

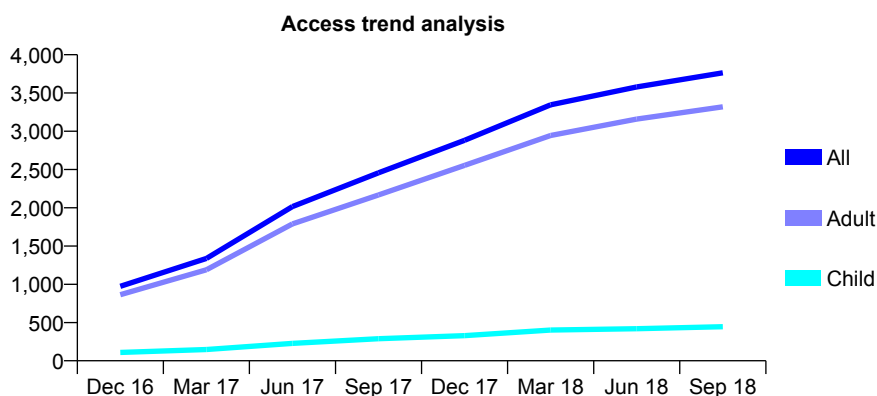
Q61 - Vital Signs At a Glance Contract Report for 100170/0000 - September 2018

Name or company name	Nilesh Patel
Contract type name	PDS Contract
Purpose of contract	General
Contract start date	01/06/2016
Contract end date	31/05/2021

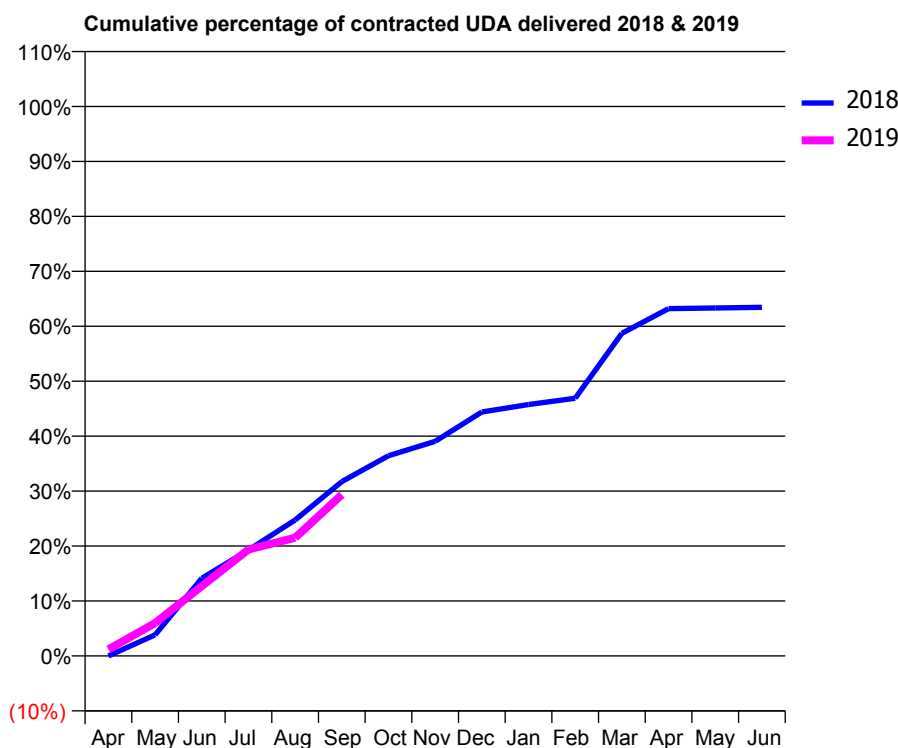
18/19 Contracted general activity (UDA)	8,650
Carry forward general activity (UDA)	0
18/19 Contracted orthodontic activity (UOA)	0
Carry forward orthodontic activity (UOA)	0
Baseline contract value	£437,926.09

ACCESS*

Patients seen in 24 months	Total	Change since previous quarter
Quarter ending September 2017	2,456	
Quarter ending December 2017	2,882	↑
Quarter ending March 2018	3,346	↑
Quarter ending June 2018	3,579	↑
Quarter ending September 2018	3,764	↑
Variance since September 2017	53.3%	↑



ACTIVITY



Month	Adjusted Scheduled Activity (UDA)	
	2018	2019
April	0	103
May	332	518
June	1,223	1,098
July	1,668	1,676
August	2,141	1,860
September	2,745	2,538
October	3,151	
November	3,378	
December	3,840	
January	3,957	
February	4,057	
March	5,080	
April	5,467	
May	5,477	
June	5,487	

QUALITY

	Quantity	Base Number	Contract	AT	Region	England
% of FP17s for the same patient ID Re-attending within 3 months - Children	13	393	3.3%	10.5%	11.5%	11.6%
% of FP17s for the same patient ID Re-attending within 3 months - Adults	46	2,146	2.1%	15.7%	16.5%	15.5%
% of FP17s for the same patient ID Re-attending between 3 & 9 months - Children	1	393	0.3%	44.8%	48.5%	58.8%
% of FP17s for the same patient ID Re-attending between 3 & 9 months - Adults	19	2,146	0.9%	37.0%	39.1%	51.1%
% of FP17s for Band 1 Urgent Courses	2,092	2,104	99.4%	10.9%	10.6%	9.0%
% of FP17s Relating to Free Repair or Replacements	0	2,104	0.0%	0.5%	0.5%	0.8%
% of FP17s Relating to Continuations	0	2,104	0.0%	0.7%	0.7%	0.9%
% of Patients satisfied with the dentistry they have received	0	0	N/A	90.7%	90.5%	93.3%
% of Patients satisfied with the time they had to wait for an appointment	0	0	N/A	82.5%	85.1%	88.9%

* This is based on patients treated on this contract for their most recent course of treatment. Figures in italics indicate the base number of FP17s or Patient Questionnaire responses are less than 100. N/A is shown where the base number of responses is less than 10 during the period. % is calculated as Quantity/Base number*100

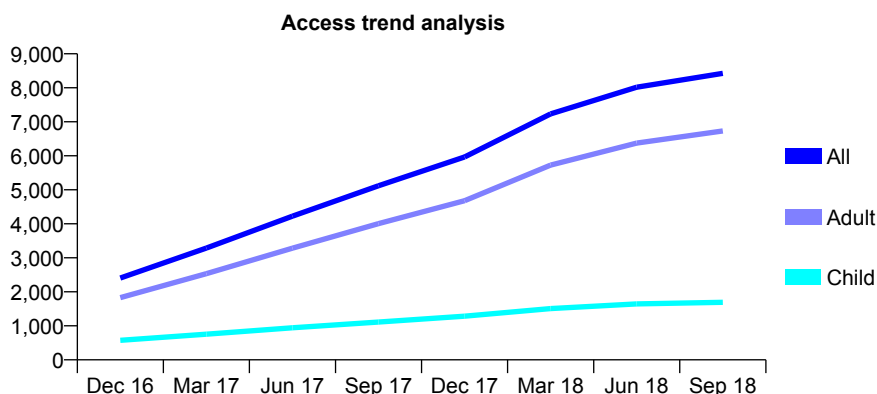
Q61 - Vital Signs At a Glance Contract Report for 100175/0000 - September 2018

Name or company name	Nilesh Patel
Contract type name	PDS Contract
Purpose of contract	General
Contract start date	13/06/2016
Contract end date	12/06/2023

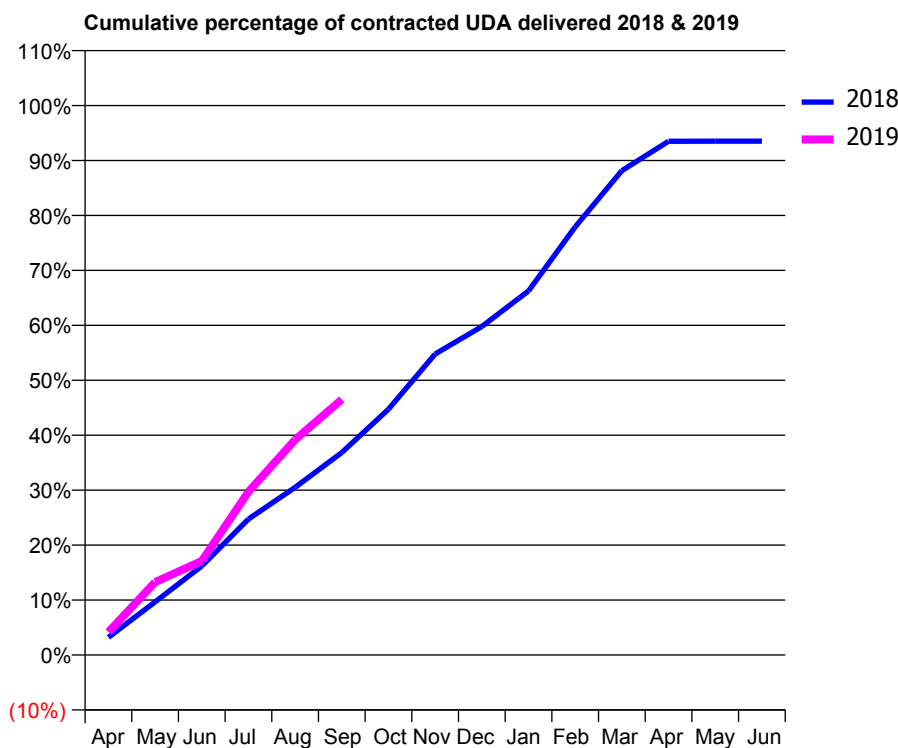
18/19 Contracted general activity (UDA)	18,000
Carry forward general activity (UDA)	0
18/19 Contracted orthodontic activity (UOA)	0
Carry forward orthodontic activity (UOA)	0
Baseline contract value	£318,591.00

ACCESS*

Patients seen in 24 months	Total	Change since previous quarter
Quarter ending September 2017	5,118	
Quarter ending December 2017	5,965	↑
Quarter ending March 2018	7,232	↑
Quarter ending June 2018	8,019	↑
Quarter ending September 2018	8,424	↑
Variance since September 2017	64.6%	↑



ACTIVITY



Month	Adjusted Scheduled Activity (UDA)	
	2018	2019
April	579	752
May	1,743	2,385
June	2,914	3,082
July	4,455	5,347
August	5,492	7,051
September	6,634	8,373
October	8,052	
November	9,861	
December	10,760	
January	11,928	
February	14,025	
March	15,867	
April	16,828	
May	16,831	
June	16,831	

QUALITY

	Quantity	Base Number	Contract	AT	Region	England
% of FP17s for the same patient ID Re-attending within 3 months - Children	112	1,179	9.5%	10.5%	11.5%	11.6%
% of FP17s for the same patient ID Re-attending within 3 months - Adults	453	3,915	11.6%	15.7%	16.5%	15.5%
% of FP17s for the same patient ID Re-attending between 3 & 9 months - Children	450	1,179	38.2%	44.8%	48.5%	58.8%
% of FP17s for the same patient ID Re-attending between 3 & 9 months - Adults	930	3,915	23.8%	37.0%	39.1%	51.1%
% of FP17s for Band 1 Urgent Courses	1,501	4,548	33.0%	10.9%	10.6%	9.0%
% of FP17s Relating to Free Repair or Replacements	10	4,548	0.2%	0.5%	0.5%	0.8%
% of FP17s Relating to Continuations	12	4,548	0.3%	0.7%	0.7%	0.9%
% of Patients satisfied with the dentistry they have received	2	2	N/A	90.7%	90.5%	93.3%
% of Patients satisfied with the time they had to wait for an appointment	2	2	N/A	82.5%	85.1%	88.9%

* This is based on patients treated on this contract for their most recent course of treatment. Figures in italics indicate the base number of FP17s or Patient Questionnaire responses are less than 100. N/A is shown where the base number of responses is less than 10 during the period. % is calculated as Quantity/Base number*100

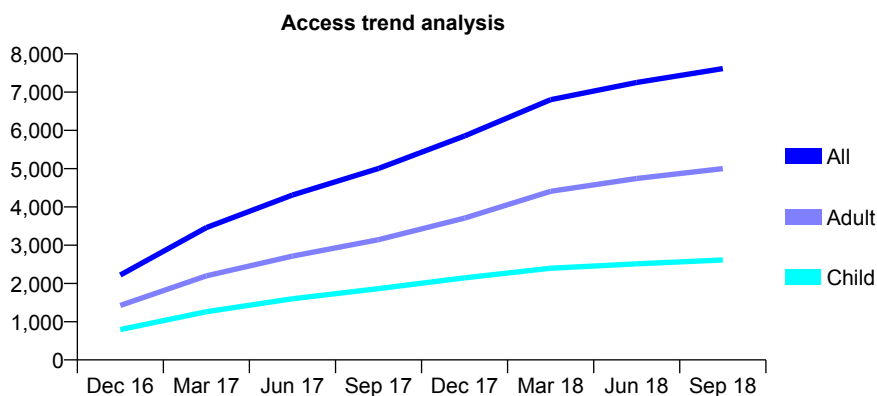
Q61 - Vital Signs At a Glance Contract Report for 100207/0000 - September 2018

Name or company name	Preventdent Limited
Contract type name	GDS Contract
Purpose of contract	General
Contract start date	19/08/2016
Contract end date	

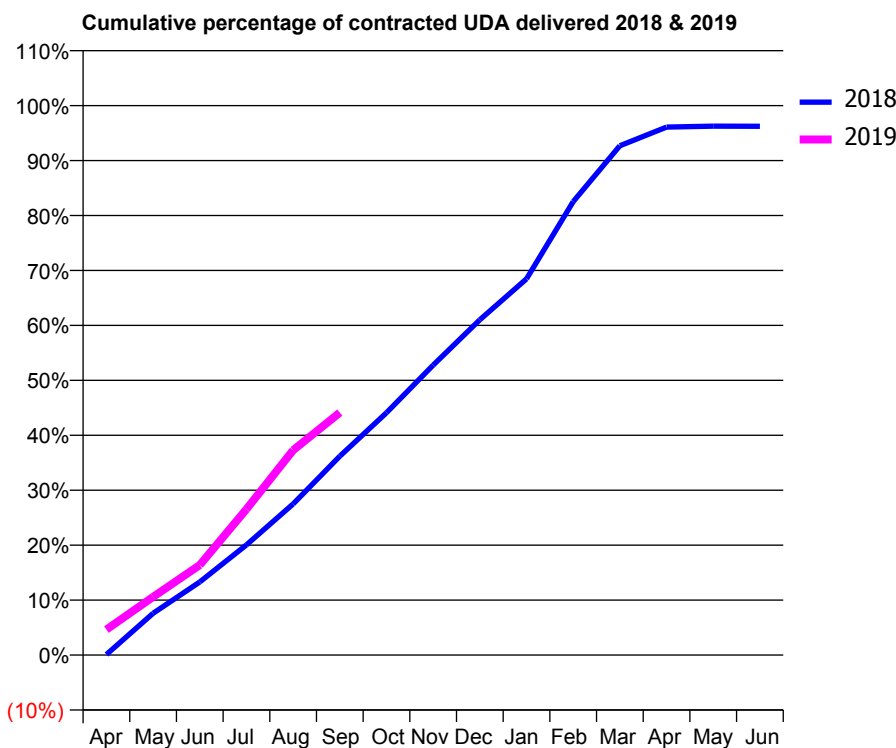
18/19 Contracted general activity (UDA)	18,367
Carry forward general activity (UDA)	97
18/19 Contracted orthodontic activity (UOA)	0
Carry forward orthodontic activity (UOA)	0
Baseline contract value	£636,202.36

ACCESS*

Patients seen in 24 months	Total	Change since previous quarter
Quarter ending September 2017	5,005	
Quarter ending December 2017	5,854	↑
Quarter ending March 2018	6,804	↑
Quarter ending June 2018	7,252	↑
Quarter ending September 2018	7,614	↑
Variance since September 2017	52.1%	↑



ACTIVITY



Month	Adjusted Scheduled Activity (UDA)	
	2018	2019
April	20	855
May	1,395	1,948
June	2,444	3,010
July	3,686	4,877
August	5,052	6,850
September	6,649	8,107
October	8,100	
November	9,690	
December	11,206	
January	12,576	
February	15,158	
March	17,025	
April	17,647	
May	17,677	
June	17,674	

QUALITY

	Quantity	Base Number	Contract	AT	Region	England
% of FP17s for the same patient ID Re-attending within 3 months - Children	144	1,856	7.8%	10.5%	11.5%	11.6%
% of FP17s for the same patient ID Re-attending within 3 months - Adults	433	2,944	14.7%	15.7%	16.5%	15.5%
% of FP17s for the same patient ID Re-attending between 3 & 9 months - Children	1,097	1,856	59.1%	44.8%	48.5%	58.8%
% of FP17s for the same patient ID Re-attending between 3 & 9 months - Adults	1,185	2,944	40.3%	37.0%	39.1%	51.1%
% of FP17s for Band 1 Urgent Courses	438	4,167	10.5%	10.9%	10.6%	9.0%
% of FP17s Relating to Free Repair or Replacements	13	4,167	0.3%	0.5%	0.5%	0.8%
% of FP17s Relating to Continuations	3	4,167	0.1%	0.7%	0.7%	0.9%
% of Patients satisfied with the dentistry they have received	2	2	N/A	90.7%	90.5%	93.3%
% of Patients satisfied with the time they had to wait for an appointment	2	2	N/A	82.5%	85.1%	88.9%

* This is based on patients treated on this contract for their most recent course of treatment. Figures in italics indicate the base number of FP17s or Patient Questionnaire responses are less than 100. N/A is shown where the base number of responses is less than 10 during the period. % is calculated as Quantity/Base number*100

Q61 - Vital Signs At a Glance Contract Report for 100670/0000 - September 2018


Name or company name	Kent Community Health NHS Foundation T
Contract type name	PDS Contract
Purpose of contract	General
Contract start date	01/07/2018
Contract end date	30/06/2021

18/19 Contracted general activity (UDA)	2,925
Carry forward general activity (UDA)	0
18/19 Contracted orthodontic activity (UOA)	0
Carry forward orthodontic activity (UOA)	0
Baseline contract value	£153,075.00

ACCESS*

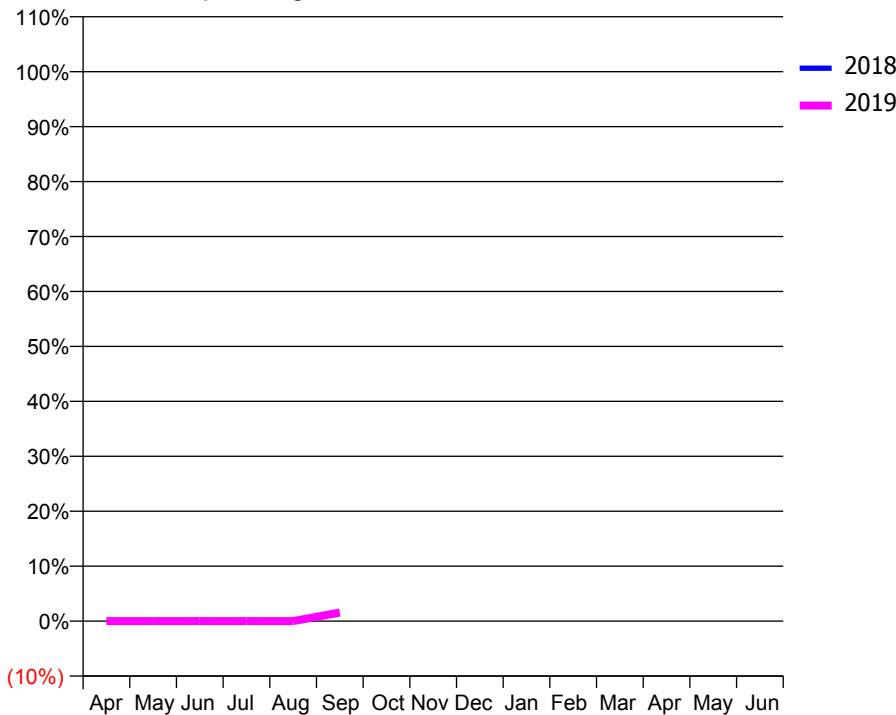
Patients seen in 24 months	Total	Change since previous quarter
Quarter ending September 2017	0	
Quarter ending December 2017	0	
Quarter ending March 2018	0	
Quarter ending June 2018	0	
Quarter ending September 2018	33	↑
Variance since September 2017	N/A	

Access trend analysis



ACTIVITY

Cumulative percentage of contracted UDA delivered 2018 & 2019



Month	Adjusted Scheduled Activity (UDA)	
	2018	2019
April	0	0
May	0	0
June	0	0
July	0	0
August	0	0
September	0	46
October	0	
November	0	
December	0	
January	0	
February	0	
March	0	
April	0	
May	0	
June	0	

QUALITY

	Quantity	Base Number	Contract	AT	Region	England
% of FP17s for the same patient ID Re-attending within 3 months - Children	0	3	0.0%	10.5%	11.5%	11.6%
% of FP17s for the same patient ID Re-attending within 3 months - Adults	0	15	0.0%	15.7%	16.5%	15.5%
% of FP17s for the same patient ID Re-attending between 3 & 9 months - Children	0	3	0.0%	44.8%	48.5%	58.8%
% of FP17s for the same patient ID Re-attending between 3 & 9 months - Adults	0	15	0.0%	37.0%	39.1%	51.1%
% of FP17s for Band 1 Urgent Courses	0	18	0.0%	10.9%	10.6%	9.0%
% of FP17s Relating to Free Repair or Replacements	0	18	0.0%	0.5%	0.5%	0.8%
% of FP17s Relating to Continuations	0	18	0.0%	0.7%	0.7%	0.9%
% of Patients satisfied with the dentistry they have received	0	0	N/A	90.7%	90.5%	93.3%
% of Patients satisfied with the time they had to wait for an appointment	0	0	N/A	82.5%	85.1%	88.9%

* This is based on patients treated on this contract for their most recent course of treatment. Figures in italics indicate the base number of FP17s or Patient Questionnaire responses are less than 100. N/A is shown where the base number of responses is less than 10 during the period. % is calculated as Quantity/Base number*100

Q61 - Vital Signs At a Glance Contract Report for 100686/0000 - September 2018


Name or company name	Visiting Specialist Services Limited
Contract type name	PDS Contract
Purpose of contract	General
Contract start date	01/07/2018
Contract end date	30/06/2020

18/19 Contracted general activity (UDA)	1,755
Carry forward general activity (UDA)	0
18/19 Contracted orthodontic activity (UOA)	0
Carry forward orthodontic activity (UOA)	0
Baseline contract value	£91,845.00

ACCESS*

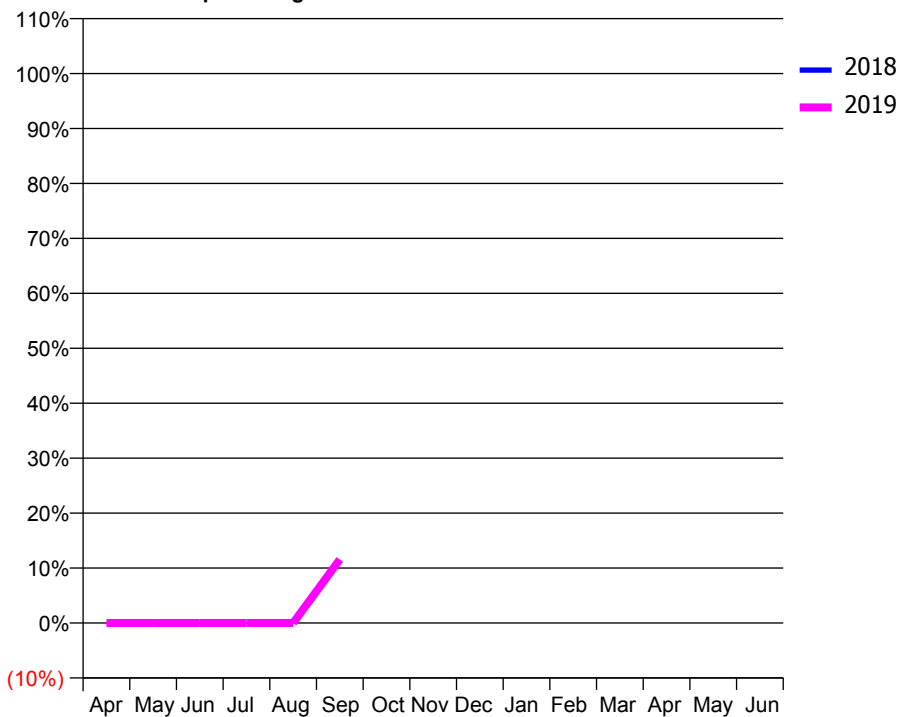
Patients seen in 24 months	Total	Change since previous quarter
Quarter ending September 2017	0	
Quarter ending December 2017	0	
Quarter ending March 2018	0	
Quarter ending June 2018	0	
Quarter ending September 2018	75	↑
Variance since September 2017	N/A	

Access trend analysis



ACTIVITY

Cumulative percentage of contracted UDA delivered 2018 & 2019



Month	Adjusted Scheduled Activity (UDA)	
	2018	2019
April	0	0
May	0	0
June	0	0
July	0	0
August	0	0
September	0	203
October	0	
November	0	
December	0	
January	0	
February	0	
March	0	
April	0	
May	0	
June	0	

QUALITY

	Quantity	Base Number	Contract	AT	Region	England
% of FP17s for the same patient ID Re-attending within 3 months - Children	0	3	0.0%	10.5%	11.5%	11.6%
% of FP17s for the same patient ID Re-attending within 3 months - Adults	0	72	0.0%	15.7%	16.5%	15.5%
% of FP17s for the same patient ID Re-attending between 3 & 9 months - Children	0	3	0.0%	44.8%	48.5%	58.8%
% of FP17s for the same patient ID Re-attending between 3 & 9 months - Adults	0	72	0.0%	37.0%	39.1%	51.1%
% of FP17s for Band 1 Urgent Courses	0	75	0.0%	10.9%	10.6%	9.0%
% of FP17s Relating to Free Repair or Replacements	0	75	0.0%	0.5%	0.5%	0.8%
% of FP17s Relating to Continuations	0	75	0.0%	0.7%	0.7%	0.9%
% of Patients satisfied with the dentistry they have received	0	0	N/A	90.7%	90.5%	93.3%
% of Patients satisfied with the time they had to wait for an appointment	0	0	N/A	82.5%	85.1%	88.9%

* This is based on patients treated on this contract for their most recent course of treatment. Figures in italics indicate the base number of FP17s or Patient Questionnaire responses are less than 100. N/A is shown where the base number of responses is less than 10 during the period. % is calculated as Quantity/Base number*100

Q61 - Vital Signs At a Glance Contract Report for 100702/0000 - September 2018


Name or company name	Mos Solutions Ltd
Contract type name	PDS Contract
Purpose of contract	General
Contract start date	01/07/2018
Contract end date	30/06/2021

18/19 Contracted general activity (UDA)	2,340
Carry forward general activity (UDA)	0
18/19 Contracted orthodontic activity (UOA)	0
Carry forward orthodontic activity (UOA)	0
Baseline contract value	£122,460.00

ACCESS*

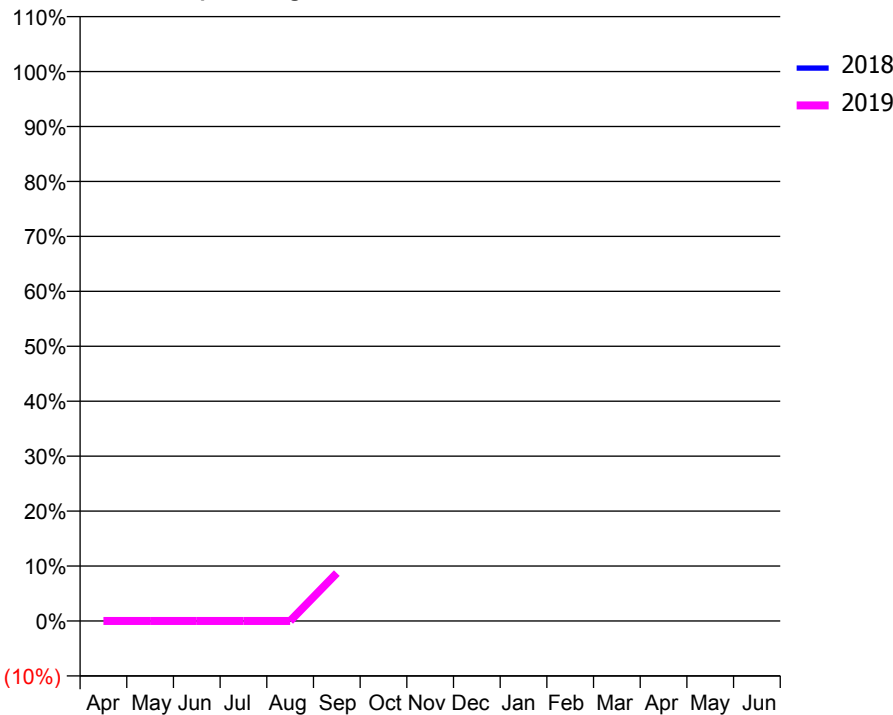
Patients seen in 24 months	Total	Change since previous quarter
Quarter ending September 2017	0	
Quarter ending December 2017	0	
Quarter ending March 2018	0	
Quarter ending June 2018	0	
Quarter ending September 2018	121	↑
Variance since September 2017	N/A	

Access trend analysis



ACTIVITY

Cumulative percentage of contracted UDA delivered 2018 & 2019



Month	Adjusted Scheduled Activity (UDA)	
	2018	2019
April	0	0
May	0	0
June	0	0
July	0	0
August	0	0
September	0	204
October	0	
November	0	
December	0	
January	0	
February	0	
March	0	
April	0	
May	0	
June	0	

QUALITY

	Quantity	Base Number	Contract	AT	Region	England
% of FP17s for the same patient ID Re-attending within 3 months - Children	0	1	0.0%	10.5%	11.5%	11.6%
% of FP17s for the same patient ID Re-attending within 3 months - Adults	0	67	0.0%	15.7%	16.5%	15.5%
% of FP17s for the same patient ID Re-attending between 3 & 9 months - Children	0	1	0.0%	44.8%	48.5%	58.8%
% of FP17s for the same patient ID Re-attending between 3 & 9 months - Adults	0	67	0.0%	37.0%	39.1%	51.1%
% of FP17s for Band 1 Urgent Courses	0	68	0.0%	10.9%	10.6%	9.0%
% of FP17s Relating to Free Repair or Replacements	0	68	0.0%	0.5%	0.5%	0.8%
% of FP17s Relating to Continuations	0	68	0.0%	0.7%	0.7%	0.9%
% of Patients satisfied with the dentistry they have received	0	0	N/A	90.7%	90.5%	93.3%
% of Patients satisfied with the time they had to wait for an appointment	0	0	N/A	82.5%	85.1%	88.9%

* This is based on patients treated on this contract for their most recent course of treatment. Figures in italics indicate the base number of FP17s or Patient Questionnaire responses are less than 100. N/A is shown where the base number of responses is less than 10 during the period. % is calculated as Quantity/Base number*100

Q61 - Vital Signs At a Glance Contract Report for 100799/0000 - September 2018


Name or company name	East Village Dental
Contract type name	PDS Contract
Purpose of contract	General
Contract start date	01/07/2018
Contract end date	30/06/2021

18/19 Contracted general activity (UDA)	3,510
Carry forward general activity (UDA)	0
18/19 Contracted orthodontic activity (UOA)	0
Carry forward orthodontic activity (UOA)	0
Baseline contract value	£183,690.00

ACCESS*

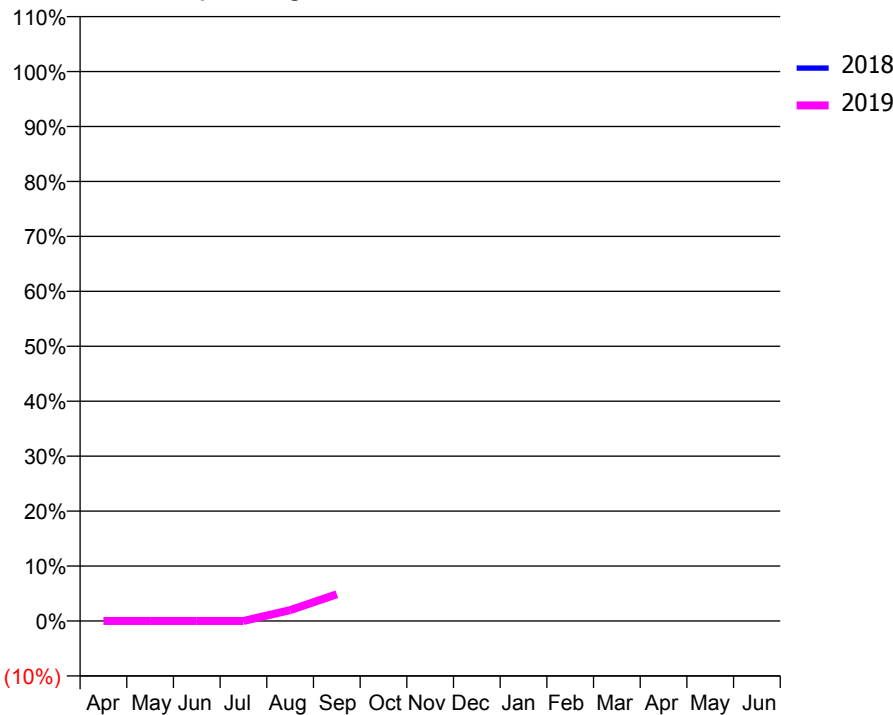
Patients seen in 24 months	Total	Change since previous quarter
Quarter ending September 2017	0	
Quarter ending December 2017	0	
Quarter ending March 2018	0	
Quarter ending June 2018	0	
Quarter ending September 2018	69	↑
Variance since September 2017	N/A	

Access trend analysis



ACTIVITY

Cumulative percentage of contracted UDA delivered 2018 & 2019



Month	Adjusted Scheduled Activity (UDA)	
	2018	2019
April	0	0
May	0	0
June	0	0
July	0	0
August	0	69
September	0	171
October	0	
November	0	
December	0	
January	0	
February	0	
March	0	
April	0	
May	0	
June	0	

QUALITY

	Quantity	Base Number	Contract	AT	Region	England
% of FP17s for the same patient ID Re-attending within 3 months - Children	0	1	0.0%	10.5%	11.5%	11.6%
% of FP17s for the same patient ID Re-attending within 3 months - Adults	0	58	0.0%	15.7%	16.5%	15.5%
% of FP17s for the same patient ID Re-attending between 3 & 9 months - Children	0	1	0.0%	44.8%	48.5%	58.8%
% of FP17s for the same patient ID Re-attending between 3 & 9 months - Adults	0	58	0.0%	37.0%	39.1%	51.1%
% of FP17s for Band 1 Urgent Courses	0	59	0.0%	10.9%	10.6%	9.0%
% of FP17s Relating to Free Repair or Replacements	0	59	0.0%	0.5%	0.5%	0.8%
% of FP17s Relating to Continuations	0	59	0.0%	0.7%	0.7%	0.9%
% of Patients satisfied with the dentistry they have received	0	0	N/A	90.7%	90.5%	93.3%
% of Patients satisfied with the time they had to wait for an appointment	0	0	N/A	82.5%	85.1%	88.9%

* This is based on patients treated on this contract for their most recent course of treatment. Figures in italics indicate the base number of FP17s or Patient Questionnaire responses are less than 100. N/A is shown where the base number of responses is less than 10 during the period. % is calculated as Quantity/Base number*100

Q61 - Vital Signs At a Glance Contract Report for 100800/0000 - September 2018

Name or company name	East Village Dental
Contract type name	PDS Contract
Purpose of contract	General
Contract start date	01/07/2018
Contract end date	30/06/2021

18/19 Contracted general activity (UDA)	2,340
Carry forward general activity (UDA)	0
18/19 Contracted orthodontic activity (UOA)	0
Carry forward orthodontic activity (UOA)	0
Baseline contract value	£122,460.00

ACCESS*

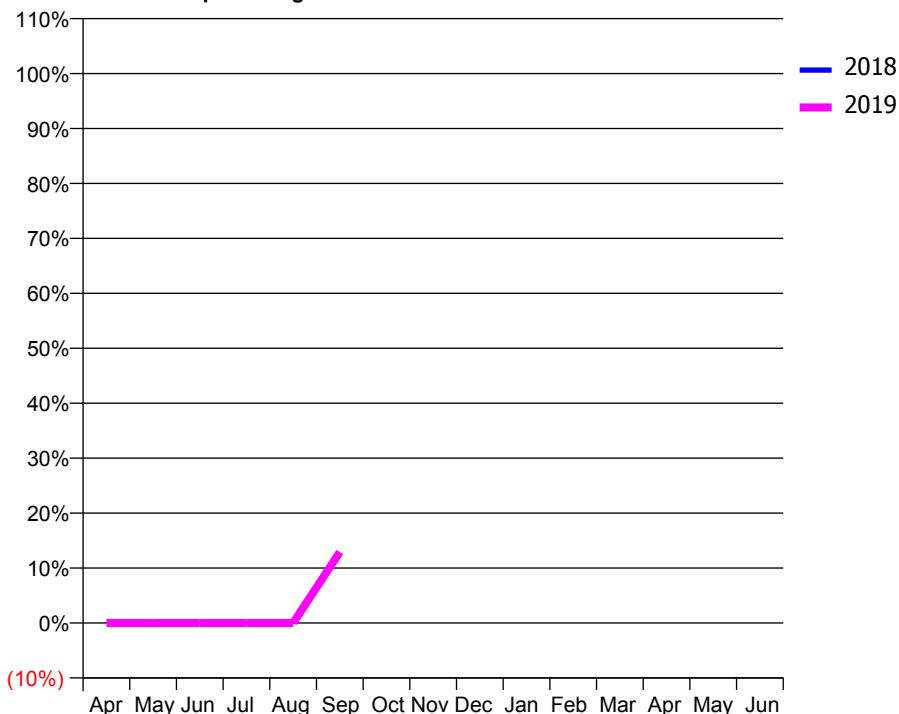
Patients seen in 24 months	Total	Change since previous quarter
Quarter ending September 2017	0	
Quarter ending December 2017	0	
Quarter ending March 2018	0	
Quarter ending June 2018	0	
Quarter ending September 2018	133	↑
Variance since September 2017	N/A	

Access trend analysis



ACTIVITY

Cumulative percentage of contracted UDA delivered 2018 & 2019



Adjusted Scheduled Activity (UDA)

Month	2018	2019
April	0	0
May	0	0
June	0	0
July	0	0
August	0	0
September	0	302
October	0	
November	0	
December	0	
January	0	
February	0	
March	0	
April	0	
May	0	
June	0	

QUALITY

	Quantity	Base Number	Contract	AT	Region	England
% of FP17s for the same patient ID Re-attending within 3 months - Children	0	1	0.0%	10.5%	11.5%	11.6%
% of FP17s for the same patient ID Re-attending within 3 months - Adults	0	110	0.0%	15.7%	16.5%	15.5%
% of FP17s for the same patient ID Re-attending between 3 & 9 months - Children	0	1	0.0%	44.8%	48.5%	58.8%
% of FP17s for the same patient ID Re-attending between 3 & 9 months - Adults	0	110	0.0%	37.0%	39.1%	51.1%
% of FP17s for Band 1 Urgent Courses	2	111	1.8%	10.9%	10.6%	9.0%
% of FP17s Relating to Free Repair or Replacements	0	111	0.0%	0.5%	0.5%	0.8%
% of FP17s Relating to Continuations	0	111	0.0%	0.7%	0.7%	0.9%
% of Patients satisfied with the dentistry they have received	0	0	N/A	90.7%	90.5%	93.3%
% of Patients satisfied with the time they had to wait for an appointment	0	0	N/A	82.5%	85.1%	88.9%

* This is based on patients treated on this contract for their most recent course of treatment. Figures in italics indicate the base number of FP17s or Patient Questionnaire responses are less than 100. N/A is shown where the base number of responses is less than 10 during the period. % is calculated as Quantity/Base number*100

Q61 - Vital Signs At a Glance Contract Report for 100801/0000 - September 2018


Name or company name	East Village Dental
Contract type name	PDS Contract
Purpose of contract	General
Contract start date	01/07/2018
Contract end date	30/06/2021

18/19 Contracted general activity (UDA)	3,510
Carry forward general activity (UDA)	0
18/19 Contracted orthodontic activity (UOA)	0
Carry forward orthodontic activity (UOA)	0
Baseline contract value	£183,690.00

ACCESS*

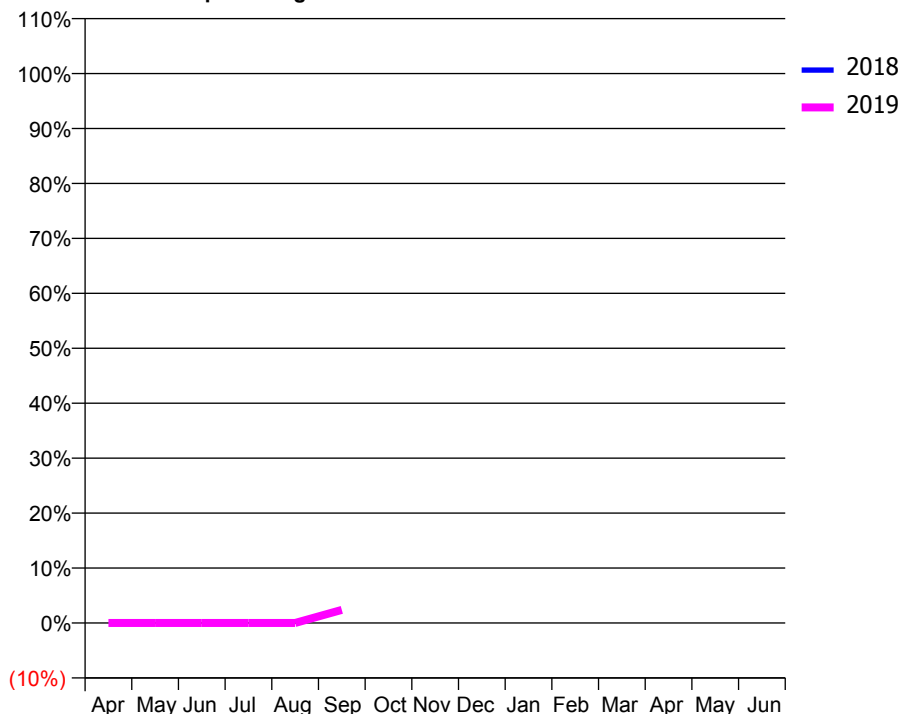
Patients seen in 24 months	Total	Change since previous quarter
Quarter ending September 2017	0	
Quarter ending December 2017	0	
Quarter ending March 2018	0	
Quarter ending June 2018	0	
Quarter ending September 2018	28	↑
Variance since September 2017	N/A	

Access trend analysis



ACTIVITY

Cumulative percentage of contracted UDA delivered 2018 & 2019



Adjusted Scheduled Activity (UDA)

Month	2018	2019
April	0	0
May	0	0
June	0	0
July	0	0
August	0	0
September	0	84
October	0	0
November	0	0
December	0	0
January	0	0
February	0	0
March	0	0
April	0	0
May	0	0
June	0	0

QUALITY

	Quantity	Base Number	Contract	AT	Region	England
% of FP17s for the same patient ID Re-attending within 3 months - Children	0	0	N/A	10.5%	11.5%	11.6%
% of FP17s for the same patient ID Re-attending within 3 months - Adults	0	28	0.0%	15.7%	16.5%	15.5%
% of FP17s for the same patient ID Re-attending between 3 & 9 months - Children	0	0	N/A	44.8%	48.5%	58.8%
% of FP17s for the same patient ID Re-attending between 3 & 9 months - Adults	0	28	0.0%	37.0%	39.1%	51.1%
% of FP17s for Band 1 Urgent Courses	0	28	0.0%	10.9%	10.6%	9.0%
% of FP17s Relating to Free Repair or Replacements	0	28	0.0%	0.5%	0.5%	0.8%
% of FP17s Relating to Continuations	0	28	0.0%	0.7%	0.7%	0.9%
% of Patients satisfied with the dentistry they have received	0	0	N/A	90.7%	90.5%	93.3%
% of Patients satisfied with the time they had to wait for an appointment	0	0	N/A	82.5%	85.1%	88.9%

* This is based on patients treated on this contract for their most recent course of treatment. Figures in italics indicate the base number of FP17s or Patient Questionnaire responses are less than 100. N/A is shown where the base number of responses is less than 10 during the period. % is calculated as Quantity/Base number*100

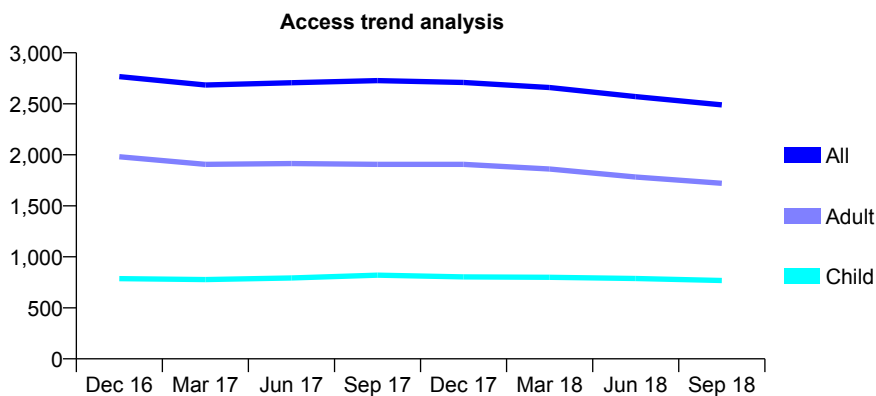
Q61 - Vital Signs At a Glance Contract Report for 101281/0037 - September 2018

Name or company name	OASIS DENTAL CARE LTD
Contract type name	GDS Contract
Purpose of contract	General
Contract start date	01/04/2006
Contract end date	

18/19 Contracted general activity (UDA)	5,905
Carry forward general activity (UDA)	-118
18/19 Contracted orthodontic activity (UOA)	0
Carry forward orthodontic activity (UOA)	0
Baseline contract value	£139,954.96

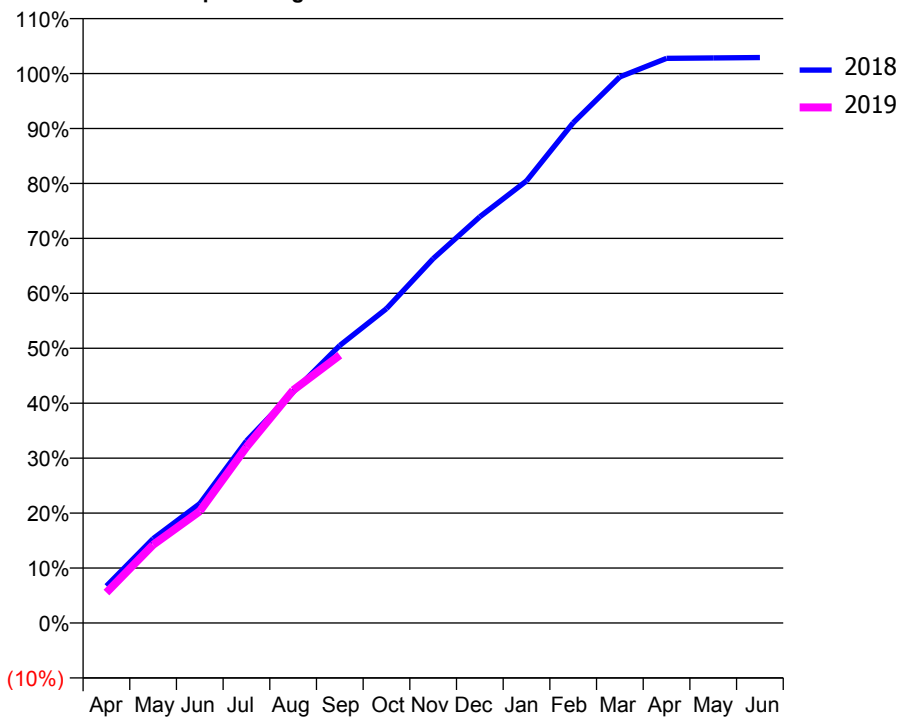
ACCESS*

Patients seen in 24 months	Total	Change since previous quarter
Quarter ending September 2017	2,727	
Quarter ending December 2017	2,709	→
Quarter ending March 2018	2,660	↓
Quarter ending June 2018	2,570	↓
Quarter ending September 2018	2,489	↓
Variance since September 2017	(8.7%)	↓



ACTIVITY

Cumulative percentage of contracted UDA delivered 2018 & 2019



Adjusted Scheduled Activity (UDA)

Month	2018	2019
April	398	328
May	907	841
June	1,284	1,202
July	1,957	1,891
August	2,483	2,501
September	2,983	2,879
October	3,378	
November	3,915	
December	4,365	
January	4,751	
February	5,376	
March	5,869	
April	6,068	
May	6,073	
June	6,077	

QUALITY

	Quantity	Base Number	Contract	AT	Region	England
% of FP17s for the same patient ID Re-attending within 3 months - Children	43	584	7.4%	10.5%	11.5%	11.6%
% of FP17s for the same patient ID Re-attending within 3 months - Adults	190	1,178	16.1%	15.7%	16.5%	15.5%
% of FP17s for the same patient ID Re-attending between 3 & 9 months - Children	403	584	69.0%	44.8%	48.5%	58.8%
% of FP17s for the same patient ID Re-attending between 3 & 9 months - Adults	692	1,178	58.7%	37.0%	39.1%	51.1%
% of FP17s for Band 1 Urgent Courses	139	1,637	8.5%	10.9%	10.6%	9.0%
% of FP17s Relating to Free Repair or Replacements	6	1,637	0.4%	0.5%	0.5%	0.8%
% of FP17s Relating to Continuations	47	1,637	2.9%	0.7%	0.7%	0.9%
% of Patients satisfied with the dentistry they have received	0	0	N/A	90.7%	90.5%	93.3%
% of Patients satisfied with the time they had to wait for an appointment	0	0	N/A	82.5%	85.1%	88.9%

* This is based on patients treated on this contract for their most recent course of treatment. Figures in italics indicate the base number of FP17s or Patient Questionnaire responses are less than 100. N/A is shown where the base number of responses is less than 10 during the period. % is calculated as Quantity/Base number*100

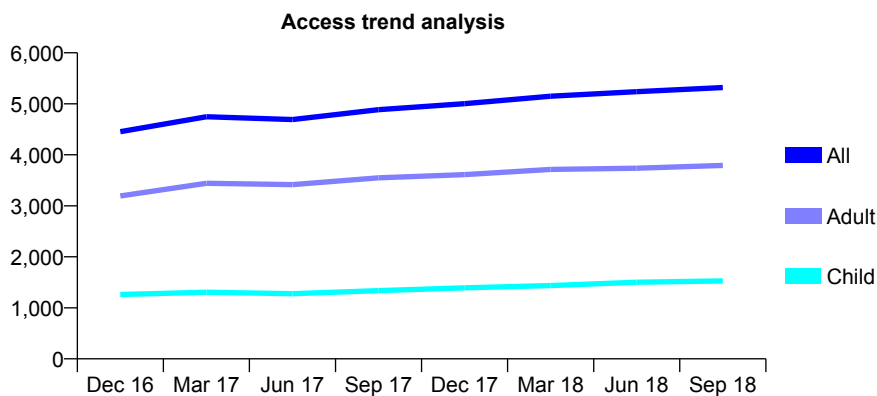
Q61 - Vital Signs At a Glance Contract Report for 101370/0143 - September 2018

Name or company name	Petrie Tucker & Partners Ltd
Contract type name	GDS Contract
Purpose of contract	General and Orthodontic
Contract start date	01/04/2015
Contract end date	

18/19 Contracted general activity (UDA)	18,993
Carry forward general activity (UDA)	0
18/19 Contracted orthodontic activity (UOA)	1,381
Carry forward orthodontic activity (UOA)	0
Baseline contract value	£565,410.28

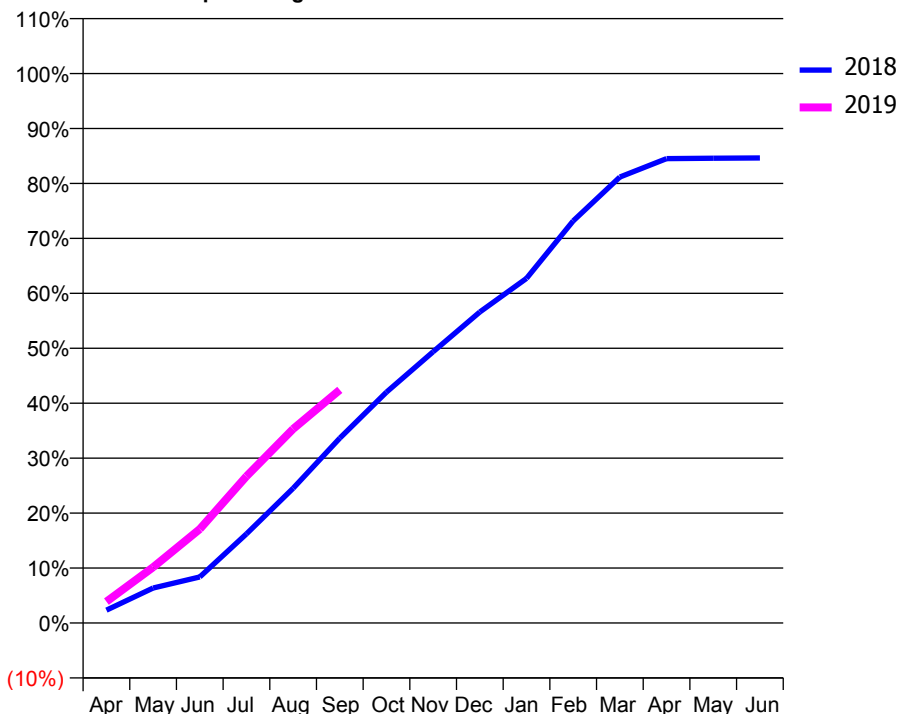
ACCESS*

Patients seen in 24 months	Total	Change since previous quarter
Quarter ending September 2017	4,885	
Quarter ending December 2017	5,002	↑
Quarter ending March 2018	5,150	↑
Quarter ending June 2018	5,238	→
Quarter ending September 2018	5,319	→
Variance since September 2017	8.9%	↑



ACTIVITY

Cumulative percentage of contracted UDA delivered 2018 & 2019



Month	Adjusted Scheduled Activity (UDA)	
	2018	2019
April	446	740
May	1,209	1,930
June	1,591	3,248
July	3,079	5,074
August	4,659	6,708
September	6,391	8,058
October	7,980	
November	9,375	
December	10,751	
January	11,912	
February	13,898	
March	15,414	
April	16,050	
May	16,065	
June	16,072	

QUALITY

	Quantity	Base Number	Contract	AT	Region	England
% of FP17s for the same patient ID Re-attending within 3 months - Children	87	1,157	7.5%	10.5%	11.5%	11.6%
% of FP17s for the same patient ID Re-attending within 3 months - Adults	316	2,228	14.2%	15.7%	16.5%	15.5%
% of FP17s for the same patient ID Re-attending between 3 & 9 months - Children	623	1,157	53.8%	44.8%	48.5%	58.8%
% of FP17s for the same patient ID Re-attending between 3 & 9 months - Adults	917	2,228	41.2%	37.0%	39.1%	51.1%
% of FP17s for Band 1 Urgent Courses	188	3,108	6.0%	10.9%	10.6%	9.0%
% of FP17s Relating to Free Repair or Replacements	41	3,108	1.3%	0.5%	0.5%	0.8%
% of FP17s Relating to Continuations	83	3,108	2.7%	0.7%	0.7%	0.9%
% of Patients satisfied with the dentistry they have received	1	1	N/A	90.7%	90.5%	93.3%
% of Patients satisfied with the time they had to wait for an appointment	0	1	N/A	82.5%	85.1%	88.9%

* This is based on patients treated on this contract for their most recent course of treatment. Figures in italics indicate the base number of FP17s or Patient Questionnaire responses are less than 100. N/A is shown where the base number of responses is less than 10 during the period. % is calculated as Quantity/Base number*100

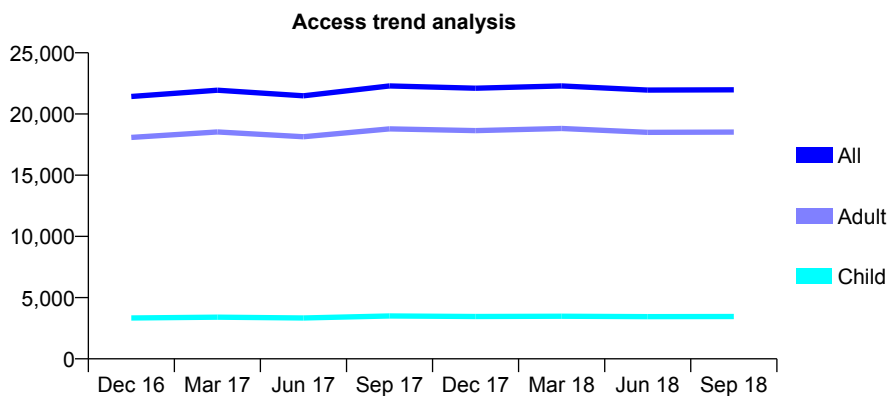
Q61 - Vital Signs At a Glance Contract Report for 101877/0001 - September 2018

Name or company name	Pickerings Dental Surgeries Ltd.
Contract type name	GDS Contract
Purpose of contract	General
Contract start date	01/04/2006
Contract end date	

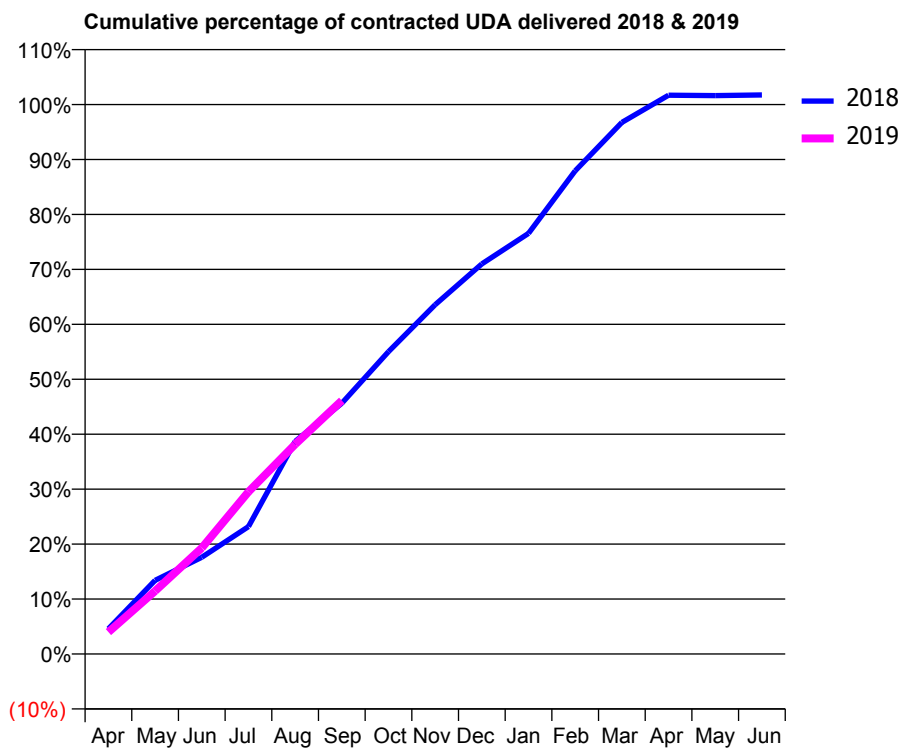
18/19 Contracted general activity (UDA)	54,000
Carry forward general activity (UDA)	-933
18/19 Contracted orthodontic activity (UOA)	0
Carry forward orthodontic activity (UOA)	0
Baseline contract value	£1,767,962.95

ACCESS*

Patients seen in 24 months	Total	Change since previous quarter
Quarter ending September 2017	22,291	
Quarter ending December 2017	22,111	→
Quarter ending March 2018	22,294	→
Quarter ending June 2018	21,950	↓
Quarter ending September 2018	21,978	→
Variance since September 2017	(1.4%)	↓



ACTIVITY



Month	Adjusted Scheduled Activity (UDA)	
	2018	2019
April	2,481	2,152
May	7,244	6,193
June	9,504	10,420
July	12,522	15,940
August	20,894	20,604
September	24,645	24,899
October	29,713	
November	34,329	
December	38,339	
January	41,333	
February	47,483	
March	52,238	
April	54,909	
May	54,877	
June	54,933	

QUALITY

	Quantity	Base Number	Contract	AT	Region	England
% of FP17s for the same patient ID Re-attending within 3 months - Children	83	1,941	4.3%	10.5%	11.5%	11.6%
% of FP17s for the same patient ID Re-attending within 3 months - Adults	675	8,294	8.1%	15.7%	16.5%	15.5%
% of FP17s for the same patient ID Re-attending between 3 & 9 months - Children	735	1,941	37.9%	44.8%	48.5%	58.8%
% of FP17s for the same patient ID Re-attending between 3 & 9 months - Adults	2,367	8,294	28.5%	37.0%	39.1%	51.1%
% of FP17s for Band 1 Urgent Courses	741	9,228	8.0%	10.9%	10.6%	9.0%
% of FP17s Relating to Free Repair or Replacements	23	9,228	0.2%	0.5%	0.5%	0.8%
% of FP17s Relating to Continuations	28	9,228	0.3%	0.7%	0.7%	0.9%
% of Patients satisfied with the dentistry they have received	9	9	N/A	90.7%	90.5%	93.3%
% of Patients satisfied with the time they had to wait for an appointment	9	9	N/A	82.5%	85.1%	88.9%

* This is based on patients treated on this contract for their most recent course of treatment. Figures in italics indicate the base number of FP17s or Patient Questionnaire responses are less than 100. N/A is shown where the base number of responses is less than 10 during the period. % is calculated as Quantity/Base number*100

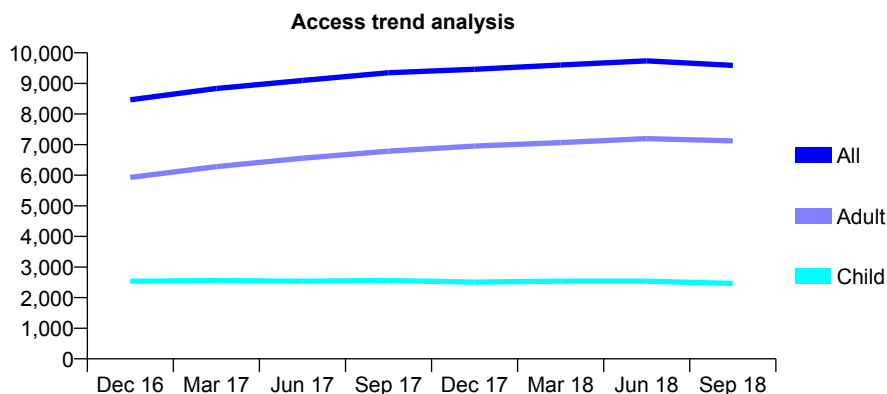
Q61 - Vital Signs At a Glance Contract Report for 102520/0001 - September 2018

Name or company name	Clements Road Dental
Contract type name	GDS Contract
Purpose of contract	General
Contract start date	07/07/2008
Contract end date	

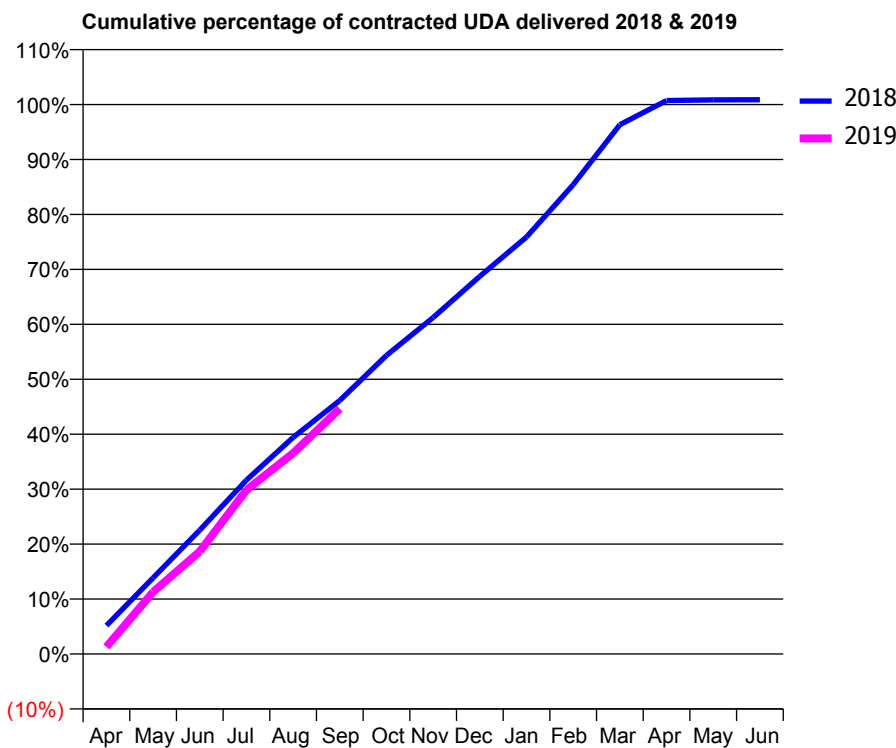
18/19 Contracted general activity (UDA)	25,935
Carry forward general activity (UDA)	-223
18/19 Contracted orthodontic activity (UOA)	0
Carry forward orthodontic activity (UOA)	0
Baseline contract value	£926,929.29

ACCESS*

Patients seen in 24 months	Total	Change since previous quarter
Quarter ending September 2017	9,348	
Quarter ending December 2017	9,461	→
Quarter ending March 2018	9,601	→
Quarter ending June 2018	9,735	→
Quarter ending September 2018	9,587	↓
Variance since September 2017	2.6%	↑



ACTIVITY



Adjusted Scheduled Activity (UDA)		
Month	2018	2019
April	1,341	338
May	3,594	2,932
June	5,848	4,845
July	8,209	7,737
August	10,225	9,481
September	11,965	11,577
October	14,092	
November	15,880	
December	17,825	
January	19,684	
February	22,150	
March	24,982	
April	26,123	
May	26,156	
June	26,158	

QUALITY

	Quantity	Base Number	Contract	AT	Region	England
% of FP17s for the same patient ID Re-attending within 3 months - Children	138	1,453	9.5%	10.5%	11.5%	11.6%
% of FP17s for the same patient ID Re-attending within 3 months - Adults	654	3,936	16.6%	15.7%	16.5%	15.5%
% of FP17s for the same patient ID Re-attending between 3 & 9 months - Children	675	1,453	46.5%	44.8%	48.5%	58.8%
% of FP17s for the same patient ID Re-attending between 3 & 9 months - Adults	1,506	3,936	38.3%	37.0%	39.1%	51.1%
% of FP17s for Band 1 Urgent Courses	815	4,860	16.8%	10.9%	10.6%	9.0%
% of FP17s Relating to Free Repair or Replacements	49	4,860	1.0%	0.5%	0.5%	0.8%
% of FP17s Relating to Continuations	13	4,860	0.3%	0.7%	0.7%	0.9%
% of Patients satisfied with the dentistry they have received	9	10	90.0%	90.7%	90.5%	93.3%
% of Patients satisfied with the time they had to wait for an appointment	8	10	80.0%	82.5%	85.1%	88.9%

* This is based on patients treated on this contract for their most recent course of treatment. Figures in italics indicate the base number of FP17s or Patient Questionnaire responses are less than 100. N/A is shown where the base number of responses is less than 10 during the period. % is calculated as Quantity/Base number*100

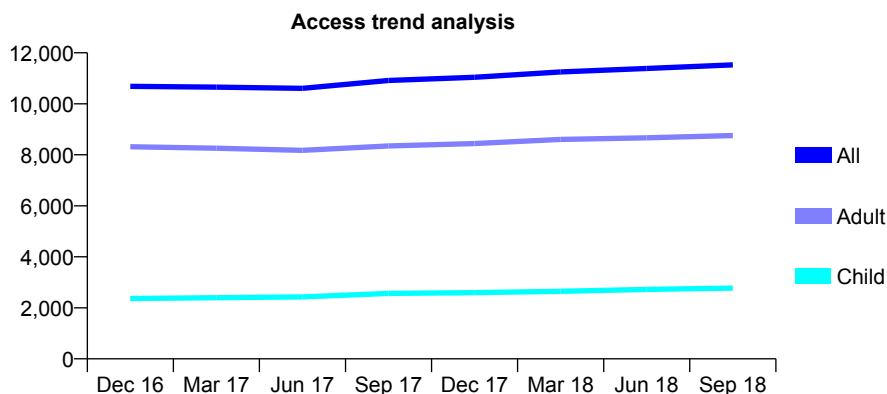
Q61 - Vital Signs At a Glance Contract Report for 102911/0001 - September 2018

Name or company name	Mawney (DS) Limited
Contract type name	GDS Contract
Purpose of contract	General
Contract start date	01/04/2011
Contract end date	

18/19 Contracted general activity (UDA)	33,191
Carry forward general activity (UDA)	369
18/19 Contracted orthodontic activity (UOA)	0
Carry forward orthodontic activity (UOA)	0
Baseline contract value	£1,005,063.49

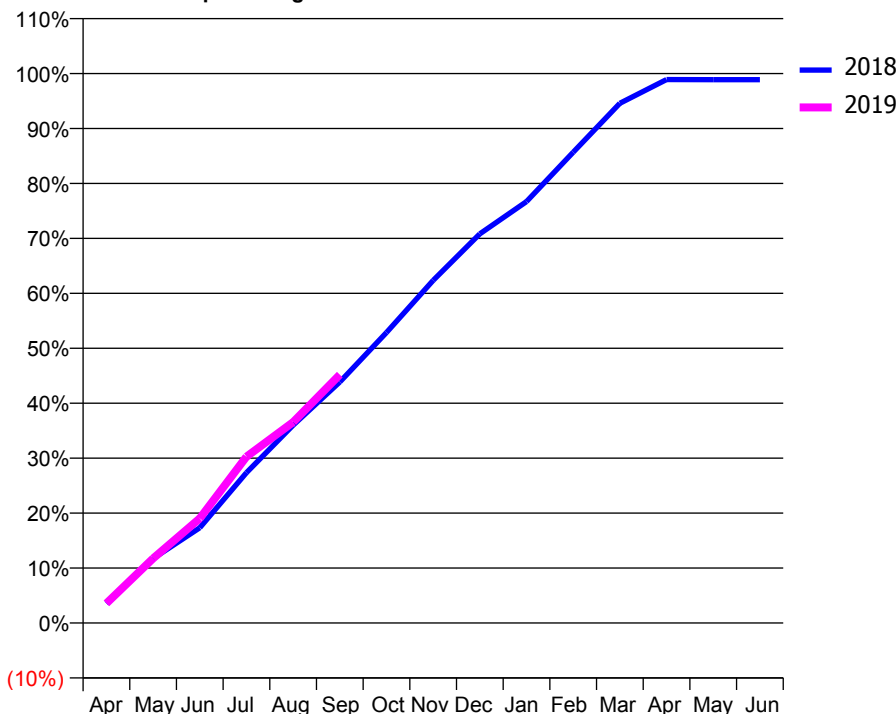
ACCESS*

Patients seen in 24 months	Total	Change since previous quarter
Quarter ending September 2017	10,913	
Quarter ending December 2017	11,038	→
Quarter ending March 2018	11,252	→
Quarter ending June 2018	11,384	→
Quarter ending September 2018	11,529	→
Variance since September 2017	5.6%	↑



ACTIVITY

Cumulative percentage of contracted UDA delivered 2018 & 2019



Month	Adjusted Scheduled Activity (UDA)	
	2018	2019
April	1,181	1,188
May	3,895	3,902
June	5,753	6,320
July	9,080	10,049
August	11,952	12,134
September	14,559	15,005
October	17,544	
November	20,699	
December	23,506	
January	25,453	
February	28,435	
March	31,396	
April	32,823	
May	32,822	
June	32,822	

QUALITY

	Quantity	Base Number	Contract	AT	Region	England
% of FP17s for the same patient ID Re-attending within 3 months - Children	128	1,681	7.6%	10.5%	11.5%	11.6%
% of FP17s for the same patient ID Re-attending within 3 months - Adults	807	5,116	15.8%	15.7%	16.5%	15.5%
% of FP17s for the same patient ID Re-attending between 3 & 9 months - Children	672	1,681	40.0%	44.8%	48.5%	58.8%
% of FP17s for the same patient ID Re-attending between 3 & 9 months - Adults	1,915	5,116	37.4%	37.0%	39.1%	51.1%
% of FP17s for Band 1 Urgent Courses	775	6,253	12.4%	10.9%	10.6%	9.0%
% of FP17s Relating to Free Repair or Replacements	79	6,253	1.3%	0.5%	0.5%	0.8%
% of FP17s Relating to Continuations	104	6,253	1.7%	0.7%	0.7%	0.9%
% of Patients satisfied with the dentistry they have received	6	6	N/A	90.7%	90.5%	93.3%
% of Patients satisfied with the time they had to wait for an appointment	6	6	N/A	82.5%	85.1%	88.9%

* This is based on patients treated on this contract for their most recent course of treatment. Figures in italics indicate the base number of FP17s or Patient Questionnaire responses are less than 100. N/A is shown where the base number of responses is less than 10 during the period. % is calculated as Quantity/Base number*100

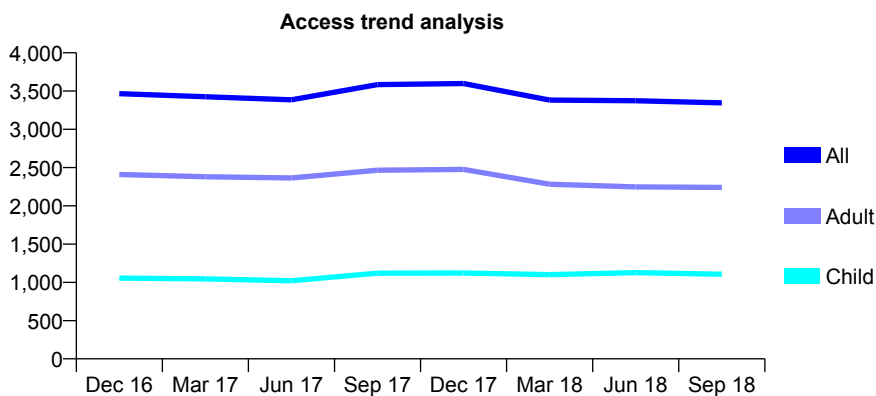
Q61 - Vital Signs At a Glance Contract Report for 103551/0002 - September 2018

Name or company name	Excel Dental Care
Contract type name	GDS Contract
Purpose of contract	General
Contract start date	01/10/2007
Contract end date	

18/19 Contracted general activity (UDA)	8,000
Carry forward general activity (UDA)	260
18/19 Contracted orthodontic activity (UOA)	0
Carry forward orthodontic activity (UOA)	0
Baseline contract value	£202,709.79

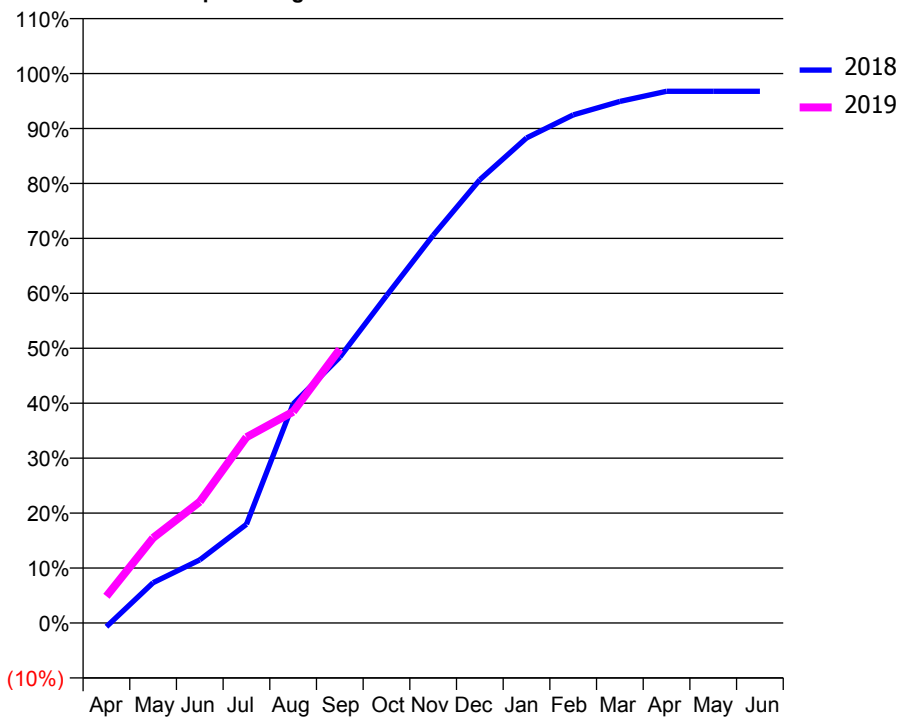
ACCESS*

Patients seen in 24 months	Total	Change since previous quarter
Quarter ending September 2017	3,584	
Quarter ending December 2017	3,598	→
Quarter ending March 2018	3,383	↓
Quarter ending June 2018	3,373	→
Quarter ending September 2018	3,346	→
Variance since September 2017	(6.6%)	↓



ACTIVITY

Cumulative percentage of contracted UDA delivered 2018 & 2019



Month	Adjusted Scheduled Activity (UDA)	
	2018	2019
April	-54	388
May	588	1,239
June	920	1,766
July	1,437	2,705
August	3,190	3,076
September	3,870	3,986
October	4,764	
November	5,644	
December	6,454	
January	7,062	
February	7,398	
March	7,593	
April	7,741	
May	7,740	
June	7,740	

QUALITY

	Quantity	Base Number	Contract	AT	Region	England
% of FP17s for the same patient ID Re-attending within 3 months - Children	94	895	10.5%	10.5%	11.5%	11.6%
% of FP17s for the same patient ID Re-attending within 3 months - Adults	139	1,021	13.6%	15.7%	16.5%	15.5%
% of FP17s for the same patient ID Re-attending between 3 & 9 months - Children	476	895	53.2%	44.8%	48.5%	58.8%
% of FP17s for the same patient ID Re-attending between 3 & 9 months - Adults	362	1,021	35.5%	37.0%	39.1%	51.1%
% of FP17s for Band 1 Urgent Courses	39	1,640	2.4%	10.9%	10.6%	9.0%
% of FP17s Relating to Free Repair or Replacements	10	1,640	0.6%	0.5%	0.5%	0.8%
% of FP17s Relating to Continuations	3	1,640	0.2%	0.7%	0.7%	0.9%
% of Patients satisfied with the dentistry they have received	0	0	N/A	90.7%	90.5%	93.3%
% of Patients satisfied with the time they had to wait for an appointment	0	0	N/A	82.5%	85.1%	88.9%

* This is based on patients treated on this contract for their most recent course of treatment. Figures in italics indicate the base number of FP17s or Patient Questionnaire responses are less than 100. N/A is shown where the base number of responses is less than 10 during the period. % is calculated as Quantity/Base number*100

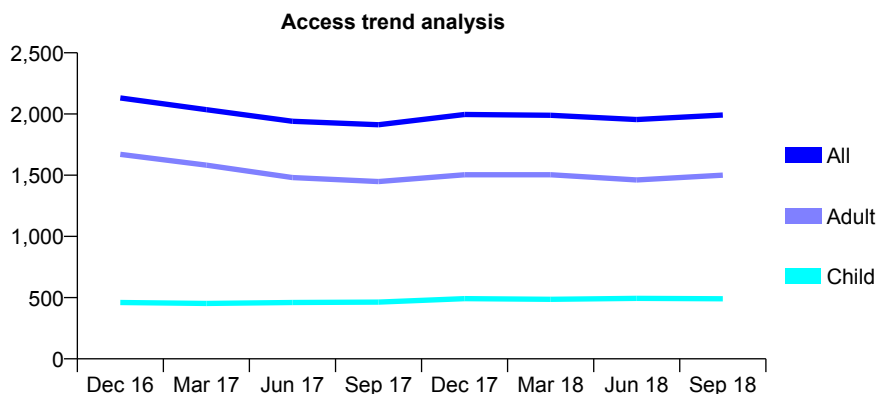
Q61 - Vital Signs At a Glance Contract Report for 104396/0001 - September 2018

Name or company name	S Cowley, R Ingham and J Angelo
Contract type name	GDS Contract
Purpose of contract	General
Contract start date	01/08/2014
Contract end date	

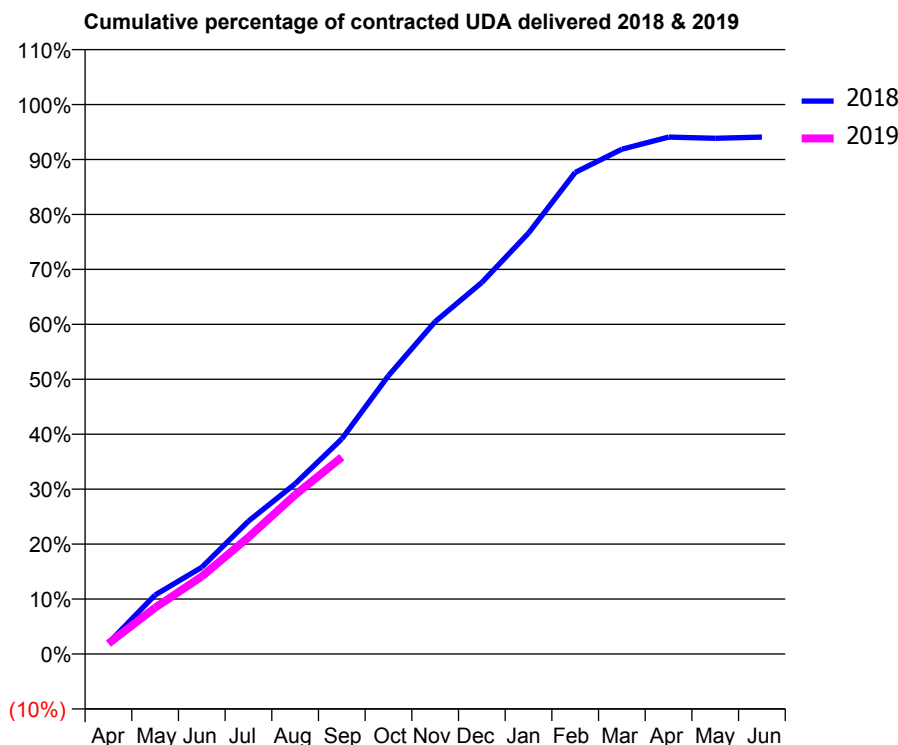
18/19 Contracted general activity (UDA)	7,568
Carry forward general activity (UDA)	0
18/19 Contracted orthodontic activity (UOA)	0
Carry forward orthodontic activity (UOA)	0
Baseline contract value	£296,614.35

ACCESS*

Patients seen in 24 months	Total	Change since previous quarter
Quarter ending September 2017	1,912	
Quarter ending December 2017	1,996	↑
Quarter ending March 2018	1,990	→
Quarter ending June 2018	1,955	↓
Quarter ending September 2018	1,992	→
Variance since September 2017	4.2%	↑



ACTIVITY



Month	Adjusted Scheduled Activity (UDA)	
	2018	2019
April	151	144
May	813	638
June	1,194	1,068
July	1,830	1,608
August	2,345	2,192
September	2,963	2,712
October	3,834	
November	4,578	
December	5,118	
January	5,797	
February	6,633	
March	6,953	
April	7,118	
May	7,103	
June	7,119	

QUALITY

	Quantity	Base Number	Contract	AT	Region	England
% of FP17s for the same patient ID Re-attending within 3 months - Children	26	247	10.5%	10.5%	11.5%	11.6%
% of FP17s for the same patient ID Re-attending within 3 months - Adults	99	684	14.5%	15.7%	16.5%	15.5%
% of FP17s for the same patient ID Re-attending between 3 & 9 months - Children	66	247	26.7%	44.8%	48.5%	58.8%
% of FP17s for the same patient ID Re-attending between 3 & 9 months - Adults	131	684	19.2%	37.0%	39.1%	51.1%
% of FP17s for Band 1 Urgent Courses	137	854	16.0%	10.9%	10.6%	9.0%
% of FP17s Relating to Free Repair or Replacements	1	854	0.1%	0.5%	0.5%	0.8%
% of FP17s Relating to Continuations	11	854	1.3%	0.7%	0.7%	0.9%
% of Patients satisfied with the dentistry they have received	1	1	N/A	90.7%	90.5%	93.3%
% of Patients satisfied with the time they had to wait for an appointment	1	1	N/A	82.5%	85.1%	88.9%

* This is based on patients treated on this contract for their most recent course of treatment. Figures in italics indicate the base number of FP17s or Patient Questionnaire responses are less than 100. N/A is shown where the base number of responses is less than 10 during the period. % is calculated as Quantity/Base number*100

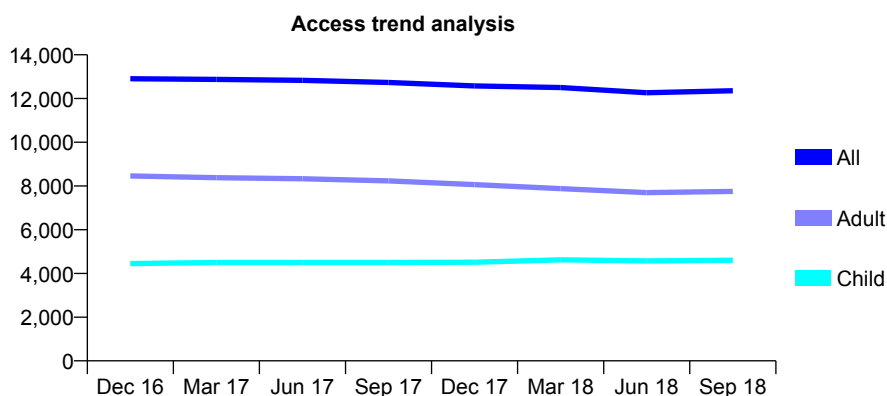
Q61 - Vital Signs At a Glance Contract Report for 104817/0001 - September 2018

Name or company name	Ms G Staneviciene and Mr J Schonberg
Contract type name	GDS Contract
Purpose of contract	General
Contract start date	01/09/2012
Contract end date	

18/19 Contracted general activity (UDA)	34,092
Carry forward general activity (UDA)	597
18/19 Contracted orthodontic activity (UOA)	0
Carry forward orthodontic activity (UOA)	0
Baseline contract value	£1,312,258.90

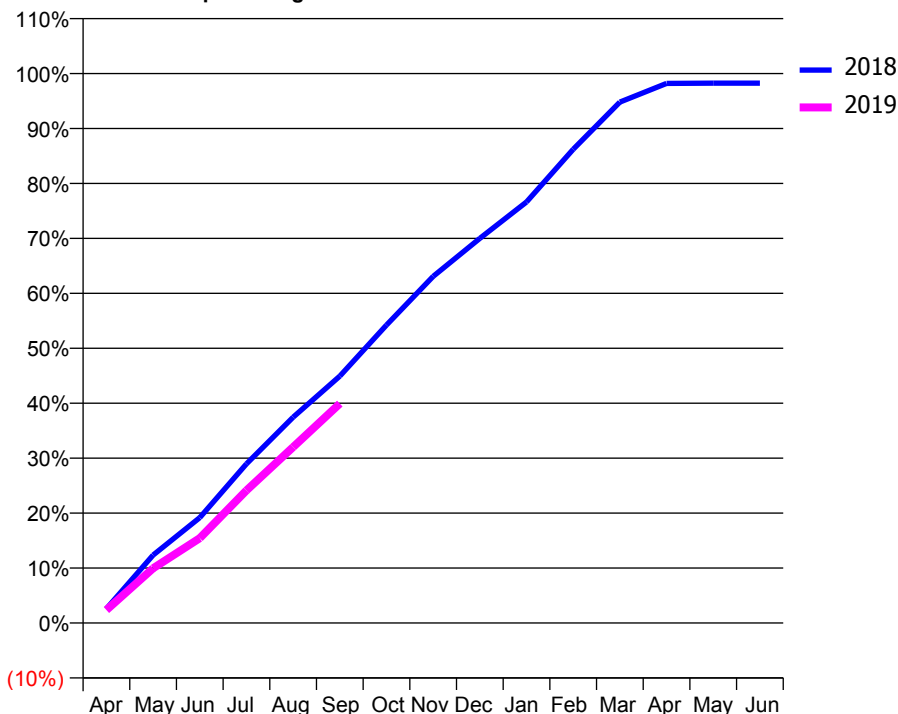
ACCESS*

Patients seen in 24 months	Total	Change since previous quarter
Quarter ending September 2017	12,734	
Quarter ending December 2017	12,576	↓
Quarter ending March 2018	12,500	→
Quarter ending June 2018	12,265	↓
Quarter ending September 2018	12,356	→
Variance since September 2017	(3.0%)	↓



ACTIVITY

Cumulative percentage of contracted UDA delivered 2018 & 2019



Adjusted Scheduled Activity (UDA)

Month	2018	2019
April	893	804
May	4,214	3,393
June	6,541	5,262
July	9,872	8,228
August	12,768	10,920
September	15,320	13,612
October	18,489	
November	21,507	
December	23,864	
January	26,125	
February	29,390	
March	32,320	
April	33,480	
May	33,492	
June	33,495	

QUALITY

	Quantity	Base Number	Contract	AT	Region	England
% of FP17s for the same patient ID Re-attending within 3 months - Children	236	2,751	8.6%	10.5%	11.5%	11.6%
% of FP17s for the same patient ID Re-attending within 3 months - Adults	686	4,248	16.1%	15.7%	16.5%	15.5%
% of FP17s for the same patient ID Re-attending between 3 & 9 months - Children	905	2,751	32.9%	44.8%	48.5%	58.8%
% of FP17s for the same patient ID Re-attending between 3 & 9 months - Adults	1,595	4,248	37.5%	37.0%	39.1%	51.1%
% of FP17s for Band 1 Urgent Courses	534	6,465	8.3%	10.9%	10.6%	9.0%
% of FP17s Relating to Free Repair or Replacements	30	6,465	0.5%	0.5%	0.5%	0.8%
% of FP17s Relating to Continuations	6	6,465	0.1%	0.7%	0.7%	0.9%
% of Patients satisfied with the dentistry they have received	0	0	N/A	90.7%	90.5%	93.3%
% of Patients satisfied with the time they had to wait for an appointment	0	0	N/A	82.5%	85.1%	88.9%

* This is based on patients treated on this contract for their most recent course of treatment. Figures in italics indicate the base number of FP17s or Patient Questionnaire responses are less than 100. N/A is shown where the base number of responses is less than 10 during the period. % is calculated as Quantity/Base number*100

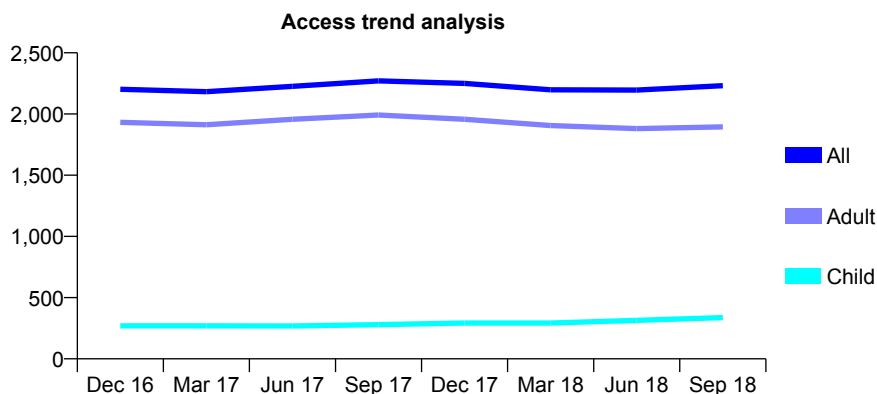
Q61 - Vital Signs At a Glance Contract Report for 105104/0001 - September 2018

Name or company name	Grays Inn Dental Surgery
Contract type name	GDS Contract
Purpose of contract	General
Contract start date	01/04/2011
Contract end date	

18/19 Contracted general activity (UDA)	6,178
Carry forward general activity (UDA)	-124
18/19 Contracted orthodontic activity (UOA)	0
Carry forward orthodontic activity (UOA)	0
Baseline contract value	£185,300.33

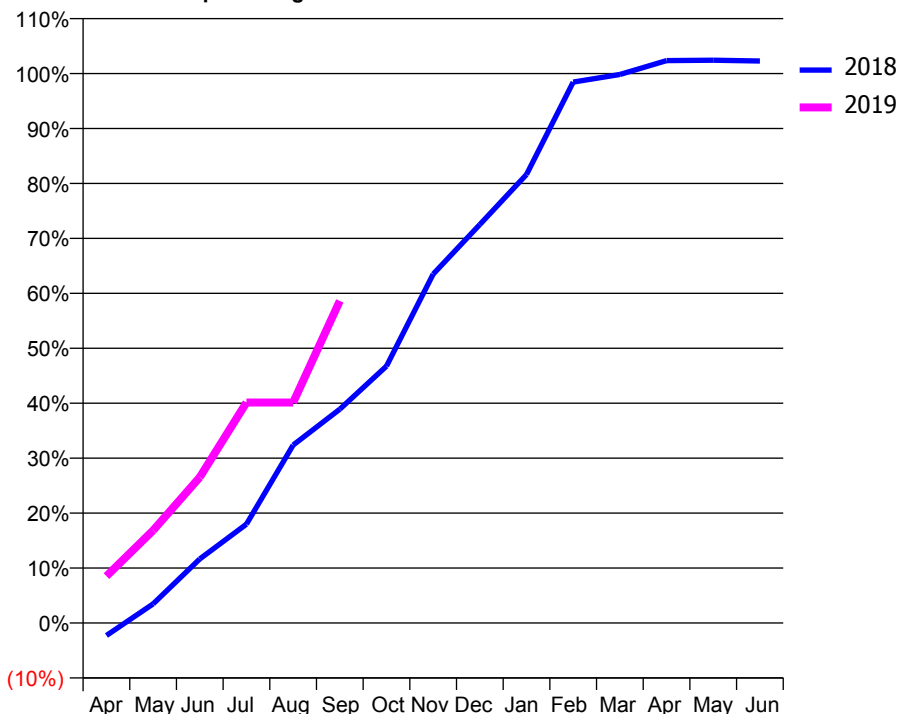
ACCESS*

Patients seen in 24 months	Total	Change since previous quarter
Quarter ending September 2017	2,271	
Quarter ending December 2017	2,250	→
Quarter ending March 2018	2,198	↓
Quarter ending June 2018	2,195	→
Quarter ending September 2018	2,232	→
Variance since September 2017	(1.7%)	↓



ACTIVITY

Cumulative percentage of contracted UDA delivered 2018 & 2019



Adjusted Scheduled Activity (UDA)

Month	2018	2019
April	-142	528
May	215	1,041
June	720	1,640
July	1,111	2,479
August	2,001	2,479
September	2,404	3,621
October	2,888	
November	3,922	
December	4,480	
January	5,042	
February	6,081	
March	6,167	
April	6,323	
May	6,327	
June	6,319	

QUALITY

	Quantity	Base Number	Contract	AT	Region	England
% of FP17s for the same patient ID Re-attending within 3 months - Children	40	233	17.2%	10.5%	11.5%	11.6%
% of FP17s for the same patient ID Re-attending within 3 months - Adults	159	964	16.5%	15.7%	16.5%	15.5%
% of FP17s for the same patient ID Re-attending between 3 & 9 months - Children	76	233	32.6%	44.8%	48.5%	58.8%
% of FP17s for the same patient ID Re-attending between 3 & 9 months - Adults	263	964	27.3%	37.0%	39.1%	51.1%
% of FP17s for Band 1 Urgent Courses	182	1,137	16.0%	10.9%	10.6%	9.0%
% of FP17s Relating to Free Repair or Replacements	0	1,137	0.0%	0.5%	0.5%	0.8%
% of FP17s Relating to Continuations	4	1,137	0.4%	0.7%	0.7%	0.9%
% of Patients satisfied with the dentistry they have received	1	1	N/A	90.7%	90.5%	93.3%
% of Patients satisfied with the time they had to wait for an appointment	1	1	N/A	82.5%	85.1%	88.9%

* This is based on patients treated on this contract for their most recent course of treatment. Figures in italics indicate the base number of FP17s or Patient Questionnaire responses are less than 100. N/A is shown where the base number of responses is less than 10 during the period. % is calculated as Quantity/Base number*100

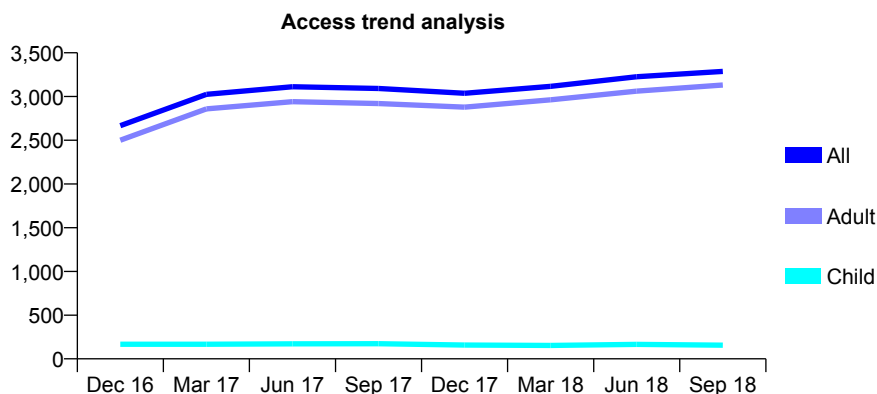
Q61 - Vital Signs At a Glance Contract Report for 105244/0001 - September 2018

Name or company name	Mr H Al-Hariri & Mrs N Al-Hariri
Contract type name	GDS Contract
Purpose of contract	General
Contract start date	01/04/2015
Contract end date	

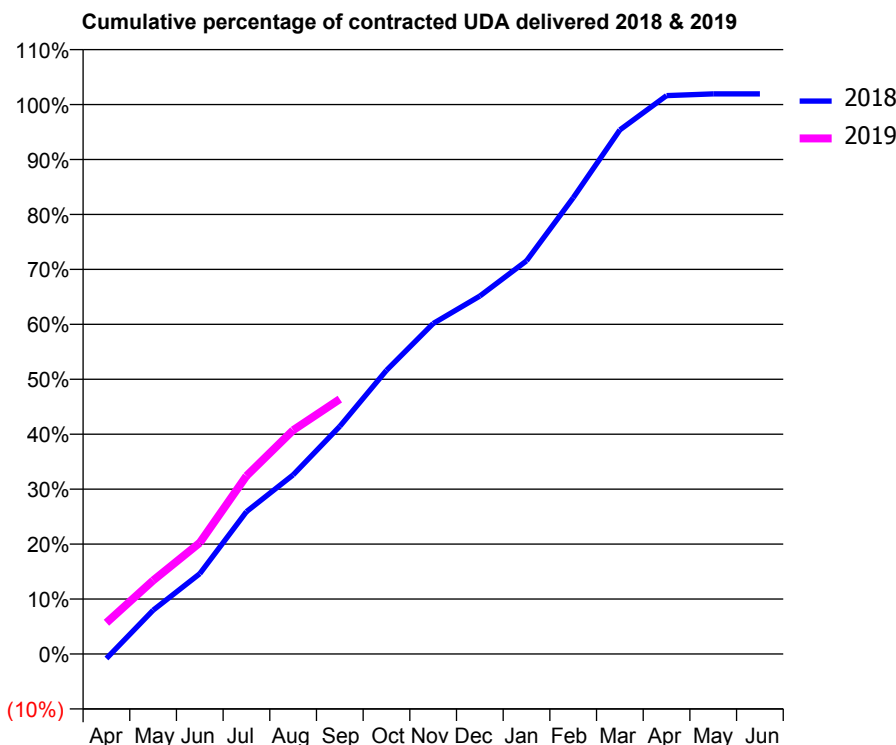
18/19 Contracted general activity (UDA)	7,000
Carry forward general activity (UDA)	-136
18/19 Contracted orthodontic activity (UOA)	0
Carry forward orthodontic activity (UOA)	0
Baseline contract value	£231,665.87

ACCESS*

Patients seen in 24 months	Total	Change since previous quarter
Quarter ending September 2017	3,092	
Quarter ending December 2017	3,037	↓
Quarter ending March 2018	3,116	↑
Quarter ending June 2018	3,226	↑
Quarter ending September 2018	3,287	→
Variance since September 2017	6.3%	↑



ACTIVITY



Month	Adjusted Scheduled Activity (UDA)	
	2018	2019
April	-59	399
May	557	937
June	1,024	1,417
July	1,813	2,269
August	2,282	2,851
September	2,900	3,247
October	3,615	
November	4,210	
December	4,560	
January	5,009	
February	5,812	
March	6,677	
April	7,113	
May	7,136	
June	7,136	

QUALITY

	Quantity	Base Number	Contract	AT	Region	England
% of FP17s for the same patient ID Re-attending within 3 months - Children	1	96	1.0%	10.5%	11.5%	11.6%
% of FP17s for the same patient ID Re-attending within 3 months - Adults	142	1,418	10.0%	15.7%	16.5%	15.5%
% of FP17s for the same patient ID Re-attending between 3 & 9 months - Children	25	96	26.0%	44.8%	48.5%	58.8%
% of FP17s for the same patient ID Re-attending between 3 & 9 months - Adults	265	1,418	18.7%	37.0%	39.1%	51.1%
% of FP17s for Band 1 Urgent Courses	220	1,344	16.4%	10.9%	10.6%	9.0%
% of FP17s Relating to Free Repair or Replacements	14	1,344	1.0%	0.5%	0.5%	0.8%
% of FP17s Relating to Continuations	1	1,344	0.1%	0.7%	0.7%	0.9%
% of Patients satisfied with the dentistry they have received	1	1	N/A	90.7%	90.5%	93.3%
% of Patients satisfied with the time they had to wait for an appointment	1	1	N/A	82.5%	85.1%	88.9%

* This is based on patients treated on this contract for their most recent course of treatment. Figures in italics indicate the base number of FP17s or Patient Questionnaire responses are less than 100. N/A is shown where the base number of responses is less than 10 during the period. % is calculated as Quantity/Base number*100

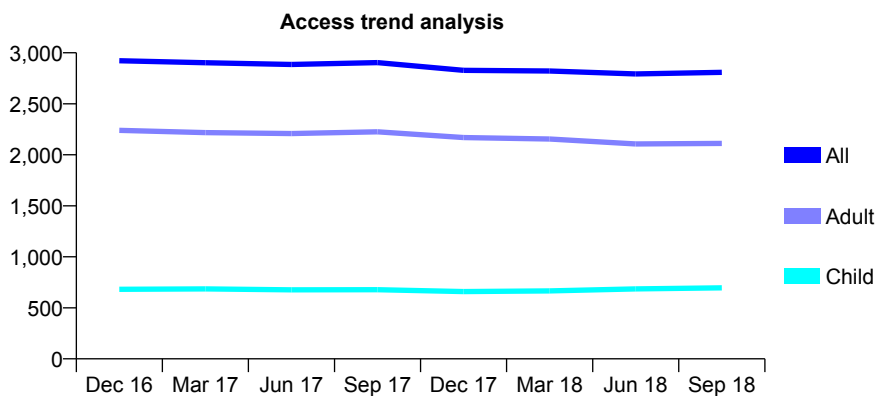
Q61 - Vital Signs At a Glance Contract Report for 105511/0001 - September 2018

Name or company name	Mr CE Ojji & Mr PE Aimiuwu
Contract type name	GDS Contract
Purpose of contract	General
Contract start date	01/04/2010
Contract end date	

18/19 Contracted general activity (UDA)	8,941
Carry forward general activity (UDA)	-46
18/19 Contracted orthodontic activity (UOA)	0
Carry forward orthodontic activity (UOA)	0
Baseline contract value	£297,863.13

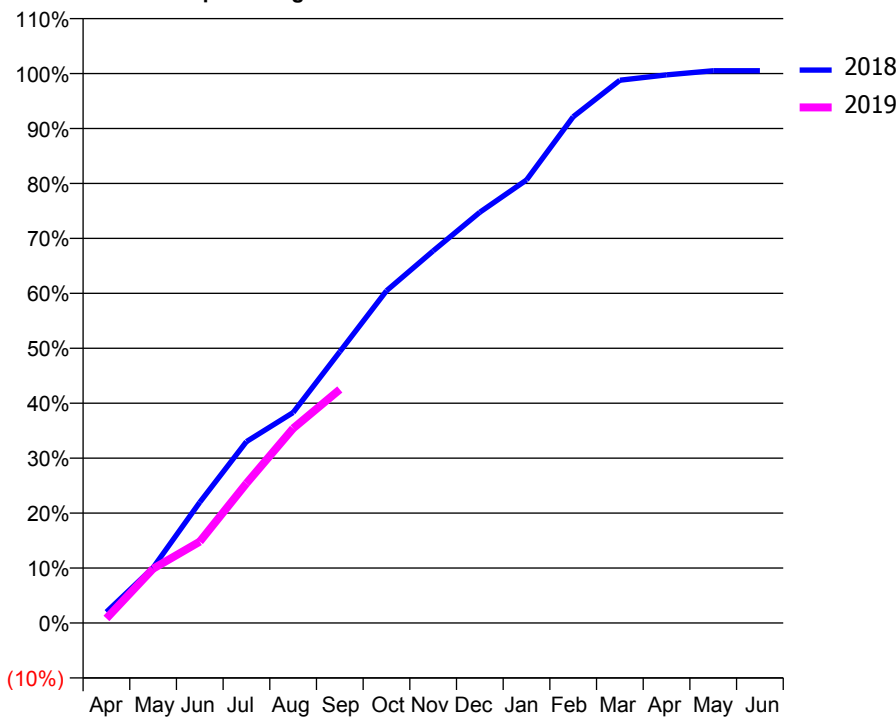
ACCESS*

Patients seen in 24 months	Total	Change since previous quarter
Quarter ending September 2017	2,904	
Quarter ending December 2017	2,828	↓
Quarter ending March 2018	2,821	→
Quarter ending June 2018	2,793	→
Quarter ending September 2018	2,808	→
Variance since September 2017	(3.3%)	↓



ACTIVITY

Cumulative percentage of contracted UDA delivered 2018 & 2019



Adjusted Scheduled Activity (UDA)

Month	2018	2019
April	179	75
May	901	884
June	1,964	1,326
July	2,952	2,272
August	3,425	3,168
September	4,415	3,801
October	5,406	
November	6,055	
December	6,683	
January	7,209	
February	8,236	
March	8,832	
April	8,919	
May	8,986	
June	8,987	

QUALITY

	Quantity	Base Number	Contract	AT	Region	England
% of FP17s for the same patient ID Re-attending within 3 months - Children	25	402	6.2%	10.5%	11.5%	11.6%
% of FP17s for the same patient ID Re-attending within 3 months - Adults	116	996	11.6%	15.7%	16.5%	15.5%
% of FP17s for the same patient ID Re-attending between 3 & 9 months - Children	136	402	33.8%	44.8%	48.5%	58.8%
% of FP17s for the same patient ID Re-attending between 3 & 9 months - Adults	317	996	31.8%	37.0%	39.1%	51.1%
% of FP17s for Band 1 Urgent Courses	117	1,352	8.7%	10.9%	10.6%	9.0%
% of FP17s Relating to Free Repair or Replacements	11	1,352	0.8%	0.5%	0.5%	0.8%
% of FP17s Relating to Continuations	33	1,352	2.4%	0.7%	0.7%	0.9%
% of Patients satisfied with the dentistry they have received	0	0	N/A	90.7%	90.5%	93.3%
% of Patients satisfied with the time they had to wait for an appointment	0	0	N/A	82.5%	85.1%	88.9%

* This is based on patients treated on this contract for their most recent course of treatment. Figures in italics indicate the base number of FP17s or Patient Questionnaire responses are less than 100. N/A is shown where the base number of responses is less than 10 during the period. % is calculated as Quantity/Base number*100

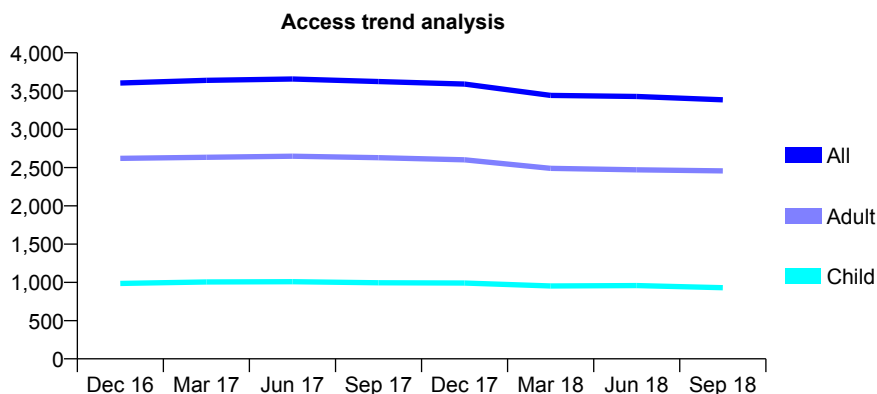
Q61 - Vital Signs At a Glance Contract Report for 105562/0001 - September 2018

Name or company name	Southend Road Dental Surgery Limited
Contract type name	GDS Contract
Purpose of contract	General
Contract start date	01/04/2008
Contract end date	

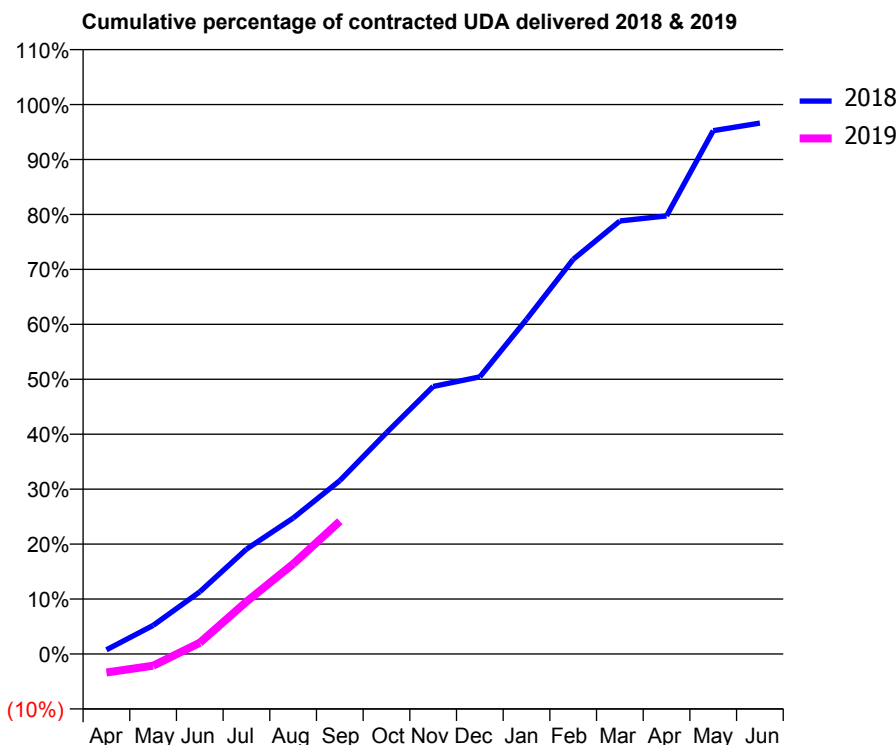
18/19 Contracted general activity (UDA)	13,304
Carry forward general activity (UDA)	451
18/19 Contracted orthodontic activity (UOA)	0
Carry forward orthodontic activity (UOA)	0
Baseline contract value	£407,984.02

ACCESS*

Patients seen in 24 months	Total	Change since previous quarter
Quarter ending September 2017	3,624	
Quarter ending December 2017	3,592	→
Quarter ending March 2018	3,443	↓
Quarter ending June 2018	3,429	→
Quarter ending September 2018	3,386	↓
Variance since September 2017	(6.6%)	↓



ACTIVITY



Month	Adjusted Scheduled Activity (UDA)	
	2018	2019
April	103	-451
May	691	-287
June	1,506	273
July	2,538	1,267
August	3,290	2,181
September	4,199	3,215
October	5,358	
November	6,479	
December	6,711	
January	8,102	
February	9,554	
March	10,483	
April	10,607	
May	12,672	
June	12,853	

QUALITY

	Quantity	Base Number	Contract	AT	Region	England
% of FP17s for the same patient ID Re-attending within 3 months - Children	38	598	6.4%	10.5%	11.5%	11.6%
% of FP17s for the same patient ID Re-attending within 3 months - Adults	175	1,241	14.1%	15.7%	16.5%	15.5%
% of FP17s for the same patient ID Re-attending between 3 & 9 months - Children	250	598	41.8%	44.8%	48.5%	58.8%
% of FP17s for the same patient ID Re-attending between 3 & 9 months - Adults	362	1,241	29.2%	37.0%	39.1%	51.1%
% of FP17s for Band 1 Urgent Courses	197	1,224	16.1%	10.9%	10.6%	9.0%
% of FP17s Relating to Free Repair or Replacements	2	1,224	0.2%	0.5%	0.5%	0.8%
% of FP17s Relating to Continuations	2	1,224	0.2%	0.7%	0.7%	0.9%
% of Patients satisfied with the dentistry they have received	0	0	N/A	90.7%	90.5%	93.3%
% of Patients satisfied with the time they had to wait for an appointment	0	0	N/A	82.5%	85.1%	88.9%

* This is based on patients treated on this contract for their most recent course of treatment. Figures in italics indicate the base number of FP17s or Patient Questionnaire responses are less than 100. N/A is shown where the base number of responses is less than 10 during the period. % is calculated as Quantity/Base number*100

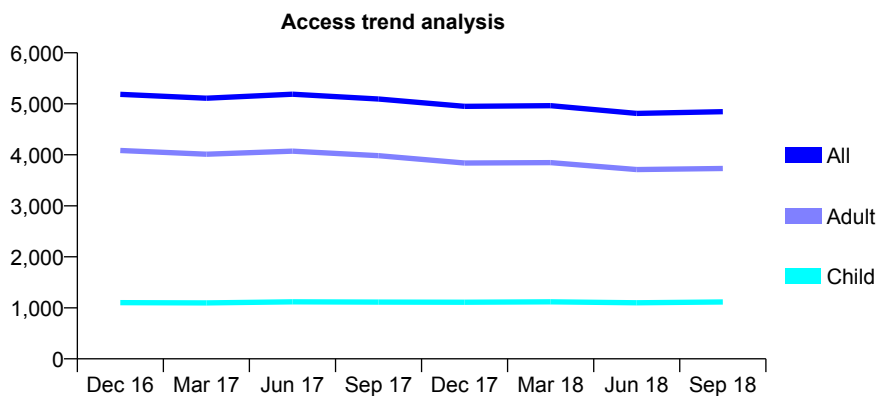
Q61 - Vital Signs At a Glance Contract Report for 105643/0001 - September 2018

Name or company name	E8 Dental Care
Contract type name	GDS Contract
Purpose of contract	General
Contract start date	01/08/2012
Contract end date	

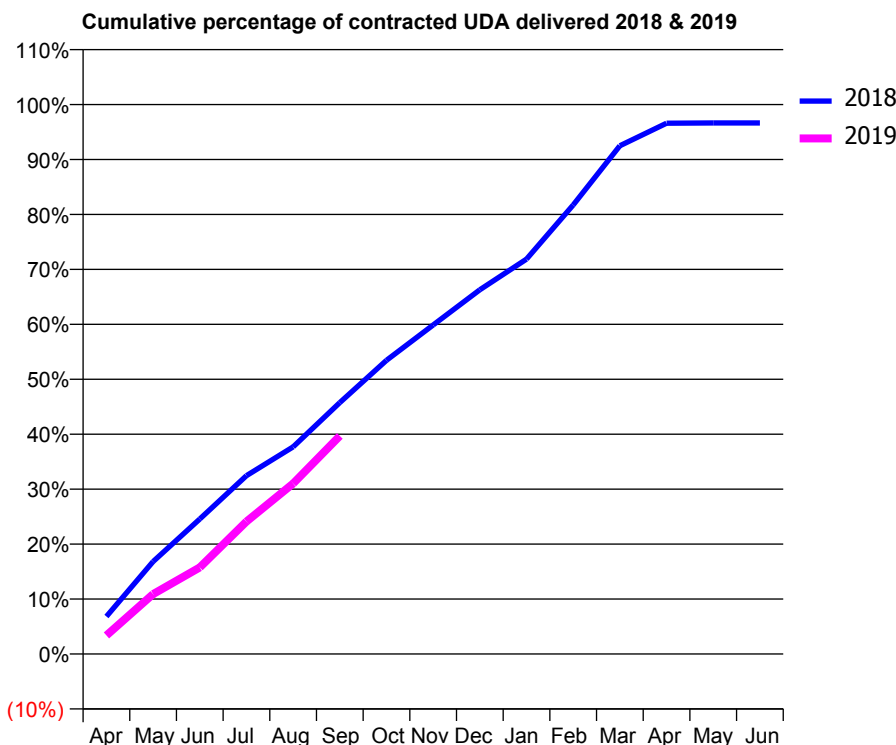
18/19 Contracted general activity (UDA)	14,337
Carry forward general activity (UDA)	0
18/19 Contracted orthodontic activity (UOA)	0
Carry forward orthodontic activity (UOA)	0
Baseline contract value	£358,548.87

ACCESS*

Patients seen in 24 months	Total	Change since previous quarter
Quarter ending September 2017	5,094	
Quarter ending December 2017	4,950	↓
Quarter ending March 2018	4,964	→
Quarter ending June 2018	4,811	↓
Quarter ending September 2018	4,846	→
Variance since September 2017	(4.9%)	↓



ACTIVITY



Month	Adjusted Scheduled Activity (UDA)	
	2018	2019
April	980	486
May	2,413	1,564
June	3,522	2,258
July	4,655	3,456
August	5,403	4,447
September	6,560	5,689
October	7,664	
November	8,585	
December	9,505	
January	10,305	
February	11,718	
March	13,261	
April	13,850	
May	13,854	
June	13,854	

QUALITY

	Quantity	Base Number	Contract	AT	Region	England
% of FP17s for the same patient ID Re-attending within 3 months - Children	46	625	7.4%	10.5%	11.5%	11.6%
% of FP17s for the same patient ID Re-attending within 3 months - Adults	318	1,883	16.9%	15.7%	16.5%	15.5%
% of FP17s for the same patient ID Re-attending between 3 & 9 months - Children	254	625	40.6%	44.8%	48.5%	58.8%
% of FP17s for the same patient ID Re-attending between 3 & 9 months - Adults	622	1,883	33.0%	37.0%	39.1%	51.1%
% of FP17s for Band 1 Urgent Courses	364	2,279	16.0%	10.9%	10.6%	9.0%
% of FP17s Relating to Free Repair or Replacements	13	2,279	0.6%	0.5%	0.5%	0.8%
% of FP17s Relating to Continuations	10	2,279	0.4%	0.7%	0.7%	0.9%
% of Patients satisfied with the dentistry they have received	2	2	N/A	90.7%	90.5%	93.3%
% of Patients satisfied with the time they had to wait for an appointment	1	2	N/A	82.5%	85.1%	88.9%

* This is based on patients treated on this contract for their most recent course of treatment. Figures in italics indicate the base number of FP17s or Patient Questionnaire responses are less than 100. N/A is shown where the base number of responses is less than 10 during the period. % is calculated as Quantity/Base number*100

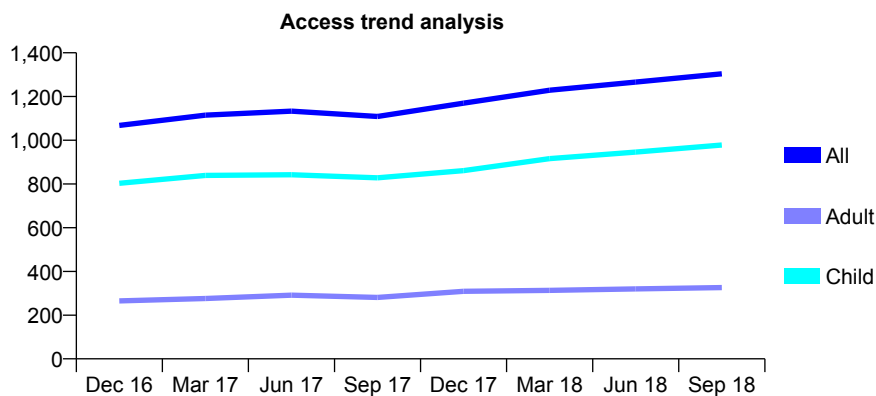
Q61 - Vital Signs At a Glance Contract Report for 105910/0001 - September 2018

Name or company name	Cavendish House Dental Surgery
Contract type name	GDS Contract
Purpose of contract	General
Contract start date	01/08/2007
Contract end date	

18/19 Contracted general activity (UDA)	3,096
Carry forward general activity (UDA)	0
18/19 Contracted orthodontic activity (UOA)	0
Carry forward orthodontic activity (UOA)	0
Baseline contract value	£67,416.25

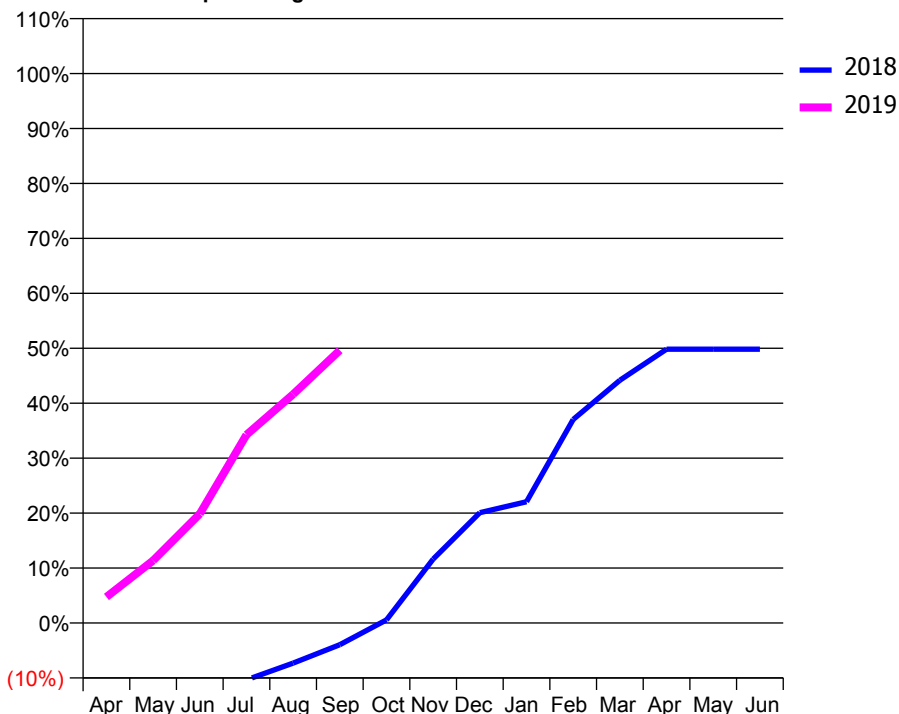
ACCESS*

Patients seen in 24 months	Total	Change since previous quarter
Quarter ending September 2017	1,109	
Quarter ending December 2017	1,170	↑
Quarter ending March 2018	1,229	↑
Quarter ending June 2018	1,266	↑
Quarter ending September 2018	1,304	↑
Variance since September 2017	17.6%	↑



ACTIVITY

Cumulative percentage of contracted UDA delivered 2018 & 2019



Adjusted Scheduled Activity (UDA)

Month	2018	2019
April	-810	147
May	-553	352
June	-408	615
July	-321	1,061
August	-227	1,289
September	-123	1,537
October	18	
November	360	
December	622	
January	683	
February	1,147	
March	1,367	
April	1,543	
May	1,543	
June	1,543	

QUALITY

	Quantity	Base Number	Contract	AT	Region	England
% of FP17s for the same patient ID Re-attending within 3 months - Children	49	686	7.1%	10.5%	11.5%	11.6%
% of FP17s for the same patient ID Re-attending within 3 months - Adults	40	193	20.7%	15.7%	16.5%	15.5%
% of FP17s for the same patient ID Re-attending between 3 & 9 months - Children	319	686	46.5%	44.8%	48.5%	58.8%
% of FP17s for the same patient ID Re-attending between 3 & 9 months - Adults	70	193	36.3%	37.0%	39.1%	51.1%
% of FP17s for Band 1 Urgent Courses	15	793	1.9%	10.9%	10.6%	9.0%
% of FP17s Relating to Free Repair or Replacements	0	793	0.0%	0.5%	0.5%	0.8%
% of FP17s Relating to Continuations	0	793	0.0%	0.7%	0.7%	0.9%
% of Patients satisfied with the dentistry they have received	0	0	N/A	90.7%	90.5%	93.3%
% of Patients satisfied with the time they had to wait for an appointment	0	0	N/A	82.5%	85.1%	88.9%

* This is based on patients treated on this contract for their most recent course of treatment. Figures in italics indicate the base number of FP17s or Patient Questionnaire responses are less than 100. N/A is shown where the base number of responses is less than 10 during the period. % is calculated as Quantity/Base number*100

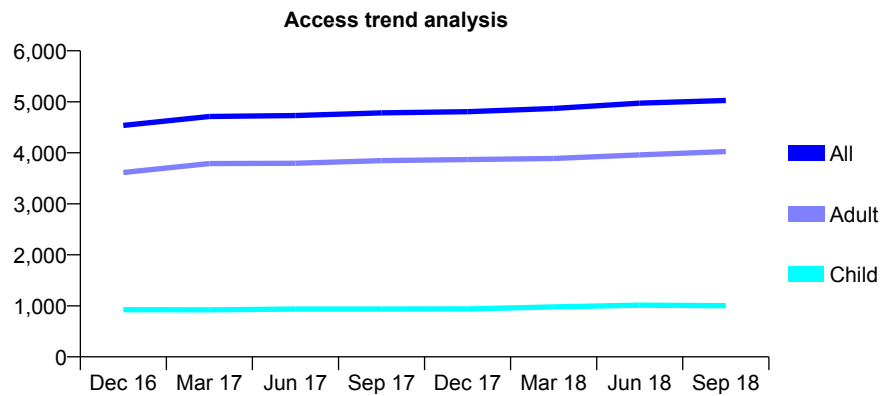
Q61 - Vital Signs At a Glance Contract Report for 106143/0001 - September 2018

Name or company name	M & D Healthcare LTD
Contract type name	GDS Contract
Purpose of contract	General
Contract start date	01/04/2010
Contract end date	

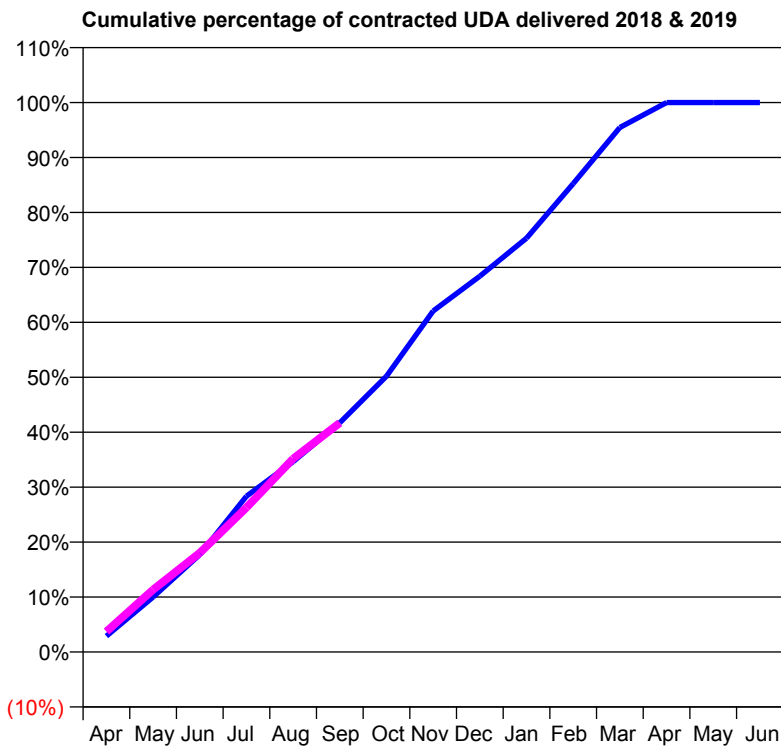
18/19 Contracted general activity (UDA)	11,000
Carry forward general activity (UDA)	2
18/19 Contracted orthodontic activity (UOA)	0
Carry forward orthodontic activity (UOA)	0
Baseline contract value	£439,378.35

ACCESS*

Patients seen in 24 months	Total	Change since previous quarter
Quarter ending September 2017	4,782	
Quarter ending December 2017	4,807	→
Quarter ending March 2018	4,870	→
Quarter ending June 2018	4,973	↑
Quarter ending September 2018	5,026	→
Variance since September 2017	5.1%	↑



ACTIVITY



Month	Adjusted Scheduled Activity (UDA)	
	2018	2019
April	319	409
May	1,101	1,248
June	1,951	1,984
July	3,119	2,893
August	3,811	3,870
September	4,590	4,587
October	5,522	
November	6,827	
December	7,524	
January	8,286	
February	9,376	
March	10,500	
April	10,999	
May	10,998	
June	10,998	

QUALITY

	Quantity	Base Number	Contract	AT	Region	England
% of FP17s for the same patient ID Re-attending within 3 months - Children	66	605	10.9%	10.5%	11.5%	11.6%
% of FP17s for the same patient ID Re-attending within 3 months - Adults	242	1,877	12.9%	15.7%	16.5%	15.5%
% of FP17s for the same patient ID Re-attending between 3 & 9 months - Children	241	605	39.8%	44.8%	48.5%	58.8%
% of FP17s for the same patient ID Re-attending between 3 & 9 months - Adults	504	1,877	26.9%	37.0%	39.1%	51.1%
% of FP17s for Band 1 Urgent Courses	375	1,905	19.7%	10.9%	10.6%	9.0%
% of FP17s Relating to Free Repair or Replacements	7	1,905	0.4%	0.5%	0.5%	0.8%
% of FP17s Relating to Continuations	3	1,905	0.2%	0.7%	0.7%	0.9%
% of Patients satisfied with the dentistry they have received	0	0	N/A	90.7%	90.5%	93.3%
% of Patients satisfied with the time they had to wait for an appointment	0	0	N/A	82.5%	85.1%	88.9%

* This is based on patients treated on this contract for their most recent course of treatment. Figures in italics indicate the base number of FP17s or Patient Questionnaire responses are less than 100. N/A is shown where the base number of responses is less than 10 during the period. % is calculated as Quantity/Base number*100

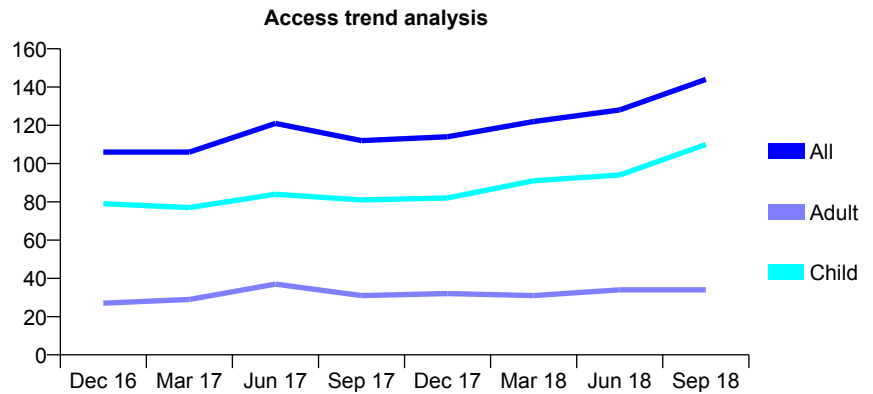
Q61 - Vital Signs At a Glance Contract Report for 107042/0002 - September 2018

Name or company name	Sudhir Thakerar & Partners
Contract type name	GDS Contract
Purpose of contract	General
Contract start date	01/08/2014
Contract end date	

18/19 Contracted general activity (UDA)	245
Carry forward general activity (UDA)	1
18/19 Contracted orthodontic activity (UOA)	0
Carry forward orthodontic activity (UOA)	0
Baseline contract value	£7,974.69

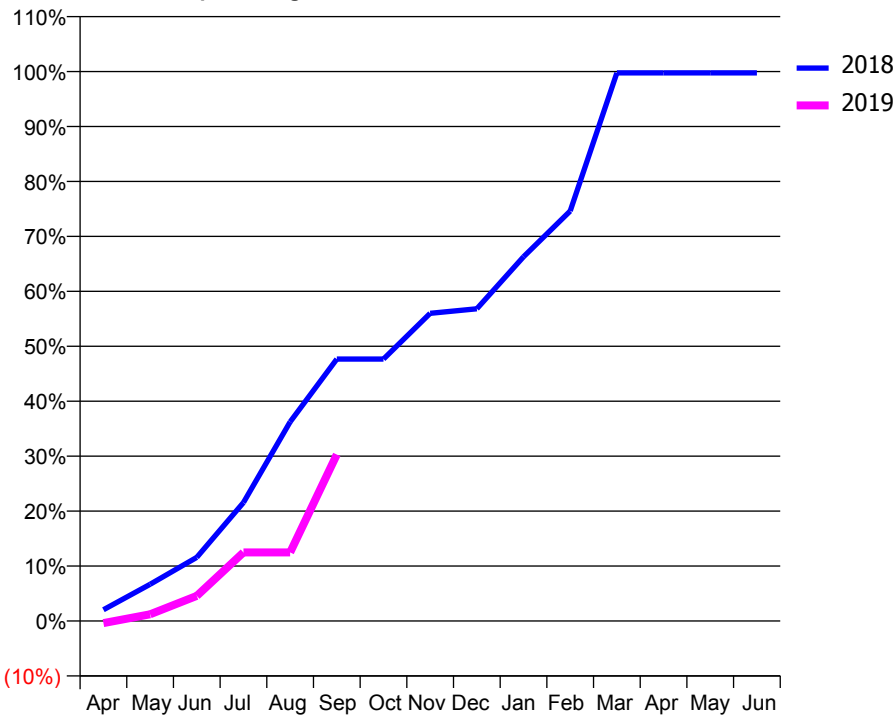
ACCESS*

Patients seen in 24 months	Total	Change since previous quarter
Quarter ending September 2017	112	
Quarter ending December 2017	114	→
Quarter ending March 2018	122	↑
Quarter ending June 2018	128	↑
Quarter ending September 2018	144	↑
Variance since September 2017	28.6%	↑



ACTIVITY

Cumulative percentage of contracted UDA delivered 2018 & 2019



Month	Adjusted Scheduled Activity (UDA)	
	2018	2019
April	5	-1
May	16	3
June	28	11
July	53	31
August	89	31
September	117	74
October	117	
November	137	
December	139	
January	162	
February	183	
March	244	
April	244	
May	244	
June	244	

QUALITY

	Quantity	Base Number	Contract	AT	Region	England
% of FP17s for the same patient ID Re-attending within 3 months - Children	3	44	6.8%	10.5%	11.5%	11.6%
% of FP17s for the same patient ID Re-attending within 3 months - Adults	1	9	11.1%	15.7%	16.5%	15.5%
% of FP17s for the same patient ID Re-attending between 3 & 9 months - Children	10	44	22.7%	44.8%	48.5%	58.8%
% of FP17s for the same patient ID Re-attending between 3 & 9 months - Adults	2	9	22.2%	37.0%	39.1%	51.1%
% of FP17s for Band 1 Urgent Courses	6	53	11.3%	10.9%	10.6%	9.0%
% of FP17s Relating to Free Repair or Replacements	0	53	0.0%	0.5%	0.5%	0.8%
% of FP17s Relating to Continuations	0	53	0.0%	0.7%	0.7%	0.9%
% of Patients satisfied with the dentistry they have received	0	0	N/A	90.7%	90.5%	93.3%
% of Patients satisfied with the time they had to wait for an appointment	0	0	N/A	82.5%	85.1%	88.9%

* This is based on patients treated on this contract for their most recent course of treatment. Figures in italics indicate the base number of FP17s or Patient Questionnaire responses are less than 100. N/A is shown where the base number of responses is less than 10 during the period. % is calculated as Quantity/Base number*100

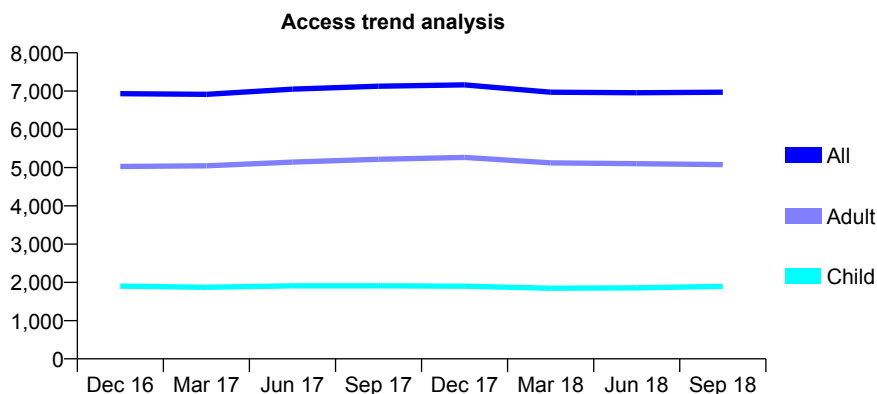
Q61 - Vital Signs At a Glance Contract Report for 109665/0001 - September 2018

Name or company name	Woodford Dental Care
Contract type name	Pilot Contract
Purpose of contract	General and Orthodontic
Contract start date	01/11/2006
Contract end date	

18/19 Contracted general activity (UDA)	15,510
Carry forward general activity (UDA)	0
18/19 Contracted orthodontic activity (UOA)	215
Carry forward orthodontic activity (UOA)	0
Baseline contract value	£536,795.70

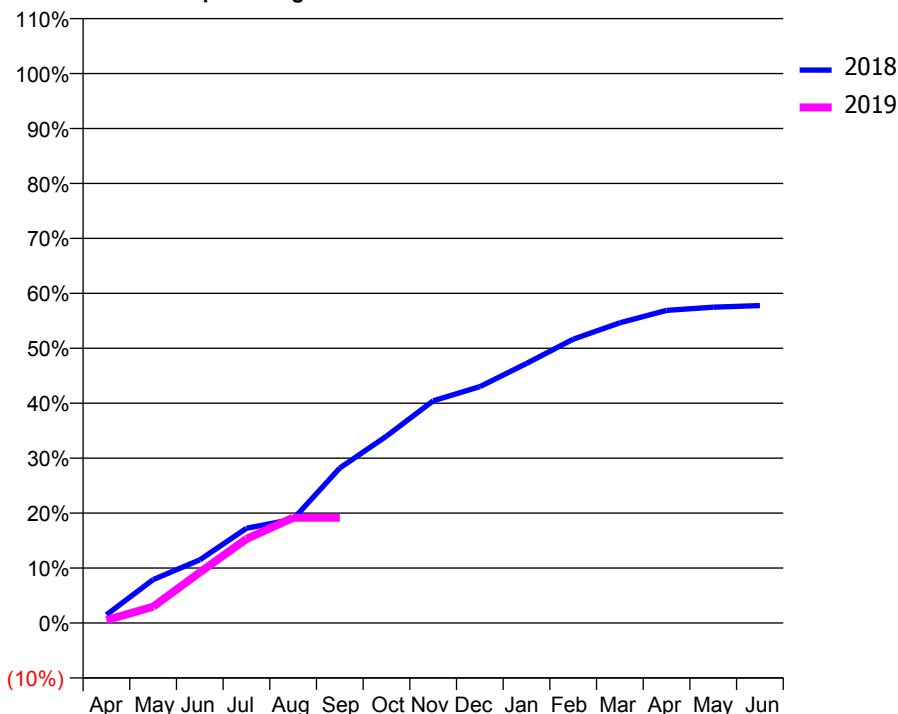
ACCESS*

Patients seen in 24 months	Total	Change since previous quarter
Quarter ending September 2017	7,126	
Quarter ending December 2017	7,163	→
Quarter ending March 2018	6,970	↓
Quarter ending June 2018	6,957	→
Quarter ending September 2018	6,970	→
Variance since September 2017	(2.2%)	↓



ACTIVITY

Cumulative percentage of contracted UDA delivered 2018 & 2019



Month	Adjusted Scheduled Activity (UDA)	
	2018	2019
April	230	82
May	1,225	461
June	1,784	1,428
July	2,674	2,372
August	2,931	2,973
September	4,376	2,973
October	5,273	
November	6,274	
December	6,672	
January	7,327	
February	8,013	
March	8,473	
April	8,823	
May	8,916	
June	8,960	

QUALITY

	Quantity	Base Number	Contract	AT	Region	England
% of FP17s for the same patient ID Re-attending within 3 months - Children	76	974	7.8%	10.5%	11.5%	11.6%
% of FP17s for the same patient ID Re-attending within 3 months - Adults	237	1,963	12.1%	15.7%	16.5%	15.5%
% of FP17s for the same patient ID Re-attending between 3 & 9 months - Children	345	974	35.4%	44.8%	48.5%	58.8%
% of FP17s for the same patient ID Re-attending between 3 & 9 months - Adults	398	1,963	20.3%	37.0%	39.1%	51.1%
% of FP17s for Band 1 Urgent Courses	229	2,081	11.0%	10.9%	10.6%	9.0%
% of FP17s Relating to Free Repair or Replacements	3	2,081	0.1%	0.5%	0.5%	0.8%
% of FP17s Relating to Continuations	1	2,081	0.0%	0.7%	0.7%	0.9%
% of Patients satisfied with the dentistry they have received	0	0	N/A	90.7%	90.5%	93.3%
% of Patients satisfied with the time they had to wait for an appointment	0	0	N/A	82.5%	85.1%	88.9%

* This is based on patients treated on this contract for their most recent course of treatment. Figures in italics indicate the base number of FP17s or Patient Questionnaire responses are less than 100. N/A is shown where the base number of responses is less than 10 during the period. % is calculated as Quantity/Base number*100

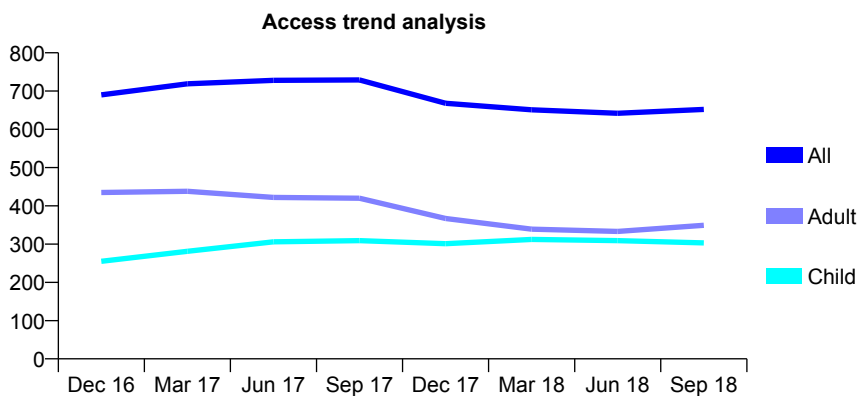
Q61 - Vital Signs At a Glance Contract Report for 109959/0001 - September 2018

Name or company name	Adarsh Thanki
Contract type name	GDS Contract
Purpose of contract	General
Contract start date	01/01/2012
Contract end date	

18/19 Contracted general activity (UDA)	1,272
Carry forward general activity (UDA)	-9
18/19 Contracted orthodontic activity (UOA)	0
Carry forward orthodontic activity (UOA)	0
Baseline contract value	£35,785.27

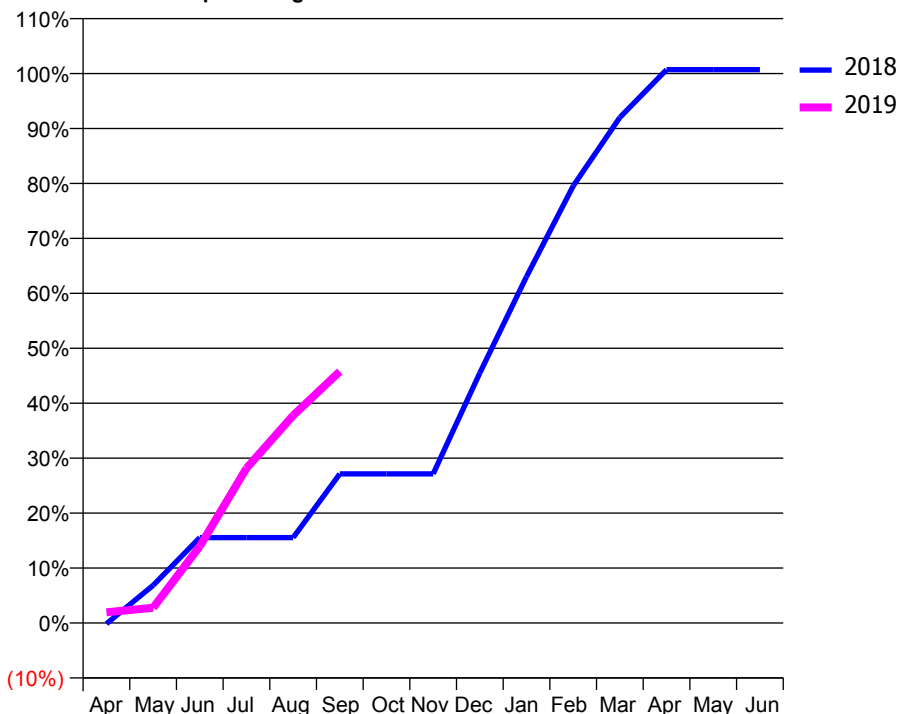
ACCESS*

Patients seen in 24 months	Total	Change since previous quarter
Quarter ending September 2017	729	
Quarter ending December 2017	668	↓
Quarter ending March 2018	651	↓
Quarter ending June 2018	642	↓
Quarter ending September 2018	652	→
Variance since September 2017	(10.6%)	↓



ACTIVITY

Cumulative percentage of contracted UDA delivered 2018 & 2019



Adjusted Scheduled Activity (UDA)

Month	2018	2019
April	-2	25
May	87	35
June	198	178
July	198	358
August	198	480
September	345	582
October	345	
November	345	
December	579	
January	802	
February	1,012	
March	1,170	
April	1,281	
May	1,281	
June	1,281	

QUALITY

	Quantity	Base Number	Contract	AT	Region	England
% of FP17s for the same patient ID Re-attending within 3 months - Children	20	184	10.9%	10.5%	11.5%	11.6%
% of FP17s for the same patient ID Re-attending within 3 months - Adults	20	173	11.6%	15.7%	16.5%	15.5%
% of FP17s for the same patient ID Re-attending between 3 & 9 months - Children	82	184	44.6%	44.8%	48.5%	58.8%
% of FP17s for the same patient ID Re-attending between 3 & 9 months - Adults	54	173	31.2%	37.0%	39.1%	51.1%
% of FP17s for Band 1 Urgent Courses	27	319	8.5%	10.9%	10.6%	9.0%
% of FP17s Relating to Free Repair or Replacements	0	319	0.0%	0.5%	0.5%	0.8%
% of FP17s Relating to Continuations	0	319	0.0%	0.7%	0.7%	0.9%
% of Patients satisfied with the dentistry they have received	0	0	N/A	90.7%	90.5%	93.3%
% of Patients satisfied with the time they had to wait for an appointment	0	0	N/A	82.5%	85.1%	88.9%

* This is based on patients treated on this contract for their most recent course of treatment. Figures in italics indicate the base number of FP17s or Patient Questionnaire responses are less than 100. N/A is shown where the base number of responses is less than 10 during the period. % is calculated as Quantity/Base number*100

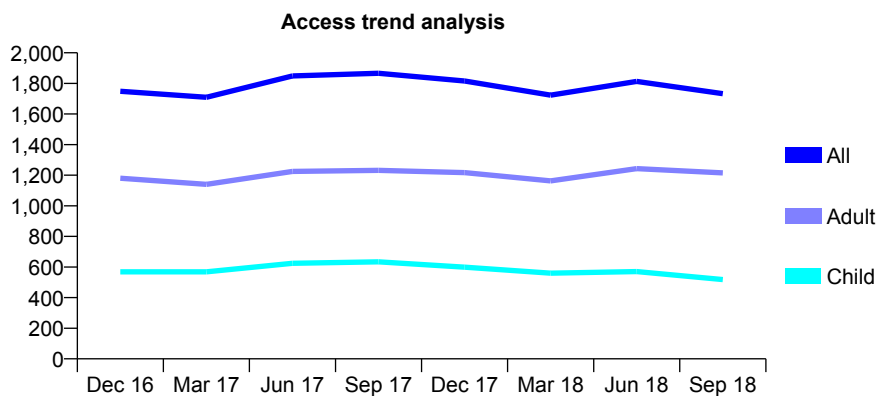
Q61 - Vital Signs At a Glance Contract Report for 110043/0001 - September 2018

Name or company name	Care Dental Practice
Contract type name	GDS Contract
Purpose of contract	General
Contract start date	01/10/2007
Contract end date	

18/19 Contracted general activity (UDA)	5,915
Carry forward general activity (UDA)	0
18/19 Contracted orthodontic activity (UOA)	0
Carry forward orthodontic activity (UOA)	0
Baseline contract value	£188,204.46

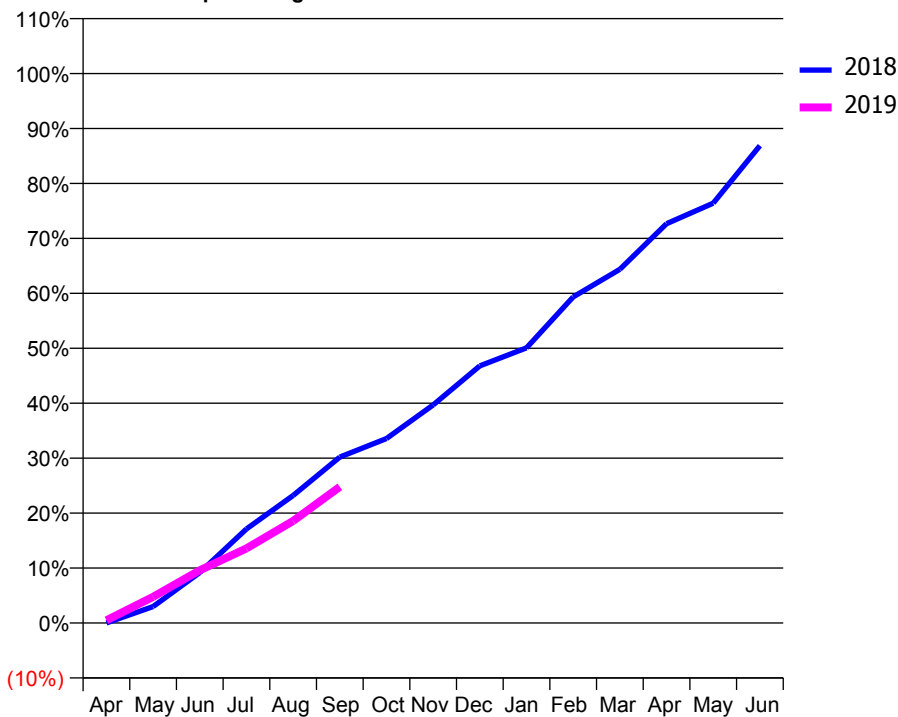
ACCESS*

Patients seen in 24 months	Total	Change since previous quarter
Quarter ending September 2017	1,866	
Quarter ending December 2017	1,816	↓
Quarter ending March 2018	1,723	↓
Quarter ending June 2018	1,813	↑
Quarter ending September 2018	1,733	↓
Variance since September 2017	(7.1%)	↓



ACTIVITY

Cumulative percentage of contracted UDA delivered 2018 & 2019



Month	Adjusted Scheduled Activity (UDA)	
	2018	2019
April	0	30
May	177	282
June	544	567
July	1,013	803
August	1,374	1,099
September	1,787	1,466
October	1,986	
November	2,348	
December	2,768	
January	2,962	
February	3,511	
March	3,807	
April	4,298	
May	4,520	
June	5,138	

QUALITY

	Quantity	Base Number	Contract	AT	Region	England
% of FP17s for the same patient ID Re-attending within 3 months - Children	22	255	8.6%	10.5%	11.5%	11.6%
% of FP17s for the same patient ID Re-attending within 3 months - Adults	137	695	19.7%	15.7%	16.5%	15.5%
% of FP17s for the same patient ID Re-attending between 3 & 9 months - Children	56	255	22.0%	44.8%	48.5%	58.8%
% of FP17s for the same patient ID Re-attending between 3 & 9 months - Adults	147	695	21.2%	37.0%	39.1%	51.1%
% of FP17s for Band 1 Urgent Courses	125	550	22.7%	10.9%	10.6%	9.0%
% of FP17s Relating to Free Repair or Replacements	4	550	0.7%	0.5%	0.5%	0.8%
% of FP17s Relating to Continuations	7	550	1.3%	0.7%	0.7%	0.9%
% of Patients satisfied with the dentistry they have received	0	1	N/A	90.7%	90.5%	93.3%
% of Patients satisfied with the time they had to wait for an appointment	0	1	N/A	82.5%	85.1%	88.9%

* This is based on patients treated on this contract for their most recent course of treatment. Figures in italics indicate the base number of FP17s or Patient Questionnaire responses are less than 100. N/A is shown where the base number of responses is less than 10 during the period. % is calculated as Quantity/Base number*100

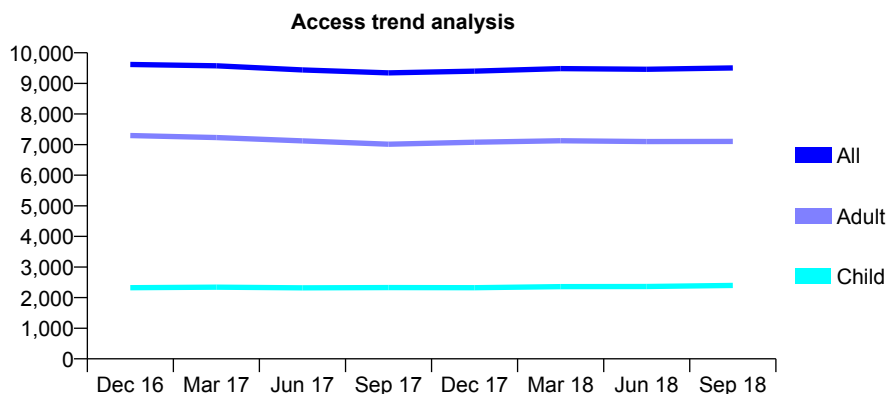
Q61 - Vital Signs At a Glance Contract Report for 110167/0001 - September 2018

Name or company name	Mr K Esmail and M K Velji
Contract type name	GDS Contract
Purpose of contract	General
Contract start date	01/05/2013
Contract end date	

18/19 Contracted general activity (UDA)	26,714
Carry forward general activity (UDA)	-119
18/19 Contracted orthodontic activity (UOA)	0
Carry forward orthodontic activity (UOA)	0
Baseline contract value	£716,003.18

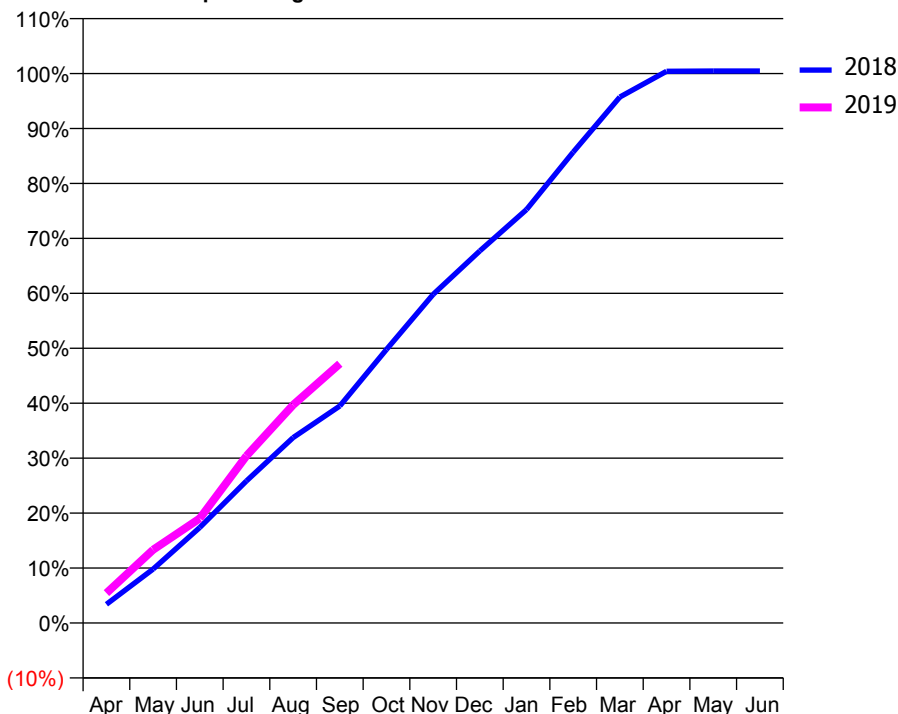
ACCESS*

Patients seen in 24 months	Total	Change since previous quarter
Quarter ending September 2017	9,344	
Quarter ending December 2017	9,403	→
Quarter ending March 2018	9,483	→
Quarter ending June 2018	9,461	→
Quarter ending September 2018	9,505	→
Variance since September 2017	1.7%	→



ACTIVITY

Cumulative percentage of contracted UDA delivered 2018 & 2019



Adjusted Scheduled Activity (UDA)

Month	2018	2019
April	913	1,454
May	2,625	3,565
June	4,642	5,083
July	6,910	8,123
August	9,011	10,605
September	10,553	12,604
October	13,300	
November	15,978	
December	18,088	
January	20,099	
February	22,896	
March	25,568	
April	26,819	
May	26,833	
June	26,833	

QUALITY

	Quantity	Base Number	Contract	AT	Region	England
% of FP17s for the same patient ID Re-attending within 3 months - Children	99	1,548	6.4%	10.5%	11.5%	11.6%
% of FP17s for the same patient ID Re-attending within 3 months - Adults	590	4,067	14.5%	15.7%	16.5%	15.5%
% of FP17s for the same patient ID Re-attending between 3 & 9 months - Children	699	1,548	45.2%	44.8%	48.5%	58.8%
% of FP17s for the same patient ID Re-attending between 3 & 9 months - Adults	1,632	4,067	40.1%	37.0%	39.1%	51.1%
% of FP17s for Band 1 Urgent Courses	596	5,159	11.6%	10.9%	10.6%	9.0%
% of FP17s Relating to Free Repair or Replacements	23	5,159	0.4%	0.5%	0.5%	0.8%
% of FP17s Relating to Continuations	62	5,159	1.2%	0.7%	0.7%	0.9%
% of Patients satisfied with the dentistry they have received	7	7	N/A	90.7%	90.5%	93.3%
% of Patients satisfied with the time they had to wait for an appointment	7	7	N/A	82.5%	85.1%	88.9%

* This is based on patients treated on this contract for their most recent course of treatment. Figures in italics indicate the base number of FP17s or Patient Questionnaire responses are less than 100. N/A is shown where the base number of responses is less than 10 during the period. % is calculated as Quantity/Base number*100

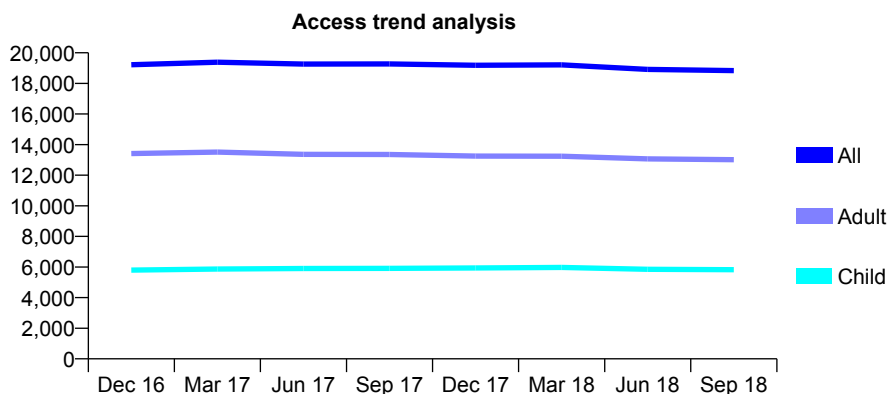
Q61 - Vital Signs At a Glance Contract Report for 110167/0002 - September 2018

Name or company name	Mr K Esmail and M K Velji
Contract type name	GDS Contract
Purpose of contract	General
Contract start date	01/05/2013
Contract end date	

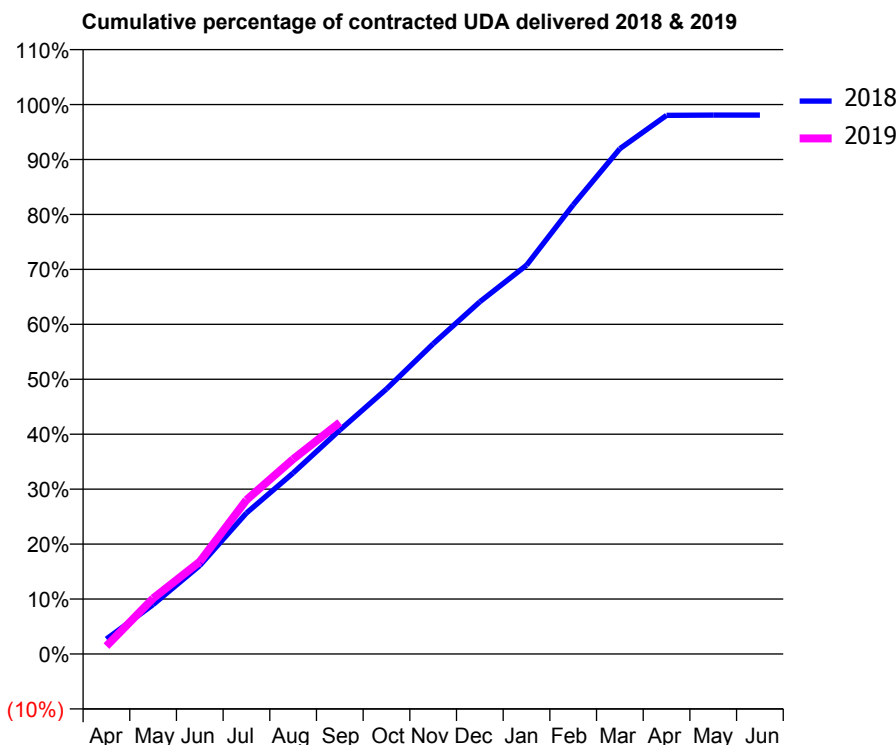
18/19 Contracted general activity (UDA)	53,705
Carry forward general activity (UDA)	1,039
18/19 Contracted orthodontic activity (UOA)	0
Carry forward orthodontic activity (UOA)	0
Baseline contract value	£1,466,017.77

ACCESS*

Patients seen in 24 months	Total	Change since previous quarter
Quarter ending September 2017	19,270	
Quarter ending December 2017	19,187	→
Quarter ending March 2018	19,209	→
Quarter ending June 2018	18,914	↓
Quarter ending September 2018	18,836	→
Variance since September 2017	(2.3%)	↓



ACTIVITY



Month	Adjusted Scheduled Activity (UDA)	
	2018	2019
April	1,468	778
May	4,834	5,444
June	8,651	9,026
July	13,778	15,059
August	17,688	19,051
September	21,893	22,627
October	25,901	
November	30,314	
December	34,429	
January	37,991	
February	43,904	
March	49,390	
April	52,647	
May	52,669	
June	52,666	

QUALITY

	Quantity	Base Number	Contract	AT	Region	England
% of FP17s for the same patient ID Re-attending within 3 months - Children	251	2,929	8.6%	10.5%	11.5%	11.6%
% of FP17s for the same patient ID Re-attending within 3 months - Adults	1,044	6,512	16.0%	15.7%	16.5%	15.5%
% of FP17s for the same patient ID Re-attending between 3 & 9 months - Children	949	2,929	32.4%	44.8%	48.5%	58.8%
% of FP17s for the same patient ID Re-attending between 3 & 9 months - Adults	1,842	6,512	28.3%	37.0%	39.1%	51.1%
% of FP17s for Band 1 Urgent Courses	1,513	8,602	17.6%	10.9%	10.6%	9.0%
% of FP17s Relating to Free Repair or Replacements	33	8,602	0.4%	0.5%	0.5%	0.8%
% of FP17s Relating to Continuations	45	8,602	0.5%	0.7%	0.7%	0.9%
% of Patients satisfied with the dentistry they have received	7	7	N/A	90.7%	90.5%	93.3%
% of Patients satisfied with the time they had to wait for an appointment	7	7	N/A	82.5%	85.1%	88.9%

* This is based on patients treated on this contract for their most recent course of treatment. Figures in italics indicate the base number of FP17s or Patient Questionnaire responses are less than 100. N/A is shown where the base number of responses is less than 10 during the period. % is calculated as Quantity/Base number*100

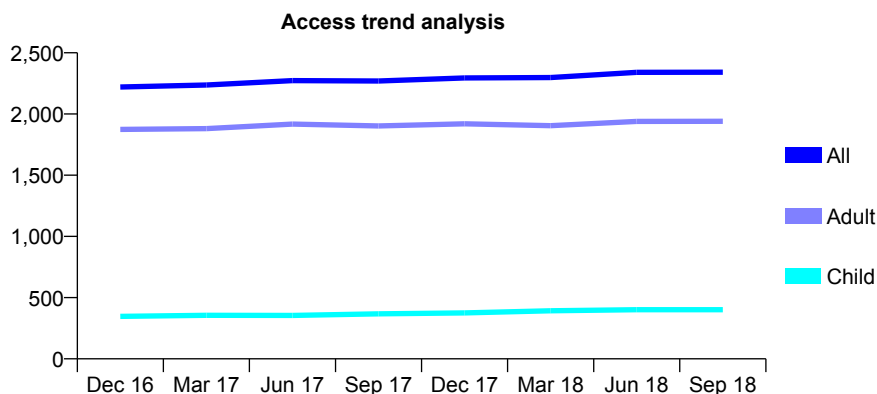
Q61 - Vital Signs At a Glance Contract Report for 110175/0001 - September 2018

Name or company name	Dr N Radia and Dr K Rughani
Contract type name	GDS Contract
Purpose of contract	General
Contract start date	03/12/2012
Contract end date	

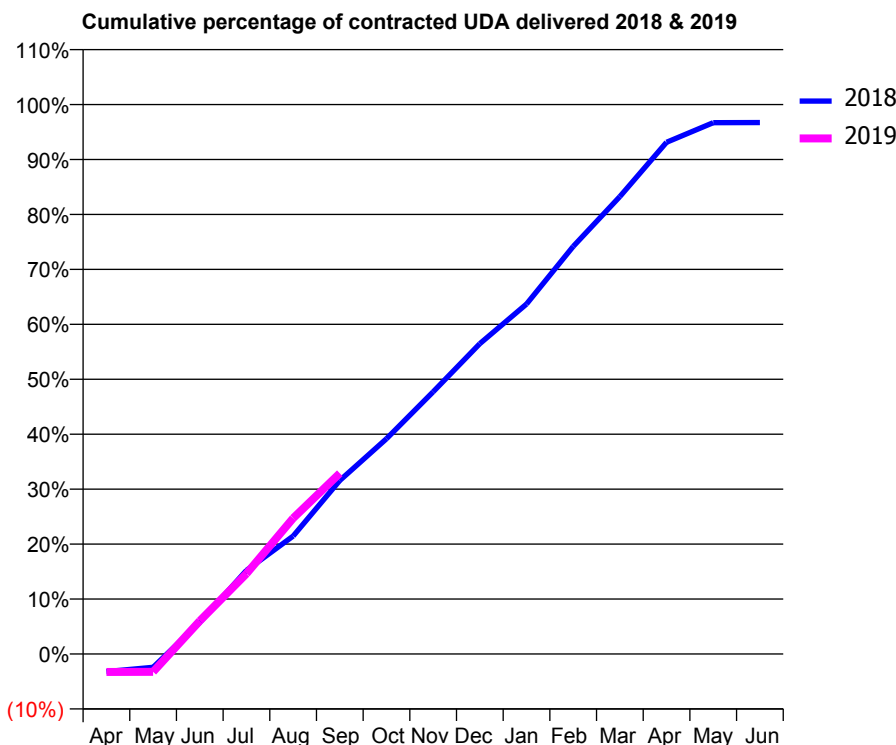
18/19 Contracted general activity (UDA)	6,929
Carry forward general activity (UDA)	227
18/19 Contracted orthodontic activity (UOA)	0
Carry forward orthodontic activity (UOA)	0
Baseline contract value	£190,336.71

ACCESS*

Patients seen in 24 months	Total	Change since previous quarter
Quarter ending September 2017	2,270	
Quarter ending December 2017	2,295	→
Quarter ending March 2018	2,298	→
Quarter ending June 2018	2,340	→
Quarter ending September 2018	2,342	→
Variance since September 2017	3.2%	↑



ACTIVITY



Month	Adjusted Scheduled Activity (UDA)	
	2018	2019
April	-223	-227
May	-169	-226
June	400	418
July	1,055	1,013
August	1,487	1,713
September	2,189	2,278
October	2,715	
November	3,307	
December	3,914	
January	4,412	
February	5,140	
March	5,769	
April	6,452	
May	6,700	
June	6,702	

QUALITY

	Quantity	Base Number	Contract	AT	Region	England
% of FP17s for the same patient ID Re-attending within 3 months - Children	36	385	9.4%	10.5%	11.5%	11.6%
% of FP17s for the same patient ID Re-attending within 3 months - Adults	159	1,576	10.1%	15.7%	16.5%	15.5%
% of FP17s for the same patient ID Re-attending between 3 & 9 months - Children	266	385	69.1%	44.8%	48.5%	58.8%
% of FP17s for the same patient ID Re-attending between 3 & 9 months - Adults	1,130	1,576	71.7%	37.0%	39.1%	51.1%
% of FP17s for Band 1 Urgent Courses	87	1,511	5.8%	10.9%	10.6%	9.0%
% of FP17s Relating to Free Repair or Replacements	9	1,511	0.6%	0.5%	0.5%	0.8%
% of FP17s Relating to Continuations	7	1,511	0.5%	0.7%	0.7%	0.9%
% of Patients satisfied with the dentistry they have received	2	3	N/A	90.7%	90.5%	93.3%
% of Patients satisfied with the time they had to wait for an appointment	2	3	N/A	82.5%	85.1%	88.9%

* This is based on patients treated on this contract for their most recent course of treatment. Figures in italics indicate the base number of FP17s or Patient Questionnaire responses are less than 100. N/A is shown where the base number of responses is less than 10 during the period. % is calculated as Quantity/Base number*100

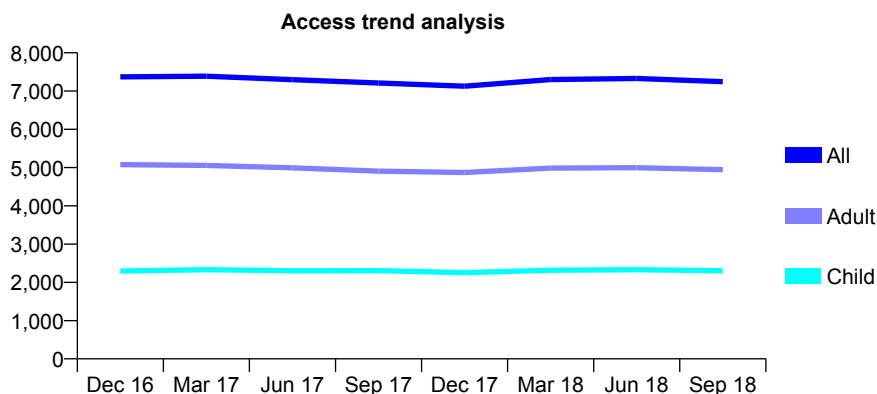
Q61 - Vital Signs At a Glance Contract Report for 110582/0001 - September 2018

Name or company name	MR S DARVISH-KOJOURI
Contract type name	GDS Contract
Purpose of contract	General
Contract start date	01/06/2013
Contract end date	

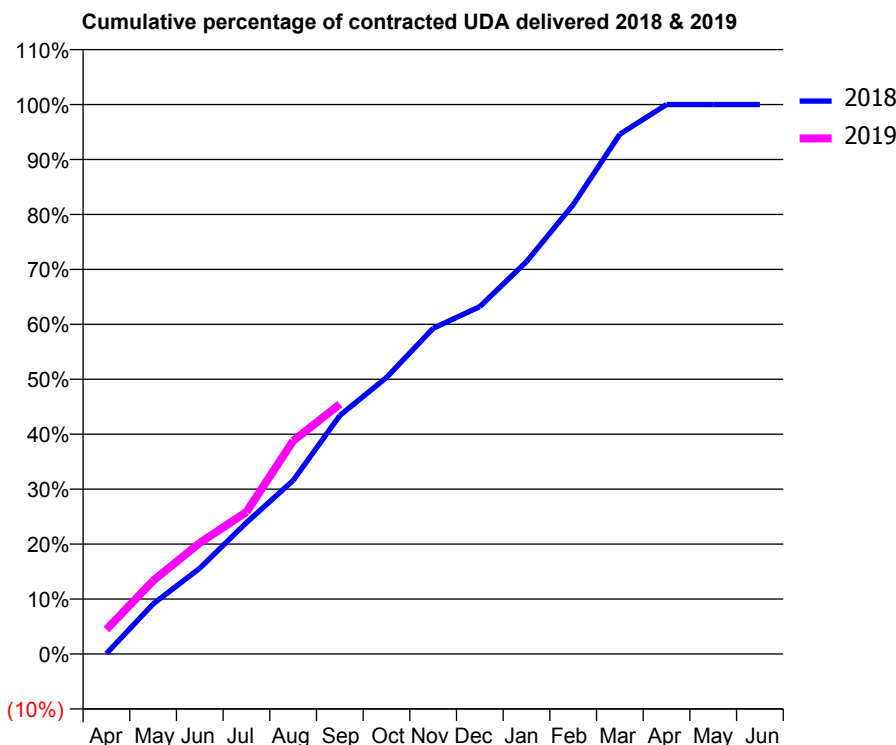
18/19 Contracted general activity (UDA)	21,262
Carry forward general activity (UDA)	-2
18/19 Contracted orthodontic activity (UOA)	0
Carry forward orthodontic activity (UOA)	0
Baseline contract value	£614,311.27

ACCESS*

Patients seen in 24 months	Total	Change since previous quarter
Quarter ending September 2017	7,212	
Quarter ending December 2017	7,126	↓
Quarter ending March 2018	7,300	↑
Quarter ending June 2018	7,330	→
Quarter ending September 2018	7,245	↓
Variance since September 2017	0.5%	→



ACTIVITY



Month	Adjusted Scheduled Activity (UDA)	
	2018	2019
April	17	945
May	1,937	2,838
June	3,322	4,299
July	5,087	5,496
August	6,714	8,247
September	9,227	9,664
October	10,696	
November	12,604	
December	13,445	
January	15,181	
February	17,387	
March	20,115	
April	21,263	
May	21,263	
June	21,263	

QUALITY

	Quantity	Base Number	Contract	AT	Region	England
% of FP17s for the same patient ID Re-attending within 3 months - Children	124	1,343	9.2%	10.5%	11.5%	11.6%
% of FP17s for the same patient ID Re-attending within 3 months - Adults	373	2,562	14.6%	15.7%	16.5%	15.5%
% of FP17s for the same patient ID Re-attending between 3 & 9 months - Children	595	1,343	44.3%	44.8%	48.5%	58.8%
% of FP17s for the same patient ID Re-attending between 3 & 9 months - Adults	963	2,562	37.6%	37.0%	39.1%	51.1%
% of FP17s for Band 1 Urgent Courses	505	3,626	13.9%	10.9%	10.6%	9.0%
% of FP17s Relating to Free Repair or Replacements	15	3,626	0.4%	0.5%	0.5%	0.8%
% of FP17s Relating to Continuations	50	3,626	1.4%	0.7%	0.7%	0.9%
% of Patients satisfied with the dentistry they have received	4	4	N/A	90.7%	90.5%	93.3%
% of Patients satisfied with the time they had to wait for an appointment	2	4	N/A	82.5%	85.1%	88.9%

* This is based on patients treated on this contract for their most recent course of treatment. Figures in italics indicate the base number of FP17s or Patient Questionnaire responses are less than 100. N/A is shown where the base number of responses is less than 10 during the period. % is calculated as Quantity/Base number*100

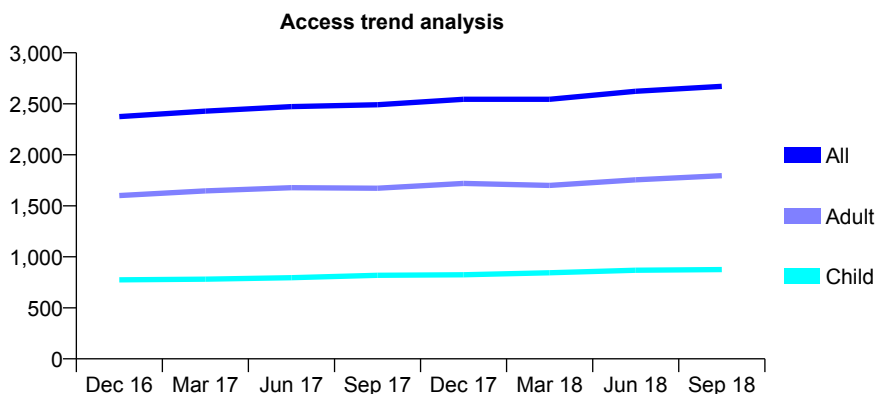
Q61 - Vital Signs At a Glance Contract Report for 110981/0001 - September 2018

Name or company name	Wellesley House Dental Practice Ltd
Contract type name	GDS Contract
Purpose of contract	General
Contract start date	01/06/2011
Contract end date	

18/19 Contracted general activity (UDA)	10,303
Carry forward general activity (UDA)	-206
18/19 Contracted orthodontic activity (UOA)	0
Carry forward orthodontic activity (UOA)	0
Baseline contract value	£336,001.37

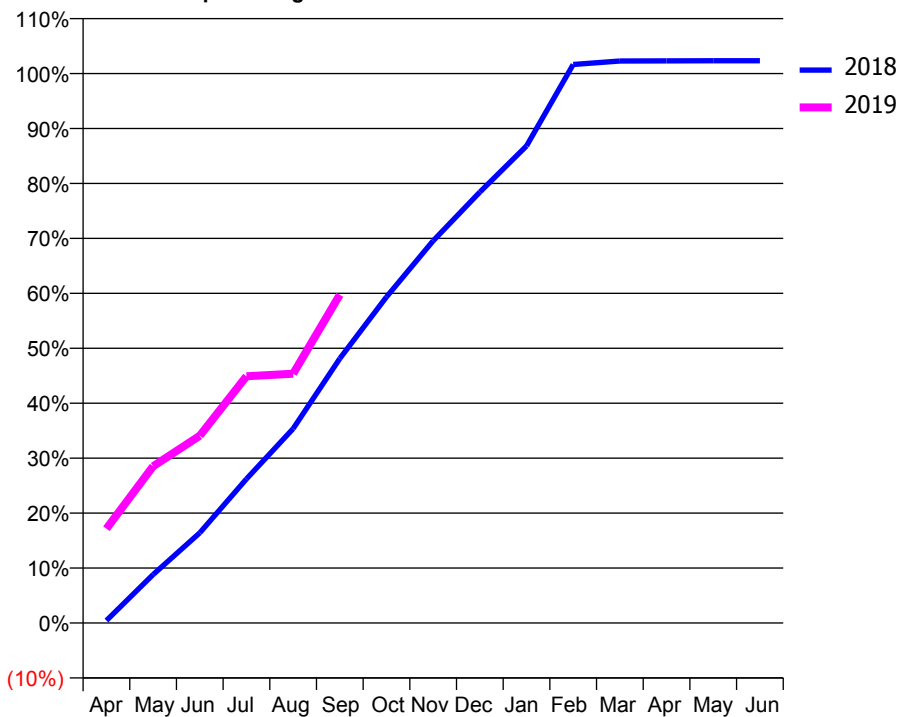
ACCESS*

Patients seen in 24 months	Total	Change since previous quarter
Quarter ending September 2017	2,491	
Quarter ending December 2017	2,544	↑
Quarter ending March 2018	2,544	→
Quarter ending June 2018	2,623	↑
Quarter ending September 2018	2,671	→
Variance since September 2017	7.2%	↑



ACTIVITY

Cumulative percentage of contracted UDA delivered 2018 & 2019



Month	Adjusted Scheduled Activity (UDA)	
	2018	2019
April	46	1,769
May	909	2,939
June	1,692	3,512
July	2,703	4,626
August	3,644	4,674
September	4,960	6,155
October	6,114	
November	7,167	
December	8,079	
January	8,944	
February	10,472	
March	10,538	
April	10,541	
May	10,543	
June	10,543	

QUALITY

	Quantity	Base Number	Contract	AT	Region	England
% of FP17s for the same patient ID Re-attending within 3 months - Children	109	645	16.9%	10.5%	11.5%	11.6%
% of FP17s for the same patient ID Re-attending within 3 months - Adults	195	1,120	17.4%	15.7%	16.5%	15.5%
% of FP17s for the same patient ID Re-attending between 3 & 9 months - Children	325	645	50.4%	44.8%	48.5%	58.8%
% of FP17s for the same patient ID Re-attending between 3 & 9 months - Adults	437	1,120	39.0%	37.0%	39.1%	51.1%
% of FP17s for Band 1 Urgent Courses	82	1,760	4.7%	10.9%	10.6%	9.0%
% of FP17s Relating to Free Repair or Replacements	27	1,760	1.5%	0.5%	0.5%	0.8%
% of FP17s Relating to Continuations	28	1,760	1.6%	0.7%	0.7%	0.9%
% of Patients satisfied with the dentistry they have received	1	2	N/A	90.7%	90.5%	93.3%
% of Patients satisfied with the time they had to wait for an appointment	1	2	N/A	82.5%	85.1%	88.9%

* This is based on patients treated on this contract for their most recent course of treatment. Figures in italics indicate the base number of FP17s or Patient Questionnaire responses are less than 100. N/A is shown where the base number of responses is less than 10 during the period. % is calculated as Quantity/Base number*100

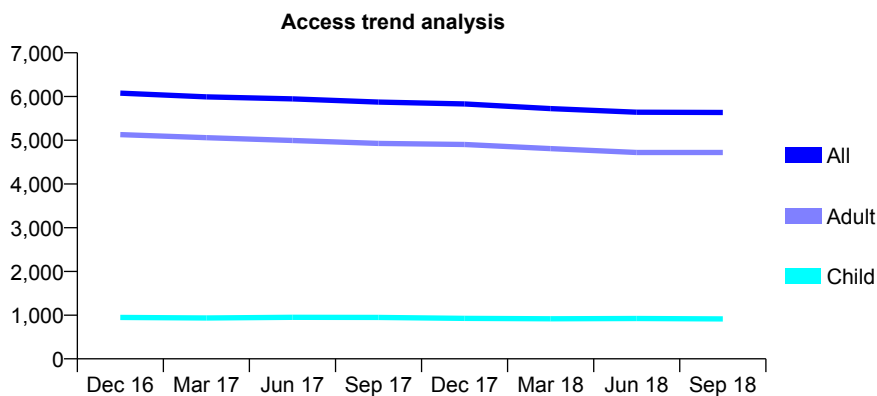
Q61 - Vital Signs At a Glance Contract Report for 111007/0001 - September 2018

Name or company name	Camden Dental Centre
Contract type name	GDS Contract
Purpose of contract	General
Contract start date	01/06/2010
Contract end date	

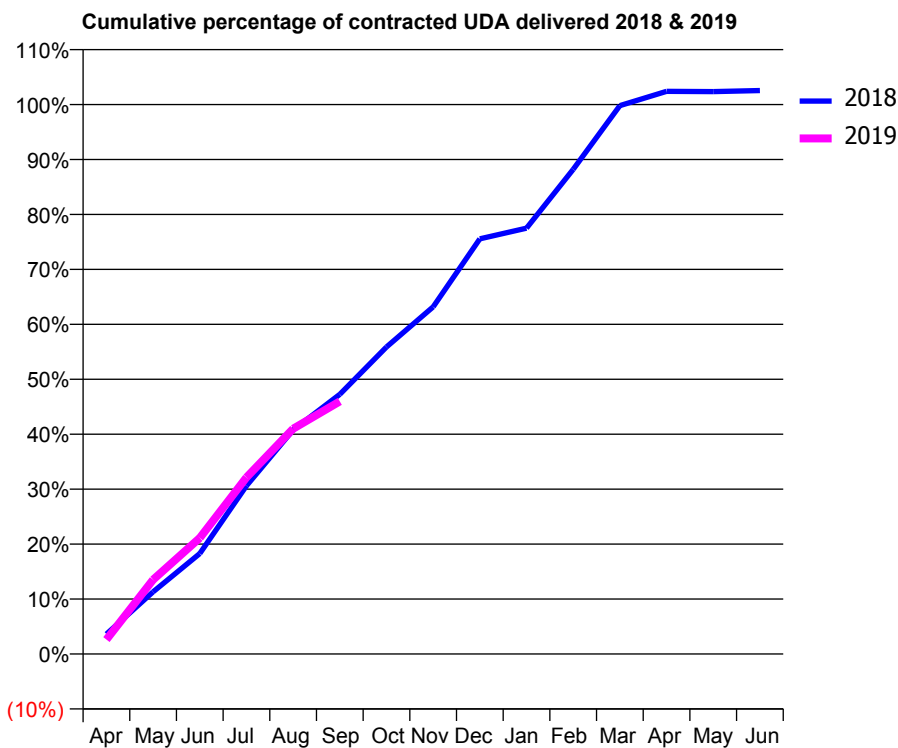
18/19 Contracted general activity (UDA)	20,108
Carry forward general activity (UDA)	-402
18/19 Contracted orthodontic activity (UOA)	0
Carry forward orthodontic activity (UOA)	0
Baseline contract value	£569,005.23

ACCESS*

Patients seen in 24 months	Total	Change since previous quarter
Quarter ending September 2017	5,873	
Quarter ending December 2017	5,829	→
Quarter ending March 2018	5,725	↓
Quarter ending June 2018	5,642	↓
Quarter ending September 2018	5,636	→
Variance since September 2017	(4.0%)	↓



ACTIVITY



Adjusted Scheduled Activity (UDA)		
Month	2018	2019
April	728	532
May	2,278	2,722
June	3,676	4,246
July	6,156	6,462
August	8,200	8,246
September	9,502	9,245
October	11,234	
November	12,705	
December	15,194	
January	15,581	
February	17,734	
March	20,066	
April	20,587	
May	20,580	
June	20,620	

QUALITY

	Quantity	Base Number	Contract	AT	Region	England
% of FP17s for the same patient ID Re-attending within 3 months - Children	42	492	8.5%	10.5%	11.5%	11.6%
% of FP17s for the same patient ID Re-attending within 3 months - Adults	288	2,299	12.5%	15.7%	16.5%	15.5%
% of FP17s for the same patient ID Re-attending between 3 & 9 months - Children	169	492	34.3%	44.8%	48.5%	58.8%
% of FP17s for the same patient ID Re-attending between 3 & 9 months - Adults	718	2,299	31.2%	37.0%	39.1%	51.1%
% of FP17s for Band 1 Urgent Courses	390	2,556	15.3%	10.9%	10.6%	9.0%
% of FP17s Relating to Free Repair or Replacements	30	2,556	1.2%	0.5%	0.5%	0.8%
% of FP17s Relating to Continuations	2	2,556	0.1%	0.7%	0.7%	0.9%
% of Patients satisfied with the dentistry they have received	4	5	N/A	90.7%	90.5%	93.3%
% of Patients satisfied with the time they had to wait for an appointment	4	5	N/A	82.5%	85.1%	88.9%

* This is based on patients treated on this contract for their most recent course of treatment. Figures in italics indicate the base number of FP17s or Patient Questionnaire responses are less than 100. N/A is shown where the base number of responses is less than 10 during the period. % is calculated as Quantity/Base number*100

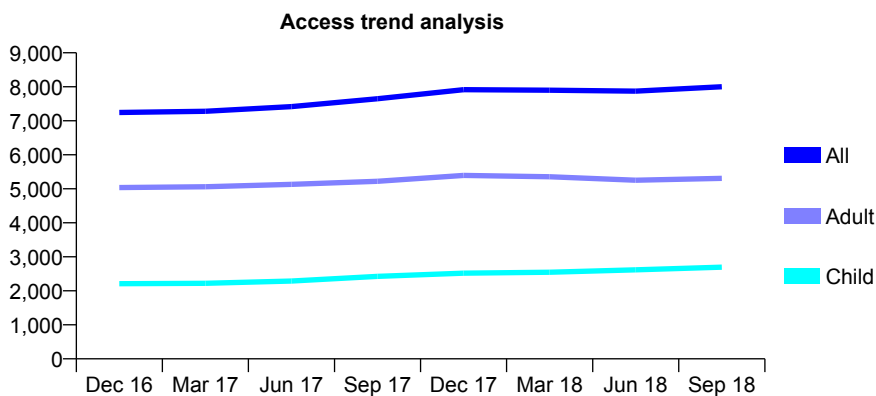
Q61 - Vital Signs At a Glance Contract Report for 11171/0001 - September 2018

Name or company name	Gale Street Limited
Contract type name	GDS Contract
Purpose of contract	General
Contract start date	01/08/2011
Contract end date	

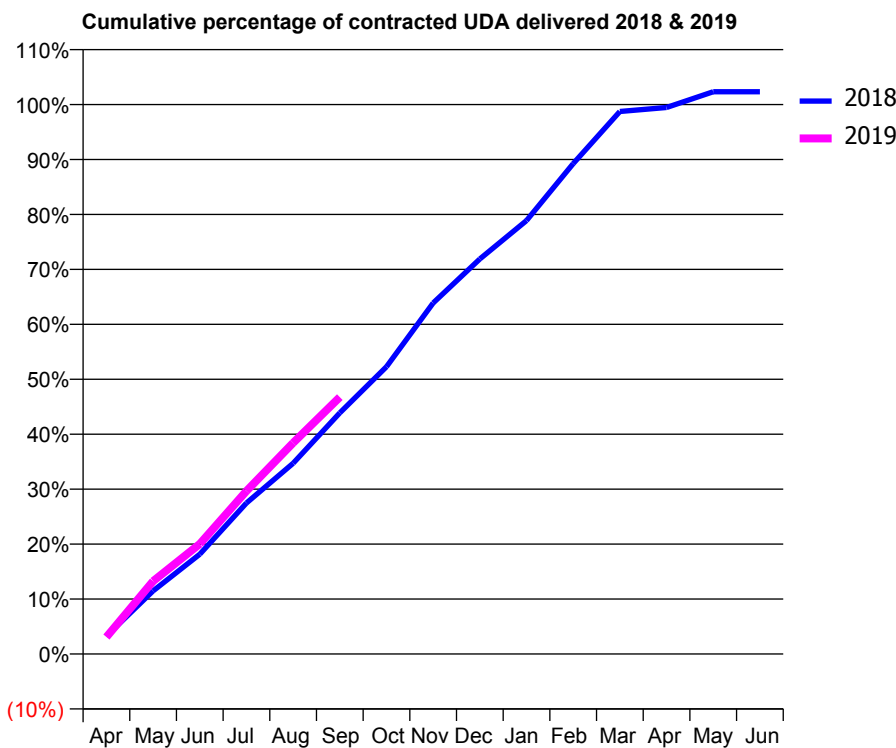
18/19 Contracted general activity (UDA)	24,275
Carry forward general activity (UDA)	-435
18/19 Contracted orthodontic activity (UOA)	0
Carry forward orthodontic activity (UOA)	0
Baseline contract value	£782,753.65

ACCESS*

Patients seen in 24 months	Total	Change since previous quarter
Quarter ending September 2017	7,649	
Quarter ending December 2017	7,914	↑
Quarter ending March 2018	7,901	→
Quarter ending June 2018	7,873	→
Quarter ending September 2018	8,003	→
Variance since September 2017	4.6%	↑



ACTIVITY



Month	Adjusted Scheduled Activity (UDA)	
	2018	2019
April	795	753
May	2,790	3,217
June	4,408	4,862
July	6,672	7,199
August	8,429	9,325
September	10,654	11,351
October	12,690	
November	15,507	
December	17,453	
January	19,146	
February	21,665	
March	23,967	
April	24,142	
May	24,836	
June	24,836	

QUALITY

	Quantity	Base Number	Contract	AT	Region	England
% of FP17s for the same patient ID Re-attending within 3 months - Children	86	1,299	6.6%	10.5%	11.5%	11.6%
% of FP17s for the same patient ID Re-attending within 3 months - Adults	445	2,559	17.4%	15.7%	16.5%	15.5%
% of FP17s for the same patient ID Re-attending between 3 & 9 months - Children	321	1,299	24.7%	44.8%	48.5%	58.8%
% of FP17s for the same patient ID Re-attending between 3 & 9 months - Adults	694	2,559	27.1%	37.0%	39.1%	51.1%
% of FP17s for Band 1 Urgent Courses	344	3,584	9.6%	10.9%	10.6%	9.0%
% of FP17s Relating to Free Repair or Replacements	51	3,584	1.4%	0.5%	0.5%	0.8%
% of FP17s Relating to Continuations	58	3,584	1.6%	0.7%	0.7%	0.9%
% of Patients satisfied with the dentistry they have received	4	4	N/A	90.7%	90.5%	93.3%
% of Patients satisfied with the time they had to wait for an appointment	2	4	N/A	82.5%	85.1%	88.9%

* This is based on patients treated on this contract for their most recent course of treatment. Figures in italics indicate the base number of FP17s or Patient Questionnaire responses are less than 100. N/A is shown where the base number of responses is less than 10 during the period. % is calculated as Quantity/Base number*100

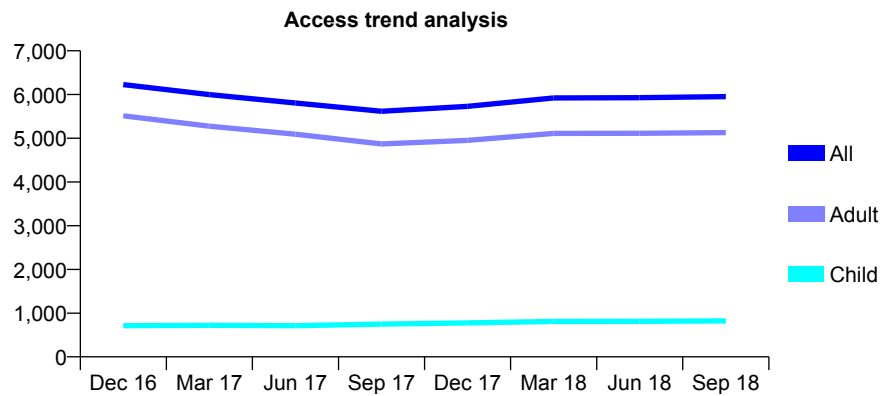
Q61 - Vital Signs At a Glance Contract Report for 113247/0001 - September 2018

Name or company name	Chalton Street Dental
Contract type name	GDS Contract
Purpose of contract	General
Contract start date	01/04/2010
Contract end date	

18/19 Contracted general activity (UDA)	14,297
Carry forward general activity (UDA)	-124
18/19 Contracted orthodontic activity (UOA)	0
Carry forward orthodontic activity (UOA)	0
Baseline contract value	£381,106.55

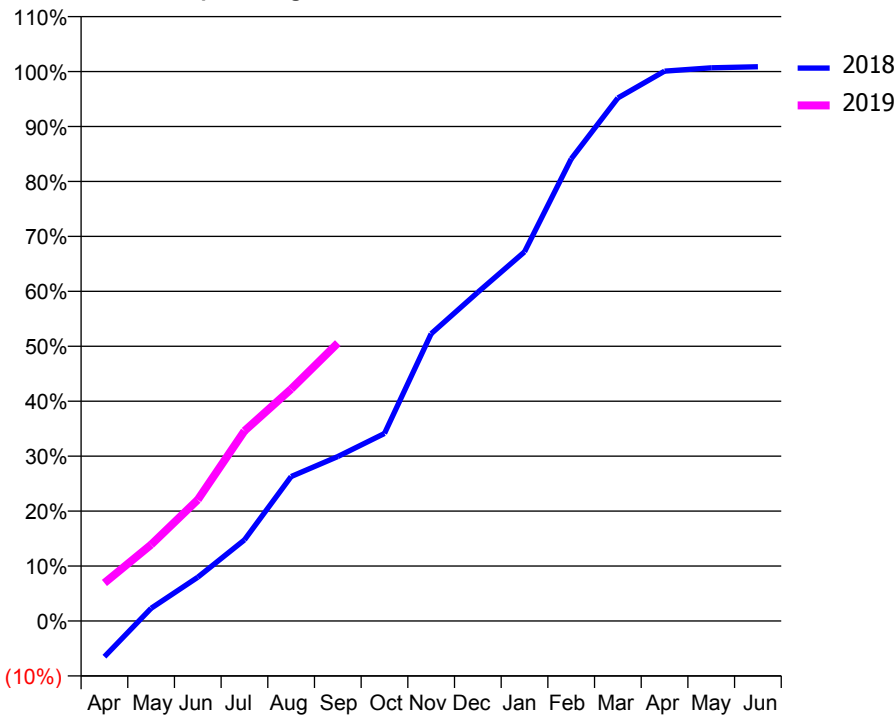
ACCESS*

Patients seen in 24 months	Total	Change since previous quarter
Quarter ending September 2017	5,618	
Quarter ending December 2017	5,730	→
Quarter ending March 2018	5,921	↑
Quarter ending June 2018	5,929	→
Quarter ending September 2018	5,951	→
Variance since September 2017	5.9%	↑



ACTIVITY

Cumulative percentage of contracted UDA delivered 2018 & 2019



Month	Adjusted Scheduled Activity (UDA)	
	2018	2019
April	-933	989
May	331	1,987
June	1,140	3,155
July	2,111	4,946
August	3,759	6,034
September	4,280	7,232
October	4,881	
November	7,474	
December	8,553	
January	9,604	
February	12,024	
March	13,610	
April	14,306	
May	14,394	
June	14,421	

QUALITY

	Quantity	Base Number	Contract	AT	Region	England
% of FP17s for the same patient ID Re-attending within 3 months - Children	77	657	11.7%	10.5%	11.5%	11.6%
% of FP17s for the same patient ID Re-attending within 3 months - Adults	332	2,891	11.5%	15.7%	16.5%	15.5%
% of FP17s for the same patient ID Re-attending between 3 & 9 months - Children	332	657	50.5%	44.8%	48.5%	58.8%
% of FP17s for the same patient ID Re-attending between 3 & 9 months - Adults	1,206	2,891	41.7%	37.0%	39.1%	51.1%
% of FP17s for Band 1 Urgent Courses	262	3,133	8.4%	10.9%	10.6%	9.0%
% of FP17s Relating to Free Repair or Replacements	22	3,133	0.7%	0.5%	0.5%	0.8%
% of FP17s Relating to Continuations	1	3,133	0.0%	0.7%	0.7%	0.9%
% of Patients satisfied with the dentistry they have received	0	1	N/A	90.7%	90.5%	93.3%
% of Patients satisfied with the time they had to wait for an appointment	0	1	N/A	82.5%	85.1%	88.9%

* This is based on patients treated on this contract for their most recent course of treatment. Figures in italics indicate the base number of FP17s or Patient Questionnaire responses are less than 100. N/A is shown where the base number of responses is less than 10 during the period. % is calculated as Quantity/Base number*100

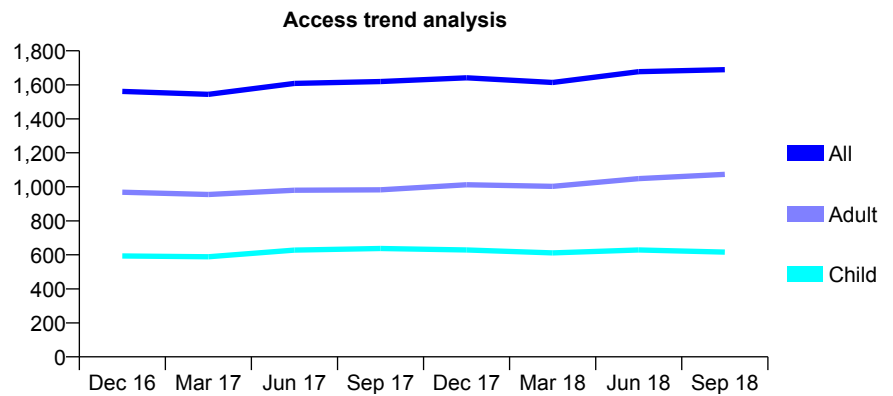
Q61 - Vital Signs At a Glance Contract Report for 114723/0001 - September 2018

Name or company name	Romford Road Dental Centre
Contract type name	GDS Contract
Purpose of contract	General
Contract start date	01/01/2011
Contract end date	

18/19 Contracted general activity (UDA)	5,482
Carry forward general activity (UDA)	0
18/19 Contracted orthodontic activity (UOA)	0
Carry forward orthodontic activity (UOA)	0
Baseline contract value	£148,553.17

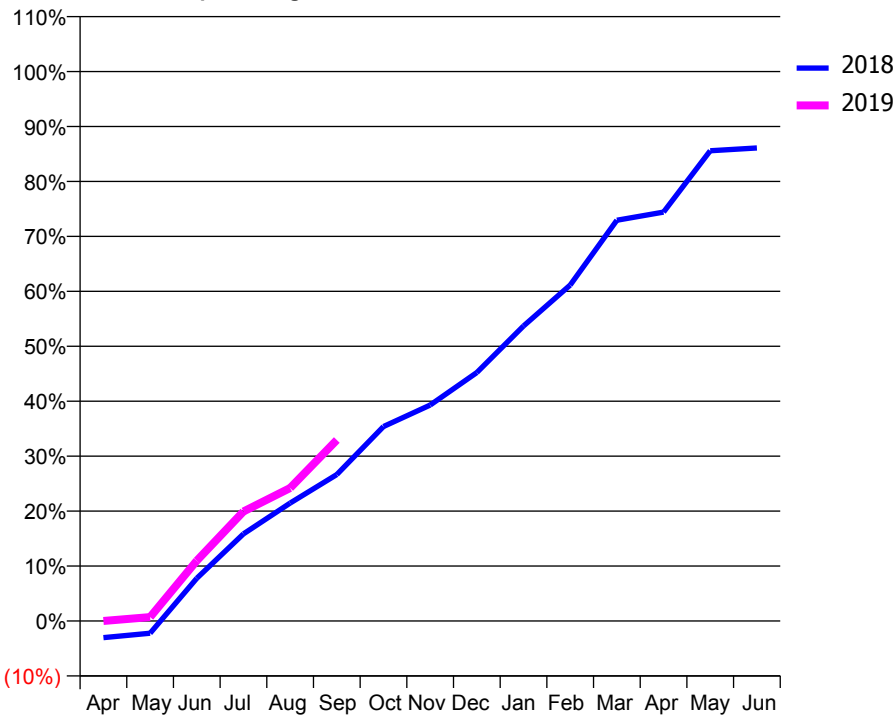
ACCESS*

Patients seen in 24 months	Total	Change since previous quarter
Quarter ending September 2017	1,619	
Quarter ending December 2017	1,641	→
Quarter ending March 2018	1,614	↓
Quarter ending June 2018	1,677	↑
Quarter ending September 2018	1,689	→
Variance since September 2017	4.3%	↑



ACTIVITY

Cumulative percentage of contracted UDA delivered 2018 & 2019



Month	Adjusted Scheduled Activity (UDA)	
	2018	2019
April	-167	0
May	-122	40
June	426	602
July	870	1,093
August	1,177	1,328
September	1,461	1,805
October	1,940	
November	2,154	
December	2,479	
January	2,943	
February	3,352	
March	3,998	
April	4,079	
May	4,691	
June	4,719	

QUALITY

	Quantity	Base Number	Contract	AT	Region	England
% of FP17s for the same patient ID Re-attending within 3 months - Children	23	269	8.6%	10.5%	11.5%	11.6%
% of FP17s for the same patient ID Re-attending within 3 months - Adults	59	463	12.7%	15.7%	16.5%	15.5%
% of FP17s for the same patient ID Re-attending between 3 & 9 months - Children	48	269	17.8%	44.8%	48.5%	58.8%
% of FP17s for the same patient ID Re-attending between 3 & 9 months - Adults	74	463	16.0%	37.0%	39.1%	51.1%
% of FP17s for Band 1 Urgent Courses	77	542	14.2%	10.9%	10.6%	9.0%
% of FP17s Relating to Free Repair or Replacements	3	542	0.6%	0.5%	0.5%	0.8%
% of FP17s Relating to Continuations	0	542	0.0%	0.7%	0.7%	0.9%
% of Patients satisfied with the dentistry they have received	0	0	N/A	90.7%	90.5%	93.3%
% of Patients satisfied with the time they had to wait for an appointment	0	0	N/A	82.5%	85.1%	88.9%

* This is based on patients treated on this contract for their most recent course of treatment. Figures in italics indicate the base number of FP17s or Patient Questionnaire responses are less than 100. N/A is shown where the base number of responses is less than 10 during the period. % is calculated as Quantity/Base number*100

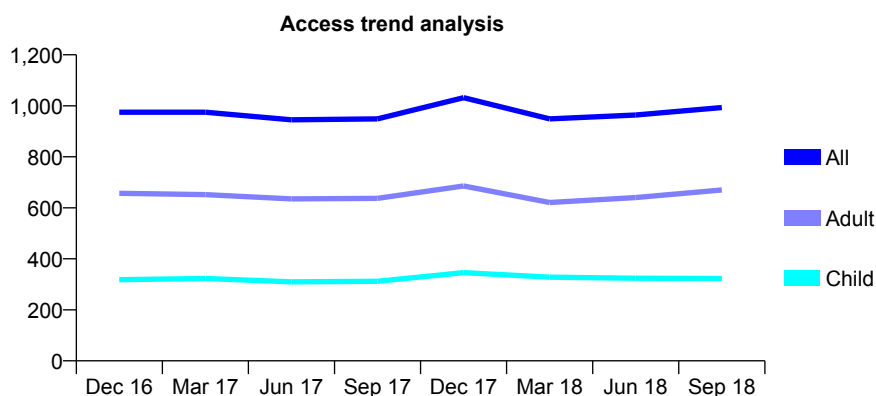
Q61 - Vital Signs At a Glance Contract Report for 115398/0001 - September 2018

Name or company name	Mrs S Hossein Pour Tehrani, Mr P Negahb:
Contract type name	GDS Contract
Purpose of contract	General
Contract start date	04/09/2013
Contract end date	

18/19 Contracted general activity (UDA)	3,202
Carry forward general activity (UDA)	-17
18/19 Contracted orthodontic activity (UOA)	0
Carry forward orthodontic activity (UOA)	0
Baseline contract value	£84,841.13

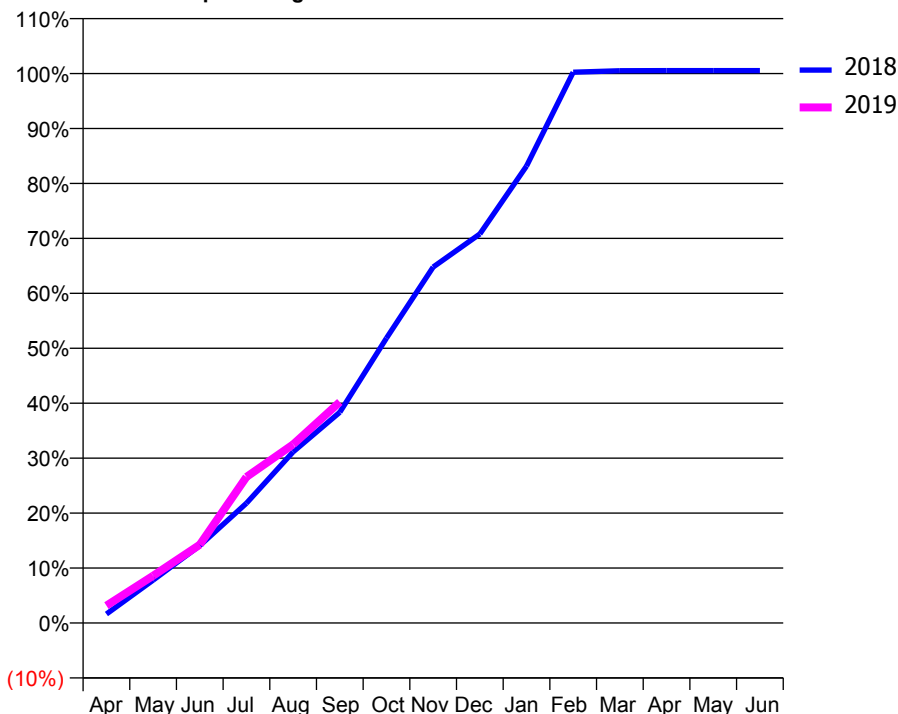
ACCESS*

Patients seen in 24 months	Total	Change since previous quarter
Quarter ending September 2017	949	
Quarter ending December 2017	1,032	↑
Quarter ending March 2018	949	↓
Quarter ending June 2018	964	→
Quarter ending September 2018	993	↑
Variance since September 2017	4.6%	↑



ACTIVITY

Cumulative percentage of contracted UDA delivered 2018 & 2019



Month	Adjusted Scheduled Activity (UDA)	
	2018	2019
April	53	102
May	250	276
June	451	457
July	698	852
August	997	1,041
September	1,228	1,288
October	1,660	
November	2,074	
December	2,267	
January	2,662	
February	3,210	
March	3,218	
April	3,219	
May	3,219	
June	3,219	

QUALITY

	Quantity	Base Number	Contract	AT	Region	England
% of FP17s for the same patient ID Re-attending within 3 months - Children	6	172	3.5%	10.5%	11.5%	11.6%
% of FP17s for the same patient ID Re-attending within 3 months - Adults	23	334	6.9%	15.7%	16.5%	15.5%
% of FP17s for the same patient ID Re-attending between 3 & 9 months - Children	74	172	43.0%	44.8%	48.5%	58.8%
% of FP17s for the same patient ID Re-attending between 3 & 9 months - Adults	105	334	31.4%	37.0%	39.1%	51.1%
% of FP17s for Band 1 Urgent Courses	78	504	15.5%	10.9%	10.6%	9.0%
% of FP17s Relating to Free Repair or Replacements	0	504	0.0%	0.5%	0.5%	0.8%
% of FP17s Relating to Continuations	0	504	0.0%	0.7%	0.7%	0.9%
% of Patients satisfied with the dentistry they have received	0	0	N/A	90.7%	90.5%	93.3%
% of Patients satisfied with the time they had to wait for an appointment	0	0	N/A	82.5%	85.1%	88.9%

* This is based on patients treated on this contract for their most recent course of treatment. Figures in italics indicate the base number of FP17s or Patient Questionnaire responses are less than 100. N/A is shown where the base number of responses is less than 10 during the period. % is calculated as Quantity/Base number*100

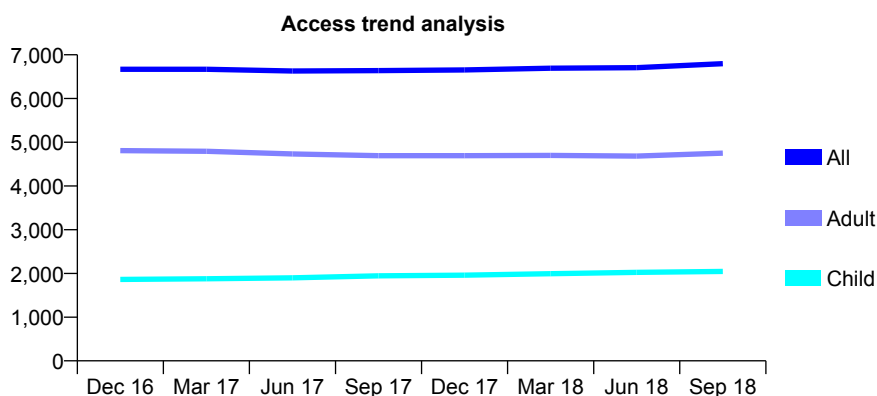
Q61 - Vital Signs At a Glance Contract Report for 117021/0001 - September 2018

Name or company name	N12 Dental Care
Contract type name	GDS Contract
Purpose of contract	General
Contract start date	01/11/2007
Contract end date	

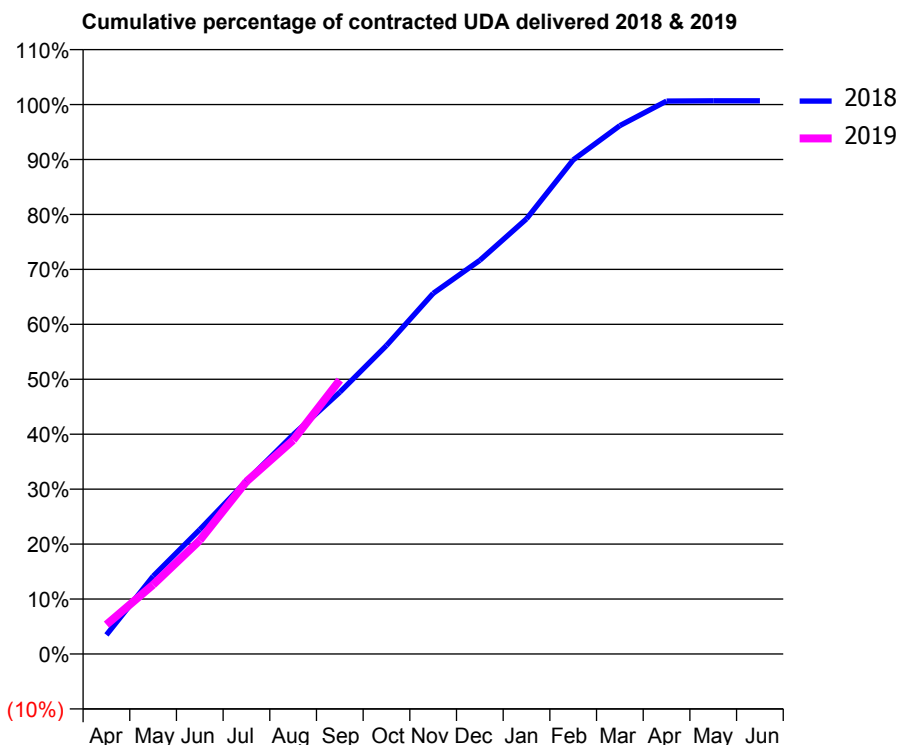
18/19 Contracted general activity (UDA)	17,477
Carry forward general activity (UDA)	-118
18/19 Contracted orthodontic activity (UOA)	0
Carry forward orthodontic activity (UOA)	0
Baseline contract value	£433,485.38

ACCESS*

Patients seen in 24 months	Total	Change since previous quarter
Quarter ending September 2017	6,639	
Quarter ending December 2017	6,653	→
Quarter ending March 2018	6,692	→
Quarter ending June 2018	6,707	→
Quarter ending September 2018	6,796	→
Variance since September 2017	2.4%	↑



ACTIVITY



Adjusted Scheduled Activity (UDA)		
Month	2018	2019
April	610	936
May	2,474	2,202
June	3,958	3,616
July	5,502	5,488
August	6,973	6,802
September	8,328	8,715
October	9,812	
November	11,472	
December	12,521	
January	13,841	
February	15,715	
March	16,807	
April	17,588	
May	17,595	
June	17,595	

QUALITY

	Quantity	Base Number	Contract	AT	Region	England
% of FP17s for the same patient ID Re-attending within 3 months - Children	85	1,335	6.4%	10.5%	11.5%	11.6%
% of FP17s for the same patient ID Re-attending within 3 months - Adults	262	2,581	10.2%	15.7%	16.5%	15.5%
% of FP17s for the same patient ID Re-attending between 3 & 9 months - Children	579	1,335	43.4%	44.8%	48.5%	58.8%
% of FP17s for the same patient ID Re-attending between 3 & 9 months - Adults	939	2,581	36.4%	37.0%	39.1%	51.1%
% of FP17s for Band 1 Urgent Courses	378	3,570	10.6%	10.9%	10.6%	9.0%
% of FP17s Relating to Free Repair or Replacements	0	3,570	0.0%	0.5%	0.5%	0.8%
% of FP17s Relating to Continuations	14	3,570	0.4%	0.7%	0.7%	0.9%
% of Patients satisfied with the dentistry they have received	5	5	N/A	90.7%	90.5%	93.3%
% of Patients satisfied with the time they had to wait for an appointment	5	5	N/A	82.5%	85.1%	88.9%

* This is based on patients treated on this contract for their most recent course of treatment. Figures in italics indicate the base number of FP17s or Patient Questionnaire responses are less than 100. N/A is shown where the base number of responses is less than 10 during the period. % is calculated as Quantity/Base number*100

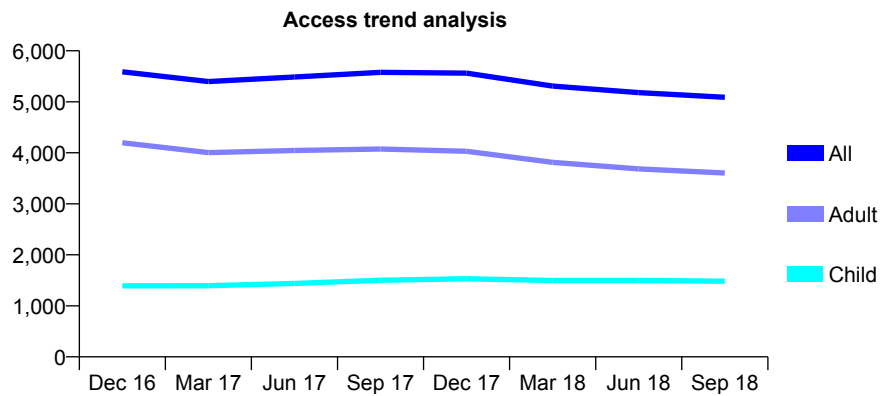
Q61 - Vital Signs At a Glance Contract Report for 117439/0001 - September 2018

Name or company name	Wapping Dental Centre
Contract type name	GDS Contract
Purpose of contract	General
Contract start date	01/04/2013
Contract end date	

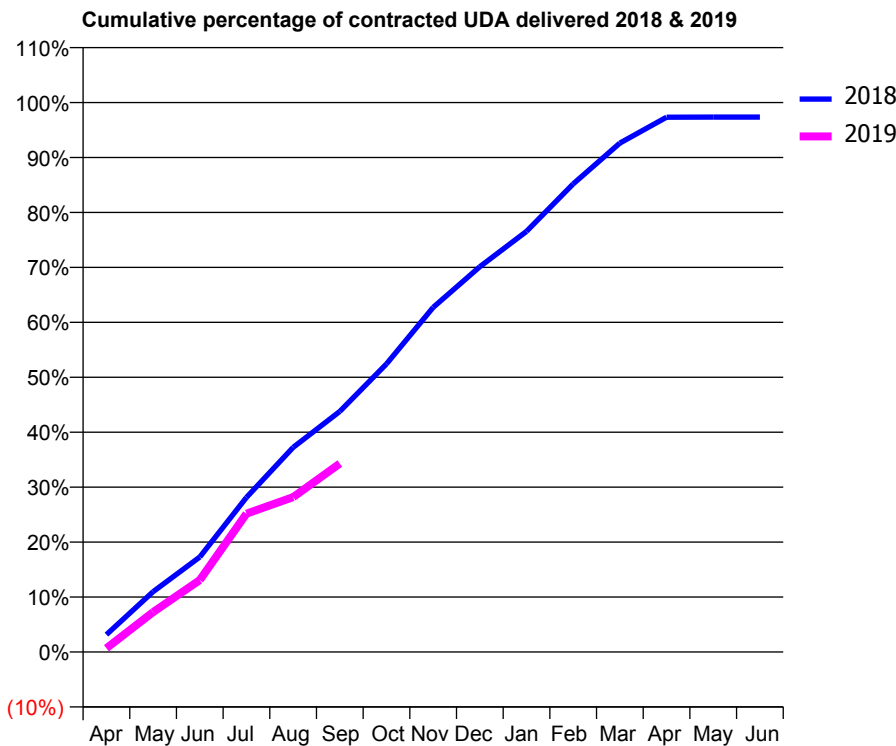
18/19 Contracted general activity (UDA)	14,000
Carry forward general activity (UDA)	371
18/19 Contracted orthodontic activity (UOA)	0
Carry forward orthodontic activity (UOA)	0
Baseline contract value	£473,021.19

ACCESS*

Patients seen in 24 months	Total	Change since previous quarter
Quarter ending September 2017	5,577	
Quarter ending December 2017	5,563	→
Quarter ending March 2018	5,309	↓
Quarter ending June 2018	5,180	↓
Quarter ending September 2018	5,088	↓
Variance since September 2017	(8.8%)	↓



ACTIVITY



Adjusted Scheduled Activity (UDA)		
Month	2018	2019
April	445	96
May	1,537	1,019
June	2,420	1,834
July	3,938	3,524
August	5,213	3,947
September	6,131	4,803
October	7,340	
November	8,780	
December	9,817	
January	10,718	
February	11,926	
March	12,967	
April	13,625	
May	13,629	
June	13,629	

QUALITY

	Quantity	Base Number	Contract	AT	Region	England
% of FP17s for the same patient ID Re-attending within 3 months - Children	56	916	6.1%	10.5%	11.5%	11.6%
% of FP17s for the same patient ID Re-attending within 3 months - Adults	288	1,854	15.5%	15.7%	16.5%	15.5%
% of FP17s for the same patient ID Re-attending between 3 & 9 months - Children	505	916	55.1%	44.8%	48.5%	58.8%
% of FP17s for the same patient ID Re-attending between 3 & 9 months - Adults	807	1,854	43.5%	37.0%	39.1%	51.1%
% of FP17s for Band 1 Urgent Courses	321	2,501	12.8%	10.9%	10.6%	9.0%
% of FP17s Relating to Free Repair or Replacements	6	2,501	0.2%	0.5%	0.5%	0.8%
% of FP17s Relating to Continuations	5	2,501	0.2%	0.7%	0.7%	0.9%
% of Patients satisfied with the dentistry they have received	0	0	N/A	90.7%	90.5%	93.3%
% of Patients satisfied with the time they had to wait for an appointment	0	0	N/A	82.5%	85.1%	88.9%

* This is based on patients treated on this contract for their most recent course of treatment. Figures in italics indicate the base number of FP17s or Patient Questionnaire responses are less than 100. N/A is shown where the base number of responses is less than 10 during the period. % is calculated as Quantity/Base number*100

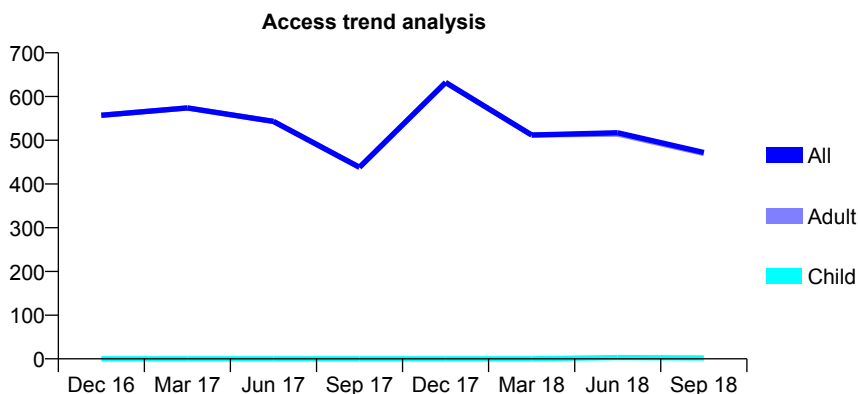
Q61 - Vital Signs At a Glance Contract Report for 118001/0006 - September 2018

Name or company name	Community Dental Service
Contract type name	PDS Contract
Purpose of contract	General
Contract start date	01/04/2014
Contract end date	31/03/2019

18/19 Contracted general activity (UDA)	900
Carry forward general activity (UDA)	0
18/19 Contracted orthodontic activity (UOA)	0
Carry forward orthodontic activity (UOA)	0
Baseline contract value	£56,626.64

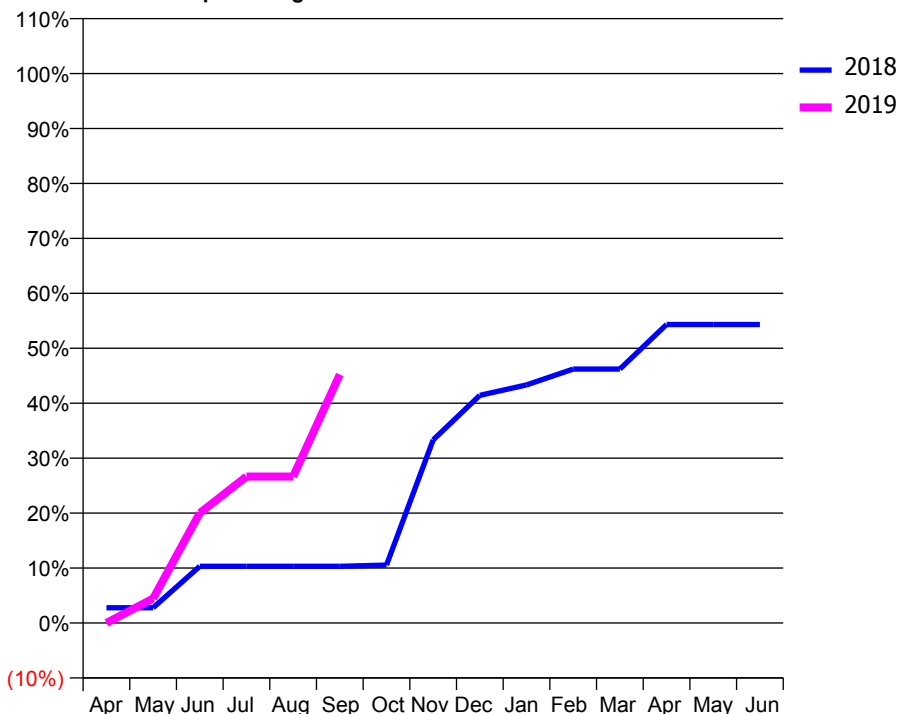
ACCESS*

Patients seen in 24 months	Total	Change since previous quarter
Quarter ending September 2017	438	
Quarter ending December 2017	632	↑
Quarter ending March 2018	512	↓
Quarter ending June 2018	517	→
Quarter ending September 2018	472	↓
Variance since September 2017	7.8%	↑



ACTIVITY

Cumulative percentage of contracted UDA delivered 2018 & 2019



Month	Adjusted Scheduled Activity (UDA)	
	2018	2019
April	25	0
May	25	40
June	93	180
July	93	240
August	93	240
September	93	407
October	95	
November	300	
December	373	
January	390	
February	416	
March	416	
April	489	
May	489	
June	489	

QUALITY

	Quantity	Base Number	Contract	AT	Region	England
% of FP17s for the same patient ID Re-attending within 3 months - Children	0	4	0.0%	10.5%	11.5%	11.6%
% of FP17s for the same patient ID Re-attending within 3 months - Adults	0	210	0.0%	15.7%	16.5%	15.5%
% of FP17s for the same patient ID Re-attending between 3 & 9 months - Children	0	4	0.0%	44.8%	48.5%	58.8%
% of FP17s for the same patient ID Re-attending between 3 & 9 months - Adults	1	210	0.5%	37.0%	39.1%	51.1%
% of FP17s for Band 1 Urgent Courses	0	181	0.0%	10.9%	10.6%	9.0%
% of FP17s Relating to Free Repair or Replacements	0	181	0.0%	0.5%	0.5%	0.8%
% of FP17s Relating to Continuations	0	181	0.0%	0.7%	0.7%	0.9%
% of Patients satisfied with the dentistry they have received	0	0	N/A	90.7%	90.5%	93.3%
% of Patients satisfied with the time they had to wait for an appointment	0	0	N/A	82.5%	85.1%	88.9%

* This is based on patients treated on this contract for their most recent course of treatment. Figures in italics indicate the base number of FP17s or Patient Questionnaire responses are less than 100. N/A is shown where the base number of responses is less than 10 during the period. % is calculated as Quantity/Base number*100

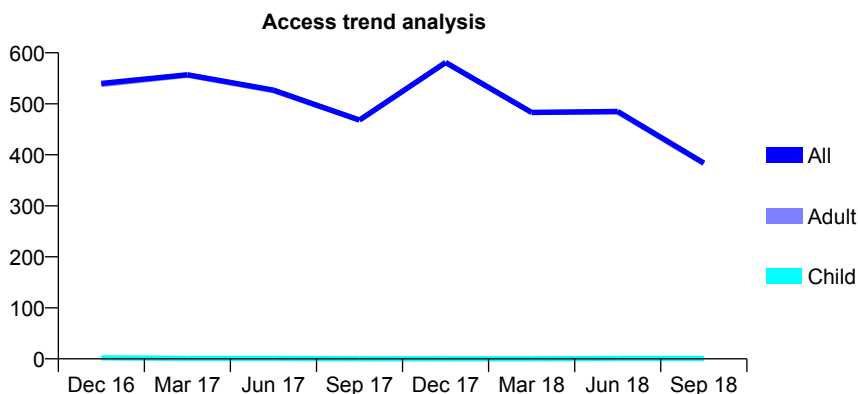
Q61 - Vital Signs At a Glance Contract Report for 118001/0007 - September 2018

Name or company name	Community Dental Service
Contract type name	PDS Contract
Purpose of contract	General
Contract start date	01/04/2014
Contract end date	31/03/2019

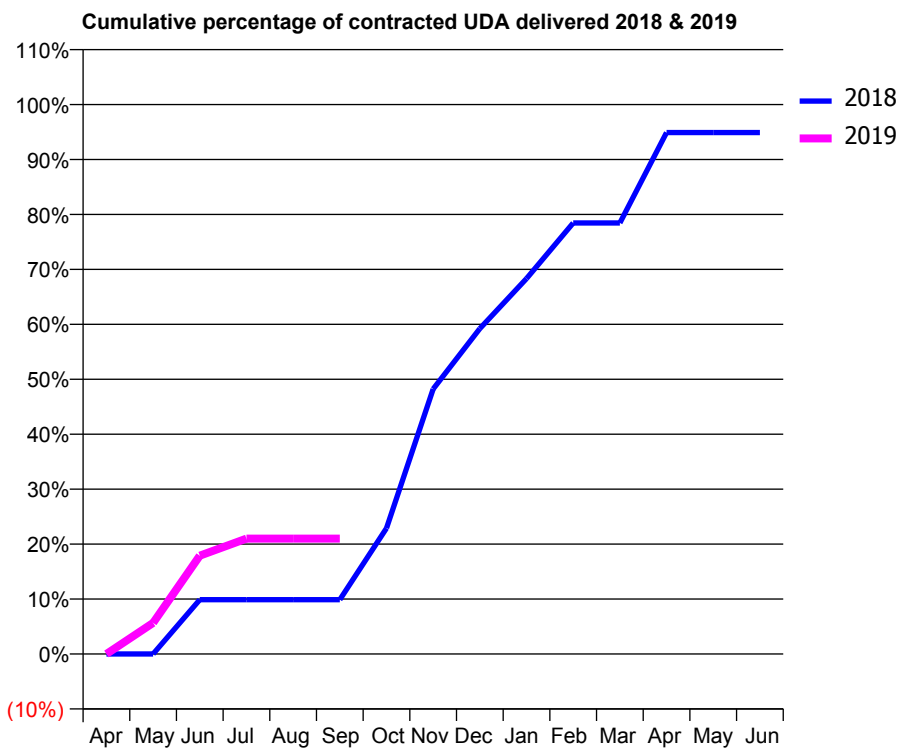
18/19 Contracted general activity (UDA)	900
Carry forward general activity (UDA)	0
18/19 Contracted orthodontic activity (UOA)	0
Carry forward orthodontic activity (UOA)	0
Baseline contract value	£56,626.64

ACCESS*

Patients seen in 24 months	Total	Change since previous quarter
Quarter ending September 2017	468	
Quarter ending December 2017	581	↑
Quarter ending March 2018	483	↓
Quarter ending June 2018	485	→
Quarter ending September 2018	384	↓
Variance since September 2017	(17.9%)	↓



ACTIVITY



Month	Adjusted Scheduled Activity (UDA)	
	2018	2019
April	0	0
May	0	51
June	89	161
July	89	189
August	89	189
September	89	189
October	206	
November	434	
December	533	
January	615	
February	706	
March	706	
April	854	
May	854	
June	854	

QUALITY

	Quantity	Base Number	Contract	AT	Region	England
% of FP17s for the same patient ID Re-attending within 3 months - Children	0	2	0.0%	10.5%	11.5%	11.6%
% of FP17s for the same patient ID Re-attending within 3 months - Adults	2	127	1.6%	15.7%	16.5%	15.5%
% of FP17s for the same patient ID Re-attending between 3 & 9 months - Children	0	2	0.0%	44.8%	48.5%	58.8%
% of FP17s for the same patient ID Re-attending between 3 & 9 months - Adults	1	127	0.8%	37.0%	39.1%	51.1%
% of FP17s for Band 1 Urgent Courses	0	69	0.0%	10.9%	10.6%	9.0%
% of FP17s Relating to Free Repair or Replacements	0	69	0.0%	0.5%	0.5%	0.8%
% of FP17s Relating to Continuations	0	69	0.0%	0.7%	0.7%	0.9%
% of Patients satisfied with the dentistry they have received	0	0	N/A	90.7%	90.5%	93.3%
% of Patients satisfied with the time they had to wait for an appointment	0	0	N/A	82.5%	85.1%	88.9%

* This is based on patients treated on this contract for their most recent course of treatment. Figures in italics indicate the base number of FP17s or Patient Questionnaire responses are less than 100. N/A is shown where the base number of responses is less than 10 during the period. % is calculated as Quantity/Base number*100

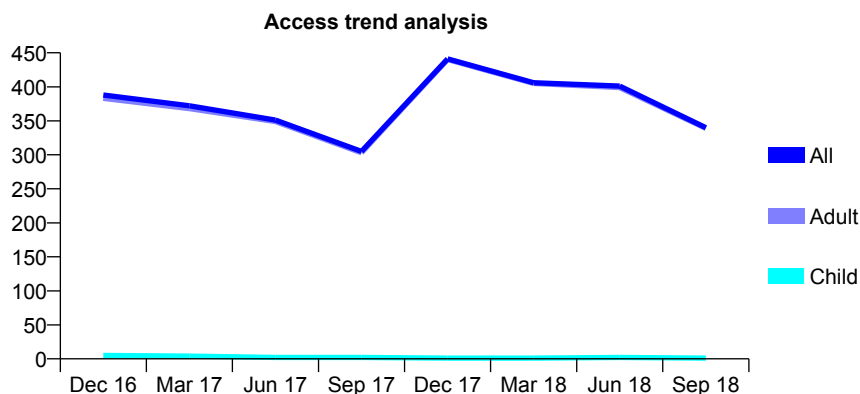
Q61 - Vital Signs At a Glance Contract Report for 118001/0008 - September 2018

Name or company name	Community Dental Service
Contract type name	PDS Contract
Purpose of contract	General
Contract start date	01/04/2014
Contract end date	31/03/2019

18/19 Contracted general activity (UDA)	900
Carry forward general activity (UDA)	0
18/19 Contracted orthodontic activity (UOA)	0
Carry forward orthodontic activity (UOA)	0
Baseline contract value	£56,626.64

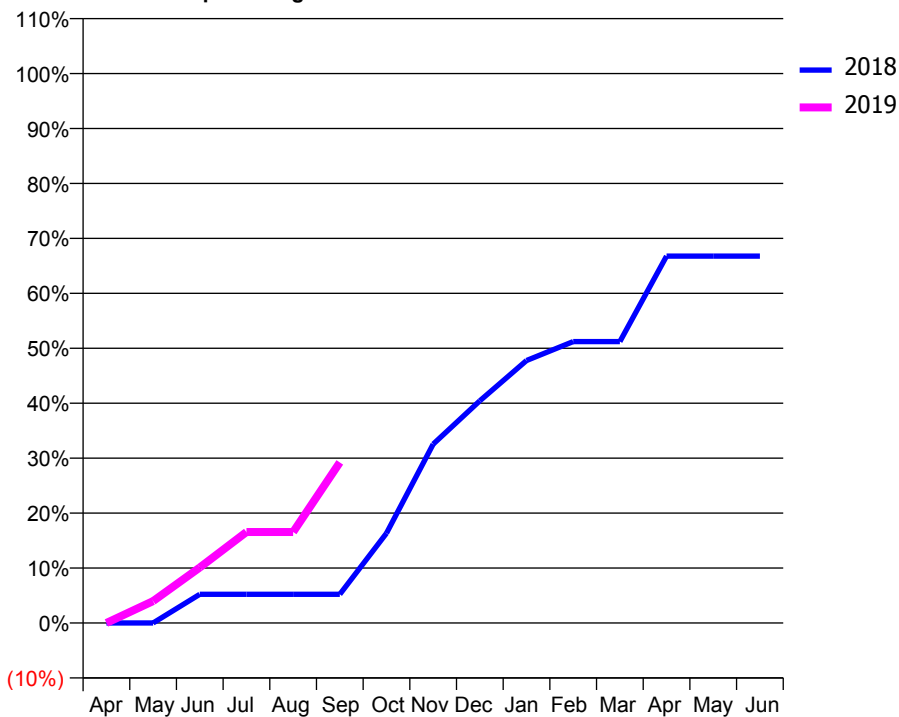
ACCESS*

Patients seen in 24 months	Total	Change since previous quarter
Quarter ending September 2017	305	
Quarter ending December 2017	441	↑
Quarter ending March 2018	406	↓
Quarter ending June 2018	401	↓
Quarter ending September 2018	340	↓
Variance since September 2017	11.5%	↑



ACTIVITY

Cumulative percentage of contracted UDA delivered 2018 & 2019



Month	Adjusted Scheduled Activity (UDA)	
	2018	2019
April	0	0
May	0	36
June	47	91
July	47	149
August	47	149
September	47	263
October	147	
November	293	
December	364	
January	430	
February	461	
March	461	
April	601	
May	601	
June	601	

QUALITY

	Quantity	Base Number	Contract	AT	Region	England
% of FP17s for the same patient ID Re-attending within 3 months - Children	0	1	0.0%	10.5%	11.5%	11.6%
% of FP17s for the same patient ID Re-attending within 3 months - Adults	0	143	0.0%	15.7%	16.5%	15.5%
% of FP17s for the same patient ID Re-attending between 3 & 9 months - Children	0	1	0.0%	44.8%	48.5%	58.8%
% of FP17s for the same patient ID Re-attending between 3 & 9 months - Adults	0	143	0.0%	37.0%	39.1%	51.1%
% of FP17s for Band 1 Urgent Courses	0	97	0.0%	10.9%	10.6%	9.0%
% of FP17s Relating to Free Repair or Replacements	0	97	0.0%	0.5%	0.5%	0.8%
% of FP17s Relating to Continuations	0	97	0.0%	0.7%	0.7%	0.9%
% of Patients satisfied with the dentistry they have received	0	0	N/A	90.7%	90.5%	93.3%
% of Patients satisfied with the time they had to wait for an appointment	0	0	N/A	82.5%	85.1%	88.9%

* This is based on patients treated on this contract for their most recent course of treatment. Figures in italics indicate the base number of FP17s or Patient Questionnaire responses are less than 100. N/A is shown where the base number of responses is less than 10 during the period. % is calculated as Quantity/Base number*100

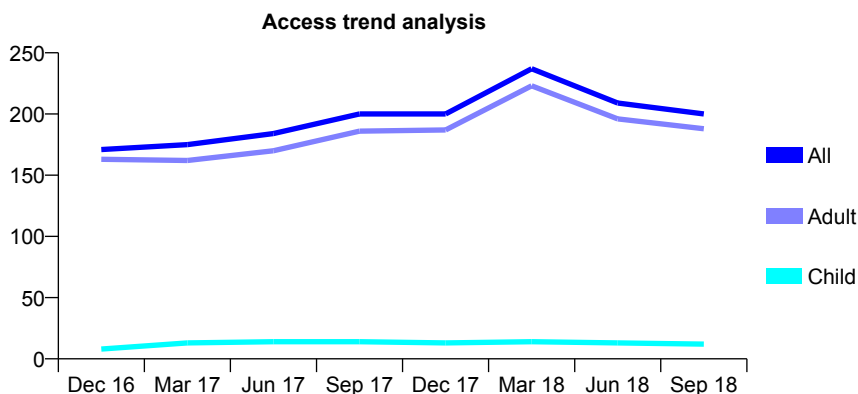
Q61 - Vital Signs At a Glance Contract Report for 118052/0001 - September 2018

Name or company name	Newham Family Dental Care Ltd
Contract type name	PDS Contract
Purpose of contract	General
Contract start date	20/04/2009
Contract end date	31/03/2019

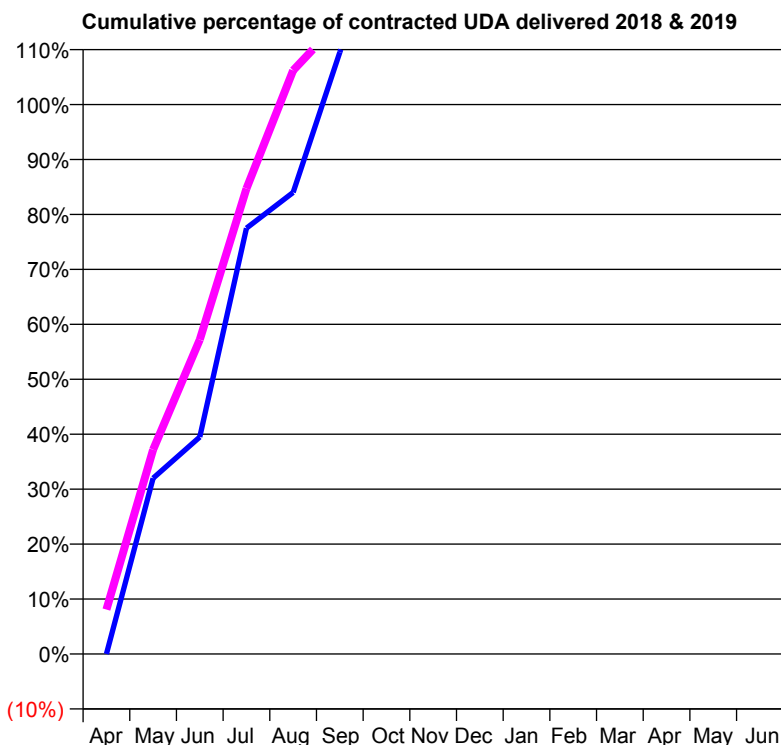
18/19 Contracted general activity (UDA)	200
Carry forward general activity (UDA)	0
18/19 Contracted orthodontic activity (UOA)	0
Carry forward orthodontic activity (UOA)	0
Baseline contract value	£49,542.11

ACCESS*

Patients seen in 24 months	Total	Change since previous quarter
Quarter ending September 2017	200	
Quarter ending December 2017	200	→
Quarter ending March 2018	237	↑
Quarter ending June 2018	209	↓
Quarter ending September 2018	200	↓
Variance since September 2017	0.0%	→



ACTIVITY



Month	Adjusted Scheduled Activity (UDA)	
	2018	2019
April	0	16
May	64	74
June	79	114
July	155	169
August	168	212
September	219	230
October	265	
November	295	
December	338	
January	401	
February	484	
March	560	
April	576	
May	576	
June	576	

QUALITY

	Quantity	Base Number	Contract	AT	Region	England
% of FP17s for the same patient ID Re-attending within 3 months - Children	0	11	0.0%	10.5%	11.5%	11.6%
% of FP17s for the same patient ID Re-attending within 3 months - Adults	0	75	0.0%	15.7%	16.5%	15.5%
% of FP17s for the same patient ID Re-attending between 3 & 9 months - Children	0	11	0.0%	44.8%	48.5%	58.8%
% of FP17s for the same patient ID Re-attending between 3 & 9 months - Adults	0	75	0.0%	37.0%	39.1%	51.1%
% of FP17s for Band 1 Urgent Courses	2	80	2.5%	10.9%	10.6%	9.0%
% of FP17s Relating to Free Repair or Replacements	0	80	0.0%	0.5%	0.5%	0.8%
% of FP17s Relating to Continuations	0	80	0.0%	0.7%	0.7%	0.9%
% of Patients satisfied with the dentistry they have received	0	0	N/A	90.7%	90.5%	93.3%
% of Patients satisfied with the time they had to wait for an appointment	0	0	N/A	82.5%	85.1%	88.9%

* This is based on patients treated on this contract for their most recent course of treatment. Figures in italics indicate the base number of FP17s or Patient Questionnaire responses are less than 100. N/A is shown where the base number of responses is less than 10 during the period. % is calculated as Quantity/Base number*100

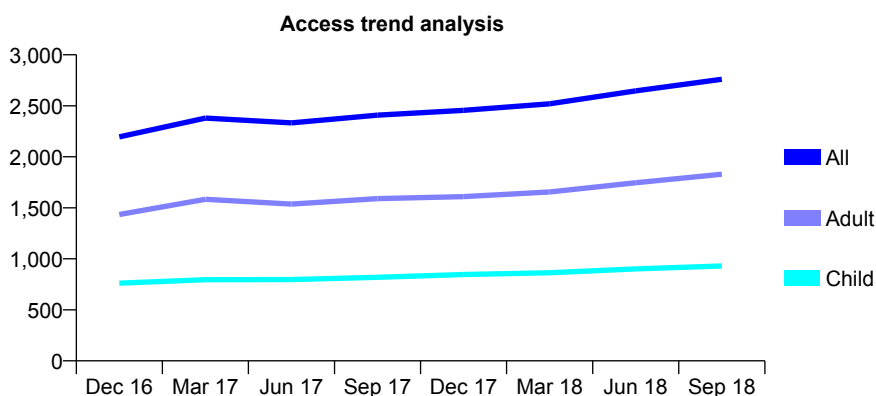
Q61 - Vital Signs At a Glance Contract Report for 118206/0001 - September 2018

Name or company name	Mr Chirag Patel and Mr Manish Patel
Contract type name	GDS Contract
Purpose of contract	General
Contract start date	01/06/2011
Contract end date	

18/19 Contracted general activity (UDA)	5,643
Carry forward general activity (UDA)	6
18/19 Contracted orthodontic activity (UOA)	0
Carry forward orthodontic activity (UOA)	0
Baseline contract value	£155,040.75

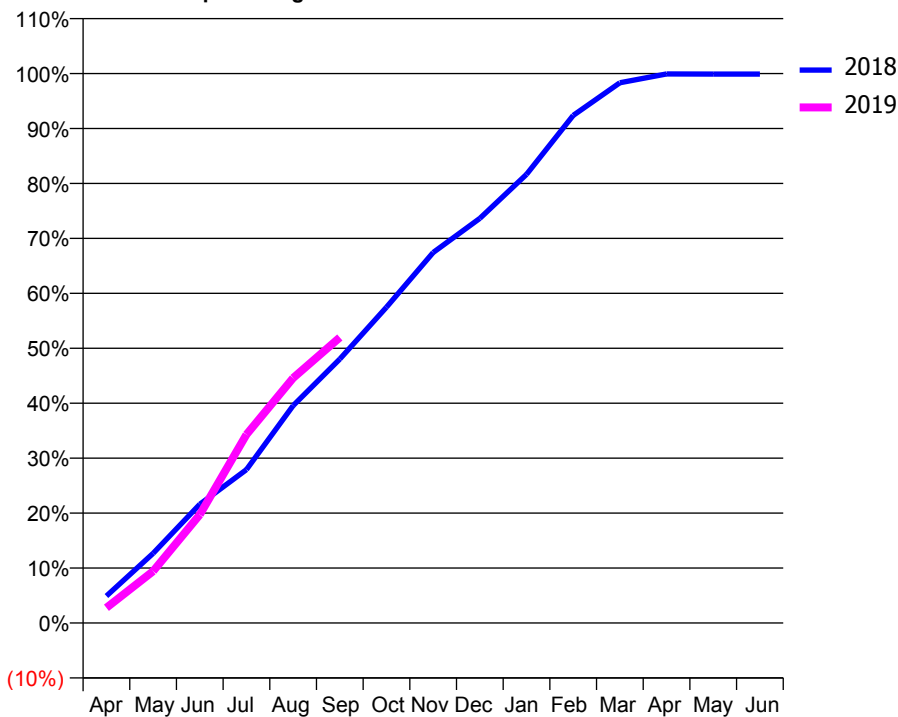
ACCESS*

Patients seen in 24 months	Total	Change since previous quarter
Quarter ending September 2017	2,409	
Quarter ending December 2017	2,456	→
Quarter ending March 2018	2,520	↑
Quarter ending June 2018	2,647	↑
Quarter ending September 2018	2,760	↑
Variance since September 2017	14.6%	↑



ACTIVITY

Cumulative percentage of contracted UDA delivered 2018 & 2019



Adjusted Scheduled Activity (UDA)

Month	2018	2019
April	277	157
May	716	532
June	1,220	1,112
July	1,576	1,936
August	2,233	2,516
September	2,710	2,932
October	3,243	
November	3,804	
December	4,155	
January	4,607	
February	5,213	
March	5,548	
April	5,638	
May	5,637	
June	5,637	

QUALITY

	Quantity	Base Number	Contract	AT	Region	England
% of FP17s for the same patient ID Re-attending within 3 months - Children	31	533	5.8%	10.5%	11.5%	11.6%
% of FP17s for the same patient ID Re-attending within 3 months - Adults	100	938	10.7%	15.7%	16.5%	15.5%
% of FP17s for the same patient ID Re-attending between 3 & 9 months - Children	249	533	46.7%	44.8%	48.5%	58.8%
% of FP17s for the same patient ID Re-attending between 3 & 9 months - Adults	239	938	25.5%	37.0%	39.1%	51.1%
% of FP17s for Band 1 Urgent Courses	96	1,419	6.8%	10.9%	10.6%	9.0%
% of FP17s Relating to Free Repair or Replacements	3	1,419	0.2%	0.5%	0.5%	0.8%
% of FP17s Relating to Continuations	23	1,419	1.6%	0.7%	0.7%	0.9%
% of Patients satisfied with the dentistry they have received	0	0	N/A	90.7%	90.5%	93.3%
% of Patients satisfied with the time they had to wait for an appointment	0	0	N/A	82.5%	85.1%	88.9%

* This is based on patients treated on this contract for their most recent course of treatment. Figures in italics indicate the base number of FP17s or Patient Questionnaire responses are less than 100. N/A is shown where the base number of responses is less than 10 during the period. % is calculated as Quantity/Base number*100

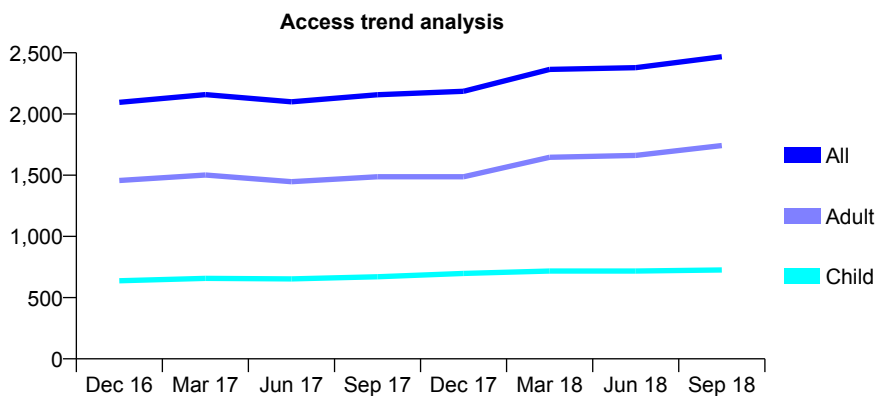
Q61 - Vital Signs At a Glance Contract Report for 118206/0002 - September 2018

Name or company name	Mr Chirag Patel and Mr Manish Patel
Contract type name	GDS Contract
Purpose of contract	General
Contract start date	01/10/2011
Contract end date	

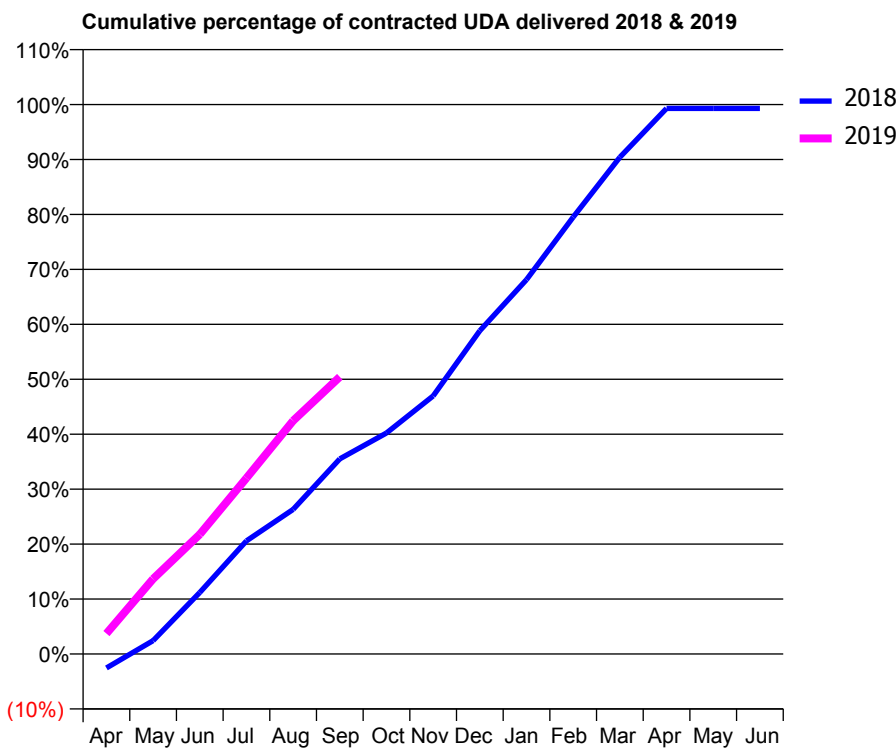
18/19 Contracted general activity (UDA)	4,674
Carry forward general activity (UDA)	33
18/19 Contracted orthodontic activity (UOA)	0
Carry forward orthodontic activity (UOA)	0
Baseline contract value	£129,363.24

ACCESS*

Patients seen in 24 months	Total	Change since previous quarter
Quarter ending September 2017	2,157	
Quarter ending December 2017	2,186	→
Quarter ending March 2018	2,364	↑
Quarter ending June 2018	2,379	→
Quarter ending September 2018	2,468	↑
Variance since September 2017	14.4%	↑



ACTIVITY



Month	Adjusted Scheduled Activity (UDA)	
	2018	2019
April	-120	174
May	114	639
June	524	1,018
July	963	1,497
August	1,231	1,985
September	1,660	2,358
October	1,880	
November	2,196	
December	2,750	
January	3,184	
February	3,717	
March	4,226	
April	4,641	
May	4,641	
June	4,641	

QUALITY

	Quantity	Base Number	Contract	AT	Region	England
% of FP17s for the same patient ID Re-attending within 3 months - Children	23	409	5.6%	10.5%	11.5%	11.6%
% of FP17s for the same patient ID Re-attending within 3 months - Adults	111	920	12.1%	15.7%	16.5%	15.5%
% of FP17s for the same patient ID Re-attending between 3 & 9 months - Children	186	409	45.5%	44.8%	48.5%	58.8%
% of FP17s for the same patient ID Re-attending between 3 & 9 months - Adults	237	920	25.8%	37.0%	39.1%	51.1%
% of FP17s for Band 1 Urgent Courses	95	1,115	8.5%	10.9%	10.6%	9.0%
% of FP17s Relating to Free Repair or Replacements	6	1,115	0.5%	0.5%	0.5%	0.8%
% of FP17s Relating to Continuations	11	1,115	1.0%	0.7%	0.7%	0.9%
% of Patients satisfied with the dentistry they have received	1	1	N/A	90.7%	90.5%	93.3%
% of Patients satisfied with the time they had to wait for an appointment	1	1	N/A	82.5%	85.1%	88.9%

* This is based on patients treated on this contract for their most recent course of treatment. Figures in italics indicate the base number of FP17s or Patient Questionnaire responses are less than 100. N/A is shown where the base number of responses is less than 10 during the period. % is calculated as Quantity/Base number*100

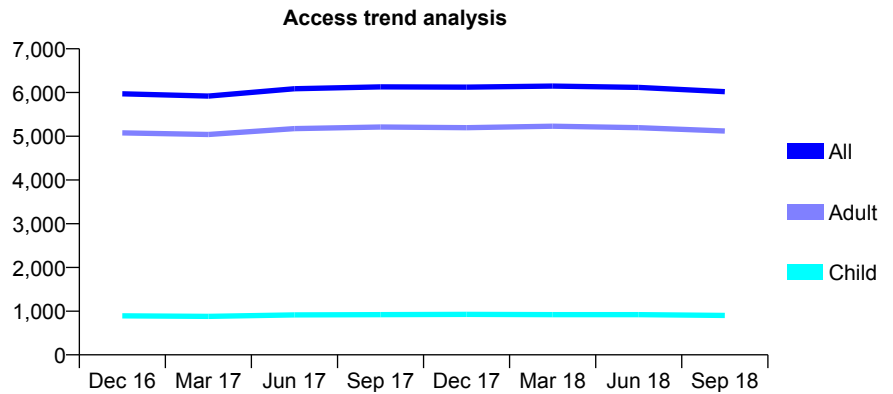
Q61 - Vital Signs At a Glance Contract Report for 119083/0001 - September 2018

Name or company name	Parkway Dental Care
Contract type name	GDS Contract
Purpose of contract	General
Contract start date	01/03/2011
Contract end date	

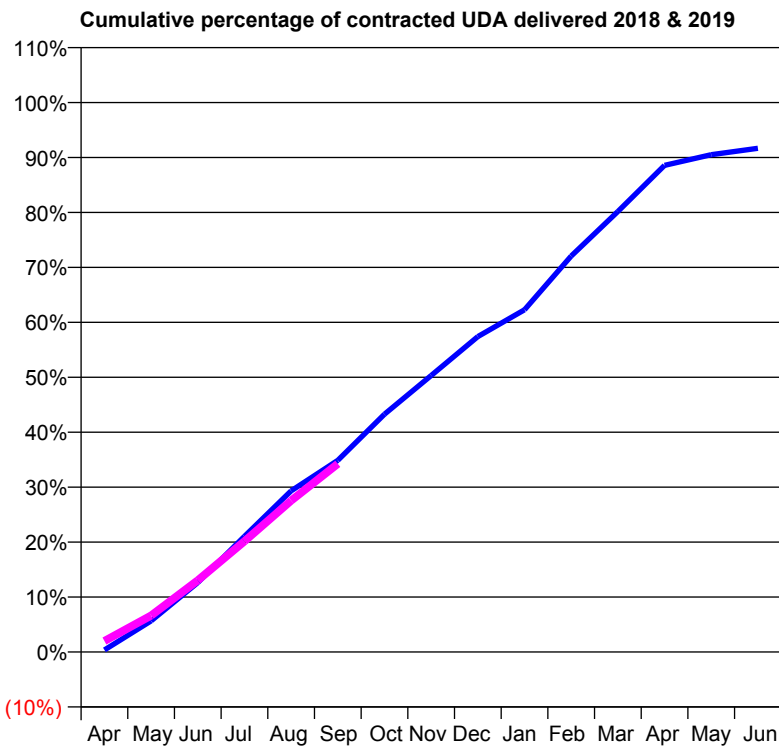
18/19 Contracted general activity (UDA)	19,435
Carry forward general activity (UDA)	0
18/19 Contracted orthodontic activity (UOA)	0
Carry forward orthodontic activity (UOA)	0
Baseline contract value	£419,125.34

ACCESS*

Patients seen in 24 months	Total	Change since previous quarter
Quarter ending September 2017	6,130	
Quarter ending December 2017	6,122	→
Quarter ending March 2018	6,149	→
Quarter ending June 2018	6,116	→
Quarter ending September 2018	6,019	↓
Variance since September 2017	(1.8%)	↓



ACTIVITY



Month	Adjusted Scheduled Activity (UDA)	
	2018	2019
April	71	391
May	1,101	1,292
June	2,455	2,536
July	4,093	3,918
August	5,698	5,356
September	6,778	6,659
October	8,411	
November	9,777	
December	11,157	
January	12,102	
February	14,004	
March	15,581	
April	17,211	
May	17,590	
June	17,817	

QUALITY

	Quantity	Base Number	Contract	AT	Region	England
% of FP17s for the same patient ID Re-attending within 3 months - Children	24	537	4.5%	10.5%	11.5%	11.6%
% of FP17s for the same patient ID Re-attending within 3 months - Adults	434	3,010	14.4%	15.7%	16.5%	15.5%
% of FP17s for the same patient ID Re-attending between 3 & 9 months - Children	282	537	52.5%	44.8%	48.5%	58.8%
% of FP17s for the same patient ID Re-attending between 3 & 9 months - Adults	1,400	3,010	46.5%	37.0%	39.1%	51.1%
% of FP17s for Band 1 Urgent Courses	278	3,031	9.2%	10.9%	10.6%	9.0%
% of FP17s Relating to Free Repair or Replacements	48	3,031	1.6%	0.5%	0.5%	0.8%
% of FP17s Relating to Continuations	0	3,031	0.0%	0.7%	0.7%	0.9%
% of Patients satisfied with the dentistry they have received	3	3	N/A	90.7%	90.5%	93.3%
% of Patients satisfied with the time they had to wait for an appointment	2	3	N/A	82.5%	85.1%	88.9%

* This is based on patients treated on this contract for their most recent course of treatment. Figures in italics indicate the base number of FP17s or Patient Questionnaire responses are less than 100. N/A is shown where the base number of responses is less than 10 during the period. % is calculated as Quantity/Base number*100

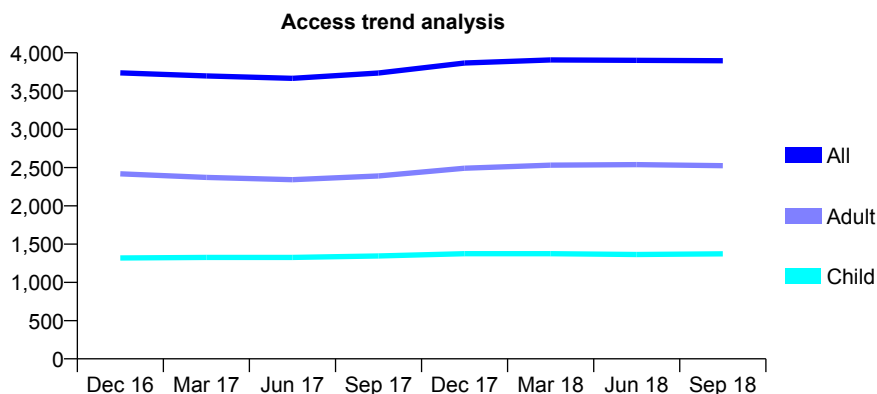
Q61 - Vital Signs At a Glance Contract Report for 119156/0001 - September 2018

Name or company name	Amshell Ltd
Contract type name	GDS Contract
Purpose of contract	General
Contract start date	01/10/2011
Contract end date	

18/19 Contracted general activity (UDA)	12,506
Carry forward general activity (UDA)	-40
18/19 Contracted orthodontic activity (UOA)	0
Carry forward orthodontic activity (UOA)	0
Baseline contract value	£526,140.31

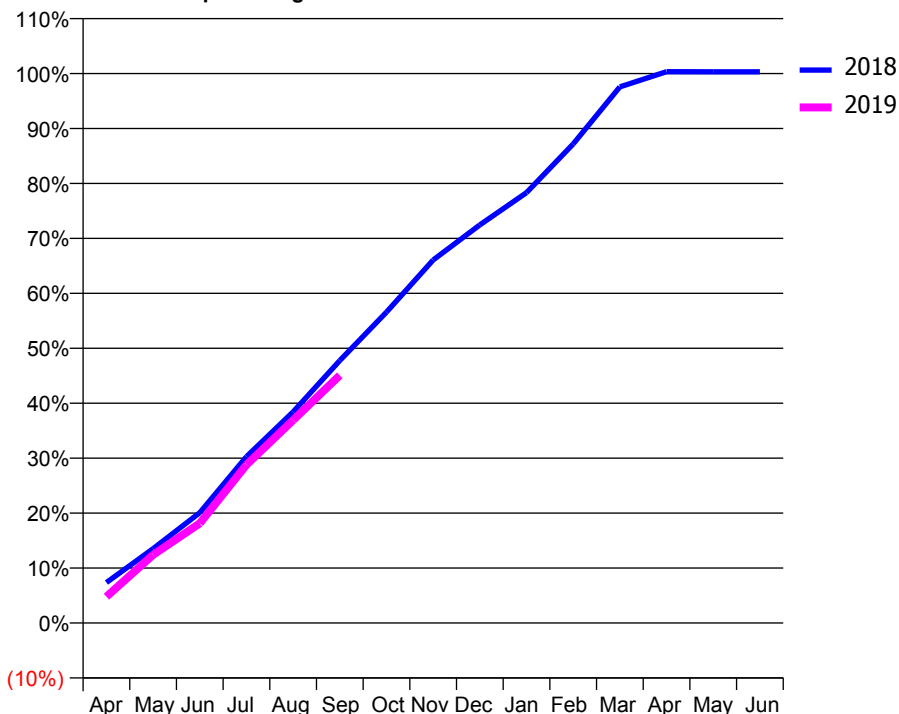
ACCESS*

Patients seen in 24 months	Total	Change since previous quarter
Quarter ending September 2017	3,736	
Quarter ending December 2017	3,866	↑
Quarter ending March 2018	3,906	→
Quarter ending June 2018	3,902	→
Quarter ending September 2018	3,897	→
Variance since September 2017	4.3%	↑



ACTIVITY

Cumulative percentage of contracted UDA delivered 2018 & 2019



Month	Adjusted Scheduled Activity (UDA)	
	2018	2019
April	921	599
May	1,693	1,551
June	2,510	2,269
July	3,787	3,601
August	4,804	4,618
September	5,973	5,638
October	7,076	
November	8,262	
December	9,060	
January	9,794	
February	10,903	
March	12,203	
April	12,546	
May	12,546	
June	12,546	

QUALITY

	Quantity	Base Number	Contract	AT	Region	England
% of FP17s for the same patient ID Re-attending within 3 months - Children	115	951	12.1%	10.5%	11.5%	11.6%
% of FP17s for the same patient ID Re-attending within 3 months - Adults	245	1,449	16.9%	15.7%	16.5%	15.5%
% of FP17s for the same patient ID Re-attending between 3 & 9 months - Children	431	951	45.3%	44.8%	48.5%	58.8%
% of FP17s for the same patient ID Re-attending between 3 & 9 months - Adults	450	1,449	31.1%	37.0%	39.1%	51.1%
% of FP17s for Band 1 Urgent Courses	418	2,269	18.4%	10.9%	10.6%	9.0%
% of FP17s Relating to Free Repair or Replacements	8	2,269	0.4%	0.5%	0.5%	0.8%
% of FP17s Relating to Continuations	1	2,269	0.0%	0.7%	0.7%	0.9%
% of Patients satisfied with the dentistry they have received	3	3	N/A	90.7%	90.5%	93.3%
% of Patients satisfied with the time they had to wait for an appointment	3	3	N/A	82.5%	85.1%	88.9%

* This is based on patients treated on this contract for their most recent course of treatment. Figures in italics indicate the base number of FP17s or Patient Questionnaire responses are less than 100. N/A is shown where the base number of responses is less than 10 during the period. % is calculated as Quantity/Base number*100

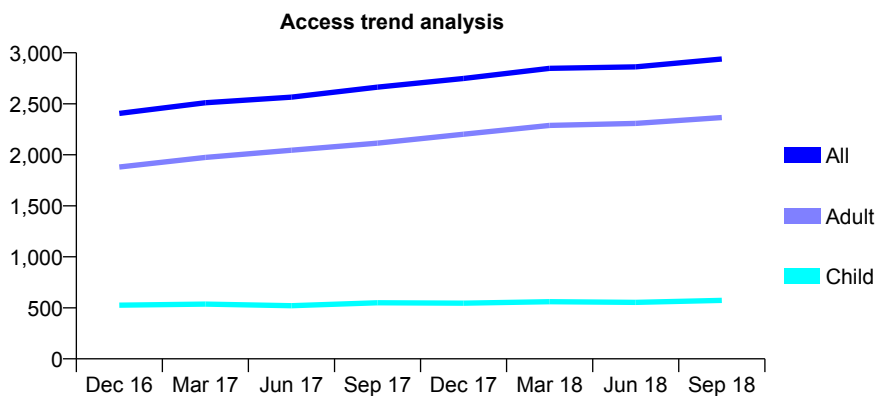
Q61 - Vital Signs At a Glance Contract Report for 119881/0001 - September 2018

Name or company name	Mr Ashish Patel
Contract type name	GDS Contract
Purpose of contract	General
Contract start date	01/08/2014
Contract end date	

18/19 Contracted general activity (UDA)	6,300
Carry forward general activity (UDA)	-9
18/19 Contracted orthodontic activity (UOA)	0
Carry forward orthodontic activity (UOA)	0
Baseline contract value	£144,871.41

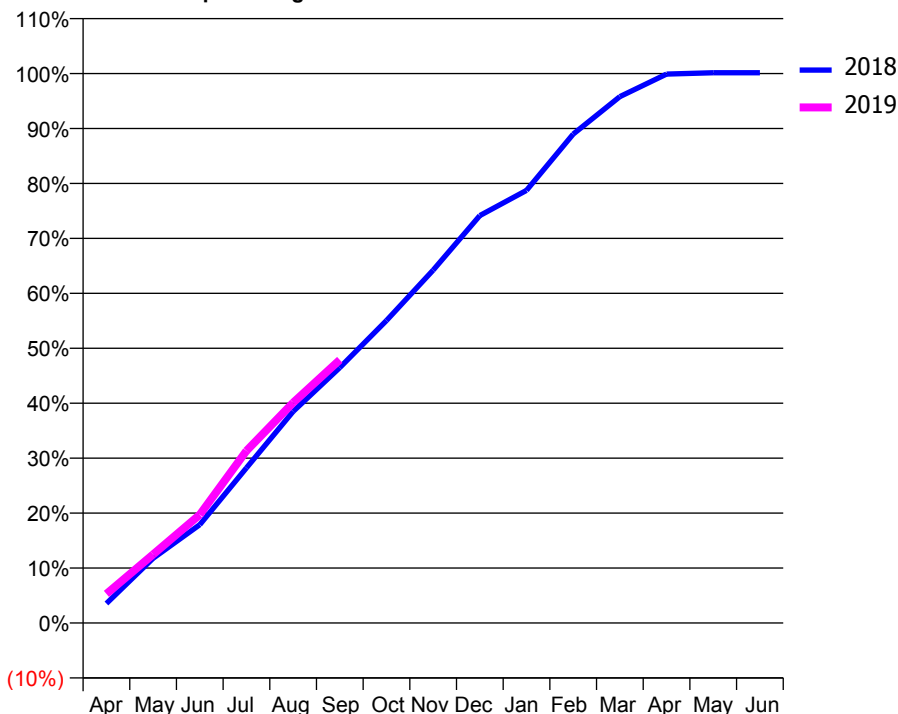
ACCESS*

Patients seen in 24 months	Total	Change since previous quarter
Quarter ending September 2017	2,664	
Quarter ending December 2017	2,748	↑
Quarter ending March 2018	2,848	↑
Quarter ending June 2018	2,862	→
Quarter ending September 2018	2,939	↑
Variance since September 2017	10.3%	↑



ACTIVITY

Cumulative percentage of contracted UDA delivered 2018 & 2019



Month	Adjusted Scheduled Activity (UDA)	
	2018	2019
April	223	335
May	742	787
June	1,127	1,241
July	1,779	1,975
August	2,425	2,527
September	2,929	3,018
October	3,468	
November	4,047	
December	4,672	
January	4,960	
February	5,606	
March	6,035	
April	6,293	
May	6,309	
June	6,309	

QUALITY

	Quantity	Base Number	Contract	AT	Region	England
% of FP17s for the same patient ID Re-attending within 3 months - Children	28	387	7.2%	10.5%	11.5%	11.6%
% of FP17s for the same patient ID Re-attending within 3 months - Adults	138	1,157	11.9%	15.7%	16.5%	15.5%
% of FP17s for the same patient ID Re-attending between 3 & 9 months - Children	150	387	38.8%	44.8%	48.5%	58.8%
% of FP17s for the same patient ID Re-attending between 3 & 9 months - Adults	349	1,157	30.2%	37.0%	39.1%	51.1%
% of FP17s for Band 1 Urgent Courses	253	1,441	17.6%	10.9%	10.6%	9.0%
% of FP17s Relating to Free Repair or Replacements	4	1,441	0.3%	0.5%	0.5%	0.8%
% of FP17s Relating to Continuations	6	1,441	0.4%	0.7%	0.7%	0.9%
% of Patients satisfied with the dentistry they have received	1	1	N/A	90.7%	90.5%	93.3%
% of Patients satisfied with the time they had to wait for an appointment	1	1	N/A	82.5%	85.1%	88.9%

* This is based on patients treated on this contract for their most recent course of treatment. Figures in italics indicate the base number of FP17s or Patient Questionnaire responses are less than 100. N/A is shown where the base number of responses is less than 10 during the period. % is calculated as Quantity/Base number*100

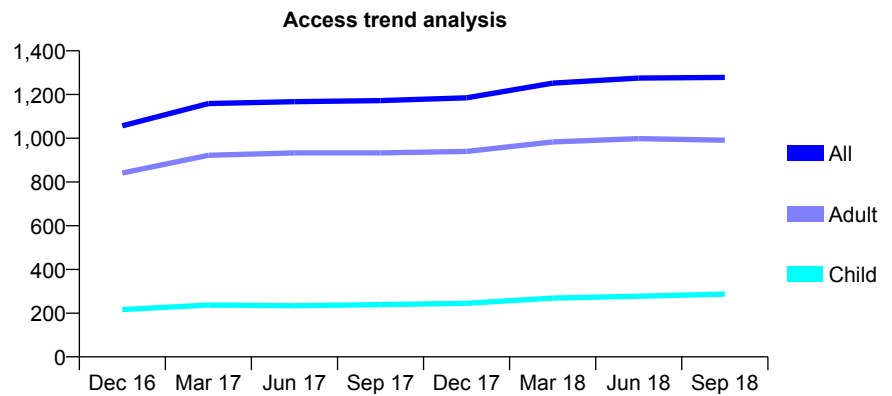
Q61 - Vital Signs At a Glance Contract Report for 120219/0001 - September 2018

Name or company name	SMILEDENT - Green Lanes
Contract type name	GDS Contract
Purpose of contract	General
Contract start date	01/04/2015
Contract end date	

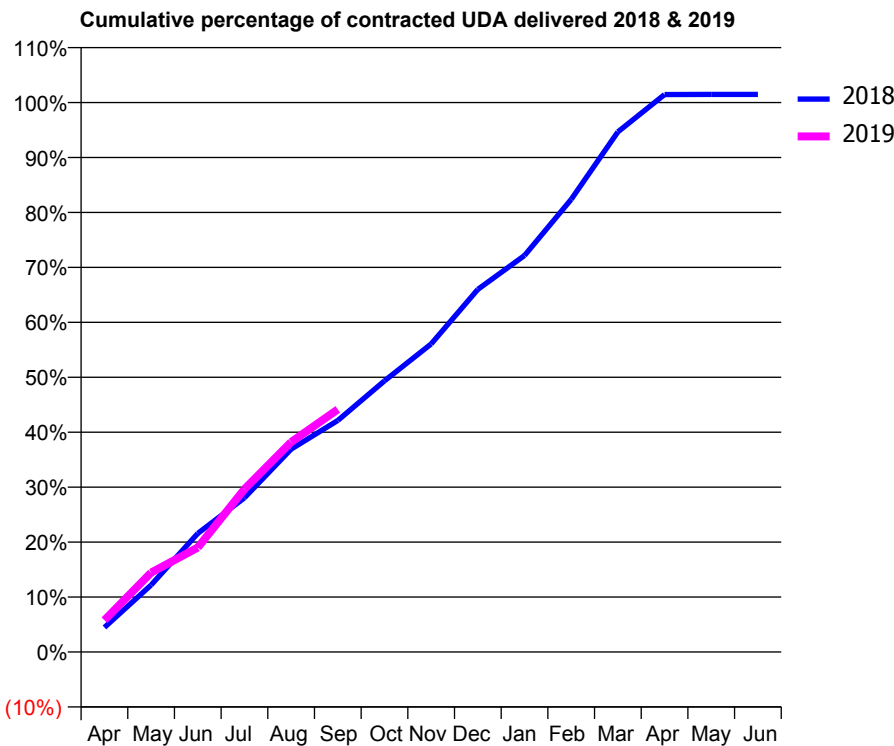
18/19 Contracted general activity (UDA)	3,786
Carry forward general activity (UDA)	-56
18/19 Contracted orthodontic activity (UOA)	0
Carry forward orthodontic activity (UOA)	0
Baseline contract value	£105,839.08

ACCESS*

Patients seen in 24 months	Total	Change since previous quarter
Quarter ending September 2017	1,172	
Quarter ending December 2017	1,185	→
Quarter ending March 2018	1,252	↑
Quarter ending June 2018	1,275	→
Quarter ending September 2018	1,278	→
Variance since September 2017	9.0%	↑



ACTIVITY



Month	Adjusted Scheduled Activity (UDA)	
	2018	2019
April	169	219
May	461	547
June	817	720
July	1,063	1,122
August	1,398	1,447
September	1,595	1,672
October	1,868	
November	2,123	
December	2,499	
January	2,732	
February	3,119	
March	3,584	
April	3,841	
May	3,842	
June	3,842	

QUALITY

	Quantity	Base Number	Contract	AT	Region	England
% of FP17s for the same patient ID Re-attending within 3 months - Children	13	203	6.4%	10.5%	11.5%	11.6%
% of FP17s for the same patient ID Re-attending within 3 months - Adults	96	592	16.2%	15.7%	16.5%	15.5%
% of FP17s for the same patient ID Re-attending between 3 & 9 months - Children	89	203	43.8%	44.8%	48.5%	58.8%
% of FP17s for the same patient ID Re-attending between 3 & 9 months - Adults	262	592	44.3%	37.0%	39.1%	51.1%
% of FP17s for Band 1 Urgent Courses	99	696	14.2%	10.9%	10.6%	9.0%
% of FP17s Relating to Free Repair or Replacements	5	696	0.7%	0.5%	0.5%	0.8%
% of FP17s Relating to Continuations	0	696	0.0%	0.7%	0.7%	0.9%
% of Patients satisfied with the dentistry they have received	1	1	N/A	90.7%	90.5%	93.3%
% of Patients satisfied with the time they had to wait for an appointment	1	1	N/A	82.5%	85.1%	88.9%

* This is based on patients treated on this contract for their most recent course of treatment. Figures in italics indicate the base number of FP17s or Patient Questionnaire responses are less than 100. N/A is shown where the base number of responses is less than 10 during the period. % is calculated as Quantity/Base number*100

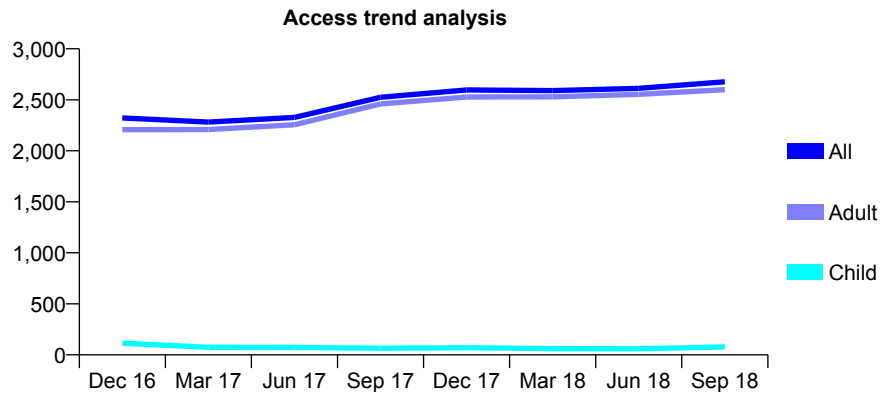
Q61 - Vital Signs At a Glance Contract Report for 120340/0001 - September 2018

Name or company name	MR MR MANBAJOOD
Contract type name	GDS Contract
Purpose of contract	General
Contract start date	11/04/2013
Contract end date	

18/19 Contracted general activity (UDA)	3,657
Carry forward general activity (UDA)	-37
18/19 Contracted orthodontic activity (UOA)	0
Carry forward orthodontic activity (UOA)	0
Baseline contract value	£105,929.75

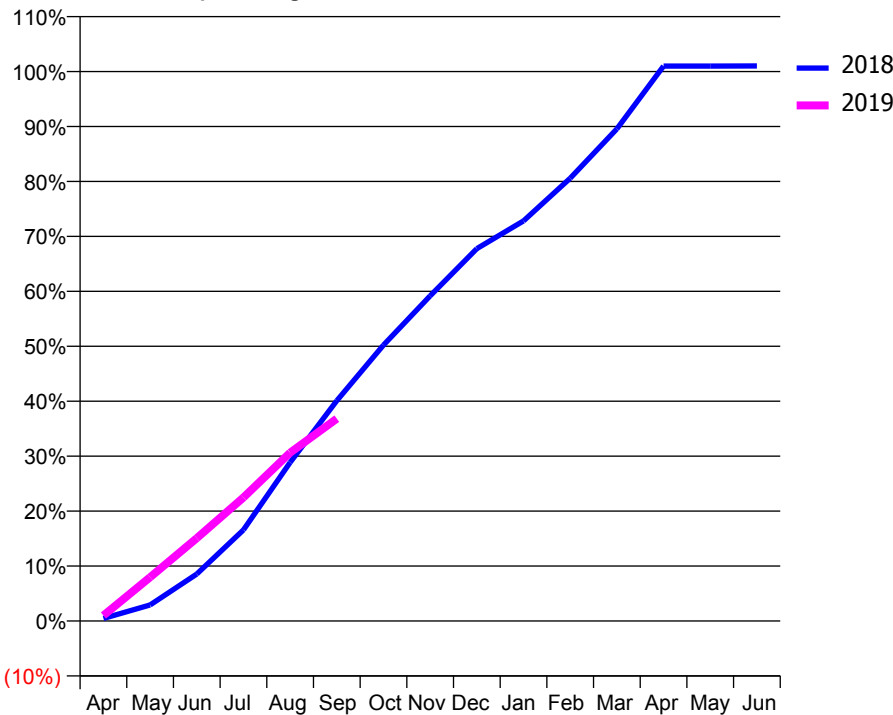
ACCESS*

Patients seen in 24 months	Total	Change since previous quarter
Quarter ending September 2017	2,525	
Quarter ending December 2017	2,597	↑
Quarter ending March 2018	2,590	→
Quarter ending June 2018	2,613	→
Quarter ending September 2018	2,677	↑
Variance since September 2017	6.0%	↑



ACTIVITY

Cumulative percentage of contracted UDA delivered 2018 & 2019



Month	Adjusted Scheduled Activity (UDA)	
	2018	2019
April	17	37
May	107	292
June	313	551
July	607	822
August	1,055	1,120
September	1,466	1,347
October	1,836	
November	2,164	
December	2,478	
January	2,663	
February	2,947	
March	3,275	
April	3,693	
May	3,693	
June	3,694	

QUALITY

	Quantity	Base Number	Contract	AT	Region	England
% of FP17s for the same patient ID Re-attending within 3 months - Children	2	48	4.2%	10.5%	11.5%	11.6%
% of FP17s for the same patient ID Re-attending within 3 months - Adults	73	1,083	6.7%	15.7%	16.5%	15.5%
% of FP17s for the same patient ID Re-attending between 3 & 9 months - Children	12	48	25.0%	44.8%	48.5%	58.8%
% of FP17s for the same patient ID Re-attending between 3 & 9 months - Adults	161	1,083	14.9%	37.0%	39.1%	51.1%
% of FP17s for Band 1 Urgent Courses	128	874	14.6%	10.9%	10.6%	9.0%
% of FP17s Relating to Free Repair or Replacements	1	874	0.1%	0.5%	0.5%	0.8%
% of FP17s Relating to Continuations	1	874	0.1%	0.7%	0.7%	0.9%
% of Patients satisfied with the dentistry they have received	0	0	N/A	90.7%	90.5%	93.3%
% of Patients satisfied with the time they had to wait for an appointment	0	0	N/A	82.5%	85.1%	88.9%

* This is based on patients treated on this contract for their most recent course of treatment. Figures in italics indicate the base number of FP17s or Patient Questionnaire responses are less than 100. N/A is shown where the base number of responses is less than 10 during the period. % is calculated as Quantity/Base number*100

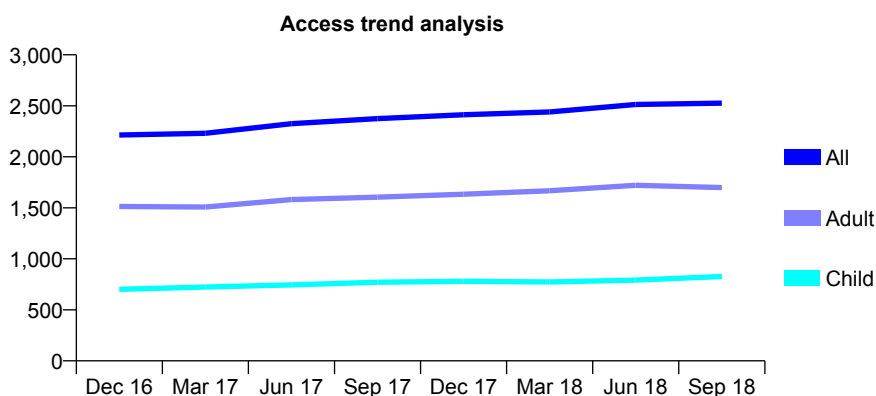
Q61 - Vital Signs At a Glance Contract Report for 121592/0001 - September 2018

Name or company name	Colney Hatch Dental Practice Ltd
Contract type name	GDS Contract
Purpose of contract	General
Contract start date	01/07/2008
Contract end date	

18/19 Contracted general activity (UDA)	5,744
Carry forward general activity (UDA)	0
18/19 Contracted orthodontic activity (UOA)	0
Carry forward orthodontic activity (UOA)	0
Baseline contract value	£183,379.97

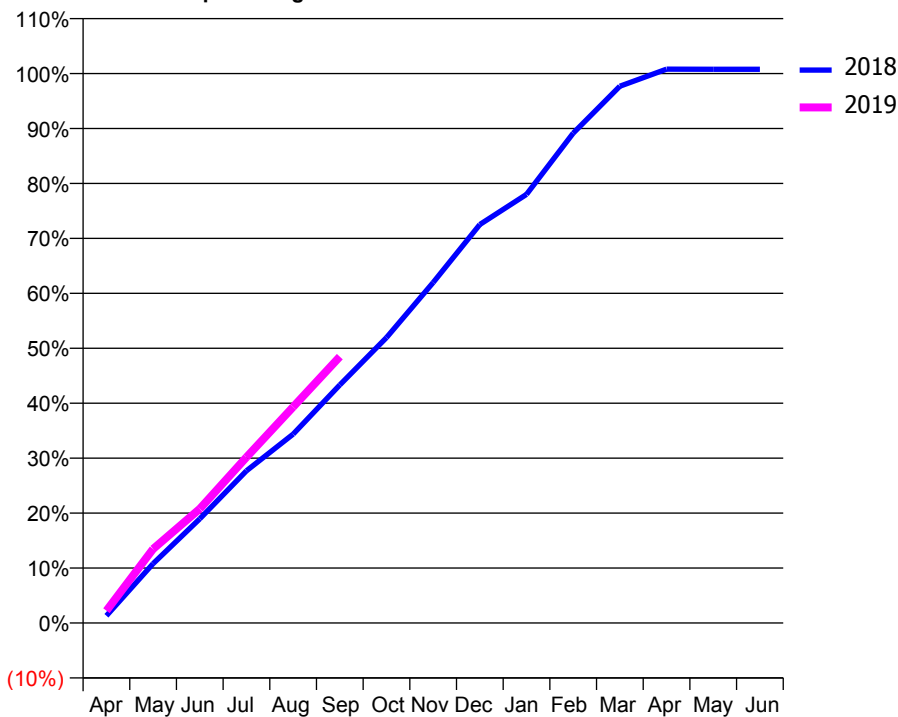
ACCESS*

Patients seen in 24 months	Total	Change since previous quarter
Quarter ending September 2017	2,374	
Quarter ending December 2017	2,413	→
Quarter ending March 2018	2,440	→
Quarter ending June 2018	2,513	↑
Quarter ending September 2018	2,526	→
Variance since September 2017	6.4%	↑



ACTIVITY

Cumulative percentage of contracted UDA delivered 2018 & 2019



Month	Adjusted Scheduled Activity (UDA)	
	2018	2019
April	76	129
May	621	775
June	1,089	1,194
July	1,591	1,733
August	1,974	2,258
September	2,488	2,784
October	2,983	
November	3,560	
December	4,165	
January	4,481	
February	5,121	
March	5,612	
April	5,789	
May	5,788	
June	5,788	

QUALITY

	Quantity	Base Number	Contract	AT	Region	England
% of FP17s for the same patient ID Re-attending within 3 months - Children	46	595	7.7%	10.5%	11.5%	11.6%
% of FP17s for the same patient ID Re-attending within 3 months - Adults	150	953	15.7%	15.7%	16.5%	15.5%
% of FP17s for the same patient ID Re-attending between 3 & 9 months - Children	324	595	54.5%	44.8%	48.5%	58.8%
% of FP17s for the same patient ID Re-attending between 3 & 9 months - Adults	365	953	38.3%	37.0%	39.1%	51.1%
% of FP17s for Band 1 Urgent Courses	219	1,470	14.9%	10.9%	10.6%	9.0%
% of FP17s Relating to Free Repair or Replacements	4	1,470	0.3%	0.5%	0.5%	0.8%
% of FP17s Relating to Continuations	2	1,470	0.1%	0.7%	0.7%	0.9%
% of Patients satisfied with the dentistry they have received	2	2	N/A	90.7%	90.5%	93.3%
% of Patients satisfied with the time they had to wait for an appointment	2	2	N/A	82.5%	85.1%	88.9%

* This is based on patients treated on this contract for their most recent course of treatment. Figures in italics indicate the base number of FP17s or Patient Questionnaire responses are less than 100. N/A is shown where the base number of responses is less than 10 during the period. % is calculated as Quantity/Base number*100

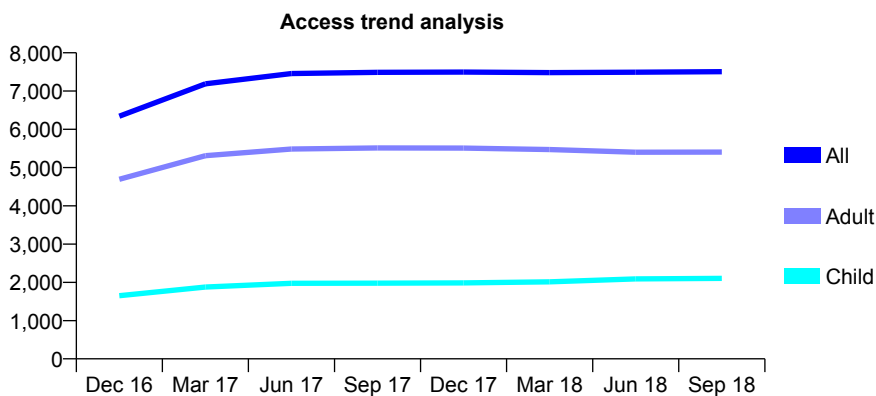
Q61 - Vital Signs At a Glance Contract Report for 122734/0001 - September 2018

Name or company name	Woodford Partnership
Contract type name	GDS Contract
Purpose of contract	General
Contract start date	01/02/2015
Contract end date	

18/19 Contracted general activity (UDA)	18,678
Carry forward general activity (UDA)	0
18/19 Contracted orthodontic activity (UOA)	0
Carry forward orthodontic activity (UOA)	0
Baseline contract value	£466,451.82

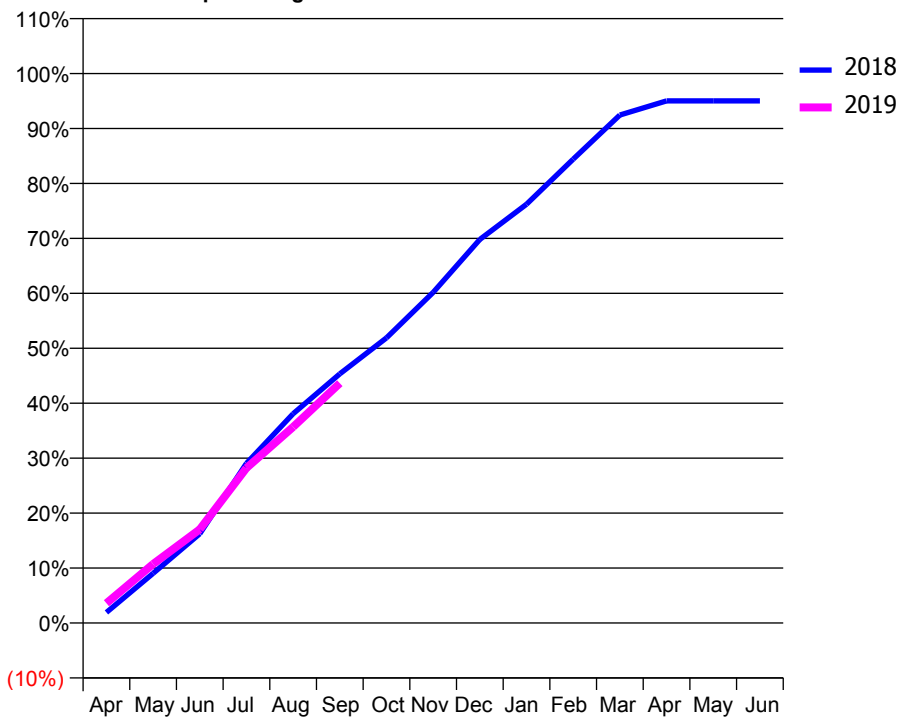
ACCESS*

Patients seen in 24 months	Total	Change since previous quarter
Quarter ending September 2017	7,491	
Quarter ending December 2017	7,496	→
Quarter ending March 2018	7,484	→
Quarter ending June 2018	7,492	→
Quarter ending September 2018	7,506	→
Variance since September 2017	0.2%	→



ACTIVITY

Cumulative percentage of contracted UDA delivered 2018 & 2019



Month	Adjusted Scheduled Activity (UDA)	
	2018	2019
April	362	673
May	1,688	2,007
June	3,033	3,182
July	5,427	5,269
August	7,116	6,665
September	8,471	8,154
October	9,695	
November	11,238	
December	13,036	
January	14,232	
February	15,766	
March	17,268	
April	17,747	
May	17,747	
June	17,748	

QUALITY

	Quantity	Base Number	Contract	AT	Region	England
% of FP17s for the same patient ID Re-attending within 3 months - Children	101	1,321	7.6%	10.5%	11.5%	11.6%
% of FP17s for the same patient ID Re-attending within 3 months - Adults	381	2,645	14.4%	15.7%	16.5%	15.5%
% of FP17s for the same patient ID Re-attending between 3 & 9 months - Children	561	1,321	42.5%	44.8%	48.5%	58.8%
% of FP17s for the same patient ID Re-attending between 3 & 9 months - Adults	947	2,645	35.8%	37.0%	39.1%	51.1%
% of FP17s for Band 1 Urgent Courses	345	3,781	9.1%	10.9%	10.6%	9.0%
% of FP17s Relating to Free Repair or Replacements	11	3,781	0.3%	0.5%	0.5%	0.8%
% of FP17s Relating to Continuations	64	3,781	1.7%	0.7%	0.7%	0.9%
% of Patients satisfied with the dentistry they have received	5	5	N/A	90.7%	90.5%	93.3%
% of Patients satisfied with the time they had to wait for an appointment	4	5	N/A	82.5%	85.1%	88.9%

* This is based on patients treated on this contract for their most recent course of treatment. Figures in italics indicate the base number of FP17s or Patient Questionnaire responses are less than 100. N/A is shown where the base number of responses is less than 10 during the period. % is calculated as Quantity/Base number*100

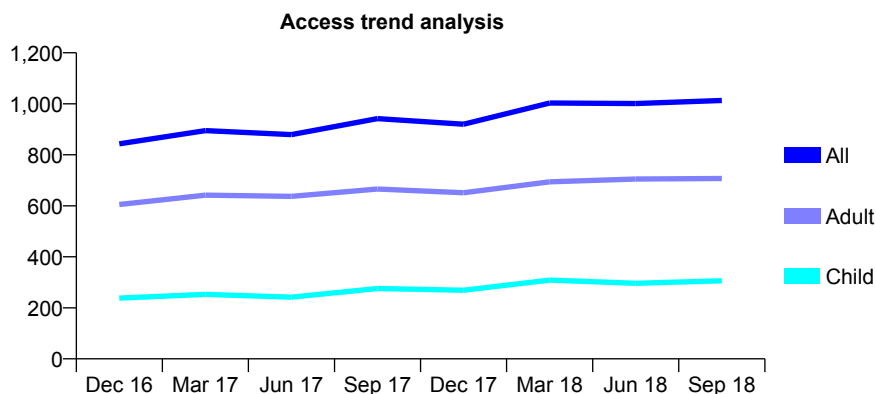
Q61 - Vital Signs At a Glance Contract Report for 122831/0001 - September 2018

Name or company name	Mrs N Mistry & Miss P Mistry
Contract type name	GDS Contract
Purpose of contract	General
Contract start date	01/02/2012
Contract end date	

18/19 Contracted general activity (UDA)	1,902
Carry forward general activity (UDA)	-38
18/19 Contracted orthodontic activity (UOA)	0
Carry forward orthodontic activity (UOA)	0
Baseline contract value	£49,607.27

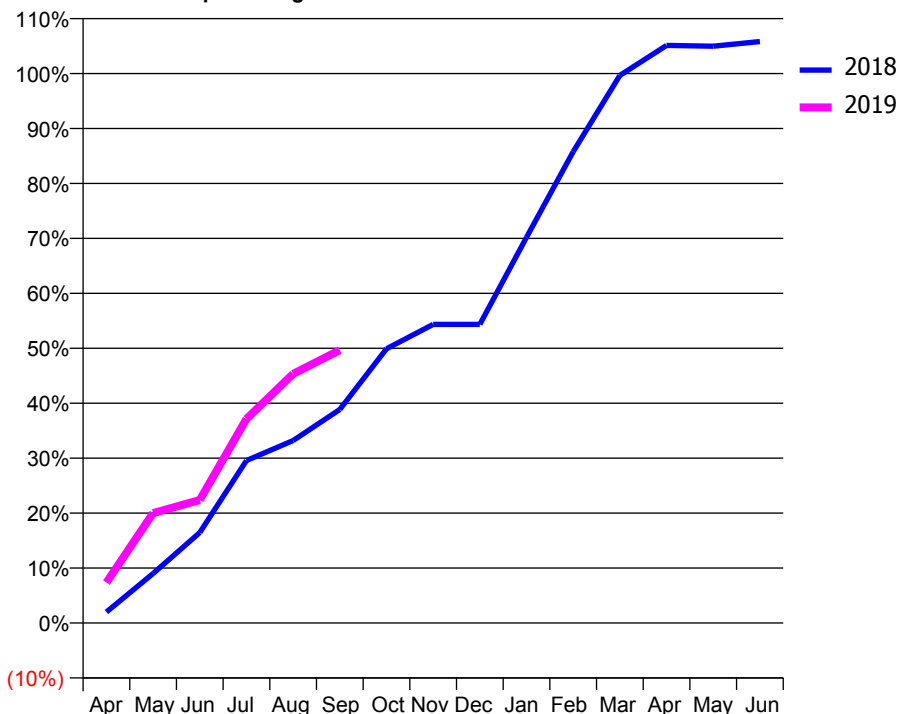
ACCESS*

Patients seen in 24 months	Total	Change since previous quarter
Quarter ending September 2017	942	
Quarter ending December 2017	920	↓
Quarter ending March 2018	1,003	↑
Quarter ending June 2018	1,001	→
Quarter ending September 2018	1,013	→
Variance since September 2017	7.5%	↑



ACTIVITY

Cumulative percentage of contracted UDA delivered 2018 & 2019



Adjusted Scheduled Activity (UDA)

Month	2018	2019
April	38	140
May	171	380
June	313	426
July	562	706
August	632	862
September	739	945
October	949	
November	1,034	
December	1,034	
January	1,335	
February	1,631	
March	1,895	
April	1,999	
May	1,996	
June	2,013	

QUALITY

	Quantity	Base Number	Contract	AT	Region	England
% of FP17s for the same patient ID Re-attending within 3 months - Children	13	185	7.0%	10.5%	11.5%	11.6%
% of FP17s for the same patient ID Re-attending within 3 months - Adults	42	351	12.0%	15.7%	16.5%	15.5%
% of FP17s for the same patient ID Re-attending between 3 & 9 months - Children	76	185	41.1%	44.8%	48.5%	58.8%
% of FP17s for the same patient ID Re-attending between 3 & 9 months - Adults	107	351	30.5%	37.0%	39.1%	51.1%
% of FP17s for Band 1 Urgent Courses	59	472	12.5%	10.9%	10.6%	9.0%
% of FP17s Relating to Free Repair or Replacements	1	472	0.2%	0.5%	0.5%	0.8%
% of FP17s Relating to Continuations	0	472	0.0%	0.7%	0.7%	0.9%
% of Patients satisfied with the dentistry they have received	0	0	N/A	90.7%	90.5%	93.3%
% of Patients satisfied with the time they had to wait for an appointment	0	0	N/A	82.5%	85.1%	88.9%

* This is based on patients treated on this contract for their most recent course of treatment. Figures in italics indicate the base number of FP17s or Patient Questionnaire responses are less than 100. N/A is shown where the base number of responses is less than 10 during the period. % is calculated as Quantity/Base number*100

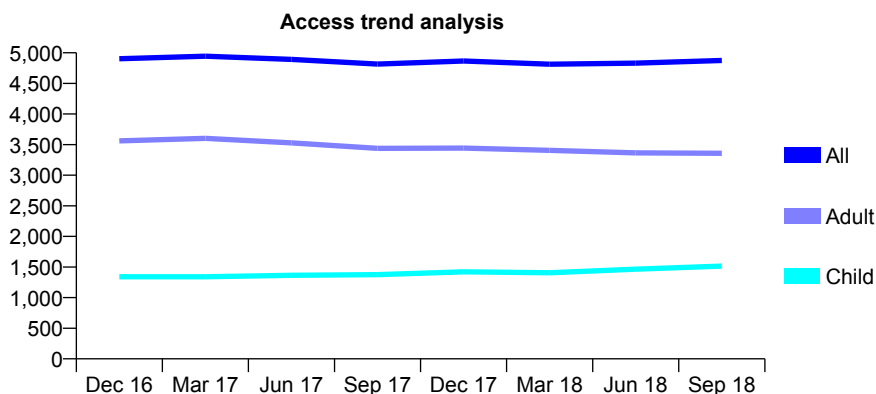
Q61 - Vital Signs At a Glance Contract Report for 123331/0001 - September 2018

Name or company name	East India Dock Road Dental Practice
Contract type name	GDS Contract
Purpose of contract	General
Contract start date	01/04/2007
Contract end date	

18/19 Contracted general activity (UDA)	13,697
Carry forward general activity (UDA)	1,511
18/19 Contracted orthodontic activity (UOA)	0
Carry forward orthodontic activity (UOA)	0
Baseline contract value	£401,495.82

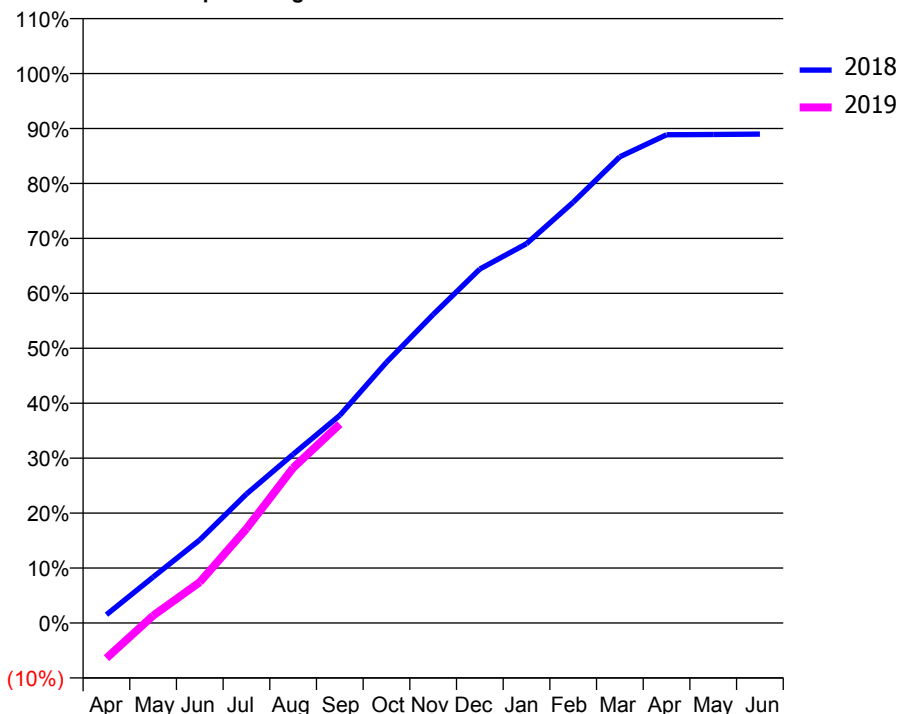
ACCESS*

Patients seen in 24 months	Total	Change since previous quarter
Quarter ending September 2017	4,815	
Quarter ending December 2017	4,866	→
Quarter ending March 2018	4,813	↓
Quarter ending June 2018	4,831	→
Quarter ending September 2018	4,874	→
Variance since September 2017	1.2%	→



ACTIVITY

Cumulative percentage of contracted UDA delivered 2018 & 2019



Month	Adjusted Scheduled Activity (UDA)	
	2018	2019
April	207	-878
May	1,145	185
June	2,073	1,020
July	3,216	2,350
August	4,206	3,869
September	5,176	4,956
October	6,499	
November	7,690	
December	8,823	
January	9,455	
February	10,489	
March	11,623	
April	12,170	
May	12,178	
June	12,186	

QUALITY

	Quantity	Base Number	Contract	AT	Region	England
% of FP17s for the same patient ID Re-attending within 3 months - Children	25	941	2.7%	10.5%	11.5%	11.6%
% of FP17s for the same patient ID Re-attending within 3 months - Adults	198	1,787	11.1%	15.7%	16.5%	15.5%
% of FP17s for the same patient ID Re-attending between 3 & 9 months - Children	360	941	38.3%	44.8%	48.5%	58.8%
% of FP17s for the same patient ID Re-attending between 3 & 9 months - Adults	575	1,787	32.2%	37.0%	39.1%	51.1%
% of FP17s for Band 1 Urgent Courses	192	2,547	7.5%	10.9%	10.6%	9.0%
% of FP17s Relating to Free Repair or Replacements	10	2,547	0.4%	0.5%	0.5%	0.8%
% of FP17s Relating to Continuations	7	2,547	0.3%	0.7%	0.7%	0.9%
% of Patients satisfied with the dentistry they have received	1	1	N/A	90.7%	90.5%	93.3%
% of Patients satisfied with the time they had to wait for an appointment	1	1	N/A	82.5%	85.1%	88.9%

* This is based on patients treated on this contract for their most recent course of treatment. Figures in italics indicate the base number of FP17s or Patient Questionnaire responses are less than 100. N/A is shown where the base number of responses is less than 10 during the period. % is calculated as Quantity/Base number*100

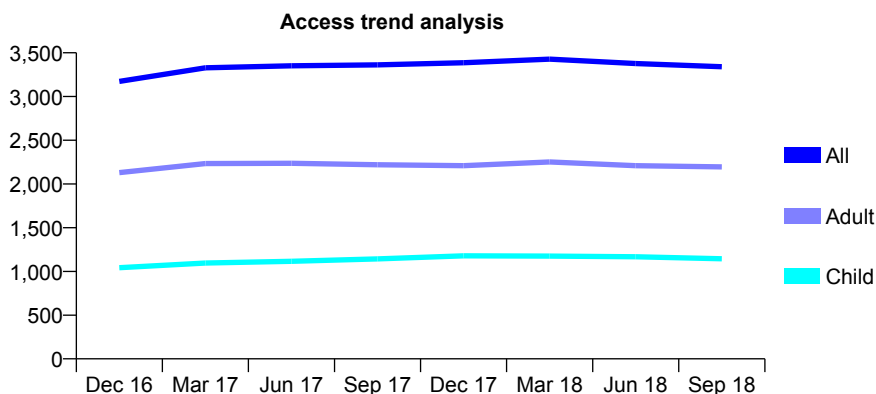
Q61 - Vital Signs At a Glance Contract Report for 124699/0001 - September 2018

Name or company name	Finchley Dental Care Practice Partnership
Contract type name	GDS Contract
Purpose of contract	General
Contract start date	01/03/2015
Contract end date	

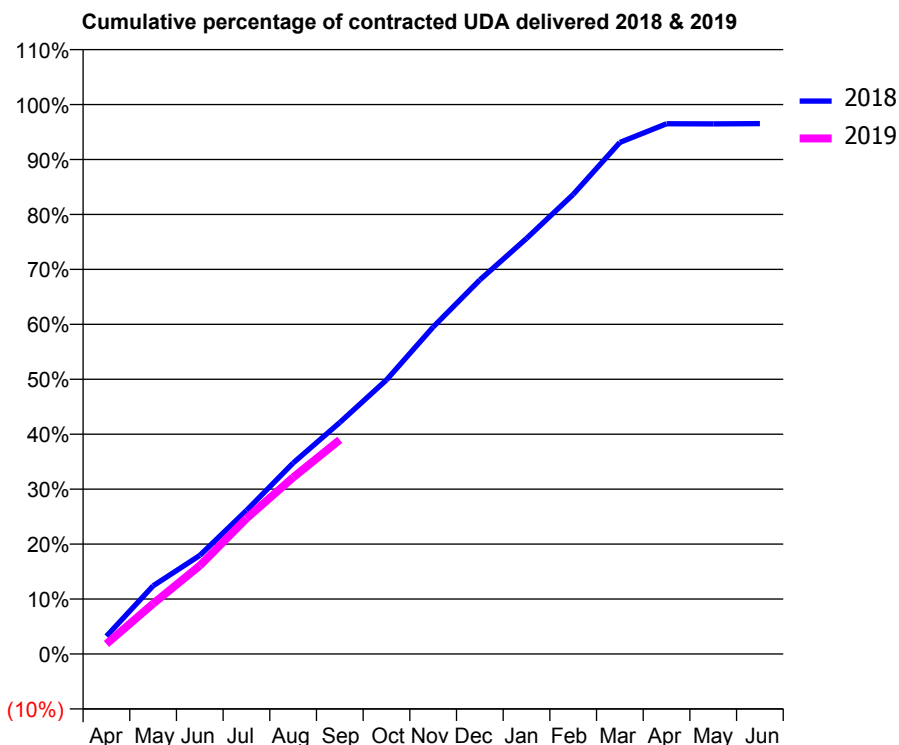
18/19 Contracted general activity (UDA)	7,500
Carry forward general activity (UDA)	260
18/19 Contracted orthodontic activity (UOA)	0
Carry forward orthodontic activity (UOA)	0
Baseline contract value	£198,382.63

ACCESS*

Patients seen in 24 months	Total	Change since previous quarter
Quarter ending September 2017	3,362	
Quarter ending December 2017	3,387	→
Quarter ending March 2018	3,427	→
Quarter ending June 2018	3,377	↓
Quarter ending September 2018	3,341	↓
Variance since September 2017	(0.6%)	→



ACTIVITY



Month	Adjusted Scheduled Activity (UDA)	
	2018	2019
April	243	138
May	930	688
June	1,346	1,206
July	1,959	1,850
August	2,607	2,411
September	3,160	2,924
October	3,741	
November	4,464	
December	5,105	
January	5,672	
February	6,273	
March	6,982	
April	7,237	
May	7,235	
June	7,240	

QUALITY

	Quantity	Base Number	Contract	AT	Region	England
% of FP17s for the same patient ID Re-attending within 3 months - Children	47	636	7.4%	10.5%	11.5%	11.6%
% of FP17s for the same patient ID Re-attending within 3 months - Adults	153	1,046	14.6%	15.7%	16.5%	15.5%
% of FP17s for the same patient ID Re-attending between 3 & 9 months - Children	248	636	39.0%	44.8%	48.5%	58.8%
% of FP17s for the same patient ID Re-attending between 3 & 9 months - Adults	297	1,046	28.4%	37.0%	39.1%	51.1%
% of FP17s for Band 1 Urgent Courses	119	1,574	7.6%	10.9%	10.6%	9.0%
% of FP17s Relating to Free Repair or Replacements	2	1,574	0.1%	0.5%	0.5%	0.8%
% of FP17s Relating to Continuations	32	1,574	2.0%	0.7%	0.7%	0.9%
% of Patients satisfied with the dentistry they have received	0	0	N/A	90.7%	90.5%	93.3%
% of Patients satisfied with the time they had to wait for an appointment	0	0	N/A	82.5%	85.1%	88.9%

* This is based on patients treated on this contract for their most recent course of treatment. Figures in italics indicate the base number of FP17s or Patient Questionnaire responses are less than 100. N/A is shown where the base number of responses is less than 10 during the period. % is calculated as Quantity/Base number*100

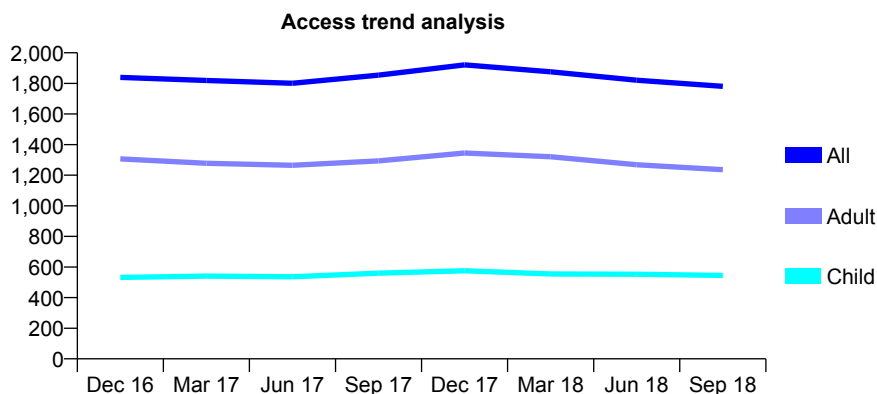
Q61 - Vital Signs At a Glance Contract Report for 124850/0001 - September 2018

Name or company name	Mona Lisa Smiles
Contract type name	GDS Contract
Purpose of contract	General
Contract start date	01/04/2008
Contract end date	

18/19 Contracted general activity (UDA)	5,343
Carry forward general activity (UDA)	-101
18/19 Contracted orthodontic activity (UOA)	0
Carry forward orthodontic activity (UOA)	0
Baseline contract value	£127,835.98

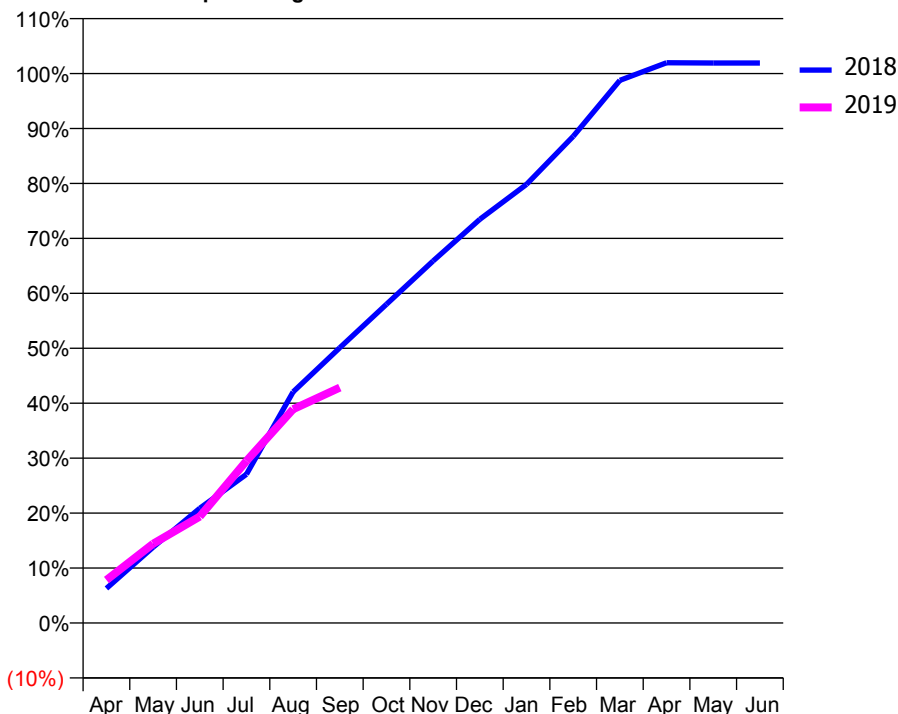
ACCESS*

Patients seen in 24 months	Total	Change since previous quarter
Quarter ending September 2017	1,854	
Quarter ending December 2017	1,921	↑
Quarter ending March 2018	1,876	↓
Quarter ending June 2018	1,821	↓
Quarter ending September 2018	1,781	↓
Variance since September 2017	(3.9%)	↓



ACTIVITY

Cumulative percentage of contracted UDA delivered 2018 & 2019



Month	Adjusted Scheduled Activity (UDA)	
	2018	2019
April	337	418
May	737	771
June	1,116	1,035
July	1,447	1,577
August	2,247	2,080
September	2,676	2,289
October	3,100	
November	3,521	
December	3,926	
January	4,265	
February	4,732	
March	5,277	
April	5,447	
May	5,444	
June	5,444	

QUALITY

	Quantity	Base Number	Contract	AT	Region	England
% of FP17s for the same patient ID Re-attending within 3 months - Children	38	422	9.0%	10.5%	11.5%	11.6%
% of FP17s for the same patient ID Re-attending within 3 months - Adults	108	808	13.4%	15.7%	16.5%	15.5%
% of FP17s for the same patient ID Re-attending between 3 & 9 months - Children	270	422	64.0%	44.8%	48.5%	58.8%
% of FP17s for the same patient ID Re-attending between 3 & 9 months - Adults	533	808	66.0%	37.0%	39.1%	51.1%
% of FP17s for Band 1 Urgent Courses	95	1,153	8.2%	10.9%	10.6%	9.0%
% of FP17s Relating to Free Repair or Replacements	4	1,153	0.3%	0.5%	0.5%	0.8%
% of FP17s Relating to Continuations	0	1,153	0.0%	0.7%	0.7%	0.9%
% of Patients satisfied with the dentistry they have received	0	1	N/A	90.7%	90.5%	93.3%
% of Patients satisfied with the time they had to wait for an appointment	1	1	N/A	82.5%	85.1%	88.9%

* This is based on patients treated on this contract for their most recent course of treatment. Figures in italics indicate the base number of FP17s or Patient Questionnaire responses are less than 100. N/A is shown where the base number of responses is less than 10 during the period. % is calculated as Quantity/Base number*100

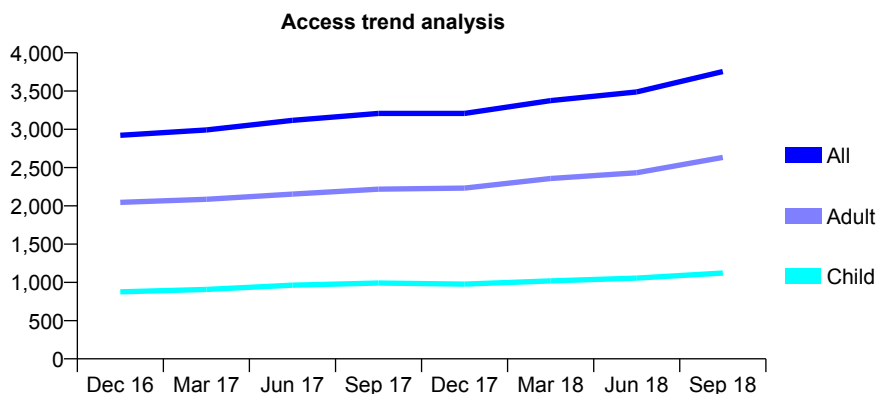
Q61 - Vital Signs At a Glance Contract Report for 125970/0001 - September 2018

Name or company name	Vishesh VM Shah & Yuvraaj V Shah
Contract type name	GDS Contract
Purpose of contract	General
Contract start date	01/04/2008
Contract end date	

18/19 Contracted general activity (UDA)	12,365
Carry forward general activity (UDA)	2
18/19 Contracted orthodontic activity (UOA)	0
Carry forward orthodontic activity (UOA)	0
Baseline contract value	£457,498.51

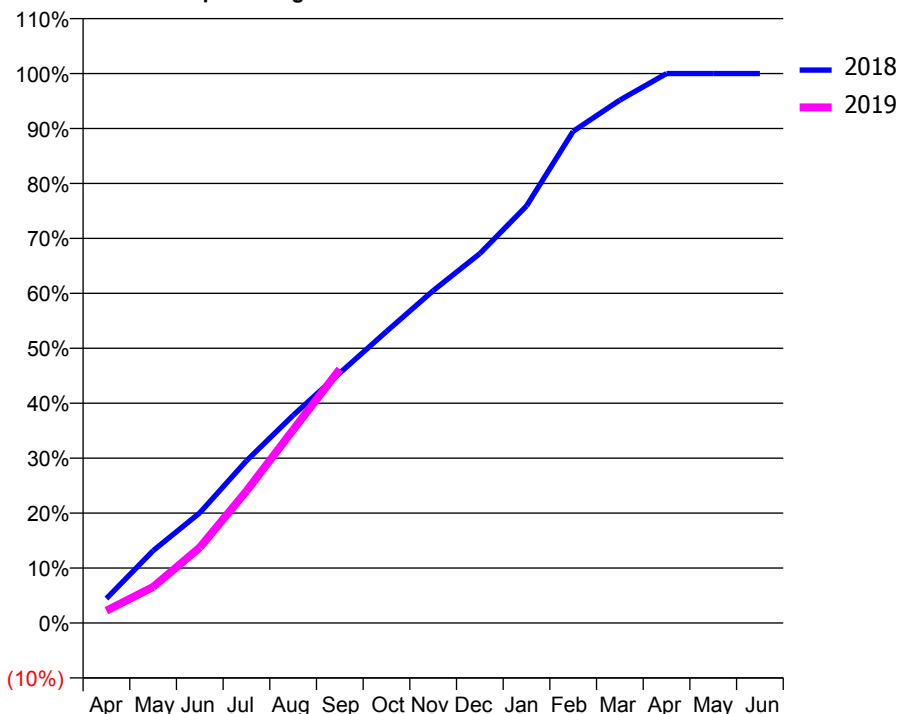
ACCESS*

Patients seen in 24 months	Total	Change since previous quarter
Quarter ending September 2017	3,207	
Quarter ending December 2017	3,208	→
Quarter ending March 2018	3,375	↑
Quarter ending June 2018	3,488	↑
Quarter ending September 2018	3,755	↑
Variance since September 2017	17.1%	↑



ACTIVITY

Cumulative percentage of contracted UDA delivered 2018 & 2019



Adjusted Scheduled Activity (UDA)

Month	2018	2019
April	551	277
May	1,628	813
June	2,481	1,700
July	3,651	2,969
August	4,672	4,347
September	5,625	5,711
October	6,562	
November	7,479	
December	8,312	
January	9,383	
February	11,066	
March	11,768	
April	12,363	
May	12,363	
June	12,363	

QUALITY

	Quantity	Base Number	Contract	AT	Region	England
% of FP17s for the same patient ID Re-attending within 3 months - Children	35	714	4.9%	10.5%	11.5%	11.6%
% of FP17s for the same patient ID Re-attending within 3 months - Adults	209	1,589	13.2%	15.7%	16.5%	15.5%
% of FP17s for the same patient ID Re-attending between 3 & 9 months - Children	337	714	47.2%	44.8%	48.5%	58.8%
% of FP17s for the same patient ID Re-attending between 3 & 9 months - Adults	522	1,589	32.9%	37.0%	39.1%	51.1%
% of FP17s for Band 1 Urgent Courses	217	2,151	10.1%	10.9%	10.6%	9.0%
% of FP17s Relating to Free Repair or Replacements	8	2,151	0.4%	0.5%	0.5%	0.8%
% of FP17s Relating to Continuations	41	2,151	1.9%	0.7%	0.7%	0.9%
% of Patients satisfied with the dentistry they have received	1	1	N/A	90.7%	90.5%	93.3%
% of Patients satisfied with the time they had to wait for an appointment	1	1	N/A	82.5%	85.1%	88.9%

* This is based on patients treated on this contract for their most recent course of treatment. Figures in italics indicate the base number of FP17s or Patient Questionnaire responses are less than 100. N/A is shown where the base number of responses is less than 10 during the period. % is calculated as Quantity/Base number*100

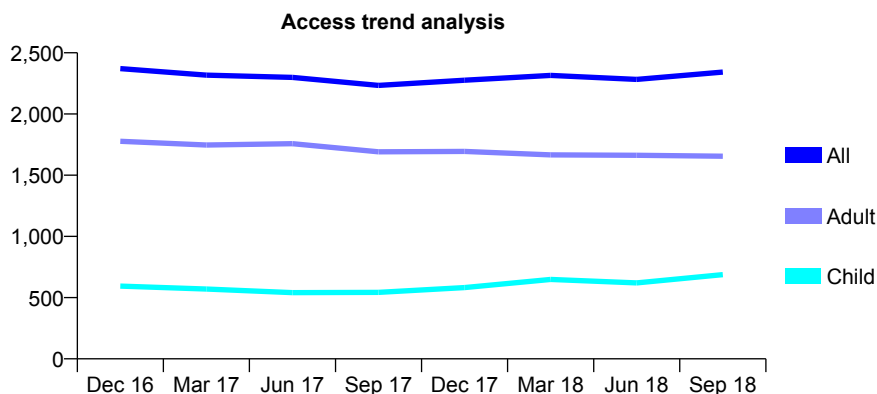
Q61 - Vital Signs At a Glance Contract Report for 126063/0001 - September 2018

Name or company name	Valentine Dental Practice Ltd
Contract type name	GDS Contract
Purpose of contract	General
Contract start date	01/07/2011
Contract end date	

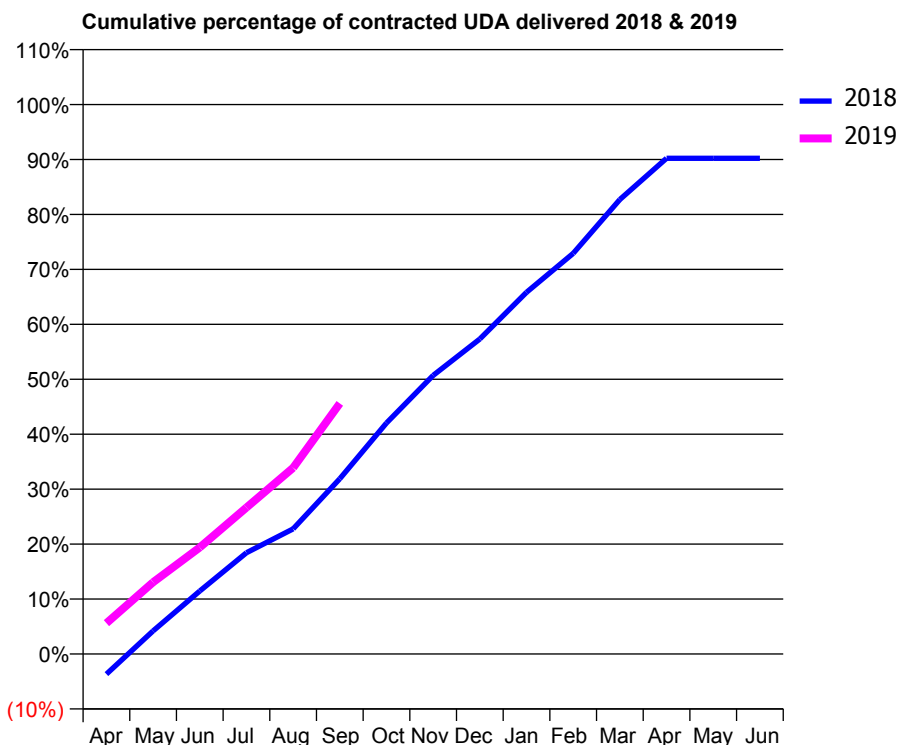
18/19 Contracted general activity (UDA)	6,231
Carry forward general activity (UDA)	0
18/19 Contracted orthodontic activity (UOA)	0
Carry forward orthodontic activity (UOA)	0
Baseline contract value	£175,565.50

ACCESS*

Patients seen in 24 months	Total	Change since previous quarter
Quarter ending September 2017	2,234	
Quarter ending December 2017	2,276	→
Quarter ending March 2018	2,315	→
Quarter ending June 2018	2,283	↓
Quarter ending September 2018	2,343	↑
Variance since September 2017	4.9%	↑



ACTIVITY



Adjusted Scheduled Activity (UDA)		
Month	2018	2019
April	-229	350
May	262	814
June	715	1,210
July	1,148	1,661
August	1,419	2,112
September	1,987	2,842
October	2,620	
November	3,159	
December	3,572	
January	4,101	
February	4,542	
March	5,154	
April	5,622	
May	5,622	
June	5,622	

QUALITY

	Quantity	Base Number	Contract	AT	Region	England
% of FP17s for the same patient ID Re-attending within 3 months - Children	14	429	3.3%	10.5%	11.5%	11.6%
% of FP17s for the same patient ID Re-attending within 3 months - Adults	122	956	12.8%	15.7%	16.5%	15.5%
% of FP17s for the same patient ID Re-attending between 3 & 9 months - Children	98	429	22.8%	44.8%	48.5%	58.8%
% of FP17s for the same patient ID Re-attending between 3 & 9 months - Adults	401	956	41.9%	37.0%	39.1%	51.1%
% of FP17s for Band 1 Urgent Courses	252	1,182	21.3%	10.9%	10.6%	9.0%
% of FP17s Relating to Free Repair or Replacements	18	1,182	1.5%	0.5%	0.5%	0.8%
% of FP17s Relating to Continuations	10	1,182	0.8%	0.7%	0.7%	0.9%
% of Patients satisfied with the dentistry they have received	3	3	N/A	90.7%	90.5%	93.3%
% of Patients satisfied with the time they had to wait for an appointment	3	3	N/A	82.5%	85.1%	88.9%

* This is based on patients treated on this contract for their most recent course of treatment. Figures in italics indicate the base number of FP17s or Patient Questionnaire responses are less than 100. N/A is shown where the base number of responses is less than 10 during the period. % is calculated as Quantity/Base number*100

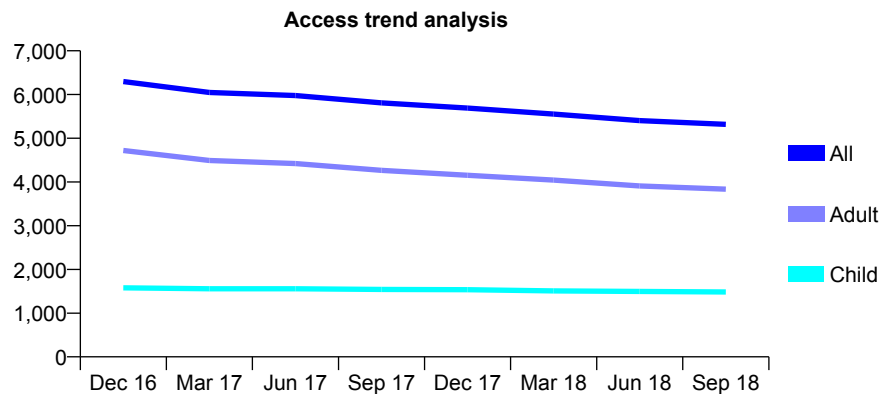
Q61 - Vital Signs At a Glance Contract Report for 126489/0001 - September 2018

Name or company name	Mr Mansour Ezzati
Contract type name	GDS Contract
Purpose of contract	General
Contract start date	01/01/2009
Contract end date	

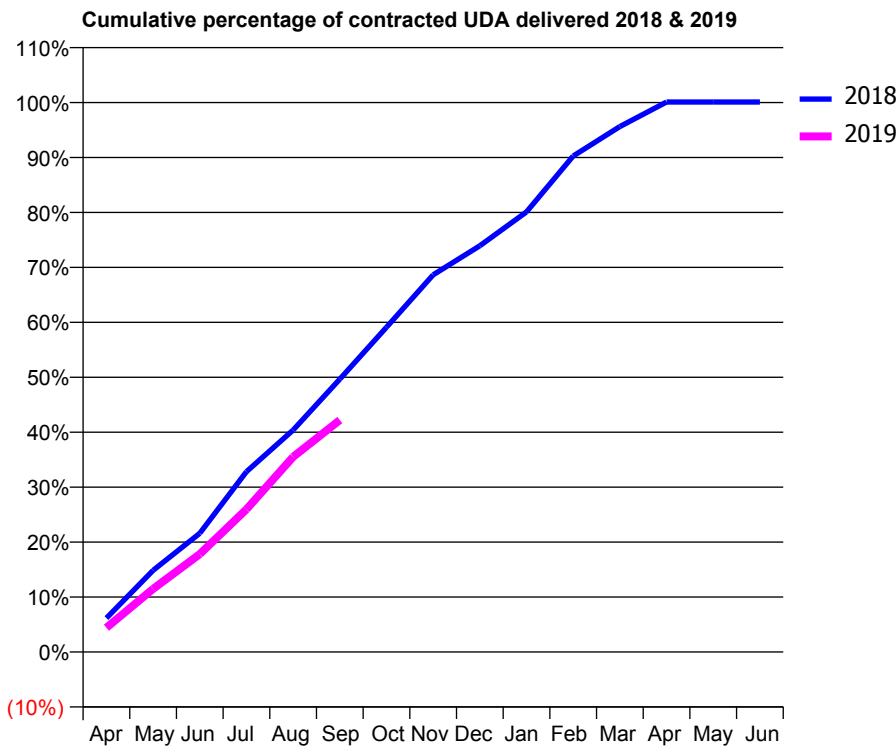
18/19 Contracted general activity (UDA)	18,134
Carry forward general activity (UDA)	-18
18/19 Contracted orthodontic activity (UOA)	0
Carry forward orthodontic activity (UOA)	0
Baseline contract value	£542,799.84

ACCESS*

Patients seen in 24 months	Total	Change since previous quarter
Quarter ending September 2017	5,809	
Quarter ending December 2017	5,691	↓
Quarter ending March 2018	5,553	↓
Quarter ending June 2018	5,403	↓
Quarter ending September 2018	5,318	↓
Variance since September 2017	(8.5%)	↓



ACTIVITY



Month	Adjusted Scheduled Activity (UDA)	
	2018	2019
April	1,122	801
May	2,697	2,084
June	3,920	3,232
July	5,954	4,712
August	7,325	6,440
September	9,007	7,654
October	10,717	
November	12,449	
December	13,405	
January	14,524	
February	16,368	
March	17,339	
April	18,152	
May	18,152	
June	18,152	

QUALITY

	Quantity	Base Number	Contract	AT	Region	England
% of FP17s for the same patient ID Re-attending within 3 months - Children	35	848	4.1%	10.5%	11.5%	11.6%
% of FP17s for the same patient ID Re-attending within 3 months - Adults	175	1,684	10.4%	15.7%	16.5%	15.5%
% of FP17s for the same patient ID Re-attending between 3 & 9 months - Children	367	848	43.3%	44.8%	48.5%	58.8%
% of FP17s for the same patient ID Re-attending between 3 & 9 months - Adults	532	1,684	31.6%	37.0%	39.1%	51.1%
% of FP17s for Band 1 Urgent Courses	239	2,278	10.5%	10.9%	10.6%	9.0%
% of FP17s Relating to Free Repair or Replacements	3	2,278	0.1%	0.5%	0.5%	0.8%
% of FP17s Relating to Continuations	4	2,278	0.2%	0.7%	0.7%	0.9%
% of Patients satisfied with the dentistry they have received	3	3	N/A	90.7%	90.5%	93.3%
% of Patients satisfied with the time they had to wait for an appointment	3	3	N/A	82.5%	85.1%	88.9%

* This is based on patients treated on this contract for their most recent course of treatment. Figures in italics indicate the base number of FP17s or Patient Questionnaire responses are less than 100. N/A is shown where the base number of responses is less than 10 during the period. % is calculated as Quantity/Base number*100

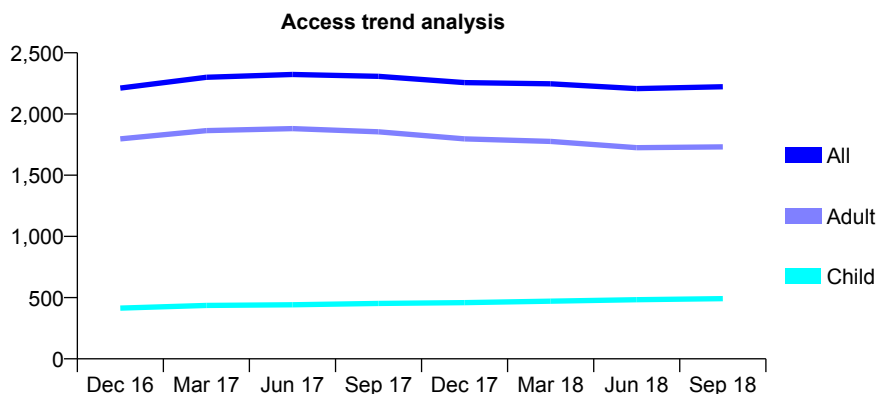
Q61 - Vital Signs At a Glance Contract Report for 127183/0001 - September 2018

Name or company name	NL Partners
Contract type name	GDS Contract
Purpose of contract	General
Contract start date	01/11/2014
Contract end date	

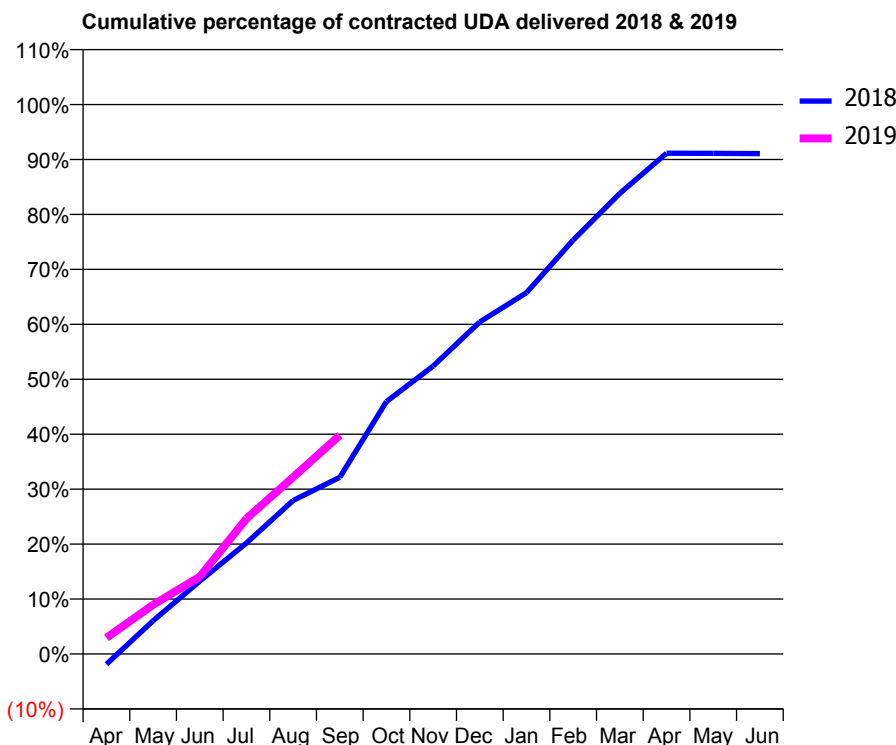
18/19 Contracted general activity (UDA)	7,359
Carry forward general activity (UDA)	0
18/19 Contracted orthodontic activity (UOA)	0
Carry forward orthodontic activity (UOA)	0
Baseline contract value	£226,469.90

ACCESS*

Patients seen in 24 months	Total	Change since previous quarter
Quarter ending September 2017	2,308	
Quarter ending December 2017	2,256	↓
Quarter ending March 2018	2,247	→
Quarter ending June 2018	2,208	↓
Quarter ending September 2018	2,223	→
Variance since September 2017	(3.7%)	↓



ACTIVITY



Adjusted Scheduled Activity (UDA)		
Month	2018	2019
April	-138	216
May	445	660
June	976	1,036
July	1,487	1,813
August	2,057	2,370
September	2,367	2,929
October	3,381	
November	3,857	
December	4,448	
January	4,839	
February	5,544	
March	6,169	
April	6,707	
May	6,704	
June	6,701	

QUALITY

	Quantity	Base Number	Contract	AT	Region	England
% of FP17s for the same patient ID Re-attending within 3 months - Children	10	317	3.2%	10.5%	11.5%	11.6%
% of FP17s for the same patient ID Re-attending within 3 months - Adults	76	937	8.1%	15.7%	16.5%	15.5%
% of FP17s for the same patient ID Re-attending between 3 & 9 months - Children	153	317	48.3%	44.8%	48.5%	58.8%
% of FP17s for the same patient ID Re-attending between 3 & 9 months - Adults	411	937	43.9%	37.0%	39.1%	51.1%
% of FP17s for Band 1 Urgent Courses	11	1,122	1.0%	10.9%	10.6%	9.0%
% of FP17s Relating to Free Repair or Replacements	4	1,122	0.4%	0.5%	0.5%	0.8%
% of FP17s Relating to Continuations	9	1,122	0.8%	0.7%	0.7%	0.9%
% of Patients satisfied with the dentistry they have received	0	0	N/A	90.7%	90.5%	93.3%
% of Patients satisfied with the time they had to wait for an appointment	0	0	N/A	82.5%	85.1%	88.9%

* This is based on patients treated on this contract for their most recent course of treatment. Figures in italics indicate the base number of FP17s or Patient Questionnaire responses are less than 100. N/A is shown where the base number of responses is less than 10 during the period. % is calculated as Quantity/Base number*100

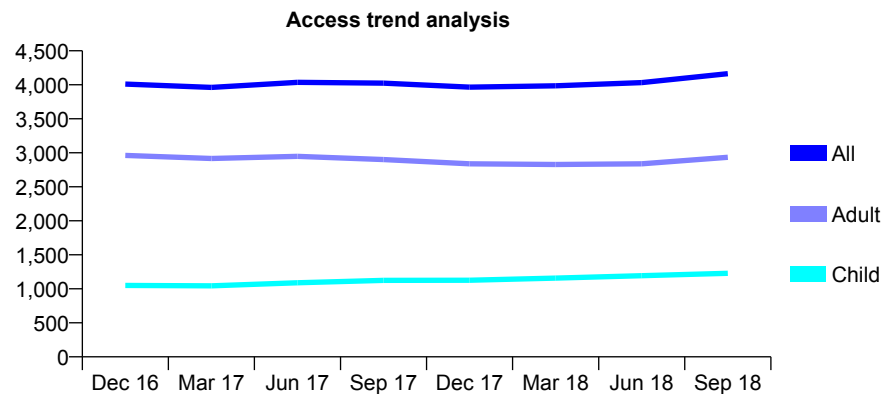
Q61 - Vital Signs At a Glance Contract Report for 127183/0002 - September 2018

Name or company name	NL Partners
Contract type name	GDS Contract
Purpose of contract	General
Contract start date	01/11/2014
Contract end date	

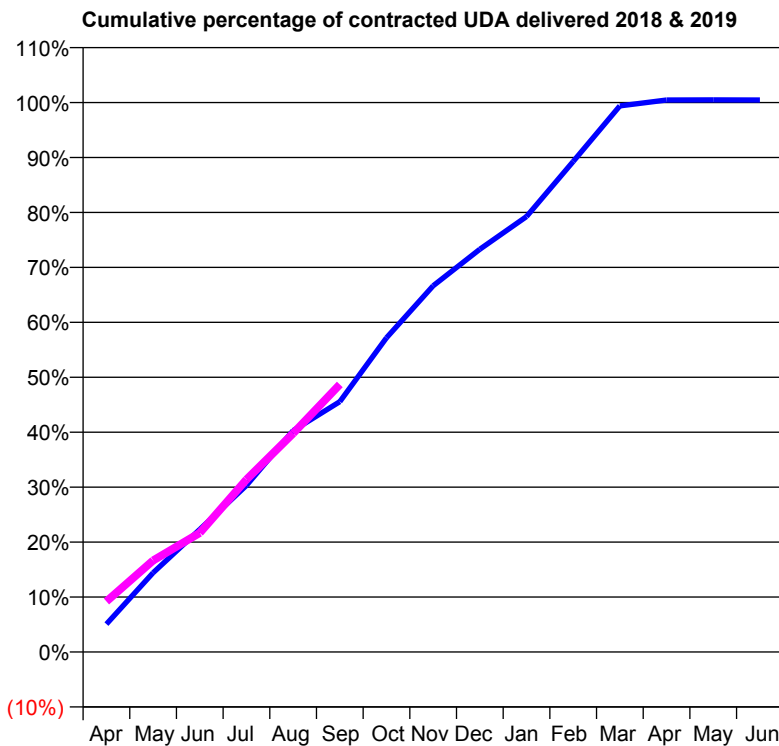
18/19 Contracted general activity (UDA)	10,565
Carry forward general activity (UDA)	-49
18/19 Contracted orthodontic activity (UOA)	0
Carry forward orthodontic activity (UOA)	0
Baseline contract value	£294,900.28

ACCESS*

Patients seen in 24 months	Total	Change since previous quarter
Quarter ending September 2017	4,025	
Quarter ending December 2017	3,966	↓
Quarter ending March 2018	3,986	→
Quarter ending June 2018	4,032	→
Quarter ending September 2018	4,164	↑
Variance since September 2017	3.5%	↑



ACTIVITY



Month	Adjusted Scheduled Activity (UDA)	
	2018	2019
April	537	973
May	1,525	1,760
June	2,358	2,291
July	3,204	3,315
August	4,257	4,203
September	4,814	5,143
October	6,043	
November	7,041	
December	7,745	
January	8,372	
February	9,432	
March	10,501	
April	10,614	
May	10,615	
June	10,614	

QUALITY

	Quantity	Base Number	Contract	AT	Region	England
% of FP17s for the same patient ID Re-attending within 3 months - Children	56	781	7.2%	10.5%	11.5%	11.6%
% of FP17s for the same patient ID Re-attending within 3 months - Adults	182	1,572	11.6%	15.7%	16.5%	15.5%
% of FP17s for the same patient ID Re-attending between 3 & 9 months - Children	348	781	44.6%	44.8%	48.5%	58.8%
% of FP17s for the same patient ID Re-attending between 3 & 9 months - Adults	514	1,572	32.7%	37.0%	39.1%	51.1%
% of FP17s for Band 1 Urgent Courses	116	2,286	5.1%	10.9%	10.6%	9.0%
% of FP17s Relating to Free Repair or Replacements	8	2,286	0.3%	0.5%	0.5%	0.8%
% of FP17s Relating to Continuations	8	2,286	0.3%	0.7%	0.7%	0.9%
% of Patients satisfied with the dentistry they have received	0	1	N/A	90.7%	90.5%	93.3%
% of Patients satisfied with the time they had to wait for an appointment	1	1	N/A	82.5%	85.1%	88.9%

* This is based on patients treated on this contract for their most recent course of treatment. Figures in italics indicate the base number of FP17s or Patient Questionnaire responses are less than 100. N/A is shown where the base number of responses is less than 10 during the period. % is calculated as Quantity/Base number*100

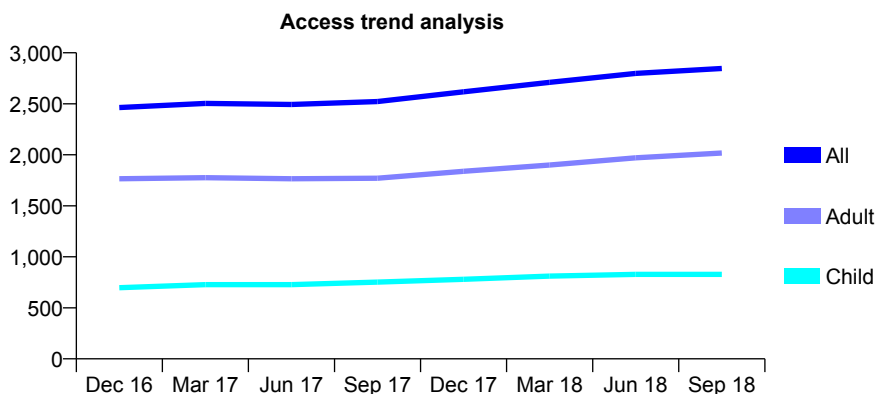
Q61 - Vital Signs At a Glance Contract Report for 127256/0001 - September 2018

Name or company name	Hainualt Gentle Dental Care Ltd
Contract type name	GDS Contract
Purpose of contract	General
Contract start date	01/05/2011
Contract end date	

18/19 Contracted general activity (UDA)	6,575
Carry forward general activity (UDA)	48
18/19 Contracted orthodontic activity (UOA)	0
Carry forward orthodontic activity (UOA)	0
Baseline contract value	£174,127.82

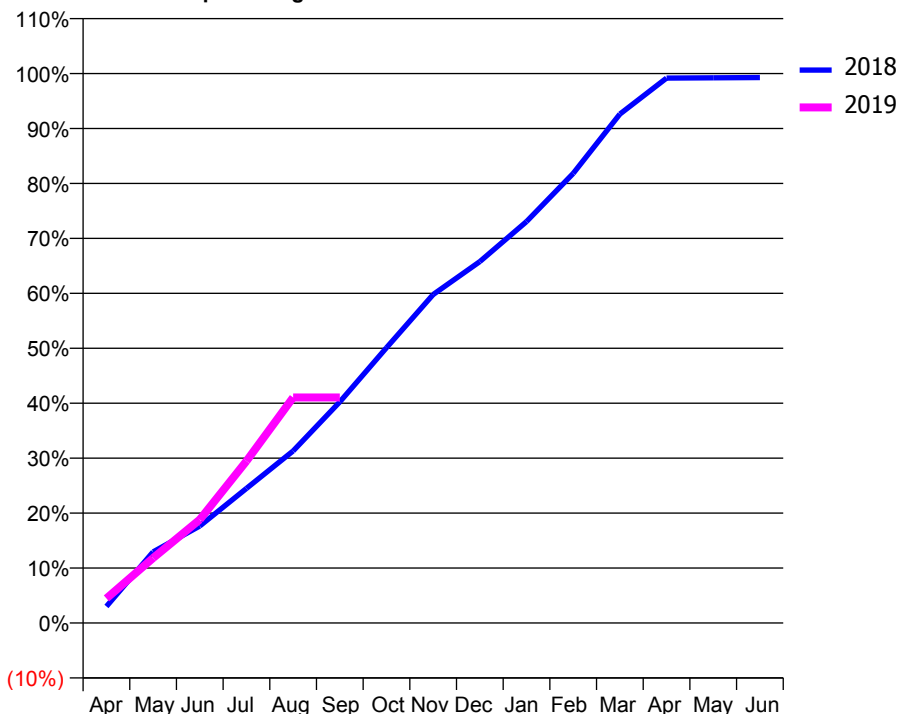
ACCESS*

Patients seen in 24 months	Total	Change since previous quarter
Quarter ending September 2017	2,522	
Quarter ending December 2017	2,618	↑
Quarter ending March 2018	2,711	↑
Quarter ending June 2018	2,798	↑
Quarter ending September 2018	2,846	→
Variance since September 2017	12.8%	↑



ACTIVITY

Cumulative percentage of contracted UDA delivered 2018 & 2019



Month	Adjusted Scheduled Activity (UDA)	
	2018	2019
April	199	294
May	852	777
June	1,161	1,237
July	1,611	1,938
August	2,059	2,699
September	2,647	2,699
October	3,294	
November	3,931	
December	4,324	
January	4,803	
February	5,380	
March	6,089	
April	6,521	
May	6,524	
June	6,527	

QUALITY

	Quantity	Base Number	Contract	AT	Region	England
% of FP17s for the same patient ID Re-attending within 3 months - Children	29	388	7.5%	10.5%	11.5%	11.6%
% of FP17s for the same patient ID Re-attending within 3 months - Adults	103	882	11.7%	15.7%	16.5%	15.5%
% of FP17s for the same patient ID Re-attending between 3 & 9 months - Children	97	388	25.0%	44.8%	48.5%	58.8%
% of FP17s for the same patient ID Re-attending between 3 & 9 months - Adults	167	882	18.9%	37.0%	39.1%	51.1%
% of FP17s for Band 1 Urgent Courses	86	876	9.8%	10.9%	10.6%	9.0%
% of FP17s Relating to Free Repair or Replacements	9	876	1.0%	0.5%	0.5%	0.8%
% of FP17s Relating to Continuations	10	876	1.1%	0.7%	0.7%	0.9%
% of Patients satisfied with the dentistry they have received	0	0	N/A	90.7%	90.5%	93.3%
% of Patients satisfied with the time they had to wait for an appointment	0	0	N/A	82.5%	85.1%	88.9%

* This is based on patients treated on this contract for their most recent course of treatment. Figures in italics indicate the base number of FP17s or Patient Questionnaire responses are less than 100. N/A is shown where the base number of responses is less than 10 during the period. % is calculated as Quantity/Base number*100

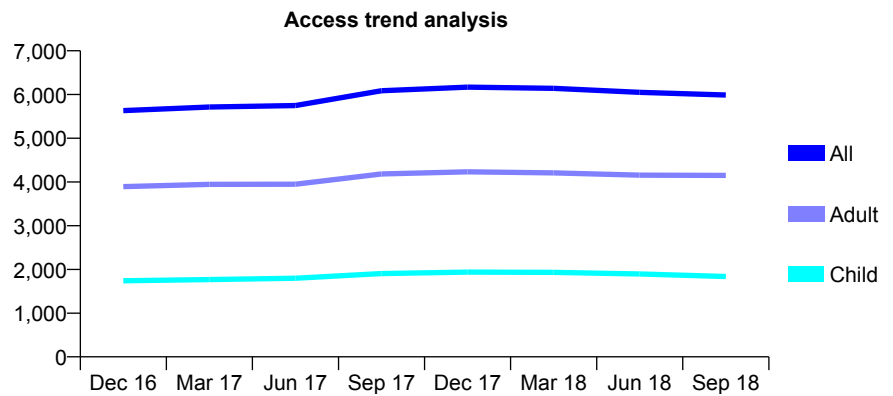
Q61 - Vital Signs At a Glance Contract Report for 127280/0001 - September 2018

Name or company name	S Cowley, R Ingham and J Angelo
Contract type name	GDS Contract
Purpose of contract	General
Contract start date	01/05/2011
Contract end date	

18/19 Contracted general activity (UDA)	23,003
Carry forward general activity (UDA)	0
18/19 Contracted orthodontic activity (UOA)	0
Carry forward orthodontic activity (UOA)	0
Baseline contract value	£672,088.94

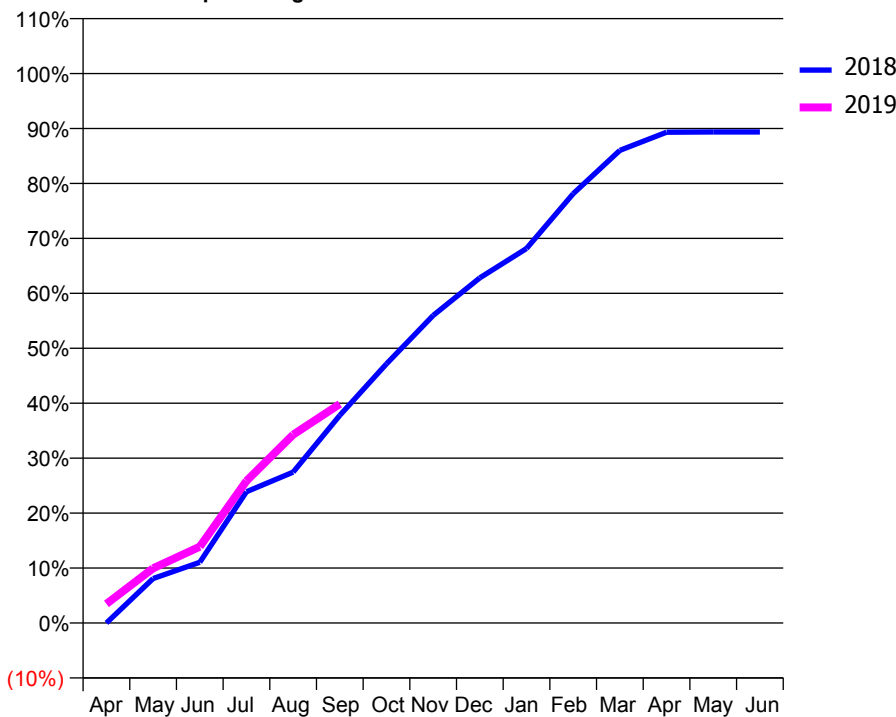
ACCESS*

Patients seen in 24 months	Total	Change since previous quarter
Quarter ending September 2017	6,086	
Quarter ending December 2017	6,170	→
Quarter ending March 2018	6,140	→
Quarter ending June 2018	6,050	↓
Quarter ending September 2018	5,989	↓
Variance since September 2017	(1.6%)	↓



ACTIVITY

Cumulative percentage of contracted UDA delivered 2018 & 2019



Month	Adjusted Scheduled Activity (UDA)	
	2018	2019
April	-4	800
May	1,861	2,291
June	2,541	3,193
July	5,494	5,949
August	6,314	7,884
September	8,696	9,168
October	10,847	
November	12,877	
December	14,448	
January	15,678	
February	17,969	
March	19,785	
April	20,546	
May	20,556	
June	20,557	

QUALITY

	Quantity	Base Number	Contract	AT	Region	England
% of FP17s for the same patient ID Re-attending within 3 months - Children	73	795	9.2%	10.5%	11.5%	11.6%
% of FP17s for the same patient ID Re-attending within 3 months - Adults	444	1,975	22.5%	15.7%	16.5%	15.5%
% of FP17s for the same patient ID Re-attending between 3 & 9 months - Children	230	795	28.9%	44.8%	48.5%	58.8%
% of FP17s for the same patient ID Re-attending between 3 & 9 months - Adults	477	1,975	24.2%	37.0%	39.1%	51.1%
% of FP17s for Band 1 Urgent Courses	546	2,554	21.4%	10.9%	10.6%	9.0%
% of FP17s Relating to Free Repair or Replacements	8	2,554	0.3%	0.5%	0.5%	0.8%
% of FP17s Relating to Continuations	69	2,554	2.7%	0.7%	0.7%	0.9%
% of Patients satisfied with the dentistry they have received	0	1	N/A	90.7%	90.5%	93.3%
% of Patients satisfied with the time they had to wait for an appointment	0	1	N/A	82.5%	85.1%	88.9%

* This is based on patients treated on this contract for their most recent course of treatment. Figures in italics indicate the base number of FP17s or Patient Questionnaire responses are less than 100. N/A is shown where the base number of responses is less than 10 during the period. % is calculated as Quantity/Base number*100

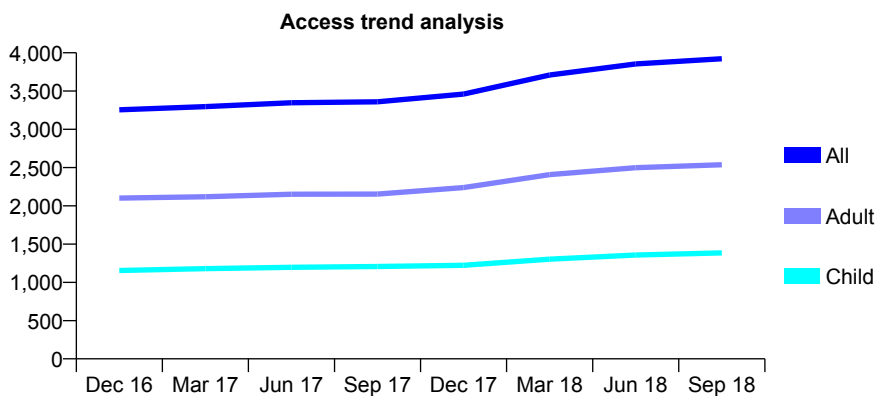
Q61 - Vital Signs At a Glance Contract Report for 127833/0001 - September 2018

Name or company name	Oris Dental Centre
Contract type name	GDS Contract
Purpose of contract	General
Contract start date	01/12/2008
Contract end date	

18/19 Contracted general activity (UDA)	10,757
Carry forward general activity (UDA)	-59
18/19 Contracted orthodontic activity (UOA)	0
Carry forward orthodontic activity (UOA)	0
Baseline contract value	£271,183.41

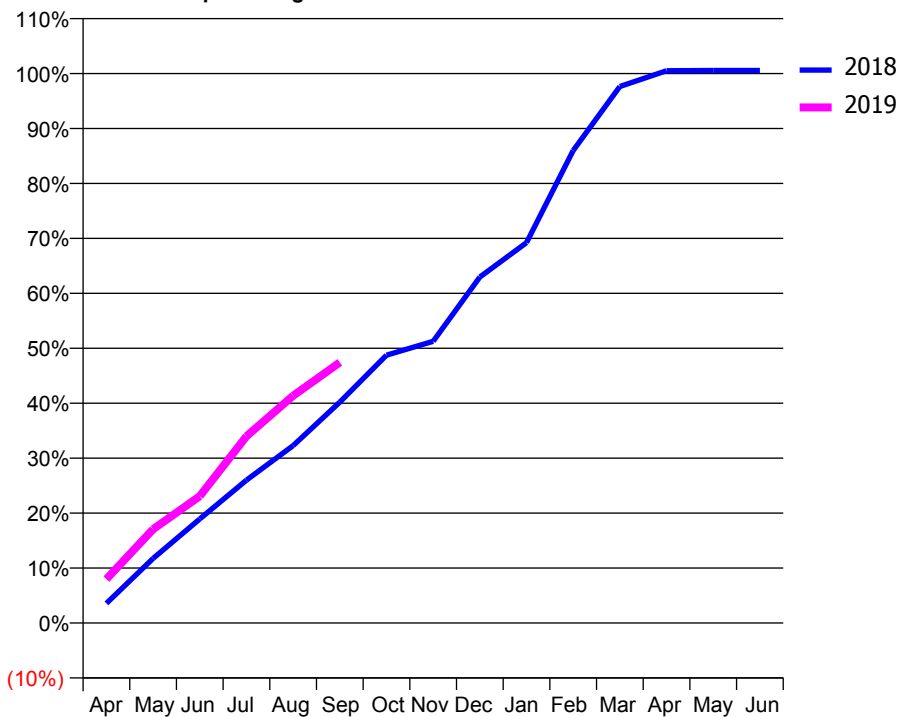
ACCESS*

Patients seen in 24 months	Total	Change since previous quarter
Quarter ending September 2017	3,360	
Quarter ending December 2017	3,461	↑
Quarter ending March 2018	3,709	↑
Quarter ending June 2018	3,855	↑
Quarter ending September 2018	3,922	→
Variance since September 2017	16.7%	↑



ACTIVITY

Cumulative percentage of contracted UDA delivered 2018 & 2019



Adjusted Scheduled Activity (UDA)

Month	2018	2019
April	384	861
May	1,265	1,836
June	2,036	2,485
July	2,797	3,655
August	3,474	4,450
September	4,324	5,101
October	5,244	
November	5,515	
December	6,772	
January	7,445	
February	9,251	
March	10,504	
April	10,811	
May	10,816	
June	10,816	

QUALITY

	Quantity	Base Number	Contract	AT	Region	England
% of FP17s for the same patient ID Re-attending within 3 months - Children	80	970	8.2%	10.5%	11.5%	11.6%
% of FP17s for the same patient ID Re-attending within 3 months - Adults	229	1,544	14.8%	15.7%	16.5%	15.5%
% of FP17s for the same patient ID Re-attending between 3 & 9 months - Children	467	970	48.1%	44.8%	48.5%	58.8%
% of FP17s for the same patient ID Re-attending between 3 & 9 months - Adults	537	1,544	34.8%	37.0%	39.1%	51.1%
% of FP17s for Band 1 Urgent Courses	241	2,152	11.2%	10.9%	10.6%	9.0%
% of FP17s Relating to Free Repair or Replacements	17	2,152	0.8%	0.5%	0.5%	0.8%
% of FP17s Relating to Continuations	0	2,152	0.0%	0.7%	0.7%	0.9%
% of Patients satisfied with the dentistry they have received	0	0	N/A	90.7%	90.5%	93.3%
% of Patients satisfied with the time they had to wait for an appointment	0	0	N/A	82.5%	85.1%	88.9%

* This is based on patients treated on this contract for their most recent course of treatment. Figures in italics indicate the base number of FP17s or Patient Questionnaire responses are less than 100. N/A is shown where the base number of responses is less than 10 during the period. % is calculated as Quantity/Base number*100

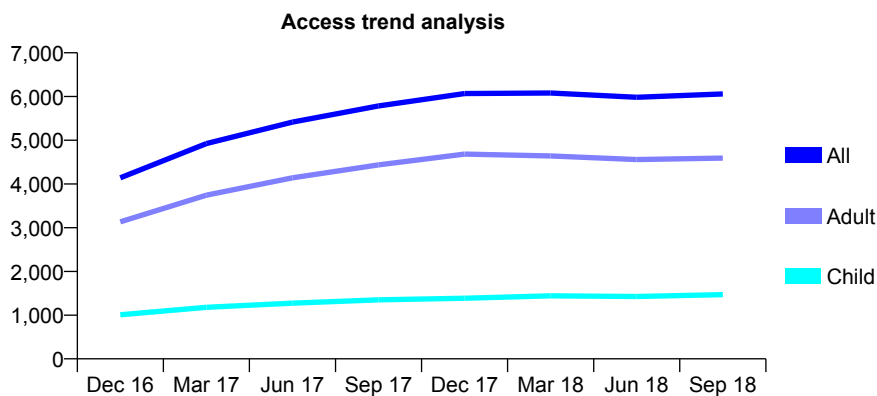
Q61 - Vital Signs At a Glance Contract Report for 127965/0001 - September 2018

Name or company name	Manor House DS
Contract type name	GDS Contract
Purpose of contract	General
Contract start date	01/12/2015
Contract end date	

18/19 Contracted general activity (UDA)	17,735
Carry forward general activity (UDA)	-116
18/19 Contracted orthodontic activity (UOA)	0
Carry forward orthodontic activity (UOA)	0
Baseline contract value	£621,247.80

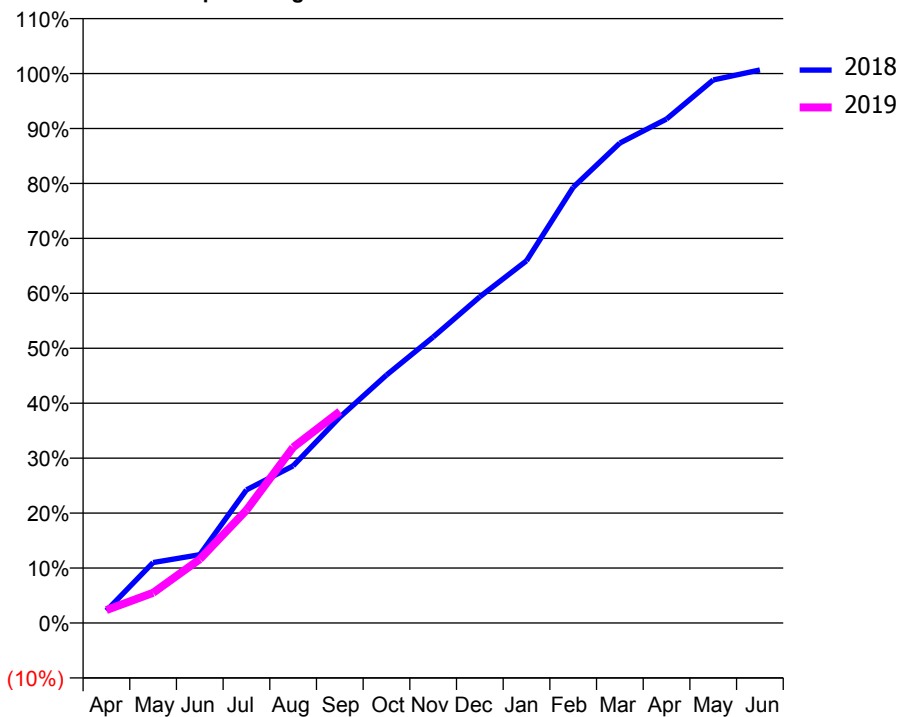
ACCESS*

Patients seen in 24 months	Total	Change since previous quarter
Quarter ending September 2017	5,785	
Quarter ending December 2017	6,068	↑
Quarter ending March 2018	6,080	→
Quarter ending June 2018	5,982	↓
Quarter ending September 2018	6,059	→
Variance since September 2017	4.7%	↑



ACTIVITY

Cumulative percentage of contracted UDA delivered 2018 & 2019



Month	Adjusted Scheduled Activity (UDA)	
	2018	2019
April	399	419
May	1,950	975
June	2,206	2,058
July	4,295	3,642
August	5,071	5,672
September	6,642	6,830
October	8,004	
November	9,229	
December	10,530	
January	11,691	
February	14,063	
March	15,491	
April	16,268	
May	17,525	
June	17,851	

QUALITY

	Quantity	Base Number	Contract	AT	Region	England
% of FP17s for the same patient ID Re-attending within 3 months - Children	10	793	1.3%	10.5%	11.5%	11.6%
% of FP17s for the same patient ID Re-attending within 3 months - Adults	51	1,905	2.7%	15.7%	16.5%	15.5%
% of FP17s for the same patient ID Re-attending between 3 & 9 months - Children	197	793	24.8%	44.8%	48.5%	58.8%
% of FP17s for the same patient ID Re-attending between 3 & 9 months - Adults	481	1,905	25.2%	37.0%	39.1%	51.1%
% of FP17s for Band 1 Urgent Courses	38	2,089	1.8%	10.9%	10.6%	9.0%
% of FP17s Relating to Free Repair or Replacements	7	2,089	0.3%	0.5%	0.5%	0.8%
% of FP17s Relating to Continuations	7	2,089	0.3%	0.7%	0.7%	0.9%
% of Patients satisfied with the dentistry they have received	0	0	N/A	90.7%	90.5%	93.3%
% of Patients satisfied with the time they had to wait for an appointment	0	0	N/A	82.5%	85.1%	88.9%

* This is based on patients treated on this contract for their most recent course of treatment. Figures in italics indicate the base number of FP17s or Patient Questionnaire responses are less than 100. N/A is shown where the base number of responses is less than 10 during the period. % is calculated as Quantity/Base number*100

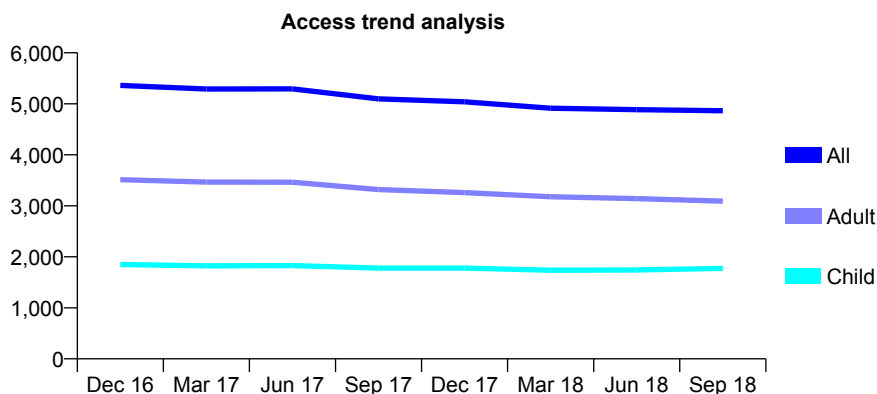
Q61 - Vital Signs At a Glance Contract Report for 128163/0006 - September 2018

Name or company name	Aspire Dental Care Limited
Contract type name	GDS Contract
Purpose of contract	General
Contract start date	11/12/2012
Contract end date	

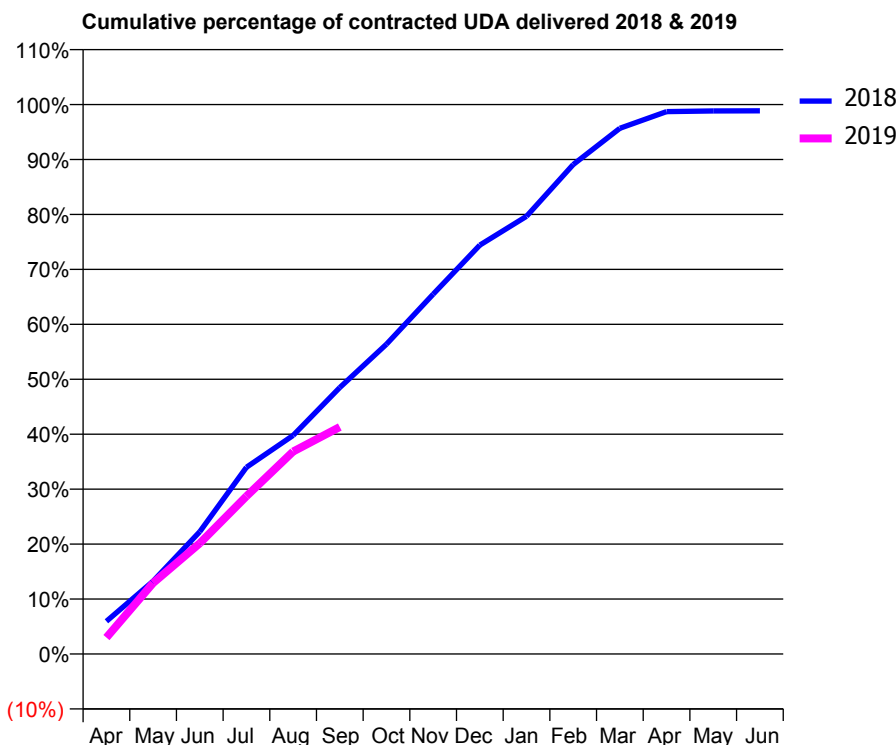
18/19 Contracted general activity (UDA)	13,436
Carry forward general activity (UDA)	155
18/19 Contracted orthodontic activity (UOA)	0
Carry forward orthodontic activity (UOA)	0
Baseline contract value	£322,737.70

ACCESS*

Patients seen in 24 months	Total	Change since previous quarter
Quarter ending September 2017	5,098	
Quarter ending December 2017	5,038	↓
Quarter ending March 2018	4,913	↓
Quarter ending June 2018	4,884	→
Quarter ending September 2018	4,865	→
Variance since September 2017	(4.6%)	↓



ACTIVITY



Adjusted Scheduled Activity (UDA)		
Month	2018	2019
April	801	401
May	1,781	1,735
June	2,991	2,709
July	4,568	3,859
August	5,344	4,952
September	6,518	5,552
October	7,577	
November	8,797	
December	9,999	
January	10,703	
February	11,969	
March	12,856	
April	13,262	
May	13,279	
June	13,281	

QUALITY

	Quantity	Base Number	Contract	AT	Region	England
% of FP17s for the same patient ID Re-attending within 3 months - Children	94	1,181	8.0%	10.5%	11.5%	11.6%
% of FP17s for the same patient ID Re-attending within 3 months - Adults	263	1,763	14.9%	15.7%	16.5%	15.5%
% of FP17s for the same patient ID Re-attending between 3 & 9 months - Children	609	1,181	51.6%	44.8%	48.5%	58.8%
% of FP17s for the same patient ID Re-attending between 3 & 9 months - Adults	664	1,763	37.7%	37.0%	39.1%	51.1%
% of FP17s for Band 1 Urgent Courses	499	2,752	18.1%	10.9%	10.6%	9.0%
% of FP17s Relating to Free Repair or Replacements	23	2,752	0.8%	0.5%	0.5%	0.8%
% of FP17s Relating to Continuations	5	2,752	0.2%	0.7%	0.7%	0.9%
% of Patients satisfied with the dentistry they have received	0	0	N/A	90.7%	90.5%	93.3%
% of Patients satisfied with the time they had to wait for an appointment	0	0	N/A	82.5%	85.1%	88.9%

* This is based on patients treated on this contract for their most recent course of treatment. Figures in italics indicate the base number of FP17s or Patient Questionnaire responses are less than 100. N/A is shown where the base number of responses is less than 10 during the period. % is calculated as Quantity/Base number*100

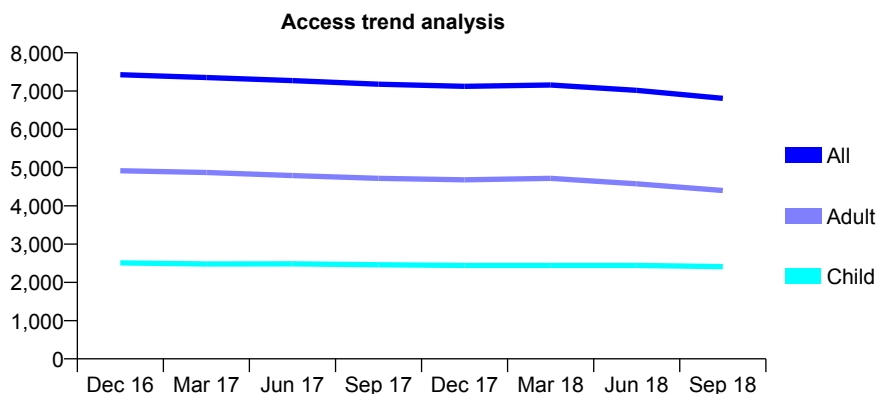
Q61 - Vital Signs At a Glance Contract Report for 128422/0001 - September 2018

Name or company name	MR JL VARA DR NJ VARA DR RJ VARA
Contract type name	GDS Contract
Purpose of contract	General
Contract start date	01/04/2013
Contract end date	

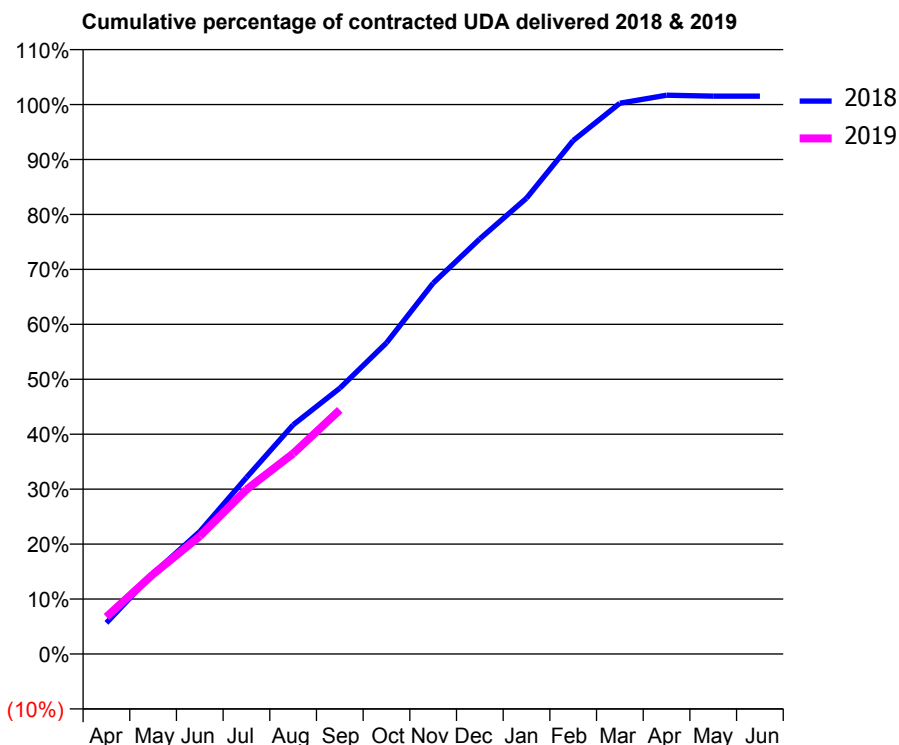
18/19 Contracted general activity (UDA)	20,521
Carry forward general activity (UDA)	-312
18/19 Contracted orthodontic activity (UOA)	0
Carry forward orthodontic activity (UOA)	0
Baseline contract value	£576,992.24

ACCESS*

Patients seen in 24 months	Total	Change since previous quarter
Quarter ending September 2017	7,178	
Quarter ending December 2017	7,122	→
Quarter ending March 2018	7,159	→
Quarter ending June 2018	7,019	↓
Quarter ending September 2018	6,811	↓
Variance since September 2017	(5.1%)	↓



ACTIVITY



Adjusted Scheduled Activity (UDA)		
Month	2018	2019
April	1,161	1,387
May	3,004	2,978
June	4,576	4,401
July	6,592	6,141
August	8,559	7,487
September	9,927	9,117
October	11,620	
November	13,851	
December	15,506	
January	17,022	
February	19,177	
March	20,570	
April	20,869	
May	20,832	
June	20,833	

QUALITY

	Quantity	Base Number	Contract	AT	Region	England
% of FP17s for the same patient ID Re-attending within 3 months - Children	56	1,384	4.0%	10.5%	11.5%	11.6%
% of FP17s for the same patient ID Re-attending within 3 months - Adults	136	1,806	7.5%	15.7%	16.5%	15.5%
% of FP17s for the same patient ID Re-attending between 3 & 9 months - Children	506	1,384	36.6%	44.8%	48.5%	58.8%
% of FP17s for the same patient ID Re-attending between 3 & 9 months - Adults	592	1,806	32.8%	37.0%	39.1%	51.1%
% of FP17s for Band 1 Urgent Courses	200	3,096	6.5%	10.9%	10.6%	9.0%
% of FP17s Relating to Free Repair or Replacements	12	3,096	0.4%	0.5%	0.5%	0.8%
% of FP17s Relating to Continuations	13	3,096	0.4%	0.7%	0.7%	0.9%
% of Patients satisfied with the dentistry they have received	1	1	N/A	90.7%	90.5%	93.3%
% of Patients satisfied with the time they had to wait for an appointment	1	1	N/A	82.5%	85.1%	88.9%

* This is based on patients treated on this contract for their most recent course of treatment. Figures in italics indicate the base number of FP17s or Patient Questionnaire responses are less than 100. N/A is shown where the base number of responses is less than 10 during the period. % is calculated as Quantity/Base number*100

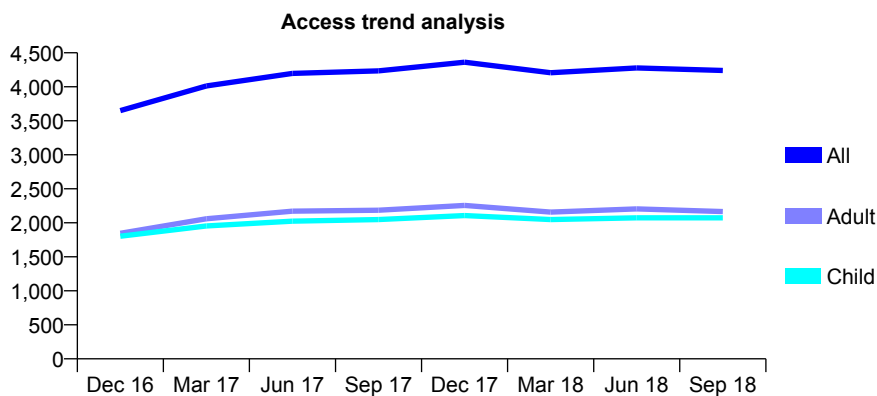
Q61 - Vital Signs At a Glance Contract Report for 128473/0001 - September 2018

Name or company name	The Anna House Partnership
Contract type name	GDS Contract
Purpose of contract	General
Contract start date	01/05/2015
Contract end date	

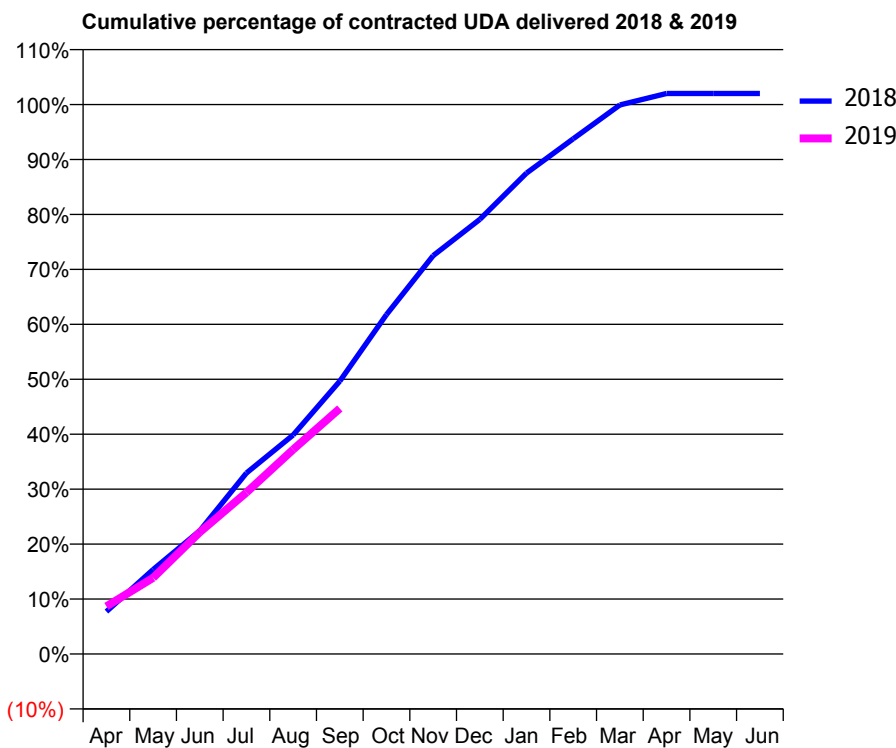
18/19 Contracted general activity (UDA)	17,027
Carry forward general activity (UDA)	-341
18/19 Contracted orthodontic activity (UOA)	0
Carry forward orthodontic activity (UOA)	0
Baseline contract value	£526,851.17

ACCESS*

Patients seen in 24 months	Total	Change since previous quarter
Quarter ending September 2017	4,235	
Quarter ending December 2017	4,362	↑
Quarter ending March 2018	4,206	↓
Quarter ending June 2018	4,277	→
Quarter ending September 2018	4,240	→
Variance since September 2017	0.1%	→



ACTIVITY



Month	Adjusted Scheduled Activity (UDA)	
	2018	2019
April	1,317	1,478
May	2,617	2,360
June	3,821	3,775
July	5,609	5,006
August	6,786	6,338
September	8,456	7,608
October	10,520	
November	12,344	
December	13,468	
January	14,904	
February	15,965	
March	17,012	
April	17,369	
May	17,369	
June	17,368	

QUALITY

	Quantity	Base Number	Contract	AT	Region	England
% of FP17s for the same patient ID Re-attending within 3 months - Children	95	1,409	6.7%	10.5%	11.5%	11.6%
% of FP17s for the same patient ID Re-attending within 3 months - Adults	168	1,278	13.1%	15.7%	16.5%	15.5%
% of FP17s for the same patient ID Re-attending between 3 & 9 months - Children	803	1,409	57.0%	44.8%	48.5%	58.8%
% of FP17s for the same patient ID Re-attending between 3 & 9 months - Adults	630	1,278	49.3%	37.0%	39.1%	51.1%
% of FP17s for Band 1 Urgent Courses	162	2,548	6.4%	10.9%	10.6%	9.0%
% of FP17s Relating to Free Repair or Replacements	0	2,548	0.0%	0.5%	0.5%	0.8%
% of FP17s Relating to Continuations	10	2,548	0.4%	0.7%	0.7%	0.9%
% of Patients satisfied with the dentistry they have received	4	5	N/A	90.7%	90.5%	93.3%
% of Patients satisfied with the time they had to wait for an appointment	5	5	N/A	82.5%	85.1%	88.9%

* This is based on patients treated on this contract for their most recent course of treatment. Figures in italics indicate the base number of FP17s or Patient Questionnaire responses are less than 100. N/A is shown where the base number of responses is less than 10 during the period. % is calculated as Quantity/Base number*100

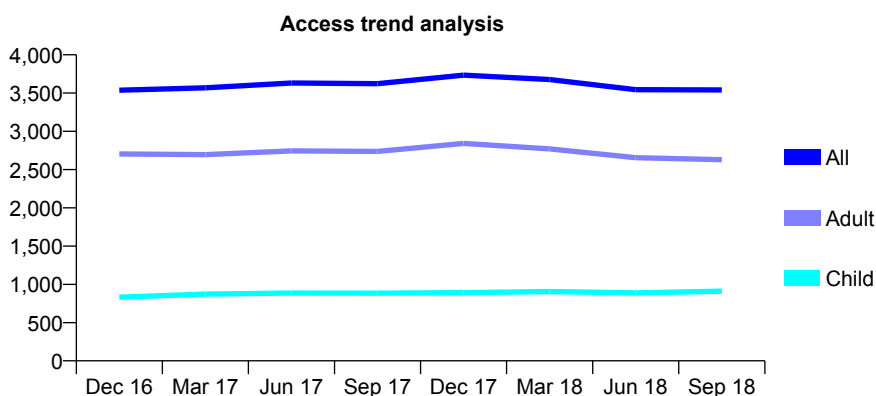
Q61 - Vital Signs At a Glance Contract Report for 129453/0001 - September 2018

Name or company name	Dr Margarita Vochaiti & Dr Aris Psathopoulk
Contract type name	GDS Contract
Purpose of contract	General
Contract start date	01/12/2012
Contract end date	

18/19 Contracted general activity (UDA)	7,242
Carry forward general activity (UDA)	-29
18/19 Contracted orthodontic activity (UOA)	0
Carry forward orthodontic activity (UOA)	0
Baseline contract value	£208,064.45

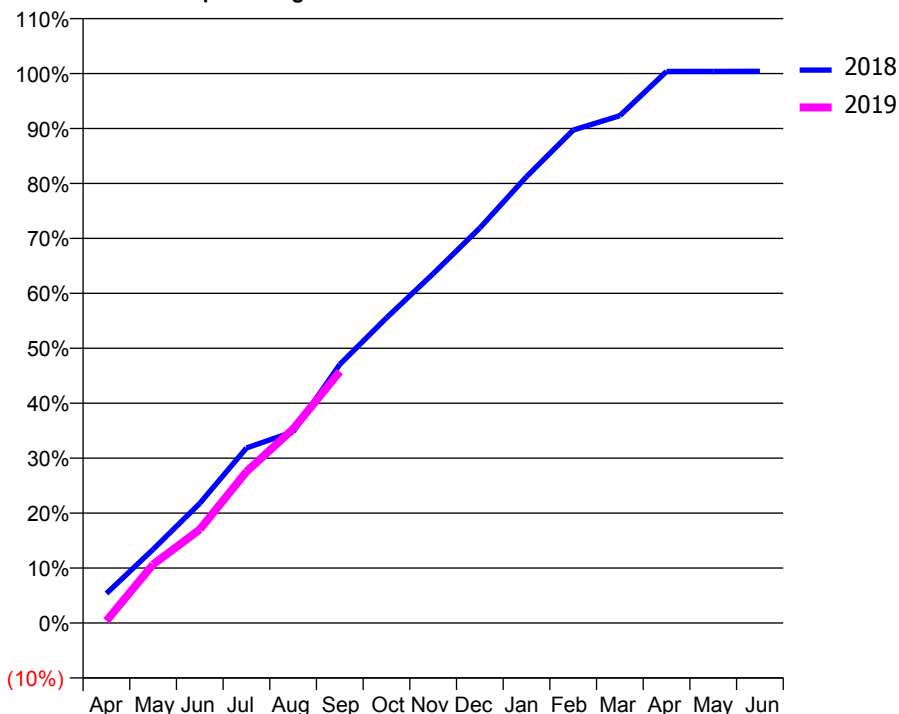
ACCESS*

Patients seen in 24 months	Total	Change since previous quarter
Quarter ending September 2017	3,622	
Quarter ending December 2017	3,734	↑
Quarter ending March 2018	3,677	↓
Quarter ending June 2018	3,544	↓
Quarter ending September 2018	3,540	→
Variance since September 2017	(2.3%)	↓



ACTIVITY

Cumulative percentage of contracted UDA delivered 2018 & 2019



Month	Adjusted Scheduled Activity (UDA)	
	2018	2019
April	390	29
May	970	773
June	1,577	1,233
July	2,306	1,995
August	2,521	2,558
September	3,408	3,313
October	4,021	
November	4,603	
December	5,207	
January	5,883	
February	6,496	
March	6,686	
April	7,269	
May	7,270	
June	7,271	

QUALITY

	Quantity	Base Number	Contract	AT	Region	England
% of FP17s for the same patient ID Re-attending within 3 months - Children	39	565	6.9%	10.5%	11.5%	11.6%
% of FP17s for the same patient ID Re-attending within 3 months - Adults	181	1,254	14.4%	15.7%	16.5%	15.5%
% of FP17s for the same patient ID Re-attending between 3 & 9 months - Children	196	565	34.7%	44.8%	48.5%	58.8%
% of FP17s for the same patient ID Re-attending between 3 & 9 months - Adults	307	1,254	24.5%	37.0%	39.1%	51.1%
% of FP17s for Band 1 Urgent Courses	147	1,578	9.3%	10.9%	10.6%	9.0%
% of FP17s Relating to Free Repair or Replacements	4	1,578	0.3%	0.5%	0.5%	0.8%
% of FP17s Relating to Continuations	7	1,578	0.4%	0.7%	0.7%	0.9%
% of Patients satisfied with the dentistry they have received	0	0	N/A	90.7%	90.5%	93.3%
% of Patients satisfied with the time they had to wait for an appointment	0	0	N/A	82.5%	85.1%	88.9%

* This is based on patients treated on this contract for their most recent course of treatment. Figures in italics indicate the base number of FP17s or Patient Questionnaire responses are less than 100. N/A is shown where the base number of responses is less than 10 during the period. % is calculated as Quantity/Base number*100

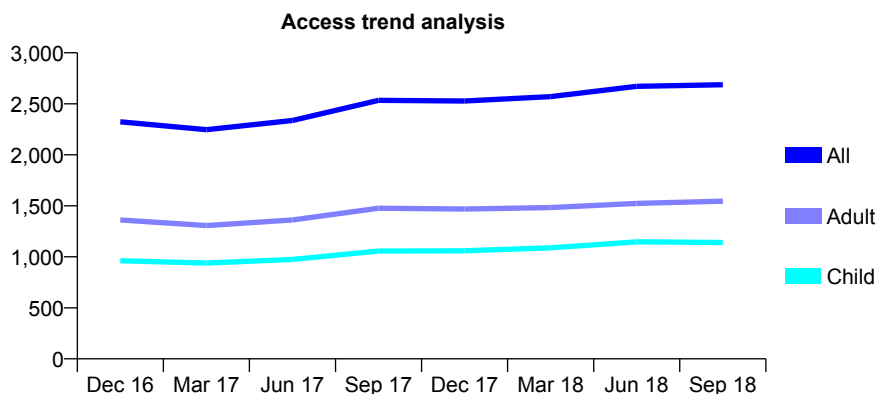
Q61 - Vital Signs At a Glance Contract Report for 129526/0001 - September 2018

Name or company name	S Emami and A P Sattarzadeh
Contract type name	GDS Contract
Purpose of contract	General
Contract start date	01/04/2014
Contract end date	

18/19 Contracted general activity (UDA)	7,074
Carry forward general activity (UDA)	0
18/19 Contracted orthodontic activity (UOA)	0
Carry forward orthodontic activity (UOA)	0
Baseline contract value	£255,944.60

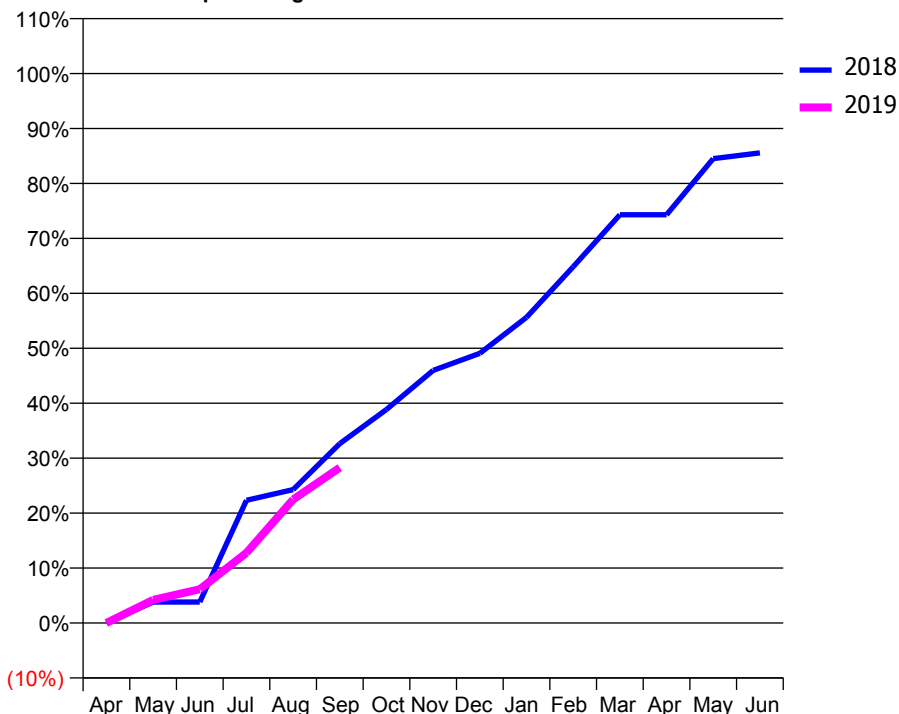
ACCESS*

Patients seen in 24 months	Total	Change since previous quarter
Quarter ending September 2017	2,534	
Quarter ending December 2017	2,528	→
Quarter ending March 2018	2,571	→
Quarter ending June 2018	2,671	↑
Quarter ending September 2018	2,687	→
Variance since September 2017	6.0%	↑



ACTIVITY

Cumulative percentage of contracted UDA delivered 2018 & 2019



Month	Adjusted Scheduled Activity (UDA)	
	2018	2019
April	0	0
May	271	298
June	271	435
July	1,581	904
August	1,717	1,591
September	2,310	2,001
October	2,749	
November	3,253	
December	3,472	
January	3,935	
February	4,585	
March	5,255	
April	5,255	
May	5,978	
June	6,053	

QUALITY

	Quantity	Base Number	Contract	AT	Region	England
% of FP17s for the same patient ID Re-attending within 3 months - Children	30	587	5.1%	10.5%	11.5%	11.6%
% of FP17s for the same patient ID Re-attending within 3 months - Adults	81	689	11.8%	15.7%	16.5%	15.5%
% of FP17s for the same patient ID Re-attending between 3 & 9 months - Children	246	587	41.9%	44.8%	48.5%	58.8%
% of FP17s for the same patient ID Re-attending between 3 & 9 months - Adults	219	689	31.8%	37.0%	39.1%	51.1%
% of FP17s for Band 1 Urgent Courses	70	702	10.0%	10.9%	10.6%	9.0%
% of FP17s Relating to Free Repair or Replacements	5	702	0.7%	0.5%	0.5%	0.8%
% of FP17s Relating to Continuations	1	702	0.1%	0.7%	0.7%	0.9%
% of Patients satisfied with the dentistry they have received	0	0	N/A	90.7%	90.5%	93.3%
% of Patients satisfied with the time they had to wait for an appointment	0	0	N/A	82.5%	85.1%	88.9%

* This is based on patients treated on this contract for their most recent course of treatment. Figures in italics indicate the base number of FP17s or Patient Questionnaire responses are less than 100. N/A is shown where the base number of responses is less than 10 during the period. % is calculated as Quantity/Base number*100

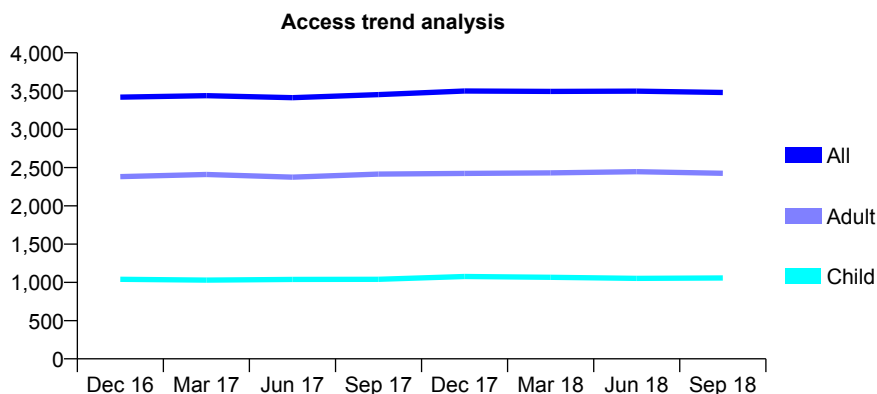
Q61 - Vital Signs At a Glance Contract Report for 130303/0001 - September 2018

Name or company name	Salmon Lane Dental Care
Contract type name	GDS Contract
Purpose of contract	General
Contract start date	19/11/2010
Contract end date	

18/19 Contracted general activity (UDA)	7,879
Carry forward general activity (UDA)	-158
18/19 Contracted orthodontic activity (UOA)	0
Carry forward orthodontic activity (UOA)	0
Baseline contract value	£225,576.00

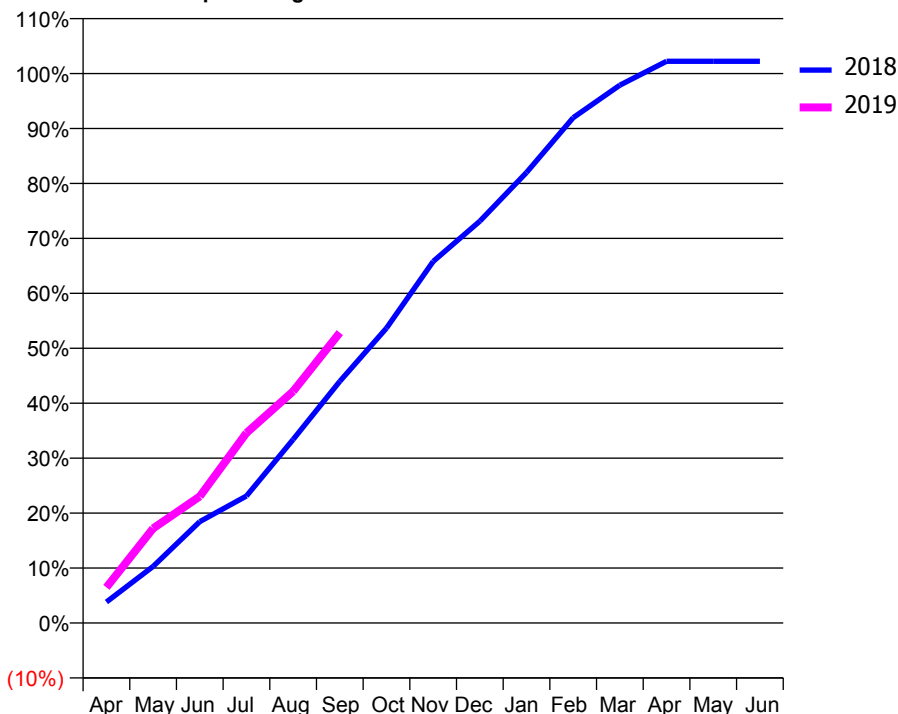
ACCESS*

Patients seen in 24 months	Total	Change since previous quarter
Quarter ending September 2017	3,454	
Quarter ending December 2017	3,500	→
Quarter ending March 2018	3,496	→
Quarter ending June 2018	3,499	→
Quarter ending September 2018	3,482	→
Variance since September 2017	0.8%	→



ACTIVITY

Cumulative percentage of contracted UDA delivered 2018 & 2019



Adjusted Scheduled Activity (UDA)

Month	2018	2019
April	301	512
May	812	1,357
June	1,453	1,816
July	1,822	2,725
August	2,632	3,323
September	3,465	4,164
October	4,228	
November	5,184	
December	5,761	
January	6,460	
February	7,246	
March	7,711	
April	8,054	
May	8,055	
June	8,055	

QUALITY

	Quantity	Base Number	Contract	AT	Region	England
% of FP17s for the same patient ID Re-attending within 3 months - Children	58	547	10.6%	10.5%	11.5%	11.6%
% of FP17s for the same patient ID Re-attending within 3 months - Adults	190	1,205	15.8%	15.7%	16.5%	15.5%
% of FP17s for the same patient ID Re-attending between 3 & 9 months - Children	137	547	25.0%	44.8%	48.5%	58.8%
% of FP17s for the same patient ID Re-attending between 3 & 9 months - Adults	298	1,205	24.7%	37.0%	39.1%	51.1%
% of FP17s for Band 1 Urgent Courses	167	1,353	12.3%	10.9%	10.6%	9.0%
% of FP17s Relating to Free Repair or Replacements	2	1,353	0.1%	0.5%	0.5%	0.8%
% of FP17s Relating to Continuations	7	1,353	0.5%	0.7%	0.7%	0.9%
% of Patients satisfied with the dentistry they have received	0	0	N/A	90.7%	90.5%	93.3%
% of Patients satisfied with the time they had to wait for an appointment	0	0	N/A	82.5%	85.1%	88.9%

* This is based on patients treated on this contract for their most recent course of treatment. Figures in italics indicate the base number of FP17s or Patient Questionnaire responses are less than 100. N/A is shown where the base number of responses is less than 10 during the period. % is calculated as Quantity/Base number*100

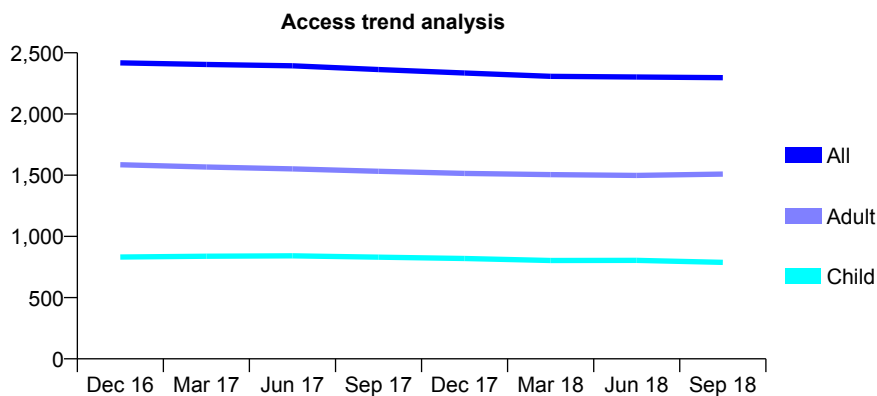
Q61 - Vital Signs At a Glance Contract Report for 131245/0001 - September 2018

Name or company name	Bullsmoor Dental Practice
Contract type name	GDS Contract
Purpose of contract	General
Contract start date	01/07/2013
Contract end date	

18/19 Contracted general activity (UDA)	7,000
Carry forward general activity (UDA)	0
18/19 Contracted orthodontic activity (UOA)	0
Carry forward orthodontic activity (UOA)	0
Baseline contract value	£176,919.58

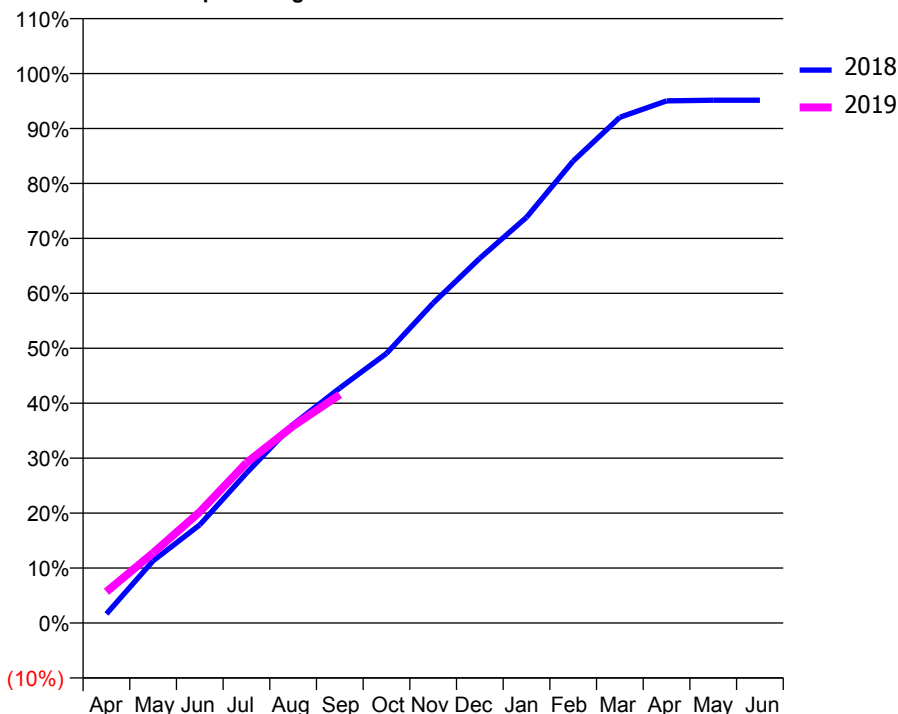
ACCESS*

Patients seen in 24 months	Total	Change since previous quarter
Quarter ending September 2017	2,363	
Quarter ending December 2017	2,335	↓
Quarter ending March 2018	2,308	↓
Quarter ending June 2018	2,302	→
Quarter ending September 2018	2,297	→
Variance since September 2017	(2.8%)	↓



ACTIVITY

Cumulative percentage of contracted UDA delivered 2018 & 2019



Month	Adjusted Scheduled Activity (UDA)	
	2018	2019
April	117	398
May	792	893
June	1,251	1,416
July	1,909	2,041
August	2,530	2,510
September	2,994	2,909
October	3,434	
November	4,077	
December	4,647	
January	5,168	
February	5,885	
March	6,442	
April	6,650	
May	6,660	
June	6,660	

QUALITY

	Quantity	Base Number	Contract	AT	Region	England
% of FP17s for the same patient ID Re-attending within 3 months - Children	40	662	6.0%	10.5%	11.5%	11.6%
% of FP17s for the same patient ID Re-attending within 3 months - Adults	92	1,011	9.1%	15.7%	16.5%	15.5%
% of FP17s for the same patient ID Re-attending between 3 & 9 months - Children	463	662	69.9%	44.8%	48.5%	58.8%
% of FP17s for the same patient ID Re-attending between 3 & 9 months - Adults	577	1,011	57.1%	37.0%	39.1%	51.1%
% of FP17s for Band 1 Urgent Courses	70	1,560	4.5%	10.9%	10.6%	9.0%
% of FP17s Relating to Free Repair or Replacements	6	1,560	0.4%	0.5%	0.5%	0.8%
% of FP17s Relating to Continuations	7	1,560	0.4%	0.7%	0.7%	0.9%
% of Patients satisfied with the dentistry they have received	1	1	N/A	90.7%	90.5%	93.3%
% of Patients satisfied with the time they had to wait for an appointment	0	1	N/A	82.5%	85.1%	88.9%

* This is based on patients treated on this contract for their most recent course of treatment. Figures in italics indicate the base number of FP17s or Patient Questionnaire responses are less than 100. N/A is shown where the base number of responses is less than 10 during the period. % is calculated as Quantity/Base number*100

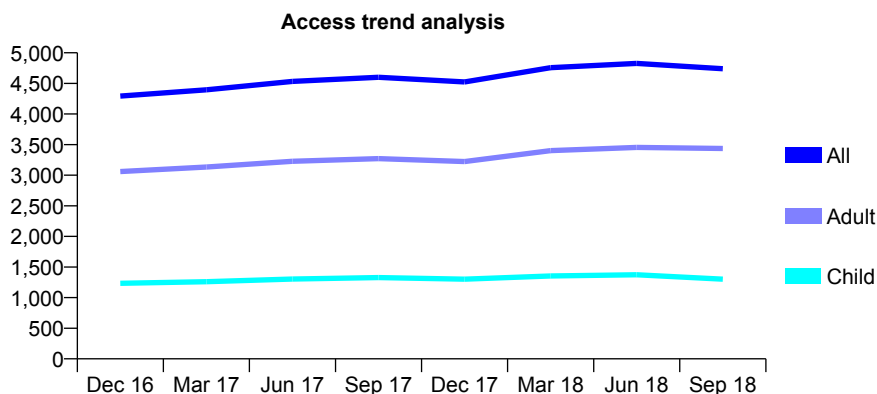
Q61 - Vital Signs At a Glance Contract Report for 132586/0001 - September 2018

Name or company name	Sct. Apollonia Dental Practice
Contract type name	GDS Contract
Purpose of contract	General
Contract start date	01/05/2007
Contract end date	

18/19 Contracted general activity (UDA)	14,164
Carry forward general activity (UDA)	-283
18/19 Contracted orthodontic activity (UOA)	0
Carry forward orthodontic activity (UOA)	0
Baseline contract value	£394,098.69

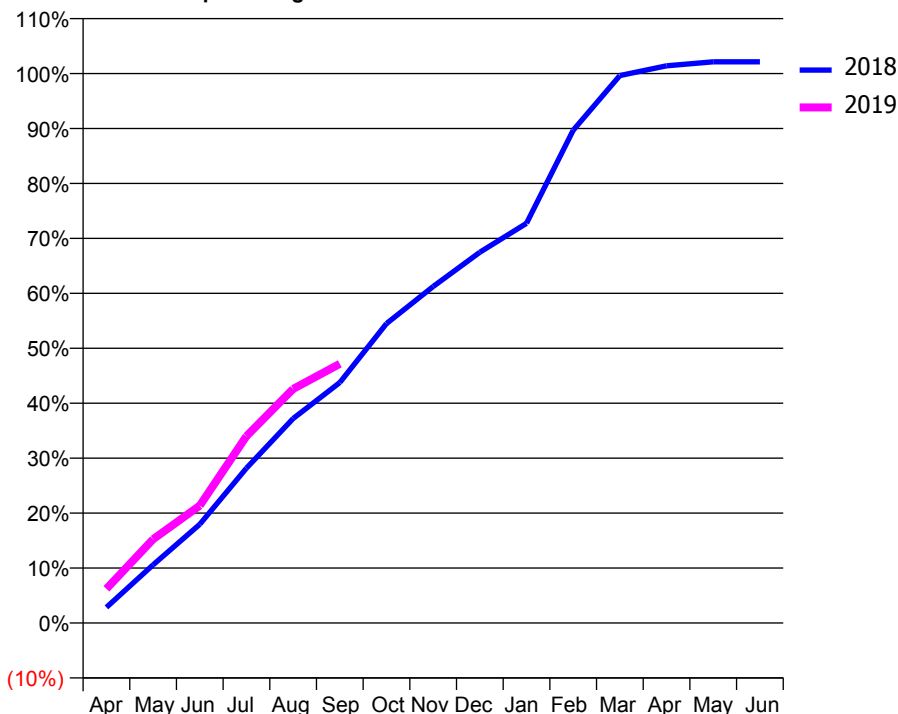
ACCESS*

Patients seen in 24 months	Total	Change since previous quarter
Quarter ending September 2017	4,600	
Quarter ending December 2017	4,524	↓
Quarter ending March 2018	4,756	↑
Quarter ending June 2018	4,827	→
Quarter ending September 2018	4,739	↓
Variance since September 2017	3.0%	↑



ACTIVITY

Cumulative percentage of contracted UDA delivered 2018 & 2019



Adjusted Scheduled Activity (UDA)

Month	2018	2019
April	404	883
May	1,501	2,161
June	2,546	3,025
July	3,993	4,816
August	5,273	6,034
September	6,199	6,682
October	7,718	
November	8,673	
December	9,557	
January	10,304	
February	12,704	
March	14,113	
April	14,362	
May	14,467	
June	14,464	

QUALITY

	Quantity	Base Number	Contract	AT	Region	England
% of FP17s for the same patient ID Re-attending within 3 months - Children	66	694	9.5%	10.5%	11.5%	11.6%
% of FP17s for the same patient ID Re-attending within 3 months - Adults	276	1,638	16.8%	15.7%	16.5%	15.5%
% of FP17s for the same patient ID Re-attending between 3 & 9 months - Children	331	694	47.7%	44.8%	48.5%	58.8%
% of FP17s for the same patient ID Re-attending between 3 & 9 months - Adults	514	1,638	31.4%	37.0%	39.1%	51.1%
% of FP17s for Band 1 Urgent Courses	343	2,219	15.5%	10.9%	10.6%	9.0%
% of FP17s Relating to Free Repair or Replacements	7	2,219	0.3%	0.5%	0.5%	0.8%
% of FP17s Relating to Continuations	6	2,219	0.3%	0.7%	0.7%	0.9%
% of Patients satisfied with the dentistry they have received	3	3	N/A	90.7%	90.5%	93.3%
% of Patients satisfied with the time they had to wait for an appointment	2	3	N/A	82.5%	85.1%	88.9%

* This is based on patients treated on this contract for their most recent course of treatment. Figures in italics indicate the base number of FP17s or Patient Questionnaire responses are less than 100. N/A is shown where the base number of responses is less than 10 during the period. % is calculated as Quantity/Base number*100

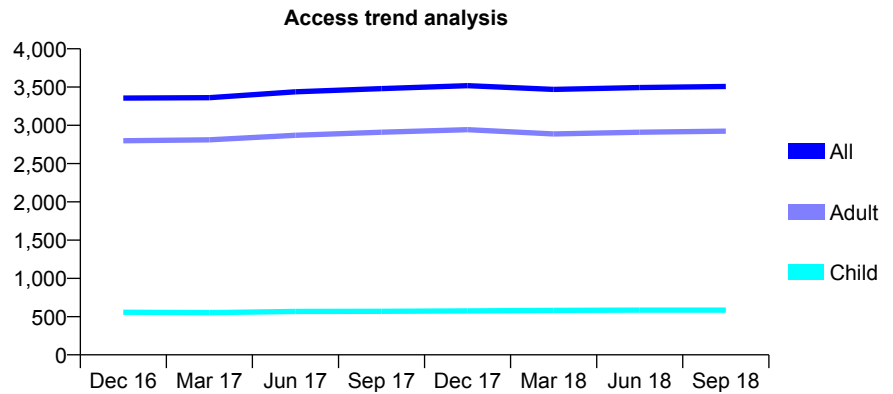
Q61 - Vital Signs At a Glance Contract Report for 132993/0001 - September 2018

Name or company name	Church View Dental Practice
Contract type name	GDS Contract
Purpose of contract	General
Contract start date	01/04/2010
Contract end date	

18/19 Contracted general activity (UDA)	14,120
Carry forward general activity (UDA)	0
18/19 Contracted orthodontic activity (UOA)	0
Carry forward orthodontic activity (UOA)	0
Baseline contract value	£442,733.31

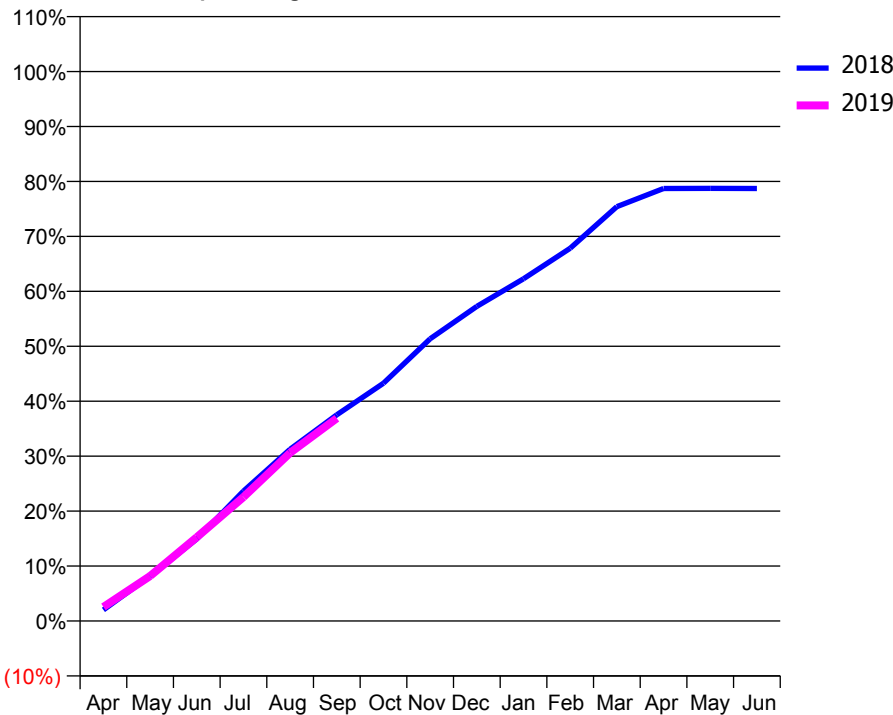
ACCESS*

Patients seen in 24 months	Total	Change since previous quarter
Quarter ending September 2017	3,479	
Quarter ending December 2017	3,518	→
Quarter ending March 2018	3,469	↓
Quarter ending June 2018	3,494	→
Quarter ending September 2018	3,507	→
Variance since September 2017	0.8%	→



ACTIVITY

Cumulative percentage of contracted UDA delivered 2018 & 2019



Month	Adjusted Scheduled Activity (UDA)	
	2018	2019
April	287	362
May	1,158	1,155
June	2,111	2,154
July	3,339	3,185
August	4,417	4,323
September	5,300	5,209
October	6,110	
November	7,254	
December	8,084	
January	8,795	
February	9,578	
March	10,648	
April	11,115	
May	11,116	
June	11,115	

QUALITY

	Quantity	Base Number	Contract	AT	Region	England
% of FP17s for the same patient ID Re-attending within 3 months - Children	43	458	9.4%	10.5%	11.5%	11.6%
% of FP17s for the same patient ID Re-attending within 3 months - Adults	449	2,180	20.6%	15.7%	16.5%	15.5%
% of FP17s for the same patient ID Re-attending between 3 & 9 months - Children	280	458	61.1%	44.8%	48.5%	58.8%
% of FP17s for the same patient ID Re-attending between 3 & 9 months - Adults	1,138	2,180	52.2%	37.0%	39.1%	51.1%
% of FP17s for Band 1 Urgent Courses	396	2,480	16.0%	10.9%	10.6%	9.0%
% of FP17s Relating to Free Repair or Replacements	29	2,480	1.2%	0.5%	0.5%	0.8%
% of FP17s Relating to Continuations	9	2,480	0.4%	0.7%	0.7%	0.9%
% of Patients satisfied with the dentistry they have received	5	5	N/A	90.7%	90.5%	93.3%
% of Patients satisfied with the time they had to wait for an appointment	5	5	N/A	82.5%	85.1%	88.9%

* This is based on patients treated on this contract for their most recent course of treatment. Figures in italics indicate the base number of FP17s or Patient Questionnaire responses are less than 100. N/A is shown where the base number of responses is less than 10 during the period. % is calculated as Quantity/Base number*100

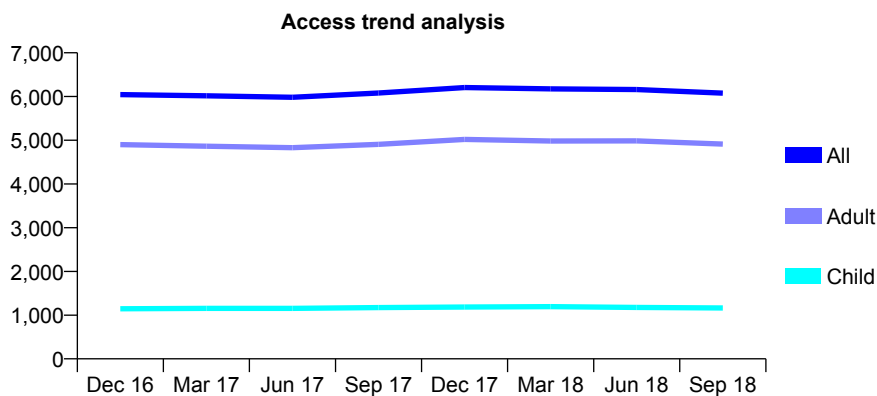
Q61 - Vital Signs At a Glance Contract Report for 133078/0001 - September 2018

Name or company name	R G Matthey Ltd
Contract type name	GDS Contract
Purpose of contract	General
Contract start date	01/01/2009
Contract end date	

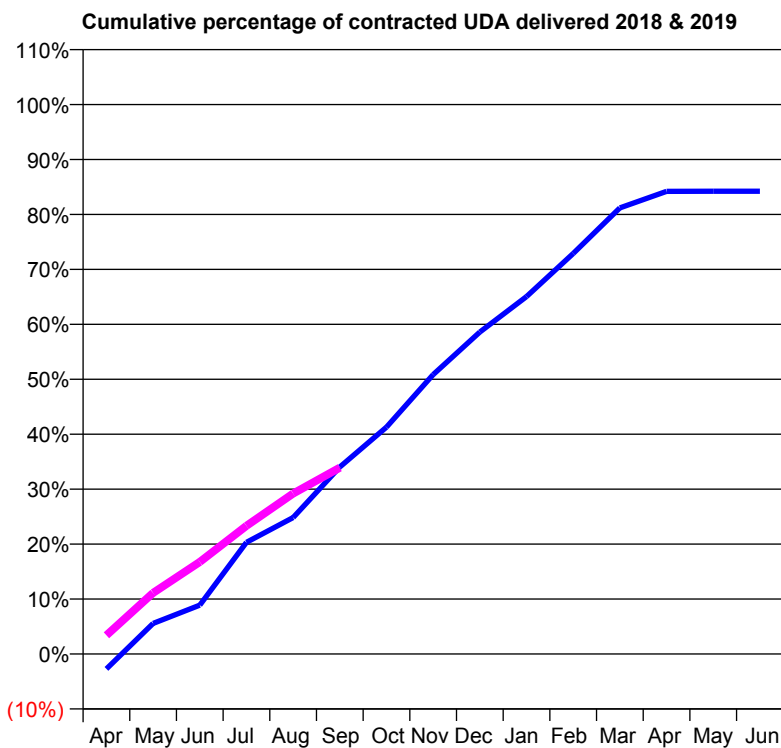
18/19 Contracted general activity (UDA)	20,451
Carry forward general activity (UDA)	0
18/19 Contracted orthodontic activity (UOA)	0
Carry forward orthodontic activity (UOA)	0
Baseline contract value	£534,146.97

ACCESS*

Patients seen in 24 months	Total	Change since previous quarter
Quarter ending September 2017	6,080	
Quarter ending December 2017	6,205	↑
Quarter ending March 2018	6,174	→
Quarter ending June 2018	6,160	→
Quarter ending September 2018	6,077	↓
Variance since September 2017	(0.0%)	→



ACTIVITY



Adjusted Scheduled Activity (UDA)		
Month	2018	2019
April	-557	698
May	1,139	2,276
June	1,817	3,427
July	4,157	4,772
August	5,080	5,974
September	6,963	6,937
October	8,446	
November	10,398	
December	11,984	
January	13,302	
February	14,905	
March	16,603	
April	17,216	
May	17,221	
June	17,221	

QUALITY

	Quantity	Base Number	Contract	AT	Region	England
% of FP17s for the same patient ID Re-attending within 3 months - Children	102	852	12.0%	10.5%	11.5%	11.6%
% of FP17s for the same patient ID Re-attending within 3 months - Adults	284	2,570	11.1%	15.7%	16.5%	15.5%
% of FP17s for the same patient ID Re-attending between 3 & 9 months - Children	496	852	58.2%	44.8%	48.5%	58.8%
% of FP17s for the same patient ID Re-attending between 3 & 9 months - Adults	1,231	2,570	47.9%	37.0%	39.1%	51.1%
% of FP17s for Band 1 Urgent Courses	314	3,167	9.9%	10.9%	10.6%	9.0%
% of FP17s Relating to Free Repair or Replacements	20	3,167	0.6%	0.5%	0.5%	0.8%
% of FP17s Relating to Continuations	42	3,167	1.3%	0.7%	0.7%	0.9%
% of Patients satisfied with the dentistry they have received	5	6	N/A	90.7%	90.5%	93.3%
% of Patients satisfied with the time they had to wait for an appointment	4	6	N/A	82.5%	85.1%	88.9%

* This is based on patients treated on this contract for their most recent course of treatment. Figures in italics indicate the base number of FP17s or Patient Questionnaire responses are less than 100. N/A is shown where the base number of responses is less than 10 during the period. % is calculated as Quantity/Base number*100

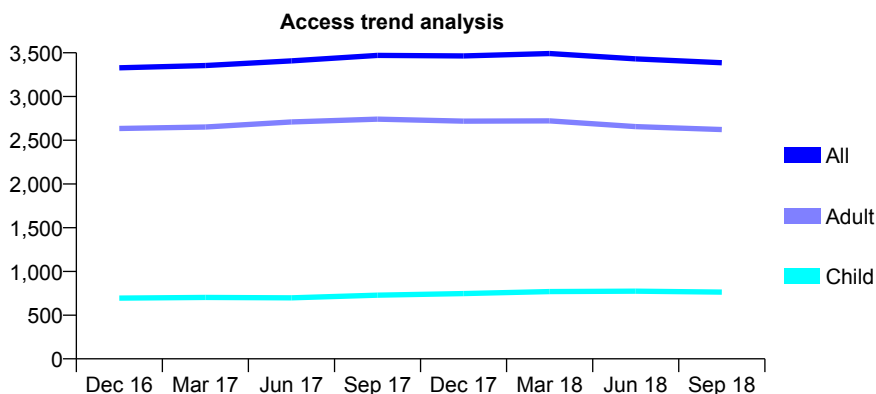
Q61 - Vital Signs At a Glance Contract Report for 133086/0001 - September 2018

Name or company name	Sennik Ltd
Contract type name	GDS Contract
Purpose of contract	General
Contract start date	01/04/2012
Contract end date	

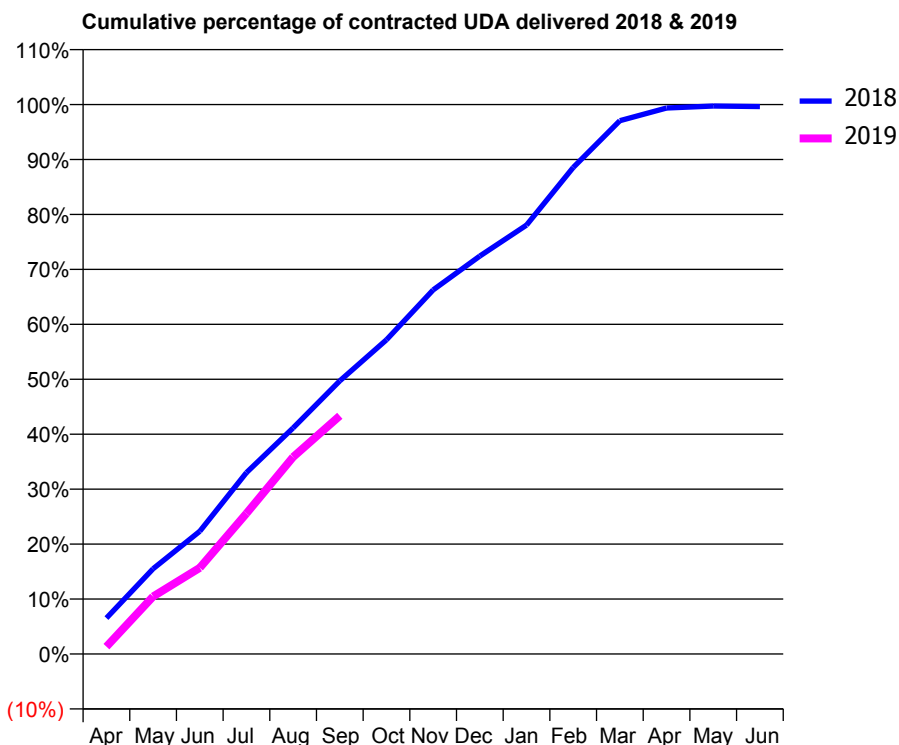
18/19 Contracted general activity (UDA)	10,567
Carry forward general activity (UDA)	38
18/19 Contracted orthodontic activity (UOA)	0
Carry forward orthodontic activity (UOA)	0
Baseline contract value	£346,154.16

ACCESS*

Patients seen in 24 months	Total	Change since previous quarter
Quarter ending September 2017	3,470	
Quarter ending December 2017	3,464	→
Quarter ending March 2018	3,491	→
Quarter ending June 2018	3,430	↓
Quarter ending September 2018	3,387	↓
Variance since September 2017	(2.4%)	↓



ACTIVITY



Month	Adjusted Scheduled Activity (UDA)	
	2018	2019
April	692	144
May	1,640	1,107
June	2,361	1,658
July	3,489	2,704
August	4,348	3,790
September	5,253	4,580
October	6,044	
November	7,001	
December	7,654	
January	8,247	
February	9,356	
March	10,256	
April	10,500	
May	10,539	
June	10,529	

QUALITY

	Quantity	Base Number	Contract	AT	Region	England
% of FP17s for the same patient ID Re-attending within 3 months - Children	24	505	4.8%	10.5%	11.5%	11.6%
% of FP17s for the same patient ID Re-attending within 3 months - Adults	193	1,430	13.5%	15.7%	16.5%	15.5%
% of FP17s for the same patient ID Re-attending between 3 & 9 months - Children	261	505	51.7%	44.8%	48.5%	58.8%
% of FP17s for the same patient ID Re-attending between 3 & 9 months - Adults	598	1,430	41.8%	37.0%	39.1%	51.1%
% of FP17s for Band 1 Urgent Courses	181	1,835	9.9%	10.9%	10.6%	9.0%
% of FP17s Relating to Free Repair or Replacements	26	1,835	1.4%	0.5%	0.5%	0.8%
% of FP17s Relating to Continuations	8	1,835	0.4%	0.7%	0.7%	0.9%
% of Patients satisfied with the dentistry they have received	0	0	N/A	90.7%	90.5%	93.3%
% of Patients satisfied with the time they had to wait for an appointment	0	0	N/A	82.5%	85.1%	88.9%

* This is based on patients treated on this contract for their most recent course of treatment. Figures in italics indicate the base number of FP17s or Patient Questionnaire responses are less than 100. N/A is shown where the base number of responses is less than 10 during the period. % is calculated as Quantity/Base number*100

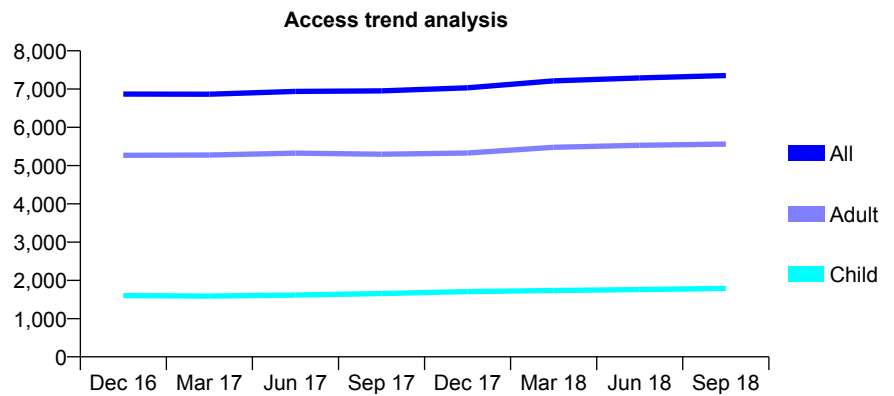
Q61 - Vital Signs At a Glance Contract Report for 133205/0001 - September 2018

Name or company name	Broadway Dental Care
Contract type name	GDS Contract
Purpose of contract	General
Contract start date	06/06/2012
Contract end date	

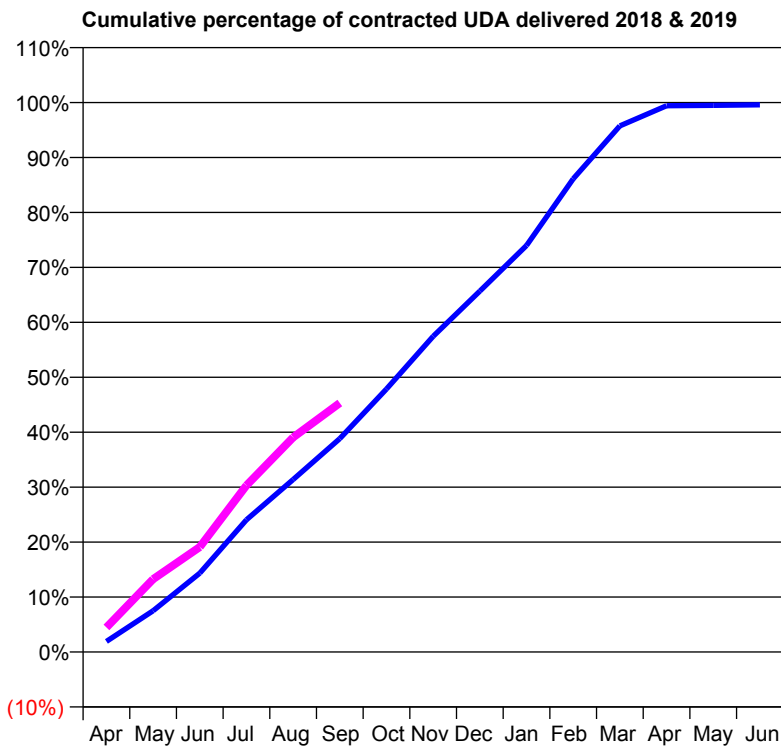
18/19 Contracted general activity (UDA)	18,422
Carry forward general activity (UDA)	78
18/19 Contracted orthodontic activity (UOA)	0
Carry forward orthodontic activity (UOA)	0
Baseline contract value	£536,228.79

ACCESS*

Patients seen in 24 months	Total	Change since previous quarter
Quarter ending September 2017	6,952	
Quarter ending December 2017	7,034	→
Quarter ending March 2018	7,213	↑
Quarter ending June 2018	7,290	→
Quarter ending September 2018	7,353	→
Variance since September 2017	5.8%	↑



ACTIVITY



Month	Adjusted Scheduled Activity (UDA)	
	2018	2019
April	356	823
May	1,384	2,444
June	2,643	3,519
July	4,434	5,584
August	5,780	7,196
September	7,156	8,347
October	8,816	
November	10,583	
December	12,101	
January	13,627	
February	15,864	
March	17,640	
April	18,314	
May	18,328	
June	18,344	

QUALITY

	Quantity	Base Number	Contract	AT	Region	England
% of FP17s for the same patient ID Re-attending within 3 months - Children	112	1,308	8.6%	10.5%	11.5%	11.6%
% of FP17s for the same patient ID Re-attending within 3 months - Adults	498	3,626	13.7%	15.7%	16.5%	15.5%
% of FP17s for the same patient ID Re-attending between 3 & 9 months - Children	740	1,308	56.6%	44.8%	48.5%	58.8%
% of FP17s for the same patient ID Re-attending between 3 & 9 months - Adults	1,834	3,626	50.6%	37.0%	39.1%	51.1%
% of FP17s for Band 1 Urgent Courses	328	4,130	7.9%	10.9%	10.6%	9.0%
% of FP17s Relating to Free Repair or Replacements	53	4,130	1.3%	0.5%	0.5%	0.8%
% of FP17s Relating to Continuations	5	4,130	0.1%	0.7%	0.7%	0.9%
% of Patients satisfied with the dentistry they have received	3	3	N/A	90.7%	90.5%	93.3%
% of Patients satisfied with the time they had to wait for an appointment	2	3	N/A	82.5%	85.1%	88.9%

* This is based on patients treated on this contract for their most recent course of treatment. Figures in italics indicate the base number of FP17s or Patient Questionnaire responses are less than 100. N/A is shown where the base number of responses is less than 10 during the period. % is calculated as Quantity/Base number*100

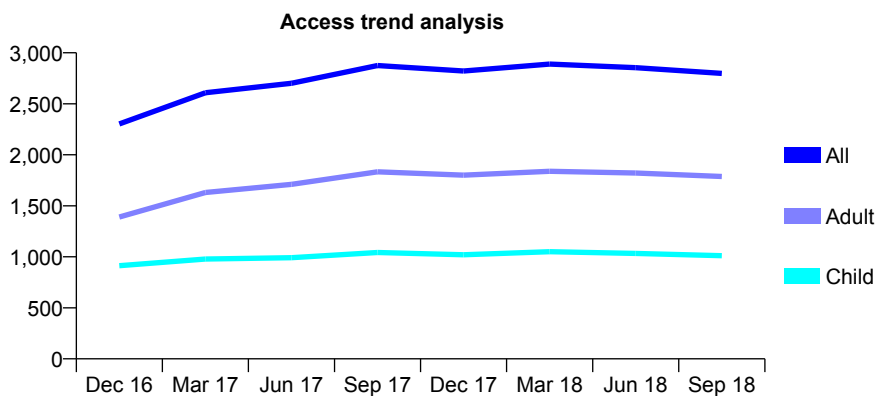
Q61 - Vital Signs At a Glance Contract Report for 133655/0001 - September 2018

Name or company name	Crouch Hall Dental Care
Contract type name	GDS Contract
Purpose of contract	General
Contract start date	01/05/2015
Contract end date	

18/19 Contracted general activity (UDA)	6,025
Carry forward general activity (UDA)	214
18/19 Contracted orthodontic activity (UOA)	0
Carry forward orthodontic activity (UOA)	0
Baseline contract value	£137,615.13

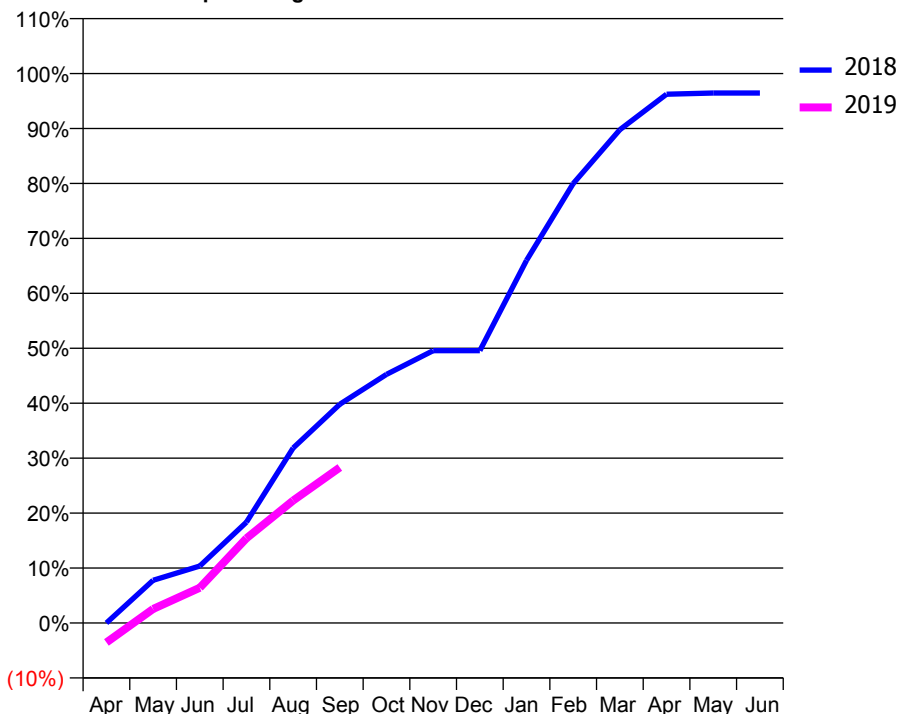
ACCESS*

Patients seen in 24 months	Total	Change since previous quarter
Quarter ending September 2017	2,875	
Quarter ending December 2017	2,821	↓
Quarter ending March 2018	2,889	↑
Quarter ending June 2018	2,854	↓
Quarter ending September 2018	2,798	↓
Variance since September 2017	(2.7%)	↓



ACTIVITY

Cumulative percentage of contracted UDA delivered 2018 & 2019



Adjusted Scheduled Activity (UDA)

Month	2018	2019
April	0	-214
May	469	155
June	624	387
July	1,106	929
August	1,919	1,342
September	2,398	1,706
October	2,726	
November	2,987	
December	2,987	
January	3,976	
February	4,818	
March	5,409	
April	5,798	
May	5,811	
June	5,811	

QUALITY

	Quantity	Base Number	Contract	AT	Region	England
% of FP17s for the same patient ID Re-attending within 3 months - Children	29	490	5.9%	10.5%	11.5%	11.6%
% of FP17s for the same patient ID Re-attending within 3 months - Adults	43	676	6.4%	15.7%	16.5%	15.5%
% of FP17s for the same patient ID Re-attending between 3 & 9 months - Children	194	490	39.6%	44.8%	48.5%	58.8%
% of FP17s for the same patient ID Re-attending between 3 & 9 months - Adults	180	676	26.6%	37.0%	39.1%	51.1%
% of FP17s for Band 1 Urgent Courses	56	1,005	5.6%	10.9%	10.6%	9.0%
% of FP17s Relating to Free Repair or Replacements	0	1,005	0.0%	0.5%	0.5%	0.8%
% of FP17s Relating to Continuations	10	1,005	1.0%	0.7%	0.7%	0.9%
% of Patients satisfied with the dentistry they have received	1	1	N/A	90.7%	90.5%	93.3%
% of Patients satisfied with the time they had to wait for an appointment	1	1	N/A	82.5%	85.1%	88.9%

* This is based on patients treated on this contract for their most recent course of treatment. Figures in italics indicate the base number of FP17s or Patient Questionnaire responses are less than 100. N/A is shown where the base number of responses is less than 10 during the period. % is calculated as Quantity/Base number*100

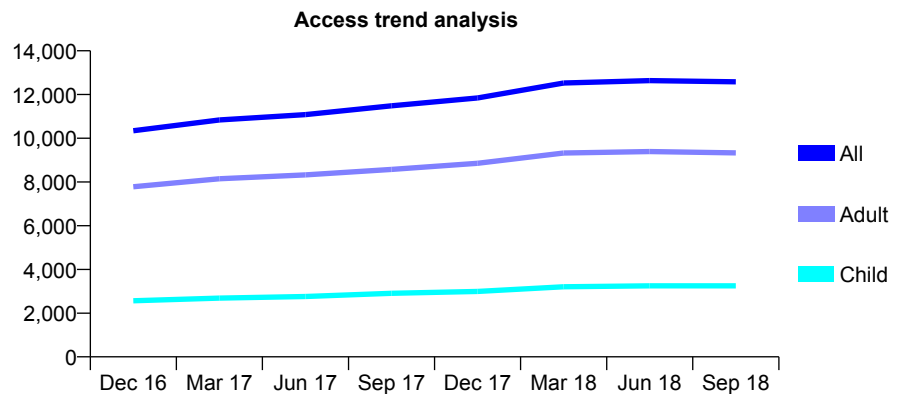
Q61 - Vital Signs At a Glance Contract Report for 134805/0001 - September 2018

Name or company name	Whalebone Lane Limited
Contract type name	GDS Contract
Purpose of contract	General
Contract start date	01/08/2011
Contract end date	

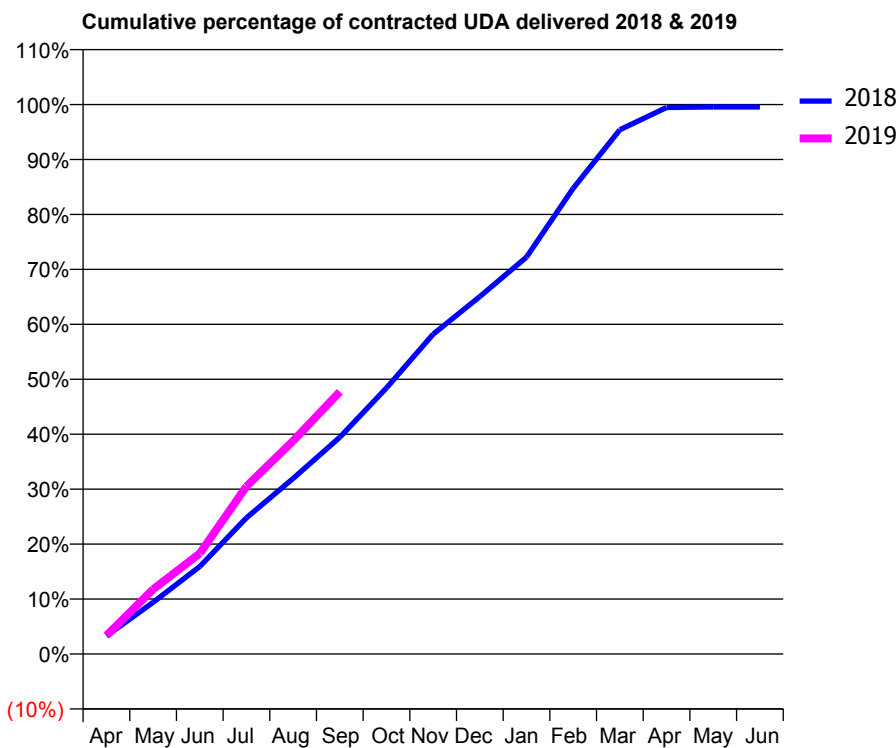
18/19 Contracted general activity (UDA)	38,503
Carry forward general activity (UDA)	170
18/19 Contracted orthodontic activity (UOA)	0
Carry forward orthodontic activity (UOA)	0
Baseline contract value	£1,791,444.87

ACCESS*

Patients seen in 24 months	Total	Change since previous quarter
Quarter ending September 2017	11,484	
Quarter ending December 2017	11,844	↑
Quarter ending March 2018	12,529	↑
Quarter ending June 2018	12,637	→
Quarter ending September 2018	12,580	→
Variance since September 2017	9.5%	↑



ACTIVITY



Month	Adjusted Scheduled Activity (UDA)	
	2018	2019
April	1,266	1,294
May	3,621	4,533
June	6,136	7,053
July	9,542	11,754
August	12,297	14,933
September	15,186	18,376
October	18,644	
November	22,411	
December	25,041	
January	27,810	
February	32,628	
March	36,735	
April	38,291	
May	38,334	
June	38,333	

QUALITY

	Quantity	Base Number	Contract	AT	Region	England
% of FP17s for the same patient ID Re-attending within 3 months - Children	260	2,004	13.0%	10.5%	11.5%	11.6%
% of FP17s for the same patient ID Re-attending within 3 months - Adults	962	4,873	19.7%	15.7%	16.5%	15.5%
% of FP17s for the same patient ID Re-attending between 3 & 9 months - Children	547	2,004	27.3%	44.8%	48.5%	58.8%
% of FP17s for the same patient ID Re-attending between 3 & 9 months - Adults	1,020	4,873	20.9%	37.0%	39.1%	51.1%
% of FP17s for Band 1 Urgent Courses	330	6,271	5.3%	10.9%	10.6%	9.0%
% of FP17s Relating to Free Repair or Replacements	4	6,271	0.1%	0.5%	0.5%	0.8%
% of FP17s Relating to Continuations	453	6,271	7.2%	0.7%	0.7%	0.9%
% of Patients satisfied with the dentistry they have received	3	3	N/A	90.7%	90.5%	93.3%
% of Patients satisfied with the time they had to wait for an appointment	3	3	N/A	82.5%	85.1%	88.9%

* This is based on patients treated on this contract for their most recent course of treatment. Figures in italics indicate the base number of FP17s or Patient Questionnaire responses are less than 100. N/A is shown where the base number of responses is less than 10 during the period. % is calculated as Quantity/Base number*100

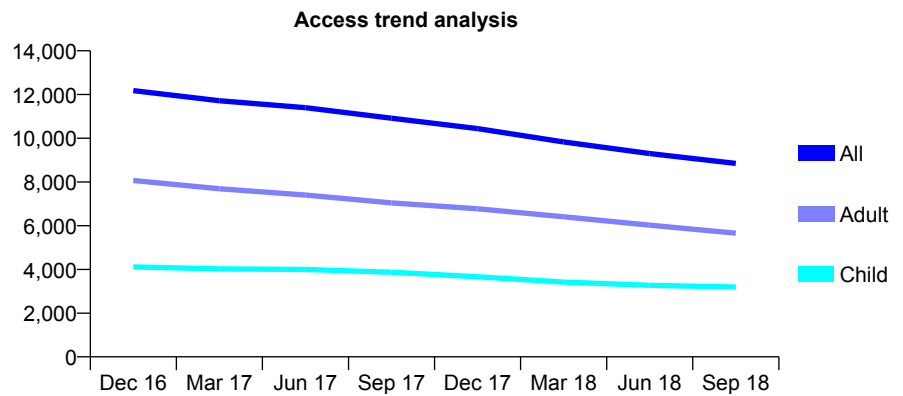
Q61 - Vital Signs At a Glance Contract Report for 134929/0001 - September 2018

Name or company name	Du Toit & Burger Partnership Ltd
Contract type name	GDS Contract
Purpose of contract	General
Contract start date	01/04/2007
Contract end date	

18/19 Contracted general activity (UDA)	35,374
Carry forward general activity (UDA)	0
18/19 Contracted orthodontic activity (UOA)	0
Carry forward orthodontic activity (UOA)	0
Baseline contract value	£1,092,865.83

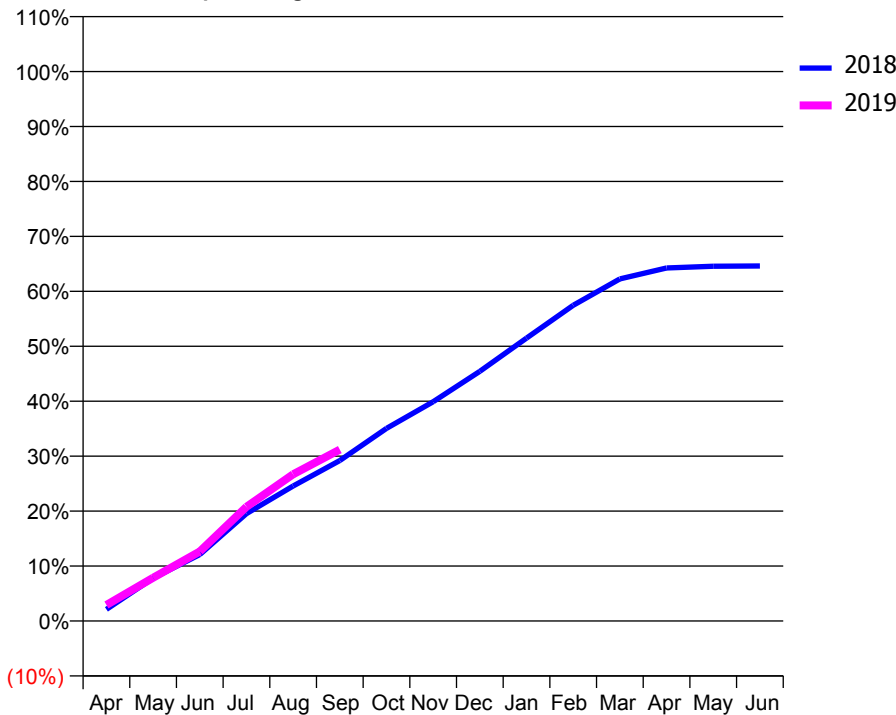
ACCESS*

Patients seen in 24 months	Total	Change since previous quarter
Quarter ending September 2017	10,916	
Quarter ending December 2017	10,438	↓
Quarter ending March 2018	9,829	↓
Quarter ending June 2018	9,298	↓
Quarter ending September 2018	8,848	↓
Variance since September 2017	(18.9%)	↓



ACTIVITY

Cumulative percentage of contracted UDA delivered 2018 & 2019



Month	Adjusted Scheduled Activity (UDA)	
	2018	2019
April	751	1,038
May	2,761	2,782
June	4,277	4,473
July	6,919	7,351
August	8,690	9,448
September	10,331	11,038
October	12,402	
November	14,120	
December	16,074	
January	18,210	
February	20,322	
March	22,019	
April	22,726	
May	22,839	
June	22,855	

QUALITY

	Quantity	Base Number	Contract	AT	Region	England
% of FP17s for the same patient ID Re-attending within 3 months - Children	93	1,894	4.9%	10.5%	11.5%	11.6%
% of FP17s for the same patient ID Re-attending within 3 months - Adults	336	2,998	11.2%	15.7%	16.5%	15.5%
% of FP17s for the same patient ID Re-attending between 3 & 9 months - Children	868	1,894	45.8%	44.8%	48.5%	58.8%
% of FP17s for the same patient ID Re-attending between 3 & 9 months - Adults	1,298	2,998	43.3%	37.0%	39.1%	51.1%
% of FP17s for Band 1 Urgent Courses	368	4,549	8.1%	10.9%	10.6%	9.0%
% of FP17s Relating to Free Repair or Replacements	18	4,549	0.4%	0.5%	0.5%	0.8%
% of FP17s Relating to Continuations	21	4,549	0.5%	0.7%	0.7%	0.9%
% of Patients satisfied with the dentistry they have received	4	5	N/A	90.7%	90.5%	93.3%
% of Patients satisfied with the time they had to wait for an appointment	4	5	N/A	82.5%	85.1%	88.9%

* This is based on patients treated on this contract for their most recent course of treatment. Figures in italics indicate the base number of FP17s or Patient Questionnaire responses are less than 100. N/A is shown where the base number of responses is less than 10 during the period. % is calculated as Quantity/Base number*100

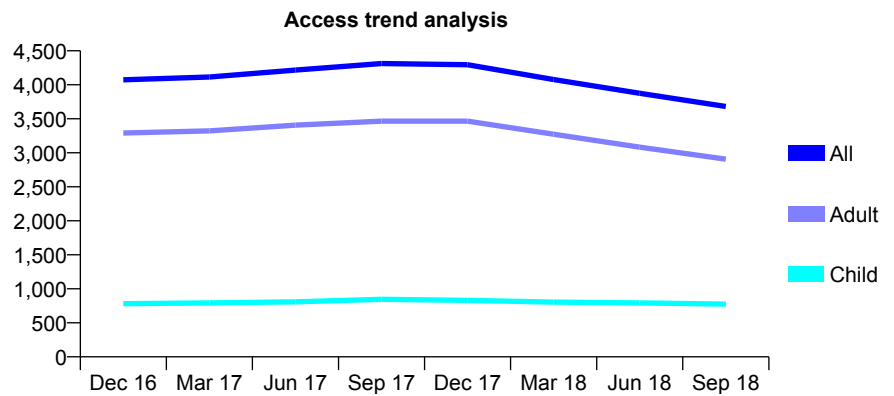
Q61 - Vital Signs At a Glance Contract Report for 135674/0002 - September 2018

Name or company name	East Side Dental Practice
Contract type name	GDS Contract
Purpose of contract	General
Contract start date	01/09/2007
Contract end date	

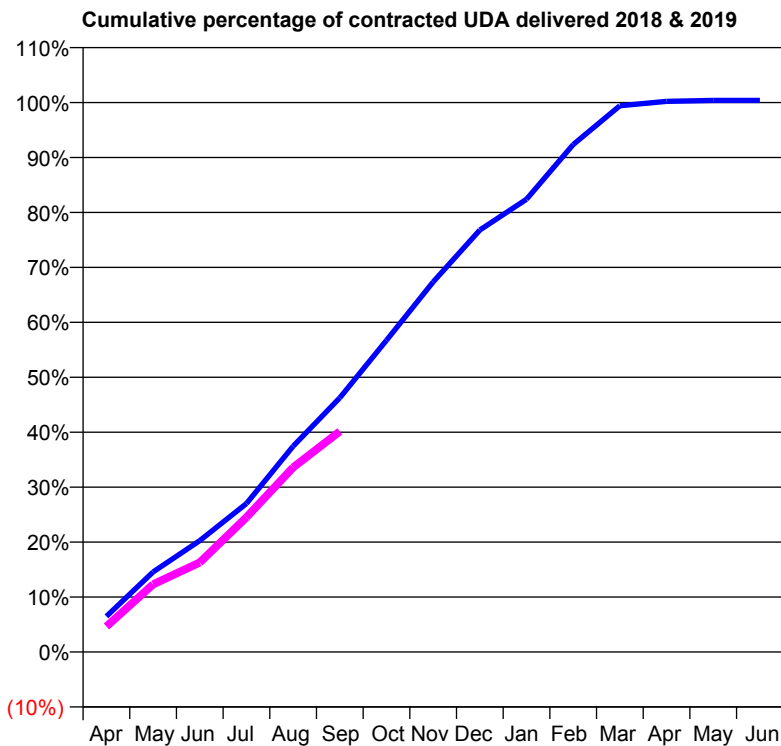
18/19 Contracted general activity (UDA)	10,888
Carry forward general activity (UDA)	-42
18/19 Contracted orthodontic activity (UOA)	0
Carry forward orthodontic activity (UOA)	0
Baseline contract value	£348,002.26

ACCESS*

Patients seen in 24 months	Total	Change since previous quarter
Quarter ending September 2017	4,312	
Quarter ending December 2017	4,295	→
Quarter ending March 2018	4,078	↓
Quarter ending June 2018	3,876	↓
Quarter ending September 2018	3,682	↓
Variance since September 2017	(14.6%)	↓



ACTIVITY



Month	Adjusted Scheduled Activity (UDA)	
	2018	2019
April	706	507
May	1,588	1,341
June	2,209	1,773
July	2,941	2,670
August	4,079	3,659
September	5,036	4,370
October	6,177	
November	7,333	
December	8,360	
January	8,972	
February	10,056	
March	10,824	
April	10,910	
May	10,930	
June	10,930	

QUALITY

	Quantity	Base Number	Contract	AT	Region	England
% of FP17s for the same patient ID Re-attending within 3 months - Children	37	427	8.7%	10.5%	11.5%	11.6%
% of FP17s for the same patient ID Re-attending within 3 months - Adults	149	1,093	13.6%	15.7%	16.5%	15.5%
% of FP17s for the same patient ID Re-attending between 3 & 9 months - Children	146	427	34.2%	44.8%	48.5%	58.8%
% of FP17s for the same patient ID Re-attending between 3 & 9 months - Adults	315	1,093	28.8%	37.0%	39.1%	51.1%
% of FP17s for Band 1 Urgent Courses	182	1,479	12.3%	10.9%	10.6%	9.0%
% of FP17s Relating to Free Repair or Replacements	2	1,479	0.1%	0.5%	0.5%	0.8%
% of FP17s Relating to Continuations	5	1,479	0.3%	0.7%	0.7%	0.9%
% of Patients satisfied with the dentistry they have received	0	0	N/A	90.7%	90.5%	93.3%
% of Patients satisfied with the time they had to wait for an appointment	0	0	N/A	82.5%	85.1%	88.9%

* This is based on patients treated on this contract for their most recent course of treatment. Figures in italics indicate the base number of FP17s or Patient Questionnaire responses are less than 100. N/A is shown where the base number of responses is less than 10 during the period. % is calculated as Quantity/Base number*100

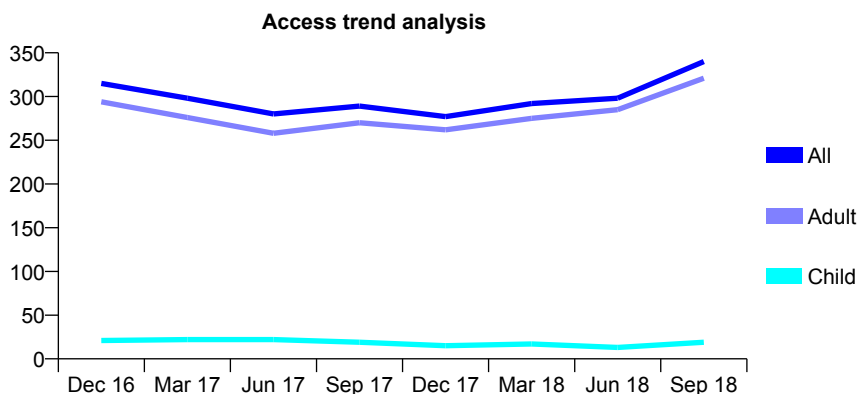
Q61 - Vital Signs At a Glance Contract Report for 136158/0001 - September 2018

Name or company name	Dental Solutions Urgent Treatment Service
Contract type name	GDS Contract
Purpose of contract	General
Contract start date	16/12/2009
Contract end date	

18/19 Contracted general activity (UDA)	624
Carry forward general activity (UDA)	25
18/19 Contracted orthodontic activity (UOA)	0
Carry forward orthodontic activity (UOA)	0
Baseline contract value	£29,669.18

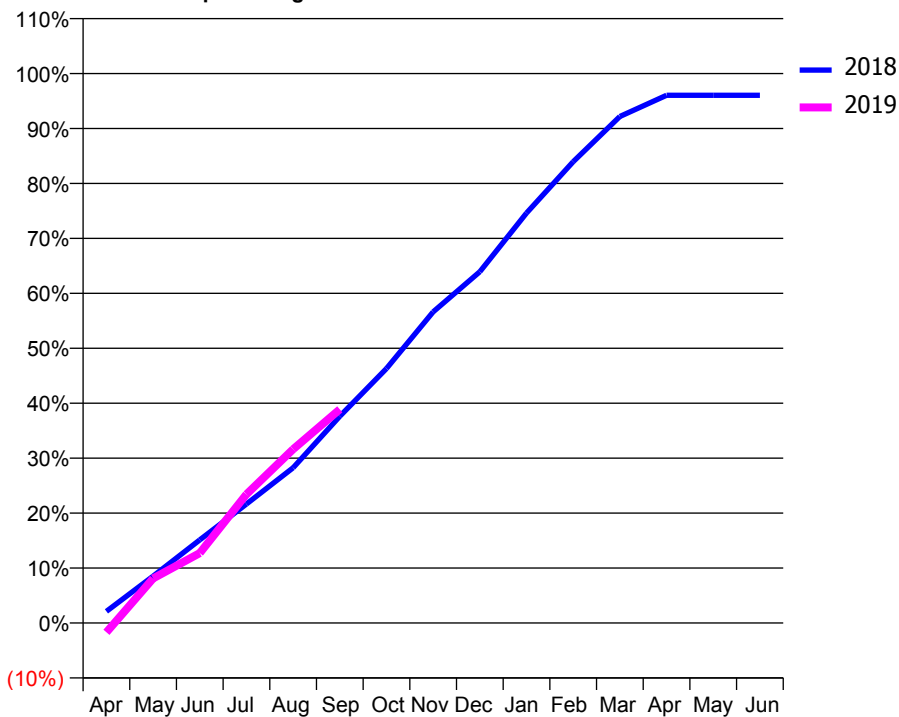
ACCESS*

Patients seen in 24 months	Total	Change since previous quarter
Quarter ending September 2017	289	
Quarter ending December 2017	277	↓
Quarter ending March 2018	292	↑
Quarter ending June 2018	298	↑
Quarter ending September 2018	340	↑
Variance since September 2017	17.6%	↑



ACTIVITY

Cumulative percentage of contracted UDA delivered 2018 & 2019



Month	Adjusted Scheduled Activity (UDA)	
	2018	2019
April	13	-11
May	53	51
June	94	79
July	135	146
August	176	197
September	235	243
October	289	
November	353	
December	399	
January	466	
February	524	
March	575	
April	599	
May	599	
June	599	

QUALITY

	Quantity	Base Number	Contract	AT	Region	England
% of FP17s for the same patient ID Re-attending within 3 months - Children	0	30	0.0%	10.5%	11.5%	11.6%
% of FP17s for the same patient ID Re-attending within 3 months - Adults	3	210	1.4%	15.7%	16.5%	15.5%
% of FP17s for the same patient ID Re-attending between 3 & 9 months - Children	0	30	0.0%	44.8%	48.5%	58.8%
% of FP17s for the same patient ID Re-attending between 3 & 9 months - Adults	5	210	2.4%	37.0%	39.1%	51.1%
% of FP17s for Band 1 Urgent Courses	207	220	94.1%	10.9%	10.6%	9.0%
% of FP17s Relating to Free Repair or Replacements	0	220	0.0%	0.5%	0.5%	0.8%
% of FP17s Relating to Continuations	0	220	0.0%	0.7%	0.7%	0.9%
% of Patients satisfied with the dentistry they have received	0	0	N/A	90.7%	90.5%	93.3%
% of Patients satisfied with the time they had to wait for an appointment	0	0	N/A	82.5%	85.1%	88.9%

* This is based on patients treated on this contract for their most recent course of treatment. Figures in italics indicate the base number of FP17s or Patient Questionnaire responses are less than 100. N/A is shown where the base number of responses is less than 10 during the period. % is calculated as Quantity/Base number*100

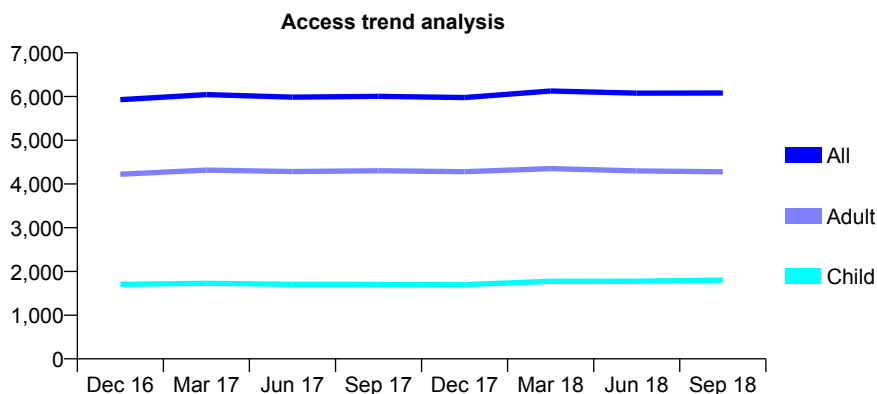
Q61 - Vital Signs At a Glance Contract Report for 136409/0001 - September 2018

Name or company name	High Barnet Dental Care
Contract type name	GDS Contract
Purpose of contract	General
Contract start date	01/08/2007
Contract end date	

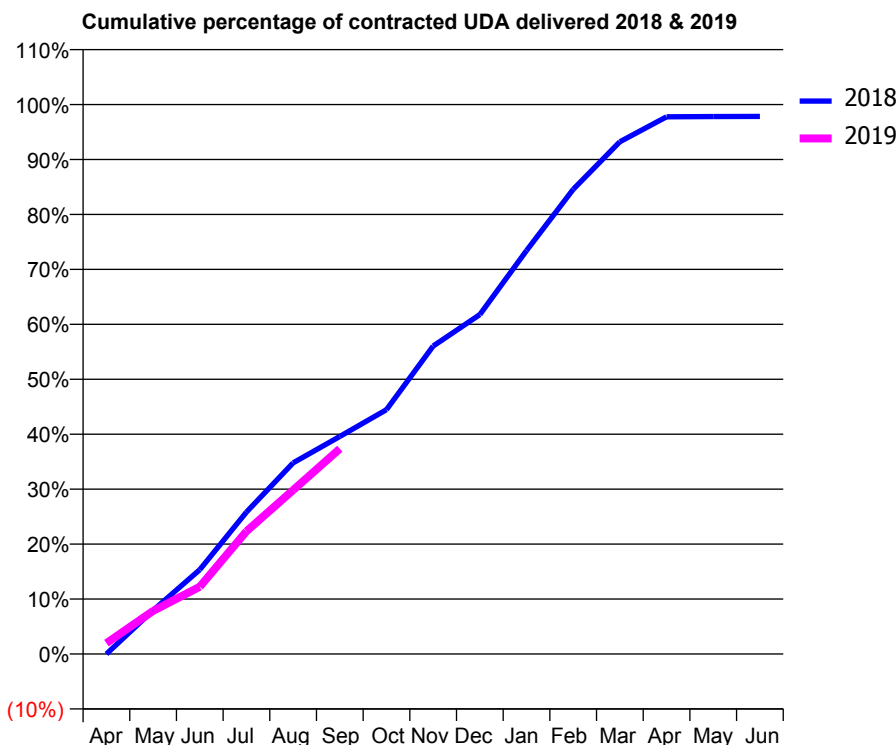
18/19 Contracted general activity (UDA)	16,426
Carry forward general activity (UDA)	317
18/19 Contracted orthodontic activity (UOA)	0
Carry forward orthodontic activity (UOA)	0
Baseline contract value	£466,746.63

ACCESS*

Patients seen in 24 months	Total	Change since previous quarter
Quarter ending September 2017	6,005	
Quarter ending December 2017	5,977	→
Quarter ending March 2018	6,125	↑
Quarter ending June 2018	6,078	→
Quarter ending September 2018	6,080	→
Variance since September 2017	1.2%	→



ACTIVITY



Month	2018	2019
April	-0	327
May	1,307	1,289
June	2,521	2,011
July	4,243	3,668
August	5,713	4,901
September	6,505	6,137
October	7,303	
November	9,206	
December	10,145	
January	12,059	
February	13,888	
March	15,311	
April	16,059	
May	16,065	
June	16,068	

QUALITY

	Quantity	Base Number	Contract	AT	Region	England
% of FP17s for the same patient ID Re-attending within 3 months - Children	91	1,280	7.1%	10.5%	11.5%	11.6%
% of FP17s for the same patient ID Re-attending within 3 months - Adults	327	2,390	13.7%	15.7%	16.5%	15.5%
% of FP17s for the same patient ID Re-attending between 3 & 9 months - Children	749	1,280	58.5%	44.8%	48.5%	58.8%
% of FP17s for the same patient ID Re-attending between 3 & 9 months - Adults	1,071	2,390	44.8%	37.0%	39.1%	51.1%
% of FP17s for Band 1 Urgent Courses	385	3,356	11.5%	10.9%	10.6%	9.0%
% of FP17s Relating to Free Repair or Replacements	11	3,356	0.3%	0.5%	0.5%	0.8%
% of FP17s Relating to Continuations	8	3,356	0.2%	0.7%	0.7%	0.9%
% of Patients satisfied with the dentistry they have received	1	2	N/A	90.7%	90.5%	93.3%
% of Patients satisfied with the time they had to wait for an appointment	2	2	N/A	82.5%	85.1%	88.9%

* This is based on patients treated on this contract for their most recent course of treatment. Figures in italics indicate the base number of FP17s or Patient Questionnaire responses are less than 100. N/A is shown where the base number of responses is less than 10 during the period. % is calculated as Quantity/Base number*100

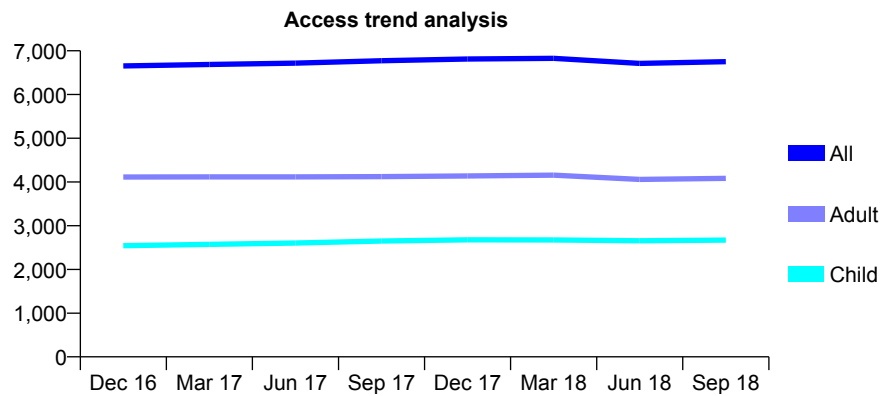
Q61 - Vital Signs At a Glance Contract Report for 136557/0001 - September 2018

Name or company name	S Cowley, R Ingham and J Angelo
Contract type name	GDS Contract
Purpose of contract	General
Contract start date	01/04/2011
Contract end date	

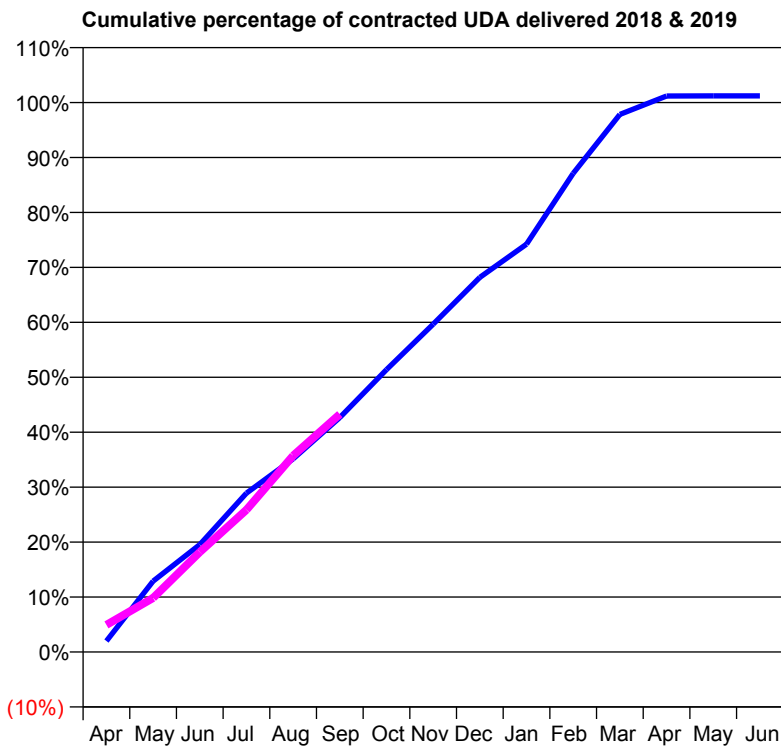
18/19 Contracted general activity (UDA)	21,193
Carry forward general activity (UDA)	-254
18/19 Contracted orthodontic activity (UOA)	0
Carry forward orthodontic activity (UOA)	0
Baseline contract value	£572,556.18

ACCESS*

Patients seen in 24 months	Total	Change since previous quarter
Quarter ending September 2017	6,772	
Quarter ending December 2017	6,813	→
Quarter ending March 2018	6,829	→
Quarter ending June 2018	6,713	↓
Quarter ending September 2018	6,752	→
Variance since September 2017	(0.3%)	→



ACTIVITY



Adjusted Scheduled Activity (UDA)		
Month	2018	2019
April	424	1,049
May	2,735	2,084
June	4,143	3,857
July	6,128	5,483
August	7,451	7,571
September	9,045	9,172
October	10,889	
November	12,644	
December	14,447	
January	15,729	
February	18,460	
March	20,735	
April	21,443	
May	21,447	
June	21,447	

QUALITY

	Quantity	Base Number	Contract	AT	Region	England
% of FP17s for the same patient ID Re-attending within 3 months - Children	74	1,292	5.7%	10.5%	11.5%	11.6%
% of FP17s for the same patient ID Re-attending within 3 months - Adults	183	1,995	9.2%	15.7%	16.5%	15.5%
% of FP17s for the same patient ID Re-attending between 3 & 9 months - Children	483	1,292	37.4%	44.8%	48.5%	58.8%
% of FP17s for the same patient ID Re-attending between 3 & 9 months - Adults	650	1,995	32.6%	37.0%	39.1%	51.1%
% of FP17s for Band 1 Urgent Courses	268	3,087	8.7%	10.9%	10.6%	9.0%
% of FP17s Relating to Free Repair or Replacements	3	3,087	0.1%	0.5%	0.5%	0.8%
% of FP17s Relating to Continuations	16	3,087	0.5%	0.7%	0.7%	0.9%
% of Patients satisfied with the dentistry they have received	0	1	N/A	90.7%	90.5%	93.3%
% of Patients satisfied with the time they had to wait for an appointment	0	1	N/A	82.5%	85.1%	88.9%

* This is based on patients treated on this contract for their most recent course of treatment. Figures in italics indicate the base number of FP17s or Patient Questionnaire responses are less than 100. N/A is shown where the base number of responses is less than 10 during the period. % is calculated as Quantity/Base number*100

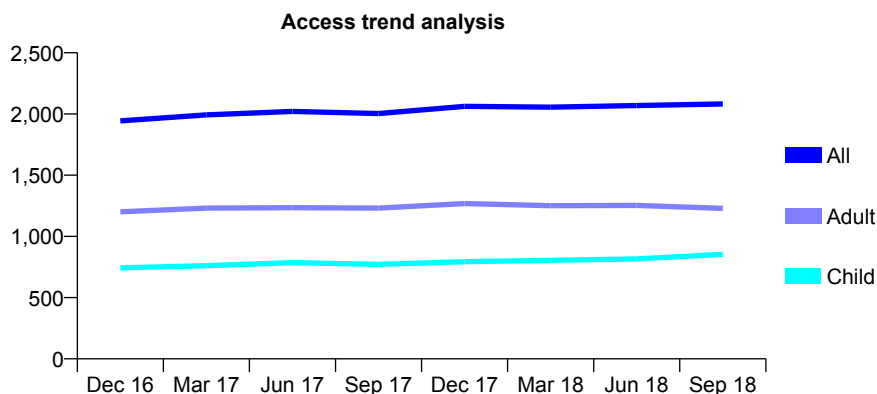
Q61 - Vital Signs At a Glance Contract Report for 137081/0001 - September 2018

Name or company name	Dental Living
Contract type name	GDS Contract
Purpose of contract	General
Contract start date	01/07/2009
Contract end date	

18/19 Contracted general activity (UDA)	4,301
Carry forward general activity (UDA)	-34
18/19 Contracted orthodontic activity (UOA)	0
Carry forward orthodontic activity (UOA)	0
Baseline contract value	£110,661.73

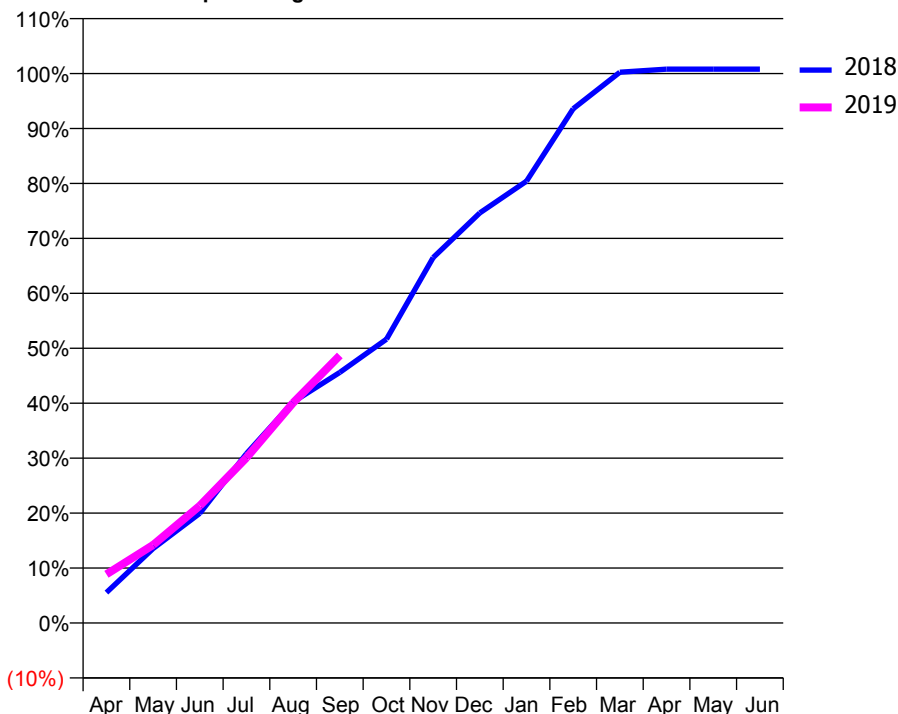
ACCESS*

Patients seen in 24 months	Total	Change since previous quarter
Quarter ending September 2017	2,004	
Quarter ending December 2017	2,063	↑
Quarter ending March 2018	2,056	→
Quarter ending June 2018	2,069	→
Quarter ending September 2018	2,082	→
Variance since September 2017	3.9%	↑



ACTIVITY

Cumulative percentage of contracted UDA delivered 2018 & 2019



Month	Adjusted Scheduled Activity (UDA)	
	2018	2019
April	239	381
May	583	612
June	858	918
July	1,326	1,294
August	1,730	1,724
September	1,961	2,094
October	2,221	
November	2,861	
December	3,210	
January	3,458	
February	4,025	
March	4,312	
April	4,335	
May	4,335	
June	4,335	

QUALITY

	Quantity	Base Number	Contract	AT	Region	England
% of FP17s for the same patient ID Re-attending within 3 months - Children	43	502	8.6%	10.5%	11.5%	11.6%
% of FP17s for the same patient ID Re-attending within 3 months - Adults	104	555	18.7%	15.7%	16.5%	15.5%
% of FP17s for the same patient ID Re-attending between 3 & 9 months - Children	174	502	34.7%	44.8%	48.5%	58.8%
% of FP17s for the same patient ID Re-attending between 3 & 9 months - Adults	168	555	30.3%	37.0%	39.1%	51.1%
% of FP17s for Band 1 Urgent Courses	121	1,040	11.6%	10.9%	10.6%	9.0%
% of FP17s Relating to Free Repair or Replacements	1	1,040	0.1%	0.5%	0.5%	0.8%
% of FP17s Relating to Continuations	9	1,040	0.9%	0.7%	0.7%	0.9%
% of Patients satisfied with the dentistry they have received	1	1	N/A	90.7%	90.5%	93.3%
% of Patients satisfied with the time they had to wait for an appointment	0	1	N/A	82.5%	85.1%	88.9%

* This is based on patients treated on this contract for their most recent course of treatment. Figures in italics indicate the base number of FP17s or Patient Questionnaire responses are less than 100. N/A is shown where the base number of responses is less than 10 during the period. % is calculated as Quantity/Base number*100

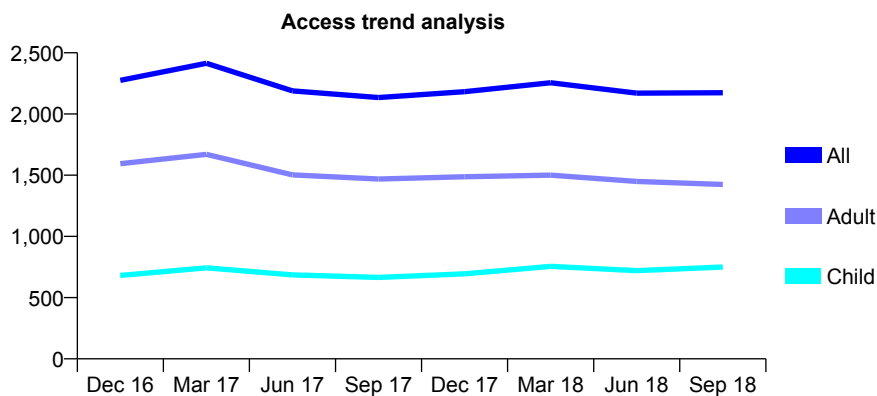
Q61 - Vital Signs At a Glance Contract Report for 137723/0001 - September 2018

Name or company name	Miss Chaudry & Dr M Siddique
Contract type name	GDS Contract
Purpose of contract	General
Contract start date	01/02/2012
Contract end date	

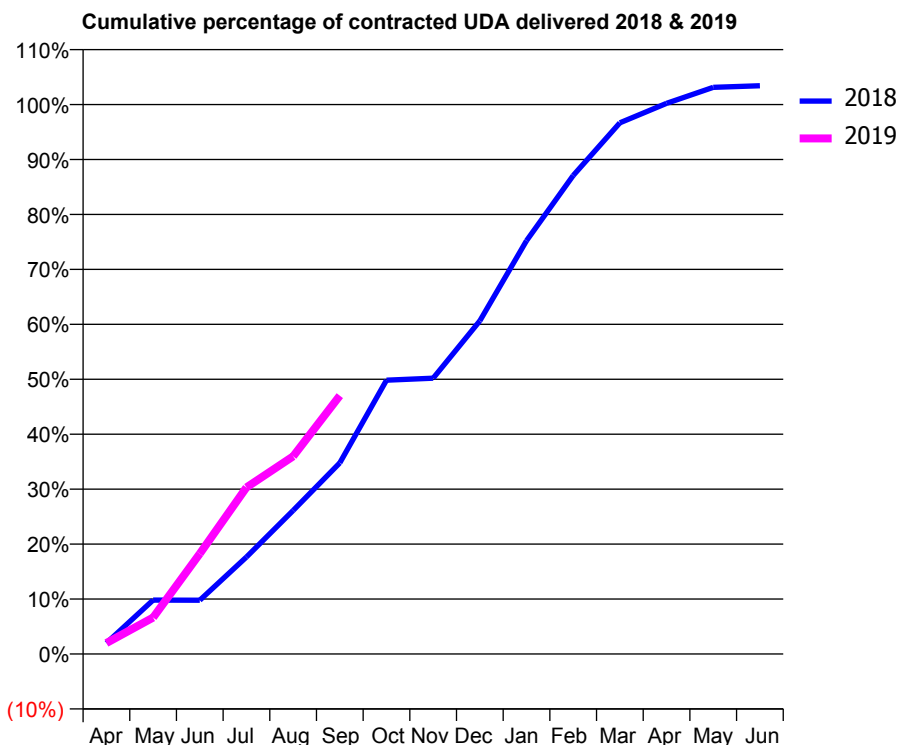
18/19 Contracted general activity (UDA)	6,879
Carry forward general activity (UDA)	-138
18/19 Contracted orthodontic activity (UOA)	0
Carry forward orthodontic activity (UOA)	0
Baseline contract value	£197,752.00

ACCESS*

Patients seen in 24 months	Total	Change since previous quarter
Quarter ending September 2017	2,134	
Quarter ending December 2017	2,182	↑
Quarter ending March 2018	2,255	↑
Quarter ending June 2018	2,170	↓
Quarter ending September 2018	2,174	→
Variance since September 2017	1.9%	→



ACTIVITY



Month	Adjusted Scheduled Activity (UDA)	
	2018	2019
April	138	138
May	675	456
June	674	1,256
July	1,214	2,086
August	1,797	2,475
September	2,393	3,235
October	3,428	
November	3,453	
December	4,170	
January	5,174	
February	5,990	
March	6,650	
April	6,893	
May	7,093	
June	7,113	

QUALITY

	Quantity	Base Number	Contract	AT	Region	England
% of FP17s for the same patient ID Re-attending within 3 months - Children	43	414	10.4%	10.5%	11.5%	11.6%
% of FP17s for the same patient ID Re-attending within 3 months - Adults	76	658	11.6%	15.7%	16.5%	15.5%
% of FP17s for the same patient ID Re-attending between 3 & 9 months - Children	159	414	38.4%	44.8%	48.5%	58.8%
% of FP17s for the same patient ID Re-attending between 3 & 9 months - Adults	195	658	29.6%	37.0%	39.1%	51.1%
% of FP17s for Band 1 Urgent Courses	82	930	8.8%	10.9%	10.6%	9.0%
% of FP17s Relating to Free Repair or Replacements	5	930	0.5%	0.5%	0.5%	0.8%
% of FP17s Relating to Continuations	0	930	0.0%	0.7%	0.7%	0.9%
% of Patients satisfied with the dentistry they have received	1	2	N/A	90.7%	90.5%	93.3%
% of Patients satisfied with the time they had to wait for an appointment	1	2	N/A	82.5%	85.1%	88.9%

* This is based on patients treated on this contract for their most recent course of treatment. Figures in italics indicate the base number of FP17s or Patient Questionnaire responses are less than 100. N/A is shown where the base number of responses is less than 10 during the period. % is calculated as Quantity/Base number*100

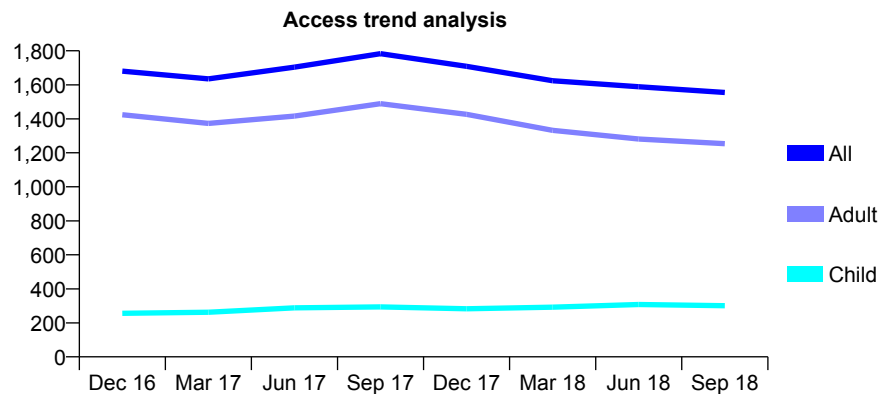
Q61 - Vital Signs At a Glance Contract Report for 137871/0001 - September 2018

Name or company name	Harpinder Dhamu and Geo Vellappany Mat
Contract type name	Pilot Contract
Purpose of contract	General
Contract start date	01/05/2014
Contract end date	

18/19 Contracted general activity (UDA)	3,252
Carry forward general activity (UDA)	0
18/19 Contracted orthodontic activity (UOA)	0
Carry forward orthodontic activity (UOA)	0
Baseline contract value	£172,892.91

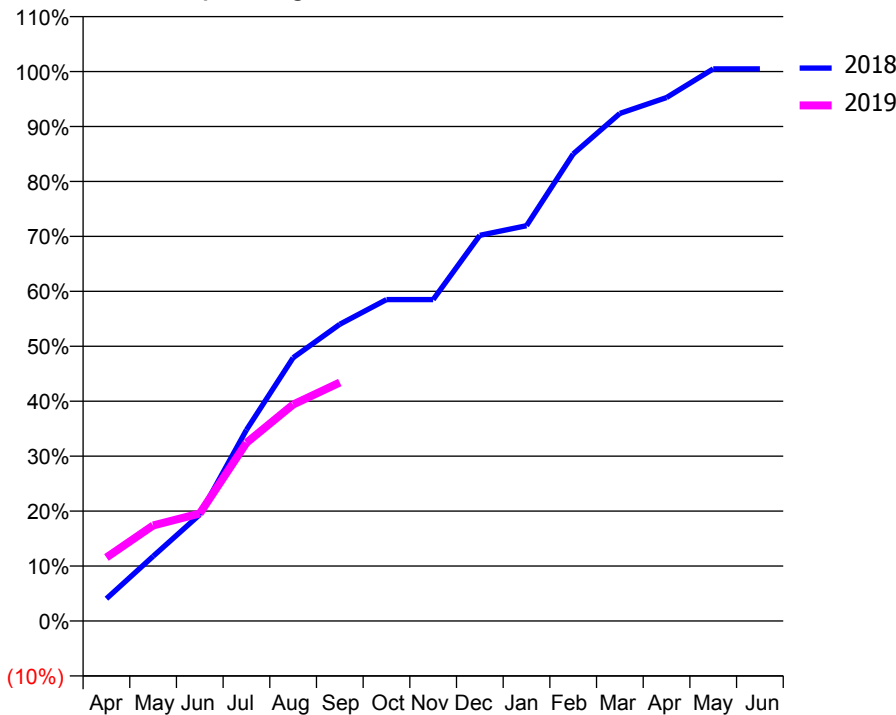
ACCESS*

Patients seen in 24 months	Total	Change since previous quarter
Quarter ending September 2017	1,783	
Quarter ending December 2017	1,709	↓
Quarter ending March 2018	1,624	↓
Quarter ending June 2018	1,589	↓
Quarter ending September 2018	1,555	↓
Variance since September 2017	(12.8%)	↓



ACTIVITY

Cumulative percentage of contracted UDA delivered 2018 & 2019



Month	Adjusted Scheduled Activity (UDA)	
	2018	2019
April	132	376
May	383	565
June	630	637
July	1,132	1,055
August	1,558	1,281
September	1,756	1,411
October	1,903	
November	1,903	
December	2,283	
January	2,340	
February	2,764	
March	3,004	
April	3,098	
May	3,267	
June	3,267	

QUALITY

	Quantity	Base Number	Contract	AT	Region	England
% of FP17s for the same patient ID Re-attending within 3 months - Children	4	160	2.5%	10.5%	11.5%	11.6%
% of FP17s for the same patient ID Re-attending within 3 months - Adults	89	536	16.6%	15.7%	16.5%	15.5%
% of FP17s for the same patient ID Re-attending between 3 & 9 months - Children	52	160	32.5%	44.8%	48.5%	58.8%
% of FP17s for the same patient ID Re-attending between 3 & 9 months - Adults	103	536	19.2%	37.0%	39.1%	51.1%
% of FP17s for Band 1 Urgent Courses	125	566	22.1%	10.9%	10.6%	9.0%
% of FP17s Relating to Free Repair or Replacements	3	566	0.5%	0.5%	0.5%	0.8%
% of FP17s Relating to Continuations	0	566	0.0%	0.7%	0.7%	0.9%
% of Patients satisfied with the dentistry they have received	0	0	N/A	90.7%	90.5%	93.3%
% of Patients satisfied with the time they had to wait for an appointment	0	0	N/A	82.5%	85.1%	88.9%

* This is based on patients treated on this contract for their most recent course of treatment. Figures in italics indicate the base number of FP17s or Patient Questionnaire responses are less than 100. N/A is shown where the base number of responses is less than 10 during the period. % is calculated as Quantity/Base number*100

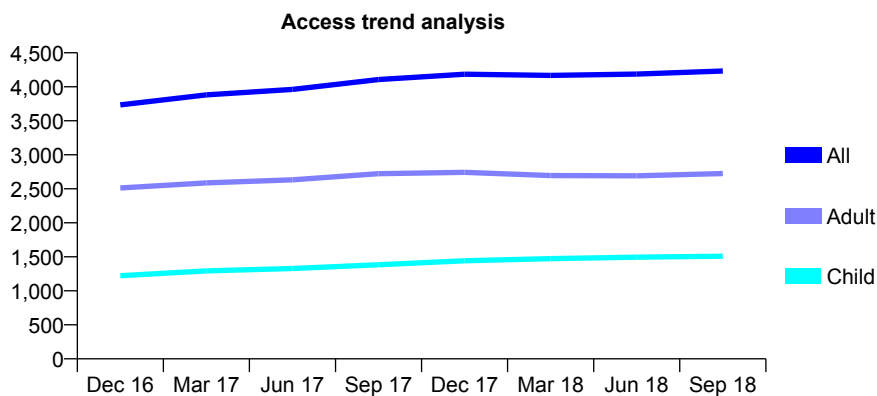
Q61 - Vital Signs At a Glance Contract Report for 137901/0001 - September 2018

Name or company name	Smiles Dental Care Limited
Contract type name	GDS Contract
Purpose of contract	General
Contract start date	01/04/2014
Contract end date	

18/19 Contracted general activity (UDA)	7,500
Carry forward general activity (UDA)	-86
18/19 Contracted orthodontic activity (UOA)	0
Carry forward orthodontic activity (UOA)	0
Baseline contract value	£207,547.18

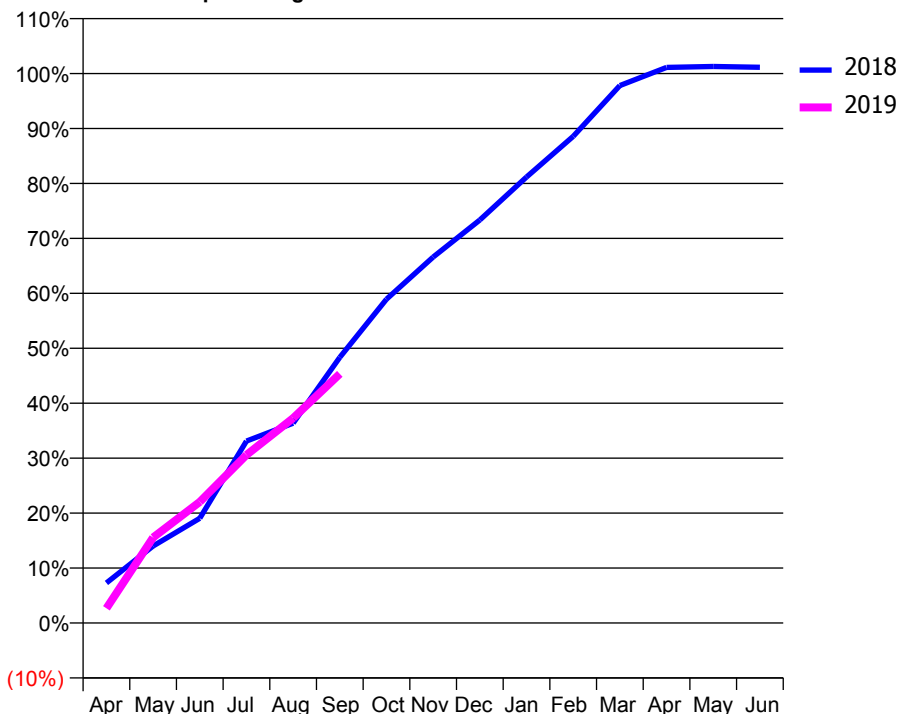
ACCESS*

Patients seen in 24 months	Total	Change since previous quarter
Quarter ending September 2017	4,106	
Quarter ending December 2017	4,185	→
Quarter ending March 2018	4,168	→
Quarter ending June 2018	4,188	→
Quarter ending September 2018	4,232	→
Variance since September 2017	3.1%	↑



ACTIVITY

Cumulative percentage of contracted UDA delivered 2018 & 2019



Month	Adjusted Scheduled Activity (UDA)	
	2018	2019
April	547	202
May	1,052	1,168
June	1,429	1,653
July	2,483	2,293
August	2,726	2,797
September	3,627	3,401
October	4,420	
November	4,996	
December	5,500	
January	6,086	
February	6,642	
March	7,336	
April	7,583	
May	7,596	
June	7,586	

QUALITY

	Quantity	Base Number	Contract	AT	Region	England
% of FP17s for the same patient ID Re-attending within 3 months - Children	31	1,056	2.9%	10.5%	11.5%	11.6%
% of FP17s for the same patient ID Re-attending within 3 months - Adults	64	1,305	4.9%	15.7%	16.5%	15.5%
% of FP17s for the same patient ID Re-attending between 3 & 9 months - Children	626	1,056	59.3%	44.8%	48.5%	58.8%
% of FP17s for the same patient ID Re-attending between 3 & 9 months - Adults	538	1,305	41.2%	37.0%	39.1%	51.1%
% of FP17s for Band 1 Urgent Courses	110	1,877	5.9%	10.9%	10.6%	9.0%
% of FP17s Relating to Free Repair or Replacements	5	1,877	0.3%	0.5%	0.5%	0.8%
% of FP17s Relating to Continuations	2	1,877	0.1%	0.7%	0.7%	0.9%
% of Patients satisfied with the dentistry they have received	1	1	N/A	90.7%	90.5%	93.3%
% of Patients satisfied with the time they had to wait for an appointment	1	1	N/A	82.5%	85.1%	88.9%

* This is based on patients treated on this contract for their most recent course of treatment. Figures in italics indicate the base number of FP17s or Patient Questionnaire responses are less than 100. N/A is shown where the base number of responses is less than 10 during the period. % is calculated as Quantity/Base number*100

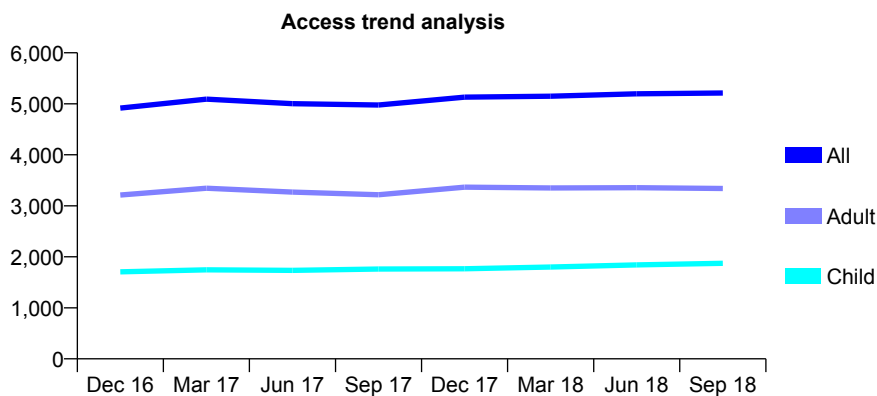
Q61 - Vital Signs At a Glance Contract Report for 138037/0001 - September 2018

Name or company name	Mr Punit Shah, Mrs Priya Punit Shah
Contract type name	GDS Contract
Purpose of contract	General
Contract start date	10/02/2014
Contract end date	

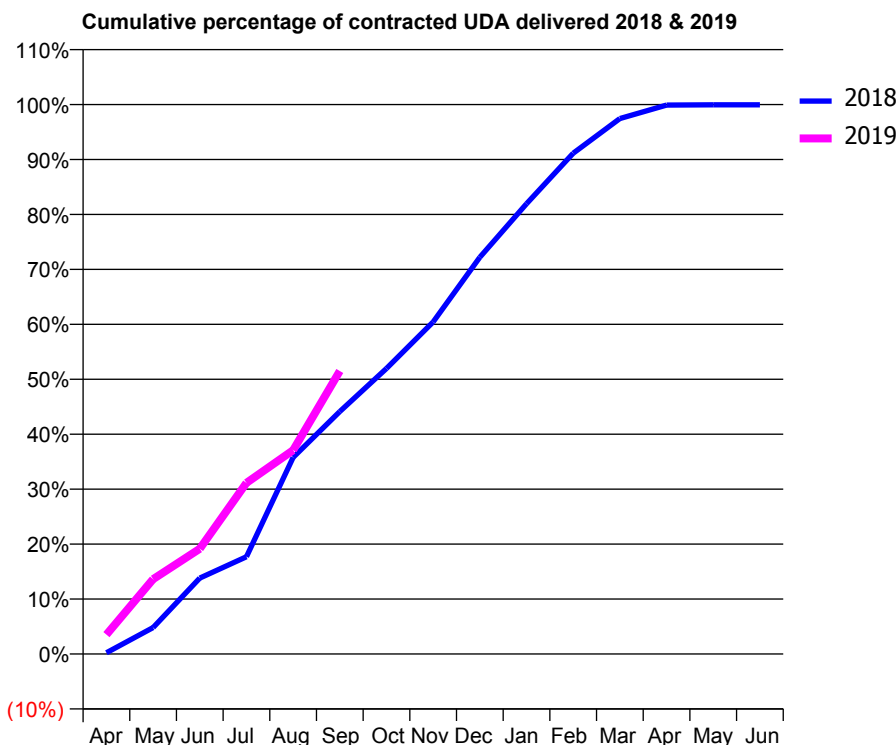
18/19 Contracted general activity (UDA)	7,567
Carry forward general activity (UDA)	4
18/19 Contracted orthodontic activity (UOA)	0
Carry forward orthodontic activity (UOA)	0
Baseline contract value	£227,455.12

ACCESS*

Patients seen in 24 months	Total	Change since previous quarter
Quarter ending September 2017	4,976	
Quarter ending December 2017	5,131	↑
Quarter ending March 2018	5,149	→
Quarter ending June 2018	5,197	→
Quarter ending September 2018	5,213	→
Variance since September 2017	4.8%	↑



ACTIVITY



Month	Adjusted Scheduled Activity (UDA)	
	2018	2019
April	18	267
May	365	1,031
June	1,047	1,450
July	1,339	2,356
August	2,707	2,806
September	3,338	3,897
October	3,933	
November	4,574	
December	5,463	
January	6,200	
February	6,896	
March	7,374	
April	7,559	
May	7,563	
June	7,563	

QUALITY

	Quantity	Base Number	Contract	AT	Region	England
% of FP17s for the same patient ID Re-attending within 3 months - Children	69	1,088	6.3%	10.5%	11.5%	11.6%
% of FP17s for the same patient ID Re-attending within 3 months - Adults	176	1,570	11.2%	15.7%	16.5%	15.5%
% of FP17s for the same patient ID Re-attending between 3 & 9 months - Children	399	1,088	36.7%	44.8%	48.5%	58.8%
% of FP17s for the same patient ID Re-attending between 3 & 9 months - Adults	335	1,570	21.3%	37.0%	39.1%	51.1%
% of FP17s for Band 1 Urgent Courses	223	2,242	9.9%	10.9%	10.6%	9.0%
% of FP17s Relating to Free Repair or Replacements	12	2,242	0.5%	0.5%	0.5%	0.8%
% of FP17s Relating to Continuations	23	2,242	1.0%	0.7%	0.7%	0.9%
% of Patients satisfied with the dentistry they have received	2	2	N/A	90.7%	90.5%	93.3%
% of Patients satisfied with the time they had to wait for an appointment	1	2	N/A	82.5%	85.1%	88.9%

* This is based on patients treated on this contract for their most recent course of treatment. Figures in italics indicate the base number of FP17s or Patient Questionnaire responses are less than 100. N/A is shown where the base number of responses is less than 10 during the period. % is calculated as Quantity/Base number*100

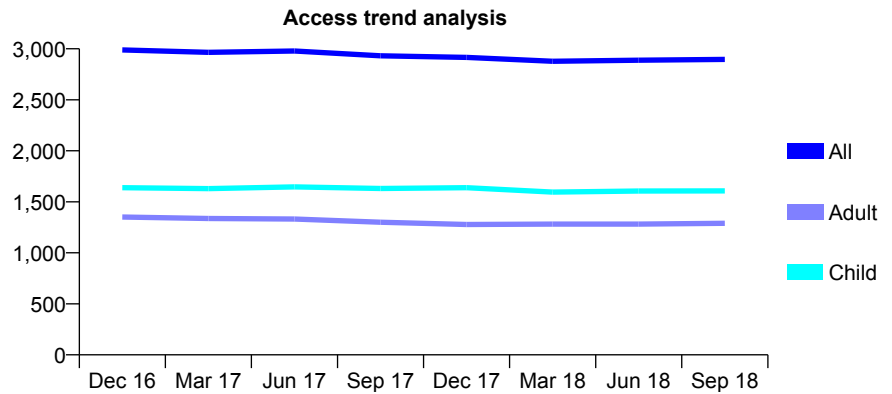
Q61 - Vital Signs At a Glance Contract Report for 139262/0001 - September 2018

Name or company name	St Johns Dental Practice Limited
Contract type name	GDS Contract
Purpose of contract	General
Contract start date	01/12/2011
Contract end date	

18/19 Contracted general activity (UDA)	7,247
Carry forward general activity (UDA)	100
18/19 Contracted orthodontic activity (UOA)	0
Carry forward orthodontic activity (UOA)	0
Baseline contract value	£160,112.86

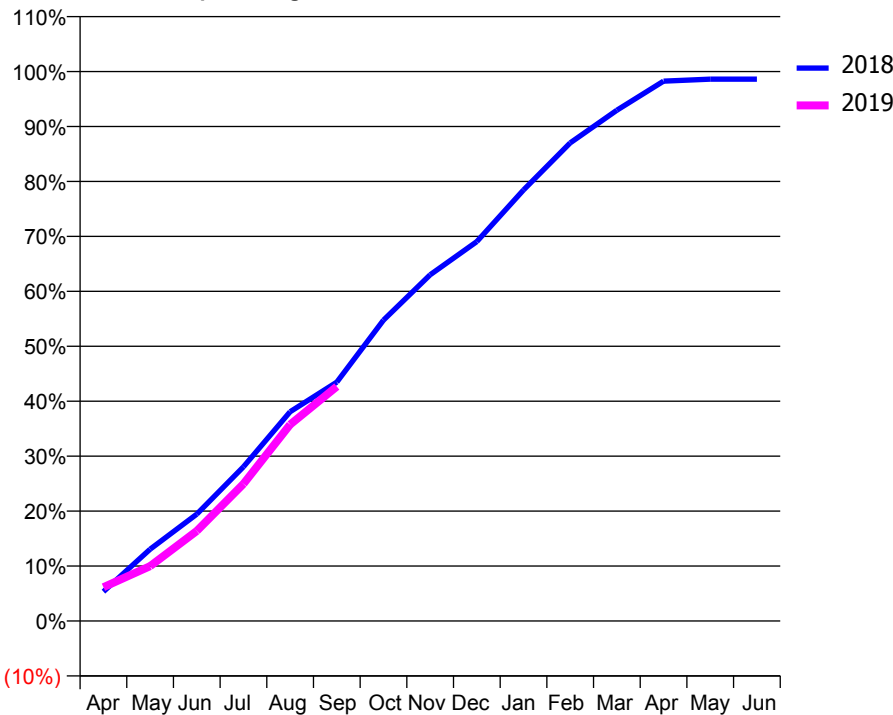
ACCESS*

Patients seen in 24 months	Total	Change since previous quarter
Quarter ending September 2017	2,931	
Quarter ending December 2017	2,916	→
Quarter ending March 2018	2,878	↓
Quarter ending June 2018	2,888	→
Quarter ending September 2018	2,896	→
Variance since September 2017	(1.2%)	↓



ACTIVITY

Cumulative percentage of contracted UDA delivered 2018 & 2019



Adjusted Scheduled Activity (UDA)		
Month	2018	2019
April	388	445
May	947	724
June	1,409	1,187
July	2,034	1,809
August	2,761	2,592
September	3,150	3,092
October	3,968	
November	4,567	
December	5,004	
January	5,685	
February	6,305	
March	6,736	
April	7,120	
May	7,147	
June	7,147	

QUALITY

	Quantity	Base Number	Contract	AT	Region	England
% of FP17s for the same patient ID Re-attending within 3 months - Children	117	1,433	8.2%	10.5%	11.5%	11.6%
% of FP17s for the same patient ID Re-attending within 3 months - Adults	114	945	12.1%	15.7%	16.5%	15.5%
% of FP17s for the same patient ID Re-attending between 3 & 9 months - Children	992	1,433	69.2%	44.8%	48.5%	58.8%
% of FP17s for the same patient ID Re-attending between 3 & 9 months - Adults	598	945	63.3%	37.0%	39.1%	51.1%
% of FP17s for Band 1 Urgent Courses	91	2,145	4.2%	10.9%	10.6%	9.0%
% of FP17s Relating to Free Repair or Replacements	4	2,145	0.2%	0.5%	0.5%	0.8%
% of FP17s Relating to Continuations	1	2,145	0.0%	0.7%	0.7%	0.9%
% of Patients satisfied with the dentistry they have received	0	0	N/A	90.7%	90.5%	93.3%
% of Patients satisfied with the time they had to wait for an appointment	0	0	N/A	82.5%	85.1%	88.9%

* This is based on patients treated on this contract for their most recent course of treatment. Figures in italics indicate the base number of FP17s or Patient Questionnaire responses are less than 100. N/A is shown where the base number of responses is less than 10 during the period. % is calculated as Quantity/Base number*100

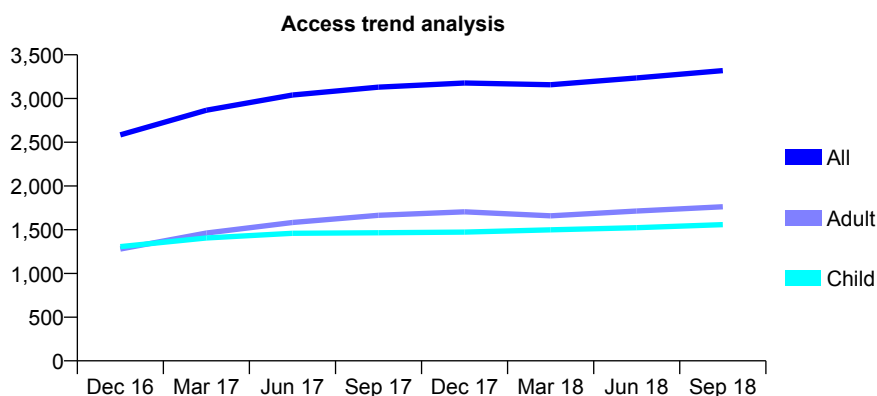
Q61 - Vital Signs At a Glance Contract Report for 140252/0001 - September 2018

Name or company name	Mrs S Talwar & Dr R Khera
Contract type name	GDS Contract
Purpose of contract	General and Orthodontic
Contract start date	10/01/2009
Contract end date	

18/19 Contracted general activity (UDA)	3,745
Carry forward general activity (UDA)	-75
18/19 Contracted orthodontic activity (UOA)	2,645
Carry forward orthodontic activity (UOA)	-3
Baseline contract value	£272,916.70

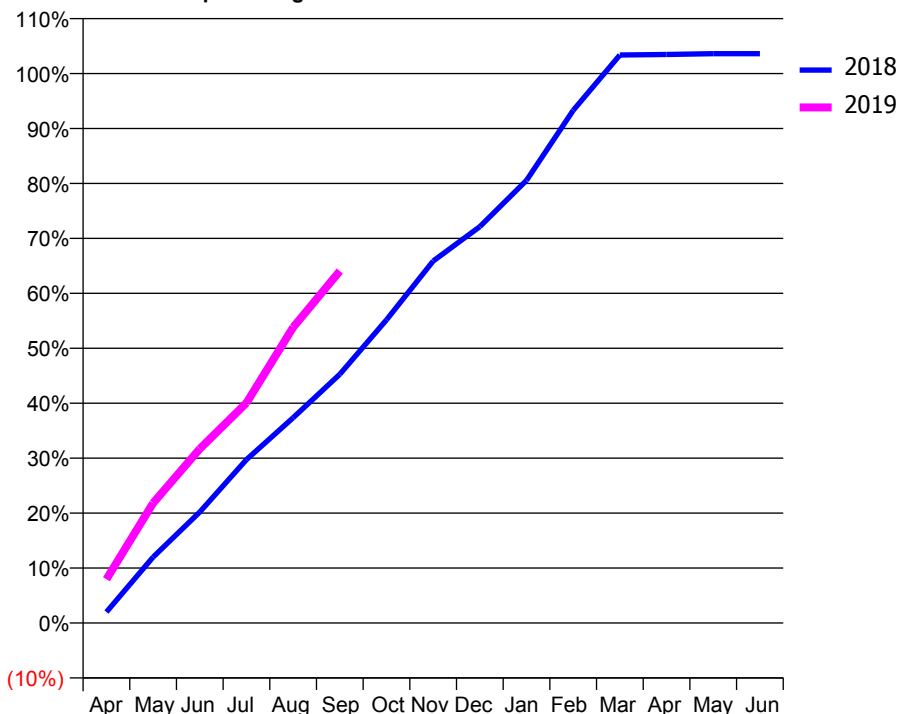
ACCESS*

Patients seen in 24 months	Total	Change since previous quarter
Quarter ending September 2017	3,130	
Quarter ending December 2017	3,177	→
Quarter ending March 2018	3,158	→
Quarter ending June 2018	3,236	↑
Quarter ending September 2018	3,320	↑
Variance since September 2017	6.1%	↑



ACTIVITY

Cumulative percentage of contracted UDA delivered 2018 & 2019



Adjusted Scheduled Activity (UDA)

Month	2018	2019
April	75	299
May	449	818
June	757	1,188
July	1,114	1,500
August	1,399	2,015
September	1,696	2,398
October	2,067	
November	2,467	
December	2,701	
January	3,016	
February	3,494	
March	3,871	
April	3,875	
May	3,880	
June	3,880	

QUALITY

	Quantity	Base Number	Contract	AT	Region	England
% of FP17s for the same patient ID Re-attending within 3 months - Children	90	994	9.1%	10.5%	11.5%	11.6%
% of FP17s for the same patient ID Re-attending within 3 months - Adults	97	745	13.0%	15.7%	16.5%	15.5%
% of FP17s for the same patient ID Re-attending between 3 & 9 months - Children	301	994	30.3%	44.8%	48.5%	58.8%
% of FP17s for the same patient ID Re-attending between 3 & 9 months - Adults	203	745	27.2%	37.0%	39.1%	51.1%
% of FP17s for Band 1 Urgent Courses	107	1,202	8.9%	10.9%	10.6%	9.0%
% of FP17s Relating to Free Repair or Replacements	0	1,202	0.0%	0.5%	0.5%	0.8%
% of FP17s Relating to Continuations	19	1,202	1.6%	0.7%	0.7%	0.9%
% of Patients satisfied with the dentistry they have received	0	0	N/A	90.7%	90.5%	93.3%
% of Patients satisfied with the time they had to wait for an appointment	0	0	N/A	82.5%	85.1%	88.9%

* This is based on patients treated on this contract for their most recent course of treatment. Figures in italics indicate the base number of FP17s or Patient Questionnaire responses are less than 100. N/A is shown where the base number of responses is less than 10 during the period. % is calculated as Quantity/Base number*100

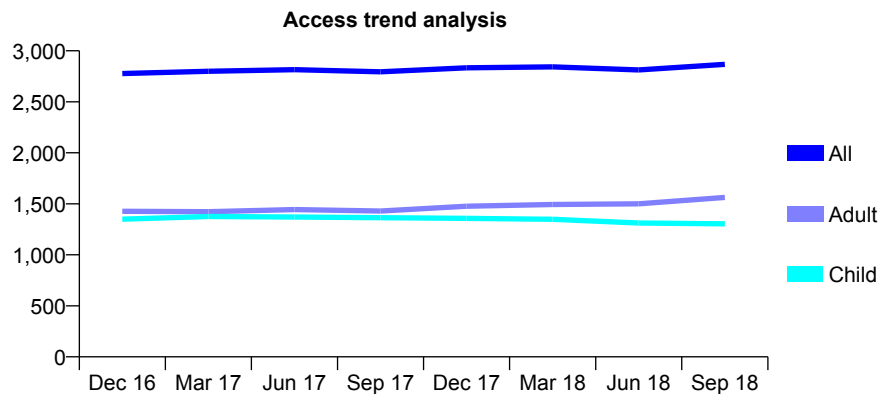
Q61 - Vital Signs At a Glance Contract Report for 140473/0001 - September 2018

Name or company name	Barnet Smiles Dental Care Limited
Contract type name	GDS Contract
Purpose of contract	General
Contract start date	01/04/2014
Contract end date	

18/19 Contracted general activity (UDA)	7,560
Carry forward general activity (UDA)	93
18/19 Contracted orthodontic activity (UOA)	0
Carry forward orthodontic activity (UOA)	0
Baseline contract value	£189,306.23

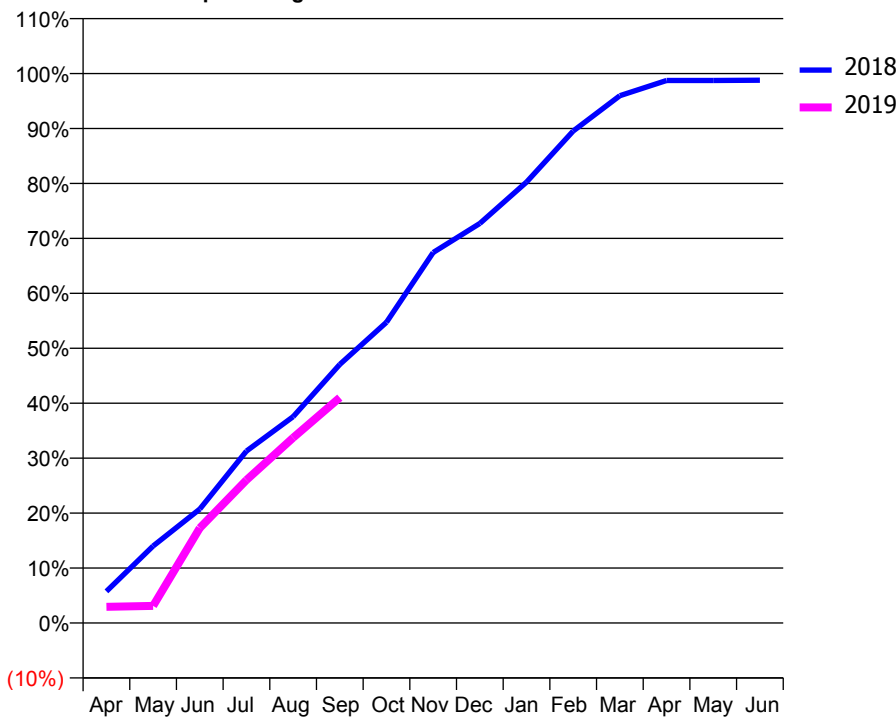
ACCESS*

Patients seen in 24 months	Total	Change since previous quarter
Quarter ending September 2017	2,794	
Quarter ending December 2017	2,833	→
Quarter ending March 2018	2,842	→
Quarter ending June 2018	2,812	↓
Quarter ending September 2018	2,867	→
Variance since September 2017	2.6%	↑



ACTIVITY

Cumulative percentage of contracted UDA delivered 2018 & 2019



Adjusted Scheduled Activity (UDA)		
Month	2018	2019
April	436	222
May	1,059	235
June	1,567	1,307
July	2,366	1,967
August	2,840	2,550
September	3,558	3,101
October	4,139	
November	5,098	
December	5,498	
January	6,065	
February	6,769	
March	7,255	
April	7,464	
May	7,464	
June	7,467	

QUALITY

	Quantity	Base Number	Contract	AT	Region	England
% of FP17s for the same patient ID Re-attending within 3 months - Children	54	968	5.6%	10.5%	11.5%	11.6%
% of FP17s for the same patient ID Re-attending within 3 months - Adults	182	1,030	17.7%	15.7%	16.5%	15.5%
% of FP17s for the same patient ID Re-attending between 3 & 9 months - Children	590	968	61.0%	44.8%	48.5%	58.8%
% of FP17s for the same patient ID Re-attending between 3 & 9 months - Adults	486	1,030	47.2%	37.0%	39.1%	51.1%
% of FP17s for Band 1 Urgent Courses	151	1,887	8.0%	10.9%	10.6%	9.0%
% of FP17s Relating to Free Repair or Replacements	27	1,887	1.4%	0.5%	0.5%	0.8%
% of FP17s Relating to Continuations	3	1,887	0.2%	0.7%	0.7%	0.9%
% of Patients satisfied with the dentistry they have received	1	1	N/A	90.7%	90.5%	93.3%
% of Patients satisfied with the time they had to wait for an appointment	1	1	N/A	82.5%	85.1%	88.9%

* This is based on patients treated on this contract for their most recent course of treatment. Figures in italics indicate the base number of FP17s or Patient Questionnaire responses are less than 100. N/A is shown where the base number of responses is less than 10 during the period. % is calculated as Quantity/Base number*100

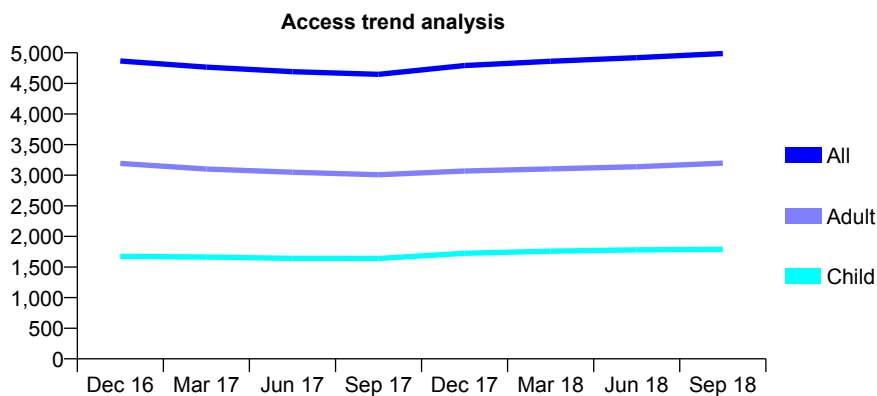
Q61 - Vital Signs At a Glance Contract Report for 140740/0001 - September 2018

Name or company name	Mr S Atkar
Contract type name	GDS Contract
Purpose of contract	General
Contract start date	01/09/2012
Contract end date	

18/19 Contracted general activity (UDA)	13,433
Carry forward general activity (UDA)	167
18/19 Contracted orthodontic activity (UOA)	0
Carry forward orthodontic activity (UOA)	0
Baseline contract value	£406,006.61

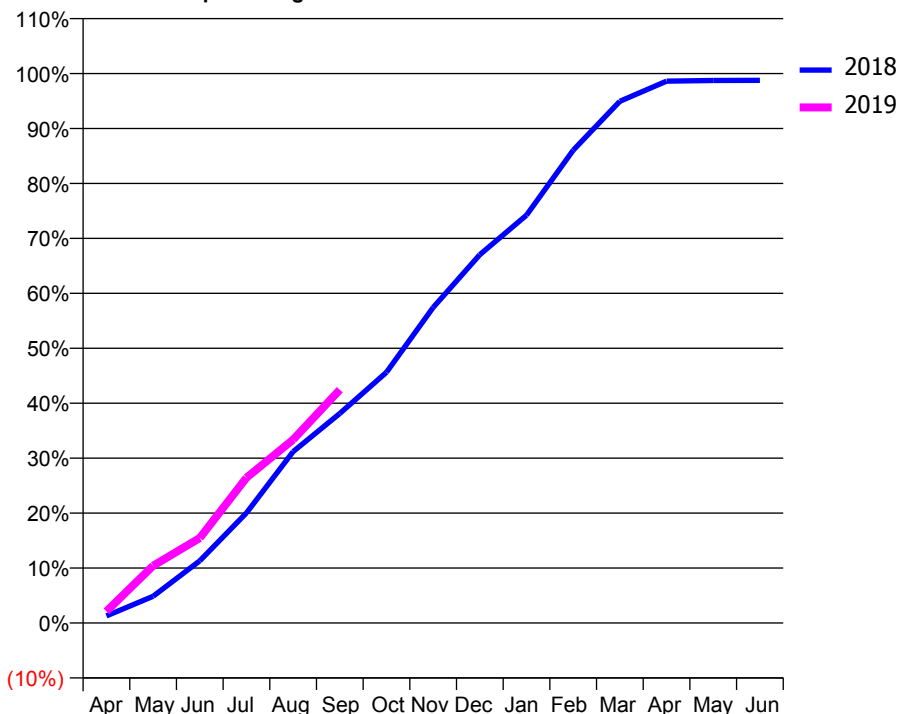
ACCESS*

Patients seen in 24 months	Total	Change since previous quarter
Quarter ending September 2017	4,648	
Quarter ending December 2017	4,792	↑
Quarter ending March 2018	4,862	→
Quarter ending June 2018	4,920	→
Quarter ending September 2018	4,988	→
Variance since September 2017	7.3%	↑



ACTIVITY

Cumulative percentage of contracted UDA delivered 2018 & 2019



Adjusted Scheduled Activity (UDA)

Month	2018	2019
April	175	284
May	653	1,402
June	1,521	2,079
July	2,691	3,551
August	4,190	4,485
September	5,124	5,702
October	6,131	
November	7,715	
December	9,006	
January	9,969	
February	11,558	
March	12,754	
April	13,246	
May	13,262	
June	13,266	

QUALITY

	Quantity	Base Number	Contract	AT	Region	England
% of FP17s for the same patient ID Re-attending within 3 months - Children	95	1,331	7.1%	10.5%	11.5%	11.6%
% of FP17s for the same patient ID Re-attending within 3 months - Adults	261	2,172	12.0%	15.7%	16.5%	15.5%
% of FP17s for the same patient ID Re-attending between 3 & 9 months - Children	796	1,331	59.8%	44.8%	48.5%	58.8%
% of FP17s for the same patient ID Re-attending between 3 & 9 months - Adults	1,200	2,172	55.2%	37.0%	39.1%	51.1%
% of FP17s for Band 1 Urgent Courses	139	2,771	5.0%	10.9%	10.6%	9.0%
% of FP17s Relating to Free Repair or Replacements	9	2,771	0.3%	0.5%	0.5%	0.8%
% of FP17s Relating to Continuations	9	2,771	0.3%	0.7%	0.7%	0.9%
% of Patients satisfied with the dentistry they have received	2	2	N/A	90.7%	90.5%	93.3%
% of Patients satisfied with the time they had to wait for an appointment	2	2	N/A	82.5%	85.1%	88.9%

* This is based on patients treated on this contract for their most recent course of treatment. Figures in italics indicate the base number of FP17s or Patient Questionnaire responses are less than 100. N/A is shown where the base number of responses is less than 10 during the period. % is calculated as Quantity/Base number*100

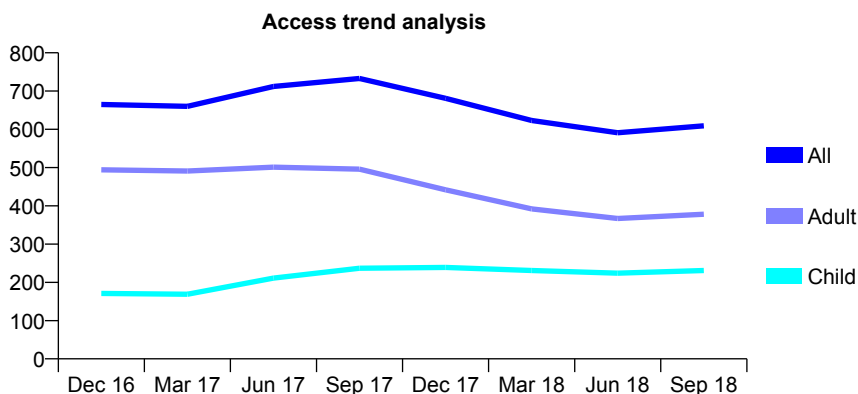
Q61 - Vital Signs At a Glance Contract Report for 141798/0001 - September 2018

Name or company name	Noorani, Noorani
Contract type name	GDS Contract
Purpose of contract	General
Contract start date	01/07/2015
Contract end date	

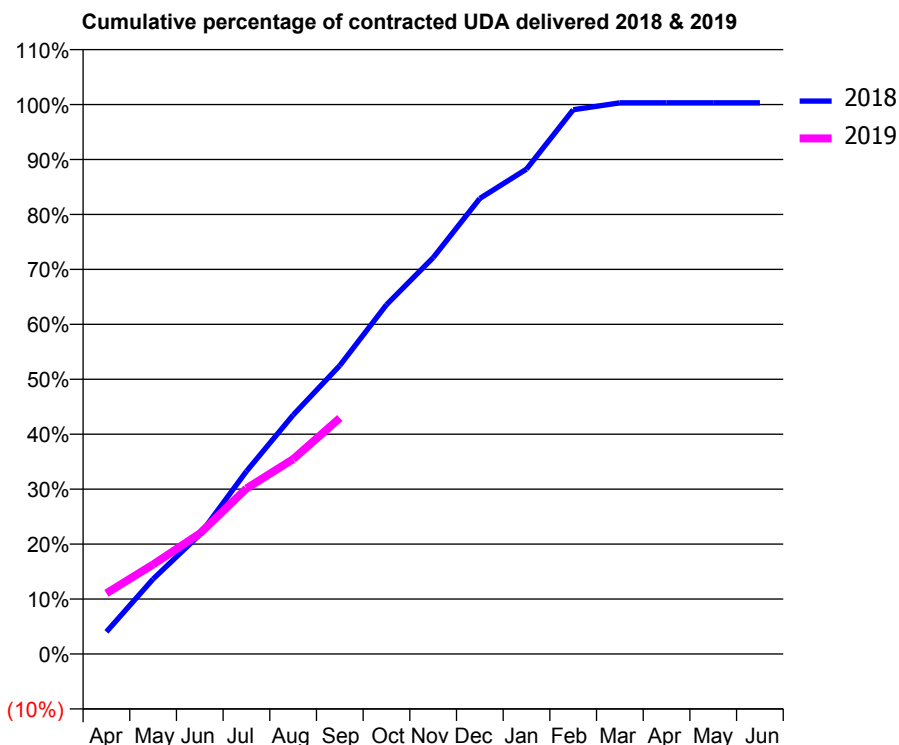
18/19 Contracted general activity (UDA)	2,074
Carry forward general activity (UDA)	-7
18/19 Contracted orthodontic activity (UOA)	0
Carry forward orthodontic activity (UOA)	0
Baseline contract value	£50,100.74

ACCESS*

Patients seen in 24 months	Total	Change since previous quarter
Quarter ending September 2017	733	
Quarter ending December 2017	681	↓
Quarter ending March 2018	623	↓
Quarter ending June 2018	591	↓
Quarter ending September 2018	609	↑
Variance since September 2017	(16.9%)	↓



ACTIVITY



Month	Adjusted Scheduled Activity (UDA)	
	2018	2019
April	84	229
May	283	338
June	451	455
July	690	625
August	902	736
September	1,089	890
October	1,319	
November	1,496	
December	1,719	
January	1,830	
February	2,054	
March	2,081	
April	2,081	
May	2,081	
June	2,081	

QUALITY

	Quantity	Base Number	Contract	AT	Region	England
% of FP17s for the same patient ID Re-attending within 3 months - Children	14	159	8.8%	10.5%	11.5%	11.6%
% of FP17s for the same patient ID Re-attending within 3 months - Adults	37	216	17.1%	15.7%	16.5%	15.5%
% of FP17s for the same patient ID Re-attending between 3 & 9 months - Children	73	159	45.9%	44.8%	48.5%	58.8%
% of FP17s for the same patient ID Re-attending between 3 & 9 months - Adults	95	216	44.0%	37.0%	39.1%	51.1%
% of FP17s for Band 1 Urgent Courses	37	375	9.9%	10.9%	10.6%	9.0%
% of FP17s Relating to Free Repair or Replacements	0	375	0.0%	0.5%	0.5%	0.8%
% of FP17s Relating to Continuations	3	375	0.8%	0.7%	0.7%	0.9%
% of Patients satisfied with the dentistry they have received	0	0	N/A	90.7%	90.5%	93.3%
% of Patients satisfied with the time they had to wait for an appointment	0	0	N/A	82.5%	85.1%	88.9%

* This is based on patients treated on this contract for their most recent course of treatment. Figures in italics indicate the base number of FP17s or Patient Questionnaire responses are less than 100. N/A is shown where the base number of responses is less than 10 during the period. % is calculated as Quantity/Base number*100

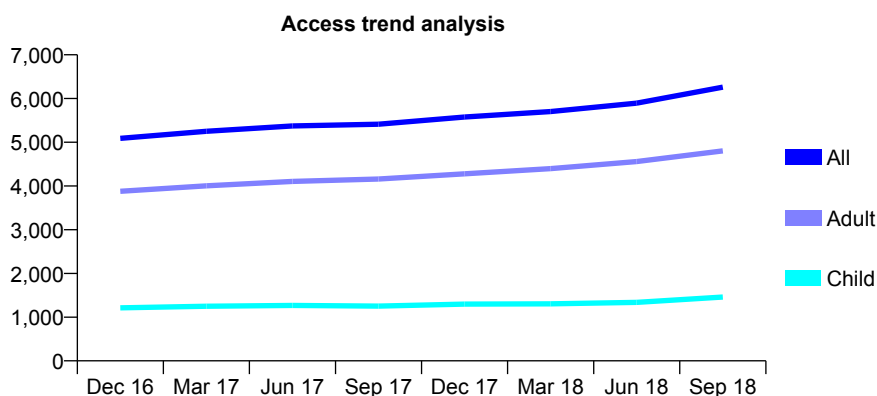
Q61 - Vital Signs At a Glance Contract Report for 142794/0001 - September 2018

Name or company name	Ace Dental
Contract type name	GDS Contract
Purpose of contract	General
Contract start date	01/04/2010
Contract end date	

18/19 Contracted general activity (UDA)	16,340
Carry forward general activity (UDA)	290
18/19 Contracted orthodontic activity (UOA)	0
Carry forward orthodontic activity (UOA)	0
Baseline contract value	£448,989.98

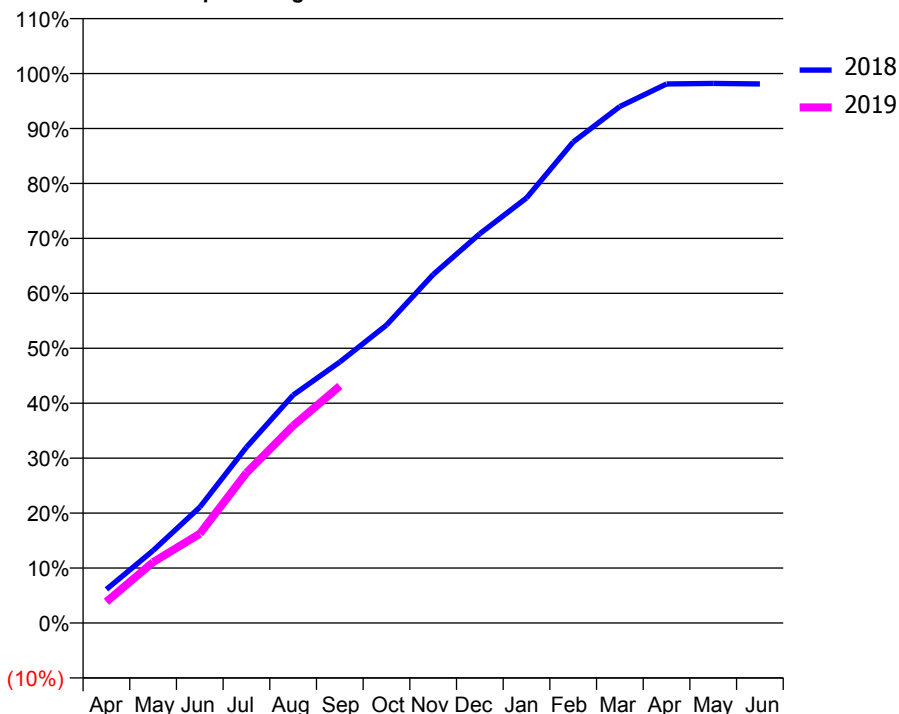
ACCESS*

Patients seen in 24 months	Total	Change since previous quarter
Quarter ending September 2017	5,413	
Quarter ending December 2017	5,577	↑
Quarter ending March 2018	5,702	↑
Quarter ending June 2018	5,895	↑
Quarter ending September 2018	6,260	↑
Variance since September 2017	15.6%	↑



ACTIVITY

Cumulative percentage of contracted UDA delivered 2018 & 2019



Month	Adjusted Scheduled Activity (UDA)	
	2018	2019
April	942	631
May	2,023	1,809
June	3,232	2,655
July	4,909	4,467
August	6,364	5,868
September	7,287	7,049
October	8,320	
November	9,731	
December	10,868	
January	11,866	
February	13,429	
March	14,420	
April	15,047	
May	15,062	
June	15,050	

QUALITY

	Quantity	Base Number	Contract	AT	Region	England
% of FP17s for the same patient ID Re-attending within 3 months - Children	53	916	5.8%	10.5%	11.5%	11.6%
% of FP17s for the same patient ID Re-attending within 3 months - Adults	348	2,538	13.7%	15.7%	16.5%	15.5%
% of FP17s for the same patient ID Re-attending between 3 & 9 months - Children	367	916	40.1%	44.8%	48.5%	58.8%
% of FP17s for the same patient ID Re-attending between 3 & 9 months - Adults	703	2,538	27.7%	37.0%	39.1%	51.1%
% of FP17s for Band 1 Urgent Courses	385	3,168	12.2%	10.9%	10.6%	9.0%
% of FP17s Relating to Free Repair or Replacements	17	3,168	0.5%	0.5%	0.5%	0.8%
% of FP17s Relating to Continuations	9	3,168	0.3%	0.7%	0.7%	0.9%
% of Patients satisfied with the dentistry they have received	4	4	N/A	90.7%	90.5%	93.3%
% of Patients satisfied with the time they had to wait for an appointment	4	4	N/A	82.5%	85.1%	88.9%

* This is based on patients treated on this contract for their most recent course of treatment. Figures in italics indicate the base number of FP17s or Patient Questionnaire responses are less than 100. N/A is shown where the base number of responses is less than 10 during the period. % is calculated as Quantity/Base number*100

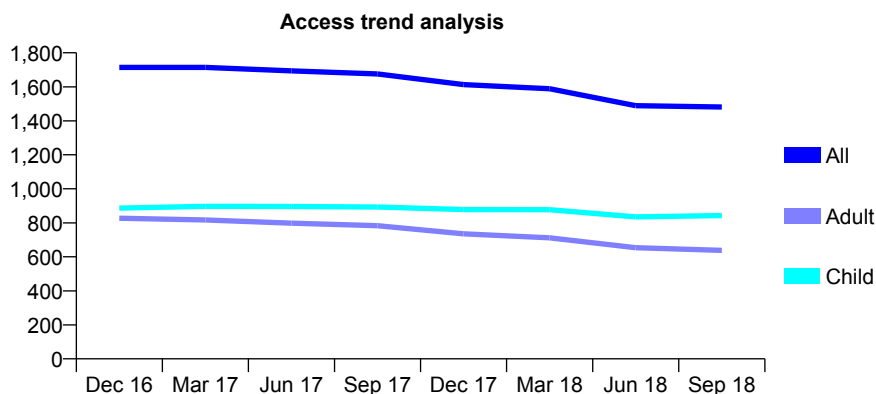
Q61 - Vital Signs At a Glance Contract Report for 143693/0003 - September 2018

Name or company name	Newham Family Dental Care Ltd
Contract type name	GDS Contract
Purpose of contract	General
Contract start date	12/03/2008
Contract end date	

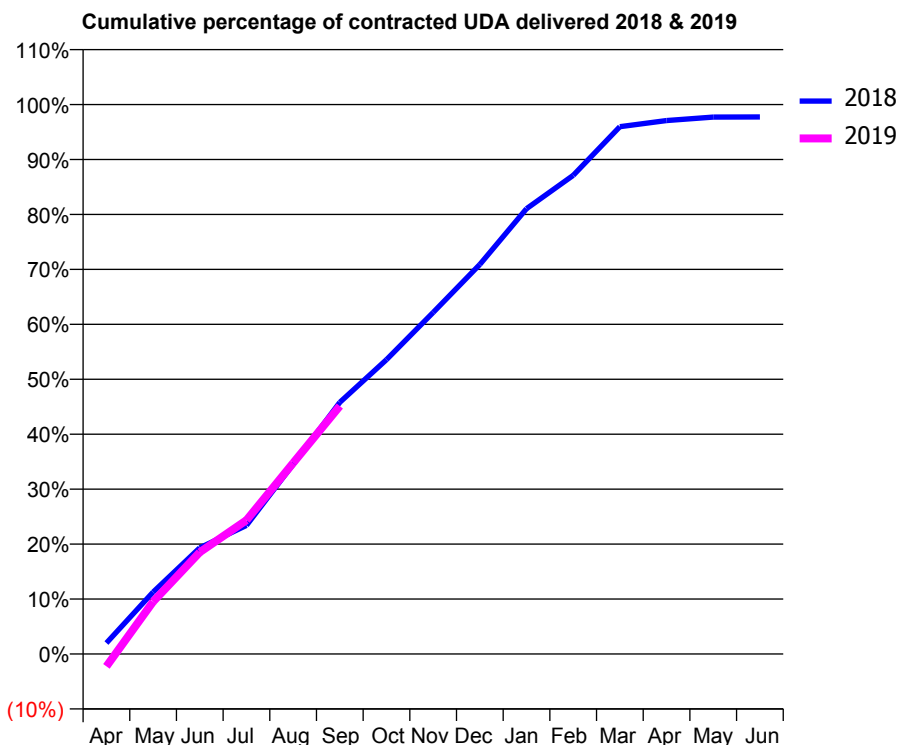
18/19 Contracted general activity (UDA)	4,723
Carry forward general activity (UDA)	107
18/19 Contracted orthodontic activity (UOA)	0
Carry forward orthodontic activity (UOA)	0
Baseline contract value	£211,443.60

ACCESS*

Patients seen in 24 months	Total	Change since previous quarter
Quarter ending September 2017	1,676	
Quarter ending December 2017	1,613	↓
Quarter ending March 2018	1,589	↓
Quarter ending June 2018	1,489	↓
Quarter ending September 2018	1,481	→
Variance since September 2017	(11.6%)	↓



ACTIVITY



Adjusted Scheduled Activity (UDA)		
Month	2018	2019
April	94	-107
May	532	450
June	912	875
July	1,105	1,150
August	1,630	1,642
September	2,163	2,131
October	2,530	
November	2,936	
December	3,348	
January	3,828	
February	4,114	
March	4,532	
April	4,585	
May	4,615	
June	4,616	

QUALITY

	Quantity	Base Number	Contract	AT	Region	England
% of FP17s for the same patient ID Re-attending within 3 months - Children	62	658	9.4%	10.5%	11.5%	11.6%
% of FP17s for the same patient ID Re-attending within 3 months - Adults	20	310	6.5%	15.7%	16.5%	15.5%
% of FP17s for the same patient ID Re-attending between 3 & 9 months - Children	397	658	60.3%	44.8%	48.5%	58.8%
% of FP17s for the same patient ID Re-attending between 3 & 9 months - Adults	117	310	37.7%	37.0%	39.1%	51.1%
% of FP17s for Band 1 Urgent Courses	66	929	7.1%	10.9%	10.6%	9.0%
% of FP17s Relating to Free Repair or Replacements	1	929	0.1%	0.5%	0.5%	0.8%
% of FP17s Relating to Continuations	2	929	0.2%	0.7%	0.7%	0.9%
% of Patients satisfied with the dentistry they have received	1	1	N/A	90.7%	90.5%	93.3%
% of Patients satisfied with the time they had to wait for an appointment	1	1	N/A	82.5%	85.1%	88.9%

* This is based on patients treated on this contract for their most recent course of treatment. Figures in italics indicate the base number of FP17s or Patient Questionnaire responses are less than 100. N/A is shown where the base number of responses is less than 10 during the period. % is calculated as Quantity/Base number*100

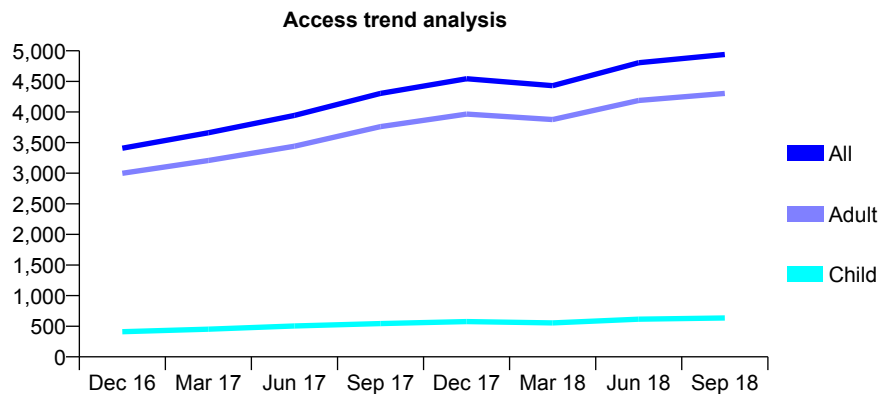
Q61 - Vital Signs At a Glance Contract Report for 143693/0004 - September 2018

Name or company name	Newham Family Dental Care Ltd
Contract type name	PDS Contract
Purpose of contract	General
Contract start date	01/04/2014
Contract end date	31/03/2024

18/19 Contracted general activity (UDA)	8,649
Carry forward general activity (UDA)	0
18/19 Contracted orthodontic activity (UOA)	0
Carry forward orthodontic activity (UOA)	0
Baseline contract value	£449,425.70

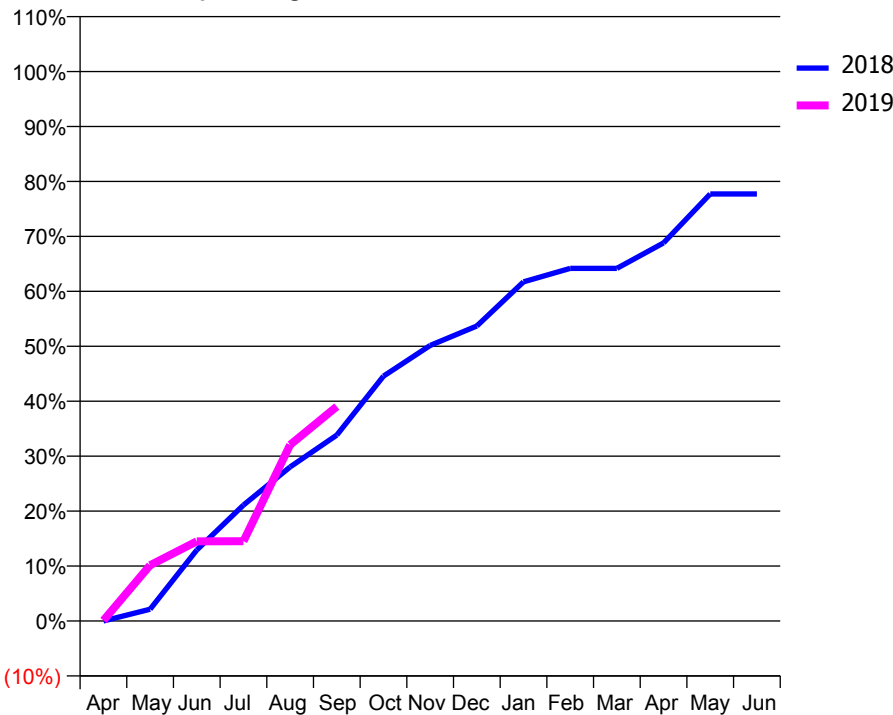
ACCESS*

Patients seen in 24 months	Total	Change since previous quarter
Quarter ending September 2017	4,304	
Quarter ending December 2017	4,543	↑
Quarter ending March 2018	4,431	↓
Quarter ending June 2018	4,804	↑
Quarter ending September 2018	4,941	↑
Variance since September 2017	14.8%	↑



ACTIVITY

Cumulative percentage of contracted UDA delivered 2018 & 2019



Month	Adjusted Scheduled Activity (UDA)	
	2018	2019
April	0	10
May	186	878
June	1,118	1,255
July	1,826	1,256
August	2,424	2,773
September	2,928	3,375
October	3,854	
November	4,337	
December	4,643	
January	5,338	
February	5,551	
March	5,551	
April	5,951	
May	6,723	
June	6,723	

QUALITY

	Quantity	Base Number	Contract	AT	Region	England
% of FP17s for the same patient ID Re-attending within 3 months - Children	10	582	1.7%	10.5%	11.5%	11.6%
% of FP17s for the same patient ID Re-attending within 3 months - Adults	112	3,237	3.5%	15.7%	16.5%	15.5%
% of FP17s for the same patient ID Re-attending between 3 & 9 months - Children	4	582	0.7%	44.8%	48.5%	58.8%
% of FP17s for the same patient ID Re-attending between 3 & 9 months - Adults	43	3,237	1.3%	37.0%	39.1%	51.1%
% of FP17s for Band 1 Urgent Courses	2,829	2,846	99.4%	10.9%	10.6%	9.0%
% of FP17s Relating to Free Repair or Replacements	0	2,846	0.0%	0.5%	0.5%	0.8%
% of FP17s Relating to Continuations	0	2,846	0.0%	0.7%	0.7%	0.9%
% of Patients satisfied with the dentistry they have received	0	0	N/A	90.7%	90.5%	93.3%
% of Patients satisfied with the time they had to wait for an appointment	0	0	N/A	82.5%	85.1%	88.9%

* This is based on patients treated on this contract for their most recent course of treatment. Figures in italics indicate the base number of FP17s or Patient Questionnaire responses are less than 100. N/A is shown where the base number of responses is less than 10 during the period. % is calculated as Quantity/Base number*100

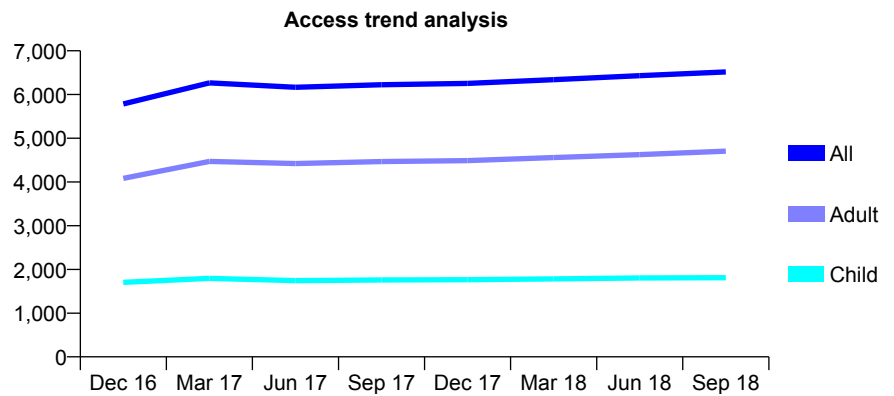
Q61 - Vital Signs At a Glance Contract Report for 144231/0001 - September 2018

Name or company name	Lea Bridge Road Dental Surgery
Contract type name	GDS Contract
Purpose of contract	General
Contract start date	01/04/2015
Contract end date	

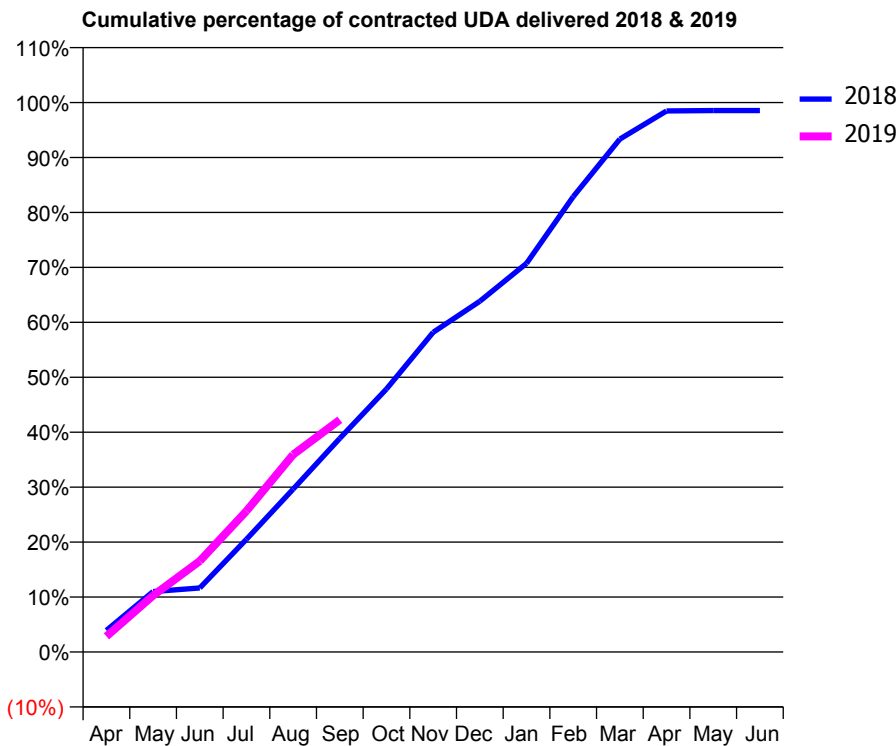
18/19 Contracted general activity (UDA)	16,249
Carry forward general activity (UDA)	239
18/19 Contracted orthodontic activity (UOA)	0
Carry forward orthodontic activity (UOA)	0
Baseline contract value	£426,822.75

ACCESS*

Patients seen in 24 months	Total	Change since previous quarter
Quarter ending September 2017	6,224	
Quarter ending December 2017	6,253	→
Quarter ending March 2018	6,340	→
Quarter ending June 2018	6,432	→
Quarter ending September 2018	6,516	→
Variance since September 2017	4.7%	↑



ACTIVITY



Month	Adjusted Scheduled Activity (UDA)	
	2018	2019
April	642	462
May	1,789	1,671
June	1,894	2,693
July	3,332	4,169
August	4,818	5,838
September	6,319	6,866
October	7,779	
November	9,452	
December	10,371	
January	11,492	
February	13,462	
March	15,169	
April	15,999	
May	16,010	
June	16,010	

QUALITY

	Quantity	Base Number	Contract	AT	Region	England
% of FP17s for the same patient ID Re-attending within 3 months - Children	64	967	6.6%	10.5%	11.5%	11.6%
% of FP17s for the same patient ID Re-attending within 3 months - Adults	229	2,194	10.4%	15.7%	16.5%	15.5%
% of FP17s for the same patient ID Re-attending between 3 & 9 months - Children	361	967	37.3%	44.8%	48.5%	58.8%
% of FP17s for the same patient ID Re-attending between 3 & 9 months - Adults	687	2,194	31.3%	37.0%	39.1%	51.1%
% of FP17s for Band 1 Urgent Courses	196	2,643	7.4%	10.9%	10.6%	9.0%
% of FP17s Relating to Free Repair or Replacements	18	2,643	0.7%	0.5%	0.5%	0.8%
% of FP17s Relating to Continuations	48	2,643	1.8%	0.7%	0.7%	0.9%
% of Patients satisfied with the dentistry they have received	1	1	N/A	90.7%	90.5%	93.3%
% of Patients satisfied with the time they had to wait for an appointment	1	1	N/A	82.5%	85.1%	88.9%

* This is based on patients treated on this contract for their most recent course of treatment. Figures in italics indicate the base number of FP17s or Patient Questionnaire responses are less than 100. N/A is shown where the base number of responses is less than 10 during the period. % is calculated as Quantity/Base number*100

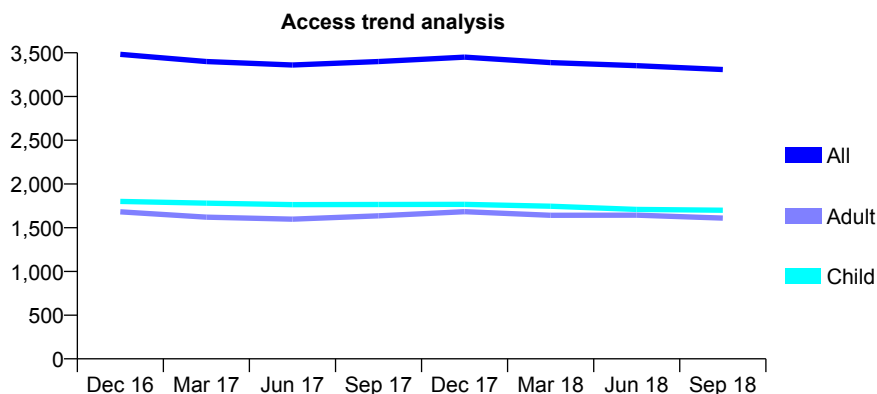
Q61 - Vital Signs At a Glance Contract Report for 144339/0001 - September 2018

Name or company name	Mr F K Banjo and Mrs D O Banjo
Contract type name	GDS Contract
Purpose of contract	General
Contract start date	16/05/2007
Contract end date	

18/19 Contracted general activity (UDA)	9,399
Carry forward general activity (UDA)	-142
18/19 Contracted orthodontic activity (UOA)	0
Carry forward orthodontic activity (UOA)	0
Baseline contract value	£310,305.91

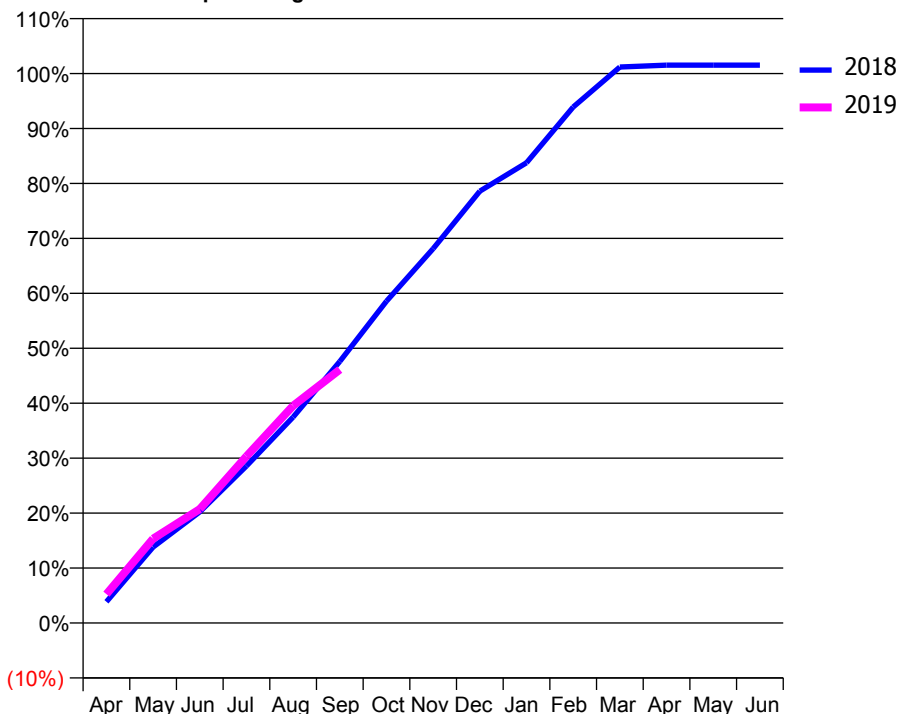
ACCESS*

Patients seen in 24 months	Total	Change since previous quarter
Quarter ending September 2017	3,400	
Quarter ending December 2017	3,450	→
Quarter ending March 2018	3,388	↓
Quarter ending June 2018	3,353	↓
Quarter ending September 2018	3,309	↓
Variance since September 2017	(2.7%)	↓



ACTIVITY

Cumulative percentage of contracted UDA delivered 2018 & 2019



Adjusted Scheduled Activity (UDA)

Month	2018	2019
April	363	495
May	1,300	1,442
June	1,901	1,949
July	2,686	2,852
August	3,522	3,717
September	4,474	4,334
October	5,505	
November	6,404	
December	7,386	
January	7,873	
February	8,826	
March	9,511	
April	9,541	
May	9,541	
June	9,541	

QUALITY

	Quantity	Base Number	Contract	AT	Region	England
% of FP17s for the same patient ID Re-attending within 3 months - Children	59	889	6.6%	10.5%	11.5%	11.6%
% of FP17s for the same patient ID Re-attending within 3 months - Adults	138	867	15.9%	15.7%	16.5%	15.5%
% of FP17s for the same patient ID Re-attending between 3 & 9 months - Children	298	889	33.5%	44.8%	48.5%	58.8%
% of FP17s for the same patient ID Re-attending between 3 & 9 months - Adults	306	867	35.3%	37.0%	39.1%	51.1%
% of FP17s for Band 1 Urgent Courses	130	1,738	7.5%	10.9%	10.6%	9.0%
% of FP17s Relating to Free Repair or Replacements	0	1,738	0.0%	0.5%	0.5%	0.8%
% of FP17s Relating to Continuations	0	1,738	0.0%	0.7%	0.7%	0.9%
% of Patients satisfied with the dentistry they have received	2	2	N/A	90.7%	90.5%	93.3%
% of Patients satisfied with the time they had to wait for an appointment	1	2	N/A	82.5%	85.1%	88.9%

* This is based on patients treated on this contract for their most recent course of treatment. Figures in italics indicate the base number of FP17s or Patient Questionnaire responses are less than 100. N/A is shown where the base number of responses is less than 10 during the period. % is calculated as Quantity/Base number*100

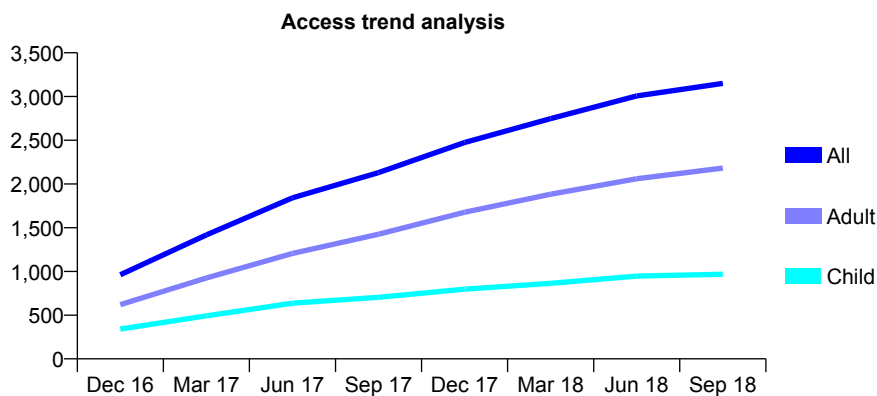
Q61 - Vital Signs At a Glance Contract Report for 145076/0001 - September 2018

Name or company name	Harford Street Dental Practice
Contract type name	PDS Contract
Purpose of contract	General
Contract start date	01/04/2015
Contract end date	31/03/2020

18/19 Contracted general activity (UDA)	13,000
Carry forward general activity (UDA)	0
18/19 Contracted orthodontic activity (UOA)	0
Carry forward orthodontic activity (UOA)	0
Baseline contract value	£281,801.08

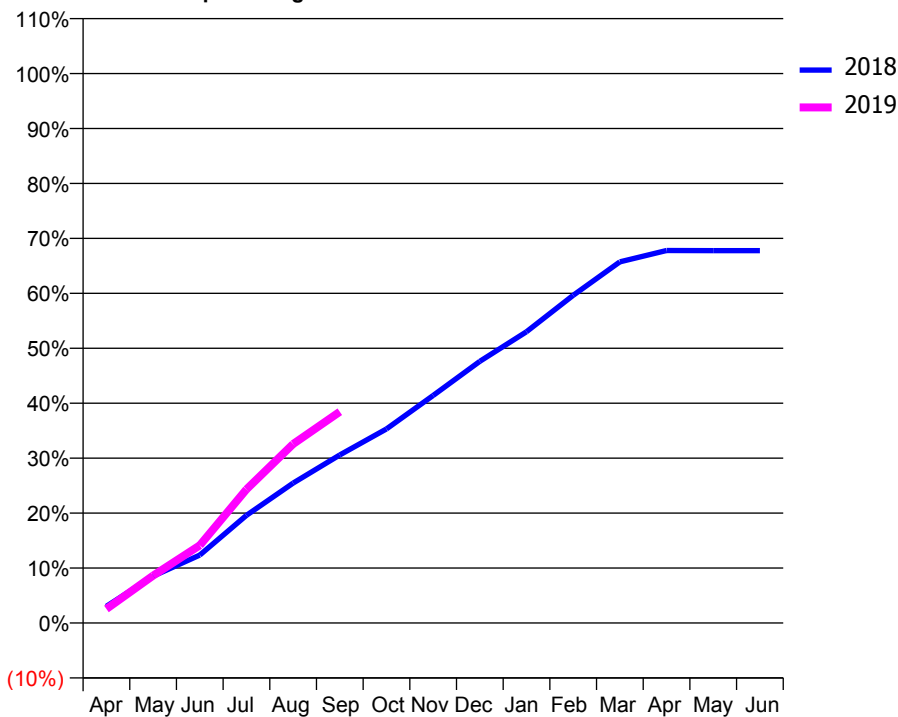
ACCESS*

Patients seen in 24 months	Total	Change since previous quarter
Quarter ending September 2017	2,129	
Quarter ending December 2017	2,474	↑
Quarter ending March 2018	2,747	↑
Quarter ending June 2018	3,007	↑
Quarter ending September 2018	3,150	↑
Variance since September 2017	48.0%	↑



ACTIVITY

Cumulative percentage of contracted UDA delivered 2018 & 2019



Adjusted Scheduled Activity (UDA)

Month	2018	2019
April	395	333
May	1,109	1,120
June	1,607	1,837
July	2,547	3,162
August	3,311	4,236
September	3,976	5,000
October	4,591	
November	5,382	
December	6,190	
January	6,891	
February	7,752	
March	8,543	
April	8,813	
May	8,810	
June	8,810	

QUALITY

	Quantity	Base Number	Contract	AT	Region	England
% of FP17s for the same patient ID Re-attending within 3 months - Children	54	655	8.2%	10.5%	11.5%	11.6%
% of FP17s for the same patient ID Re-attending within 3 months - Adults	156	1,244	12.5%	15.7%	16.5%	15.5%
% of FP17s for the same patient ID Re-attending between 3 & 9 months - Children	287	655	43.8%	44.8%	48.5%	58.8%
% of FP17s for the same patient ID Re-attending between 3 & 9 months - Adults	412	1,244	33.1%	37.0%	39.1%	51.1%
% of FP17s for Band 1 Urgent Courses	242	1,799	13.5%	10.9%	10.6%	9.0%
% of FP17s Relating to Free Repair or Replacements	2	1,799	0.1%	0.5%	0.5%	0.8%
% of FP17s Relating to Continuations	3	1,799	0.2%	0.7%	0.7%	0.9%
% of Patients satisfied with the dentistry they have received	0	0	N/A	90.7%	90.5%	93.3%
% of Patients satisfied with the time they had to wait for an appointment	0	0	N/A	82.5%	85.1%	88.9%

* This is based on patients treated on this contract for their most recent course of treatment. Figures in italics indicate the base number of FP17s or Patient Questionnaire responses are less than 100. N/A is shown where the base number of responses is less than 10 during the period. % is calculated as Quantity/Base number*100

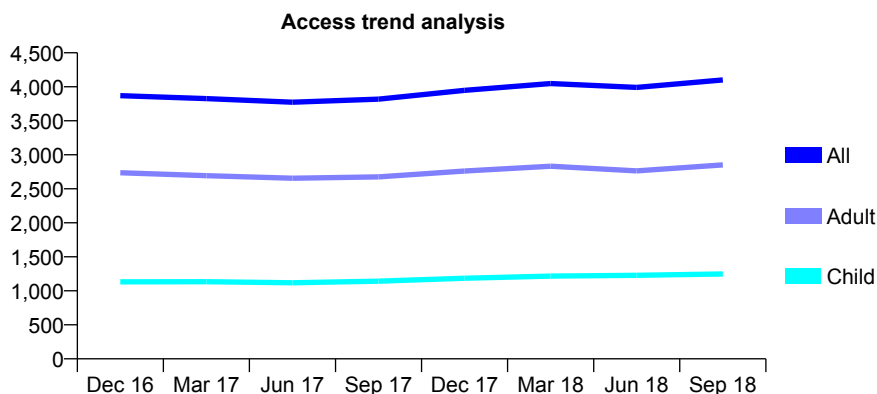
Q61 - Vital Signs At a Glance Contract Report for 145475/0001 - September 2018

Name or company name	Du Toit & Burger Partnership (Stratford) Ltc
Contract type name	GDS Contract
Purpose of contract	General
Contract start date	01/04/2007
Contract end date	

18/19 Contracted general activity (UDA)	11,363
Carry forward general activity (UDA)	0
18/19 Contracted orthodontic activity (UOA)	0
Carry forward orthodontic activity (UOA)	0
Baseline contract value	£318,999.48

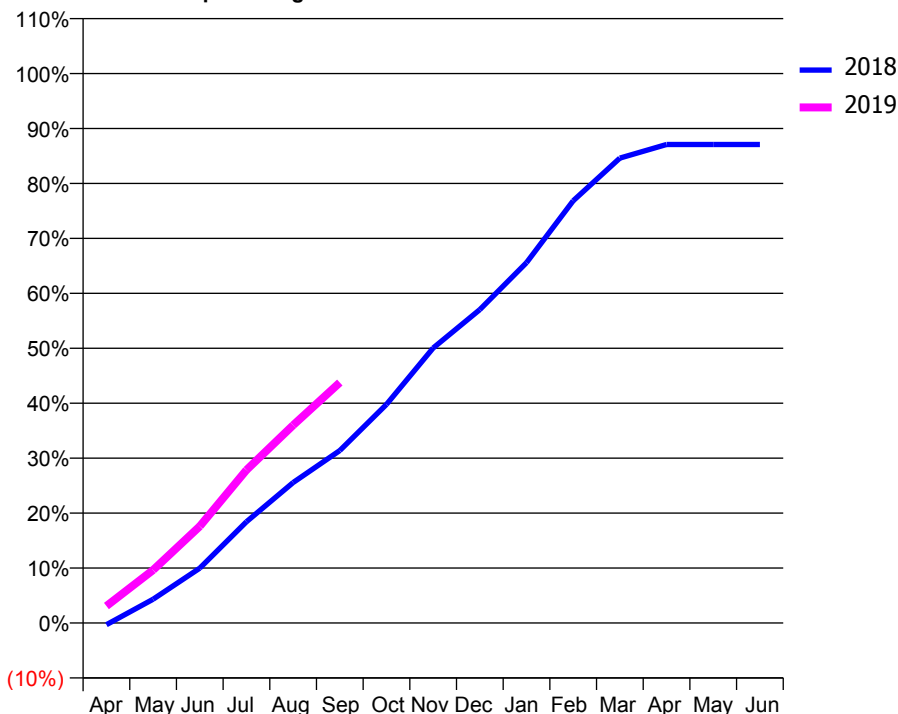
ACCESS*

Patients seen in 24 months	Total	Change since previous quarter
Quarter ending September 2017	3,819	
Quarter ending December 2017	3,948	↑
Quarter ending March 2018	4,049	↑
Quarter ending June 2018	3,992	↓
Quarter ending September 2018	4,100	↑
Variance since September 2017	7.4%	↑



ACTIVITY

Cumulative percentage of contracted UDA delivered 2018 & 2019



Adjusted Scheduled Activity (UDA)

Month	2018	2019
April	-37	352
May	492	1,097
June	1,134	2,001
July	2,095	3,163
August	2,905	4,090
September	3,567	4,973
October	4,521	
November	5,686	
December	6,481	
January	7,452	
February	8,731	
March	9,614	
April	9,894	
May	9,894	
June	9,894	

QUALITY

	Quantity	Base Number	Contract	AT	Region	England
% of FP17s for the same patient ID Re-attending within 3 months - Children	34	674	5.0%	10.5%	11.5%	11.6%
% of FP17s for the same patient ID Re-attending within 3 months - Adults	157	1,469	10.7%	15.7%	16.5%	15.5%
% of FP17s for the same patient ID Re-attending between 3 & 9 months - Children	315	674	46.7%	44.8%	48.5%	58.8%
% of FP17s for the same patient ID Re-attending between 3 & 9 months - Adults	490	1,469	33.4%	37.0%	39.1%	51.1%
% of FP17s for Band 1 Urgent Courses	139	2,009	6.9%	10.9%	10.6%	9.0%
% of FP17s Relating to Free Repair or Replacements	3	2,009	0.1%	0.5%	0.5%	0.8%
% of FP17s Relating to Continuations	24	2,009	1.2%	0.7%	0.7%	0.9%
% of Patients satisfied with the dentistry they have received	0	0	N/A	90.7%	90.5%	93.3%
% of Patients satisfied with the time they had to wait for an appointment	0	0	N/A	82.5%	85.1%	88.9%

* This is based on patients treated on this contract for their most recent course of treatment. Figures in italics indicate the base number of FP17s or Patient Questionnaire responses are less than 100. N/A is shown where the base number of responses is less than 10 during the period. % is calculated as Quantity/Base number*100

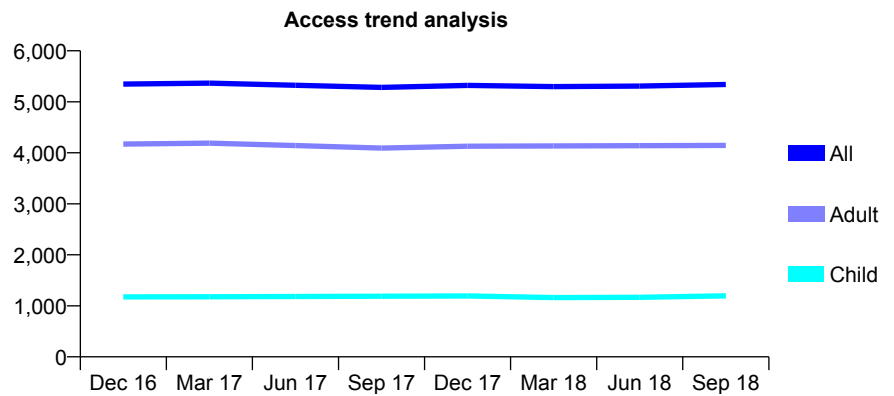
Q61 - Vital Signs At a Glance Contract Report for 145548/0001 - September 2018

Name or company name	Cranham Dental Centre Ltd
Contract type name	GDS Contract
Purpose of contract	General
Contract start date	01/04/2011
Contract end date	

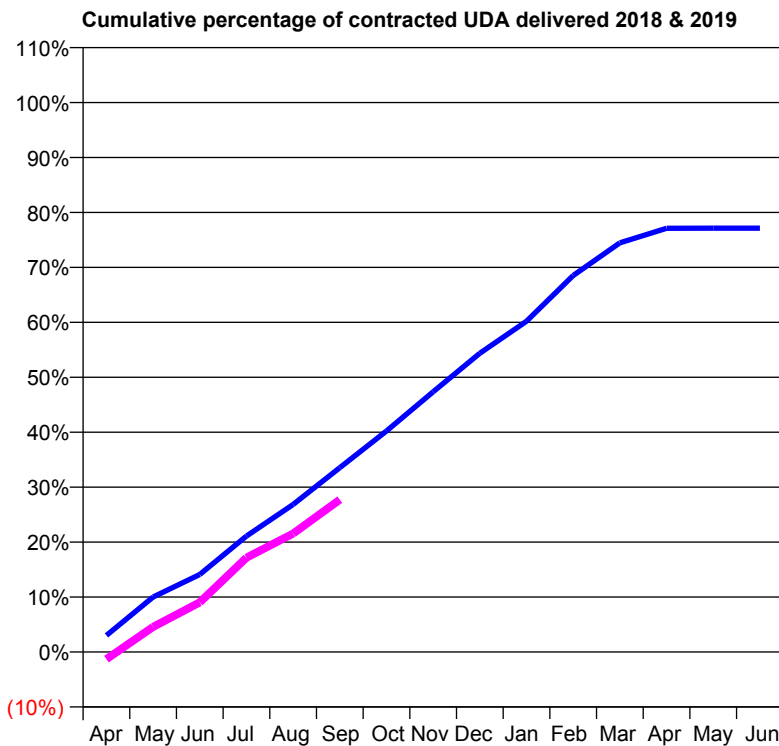
18/19 Contracted general activity (UDA)	16,681
Carry forward general activity (UDA)	860
18/19 Contracted orthodontic activity (UOA)	0
Carry forward orthodontic activity (UOA)	0
Baseline contract value	£386,234.49

ACCESS*

Patients seen in 24 months	Total	Change since previous quarter
Quarter ending September 2017	5,282	
Quarter ending December 2017	5,322	→
Quarter ending March 2018	5,297	→
Quarter ending June 2018	5,309	→
Quarter ending September 2018	5,341	→
Variance since September 2017	1.1%	→



ACTIVITY



Month	Adjusted Scheduled Activity (UDA)	
	2018	2019
April	502	-220
May	1,670	765
June	2,354	1,506
July	3,520	2,864
August	4,480	3,598
September	5,596	4,623
October	6,710	
November	7,901	
December	9,069	
January	10,040	
February	11,430	
March	12,421	
April	12,863	
May	12,865	
June	12,865	

QUALITY

	Quantity	Base Number	Contract	AT	Region	England
% of FP17s for the same patient ID Re-attending within 3 months - Children	29	913	3.2%	10.5%	11.5%	11.6%
% of FP17s for the same patient ID Re-attending within 3 months - Adults	225	2,788	8.1%	15.7%	16.5%	15.5%
% of FP17s for the same patient ID Re-attending between 3 & 9 months - Children	606	913	66.4%	44.8%	48.5%	58.8%
% of FP17s for the same patient ID Re-attending between 3 & 9 months - Adults	1,746	2,788	62.6%	37.0%	39.1%	51.1%
% of FP17s for Band 1 Urgent Courses	194	3,455	5.6%	10.9%	10.6%	9.0%
% of FP17s Relating to Free Repair or Replacements	12	3,455	0.3%	0.5%	0.5%	0.8%
% of FP17s Relating to Continuations	7	3,455	0.2%	0.7%	0.7%	0.9%
% of Patients satisfied with the dentistry they have received	1	1	N/A	90.7%	90.5%	93.3%
% of Patients satisfied with the time they had to wait for an appointment	1	1	N/A	82.5%	85.1%	88.9%

* This is based on patients treated on this contract for their most recent course of treatment. Figures in italics indicate the base number of FP17s or Patient Questionnaire responses are less than 100. N/A is shown where the base number of responses is less than 10 during the period. % is calculated as Quantity/Base number*100

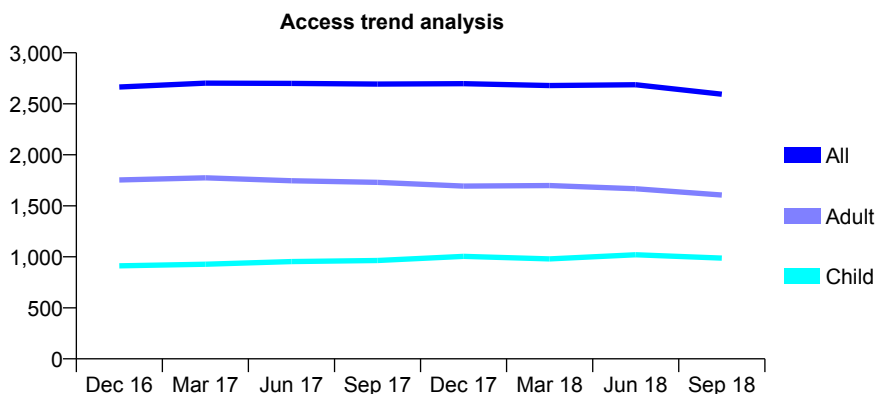
Q61 - Vital Signs At a Glance Contract Report for 146110/0001 - September 2018

Name or company name	Du Toit & Burger Partnership (Silvertown) L
Contract type name	GDS Contract
Purpose of contract	General
Contract start date	01/04/2007
Contract end date	

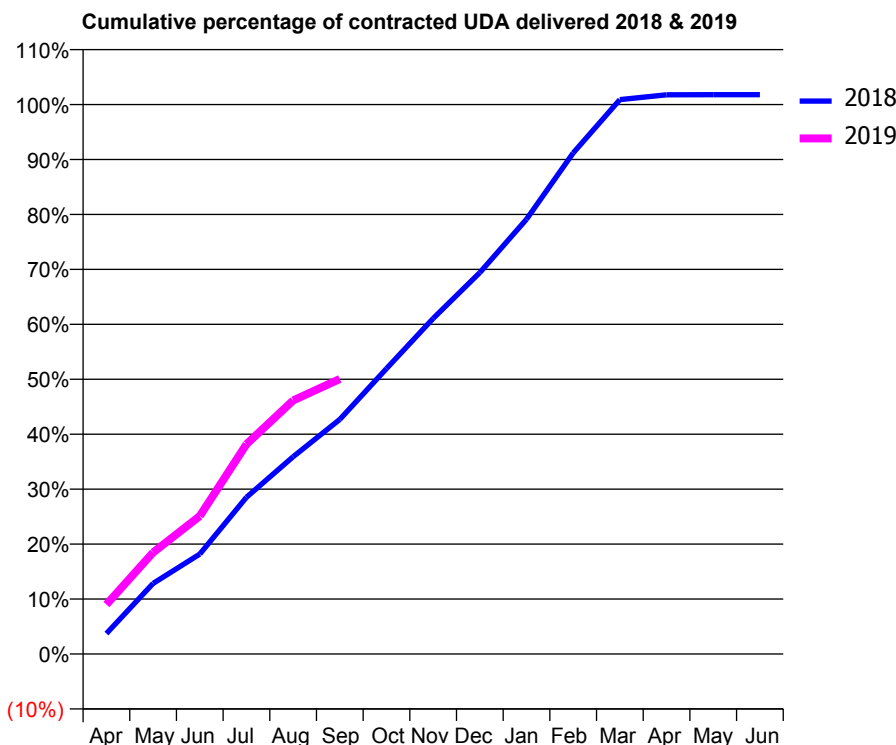
18/19 Contracted general activity (UDA)	6,974
Carry forward general activity (UDA)	-125
18/19 Contracted orthodontic activity (UOA)	0
Carry forward orthodontic activity (UOA)	0
Baseline contract value	£215,296.66

ACCESS*

Patients seen in 24 months	Total	Change since previous quarter
Quarter ending September 2017	2,694	
Quarter ending December 2017	2,698	→
Quarter ending March 2018	2,679	→
Quarter ending June 2018	2,687	→
Quarter ending September 2018	2,594	↓
Variance since September 2017	(3.7%)	↓



ACTIVITY



Month	Adjusted Scheduled Activity (UDA)	
	2018	2019
April	260	629
May	897	1,289
June	1,268	1,751
July	1,989	2,663
August	2,503	3,218
September	2,978	3,490
October	3,622	
November	4,260	
December	4,840	
January	5,519	
February	6,358	
March	7,035	
April	7,097	
May	7,099	
June	7,099	

QUALITY

	Quantity	Base Number	Contract	AT	Region	England
% of FP17s for the same patient ID Re-attending within 3 months - Children	31	610	5.1%	10.5%	11.5%	11.6%
% of FP17s for the same patient ID Re-attending within 3 months - Adults	94	811	11.6%	15.7%	16.5%	15.5%
% of FP17s for the same patient ID Re-attending between 3 & 9 months - Children	285	610	46.7%	44.8%	48.5%	58.8%
% of FP17s for the same patient ID Re-attending between 3 & 9 months - Adults	333	811	41.1%	37.0%	39.1%	51.1%
% of FP17s for Band 1 Urgent Courses	40	1,380	2.9%	10.9%	10.6%	9.0%
% of FP17s Relating to Free Repair or Replacements	3	1,380	0.2%	0.5%	0.5%	0.8%
% of FP17s Relating to Continuations	19	1,380	1.4%	0.7%	0.7%	0.9%
% of Patients satisfied with the dentistry they have received	0	0	N/A	90.7%	90.5%	93.3%
% of Patients satisfied with the time they had to wait for an appointment	0	0	N/A	82.5%	85.1%	88.9%

* This is based on patients treated on this contract for their most recent course of treatment. Figures in italics indicate the base number of FP17s or Patient Questionnaire responses are less than 100. N/A is shown where the base number of responses is less than 10 during the period. % is calculated as Quantity/Base number*100

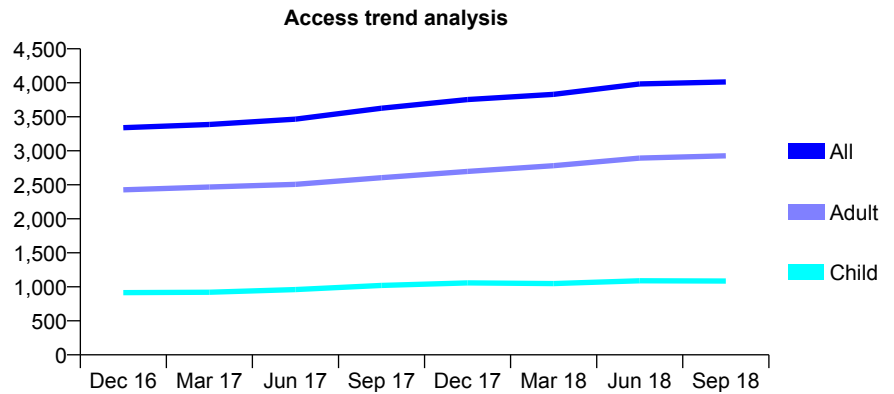
Q61 - Vital Signs At a Glance Contract Report for 147990/0001 - September 2018

Name or company name	Mr CC Bailie & Mr JG Mallon
Contract type name	GDS Contract
Purpose of contract	General
Contract start date	01/11/2011
Contract end date	

18/19 Contracted general activity (UDA)	11,605
Carry forward general activity (UDA)	0
18/19 Contracted orthodontic activity (UOA)	0
Carry forward orthodontic activity (UOA)	0
Baseline contract value	£298,721.32

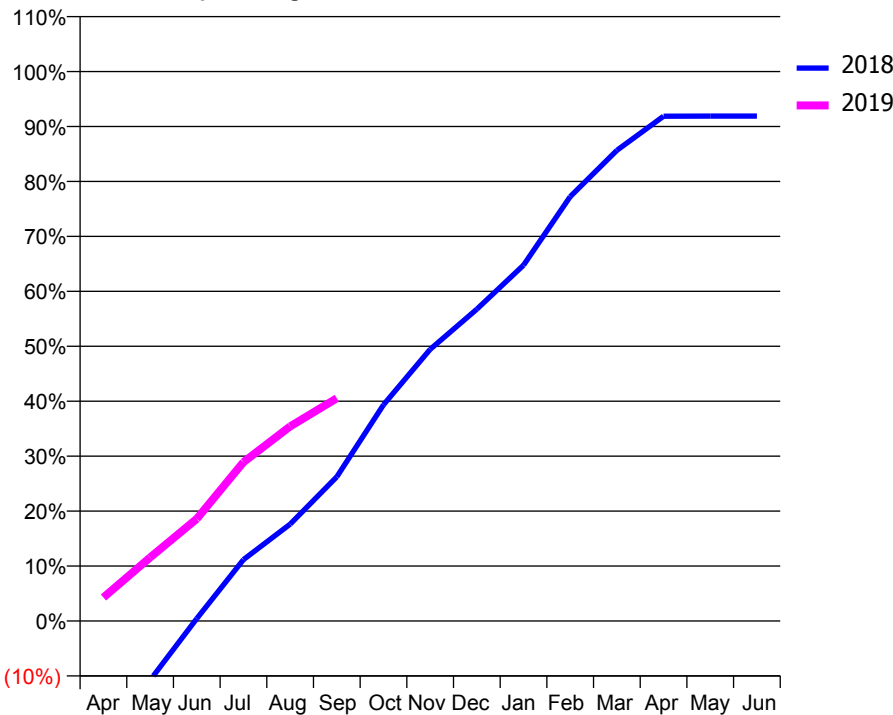
ACCESS*

Patients seen in 24 months	Total	Change since previous quarter
Quarter ending September 2017	3,626	
Quarter ending December 2017	3,754	↑
Quarter ending March 2018	3,830	↑
Quarter ending June 2018	3,984	↑
Quarter ending September 2018	4,012	→
Variance since September 2017	10.6%	↑



ACTIVITY

Cumulative percentage of contracted UDA delivered 2018 & 2019



Month	Adjusted Scheduled Activity (UDA)	
	2018	2019
April	-1,676	496
May	-1,256	1,341
June	52	2,157
July	1,297	3,355
August	2,047	4,110
September	3,046	4,706
October	4,566	
November	5,738	
December	6,585	
January	7,515	
February	8,961	
March	9,939	
April	10,661	
May	10,663	
June	10,663	

QUALITY

	Quantity	Base Number	Contract	AT	Region	England
% of FP17s for the same patient ID Re-attending within 3 months - Children	55	572	9.6%	10.5%	11.5%	11.6%
% of FP17s for the same patient ID Re-attending within 3 months - Adults	250	1,559	16.0%	15.7%	16.5%	15.5%
% of FP17s for the same patient ID Re-attending between 3 & 9 months - Children	230	572	40.2%	44.8%	48.5%	58.8%
% of FP17s for the same patient ID Re-attending between 3 & 9 months - Adults	458	1,559	29.4%	37.0%	39.1%	51.1%
% of FP17s for Band 1 Urgent Courses	328	1,932	17.0%	10.9%	10.6%	9.0%
% of FP17s Relating to Free Repair or Replacements	36	1,932	1.9%	0.5%	0.5%	0.8%
% of FP17s Relating to Continuations	4	1,932	0.2%	0.7%	0.7%	0.9%
% of Patients satisfied with the dentistry they have received	1	1	N/A	90.7%	90.5%	93.3%
% of Patients satisfied with the time they had to wait for an appointment	1	1	N/A	82.5%	85.1%	88.9%

* This is based on patients treated on this contract for their most recent course of treatment. Figures in italics indicate the base number of FP17s or Patient Questionnaire responses are less than 100. N/A is shown where the base number of responses is less than 10 during the period. % is calculated as Quantity/Base number*100

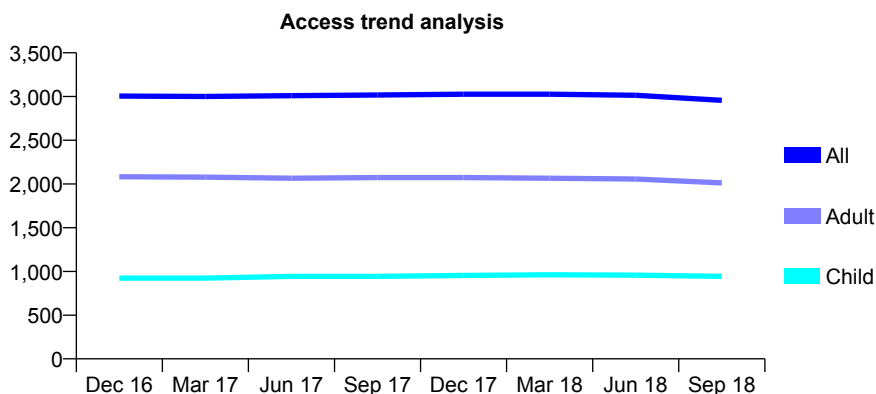
Q61 - Vital Signs At a Glance Contract Report for 148121/0001 - September 2018

Name or company name	Belmont Dental Practice
Contract type name	GDS Contract
Purpose of contract	General
Contract start date	16/04/2007
Contract end date	

18/19 Contracted general activity (UDA)	9,226
Carry forward general activity (UDA)	0
18/19 Contracted orthodontic activity (UOA)	0
Carry forward orthodontic activity (UOA)	0
Baseline contract value	£247,006.73

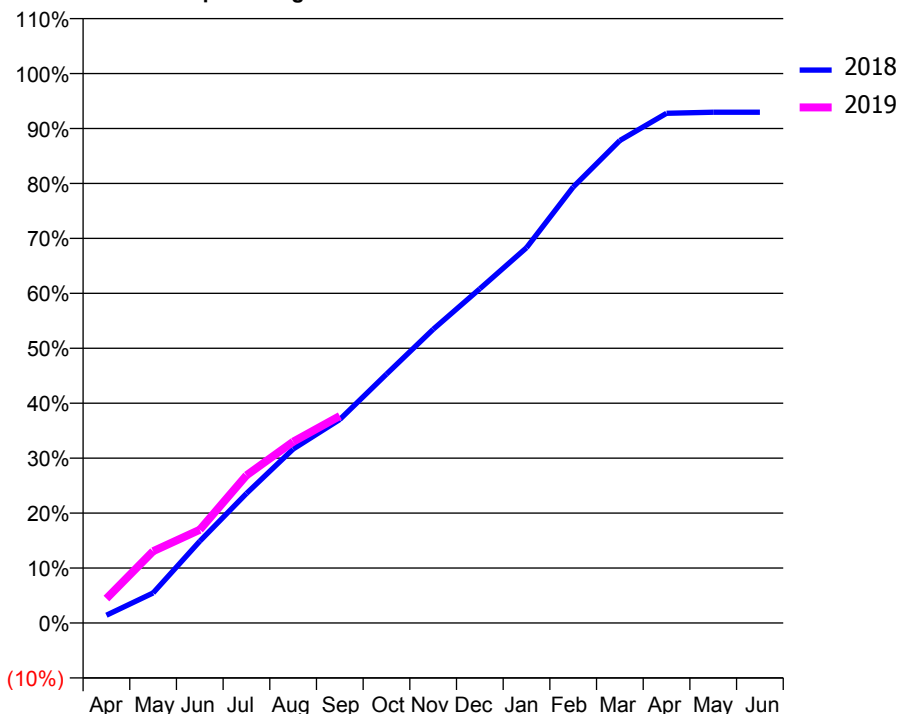
ACCESS*

Patients seen in 24 months	Total	Change since previous quarter
Quarter ending September 2017	3,017	
Quarter ending December 2017	3,027	→
Quarter ending March 2018	3,027	→
Quarter ending June 2018	3,014	→
Quarter ending September 2018	2,956	↓
Variance since September 2017	(2.0%)	↓



ACTIVITY

Cumulative percentage of contracted UDA delivered 2018 & 2019



Month	Adjusted Scheduled Activity (UDA)	
	2018	2019
April	132	410
May	506	1,206
June	1,373	1,566
July	2,174	2,480
August	2,920	3,045
September	3,417	3,476
October	4,178	
November	4,930	
December	5,613	
January	6,300	
February	7,321	
March	8,101	
April	8,559	
May	8,577	
June	8,577	

QUALITY

	Quantity	Base Number	Contract	AT	Region	England
% of FP17s for the same patient ID Re-attending within 3 months - Children	42	509	8.3%	10.5%	11.5%	11.6%
% of FP17s for the same patient ID Re-attending within 3 months - Adults	175	989	17.7%	15.7%	16.5%	15.5%
% of FP17s for the same patient ID Re-attending between 3 & 9 months - Children	179	509	35.2%	44.8%	48.5%	58.8%
% of FP17s for the same patient ID Re-attending between 3 & 9 months - Adults	225	989	22.8%	37.0%	39.1%	51.1%
% of FP17s for Band 1 Urgent Courses	229	1,369	16.7%	10.9%	10.6%	9.0%
% of FP17s Relating to Free Repair or Replacements	11	1,369	0.8%	0.5%	0.5%	0.8%
% of FP17s Relating to Continuations	24	1,369	1.8%	0.7%	0.7%	0.9%
% of Patients satisfied with the dentistry they have received	1	1	N/A	90.7%	90.5%	93.3%
% of Patients satisfied with the time they had to wait for an appointment	1	1	N/A	82.5%	85.1%	88.9%

* This is based on patients treated on this contract for their most recent course of treatment. Figures in italics indicate the base number of FP17s or Patient Questionnaire responses are less than 100. N/A is shown where the base number of responses is less than 10 during the period. % is calculated as Quantity/Base number*100

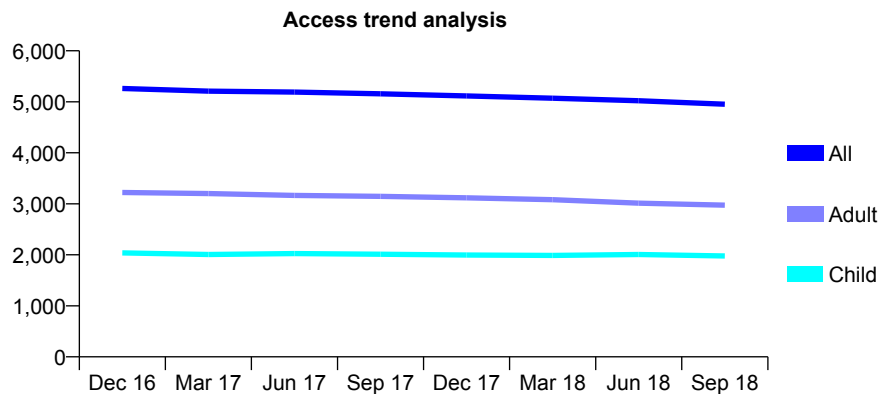
Q61 - Vital Signs At a Glance Contract Report for 149578/0001 - September 2018

Name or company name	Dentasmile Ltd
Contract type name	GDS Contract
Purpose of contract	General
Contract start date	11/11/2012
Contract end date	

18/19 Contracted general activity (UDA)	19,880
Carry forward general activity (UDA)	-78
18/19 Contracted orthodontic activity (UOA)	0
Carry forward orthodontic activity (UOA)	0
Baseline contract value	£588,874.45

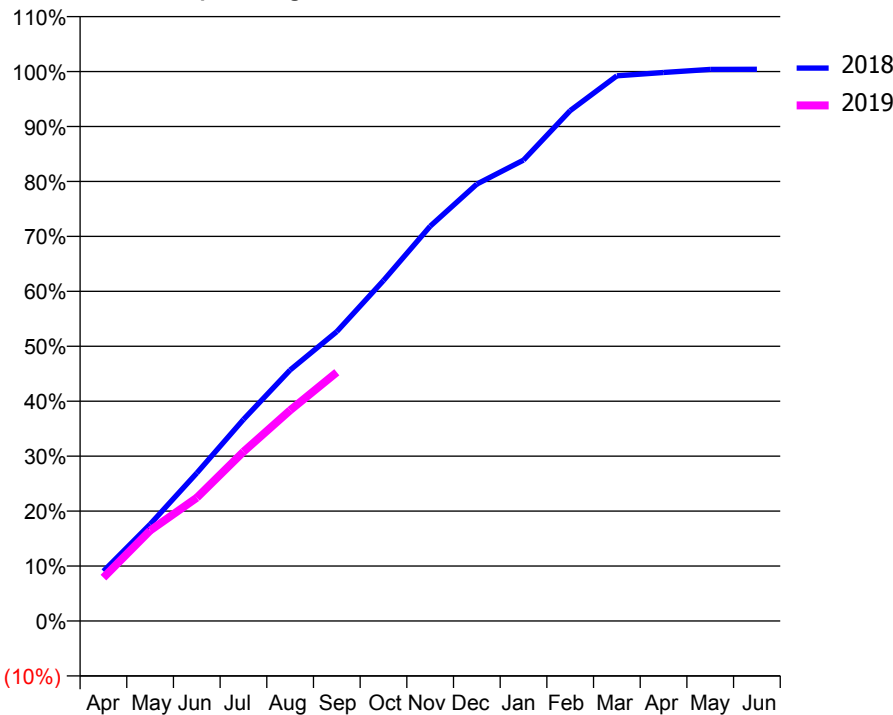
ACCESS*

Patients seen in 24 months	Total	Change since previous quarter
Quarter ending September 2017	5,157	
Quarter ending December 2017	5,114	→
Quarter ending March 2018	5,071	→
Quarter ending June 2018	5,021	→
Quarter ending September 2018	4,953	↓
Variance since September 2017	(4.0%)	↓



ACTIVITY

Cumulative percentage of contracted UDA delivered 2018 & 2019



Adjusted Scheduled Activity (UDA)		
Month	2018	2019
April	1,802	1,569
May	3,501	3,275
June	5,353	4,459
July	7,293	6,124
August	9,082	7,622
September	10,471	8,999
October	12,319	
November	14,282	
December	15,808	
January	16,676	
February	18,463	
March	19,724	
April	19,845	
May	19,956	
June	19,958	

QUALITY

	Quantity	Base Number	Contract	AT	Region	England
% of FP17s for the same patient ID Re-attending within 3 months - Children	94	1,326	7.1%	10.5%	11.5%	11.6%
% of FP17s for the same patient ID Re-attending within 3 months - Adults	211	1,602	13.2%	15.7%	16.5%	15.5%
% of FP17s for the same patient ID Re-attending between 3 & 9 months - Children	639	1,326	48.2%	44.8%	48.5%	58.8%
% of FP17s for the same patient ID Re-attending between 3 & 9 months - Adults	705	1,602	44.0%	37.0%	39.1%	51.1%
% of FP17s for Band 1 Urgent Courses	182	2,842	6.4%	10.9%	10.6%	9.0%
% of FP17s Relating to Free Repair or Replacements	13	2,842	0.5%	0.5%	0.5%	0.8%
% of FP17s Relating to Continuations	3	2,842	0.1%	0.7%	0.7%	0.9%
% of Patients satisfied with the dentistry they have received	0	0	N/A	90.7%	90.5%	93.3%
% of Patients satisfied with the time they had to wait for an appointment	0	0	N/A	82.5%	85.1%	88.9%

* This is based on patients treated on this contract for their most recent course of treatment. Figures in italics indicate the base number of FP17s or Patient Questionnaire responses are less than 100. N/A is shown where the base number of responses is less than 10 during the period. % is calculated as Quantity/Base number*100

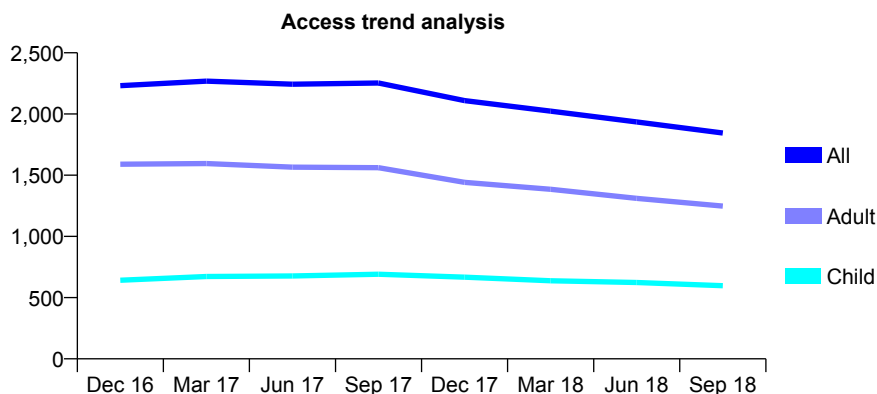
Q61 - Vital Signs At a Glance Contract Report for 150053/0001 - September 2018

Name or company name	Malli and Donnelly Dental Partnership
Contract type name	GDS Contract
Purpose of contract	General
Contract start date	01/07/2010
Contract end date	

18/19 Contracted general activity (UDA)	6,403
Carry forward general activity (UDA)	0
18/19 Contracted orthodontic activity (UOA)	0
Carry forward orthodontic activity (UOA)	0
Baseline contract value	£221,290.47

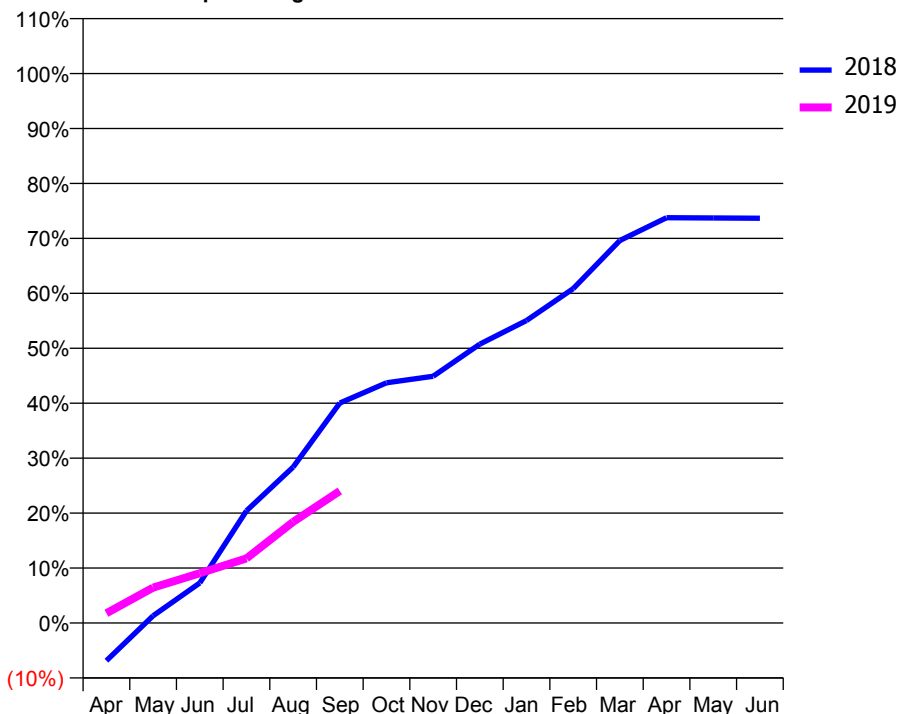
ACCESS*

Patients seen in 24 months	Total	Change since previous quarter
Quarter ending September 2017	2,253	
Quarter ending December 2017	2,109	↓
Quarter ending March 2018	2,023	↓
Quarter ending June 2018	1,935	↓
Quarter ending September 2018	1,845	↓
Variance since September 2017	(18.1%)	↓



ACTIVITY

Cumulative percentage of contracted UDA delivered 2018 & 2019



Adjusted Scheduled Activity (UDA)

Month	2018	2019
April	-440	114
May	84	412
June	467	580
July	1,307	753
August	1,817	1,179
September	2,563	1,540
October	2,800	
November	2,876	
December	3,250	
January	3,525	
February	3,896	
March	4,457	
April	4,722	
May	4,719	
June	4,716	

QUALITY

	Quantity	Base Number	Contract	AT	Region	England
% of FP17s for the same patient ID Re-attending within 3 months - Children	10	247	4.0%	10.5%	11.5%	11.6%
% of FP17s for the same patient ID Re-attending within 3 months - Adults	78	548	14.2%	15.7%	16.5%	15.5%
% of FP17s for the same patient ID Re-attending between 3 & 9 months - Children	91	247	36.8%	44.8%	48.5%	58.8%
% of FP17s for the same patient ID Re-attending between 3 & 9 months - Adults	161	548	29.4%	37.0%	39.1%	51.1%
% of FP17s for Band 1 Urgent Courses	123	606	20.3%	10.9%	10.6%	9.0%
% of FP17s Relating to Free Repair or Replacements	1	606	0.2%	0.5%	0.5%	0.8%
% of FP17s Relating to Continuations	0	606	0.0%	0.7%	0.7%	0.9%
% of Patients satisfied with the dentistry they have received	0	1	N/A	90.7%	90.5%	93.3%
% of Patients satisfied with the time they had to wait for an appointment	1	1	N/A	82.5%	85.1%	88.9%

* This is based on patients treated on this contract for their most recent course of treatment. Figures in italics indicate the base number of FP17s or Patient Questionnaire responses are less than 100. N/A is shown where the base number of responses is less than 10 during the period. % is calculated as Quantity/Base number*100

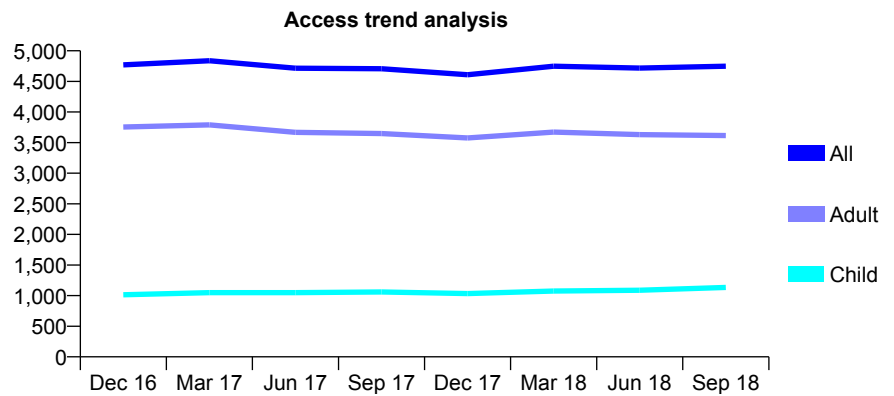
Q61 - Vital Signs At a Glance Contract Report for 150061/0001 - September 2018

Name or company name	The Garden Dental Practice
Contract type name	GDS Contract
Purpose of contract	General
Contract start date	01/07/2008
Contract end date	

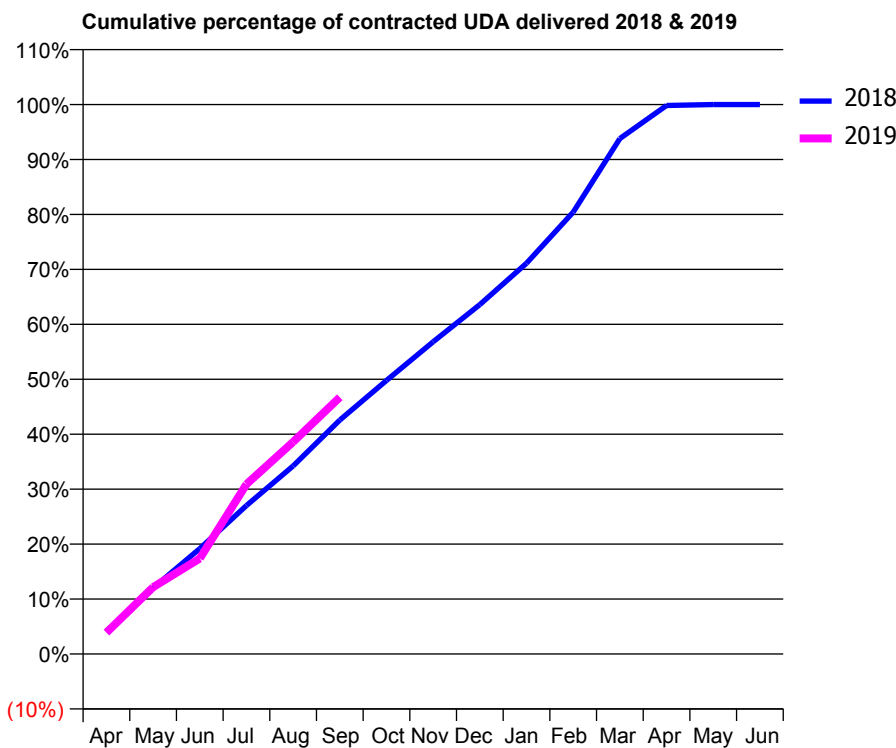
18/19 Contracted general activity (UDA)	14,522
Carry forward general activity (UDA)	2
18/19 Contracted orthodontic activity (UOA)	0
Carry forward orthodontic activity (UOA)	0
Baseline contract value	£395,362.75

ACCESS*

Patients seen in 24 months	Total	Change since previous quarter
Quarter ending September 2017	4,707	
Quarter ending December 2017	4,610	↓
Quarter ending March 2018	4,748	↑
Quarter ending June 2018	4,718	→
Quarter ending September 2018	4,748	→
Variance since September 2017	0.9%	→



ACTIVITY



Month	Adjusted Scheduled Activity (UDA)	
	2018	2019
April	595	564
May	1,746	1,768
June	2,784	2,524
July	3,924	4,488
August	4,971	5,605
September	6,182	6,787
October	7,230	
November	8,251	
December	9,235	
January	10,328	
February	11,678	
March	13,621	
April	14,496	
May	14,520	
June	14,520	

QUALITY

	Quantity	Base Number	Contract	AT	Region	England
% of FP17s for the same patient ID Re-attending within 3 months - Children	26	669	3.9%	10.5%	11.5%	11.6%
% of FP17s for the same patient ID Re-attending within 3 months - Adults	91	1,686	5.4%	15.7%	16.5%	15.5%
% of FP17s for the same patient ID Re-attending between 3 & 9 months - Children	278	669	41.6%	44.8%	48.5%	58.8%
% of FP17s for the same patient ID Re-attending between 3 & 9 months - Adults	535	1,686	31.7%	37.0%	39.1%	51.1%
% of FP17s for Band 1 Urgent Courses	170	2,121	8.0%	10.9%	10.6%	9.0%
% of FP17s Relating to Free Repair or Replacements	0	2,121	0.0%	0.5%	0.5%	0.8%
% of FP17s Relating to Continuations	0	2,121	0.0%	0.7%	0.7%	0.9%
% of Patients satisfied with the dentistry they have received	0	0	N/A	90.7%	90.5%	93.3%
% of Patients satisfied with the time they had to wait for an appointment	0	0	N/A	82.5%	85.1%	88.9%

* This is based on patients treated on this contract for their most recent course of treatment. Figures in italics indicate the base number of FP17s or Patient Questionnaire responses are less than 100. N/A is shown where the base number of responses is less than 10 during the period. % is calculated as Quantity/Base number*100

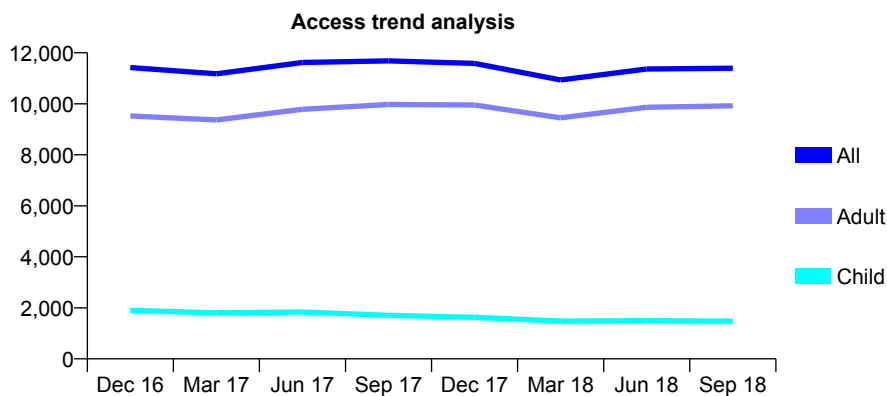
Q61 - Vital Signs At a Glance Contract Report for 150525/0001 - September 2018

Name or company name	The Nightingale Clinic
Contract type name	GDS Contract
Purpose of contract	General
Contract start date	05/09/2014
Contract end date	

18/19 Contracted general activity (UDA)	25,573
Carry forward general activity (UDA)	0
18/19 Contracted orthodontic activity (UOA)	0
Carry forward orthodontic activity (UOA)	0
Baseline contract value	£1,533,022.04

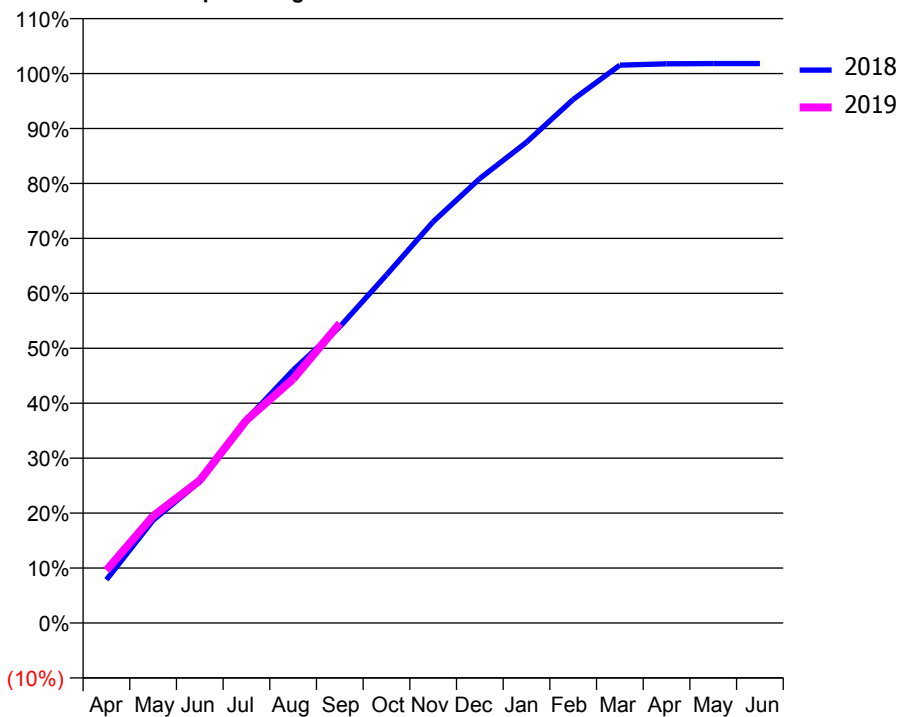
ACCESS*

Patients seen in 24 months	Total	Change since previous quarter
Quarter ending September 2017	11,683	
Quarter ending December 2017	11,582	→
Quarter ending March 2018	10,934	↓
Quarter ending June 2018	11,365	↑
Quarter ending September 2018	11,397	→
Variance since September 2017	(2.4%)	↓



ACTIVITY

Cumulative percentage of contracted UDA delivered 2018 & 2019



Month	Adjusted Scheduled Activity (UDA)	
	2018	2019
April	2,013	2,456
May	4,781	4,980
June	6,582	6,636
July	9,467	9,444
August	11,770	11,353
September	13,788	13,945
October	16,203	
November	18,676	
December	20,684	
January	22,372	
February	24,366	
March	25,963	
April	26,026	
May	26,036	
June	26,036	

QUALITY

	Quantity	Base Number	Contract	AT	Region	England
% of FP17s for the same patient ID Re-attending within 3 months - Children	8	749	1.1%	10.5%	11.5%	11.6%
% of FP17s for the same patient ID Re-attending within 3 months - Adults	42	4,556	0.9%	15.7%	16.5%	15.5%
% of FP17s for the same patient ID Re-attending between 3 & 9 months - Children	13	749	1.7%	44.8%	48.5%	58.8%
% of FP17s for the same patient ID Re-attending between 3 & 9 months - Adults	34	4,556	0.7%	37.0%	39.1%	51.1%
% of FP17s for Band 1 Urgent Courses	8	5,123	0.2%	10.9%	10.6%	9.0%
% of FP17s Relating to Free Repair or Replacements	0	5,123	0.0%	0.5%	0.5%	0.8%
% of FP17s Relating to Continuations	6	5,123	0.1%	0.7%	0.7%	0.9%
% of Patients satisfied with the dentistry they have received	1	1	N/A	90.7%	90.5%	93.3%
% of Patients satisfied with the time they had to wait for an appointment	1	1	N/A	82.5%	85.1%	88.9%

* This is based on patients treated on this contract for their most recent course of treatment. Figures in italics indicate the base number of FP17s or Patient Questionnaire responses are less than 100. N/A is shown where the base number of responses is less than 10 during the period. % is calculated as Quantity/Base number*100

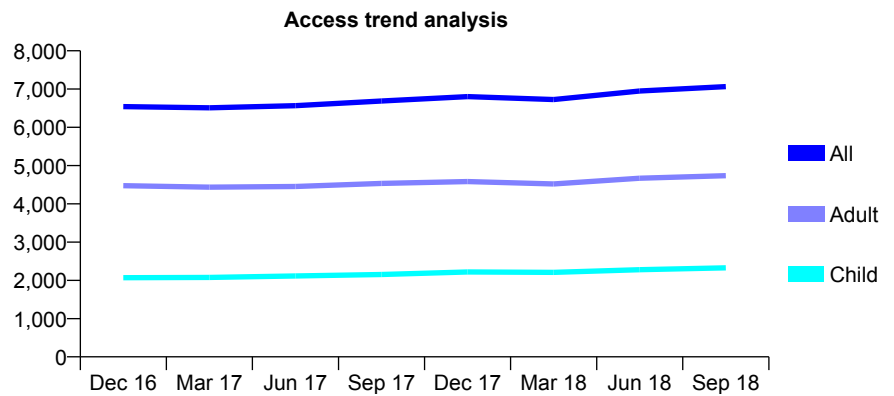
Q61 - Vital Signs At a Glance Contract Report for 151297/0001 - September 2018

Name or company name	Newham Family Dental Care Ltd
Contract type name	GDS Contract
Purpose of contract	General
Contract start date	01/04/2009
Contract end date	

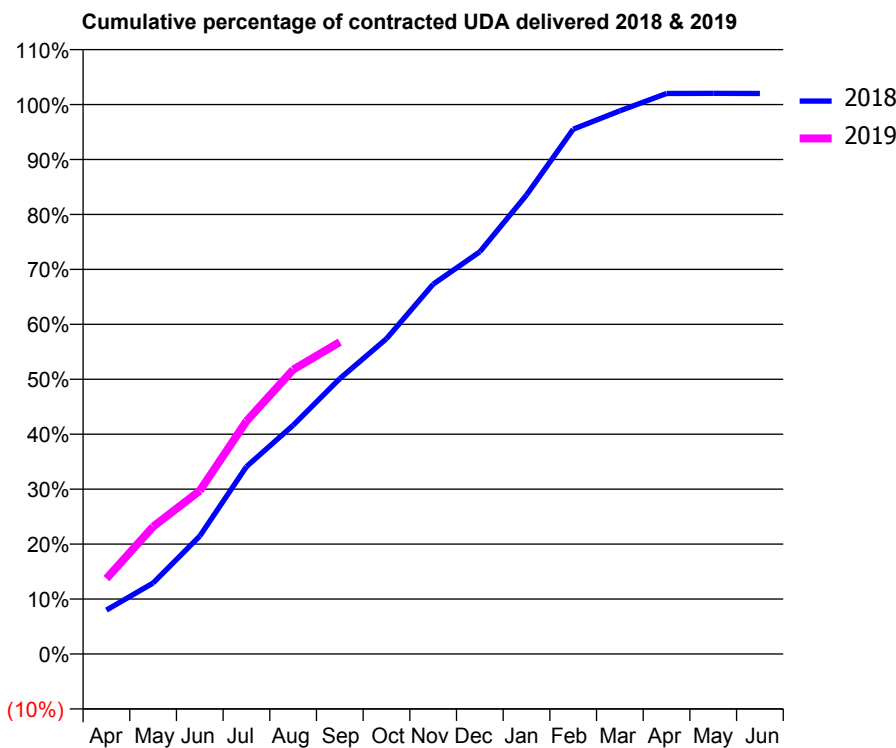
18/19 Contracted general activity (UDA)	17,579
Carry forward general activity (UDA)	-352
18/19 Contracted orthodontic activity (UOA)	0
Carry forward orthodontic activity (UOA)	0
Baseline contract value	£456,540.88

ACCESS*

Patients seen in 24 months	Total	Change since previous quarter
Quarter ending September 2017	6,687	
Quarter ending December 2017	6,803	→
Quarter ending March 2018	6,726	↓
Quarter ending June 2018	6,950	↑
Quarter ending September 2018	7,063	→
Variance since September 2017	5.6%	↑



ACTIVITY



Month	Adjusted Scheduled Activity (UDA)	
	2018	2019
April	1,406	2,414
May	2,271	4,075
June	3,772	5,223
July	5,996	7,452
August	7,318	9,095
September	8,812	9,979
October	10,089	
November	11,832	
December	12,866	
January	14,685	
February	16,790	
March	17,376	
April	17,931	
May	17,938	
June	17,934	

QUALITY

	Quantity	Base Number	Contract	AT	Region	England
% of FP17s for the same patient ID Re-attending within 3 months - Children	98	1,313	7.5%	10.5%	11.5%	11.6%
% of FP17s for the same patient ID Re-attending within 3 months - Adults	246	2,389	10.3%	15.7%	16.5%	15.5%
% of FP17s for the same patient ID Re-attending between 3 & 9 months - Children	447	1,313	34.0%	44.8%	48.5%	58.8%
% of FP17s for the same patient ID Re-attending between 3 & 9 months - Adults	777	2,389	32.5%	37.0%	39.1%	51.1%
% of FP17s for Band 1 Urgent Courses	335	3,511	9.5%	10.9%	10.6%	9.0%
% of FP17s Relating to Free Repair or Replacements	57	3,511	1.6%	0.5%	0.5%	0.8%
% of FP17s Relating to Continuations	9	3,511	0.3%	0.7%	0.7%	0.9%
% of Patients satisfied with the dentistry they have received	3	3	N/A	90.7%	90.5%	93.3%
% of Patients satisfied with the time they had to wait for an appointment	2	3	N/A	82.5%	85.1%	88.9%

* This is based on patients treated on this contract for their most recent course of treatment. Figures in italics indicate the base number of FP17s or Patient Questionnaire responses are less than 100. N/A is shown where the base number of responses is less than 10 during the period. % is calculated as Quantity/Base number*100

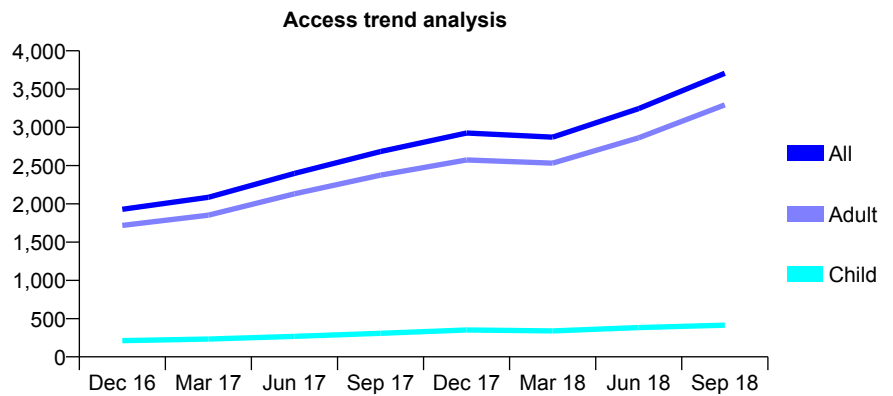
Q61 - Vital Signs At a Glance Contract Report for 151297/0002 - September 2018

Name or company name	Newham Family Dental Care Ltd
Contract type name	PDS Contract
Purpose of contract	General
Contract start date	01/04/2014
Contract end date	31/03/2024

18/19 Contracted general activity (UDA)	8,649
Carry forward general activity (UDA)	0
18/19 Contracted orthodontic activity (UOA)	0
Carry forward orthodontic activity (UOA)	0
Baseline contract value	£449,425.70

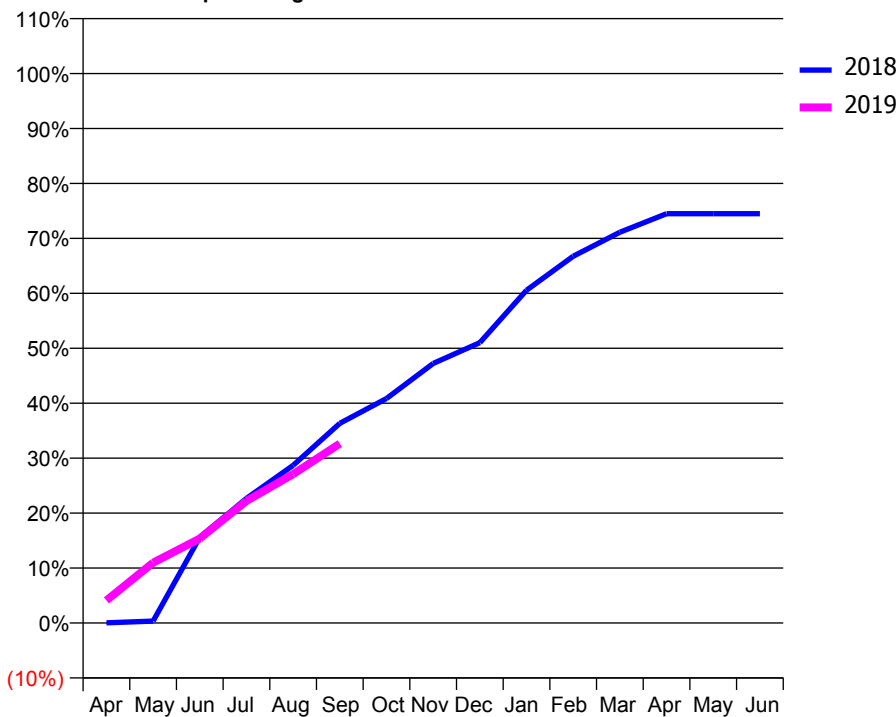
ACCESS*

Patients seen in 24 months	Total	Change since previous quarter
Quarter ending September 2017	2,683	
Quarter ending December 2017	2,926	↑
Quarter ending March 2018	2,871	↓
Quarter ending June 2018	3,245	↑
Quarter ending September 2018	3,707	↑
Variance since September 2017	38.2%	↑



ACTIVITY

Cumulative percentage of contracted UDA delivered 2018 & 2019



Month	Adjusted Scheduled Activity (UDA)	
	2018	2019
April	2	357
May	30	949
June	1,351	1,329
July	1,961	1,921
August	2,482	2,344
September	3,144	2,824
October	3,534	
November	4,084	
December	4,413	
January	5,237	
February	5,774	
March	6,152	
April	6,442	
May	6,442	
June	6,442	

QUALITY

	Quantity	Base Number	Contract	AT	Region	England
% of FP17s for the same patient ID Re-attending within 3 months - Children	9	373	2.4%	10.5%	11.5%	11.6%
% of FP17s for the same patient ID Re-attending within 3 months - Adults	92	2,214	4.2%	15.7%	16.5%	15.5%
% of FP17s for the same patient ID Re-attending between 3 & 9 months - Children	6	373	1.6%	44.8%	48.5%	58.8%
% of FP17s for the same patient ID Re-attending between 3 & 9 months - Adults	53	2,214	2.4%	37.0%	39.1%	51.1%
% of FP17s for Band 1 Urgent Courses	2,334	2,343	99.6%	10.9%	10.6%	9.0%
% of FP17s Relating to Free Repair or Replacements	0	2,343	0.0%	0.5%	0.5%	0.8%
% of FP17s Relating to Continuations	0	2,343	0.0%	0.7%	0.7%	0.9%
% of Patients satisfied with the dentistry they have received	2	2	N/A	90.7%	90.5%	93.3%
% of Patients satisfied with the time they had to wait for an appointment	2	2	N/A	82.5%	85.1%	88.9%

* This is based on patients treated on this contract for their most recent course of treatment. Figures in italics indicate the base number of FP17s or Patient Questionnaire responses are less than 100. N/A is shown where the base number of responses is less than 10 during the period. % is calculated as Quantity/Base number*100

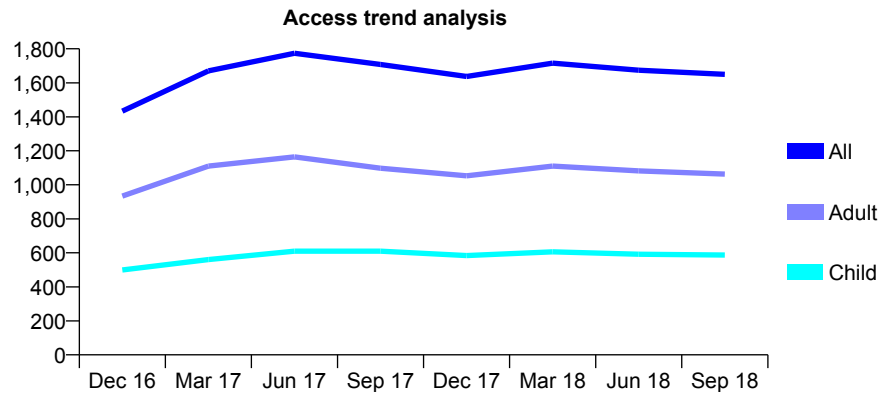
Q61 - Vital Signs At a Glance Contract Report for 153338/0001 - September 2018

Name or company name	Orchard Dental Practice
Contract type name	GDS Contract
Purpose of contract	General
Contract start date	01/07/2015
Contract end date	

18/19 Contracted general activity (UDA)	4,645
Carry forward general activity (UDA)	-93
18/19 Contracted orthodontic activity (UOA)	0
Carry forward orthodontic activity (UOA)	0
Baseline contract value	£164,406.56

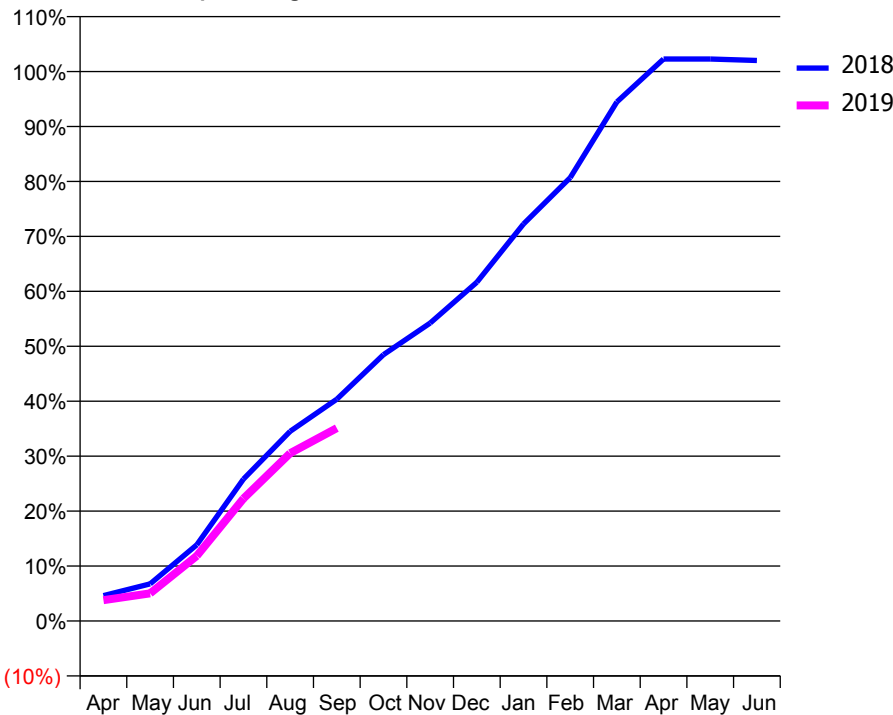
ACCESS*

Patients seen in 24 months	Total	Change since previous quarter
Quarter ending September 2017	1,708	
Quarter ending December 2017	1,637	↓
Quarter ending March 2018	1,716	↑
Quarter ending June 2018	1,674	↓
Quarter ending September 2018	1,650	↓
Variance since September 2017	(3.4%)	↓



ACTIVITY

Cumulative percentage of contracted UDA delivered 2018 & 2019



Month	Adjusted Scheduled Activity (UDA)	
	2018	2019
April	215	176
May	314	234
June	644	551
July	1,199	1,036
August	1,604	1,419
September	1,875	1,630
October	2,252	
November	2,519	
December	2,863	
January	3,356	
February	3,747	
March	4,388	
April	4,751	
May	4,751	
June	4,739	

QUALITY

	Quantity	Base Number	Contract	AT	Region	England
% of FP17s for the same patient ID Re-attending within 3 months - Children	22	309	7.1%	10.5%	11.5%	11.6%
% of FP17s for the same patient ID Re-attending within 3 months - Adults	127	592	21.5%	15.7%	16.5%	15.5%
% of FP17s for the same patient ID Re-attending between 3 & 9 months - Children	167	309	54.0%	44.8%	48.5%	58.8%
% of FP17s for the same patient ID Re-attending between 3 & 9 months - Adults	216	592	36.5%	37.0%	39.1%	51.1%
% of FP17s for Band 1 Urgent Courses	162	791	20.5%	10.9%	10.6%	9.0%
% of FP17s Relating to Free Repair or Replacements	4	791	0.5%	0.5%	0.5%	0.8%
% of FP17s Relating to Continuations	1	791	0.1%	0.7%	0.7%	0.9%
% of Patients satisfied with the dentistry they have received	0	0	N/A	90.7%	90.5%	93.3%
% of Patients satisfied with the time they had to wait for an appointment	0	0	N/A	82.5%	85.1%	88.9%

* This is based on patients treated on this contract for their most recent course of treatment. Figures in italics indicate the base number of FP17s or Patient Questionnaire responses are less than 100. N/A is shown where the base number of responses is less than 10 during the period. % is calculated as Quantity/Base number*100

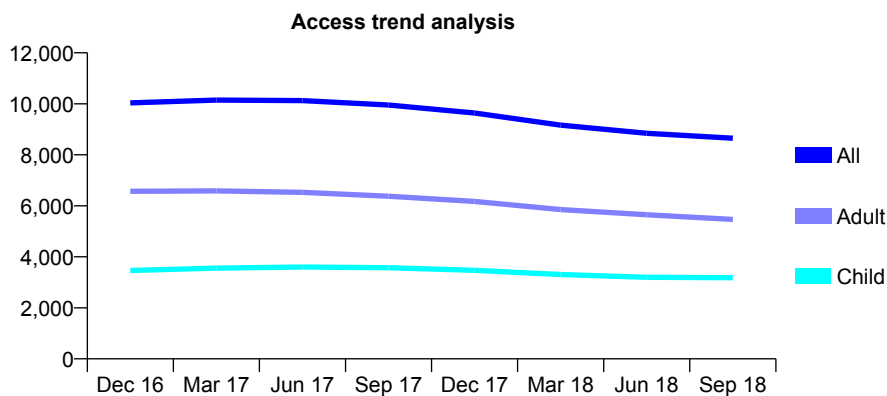
Q61 - Vital Signs At a Glance Contract Report for 153710/0001 - September 2018

Name or company name	Inspire Dental Dagenham Ltd
Contract type name	GDS Contract
Purpose of contract	General and Orthodontic
Contract start date	01/12/2007
Contract end date	

18/19 Contracted general activity (UDA)	28,268
Carry forward general activity (UDA)	-535
18/19 Contracted orthodontic activity (UOA)	2,513
Carry forward orthodontic activity (UOA)	-15
Baseline contract value	£930,957.98

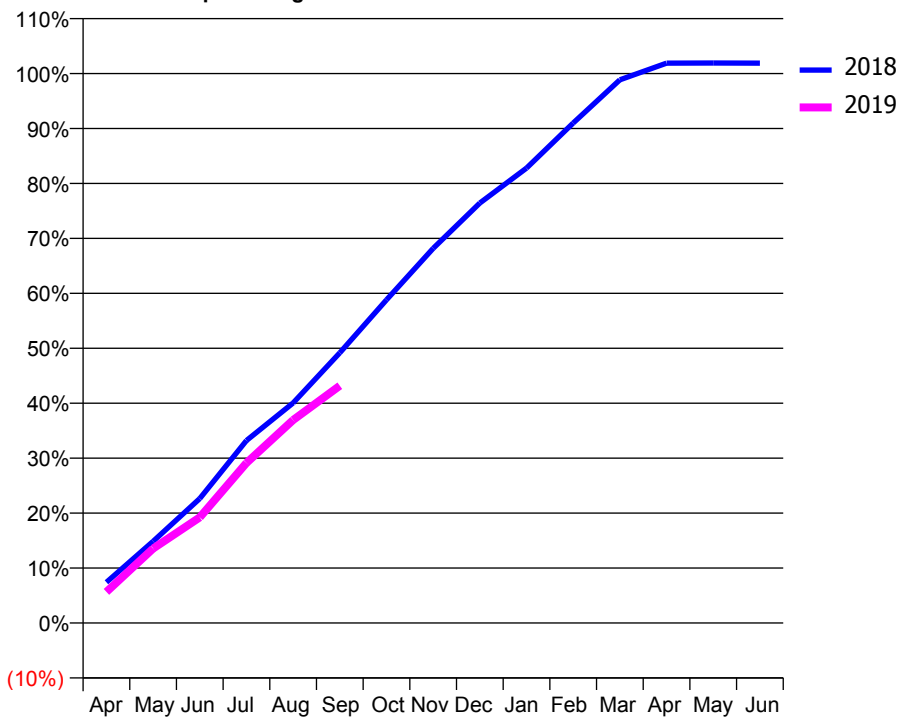
ACCESS*

Patients seen in 24 months	Total	Change since previous quarter
Quarter ending September 2017	9,952	
Quarter ending December 2017	9,639	↓
Quarter ending March 2018	9,161	↓
Quarter ending June 2018	8,845	↓
Quarter ending September 2018	8,653	↓
Variance since September 2017	(13.1%)	↓



ACTIVITY

Cumulative percentage of contracted UDA delivered 2018 & 2019



Adjusted Scheduled Activity (UDA)		
Month	2018	2019
April	2,094	1,604
May	4,203	3,830
June	6,407	5,439
July	9,390	8,238
August	11,325	10,446
September	13,898	12,208
October	16,628	
November	19,271	
December	21,602	
January	23,405	
February	25,718	
March	27,946	
April	28,801	
May	28,810	
June	28,803	

QUALITY

	Quantity	Base Number	Contract	AT	Region	England
% of FP17s for the same patient ID Re-attending within 3 months - Children	185	2,281	8.1%	10.5%	11.5%	11.6%
% of FP17s for the same patient ID Re-attending within 3 months - Adults	339	2,943	11.5%	15.7%	16.5%	15.5%
% of FP17s for the same patient ID Re-attending between 3 & 9 months - Children	1,336	2,281	58.6%	44.8%	48.5%	58.8%
% of FP17s for the same patient ID Re-attending between 3 & 9 months - Adults	1,387	2,943	47.1%	37.0%	39.1%	51.1%
% of FP17s for Band 1 Urgent Courses	335	4,692	7.1%	10.9%	10.6%	9.0%
% of FP17s Relating to Free Repair or Replacements	25	4,692	0.5%	0.5%	0.5%	0.8%
% of FP17s Relating to Continuations	16	4,692	0.3%	0.7%	0.7%	0.9%
% of Patients satisfied with the dentistry they have received	2	2	N/A	90.7%	90.5%	93.3%
% of Patients satisfied with the time they had to wait for an appointment	2	2	N/A	82.5%	85.1%	88.9%

* This is based on patients treated on this contract for their most recent course of treatment. Figures in italics indicate the base number of FP17s or Patient Questionnaire responses are less than 100. N/A is shown where the base number of responses is less than 10 during the period. % is calculated as Quantity/Base number*100

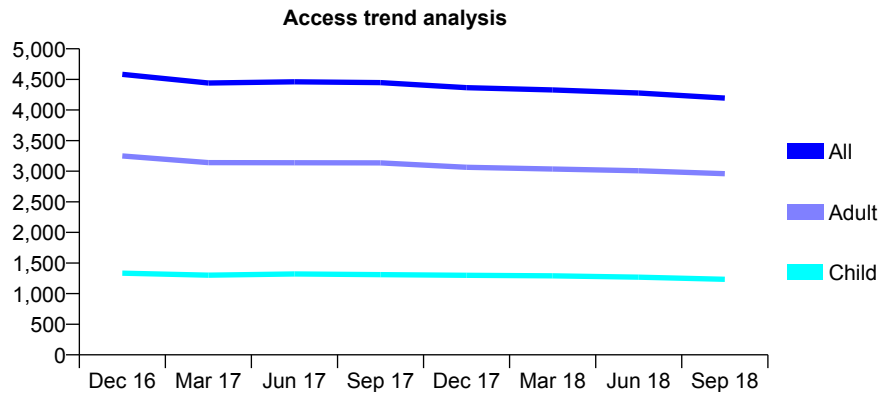
Q61 - Vital Signs At a Glance Contract Report for 158615/0001 - September 2018

Name or company name	Mr R NAidu and Mrs P Naidu
Contract type name	GDS Contract
Purpose of contract	General
Contract start date	01/04/2010
Contract end date	

18/19 Contracted general activity (UDA)	12,066
Carry forward general activity (UDA)	245
18/19 Contracted orthodontic activity (UOA)	0
Carry forward orthodontic activity (UOA)	0
Baseline contract value	£329,702.84

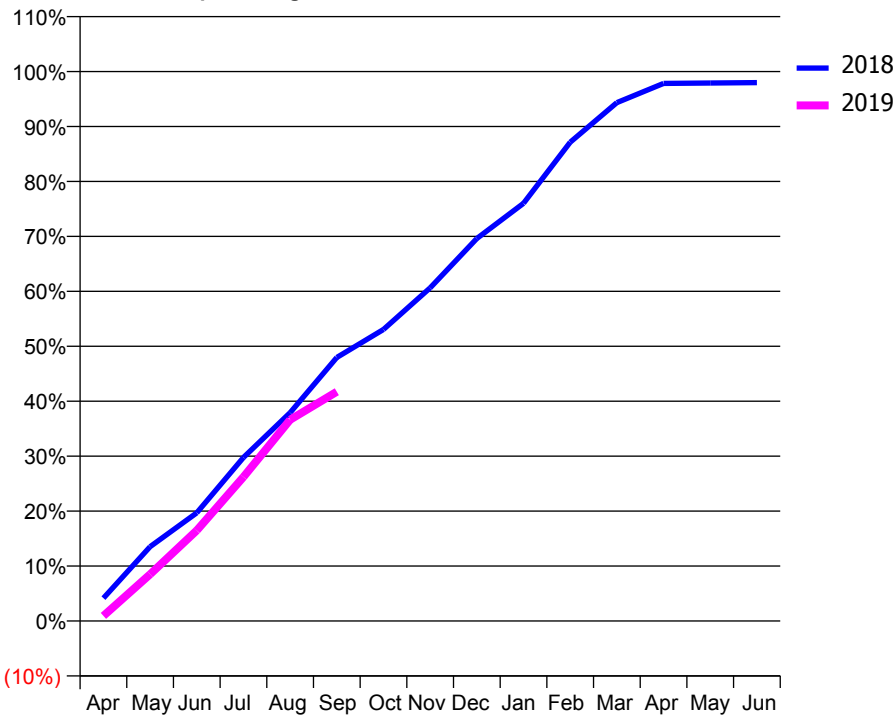
ACCESS*

Patients seen in 24 months	Total	Change since previous quarter
Quarter ending September 2017	4,447	
Quarter ending December 2017	4,364	↓
Quarter ending March 2018	4,328	→
Quarter ending June 2018	4,277	↓
Quarter ending September 2018	4,194	↓
Variance since September 2017	(5.7%)	↓



ACTIVITY

Cumulative percentage of contracted UDA delivered 2018 & 2019



Adjusted Scheduled Activity (UDA)		
Month	2018	2019
April	502	113
May	1,633	1,027
June	2,377	1,989
July	3,592	3,163
August	4,574	4,419
September	5,789	5,035
October	6,401	
November	7,317	
December	8,399	
January	9,171	
February	10,513	
March	11,384	
April	11,806	
May	11,813	
June	11,821	

QUALITY

	Quantity	Base Number	Contract	AT	Region	England
% of FP17s for the same patient ID Re-attending within 3 months - Children	52	875	5.9%	10.5%	11.5%	11.6%
% of FP17s for the same patient ID Re-attending within 3 months - Adults	151	1,823	8.3%	15.7%	16.5%	15.5%
% of FP17s for the same patient ID Re-attending between 3 & 9 months - Children	491	875	56.1%	44.8%	48.5%	58.8%
% of FP17s for the same patient ID Re-attending between 3 & 9 months - Adults	1,009	1,823	55.3%	37.0%	39.1%	51.1%
% of FP17s for Band 1 Urgent Courses	121	2,493	4.9%	10.9%	10.6%	9.0%
% of FP17s Relating to Free Repair or Replacements	18	2,493	0.7%	0.5%	0.5%	0.8%
% of FP17s Relating to Continuations	8	2,493	0.3%	0.7%	0.7%	0.9%
% of Patients satisfied with the dentistry they have received	2	2	N/A	90.7%	90.5%	93.3%
% of Patients satisfied with the time they had to wait for an appointment	2	2	N/A	82.5%	85.1%	88.9%

* This is based on patients treated on this contract for their most recent course of treatment. Figures in italics indicate the base number of FP17s or Patient Questionnaire responses are less than 100. N/A is shown where the base number of responses is less than 10 during the period. % is calculated as Quantity/Base number*100

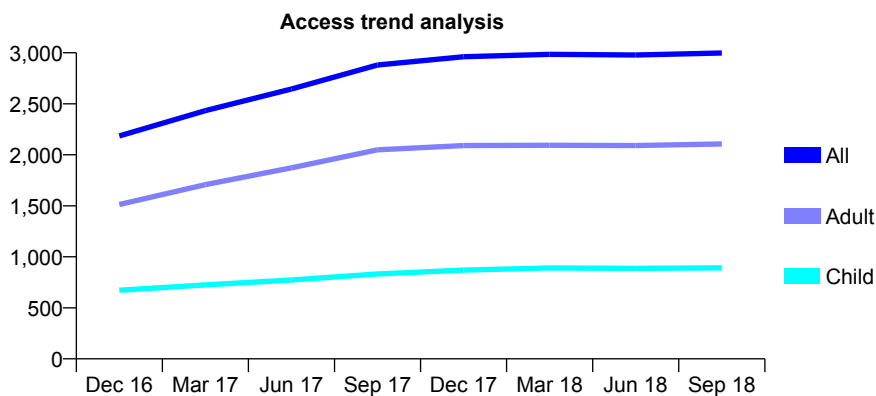
Q61 - Vital Signs At a Glance Contract Report for 158860/0001 - September 2018

Name or company name	Ashish Patel
Contract type name	GDS Contract
Purpose of contract	General
Contract start date	01/11/2015
Contract end date	

18/19 Contracted general activity (UDA)	6,902
Carry forward general activity (UDA)	-61
18/19 Contracted orthodontic activity (UOA)	0
Carry forward orthodontic activity (UOA)	0
Baseline contract value	£277,888.95

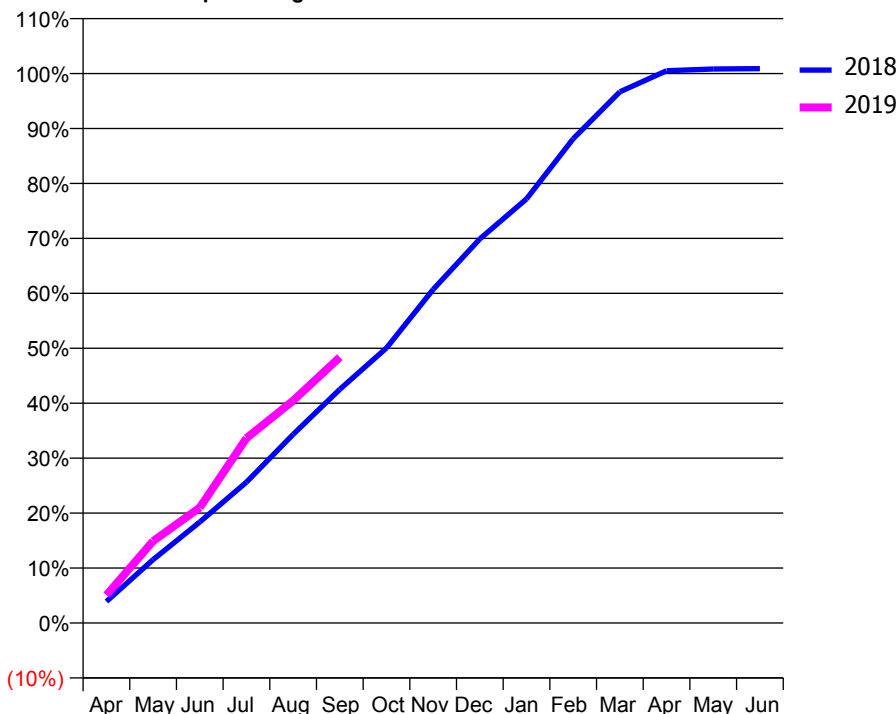
ACCESS*

Patients seen in 24 months	Total	Change since previous quarter
Quarter ending September 2017	2,881	
Quarter ending December 2017	2,961	↑
Quarter ending March 2018	2,985	→
Quarter ending June 2018	2,978	→
Quarter ending September 2018	2,998	→
Variance since September 2017	4.1%	↑



ACTIVITY

Cumulative percentage of contracted UDA delivered 2018 & 2019



Month	Adjusted Scheduled Activity (UDA)	
	2018	2019
April	271	351
May	796	1,029
June	1,268	1,450
July	1,769	2,322
August	2,370	2,792
September	2,936	3,340
October	3,454	
November	4,189	
December	4,825	
January	5,326	
February	6,083	
March	6,672	
April	6,937	
May	6,958	
June	6,963	

QUALITY

	Quantity	Base Number	Contract	AT	Region	England
% of FP17s for the same patient ID Re-attending within 3 months - Children	44	363	12.1%	10.5%	11.5%	11.6%
% of FP17s for the same patient ID Re-attending within 3 months - Adults	164	1,063	15.4%	15.7%	16.5%	15.5%
% of FP17s for the same patient ID Re-attending between 3 & 9 months - Children	67	363	18.5%	44.8%	48.5%	58.8%
% of FP17s for the same patient ID Re-attending between 3 & 9 months - Adults	201	1,063	18.9%	37.0%	39.1%	51.1%
% of FP17s for Band 1 Urgent Courses	238	1,312	18.1%	10.9%	10.6%	9.0%
% of FP17s Relating to Free Repair or Replacements	1	1,312	0.1%	0.5%	0.5%	0.8%
% of FP17s Relating to Continuations	6	1,312	0.5%	0.7%	0.7%	0.9%
% of Patients satisfied with the dentistry they have received	0	0	N/A	90.7%	90.5%	93.3%
% of Patients satisfied with the time they had to wait for an appointment	0	0	N/A	82.5%	85.1%	88.9%

* This is based on patients treated on this contract for their most recent course of treatment. Figures in italics indicate the base number of FP17s or Patient Questionnaire responses are less than 100. N/A is shown where the base number of responses is less than 10 during the period. % is calculated as Quantity/Base number*100

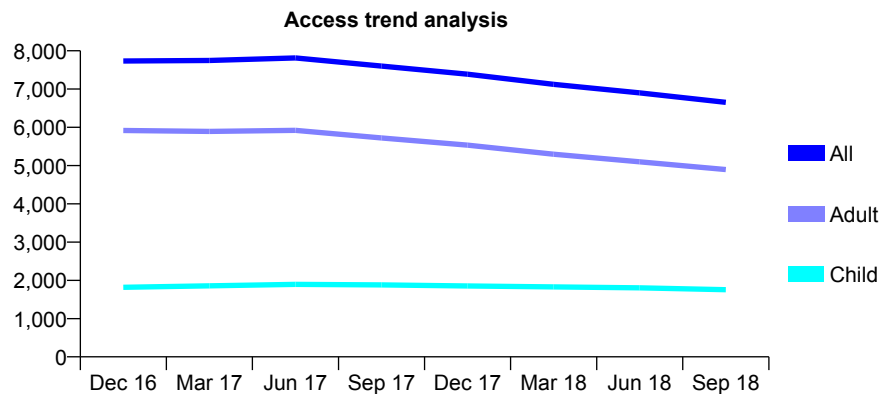
Q61 - Vital Signs At a Glance Contract Report for 159050/0001 - September 2018

Name or company name	THE HARROW DENTAL PRACTICE LIMIT
Contract type name	GDS Contract
Purpose of contract	General
Contract start date	01/04/2011
Contract end date	

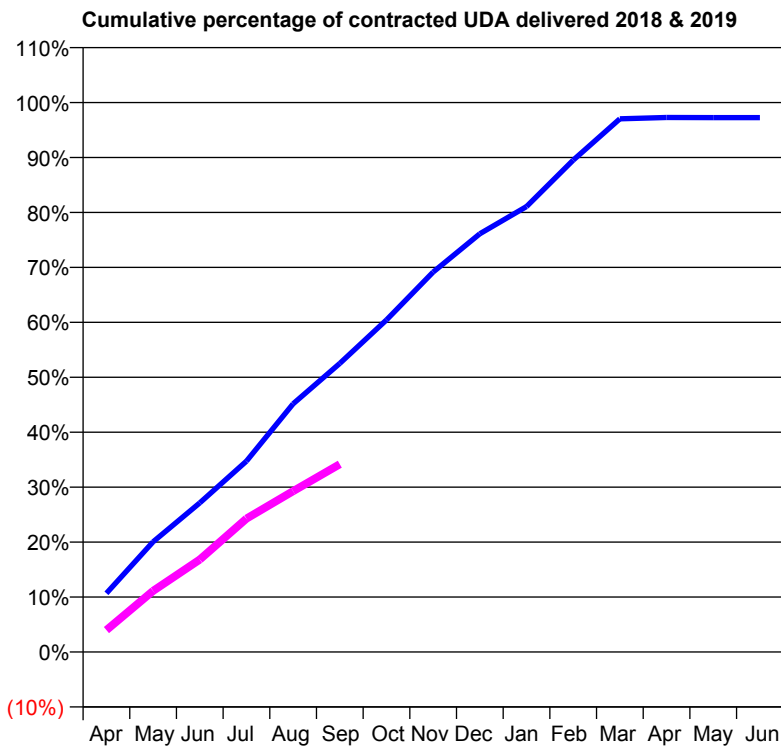
18/19 Contracted general activity (UDA)	19,469
Carry forward general activity (UDA)	536
18/19 Contracted orthodontic activity (UOA)	0
Carry forward orthodontic activity (UOA)	0
Baseline contract value	£507,076.51

ACCESS*

Patients seen in 24 months	Total	Change since previous quarter
Quarter ending September 2017	7,601	
Quarter ending December 2017	7,389	↓
Quarter ending March 2018	7,122	↓
Quarter ending June 2018	6,901	↓
Quarter ending September 2018	6,651	↓
Variance since September 2017	(12.5%)	↓



ACTIVITY



Month	Adjusted Scheduled Activity (UDA)	
	2018	2019
April	2,082	779
May	3,907	2,165
June	5,283	3,278
July	6,762	4,726
August	8,794	5,702
September	10,225	6,654
October	11,765	
November	13,462	
December	14,818	
January	15,780	
February	17,427	
March	18,890	
April	18,937	
May	18,933	
June	18,933	

QUALITY

	Quantity	Base Number	Contract	AT	Region	England
% of FP17s for the same patient ID Re-attending within 3 months - Children	55	1,074	5.1%	10.5%	11.5%	11.6%
% of FP17s for the same patient ID Re-attending within 3 months - Adults	294	2,695	10.9%	15.7%	16.5%	15.5%
% of FP17s for the same patient ID Re-attending between 3 & 9 months - Children	666	1,074	62.0%	44.8%	48.5%	58.8%
% of FP17s for the same patient ID Re-attending between 3 & 9 months - Adults	1,611	2,695	59.8%	37.0%	39.1%	51.1%
% of FP17s for Band 1 Urgent Courses	190	3,739	5.1%	10.9%	10.6%	9.0%
% of FP17s Relating to Free Repair or Replacements	34	3,739	0.9%	0.5%	0.5%	0.8%
% of FP17s Relating to Continuations	79	3,739	2.1%	0.7%	0.7%	0.9%
% of Patients satisfied with the dentistry they have received	5	5	N/A	90.7%	90.5%	93.3%
% of Patients satisfied with the time they had to wait for an appointment	4	5	N/A	82.5%	85.1%	88.9%

* This is based on patients treated on this contract for their most recent course of treatment. Figures in italics indicate the base number of FP17s or Patient Questionnaire responses are less than 100. N/A is shown where the base number of responses is less than 10 during the period. % is calculated as Quantity/Base number*100

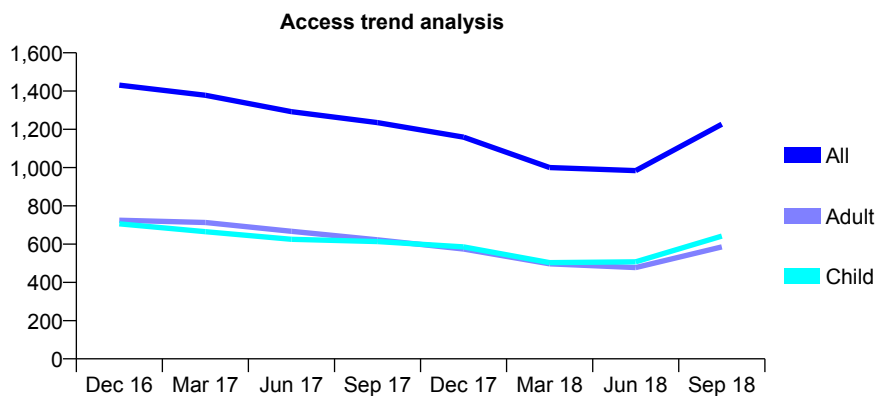
Q61 - Vital Signs At a Glance Contract Report for 159557/0001 - September 2018

Name or company name	Ilford Lane Family Dental Surgery
Contract type name	GDS Contract
Purpose of contract	General
Contract start date	01/04/2013
Contract end date	

18/19 Contracted general activity (UDA)	4,998
Carry forward general activity (UDA)	2,400
18/19 Contracted orthodontic activity (UOA)	0
Carry forward orthodontic activity (UOA)	0
Baseline contract value	£172,709.24

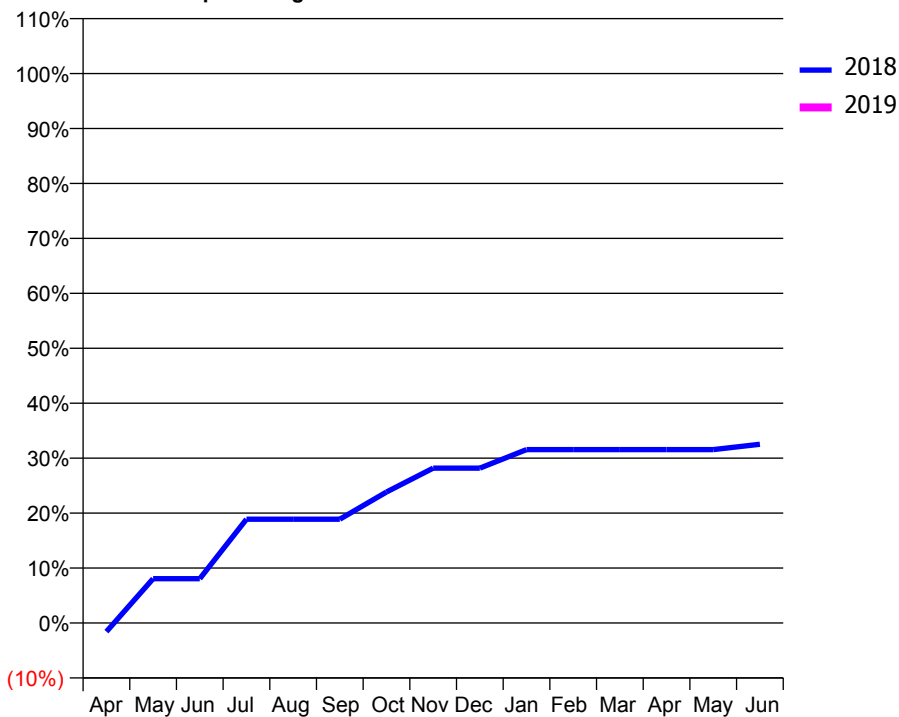
ACCESS*

Patients seen in 24 months	Total	Change since previous quarter
Quarter ending September 2017	1,235	
Quarter ending December 2017	1,159	↓
Quarter ending March 2018	1,000	↓
Quarter ending June 2018	984	↓
Quarter ending September 2018	1,227	↑
Variance since September 2017	(0.6%)	→



ACTIVITY

Cumulative percentage of contracted UDA delivered 2018 & 2019



Adjusted Scheduled Activity (UDA)

Month	2018	2019
April	-79	-2,400
May	403	-2,400
June	403	-2,400
July	944	-2,364
August	944	-2,349
September	944	-1,323
October	1,192	
November	1,408	
December	1,408	
January	1,578	
February	1,578	
March	1,578	
April	1,578	
May	1,578	
June	1,626	

QUALITY

	Quantity	Base Number	Contract	AT	Region	England
% of FP17s for the same patient ID Re-attending within 3 months - Children	49	517	9.5%	10.5%	11.5%	11.6%
% of FP17s for the same patient ID Re-attending within 3 months - Adults	113	523	21.6%	15.7%	16.5%	15.5%
% of FP17s for the same patient ID Re-attending between 3 & 9 months - Children	117	517	22.6%	44.8%	48.5%	58.8%
% of FP17s for the same patient ID Re-attending between 3 & 9 months - Adults	89	523	17.0%	37.0%	39.1%	51.1%
% of FP17s for Band 1 Urgent Courses	108	703	15.4%	10.9%	10.6%	9.0%
% of FP17s Relating to Free Repair or Replacements	0	703	0.0%	0.5%	0.5%	0.8%
% of FP17s Relating to Continuations	0	703	0.0%	0.7%	0.7%	0.9%
% of Patients satisfied with the dentistry they have received	0	0	N/A	90.7%	90.5%	93.3%
% of Patients satisfied with the time they had to wait for an appointment	0	0	N/A	82.5%	85.1%	88.9%

* This is based on patients treated on this contract for their most recent course of treatment. Figures in italics indicate the base number of FP17s or Patient Questionnaire responses are less than 100. N/A is shown where the base number of responses is less than 10 during the period. % is calculated as Quantity/Base number*100

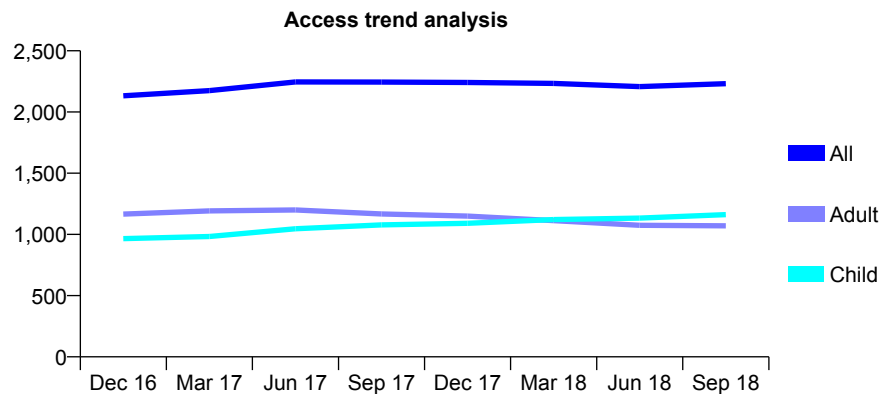
Q61 - Vital Signs At a Glance Contract Report for 160946/0001 - September 2018

Name or company name	Drs Landau & Lauffer
Contract type name	GDS Contract
Purpose of contract	General
Contract start date	08/02/2014
Contract end date	

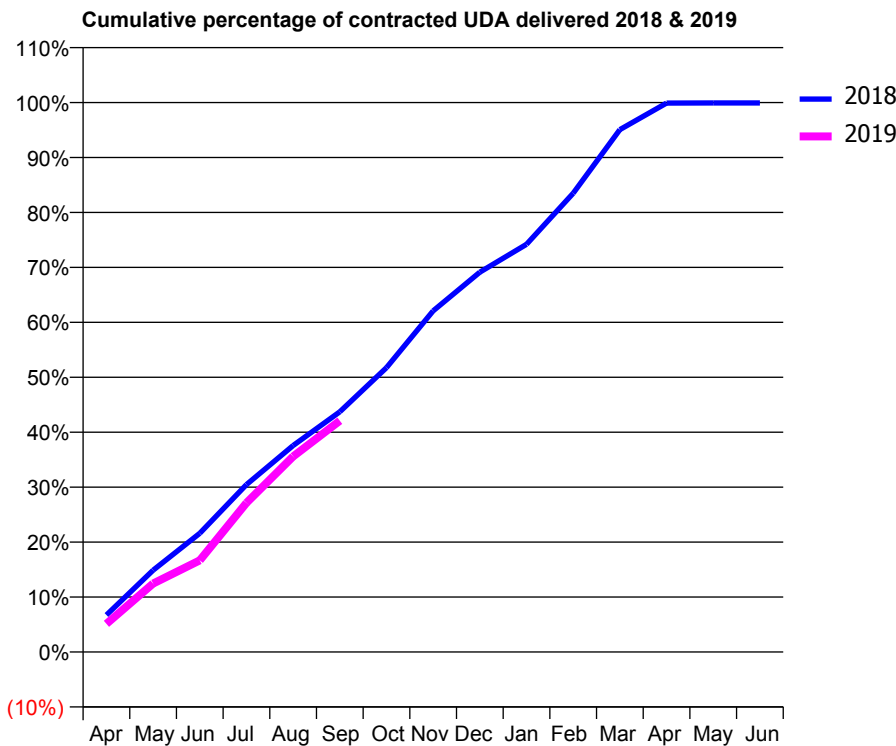
18/19 Contracted general activity (UDA)	6,500
Carry forward general activity (UDA)	5
18/19 Contracted orthodontic activity (UOA)	0
Carry forward orthodontic activity (UOA)	0
Baseline contract value	£176,961.74

ACCESS*

Patients seen in 24 months	Total	Change since previous quarter
Quarter ending September 2017	2,245	
Quarter ending December 2017	2,241	→
Quarter ending March 2018	2,234	→
Quarter ending June 2018	2,208	↓
Quarter ending September 2018	2,232	→
Variance since September 2017	(0.6%)	→



ACTIVITY



Month	Adjusted Scheduled Activity (UDA)	
	2018	2019
April	438	334
May	967	810
June	1,404	1,084
July	1,981	1,765
August	2,443	2,314
September	2,841	2,736
October	3,363	
November	4,035	
December	4,494	
January	4,822	
February	5,427	
March	6,180	
April	6,493	
May	6,494	
June	6,494	

QUALITY

	Quantity	Base Number	Contract	AT	Region	England
% of FP17s for the same patient ID Re-attending within 3 months - Children	41	706	5.8%	10.5%	11.5%	11.6%
% of FP17s for the same patient ID Re-attending within 3 months - Adults	81	425	19.1%	15.7%	16.5%	15.5%
% of FP17s for the same patient ID Re-attending between 3 & 9 months - Children	326	706	46.2%	44.8%	48.5%	58.8%
% of FP17s for the same patient ID Re-attending between 3 & 9 months - Adults	148	425	34.8%	37.0%	39.1%	51.1%
% of FP17s for Band 1 Urgent Courses	73	1,043	7.0%	10.9%	10.6%	9.0%
% of FP17s Relating to Free Repair or Replacements	1	1,043	0.1%	0.5%	0.5%	0.8%
% of FP17s Relating to Continuations	0	1,043	0.0%	0.7%	0.7%	0.9%
% of Patients satisfied with the dentistry they have received	1	1	N/A	90.7%	90.5%	93.3%
% of Patients satisfied with the time they had to wait for an appointment	1	1	N/A	82.5%	85.1%	88.9%

* This is based on patients treated on this contract for their most recent course of treatment. Figures in italics indicate the base number of FP17s or Patient Questionnaire responses are less than 100. N/A is shown where the base number of responses is less than 10 during the period. % is calculated as Quantity/Base number*100

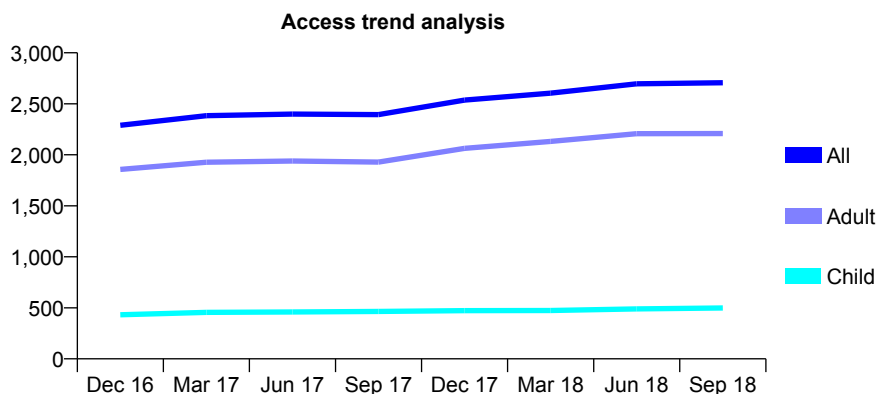
Q61 - Vital Signs At a Glance Contract Report for 161462/0001 - September 2018

Name or company name	NEWHAM FAMILY DENTAL CARE LTD
Contract type name	GDS Contract
Purpose of contract	General
Contract start date	15/10/2012
Contract end date	

18/19 Contracted general activity (UDA)	6,000
Carry forward general activity (UDA)	-53
18/19 Contracted orthodontic activity (UOA)	0
Carry forward orthodontic activity (UOA)	0
Baseline contract value	£183,120.05

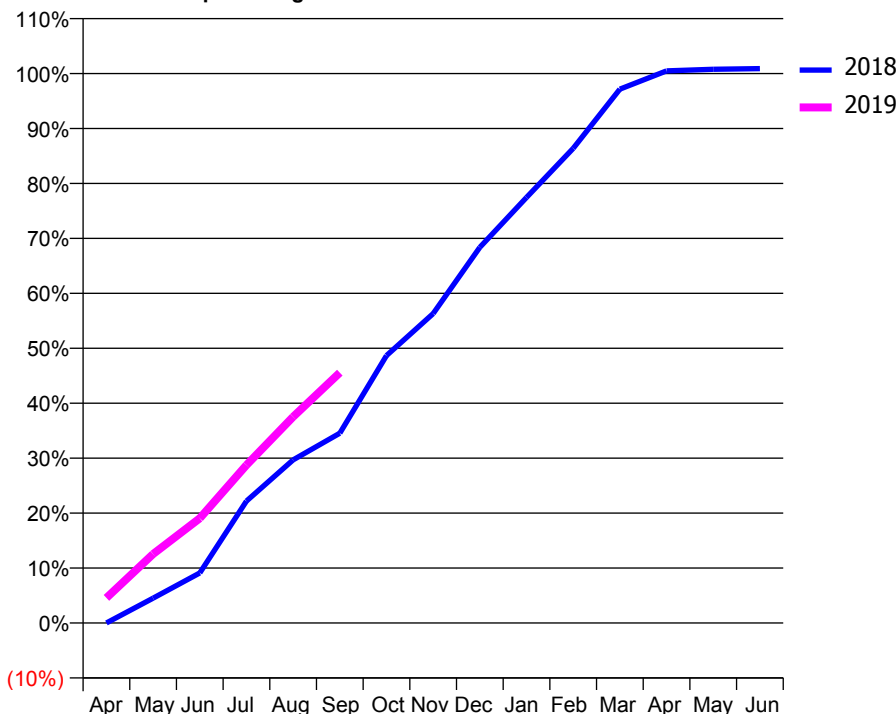
ACCESS*

Patients seen in 24 months	Total	Change since previous quarter
Quarter ending September 2017	2,394	
Quarter ending December 2017	2,536	↑
Quarter ending March 2018	2,605	↑
Quarter ending June 2018	2,696	↑
Quarter ending September 2018	2,707	→
Variance since September 2017	13.1%	↑



ACTIVITY

Cumulative percentage of contracted UDA delivered 2018 & 2019



Adjusted Scheduled Activity (UDA)

Month	2018	2019
April	0	275
May	271	754
June	547	1,143
July	1,331	1,724
August	1,781	2,252
September	2,073	2,734
October	2,920	
November	3,379	
December	4,102	
January	4,648	
February	5,182	
March	5,829	
April	6,029	
May	6,047	
June	6,053	

QUALITY

	Quantity	Base Number	Contract	AT	Region	England
% of FP17s for the same patient ID Re-attending within 3 months - Children	14	255	5.5%	10.5%	11.5%	11.6%
% of FP17s for the same patient ID Re-attending within 3 months - Adults	96	1,041	9.2%	15.7%	16.5%	15.5%
% of FP17s for the same patient ID Re-attending between 3 & 9 months - Children	97	255	38.0%	44.8%	48.5%	58.8%
% of FP17s for the same patient ID Re-attending between 3 & 9 months - Adults	310	1,041	29.8%	37.0%	39.1%	51.1%
% of FP17s for Band 1 Urgent Courses	241	1,214	19.9%	10.9%	10.6%	9.0%
% of FP17s Relating to Free Repair or Replacements	8	1,214	0.7%	0.5%	0.5%	0.8%
% of FP17s Relating to Continuations	2	1,214	0.2%	0.7%	0.7%	0.9%
% of Patients satisfied with the dentistry they have received	1	1	N/A	90.7%	90.5%	93.3%
% of Patients satisfied with the time they had to wait for an appointment	1	1	N/A	82.5%	85.1%	88.9%

* This is based on patients treated on this contract for their most recent course of treatment. Figures in italics indicate the base number of FP17s or Patient Questionnaire responses are less than 100. N/A is shown where the base number of responses is less than 10 during the period. % is calculated as Quantity/Base number*100

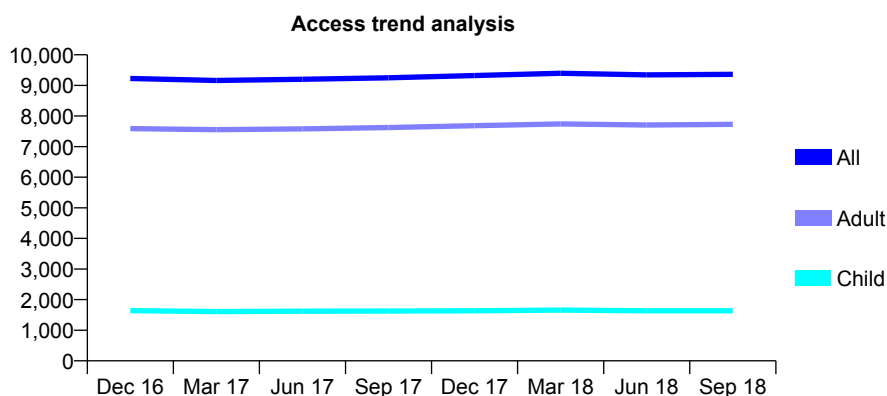
Q61 - Vital Signs At a Glance Contract Report for 162574/0001 - September 2018

Name or company name	10 Hall Lane Dental Practice Ltd
Contract type name	GDS Contract
Purpose of contract	General
Contract start date	01/04/2010
Contract end date	

18/19 Contracted general activity (UDA)	21,964
Carry forward general activity (UDA)	-439
18/19 Contracted orthodontic activity (UOA)	0
Carry forward orthodontic activity (UOA)	0
Baseline contract value	£713,847.00

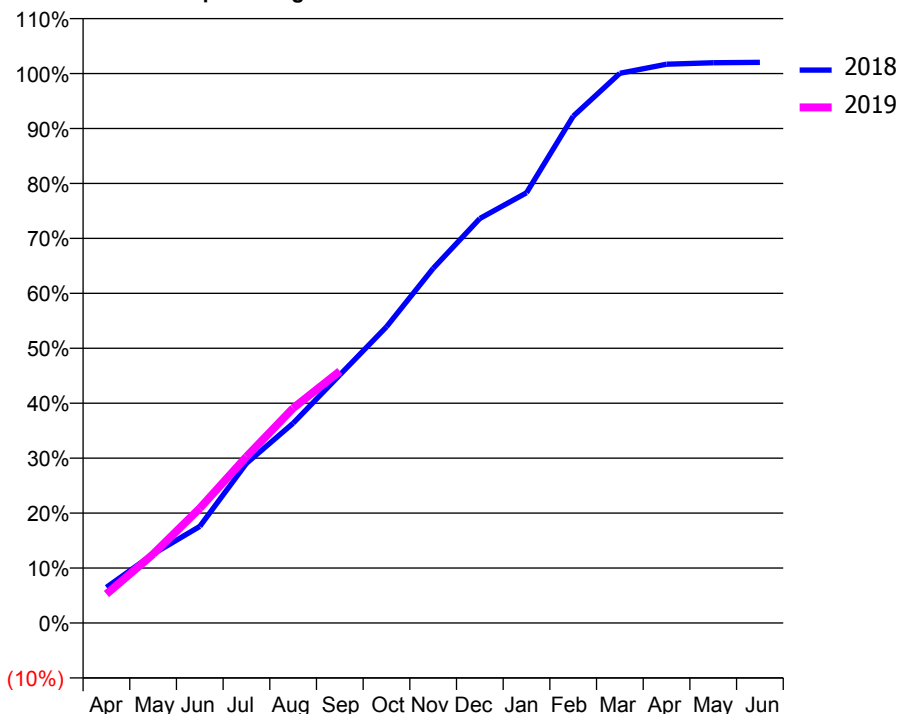
ACCESS*

Patients seen in 24 months	Total	Change since previous quarter
Quarter ending September 2017	9,249	
Quarter ending December 2017	9,321	→
Quarter ending March 2018	9,395	→
Quarter ending June 2018	9,343	→
Quarter ending September 2018	9,361	→
Variance since September 2017	1.2%	→



ACTIVITY

Cumulative percentage of contracted UDA delivered 2018 & 2019



Adjusted Scheduled Activity (UDA)		
Month	2018	2019
April	1,427	1,162
May	2,756	2,755
June	3,864	4,589
July	6,380	6,647
August	7,988	8,591
September	9,914	10,065
October	11,841	
November	14,175	
December	16,168	
January	17,199	
February	20,254	
March	21,973	
April	22,337	
May	22,393	
June	22,411	

QUALITY

	Quantity	Base Number	Contract	AT	Region	England
% of FP17s for the same patient ID Re-attending within 3 months - Children	51	977	5.2%	10.5%	11.5%	11.6%
% of FP17s for the same patient ID Re-attending within 3 months - Adults	512	4,255	12.0%	15.7%	16.5%	15.5%
% of FP17s for the same patient ID Re-attending between 3 & 9 months - Children	435	977	44.5%	44.8%	48.5%	58.8%
% of FP17s for the same patient ID Re-attending between 3 & 9 months - Adults	1,639	4,255	38.5%	37.0%	39.1%	51.1%
% of FP17s for Band 1 Urgent Courses	410	5,043	8.1%	10.9%	10.6%	9.0%
% of FP17s Relating to Free Repair or Replacements	46	5,043	0.9%	0.5%	0.5%	0.8%
% of FP17s Relating to Continuations	21	5,043	0.4%	0.7%	0.7%	0.9%
% of Patients satisfied with the dentistry they have received	2	2	N/A	90.7%	90.5%	93.3%
% of Patients satisfied with the time they had to wait for an appointment	2	2	N/A	82.5%	85.1%	88.9%

* This is based on patients treated on this contract for their most recent course of treatment. Figures in italics indicate the base number of FP17s or Patient Questionnaire responses are less than 100. N/A is shown where the base number of responses is less than 10 during the period. % is calculated as Quantity/Base number*100

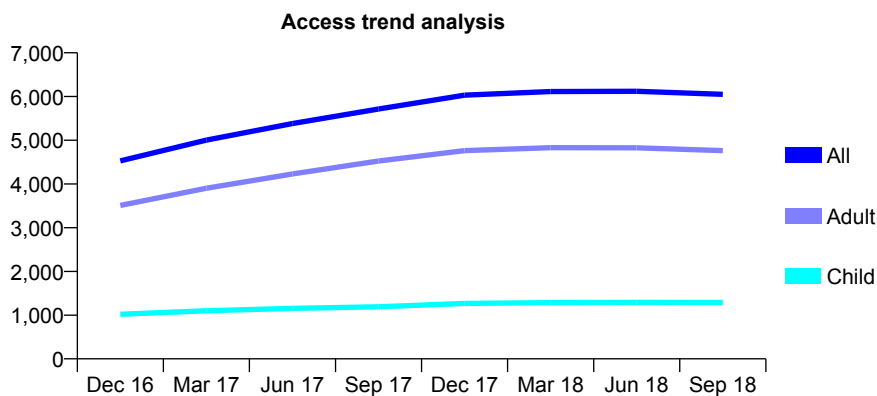
Q61 - Vital Signs At a Glance Contract Report for 164461/0001 - September 2018

Name or company name	Mohsin Ali
Contract type name	GDS Contract
Purpose of contract	General
Contract start date	01/12/2015
Contract end date	

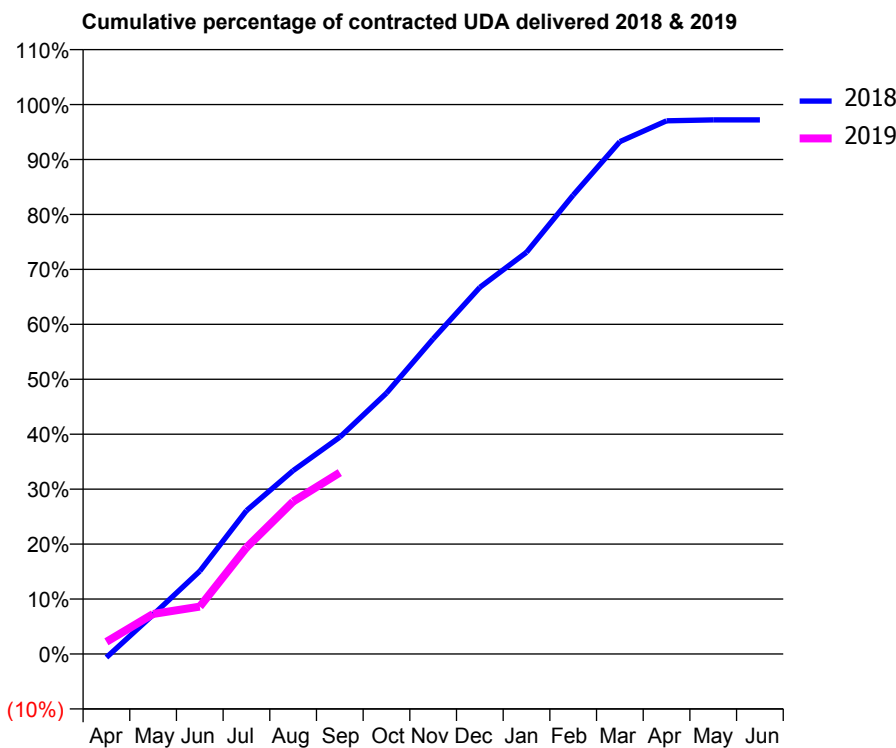
18/19 Contracted general activity (UDA)	14,800
Carry forward general activity (UDA)	117
18/19 Contracted orthodontic activity (UOA)	0
Carry forward orthodontic activity (UOA)	0
Baseline contract value	£282,751.58

ACCESS*

Patients seen in 24 months	Total	Change since previous quarter
Quarter ending September 2017	5,714	
Quarter ending December 2017	6,032	↑
Quarter ending March 2018	6,114	→
Quarter ending June 2018	6,120	→
Quarter ending September 2018	6,051	↓
Variance since September 2017	5.9%	↑



ACTIVITY



Month	Adjusted Scheduled Activity (UDA)	
	2018	2019
April	-94	328
May	1,059	1,078
June	2,231	1,275
July	3,863	2,866
August	4,939	4,107
September	5,842	4,885
October	7,026	
November	8,489	
December	9,875	
January	10,818	
February	12,362	
March	13,802	
April	14,361	
May	14,387	
June	14,387	

QUALITY

	Quantity	Base Number	Contract	AT	Region	England
% of FP17s for the same patient ID Re-attending within 3 months - Children	29	780	3.7%	10.5%	11.5%	11.6%
% of FP17s for the same patient ID Re-attending within 3 months - Adults	309	2,701	11.4%	15.7%	16.5%	15.5%
% of FP17s for the same patient ID Re-attending between 3 & 9 months - Children	418	780	53.6%	44.8%	48.5%	58.8%
% of FP17s for the same patient ID Re-attending between 3 & 9 months - Adults	1,249	2,701	46.2%	37.0%	39.1%	51.1%
% of FP17s for Band 1 Urgent Courses	282	2,857	9.9%	10.9%	10.6%	9.0%
% of FP17s Relating to Free Repair or Replacements	17	2,857	0.6%	0.5%	0.5%	0.8%
% of FP17s Relating to Continuations	25	2,857	0.9%	0.7%	0.7%	0.9%
% of Patients satisfied with the dentistry they have received	3	3	N/A	90.7%	90.5%	93.3%
% of Patients satisfied with the time they had to wait for an appointment	3	3	N/A	82.5%	85.1%	88.9%

* This is based on patients treated on this contract for their most recent course of treatment. Figures in italics indicate the base number of FP17s or Patient Questionnaire responses are less than 100. N/A is shown where the base number of responses is less than 10 during the period. % is calculated as Quantity/Base number*100

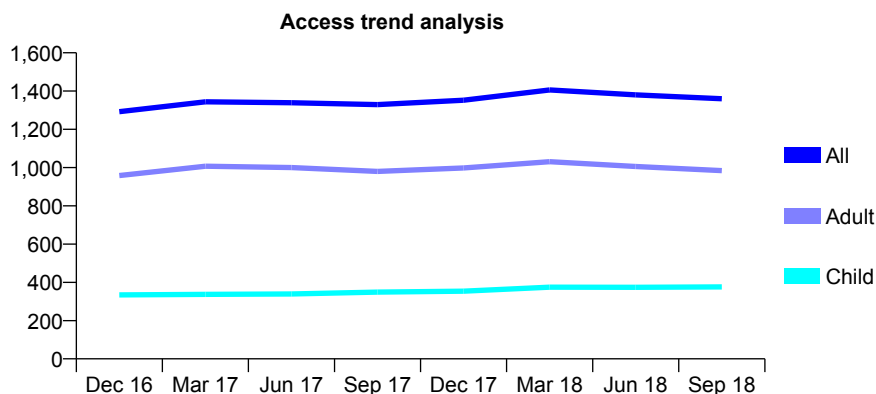
Q61 - Vital Signs At a Glance Contract Report for 165069/0001 - September 2018

Name or company name	The Fenton Dental Surgery
Contract type name	GDS Contract
Purpose of contract	General
Contract start date	01/02/2015
Contract end date	

18/19 Contracted general activity (UDA)	4,369
Carry forward general activity (UDA)	29
18/19 Contracted orthodontic activity (UOA)	0
Carry forward orthodontic activity (UOA)	0
Baseline contract value	£126,338.30

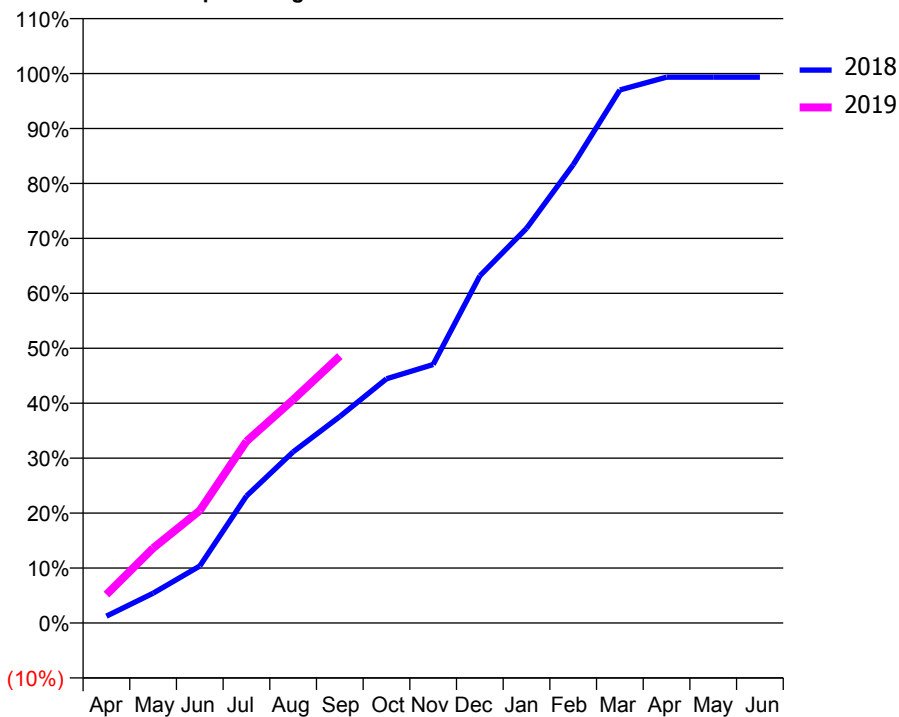
ACCESS*

Patients seen in 24 months	Total	Change since previous quarter
Quarter ending September 2017	1,329	
Quarter ending December 2017	1,352	→
Quarter ending March 2018	1,406	↑
Quarter ending June 2018	1,380	↓
Quarter ending September 2018	1,360	↓
Variance since September 2017	2.3%	↑



ACTIVITY

Cumulative percentage of contracted UDA delivered 2018 & 2019



Month	Adjusted Scheduled Activity (UDA)	
	2018	2019
April	55	226
May	237	595
June	454	895
July	1,010	1,445
August	1,361	1,776
September	1,642	2,122
October	1,941	
November	2,055	
December	2,761	
January	3,138	
February	3,644	
March	4,238	
April	4,340	
May	4,340	
June	4,340	

QUALITY

	Quantity	Base Number	Contract	AT	Region	England
% of FP17s for the same patient ID Re-attending within 3 months - Children	19	254	7.5%	10.5%	11.5%	11.6%
% of FP17s for the same patient ID Re-attending within 3 months - Adults	91	578	15.7%	15.7%	16.5%	15.5%
% of FP17s for the same patient ID Re-attending between 3 & 9 months - Children	136	254	53.5%	44.8%	48.5%	58.8%
% of FP17s for the same patient ID Re-attending between 3 & 9 months - Adults	278	578	48.1%	37.0%	39.1%	51.1%
% of FP17s for Band 1 Urgent Courses	51	784	6.5%	10.9%	10.6%	9.0%
% of FP17s Relating to Free Repair or Replacements	8	784	1.0%	0.5%	0.5%	0.8%
% of FP17s Relating to Continuations	6	784	0.8%	0.7%	0.7%	0.9%
% of Patients satisfied with the dentistry they have received	0	0	N/A	90.7%	90.5%	93.3%
% of Patients satisfied with the time they had to wait for an appointment	0	0	N/A	82.5%	85.1%	88.9%

* This is based on patients treated on this contract for their most recent course of treatment. Figures in italics indicate the base number of FP17s or Patient Questionnaire responses are less than 100. N/A is shown where the base number of responses is less than 10 during the period. % is calculated as Quantity/Base number*100

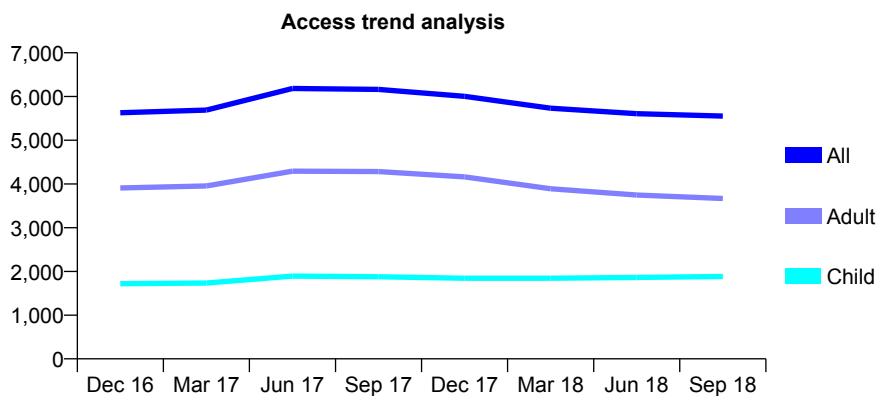
Q61 - Vital Signs At a Glance Contract Report for 165336/0001 - September 2018

Name or company name	Inspire Dental
Contract type name	GDS Contract
Purpose of contract	General
Contract start date	01/07/2015
Contract end date	

18/19 Contracted general activity (UDA)	15,860
Carry forward general activity (UDA)	-301
18/19 Contracted orthodontic activity (UOA)	0
Carry forward orthodontic activity (UOA)	0
Baseline contract value	£442,162.53

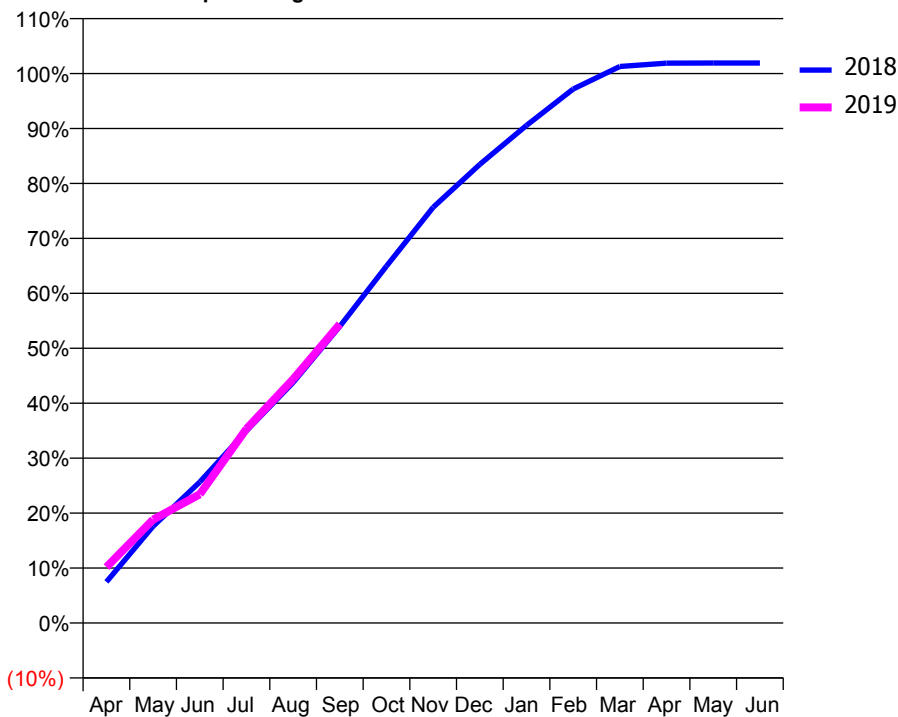
ACCESS*

Patients seen in 24 months	Total	Change since previous quarter
Quarter ending September 2017	6,162	
Quarter ending December 2017	6,005	↓
Quarter ending March 2018	5,734	↓
Quarter ending June 2018	5,607	↓
Quarter ending September 2018	5,553	→
Variance since September 2017	(9.9%)	↓



ACTIVITY

Cumulative percentage of contracted UDA delivered 2018 & 2019



Month	Adjusted Scheduled Activity (UDA)	
	2018	2019
April	1,187	1,614
May	2,794	2,984
June	4,071	3,714
July	5,547	5,604
August	6,941	7,037
September	8,563	8,628
October	10,300	
November	11,997	
December	13,236	
January	14,363	
February	15,413	
March	16,064	
April	16,159	
May	16,163	
June	16,161	

QUALITY

	Quantity	Base Number	Contract	AT	Region	England
% of FP17s for the same patient ID Re-attending within 3 months - Children	33	1,343	2.5%	10.5%	11.5%	11.6%
% of FP17s for the same patient ID Re-attending within 3 months - Adults	117	1,831	6.4%	15.7%	16.5%	15.5%
% of FP17s for the same patient ID Re-attending between 3 & 9 months - Children	737	1,343	54.9%	44.8%	48.5%	58.8%
% of FP17s for the same patient ID Re-attending between 3 & 9 months - Adults	797	1,831	43.5%	37.0%	39.1%	51.1%
% of FP17s for Band 1 Urgent Courses	95	3,132	3.0%	10.9%	10.6%	9.0%
% of FP17s Relating to Free Repair or Replacements	1	3,132	0.0%	0.5%	0.5%	0.8%
% of FP17s Relating to Continuations	0	3,132	0.0%	0.7%	0.7%	0.9%
% of Patients satisfied with the dentistry they have received	2	3	N/A	90.7%	90.5%	93.3%
% of Patients satisfied with the time they had to wait for an appointment	0	3	N/A	82.5%	85.1%	88.9%

* This is based on patients treated on this contract for their most recent course of treatment. Figures in italics indicate the base number of FP17s or Patient Questionnaire responses are less than 100. N/A is shown where the base number of responses is less than 10 during the period. % is calculated as Quantity/Base number*100

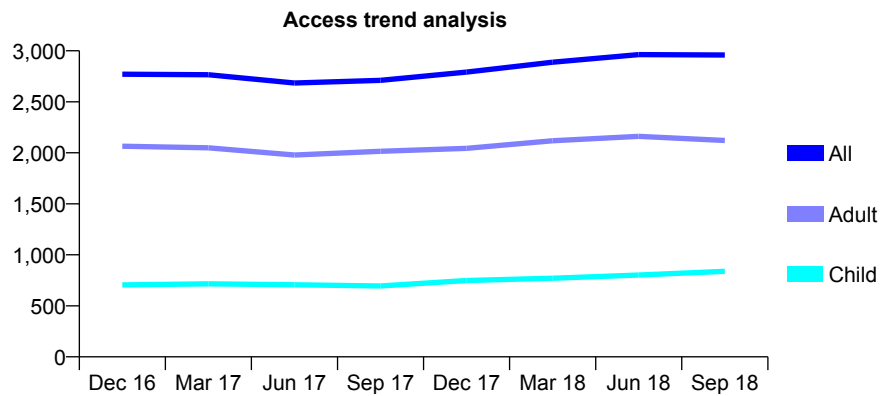
Q61 - Vital Signs At a Glance Contract Report for 165476/0001 - September 2018

Name or company name	Altmore Dental Care
Contract type name	GDS Contract
Purpose of contract	General
Contract start date	28/12/2012
Contract end date	

18/19 Contracted general activity (UDA)	7,716
Carry forward general activity (UDA)	-154
18/19 Contracted orthodontic activity (UOA)	0
Carry forward orthodontic activity (UOA)	0
Baseline contract value	£227,155.44

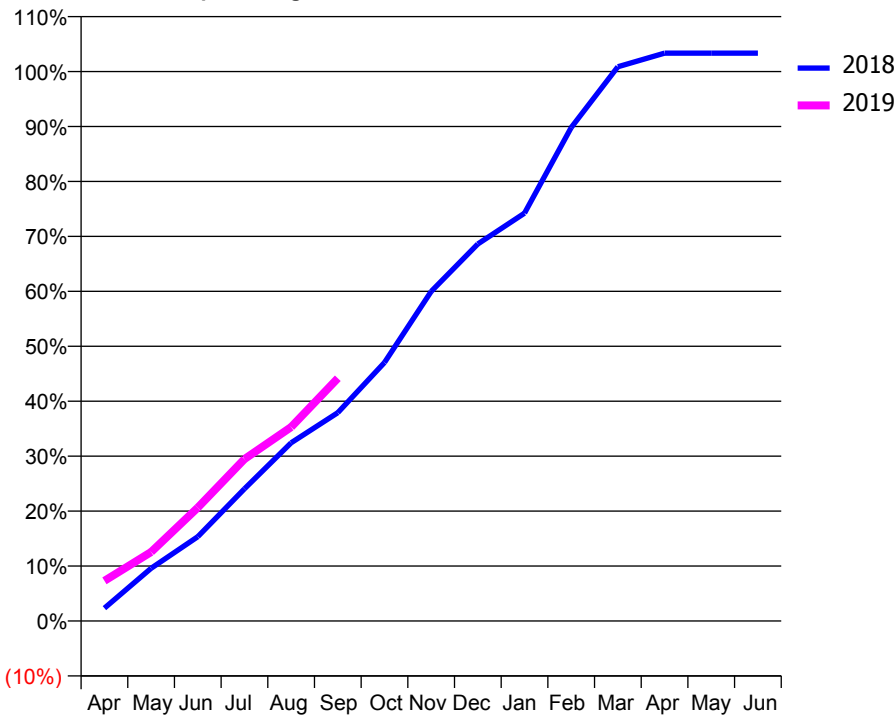
ACCESS*

Patients seen in 24 months	Total	Change since previous quarter
Quarter ending September 2017	2,710	
Quarter ending December 2017	2,792	↑
Quarter ending March 2018	2,888	↑
Quarter ending June 2018	2,963	↑
Quarter ending September 2018	2,959	→
Variance since September 2017	9.2%	↑



ACTIVITY

Cumulative percentage of contracted UDA delivered 2018 & 2019



Month	Adjusted Scheduled Activity (UDA)	
	2018	2019
April	182	565
May	741	969
June	1,184	1,592
July	1,857	2,273
August	2,502	2,723
September	2,926	3,408
October	3,630	
November	4,628	
December	5,294	
January	5,727	
February	6,929	
March	7,782	
April	7,973	
May	7,973	
June	7,973	

QUALITY

	Quantity	Base Number	Contract	AT	Region	England
% of FP17s for the same patient ID Re-attending within 3 months - Children	59	465	12.7%	10.5%	11.5%	11.6%
% of FP17s for the same patient ID Re-attending within 3 months - Adults	210	1,056	19.9%	15.7%	16.5%	15.5%
% of FP17s for the same patient ID Re-attending between 3 & 9 months - Children	158	465	34.0%	44.8%	48.5%	58.8%
% of FP17s for the same patient ID Re-attending between 3 & 9 months - Adults	275	1,056	26.0%	37.0%	39.1%	51.1%
% of FP17s for Band 1 Urgent Courses	291	1,440	20.2%	10.9%	10.6%	9.0%
% of FP17s Relating to Free Repair or Replacements	3	1,440	0.2%	0.5%	0.5%	0.8%
% of FP17s Relating to Continuations	2	1,440	0.1%	0.7%	0.7%	0.9%
% of Patients satisfied with the dentistry they have received	2	2	N/A	90.7%	90.5%	93.3%
% of Patients satisfied with the time they had to wait for an appointment	2	2	N/A	82.5%	85.1%	88.9%

* This is based on patients treated on this contract for their most recent course of treatment. Figures in italics indicate the base number of FP17s or Patient Questionnaire responses are less than 100. N/A is shown where the base number of responses is less than 10 during the period. % is calculated as Quantity/Base number*100

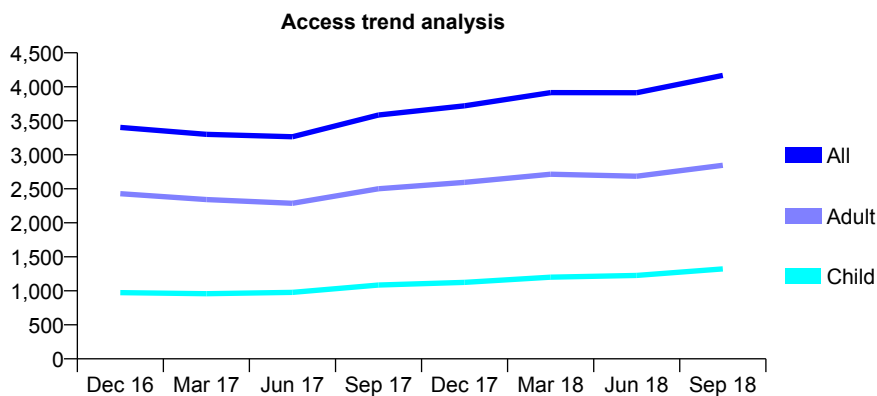
Q61 - Vital Signs At a Glance Contract Report for 165484/0001 - September 2018

Name or company name	Romford Smile Dental Practice Limited
Contract type name	GDS Contract
Purpose of contract	General
Contract start date	04/12/2009
Contract end date	

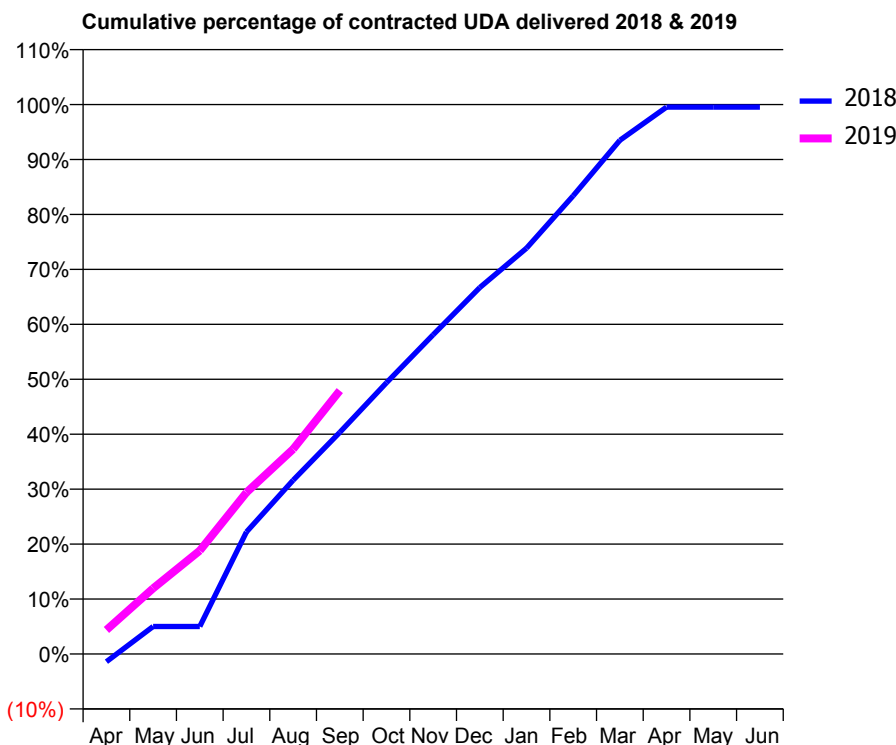
18/19 Contracted general activity (UDA)	10,634
Carry forward general activity (UDA)	50
18/19 Contracted orthodontic activity (UOA)	0
Carry forward orthodontic activity (UOA)	0
Baseline contract value	£291,136.29

ACCESS*

Patients seen in 24 months	Total	Change since previous quarter
Quarter ending September 2017	3,585	
Quarter ending December 2017	3,721	↑
Quarter ending March 2018	3,915	↑
Quarter ending June 2018	3,913	→
Quarter ending September 2018	4,168	↑
Variance since September 2017	16.3%	↑



ACTIVITY



Adjusted Scheduled Activity (UDA)		
Month	2018	2019
April	-150	465
May	532	1,271
June	532	2,001
July	2,363	3,125
August	3,364	3,966
September	4,289	5,097
October	5,250	
November	6,178	
December	7,091	
January	7,853	
February	8,869	
March	9,941	
April	10,584	
May	10,584	
June	10,584	

QUALITY

	Quantity	Base Number	Contract	AT	Region	England
% of FP17s for the same patient ID Re-attending within 3 months - Children	66	913	7.2%	10.5%	11.5%	11.6%
% of FP17s for the same patient ID Re-attending within 3 months - Adults	175	1,748	10.0%	15.7%	16.5%	15.5%
% of FP17s for the same patient ID Re-attending between 3 & 9 months - Children	412	913	45.1%	44.8%	48.5%	58.8%
% of FP17s for the same patient ID Re-attending between 3 & 9 months - Adults	751	1,748	43.0%	37.0%	39.1%	51.1%
% of FP17s for Band 1 Urgent Courses	233	2,396	9.7%	10.9%	10.6%	9.0%
% of FP17s Relating to Free Repair or Replacements	10	2,396	0.4%	0.5%	0.5%	0.8%
% of FP17s Relating to Continuations	2	2,396	0.1%	0.7%	0.7%	0.9%
% of Patients satisfied with the dentistry they have received	1	1	N/A	90.7%	90.5%	93.3%
% of Patients satisfied with the time they had to wait for an appointment	1	1	N/A	82.5%	85.1%	88.9%

* This is based on patients treated on this contract for their most recent course of treatment. Figures in italics indicate the base number of FP17s or Patient Questionnaire responses are less than 100. N/A is shown where the base number of responses is less than 10 during the period. % is calculated as Quantity/Base number*100

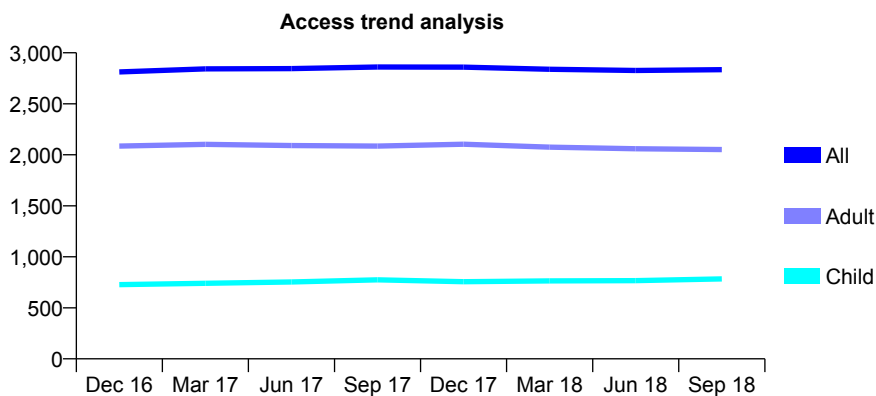
Q61 - Vital Signs At a Glance Contract Report for 166251/0001 - September 2018

Name or company name	Bowes Road Dental Practice
Contract type name	GDS Contract
Purpose of contract	General
Contract start date	01/04/2014
Contract end date	

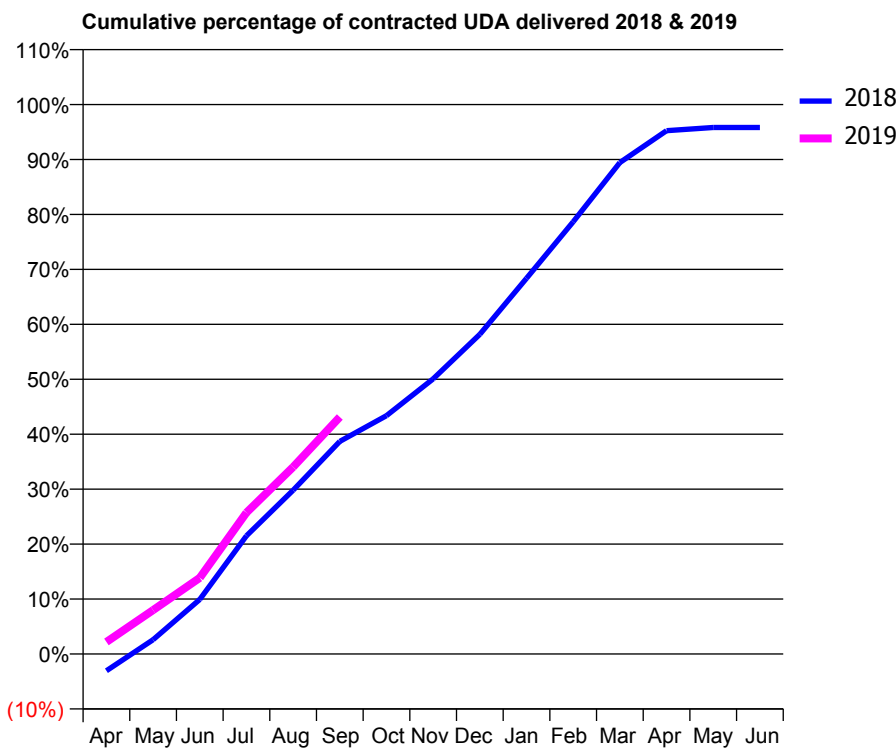
18/19 Contracted general activity (UDA)	8,771
Carry forward general activity (UDA)	0
18/19 Contracted orthodontic activity (UOA)	0
Carry forward orthodontic activity (UOA)	0
Baseline contract value	£229,943.20

ACCESS*

Patients seen in 24 months	Total	Change since previous quarter
Quarter ending September 2017	2,861	
Quarter ending December 2017	2,860	→
Quarter ending March 2018	2,839	→
Quarter ending June 2018	2,827	→
Quarter ending September 2018	2,835	→
Variance since September 2017	(0.9%)	→



ACTIVITY



Month	Adjusted Scheduled Activity (UDA)	
	2018	2019
April	-270	193
May	228	702
June	872	1,217
July	1,887	2,257
August	2,614	2,985
September	3,393	3,784
October	3,804	
November	4,391	
December	5,104	
January	5,997	
February	6,900	
March	7,845	
April	8,353	
May	8,405	
June	8,405	

QUALITY

	Quantity	Base Number	Contract	AT	Region	England
% of FP17s for the same patient ID Re-attending within 3 months - Children	51	534	9.6%	10.5%	11.5%	11.6%
% of FP17s for the same patient ID Re-attending within 3 months - Adults	209	1,064	19.6%	15.7%	16.5%	15.5%
% of FP17s for the same patient ID Re-attending between 3 & 9 months - Children	223	534	41.8%	44.8%	48.5%	58.8%
% of FP17s for the same patient ID Re-attending between 3 & 9 months - Adults	314	1,064	29.5%	37.0%	39.1%	51.1%
% of FP17s for Band 1 Urgent Courses	160	1,434	11.2%	10.9%	10.6%	9.0%
% of FP17s Relating to Free Repair or Replacements	15	1,434	1.0%	0.5%	0.5%	0.8%
% of FP17s Relating to Continuations	32	1,434	2.2%	0.7%	0.7%	0.9%
% of Patients satisfied with the dentistry they have received	1	1	N/A	90.7%	90.5%	93.3%
% of Patients satisfied with the time they had to wait for an appointment	1	1	N/A	82.5%	85.1%	88.9%

* This is based on patients treated on this contract for their most recent course of treatment. Figures in italics indicate the base number of FP17s or Patient Questionnaire responses are less than 100. N/A is shown where the base number of responses is less than 10 during the period. % is calculated as Quantity/Base number*100

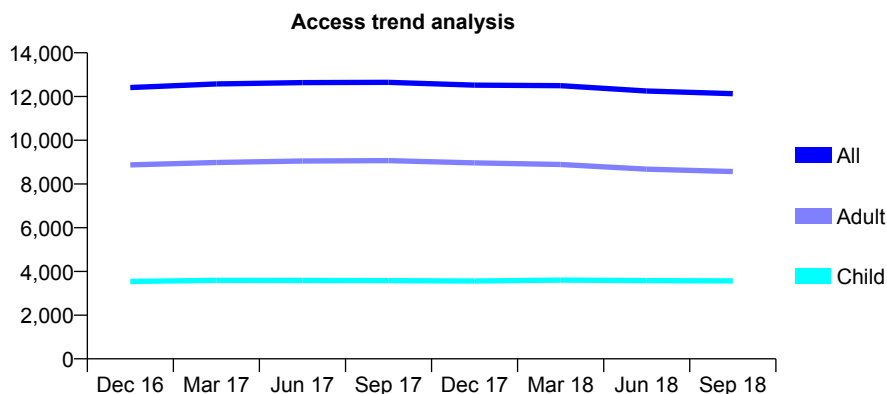
Q61 - Vital Signs At a Glance Contract Report for 166618/0001 - September 2018

Name or company name	DENTAL ARTS STUDIO (DENTAL CARE)
Contract type name	GDS Contract
Purpose of contract	General
Contract start date	01/06/2010
Contract end date	

18/19 Contracted general activity (UDA)	34,835
Carry forward general activity (UDA)	520
18/19 Contracted orthodontic activity (UOA)	0
Carry forward orthodontic activity (UOA)	0
Baseline contract value	£915,847.13

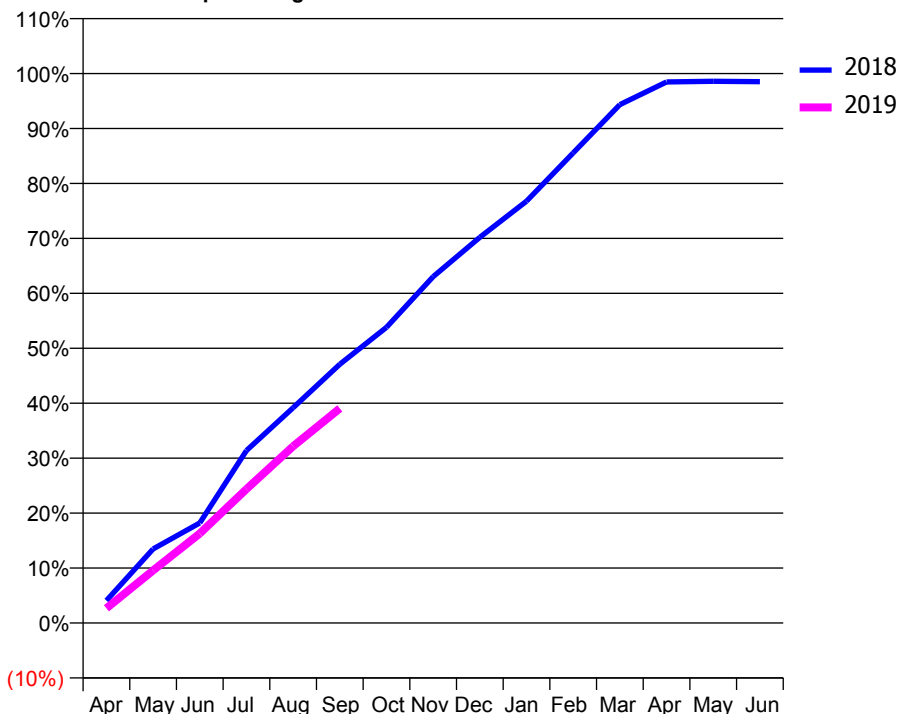
ACCESS*

Patients seen in 24 months	Total	Change since previous quarter
Quarter ending September 2017	12,646	
Quarter ending December 2017	12,523	→
Quarter ending March 2018	12,497	→
Quarter ending June 2018	12,255	↓
Quarter ending September 2018	12,131	↓
Variance since September 2017	(4.1%)	↓



ACTIVITY

Cumulative percentage of contracted UDA delivered 2018 & 2019



Month	Adjusted Scheduled Activity (UDA)	
	2018	2019
April	1,422	933
May	4,692	3,335
June	6,341	5,679
July	10,938	8,490
August	13,650	11,203
September	16,406	13,609
October	18,745	
November	21,957	
December	24,456	
January	26,745	
February	29,806	
March	32,860	
April	34,301	
May	34,342	
June	34,315	

QUALITY

	Quantity	Base Number	Contract	AT	Region	England
% of FP17s for the same patient ID Re-attending within 3 months - Children	133	2,034	6.5%	10.5%	11.5%	11.6%
% of FP17s for the same patient ID Re-attending within 3 months - Adults	534	4,146	12.9%	15.7%	16.5%	15.5%
% of FP17s for the same patient ID Re-attending between 3 & 9 months - Children	880	2,034	43.3%	44.8%	48.5%	58.8%
% of FP17s for the same patient ID Re-attending between 3 & 9 months - Adults	1,514	4,146	36.5%	37.0%	39.1%	51.1%
% of FP17s for Band 1 Urgent Courses	581	5,692	10.2%	10.9%	10.6%	9.0%
% of FP17s Relating to Free Repair or Replacements	35	5,692	0.6%	0.5%	0.5%	0.8%
% of FP17s Relating to Continuations	51	5,692	0.9%	0.7%	0.7%	0.9%
% of Patients satisfied with the dentistry they have received	7	7	N/A	90.7%	90.5%	93.3%
% of Patients satisfied with the time they had to wait for an appointment	6	7	N/A	82.5%	85.1%	88.9%

* This is based on patients treated on this contract for their most recent course of treatment. Figures in italics indicate the base number of FP17s or Patient Questionnaire responses are less than 100. N/A is shown where the base number of responses is less than 10 during the period. % is calculated as Quantity/Base number*100

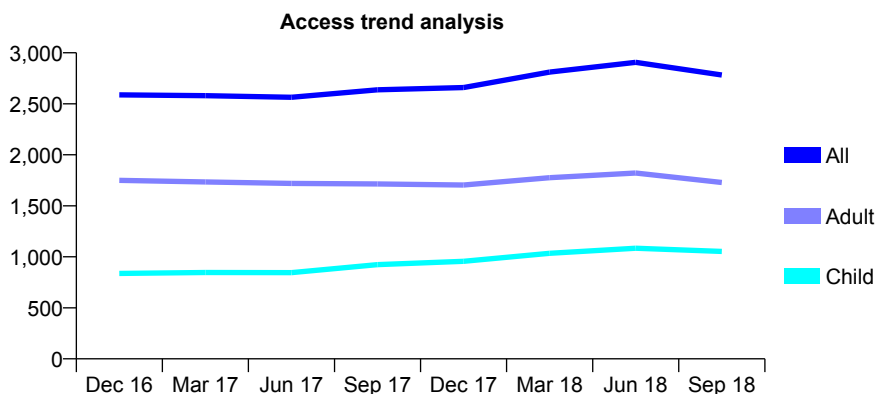
Q61 - Vital Signs At a Glance Contract Report for 166790/0001 - September 2018

Name or company name	East London Dental Care
Contract type name	GDS Contract
Purpose of contract	General
Contract start date	10/02/2014
Contract end date	

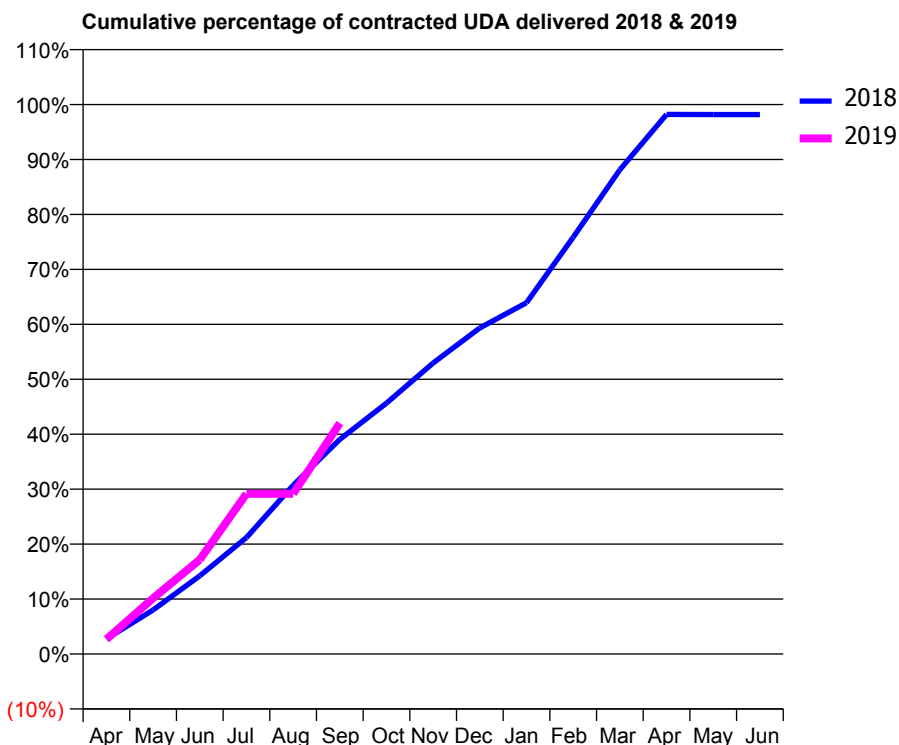
18/19 Contracted general activity (UDA)	6,171
Carry forward general activity (UDA)	112
18/19 Contracted orthodontic activity (UOA)	0
Carry forward orthodontic activity (UOA)	0
Baseline contract value	£160,964.20

ACCESS*

Patients seen in 24 months	Total	Change since previous quarter
Quarter ending September 2017	2,637	
Quarter ending December 2017	2,660	→
Quarter ending March 2018	2,811	↑
Quarter ending June 2018	2,906	↑
Quarter ending September 2018	2,782	↓
Variance since September 2017	5.5%	↑



ACTIVITY



Adjusted Scheduled Activity (UDA)		
Month	2018	2019
April	170	165
May	495	626
June	878	1,060
July	1,308	1,799
August	1,894	1,799
September	2,410	2,592
October	2,818	
November	3,269	
December	3,663	
January	3,945	
February	4,680	
March	5,439	
April	6,060	
May	6,059	
June	6,059	

QUALITY

	Quantity	Base Number	Contract	AT	Region	England
% of FP17s for the same patient ID Re-attending within 3 months - Children	17	562	3.0%	10.5%	11.5%	11.6%
% of FP17s for the same patient ID Re-attending within 3 months - Adults	48	791	6.1%	15.7%	16.5%	15.5%
% of FP17s for the same patient ID Re-attending between 3 & 9 months - Children	234	562	41.6%	44.8%	48.5%	58.8%
% of FP17s for the same patient ID Re-attending between 3 & 9 months - Adults	253	791	32.0%	37.0%	39.1%	51.1%
% of FP17s for Band 1 Urgent Courses	52	1,131	4.6%	10.9%	10.6%	9.0%
% of FP17s Relating to Free Repair or Replacements	0	1,131	0.0%	0.5%	0.5%	0.8%
% of FP17s Relating to Continuations	1	1,131	0.1%	0.7%	0.7%	0.9%
% of Patients satisfied with the dentistry they have received	0	0	N/A	90.7%	90.5%	93.3%
% of Patients satisfied with the time they had to wait for an appointment	0	0	N/A	82.5%	85.1%	88.9%

* This is based on patients treated on this contract for their most recent course of treatment. Figures in italics indicate the base number of FP17s or Patient Questionnaire responses are less than 100. N/A is shown where the base number of responses is less than 10 during the period. % is calculated as Quantity/Base number*100

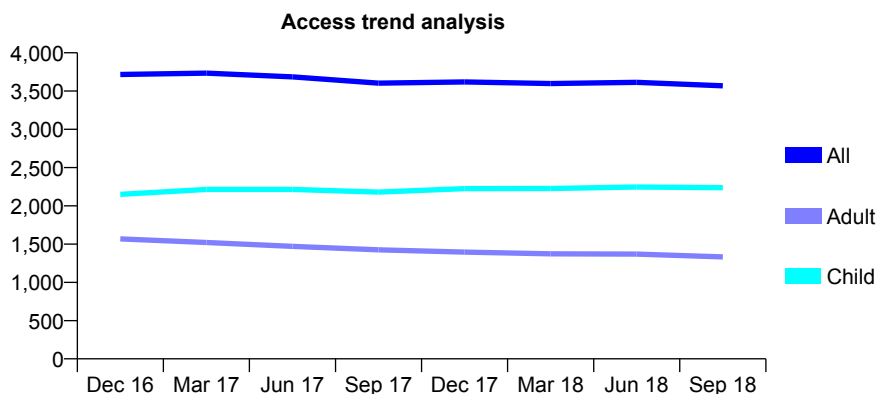
Q61 - Vital Signs At a Glance Contract Report for 166839/0001 - September 2018

Name or company name	Dr S Hirekodi and Mrs A Hirekodi
Contract type name	GDS Contract
Purpose of contract	General
Contract start date	01/04/2012
Contract end date	

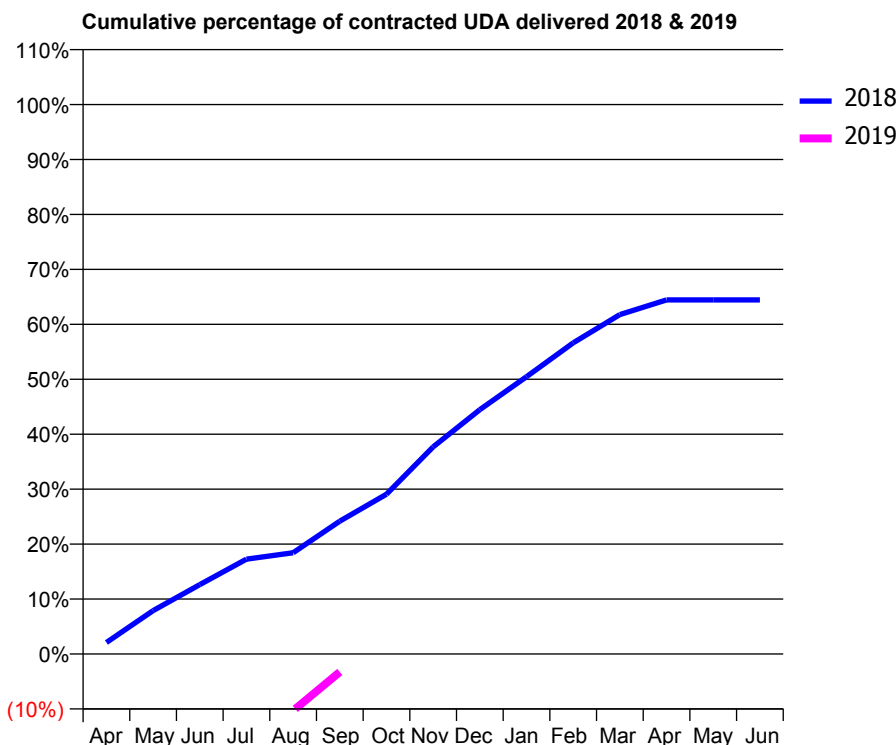
18/19 Contracted general activity (UDA)	11,785
Carry forward general activity (UDA)	4,190
18/19 Contracted orthodontic activity (UOA)	0
Carry forward orthodontic activity (UOA)	0
Baseline contract value	£382,770.56

ACCESS*

Patients seen in 24 months	Total	Change since previous quarter
Quarter ending September 2017	3,604	
Quarter ending December 2017	3,620	→
Quarter ending March 2018	3,598	→
Quarter ending June 2018	3,614	→
Quarter ending September 2018	3,569	↓
Variance since September 2017	(1.0%)	→



ACTIVITY



Month	Adjusted Scheduled Activity (UDA)	
	2018	2019
April	247	-3,748
May	932	-3,277
June	1,489	-2,790
July	2,034	-2,114
August	2,171	-1,220
September	2,851	-388
October	3,428	
November	4,442	
December	5,240	
January	5,947	
February	6,675	
March	7,280	
April	7,595	
May	7,595	
June	7,595	

QUALITY

	Quantity	Base Number	Contract	AT	Region	England
% of FP17s for the same patient ID Re-attending within 3 months - Children	107	1,340	8.0%	10.5%	11.5%	11.6%
% of FP17s for the same patient ID Re-attending within 3 months - Adults	91	693	13.1%	15.7%	16.5%	15.5%
% of FP17s for the same patient ID Re-attending between 3 & 9 months - Children	541	1,340	40.4%	44.8%	48.5%	58.8%
% of FP17s for the same patient ID Re-attending between 3 & 9 months - Adults	218	693	31.5%	37.0%	39.1%	51.1%
% of FP17s for Band 1 Urgent Courses	162	1,871	8.7%	10.9%	10.6%	9.0%
% of FP17s Relating to Free Repair or Replacements	0	1,871	0.0%	0.5%	0.5%	0.8%
% of FP17s Relating to Continuations	0	1,871	0.0%	0.7%	0.7%	0.9%
% of Patients satisfied with the dentistry they have received	0	0	N/A	90.7%	90.5%	93.3%
% of Patients satisfied with the time they had to wait for an appointment	0	0	N/A	82.5%	85.1%	88.9%

* This is based on patients treated on this contract for their most recent course of treatment. Figures in italics indicate the base number of FP17s or Patient Questionnaire responses are less than 100. N/A is shown where the base number of responses is less than 10 during the period. % is calculated as Quantity/Base number*100

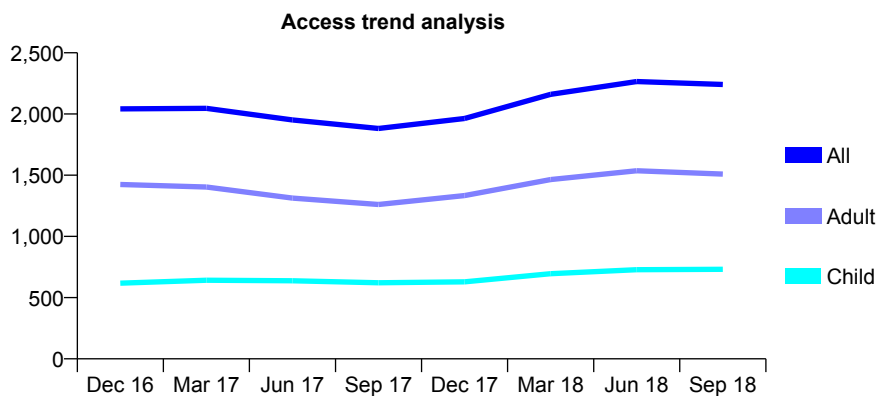
Q61 - Vital Signs At a Glance Contract Report for 167371/0001 - September 2018

Name or company name	All Smiles Dental Care
Contract type name	GDS Contract
Purpose of contract	General
Contract start date	01/09/2014
Contract end date	

18/19 Contracted general activity (UDA)	5,168
Carry forward general activity (UDA)	3
18/19 Contracted orthodontic activity (UOA)	0
Carry forward orthodontic activity (UOA)	0
Baseline contract value	£148,322.44

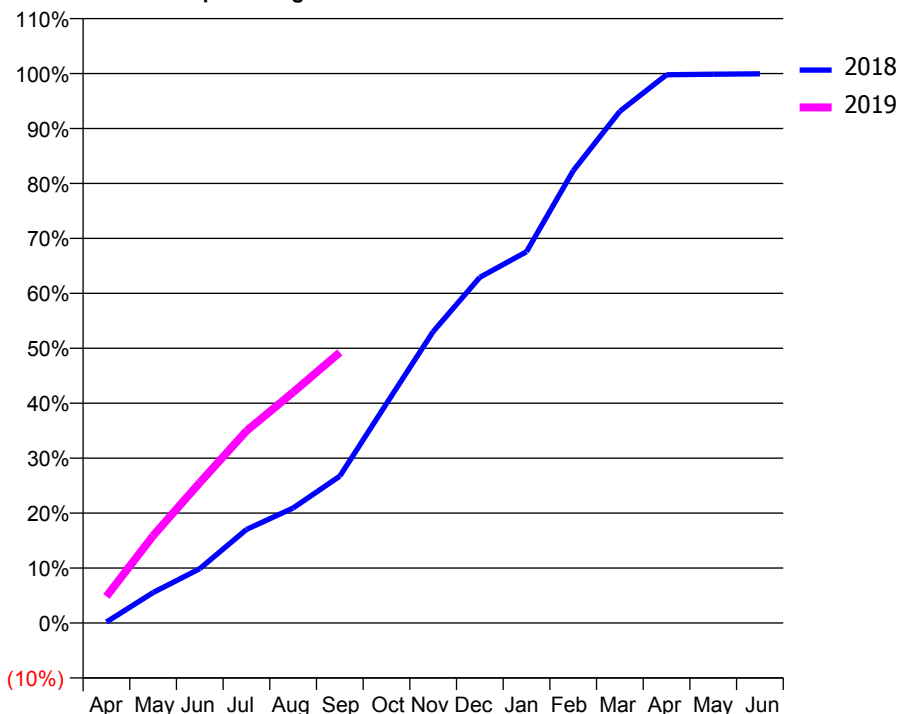
ACCESS*

Patients seen in 24 months	Total	Change since previous quarter
Quarter ending September 2017	1,882	
Quarter ending December 2017	1,963	↑
Quarter ending March 2018	2,161	↑
Quarter ending June 2018	2,265	↑
Quarter ending September 2018	2,241	↓
Variance since September 2017	19.1%	↑



ACTIVITY

Cumulative percentage of contracted UDA delivered 2018 & 2019



Month	Adjusted Scheduled Activity (UDA)	
	2018	2019
April	9	250
May	286	821
June	511	1,319
July	880	1,807
August	1,082	2,170
September	1,382	2,545
October	2,064	
November	2,741	
December	3,252	
January	3,492	
February	4,253	
March	4,813	
April	5,157	
May	5,161	
June	5,165	

QUALITY

	Quantity	Base Number	Contract	AT	Region	England
% of FP17s for the same patient ID Re-attending within 3 months - Children	38	433	8.8%	10.5%	11.5%	11.6%
% of FP17s for the same patient ID Re-attending within 3 months - Adults	124	785	15.8%	15.7%	16.5%	15.5%
% of FP17s for the same patient ID Re-attending between 3 & 9 months - Children	127	433	29.3%	44.8%	48.5%	58.8%
% of FP17s for the same patient ID Re-attending between 3 & 9 months - Adults	227	785	28.9%	37.0%	39.1%	51.1%
% of FP17s for Band 1 Urgent Courses	102	1,080	9.4%	10.9%	10.6%	9.0%
% of FP17s Relating to Free Repair or Replacements	9	1,080	0.8%	0.5%	0.5%	0.8%
% of FP17s Relating to Continuations	6	1,080	0.6%	0.7%	0.7%	0.9%
% of Patients satisfied with the dentistry they have received	0	0	N/A	90.7%	90.5%	93.3%
% of Patients satisfied with the time they had to wait for an appointment	0	0	N/A	82.5%	85.1%	88.9%

* This is based on patients treated on this contract for their most recent course of treatment. Figures in italics indicate the base number of FP17s or Patient Questionnaire responses are less than 100. N/A is shown where the base number of responses is less than 10 during the period. % is calculated as Quantity/Base number*100

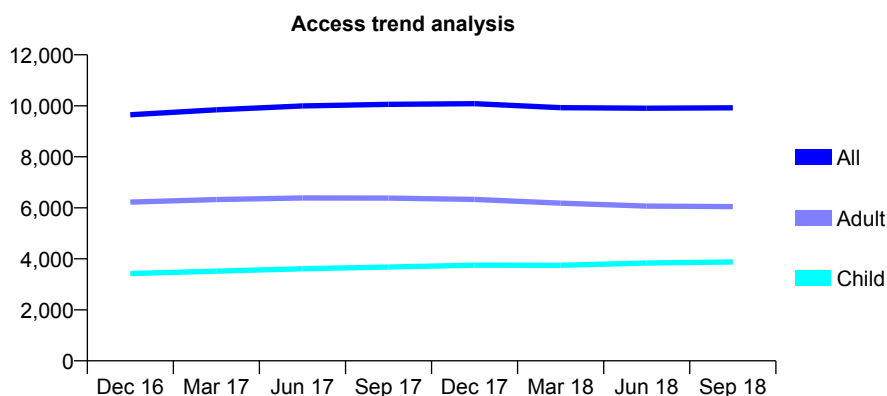
Q61 - Vital Signs At a Glance Contract Report for 168009/0001 - September 2018

Name or company name	East Street Dental Ltd
Contract type name	GDS Contract
Purpose of contract	General
Contract start date	01/12/2007
Contract end date	

18/19 Contracted general activity (UDA)	24,937
Carry forward general activity (UDA)	-499
18/19 Contracted orthodontic activity (UOA)	0
Carry forward orthodontic activity (UOA)	0
Baseline contract value	£793,166.42

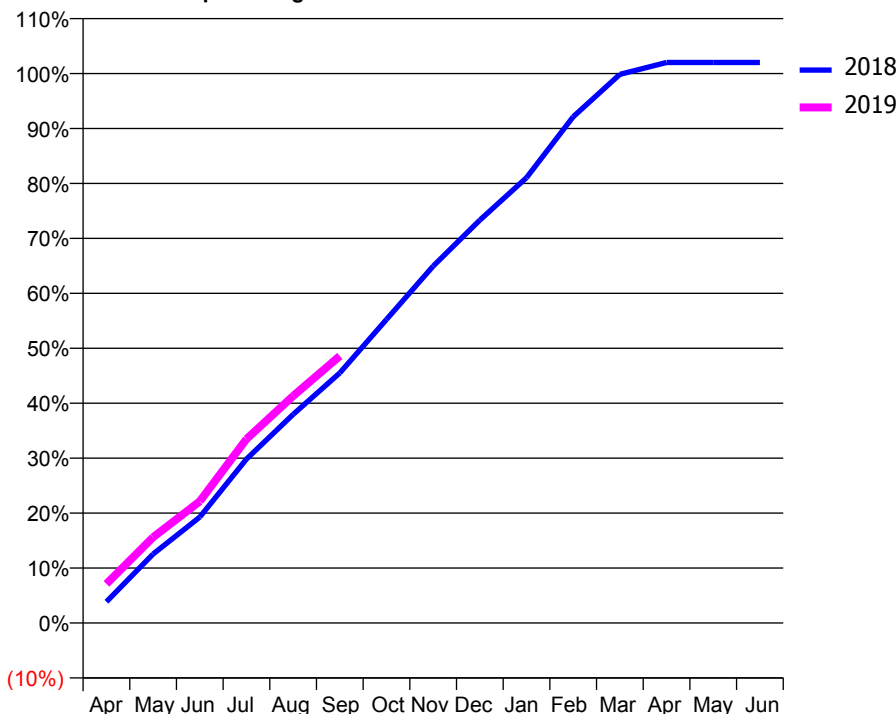
ACCESS*

Patients seen in 24 months	Total	Change since previous quarter
Quarter ending September 2017	10,057	
Quarter ending December 2017	10,083	→
Quarter ending March 2018	9,929	↓
Quarter ending June 2018	9,905	→
Quarter ending September 2018	9,921	→
Variance since September 2017	(1.4%)	↓



ACTIVITY

Cumulative percentage of contracted UDA delivered 2018 & 2019



Adjusted Scheduled Activity (UDA)

Month	2018	2019
April	965	1,774
May	3,132	3,897
June	4,806	5,520
July	7,440	8,350
August	9,467	10,303
September	11,347	12,117
October	13,779	
November	16,197	
December	18,287	
January	20,209	
February	22,976	
March	24,901	
April	25,436	
May	25,438	
June	25,437	

QUALITY

	Quantity	Base Number	Contract	AT	Region	England
% of FP17s for the same patient ID Re-attending within 3 months - Children	104	2,349	4.4%	10.5%	11.5%	11.6%
% of FP17s for the same patient ID Re-attending within 3 months - Adults	271	2,975	9.1%	15.7%	16.5%	15.5%
% of FP17s for the same patient ID Re-attending between 3 & 9 months - Children	1,171	2,349	49.9%	44.8%	48.5%	58.8%
% of FP17s for the same patient ID Re-attending between 3 & 9 months - Adults	1,179	2,975	39.6%	37.0%	39.1%	51.1%
% of FP17s for Band 1 Urgent Courses	413	5,113	8.1%	10.9%	10.6%	9.0%
% of FP17s Relating to Free Repair or Replacements	27	5,113	0.5%	0.5%	0.5%	0.8%
% of FP17s Relating to Continuations	7	5,113	0.1%	0.7%	0.7%	0.9%
% of Patients satisfied with the dentistry they have received	0	0	N/A	90.7%	90.5%	93.3%
% of Patients satisfied with the time they had to wait for an appointment	0	0	N/A	82.5%	85.1%	88.9%

* This is based on patients treated on this contract for their most recent course of treatment. Figures in italics indicate the base number of FP17s or Patient Questionnaire responses are less than 100. N/A is shown where the base number of responses is less than 10 during the period. % is calculated as Quantity/Base number*100

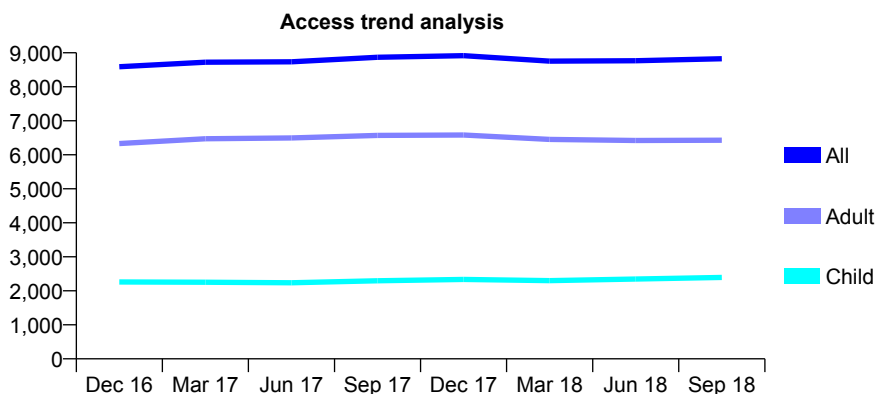
Q61 - Vital Signs At a Glance Contract Report for 169234/0001 - September 2018

Name or company name	Hoe St Dental Surgery Ltd
Contract type name	GDS Contract
Purpose of contract	General
Contract start date	01/11/2011
Contract end date	

18/19 Contracted general activity (UDA)	24,870
Carry forward general activity (UDA)	0
18/19 Contracted orthodontic activity (UOA)	0
Carry forward orthodontic activity (UOA)	0
Baseline contract value	£703,040.24

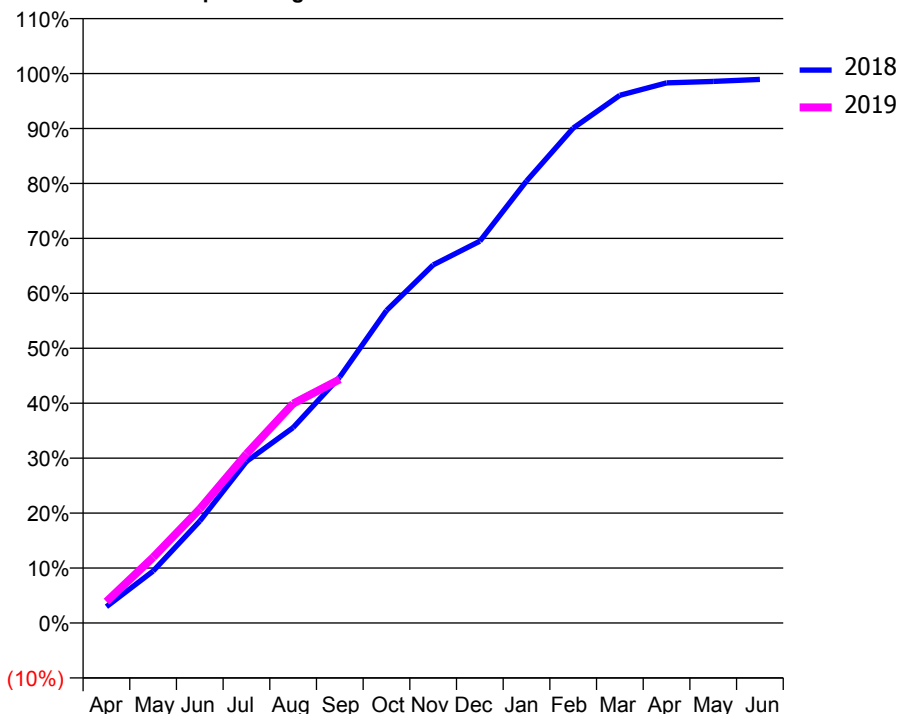
ACCESS*

Patients seen in 24 months	Total	Change since previous quarter
Quarter ending September 2017	8,868	
Quarter ending December 2017	8,915	→
Quarter ending March 2018	8,753	↓
Quarter ending June 2018	8,767	→
Quarter ending September 2018	8,825	→
Variance since September 2017	(0.5%)	→



ACTIVITY

Cumulative percentage of contracted UDA delivered 2018 & 2019



Adjusted Scheduled Activity (UDA)

Month	2018	2019
April	741	966
May	2,354	2,969
June	4,614	5,162
July	7,314	7,653
August	8,843	9,933
September	11,135	11,029
October	14,146	
November	16,210	
December	17,282	
January	20,006	
February	22,399	
March	23,883	
April	24,448	
May	24,514	
June	24,604	

QUALITY

	Quantity	Base Number	Contract	AT	Region	England
% of FP17s for the same patient ID Re-attending within 3 months - Children	102	1,173	8.7%	10.5%	11.5%	11.6%
% of FP17s for the same patient ID Re-attending within 3 months - Adults	272	2,566	10.6%	15.7%	16.5%	15.5%
% of FP17s for the same patient ID Re-attending between 3 & 9 months - Children	304	1,173	25.9%	44.8%	48.5%	58.8%
% of FP17s for the same patient ID Re-attending between 3 & 9 months - Adults	536	2,566	20.9%	37.0%	39.1%	51.1%
% of FP17s for Band 1 Urgent Courses	259	3,168	8.2%	10.9%	10.6%	9.0%
% of FP17s Relating to Free Repair or Replacements	27	3,168	0.9%	0.5%	0.5%	0.8%
% of FP17s Relating to Continuations	40	3,168	1.3%	0.7%	0.7%	0.9%
% of Patients satisfied with the dentistry they have received	0	1	N/A	90.7%	90.5%	93.3%
% of Patients satisfied with the time they had to wait for an appointment	1	1	N/A	82.5%	85.1%	88.9%

* This is based on patients treated on this contract for their most recent course of treatment. Figures in italics indicate the base number of FP17s or Patient Questionnaire responses are less than 100. N/A is shown where the base number of responses is less than 10 during the period. % is calculated as Quantity/Base number*100

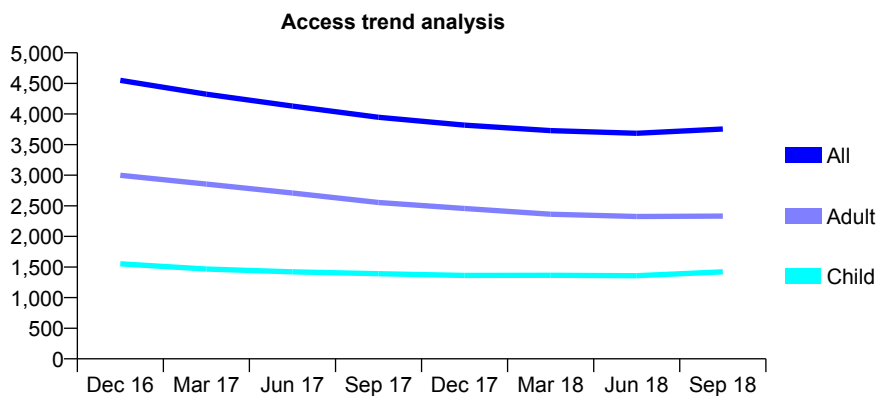
Q61 - Vital Signs At a Glance Contract Report for 169285/0001 - September 2018

Name or company name	TMG Dentistry Ltd
Contract type name	Pilot Contract
Purpose of contract	General
Contract start date	01/04/2010
Contract end date	

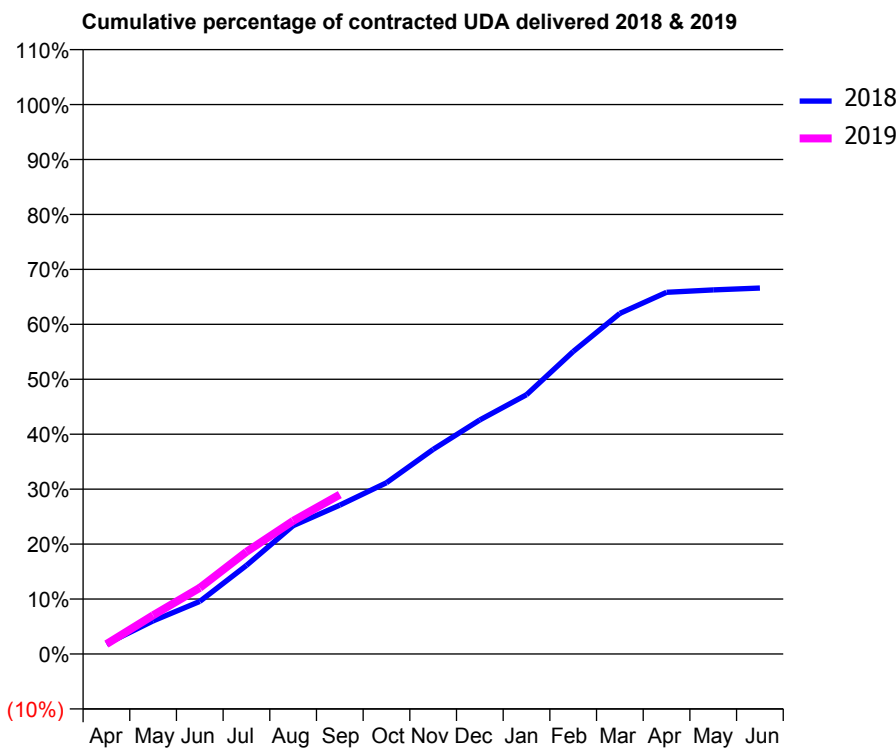
18/19 Contracted general activity (UDA)	12,000
Carry forward general activity (UDA)	0
18/19 Contracted orthodontic activity (UOA)	0
Carry forward orthodontic activity (UOA)	0
Baseline contract value	£403,898.39

ACCESS*

Patients seen in 24 months	Total	Change since previous quarter
Quarter ending September 2017	3,946	
Quarter ending December 2017	3,818	↓
Quarter ending March 2018	3,729	↓
Quarter ending June 2018	3,685	↓
Quarter ending September 2018	3,754	→
Variance since September 2017	(4.9%)	↓



ACTIVITY



Month	Adjusted Scheduled Activity (UDA)	
	2018	2019
April	220	218
May	724	845
June	1,149	1,445
July	1,936	2,233
August	2,801	2,907
September	3,252	3,481
October	3,741	
November	4,468	
December	5,112	
January	5,664	
February	6,605	
March	7,438	
April	7,899	
May	7,952	
June	7,991	

QUALITY

	Quantity	Base Number	Contract	AT	Region	England
% of FP17s for the same patient ID Re-attending within 3 months - Children	55	819	6.7%	10.5%	11.5%	11.6%
% of FP17s for the same patient ID Re-attending within 3 months - Adults	93	1,100	8.5%	15.7%	16.5%	15.5%
% of FP17s for the same patient ID Re-attending between 3 & 9 months - Children	241	819	29.4%	44.8%	48.5%	58.8%
% of FP17s for the same patient ID Re-attending between 3 & 9 months - Adults	276	1,100	25.1%	37.0%	39.1%	51.1%
% of FP17s for Band 1 Urgent Courses	122	1,708	7.1%	10.9%	10.6%	9.0%
% of FP17s Relating to Free Repair or Replacements	2	1,708	0.1%	0.5%	0.5%	0.8%
% of FP17s Relating to Continuations	2	1,708	0.1%	0.7%	0.7%	0.9%
% of Patients satisfied with the dentistry they have received	0	0	N/A	90.7%	90.5%	93.3%
% of Patients satisfied with the time they had to wait for an appointment	0	0	N/A	82.5%	85.1%	88.9%

* This is based on patients treated on this contract for their most recent course of treatment. Figures in italics indicate the base number of FP17s or Patient Questionnaire responses are less than 100. N/A is shown where the base number of responses is less than 10 during the period. % is calculated as Quantity/Base number*100

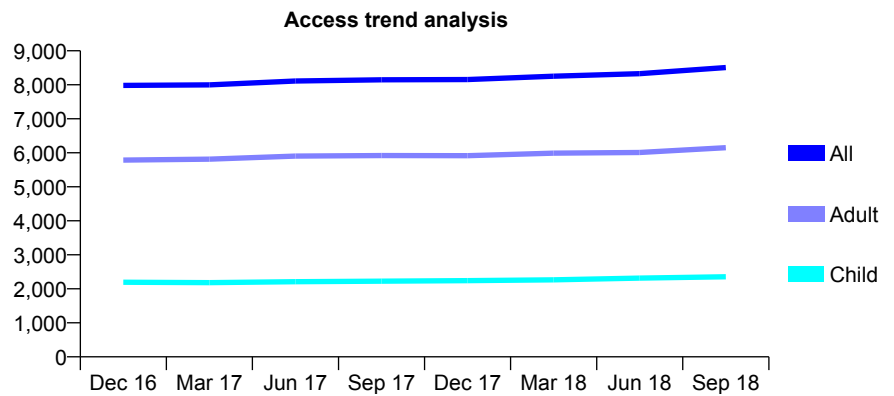
Q61 - Vital Signs At a Glance Contract Report for 170070/0001 - September 2018

Name or company name	Chadwell Dental Practice Ltd
Contract type name	GDS Contract
Purpose of contract	General
Contract start date	01/06/2011
Contract end date	

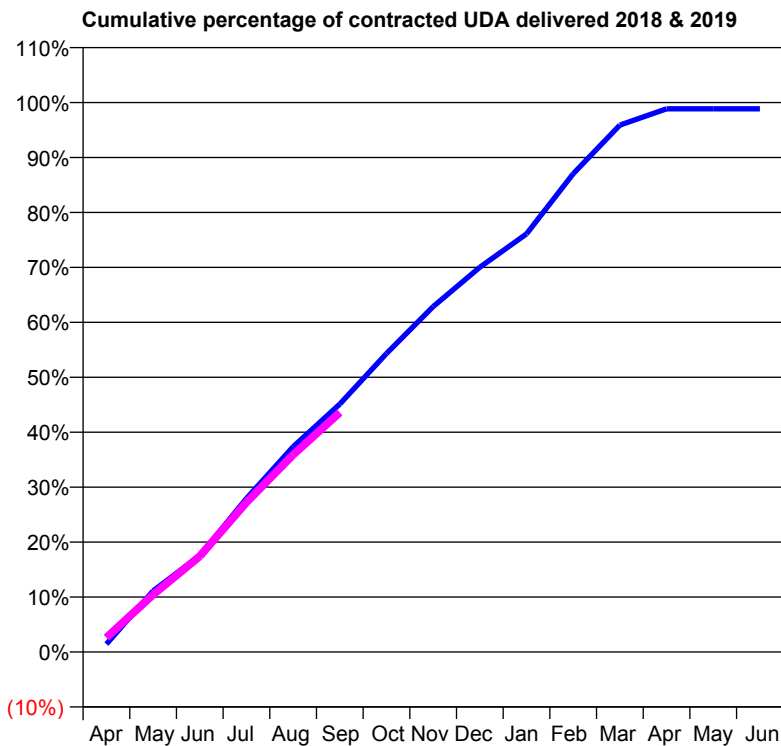
18/19 Contracted general activity (UDA)	23,737
Carry forward general activity (UDA)	271
18/19 Contracted orthodontic activity (UOA)	0
Carry forward orthodontic activity (UOA)	0
Baseline contract value	£571,914.55

ACCESS*

Patients seen in 24 months	Total	Change since previous quarter
Quarter ending September 2017	8,147	
Quarter ending December 2017	8,154	→
Quarter ending March 2018	8,254	→
Quarter ending June 2018	8,326	→
Quarter ending September 2018	8,506	↑
Variance since September 2017	4.4%	↑



ACTIVITY



Month	Adjusted Scheduled Activity (UDA)	
	2018	2019
April	345	619
May	2,639	2,478
June	4,170	4,141
July	6,630	6,466
August	8,868	8,523
September	10,712	10,348
October	12,894	
November	14,924	
December	16,619	
January	18,063	
February	20,661	
March	22,762	
April	23,466	
May	23,466	
June	23,466	

QUALITY

	Quantity	Base Number	Contract	AT	Region	England
% of FP17s for the same patient ID Re-attending within 3 months - Children	158	1,493	10.6%	10.5%	11.5%	11.6%
% of FP17s for the same patient ID Re-attending within 3 months - Adults	617	3,913	15.8%	15.7%	16.5%	15.5%
% of FP17s for the same patient ID Re-attending between 3 & 9 months - Children	664	1,493	44.5%	44.8%	48.5%	58.8%
% of FP17s for the same patient ID Re-attending between 3 & 9 months - Adults	1,865	3,913	47.7%	37.0%	39.1%	51.1%
% of FP17s for Band 1 Urgent Courses	208	5,098	4.1%	10.9%	10.6%	9.0%
% of FP17s Relating to Free Repair or Replacements	58	5,098	1.1%	0.5%	0.5%	0.8%
% of FP17s Relating to Continuations	31	5,098	0.6%	0.7%	0.7%	0.9%
% of Patients satisfied with the dentistry they have received	3	3	N/A	90.7%	90.5%	93.3%
% of Patients satisfied with the time they had to wait for an appointment	3	3	N/A	82.5%	85.1%	88.9%

* This is based on patients treated on this contract for their most recent course of treatment. Figures in italics indicate the base number of FP17s or Patient Questionnaire responses are less than 100. N/A is shown where the base number of responses is less than 10 during the period. % is calculated as Quantity/Base number*100

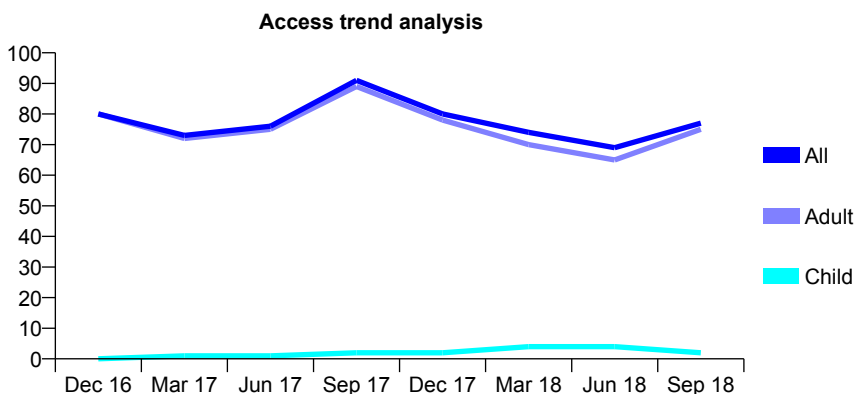
Q61 - Vital Signs At a Glance Contract Report for 170615/0001 - September 2018

Name or company name	Mr N.Nagpaul & Mr J. Ginty
Contract type name	PDS Contract
Purpose of contract	General
Contract start date	01/04/2009
Contract end date	31/03/2019

18/19 Contracted general activity (UDA)	276
Carry forward general activity (UDA)	-1
18/19 Contracted orthodontic activity (UOA)	0
Carry forward orthodontic activity (UOA)	0
Baseline contract value	£55,047.47

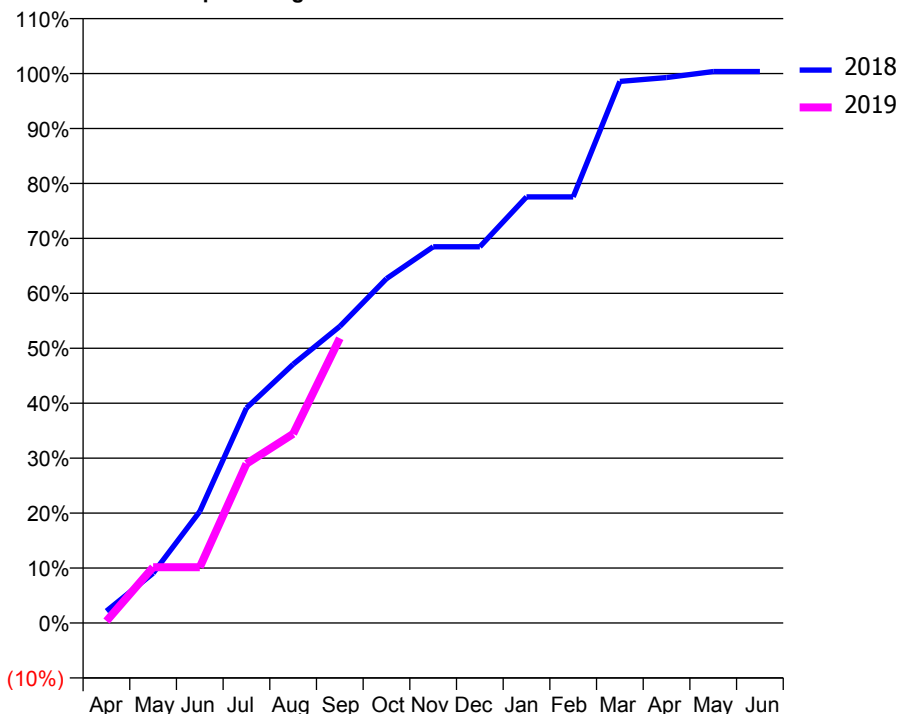
ACCESS*

Patients seen in 24 months	Total	Change since previous quarter
Quarter ending September 2017	91	
Quarter ending December 2017	80	↓
Quarter ending March 2018	74	↓
Quarter ending June 2018	69	↓
Quarter ending September 2018	77	↑
Variance since September 2017	(15.4%)	↓



ACTIVITY

Cumulative percentage of contracted UDA delivered 2018 & 2019



Month	Adjusted Scheduled Activity (UDA)	
	2018	2019
April	6	1
May	25	28
June	56	28
July	108	80
August	130	95
September	149	143
October	173	
November	189	
December	189	
January	214	
February	214	
March	272	
April	274	
May	277	
June	277	

QUALITY

	Quantity	Base Number	Contract	AT	Region	England
% of FP17s for the same patient ID Re-attending within 3 months - Children	0	1	0.0%	10.5%	11.5%	11.6%
% of FP17s for the same patient ID Re-attending within 3 months - Adults	0	58	0.0%	15.7%	16.5%	15.5%
% of FP17s for the same patient ID Re-attending between 3 & 9 months - Children	0	1	0.0%	44.8%	48.5%	58.8%
% of FP17s for the same patient ID Re-attending between 3 & 9 months - Adults	1	58	1.7%	37.0%	39.1%	51.1%
% of FP17s for Band 1 Urgent Courses	0	54	0.0%	10.9%	10.6%	9.0%
% of FP17s Relating to Free Repair or Replacements	0	54	0.0%	0.5%	0.5%	0.8%
% of FP17s Relating to Continuations	0	54	0.0%	0.7%	0.7%	0.9%
% of Patients satisfied with the dentistry they have received	0	0	N/A	90.7%	90.5%	93.3%
% of Patients satisfied with the time they had to wait for an appointment	0	0	N/A	82.5%	85.1%	88.9%

* This is based on patients treated on this contract for their most recent course of treatment. Figures in italics indicate the base number of FP17s or Patient Questionnaire responses are less than 100. N/A is shown where the base number of responses is less than 10 during the period. % is calculated as Quantity/Base number*100

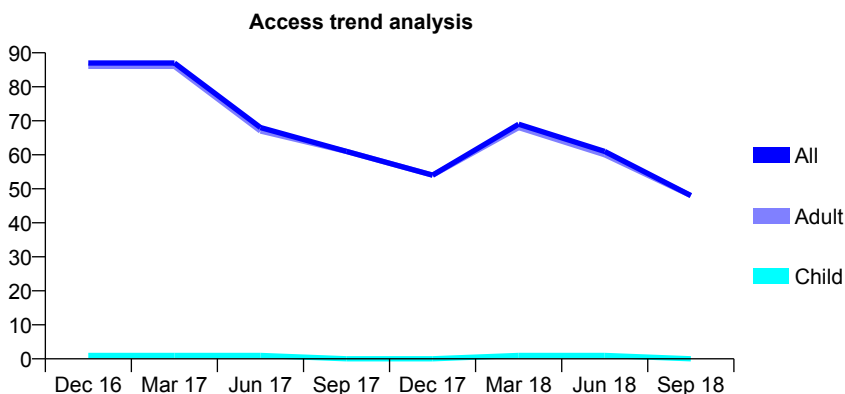
Q61 - Vital Signs At a Glance Contract Report for 170615/0002 - September 2018

Name or company name	Mr N.Nagpaul & Mr J. Ginty
Contract type name	PDS Contract
Purpose of contract	General
Contract start date	01/11/2009
Contract end date	31/03/2019

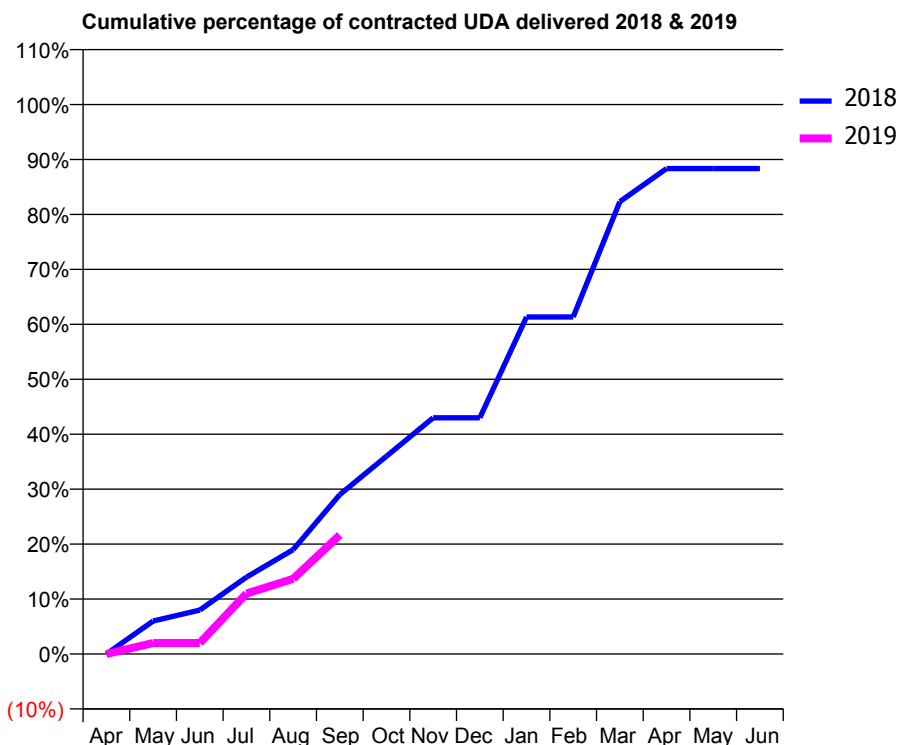
18/19 Contracted general activity (UDA)	300
Carry forward general activity (UDA)	0
18/19 Contracted orthodontic activity (UOA)	0
Carry forward orthodontic activity (UOA)	0
Baseline contract value	£61,277.37

ACCESS*

Patients seen in 24 months	Total	Change since previous quarter
Quarter ending September 2017	61	
Quarter ending December 2017	54	↓
Quarter ending March 2018	69	↑
Quarter ending June 2018	61	↓
Quarter ending September 2018	48	↓
Variance since September 2017	(21.3%)	↓



ACTIVITY



Month	Adjusted Scheduled Activity (UDA)	
	2018	2019
April	0	0
May	18	6
June	24	6
July	42	33
August	57	41
September	87	65
October	108	
November	129	
December	129	
January	184	
February	184	
March	247	
April	265	
May	265	
June	265	

QUALITY

	Quantity	Base Number	Contract	AT	Region	England
% of FP17s for the same patient ID Re-attending within 3 months - Children	0	0	N/A	10.5%	11.5%	11.6%
% of FP17s for the same patient ID Re-attending within 3 months - Adults	0	36	0.0%	15.7%	16.5%	15.5%
% of FP17s for the same patient ID Re-attending between 3 & 9 months - Children	0	0	N/A	44.8%	48.5%	58.8%
% of FP17s for the same patient ID Re-attending between 3 & 9 months - Adults	0	36	0.0%	37.0%	39.1%	51.1%
% of FP17s for Band 1 Urgent Courses	0	23	0.0%	10.9%	10.6%	9.0%
% of FP17s Relating to Free Repair or Replacements	0	23	0.0%	0.5%	0.5%	0.8%
% of FP17s Relating to Continuations	0	23	0.0%	0.7%	0.7%	0.9%
% of Patients satisfied with the dentistry they have received	0	0	N/A	90.7%	90.5%	93.3%
% of Patients satisfied with the time they had to wait for an appointment	0	0	N/A	82.5%	85.1%	88.9%

* This is based on patients treated on this contract for their most recent course of treatment. Figures in italics indicate the base number of FP17s or Patient Questionnaire responses are less than 100. N/A is shown where the base number of responses is less than 10 during the period. % is calculated as Quantity/Base number*100

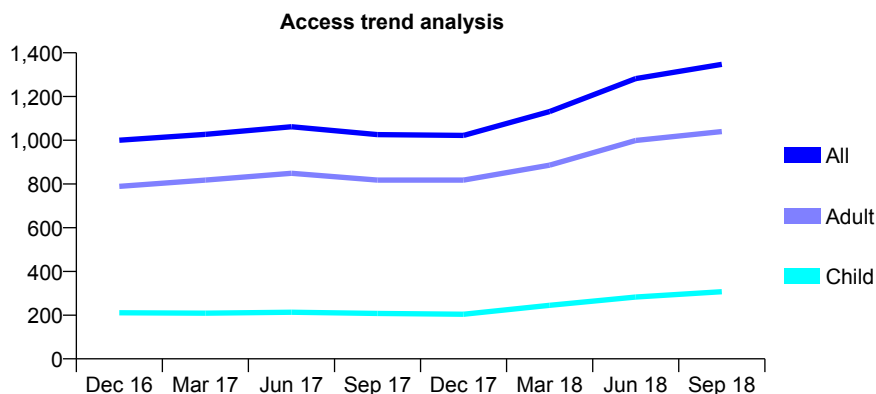
Q61 - Vital Signs At a Glance Contract Report for 170801/0001 - September 2018

Name or company name	Harwinder Kalsi
Contract type name	GDS Contract
Purpose of contract	General
Contract start date	01/06/2012
Contract end date	

18/19 Contracted general activity (UDA)	3,861
Carry forward general activity (UDA)	0
18/19 Contracted orthodontic activity (UOA)	0
Carry forward orthodontic activity (UOA)	0
Baseline contract value	£108,368.77

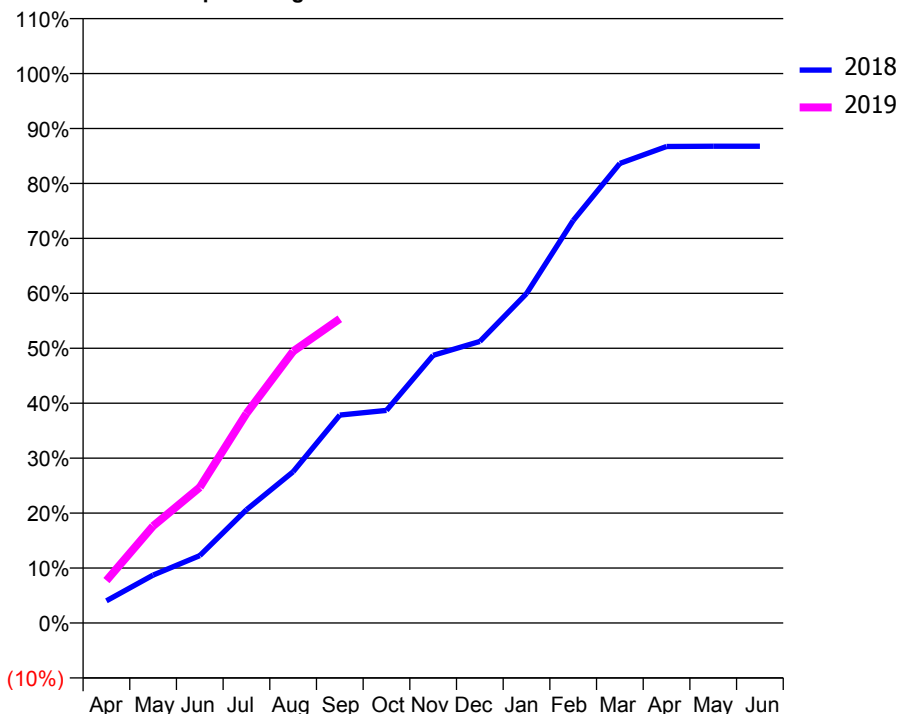
ACCESS*

Patients seen in 24 months	Total	Change since previous quarter
Quarter ending September 2017	1,026	
Quarter ending December 2017	1,022	→
Quarter ending March 2018	1,131	↑
Quarter ending June 2018	1,282	↑
Quarter ending September 2018	1,347	↑
Variance since September 2017	31.3%	↑



ACTIVITY

Cumulative percentage of contracted UDA delivered 2018 & 2019



Adjusted Scheduled Activity (UDA)

Month	2018	2019
April	156	298
May	336	682
June	474	953
July	796	1,473
August	1,063	1,909
September	1,462	2,137
October	1,494	
November	1,881	
December	1,978	
January	2,315	
February	2,829	
March	3,229	
April	3,348	
May	3,350	
June	3,350	

QUALITY

	Quantity	Base Number	Contract	AT	Region	England
% of FP17s for the same patient ID Re-attending within 3 months - Children	18	224	8.0%	10.5%	11.5%	11.6%
% of FP17s for the same patient ID Re-attending within 3 months - Adults	129	708	18.2%	15.7%	16.5%	15.5%
% of FP17s for the same patient ID Re-attending between 3 & 9 months - Children	87	224	38.8%	44.8%	48.5%	58.8%
% of FP17s for the same patient ID Re-attending between 3 & 9 months - Adults	179	708	25.3%	37.0%	39.1%	51.1%
% of FP17s for Band 1 Urgent Courses	107	867	12.3%	10.9%	10.6%	9.0%
% of FP17s Relating to Free Repair or Replacements	0	867	0.0%	0.5%	0.5%	0.8%
% of FP17s Relating to Continuations	0	867	0.0%	0.7%	0.7%	0.9%
% of Patients satisfied with the dentistry they have received	0	0	N/A	90.7%	90.5%	93.3%
% of Patients satisfied with the time they had to wait for an appointment	0	0	N/A	82.5%	85.1%	88.9%

* This is based on patients treated on this contract for their most recent course of treatment. Figures in italics indicate the base number of FP17s or Patient Questionnaire responses are less than 100. N/A is shown where the base number of responses is less than 10 during the period. % is calculated as Quantity/Base number*100

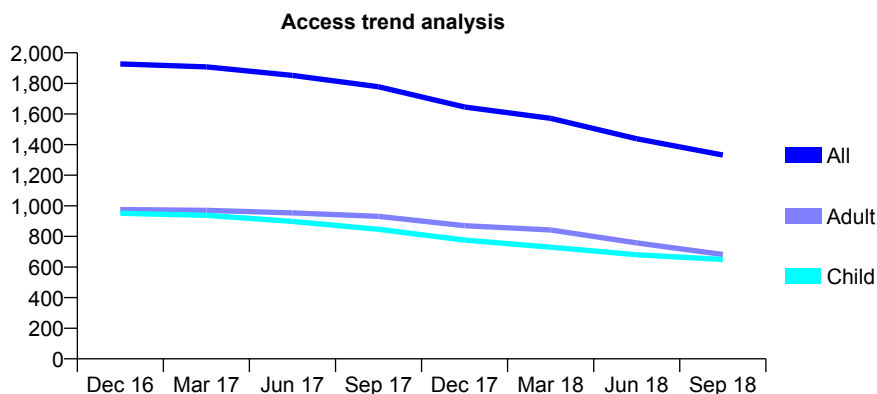
Q61 - Vital Signs At a Glance Contract Report for 171190/0001 - September 2018

Name or company name	The Dental Surgery
Contract type name	GDS Contract
Purpose of contract	General
Contract start date	01/03/2015
Contract end date	

18/19 Contracted general activity (UDA)	4,098
Carry forward general activity (UDA)	-82
18/19 Contracted orthodontic activity (UOA)	0
Carry forward orthodontic activity (UOA)	0
Baseline contract value	£136,753.02

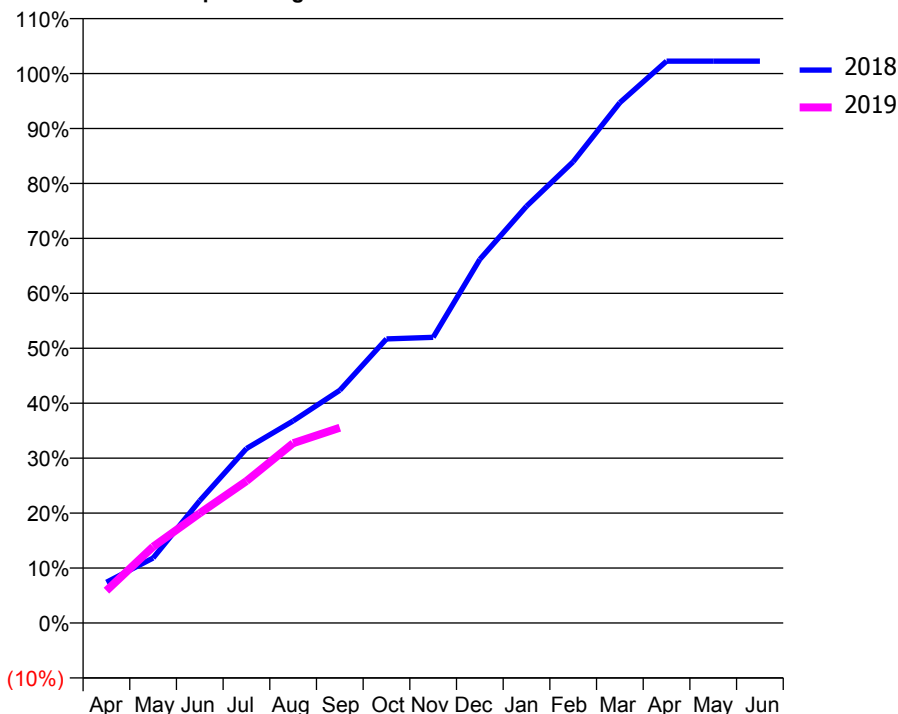
ACCESS*

Patients seen in 24 months	Total	Change since previous quarter
Quarter ending September 2017	1,778	
Quarter ending December 2017	1,646	↓
Quarter ending March 2018	1,572	↓
Quarter ending June 2018	1,438	↓
Quarter ending September 2018	1,332	↓
Variance since September 2017	(25.1%)	↓



ACTIVITY

Cumulative percentage of contracted UDA delivered 2018 & 2019



Adjusted Scheduled Activity (UDA)

Month	2018	2019
April	304	241
May	485	570
June	913	819
July	1,301	1,058
August	1,507	1,341
September	1,735	1,456
October	2,119	
November	2,131	
December	2,712	
January	3,108	
February	3,440	
March	3,881	
April	4,190	
May	4,190	
June	4,190	

QUALITY

	Quantity	Base Number	Contract	AT	Region	England
% of FP17s for the same patient ID Re-attending within 3 months - Children	41	360	11.4%	10.5%	11.5%	11.6%
% of FP17s for the same patient ID Re-attending within 3 months - Adults	73	360	20.3%	15.7%	16.5%	15.5%
% of FP17s for the same patient ID Re-attending between 3 & 9 months - Children	165	360	45.8%	44.8%	48.5%	58.8%
% of FP17s for the same patient ID Re-attending between 3 & 9 months - Adults	167	360	46.4%	37.0%	39.1%	51.1%
% of FP17s for Band 1 Urgent Courses	77	598	12.9%	10.9%	10.6%	9.0%
% of FP17s Relating to Free Repair or Replacements	3	598	0.5%	0.5%	0.5%	0.8%
% of FP17s Relating to Continuations	11	598	1.8%	0.7%	0.7%	0.9%
% of Patients satisfied with the dentistry they have received	2	2	N/A	90.7%	90.5%	93.3%
% of Patients satisfied with the time they had to wait for an appointment	0	2	N/A	82.5%	85.1%	88.9%

* This is based on patients treated on this contract for their most recent course of treatment. Figures in italics indicate the base number of FP17s or Patient Questionnaire responses are less than 100. N/A is shown where the base number of responses is less than 10 during the period. % is calculated as Quantity/Base number*100

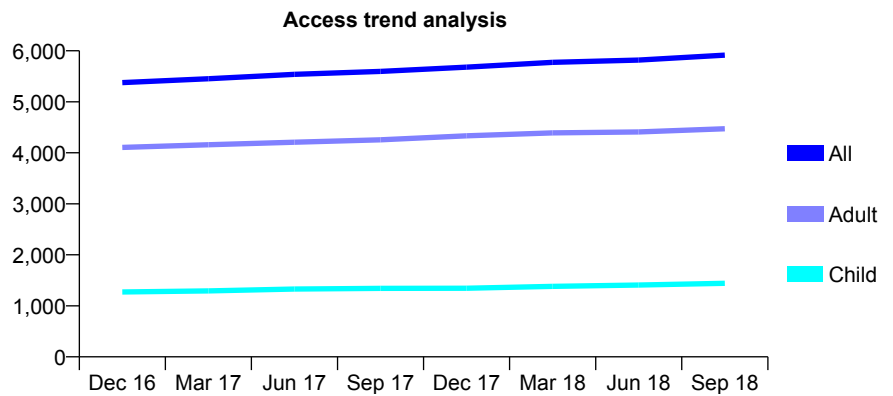
Q61 - Vital Signs At a Glance Contract Report for 173231/0001 - September 2018

Name or company name	S Shah and A Patel
Contract type name	GDS Contract
Purpose of contract	General
Contract start date	22/08/2013
Contract end date	

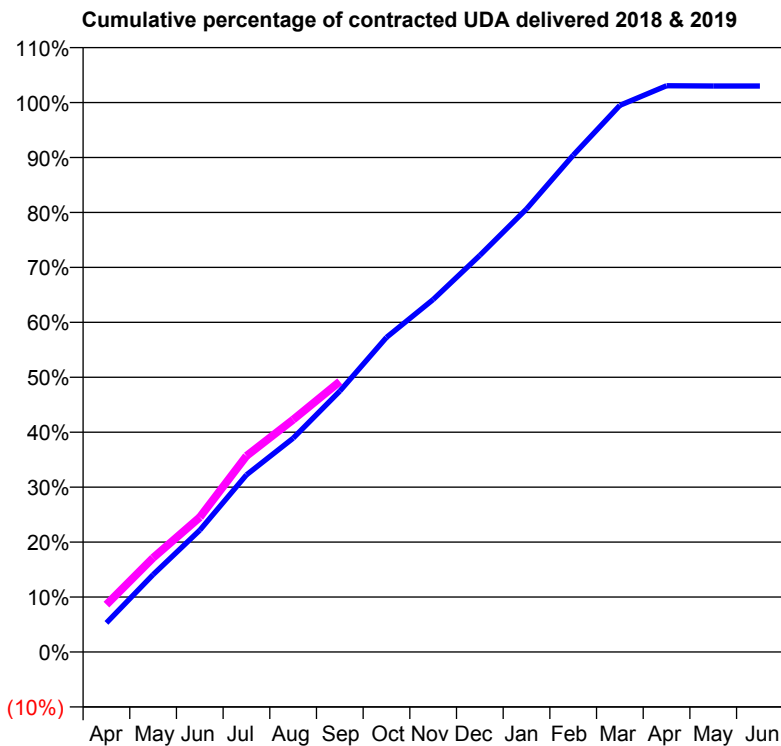
18/19 Contracted general activity (UDA)	14,477
Carry forward general activity (UDA)	-290
18/19 Contracted orthodontic activity (UOA)	0
Carry forward orthodontic activity (UOA)	0
Baseline contract value	£342,106.38

ACCESS*

Patients seen in 24 months	Total	Change since previous quarter
Quarter ending September 2017	5,597	
Quarter ending December 2017	5,679	→
Quarter ending March 2018	5,773	→
Quarter ending June 2018	5,818	→
Quarter ending September 2018	5,916	→
Variance since September 2017	5.7%	↑



ACTIVITY



Month	Adjusted Scheduled Activity (UDA)	
	2018	2019
April	769	1,249
May	2,038	2,482
June	3,210	3,550
July	4,668	5,166
August	5,632	6,123
September	6,872	7,125
October	8,289	
November	9,287	
December	10,451	
January	11,674	
February	13,089	
March	14,404	
April	14,918	
May	14,913	
June	14,910	

QUALITY

	Quantity	Base Number	Contract	AT	Region	England
% of FP17s for the same patient ID Re-attending within 3 months - Children	80	1,015	7.9%	10.5%	11.5%	11.6%
% of FP17s for the same patient ID Re-attending within 3 months - Adults	364	2,501	14.6%	15.7%	16.5%	15.5%
% of FP17s for the same patient ID Re-attending between 3 & 9 months - Children	513	1,015	50.5%	44.8%	48.5%	58.8%
% of FP17s for the same patient ID Re-attending between 3 & 9 months - Adults	1,043	2,501	41.7%	37.0%	39.1%	51.1%
% of FP17s for Band 1 Urgent Courses	336	3,278	10.3%	10.9%	10.6%	9.0%
% of FP17s Relating to Free Repair or Replacements	24	3,278	0.7%	0.5%	0.5%	0.8%
% of FP17s Relating to Continuations	9	3,278	0.3%	0.7%	0.7%	0.9%
% of Patients satisfied with the dentistry they have received	4	4	N/A	90.7%	90.5%	93.3%
% of Patients satisfied with the time they had to wait for an appointment	4	4	N/A	82.5%	85.1%	88.9%

* This is based on patients treated on this contract for their most recent course of treatment. Figures in italics indicate the base number of FP17s or Patient Questionnaire responses are less than 100. N/A is shown where the base number of responses is less than 10 during the period. % is calculated as Quantity/Base number*100

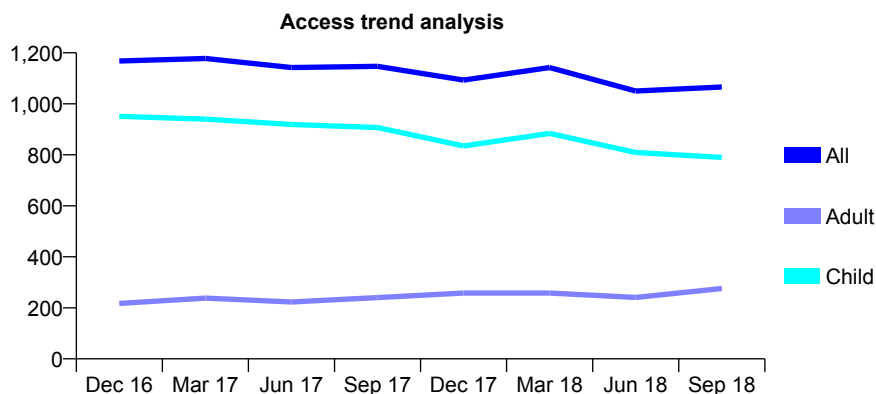
Q61 - Vital Signs At a Glance Contract Report for 174122/0001 - September 2018

Name or company name	Mr Matthew Power, Mrs Nicola Power and M
Contract type name	GDS Contract
Purpose of contract	General and Orthodontic
Contract start date	01/11/2010
Contract end date	

18/19 Contracted general activity (UDA)	529
Carry forward general activity (UDA)	-11
18/19 Contracted orthodontic activity (UOA)	10,864
Carry forward orthodontic activity (UOA)	-217
Baseline contract value	£762,075.58

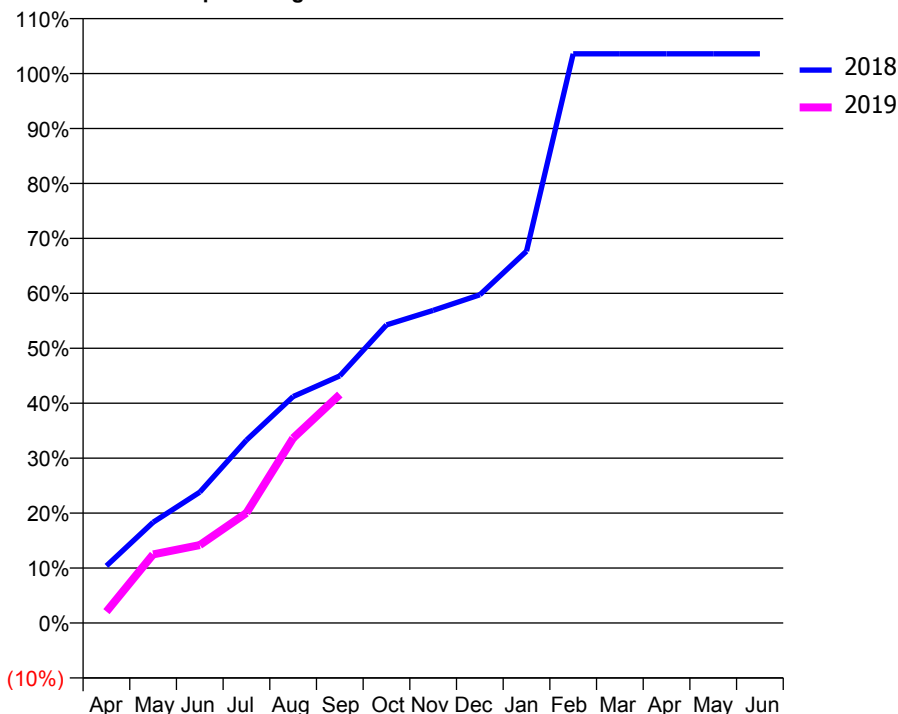
ACCESS*

Patients seen in 24 months	Total	Change since previous quarter
Quarter ending September 2017	1,147	
Quarter ending December 2017	1,093	↓
Quarter ending March 2018	1,142	↑
Quarter ending June 2018	1,050	↓
Quarter ending September 2018	1,066	→
Variance since September 2017	(7.1%)	↓



ACTIVITY

Cumulative percentage of contracted UDA delivered 2018 & 2019



Adjusted Scheduled Activity (UDA)

Month	2018	2019
April	55	11
May	97	66
June	126	75
July	176	106
August	218	178
September	238	220
October	287	
November	301	
December	316	
January	358	
February	548	
March	548	
April	548	
May	548	
June	548	

QUALITY

	Quantity	Base Number	Contract	AT	Region	England
% of FP17s for the same patient ID Re-attending within 3 months - Children	23	652	3.5%	10.5%	11.5%	11.6%
% of FP17s for the same patient ID Re-attending within 3 months - Adults	1	81	1.2%	15.7%	16.5%	15.5%
% of FP17s for the same patient ID Re-attending between 3 & 9 months - Children	55	652	8.4%	44.8%	48.5%	58.8%
% of FP17s for the same patient ID Re-attending between 3 & 9 months - Adults	4	81	4.9%	37.0%	39.1%	51.1%
% of FP17s for Band 1 Urgent Courses	0	179	0.0%	10.9%	10.6%	9.0%
% of FP17s Relating to Free Repair or Replacements	0	179	0.0%	0.5%	0.5%	0.8%
% of FP17s Relating to Continuations	0	179	0.0%	0.7%	0.7%	0.9%
% of Patients satisfied with the dentistry they have received	0	0	N/A	90.7%	90.5%	93.3%
% of Patients satisfied with the time they had to wait for an appointment	0	0	N/A	82.5%	85.1%	88.9%

* This is based on patients treated on this contract for their most recent course of treatment. Figures in italics indicate the base number of FP17s or Patient Questionnaire responses are less than 100. N/A is shown where the base number of responses is less than 10 during the period. % is calculated as Quantity/Base number*100

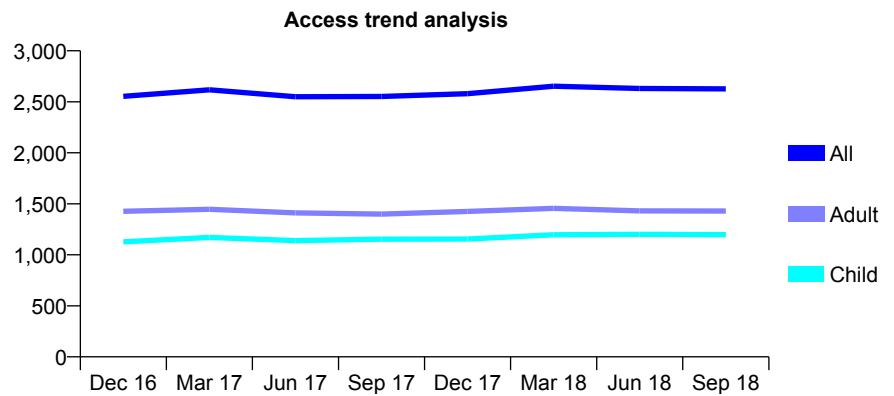
Q61 - Vital Signs At a Glance Contract Report for 175773/0001 - September 2018

Name or company name	Mr Monsur Hannan & Mr Amin Mandegarar
Contract type name	GDS Contract
Purpose of contract	General
Contract start date	01/04/2008
Contract end date	

18/19 Contracted general activity (UDA)	5,256
Carry forward general activity (UDA)	0
18/19 Contracted orthodontic activity (UOA)	0
Carry forward orthodontic activity (UOA)	0
Baseline contract value	£144,676.12

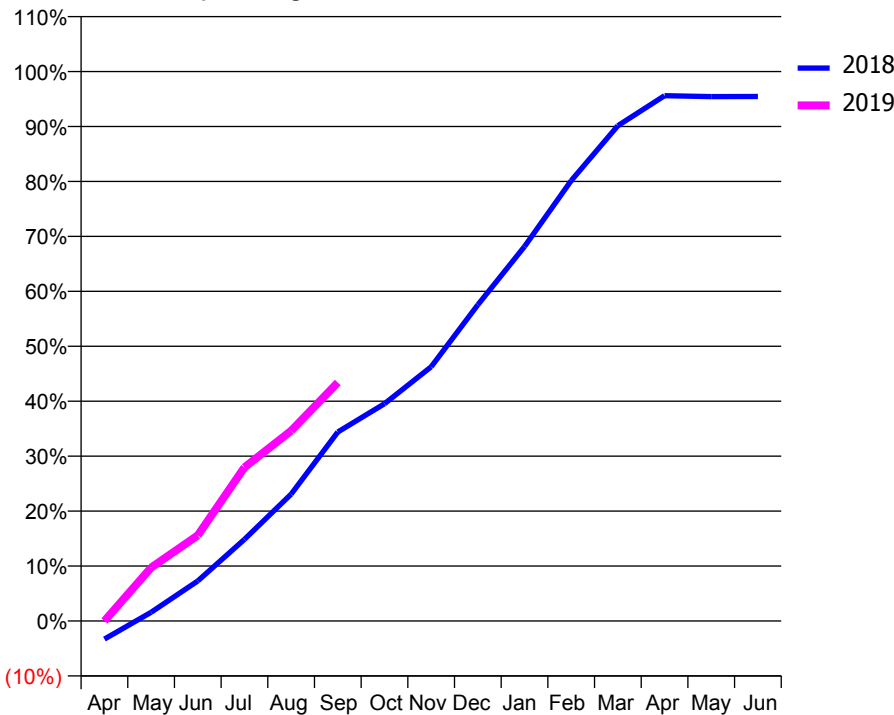
ACCESS*

Patients seen in 24 months	Total	Change since previous quarter
Quarter ending September 2017	2,552	
Quarter ending December 2017	2,580	→
Quarter ending March 2018	2,653	↑
Quarter ending June 2018	2,631	→
Quarter ending September 2018	2,627	→
Variance since September 2017	2.9%	↑



ACTIVITY

Cumulative percentage of contracted UDA delivered 2018 & 2019



Month	Adjusted Scheduled Activity (UDA)	
	2018	2019
April	-174	0
May	83	511
June	384	820
July	782	1,470
August	1,214	1,819
September	1,808	2,281
October	2,078	
November	2,431	
December	3,025	
January	3,582	
February	4,213	
March	4,738	
April	5,025	
May	5,016	
June	5,017	

QUALITY

	Quantity	Base Number	Contract	AT	Region	England
% of FP17s for the same patient ID Re-attending within 3 months - Children	49	720	6.8%	10.5%	11.5%	11.6%
% of FP17s for the same patient ID Re-attending within 3 months - Adults	93	625	14.9%	15.7%	16.5%	15.5%
% of FP17s for the same patient ID Re-attending between 3 & 9 months - Children	360	720	50.0%	44.8%	48.5%	58.8%
% of FP17s for the same patient ID Re-attending between 3 & 9 months - Adults	214	625	34.2%	37.0%	39.1%	51.1%
% of FP17s for Band 1 Urgent Courses	134	1,229	10.9%	10.9%	10.6%	9.0%
% of FP17s Relating to Free Repair or Replacements	3	1,229	0.2%	0.5%	0.5%	0.8%
% of FP17s Relating to Continuations	0	1,229	0.0%	0.7%	0.7%	0.9%
% of Patients satisfied with the dentistry they have received	1	1	N/A	90.7%	90.5%	93.3%
% of Patients satisfied with the time they had to wait for an appointment	1	1	N/A	82.5%	85.1%	88.9%

* This is based on patients treated on this contract for their most recent course of treatment. Figures in italics indicate the base number of FP17s or Patient Questionnaire responses are less than 100. N/A is shown where the base number of responses is less than 10 during the period. % is calculated as Quantity/Base number*100

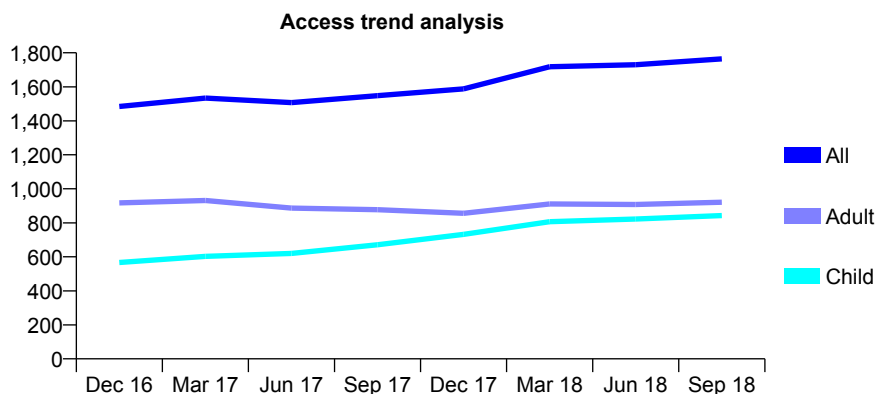
Q61 - Vital Signs At a Glance Contract Report for 176230/0001 - September 2018

Name or company name	Bell Lane Smile Dental Practice
Contract type name	GDS Contract
Purpose of contract	General
Contract start date	01/11/2014
Contract end date	

18/19 Contracted general activity (UDA)	5,430
Carry forward general activity (UDA)	-19
18/19 Contracted orthodontic activity (UOA)	0
Carry forward orthodontic activity (UOA)	0
Baseline contract value	£153,929.88

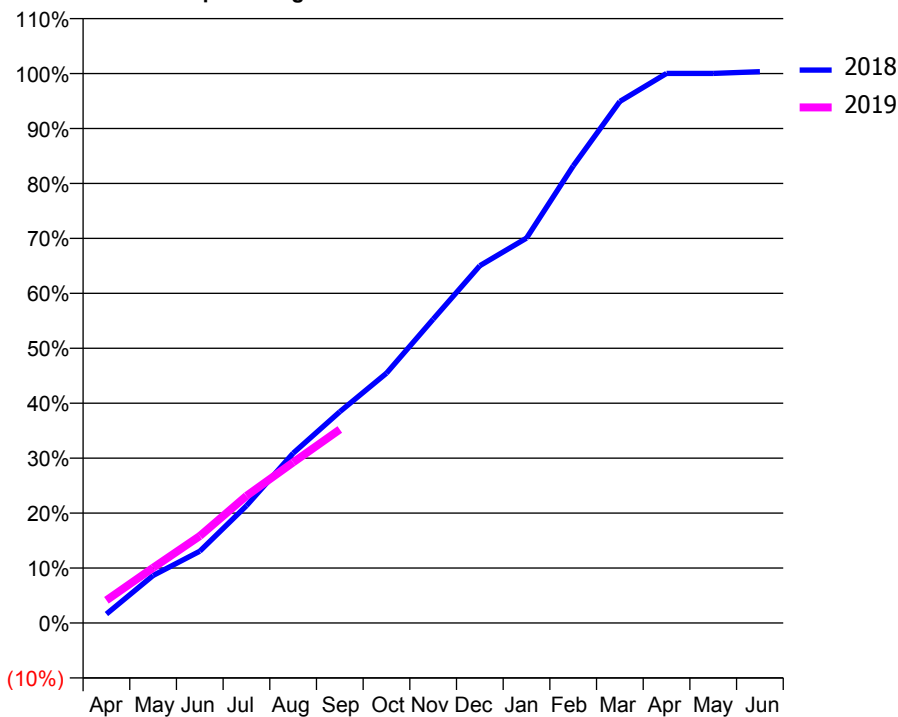
ACCESS*

Patients seen in 24 months	Total	Change since previous quarter
Quarter ending September 2017	1,548	
Quarter ending December 2017	1,588	↑
Quarter ending March 2018	1,718	↑
Quarter ending June 2018	1,730	→
Quarter ending September 2018	1,764	→
Variance since September 2017	14.0%	↑



ACTIVITY

Cumulative percentage of contracted UDA delivered 2018 & 2019



Month	Adjusted Scheduled Activity (UDA)	
	2018	2019
April	89	225
May	470	546
June	709	860
July	1,159	1,256
August	1,678	1,587
September	2,088	1,913
October	2,468	
November	3,002	
December	3,531	
January	3,803	
February	4,516	
March	5,154	
April	5,431	
May	5,431	
June	5,449	

QUALITY

	Quantity	Base Number	Contract	AT	Region	England
% of FP17s for the same patient ID Re-attending within 3 months - Children	96	786	12.2%	10.5%	11.5%	11.6%
% of FP17s for the same patient ID Re-attending within 3 months - Adults	65	417	15.6%	15.7%	16.5%	15.5%
% of FP17s for the same patient ID Re-attending between 3 & 9 months - Children	498	786	63.4%	44.8%	48.5%	58.8%
% of FP17s for the same patient ID Re-attending between 3 & 9 months - Adults	134	417	32.1%	37.0%	39.1%	51.1%
% of FP17s for Band 1 Urgent Courses	21	844	2.5%	10.9%	10.6%	9.0%
% of FP17s Relating to Free Repair or Replacements	1	844	0.1%	0.5%	0.5%	0.8%
% of FP17s Relating to Continuations	5	844	0.6%	0.7%	0.7%	0.9%
% of Patients satisfied with the dentistry they have received	1	1	N/A	90.7%	90.5%	93.3%
% of Patients satisfied with the time they had to wait for an appointment	1	1	N/A	82.5%	85.1%	88.9%

* This is based on patients treated on this contract for their most recent course of treatment. Figures in italics indicate the base number of FP17s or Patient Questionnaire responses are less than 100. N/A is shown where the base number of responses is less than 10 during the period. % is calculated as Quantity/Base number*100

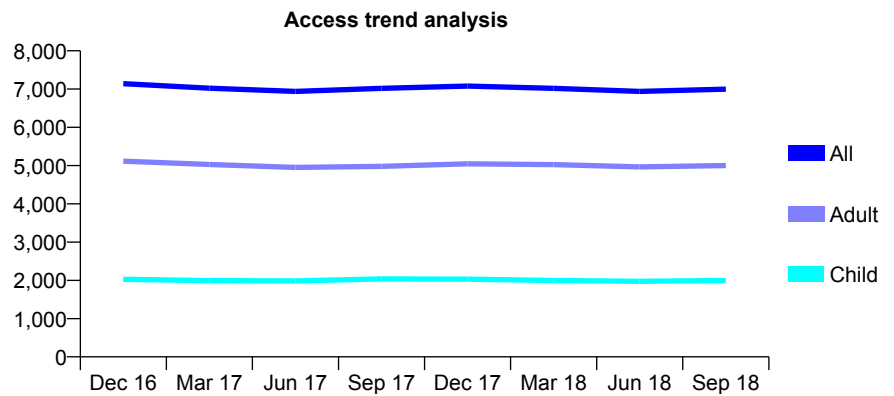
Q61 - Vital Signs At a Glance Contract Report for 176729/0001 - September 2018

Name or company name	S Cowley, R Ingham and J Angelo
Contract type name	GDS Contract
Purpose of contract	General
Contract start date	01/12/2011
Contract end date	

18/19 Contracted general activity (UDA)	18,762
Carry forward general activity (UDA)	-375
18/19 Contracted orthodontic activity (UOA)	0
Carry forward orthodontic activity (UOA)	0
Baseline contract value	£500,398.72

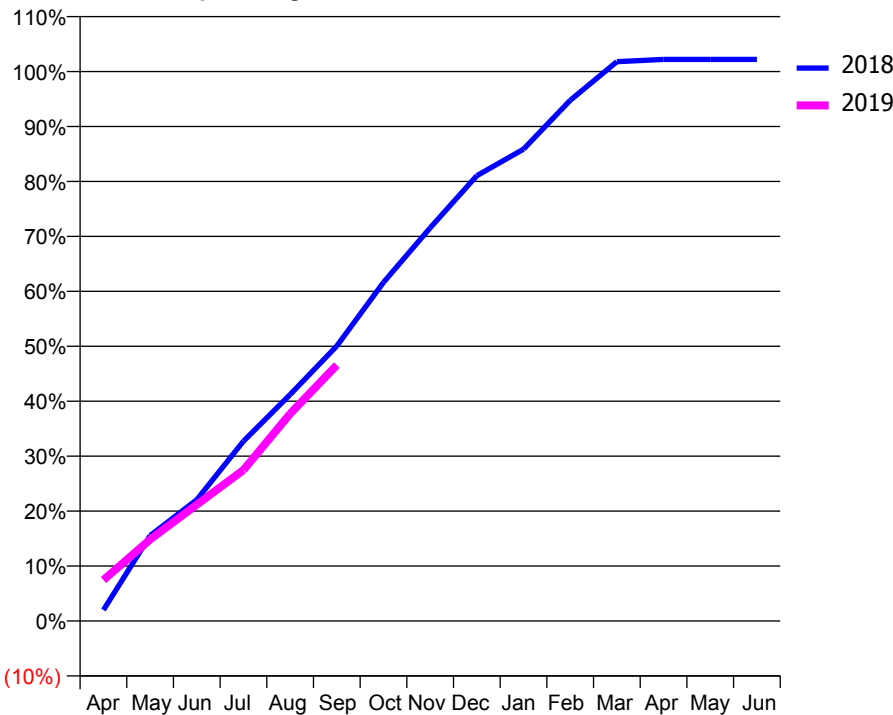
ACCESS*

Patients seen in 24 months	Total	Change since previous quarter
Quarter ending September 2017	7,018	
Quarter ending December 2017	7,078	→
Quarter ending March 2018	7,019	→
Quarter ending June 2018	6,938	↓
Quarter ending September 2018	6,997	→
Variance since September 2017	(0.3%)	→



ACTIVITY

Cumulative percentage of contracted UDA delivered 2018 & 2019



Month	Adjusted Scheduled Activity (UDA)	
	2018	2019
April	375	1,399
May	2,916	2,783
June	4,139	3,975
July	6,139	5,156
August	7,732	7,078
September	9,391	8,740
October	11,562	
November	13,425	
December	15,203	
January	16,109	
February	17,777	
March	19,095	
April	19,176	
May	19,175	
June	19,175	

QUALITY

	Quantity	Base Number	Contract	AT	Region	England
% of FP17s for the same patient ID Re-attending within 3 months - Children	77	1,151	6.7%	10.5%	11.5%	11.6%
% of FP17s for the same patient ID Re-attending within 3 months - Adults	240	2,191	11.0%	15.7%	16.5%	15.5%
% of FP17s for the same patient ID Re-attending between 3 & 9 months - Children	447	1,151	38.8%	44.8%	48.5%	58.8%
% of FP17s for the same patient ID Re-attending between 3 & 9 months - Adults	580	2,191	26.5%	37.0%	39.1%	51.1%
% of FP17s for Band 1 Urgent Courses	259	3,309	7.8%	10.9%	10.6%	9.0%
% of FP17s Relating to Free Repair or Replacements	11	3,309	0.3%	0.5%	0.5%	0.8%
% of FP17s Relating to Continuations	55	3,309	1.7%	0.7%	0.7%	0.9%
% of Patients satisfied with the dentistry they have received	0	0	N/A	90.7%	90.5%	93.3%
% of Patients satisfied with the time they had to wait for an appointment	0	0	N/A	82.5%	85.1%	88.9%

* This is based on patients treated on this contract for their most recent course of treatment. Figures in italics indicate the base number of FP17s or Patient Questionnaire responses are less than 100. N/A is shown where the base number of responses is less than 10 during the period. % is calculated as Quantity/Base number*100

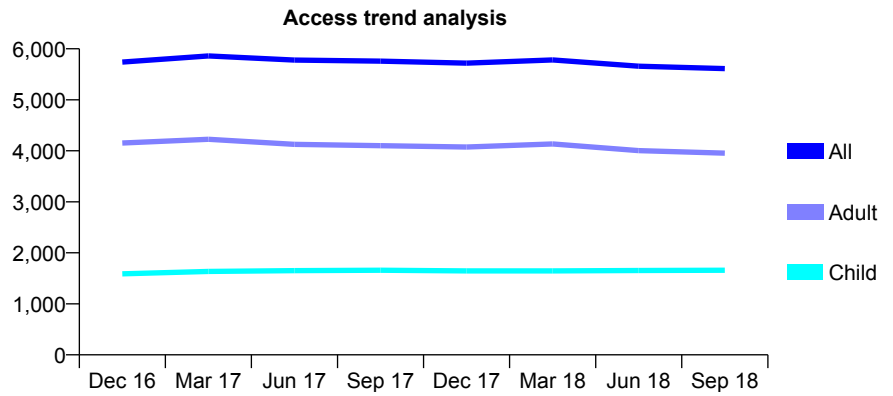
Q61 - Vital Signs At a Glance Contract Report for 177180/0001 - September 2018

Name or company name	Cosmo Clinic Ltd.
Contract type name	GDS Contract
Purpose of contract	General
Contract start date	01/05/2010
Contract end date	

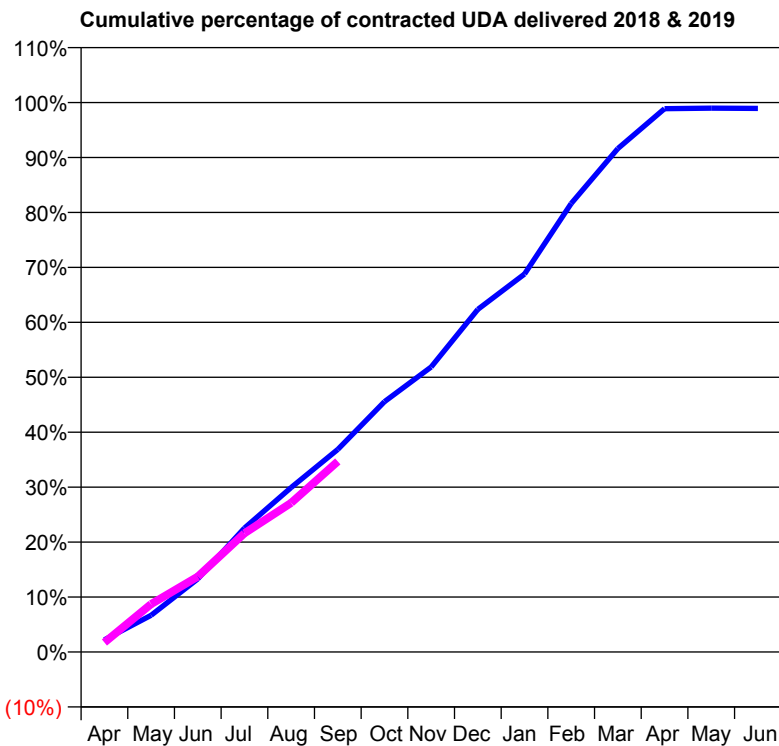
18/19 Contracted general activity (UDA)	21,931
Carry forward general activity (UDA)	237
18/19 Contracted orthodontic activity (UOA)	0
Carry forward orthodontic activity (UOA)	0
Baseline contract value	£613,430.85

ACCESS*

Patients seen in 24 months	Total	Change since previous quarter
Quarter ending September 2017	5,759	
Quarter ending December 2017	5,720	→
Quarter ending March 2018	5,782	→
Quarter ending June 2018	5,659	↓
Quarter ending September 2018	5,612	→
Variance since September 2017	(2.6%)	↓



ACTIVITY



Month	Adjusted Scheduled Activity (UDA)	
	2018	2019
April	485	381
May	1,467	1,911
June	2,921	3,012
July	4,946	4,738
August	6,566	5,955
September	8,089	7,610
October	9,992	
November	11,376	
December	13,674	
January	15,084	
February	17,898	
March	20,091	
April	21,684	
May	21,706	
June	21,694	

QUALITY

	Quantity	Base Number	Contract	AT	Region	England
% of FP17s for the same patient ID Re-attending within 3 months - Children	85	867	9.8%	10.5%	11.5%	11.6%
% of FP17s for the same patient ID Re-attending within 3 months - Adults	308	1,798	17.1%	15.7%	16.5%	15.5%
% of FP17s for the same patient ID Re-attending between 3 & 9 months - Children	253	867	29.2%	44.8%	48.5%	58.8%
% of FP17s for the same patient ID Re-attending between 3 & 9 months - Adults	520	1,798	28.9%	37.0%	39.1%	51.1%
% of FP17s for Band 1 Urgent Courses	220	2,310	9.5%	10.9%	10.6%	9.0%
% of FP17s Relating to Free Repair or Replacements	9	2,310	0.4%	0.5%	0.5%	0.8%
% of FP17s Relating to Continuations	2	2,310	0.1%	0.7%	0.7%	0.9%
% of Patients satisfied with the dentistry they have received	1	1	N/A	90.7%	90.5%	93.3%
% of Patients satisfied with the time they had to wait for an appointment	1	1	N/A	82.5%	85.1%	88.9%

* This is based on patients treated on this contract for their most recent course of treatment. Figures in italics indicate the base number of FP17s or Patient Questionnaire responses are less than 100. N/A is shown where the base number of responses is less than 10 during the period. % is calculated as Quantity/Base number*100

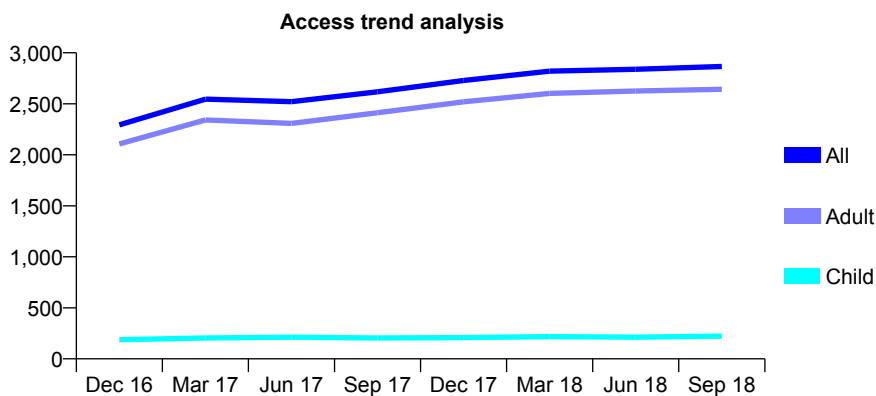
Q61 - Vital Signs At a Glance Contract Report for 177431/0001 - September 2018

Name or company name	Mr H Al-Hariri & Mrs N Al-Hariri
Contract type name	GDS Contract
Purpose of contract	General
Contract start date	01/04/2015
Contract end date	

18/19 Contracted general activity (UDA)	5,441
Carry forward general activity (UDA)	-91
18/19 Contracted orthodontic activity (UOA)	0
Carry forward orthodontic activity (UOA)	0
Baseline contract value	£173,127.99

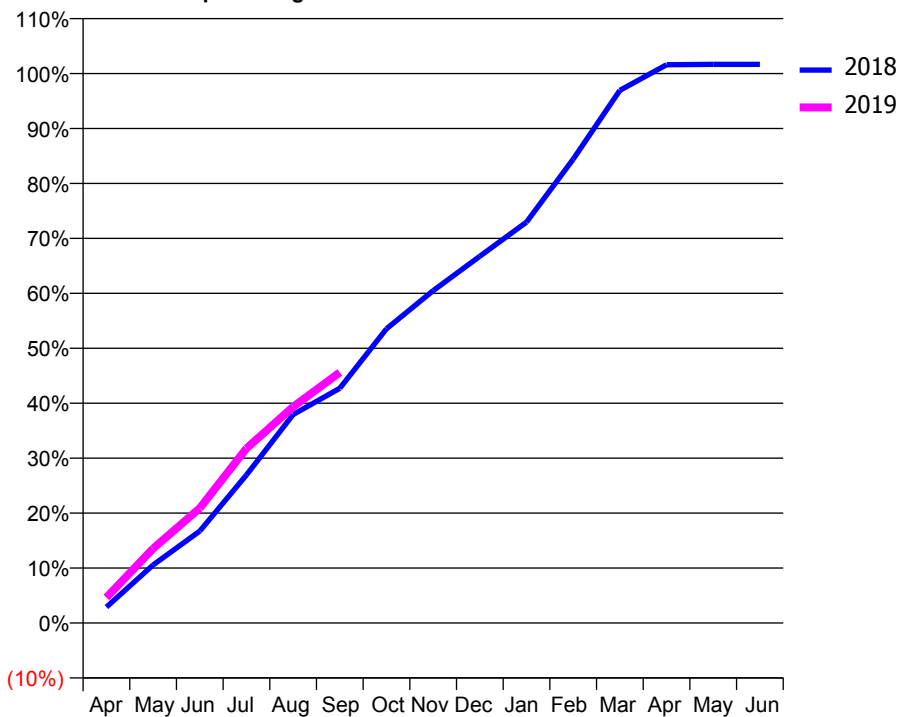
ACCESS*

Patients seen in 24 months	Total	Change since previous quarter
Quarter ending September 2017	2,617	
Quarter ending December 2017	2,729	↑
Quarter ending March 2018	2,820	↑
Quarter ending June 2018	2,838	→
Quarter ending September 2018	2,866	→
Variance since September 2017	9.5%	↑



ACTIVITY

Cumulative percentage of contracted UDA delivered 2018 & 2019



Adjusted Scheduled Activity (UDA)

Month	2018	2019
April	157	253
May	576	737
June	911	1,138
July	1,467	1,729
August	2,065	2,140
September	2,324	2,481
October	2,914	
November	3,291	
December	3,632	
January	3,970	
February	4,593	
March	5,274	
April	5,527	
May	5,531	
June	5,532	

QUALITY

	Quantity	Base Number	Contract	AT	Region	England
% of FP17s for the same patient ID Re-attending within 3 months - Children	2	115	1.7%	10.5%	11.5%	11.6%
% of FP17s for the same patient ID Re-attending within 3 months - Adults	75	1,188	6.3%	15.7%	16.5%	15.5%
% of FP17s for the same patient ID Re-attending between 3 & 9 months - Children	31	115	27.0%	44.8%	48.5%	58.8%
% of FP17s for the same patient ID Re-attending between 3 & 9 months - Adults	249	1,188	21.0%	37.0%	39.1%	51.1%
% of FP17s for Band 1 Urgent Courses	190	1,187	16.0%	10.9%	10.6%	9.0%
% of FP17s Relating to Free Repair or Replacements	4	1,187	0.3%	0.5%	0.5%	0.8%
% of FP17s Relating to Continuations	2	1,187	0.2%	0.7%	0.7%	0.9%
% of Patients satisfied with the dentistry they have received	2	2	N/A	90.7%	90.5%	93.3%
% of Patients satisfied with the time they had to wait for an appointment	2	2	N/A	82.5%	85.1%	88.9%

* This is based on patients treated on this contract for their most recent course of treatment. Figures in italics indicate the base number of FP17s or Patient Questionnaire responses are less than 100. N/A is shown where the base number of responses is less than 10 during the period. % is calculated as Quantity/Base number*100

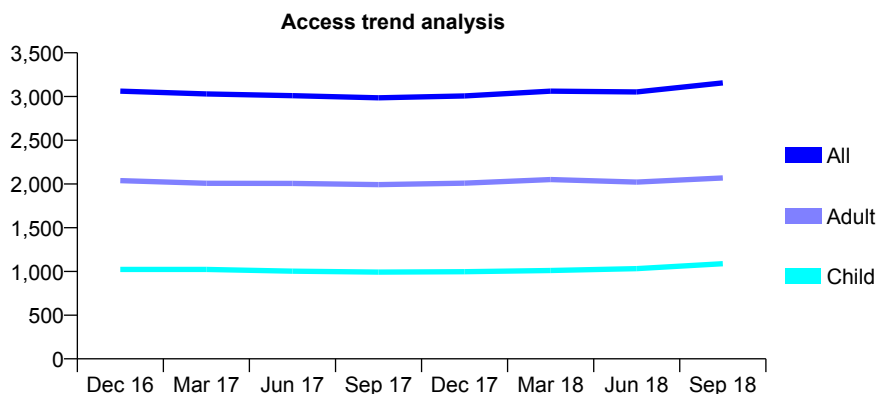
Q61 - Vital Signs At a Glance Contract Report for 177660/0001 - September 2018

Name or company name	Fladbury Dental Surgery
Contract type name	GDS Contract
Purpose of contract	General
Contract start date	01/03/2012
Contract end date	

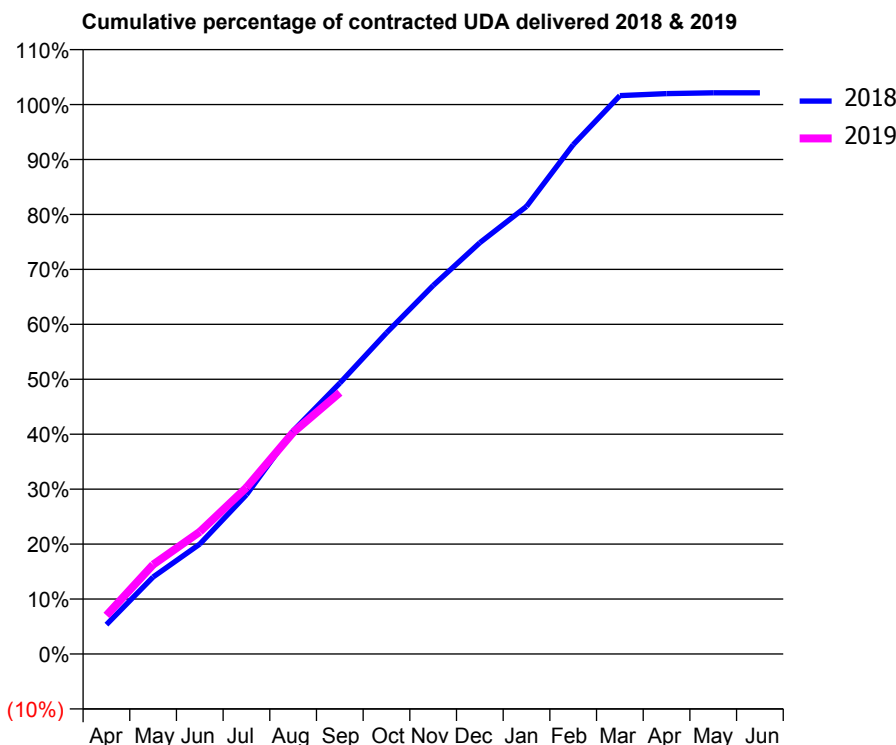
18/19 Contracted general activity (UDA)	9,916
Carry forward general activity (UDA)	-198
18/19 Contracted orthodontic activity (UOA)	0
Carry forward orthodontic activity (UOA)	0
Baseline contract value	£261,697.26

ACCESS*

Patients seen in 24 months	Total	Change since previous quarter
Quarter ending September 2017	2,985	
Quarter ending December 2017	3,006	→
Quarter ending March 2018	3,062	→
Quarter ending June 2018	3,052	→
Quarter ending September 2018	3,156	↑
Variance since September 2017	5.7%	↑



ACTIVITY



Month	Adjusted Scheduled Activity (UDA)	
	2018	2019
April	531	697
May	1,389	1,613
June	1,985	2,205
July	2,875	3,005
August	4,026	3,998
September	4,889	4,717
October	5,796	
November	6,651	
December	7,423	
January	8,077	
February	9,191	
March	10,077	
April	10,113	
May	10,126	
June	10,126	

QUALITY

	Quantity	Base Number	Contract	AT	Region	England
% of FP17s for the same patient ID Re-attending within 3 months - Children	67	770	8.7%	10.5%	11.5%	11.6%
% of FP17s for the same patient ID Re-attending within 3 months - Adults	269	1,314	20.5%	15.7%	16.5%	15.5%
% of FP17s for the same patient ID Re-attending between 3 & 9 months - Children	385	770	50.0%	44.8%	48.5%	58.8%
% of FP17s for the same patient ID Re-attending between 3 & 9 months - Adults	537	1,314	40.9%	37.0%	39.1%	51.1%
% of FP17s for Band 1 Urgent Courses	316	2,061	15.3%	10.9%	10.6%	9.0%
% of FP17s Relating to Free Repair or Replacements	15	2,061	0.7%	0.5%	0.5%	0.8%
% of FP17s Relating to Continuations	18	2,061	0.9%	0.7%	0.7%	0.9%
% of Patients satisfied with the dentistry they have received	2	2	N/A	90.7%	90.5%	93.3%
% of Patients satisfied with the time they had to wait for an appointment	2	2	N/A	82.5%	85.1%	88.9%

* This is based on patients treated on this contract for their most recent course of treatment. Figures in italics indicate the base number of FP17s or Patient Questionnaire responses are less than 100. N/A is shown where the base number of responses is less than 10 during the period. % is calculated as Quantity/Base number*100

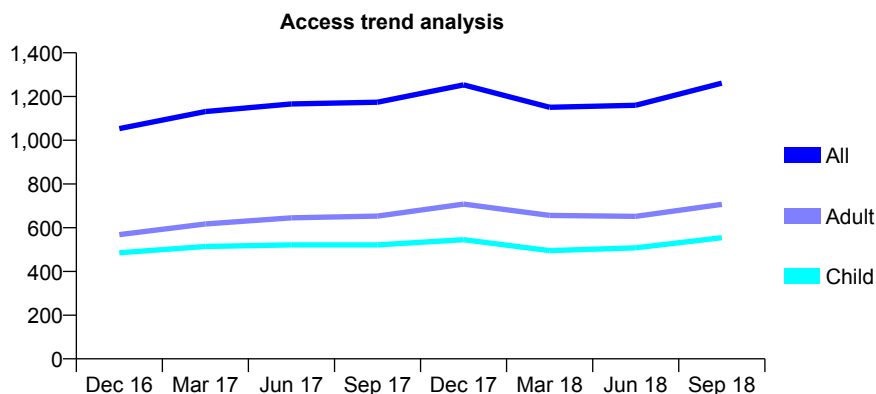
Q61 - Vital Signs At a Glance Contract Report for 177695/0001 - September 2018

Name or company name	Mr Ajay Joshi and Mr Karn Kapil
Contract type name	GDS Contract
Purpose of contract	General
Contract start date	01/04/2015
Contract end date	

18/19 Contracted general activity (UDA)	3,738
Carry forward general activity (UDA)	-73
18/19 Contracted orthodontic activity (UOA)	0
Carry forward orthodontic activity (UOA)	0
Baseline contract value	£119,046.07

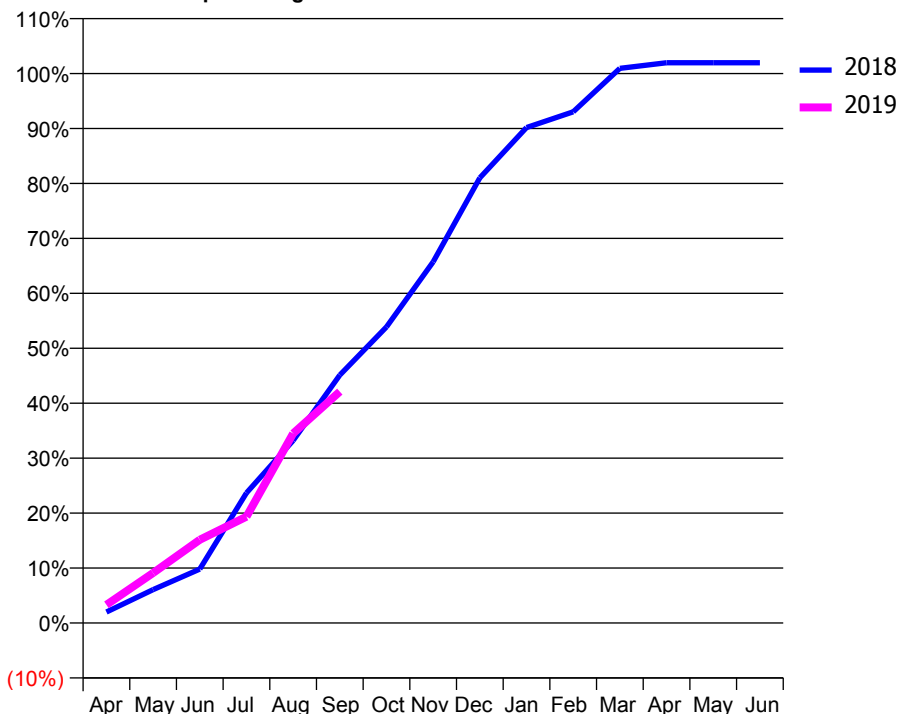
ACCESS*

Patients seen in 24 months	Total	Change since previous quarter
Quarter ending September 2017	1,174	
Quarter ending December 2017	1,253	↑
Quarter ending March 2018	1,151	↓
Quarter ending June 2018	1,160	→
Quarter ending September 2018	1,261	↑
Variance since September 2017	7.4%	↑



ACTIVITY

Cumulative percentage of contracted UDA delivered 2018 & 2019



Adjusted Scheduled Activity (UDA)		
Month	2018	2019
April	75	124
May	228	340
June	367	566
July	885	724
August	1,242	1,289
September	1,687	1,575
October	2,015	
November	2,457	
December	3,029	
January	3,370	
February	3,477	
March	3,773	
April	3,811	
May	3,811	
June	3,811	

QUALITY

	Quantity	Base Number	Contract	AT	Region	England
% of FP17s for the same patient ID Re-attending within 3 months - Children	10	304	3.3%	10.5%	11.5%	11.6%
% of FP17s for the same patient ID Re-attending within 3 months - Adults	24	337	7.1%	15.7%	16.5%	15.5%
% of FP17s for the same patient ID Re-attending between 3 & 9 months - Children	35	304	11.5%	44.8%	48.5%	58.8%
% of FP17s for the same patient ID Re-attending between 3 & 9 months - Adults	25	337	7.4%	37.0%	39.1%	51.1%
% of FP17s for Band 1 Urgent Courses	123	624	19.7%	10.9%	10.6%	9.0%
% of FP17s Relating to Free Repair or Replacements	0	624	0.0%	0.5%	0.5%	0.8%
% of FP17s Relating to Continuations	1	624	0.2%	0.7%	0.7%	0.9%
% of Patients satisfied with the dentistry they have received	0	0	N/A	90.7%	90.5%	93.3%
% of Patients satisfied with the time they had to wait for an appointment	0	0	N/A	82.5%	85.1%	88.9%

* This is based on patients treated on this contract for their most recent course of treatment. Figures in italics indicate the base number of FP17s or Patient Questionnaire responses are less than 100. N/A is shown where the base number of responses is less than 10 during the period. % is calculated as Quantity/Base number*100

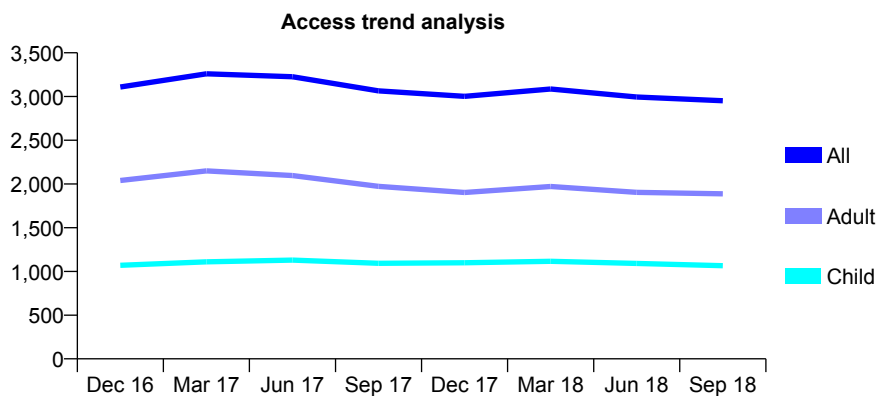
Q61 - Vital Signs At a Glance Contract Report for 178527/0001 - September 2018

Name or company name	Golders Green Dental Care
Contract type name	GDS Contract
Purpose of contract	General
Contract start date	01/04/2015
Contract end date	

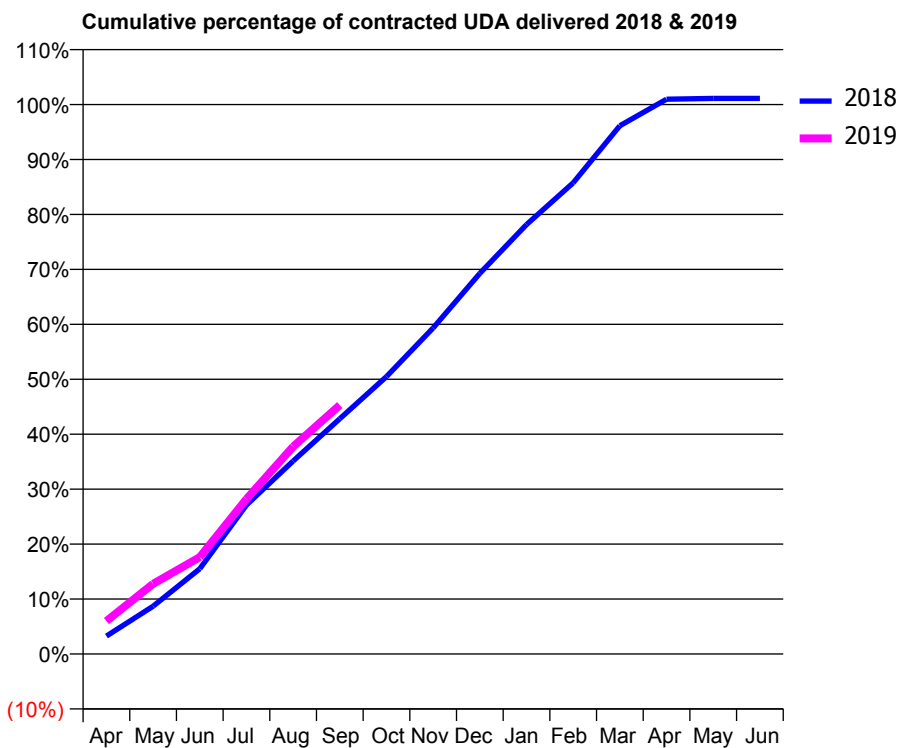
18/19 Contracted general activity (UDA)	9,424
Carry forward general activity (UDA)	-104
18/19 Contracted orthodontic activity (UOA)	0
Carry forward orthodontic activity (UOA)	0
Baseline contract value	£280,507.45

ACCESS*

Patients seen in 24 months	Total	Change since previous quarter
Quarter ending September 2017	3,065	
Quarter ending December 2017	3,002	↓
Quarter ending March 2018	3,086	↑
Quarter ending June 2018	2,995	↓
Quarter ending September 2018	2,952	↓
Variance since September 2017	(3.7%)	↓



ACTIVITY



Month	Adjusted Scheduled Activity (UDA)	
	2018	2019
April	308	565
May	821	1,203
June	1,462	1,662
July	2,555	2,659
August	3,311	3,557
September	4,036	4,268
October	4,758	
November	5,592	
December	6,528	
January	7,365	
February	8,080	
March	9,060	
April	9,515	
May	9,528	
June	9,528	

QUALITY

	Quantity	Base Number	Contract	AT	Region	England
% of FP17s for the same patient ID Re-attending within 3 months - Children	84	695	12.1%	10.5%	11.5%	11.6%
% of FP17s for the same patient ID Re-attending within 3 months - Adults	200	1,147	17.4%	15.7%	16.5%	15.5%
% of FP17s for the same patient ID Re-attending between 3 & 9 months - Children	363	695	52.2%	44.8%	48.5%	58.8%
% of FP17s for the same patient ID Re-attending between 3 & 9 months - Adults	542	1,147	47.3%	37.0%	39.1%	51.1%
% of FP17s for Band 1 Urgent Courses	141	1,674	8.4%	10.9%	10.6%	9.0%
% of FP17s Relating to Free Repair or Replacements	26	1,674	1.6%	0.5%	0.5%	0.8%
% of FP17s Relating to Continuations	10	1,674	0.6%	0.7%	0.7%	0.9%
% of Patients satisfied with the dentistry they have received	3	3	N/A	90.7%	90.5%	93.3%
% of Patients satisfied with the time they had to wait for an appointment	3	3	N/A	82.5%	85.1%	88.9%

* This is based on patients treated on this contract for their most recent course of treatment. Figures in italics indicate the base number of FP17s or Patient Questionnaire responses are less than 100. N/A is shown where the base number of responses is less than 10 during the period. % is calculated as Quantity/Base number*100

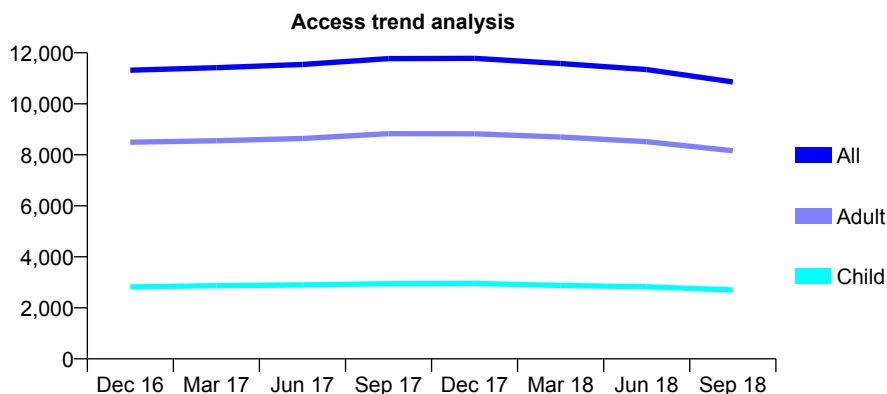
Q61 - Vital Signs At a Glance Contract Report for 178950/0001 - September 2018

Name or company name	MC Dentistry Ltd
Contract type name	GDS Contract
Purpose of contract	General
Contract start date	01/04/2012
Contract end date	

18/19 Contracted general activity (UDA)	36,284
Carry forward general activity (UDA)	0
18/19 Contracted orthodontic activity (UOA)	0
Carry forward orthodontic activity (UOA)	0
Baseline contract value	£989,177.73

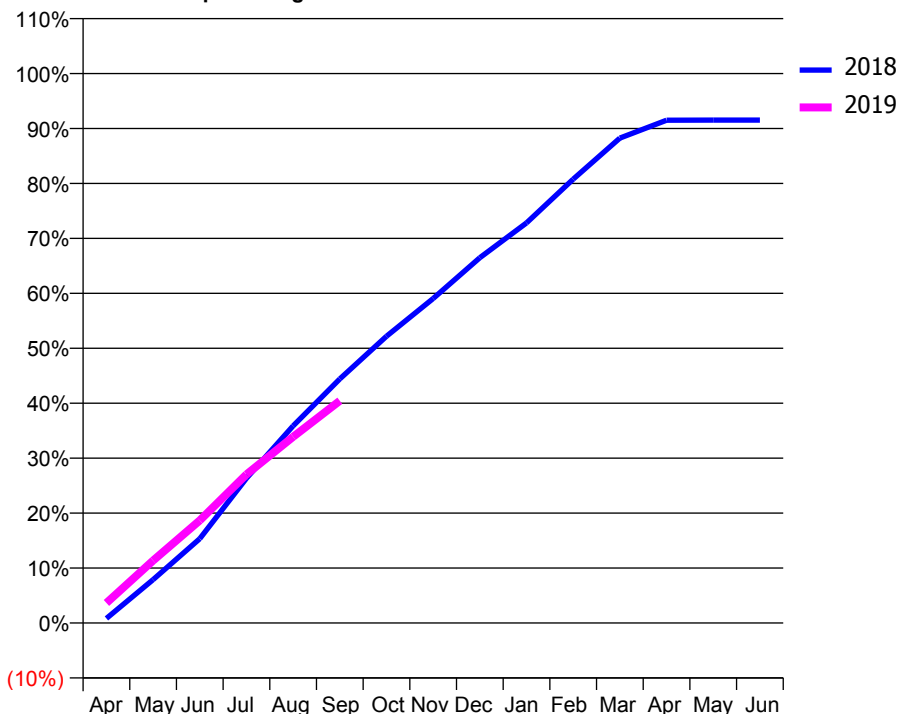
ACCESS*

Patients seen in 24 months	Total	Change since previous quarter
Quarter ending September 2017	11,774	
Quarter ending December 2017	11,781	→
Quarter ending March 2018	11,578	↓
Quarter ending June 2018	11,344	↓
Quarter ending September 2018	10,856	↓
Variance since September 2017	(7.8%)	↓



ACTIVITY

Cumulative percentage of contracted UDA delivered 2018 & 2019



Month	Adjusted Scheduled Activity (UDA)	
	2018	2019
April	305	1,321
May	2,866	4,124
June	5,567	6,780
July	9,554	9,816
August	13,018	12,298
September	16,114	14,671
October	18,935	
November	21,423	
December	24,121	
January	26,419	
February	29,306	
March	32,017	
April	33,201	
May	33,211	
June	33,208	

QUALITY

	Quantity	Base Number	Contract	AT	Region	England
% of FP17s for the same patient ID Re-attending within 3 months - Children	72	1,353	5.3%	10.5%	11.5%	11.6%
% of FP17s for the same patient ID Re-attending within 3 months - Adults	362	3,597	10.1%	15.7%	16.5%	15.5%
% of FP17s for the same patient ID Re-attending between 3 & 9 months - Children	352	1,353	26.0%	44.8%	48.5%	58.8%
% of FP17s for the same patient ID Re-attending between 3 & 9 months - Adults	1,176	3,597	32.7%	37.0%	39.1%	51.1%
% of FP17s for Band 1 Urgent Courses	348	4,600	7.6%	10.9%	10.6%	9.0%
% of FP17s Relating to Free Repair or Replacements	1	4,600	0.0%	0.5%	0.5%	0.8%
% of FP17s Relating to Continuations	34	4,600	0.7%	0.7%	0.7%	0.9%
% of Patients satisfied with the dentistry they have received	0	0	N/A	90.7%	90.5%	93.3%
% of Patients satisfied with the time they had to wait for an appointment	0	0	N/A	82.5%	85.1%	88.9%

* This is based on patients treated on this contract for their most recent course of treatment. Figures in italics indicate the base number of FP17s or Patient Questionnaire responses are less than 100. N/A is shown where the base number of responses is less than 10 during the period. % is calculated as Quantity/Base number*100

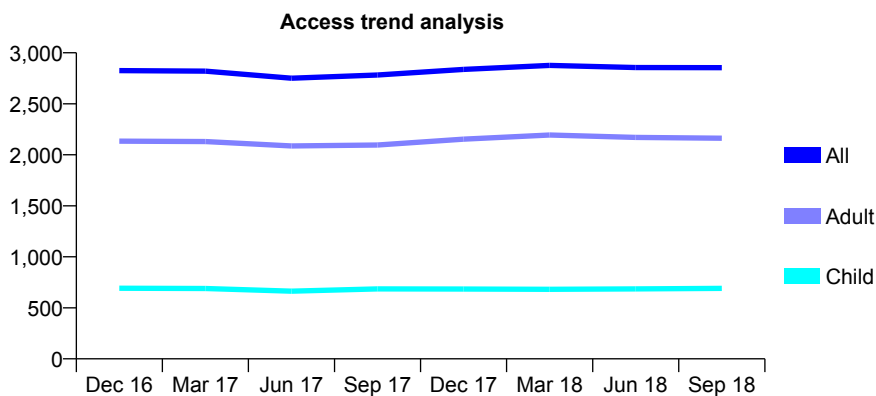
Q61 - Vital Signs At a Glance Contract Report for 178969/0001 - September 2018

Name or company name	Edmonton Village Dental Practice
Contract type name	GDS Contract
Purpose of contract	General
Contract start date	05/09/2013
Contract end date	

18/19 Contracted general activity (UDA)	10,107
Carry forward general activity (UDA)	-202
18/19 Contracted orthodontic activity (UOA)	0
Carry forward orthodontic activity (UOA)	0
Baseline contract value	£371,037.04

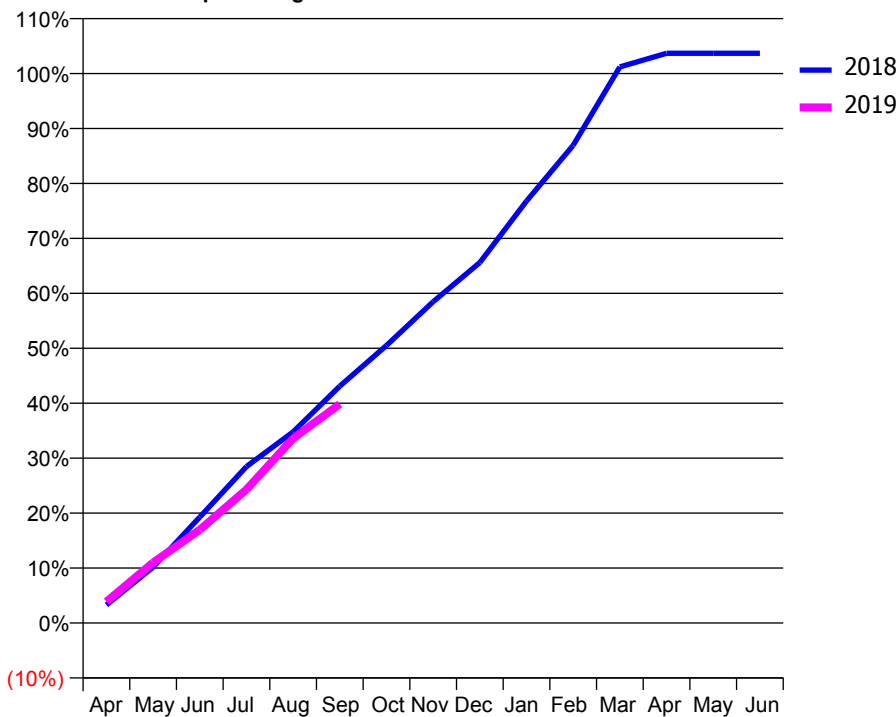
ACCESS*

Patients seen in 24 months	Total	Change since previous quarter
Quarter ending September 2017	2,782	
Quarter ending December 2017	2,837	→
Quarter ending March 2018	2,876	→
Quarter ending June 2018	2,855	→
Quarter ending September 2018	2,854	→
Variance since September 2017	2.6%	↑



ACTIVITY

Cumulative percentage of contracted UDA delivered 2018 & 2019



Adjusted Scheduled Activity (UDA)

Month	2018	2019
April	333	393
May	1,029	1,112
June	1,949	1,716
July	2,878	2,456
August	3,517	3,395
September	4,358	4,029
October	5,106	
November	5,909	
December	6,630	
January	7,761	
February	8,787	
March	10,229	
April	10,479	
May	10,479	
June	10,479	

QUALITY

	Quantity	Base Number	Contract	AT	Region	England
% of FP17s for the same patient ID Re-attending within 3 months - Children	32	338	9.5%	10.5%	11.5%	11.6%
% of FP17s for the same patient ID Re-attending within 3 months - Adults	180	951	18.9%	15.7%	16.5%	15.5%
% of FP17s for the same patient ID Re-attending between 3 & 9 months - Children	76	338	22.5%	44.8%	48.5%	58.8%
% of FP17s for the same patient ID Re-attending between 3 & 9 months - Adults	201	951	21.1%	37.0%	39.1%	51.1%
% of FP17s for Band 1 Urgent Courses	136	1,260	10.8%	10.9%	10.6%	9.0%
% of FP17s Relating to Free Repair or Replacements	8	1,260	0.6%	0.5%	0.5%	0.8%
% of FP17s Relating to Continuations	2	1,260	0.2%	0.7%	0.7%	0.9%
% of Patients satisfied with the dentistry they have received	1	1	N/A	90.7%	90.5%	93.3%
% of Patients satisfied with the time they had to wait for an appointment	1	1	N/A	82.5%	85.1%	88.9%

* This is based on patients treated on this contract for their most recent course of treatment. Figures in italics indicate the base number of FP17s or Patient Questionnaire responses are less than 100. N/A is shown where the base number of responses is less than 10 during the period. % is calculated as Quantity/Base number*100

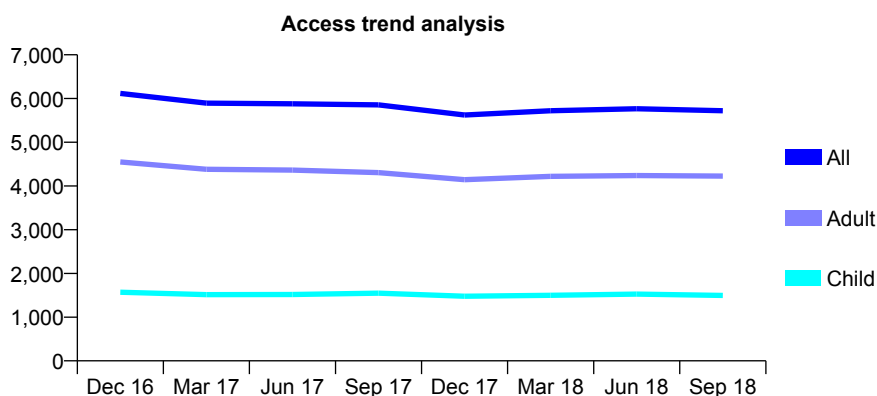
Q61 - Vital Signs At a Glance Contract Report for 179450/0001 - September 2018

Name or company name	Inglehurst Dental Practice Ltd
Contract type name	GDS Contract
Purpose of contract	General
Contract start date	01/06/2011
Contract end date	

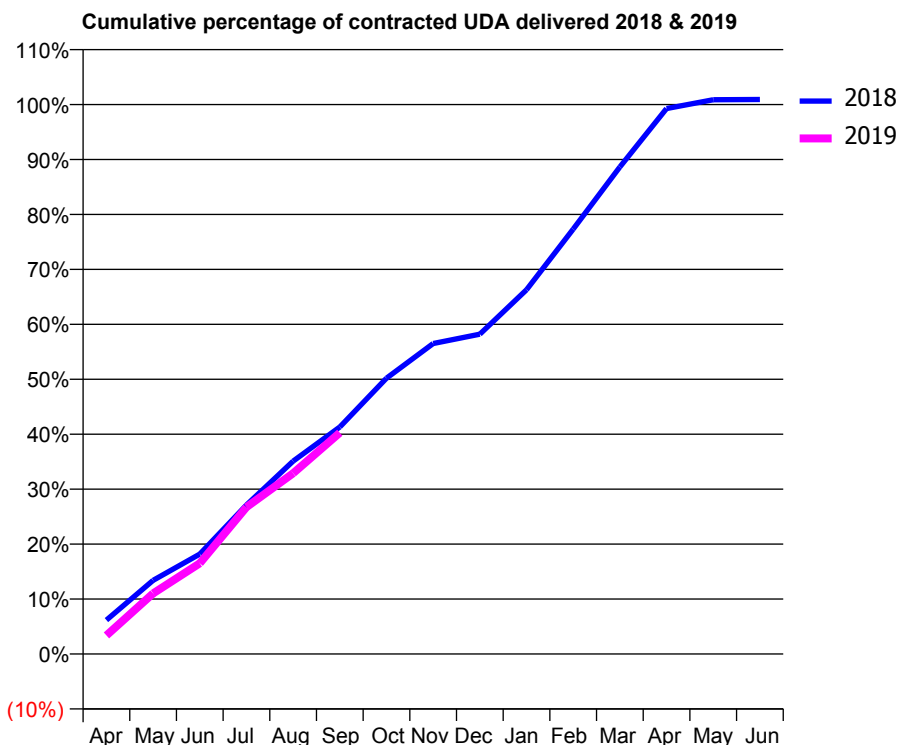
18/19 Contracted general activity (UDA)	16,064
Carry forward general activity (UDA)	-149
18/19 Contracted orthodontic activity (UOA)	0
Carry forward orthodontic activity (UOA)	0
Baseline contract value	£417,476.56

ACCESS*

Patients seen in 24 months	Total	Change since previous quarter
Quarter ending September 2017	5,854	
Quarter ending December 2017	5,622	↓
Quarter ending March 2018	5,719	→
Quarter ending June 2018	5,765	→
Quarter ending September 2018	5,722	→
Variance since September 2017	(2.3%)	↓



ACTIVITY



Month	Adjusted Scheduled Activity (UDA)	
	2018	2019
April	991	545
May	2,153	1,770
June	2,921	2,653
July	4,358	4,293
August	5,639	5,285
September	6,636	6,469
October	8,065	
November	9,075	
December	9,348	
January	10,648	
February	12,421	
March	14,239	
April	15,946	
May	16,205	
June	16,213	

QUALITY

	Quantity	Base Number	Contract	AT	Region	England
% of FP17s for the same patient ID Re-attending within 3 months - Children	63	864	7.3%	10.5%	11.5%	11.6%
% of FP17s for the same patient ID Re-attending within 3 months - Adults	289	2,158	13.4%	15.7%	16.5%	15.5%
% of FP17s for the same patient ID Re-attending between 3 & 9 months - Children	318	864	36.8%	44.8%	48.5%	58.8%
% of FP17s for the same patient ID Re-attending between 3 & 9 months - Adults	663	2,158	30.7%	37.0%	39.1%	51.1%
% of FP17s for Band 1 Urgent Courses	140	2,222	6.3%	10.9%	10.6%	9.0%
% of FP17s Relating to Free Repair or Replacements	4	2,222	0.2%	0.5%	0.5%	0.8%
% of FP17s Relating to Continuations	33	2,222	1.5%	0.7%	0.7%	0.9%
% of Patients satisfied with the dentistry they have received	1	1	N/A	90.7%	90.5%	93.3%
% of Patients satisfied with the time they had to wait for an appointment	1	1	N/A	82.5%	85.1%	88.9%

* This is based on patients treated on this contract for their most recent course of treatment. Figures in italics indicate the base number of FP17s or Patient Questionnaire responses are less than 100. N/A is shown where the base number of responses is less than 10 during the period. % is calculated as Quantity/Base number*100

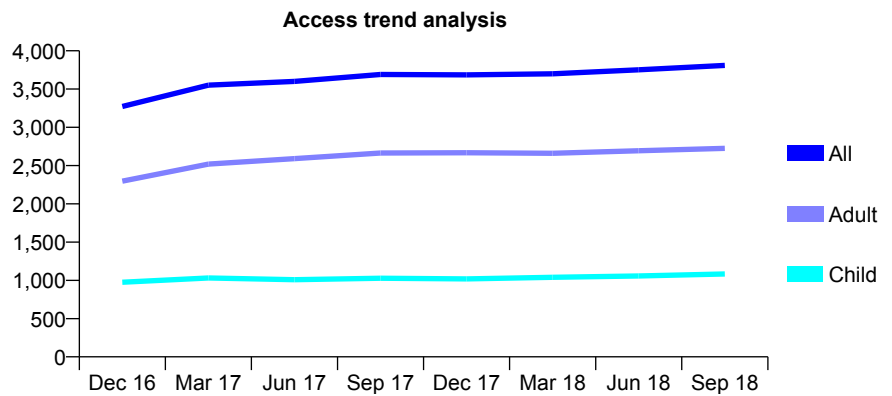
Q61 - Vital Signs At a Glance Contract Report for 179574/0001 - September 2018

Name or company name	Eli Shalom Joffe
Contract type name	GDS Contract
Purpose of contract	General
Contract start date	01/04/2015
Contract end date	

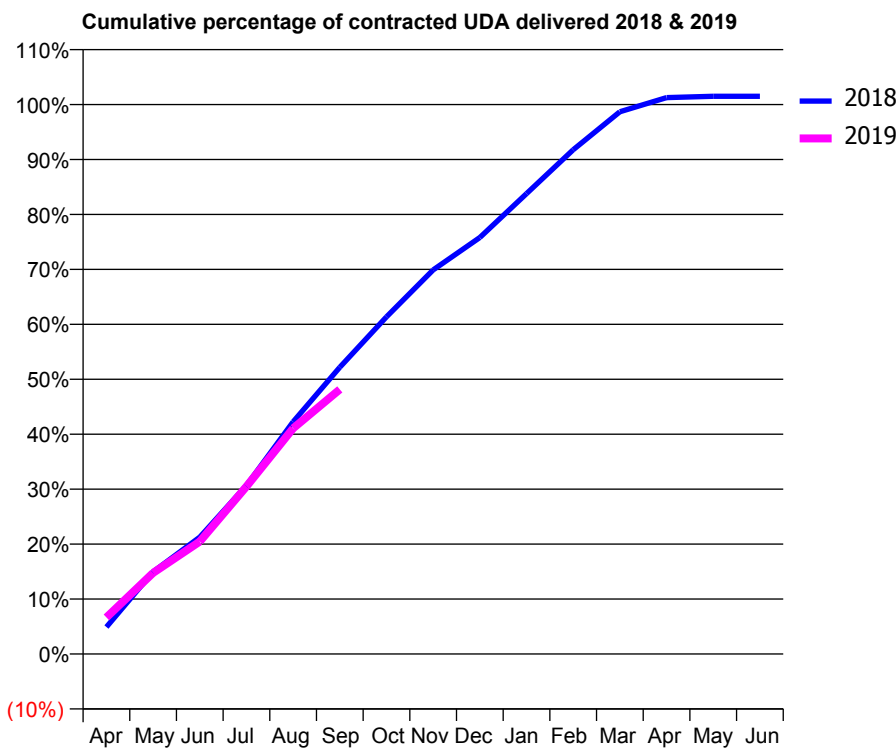
18/19 Contracted general activity (UDA)	9,314
Carry forward general activity (UDA)	-139
18/19 Contracted orthodontic activity (UOA)	0
Carry forward orthodontic activity (UOA)	0
Baseline contract value	£331,843.06

ACCESS*

Patients seen in 24 months	Total	Change since previous quarter
Quarter ending September 2017	3,691	
Quarter ending December 2017	3,686	→
Quarter ending March 2018	3,700	→
Quarter ending June 2018	3,751	→
Quarter ending September 2018	3,809	→
Variance since September 2017	3.2%	↑



ACTIVITY



Month	Adjusted Scheduled Activity (UDA)	
	2018	2019
April	458	621
May	1,394	1,375
June	1,981	1,907
July	2,859	2,840
August	3,937	3,826
September	4,861	4,485
October	5,714	
November	6,511	
December	7,060	
January	7,803	
February	8,548	
March	9,191	
April	9,431	
May	9,453	
June	9,453	

QUALITY

	Quantity	Base Number	Contract	AT	Region	England
% of FP17s for the same patient ID Re-attending within 3 months - Children	36	715	5.0%	10.5%	11.5%	11.6%
% of FP17s for the same patient ID Re-attending within 3 months - Adults	170	1,534	11.1%	15.7%	16.5%	15.5%
% of FP17s for the same patient ID Re-attending between 3 & 9 months - Children	368	715	51.5%	44.8%	48.5%	58.8%
% of FP17s for the same patient ID Re-attending between 3 & 9 months - Adults	642	1,534	41.9%	37.0%	39.1%	51.1%
% of FP17s for Band 1 Urgent Courses	192	2,093	9.2%	10.9%	10.6%	9.0%
% of FP17s Relating to Free Repair or Replacements	3	2,093	0.1%	0.5%	0.5%	0.8%
% of FP17s Relating to Continuations	24	2,093	1.1%	0.7%	0.7%	0.9%
% of Patients satisfied with the dentistry they have received	2	2	N/A	90.7%	90.5%	93.3%
% of Patients satisfied with the time they had to wait for an appointment	2	2	N/A	82.5%	85.1%	88.9%

* This is based on patients treated on this contract for their most recent course of treatment. Figures in italics indicate the base number of FP17s or Patient Questionnaire responses are less than 100. N/A is shown where the base number of responses is less than 10 during the period. % is calculated as Quantity/Base number*100

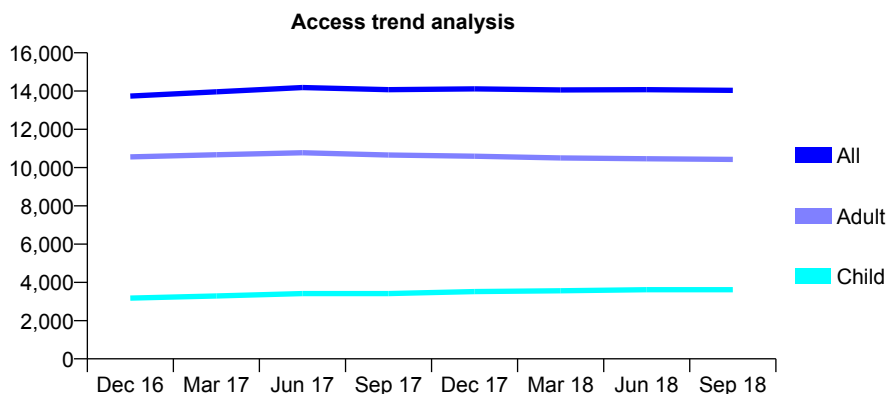
Q61 - Vital Signs At a Glance Contract Report for 181978/0001 - September 2018

Name or company name	M C DENTISTRY LTD
Contract type name	GDS Contract
Purpose of contract	General
Contract start date	01/04/2006
Contract end date	

18/19 Contracted general activity (UDA)	57,747
Carry forward general activity (UDA)	0
18/19 Contracted orthodontic activity (UOA)	0
Carry forward orthodontic activity (UOA)	0
Baseline contract value	£1,673,436.20

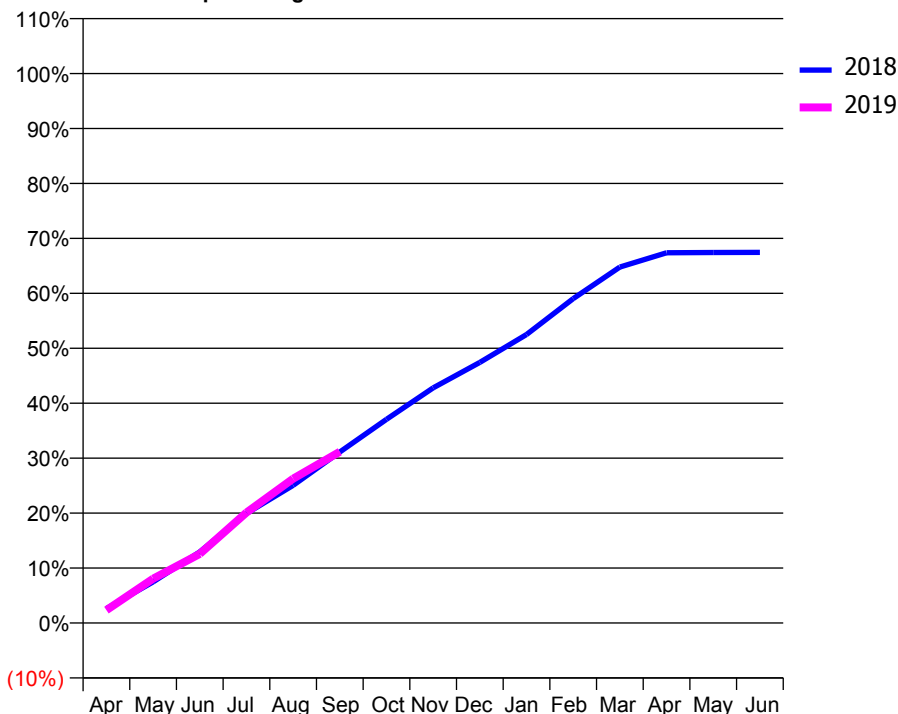
ACCESS*

Patients seen in 24 months	Total	Change since previous quarter
Quarter ending September 2017	14,073	
Quarter ending December 2017	14,112	→
Quarter ending March 2018	14,061	→
Quarter ending June 2018	14,072	→
Quarter ending September 2018	14,038	→
Variance since September 2017	(0.2%)	→



ACTIVITY

Cumulative percentage of contracted UDA delivered 2018 & 2019



Month	Adjusted Scheduled Activity (UDA)	
	2018	2019
April	1,526	1,350
May	4,325	4,660
June	7,476	7,261
July	11,508	11,615
August	14,469	15,169
September	17,977	18,004
October	21,403	
November	24,716	
December	27,385	
January	30,313	
February	34,091	
March	37,403	
April	38,913	
May	38,940	
June	38,956	

QUALITY

	Quantity	Base Number	Contract	AT	Region	England
% of FP17s for the same patient ID Re-attending within 3 months - Children	123	2,074	5.9%	10.5%	11.5%	11.6%
% of FP17s for the same patient ID Re-attending within 3 months - Adults	551	5,341	10.3%	15.7%	16.5%	15.5%
% of FP17s for the same patient ID Re-attending between 3 & 9 months - Children	806	2,074	38.9%	44.8%	48.5%	58.8%
% of FP17s for the same patient ID Re-attending between 3 & 9 months - Adults	2,013	5,341	37.7%	37.0%	39.1%	51.1%
% of FP17s for Band 1 Urgent Courses	446	6,878	6.5%	10.9%	10.6%	9.0%
% of FP17s Relating to Free Repair or Replacements	43	6,878	0.6%	0.5%	0.5%	0.8%
% of FP17s Relating to Continuations	86	6,878	1.3%	0.7%	0.7%	0.9%
% of Patients satisfied with the dentistry they have received	6	7	N/A	90.7%	90.5%	93.3%
% of Patients satisfied with the time they had to wait for an appointment	7	7	N/A	82.5%	85.1%	88.9%

* This is based on patients treated on this contract for their most recent course of treatment. Figures in italics indicate the base number of FP17s or Patient Questionnaire responses are less than 100. N/A is shown where the base number of responses is less than 10 during the period. % is calculated as Quantity/Base number*100

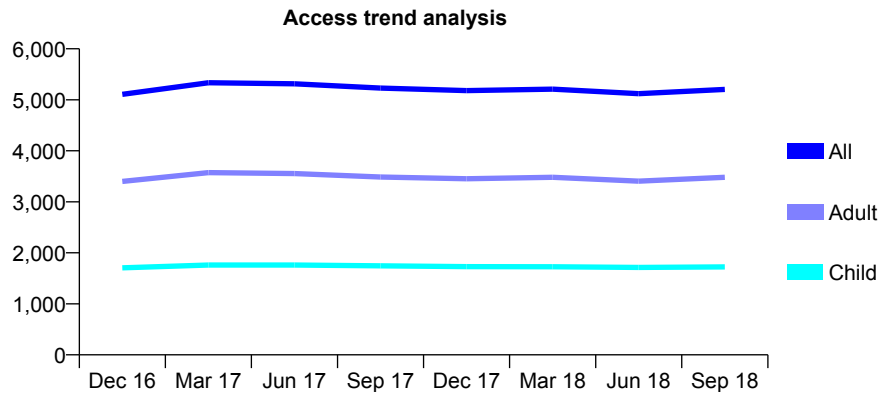
Q61 - Vital Signs At a Glance Contract Report for 182095/0001 - September 2018

Name or company name	WGDC LTD
Contract type name	GDS Contract
Purpose of contract	General
Contract start date	01/07/2011
Contract end date	

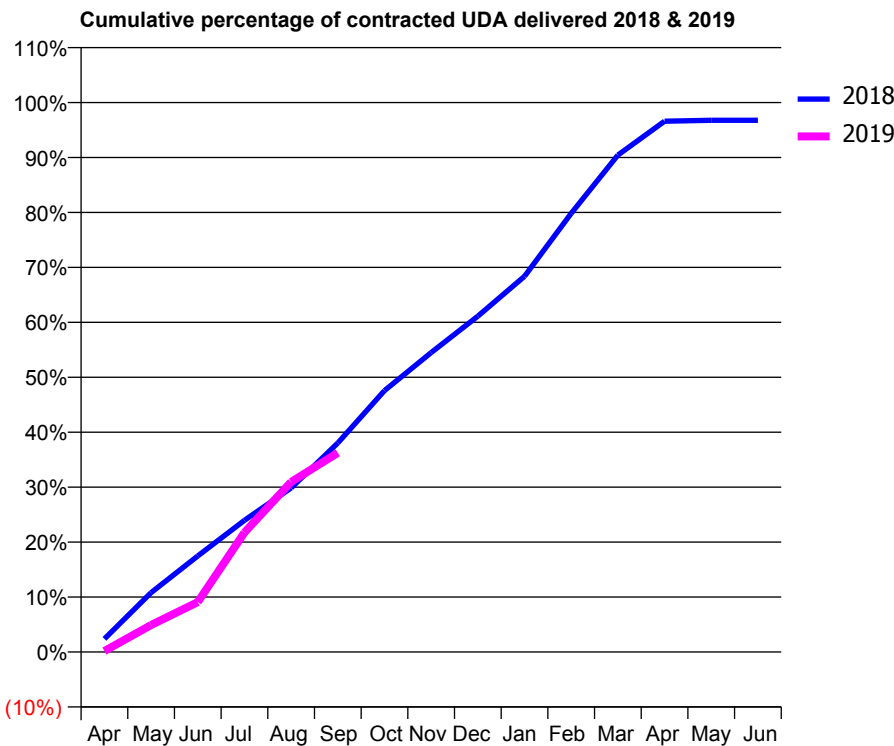
18/19 Contracted general activity (UDA)	12,739
Carry forward general activity (UDA)	412
18/19 Contracted orthodontic activity (UOA)	0
Carry forward orthodontic activity (UOA)	0
Baseline contract value	£354,274.82

ACCESS*

Patients seen in 24 months	Total	Change since previous quarter
Quarter ending September 2017	5,230	
Quarter ending December 2017	5,181	→
Quarter ending March 2018	5,209	→
Quarter ending June 2018	5,121	↓
Quarter ending September 2018	5,204	→
Variance since September 2017	(0.5%)	→



ACTIVITY



Month	Adjusted Scheduled Activity (UDA)	
	2018	2019
April	303	23
May	1,376	626
June	2,228	1,156
July	3,052	2,772
August	3,805	3,944
September	4,845	4,616
October	6,061	
November	6,943	
December	7,787	
January	8,709	
February	10,170	
March	11,520	
April	12,306	
May	12,326	
June	12,327	

QUALITY

	Quantity	Base Number	Contract	AT	Region	England
% of FP17s for the same patient ID Re-attending within 3 months - Children	91	852	10.7%	10.5%	11.5%	11.6%
% of FP17s for the same patient ID Re-attending within 3 months - Adults	262	1,541	17.0%	15.7%	16.5%	15.5%
% of FP17s for the same patient ID Re-attending between 3 & 9 months - Children	258	852	30.3%	44.8%	48.5%	58.8%
% of FP17s for the same patient ID Re-attending between 3 & 9 months - Adults	432	1,541	28.0%	37.0%	39.1%	51.1%
% of FP17s for Band 1 Urgent Courses	261	2,117	12.3%	10.9%	10.6%	9.0%
% of FP17s Relating to Free Repair or Replacements	27	2,117	1.3%	0.5%	0.5%	0.8%
% of FP17s Relating to Continuations	19	2,117	0.9%	0.7%	0.7%	0.9%
% of Patients satisfied with the dentistry they have received	3	3	N/A	90.7%	90.5%	93.3%
% of Patients satisfied with the time they had to wait for an appointment	3	3	N/A	82.5%	85.1%	88.9%

* This is based on patients treated on this contract for their most recent course of treatment. Figures in italics indicate the base number of FP17s or Patient Questionnaire responses are less than 100. N/A is shown where the base number of responses is less than 10 during the period. % is calculated as Quantity/Base number*100

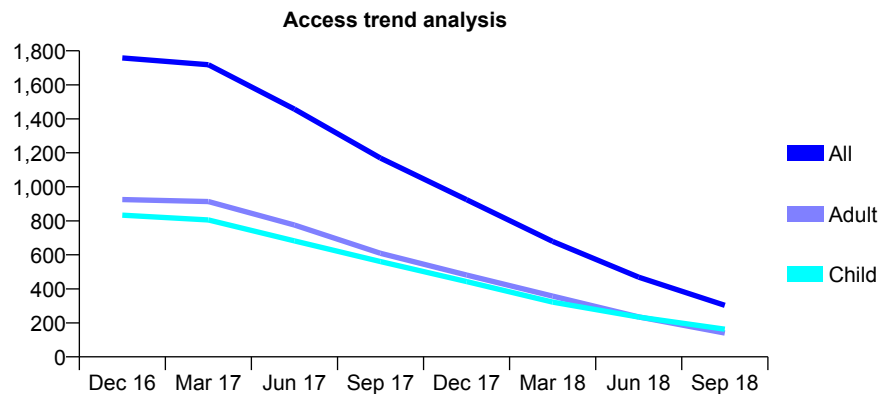
Q61 - Vital Signs At a Glance Contract Report for 182303/0001 - September 2018

Name or company name	NHS Waltham Forest
Contract type name	PDS Contract
Purpose of contract	General
Contract start date	01/07/2012
Contract end date	30/06/2022

18/19 Contracted general activity (UDA)	4,000
Carry forward general activity (UDA)	0
18/19 Contracted orthodontic activity (UOA)	0
Carry forward orthodontic activity (UOA)	0
Baseline contract value	£0.00

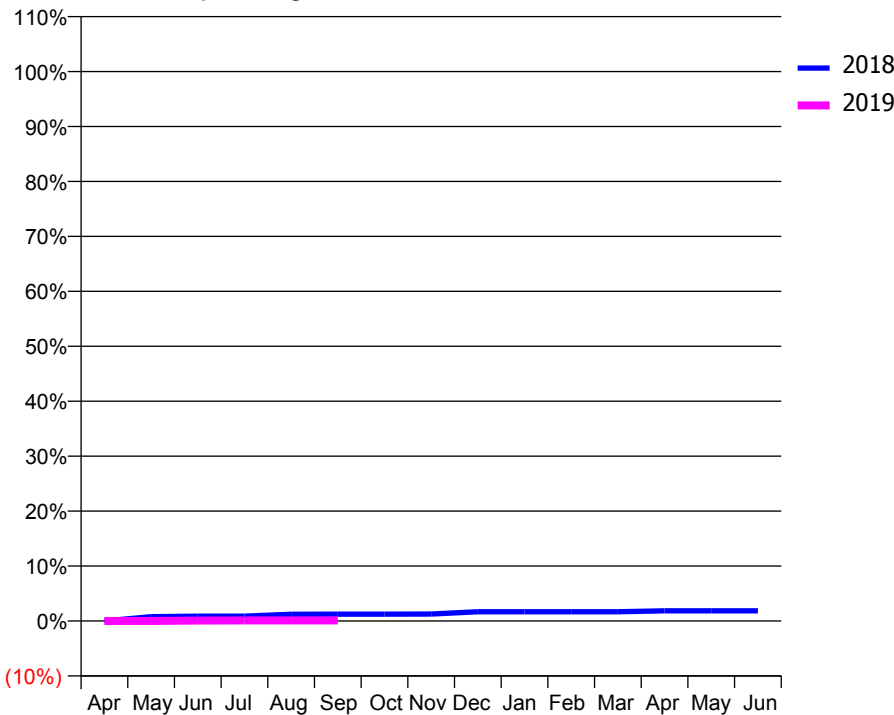
ACCESS*

Patients seen in 24 months	Total	Change since previous quarter
Quarter ending September 2017	1,169	
Quarter ending December 2017	924	↓
Quarter ending March 2018	679	↓
Quarter ending June 2018	469	↓
Quarter ending September 2018	303	↓
Variance since September 2017	(74.1%)	↓



ACTIVITY

Cumulative percentage of contracted UDA delivered 2018 & 2019



Month	Adjusted Scheduled Activity (UDA)	
	2018	2019
April	0	0
May	32	0
June	35	3
July	35	4
August	49	4
September	50	4
October	50	
November	51	
December	67	
January	67	
February	67	
March	67	
April	74	
May	74	
June	74	

QUALITY

	Quantity	Base Number	Contract	AT	Region	England
% of FP17s for the same patient ID Re-attending within 3 months - Children	0	2	0.0%	10.5%	11.5%	11.6%
% of FP17s for the same patient ID Re-attending within 3 months - Adults	0	5	0.0%	15.7%	16.5%	15.5%
% of FP17s for the same patient ID Re-attending between 3 & 9 months - Children	2	2	100.0%	44.8%	48.5%	58.8%
% of FP17s for the same patient ID Re-attending between 3 & 9 months - Adults	1	5	20.0%	37.0%	39.1%	51.1%
% of FP17s for Band 1 Urgent Courses	0	2	0.0%	10.9%	10.6%	9.0%
% of FP17s Relating to Free Repair or Replacements	0	2	0.0%	0.5%	0.5%	0.8%
% of FP17s Relating to Continuations	0	2	0.0%	0.7%	0.7%	0.9%
% of Patients satisfied with the dentistry they have received	0	0	N/A	90.7%	90.5%	93.3%
% of Patients satisfied with the time they had to wait for an appointment	0	0	N/A	82.5%	85.1%	88.9%

* This is based on patients treated on this contract for their most recent course of treatment. Figures in italics indicate the base number of FP17s or Patient Questionnaire responses are less than 100. N/A is shown where the base number of responses is less than 10 during the period. % is calculated as Quantity/Base number*100

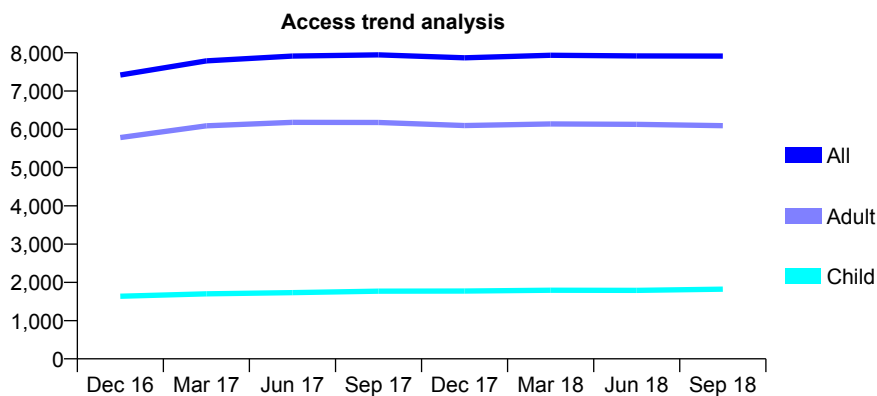
Q61 - Vital Signs At a Glance Contract Report for 182346/0001 - September 2018

Name or company name	Trinity Dental Surgery Ltd
Contract type name	GDS Contract
Purpose of contract	General
Contract start date	01/04/2015
Contract end date	

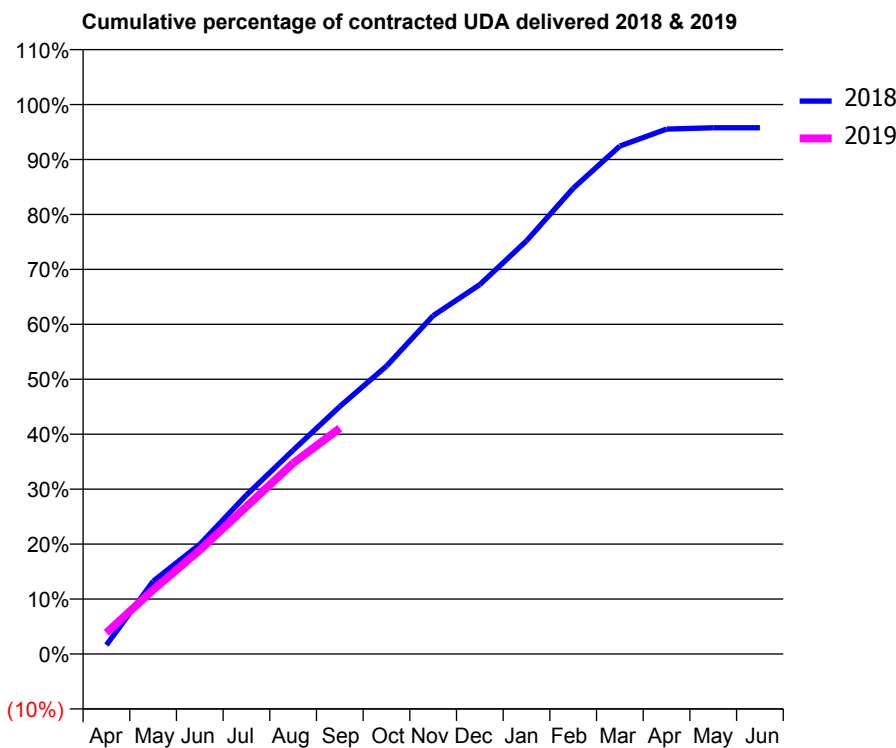
18/19 Contracted general activity (UDA)	19,476
Carry forward general activity (UDA)	0
18/19 Contracted orthodontic activity (UOA)	0
Carry forward orthodontic activity (UOA)	0
Baseline contract value	£527,937.35

ACCESS*

Patients seen in 24 months	Total	Change since previous quarter
Quarter ending September 2017	7,947	
Quarter ending December 2017	7,871	→
Quarter ending March 2018	7,937	→
Quarter ending June 2018	7,919	→
Quarter ending September 2018	7,916	→
Variance since September 2017	(0.4%)	→



ACTIVITY



Month	Adjusted Scheduled Activity (UDA)	
	2018	2019
April	320	754
May	2,577	2,277
June	3,890	3,684
July	5,634	5,224
August	7,226	6,764
September	8,776	8,005
October	10,208	
November	11,995	
December	13,092	
January	14,644	
February	16,505	
March	18,004	
April	18,604	
May	18,654	
June	18,654	

QUALITY

	Quantity	Base Number	Contract	AT	Region	England
% of FP17s for the same patient ID Re-attending within 3 months - Children	58	1,167	5.0%	10.5%	11.5%	11.6%
% of FP17s for the same patient ID Re-attending within 3 months - Adults	466	3,493	13.3%	15.7%	16.5%	15.5%
% of FP17s for the same patient ID Re-attending between 3 & 9 months - Children	553	1,167	47.4%	44.8%	48.5%	58.8%
% of FP17s for the same patient ID Re-attending between 3 & 9 months - Adults	1,355	3,493	38.8%	37.0%	39.1%	51.1%
% of FP17s for Band 1 Urgent Courses	395	4,318	9.1%	10.9%	10.6%	9.0%
% of FP17s Relating to Free Repair or Replacements	34	4,318	0.8%	0.5%	0.5%	0.8%
% of FP17s Relating to Continuations	72	4,318	1.7%	0.7%	0.7%	0.9%
% of Patients satisfied with the dentistry they have received	4	4	N/A	90.7%	90.5%	93.3%
% of Patients satisfied with the time they had to wait for an appointment	3	4	N/A	82.5%	85.1%	88.9%

* This is based on patients treated on this contract for their most recent course of treatment. Figures in italics indicate the base number of FP17s or Patient Questionnaire responses are less than 100. N/A is shown where the base number of responses is less than 10 during the period. % is calculated as Quantity/Base number*100

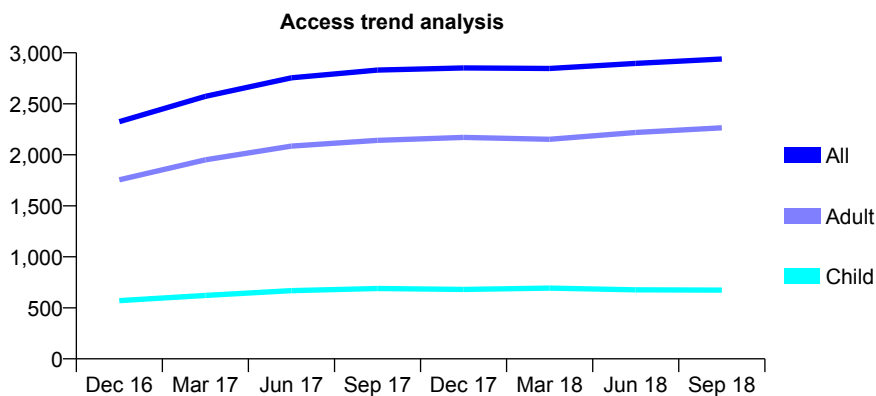
Q61 - Vital Signs At a Glance Contract Report for 183466/0001 - September 2018

Name or company name	Dharmesh Patel
Contract type name	GDS Contract
Purpose of contract	General
Contract start date	01/08/2015
Contract end date	

18/19 Contracted general activity (UDA)	8,498
Carry forward general activity (UDA)	288
18/19 Contracted orthodontic activity (UOA)	0
Carry forward orthodontic activity (UOA)	0
Baseline contract value	£252,137.09

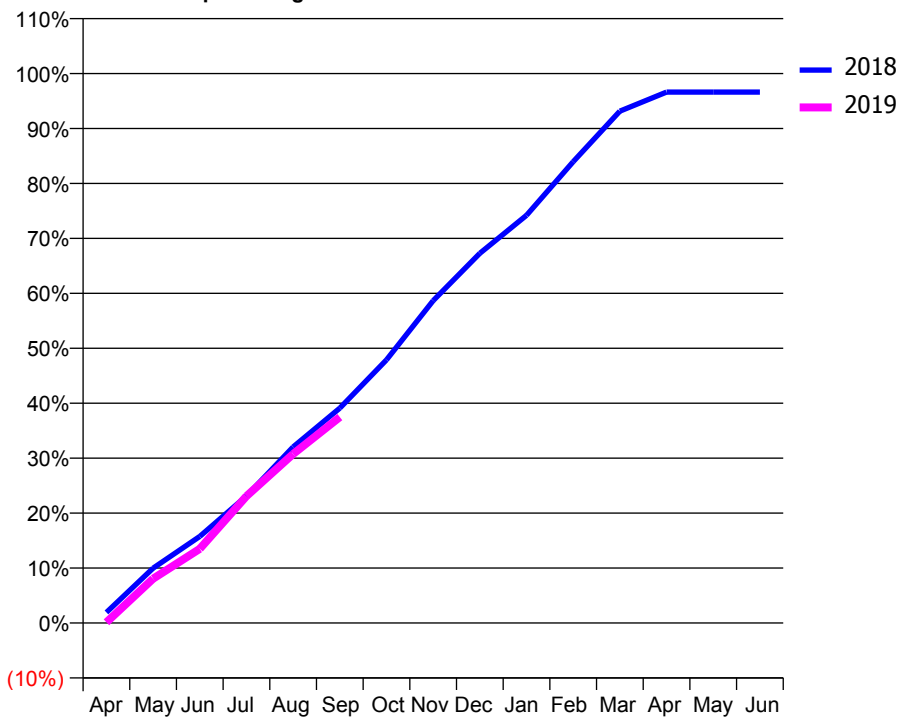
ACCESS*

Patients seen in 24 months	Total	Change since previous quarter
Quarter ending September 2017	2,831	
Quarter ending December 2017	2,851	→
Quarter ending March 2018	2,846	→
Quarter ending June 2018	2,896	→
Quarter ending September 2018	2,939	→
Variance since September 2017	3.8%	↑



ACTIVITY

Cumulative percentage of contracted UDA delivered 2018 & 2019



Month	Adjusted Scheduled Activity (UDA)	
	2018	2019
April	163	12
May	848	685
June	1,340	1,147
July	1,964	1,962
August	2,722	2,615
September	3,322	3,185
October	4,069	
November	4,986	
December	5,718	
January	6,305	
February	7,134	
March	7,915	
April	8,211	
May	8,211	
June	8,210	

QUALITY

	Quantity	Base Number	Contract	AT	Region	England
% of FP17s for the same patient ID Re-attending within 3 months - Children	37	397	9.3%	10.5%	11.5%	11.6%
% of FP17s for the same patient ID Re-attending within 3 months - Adults	173	1,132	15.3%	15.7%	16.5%	15.5%
% of FP17s for the same patient ID Re-attending between 3 & 9 months - Children	176	397	44.3%	44.8%	48.5%	58.8%
% of FP17s for the same patient ID Re-attending between 3 & 9 months - Adults	322	1,132	28.4%	37.0%	39.1%	51.1%
% of FP17s for Band 1 Urgent Courses	181	1,428	12.7%	10.9%	10.6%	9.0%
% of FP17s Relating to Free Repair or Replacements	12	1,428	0.8%	0.5%	0.5%	0.8%
% of FP17s Relating to Continuations	3	1,428	0.2%	0.7%	0.7%	0.9%
% of Patients satisfied with the dentistry they have received	1	1	N/A	90.7%	90.5%	93.3%
% of Patients satisfied with the time they had to wait for an appointment	1	1	N/A	82.5%	85.1%	88.9%

* This is based on patients treated on this contract for their most recent course of treatment. Figures in italics indicate the base number of FP17s or Patient Questionnaire responses are less than 100. N/A is shown where the base number of responses is less than 10 during the period. % is calculated as Quantity/Base number*100

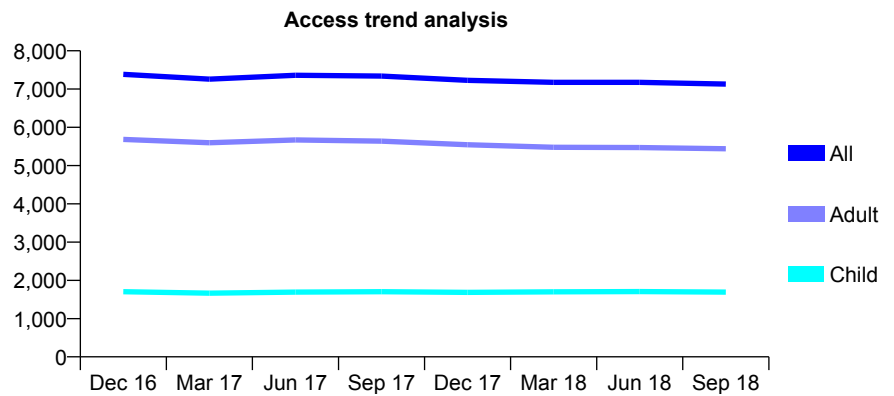
Q61 - Vital Signs At a Glance Contract Report for 185817/0001 - September 2018

Name or company name	DIPS Dental Surgery
Contract type name	GDS Contract
Purpose of contract	General
Contract start date	01/06/2006
Contract end date	

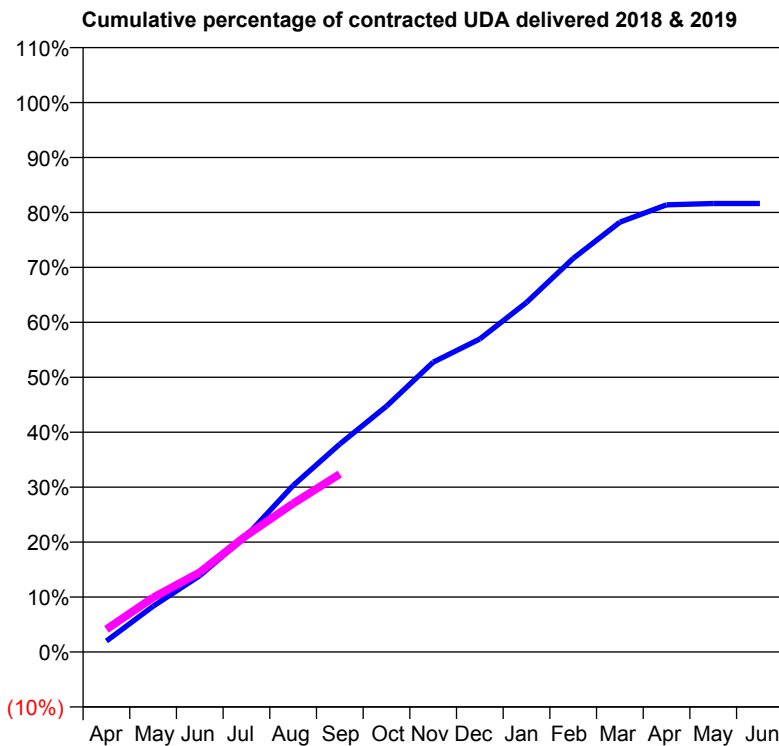
18/19 Contracted general activity (UDA)	24,000
Carry forward general activity (UDA)	0
18/19 Contracted orthodontic activity (UOA)	0
Carry forward orthodontic activity (UOA)	0
Baseline contract value	£672,622.92

ACCESS*

Patients seen in 24 months	Total	Change since previous quarter
Quarter ending September 2017	7,341	
Quarter ending December 2017	7,228	↓
Quarter ending March 2018	7,177	→
Quarter ending June 2018	7,177	→
Quarter ending September 2018	7,131	→
Variance since September 2017	(2.9%)	↓



ACTIVITY



Month	Adjusted Scheduled Activity (UDA)	
	2018	2019
April	479	992
May	1,999	2,378
June	3,333	3,482
July	5,076	5,093
August	7,271	6,484
September	9,083	7,770
October	10,738	
November	12,659	
December	13,672	
January	15,268	
February	17,189	
March	18,773	
April	19,528	
May	19,588	
June	19,587	

QUALITY

	Quantity	Base Number	Contract	AT	Region	England
% of FP17s for the same patient ID Re-attending within 3 months - Children	71	960	7.4%	10.5%	11.5%	11.6%
% of FP17s for the same patient ID Re-attending within 3 months - Adults	315	2,644	11.9%	15.7%	16.5%	15.5%
% of FP17s for the same patient ID Re-attending between 3 & 9 months - Children	398	960	41.5%	44.8%	48.5%	58.8%
% of FP17s for the same patient ID Re-attending between 3 & 9 months - Adults	969	2,644	36.6%	37.0%	39.1%	51.1%
% of FP17s for Band 1 Urgent Courses	247	3,127	7.9%	10.9%	10.6%	9.0%
% of FP17s Relating to Free Repair or Replacements	73	3,127	2.3%	0.5%	0.5%	0.8%
% of FP17s Relating to Continuations	7	3,127	0.2%	0.7%	0.7%	0.9%
% of Patients satisfied with the dentistry they have received	4	4	N/A	90.7%	90.5%	93.3%
% of Patients satisfied with the time they had to wait for an appointment	4	4	N/A	82.5%	85.1%	88.9%

* This is based on patients treated on this contract for their most recent course of treatment. Figures in italics indicate the base number of FP17s or Patient Questionnaire responses are less than 100. N/A is shown where the base number of responses is less than 10 during the period. % is calculated as Quantity/Base number*100

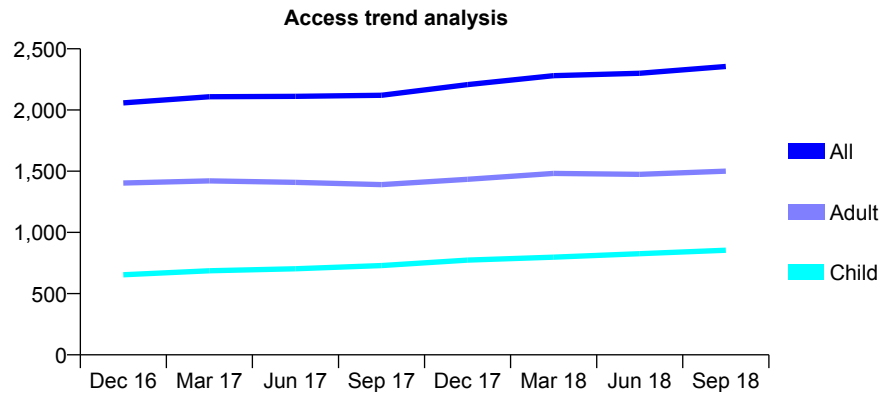
Q61 - Vital Signs At a Glance Contract Report for 187062/0001 - September 2018

Name or company name	I E Barmania and A Vawda
Contract type name	GDS Contract
Purpose of contract	General
Contract start date	26/01/2009
Contract end date	

18/19 Contracted general activity (UDA)	7,047
Carry forward general activity (UDA)	-80
18/19 Contracted orthodontic activity (UOA)	0
Carry forward orthodontic activity (UOA)	0
Baseline contract value	£185,966.02

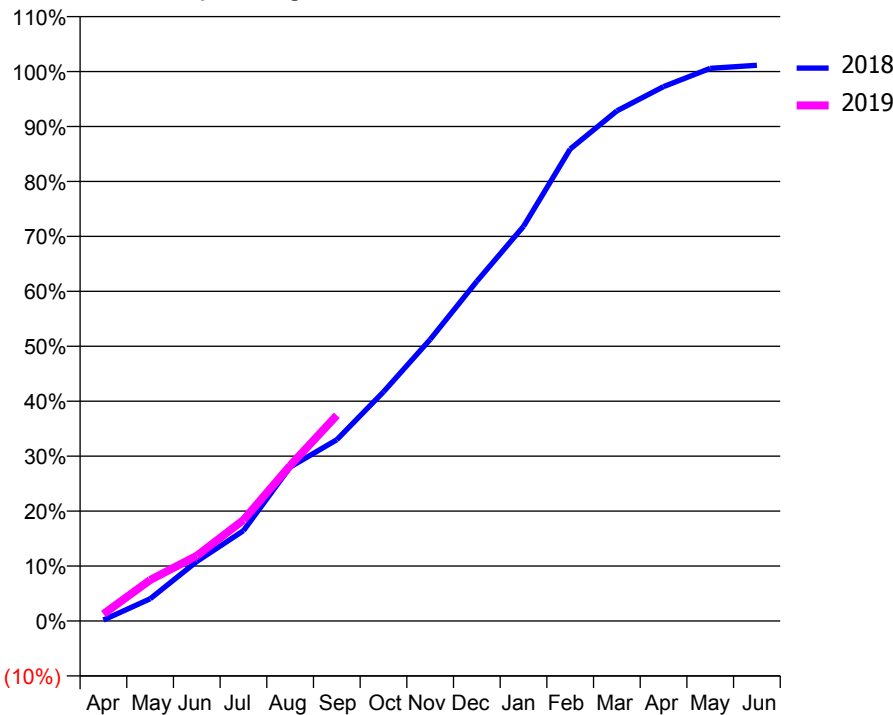
ACCESS*

Patients seen in 24 months	Total	Change since previous quarter
Quarter ending September 2017	2,120	
Quarter ending December 2017	2,208	↑
Quarter ending March 2018	2,280	↑
Quarter ending June 2018	2,300	→
Quarter ending September 2018	2,356	↑
Variance since September 2017	11.1%	↑



ACTIVITY

Cumulative percentage of contracted UDA delivered 2018 & 2019



Month	Adjusted Scheduled Activity (UDA)	
	2018	2019
April	12	89
May	285	525
June	764	837
July	1,158	1,295
August	1,975	1,993
September	2,325	2,637
October	2,939	
November	3,611	
December	4,356	
January	5,060	
February	6,053	
March	6,542	
April	6,853	
May	7,088	
June	7,127	

QUALITY

	Quantity	Base Number	Contract	AT	Region	England
% of FP17s for the same patient ID Re-attending within 3 months - Children	14	508	2.8%	10.5%	11.5%	11.6%
% of FP17s for the same patient ID Re-attending within 3 months - Adults	79	784	10.1%	15.7%	16.5%	15.5%
% of FP17s for the same patient ID Re-attending between 3 & 9 months - Children	234	508	46.1%	44.8%	48.5%	58.8%
% of FP17s for the same patient ID Re-attending between 3 & 9 months - Adults	353	784	45.0%	37.0%	39.1%	51.1%
% of FP17s for Band 1 Urgent Courses	107	1,069	10.0%	10.9%	10.6%	9.0%
% of FP17s Relating to Free Repair or Replacements	0	1,069	0.0%	0.5%	0.5%	0.8%
% of FP17s Relating to Continuations	6	1,069	0.6%	0.7%	0.7%	0.9%
% of Patients satisfied with the dentistry they have received	0	0	N/A	90.7%	90.5%	93.3%
% of Patients satisfied with the time they had to wait for an appointment	0	0	N/A	82.5%	85.1%	88.9%

* This is based on patients treated on this contract for their most recent course of treatment. Figures in italics indicate the base number of FP17s or Patient Questionnaire responses are less than 100. N/A is shown where the base number of responses is less than 10 during the period. % is calculated as Quantity/Base number*100

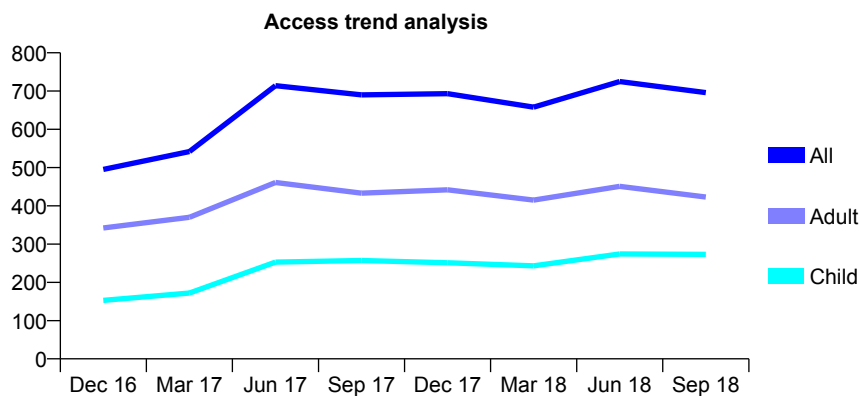
Q61 - Vital Signs At a Glance Contract Report for 188697/0001 - September 2018

Name or company name	F Mian Dental Surgery
Contract type name	GDS Contract
Purpose of contract	General
Contract start date	01/03/2015
Contract end date	

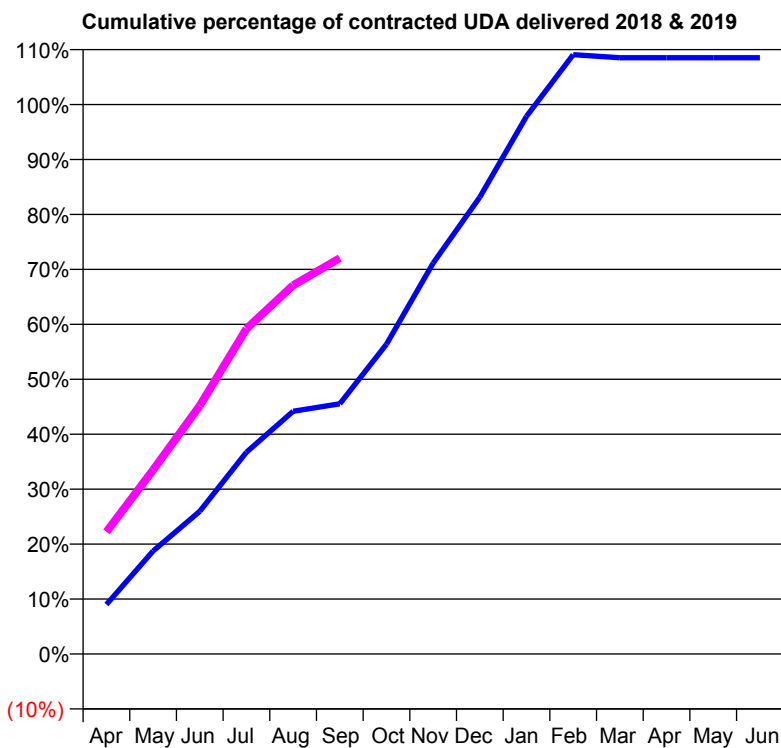
18/19 Contracted general activity (UDA)	2,177
Carry forward general activity (UDA)	-44
18/19 Contracted orthodontic activity (UOA)	0
Carry forward orthodontic activity (UOA)	0
Baseline contract value	£62,349.32

ACCESS*

Patients seen in 24 months	Total	Change since previous quarter
Quarter ending September 2017	690	
Quarter ending December 2017	693	→
Quarter ending March 2018	658	↓
Quarter ending June 2018	725	↑
Quarter ending September 2018	696	↓
Variance since September 2017	0.9%	→



ACTIVITY



Month	Adjusted Scheduled Activity (UDA)	
	2018	2019
April	196	484
May	408	729
June	566	984
July	800	1,289
August	962	1,461
September	992	1,568
October	1,228	
November	1,549	
December	1,810	
January	2,130	
February	2,374	
March	2,362	
April	2,362	
May	2,362	
June	2,362	

QUALITY

	Quantity	Base Number	Contract	AT	Region	England
% of FP17s for the same patient ID Re-attending within 3 months - Children	7	150	4.7%	10.5%	11.5%	11.6%
% of FP17s for the same patient ID Re-attending within 3 months - Adults	11	173	6.4%	15.7%	16.5%	15.5%
% of FP17s for the same patient ID Re-attending between 3 & 9 months - Children	37	150	24.7%	44.8%	48.5%	58.8%
% of FP17s for the same patient ID Re-attending between 3 & 9 months - Adults	25	173	14.5%	37.0%	39.1%	51.1%
% of FP17s for Band 1 Urgent Courses	15	318	4.7%	10.9%	10.6%	9.0%
% of FP17s Relating to Free Repair or Replacements	0	318	0.0%	0.5%	0.5%	0.8%
% of FP17s Relating to Continuations	0	318	0.0%	0.7%	0.7%	0.9%
% of Patients satisfied with the dentistry they have received	0	0	N/A	90.7%	90.5%	93.3%
% of Patients satisfied with the time they had to wait for an appointment	0	0	N/A	82.5%	85.1%	88.9%

* This is based on patients treated on this contract for their most recent course of treatment. Figures in italics indicate the base number of FP17s or Patient Questionnaire responses are less than 100. N/A is shown where the base number of responses is less than 10 during the period. % is calculated as Quantity/Base number*100

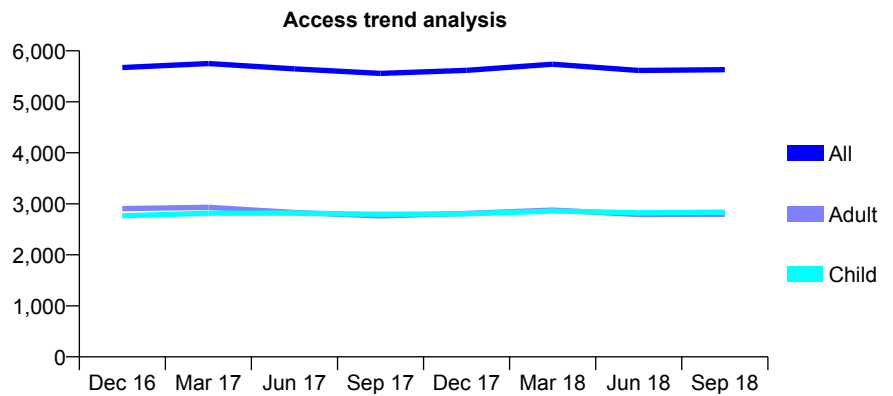
Q61 - Vital Signs At a Glance Contract Report for 188883/0001 - September 2018

Name or company name	The Angel Dental Practice Ltd
Contract type name	GDS Contract
Purpose of contract	General
Contract start date	01/04/2012
Contract end date	

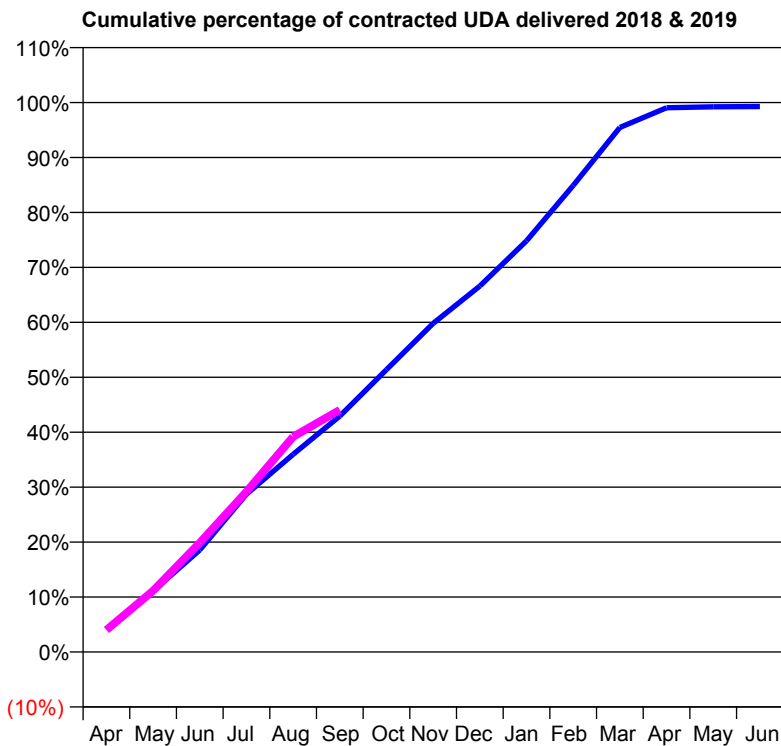
18/19 Contracted general activity (UDA)	18,415
Carry forward general activity (UDA)	134
18/19 Contracted orthodontic activity (UOA)	0
Carry forward orthodontic activity (UOA)	0
Baseline contract value	£528,238.71

ACCESS*

Patients seen in 24 months	Total	Change since previous quarter
Quarter ending September 2017	5,557	
Quarter ending December 2017	5,617	→
Quarter ending March 2018	5,738	↑
Quarter ending June 2018	5,615	↓
Quarter ending September 2018	5,631	→
Variance since September 2017	1.3%	→



ACTIVITY



Month	Adjusted Scheduled Activity (UDA)	
	2018	2019
April	770	741
May	2,040	2,055
June	3,422	3,660
July	5,288	5,375
August	6,626	7,213
September	7,909	8,112
October	9,462	
November	11,013	
December	12,266	
January	13,781	
February	15,635	
March	17,580	
April	18,241	
May	18,271	
June	18,281	

QUALITY

	Quantity	Base Number	Contract	AT	Region	England
% of FP17s for the same patient ID Re-attending within 3 months - Children	186	1,703	10.9%	10.5%	11.5%	11.6%
% of FP17s for the same patient ID Re-attending within 3 months - Adults	385	1,518	25.4%	15.7%	16.5%	15.5%
% of FP17s for the same patient ID Re-attending between 3 & 9 months - Children	709	1,703	41.6%	44.8%	48.5%	58.8%
% of FP17s for the same patient ID Re-attending between 3 & 9 months - Adults	523	1,518	34.5%	37.0%	39.1%	51.1%
% of FP17s for Band 1 Urgent Courses	441	3,008	14.7%	10.9%	10.6%	9.0%
% of FP17s Relating to Free Repair or Replacements	10	3,008	0.3%	0.5%	0.5%	0.8%
% of FP17s Relating to Continuations	6	3,008	0.2%	0.7%	0.7%	0.9%
% of Patients satisfied with the dentistry they have received	1	1	N/A	90.7%	90.5%	93.3%
% of Patients satisfied with the time they had to wait for an appointment	1	1	N/A	82.5%	85.1%	88.9%

* This is based on patients treated on this contract for their most recent course of treatment. Figures in italics indicate the base number of FP17s or Patient Questionnaire responses are less than 100. N/A is shown where the base number of responses is less than 10 during the period. % is calculated as Quantity/Base number*100

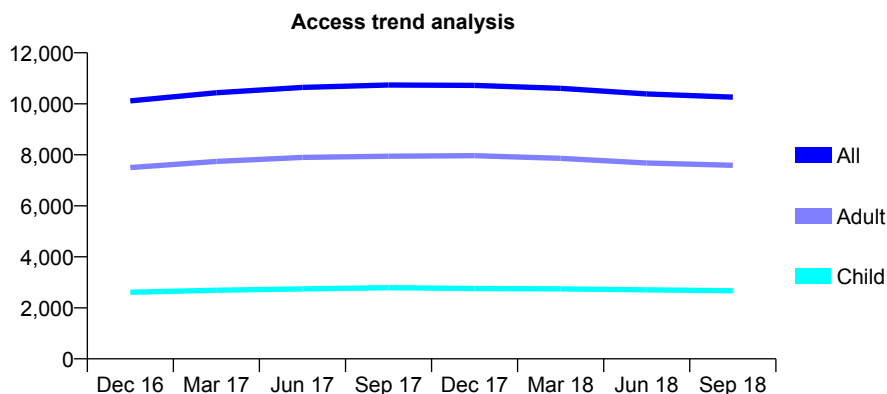
Q61 - Vital Signs At a Glance Contract Report for 190799/0001 - September 2018

Name or company name	P J Dental Surgery
Contract type name	GDS Contract
Purpose of contract	General and Orthodontic
Contract start date	01/02/2015
Contract end date	

18/19 Contracted general activity (UDA)	29,693
Carry forward general activity (UDA)	397
18/19 Contracted orthodontic activity (UOA)	1,614
Carry forward orthodontic activity (UOA)	-3
Baseline contract value	£1,033,532.63

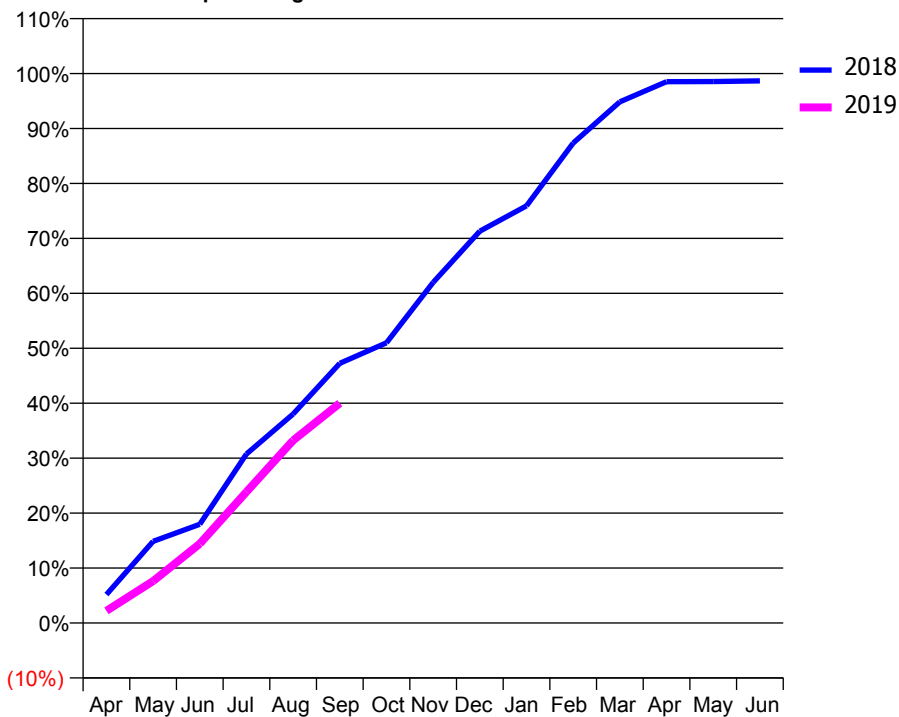
ACCESS*

Patients seen in 24 months	Total	Change since previous quarter
Quarter ending September 2017	10,735	
Quarter ending December 2017	10,724	→
Quarter ending March 2018	10,607	↓
Quarter ending June 2018	10,386	↓
Quarter ending September 2018	10,259	↓
Variance since September 2017	(4.4%)	↓



ACTIVITY

Cumulative percentage of contracted UDA delivered 2018 & 2019



Adjusted Scheduled Activity (UDA)		
Month	2018	2019
April	1,537	662
May	4,416	2,268
June	5,337	4,280
July	9,131	7,088
August	11,294	9,871
September	14,032	11,881
October	15,139	
November	18,404	
December	21,171	
January	22,542	
February	25,939	
March	28,165	
April	29,252	
May	29,255	
June	29,296	

QUALITY

	Quantity	Base Number	Contract	AT	Region	England
% of FP17s for the same patient ID Re-attending within 3 months - Children	176	1,542	11.4%	10.5%	11.5%	11.6%
% of FP17s for the same patient ID Re-attending within 3 months - Adults	324	3,085	10.5%	15.7%	16.5%	15.5%
% of FP17s for the same patient ID Re-attending between 3 & 9 months - Children	560	1,542	36.3%	44.8%	48.5%	58.8%
% of FP17s for the same patient ID Re-attending between 3 & 9 months - Adults	755	3,085	24.5%	37.0%	39.1%	51.1%
% of FP17s for Band 1 Urgent Courses	521	4,181	12.5%	10.9%	10.6%	9.0%
% of FP17s Relating to Free Repair or Replacements	21	4,181	0.5%	0.5%	0.5%	0.8%
% of FP17s Relating to Continuations	20	4,181	0.5%	0.7%	0.7%	0.9%
% of Patients satisfied with the dentistry they have received	3	3	N/A	90.7%	90.5%	93.3%
% of Patients satisfied with the time they had to wait for an appointment	3	3	N/A	82.5%	85.1%	88.9%

* This is based on patients treated on this contract for their most recent course of treatment. Figures in italics indicate the base number of FP17s or Patient Questionnaire responses are less than 100. N/A is shown where the base number of responses is less than 10 during the period. % is calculated as Quantity/Base number*100

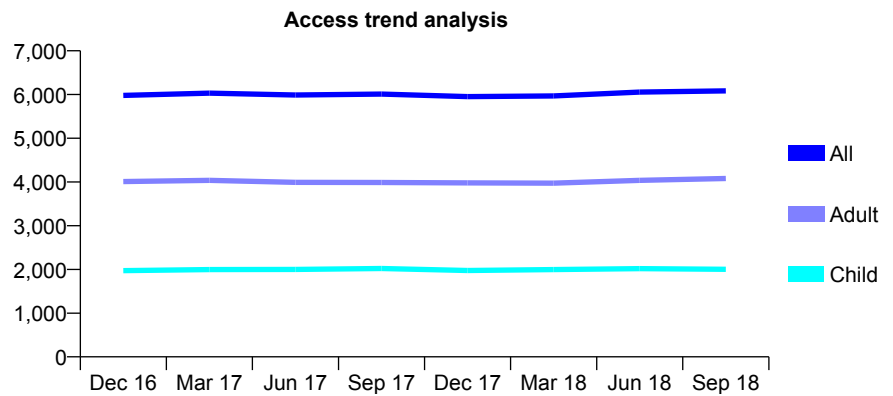
Q61 - Vital Signs At a Glance Contract Report for 190993/0001 - September 2018

Name or company name	MR JP SHAH and MS M SHAH
Contract type name	GDS Contract
Purpose of contract	General
Contract start date	01/07/2013
Contract end date	

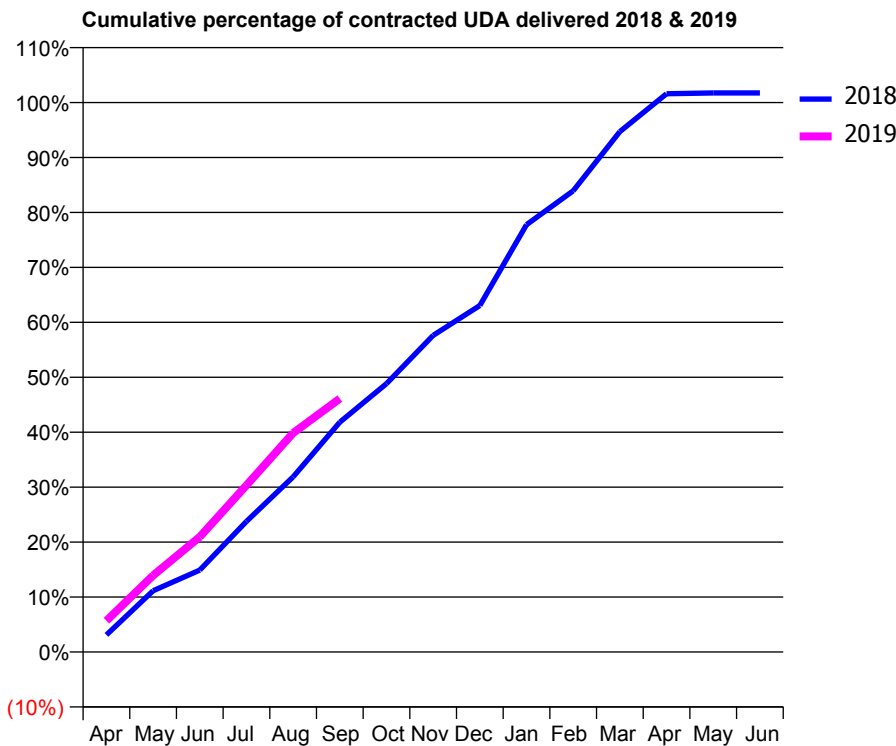
18/19 Contracted general activity (UDA)	20,236
Carry forward general activity (UDA)	-350
18/19 Contracted orthodontic activity (UOA)	0
Carry forward orthodontic activity (UOA)	0
Baseline contract value	£603,635.54

ACCESS*

Patients seen in 24 months	Total	Change since previous quarter
Quarter ending September 2017	6,009	
Quarter ending December 2017	5,953	→
Quarter ending March 2018	5,968	→
Quarter ending June 2018	6,055	→
Quarter ending September 2018	6,082	→
Variance since September 2017	1.2%	→



ACTIVITY



Adjusted Scheduled Activity (UDA)		
Month	2018	2019
April	631	1,152
May	2,258	2,823
June	3,017	4,239
July	4,809	6,140
August	6,451	8,063
September	8,464	9,335
October	9,884	
November	11,663	
December	12,760	
January	15,737	
February	16,984	
March	19,162	
April	20,558	
May	20,586	
June	20,586	

QUALITY

	Quantity	Base Number	Contract	AT	Region	England
% of FP17s for the same patient ID Re-attending within 3 months - Children	81	1,200	6.8%	10.5%	11.5%	11.6%
% of FP17s for the same patient ID Re-attending within 3 months - Adults	465	2,633	17.7%	15.7%	16.5%	15.5%
% of FP17s for the same patient ID Re-attending between 3 & 9 months - Children	645	1,200	53.8%	44.8%	48.5%	58.8%
% of FP17s for the same patient ID Re-attending between 3 & 9 months - Adults	1,128	2,633	42.8%	37.0%	39.1%	51.1%
% of FP17s for Band 1 Urgent Courses	357	3,276	10.9%	10.9%	10.6%	9.0%
% of FP17s Relating to Free Repair or Replacements	3	3,276	0.1%	0.5%	0.5%	0.8%
% of FP17s Relating to Continuations	48	3,276	1.5%	0.7%	0.7%	0.9%
% of Patients satisfied with the dentistry they have received	4	5	N/A	90.7%	90.5%	93.3%
% of Patients satisfied with the time they had to wait for an appointment	4	5	N/A	82.5%	85.1%	88.9%

* This is based on patients treated on this contract for their most recent course of treatment. Figures in italics indicate the base number of FP17s or Patient Questionnaire responses are less than 100. N/A is shown where the base number of responses is less than 10 during the period. % is calculated as Quantity/Base number*100

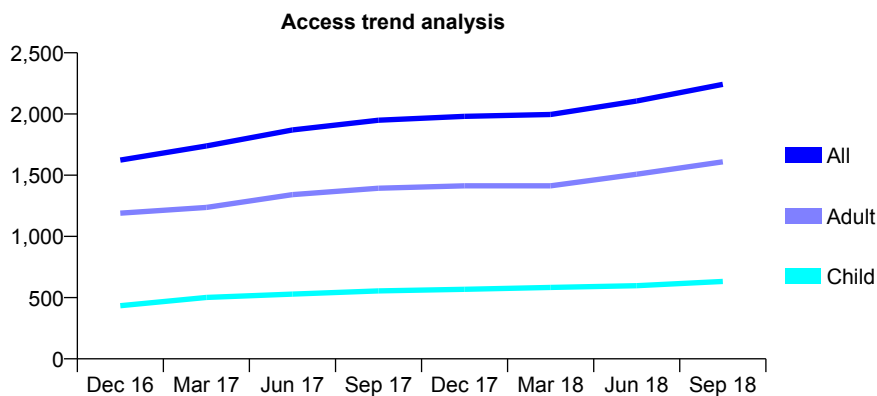
Q61 - Vital Signs At a Glance Contract Report for 191019/0001 - September 2018

Name or company name	Mr Jinesh Patel
Contract type name	GDS Contract
Purpose of contract	General
Contract start date	01/03/2012
Contract end date	

18/19 Contracted general activity (UDA)	5,037
Carry forward general activity (UDA)	-35
18/19 Contracted orthodontic activity (UOA)	0
Carry forward orthodontic activity (UOA)	0
Baseline contract value	£194,079.54

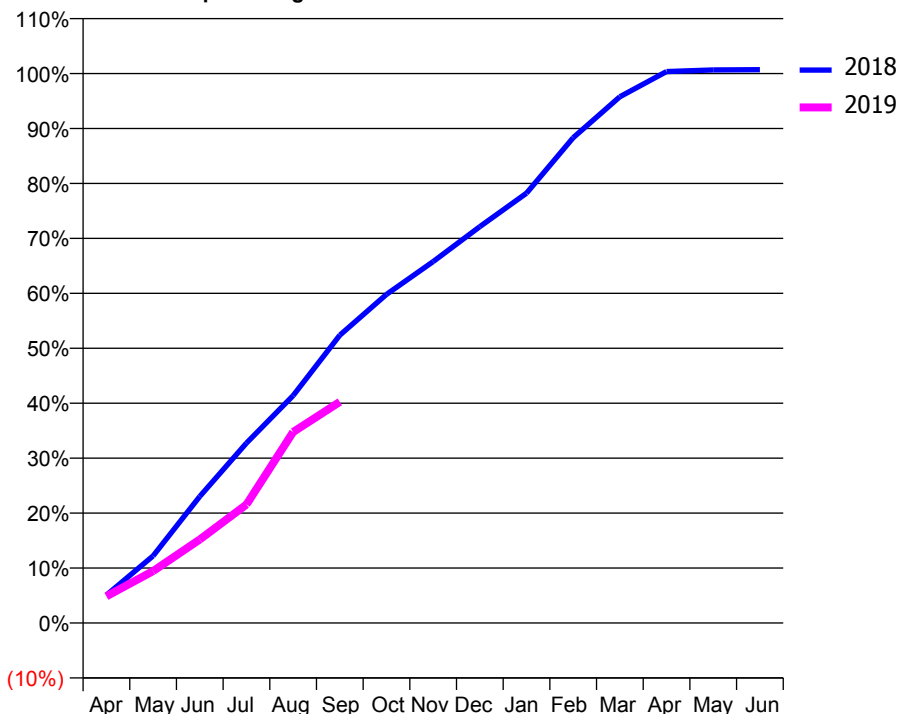
ACCESS*

Patients seen in 24 months	Total	Change since previous quarter
Quarter ending September 2017	1,949	
Quarter ending December 2017	1,981	→
Quarter ending March 2018	1,996	→
Quarter ending June 2018	2,106	↑
Quarter ending September 2018	2,242	↑
Variance since September 2017	15.0%	↑



ACTIVITY

Cumulative percentage of contracted UDA delivered 2018 & 2019



Month	Adjusted Scheduled Activity (UDA)	
	2018	2019
April	256	245
May	615	476
June	1,161	766
July	1,649	1,086
August	2,085	1,751
September	2,638	2,027
October	3,013	
November	3,313	
December	3,634	
January	3,941	
February	4,449	
March	4,823	
April	5,055	
May	5,070	
June	5,072	

QUALITY

	Quantity	Base Number	Contract	AT	Region	England
% of FP17s for the same patient ID Re-attending within 3 months - Children	4	248	1.6%	10.5%	11.5%	11.6%
% of FP17s for the same patient ID Re-attending within 3 months - Adults	33	583	5.7%	15.7%	16.5%	15.5%
% of FP17s for the same patient ID Re-attending between 3 & 9 months - Children	58	248	23.4%	44.8%	48.5%	58.8%
% of FP17s for the same patient ID Re-attending between 3 & 9 months - Adults	122	583	20.9%	37.0%	39.1%	51.1%
% of FP17s for Band 1 Urgent Courses	54	745	7.2%	10.9%	10.6%	9.0%
% of FP17s Relating to Free Repair or Replacements	1	745	0.1%	0.5%	0.5%	0.8%
% of FP17s Relating to Continuations	4	745	0.5%	0.7%	0.7%	0.9%
% of Patients satisfied with the dentistry they have received	2	2	N/A	90.7%	90.5%	93.3%
% of Patients satisfied with the time they had to wait for an appointment	2	2	N/A	82.5%	85.1%	88.9%

* This is based on patients treated on this contract for their most recent course of treatment. Figures in italics indicate the base number of FP17s or Patient Questionnaire responses are less than 100. N/A is shown where the base number of responses is less than 10 during the period. % is calculated as Quantity/Base number*100

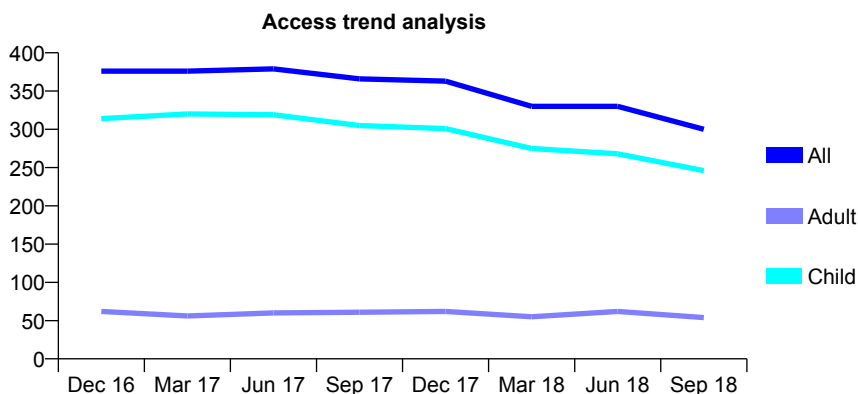
Q61 - Vital Signs At a Glance Contract Report for 192570/0001 - September 2018

Name or company name	Hampden Clinics Limited
Contract type name	GDS Contract
Purpose of contract	General
Contract start date	01/01/2011
Contract end date	

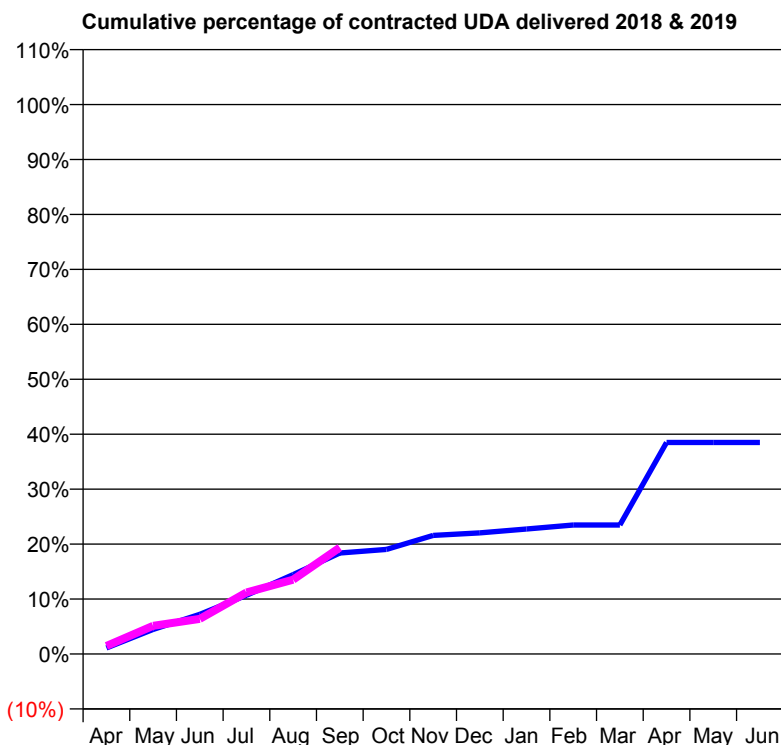
18/19 Contracted general activity (UDA)	1,759
Carry forward general activity (UDA)	0
18/19 Contracted orthodontic activity (UOA)	0
Carry forward orthodontic activity (UOA)	0
Baseline contract value	£45,008.39

ACCESS*

Patients seen in 24 months	Total	Change since previous quarter
Quarter ending September 2017	366	
Quarter ending December 2017	363	→
Quarter ending March 2018	330	↓
Quarter ending June 2018	330	→
Quarter ending September 2018	300	↓
Variance since September 2017	(18.0%)	↓



ACTIVITY



Month	Adjusted Scheduled Activity (UDA)	
	2018	2019
April	19	26
May	79	90
June	127	113
July	188	197
August	254	238
September	323	341
October	335	
November	380	
December	388	
January	400	
February	413	
March	413	
April	677	
May	677	
June	677	

QUALITY

	Quantity	Base Number	Contract	AT	Region	England
% of FP17s for the same patient ID Re-attending within 3 months - Children	18	222	8.1%	10.5%	11.5%	11.6%
% of FP17s for the same patient ID Re-attending within 3 months - Adults	6	33	18.2%	15.7%	16.5%	15.5%
% of FP17s for the same patient ID Re-attending between 3 & 9 months - Children	101	222	45.5%	44.8%	48.5%	58.8%
% of FP17s for the same patient ID Re-attending between 3 & 9 months - Adults	12	33	36.4%	37.0%	39.1%	51.1%
% of FP17s for Band 1 Urgent Courses	5	132	3.8%	10.9%	10.6%	9.0%
% of FP17s Relating to Free Repair or Replacements	0	132	0.0%	0.5%	0.5%	0.8%
% of FP17s Relating to Continuations	0	132	0.0%	0.7%	0.7%	0.9%
% of Patients satisfied with the dentistry they have received	0	0	N/A	90.7%	90.5%	93.3%
% of Patients satisfied with the time they had to wait for an appointment	0	0	N/A	82.5%	85.1%	88.9%

* This is based on patients treated on this contract for their most recent course of treatment. Figures in italics indicate the base number of FP17s or Patient Questionnaire responses are less than 100. N/A is shown where the base number of responses is less than 10 during the period. % is calculated as Quantity/Base number*100

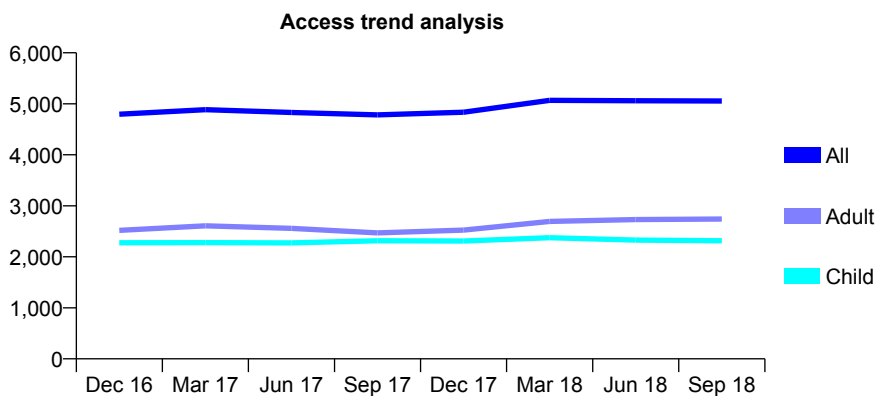
Q61 - Vital Signs At a Glance Contract Report for 192651/0001 - September 2018

Name or company name	Goodmayes Dental Practice Ltd
Contract type name	GDS Contract
Purpose of contract	General
Contract start date	01/09/2010
Contract end date	

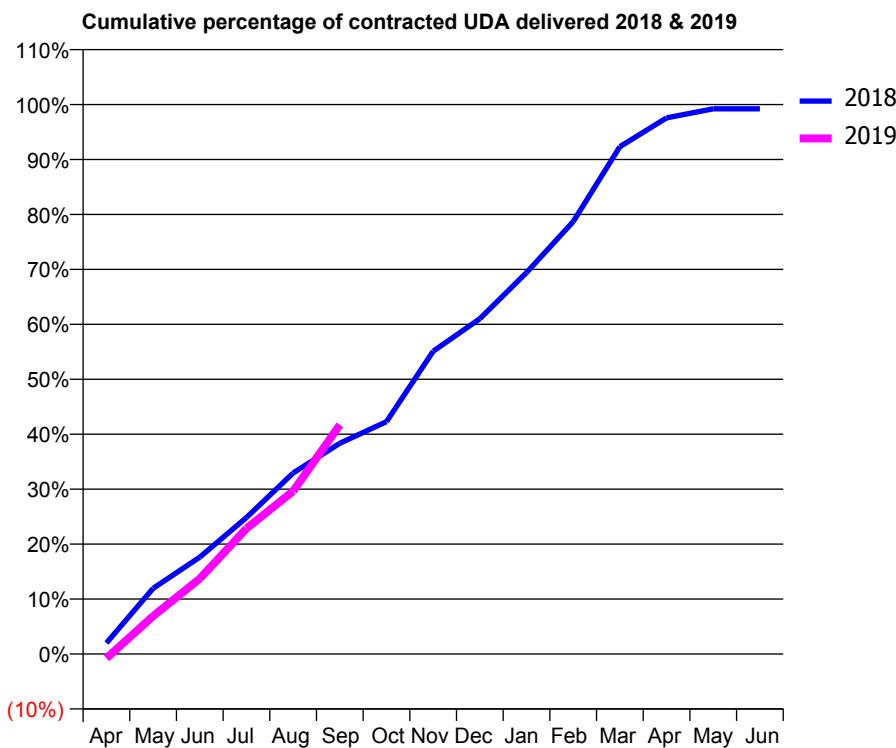
18/19 Contracted general activity (UDA)	13,676
Carry forward general activity (UDA)	107
18/19 Contracted orthodontic activity (UOA)	0
Carry forward orthodontic activity (UOA)	0
Baseline contract value	£436,460.37

ACCESS*

Patients seen in 24 months	Total	Change since previous quarter
Quarter ending September 2017	4,783	
Quarter ending December 2017	4,834	→
Quarter ending March 2018	5,069	↑
Quarter ending June 2018	5,059	→
Quarter ending September 2018	5,054	→
Variance since September 2017	5.7%	↑



ACTIVITY



Adjusted Scheduled Activity (UDA)		
Month	2018	2019
April	274	-107
May	1,634	943
June	2,410	1,878
July	3,398	3,125
August	4,506	4,053
September	5,244	5,703
October	5,782	
November	7,535	
December	8,345	
January	9,494	
February	10,759	
March	12,626	
April	13,344	
May	13,568	
June	13,569	

QUALITY

	Quantity	Base Number	Contract	AT	Region	England
% of FP17s for the same patient ID Re-attending within 3 months - Children	132	1,397	9.4%	10.5%	11.5%	11.6%
% of FP17s for the same patient ID Re-attending within 3 months - Adults	184	1,274	14.4%	15.7%	16.5%	15.5%
% of FP17s for the same patient ID Re-attending between 3 & 9 months - Children	685	1,397	49.0%	44.8%	48.5%	58.8%
% of FP17s for the same patient ID Re-attending between 3 & 9 months - Adults	366	1,274	28.7%	37.0%	39.1%	51.1%
% of FP17s for Band 1 Urgent Courses	170	2,320	7.3%	10.9%	10.6%	9.0%
% of FP17s Relating to Free Repair or Replacements	1	2,320	0.0%	0.5%	0.5%	0.8%
% of FP17s Relating to Continuations	2	2,320	0.1%	0.7%	0.7%	0.9%
% of Patients satisfied with the dentistry they have received	1	1	N/A	90.7%	90.5%	93.3%
% of Patients satisfied with the time they had to wait for an appointment	0	1	N/A	82.5%	85.1%	88.9%

* This is based on patients treated on this contract for their most recent course of treatment. Figures in italics indicate the base number of FP17s or Patient Questionnaire responses are less than 100. N/A is shown where the base number of responses is less than 10 during the period. % is calculated as Quantity/Base number*100

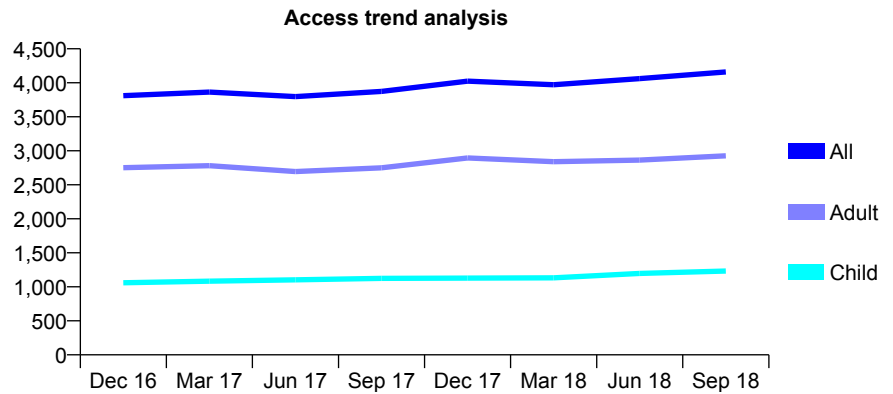
Q61 - Vital Signs At a Glance Contract Report for 193127/0001 - September 2018

Name or company name	RUSHDENT LIMITED
Contract type name	GDS Contract
Purpose of contract	General
Contract start date	01/04/2011
Contract end date	

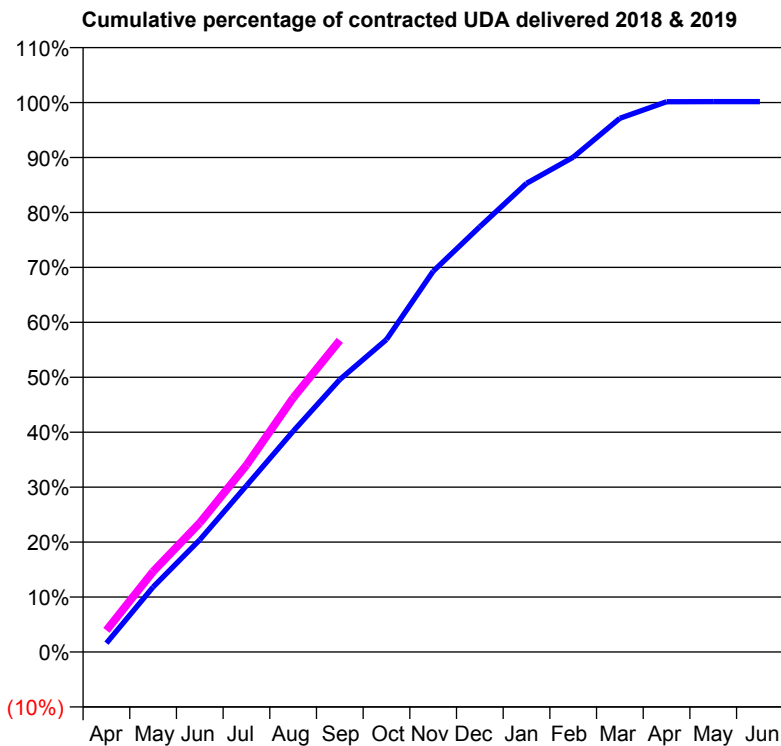
18/19 Contracted general activity (UDA)	9,924
Carry forward general activity (UDA)	0
18/19 Contracted orthodontic activity (UOA)	0
Carry forward orthodontic activity (UOA)	0
Baseline contract value	£267,263.86

ACCESS*

Patients seen in 24 months	Total	Change since previous quarter
Quarter ending September 2017	3,874	
Quarter ending December 2017	4,025	↑
Quarter ending March 2018	3,972	↓
Quarter ending June 2018	4,061	↑
Quarter ending September 2018	4,159	↑
Variance since September 2017	7.4%	↑



ACTIVITY



Month	Adjusted Scheduled Activity (UDA)	
	2018	2019
April	160	391
May	1,174	1,453
June	2,027	2,332
July	3,004	3,376
August	3,987	4,588
September	4,921	5,630
October	5,643	
November	6,877	
December	7,680	
January	8,464	
February	8,936	
March	9,638	
April	9,938	
May	9,940	
June	9,940	

QUALITY

	Quantity	Base Number	Contract	AT	Region	England
% of FP17s for the same patient ID Re-attending within 3 months - Children	38	764	5.0%	10.5%	11.5%	11.6%
% of FP17s for the same patient ID Re-attending within 3 months - Adults	84	1,674	5.0%	15.7%	16.5%	15.5%
% of FP17s for the same patient ID Re-attending between 3 & 9 months - Children	293	764	38.4%	44.8%	48.5%	58.8%
% of FP17s for the same patient ID Re-attending between 3 & 9 months - Adults	603	1,674	36.0%	37.0%	39.1%	51.1%
% of FP17s for Band 1 Urgent Courses	3	2,327	0.1%	10.9%	10.6%	9.0%
% of FP17s Relating to Free Repair or Replacements	2	2,327	0.1%	0.5%	0.5%	0.8%
% of FP17s Relating to Continuations	12	2,327	0.5%	0.7%	0.7%	0.9%
% of Patients satisfied with the dentistry they have received	3	3	N/A	90.7%	90.5%	93.3%
% of Patients satisfied with the time they had to wait for an appointment	3	3	N/A	82.5%	85.1%	88.9%

* This is based on patients treated on this contract for their most recent course of treatment. Figures in italics indicate the base number of FP17s or Patient Questionnaire responses are less than 100. N/A is shown where the base number of responses is less than 10 during the period. % is calculated as Quantity/Base number*100

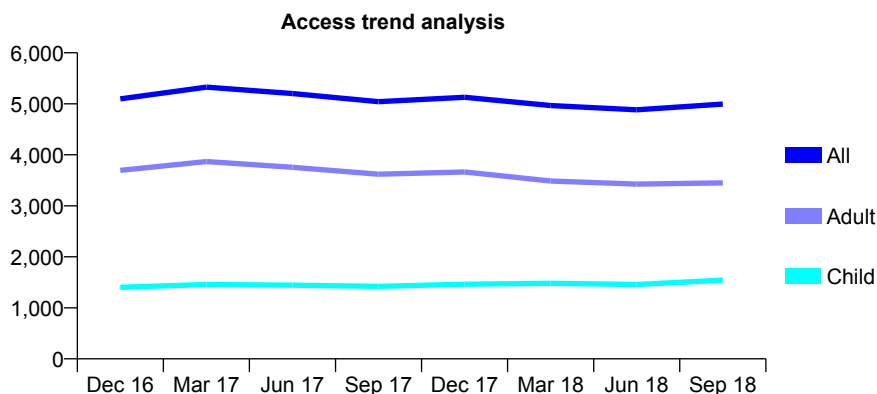
Q61 - Vital Signs At a Glance Contract Report for 193798/0001 - September 2018

Name or company name	Dr S S Dhami & Dr J S Gill
Contract type name	GDS Contract
Purpose of contract	General
Contract start date	21/09/2011
Contract end date	

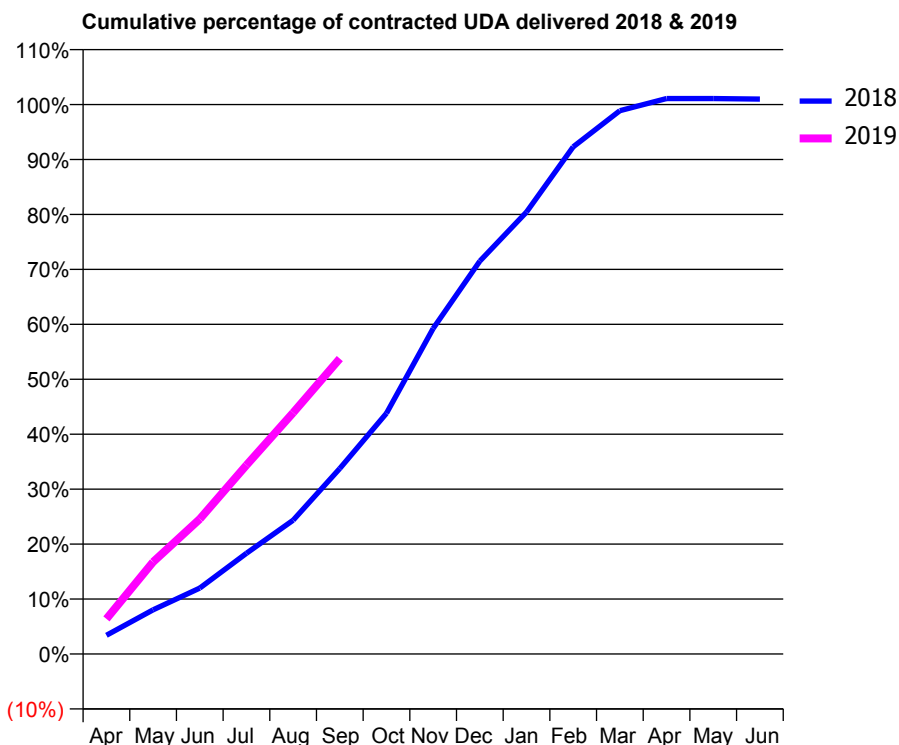
18/19 Contracted general activity (UDA)	15,151
Carry forward general activity (UDA)	-151
18/19 Contracted orthodontic activity (UOA)	0
Carry forward orthodontic activity (UOA)	0
Baseline contract value	£382,143.85

ACCESS*

Patients seen in 24 months	Total	Change since previous quarter
Quarter ending September 2017	5,041	
Quarter ending December 2017	5,128	→
Quarter ending March 2018	4,967	↓
Quarter ending June 2018	4,882	↓
Quarter ending September 2018	4,995	↑
Variance since September 2017	(0.9%)	→



ACTIVITY



Month	Adjusted Scheduled Activity (UDA)	
	2018	2019
April	515	969
May	1,218	2,539
June	1,819	3,724
July	2,778	5,209
August	3,688	6,654
September	5,115	8,145
October	6,639	
November	8,977	
December	10,833	
January	12,187	
February	13,984	
March	14,981	
April	15,315	
May	15,315	
June	15,302	

QUALITY

	Quantity	Base Number	Contract	AT	Region	England
% of FP17s for the same patient ID Re-attending within 3 months - Children	68	911	7.5%	10.5%	11.5%	11.6%
% of FP17s for the same patient ID Re-attending within 3 months - Adults	289	1,806	16.0%	15.7%	16.5%	15.5%
% of FP17s for the same patient ID Re-attending between 3 & 9 months - Children	345	911	37.9%	44.8%	48.5%	58.8%
% of FP17s for the same patient ID Re-attending between 3 & 9 months - Adults	573	1,806	31.7%	37.0%	39.1%	51.1%
% of FP17s for Band 1 Urgent Courses	354	2,623	13.5%	10.9%	10.6%	9.0%
% of FP17s Relating to Free Repair or Replacements	35	2,623	1.3%	0.5%	0.5%	0.8%
% of FP17s Relating to Continuations	4	2,623	0.2%	0.7%	0.7%	0.9%
% of Patients satisfied with the dentistry they have received	1	2	N/A	90.7%	90.5%	93.3%
% of Patients satisfied with the time they had to wait for an appointment	1	2	N/A	82.5%	85.1%	88.9%

* This is based on patients treated on this contract for their most recent course of treatment. Figures in italics indicate the base number of FP17s or Patient Questionnaire responses are less than 100. N/A is shown where the base number of responses is less than 10 during the period. % is calculated as Quantity/Base number*100

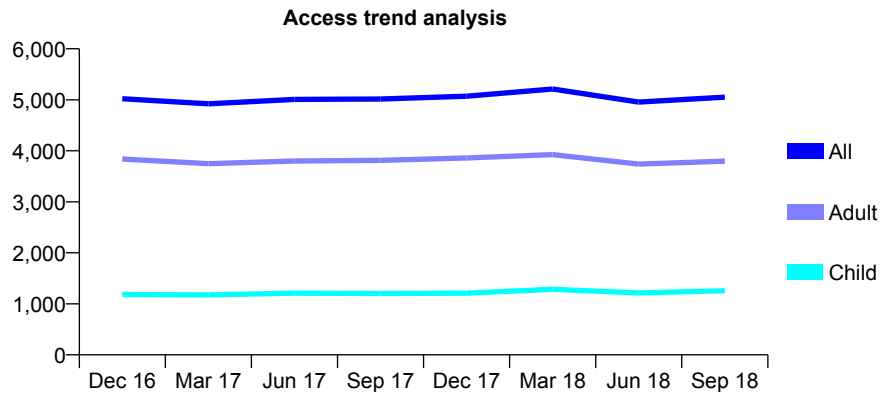
Q61 - Vital Signs At a Glance Contract Report for 194050/0001 - September 2018

Name or company name	Woodberry Downs Dental Practice
Contract type name	GDS Contract
Purpose of contract	General
Contract start date	01/04/2010
Contract end date	

18/19 Contracted general activity (UDA)	14,000
Carry forward general activity (UDA)	-79
18/19 Contracted orthodontic activity (UOA)	0
Carry forward orthodontic activity (UOA)	0
Baseline contract value	£461,316.03

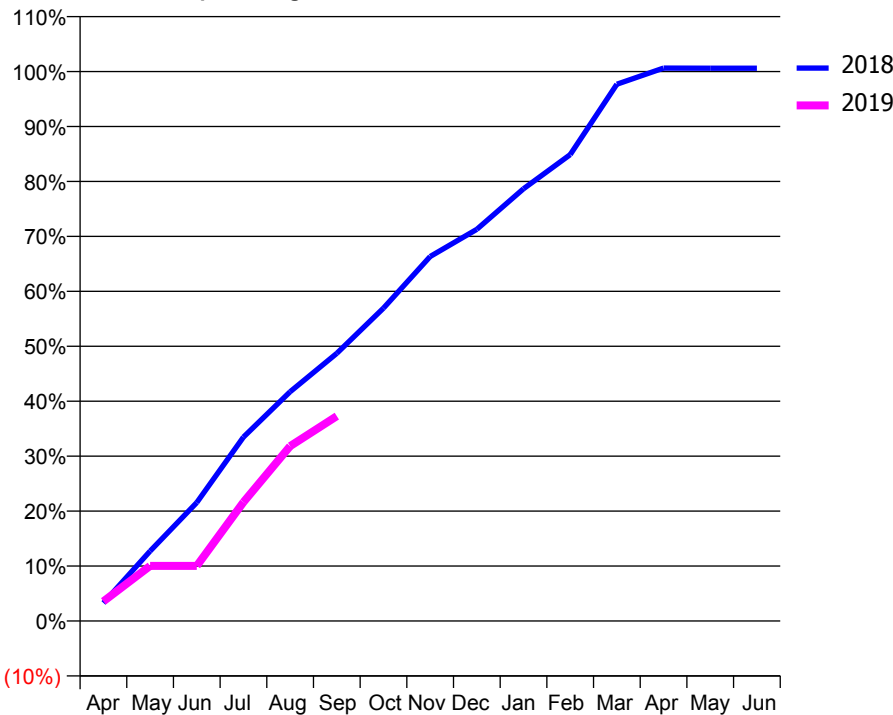
ACCESS*

Patients seen in 24 months	Total	Change since previous quarter
Quarter ending September 2017	5,016	
Quarter ending December 2017	5,070	→
Quarter ending March 2018	5,211	↑
Quarter ending June 2018	4,956	↓
Quarter ending September 2018	5,052	→
Variance since September 2017	0.7%	→



ACTIVITY

Cumulative percentage of contracted UDA delivered 2018 & 2019



Month	Adjusted Scheduled Activity (UDA)	
	2018	2019
April	434	502
May	1,682	1,405
June	2,850	1,405
July	4,423	3,028
August	5,513	4,455
September	6,435	5,220
October	7,523	
November	8,763	
December	9,417	
January	10,392	
February	11,213	
March	12,905	
April	13,293	
May	13,291	
June	13,291	

QUALITY

	Quantity	Base Number	Contract	AT	Region	England
% of FP17s for the same patient ID Re-attending within 3 months - Children	27	604	4.5%	10.5%	11.5%	11.6%
% of FP17s for the same patient ID Re-attending within 3 months - Adults	126	1,610	7.8%	15.7%	16.5%	15.5%
% of FP17s for the same patient ID Re-attending between 3 & 9 months - Children	188	604	31.1%	44.8%	48.5%	58.8%
% of FP17s for the same patient ID Re-attending between 3 & 9 months - Adults	548	1,610	34.0%	37.0%	39.1%	51.1%
% of FP17s for Band 1 Urgent Courses	128	2,047	6.3%	10.9%	10.6%	9.0%
% of FP17s Relating to Free Repair or Replacements	17	2,047	0.8%	0.5%	0.5%	0.8%
% of FP17s Relating to Continuations	3	2,047	0.1%	0.7%	0.7%	0.9%
% of Patients satisfied with the dentistry they have received	0	0	N/A	90.7%	90.5%	93.3%
% of Patients satisfied with the time they had to wait for an appointment	0	0	N/A	82.5%	85.1%	88.9%

* This is based on patients treated on this contract for their most recent course of treatment. Figures in italics indicate the base number of FP17s or Patient Questionnaire responses are less than 100. N/A is shown where the base number of responses is less than 10 during the period. % is calculated as Quantity/Base number*100

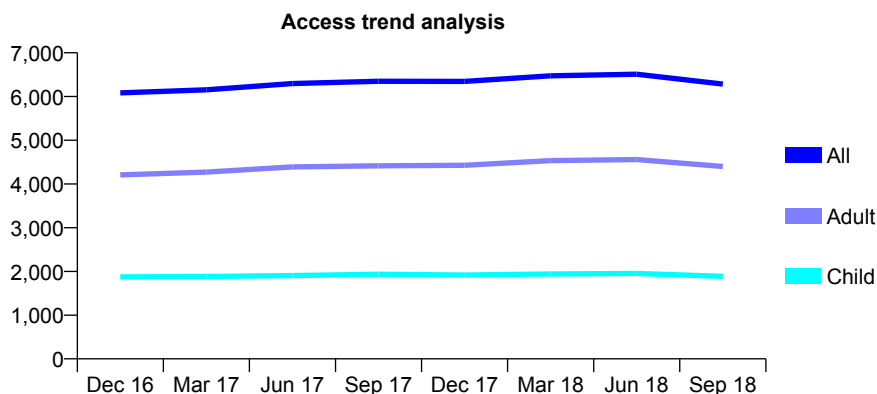
Q61 - Vital Signs At a Glance Contract Report for 194069/0001 - September 2018

Name or company name	Bluebell Dental Practice
Contract type name	GDS Contract
Purpose of contract	General
Contract start date	01/11/2007
Contract end date	

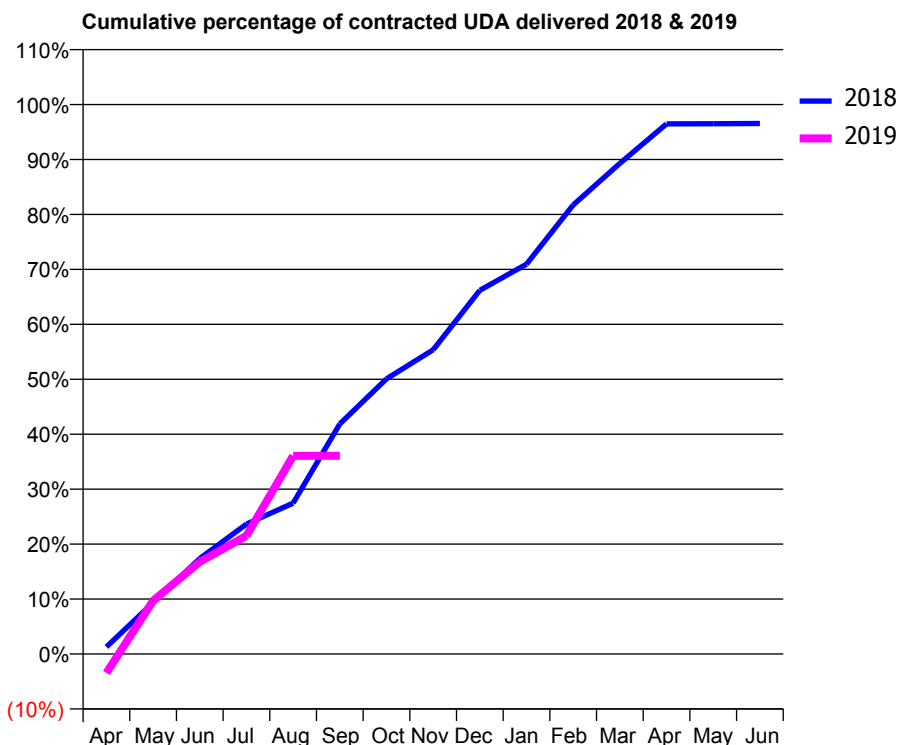
18/19 Contracted general activity (UDA)	11,460
Carry forward general activity (UDA)	396
18/19 Contracted orthodontic activity (UOA)	0
Carry forward orthodontic activity (UOA)	0
Baseline contract value	£315,611.73

ACCESS*

Patients seen in 24 months	Total	Change since previous quarter
Quarter ending September 2017	6,348	
Quarter ending December 2017	6,345	→
Quarter ending March 2018	6,473	↑
Quarter ending June 2018	6,511	→
Quarter ending September 2018	6,286	↓
Variance since September 2017	(1.0%)	→



ACTIVITY



Month	Adjusted Scheduled Activity (UDA)	
	2018	2019
April	149	-396
May	1,073	1,110
June	1,992	1,924
July	2,711	2,465
August	3,147	4,134
September	4,799	4,134
October	5,737	
November	6,345	
December	7,585	
January	8,130	
February	9,366	
March	10,232	
April	11,055	
May	11,058	
June	11,064	

QUALITY

	Quantity	Base Number	Contract	AT	Region	England
% of FP17s for the same patient ID Re-attending within 3 months - Children	59	1,055	5.6%	10.5%	11.5%	11.6%
% of FP17s for the same patient ID Re-attending within 3 months - Adults	202	1,967	10.3%	15.7%	16.5%	15.5%
% of FP17s for the same patient ID Re-attending between 3 & 9 months - Children	463	1,055	43.9%	44.8%	48.5%	58.8%
% of FP17s for the same patient ID Re-attending between 3 & 9 months - Adults	579	1,967	29.4%	37.0%	39.1%	51.1%
% of FP17s for Band 1 Urgent Courses	216	2,587	8.3%	10.9%	10.6%	9.0%
% of FP17s Relating to Free Repair or Replacements	21	2,587	0.8%	0.5%	0.5%	0.8%
% of FP17s Relating to Continuations	3	2,587	0.1%	0.7%	0.7%	0.9%
% of Patients satisfied with the dentistry they have received	2	2	N/A	90.7%	90.5%	93.3%
% of Patients satisfied with the time they had to wait for an appointment	2	2	N/A	82.5%	85.1%	88.9%

* This is based on patients treated on this contract for their most recent course of treatment. Figures in italics indicate the base number of FP17s or Patient Questionnaire responses are less than 100. N/A is shown where the base number of responses is less than 10 during the period. % is calculated as Quantity/Base number*100

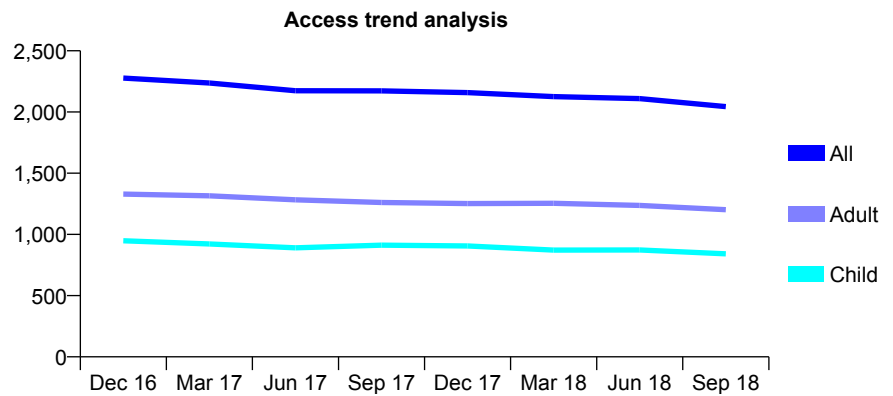
Q61 - Vital Signs At a Glance Contract Report for 194662/0001 - September 2018

Name or company name	Barkingside Dental Care Ltd
Contract type name	GDS Contract
Purpose of contract	General
Contract start date	01/05/2011
Contract end date	

18/19 Contracted general activity (UDA)	5,103
Carry forward general activity (UDA)	-15
18/19 Contracted orthodontic activity (UOA)	0
Carry forward orthodontic activity (UOA)	0
Baseline contract value	£134,127.22

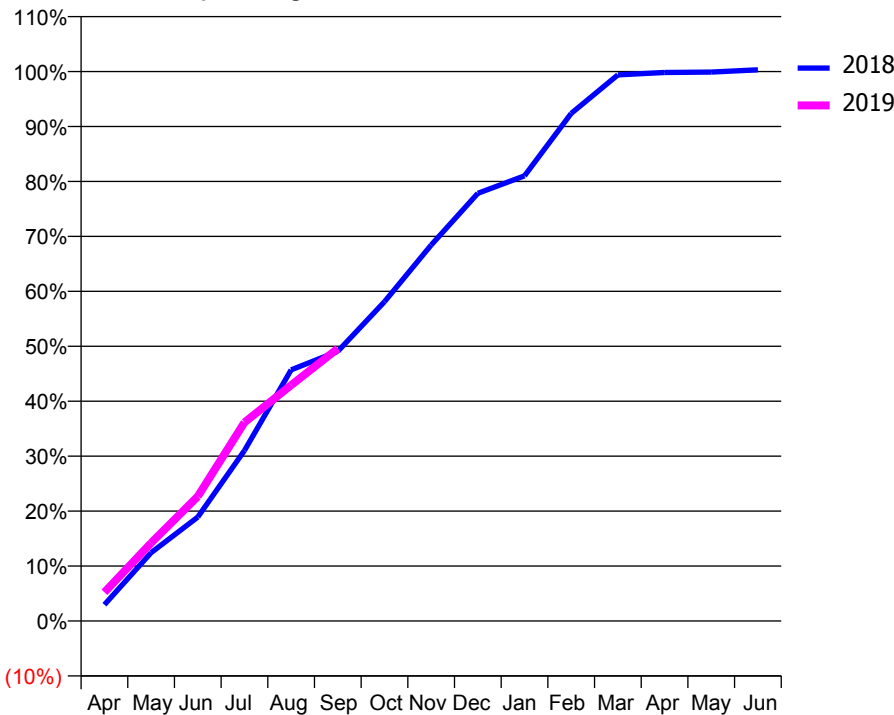
ACCESS*

Patients seen in 24 months	Total	Change since previous quarter
Quarter ending September 2017	2,173	
Quarter ending December 2017	2,158	→
Quarter ending March 2018	2,126	↓
Quarter ending June 2018	2,110	→
Quarter ending September 2018	2,044	↓
Variance since September 2017	(5.9%)	↓



ACTIVITY

Cumulative percentage of contracted UDA delivered 2018 & 2019



Month	Adjusted Scheduled Activity (UDA)	
	2018	2019
April	152	267
May	635	725
June	965	1,157
July	1,584	1,845
August	2,332	2,189
September	2,504	2,531
October	2,965	
November	3,492	
December	3,972	
January	4,134	
February	4,714	
March	5,071	
April	5,093	
May	5,097	
June	5,118	

QUALITY

	Quantity	Base Number	Contract	AT	Region	England
% of FP17s for the same patient ID Re-attending within 3 months - Children	16	420	3.8%	10.5%	11.5%	11.6%
% of FP17s for the same patient ID Re-attending within 3 months - Adults	62	549	11.3%	15.7%	16.5%	15.5%
% of FP17s for the same patient ID Re-attending between 3 & 9 months - Children	168	420	40.0%	44.8%	48.5%	58.8%
% of FP17s for the same patient ID Re-attending between 3 & 9 months - Adults	192	549	35.0%	37.0%	39.1%	51.1%
% of FP17s for Band 1 Urgent Courses	45	934	4.8%	10.9%	10.6%	9.0%
% of FP17s Relating to Free Repair or Replacements	23	934	2.5%	0.5%	0.5%	0.8%
% of FP17s Relating to Continuations	6	934	0.6%	0.7%	0.7%	0.9%
% of Patients satisfied with the dentistry they have received	0	0	N/A	90.7%	90.5%	93.3%
% of Patients satisfied with the time they had to wait for an appointment	0	0	N/A	82.5%	85.1%	88.9%

* This is based on patients treated on this contract for their most recent course of treatment. Figures in italics indicate the base number of FP17s or Patient Questionnaire responses are less than 100. N/A is shown where the base number of responses is less than 10 during the period. % is calculated as Quantity/Base number*100

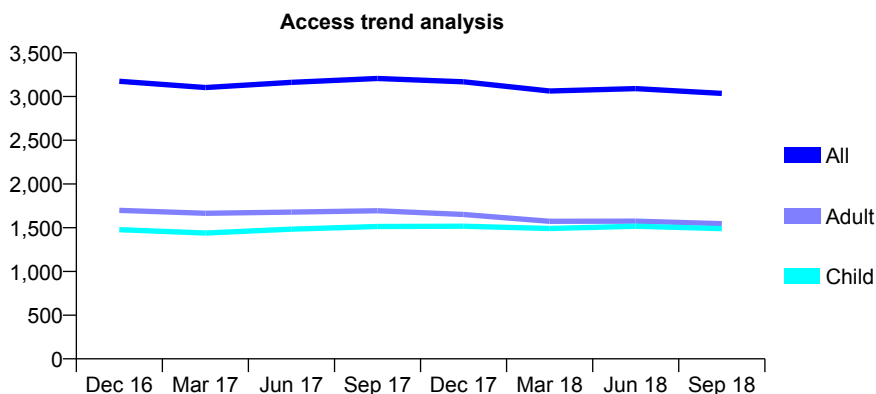
Q61 - Vital Signs At a Glance Contract Report for 195065/0001 - September 2018

Name or company name	Island Health Dental Practice
Contract type name	GDS Contract
Purpose of contract	General
Contract start date	15/10/2010
Contract end date	

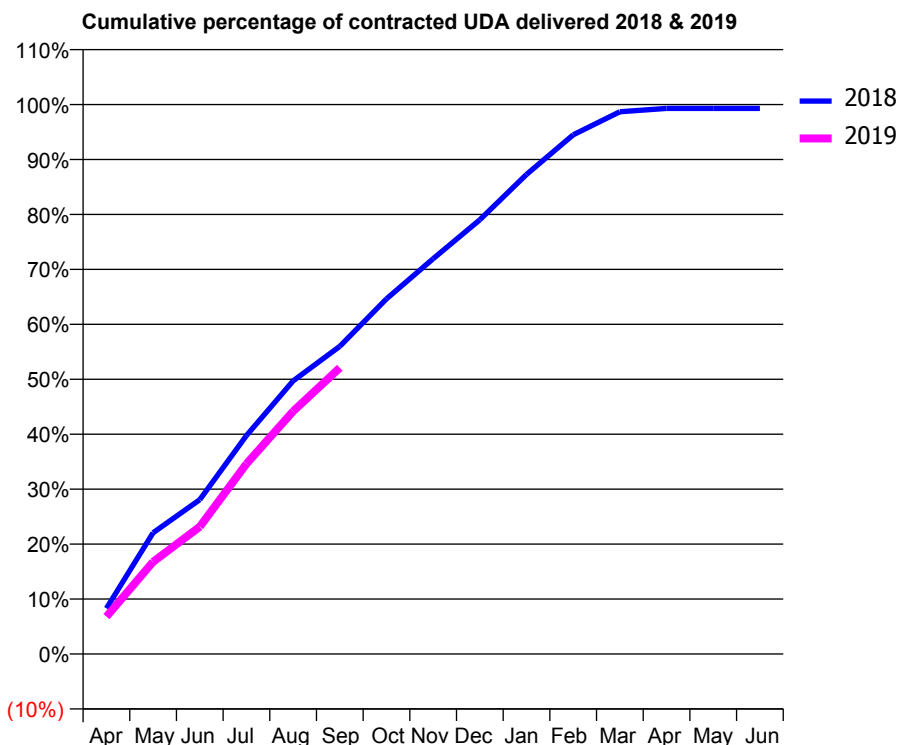
18/19 Contracted general activity (UDA)	9,120
Carry forward general activity (UDA)	66
18/19 Contracted orthodontic activity (UOA)	0
Carry forward orthodontic activity (UOA)	0
Baseline contract value	£286,304.42

ACCESS*

Patients seen in 24 months	Total	Change since previous quarter
Quarter ending September 2017	3,206	
Quarter ending December 2017	3,168	↓
Quarter ending March 2018	3,063	↓
Quarter ending June 2018	3,091	→
Quarter ending September 2018	3,035	↓
Variance since September 2017	(5.3%)	↓



ACTIVITY



Month	Adjusted Scheduled Activity (UDA)	
	2018	2019
April	759	621
May	2,014	1,531
June	2,561	2,112
July	3,627	3,157
August	4,534	4,030
September	5,106	4,751
October	5,895	
November	6,560	
December	7,208	
January	7,960	
February	8,617	
March	8,999	
April	9,054	
May	9,054	
June	9,054	

QUALITY

	Quantity	Base Number	Contract	AT	Region	England
% of FP17s for the same patient ID Re-attending within 3 months - Children	56	889	6.3%	10.5%	11.5%	11.6%
% of FP17s for the same patient ID Re-attending within 3 months - Adults	265	1,119	23.7%	15.7%	16.5%	15.5%
% of FP17s for the same patient ID Re-attending between 3 & 9 months - Children	353	889	39.7%	44.8%	48.5%	58.8%
% of FP17s for the same patient ID Re-attending between 3 & 9 months - Adults	411	1,119	36.7%	37.0%	39.1%	51.1%
% of FP17s for Band 1 Urgent Courses	283	1,970	14.4%	10.9%	10.6%	9.0%
% of FP17s Relating to Free Repair or Replacements	0	1,970	0.0%	0.5%	0.5%	0.8%
% of FP17s Relating to Continuations	0	1,970	0.0%	0.7%	0.7%	0.9%
% of Patients satisfied with the dentistry they have received	0	0	N/A	90.7%	90.5%	93.3%
% of Patients satisfied with the time they had to wait for an appointment	0	0	N/A	82.5%	85.1%	88.9%

* This is based on patients treated on this contract for their most recent course of treatment. Figures in italics indicate the base number of FP17s or Patient Questionnaire responses are less than 100. N/A is shown where the base number of responses is less than 10 during the period. % is calculated as Quantity/Base number*100

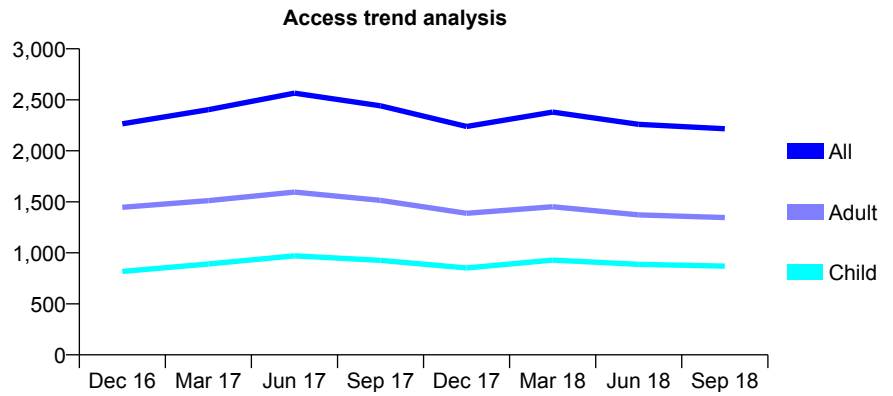
Q61 - Vital Signs At a Glance Contract Report for 196711/0001 - September 2018

Name or company name	Miss Chaudry & Dr M Siddique
Contract type name	GDS Contract
Purpose of contract	General
Contract start date	01/02/2012
Contract end date	

18/19 Contracted general activity (UDA)	6,879
Carry forward general activity (UDA)	-138
18/19 Contracted orthodontic activity (UOA)	0
Carry forward orthodontic activity (UOA)	0
Baseline contract value	£175,945.90

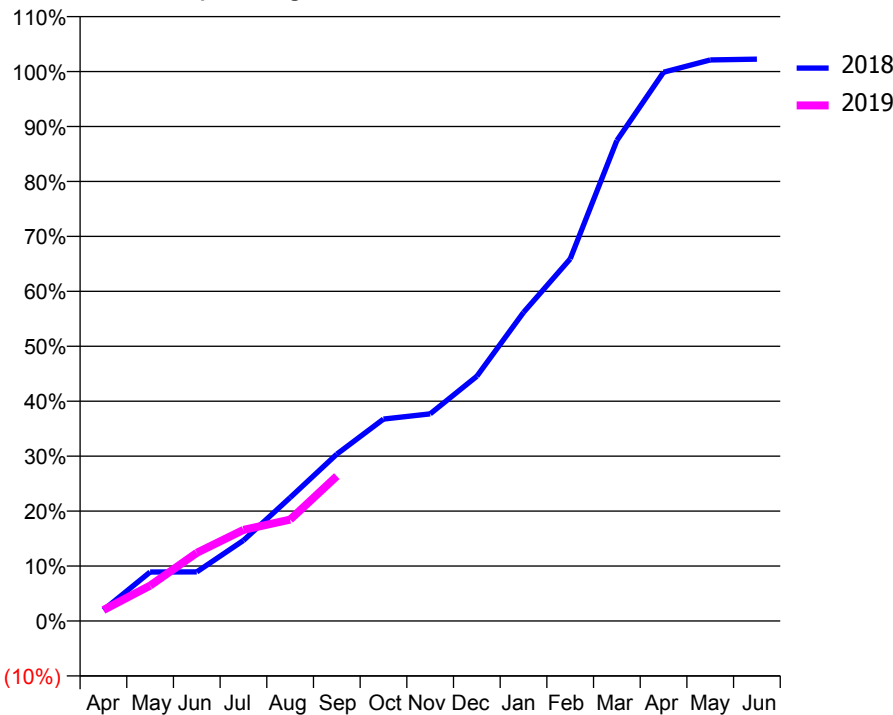
ACCESS*

Patients seen in 24 months	Total	Change since previous quarter
Quarter ending September 2017	2,441	
Quarter ending December 2017	2,238	↓
Quarter ending March 2018	2,380	↑
Quarter ending June 2018	2,259	↓
Quarter ending September 2018	2,216	↓
Variance since September 2017	(9.2%)	↓



ACTIVITY

Cumulative percentage of contracted UDA delivered 2018 & 2019



Adjusted Scheduled Activity (UDA)		
Month	2018	2019
April	138	138
May	613	444
June	616	854
July	1,010	1,141
August	1,546	1,270
September	2,089	1,814
October	2,528	
November	2,594	
December	3,064	
January	3,864	
February	4,534	
March	6,015	
April	6,870	
May	7,024	
June	7,034	

QUALITY

	Quantity	Base Number	Contract	AT	Region	England
% of FP17s for the same patient ID Re-attending within 3 months - Children	61	462	13.2%	10.5%	11.5%	11.6%
% of FP17s for the same patient ID Re-attending within 3 months - Adults	107	568	18.8%	15.7%	16.5%	15.5%
% of FP17s for the same patient ID Re-attending between 3 & 9 months - Children	198	462	42.9%	44.8%	48.5%	58.8%
% of FP17s for the same patient ID Re-attending between 3 & 9 months - Adults	118	568	20.8%	37.0%	39.1%	51.1%
% of FP17s for Band 1 Urgent Courses	118	655	18.0%	10.9%	10.6%	9.0%
% of FP17s Relating to Free Repair or Replacements	2	655	0.3%	0.5%	0.5%	0.8%
% of FP17s Relating to Continuations	4	655	0.6%	0.7%	0.7%	0.9%
% of Patients satisfied with the dentistry they have received	0	0	N/A	90.7%	90.5%	93.3%
% of Patients satisfied with the time they had to wait for an appointment	0	0	N/A	82.5%	85.1%	88.9%

* This is based on patients treated on this contract for their most recent course of treatment. Figures in italics indicate the base number of FP17s or Patient Questionnaire responses are less than 100. N/A is shown where the base number of responses is less than 10 during the period. % is calculated as Quantity/Base number*100

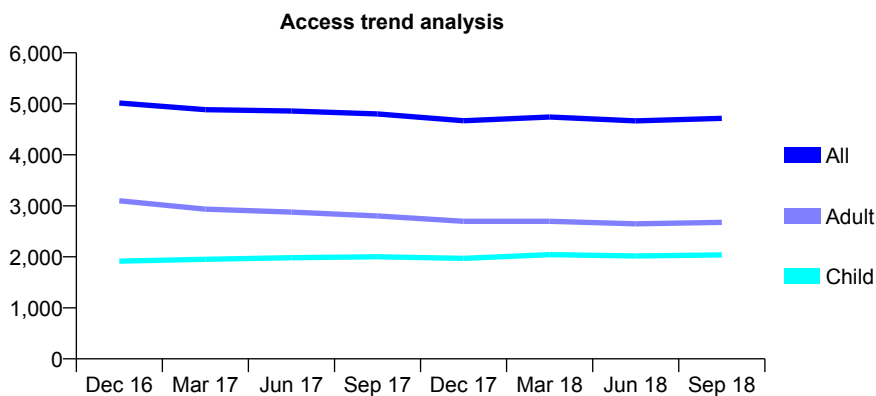
Q61 - Vital Signs At a Glance Contract Report for 196975/0001 - September 2018

Name or company name	Dental Art Studio
Contract type name	GDS Contract
Purpose of contract	General
Contract start date	01/10/2010
Contract end date	

18/19 Contracted general activity (UDA)	11,429
Carry forward general activity (UDA)	363
18/19 Contracted orthodontic activity (UOA)	0
Carry forward orthodontic activity (UOA)	0
Baseline contract value	£316,995.53

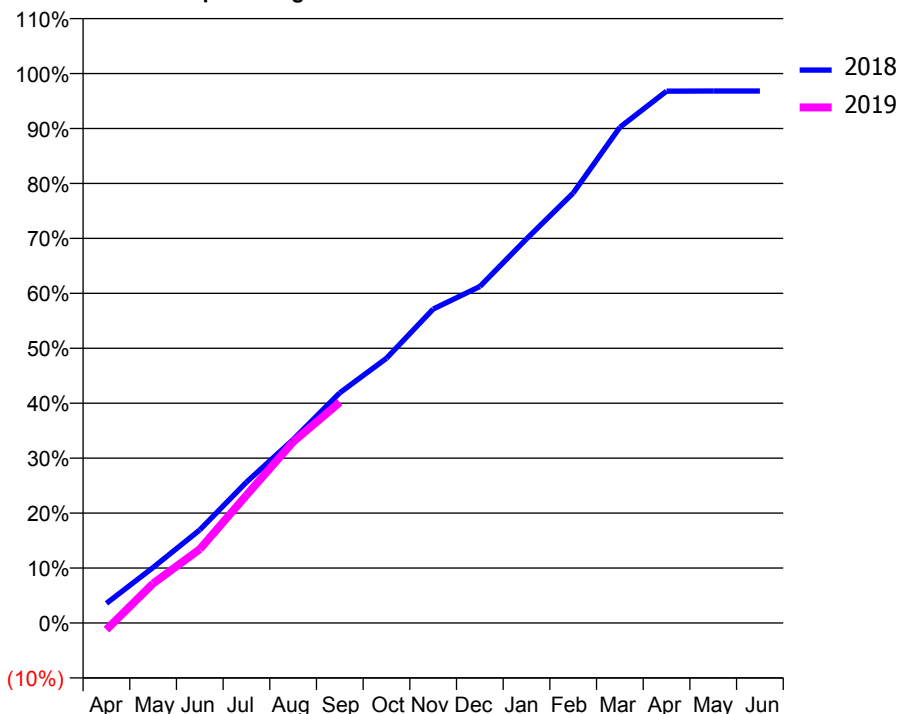
ACCESS*

Patients seen in 24 months	Total	Change since previous quarter
Quarter ending September 2017	4,801	
Quarter ending December 2017	4,667	↓
Quarter ending March 2018	4,740	→
Quarter ending June 2018	4,666	↓
Quarter ending September 2018	4,715	→
Variance since September 2017	(1.8%)	↓



ACTIVITY

Cumulative percentage of contracted UDA delivered 2018 & 2019



Month	Adjusted Scheduled Activity (UDA)	
	2018	2019
April	409	-140
May	1,154	823
June	1,937	1,534
July	2,929	2,659
August	3,814	3,768
September	4,789	4,591
October	5,507	
November	6,531	
December	6,999	
January	7,990	
February	8,944	
March	10,309	
April	11,063	
May	11,065	
June	11,066	

QUALITY

	Quantity	Base Number	Contract	AT	Region	England
% of FP17s for the same patient ID Re-attending within 3 months - Children	97	1,336	7.3%	10.5%	11.5%	11.6%
% of FP17s for the same patient ID Re-attending within 3 months - Adults	175	1,382	12.7%	15.7%	16.5%	15.5%
% of FP17s for the same patient ID Re-attending between 3 & 9 months - Children	650	1,336	48.7%	44.8%	48.5%	58.8%
% of FP17s for the same patient ID Re-attending between 3 & 9 months - Adults	504	1,382	36.5%	37.0%	39.1%	51.1%
% of FP17s for Band 1 Urgent Courses	189	2,406	7.9%	10.9%	10.6%	9.0%
% of FP17s Relating to Free Repair or Replacements	4	2,406	0.2%	0.5%	0.5%	0.8%
% of FP17s Relating to Continuations	3	2,406	0.1%	0.7%	0.7%	0.9%
% of Patients satisfied with the dentistry they have received	1	1	N/A	90.7%	90.5%	93.3%
% of Patients satisfied with the time they had to wait for an appointment	1	1	N/A	82.5%	85.1%	88.9%

* This is based on patients treated on this contract for their most recent course of treatment. Figures in italics indicate the base number of FP17s or Patient Questionnaire responses are less than 100. N/A is shown where the base number of responses is less than 10 during the period. % is calculated as Quantity/Base number*100

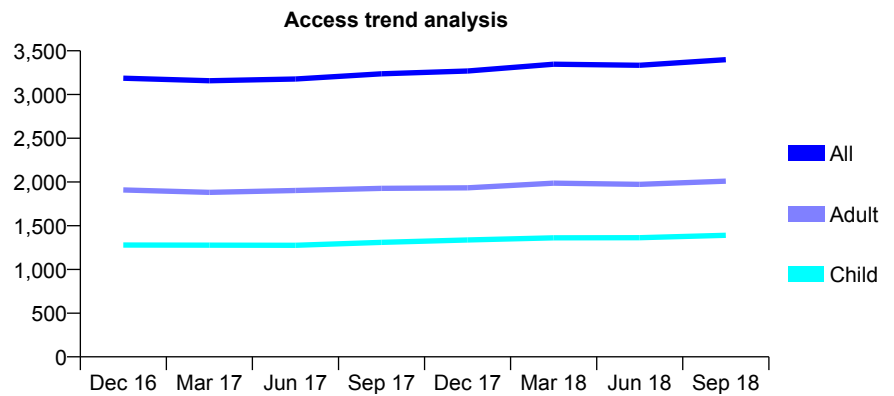
Q61 - Vital Signs At a Glance Contract Report for 197866/0001 - September 2018

Name or company name	Morris House Dental Surgery
Contract type name	GDS Contract
Purpose of contract	General
Contract start date	06/06/2014
Contract end date	

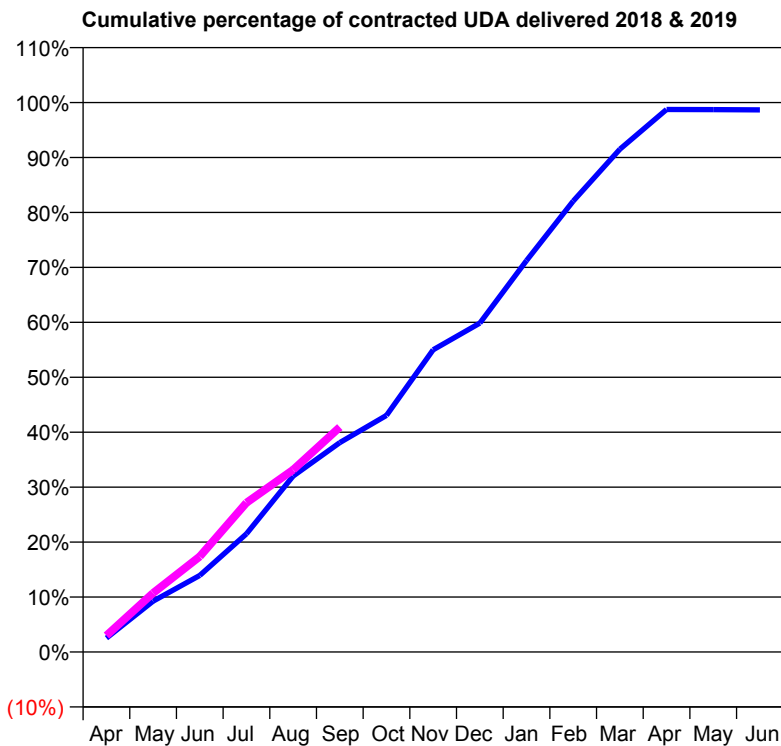
18/19 Contracted general activity (UDA)	10,306
Carry forward general activity (UDA)	139
18/19 Contracted orthodontic activity (UOA)	0
Carry forward orthodontic activity (UOA)	0
Baseline contract value	£327,081.52

ACCESS*

Patients seen in 24 months	Total	Change since previous quarter
Quarter ending September 2017	3,237	
Quarter ending December 2017	3,269	→
Quarter ending March 2018	3,347	↑
Quarter ending June 2018	3,335	→
Quarter ending September 2018	3,399	→
Variance since September 2017	5.0%	↑



ACTIVITY



Adjusted Scheduled Activity (UDA)		
Month	2018	2019
April	262	308
May	953	1,107
June	1,437	1,792
July	2,218	2,800
August	3,301	3,418
September	3,927	4,219
October	4,438	
November	5,668	
December	6,169	
January	7,342	
February	8,458	
March	9,431	
April	10,174	
May	10,172	
June	10,167	

QUALITY

	Quantity	Base Number	Contract	AT	Region	England
% of FP17s for the same patient ID Re-attending within 3 months - Children	25	779	3.2%	10.5%	11.5%	11.6%
% of FP17s for the same patient ID Re-attending within 3 months - Adults	91	900	10.1%	15.7%	16.5%	15.5%
% of FP17s for the same patient ID Re-attending between 3 & 9 months - Children	318	779	40.8%	44.8%	48.5%	58.8%
% of FP17s for the same patient ID Re-attending between 3 & 9 months - Adults	290	900	32.2%	37.0%	39.1%	51.1%
% of FP17s for Band 1 Urgent Courses	84	1,512	5.6%	10.9%	10.6%	9.0%
% of FP17s Relating to Free Repair or Replacements	4	1,512	0.3%	0.5%	0.5%	0.8%
% of FP17s Relating to Continuations	0	1,512	0.0%	0.7%	0.7%	0.9%
% of Patients satisfied with the dentistry they have received	0	0	N/A	90.7%	90.5%	93.3%
% of Patients satisfied with the time they had to wait for an appointment	0	0	N/A	82.5%	85.1%	88.9%

* This is based on patients treated on this contract for their most recent course of treatment. Figures in italics indicate the base number of FP17s or Patient Questionnaire responses are less than 100. N/A is shown where the base number of responses is less than 10 during the period. % is calculated as Quantity/Base number*100

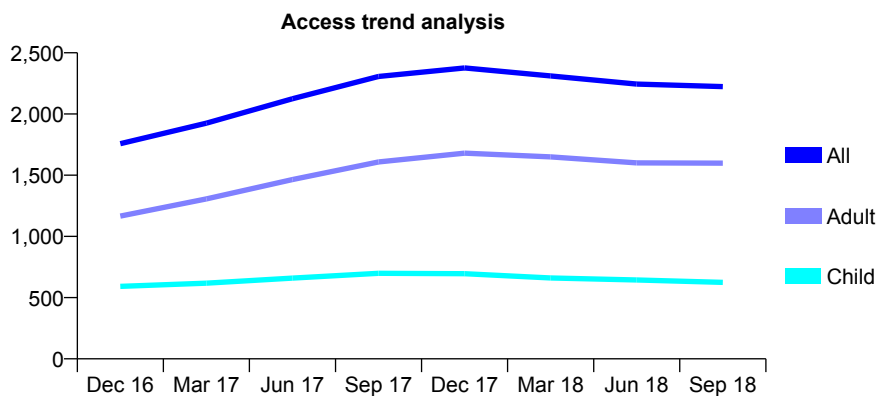
Q61 - Vital Signs At a Glance Contract Report for 198323/0001 - September 2018

Name or company name	Fowell and Lodhia and Dhuggal
Contract type name	GDS Contract
Purpose of contract	General
Contract start date	01/12/2015
Contract end date	

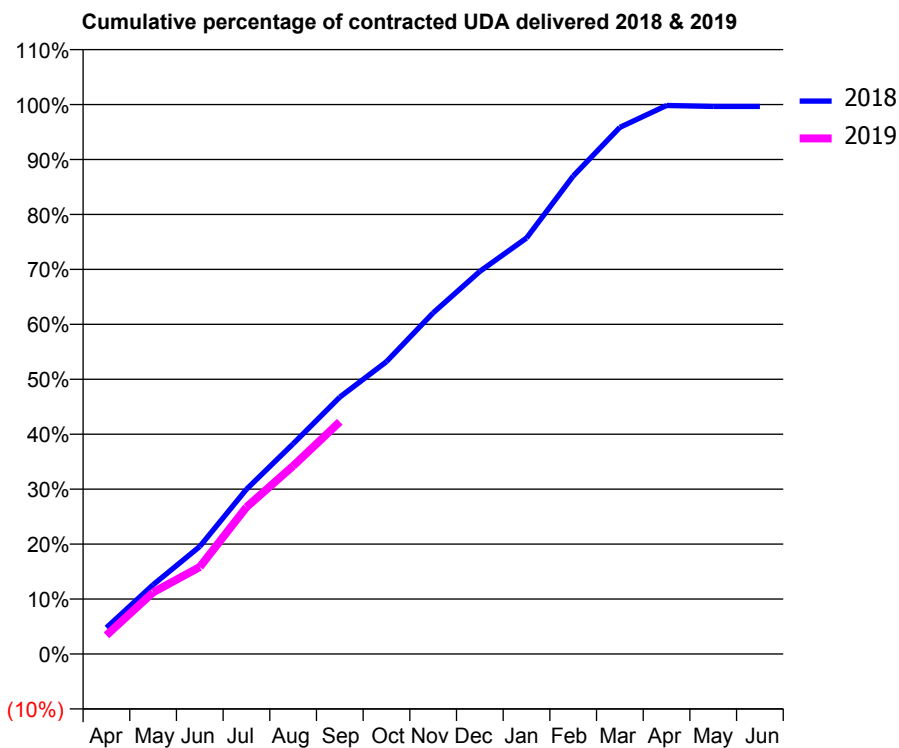
18/19 Contracted general activity (UDA)	6,262
Carry forward general activity (UDA)	22
18/19 Contracted orthodontic activity (UOA)	0
Carry forward orthodontic activity (UOA)	0
Baseline contract value	£212,940.52

ACCESS*

Patients seen in 24 months	Total	Change since previous quarter
Quarter ending September 2017	2,307	
Quarter ending December 2017	2,376	↑
Quarter ending March 2018	2,311	↓
Quarter ending June 2018	2,245	↓
Quarter ending September 2018	2,224	→
Variance since September 2017	(3.6%)	↓



ACTIVITY



Month	Adjusted Scheduled Activity (UDA)	
	2018	2019
April	300	213
May	789	703
June	1,225	992
July	1,877	1,674
August	2,395	2,144
September	2,928	2,646
October	3,332	
November	3,887	
December	4,361	
January	4,740	
February	5,447	
March	6,001	
April	6,251	
May	6,240	
June	6,240	

QUALITY

	Quantity	Base Number	Contract	AT	Region	England
% of FP17s for the same patient ID Re-attending within 3 months - Children	28	378	7.4%	10.5%	11.5%	11.6%
% of FP17s for the same patient ID Re-attending within 3 months - Adults	96	864	11.1%	15.7%	16.5%	15.5%
% of FP17s for the same patient ID Re-attending between 3 & 9 months - Children	197	378	52.1%	44.8%	48.5%	58.8%
% of FP17s for the same patient ID Re-attending between 3 & 9 months - Adults	364	864	42.1%	37.0%	39.1%	51.1%
% of FP17s for Band 1 Urgent Courses	72	1,130	6.4%	10.9%	10.6%	9.0%
% of FP17s Relating to Free Repair or Replacements	8	1,130	0.7%	0.5%	0.5%	0.8%
% of FP17s Relating to Continuations	8	1,130	0.7%	0.7%	0.7%	0.9%
% of Patients satisfied with the dentistry they have received	0	0	N/A	90.7%	90.5%	93.3%
% of Patients satisfied with the time they had to wait for an appointment	0	0	N/A	82.5%	85.1%	88.9%

* This is based on patients treated on this contract for their most recent course of treatment. Figures in italics indicate the base number of FP17s or Patient Questionnaire responses are less than 100. N/A is shown where the base number of responses is less than 10 during the period. % is calculated as Quantity/Base number*100

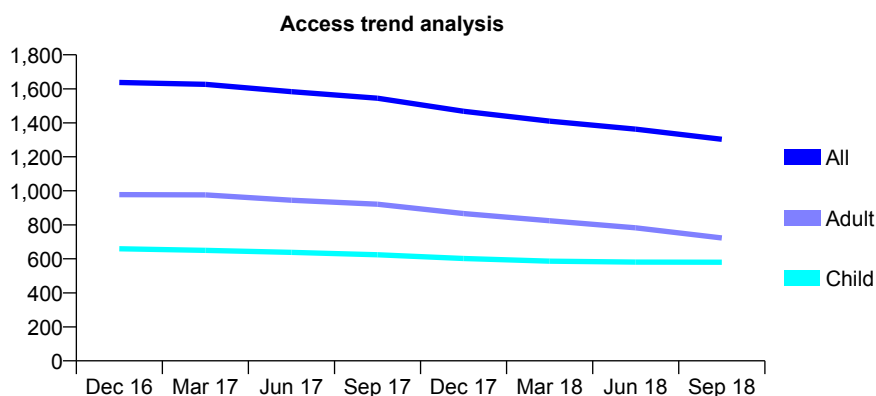
Q61 - Vital Signs At a Glance Contract Report for 198455/0001 - September 2018

Name or company name	Cambridge Park Dental Practice
Contract type name	GDS Contract
Purpose of contract	General
Contract start date	01/06/2008
Contract end date	

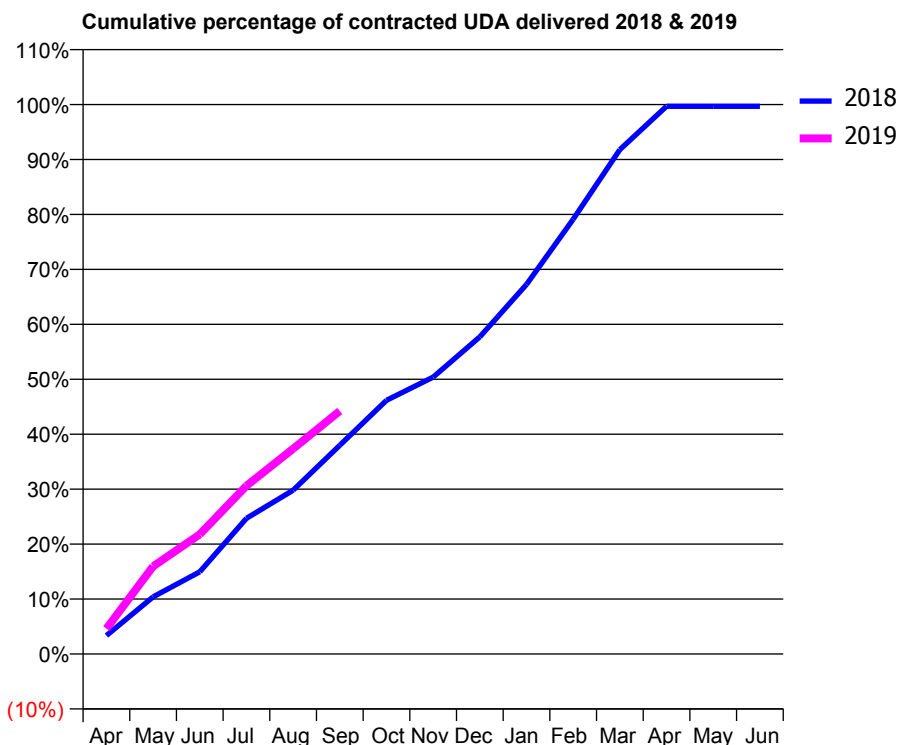
18/19 Contracted general activity (UDA)	4,037
Carry forward general activity (UDA)	13
18/19 Contracted orthodontic activity (UOA)	0
Carry forward orthodontic activity (UOA)	0
Baseline contract value	£110,655.47

ACCESS*

Patients seen in 24 months	Total	Change since previous quarter
Quarter ending September 2017	1,545	
Quarter ending December 2017	1,468	↓
Quarter ending March 2018	1,410	↓
Quarter ending June 2018	1,363	↓
Quarter ending September 2018	1,303	↓
Variance since September 2017	(15.7%)	↓



ACTIVITY



Adjusted Scheduled Activity (UDA)		
Month	2018	2019
April	135	186
May	420	644
June	604	879
July	996	1,236
August	1,203	1,508
September	1,534	1,786
October	1,864	
November	2,034	
December	2,330	
January	2,715	
February	3,194	
March	3,706	
April	4,024	
May	4,024	
June	4,024	

QUALITY

	Quantity	Base Number	Contract	AT	Region	England
% of FP17s for the same patient ID Re-attending within 3 months - Children	33	393	8.4%	10.5%	11.5%	11.6%
% of FP17s for the same patient ID Re-attending within 3 months - Adults	37	311	11.9%	15.7%	16.5%	15.5%
% of FP17s for the same patient ID Re-attending between 3 & 9 months - Children	194	393	49.4%	44.8%	48.5%	58.8%
% of FP17s for the same patient ID Re-attending between 3 & 9 months - Adults	159	311	51.1%	37.0%	39.1%	51.1%
% of FP17s for Band 1 Urgent Courses	73	579	12.6%	10.9%	10.6%	9.0%
% of FP17s Relating to Free Repair or Replacements	4	579	0.7%	0.5%	0.5%	0.8%
% of FP17s Relating to Continuations	0	579	0.0%	0.7%	0.7%	0.9%
% of Patients satisfied with the dentistry they have received	0	0	N/A	90.7%	90.5%	93.3%
% of Patients satisfied with the time they had to wait for an appointment	0	0	N/A	82.5%	85.1%	88.9%

* This is based on patients treated on this contract for their most recent course of treatment. Figures in italics indicate the base number of FP17s or Patient Questionnaire responses are less than 100. N/A is shown where the base number of responses is less than 10 during the period. % is calculated as Quantity/Base number*100

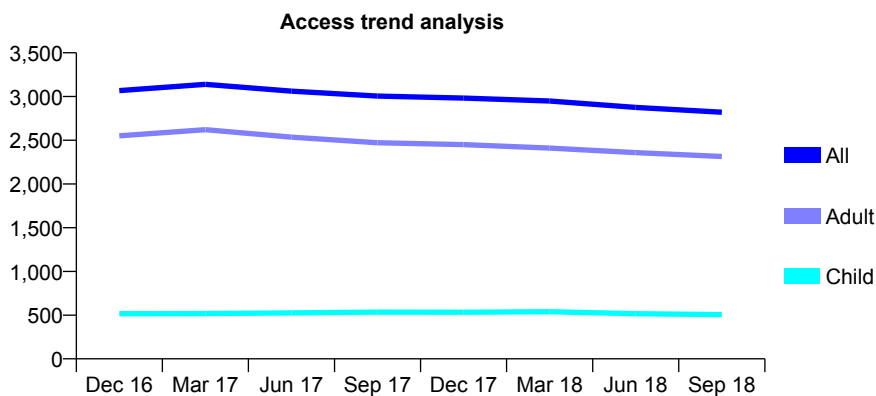
Q61 - Vital Signs At a Glance Contract Report for 198579/0001 - September 2018

Name or company name	MP Wong & Associates
Contract type name	GDS Contract
Purpose of contract	General
Contract start date	18/08/2014
Contract end date	

18/19 Contracted general activity (UDA)	8,716
Carry forward general activity (UDA)	-159
18/19 Contracted orthodontic activity (UOA)	0
Carry forward orthodontic activity (UOA)	0
Baseline contract value	£241,379.86

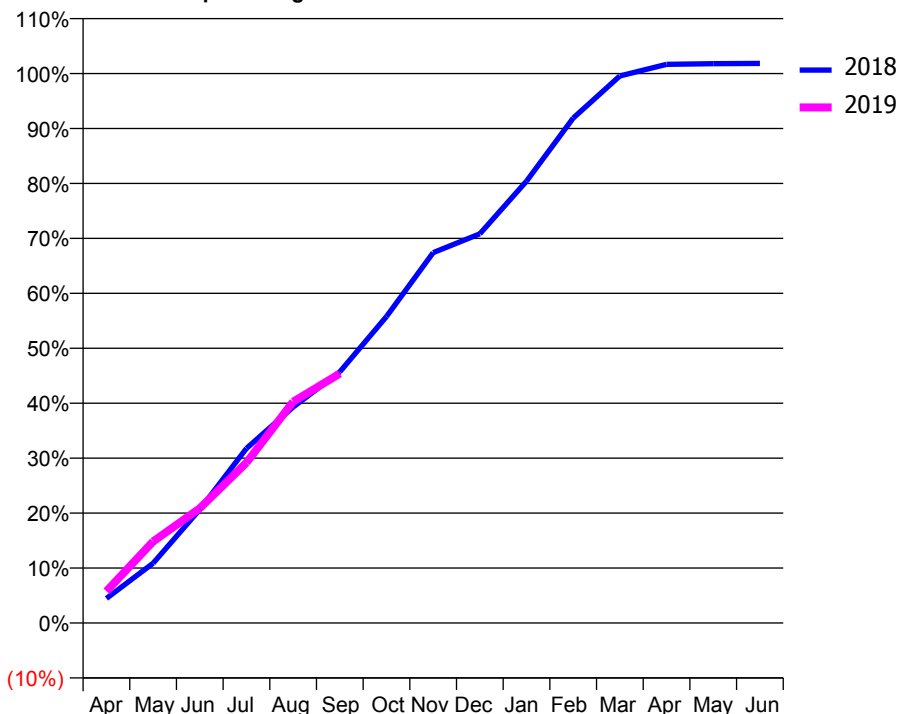
ACCESS*

Patients seen in 24 months	Total	Change since previous quarter
Quarter ending September 2017	3,005	
Quarter ending December 2017	2,983	→
Quarter ending March 2018	2,949	↓
Quarter ending June 2018	2,875	↓
Quarter ending September 2018	2,820	↓
Variance since September 2017	(6.2%)	↓



ACTIVITY

Cumulative percentage of contracted UDA delivered 2018 & 2019



Month	Adjusted Scheduled Activity (UDA)	
	2018	2019
April	390	505
May	949	1,294
June	1,801	1,819
July	2,769	2,543
August	3,426	3,509
September	3,983	3,956
October	4,862	
November	5,875	
December	6,173	
January	7,008	
February	8,008	
March	8,677	
April	8,861	
May	8,871	
June	8,875	

QUALITY

	Quantity	Base Number	Contract	AT	Region	England
% of FP17s for the same patient ID Re-attending within 3 months - Children	14	245	5.7%	10.5%	11.5%	11.6%
% of FP17s for the same patient ID Re-attending within 3 months - Adults	78	1,078	7.2%	15.7%	16.5%	15.5%
% of FP17s for the same patient ID Re-attending between 3 & 9 months - Children	71	245	29.0%	44.8%	48.5%	58.8%
% of FP17s for the same patient ID Re-attending between 3 & 9 months - Adults	296	1,078	27.5%	37.0%	39.1%	51.1%
% of FP17s for Band 1 Urgent Courses	78	1,248	6.3%	10.9%	10.6%	9.0%
% of FP17s Relating to Free Repair or Replacements	4	1,248	0.3%	0.5%	0.5%	0.8%
% of FP17s Relating to Continuations	17	1,248	1.4%	0.7%	0.7%	0.9%
% of Patients satisfied with the dentistry they have received	3	3	N/A	90.7%	90.5%	93.3%
% of Patients satisfied with the time they had to wait for an appointment	2	3	N/A	82.5%	85.1%	88.9%

* This is based on patients treated on this contract for their most recent course of treatment. Figures in italics indicate the base number of FP17s or Patient Questionnaire responses are less than 100. N/A is shown where the base number of responses is less than 10 during the period. % is calculated as Quantity/Base number*100

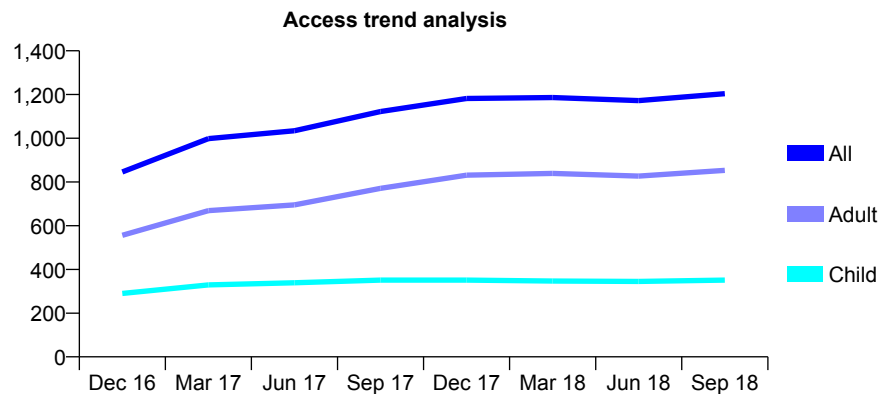
Q61 - Vital Signs At a Glance Contract Report for 198676/0001 - September 2018

Name or company name	Mrs Priya Shah and Mr Punit Shah
Contract type name	GDS Contract
Purpose of contract	General
Contract start date	01/05/2014
Contract end date	

18/19 Contracted general activity (UDA)	1,785
Carry forward general activity (UDA)	15
18/19 Contracted orthodontic activity (UOA)	0
Carry forward orthodontic activity (UOA)	0
Baseline contract value	£49,004.58

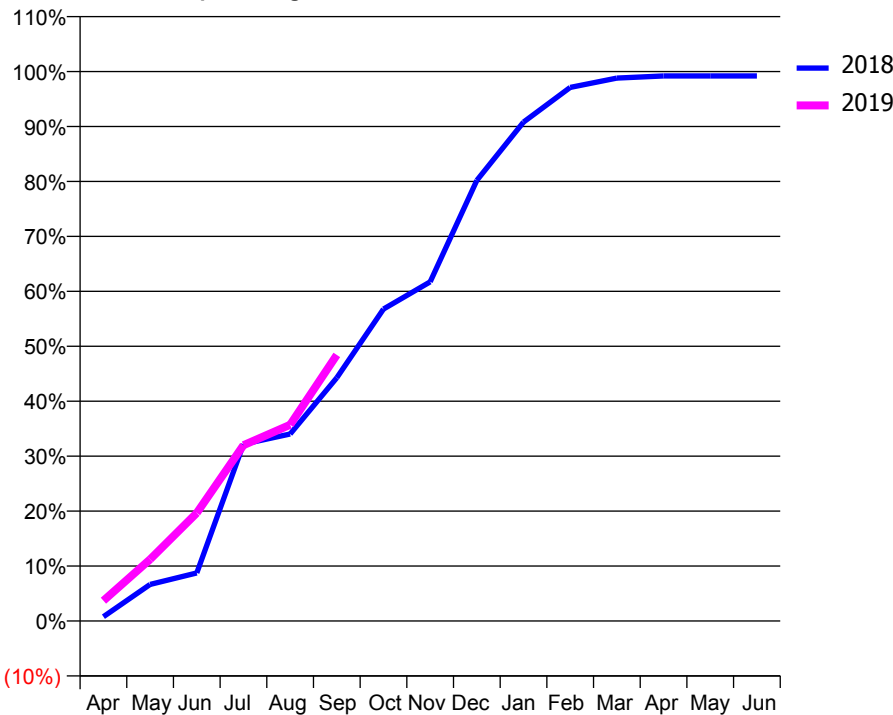
ACCESS*

Patients seen in 24 months	Total	Change since previous quarter
Quarter ending September 2017	1,122	
Quarter ending December 2017	1,182	↑
Quarter ending March 2018	1,186	→
Quarter ending June 2018	1,172	↓
Quarter ending September 2018	1,204	↑
Variance since September 2017	7.3%	↑



ACTIVITY

Cumulative percentage of contracted UDA delivered 2018 & 2019



Month	Adjusted Scheduled Activity (UDA)	
	2018	2019
April	14	66
May	119	200
June	156	351
July	575	571
August	607	638
September	790	864
October	1,013	
November	1,102	
December	1,432	
January	1,621	
February	1,733	
March	1,764	
April	1,770	
May	1,770	
June	1,770	

QUALITY

	Quantity	Base Number	Contract	AT	Region	England
% of FP17s for the same patient ID Re-attending within 3 months - Children	7	185	3.8%	10.5%	11.5%	11.6%
% of FP17s for the same patient ID Re-attending within 3 months - Adults	26	288	9.0%	15.7%	16.5%	15.5%
% of FP17s for the same patient ID Re-attending between 3 & 9 months - Children	69	185	37.3%	44.8%	48.5%	58.8%
% of FP17s for the same patient ID Re-attending between 3 & 9 months - Adults	35	288	12.2%	37.0%	39.1%	51.1%
% of FP17s for Band 1 Urgent Courses	52	469	11.1%	10.9%	10.6%	9.0%
% of FP17s Relating to Free Repair or Replacements	0	469	0.0%	0.5%	0.5%	0.8%
% of FP17s Relating to Continuations	3	469	0.6%	0.7%	0.7%	0.9%
% of Patients satisfied with the dentistry they have received	0	0	N/A	90.7%	90.5%	93.3%
% of Patients satisfied with the time they had to wait for an appointment	0	0	N/A	82.5%	85.1%	88.9%

* This is based on patients treated on this contract for their most recent course of treatment. Figures in italics indicate the base number of FP17s or Patient Questionnaire responses are less than 100. N/A is shown where the base number of responses is less than 10 during the period. % is calculated as Quantity/Base number*100

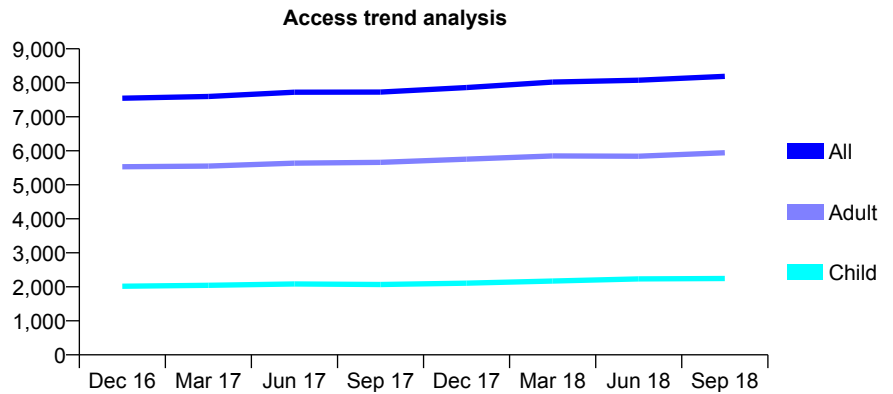
Q61 - Vital Signs At a Glance Contract Report for 198781/0001 - September 2018

Name or company name	Orchard Road (DS) Limited
Contract type name	GDS Contract
Purpose of contract	General
Contract start date	01/08/2011
Contract end date	

18/19 Contracted general activity (UDA)	23,607
Carry forward general activity (UDA)	0
18/19 Contracted orthodontic activity (UOA)	0
Carry forward orthodontic activity (UOA)	0
Baseline contract value	£686,724.68

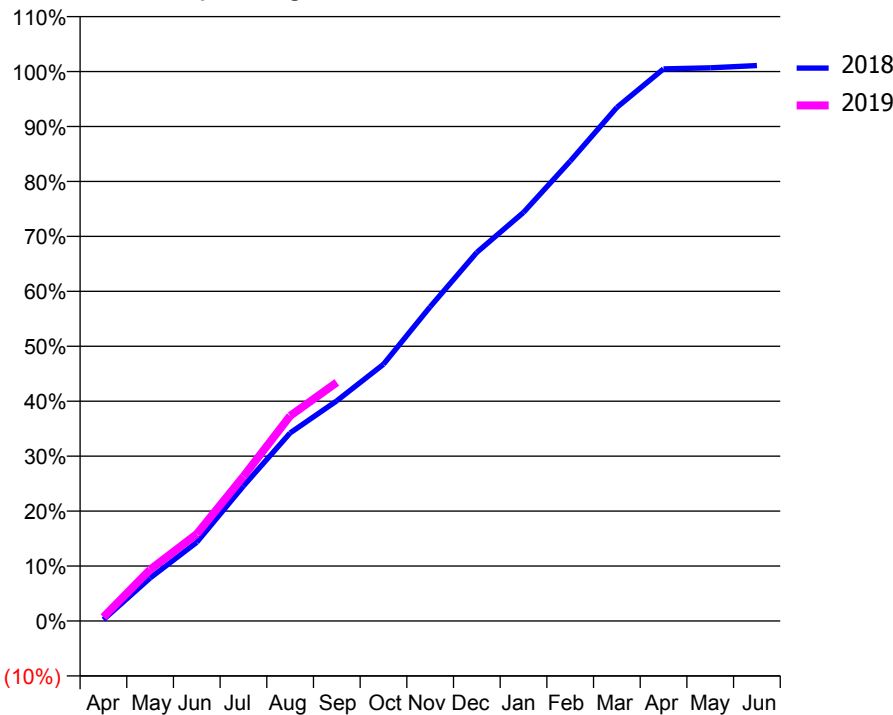
ACCESS*

Patients seen in 24 months	Total	Change since previous quarter
Quarter ending September 2017	7,728	
Quarter ending December 2017	7,861	→
Quarter ending March 2018	8,020	↑
Quarter ending June 2018	8,075	→
Quarter ending September 2018	8,191	→
Variance since September 2017	6.0%	↑



ACTIVITY

Cumulative percentage of contracted UDA delivered 2018 & 2019



Month	Adjusted Scheduled Activity (UDA)	
	2018	2019
April	60	168
May	1,845	2,210
June	3,380	3,735
July	5,801	6,214
August	8,080	8,812
September	9,462	10,252
October	11,033	
November	13,500	
December	15,837	
January	17,558	
February	19,758	
March	22,065	
April	23,718	
May	23,766	
June	23,861	

QUALITY

	Quantity	Base Number	Contract	AT	Region	England
% of FP17s for the same patient ID Re-attending within 3 months - Children	104	1,277	8.1%	10.5%	11.5%	11.6%
% of FP17s for the same patient ID Re-attending within 3 months - Adults	555	3,211	17.3%	15.7%	16.5%	15.5%
% of FP17s for the same patient ID Re-attending between 3 & 9 months - Children	400	1,277	31.3%	44.8%	48.5%	58.8%
% of FP17s for the same patient ID Re-attending between 3 & 9 months - Adults	926	3,211	28.8%	37.0%	39.1%	51.1%
% of FP17s for Band 1 Urgent Courses	582	3,922	14.8%	10.9%	10.6%	9.0%
% of FP17s Relating to Free Repair or Replacements	20	3,922	0.5%	0.5%	0.5%	0.8%
% of FP17s Relating to Continuations	75	3,922	1.9%	0.7%	0.7%	0.9%
% of Patients satisfied with the dentistry they have received	1	1	N/A	90.7%	90.5%	93.3%
% of Patients satisfied with the time they had to wait for an appointment	1	1	N/A	82.5%	85.1%	88.9%

* This is based on patients treated on this contract for their most recent course of treatment. Figures in italics indicate the base number of FP17s or Patient Questionnaire responses are less than 100. N/A is shown where the base number of responses is less than 10 during the period. % is calculated as Quantity/Base number*100

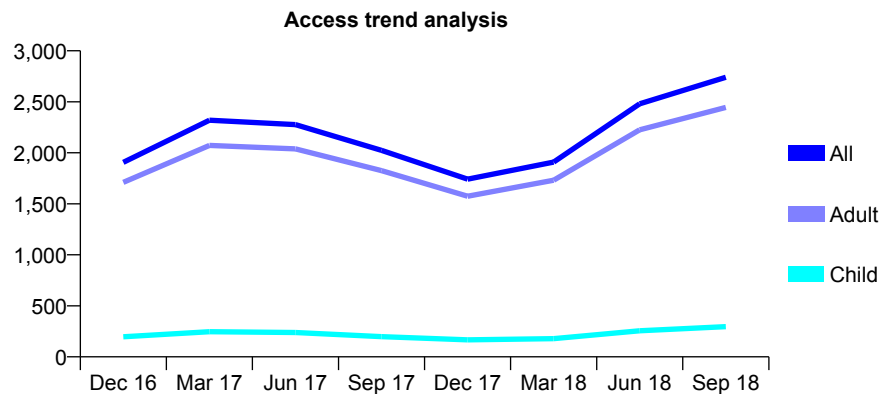
Q61 - Vital Signs At a Glance Contract Report for 199400/0001 - September 2018

Name or company name	Drs D & J Levenstein
Contract type name	GDS Contract
Purpose of contract	General
Contract start date	01/12/2011
Contract end date	

18/19 Contracted general activity (UDA)	6,501
Carry forward general activity (UDA)	0
18/19 Contracted orthodontic activity (UOA)	0
Carry forward orthodontic activity (UOA)	0
Baseline contract value	£208,631.56

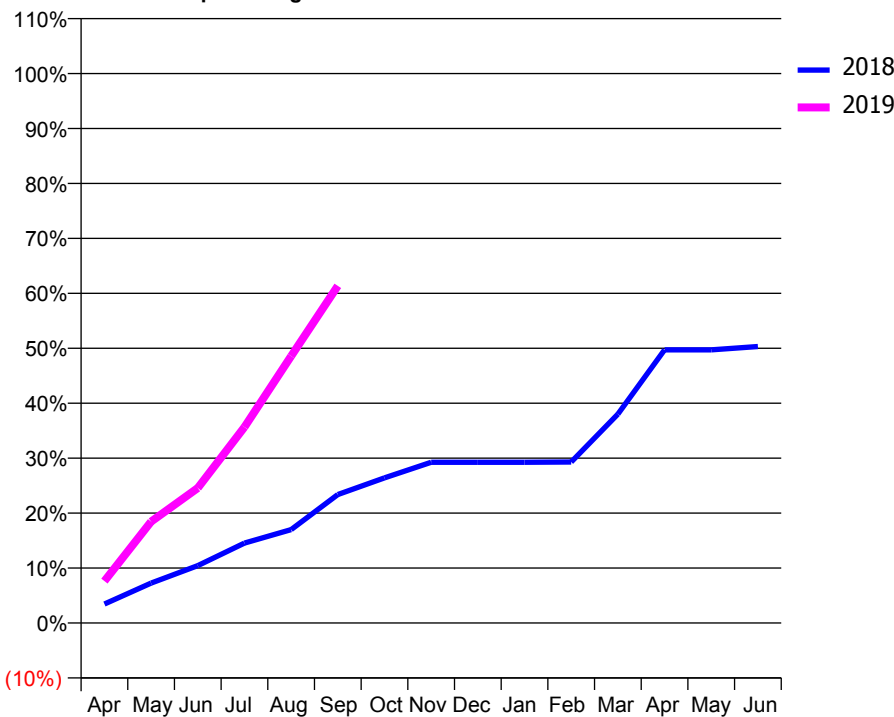
ACCESS*

Patients seen in 24 months	Total	Change since previous quarter
Quarter ending September 2017	2,024	
Quarter ending December 2017	1,742	↓
Quarter ending March 2018	1,909	↑
Quarter ending June 2018	2,480	↑
Quarter ending September 2018	2,741	↑
Variance since September 2017	35.4%	↑



ACTIVITY

Cumulative percentage of contracted UDA delivered 2018 & 2019



Month	Adjusted Scheduled Activity (UDA)	
	2018	2019
April	225	497
May	472	1,200
June	679	1,597
July	946	2,318
August	1,106	3,158
September	1,520	3,988
October	1,718	
November	1,902	
December	1,902	
January	1,902	
February	1,905	
March	2,471	
April	3,232	
May	3,232	
June	3,271	

QUALITY

	Quantity	Base Number	Contract	AT	Region	England
% of FP17s for the same patient ID Re-attending within 3 months - Children	13	293	4.4%	10.5%	11.5%	11.6%
% of FP17s for the same patient ID Re-attending within 3 months - Adults	206	2,105	9.8%	15.7%	16.5%	15.5%
% of FP17s for the same patient ID Re-attending between 3 & 9 months - Children	64	293	21.8%	44.8%	48.5%	58.8%
% of FP17s for the same patient ID Re-attending between 3 & 9 months - Adults	316	2,105	15.0%	37.0%	39.1%	51.1%
% of FP17s for Band 1 Urgent Courses	332	1,361	24.4%	10.9%	10.6%	9.0%
% of FP17s Relating to Free Repair or Replacements	12	1,361	0.9%	0.5%	0.5%	0.8%
% of FP17s Relating to Continuations	12	1,361	0.9%	0.7%	0.7%	0.9%
% of Patients satisfied with the dentistry they have received	0	0	N/A	90.7%	90.5%	93.3%
% of Patients satisfied with the time they had to wait for an appointment	0	0	N/A	82.5%	85.1%	88.9%

* This is based on patients treated on this contract for their most recent course of treatment. Figures in italics indicate the base number of FP17s or Patient Questionnaire responses are less than 100. N/A is shown where the base number of responses is less than 10 during the period. % is calculated as Quantity/Base number*100

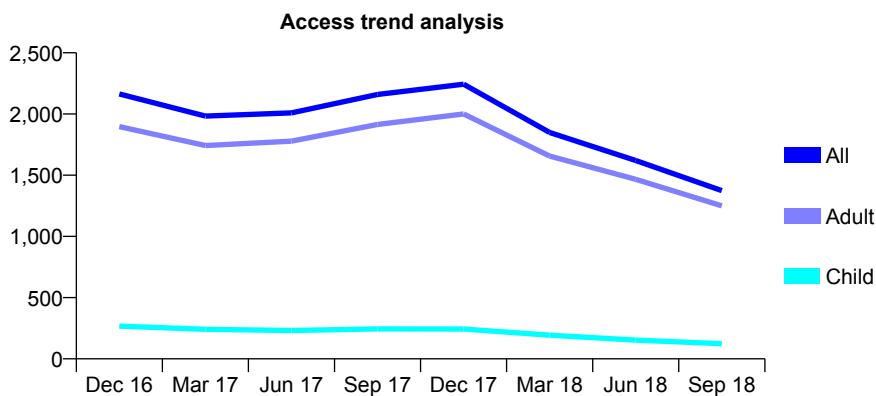
Q61 - Vital Signs At a Glance Contract Report for 199400/0002 - September 2018

Name or company name	Drs D & J Levenstein
Contract type name	PDS Contract
Purpose of contract	General
Contract start date	01/04/2012
Contract end date	31/03/2022

18/19 Contracted general activity (UDA)	5,249
Carry forward general activity (UDA)	0
18/19 Contracted orthodontic activity (UOA)	0
Carry forward orthodontic activity (UOA)	0
Baseline contract value	£219,205.76

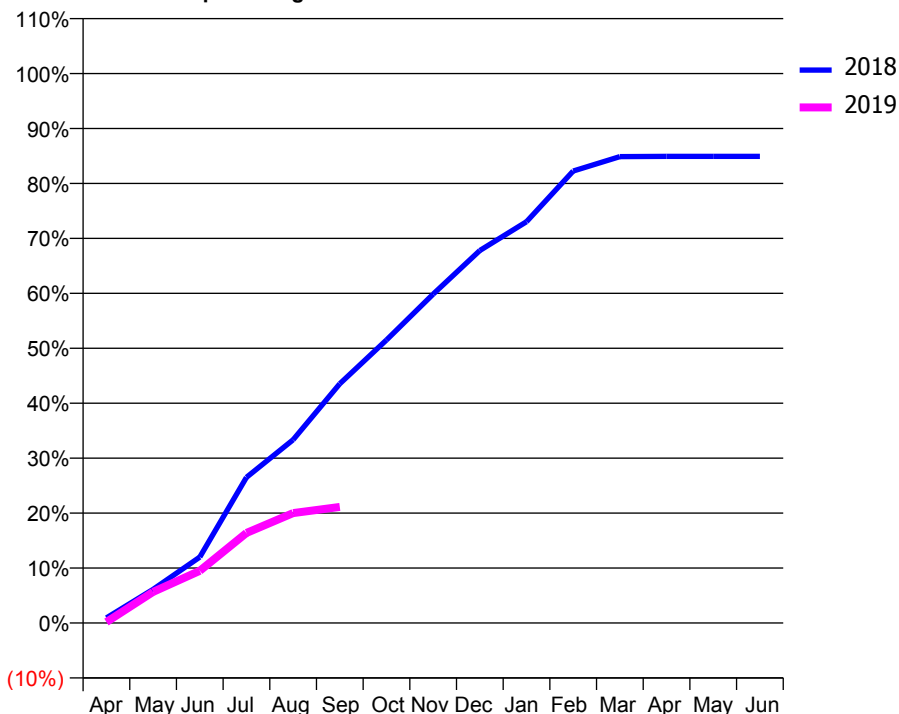
ACCESS*

Patients seen in 24 months	Total	Change since previous quarter
Quarter ending September 2017	2,160	
Quarter ending December 2017	2,243	↑
Quarter ending March 2018	1,849	↓
Quarter ending June 2018	1,620	↓
Quarter ending September 2018	1,374	↓
Variance since September 2017	(36.4%)	↓



ACTIVITY

Cumulative percentage of contracted UDA delivered 2018 & 2019



Adjusted Scheduled Activity (UDA)

Month	2018	2019
April	49	9
May	322	298
June	630	499
July	1,392	861
August	1,751	1,050
September	2,286	1,109
October	2,704	
November	3,141	
December	3,558	
January	3,833	
February	4,318	
March	4,455	
April	4,458	
May	4,458	
June	4,458	

QUALITY

	Quantity	Base Number	Contract	AT	Region	England
% of FP17s for the same patient ID Re-attending within 3 months - Children	1	54	1.9%	10.5%	11.5%	11.6%
% of FP17s for the same patient ID Re-attending within 3 months - Adults	54	475	11.4%	15.7%	16.5%	15.5%
% of FP17s for the same patient ID Re-attending between 3 & 9 months - Children	7	54	13.0%	44.8%	48.5%	58.8%
% of FP17s for the same patient ID Re-attending between 3 & 9 months - Adults	75	475	15.8%	37.0%	39.1%	51.1%
% of FP17s for Band 1 Urgent Courses	254	528	48.1%	10.9%	10.6%	9.0%
% of FP17s Relating to Free Repair or Replacements	5	528	0.9%	0.5%	0.5%	0.8%
% of FP17s Relating to Continuations	6	528	1.1%	0.7%	0.7%	0.9%
% of Patients satisfied with the dentistry they have received	0	0	N/A	90.7%	90.5%	93.3%
% of Patients satisfied with the time they had to wait for an appointment	0	0	N/A	82.5%	85.1%	88.9%

* This is based on patients treated on this contract for their most recent course of treatment. Figures in italics indicate the base number of FP17s or Patient Questionnaire responses are less than 100. N/A is shown where the base number of responses is less than 10 during the period. % is calculated as Quantity/Base number*100

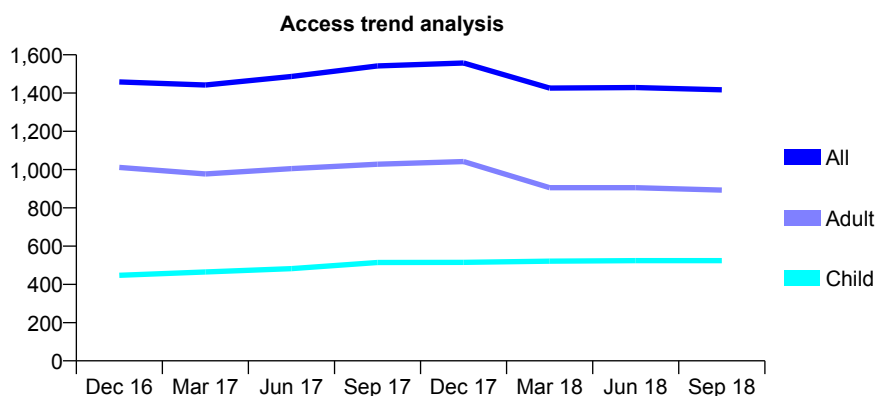
Q61 - Vital Signs At a Glance Contract Report for 199478/0001 - September 2018

Name or company name	Mr M Siddiqui & Ms S Sheikh
Contract type name	GDS Contract
Purpose of contract	General
Contract start date	01/02/2012
Contract end date	

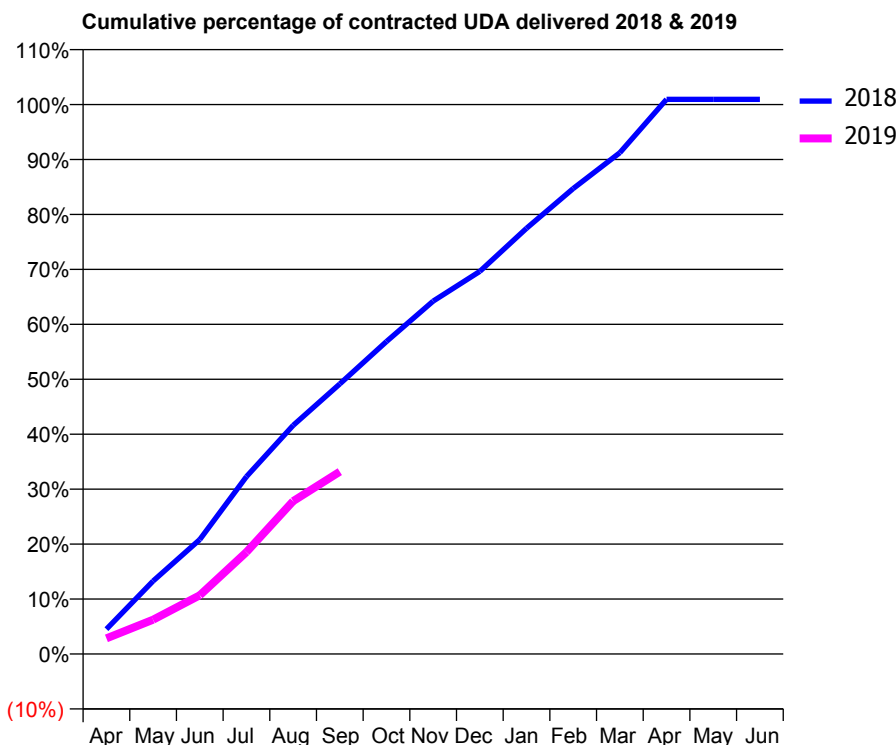
18/19 Contracted general activity (UDA)	5,441
Carry forward general activity (UDA)	-52
18/19 Contracted orthodontic activity (UOA)	0
Carry forward orthodontic activity (UOA)	0
Baseline contract value	£179,904.80

ACCESS*

Patients seen in 24 months	Total	Change since previous quarter
Quarter ending September 2017	1,542	
Quarter ending December 2017	1,557	→
Quarter ending March 2018	1,426	↓
Quarter ending June 2018	1,429	→
Quarter ending September 2018	1,417	→
Variance since September 2017	(8.1%)	↓



ACTIVITY



Month	Adjusted Scheduled Activity (UDA)	
	2018	2019
April	247	155
May	723	340
June	1,133	581
July	1,756	1,009
August	2,264	1,514
September	2,674	1,806
October	3,094	
November	3,494	
December	3,789	
January	4,215	
February	4,609	
March	4,964	
April	5,493	
May	5,493	
June	5,493	

QUALITY

	Quantity	Base Number	Contract	AT	Region	England
% of FP17s for the same patient ID Re-attending within 3 months - Children	39	274	14.2%	10.5%	11.5%	11.6%
% of FP17s for the same patient ID Re-attending within 3 months - Adults	114	483	23.6%	15.7%	16.5%	15.5%
% of FP17s for the same patient ID Re-attending between 3 & 9 months - Children	54	274	19.7%	44.8%	48.5%	58.8%
% of FP17s for the same patient ID Re-attending between 3 & 9 months - Adults	98	483	20.3%	37.0%	39.1%	51.1%
% of FP17s for Band 1 Urgent Courses	174	446	39.0%	10.9%	10.6%	9.0%
% of FP17s Relating to Free Repair or Replacements	3	446	0.7%	0.5%	0.5%	0.8%
% of FP17s Relating to Continuations	0	446	0.0%	0.7%	0.7%	0.9%
% of Patients satisfied with the dentistry they have received	0	0	N/A	90.7%	90.5%	93.3%
% of Patients satisfied with the time they had to wait for an appointment	0	0	N/A	82.5%	85.1%	88.9%

* This is based on patients treated on this contract for their most recent course of treatment. Figures in italics indicate the base number of FP17s or Patient Questionnaire responses are less than 100. N/A is shown where the base number of responses is less than 10 during the period. % is calculated as Quantity/Base number*100

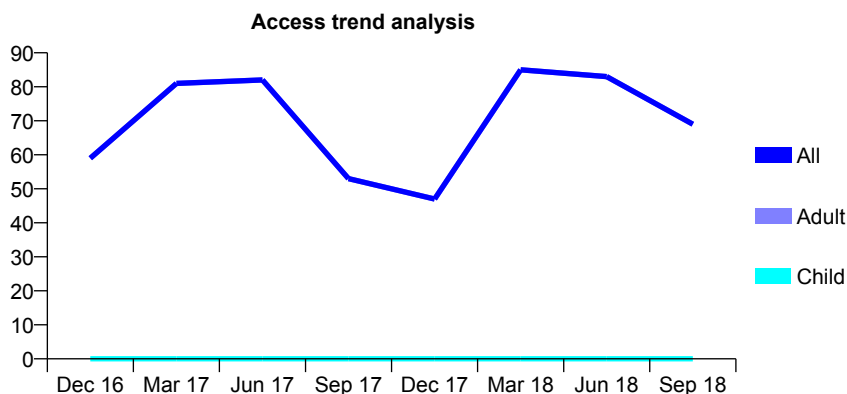
Q61 - Vital Signs At a Glance Contract Report for 199850/0002 - September 2018

Name or company name	The Brace Orthodontic Centre
Contract type name	PDS Contract
Purpose of contract	General
Contract start date	01/01/2010
Contract end date	31/03/2019

18/19 Contracted general activity (UDA)	300
Carry forward general activity (UDA)	0
18/19 Contracted orthodontic activity (UOA)	0
Carry forward orthodontic activity (UOA)	0
Baseline contract value	£53,752.08

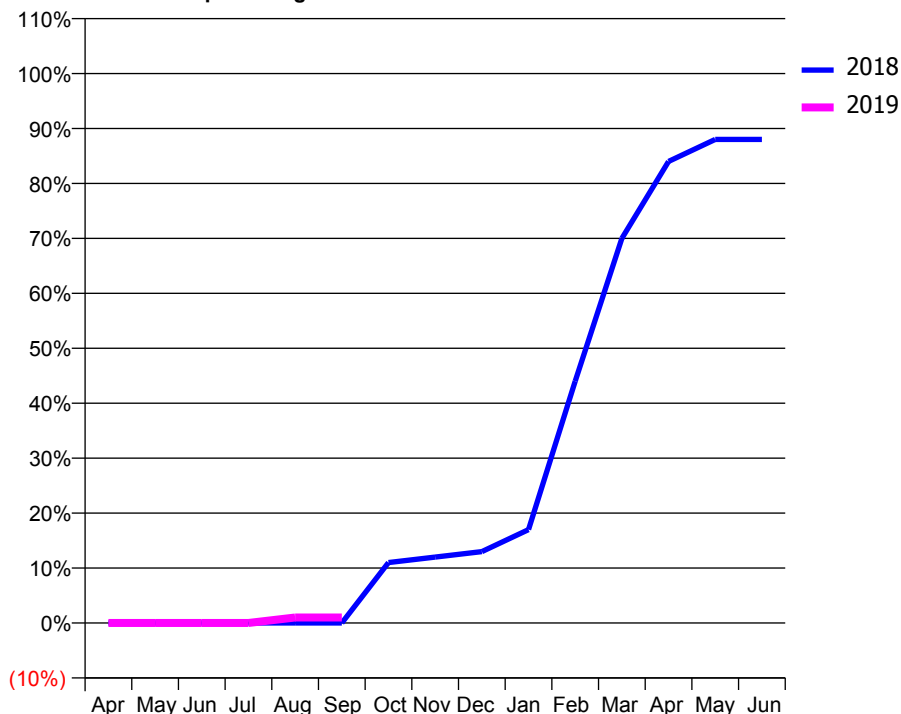
ACCESS*

Patients seen in 24 months	Total	Change since previous quarter
Quarter ending September 2017	53	
Quarter ending December 2017	47	↓
Quarter ending March 2018	85	↑
Quarter ending June 2018	83	↓
Quarter ending September 2018	69	↓
Variance since September 2017	30.2%	↑



ACTIVITY

Cumulative percentage of contracted UDA delivered 2018 & 2019



Adjusted Scheduled Activity (UDA)

Month	2018	2019
April	0	0
May	0	0
June	0	0
July	0	0
August	0	3
September	0	3
October	33	
November	36	
December	39	
January	51	
February	132	
March	210	
April	252	
May	264	
June	264	

QUALITY

	Quantity	Base Number	Contract	AT	Region	England
% of FP17s for the same patient ID Re-attending within 3 months - Children	0	0	N/A	10.5%	11.5%	11.6%
% of FP17s for the same patient ID Re-attending within 3 months - Adults	0	28	0.0%	15.7%	16.5%	15.5%
% of FP17s for the same patient ID Re-attending between 3 & 9 months - Children	0	0	N/A	44.8%	48.5%	58.8%
% of FP17s for the same patient ID Re-attending between 3 & 9 months - Adults	0	28	0.0%	37.0%	39.1%	51.1%
% of FP17s for Band 1 Urgent Courses	0	1	0.0%	10.9%	10.6%	9.0%
% of FP17s Relating to Free Repair or Replacements	0	1	0.0%	0.5%	0.5%	0.8%
% of FP17s Relating to Continuations	0	1	0.0%	0.7%	0.7%	0.9%
% of Patients satisfied with the dentistry they have received	0	0	N/A	90.7%	90.5%	93.3%
% of Patients satisfied with the time they had to wait for an appointment	0	0	N/A	82.5%	85.1%	88.9%

* This is based on patients treated on this contract for their most recent course of treatment. Figures in italics indicate the base number of FP17s or Patient Questionnaire responses are less than 100. N/A is shown where the base number of responses is less than 10 during the period. % is calculated as Quantity/Base number*100

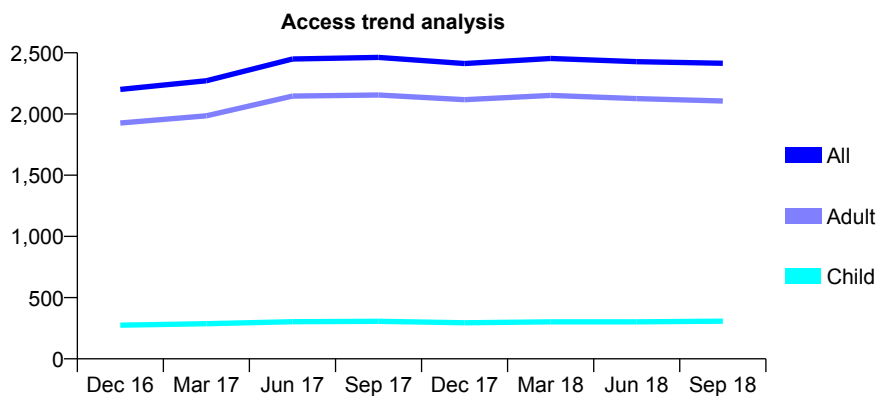
Q61 - Vital Signs At a Glance Contract Report for 207799/0002 - September 2018

Name or company name	MR RS LEVY
Contract type name	GDS Contract
Purpose of contract	General
Contract start date	01/07/2015
Contract end date	

18/19 Contracted general activity (UDA)	10,000
Carry forward general activity (UDA)	0
18/19 Contracted orthodontic activity (UOA)	0
Carry forward orthodontic activity (UOA)	0
Baseline contract value	£299,939.77

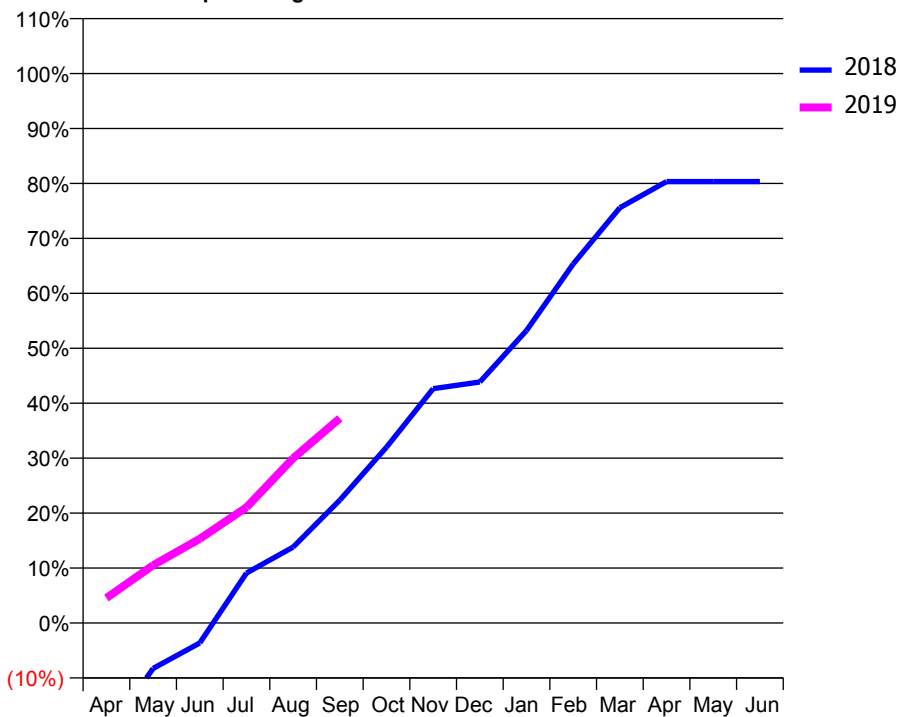
ACCESS*

Patients seen in 24 months	Total	Change since previous quarter
Quarter ending September 2017	2,462	
Quarter ending December 2017	2,412	↓
Quarter ending March 2018	2,454	→
Quarter ending June 2018	2,428	↓
Quarter ending September 2018	2,414	→
Variance since September 2017	(1.9%)	↓



ACTIVITY

Cumulative percentage of contracted UDA delivered 2018 & 2019



Month	Adjusted Scheduled Activity (UDA)	
	2018	2019
April	-1,570	455
May	-639	1,052
June	-280	1,533
July	700	2,105
August	1,064	2,998
September	1,721	3,725
October	2,463	
November	3,283	
December	3,377	
January	4,098	
February	5,031	
March	5,819	
April	6,185	
May	6,186	
June	6,186	

QUALITY

	Quantity	Base Number	Contract	AT	Region	England
% of FP17s for the same patient ID Re-attending within 3 months - Children	14	211	6.6%	10.5%	11.5%	11.6%
% of FP17s for the same patient ID Re-attending within 3 months - Adults	149	1,225	12.2%	15.7%	16.5%	15.5%
% of FP17s for the same patient ID Re-attending between 3 & 9 months - Children	108	211	51.2%	44.8%	48.5%	58.8%
% of FP17s for the same patient ID Re-attending between 3 & 9 months - Adults	553	1,225	45.1%	37.0%	39.1%	51.1%
% of FP17s for Band 1 Urgent Courses	142	1,309	10.8%	10.9%	10.6%	9.0%
% of FP17s Relating to Free Repair or Replacements	4	1,309	0.3%	0.5%	0.5%	0.8%
% of FP17s Relating to Continuations	13	1,309	1.0%	0.7%	0.7%	0.9%
% of Patients satisfied with the dentistry they have received	2	2	N/A	90.7%	90.5%	93.3%
% of Patients satisfied with the time they had to wait for an appointment	2	2	N/A	82.5%	85.1%	88.9%

* This is based on patients treated on this contract for their most recent course of treatment. Figures in italics indicate the base number of FP17s or Patient Questionnaire responses are less than 100. N/A is shown where the base number of responses is less than 10 during the period. % is calculated as Quantity/Base number*100

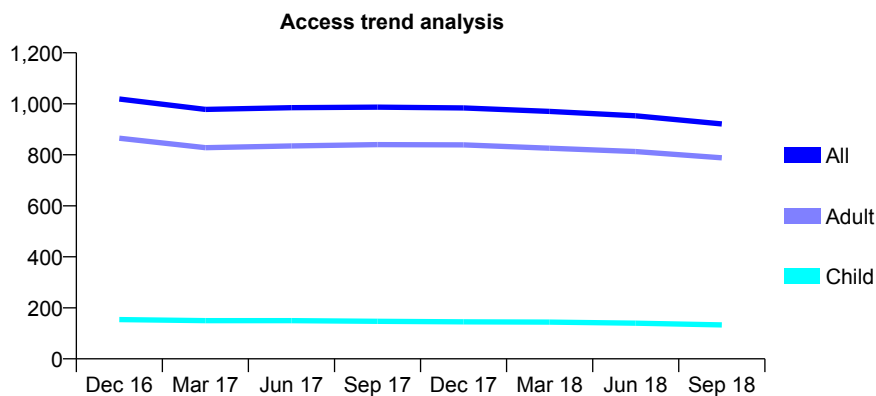
Q61 - Vital Signs At a Glance Contract Report for 208493/0001 - September 2018

Name or company name	MR PC WEE
Contract type name	GDS Contract
Purpose of contract	General
Contract start date	01/04/2006
Contract end date	

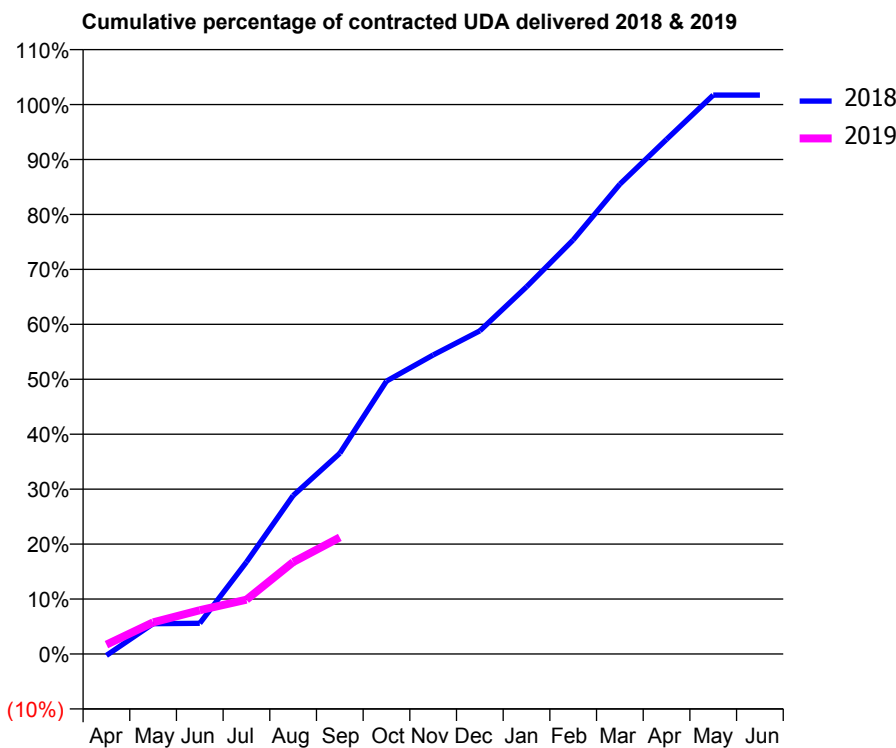
18/19 Contracted general activity (UDA)	3,505
Carry forward general activity (UDA)	-60
18/19 Contracted orthodontic activity (UOA)	0
Carry forward orthodontic activity (UOA)	0
Baseline contract value	£106,447.92

ACCESS*

Patients seen in 24 months	Total	Change since previous quarter
Quarter ending September 2017	987	
Quarter ending December 2017	984	→
Quarter ending March 2018	970	↓
Quarter ending June 2018	953	↓
Quarter ending September 2018	921	↓
Variance since September 2017	(6.7%)	↓



ACTIVITY



Adjusted Scheduled Activity (UDA)		
Month	2018	2019
April	-10	60
May	194	202
June	196	279
July	586	346
August	1,011	587
September	1,281	744
October	1,741	
November	1,907	
December	2,061	
January	2,342	
February	2,641	
March	2,997	
April	3,283	
May	3,565	
June	3,565	

QUALITY

	Quantity	Base Number	Contract	AT	Region	England
% of FP17s for the same patient ID Re-attending within 3 months - Children	4	77	5.2%	10.5%	11.5%	11.6%
% of FP17s for the same patient ID Re-attending within 3 months - Adults	27	381	7.1%	15.7%	16.5%	15.5%
% of FP17s for the same patient ID Re-attending between 3 & 9 months - Children	27	77	35.1%	44.8%	48.5%	58.8%
% of FP17s for the same patient ID Re-attending between 3 & 9 months - Adults	190	381	49.9%	37.0%	39.1%	51.1%
% of FP17s for Band 1 Urgent Courses	14	306	4.6%	10.9%	10.6%	9.0%
% of FP17s Relating to Free Repair or Replacements	0	306	0.0%	0.5%	0.5%	0.8%
% of FP17s Relating to Continuations	0	306	0.0%	0.7%	0.7%	0.9%
% of Patients satisfied with the dentistry they have received	0	0	N/A	90.7%	90.5%	93.3%
% of Patients satisfied with the time they had to wait for an appointment	0	0	N/A	82.5%	85.1%	88.9%

* This is based on patients treated on this contract for their most recent course of treatment. Figures in italics indicate the base number of FP17s or Patient Questionnaire responses are less than 100. N/A is shown where the base number of responses is less than 10 during the period. % is calculated as Quantity/Base number*100

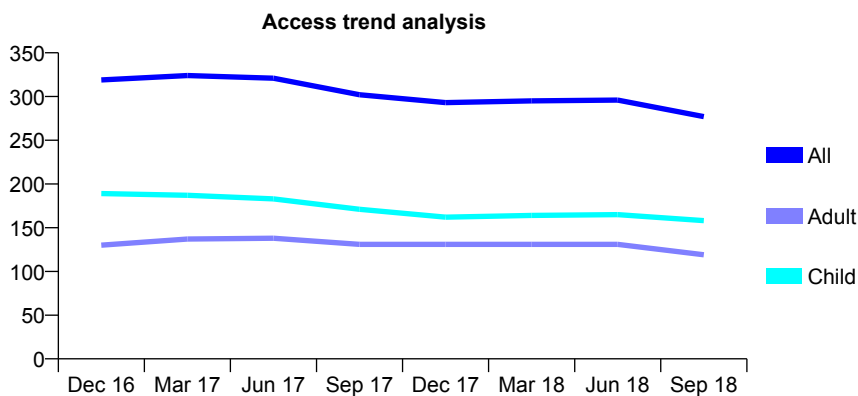
Q61 - Vital Signs At a Glance Contract Report for 209392/0001 - September 2018

Name or company name	MR LH BAUM
Contract type name	GDS Contract
Purpose of contract	General
Contract start date	01/04/2006
Contract end date	

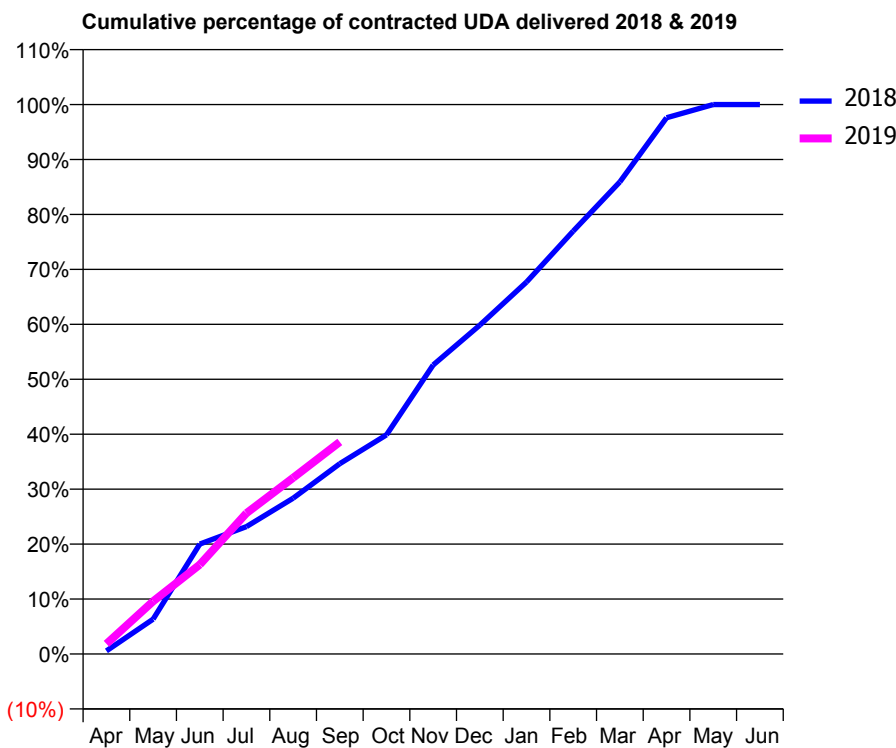
18/19 Contracted general activity (UDA)	703
Carry forward general activity (UDA)	0
18/19 Contracted orthodontic activity (UOA)	0
Carry forward orthodontic activity (UOA)	0
Baseline contract value	£15,837.64

ACCESS*

Patients seen in 24 months	Total	Change since previous quarter
Quarter ending September 2017	302	
Quarter ending December 2017	293	↓
Quarter ending March 2018	295	→
Quarter ending June 2018	296	→
Quarter ending September 2018	277	↓
Variance since September 2017	(8.3%)	↓



ACTIVITY



Adjusted Scheduled Activity (UDA)		
Month	2018	2019
April	4	13
May	45	67
June	141	114
July	163	180
August	199	225
September	244	271
October	280	
November	370	
December	421	
January	476	
February	541	
March	604	
April	686	
May	703	
June	703	

QUALITY

	Quantity	Base Number	Contract	AT	Region	England
% of FP17s for the same patient ID Re-attending within 3 months - Children	13	100	13.0%	10.5%	11.5%	11.6%
% of FP17s for the same patient ID Re-attending within 3 months - Adults	15	84	17.9%	15.7%	16.5%	15.5%
% of FP17s for the same patient ID Re-attending between 3 & 9 months - Children	46	100	46.0%	44.8%	48.5%	58.8%
% of FP17s for the same patient ID Re-attending between 3 & 9 months - Adults	38	84	45.2%	37.0%	39.1%	51.1%
% of FP17s for Band 1 Urgent Courses	12	143	8.4%	10.9%	10.6%	9.0%
% of FP17s Relating to Free Repair or Replacements	0	143	0.0%	0.5%	0.5%	0.8%
% of FP17s Relating to Continuations	0	143	0.0%	0.7%	0.7%	0.9%
% of Patients satisfied with the dentistry they have received	0	0	N/A	90.7%	90.5%	93.3%
% of Patients satisfied with the time they had to wait for an appointment	0	0	N/A	82.5%	85.1%	88.9%

* This is based on patients treated on this contract for their most recent course of treatment. Figures in italics indicate the base number of FP17s or Patient Questionnaire responses are less than 100. N/A is shown where the base number of responses is less than 10 during the period. % is calculated as Quantity/Base number*100

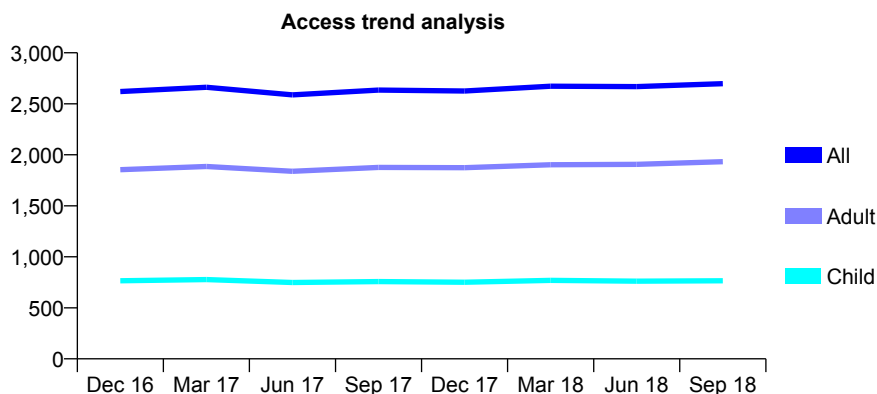
Q61 - Vital Signs At a Glance Contract Report for 215260/0002 - September 2018

Name or company name	MR M WIEDER
Contract type name	GDS Contract
Purpose of contract	General and Orthodontic
Contract start date	01/04/2006
Contract end date	

18/19 Contracted general activity (UDA)	9,881
Carry forward general activity (UDA)	0
18/19 Contracted orthodontic activity (UOA)	0
Carry forward orthodontic activity (UOA)	0
Baseline contract value	£278,937.68

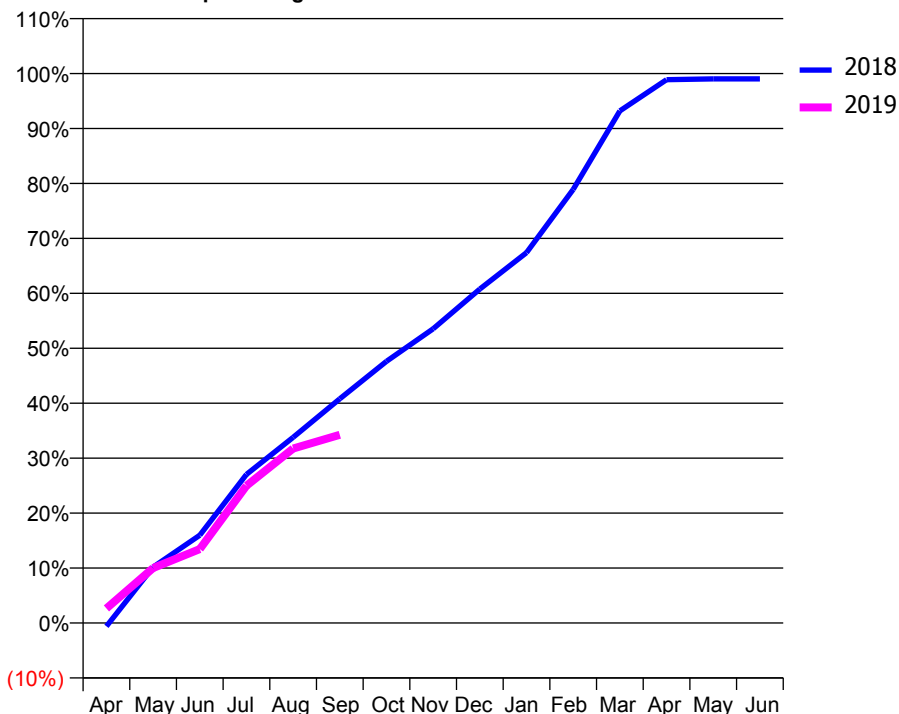
ACCESS*

Patients seen in 24 months	Total	Change since previous quarter
Quarter ending September 2017	2,635	
Quarter ending December 2017	2,625	→
Quarter ending March 2018	2,672	→
Quarter ending June 2018	2,668	→
Quarter ending September 2018	2,698	→
Variance since September 2017	2.4%	↑



ACTIVITY

Cumulative percentage of contracted UDA delivered 2018 & 2019



Adjusted Scheduled Activity (UDA)

Month	2018	2019
April	-54	262
May	876	989
June	1,375	1,329
July	2,328	2,468
August	2,907	3,136
September	3,512	3,384
October	4,098	
November	4,609	
December	5,230	
January	5,801	
February	6,790	
March	8,021	
April	8,509	
May	8,521	
June	8,521	

QUALITY

	Quantity	Base Number	Contract	AT	Region	England
% of FP17s for the same patient ID Re-attending within 3 months - Children	39	440	8.9%	10.5%	11.5%	11.6%
% of FP17s for the same patient ID Re-attending within 3 months - Adults	165	984	16.8%	15.7%	16.5%	15.5%
% of FP17s for the same patient ID Re-attending between 3 & 9 months - Children	204	440	46.4%	44.8%	48.5%	58.8%
% of FP17s for the same patient ID Re-attending between 3 & 9 months - Adults	386	984	39.2%	37.0%	39.1%	51.1%
% of FP17s for Band 1 Urgent Courses	103	1,043	9.9%	10.9%	10.6%	9.0%
% of FP17s Relating to Free Repair or Replacements	9	1,043	0.9%	0.5%	0.5%	0.8%
% of FP17s Relating to Continuations	24	1,043	2.3%	0.7%	0.7%	0.9%
% of Patients satisfied with the dentistry they have received	1	1	N/A	90.7%	90.5%	93.3%
% of Patients satisfied with the time they had to wait for an appointment	1	1	N/A	82.5%	85.1%	88.9%

* This is based on patients treated on this contract for their most recent course of treatment. Figures in italics indicate the base number of FP17s or Patient Questionnaire responses are less than 100. N/A is shown where the base number of responses is less than 10 during the period. % is calculated as Quantity/Base number*100

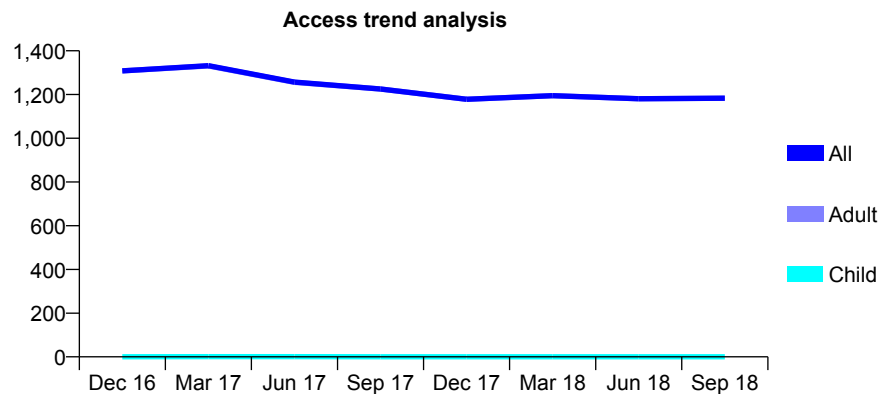
Q61 - Vital Signs At a Glance Contract Report for 215481/0001 - September 2018

Name or company name	MRS CK JONES
Contract type name	GDS Contract
Purpose of contract	General
Contract start date	01/04/2006
Contract end date	

18/19 Contracted general activity (UDA)	3,255
Carry forward general activity (UDA)	0
18/19 Contracted orthodontic activity (UOA)	0
Carry forward orthodontic activity (UOA)	0
Baseline contract value	£79,403.15

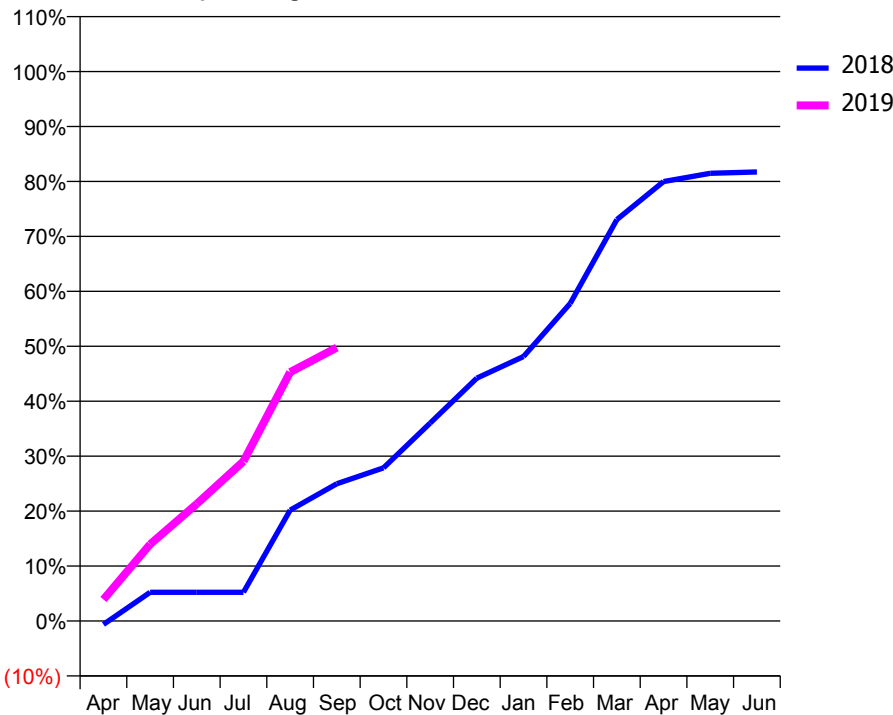
ACCESS*

Patients seen in 24 months	Total	Change since previous quarter
Quarter ending September 2017	1,225	
Quarter ending December 2017	1,178	↓
Quarter ending March 2018	1,195	→
Quarter ending June 2018	1,181	↓
Quarter ending September 2018	1,183	→
Variance since September 2017	(3.4%)	↓



ACTIVITY

Cumulative percentage of contracted UDA delivered 2018 & 2019



Month	Adjusted Scheduled Activity (UDA)	
	2018	2019
April	-21	127
May	171	455
June	171	694
July	171	946
August	657	1,474
September	813	1,619
October	907	
November	1,172	
December	1,438	
January	1,567	
February	1,881	
March	2,378	
April	2,603	
May	2,652	
June	2,660	

QUALITY

	Quantity	Base Number	Contract	AT	Region	England
% of FP17s for the same patient ID Re-attending within 3 months - Children	0	0	N/A	10.5%	11.5%	11.6%
% of FP17s for the same patient ID Re-attending within 3 months - Adults	63	716	8.8%	15.7%	16.5%	15.5%
% of FP17s for the same patient ID Re-attending between 3 & 9 months - Children	0	0	N/A	44.8%	48.5%	58.8%
% of FP17s for the same patient ID Re-attending between 3 & 9 months - Adults	399	716	55.7%	37.0%	39.1%	51.1%
% of FP17s for Band 1 Urgent Courses	52	600	8.7%	10.9%	10.6%	9.0%
% of FP17s Relating to Free Repair or Replacements	3	600	0.5%	0.5%	0.5%	0.8%
% of FP17s Relating to Continuations	2	600	0.3%	0.7%	0.7%	0.9%
% of Patients satisfied with the dentistry they have received	0	0	N/A	90.7%	90.5%	93.3%
% of Patients satisfied with the time they had to wait for an appointment	0	0	N/A	82.5%	85.1%	88.9%

* This is based on patients treated on this contract for their most recent course of treatment. Figures in italics indicate the base number of FP17s or Patient Questionnaire responses are less than 100. N/A is shown where the base number of responses is less than 10 during the period. % is calculated as Quantity/Base number*100

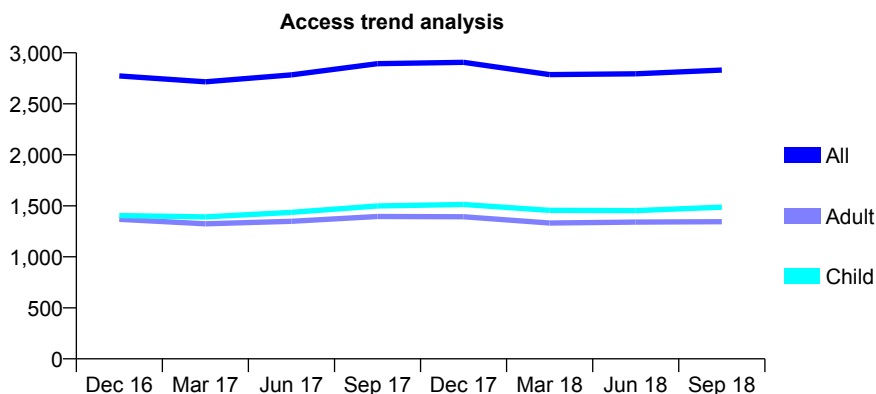
Q61 - Vital Signs At a Glance Contract Report for 221554/0001 - September 2018

Name or company name	Colindale Dental Practice
Contract type name	GDS Contract
Purpose of contract	General
Contract start date	01/04/2006
Contract end date	

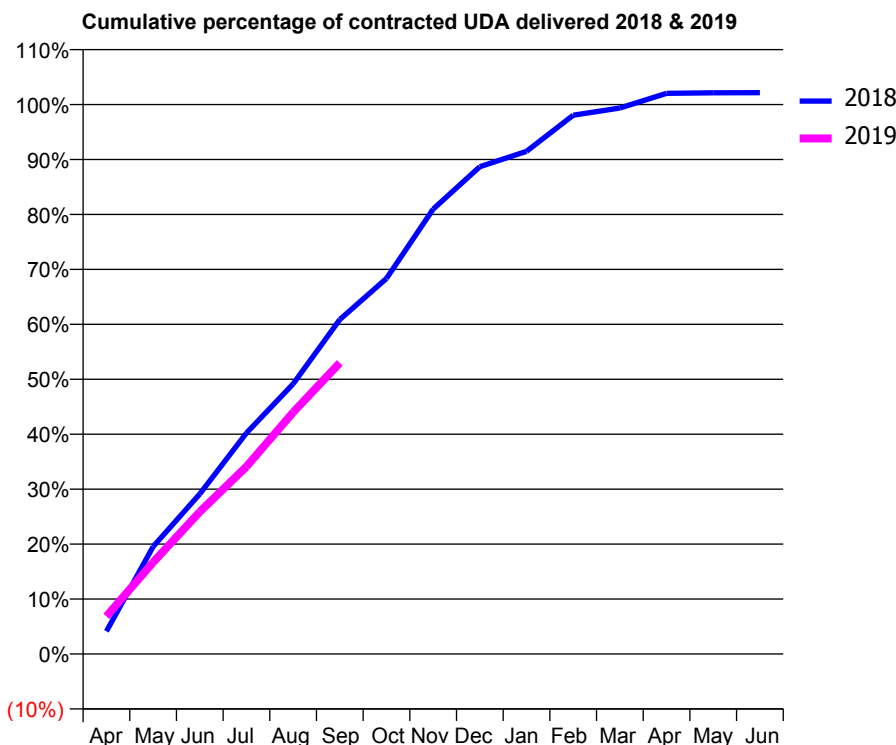
18/19 Contracted general activity (UDA)	7,338
Carry forward general activity (UDA)	-147
18/19 Contracted orthodontic activity (UOA)	0
Carry forward orthodontic activity (UOA)	0
Baseline contract value	£235,341.95

ACCESS*

Patients seen in 24 months	Total	Change since previous quarter
Quarter ending September 2017	2,894	
Quarter ending December 2017	2,906	→
Quarter ending March 2018	2,786	↓
Quarter ending June 2018	2,794	→
Quarter ending September 2018	2,831	→
Variance since September 2017	(2.2%)	↓



ACTIVITY



Month	Adjusted Scheduled Activity (UDA)	
	2018	2019
April	304	503
May	1,434	1,224
June	2,137	1,900
July	2,952	2,503
August	3,607	3,228
September	4,466	3,889
October	5,016	
November	5,942	
December	6,508	
January	6,712	
February	7,195	
March	7,291	
April	7,487	
May	7,494	
June	7,495	

QUALITY

	Quantity	Base Number	Contract	AT	Region	England
% of FP17s for the same patient ID Re-attending within 3 months - Children	85	1,117	7.6%	10.5%	11.5%	11.6%
% of FP17s for the same patient ID Re-attending within 3 months - Adults	75	735	10.2%	15.7%	16.5%	15.5%
% of FP17s for the same patient ID Re-attending between 3 & 9 months - Children	571	1,117	51.1%	44.8%	48.5%	58.8%
% of FP17s for the same patient ID Re-attending between 3 & 9 months - Adults	268	735	36.5%	37.0%	39.1%	51.1%
% of FP17s for Band 1 Urgent Courses	146	1,699	8.6%	10.9%	10.6%	9.0%
% of FP17s Relating to Free Repair or Replacements	0	1,699	0.0%	0.5%	0.5%	0.8%
% of FP17s Relating to Continuations	1	1,699	0.1%	0.7%	0.7%	0.9%
% of Patients satisfied with the dentistry they have received	0	0	N/A	90.7%	90.5%	93.3%
% of Patients satisfied with the time they had to wait for an appointment	0	0	N/A	82.5%	85.1%	88.9%

* This is based on patients treated on this contract for their most recent course of treatment. Figures in italics indicate the base number of FP17s or Patient Questionnaire responses are less than 100. N/A is shown where the base number of responses is less than 10 during the period. % is calculated as Quantity/Base number*100

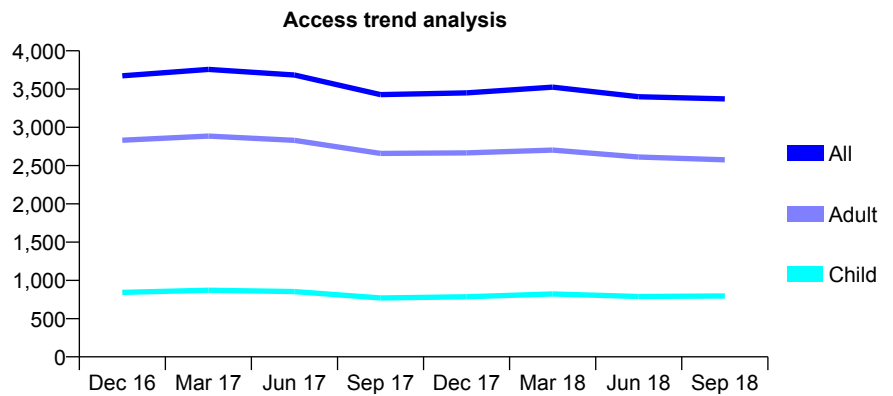
Q61 - Vital Signs At a Glance Contract Report for 229210/0001 - September 2018

Name or company name	MR SM MUGHAL
Contract type name	GDS Contract
Purpose of contract	General
Contract start date	01/04/2006
Contract end date	

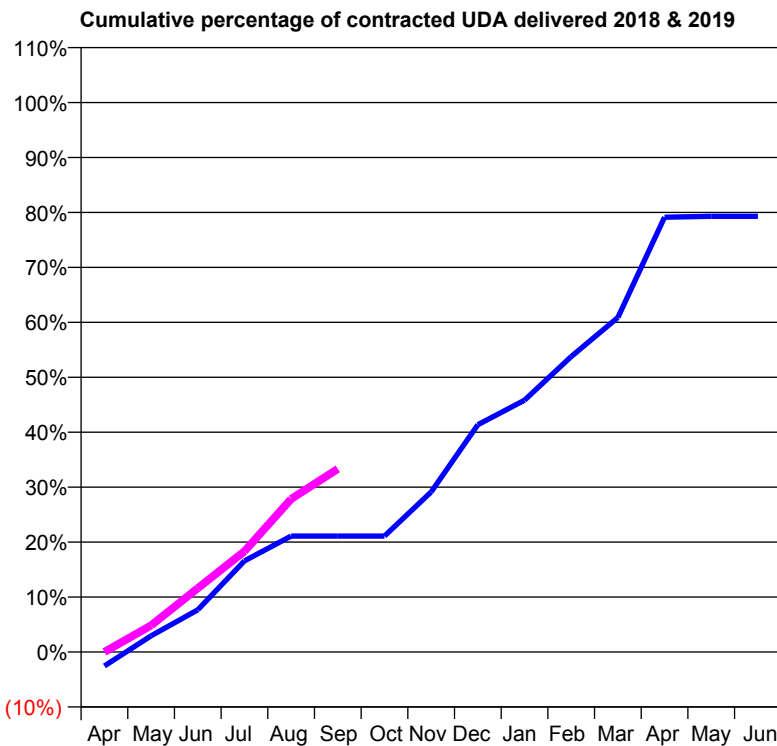
18/19 Contracted general activity (UDA)	12,135
Carry forward general activity (UDA)	0
18/19 Contracted orthodontic activity (UOA)	0
Carry forward orthodontic activity (UOA)	0
Baseline contract value	£296,575.34

ACCESS*

Patients seen in 24 months	Total	Change since previous quarter
Quarter ending September 2017	3,428	
Quarter ending December 2017	3,450	→
Quarter ending March 2018	3,525	↑
Quarter ending June 2018	3,400	↓
Quarter ending September 2018	3,371	→
Variance since September 2017	(1.7%)	↓



ACTIVITY



Month	Adjusted Scheduled Activity (UDA)	
	2018	2019
April	-312	0
May	359	587
June	932	1,409
July	2,013	2,225
August	2,560	3,378
September	2,560	4,045
October	2,560	
November	3,536	
December	5,019	
January	5,560	
February	6,525	
March	7,386	
April	9,602	
May	9,621	
June	9,621	

QUALITY

	Quantity	Base Number	Contract	AT	Region	England
% of FP17s for the same patient ID Re-attending within 3 months - Children	48	421	11.4%	10.5%	11.5%	11.6%
% of FP17s for the same patient ID Re-attending within 3 months - Adults	207	1,400	14.8%	15.7%	16.5%	15.5%
% of FP17s for the same patient ID Re-attending between 3 & 9 months - Children	112	421	26.6%	44.8%	48.5%	58.8%
% of FP17s for the same patient ID Re-attending between 3 & 9 months - Adults	408	1,400	29.1%	37.0%	39.1%	51.1%
% of FP17s for Band 1 Urgent Courses	129	1,335	9.7%	10.9%	10.6%	9.0%
% of FP17s Relating to Free Repair or Replacements	0	1,335	0.0%	0.5%	0.5%	0.8%
% of FP17s Relating to Continuations	11	1,335	0.8%	0.7%	0.7%	0.9%
% of Patients satisfied with the dentistry they have received	2	2	N/A	90.7%	90.5%	93.3%
% of Patients satisfied with the time they had to wait for an appointment	2	2	N/A	82.5%	85.1%	88.9%

* This is based on patients treated on this contract for their most recent course of treatment. Figures in italics indicate the base number of FP17s or Patient Questionnaire responses are less than 100. N/A is shown where the base number of responses is less than 10 during the period. % is calculated as Quantity/Base number*100

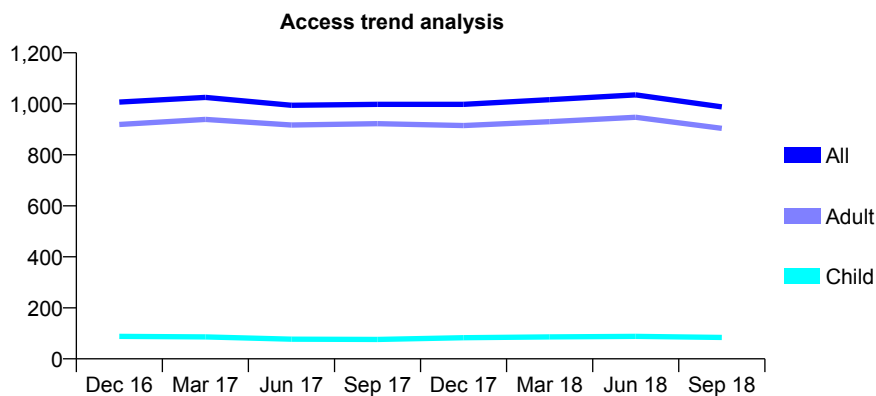
Q61 - Vital Signs At a Glance Contract Report for 230480/0001 - September 2018

Name or company name	MR K SHAH
Contract type name	GDS Contract
Purpose of contract	General
Contract start date	01/04/2006
Contract end date	

18/19 Contracted general activity (UDA)	3,482
Carry forward general activity (UDA)	61
18/19 Contracted orthodontic activity (UOA)	0
Carry forward orthodontic activity (UOA)	0
Baseline contract value	£102,364.69

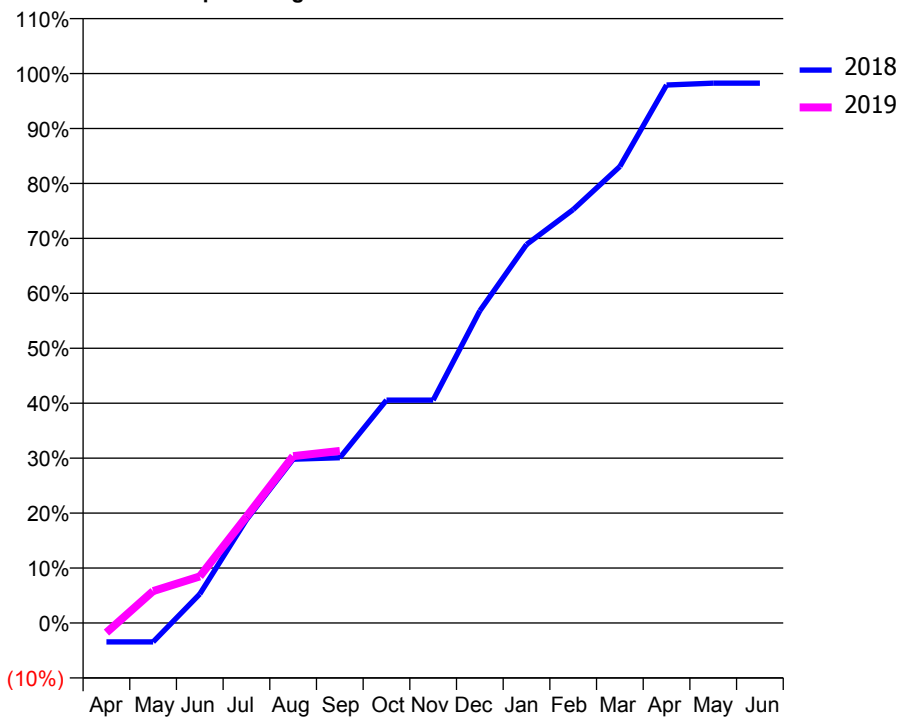
ACCESS*

Patients seen in 24 months	Total	Change since previous quarter
Quarter ending September 2017	998	
Quarter ending December 2017	998	→
Quarter ending March 2018	1,016	→
Quarter ending June 2018	1,035	→
Quarter ending September 2018	988	↓
Variance since September 2017	(1.0%)	↓



ACTIVITY

Cumulative percentage of contracted UDA delivered 2018 & 2019



Adjusted Scheduled Activity (UDA)

Month	2018	2019
April	-120	-61
May	-120	202
June	184	295
July	654	674
August	1,038	1,057
September	1,047	1,091
October	1,412	
November	1,412	
December	1,978	
January	2,399	
February	2,620	
March	2,892	
April	3,409	
May	3,421	
June	3,421	

QUALITY

	Quantity	Base Number	Contract	AT	Region	England
% of FP17s for the same patient ID Re-attending within 3 months - Children	0	33	0.0%	10.5%	11.5%	11.6%
% of FP17s for the same patient ID Re-attending within 3 months - Adults	12	328	3.7%	15.7%	16.5%	15.5%
% of FP17s for the same patient ID Re-attending between 3 & 9 months - Children	6	33	18.2%	44.8%	48.5%	58.8%
% of FP17s for the same patient ID Re-attending between 3 & 9 months - Adults	80	328	24.4%	37.0%	39.1%	51.1%
% of FP17s for Band 1 Urgent Courses	8	285	2.8%	10.9%	10.6%	9.0%
% of FP17s Relating to Free Repair or Replacements	0	285	0.0%	0.5%	0.5%	0.8%
% of FP17s Relating to Continuations	0	285	0.0%	0.7%	0.7%	0.9%
% of Patients satisfied with the dentistry they have received	0	0	N/A	90.7%	90.5%	93.3%
% of Patients satisfied with the time they had to wait for an appointment	0	0	N/A	82.5%	85.1%	88.9%

* This is based on patients treated on this contract for their most recent course of treatment. Figures in italics indicate the base number of FP17s or Patient Questionnaire responses are less than 100. N/A is shown where the base number of responses is less than 10 during the period. % is calculated as Quantity/Base number*100

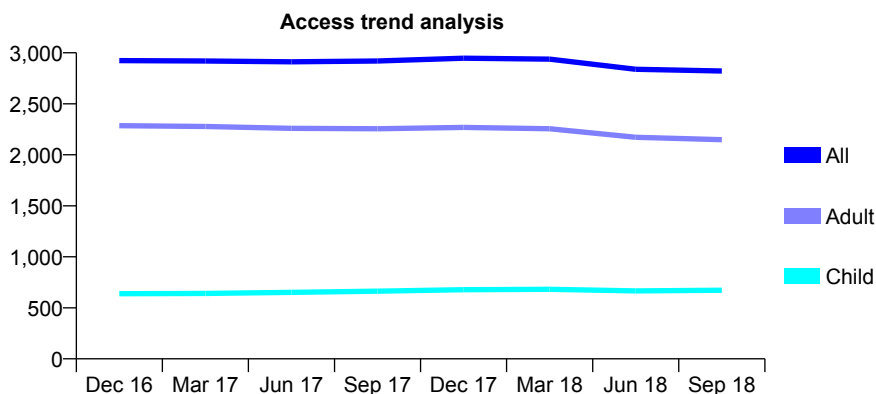
Q61 - Vital Signs At a Glance Contract Report for 232815/0001 - September 2018

Name or company name	MR HS GOUW
Contract type name	GDS Contract
Purpose of contract	General
Contract start date	01/04/2006
Contract end date	

18/19 Contracted general activity (UDA)	9,434
Carry forward general activity (UDA)	-136
18/19 Contracted orthodontic activity (UOA)	0
Carry forward orthodontic activity (UOA)	0
Baseline contract value	£239,454.02

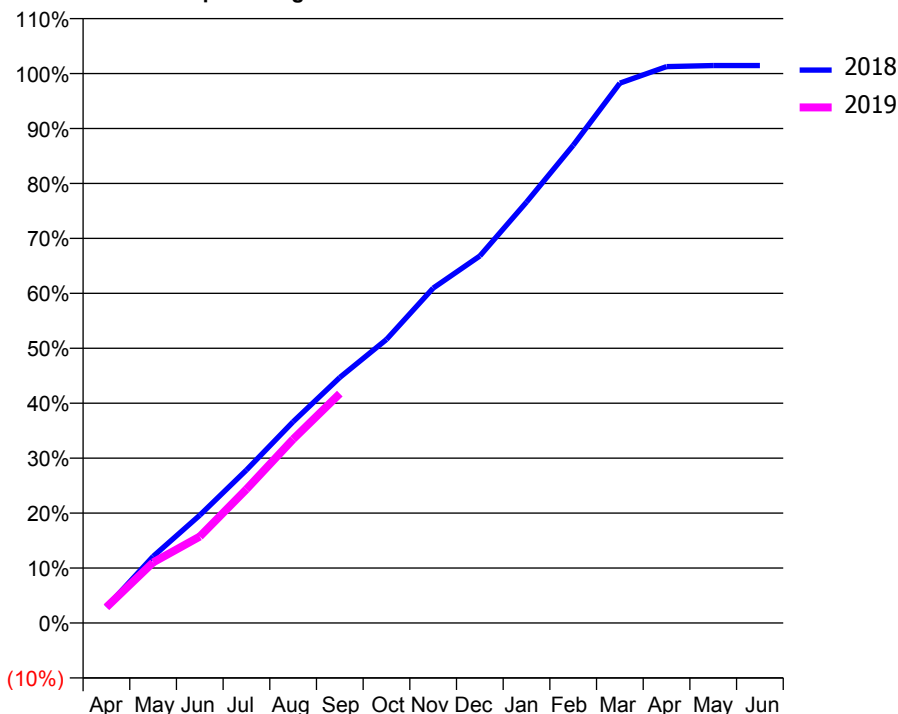
ACCESS*

Patients seen in 24 months	Total	Change since previous quarter
Quarter ending September 2017	2,919	
Quarter ending December 2017	2,947	→
Quarter ending March 2018	2,938	→
Quarter ending June 2018	2,838	↓
Quarter ending September 2018	2,822	→
Variance since September 2017	(3.3%)	↓



ACTIVITY

Cumulative percentage of contracted UDA delivered 2018 & 2019



Adjusted Scheduled Activity (UDA)

Month	2018	2019
April	274	272
May	1,143	1,040
June	1,852	1,485
July	2,626	2,297
August	3,456	3,155
September	4,217	3,940
October	4,868	
November	5,750	
December	6,301	
January	7,226	
February	8,201	
March	9,268	
April	9,553	
May	9,570	
June	9,570	

QUALITY

	Quantity	Base Number	Contract	AT	Region	England
% of FP17s for the same patient ID Re-attending within 3 months - Children	26	291	8.9%	10.5%	11.5%	11.6%
% of FP17s for the same patient ID Re-attending within 3 months - Adults	155	1,008	15.4%	15.7%	16.5%	15.5%
% of FP17s for the same patient ID Re-attending between 3 & 9 months - Children	78	291	26.8%	44.8%	48.5%	58.8%
% of FP17s for the same patient ID Re-attending between 3 & 9 months - Adults	278	1,008	27.6%	37.0%	39.1%	51.1%
% of FP17s for Band 1 Urgent Courses	180	1,215	14.8%	10.9%	10.6%	9.0%
% of FP17s Relating to Free Repair or Replacements	0	1,215	0.0%	0.5%	0.5%	0.8%
% of FP17s Relating to Continuations	0	1,215	0.0%	0.7%	0.7%	0.9%
% of Patients satisfied with the dentistry they have received	0	0	N/A	90.7%	90.5%	93.3%
% of Patients satisfied with the time they had to wait for an appointment	0	0	N/A	82.5%	85.1%	88.9%

* This is based on patients treated on this contract for their most recent course of treatment. Figures in italics indicate the base number of FP17s or Patient Questionnaire responses are less than 100. N/A is shown where the base number of responses is less than 10 during the period. % is calculated as Quantity/Base number*100

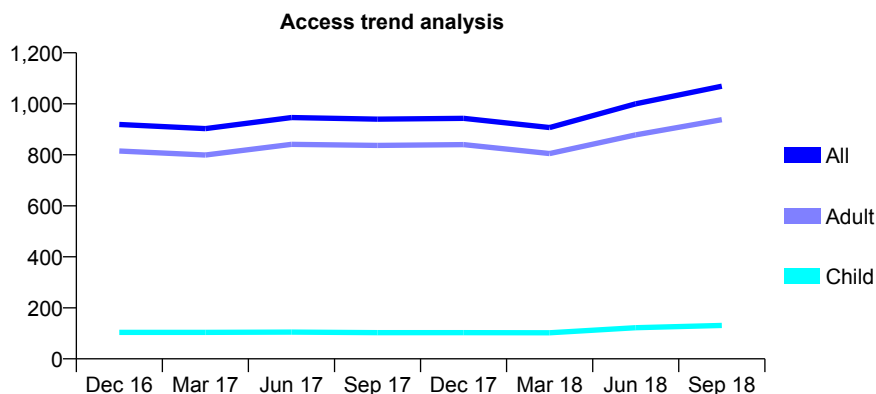
Q61 - Vital Signs At a Glance Contract Report for 233439/0001 - September 2018

Name or company name	Wood Green Dental Practice Partnership
Contract type name	GDS Contract
Purpose of contract	General
Contract start date	01/04/2006
Contract end date	

18/19 Contracted general activity (UDA)	4,281
Carry forward general activity (UDA)	533
18/19 Contracted orthodontic activity (UOA)	0
Carry forward orthodontic activity (UOA)	0
Baseline contract value	£120,570.03

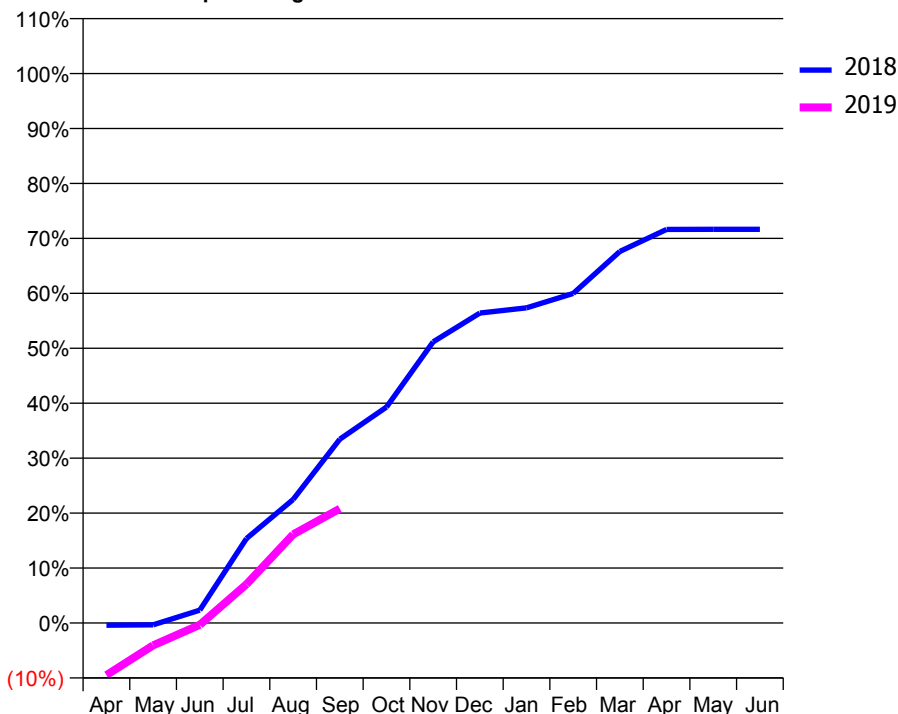
ACCESS*

Patients seen in 24 months	Total	Change since previous quarter
Quarter ending September 2017	940	
Quarter ending December 2017	943	→
Quarter ending March 2018	907	↓
Quarter ending June 2018	1,000	↑
Quarter ending September 2018	1,069	↑
Variance since September 2017	13.7%	↑



ACTIVITY

Cumulative percentage of contracted UDA delivered 2018 & 2019



Adjusted Scheduled Activity (UDA)

Month	2018	2019
April	-18	-407
May	-15	-175
June	100	-15
July	658	302
August	962	690
September	1,432	891
October	1,682	
November	2,191	
December	2,415	
January	2,455	
February	2,568	
March	2,895	
April	3,066	
May	3,068	
June	3,068	

QUALITY

	Quantity	Base Number	Contract	AT	Region	England
% of FP17s for the same patient ID Re-attending within 3 months - Children	2	78	2.6%	10.5%	11.5%	11.6%
% of FP17s for the same patient ID Re-attending within 3 months - Adults	44	469	9.4%	15.7%	16.5%	15.5%
% of FP17s for the same patient ID Re-attending between 3 & 9 months - Children	18	78	23.1%	44.8%	48.5%	58.8%
% of FP17s for the same patient ID Re-attending between 3 & 9 months - Adults	129	469	27.5%	37.0%	39.1%	51.1%
% of FP17s for Band 1 Urgent Courses	33	499	6.6%	10.9%	10.6%	9.0%
% of FP17s Relating to Free Repair or Replacements	3	499	0.6%	0.5%	0.5%	0.8%
% of FP17s Relating to Continuations	12	499	2.4%	0.7%	0.7%	0.9%
% of Patients satisfied with the dentistry they have received	2	2	N/A	90.7%	90.5%	93.3%
% of Patients satisfied with the time they had to wait for an appointment	1	2	N/A	82.5%	85.1%	88.9%

* This is based on patients treated on this contract for their most recent course of treatment. Figures in italics indicate the base number of FP17s or Patient Questionnaire responses are less than 100. N/A is shown where the base number of responses is less than 10 during the period. % is calculated as Quantity/Base number*100

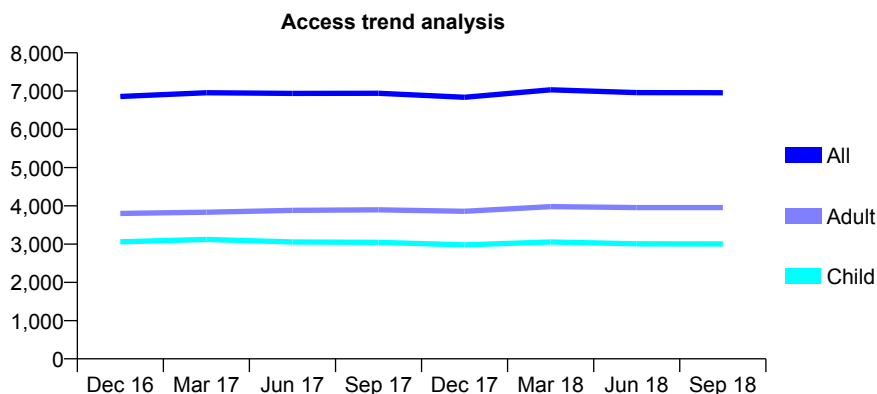
Q61 - Vital Signs At a Glance Contract Report for 234125/0001 - September 2018

Name or company name	MR NI AMIN
Contract type name	GDS Contract
Purpose of contract	General and Orthodontic
Contract start date	01/04/2006
Contract end date	

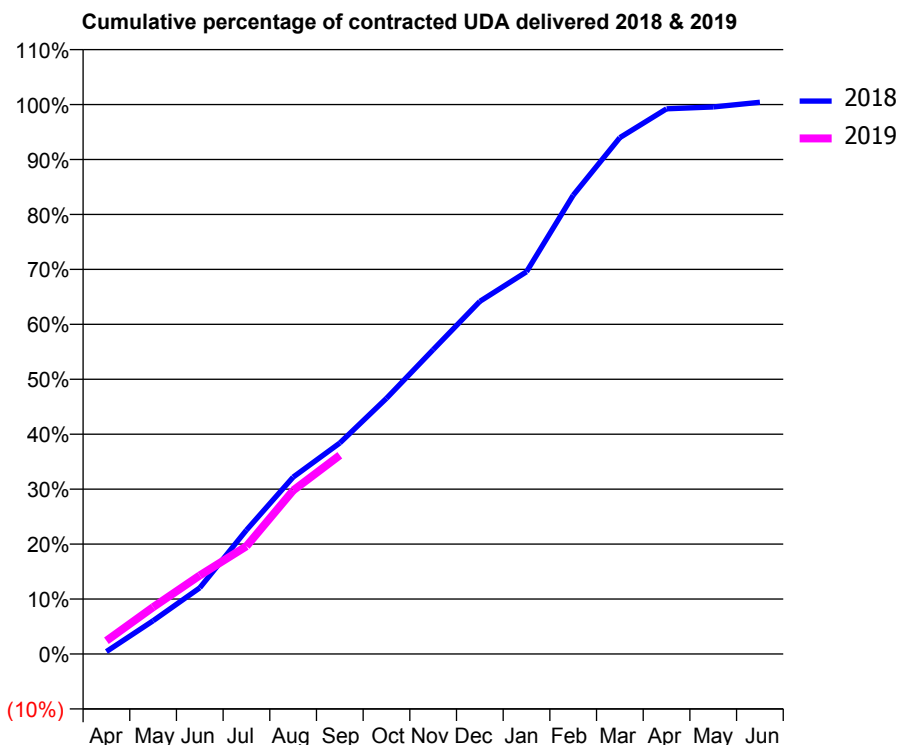
18/19 Contracted general activity (UDA)	16,536
Carry forward general activity (UDA)	-69
18/19 Contracted orthodontic activity (UOA)	823
Carry forward orthodontic activity (UOA)	15
Baseline contract value	£542,928.04

ACCESS*

Patients seen in 24 months	Total	Change since previous quarter
Quarter ending September 2017	6,941	
Quarter ending December 2017	6,836	↓
Quarter ending March 2018	7,032	↑
Quarter ending June 2018	6,961	↓
Quarter ending September 2018	6,957	→
Variance since September 2017	0.2%	→



ACTIVITY



Adjusted Scheduled Activity (UDA)		
Month	2018	2019
April	73	399
May	1,003	1,411
June	1,990	2,364
July	3,730	3,243
August	5,323	4,920
September	6,351	5,983
October	7,696	
November	9,160	
December	10,612	
January	11,504	
February	13,807	
March	15,541	
April	16,406	
May	16,463	
June	16,605	

QUALITY

	Quantity	Base Number	Contract	AT	Region	England
% of FP17s for the same patient ID Re-attending within 3 months - Children	180	1,726	10.4%	10.5%	11.5%	11.6%
% of FP17s for the same patient ID Re-attending within 3 months - Adults	311	2,073	15.0%	15.7%	16.5%	15.5%
% of FP17s for the same patient ID Re-attending between 3 & 9 months - Children	865	1,726	50.1%	44.8%	48.5%	58.8%
% of FP17s for the same patient ID Re-attending between 3 & 9 months - Adults	865	2,073	41.7%	37.0%	39.1%	51.1%
% of FP17s for Band 1 Urgent Courses	271	2,922	9.3%	10.9%	10.6%	9.0%
% of FP17s Relating to Free Repair or Replacements	2	2,922	0.1%	0.5%	0.5%	0.8%
% of FP17s Relating to Continuations	13	2,922	0.4%	0.7%	0.7%	0.9%
% of Patients satisfied with the dentistry they have received	3	3	N/A	90.7%	90.5%	93.3%
% of Patients satisfied with the time they had to wait for an appointment	3	3	N/A	82.5%	85.1%	88.9%

* This is based on patients treated on this contract for their most recent course of treatment. Figures in italics indicate the base number of FP17s or Patient Questionnaire responses are less than 100. N/A is shown where the base number of responses is less than 10 during the period. % is calculated as Quantity/Base number*100

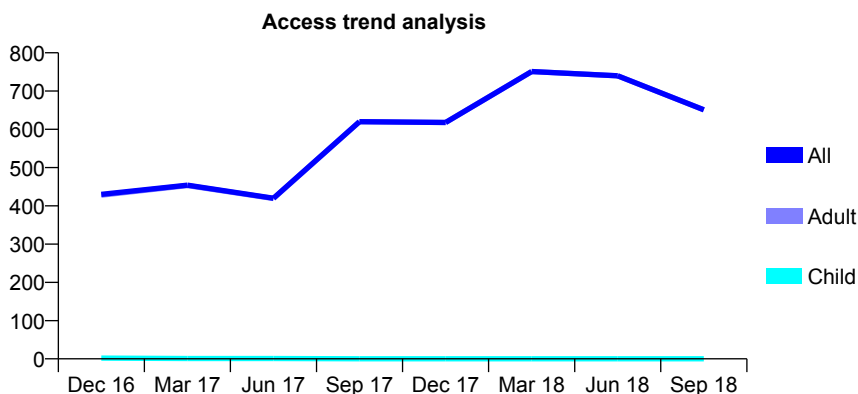
Q61 - Vital Signs At a Glance Contract Report for 234125/0003 - September 2018

Name or company name	MR NI AMIN
Contract type name	PDS Contract
Purpose of contract	General
Contract start date	01/04/2014
Contract end date	30/06/2018

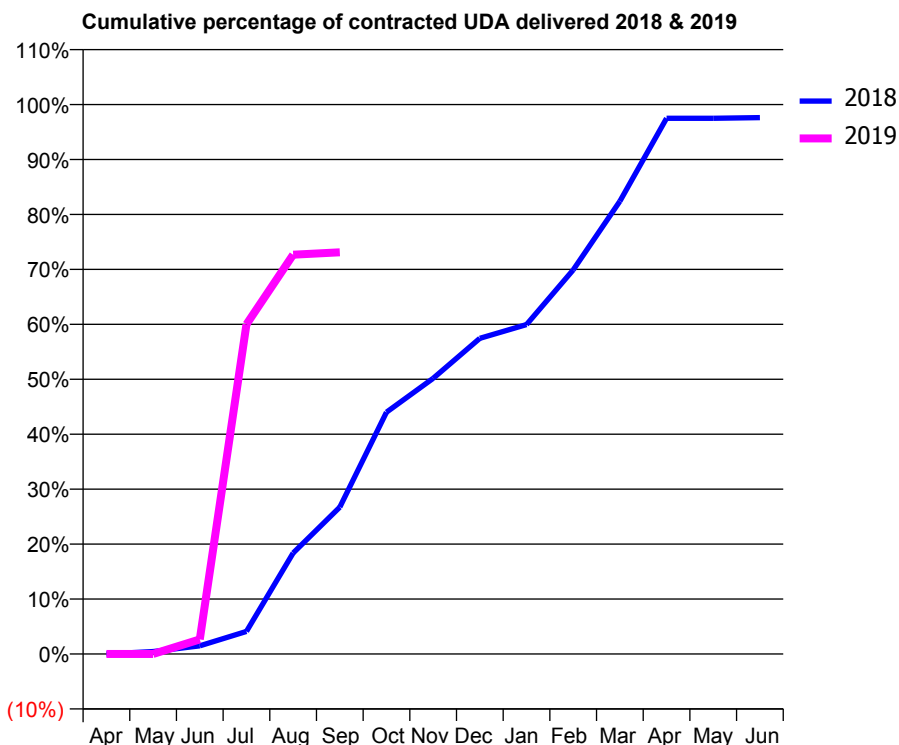
18/19 Contracted general activity (UDA)	450
Carry forward general activity (UDA)	0
18/19 Contracted orthodontic activity (UOA)	0
Carry forward orthodontic activity (UOA)	0
Baseline contract value	£28,313.32

ACCESS*

Patients seen in 24 months	Total	Change since previous quarter
Quarter ending September 2017	620	
Quarter ending December 2017	618	→
Quarter ending March 2018	751	↑
Quarter ending June 2018	740	↓
Quarter ending September 2018	651	↓
Variance since September 2017	5.0%	↑



ACTIVITY



Month	Adjusted Scheduled Activity (UDA)	
	2018	2019
April	0	0
May	8	0
June	27	12
July	74	270
August	331	327
September	481	329
October	792	
November	903	
December	1,034	
January	1,079	
February	1,258	
March	1,483	
April	1,755	
May	1,755	
June	1,757	

QUALITY

	Quantity	Base Number	Contract	AT	Region	England
% of FP17s for the same patient ID Re-attending within 3 months - Children	0	0	N/A	10.5%	11.5%	11.6%
% of FP17s for the same patient ID Re-attending within 3 months - Adults	0	232	0.0%	15.7%	16.5%	15.5%
% of FP17s for the same patient ID Re-attending between 3 & 9 months - Children	0	0	N/A	44.8%	48.5%	58.8%
% of FP17s for the same patient ID Re-attending between 3 & 9 months - Adults	0	232	0.0%	37.0%	39.1%	51.1%
% of FP17s for Band 1 Urgent Courses	0	126	0.0%	10.9%	10.6%	9.0%
% of FP17s Relating to Free Repair or Replacements	0	126	0.0%	0.5%	0.5%	0.8%
% of FP17s Relating to Continuations	0	126	0.0%	0.7%	0.7%	0.9%
% of Patients satisfied with the dentistry they have received	1	1	N/A	90.7%	90.5%	93.3%
% of Patients satisfied with the time they had to wait for an appointment	0	1	N/A	82.5%	85.1%	88.9%

* This is based on patients treated on this contract for their most recent course of treatment. Figures in italics indicate the base number of FP17s or Patient Questionnaire responses are less than 100. N/A is shown where the base number of responses is less than 10 during the period. % is calculated as Quantity/Base number*100

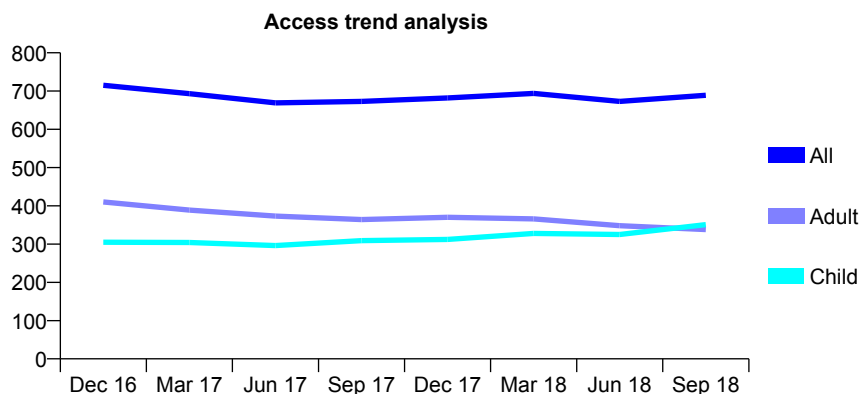
Q61 - Vital Signs At a Glance Contract Report for 237159/0002 - September 2018

Name or company name	MR HJ PAY
Contract type name	GDS Contract
Purpose of contract	General
Contract start date	01/05/2014
Contract end date	

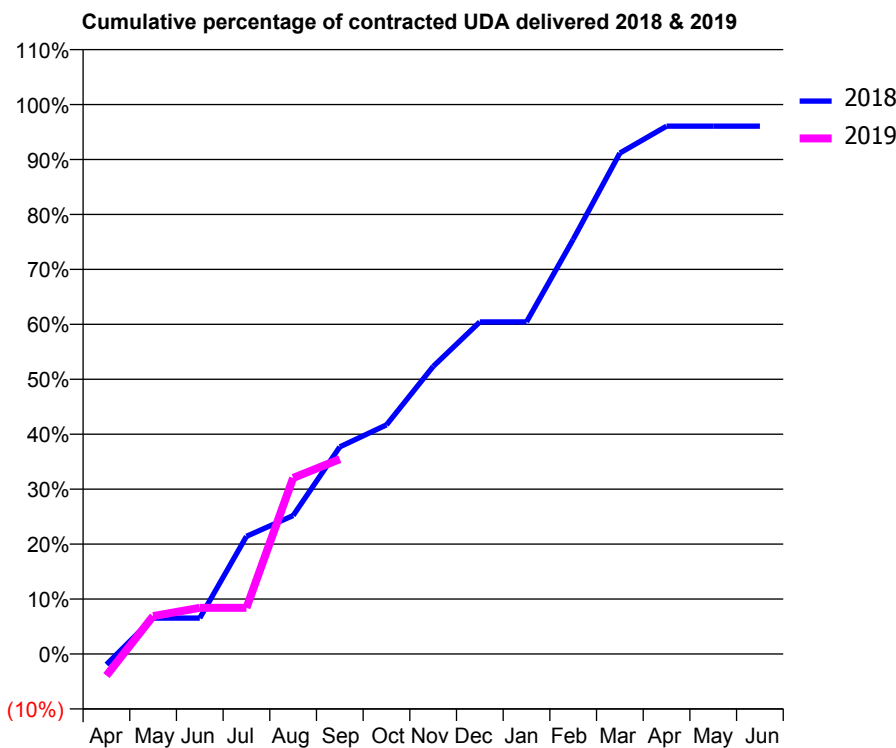
18/19 Contracted general activity (UDA)	1,345
Carry forward general activity (UDA)	53
18/19 Contracted orthodontic activity (UOA)	0
Carry forward orthodontic activity (UOA)	0
Baseline contract value	£39,759.21

ACCESS*

Patients seen in 24 months	Total	Change since previous quarter
Quarter ending September 2017	673	
Quarter ending December 2017	682	→
Quarter ending March 2018	694	→
Quarter ending June 2018	673	↓
Quarter ending September 2018	689	↑
Variance since September 2017	2.4%	↑



ACTIVITY



Adjusted Scheduled Activity (UDA)		
Month	2018	2019
April	-26	-53
May	88	93
June	88	113
July	288	113
August	339	431
September	507	477
October	561	
November	704	
December	813	
January	813	
February	1,015	
March	1,226	
April	1,292	
May	1,292	
June	1,292	

QUALITY

	Quantity	Base Number	Contract	AT	Region	England
% of FP17s for the same patient ID Re-attending within 3 months - Children	22	225	9.8%	10.5%	11.5%	11.6%
% of FP17s for the same patient ID Re-attending within 3 months - Adults	9	116	7.8%	15.7%	16.5%	15.5%
% of FP17s for the same patient ID Re-attending between 3 & 9 months - Children	92	225	40.9%	44.8%	48.5%	58.8%
% of FP17s for the same patient ID Re-attending between 3 & 9 months - Adults	36	116	31.0%	37.0%	39.1%	51.1%
% of FP17s for Band 1 Urgent Courses	0	299	0.0%	10.9%	10.6%	9.0%
% of FP17s Relating to Free Repair or Replacements	0	299	0.0%	0.5%	0.5%	0.8%
% of FP17s Relating to Continuations	5	299	1.7%	0.7%	0.7%	0.9%
% of Patients satisfied with the dentistry they have received	0	0	N/A	90.7%	90.5%	93.3%
% of Patients satisfied with the time they had to wait for an appointment	0	0	N/A	82.5%	85.1%	88.9%

* This is based on patients treated on this contract for their most recent course of treatment. Figures in italics indicate the base number of FP17s or Patient Questionnaire responses are less than 100. N/A is shown where the base number of responses is less than 10 during the period. % is calculated as Quantity/Base number*100

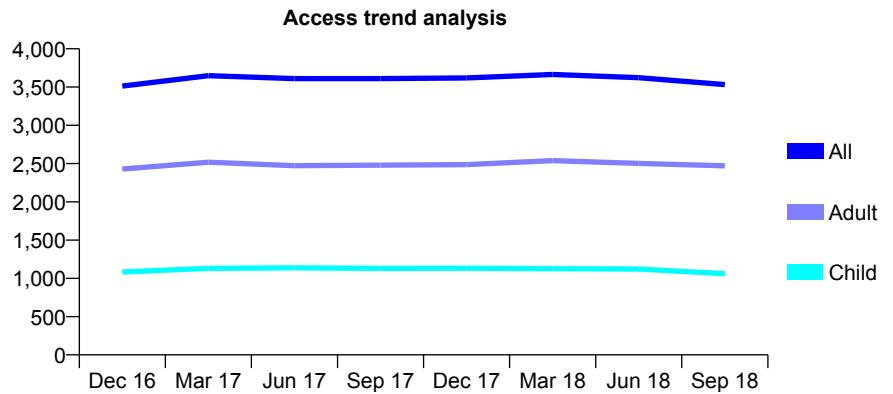
Q61 - Vital Signs At a Glance Contract Report for 238627/0001 - September 2018

Name or company name	Mr Bernard Weinbaum
Contract type name	GDS Contract
Purpose of contract	General
Contract start date	01/04/2006
Contract end date	

18/19 Contracted general activity (UDA)	6,804
Carry forward general activity (UDA)	-45
18/19 Contracted orthodontic activity (UOA)	0
Carry forward orthodontic activity (UOA)	0
Baseline contract value	£188,935.65

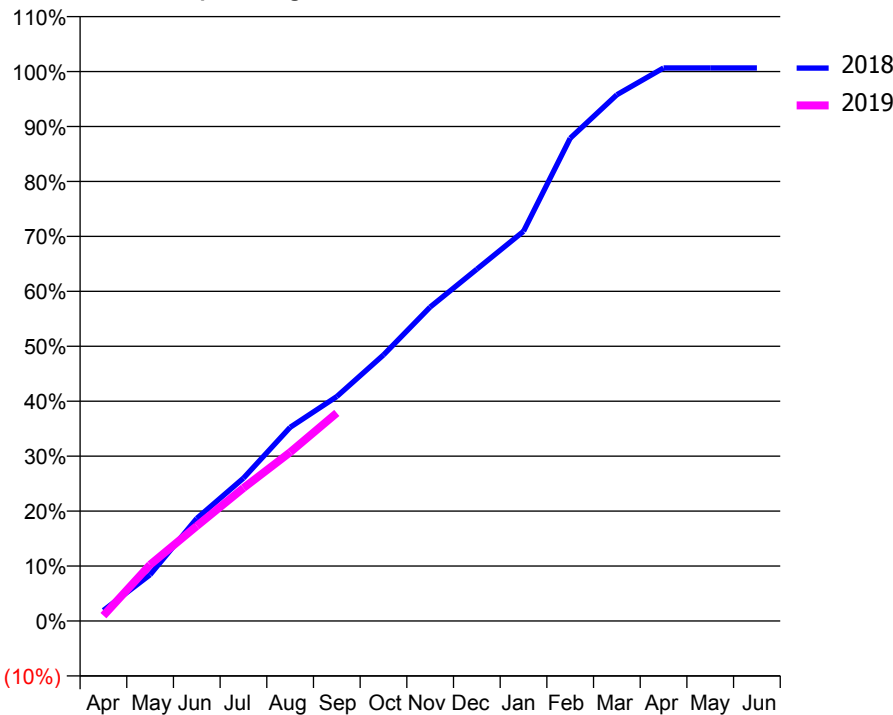
ACCESS*

Patients seen in 24 months	Total	Change since previous quarter
Quarter ending September 2017	3,610	
Quarter ending December 2017	3,619	→
Quarter ending March 2018	3,665	→
Quarter ending June 2018	3,623	↓
Quarter ending September 2018	3,532	↓
Variance since September 2017	(2.2%)	↓



ACTIVITY

Cumulative percentage of contracted UDA delivered 2018 & 2019



Month	Adjusted Scheduled Activity (UDA)	
	2018	2019
April	132	66
May	574	697
June	1,271	1,177
July	1,770	1,646
August	2,398	2,090
September	2,780	2,577
October	3,295	
November	3,887	
December	4,356	
January	4,826	
February	5,978	
March	6,516	
April	6,849	
May	6,849	
June	6,849	

QUALITY

	Quantity	Base Number	Contract	AT	Region	England
% of FP17s for the same patient ID Re-attending within 3 months - Children	43	560	7.7%	10.5%	11.5%	11.6%
% of FP17s for the same patient ID Re-attending within 3 months - Adults	170	1,008	16.9%	15.7%	16.5%	15.5%
% of FP17s for the same patient ID Re-attending between 3 & 9 months - Children	223	560	39.8%	44.8%	48.5%	58.8%
% of FP17s for the same patient ID Re-attending between 3 & 9 months - Adults	259	1,008	25.7%	37.0%	39.1%	51.1%
% of FP17s for Band 1 Urgent Courses	186	1,327	14.0%	10.9%	10.6%	9.0%
% of FP17s Relating to Free Repair or Replacements	5	1,327	0.4%	0.5%	0.5%	0.8%
% of FP17s Relating to Continuations	21	1,327	1.6%	0.7%	0.7%	0.9%
% of Patients satisfied with the dentistry they have received	2	2	N/A	90.7%	90.5%	93.3%
% of Patients satisfied with the time they had to wait for an appointment	2	2	N/A	82.5%	85.1%	88.9%

* This is based on patients treated on this contract for their most recent course of treatment. Figures in italics indicate the base number of FP17s or Patient Questionnaire responses are less than 100. N/A is shown where the base number of responses is less than 10 during the period. % is calculated as Quantity/Base number*100

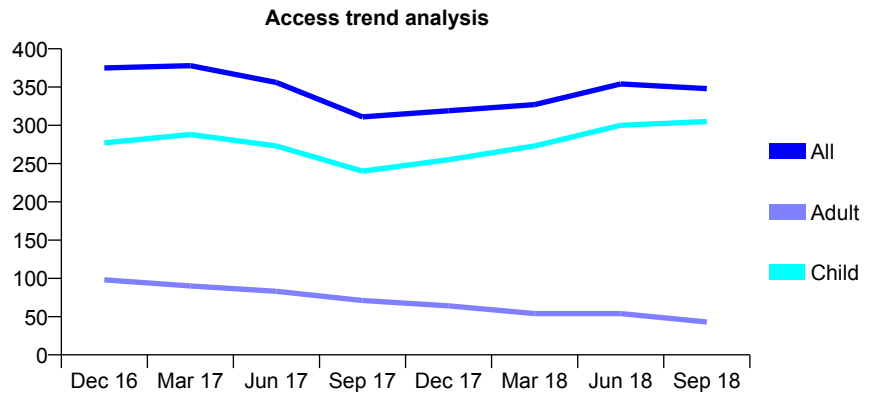
Q61 - Vital Signs At a Glance Contract Report for 241172/0001 - September 2018

Name or company name	MR RS RAO
Contract type name	GDS Contract
Purpose of contract	General
Contract start date	01/04/2006
Contract end date	

18/19 Contracted general activity (UDA)	817
Carry forward general activity (UDA)	0
18/19 Contracted orthodontic activity (UOA)	0
Carry forward orthodontic activity (UOA)	0
Baseline contract value	£20,204.32

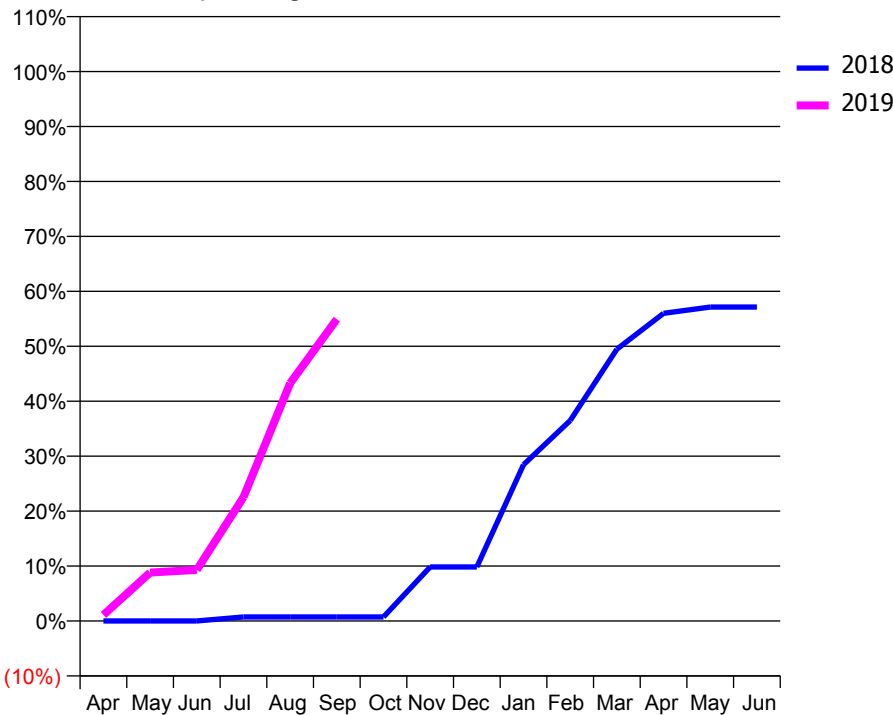
ACCESS*

Patients seen in 24 months	Total	Change since previous quarter
Quarter ending September 2017	311	
Quarter ending December 2017	319	↑
Quarter ending March 2018	327	↑
Quarter ending June 2018	354	↑
Quarter ending September 2018	348	↓
Variance since September 2017	11.9%	↑



ACTIVITY

Cumulative percentage of contracted UDA delivered 2018 & 2019



Month	Adjusted Scheduled Activity (UDA)	
	2018	2019
April	0	9
May	0	72
June	0	76
July	6	184
August	6	354
September	6	449
October	6	
November	80	
December	80	
January	232	
February	298	
March	404	
April	457	
May	467	
June	467	

QUALITY

	Quantity	Base Number	Contract	AT	Region	England
% of FP17s for the same patient ID Re-attending within 3 months - Children	16	249	6.4%	10.5%	11.5%	11.6%
% of FP17s for the same patient ID Re-attending within 3 months - Adults	3	18	16.7%	15.7%	16.5%	15.5%
% of FP17s for the same patient ID Re-attending between 3 & 9 months - Children	120	249	48.2%	44.8%	48.5%	58.8%
% of FP17s for the same patient ID Re-attending between 3 & 9 months - Adults	4	18	22.2%	37.0%	39.1%	51.1%
% of FP17s for Band 1 Urgent Courses	9	228	3.9%	10.9%	10.6%	9.0%
% of FP17s Relating to Free Repair or Replacements	0	228	0.0%	0.5%	0.5%	0.8%
% of FP17s Relating to Continuations	0	228	0.0%	0.7%	0.7%	0.9%
% of Patients satisfied with the dentistry they have received	0	0	N/A	90.7%	90.5%	93.3%
% of Patients satisfied with the time they had to wait for an appointment	0	0	N/A	82.5%	85.1%	88.9%

* This is based on patients treated on this contract for their most recent course of treatment. Figures in italics indicate the base number of FP17s or Patient Questionnaire responses are less than 100. N/A is shown where the base number of responses is less than 10 during the period. % is calculated as Quantity/Base number*100

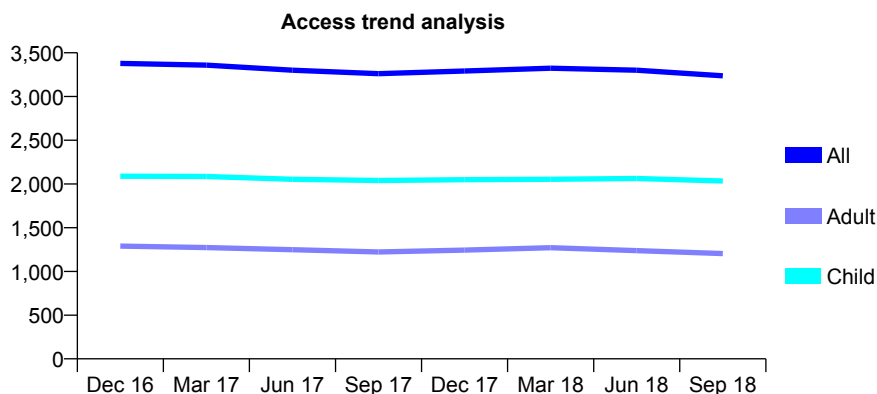
Q61 - Vital Signs At a Glance Contract Report for 244538/0001 - September 2018

Name or company name	MR MS MACMANUS
Contract type name	GDS Contract
Purpose of contract	General
Contract start date	01/04/2006
Contract end date	

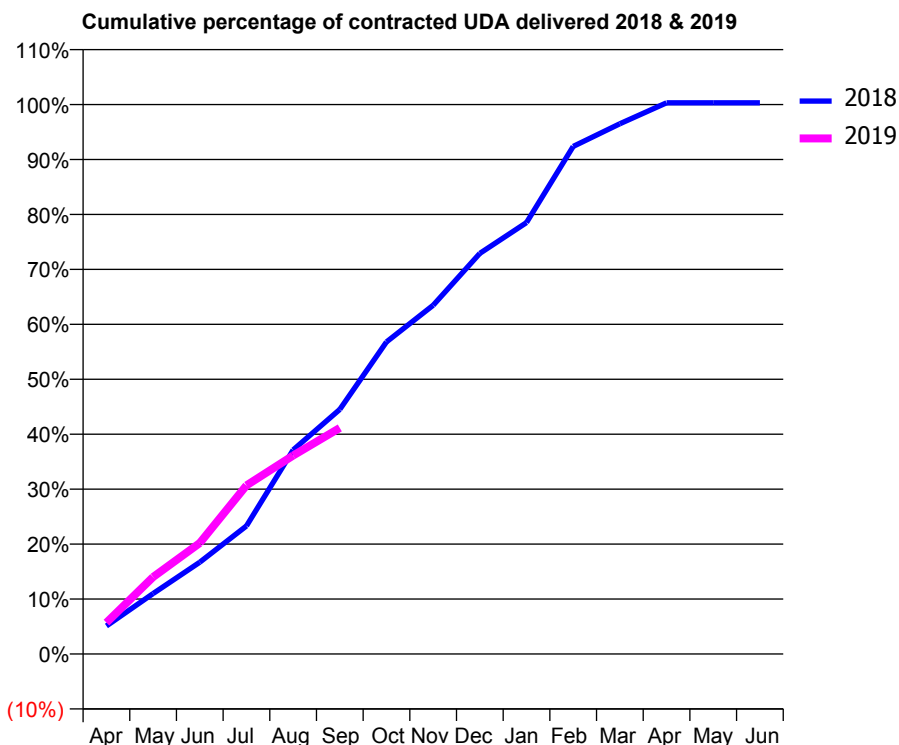
18/19 Contracted general activity (UDA)	9,054
Carry forward general activity (UDA)	-28
18/19 Contracted orthodontic activity (UOA)	0
Carry forward orthodontic activity (UOA)	0
Baseline contract value	£219,607.91

ACCESS*

Patients seen in 24 months	Total	Change since previous quarter
Quarter ending September 2017	3,261	
Quarter ending December 2017	3,292	→
Quarter ending March 2018	3,324	→
Quarter ending June 2018	3,301	→
Quarter ending September 2018	3,237	↓
Variance since September 2017	(0.7%)	→



ACTIVITY



Month	Adjusted Scheduled Activity (UDA)	
	2018	2019
April	463	516
May	997	1,269
June	1,513	1,829
July	2,111	2,778
August	3,363	3,271
September	4,031	3,725
October	5,142	
November	5,747	
December	6,602	
January	7,108	
February	8,363	
March	8,736	
April	9,081	
May	9,082	
June	9,082	

QUALITY

	Quantity	Base Number	Contract	AT	Region	England
% of FP17s for the same patient ID Re-attending within 3 months - Children	53	1,261	4.2%	10.5%	11.5%	11.6%
% of FP17s for the same patient ID Re-attending within 3 months - Adults	102	584	17.5%	15.7%	16.5%	15.5%
% of FP17s for the same patient ID Re-attending between 3 & 9 months - Children	642	1,261	50.9%	44.8%	48.5%	58.8%
% of FP17s for the same patient ID Re-attending between 3 & 9 months - Adults	217	584	37.2%	37.0%	39.1%	51.1%
% of FP17s for Band 1 Urgent Courses	114	1,712	6.7%	10.9%	10.6%	9.0%
% of FP17s Relating to Free Repair or Replacements	2	1,712	0.1%	0.5%	0.5%	0.8%
% of FP17s Relating to Continuations	0	1,712	0.0%	0.7%	0.7%	0.9%
% of Patients satisfied with the dentistry they have received	2	2	N/A	90.7%	90.5%	93.3%
% of Patients satisfied with the time they had to wait for an appointment	1	2	N/A	82.5%	85.1%	88.9%

* This is based on patients treated on this contract for their most recent course of treatment. Figures in italics indicate the base number of FP17s or Patient Questionnaire responses are less than 100. N/A is shown where the base number of responses is less than 10 during the period. % is calculated as Quantity/Base number*100

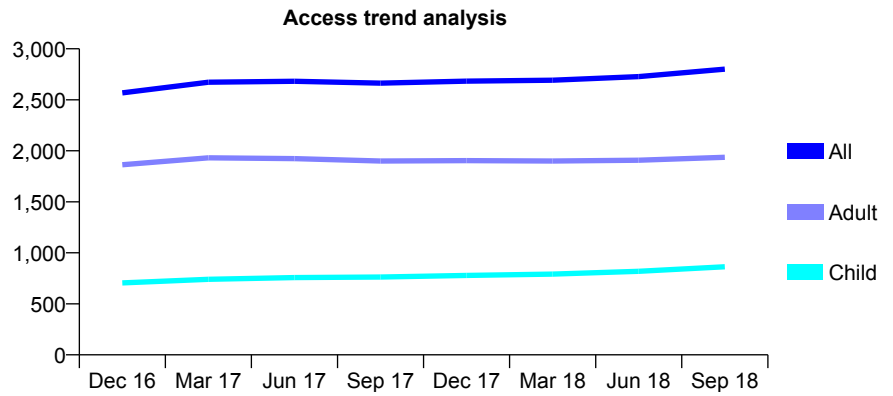
Q61 - Vital Signs At a Glance Contract Report for 245690/0002 - September 2018

Name or company name	MR N AGRAWAL
Contract type name	GDS Contract
Purpose of contract	General
Contract start date	01/04/2006
Contract end date	

18/19 Contracted general activity (UDA)	5,231
Carry forward general activity (UDA)	-61
18/19 Contracted orthodontic activity (UOA)	0
Carry forward orthodontic activity (UOA)	0
Baseline contract value	£170,654.78

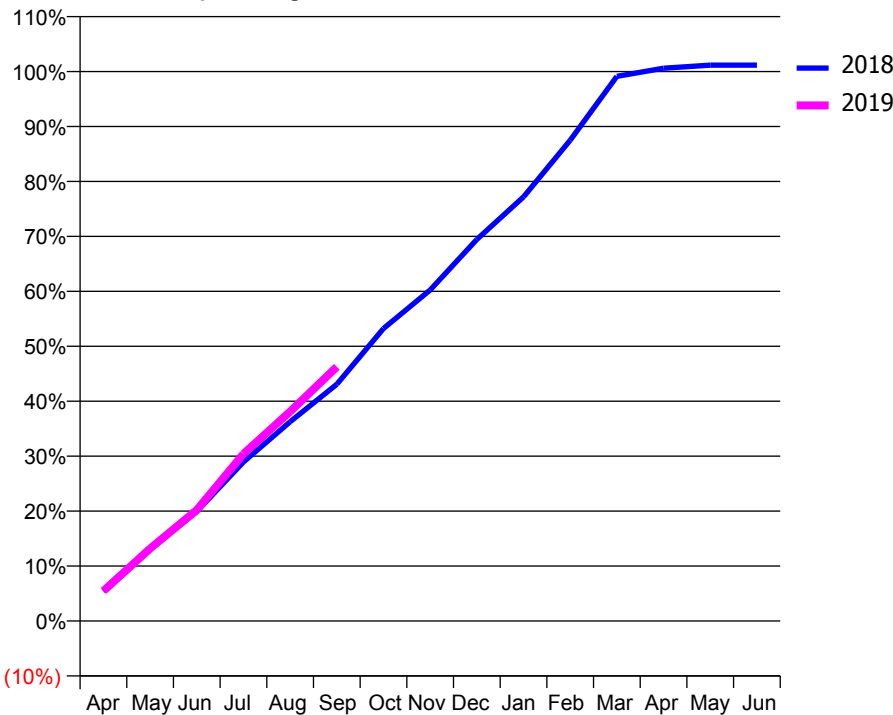
ACCESS*

Patients seen in 24 months	Total	Change since previous quarter
Quarter ending September 2017	2,663	
Quarter ending December 2017	2,683	→
Quarter ending March 2018	2,692	→
Quarter ending June 2018	2,727	→
Quarter ending September 2018	2,801	↑
Variance since September 2017	5.2%	↑



ACTIVITY

Cumulative percentage of contracted UDA delivered 2018 & 2019



Month	Adjusted Scheduled Activity (UDA)	
	2018	2019
April	282	286
May	691	690
June	1,043	1,056
July	1,513	1,592
August	1,897	1,994
September	2,254	2,420
October	2,784	
November	3,151	
December	3,632	
January	4,037	
February	4,577	
March	5,185	
April	5,263	
May	5,292	
June	5,292	

QUALITY

	Quantity	Base Number	Contract	AT	Region	England
% of FP17s for the same patient ID Re-attending within 3 months - Children	39	490	8.0%	10.5%	11.5%	11.6%
% of FP17s for the same patient ID Re-attending within 3 months - Adults	163	934	17.5%	15.7%	16.5%	15.5%
% of FP17s for the same patient ID Re-attending between 3 & 9 months - Children	177	490	36.1%	44.8%	48.5%	58.8%
% of FP17s for the same patient ID Re-attending between 3 & 9 months - Adults	245	934	26.2%	37.0%	39.1%	51.1%
% of FP17s for Band 1 Urgent Courses	161	1,077	14.9%	10.9%	10.6%	9.0%
% of FP17s Relating to Free Repair or Replacements	4	1,077	0.4%	0.5%	0.5%	0.8%
% of FP17s Relating to Continuations	17	1,077	1.6%	0.7%	0.7%	0.9%
% of Patients satisfied with the dentistry they have received	0	1	N/A	90.7%	90.5%	93.3%
% of Patients satisfied with the time they had to wait for an appointment	0	1	N/A	82.5%	85.1%	88.9%

* This is based on patients treated on this contract for their most recent course of treatment. Figures in italics indicate the base number of FP17s or Patient Questionnaire responses are less than 100. N/A is shown where the base number of responses is less than 10 during the period. % is calculated as Quantity/Base number*100

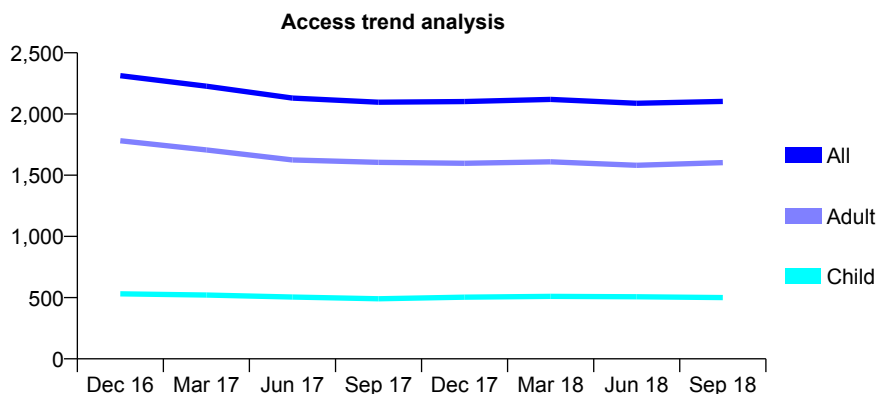
Q61 - Vital Signs At a Glance Contract Report for 250279/0004 - September 2018

Name or company name	MR S OLUBUNMI-OKE
Contract type name	GDS Contract
Purpose of contract	General
Contract start date	01/06/2014
Contract end date	

18/19 Contracted general activity (UDA)	9,194
Carry forward general activity (UDA)	-117
18/19 Contracted orthodontic activity (UOA)	0
Carry forward orthodontic activity (UOA)	0
Baseline contract value	£286,893.13

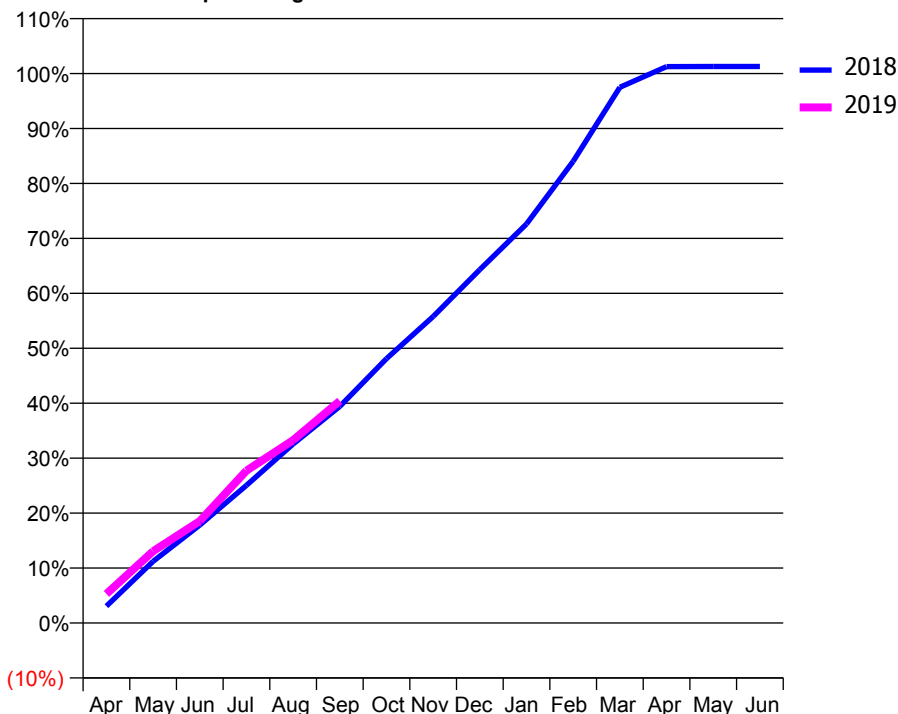
ACCESS*

Patients seen in 24 months	Total	Change since previous quarter
Quarter ending September 2017	2,096	
Quarter ending December 2017	2,102	→
Quarter ending March 2018	2,119	→
Quarter ending June 2018	2,088	↓
Quarter ending September 2018	2,103	→
Variance since September 2017	0.3%	→



ACTIVITY

Cumulative percentage of contracted UDA delivered 2018 & 2019



Adjusted Scheduled Activity (UDA)

Month	2018	2019
April	281	488
May	1,032	1,201
June	1,638	1,707
July	2,304	2,550
August	2,996	3,060
September	3,625	3,717
October	4,423	
November	5,128	
December	5,913	
January	6,676	
February	7,725	
March	8,963	
April	9,310	
May	9,311	
June	9,311	

QUALITY

	Quantity	Base Number	Contract	AT	Region	England
% of FP17s for the same patient ID Re-attending within 3 months - Children	46	341	13.5%	10.5%	11.5%	11.6%
% of FP17s for the same patient ID Re-attending within 3 months - Adults	121	854	14.2%	15.7%	16.5%	15.5%
% of FP17s for the same patient ID Re-attending between 3 & 9 months - Children	194	341	56.9%	44.8%	48.5%	58.8%
% of FP17s for the same patient ID Re-attending between 3 & 9 months - Adults	326	854	38.2%	37.0%	39.1%	51.1%
% of FP17s for Band 1 Urgent Courses	90	1,118	8.1%	10.9%	10.6%	9.0%
% of FP17s Relating to Free Repair or Replacements	14	1,118	1.3%	0.5%	0.5%	0.8%
% of FP17s Relating to Continuations	3	1,118	0.3%	0.7%	0.7%	0.9%
% of Patients satisfied with the dentistry they have received	0	0	N/A	90.7%	90.5%	93.3%
% of Patients satisfied with the time they had to wait for an appointment	0	0	N/A	82.5%	85.1%	88.9%

* This is based on patients treated on this contract for their most recent course of treatment. Figures in italics indicate the base number of FP17s or Patient Questionnaire responses are less than 100. N/A is shown where the base number of responses is less than 10 during the period. % is calculated as Quantity/Base number*100

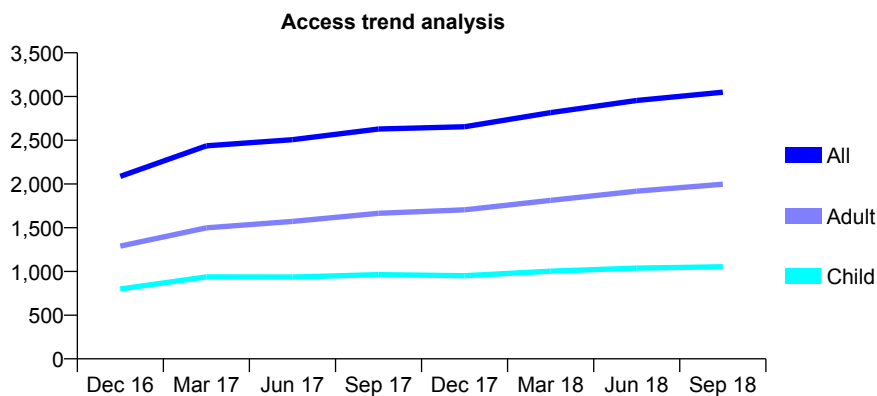
Q61 - Vital Signs At a Glance Contract Report for 250643/0001 - September 2018

Name or company name	MISS SY BHUIYAN
Contract type name	GDS Contract
Purpose of contract	General and Orthodontic
Contract start date	01/06/2015
Contract end date	

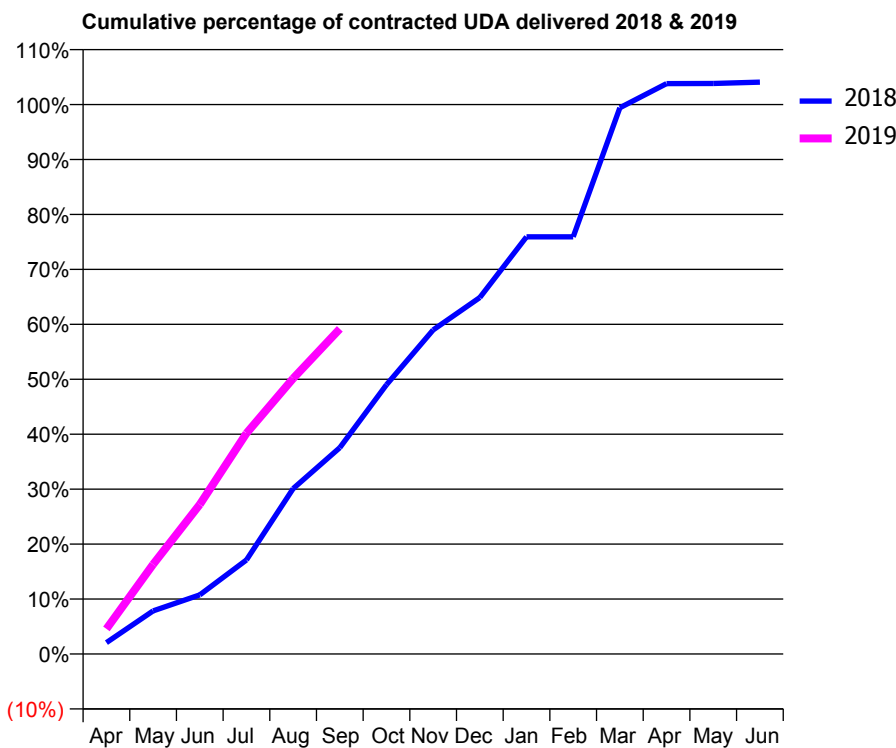
18/19 Contracted general activity (UDA)	5,300
Carry forward general activity (UDA)	-106
18/19 Contracted orthodontic activity (UOA)	6,850
Carry forward orthodontic activity (UOA)	-60
Baseline contract value	£721,557.38

ACCESS*

Patients seen in 24 months	Total	Change since previous quarter
Quarter ending September 2017	2,628	
Quarter ending December 2017	2,655	→
Quarter ending March 2018	2,816	↑
Quarter ending June 2018	2,955	↑
Quarter ending September 2018	3,050	↑
Variance since September 2017	16.1%	↑



ACTIVITY



Month	Adjusted Scheduled Activity (UDA)	
	2018	2019
April	111	242
May	416	865
June	570	1,443
July	907	2,129
August	1,595	2,658
September	1,990	3,137
October	2,597	
November	3,126	
December	3,438	
January	4,023	
February	4,023	
March	5,269	
April	5,502	
May	5,503	
June	5,516	

QUALITY

	Quantity	Base Number	Contract	AT	Region	England
% of FP17s for the same patient ID Re-attending within 3 months - Children	64	752	8.5%	10.5%	11.5%	11.6%
% of FP17s for the same patient ID Re-attending within 3 months - Adults	89	995	8.9%	15.7%	16.5%	15.5%
% of FP17s for the same patient ID Re-attending between 3 & 9 months - Children	258	752	34.3%	44.8%	48.5%	58.8%
% of FP17s for the same patient ID Re-attending between 3 & 9 months - Adults	227	995	22.8%	37.0%	39.1%	51.1%
% of FP17s for Band 1 Urgent Courses	64	1,396	4.6%	10.9%	10.6%	9.0%
% of FP17s Relating to Free Repair or Replacements	0	1,396	0.0%	0.5%	0.5%	0.8%
% of FP17s Relating to Continuations	2	1,396	0.1%	0.7%	0.7%	0.9%
% of Patients satisfied with the dentistry they have received	0	0	N/A	90.7%	90.5%	93.3%
% of Patients satisfied with the time they had to wait for an appointment	0	0	N/A	82.5%	85.1%	88.9%

* This is based on patients treated on this contract for their most recent course of treatment. Figures in italics indicate the base number of FP17s or Patient Questionnaire responses are less than 100. N/A is shown where the base number of responses is less than 10 during the period. % is calculated as Quantity/Base number*100

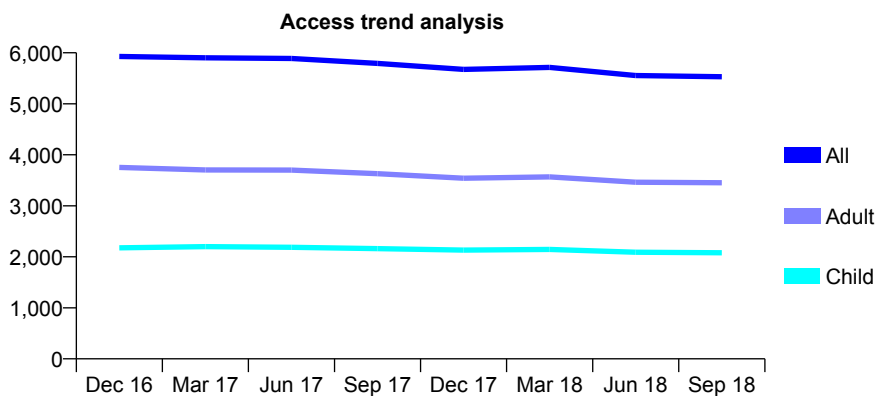
Q61 - Vital Signs At a Glance Contract Report for 250678/0001 - September 2018

Name or company name	MR GS COHEN
Contract type name	GDS Contract
Purpose of contract	General
Contract start date	01/04/2006
Contract end date	

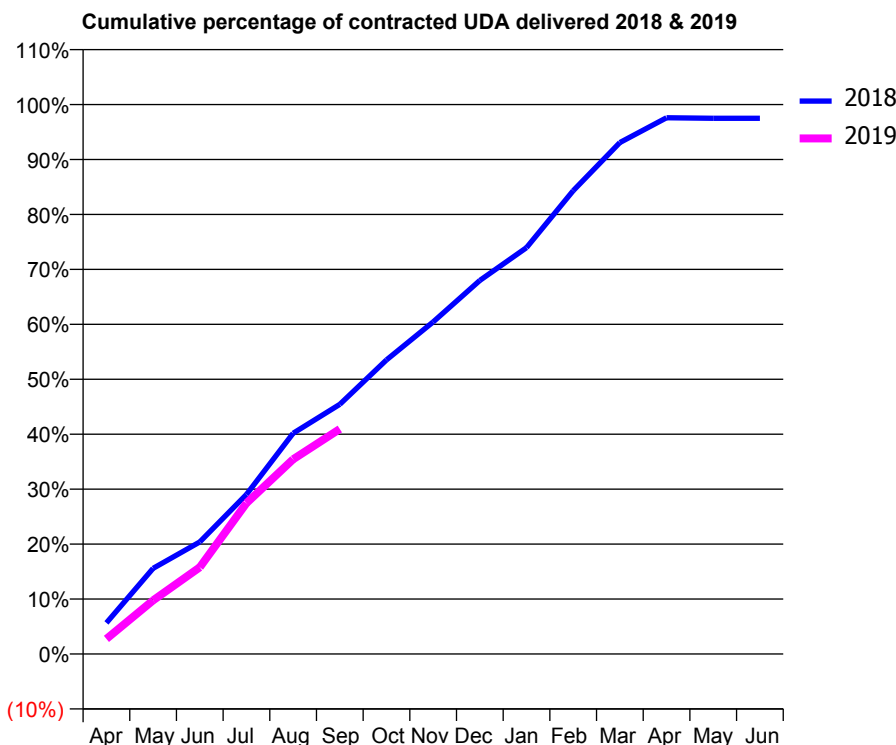
18/19 Contracted general activity (UDA)	12,460
Carry forward general activity (UDA)	313
18/19 Contracted orthodontic activity (UOA)	0
Carry forward orthodontic activity (UOA)	0
Baseline contract value	£319,085.21

ACCESS*

Patients seen in 24 months	Total	Change since previous quarter
Quarter ending September 2017	5,791	
Quarter ending December 2017	5,675	↓
Quarter ending March 2018	5,713	→
Quarter ending June 2018	5,553	↓
Quarter ending September 2018	5,532	→
Variance since September 2017	(4.5%)	↓



ACTIVITY



Month	Adjusted Scheduled Activity (UDA)	
	2018	2019
April	705	342
May	1,944	1,217
June	2,541	1,967
July	3,619	3,421
August	5,004	4,415
September	5,661	5,102
October	6,668	
November	7,532	
December	8,472	
January	9,216	
February	10,506	
March	11,597	
April	12,161	
May	12,147	
June	12,147	

QUALITY

	Quantity	Base Number	Contract	AT	Region	England
% of FP17s for the same patient ID Re-attending within 3 months - Children	95	1,209	7.9%	10.5%	11.5%	11.6%
% of FP17s for the same patient ID Re-attending within 3 months - Adults	336	1,875	17.9%	15.7%	16.5%	15.5%
% of FP17s for the same patient ID Re-attending between 3 & 9 months - Children	386	1,209	31.9%	44.8%	48.5%	58.8%
% of FP17s for the same patient ID Re-attending between 3 & 9 months - Adults	585	1,875	31.2%	37.0%	39.1%	51.1%
% of FP17s for Band 1 Urgent Courses	340	2,862	11.9%	10.9%	10.6%	9.0%
% of FP17s Relating to Free Repair or Replacements	13	2,862	0.5%	0.5%	0.5%	0.8%
% of FP17s Relating to Continuations	19	2,862	0.7%	0.7%	0.7%	0.9%
% of Patients satisfied with the dentistry they have received	1	1	N/A	90.7%	90.5%	93.3%
% of Patients satisfied with the time they had to wait for an appointment	1	1	N/A	82.5%	85.1%	88.9%

* This is based on patients treated on this contract for their most recent course of treatment. Figures in italics indicate the base number of FP17s or Patient Questionnaire responses are less than 100. N/A is shown where the base number of responses is less than 10 during the period. % is calculated as Quantity/Base number*100

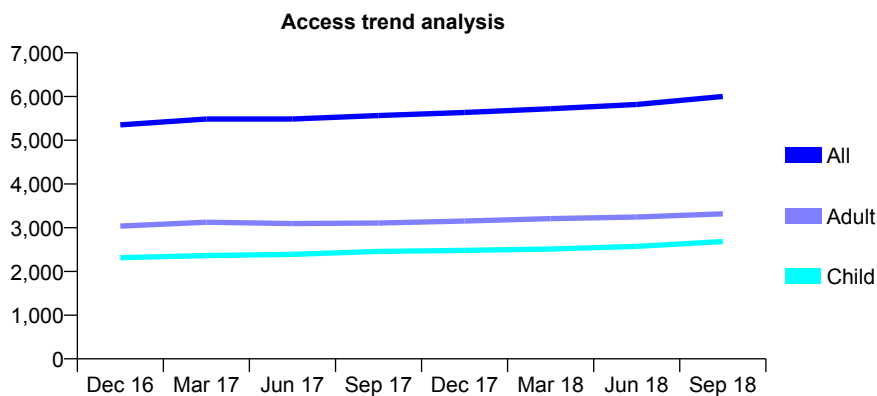
Q61 - Vital Signs At a Glance Contract Report for 250805/0001 - September 2018

Name or company name	Mrs A Chagger and Mr S Chagger
Contract type name	GDS Contract
Purpose of contract	General
Contract start date	01/04/2006
Contract end date	

18/19 Contracted general activity (UDA)	20,606
Carry forward general activity (UDA)	556
18/19 Contracted orthodontic activity (UOA)	0
Carry forward orthodontic activity (UOA)	0
Baseline contract value	£590,477.94

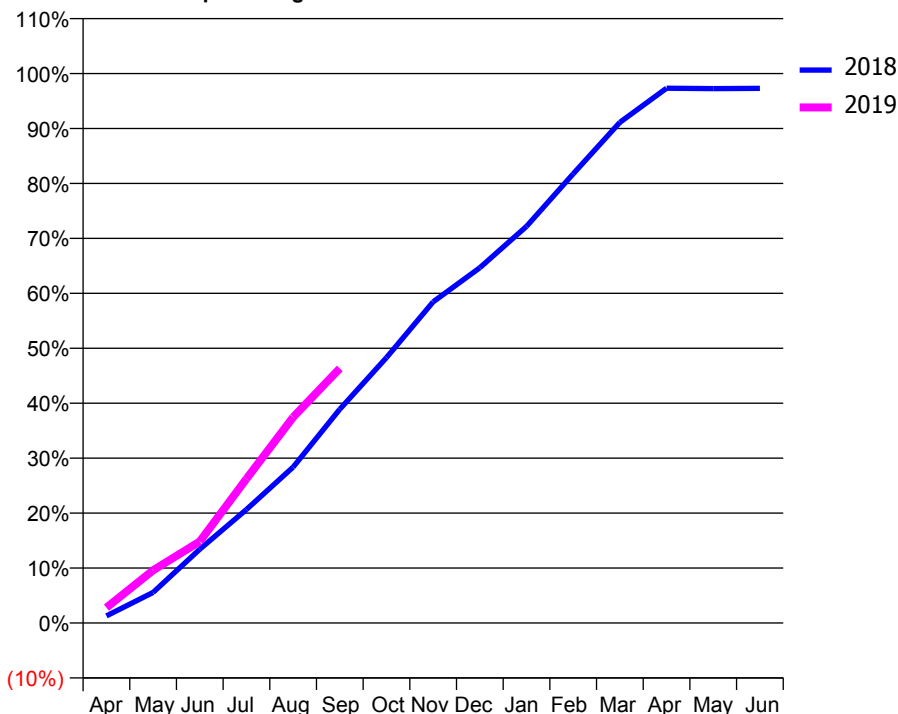
ACCESS*

Patients seen in 24 months	Total	Change since previous quarter
Quarter ending September 2017	5,565	
Quarter ending December 2017	5,634	→
Quarter ending March 2018	5,719	→
Quarter ending June 2018	5,818	→
Quarter ending September 2018	6,000	↑
Variance since September 2017	7.8%	↑



ACTIVITY

Cumulative percentage of contracted UDA delivered 2018 & 2019



Month	Adjusted Scheduled Activity (UDA)	
	2018	2019
April	266	579
May	1,150	1,976
June	2,768	3,056
July	4,258	5,409
August	5,849	7,716
September	8,020	9,547
October	9,953	
November	12,044	
December	13,322	
January	14,874	
February	16,846	
March	18,773	
April	20,053	
May	20,041	
June	20,050	

QUALITY

	Quantity	Base Number	Contract	AT	Region	England
% of FP17s for the same patient ID Re-attending within 3 months - Children	114	1,560	7.3%	10.5%	11.5%	11.6%
% of FP17s for the same patient ID Re-attending within 3 months - Adults	244	1,831	13.3%	15.7%	16.5%	15.5%
% of FP17s for the same patient ID Re-attending between 3 & 9 months - Children	623	1,560	39.9%	44.8%	48.5%	58.8%
% of FP17s for the same patient ID Re-attending between 3 & 9 months - Adults	569	1,831	31.1%	37.0%	39.1%	51.1%
% of FP17s for Band 1 Urgent Courses	296	3,106	9.5%	10.9%	10.6%	9.0%
% of FP17s Relating to Free Repair or Replacements	0	3,106	0.0%	0.5%	0.5%	0.8%
% of FP17s Relating to Continuations	5	3,106	0.2%	0.7%	0.7%	0.9%
% of Patients satisfied with the dentistry they have received	2	3	N/A	90.7%	90.5%	93.3%
% of Patients satisfied with the time they had to wait for an appointment	2	3	N/A	82.5%	85.1%	88.9%

* This is based on patients treated on this contract for their most recent course of treatment. Figures in italics indicate the base number of FP17s or Patient Questionnaire responses are less than 100. N/A is shown where the base number of responses is less than 10 during the period. % is calculated as Quantity/Base number*100

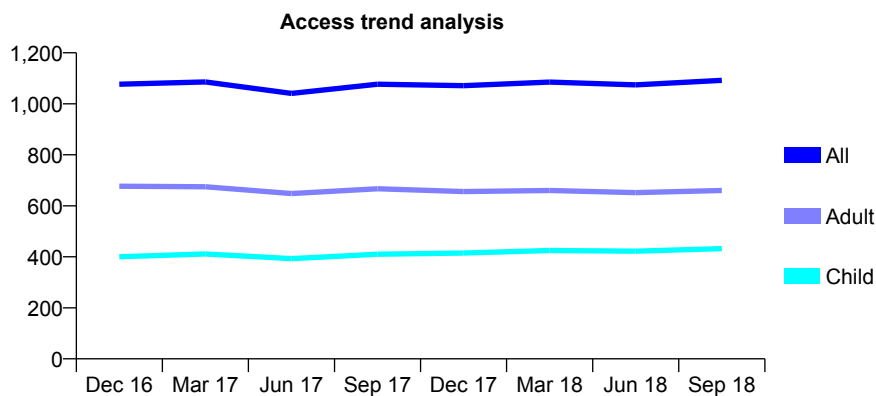
Q61 - Vital Signs At a Glance Contract Report for 250805/0004 - September 2018

Name or company name	MRS A CHAGGER
Contract type name	GDS Contract
Purpose of contract	General
Contract start date	01/02/2011
Contract end date	

18/19 Contracted general activity (UDA)	3,369
Carry forward general activity (UDA)	42
18/19 Contracted orthodontic activity (UOA)	0
Carry forward orthodontic activity (UOA)	0
Baseline contract value	£104,229.03

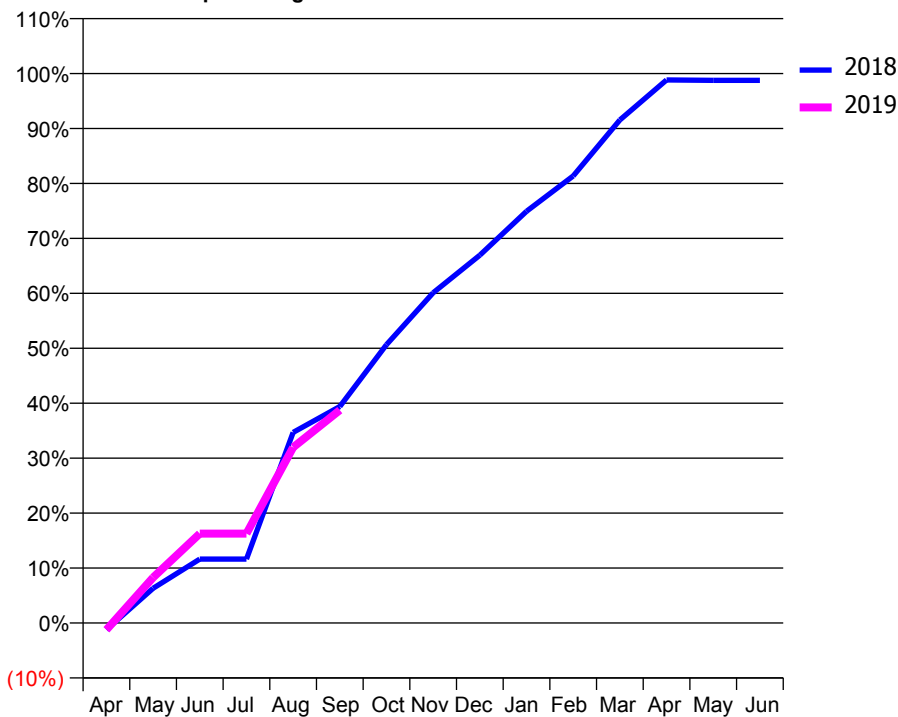
ACCESS*

Patients seen in 24 months	Total	Change since previous quarter
Quarter ending September 2017	1,077	
Quarter ending December 2017	1,071	→
Quarter ending March 2018	1,085	→
Quarter ending June 2018	1,074	↓
Quarter ending September 2018	1,092	→
Variance since September 2017	1.4%	→



ACTIVITY

Cumulative percentage of contracted UDA delivered 2018 & 2019



Adjusted Scheduled Activity (UDA)

Month	2018	2019
April	-41	-42
May	213	279
June	392	548
July	392	548
August	1,168	1,077
September	1,327	1,305
October	1,707	
November	2,024	
December	2,255	
January	2,524	
February	2,741	
March	3,084	
April	3,330	
May	3,327	
June	3,327	

QUALITY

	Quantity	Base Number	Contract	AT	Region	England
% of FP17s for the same patient ID Re-attending within 3 months - Children	20	350	5.7%	10.5%	11.5%	11.6%
% of FP17s for the same patient ID Re-attending within 3 months - Adults	36	447	8.1%	15.7%	16.5%	15.5%
% of FP17s for the same patient ID Re-attending between 3 & 9 months - Children	209	350	59.7%	44.8%	48.5%	58.8%
% of FP17s for the same patient ID Re-attending between 3 & 9 months - Adults	298	447	66.7%	37.0%	39.1%	51.1%
% of FP17s for Band 1 Urgent Courses	22	722	3.0%	10.9%	10.6%	9.0%
% of FP17s Relating to Free Repair or Replacements	2	722	0.3%	0.5%	0.5%	0.8%
% of FP17s Relating to Continuations	1	722	0.1%	0.7%	0.7%	0.9%
% of Patients satisfied with the dentistry they have received	0	0	N/A	90.7%	90.5%	93.3%
% of Patients satisfied with the time they had to wait for an appointment	0	0	N/A	82.5%	85.1%	88.9%

* This is based on patients treated on this contract for their most recent course of treatment. Figures in italics indicate the base number of FP17s or Patient Questionnaire responses are less than 100. N/A is shown where the base number of responses is less than 10 during the period. % is calculated as Quantity/Base number*100

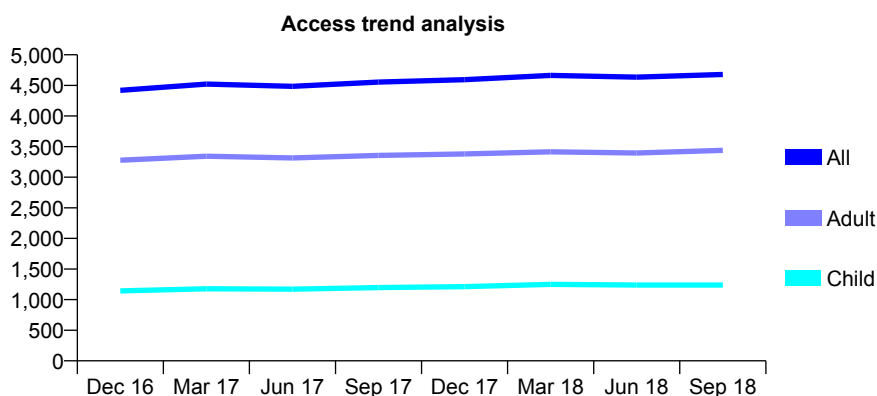
Q61 - Vital Signs At a Glance Contract Report for 251348/0001 - September 2018

Name or company name	MR A MOTAMEDARDAMEH
Contract type name	GDS Contract
Purpose of contract	General
Contract start date	01/04/2006
Contract end date	

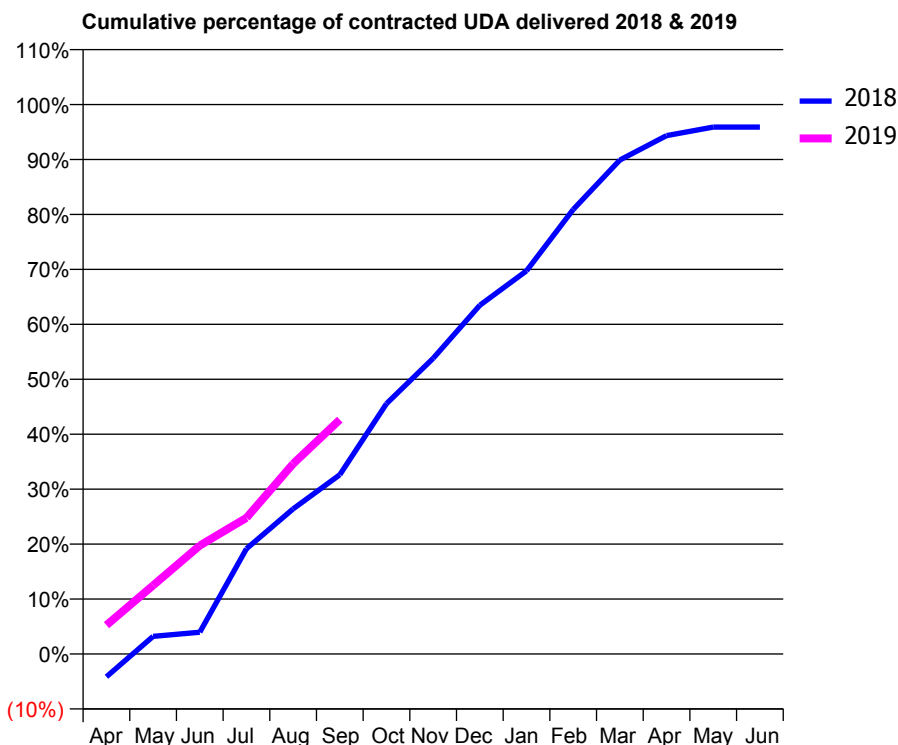
18/19 Contracted general activity (UDA)	15,139
Carry forward general activity (UDA)	0
18/19 Contracted orthodontic activity (UOA)	0
Carry forward orthodontic activity (UOA)	0
Baseline contract value	£394,327.59

ACCESS*

Patients seen in 24 months	Total	Change since previous quarter
Quarter ending September 2017	4,555	
Quarter ending December 2017	4,593	→
Quarter ending March 2018	4,663	→
Quarter ending June 2018	4,635	→
Quarter ending September 2018	4,678	→
Variance since September 2017	2.7%	↑



ACTIVITY



Month	Adjusted Scheduled Activity (UDA)	
	2018	2019
April	-629	794
May	485	1,891
June	601	2,987
July	2,902	3,753
August	3,997	5,240
September	4,941	6,458
October	6,898	
November	8,148	
December	9,608	
January	10,556	
February	12,247	
March	13,611	
April	14,282	
May	14,518	
June	14,518	

QUALITY

	Quantity	Base Number	Contract	AT	Region	England
% of FP17s for the same patient ID Re-attending within 3 months - Children	58	703	8.3%	10.5%	11.5%	11.6%
% of FP17s for the same patient ID Re-attending within 3 months - Adults	329	1,786	18.4%	15.7%	16.5%	15.5%
% of FP17s for the same patient ID Re-attending between 3 & 9 months - Children	272	703	38.7%	44.8%	48.5%	58.8%
% of FP17s for the same patient ID Re-attending between 3 & 9 months - Adults	471	1,786	26.4%	37.0%	39.1%	51.1%
% of FP17s for Band 1 Urgent Courses	342	2,245	15.2%	10.9%	10.6%	9.0%
% of FP17s Relating to Free Repair or Replacements	12	2,245	0.5%	0.5%	0.5%	0.8%
% of FP17s Relating to Continuations	16	2,245	0.7%	0.7%	0.7%	0.9%
% of Patients satisfied with the dentistry they have received	4	4	N/A	90.7%	90.5%	93.3%
% of Patients satisfied with the time they had to wait for an appointment	4	4	N/A	82.5%	85.1%	88.9%

* This is based on patients treated on this contract for their most recent course of treatment. Figures in italics indicate the base number of FP17s or Patient Questionnaire responses are less than 100. N/A is shown where the base number of responses is less than 10 during the period. % is calculated as Quantity/Base number*100

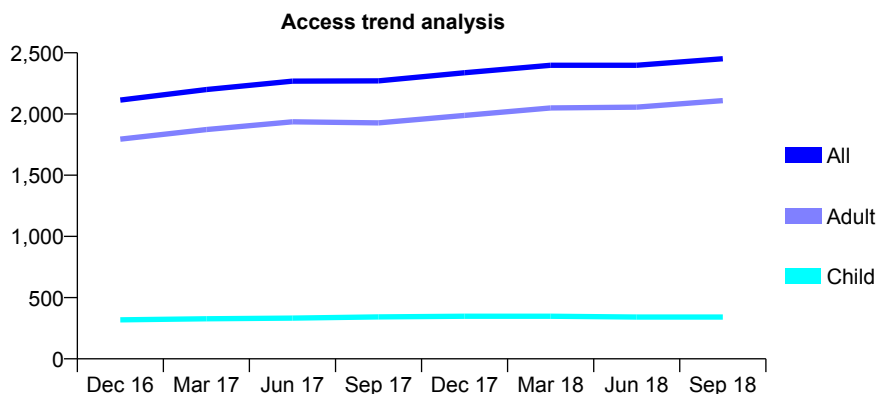
Q61 - Vital Signs At a Glance Contract Report for 256722/0001 - September 2018

Name or company name	MR S PATEL
Contract type name	GDS Contract
Purpose of contract	General
Contract start date	01/04/2006
Contract end date	

18/19 Contracted general activity (UDA)	4,834
Carry forward general activity (UDA)	-97
18/19 Contracted orthodontic activity (UOA)	0
Carry forward orthodontic activity (UOA)	0
Baseline contract value	£172,586.27

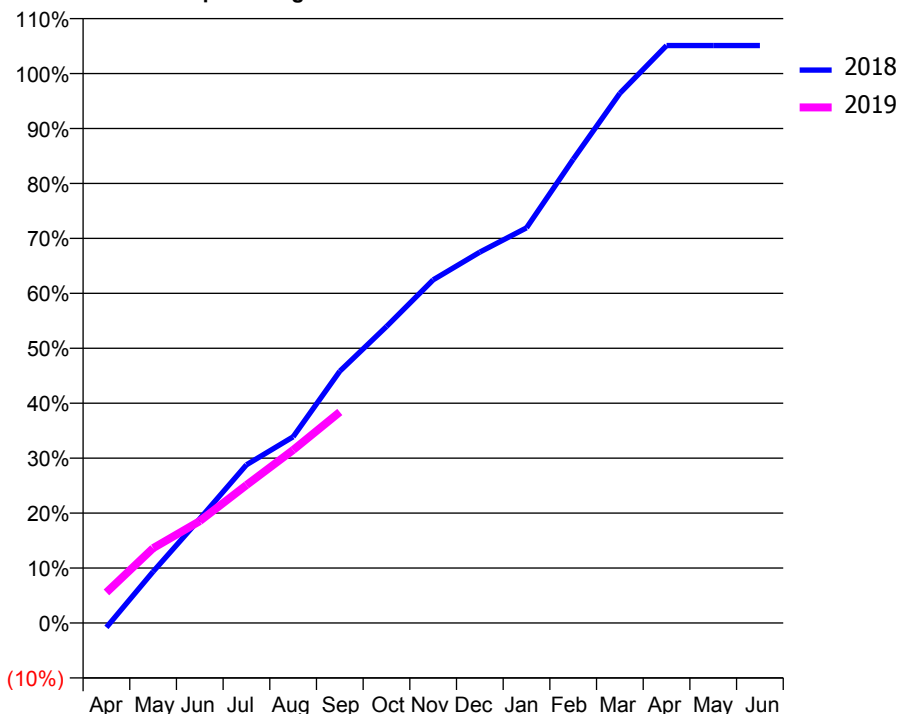
ACCESS*

Patients seen in 24 months	Total	Change since previous quarter
Quarter ending September 2017	2,271	
Quarter ending December 2017	2,337	↑
Quarter ending March 2018	2,398	↑
Quarter ending June 2018	2,398	→
Quarter ending September 2018	2,452	↑
Variance since September 2017	8.0%	↑



ACTIVITY

Cumulative percentage of contracted UDA delivered 2018 & 2019



Month	Adjusted Scheduled Activity (UDA)	
	2018	2019
April	-40	269
May	452	658
June	917	897
July	1,392	1,213
August	1,639	1,522
September	2,216	1,856
October	2,609	
November	3,019	
December	3,262	
January	3,477	
February	4,079	
March	4,660	
April	5,079	
May	5,079	
June	5,079	

QUALITY

	Quantity	Base Number	Contract	AT	Region	England
% of FP17s for the same patient ID Re-attending within 3 months - Children	20	203	9.9%	10.5%	11.5%	11.6%
% of FP17s for the same patient ID Re-attending within 3 months - Adults	88	981	9.0%	15.7%	16.5%	15.5%
% of FP17s for the same patient ID Re-attending between 3 & 9 months - Children	96	203	47.3%	44.8%	48.5%	58.8%
% of FP17s for the same patient ID Re-attending between 3 & 9 months - Adults	374	981	38.1%	37.0%	39.1%	51.1%
% of FP17s for Band 1 Urgent Courses	44	861	5.1%	10.9%	10.6%	9.0%
% of FP17s Relating to Free Repair or Replacements	7	861	0.8%	0.5%	0.5%	0.8%
% of FP17s Relating to Continuations	1	861	0.1%	0.7%	0.7%	0.9%
% of Patients satisfied with the dentistry they have received	0	0	N/A	90.7%	90.5%	93.3%
% of Patients satisfied with the time they had to wait for an appointment	0	0	N/A	82.5%	85.1%	88.9%

* This is based on patients treated on this contract for their most recent course of treatment. Figures in italics indicate the base number of FP17s or Patient Questionnaire responses are less than 100. N/A is shown where the base number of responses is less than 10 during the period. % is calculated as Quantity/Base number*100

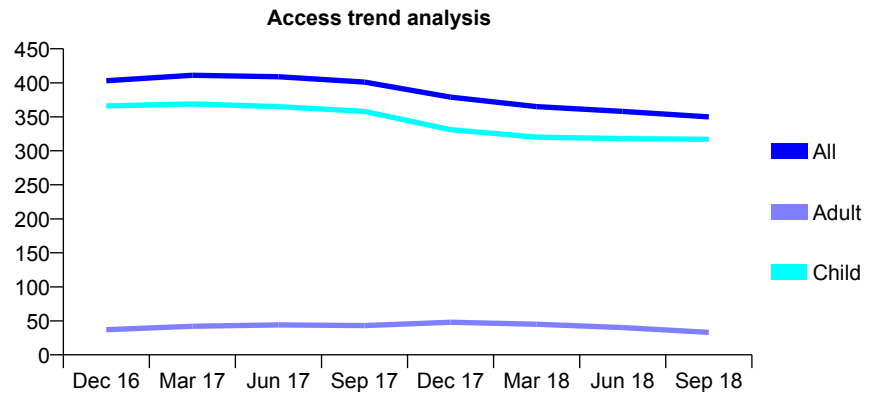
Q61 - Vital Signs At a Glance Contract Report for 256951/0001 - September 2018

Name or company name	MR I DAVIS
Contract type name	GDS Contract
Purpose of contract	General
Contract start date	01/04/2006
Contract end date	

18/19 Contracted general activity (UDA)	735
Carry forward general activity (UDA)	-3
18/19 Contracted orthodontic activity (UOA)	0
Carry forward orthodontic activity (UOA)	0
Baseline contract value	£17,631.40

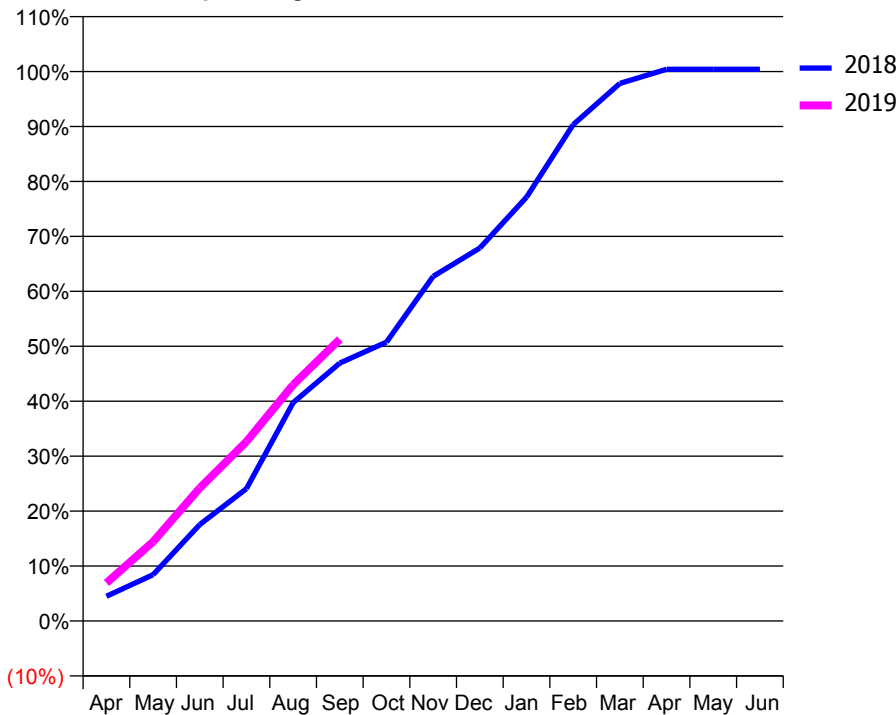
ACCESS*

Patients seen in 24 months	Total	Change since previous quarter
Quarter ending September 2017	401	
Quarter ending December 2017	379	↓
Quarter ending March 2018	365	↓
Quarter ending June 2018	358	↓
Quarter ending September 2018	350	↓
Variance since September 2017	(12.7%)	↓



ACTIVITY

Cumulative percentage of contracted UDA delivered 2018 & 2019



Month	Adjusted Scheduled Activity (UDA)	
	2018	2019
April	33	51
May	62	106
June	129	178
July	177	240
August	292	316
September	345	377
October	373	
November	461	
December	499	
January	567	
February	664	
March	719	
April	738	
May	738	
June	738	

QUALITY

	Quantity	Base Number	Contract	AT	Region	England
% of FP17s for the same patient ID Re-attending within 3 months - Children	9	214	4.2%	10.5%	11.5%	11.6%
% of FP17s for the same patient ID Re-attending within 3 months - Adults	0	4	0.0%	15.7%	16.5%	15.5%
% of FP17s for the same patient ID Re-attending between 3 & 9 months - Children	106	214	49.5%	44.8%	48.5%	58.8%
% of FP17s for the same patient ID Re-attending between 3 & 9 months - Adults	2	4	50.0%	37.0%	39.1%	51.1%
% of FP17s for Band 1 Urgent Courses	0	204	0.0%	10.9%	10.6%	9.0%
% of FP17s Relating to Free Repair or Replacements	0	204	0.0%	0.5%	0.5%	0.8%
% of FP17s Relating to Continuations	0	204	0.0%	0.7%	0.7%	0.9%
% of Patients satisfied with the dentistry they have received	0	0	N/A	90.7%	90.5%	93.3%
% of Patients satisfied with the time they had to wait for an appointment	0	0	N/A	82.5%	85.1%	88.9%

* This is based on patients treated on this contract for their most recent course of treatment. Figures in italics indicate the base number of FP17s or Patient Questionnaire responses are less than 100. N/A is shown where the base number of responses is less than 10 during the period. % is calculated as Quantity/Base number*100

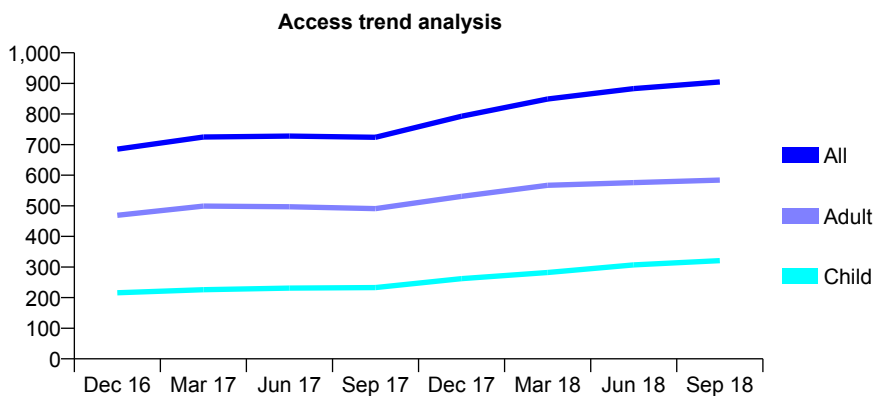
Q61 - Vital Signs At a Glance Contract Report for 258016/0001 - September 2018

Name or company name	MR L KHALILIBEGLOO
Contract type name	GDS Contract
Purpose of contract	General
Contract start date	01/04/2006
Contract end date	

18/19 Contracted general activity (UDA)	1,900
Carry forward general activity (UDA)	-13
18/19 Contracted orthodontic activity (UOA)	0
Carry forward orthodontic activity (UOA)	0
Baseline contract value	£61,136.65

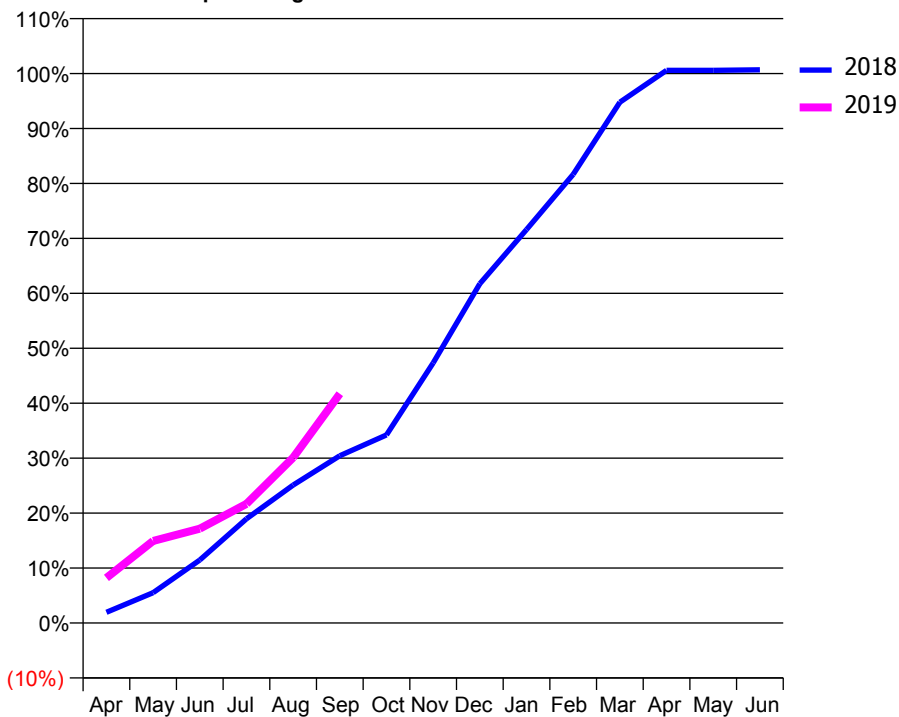
ACCESS*

Patients seen in 24 months	Total	Change since previous quarter
Quarter ending September 2017	724	
Quarter ending December 2017	793	↑
Quarter ending March 2018	849	↑
Quarter ending June 2018	883	↑
Quarter ending September 2018	905	↑
Variance since September 2017	25.0%	↑



ACTIVITY

Cumulative percentage of contracted UDA delivered 2018 & 2019



Month	Adjusted Scheduled Activity (UDA)	
	2018	2019
April	37	156
May	105	284
June	218	326
July	360	412
August	477	572
September	578	793
October	650	
November	899	
December	1,173	
January	1,360	
February	1,551	
March	1,801	
April	1,911	
May	1,911	
June	1,913	

QUALITY

	Quantity	Base Number	Contract	AT	Region	England
% of FP17s for the same patient ID Re-attending within 3 months - Children	0	151	0.0%	10.5%	11.5%	11.6%
% of FP17s for the same patient ID Re-attending within 3 months - Adults	8	252	3.2%	15.7%	16.5%	15.5%
% of FP17s for the same patient ID Re-attending between 3 & 9 months - Children	47	151	31.1%	44.8%	48.5%	58.8%
% of FP17s for the same patient ID Re-attending between 3 & 9 months - Adults	85	252	33.7%	37.0%	39.1%	51.1%
% of FP17s for Band 1 Urgent Courses	0	381	0.0%	10.9%	10.6%	9.0%
% of FP17s Relating to Free Repair or Replacements	2	381	0.5%	0.5%	0.5%	0.8%
% of FP17s Relating to Continuations	2	381	0.5%	0.7%	0.7%	0.9%
% of Patients satisfied with the dentistry they have received	0	0	N/A	90.7%	90.5%	93.3%
% of Patients satisfied with the time they had to wait for an appointment	0	0	N/A	82.5%	85.1%	88.9%

* This is based on patients treated on this contract for their most recent course of treatment. Figures in italics indicate the base number of FP17s or Patient Questionnaire responses are less than 100. N/A is shown where the base number of responses is less than 10 during the period. % is calculated as Quantity/Base number*100

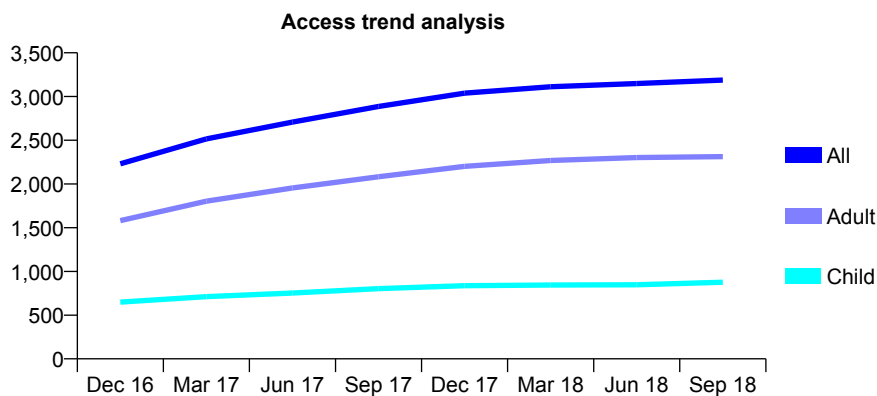
Q61 - Vital Signs At a Glance Contract Report for 269824/0001 - September 2018

Name or company name	MR A SHARMA
Contract type name	GDS Contract
Purpose of contract	General
Contract start date	01/01/2016
Contract end date	

18/19 Contracted general activity (UDA)	8,143
Carry forward general activity (UDA)	103
18/19 Contracted orthodontic activity (UOA)	0
Carry forward orthodontic activity (UOA)	0
Baseline contract value	£215,639.46

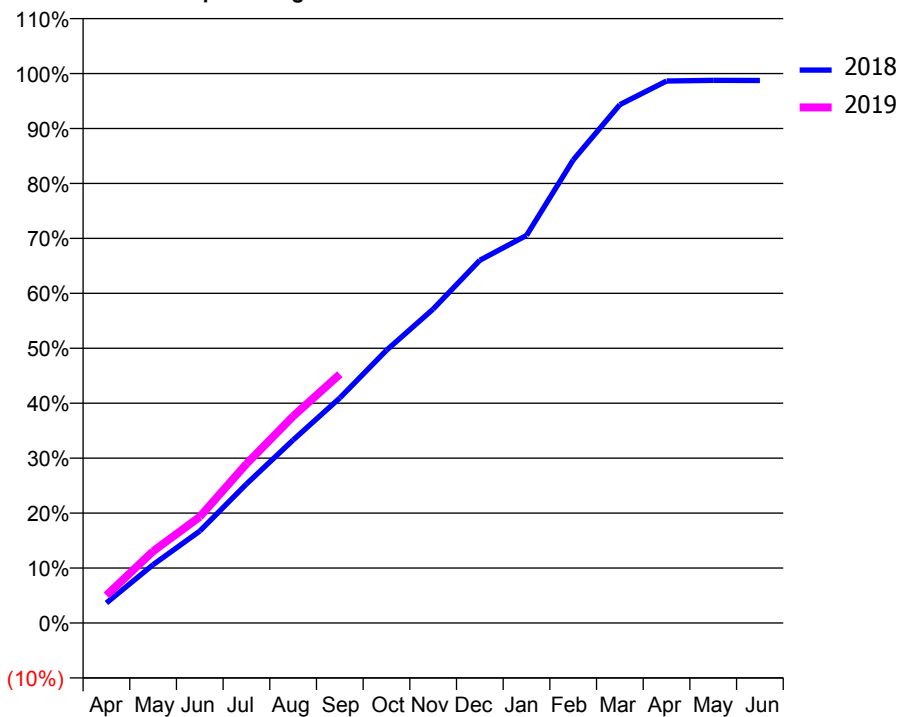
ACCESS*

Patients seen in 24 months	Total	Change since previous quarter
Quarter ending September 2017	2,886	
Quarter ending December 2017	3,038	↑
Quarter ending March 2018	3,112	↑
Quarter ending June 2018	3,149	→
Quarter ending September 2018	3,188	→
Variance since September 2017	10.5%	↑



ACTIVITY

Cumulative percentage of contracted UDA delivered 2018 & 2019



Adjusted Scheduled Activity (UDA)

Month	2018	2019
April	297	411
May	864	1,064
June	1,363	1,574
July	2,061	2,359
August	2,712	3,064
September	3,335	3,687
October	4,042	
November	4,653	
December	5,377	
January	5,744	
February	6,861	
March	7,681	
April	8,032	
May	8,041	
June	8,040	

QUALITY

	Quantity	Base Number	Contract	AT	Region	England
% of FP17s for the same patient ID Re-attending within 3 months - Children	50	657	7.6%	10.5%	11.5%	11.6%
% of FP17s for the same patient ID Re-attending within 3 months - Adults	181	1,461	12.4%	15.7%	16.5%	15.5%
% of FP17s for the same patient ID Re-attending between 3 & 9 months - Children	365	657	55.6%	44.8%	48.5%	58.8%
% of FP17s for the same patient ID Re-attending between 3 & 9 months - Adults	714	1,461	48.9%	37.0%	39.1%	51.1%
% of FP17s for Band 1 Urgent Courses	131	1,976	6.6%	10.9%	10.6%	9.0%
% of FP17s Relating to Free Repair or Replacements	24	1,976	1.2%	0.5%	0.5%	0.8%
% of FP17s Relating to Continuations	16	1,976	0.8%	0.7%	0.7%	0.9%
% of Patients satisfied with the dentistry they have received	5	5	N/A	90.7%	90.5%	93.3%
% of Patients satisfied with the time they had to wait for an appointment	4	5	N/A	82.5%	85.1%	88.9%

* This is based on patients treated on this contract for their most recent course of treatment. Figures in italics indicate the base number of FP17s or Patient Questionnaire responses are less than 100. N/A is shown where the base number of responses is less than 10 during the period. % is calculated as Quantity/Base number*100

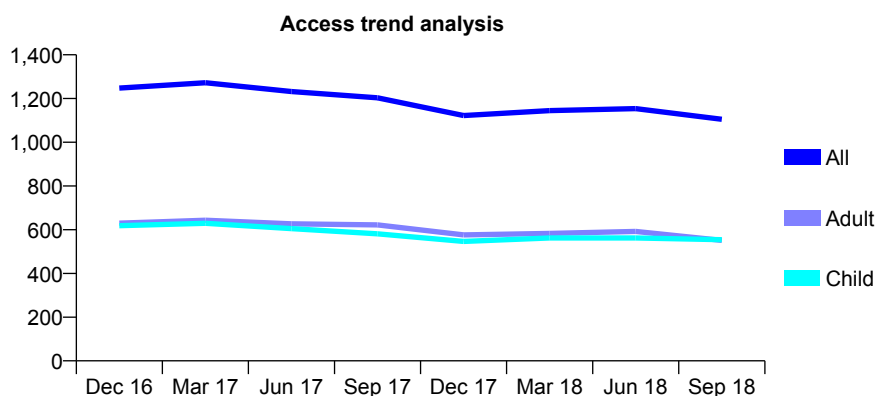
Q61 - Vital Signs At a Glance Contract Report for 270180/0001 - September 2018

Name or company name	MR SS SIHRA
Contract type name	GDS Contract
Purpose of contract	General
Contract start date	01/04/2006
Contract end date	

18/19 Contracted general activity (UDA)	4,009
Carry forward general activity (UDA)	-23
18/19 Contracted orthodontic activity (UOA)	0
Carry forward orthodontic activity (UOA)	0
Baseline contract value	£129,925.19

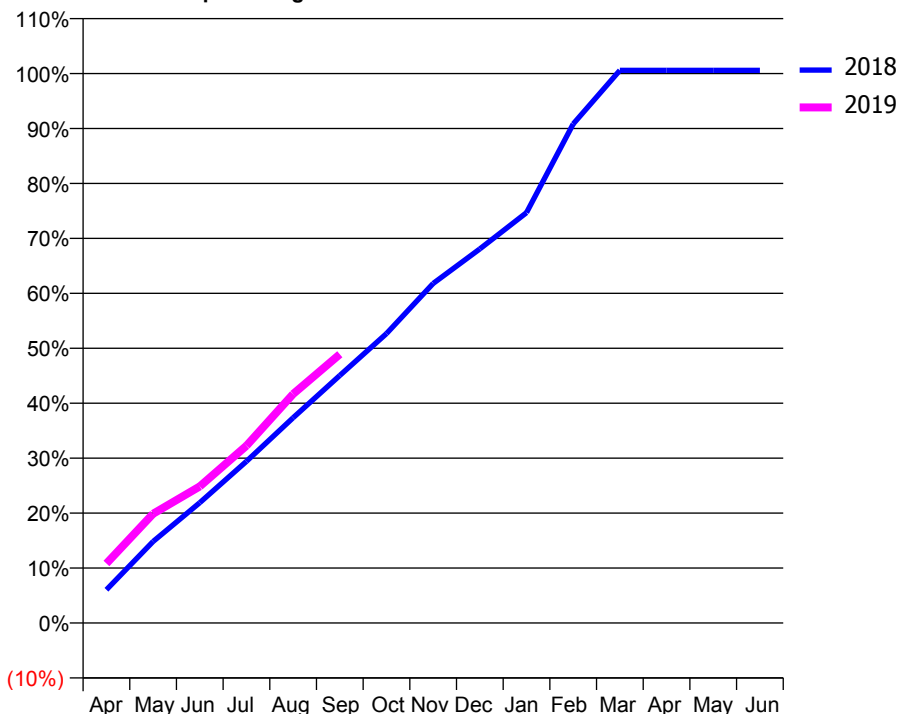
ACCESS*

Patients seen in 24 months	Total	Change since previous quarter
Quarter ending September 2017	1,203	
Quarter ending December 2017	1,122	↓
Quarter ending March 2018	1,145	↑
Quarter ending June 2018	1,154	→
Quarter ending September 2018	1,105	↓
Variance since September 2017	(8.1%)	↓



ACTIVITY

Cumulative percentage of contracted UDA delivered 2018 & 2019



Month	Adjusted Scheduled Activity (UDA)	
	2018	2019
April	243	434
May	595	797
June	878	996
July	1,180	1,294
August	1,497	1,671
September	1,806	1,961
October	2,112	
November	2,478	
December	2,730	
January	2,994	
February	3,641	
March	4,032	
April	4,032	
May	4,032	
June	4,032	

QUALITY

	Quantity	Base Number	Contract	AT	Region	England
% of FP17s for the same patient ID Re-attending within 3 months - Children	19	406	4.7%	10.5%	11.5%	11.6%
% of FP17s for the same patient ID Re-attending within 3 months - Adults	27	259	10.4%	15.7%	16.5%	15.5%
% of FP17s for the same patient ID Re-attending between 3 & 9 months - Children	232	406	57.1%	44.8%	48.5%	58.8%
% of FP17s for the same patient ID Re-attending between 3 & 9 months - Adults	102	259	39.4%	37.0%	39.1%	51.1%
% of FP17s for Band 1 Urgent Courses	9	665	1.4%	10.9%	10.6%	9.0%
% of FP17s Relating to Free Repair or Replacements	0	665	0.0%	0.5%	0.5%	0.8%
% of FP17s Relating to Continuations	9	665	1.4%	0.7%	0.7%	0.9%
% of Patients satisfied with the dentistry they have received	0	0	N/A	90.7%	90.5%	93.3%
% of Patients satisfied with the time they had to wait for an appointment	0	0	N/A	82.5%	85.1%	88.9%

* This is based on patients treated on this contract for their most recent course of treatment. Figures in italics indicate the base number of FP17s or Patient Questionnaire responses are less than 100. N/A is shown where the base number of responses is less than 10 during the period. % is calculated as Quantity/Base number*100

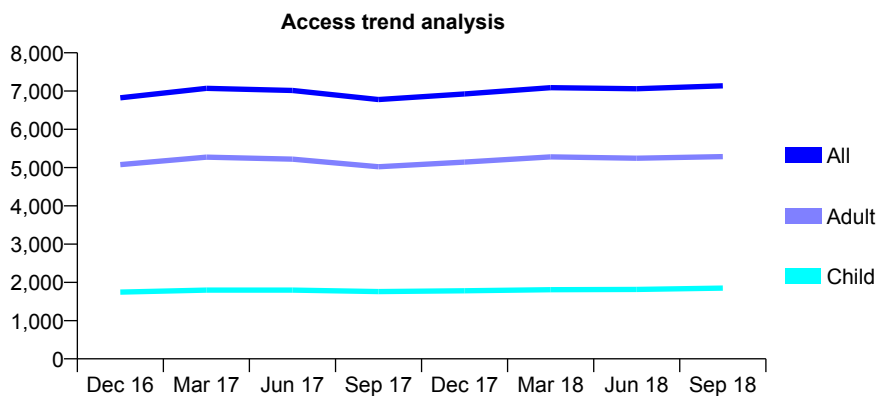
Q61 - Vital Signs At a Glance Contract Report for 277371/0001 - September 2018

Name or company name	MRS K SIVAGURUNATHAN
Contract type name	GDS Contract
Purpose of contract	General
Contract start date	01/04/2006
Contract end date	

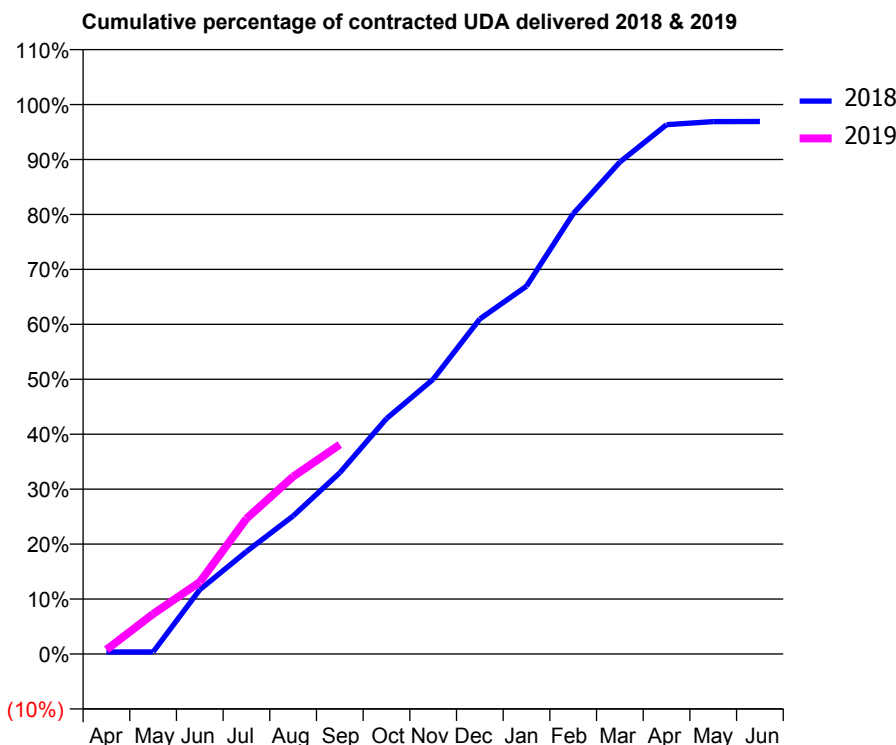
18/19 Contracted general activity (UDA)	20,252
Carry forward general activity (UDA)	627
18/19 Contracted orthodontic activity (UOA)	0
Carry forward orthodontic activity (UOA)	0
Baseline contract value	£526,108.82

ACCESS*

Patients seen in 24 months	Total	Change since previous quarter
Quarter ending September 2017	6,779	
Quarter ending December 2017	6,923	↑
Quarter ending March 2018	7,087	↑
Quarter ending June 2018	7,059	→
Quarter ending September 2018	7,136	→
Variance since September 2017	5.3%	↑



ACTIVITY



Month	Adjusted Scheduled Activity (UDA)	
	2018	2019
April	76	158
May	76	1,478
June	2,369	2,650
July	3,778	4,990
August	5,089	6,540
September	6,680	7,718
October	8,675	
November	10,125	
December	12,348	
January	13,555	
February	16,225	
March	18,130	
April	19,510	
May	19,621	
June	19,625	

QUALITY

	Quantity	Base Number	Contract	AT	Region	England
% of FP17s for the same patient ID Re-attending within 3 months - Children	56	914	6.1%	10.5%	11.5%	11.6%
% of FP17s for the same patient ID Re-attending within 3 months - Adults	330	2,519	13.1%	15.7%	16.5%	15.5%
% of FP17s for the same patient ID Re-attending between 3 & 9 months - Children	341	914	37.3%	44.8%	48.5%	58.8%
% of FP17s for the same patient ID Re-attending between 3 & 9 months - Adults	932	2,519	37.0%	37.0%	39.1%	51.1%
% of FP17s for Band 1 Urgent Courses	251	2,965	8.5%	10.9%	10.6%	9.0%
% of FP17s Relating to Free Repair or Replacements	7	2,965	0.2%	0.5%	0.5%	0.8%
% of FP17s Relating to Continuations	32	2,965	1.1%	0.7%	0.7%	0.9%
% of Patients satisfied with the dentistry they have received	1	1	N/A	90.7%	90.5%	93.3%
% of Patients satisfied with the time they had to wait for an appointment	0	1	N/A	82.5%	85.1%	88.9%

* This is based on patients treated on this contract for their most recent course of treatment. Figures in italics indicate the base number of FP17s or Patient Questionnaire responses are less than 100. N/A is shown where the base number of responses is less than 10 during the period. % is calculated as Quantity/Base number*100

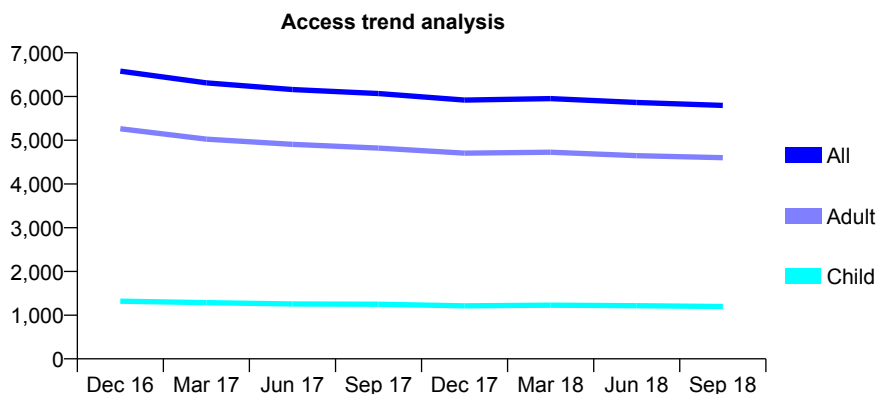
Q61 - Vital Signs At a Glance Contract Report for 277371/0002 - September 2018

Name or company name	MRS K SIVAGURUNATHAN
Contract type name	GDS Contract
Purpose of contract	General
Contract start date	01/11/2007
Contract end date	

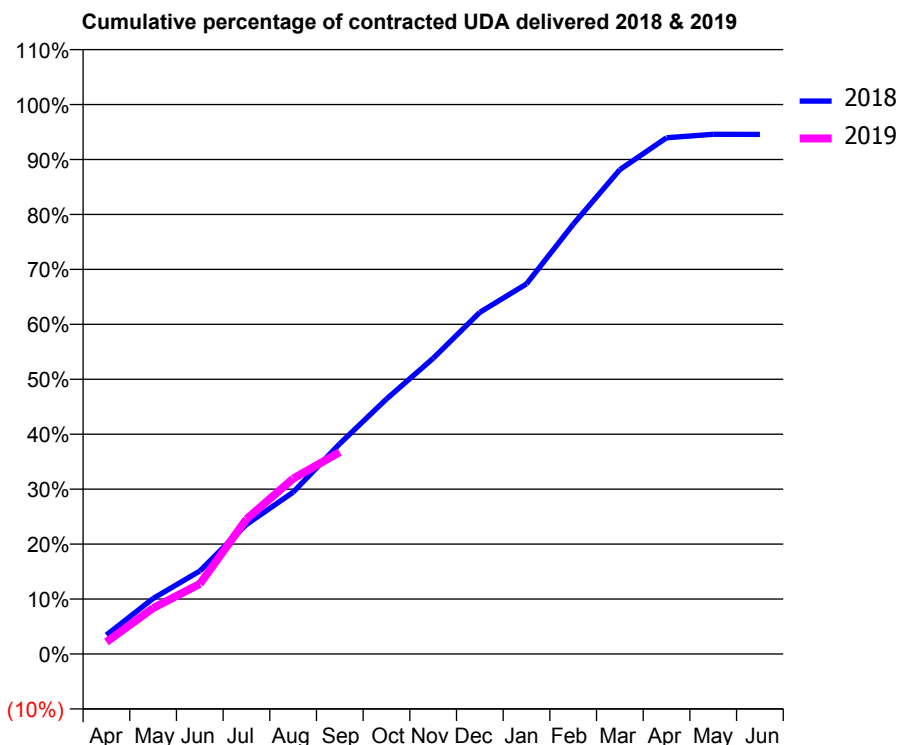
18/19 Contracted general activity (UDA)	19,281
Carry forward general activity (UDA)	0
18/19 Contracted orthodontic activity (UOA)	0
Carry forward orthodontic activity (UOA)	0
Baseline contract value	£550,616.06

ACCESS*

Patients seen in 24 months	Total	Change since previous quarter
Quarter ending September 2017	6,069	
Quarter ending December 2017	5,918	↓
Quarter ending March 2018	5,953	→
Quarter ending June 2018	5,863	↓
Quarter ending September 2018	5,797	↓
Variance since September 2017	(4.5%)	↓



ACTIVITY



Adjusted Scheduled Activity (UDA)		
Month	2018	2019
April	668	424
May	1,948	1,613
June	2,912	2,457
July	4,545	4,733
August	5,679	6,153
September	7,379	7,085
October	8,947	
November	10,377	
December	11,988	
January	12,986	
February	15,078	
March	16,994	
April	18,116	
May	18,234	
June	18,233	

QUALITY

	Quantity	Base Number	Contract	AT	Region	England
% of FP17s for the same patient ID Re-attending within 3 months - Children	41	617	6.6%	10.5%	11.5%	11.6%
% of FP17s for the same patient ID Re-attending within 3 months - Adults	201	2,136	9.4%	15.7%	16.5%	15.5%
% of FP17s for the same patient ID Re-attending between 3 & 9 months - Children	251	617	40.7%	44.8%	48.5%	58.8%
% of FP17s for the same patient ID Re-attending between 3 & 9 months - Adults	790	2,136	37.0%	37.0%	39.1%	51.1%
% of FP17s for Band 1 Urgent Courses	83	2,435	3.4%	10.9%	10.6%	9.0%
% of FP17s Relating to Free Repair or Replacements	12	2,435	0.5%	0.5%	0.5%	0.8%
% of FP17s Relating to Continuations	7	2,435	0.3%	0.7%	0.7%	0.9%
% of Patients satisfied with the dentistry they have received	2	2	N/A	90.7%	90.5%	93.3%
% of Patients satisfied with the time they had to wait for an appointment	2	2	N/A	82.5%	85.1%	88.9%

* This is based on patients treated on this contract for their most recent course of treatment. Figures in italics indicate the base number of FP17s or Patient Questionnaire responses are less than 100. N/A is shown where the base number of responses is less than 10 during the period. % is calculated as Quantity/Base number*100

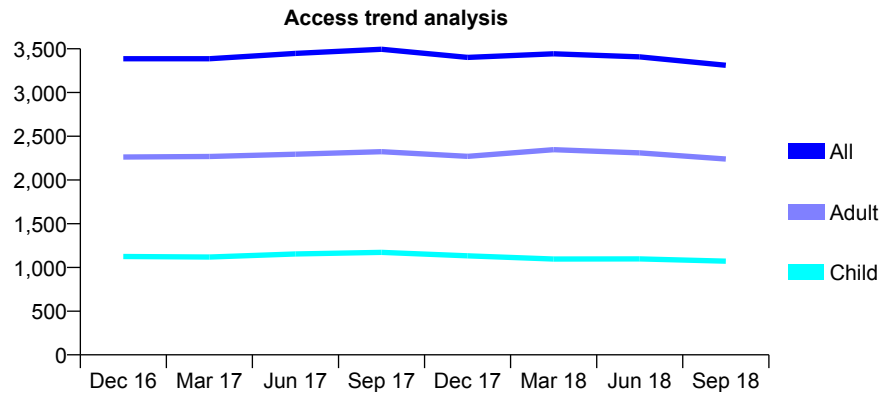
Q61 - Vital Signs At a Glance Contract Report for 277495/0001 - September 2018

Name or company name	DR A ALSAM
Contract type name	GDS Contract
Purpose of contract	General
Contract start date	01/04/2006
Contract end date	

18/19 Contracted general activity (UDA)	7,861
Carry forward general activity (UDA)	248
18/19 Contracted orthodontic activity (UOA)	0
Carry forward orthodontic activity (UOA)	0
Baseline contract value	£222,644.54

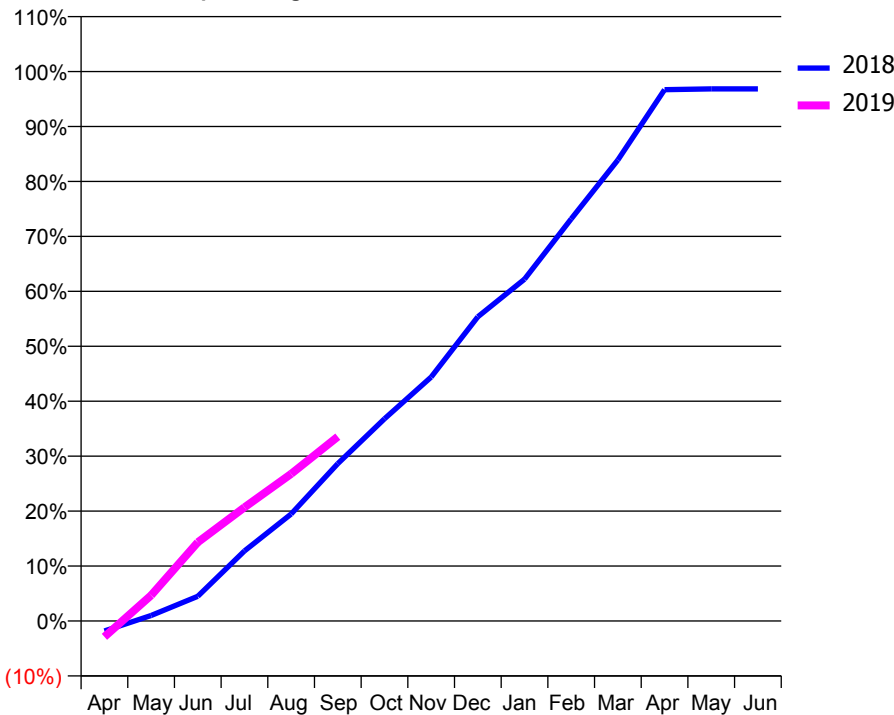
ACCESS*

Patients seen in 24 months	Total	Change since previous quarter
Quarter ending September 2017	3,495	
Quarter ending December 2017	3,402	↓
Quarter ending March 2018	3,443	→
Quarter ending June 2018	3,408	↓
Quarter ending September 2018	3,312	↓
Variance since September 2017	(5.2%)	↓



ACTIVITY

Cumulative percentage of contracted UDA delivered 2018 & 2019



Month	Adjusted Scheduled Activity (UDA)	
	2018	2019
April	-144	-229
May	79	367
June	355	1,127
July	1,003	1,627
August	1,531	2,104
September	2,253	2,638
October	2,893	
November	3,490	
December	4,353	
January	4,890	
February	5,752	
March	6,596	
April	7,602	
May	7,612	
June	7,613	

QUALITY

	Quantity	Base Number	Contract	AT	Region	England
% of FP17s for the same patient ID Re-attending within 3 months - Children	44	554	7.9%	10.5%	11.5%	11.6%
% of FP17s for the same patient ID Re-attending within 3 months - Adults	131	1,049	12.5%	15.7%	16.5%	15.5%
% of FP17s for the same patient ID Re-attending between 3 & 9 months - Children	202	554	36.5%	44.8%	48.5%	58.8%
% of FP17s for the same patient ID Re-attending between 3 & 9 months - Adults	295	1,049	28.1%	37.0%	39.1%	51.1%
% of FP17s for Band 1 Urgent Courses	131	1,212	10.8%	10.9%	10.6%	9.0%
% of FP17s Relating to Free Repair or Replacements	0	1,212	0.0%	0.5%	0.5%	0.8%
% of FP17s Relating to Continuations	0	1,212	0.0%	0.7%	0.7%	0.9%
% of Patients satisfied with the dentistry they have received	0	0	N/A	90.7%	90.5%	93.3%
% of Patients satisfied with the time they had to wait for an appointment	0	0	N/A	82.5%	85.1%	88.9%

* This is based on patients treated on this contract for their most recent course of treatment. Figures in italics indicate the base number of FP17s or Patient Questionnaire responses are less than 100. N/A is shown where the base number of responses is less than 10 during the period. % is calculated as Quantity/Base number*100

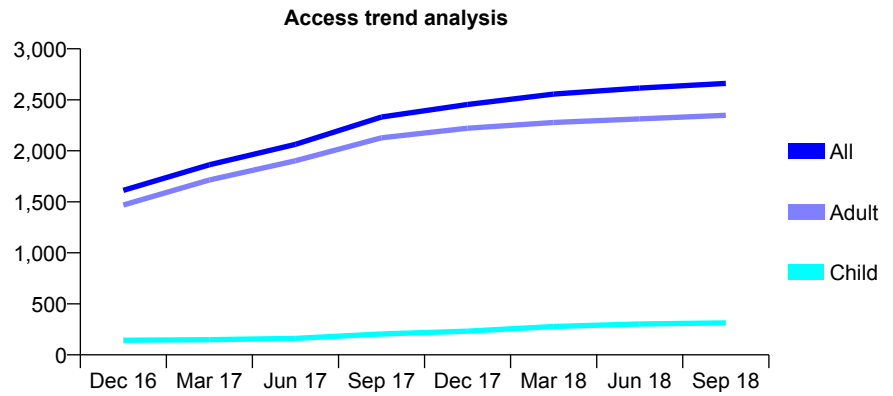
Q61 - Vital Signs At a Glance Contract Report for 285978/0002 - September 2018

Name or company name	MR A DEMETRIOU
Contract type name	GDS Contract
Purpose of contract	General
Contract start date	01/09/2015
Contract end date	

18/19 Contracted general activity (UDA)	6,809
Carry forward general activity (UDA)	-136
18/19 Contracted orthodontic activity (UOA)	0
Carry forward orthodontic activity (UOA)	0
Baseline contract value	£150,912.10

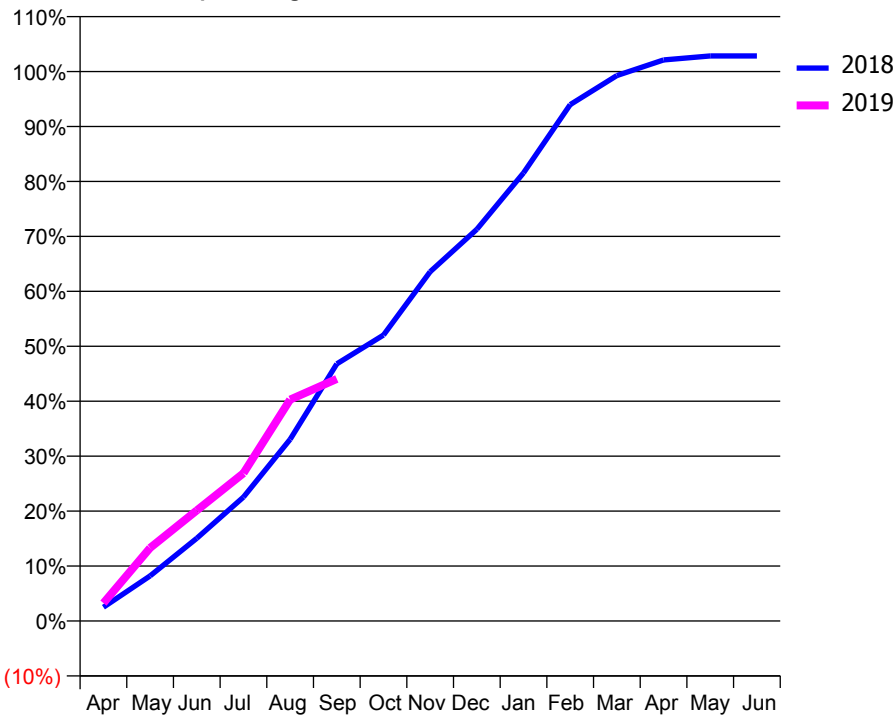
ACCESS*

Patients seen in 24 months	Total	Change since previous quarter
Quarter ending September 2017	2,332	
Quarter ending December 2017	2,454	↑
Quarter ending March 2018	2,556	↑
Quarter ending June 2018	2,615	↑
Quarter ending September 2018	2,661	→
Variance since September 2017	14.1%	↑



ACTIVITY

Cumulative percentage of contracted UDA delivered 2018 & 2019



Month	Adjusted Scheduled Activity (UDA)	
	2018	2019
April	171	222
May	559	907
June	1,025	1,371
July	1,536	1,832
August	2,252	2,743
September	3,186	3,000
October	3,544	
November	4,328	
December	4,853	
January	5,552	
February	6,398	
March	6,759	
April	6,952	
May	7,002	
June	7,002	

QUALITY

	Quantity	Base Number	Contract	AT	Region	England
% of FP17s for the same patient ID Re-attending within 3 months - Children	22	171	12.9%	10.5%	11.5%	11.6%
% of FP17s for the same patient ID Re-attending within 3 months - Adults	97	894	10.9%	15.7%	16.5%	15.5%
% of FP17s for the same patient ID Re-attending between 3 & 9 months - Children	55	171	32.2%	44.8%	48.5%	58.8%
% of FP17s for the same patient ID Re-attending between 3 & 9 months - Adults	214	894	23.9%	37.0%	39.1%	51.1%
% of FP17s for Band 1 Urgent Courses	89	974	9.1%	10.9%	10.6%	9.0%
% of FP17s Relating to Free Repair or Replacements	25	974	2.6%	0.5%	0.5%	0.8%
% of FP17s Relating to Continuations	0	974	0.0%	0.7%	0.7%	0.9%
% of Patients satisfied with the dentistry they have received	4	4	N/A	90.7%	90.5%	93.3%
% of Patients satisfied with the time they had to wait for an appointment	4	4	N/A	82.5%	85.1%	88.9%

* This is based on patients treated on this contract for their most recent course of treatment. Figures in italics indicate the base number of FP17s or Patient Questionnaire responses are less than 100. N/A is shown where the base number of responses is less than 10 during the period. % is calculated as Quantity/Base number*100

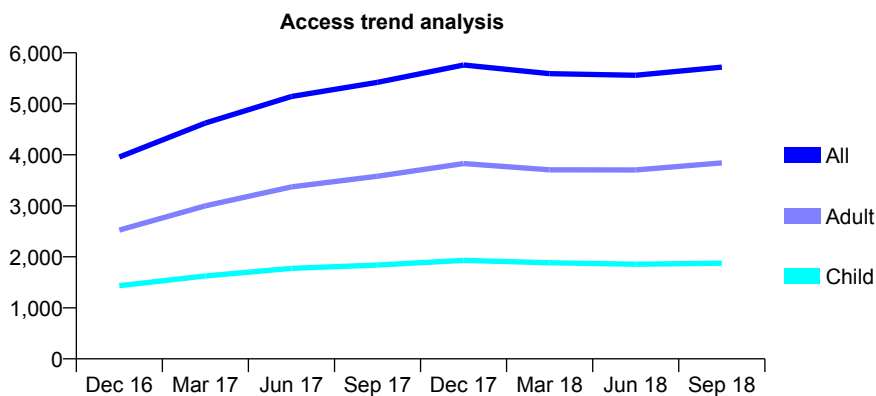
Q61 - Vital Signs At a Glance Contract Report for 299049/0001 - September 2018

Name or company name	MISS R SHAH
Contract type name	GDS Contract
Purpose of contract	General
Contract start date	01/01/2016
Contract end date	

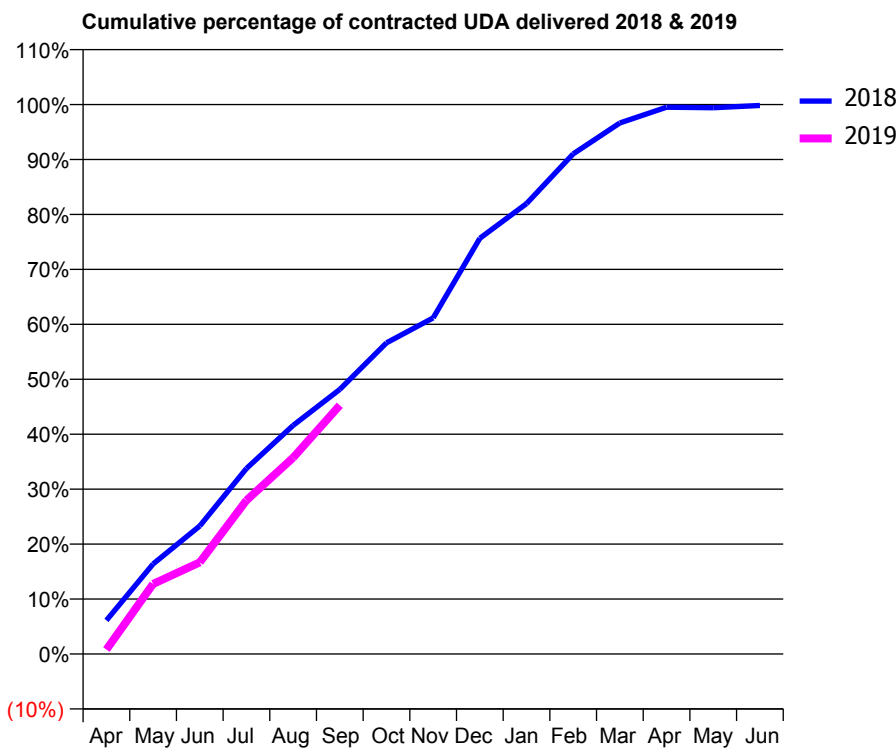
18/19 Contracted general activity (UDA)	14,112
Carry forward general activity (UDA)	26
18/19 Contracted orthodontic activity (UOA)	0
Carry forward orthodontic activity (UOA)	0
Baseline contract value	£353,680.02

ACCESS*

Patients seen in 24 months	Total	Change since previous quarter
Quarter ending September 2017	5,421	
Quarter ending December 2017	5,760	↑
Quarter ending March 2018	5,591	↓
Quarter ending June 2018	5,559	→
Quarter ending September 2018	5,719	↑
Variance since September 2017	5.5%	↑



ACTIVITY



Month	Adjusted Scheduled Activity (UDA)	
	2018	2019
April	866	113
May	2,314	1,798
June	3,291	2,355
July	4,765	3,946
August	5,871	5,043
September	6,795	6,388
October	7,993	
November	8,631	
December	10,677	
January	11,565	
February	12,845	
March	13,639	
April	14,043	
May	14,028	
June	14,086	

QUALITY

	Quantity	Base Number	Contract	AT	Region	England
% of FP17s for the same patient ID Re-attending within 3 months - Children	76	1,183	6.4%	10.5%	11.5%	11.6%
% of FP17s for the same patient ID Re-attending within 3 months - Adults	163	2,047	8.0%	15.7%	16.5%	15.5%
% of FP17s for the same patient ID Re-attending between 3 & 9 months - Children	600	1,183	50.7%	44.8%	48.5%	58.8%
% of FP17s for the same patient ID Re-attending between 3 & 9 months - Adults	909	2,047	44.4%	37.0%	39.1%	51.1%
% of FP17s for Band 1 Urgent Courses	155	3,026	5.1%	10.9%	10.6%	9.0%
% of FP17s Relating to Free Repair or Replacements	25	3,026	0.8%	0.5%	0.5%	0.8%
% of FP17s Relating to Continuations	1	3,026	0.0%	0.7%	0.7%	0.9%
% of Patients satisfied with the dentistry they have received	2	2	N/A	90.7%	90.5%	93.3%
% of Patients satisfied with the time they had to wait for an appointment	2	2	N/A	82.5%	85.1%	88.9%

* This is based on patients treated on this contract for their most recent course of treatment. Figures in italics indicate the base number of FP17s or Patient Questionnaire responses are less than 100. N/A is shown where the base number of responses is less than 10 during the period. % is calculated as Quantity/Base number*100

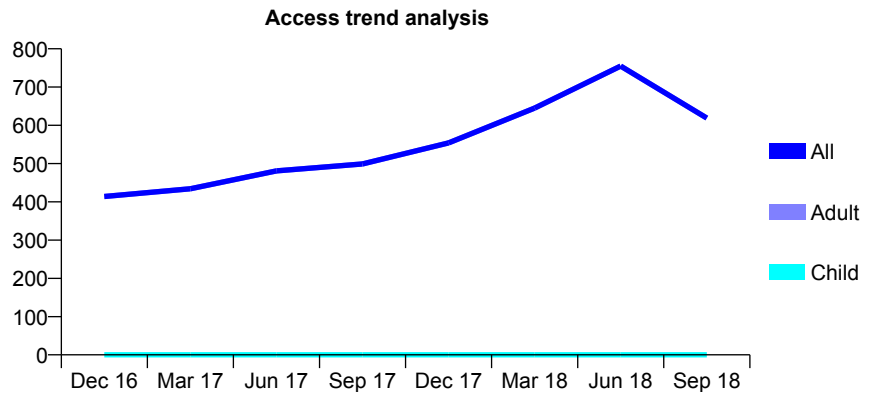
Q61 - Vital Signs At a Glance Contract Report for 302139/0003 - September 2018

Name or company name	MR VA PATEL
Contract type name	PDS Contract
Purpose of contract	General
Contract start date	01/04/2014
Contract end date	30/06/2018

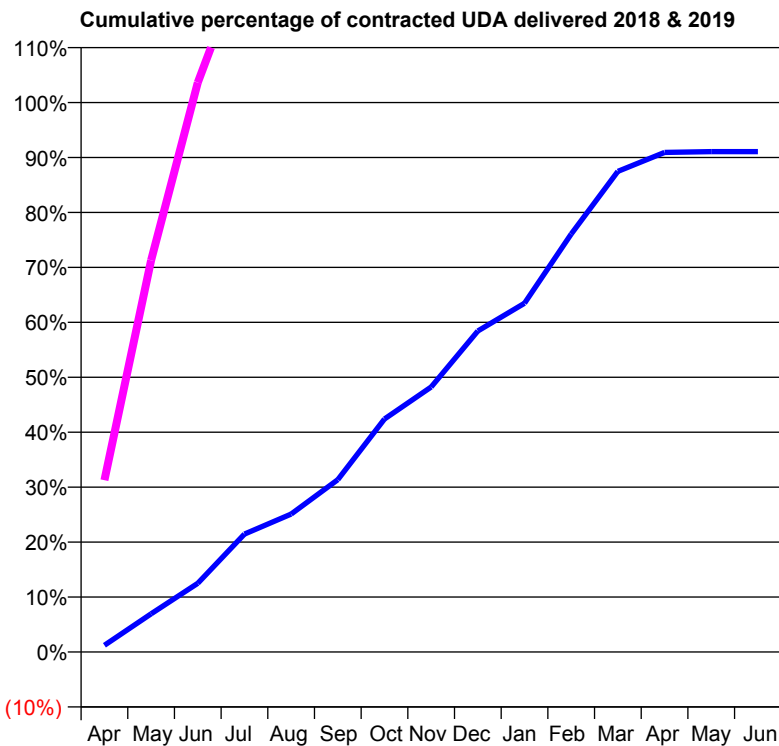
18/19 Contracted general activity (UDA)	550
Carry forward general activity (UDA)	0
18/19 Contracted orthodontic activity (UOA)	0
Carry forward orthodontic activity (UOA)	0
Baseline contract value	£28,837.64

ACCESS*

Patients seen in 24 months	Total	Change since previous quarter
Quarter ending September 2017	499	
Quarter ending December 2017	554	↑
Quarter ending March 2018	645	↑
Quarter ending June 2018	755	↑
Quarter ending September 2018	619	↓
Variance since September 2017	24.0%	↑



ACTIVITY



Month	Adjusted Scheduled Activity (UDA)	
	2018	2019
April	27	172
May	153	392
June	275	570
July	472	693
August	552	693
September	690	693
October	933	
November	1,061	
December	1,285	
January	1,396	
February	1,673	
March	1,924	
April	2,000	
May	2,003	
June	2,003	

QUALITY

	Quantity	Base Number	Contract	AT	Region	England
% of FP17s for the same patient ID Re-attending within 3 months - Children	0	0	N/A	10.5%	11.5%	11.6%
% of FP17s for the same patient ID Re-attending within 3 months - Adults	14	279	5.0%	15.7%	16.5%	15.5%
% of FP17s for the same patient ID Re-attending between 3 & 9 months - Children	0	0	N/A	44.8%	48.5%	58.8%
% of FP17s for the same patient ID Re-attending between 3 & 9 months - Adults	1	279	0.4%	37.0%	39.1%	51.1%
% of FP17s for Band 1 Urgent Courses	0	249	0.0%	10.9%	10.6%	9.0%
% of FP17s Relating to Free Repair or Replacements	0	249	0.0%	0.5%	0.5%	0.8%
% of FP17s Relating to Continuations	0	249	0.0%	0.7%	0.7%	0.9%
% of Patients satisfied with the dentistry they have received	0	0	N/A	90.7%	90.5%	93.3%
% of Patients satisfied with the time they had to wait for an appointment	0	0	N/A	82.5%	85.1%	88.9%

* This is based on patients treated on this contract for their most recent course of treatment. Figures in italics indicate the base number of FP17s or Patient Questionnaire responses are less than 100. N/A is shown where the base number of responses is less than 10 during the period. % is calculated as Quantity/Base number*100

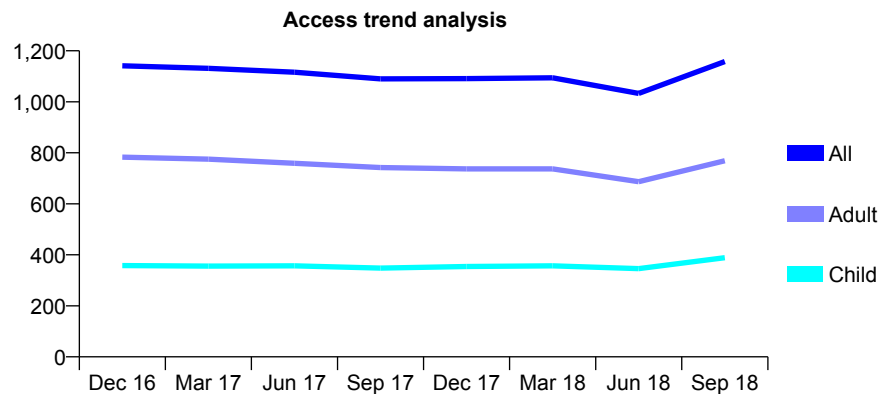
Q61 - Vital Signs At a Glance Contract Report for 305286/0001 - September 2018

Name or company name	MR S LEIGH
Contract type name	GDS Contract
Purpose of contract	General
Contract start date	01/04/2006
Contract end date	

18/19 Contracted general activity (UDA)	3,000
Carry forward general activity (UDA)	-60
18/19 Contracted orthodontic activity (UOA)	0
Carry forward orthodontic activity (UOA)	0
Baseline contract value	£85,573.86

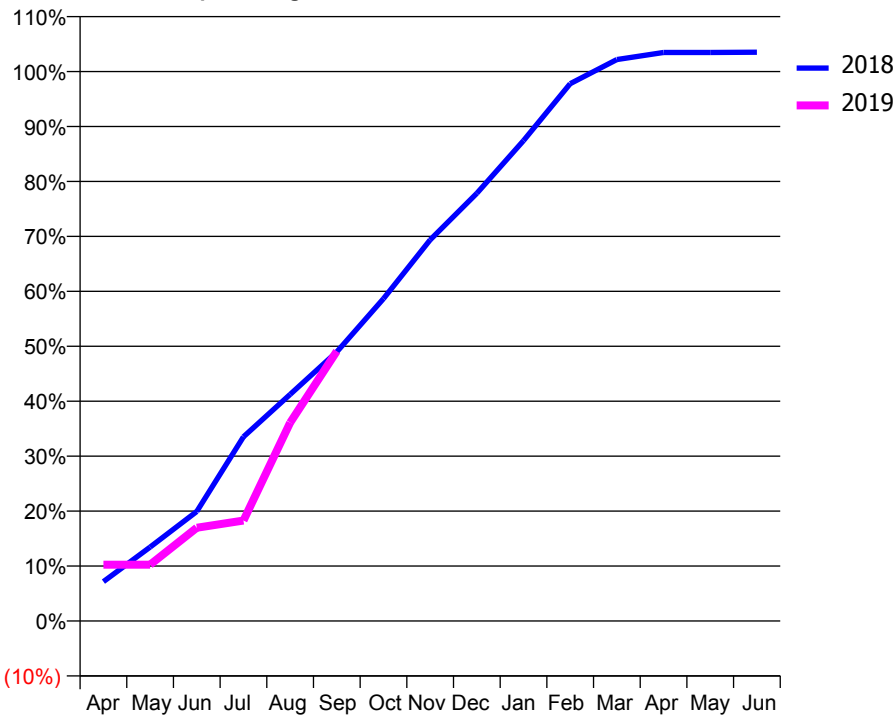
ACCESS*

Patients seen in 24 months	Total	Change since previous quarter
Quarter ending September 2017	1,090	
Quarter ending December 2017	1,091	→
Quarter ending March 2018	1,094	→
Quarter ending June 2018	1,033	↓
Quarter ending September 2018	1,158	↑
Variance since September 2017	6.2%	↑



ACTIVITY

Cumulative percentage of contracted UDA delivered 2018 & 2019



Adjusted Scheduled Activity (UDA)		
Month	2018	2019
April	215	307
May	404	307
June	598	509
July	1,006	549
August	1,237	1,083
September	1,469	1,473
October	1,760	
November	2,081	
December	2,335	
January	2,623	
February	2,934	
March	3,065	
April	3,104	
May	3,104	
June	3,105	

QUALITY

	Quantity	Base Number	Contract	AT	Region	England
% of FP17s for the same patient ID Re-attending within 3 months - Children	3	237	1.3%	10.5%	11.5%	11.6%
% of FP17s for the same patient ID Re-attending within 3 months - Adults	25	356	7.0%	15.7%	16.5%	15.5%
% of FP17s for the same patient ID Re-attending between 3 & 9 months - Children	98	237	41.4%	44.8%	48.5%	58.8%
% of FP17s for the same patient ID Re-attending between 3 & 9 months - Adults	124	356	34.8%	37.0%	39.1%	51.1%
% of FP17s for Band 1 Urgent Courses	47	571	8.2%	10.9%	10.6%	9.0%
% of FP17s Relating to Free Repair or Replacements	0	571	0.0%	0.5%	0.5%	0.8%
% of FP17s Relating to Continuations	0	571	0.0%	0.7%	0.7%	0.9%
% of Patients satisfied with the dentistry they have received	0	0	N/A	90.7%	90.5%	93.3%
% of Patients satisfied with the time they had to wait for an appointment	0	0	N/A	82.5%	85.1%	88.9%

* This is based on patients treated on this contract for their most recent course of treatment. Figures in italics indicate the base number of FP17s or Patient Questionnaire responses are less than 100. N/A is shown where the base number of responses is less than 10 during the period. % is calculated as Quantity/Base number*100

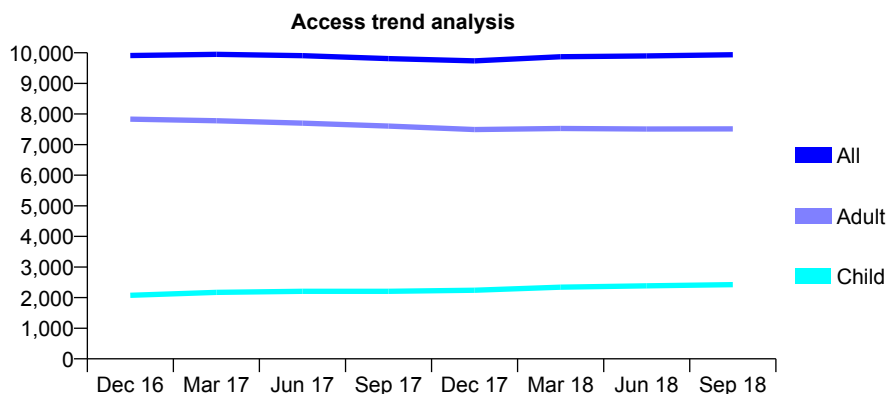
Q61 - Vital Signs At a Glance Contract Report for 306711/0001 - September 2018

Name or company name	Raydens Dental Surgery
Contract type name	GDS Contract
Purpose of contract	General
Contract start date	01/04/2006
Contract end date	

18/19 Contracted general activity (UDA)	25,759
Carry forward general activity (UDA)	834
18/19 Contracted orthodontic activity (UOA)	0
Carry forward orthodontic activity (UOA)	0
Baseline contract value	£592,802.85

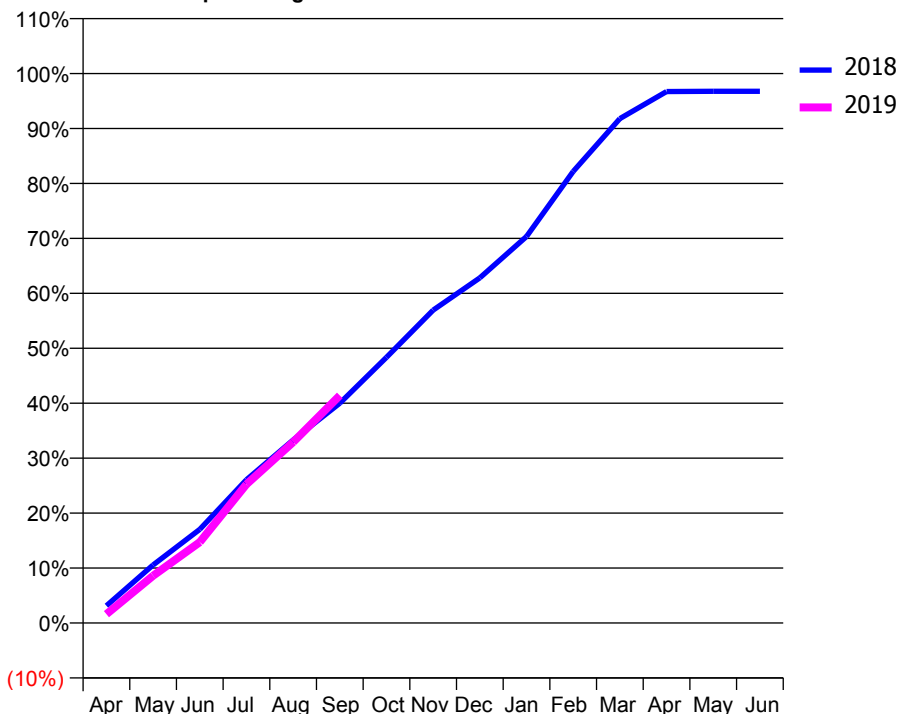
ACCESS*

Patients seen in 24 months	Total	Change since previous quarter
Quarter ending September 2017	9,810	
Quarter ending December 2017	9,736	→
Quarter ending March 2018	9,872	→
Quarter ending June 2018	9,898	→
Quarter ending September 2018	9,937	→
Variance since September 2017	1.3%	→



ACTIVITY

Cumulative percentage of contracted UDA delivered 2018 & 2019



Month	Adjusted Scheduled Activity (UDA)	
	2018	2019
April	809	414
May	2,723	2,215
June	4,390	3,788
July	6,720	6,502
August	8,580	8,478
September	10,302	10,669
October	12,454	
November	14,669	
December	16,182	
January	18,117	
February	21,170	
March	23,644	
April	24,912	
May	24,925	
June	24,925	

QUALITY

	Quantity	Base Number	Contract	AT	Region	England
% of FP17s for the same patient ID Re-attending within 3 months - Children	115	1,596	7.2%	10.5%	11.5%	11.6%
% of FP17s for the same patient ID Re-attending within 3 months - Adults	712	4,770	14.9%	15.7%	16.5%	15.5%
% of FP17s for the same patient ID Re-attending between 3 & 9 months - Children	742	1,596	46.5%	44.8%	48.5%	58.8%
% of FP17s for the same patient ID Re-attending between 3 & 9 months - Adults	1,807	4,770	37.9%	37.0%	39.1%	51.1%
% of FP17s for Band 1 Urgent Courses	691	5,860	11.8%	10.9%	10.6%	9.0%
% of FP17s Relating to Free Repair or Replacements	49	5,860	0.8%	0.5%	0.5%	0.8%
% of FP17s Relating to Continuations	35	5,860	0.6%	0.7%	0.7%	0.9%
% of Patients satisfied with the dentistry they have received	6	7	N/A	90.7%	90.5%	93.3%
% of Patients satisfied with the time they had to wait for an appointment	7	7	N/A	82.5%	85.1%	88.9%

* This is based on patients treated on this contract for their most recent course of treatment. Figures in italics indicate the base number of FP17s or Patient Questionnaire responses are less than 100. N/A is shown where the base number of responses is less than 10 during the period. % is calculated as Quantity/Base number*100

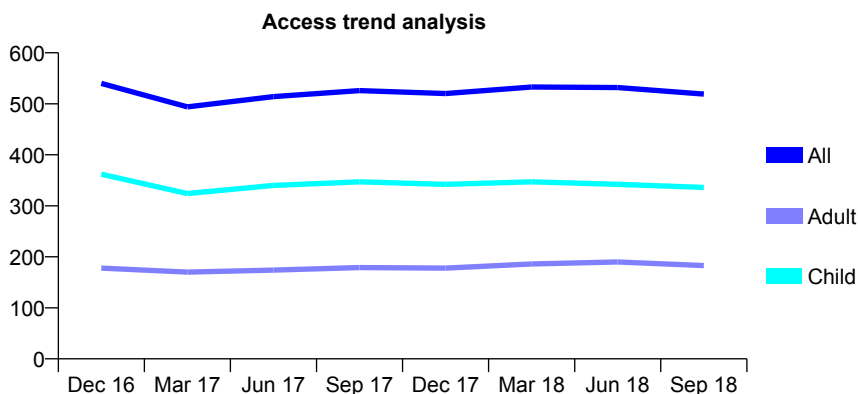
Q61 - Vital Signs At a Glance Contract Report for 307386/0001 - September 2018

Name or company name	Meeson Family Dental Practice
Contract type name	GDS Contract
Purpose of contract	General
Contract start date	01/04/2006
Contract end date	

18/19 Contracted general activity (UDA)	1,900
Carry forward general activity (UDA)	1,065
18/19 Contracted orthodontic activity (UOA)	0
Carry forward orthodontic activity (UOA)	0
Baseline contract value	£39,829.84

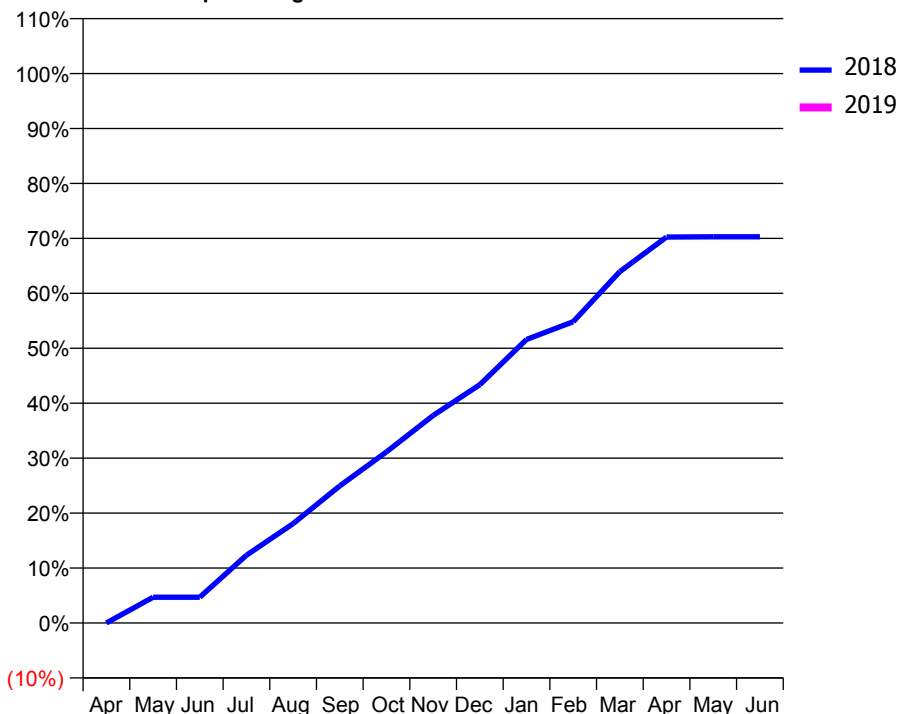
ACCESS*

Patients seen in 24 months	Total	Change since previous quarter
Quarter ending September 2017	526	
Quarter ending December 2017	520	↓
Quarter ending March 2018	533	↑
Quarter ending June 2018	532	→
Quarter ending September 2018	519	↓
Variance since September 2017	(1.3%)	↓



ACTIVITY

Cumulative percentage of contracted UDA delivered 2018 & 2019



Month	Adjusted Scheduled Activity (UDA)	
	2018	2019
April	0	-957
May	89	-858
June	89	-814
July	235	-692
August	344	-517
September	474	-417
October	592	
November	718	
December	824	
January	980	
February	1,042	
March	1,215	
April	1,334	
May	1,335	
June	1,335	

QUALITY

	Quantity	Base Number	Contract	AT	Region	England
% of FP17s for the same patient ID Re-attending within 3 months - Children	18	242	7.4%	10.5%	11.5%	11.6%
% of FP17s for the same patient ID Re-attending within 3 months - Adults	16	112	14.3%	15.7%	16.5%	15.5%
% of FP17s for the same patient ID Re-attending between 3 & 9 months - Children	117	242	48.3%	44.8%	48.5%	58.8%
% of FP17s for the same patient ID Re-attending between 3 & 9 months - Adults	26	112	23.2%	37.0%	39.1%	51.1%
% of FP17s for Band 1 Urgent Courses	24	304	7.9%	10.9%	10.6%	9.0%
% of FP17s Relating to Free Repair or Replacements	0	304	0.0%	0.5%	0.5%	0.8%
% of FP17s Relating to Continuations	0	304	0.0%	0.7%	0.7%	0.9%
% of Patients satisfied with the dentistry they have received	0	0	N/A	90.7%	90.5%	93.3%
% of Patients satisfied with the time they had to wait for an appointment	0	0	N/A	82.5%	85.1%	88.9%

* This is based on patients treated on this contract for their most recent course of treatment. Figures in italics indicate the base number of FP17s or Patient Questionnaire responses are less than 100. N/A is shown where the base number of responses is less than 10 during the period. % is calculated as Quantity/Base number*100

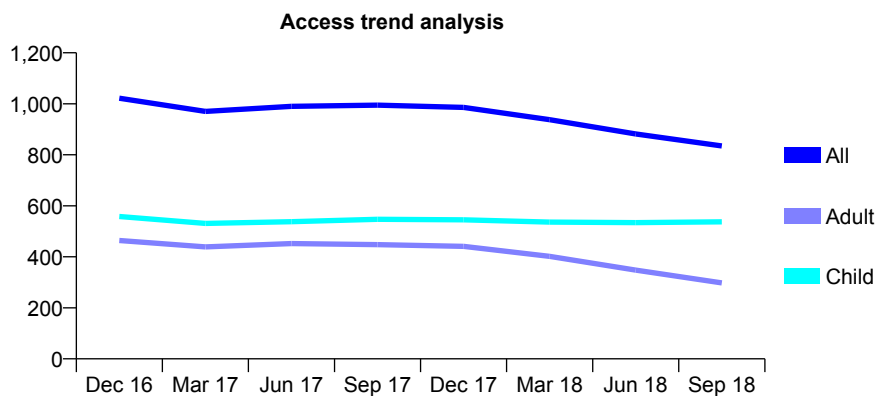
Q61 - Vital Signs At a Glance Contract Report for 308536/0001 - September 2018

Name or company name	MR AR ROSS
Contract type name	GDS Contract
Purpose of contract	General
Contract start date	01/04/2006
Contract end date	

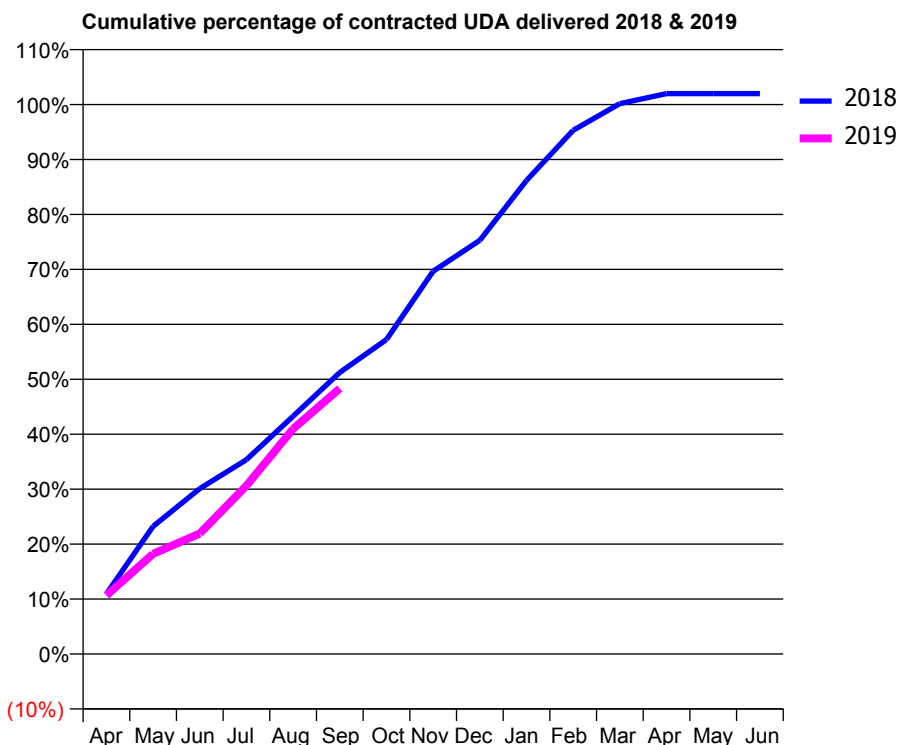
18/19 Contracted general activity (UDA)	1,393
Carry forward general activity (UDA)	-28
18/19 Contracted orthodontic activity (UOA)	0
Carry forward orthodontic activity (UOA)	0
Baseline contract value	£29,268.23

ACCESS*

Patients seen in 24 months	Total	Change since previous quarter
Quarter ending September 2017	995	
Quarter ending December 2017	986	→
Quarter ending March 2018	938	↓
Quarter ending June 2018	882	↓
Quarter ending September 2018	835	↓
Variance since September 2017	(16.1%)	↓



ACTIVITY



Month	Adjusted Scheduled Activity (UDA)	
	2018	2019
April	153	149
May	324	254
June	419	305
July	493	427
August	603	571
September	714	673
October	797	
November	970	
December	1,049	
January	1,200	
February	1,328	
March	1,395	
April	1,421	
May	1,421	
June	1,421	

QUALITY

	Quantity	Base Number	Contract	AT	Region	England
% of FP17s for the same patient ID Re-attending within 3 months - Children	24	413	5.8%	10.5%	11.5%	11.6%
% of FP17s for the same patient ID Re-attending within 3 months - Adults	10	137	7.3%	15.7%	16.5%	15.5%
% of FP17s for the same patient ID Re-attending between 3 & 9 months - Children	256	413	62.0%	44.8%	48.5%	58.8%
% of FP17s for the same patient ID Re-attending between 3 & 9 months - Adults	74	137	54.0%	37.0%	39.1%	51.1%
% of FP17s for Band 1 Urgent Courses	11	531	2.1%	10.9%	10.6%	9.0%
% of FP17s Relating to Free Repair or Replacements	0	531	0.0%	0.5%	0.5%	0.8%
% of FP17s Relating to Continuations	0	531	0.0%	0.7%	0.7%	0.9%
% of Patients satisfied with the dentistry they have received	0	0	N/A	90.7%	90.5%	93.3%
% of Patients satisfied with the time they had to wait for an appointment	0	0	N/A	82.5%	85.1%	88.9%

* This is based on patients treated on this contract for their most recent course of treatment. Figures in italics indicate the base number of FP17s or Patient Questionnaire responses are less than 100. N/A is shown where the base number of responses is less than 10 during the period. % is calculated as Quantity/Base number*100

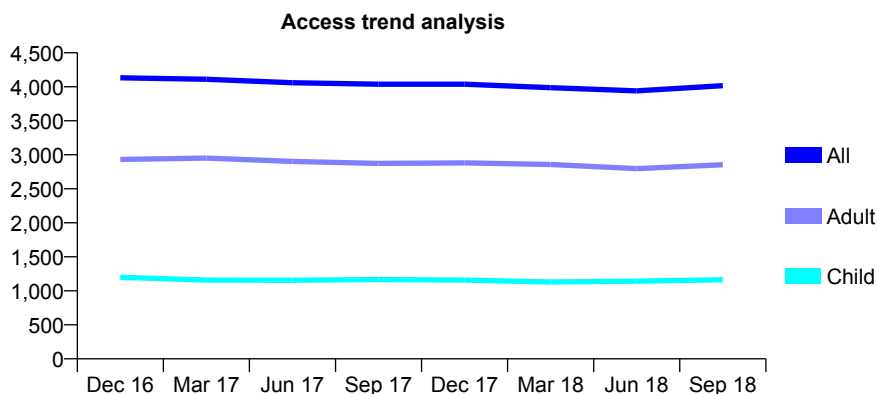
Q61 - Vital Signs At a Glance Contract Report for 310093/0001 - September 2018

Name or company name	MR DG BORODA
Contract type name	GDS Contract
Purpose of contract	General
Contract start date	01/04/2006
Contract end date	

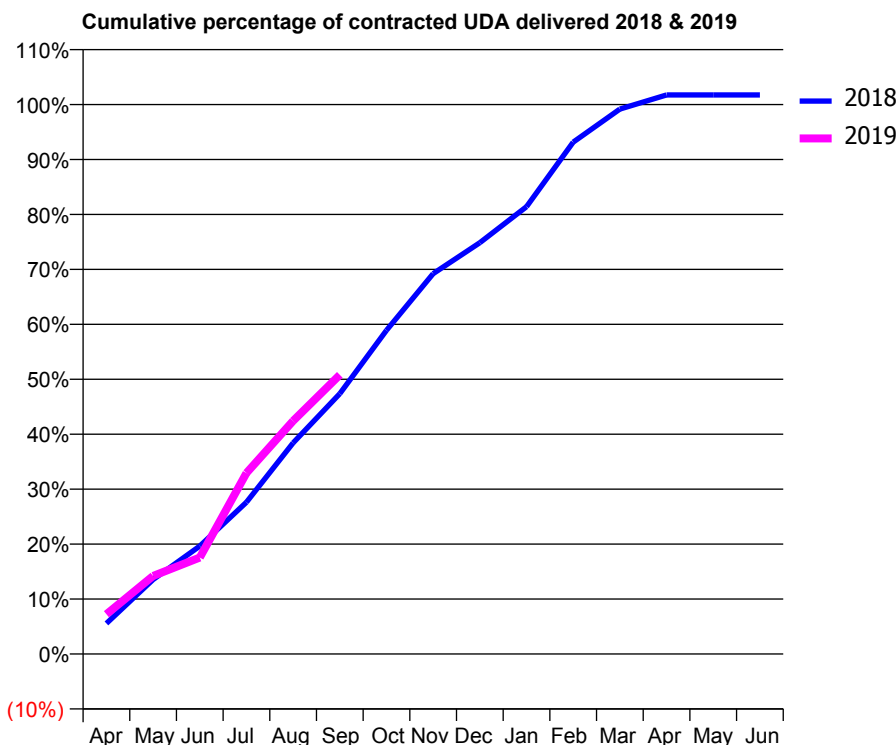
18/19 Contracted general activity (UDA)	10,534
Carry forward general activity (UDA)	-184
18/19 Contracted orthodontic activity (UOA)	0
Carry forward orthodontic activity (UOA)	0
Baseline contract value	£287,567.09

ACCESS*

Patients seen in 24 months	Total	Change since previous quarter
Quarter ending September 2017	4,039	
Quarter ending December 2017	4,038	→
Quarter ending March 2018	3,988	↓
Quarter ending June 2018	3,940	↓
Quarter ending September 2018	4,016	→
Variance since September 2017	(0.6%)	→



ACTIVITY



Month	Adjusted Scheduled Activity (UDA)	
	2018	2019
April	587	763
May	1,427	1,496
June	2,070	1,850
July	2,911	3,471
August	4,048	4,470
September	4,991	5,351
October	6,205	
November	7,292	
December	7,884	
January	8,574	
February	9,813	
March	10,447	
April	10,718	
May	10,718	
June	10,718	

QUALITY

	Quantity	Base Number	Contract	AT	Region	England
% of FP17s for the same patient ID Re-attending within 3 months - Children	27	699	3.9%	10.5%	11.5%	11.6%
% of FP17s for the same patient ID Re-attending within 3 months - Adults	152	1,474	10.3%	15.7%	16.5%	15.5%
% of FP17s for the same patient ID Re-attending between 3 & 9 months - Children	304	699	43.5%	44.8%	48.5%	58.8%
% of FP17s for the same patient ID Re-attending between 3 & 9 months - Adults	585	1,474	39.7%	37.0%	39.1%	51.1%
% of FP17s for Band 1 Urgent Courses	107	2,081	5.1%	10.9%	10.6%	9.0%
% of FP17s Relating to Free Repair or Replacements	1	2,081	0.0%	0.5%	0.5%	0.8%
% of FP17s Relating to Continuations	17	2,081	0.8%	0.7%	0.7%	0.9%
% of Patients satisfied with the dentistry they have received	1	1	N/A	90.7%	90.5%	93.3%
% of Patients satisfied with the time they had to wait for an appointment	1	1	N/A	82.5%	85.1%	88.9%

* This is based on patients treated on this contract for their most recent course of treatment. Figures in italics indicate the base number of FP17s or Patient Questionnaire responses are less than 100. N/A is shown where the base number of responses is less than 10 during the period. % is calculated as Quantity/Base number*100

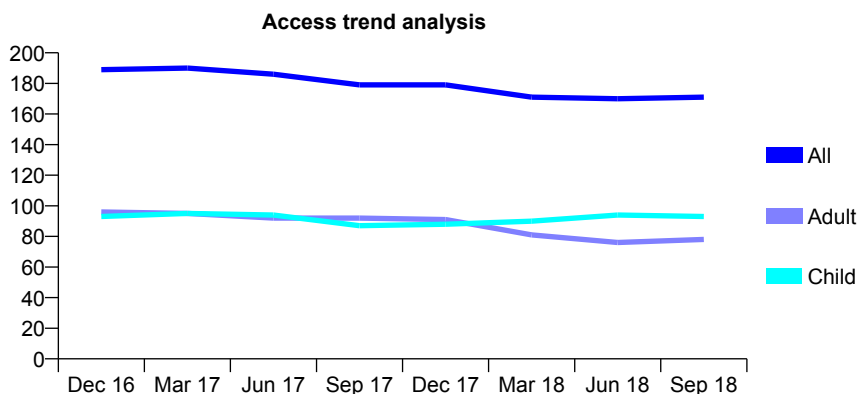
Q61 - Vital Signs At a Glance Contract Report for 319694/0001 - September 2018

Name or company name	MR A LANGDON
Contract type name	GDS Contract
Purpose of contract	General
Contract start date	01/04/2006
Contract end date	

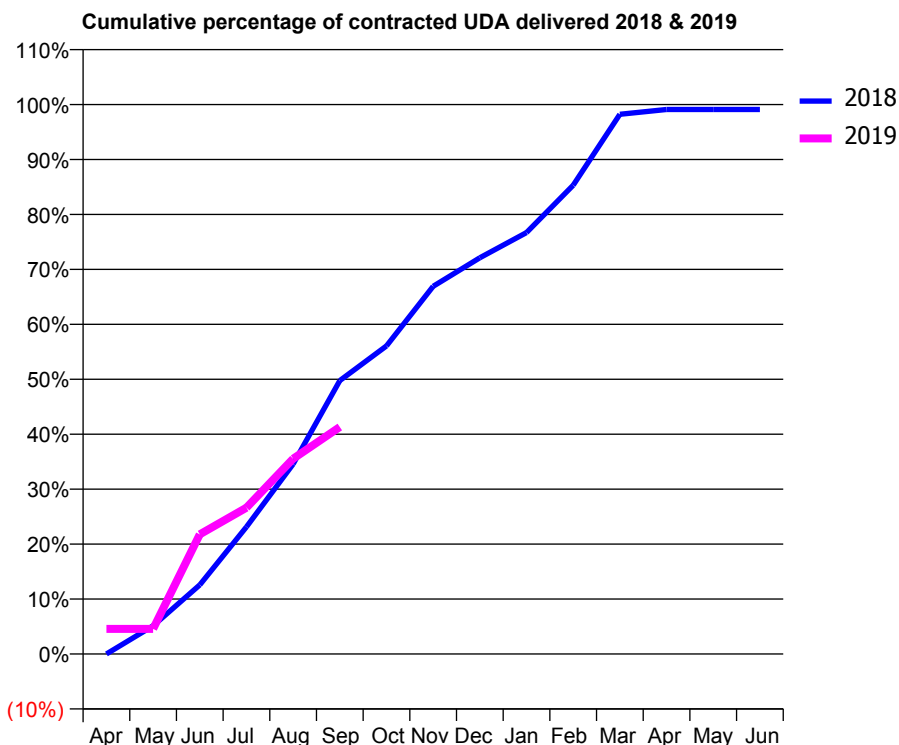
18/19 Contracted general activity (UDA)	350
Carry forward general activity (UDA)	3
18/19 Contracted orthodontic activity (UOA)	0
Carry forward orthodontic activity (UOA)	0
Baseline contract value	£7,942.41

ACCESS*

Patients seen in 24 months	Total	Change since previous quarter
Quarter ending September 2017	179	
Quarter ending December 2017	179	→
Quarter ending March 2018	171	↓
Quarter ending June 2018	170	→
Quarter ending September 2018	171	→
Variance since September 2017	(4.5%)	↓



ACTIVITY



Month	Adjusted Scheduled Activity (UDA)	
	2018	2019
April	0	16
May	18	16
June	44	76
July	81	93
August	121	124
September	174	145
October	196	
November	234	
December	252	
January	268	
February	299	
March	344	
April	347	
May	347	
June	347	

QUALITY

	Quantity	Base Number	Contract	AT	Region	England
% of FP17s for the same patient ID Re-attending within 3 months - Children	4	45	8.9%	10.5%	11.5%	11.6%
% of FP17s for the same patient ID Re-attending within 3 months - Adults	9	41	22.0%	15.7%	16.5%	15.5%
% of FP17s for the same patient ID Re-attending between 3 & 9 months - Children	16	45	35.6%	44.8%	48.5%	58.8%
% of FP17s for the same patient ID Re-attending between 3 & 9 months - Adults	10	41	24.4%	37.0%	39.1%	51.1%
% of FP17s for Band 1 Urgent Courses	3	85	3.5%	10.9%	10.6%	9.0%
% of FP17s Relating to Free Repair or Replacements	5	85	5.9%	0.5%	0.5%	0.8%
% of FP17s Relating to Continuations	3	85	3.5%	0.7%	0.7%	0.9%
% of Patients satisfied with the dentistry they have received	0	0	N/A	90.7%	90.5%	93.3%
% of Patients satisfied with the time they had to wait for an appointment	0	0	N/A	82.5%	85.1%	88.9%

* This is based on patients treated on this contract for their most recent course of treatment. Figures in italics indicate the base number of FP17s or Patient Questionnaire responses are less than 100. N/A is shown where the base number of responses is less than 10 during the period. % is calculated as Quantity/Base number*100

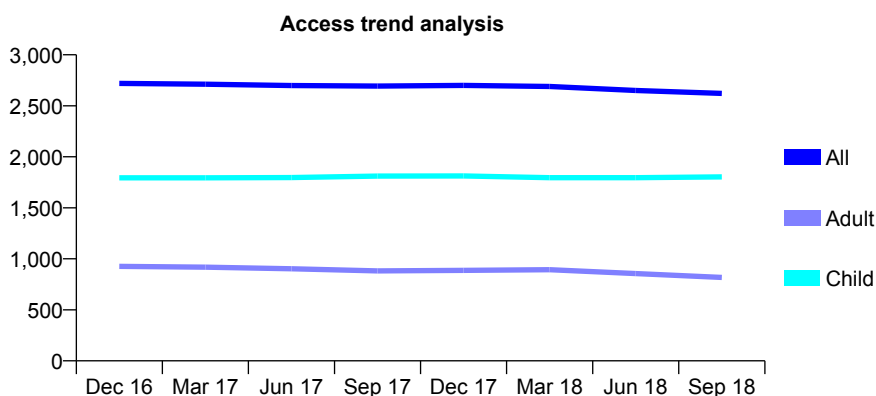
Q61 - Vital Signs At a Glance Contract Report for 325775/0001 - September 2018

Name or company name	MR R BABBAR
Contract type name	GDS Contract
Purpose of contract	General
Contract start date	01/04/2006
Contract end date	

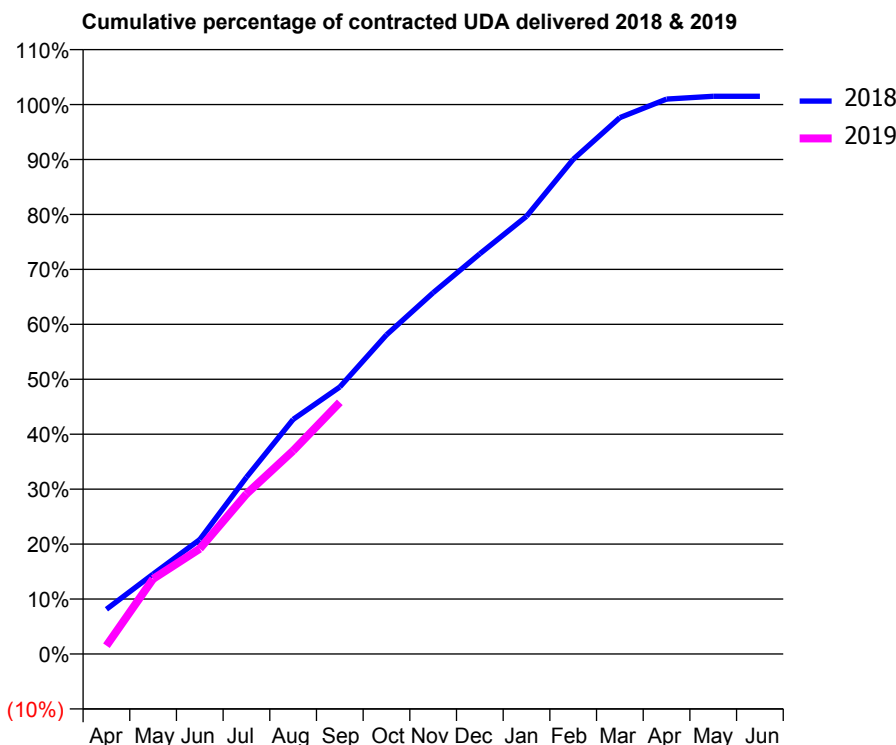
18/19 Contracted general activity (UDA)	5,818
Carry forward general activity (UDA)	-88
18/19 Contracted orthodontic activity (UOA)	0
Carry forward orthodontic activity (UOA)	0
Baseline contract value	£152,738.75

ACCESS*

Patients seen in 24 months	Total	Change since previous quarter
Quarter ending September 2017	2,693	
Quarter ending December 2017	2,700	→
Quarter ending March 2018	2,690	→
Quarter ending June 2018	2,650	↓
Quarter ending September 2018	2,621	↓
Variance since September 2017	(2.7%)	↓



ACTIVITY



Month	Adjusted Scheduled Activity (UDA)	
	2018	2019
April	474	88
May	846	796
June	1,211	1,115
July	1,872	1,694
August	2,485	2,153
September	2,828	2,664
October	3,380	
November	3,825	
December	4,238	
January	4,635	
February	5,237	
March	5,679	
April	5,875	
May	5,906	
June	5,906	

QUALITY

	Quantity	Base Number	Contract	AT	Region	England
% of FP17s for the same patient ID Re-attending within 3 months - Children	66	1,132	5.8%	10.5%	11.5%	11.6%
% of FP17s for the same patient ID Re-attending within 3 months - Adults	116	440	26.4%	15.7%	16.5%	15.5%
% of FP17s for the same patient ID Re-attending between 3 & 9 months - Children	524	1,132	46.3%	44.8%	48.5%	58.8%
% of FP17s for the same patient ID Re-attending between 3 & 9 months - Adults	142	440	32.3%	37.0%	39.1%	51.1%
% of FP17s for Band 1 Urgent Courses	127	1,470	8.6%	10.9%	10.6%	9.0%
% of FP17s Relating to Free Repair or Replacements	0	1,470	0.0%	0.5%	0.5%	0.8%
% of FP17s Relating to Continuations	15	1,470	1.0%	0.7%	0.7%	0.9%
% of Patients satisfied with the dentistry they have received	1	1	N/A	90.7%	90.5%	93.3%
% of Patients satisfied with the time they had to wait for an appointment	1	1	N/A	82.5%	85.1%	88.9%

* This is based on patients treated on this contract for their most recent course of treatment. Figures in italics indicate the base number of FP17s or Patient Questionnaire responses are less than 100. N/A is shown where the base number of responses is less than 10 during the period. % is calculated as Quantity/Base number*100

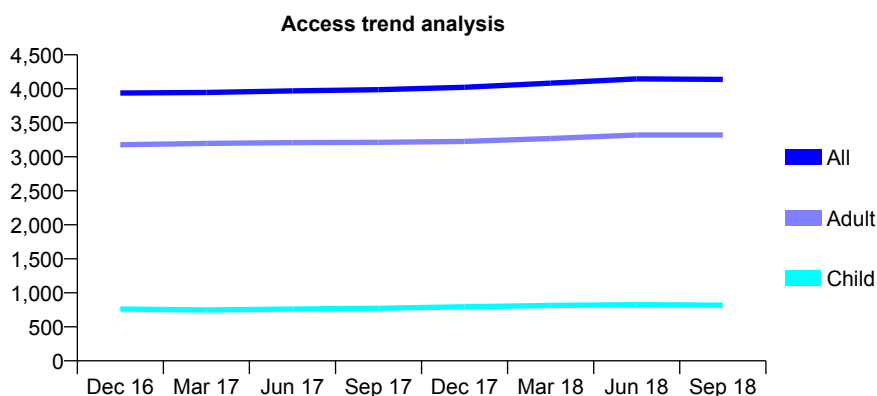
Q61 - Vital Signs At a Glance Contract Report for 326216/0001 - September 2018

Name or company name	MR LC WONG
Contract type name	GDS Contract
Purpose of contract	General
Contract start date	01/04/2006
Contract end date	

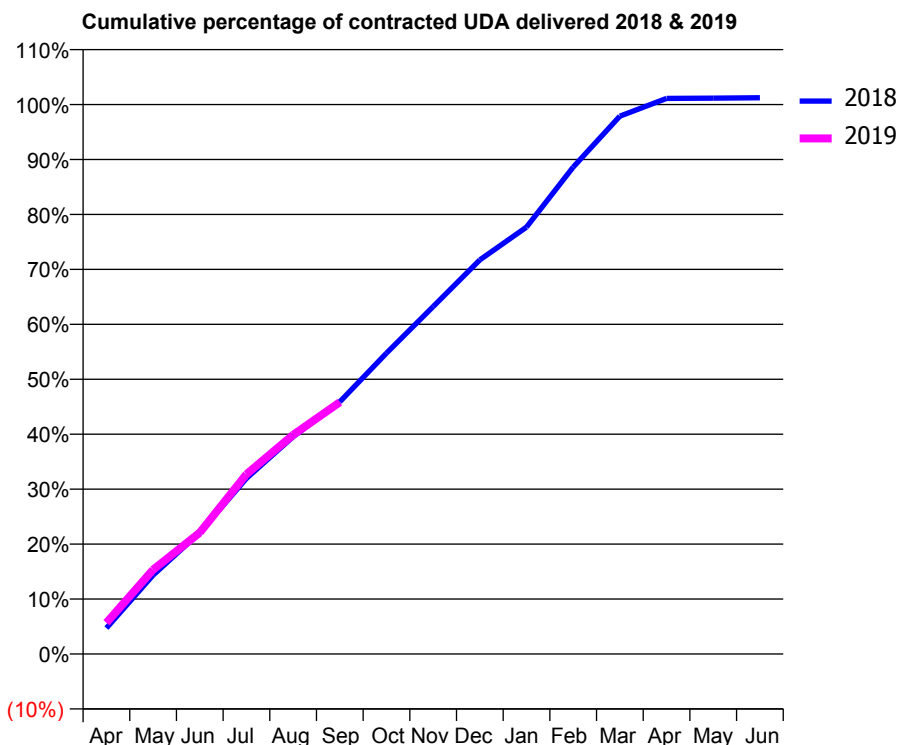
18/19 Contracted general activity (UDA)	14,316
Carry forward general activity (UDA)	-177
18/19 Contracted orthodontic activity (UOA)	0
Carry forward orthodontic activity (UOA)	0
Baseline contract value	£354,557.84

ACCESS*

Patients seen in 24 months	Total	Change since previous quarter
Quarter ending September 2017	3,987	
Quarter ending December 2017	4,023	→
Quarter ending March 2018	4,084	→
Quarter ending June 2018	4,147	→
Quarter ending September 2018	4,139	→
Variance since September 2017	3.8%	↑



ACTIVITY



Month	Adjusted Scheduled Activity (UDA)	
	2018	2019
April	675	816
May	2,054	2,199
June	3,162	3,162
July	4,576	4,683
August	5,661	5,711
September	6,570	6,562
October	7,839	
November	9,051	
December	10,268	
January	11,121	
February	12,686	
March	14,012	
April	14,476	
May	14,482	
June	14,493	

QUALITY

	Quantity	Base Number	Contract	AT	Region	England
% of FP17s for the same patient ID Re-attending within 3 months - Children	53	538	9.9%	10.5%	11.5%	11.6%
% of FP17s for the same patient ID Re-attending within 3 months - Adults	312	2,103	14.8%	15.7%	16.5%	15.5%
% of FP17s for the same patient ID Re-attending between 3 & 9 months - Children	271	538	50.4%	44.8%	48.5%	58.8%
% of FP17s for the same patient ID Re-attending between 3 & 9 months - Adults	952	2,103	45.3%	37.0%	39.1%	51.1%
% of FP17s for Band 1 Urgent Courses	210	2,457	8.5%	10.9%	10.6%	9.0%
% of FP17s Relating to Free Repair or Replacements	25	2,457	1.0%	0.5%	0.5%	0.8%
% of FP17s Relating to Continuations	42	2,457	1.7%	0.7%	0.7%	0.9%
% of Patients satisfied with the dentistry they have received	0	0	N/A	90.7%	90.5%	93.3%
% of Patients satisfied with the time they had to wait for an appointment	0	0	N/A	82.5%	85.1%	88.9%

* This is based on patients treated on this contract for their most recent course of treatment. Figures in italics indicate the base number of FP17s or Patient Questionnaire responses are less than 100. N/A is shown where the base number of responses is less than 10 during the period. % is calculated as Quantity/Base number*100

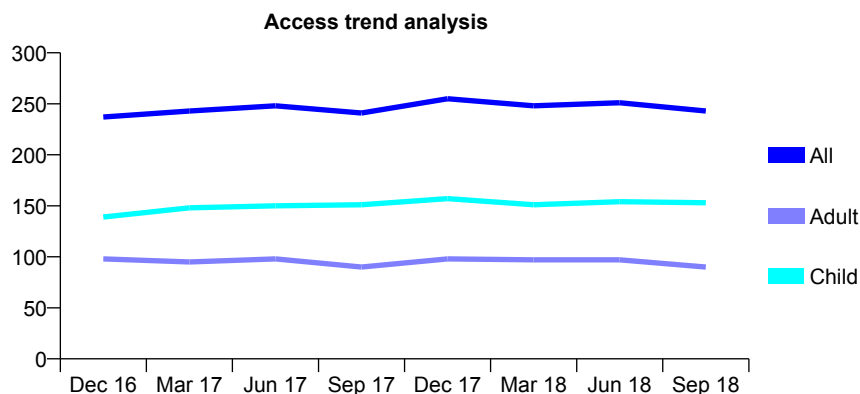
Q61 - Vital Signs At a Glance Contract Report for 327948/0001 - September 2018

Name or company name	The Hazelwood Dental Practice
Contract type name	GDS Contract
Purpose of contract	General
Contract start date	01/04/2006
Contract end date	

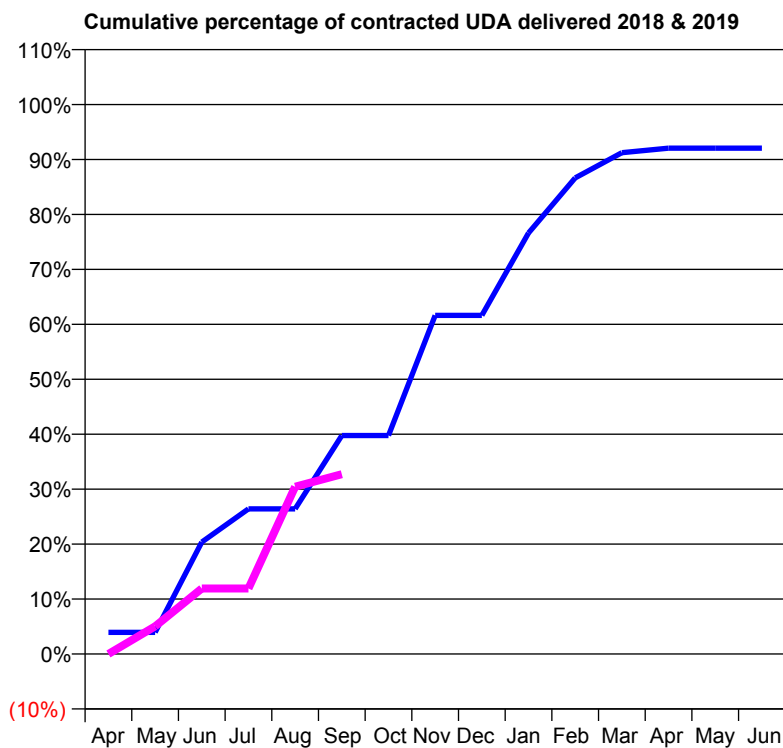
18/19 Contracted general activity (UDA)	481
Carry forward general activity (UDA)	38
18/19 Contracted orthodontic activity (UOA)	0
Carry forward orthodontic activity (UOA)	0
Baseline contract value	£11,906.25

ACCESS*

Patients seen in 24 months	Total	Change since previous quarter
Quarter ending September 2017	241	
Quarter ending December 2017	255	↑
Quarter ending March 2018	248	↓
Quarter ending June 2018	251	→
Quarter ending September 2018	243	↓
Variance since September 2017	0.8%	→



ACTIVITY



Month	Adjusted Scheduled Activity (UDA)	
	2018	2019
April	19	-0
May	19	24
June	98	57
July	127	57
August	127	146
September	191	157
October	191	
November	296	
December	296	
January	369	
February	417	
March	439	
April	443	
May	443	
June	443	

QUALITY

	Quantity	Base Number	Contract	AT	Region	England
% of FP17s for the same patient ID Re-attending within 3 months - Children	1	102	1.0%	10.5%	11.5%	11.6%
% of FP17s for the same patient ID Re-attending within 3 months - Adults	1	40	2.5%	15.7%	16.5%	15.5%
% of FP17s for the same patient ID Re-attending between 3 & 9 months - Children	63	102	61.8%	44.8%	48.5%	58.8%
% of FP17s for the same patient ID Re-attending between 3 & 9 months - Adults	25	40	62.5%	37.0%	39.1%	51.1%
% of FP17s for Band 1 Urgent Courses	2	136	1.5%	10.9%	10.6%	9.0%
% of FP17s Relating to Free Repair or Replacements	0	136	0.0%	0.5%	0.5%	0.8%
% of FP17s Relating to Continuations	0	136	0.0%	0.7%	0.7%	0.9%
% of Patients satisfied with the dentistry they have received	0	0	N/A	90.7%	90.5%	93.3%
% of Patients satisfied with the time they had to wait for an appointment	0	0	N/A	82.5%	85.1%	88.9%

* This is based on patients treated on this contract for their most recent course of treatment. Figures in italics indicate the base number of FP17s or Patient Questionnaire responses are less than 100. N/A is shown where the base number of responses is less than 10 during the period. % is calculated as Quantity/Base number*100

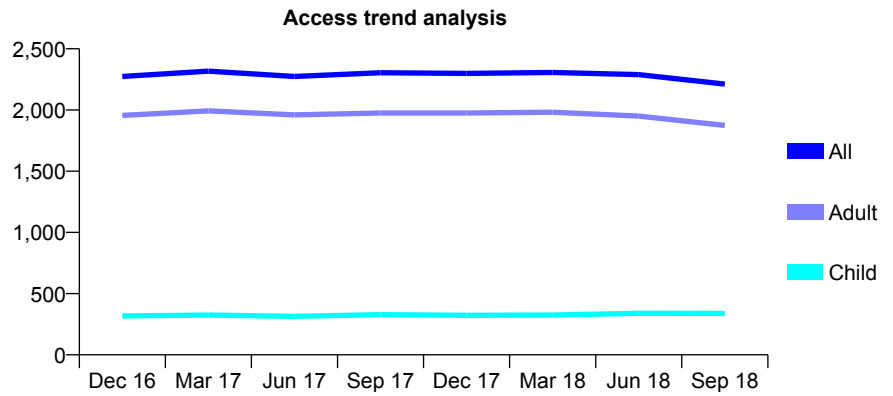
Q61 - Vital Signs At a Glance Contract Report for 328766/0001 - September 2018

Name or company name	MR RB TRAVERS
Contract type name	GDS Contract
Purpose of contract	General
Contract start date	01/04/2006
Contract end date	

18/19 Contracted general activity (UDA)	8,132
Carry forward general activity (UDA)	0
18/19 Contracted orthodontic activity (UOA)	0
Carry forward orthodontic activity (UOA)	0
Baseline contract value	£251,432.36

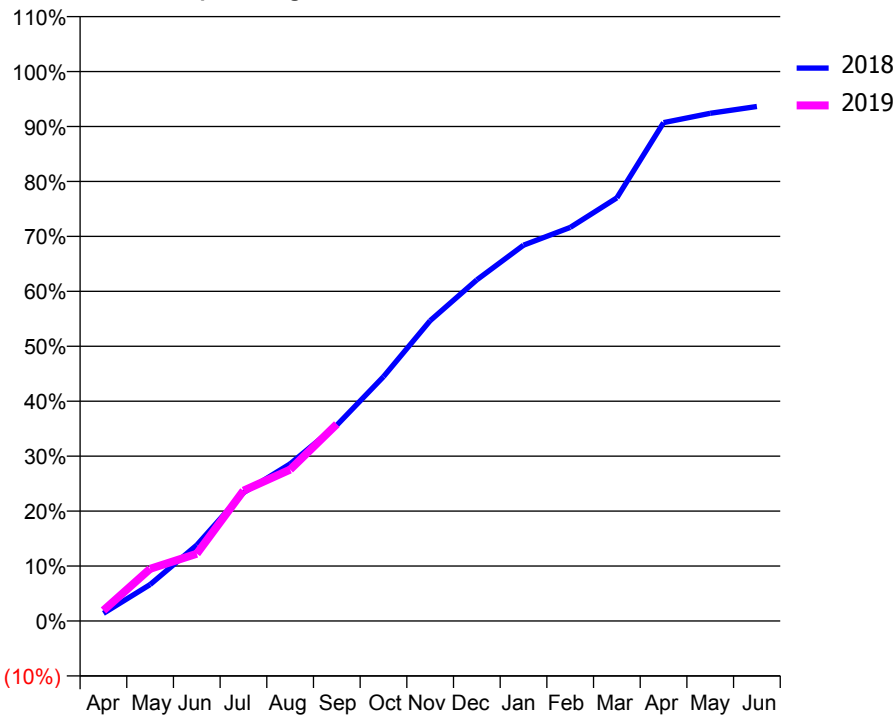
ACCESS*

Patients seen in 24 months	Total	Change since previous quarter
Quarter ending September 2017	2,304	
Quarter ending December 2017	2,299	→
Quarter ending March 2018	2,307	→
Quarter ending June 2018	2,289	→
Quarter ending September 2018	2,212	↓
Variance since September 2017	(4.0%)	↓



ACTIVITY

Cumulative percentage of contracted UDA delivered 2018 & 2019



Adjusted Scheduled Activity (UDA)		
Month	2018	2019
April	113	157
May	541	772
June	1,123	995
July	1,900	1,930
August	2,325	2,240
September	2,898	2,913
October	3,617	
November	4,444	
December	5,048	
January	5,563	
February	5,825	
March	6,262	
April	7,376	
May	7,514	
June	7,614	

QUALITY

	Quantity	Base Number	Contract	AT	Region	England
% of FP17s for the same patient ID Re-attending within 3 months - Children	10	206	4.9%	10.5%	11.5%	11.6%
% of FP17s for the same patient ID Re-attending within 3 months - Adults	88	942	9.3%	15.7%	16.5%	15.5%
% of FP17s for the same patient ID Re-attending between 3 & 9 months - Children	61	206	29.6%	44.8%	48.5%	58.8%
% of FP17s for the same patient ID Re-attending between 3 & 9 months - Adults	311	942	33.0%	37.0%	39.1%	51.1%
% of FP17s for Band 1 Urgent Courses	6	840	0.7%	10.9%	10.6%	9.0%
% of FP17s Relating to Free Repair or Replacements	14	840	1.7%	0.5%	0.5%	0.8%
% of FP17s Relating to Continuations	24	840	2.9%	0.7%	0.7%	0.9%
% of Patients satisfied with the dentistry they have received	0	0	N/A	90.7%	90.5%	93.3%
% of Patients satisfied with the time they had to wait for an appointment	0	0	N/A	82.5%	85.1%	88.9%

* This is based on patients treated on this contract for their most recent course of treatment. Figures in italics indicate the base number of FP17s or Patient Questionnaire responses are less than 100. N/A is shown where the base number of responses is less than 10 during the period. % is calculated as Quantity/Base number*100

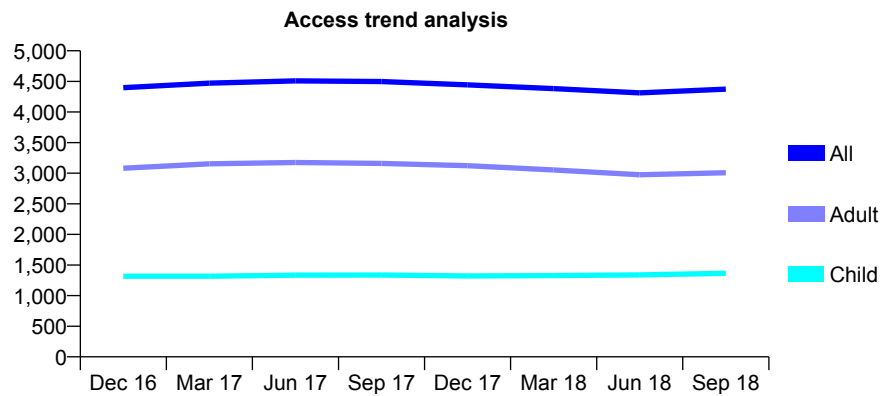
Q61 - Vital Signs At a Glance Contract Report for 329665/0002 - September 2018

Name or company name	MR A GANDECHA
Contract type name	GDS Contract
Purpose of contract	General
Contract start date	01/04/2006
Contract end date	

18/19 Contracted general activity (UDA)	14,047
Carry forward general activity (UDA)	-201
18/19 Contracted orthodontic activity (UOA)	0
Carry forward orthodontic activity (UOA)	0
Baseline contract value	£365,705.76

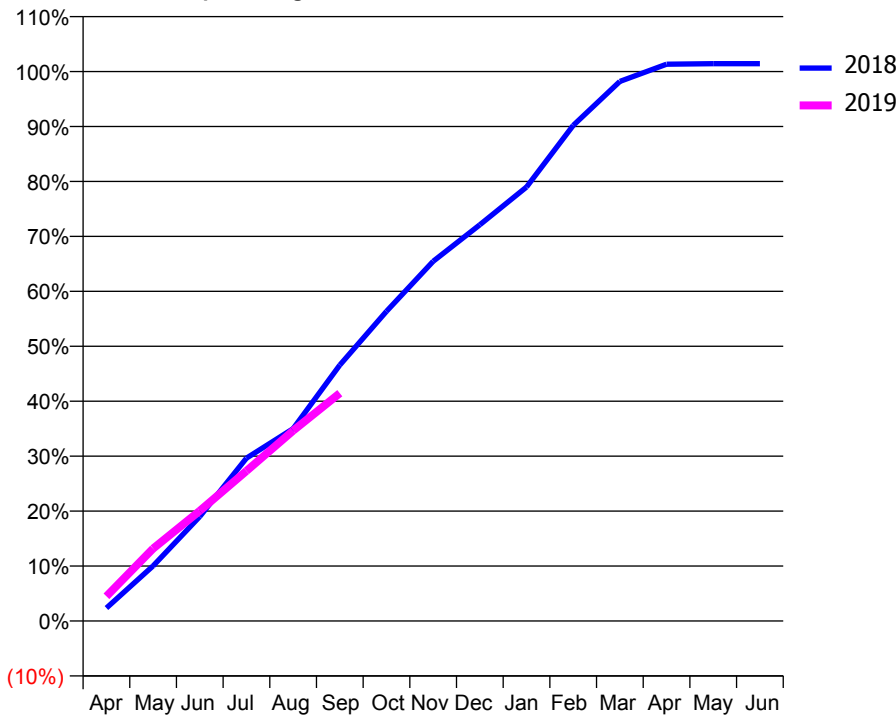
ACCESS*

Patients seen in 24 months	Total	Change since previous quarter
Quarter ending September 2017	4,497	
Quarter ending December 2017	4,444	↓
Quarter ending March 2018	4,382	↓
Quarter ending June 2018	4,312	↓
Quarter ending September 2018	4,373	→
Variance since September 2017	(2.8%)	↓



ACTIVITY

Cumulative percentage of contracted UDA delivered 2018 & 2019



Month	Adjusted Scheduled Activity (UDA)	
	2018	2019
April	334	631
May	1,409	1,852
June	2,671	2,817
July	4,164	3,838
August	4,918	4,867
September	6,544	5,825
October	7,918	
November	9,196	
December	10,128	
January	11,094	
February	12,667	
March	13,794	
April	14,235	
May	14,248	
June	14,248	

QUALITY

	Quantity	Base Number	Contract	AT	Region	England
% of FP17s for the same patient ID Re-attending within 3 months - Children	110	926	11.9%	10.5%	11.5%	11.6%
% of FP17s for the same patient ID Re-attending within 3 months - Adults	272	1,650	16.5%	15.7%	16.5%	15.5%
% of FP17s for the same patient ID Re-attending between 3 & 9 months - Children	467	926	50.4%	44.8%	48.5%	58.8%
% of FP17s for the same patient ID Re-attending between 3 & 9 months - Adults	766	1,650	46.4%	37.0%	39.1%	51.1%
% of FP17s for Band 1 Urgent Courses	219	2,413	9.1%	10.9%	10.6%	9.0%
% of FP17s Relating to Free Repair or Replacements	14	2,413	0.6%	0.5%	0.5%	0.8%
% of FP17s Relating to Continuations	13	2,413	0.5%	0.7%	0.7%	0.9%
% of Patients satisfied with the dentistry they have received	2	2	N/A	90.7%	90.5%	93.3%
% of Patients satisfied with the time they had to wait for an appointment	2	2	N/A	82.5%	85.1%	88.9%

* This is based on patients treated on this contract for their most recent course of treatment. Figures in italics indicate the base number of FP17s or Patient Questionnaire responses are less than 100. N/A is shown where the base number of responses is less than 10 during the period. % is calculated as Quantity/Base number*100

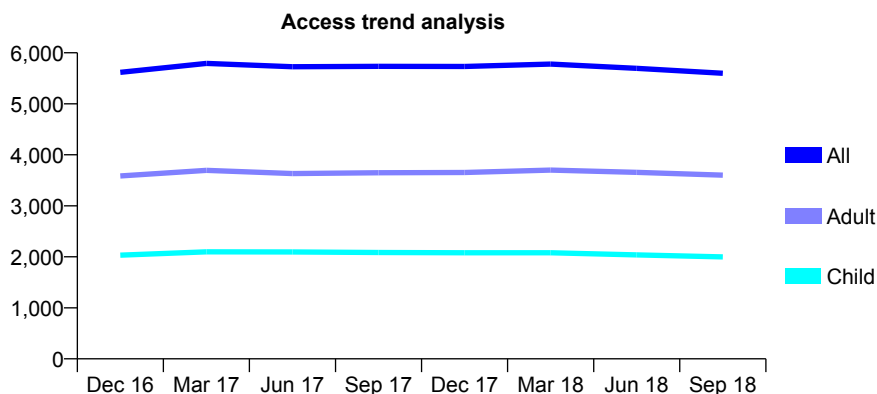
Q61 - Vital Signs At a Glance Contract Report for 332542/0001 - September 2018

Name or company name	MR V BAKSHI
Contract type name	GDS Contract
Purpose of contract	General
Contract start date	01/04/2006
Contract end date	

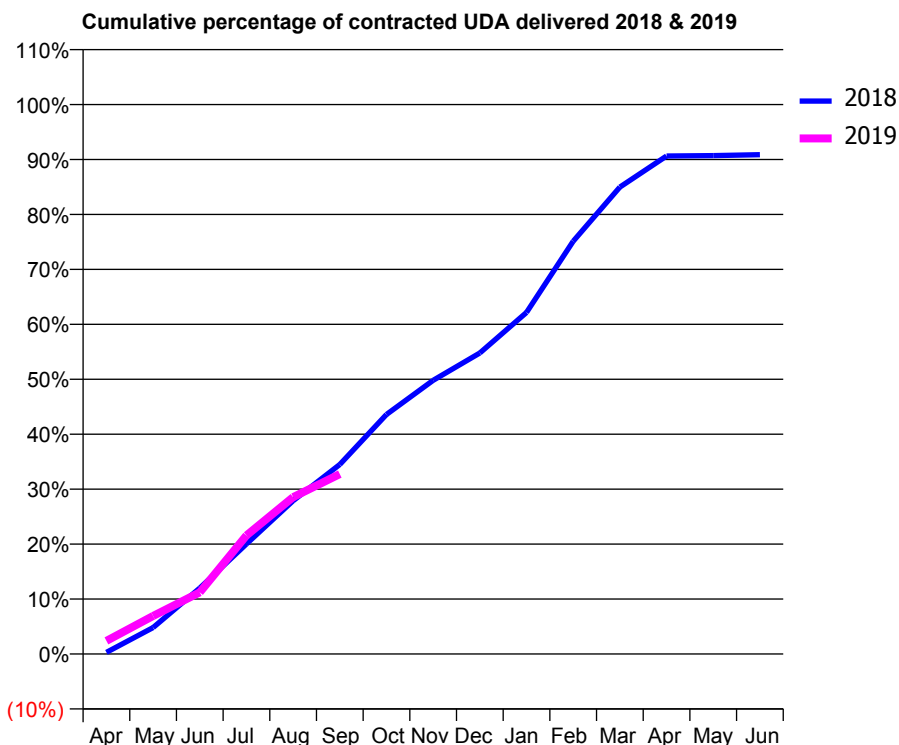
18/19 Contracted general activity (UDA)	12,606
Carry forward general activity (UDA)	0
18/19 Contracted orthodontic activity (UOA)	0
Carry forward orthodontic activity (UOA)	0
Baseline contract value	£342,367.90

ACCESS*

Patients seen in 24 months	Total	Change since previous quarter
Quarter ending September 2017	5,735	
Quarter ending December 2017	5,733	→
Quarter ending March 2018	5,780	→
Quarter ending June 2018	5,695	↓
Quarter ending September 2018	5,598	↓
Variance since September 2017	(2.4%)	↓



ACTIVITY



Month	Adjusted Scheduled Activity (UDA)	
	2018	2019
April	39	302
May	606	873
June	1,514	1,416
July	2,526	2,721
August	3,517	3,600
September	4,348	4,127
October	5,496	
November	6,278	
December	6,906	
January	7,836	
February	9,468	
March	10,711	
April	11,426	
May	11,435	
June	11,455	

QUALITY

	Quantity	Base Number	Contract	AT	Region	England
% of FP17s for the same patient ID Re-attending within 3 months - Children	39	835	4.7%	10.5%	11.5%	11.6%
% of FP17s for the same patient ID Re-attending within 3 months - Adults	120	1,315	9.1%	15.7%	16.5%	15.5%
% of FP17s for the same patient ID Re-attending between 3 & 9 months - Children	222	835	26.6%	44.8%	48.5%	58.8%
% of FP17s for the same patient ID Re-attending between 3 & 9 months - Adults	300	1,315	22.8%	37.0%	39.1%	51.1%
% of FP17s for Band 1 Urgent Courses	130	1,672	7.8%	10.9%	10.6%	9.0%
% of FP17s Relating to Free Repair or Replacements	1	1,672	0.1%	0.5%	0.5%	0.8%
% of FP17s Relating to Continuations	3	1,672	0.2%	0.7%	0.7%	0.9%
% of Patients satisfied with the dentistry they have received	2	2	N/A	90.7%	90.5%	93.3%
% of Patients satisfied with the time they had to wait for an appointment	1	2	N/A	82.5%	85.1%	88.9%

* This is based on patients treated on this contract for their most recent course of treatment. Figures in italics indicate the base number of FP17s or Patient Questionnaire responses are less than 100. N/A is shown where the base number of responses is less than 10 during the period. % is calculated as Quantity/Base number*100

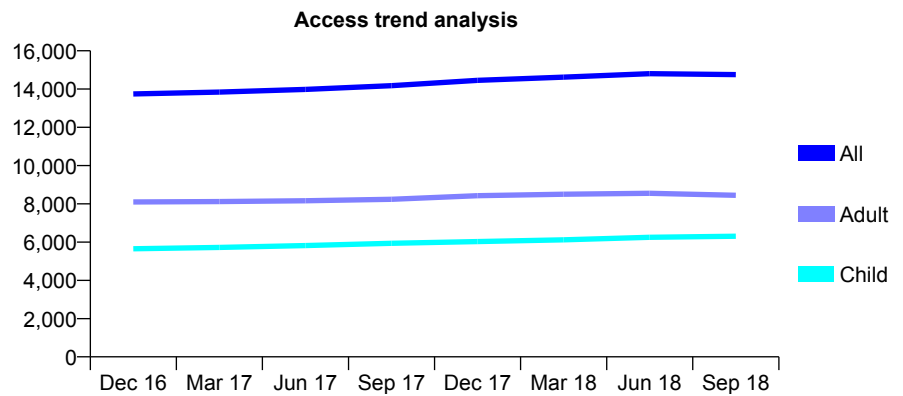
Q61 - Vital Signs At a Glance Contract Report for 332852/0001 - September 2018

Name or company name	SHARANJIT KAUR DHINDSA and JAYEST
Contract type name	GDS Contract
Purpose of contract	General
Contract start date	01/05/2013
Contract end date	

18/19 Contracted general activity (UDA)	33,873
Carry forward general activity (UDA)	-9
18/19 Contracted orthodontic activity (UOA)	0
Carry forward orthodontic activity (UOA)	0
Baseline contract value	£1,175,905.02

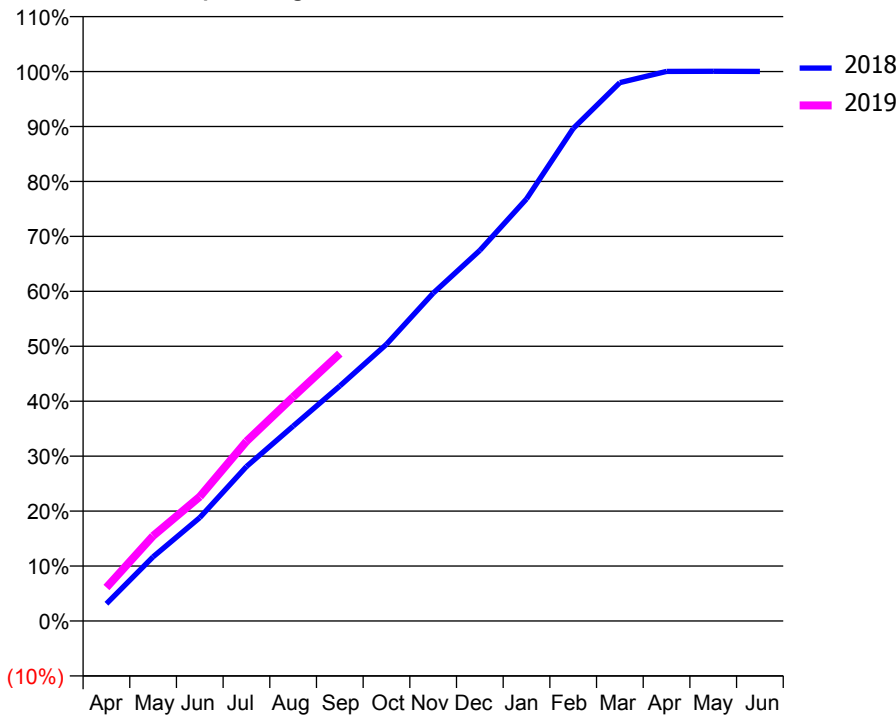
ACCESS*

Patients seen in 24 months	Total	Change since previous quarter
Quarter ending September 2017	14,174	
Quarter ending December 2017	14,457	→
Quarter ending March 2018	14,621	→
Quarter ending June 2018	14,803	→
Quarter ending September 2018	14,756	→
Variance since September 2017	4.1%	↑



ACTIVITY

Cumulative percentage of contracted UDA delivered 2018 & 2019



Month	Adjusted Scheduled Activity (UDA)	
	2018	2019
April	1,064	2,066
May	3,955	5,247
June	6,376	7,664
July	9,522	11,076
August	12,017	13,815
September	14,490	16,487
October	17,059	
November	20,210	
December	22,844	
January	26,019	
February	30,356	
March	33,185	
April	33,882	
May	33,884	
June	33,882	

QUALITY

	Quantity	Base Number	Contract	AT	Region	England
% of FP17s for the same patient ID Re-attending within 3 months - Children	220	3,738	5.9%	10.5%	11.5%	11.6%
% of FP17s for the same patient ID Re-attending within 3 months - Adults	500	4,253	11.8%	15.7%	16.5%	15.5%
% of FP17s for the same patient ID Re-attending between 3 & 9 months - Children	1,557	3,738	41.7%	44.8%	48.5%	58.8%
% of FP17s for the same patient ID Re-attending between 3 & 9 months - Adults	1,660	4,253	39.0%	37.0%	39.1%	51.1%
% of FP17s for Band 1 Urgent Courses	689	7,657	9.0%	10.9%	10.6%	9.0%
% of FP17s Relating to Free Repair or Replacements	25	7,657	0.3%	0.5%	0.5%	0.8%
% of FP17s Relating to Continuations	7	7,657	0.1%	0.7%	0.7%	0.9%
% of Patients satisfied with the dentistry they have received	3	3	N/A	90.7%	90.5%	93.3%
% of Patients satisfied with the time they had to wait for an appointment	3	3	N/A	82.5%	85.1%	88.9%

* This is based on patients treated on this contract for their most recent course of treatment. Figures in italics indicate the base number of FP17s or Patient Questionnaire responses are less than 100. N/A is shown where the base number of responses is less than 10 during the period. % is calculated as Quantity/Base number*100

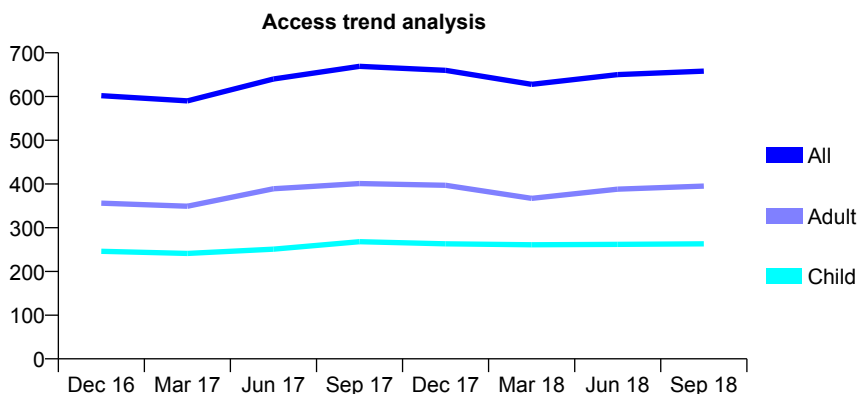
Q61 - Vital Signs At a Glance Contract Report for 334359/0001 - September 2018

Name or company name	MR A JARVID
Contract type name	GDS Contract
Purpose of contract	General
Contract start date	01/04/2006
Contract end date	

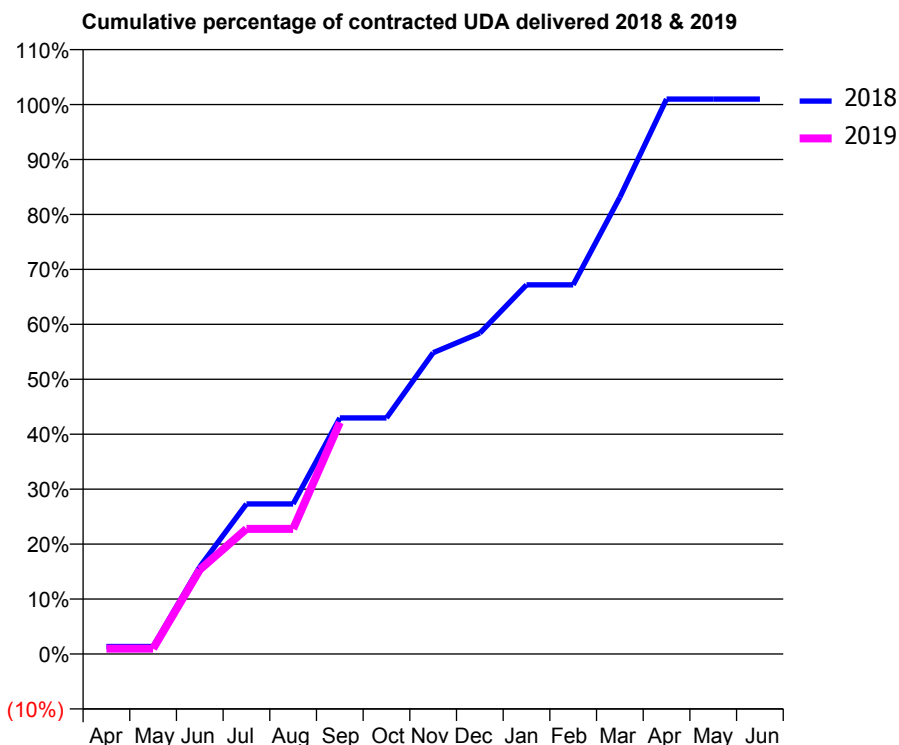
18/19 Contracted general activity (UDA)	1,322
Carry forward general activity (UDA)	-13
18/19 Contracted orthodontic activity (UOA)	0
Carry forward orthodontic activity (UOA)	0
Baseline contract value	£41,772.01

ACCESS*

Patients seen in 24 months	Total	Change since previous quarter
Quarter ending September 2017	669	
Quarter ending December 2017	660	↓
Quarter ending March 2018	628	↓
Quarter ending June 2018	650	↑
Quarter ending September 2018	658	→
Variance since September 2017	(1.6%)	↓



ACTIVITY



Adjusted Scheduled Activity (UDA)		
Month	2018	2019
April	18	13
May	18	13
June	210	203
July	361	301
August	361	301
September	568	557
October	568	
November	725	
December	772	
January	888	
February	888	
March	1,099	
April	1,335	
May	1,335	
June	1,335	

QUALITY

	Quantity	Base Number	Contract	AT	Region	England
% of FP17s for the same patient ID Re-attending within 3 months - Children	9	142	6.3%	10.5%	11.5%	11.6%
% of FP17s for the same patient ID Re-attending within 3 months - Adults	8	157	5.1%	15.7%	16.5%	15.5%
% of FP17s for the same patient ID Re-attending between 3 & 9 months - Children	38	142	26.8%	44.8%	48.5%	58.8%
% of FP17s for the same patient ID Re-attending between 3 & 9 months - Adults	44	157	28.0%	37.0%	39.1%	51.1%
% of FP17s for Band 1 Urgent Courses	0	217	0.0%	10.9%	10.6%	9.0%
% of FP17s Relating to Free Repair or Replacements	0	217	0.0%	0.5%	0.5%	0.8%
% of FP17s Relating to Continuations	0	217	0.0%	0.7%	0.7%	0.9%
% of Patients satisfied with the dentistry they have received	0	0	N/A	90.7%	90.5%	93.3%
% of Patients satisfied with the time they had to wait for an appointment	0	0	N/A	82.5%	85.1%	88.9%

* This is based on patients treated on this contract for their most recent course of treatment. Figures in italics indicate the base number of FP17s or Patient Questionnaire responses are less than 100. N/A is shown where the base number of responses is less than 10 during the period. % is calculated as Quantity/Base number*100

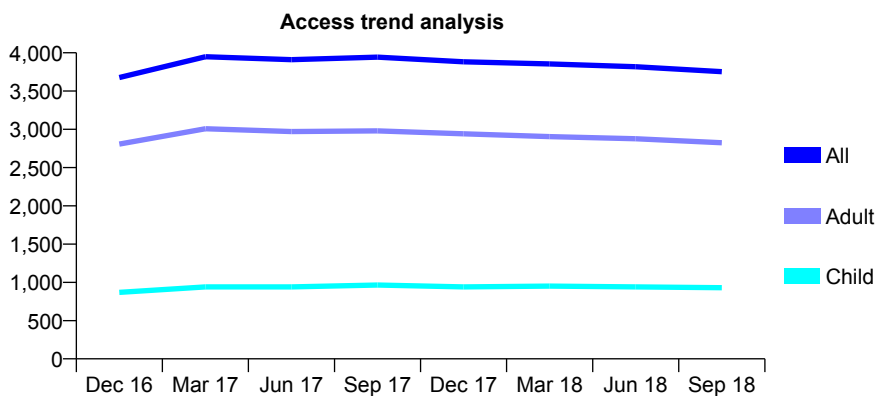
Q61 - Vital Signs At a Glance Contract Report for 335495/0001 - September 2018

Name or company name	MISS A HOQUE
Contract type name	GDS Contract
Purpose of contract	General
Contract start date	01/04/2006
Contract end date	

18/19 Contracted general activity (UDA)	13,234
Carry forward general activity (UDA)	0
18/19 Contracted orthodontic activity (UOA)	0
Carry forward orthodontic activity (UOA)	0
Baseline contract value	£365,376.99

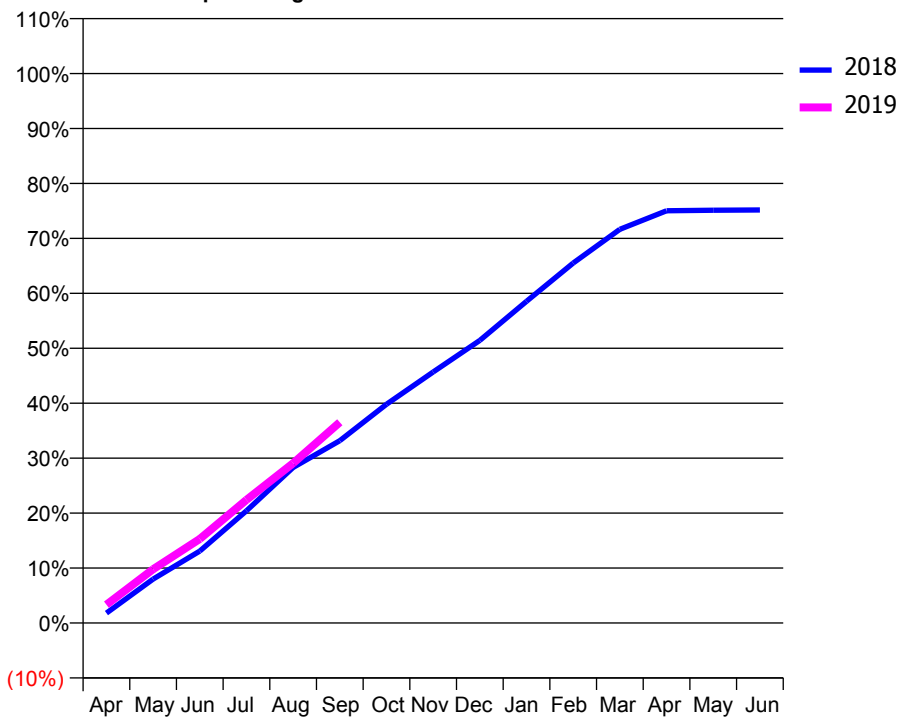
ACCESS*

Patients seen in 24 months	Total	Change since previous quarter
Quarter ending September 2017	3,943	
Quarter ending December 2017	3,882	↓
Quarter ending March 2018	3,855	→
Quarter ending June 2018	3,817	→
Quarter ending September 2018	3,754	↓
Variance since September 2017	(4.8%)	↓



ACTIVITY

Cumulative percentage of contracted UDA delivered 2018 & 2019



Month	Adjusted Scheduled Activity (UDA)	
	2018	2019
April	240	442
May	1,059	1,295
June	1,733	2,023
July	2,703	2,965
August	3,746	3,849
September	4,391	4,835
October	5,268	
November	6,045	
December	6,805	
January	7,748	
February	8,669	
March	9,481	
April	9,930	
May	9,943	
June	9,947	

QUALITY

	Quantity	Base Number	Contract	AT	Region	England
% of FP17s for the same patient ID Re-attending within 3 months - Children	46	521	8.8%	10.5%	11.5%	11.6%
% of FP17s for the same patient ID Re-attending within 3 months - Adults	329	1,501	21.9%	15.7%	16.5%	15.5%
% of FP17s for the same patient ID Re-attending between 3 & 9 months - Children	157	521	30.1%	44.8%	48.5%	58.8%
% of FP17s for the same patient ID Re-attending between 3 & 9 months - Adults	360	1,501	24.0%	37.0%	39.1%	51.1%
% of FP17s for Band 1 Urgent Courses	375	1,862	20.1%	10.9%	10.6%	9.0%
% of FP17s Relating to Free Repair or Replacements	5	1,862	0.3%	0.5%	0.5%	0.8%
% of FP17s Relating to Continuations	19	1,862	1.0%	0.7%	0.7%	0.9%
% of Patients satisfied with the dentistry they have received	1	1	N/A	90.7%	90.5%	93.3%
% of Patients satisfied with the time they had to wait for an appointment	1	1	N/A	82.5%	85.1%	88.9%

* This is based on patients treated on this contract for their most recent course of treatment. Figures in italics indicate the base number of FP17s or Patient Questionnaire responses are less than 100. N/A is shown where the base number of responses is less than 10 during the period. % is calculated as Quantity/Base number*100

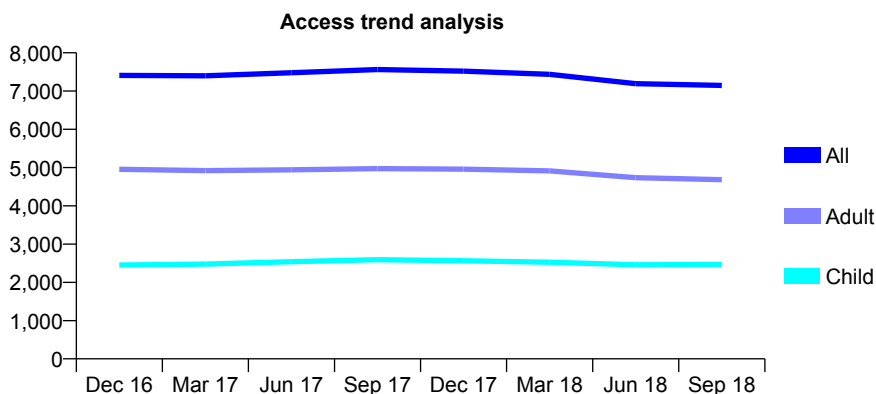
Q61 - Vital Signs At a Glance Contract Report for 336955/0004 - September 2018

Name or company name	MR SM HUSSAIN
Contract type name	GDS Contract
Purpose of contract	General
Contract start date	01/04/2006
Contract end date	

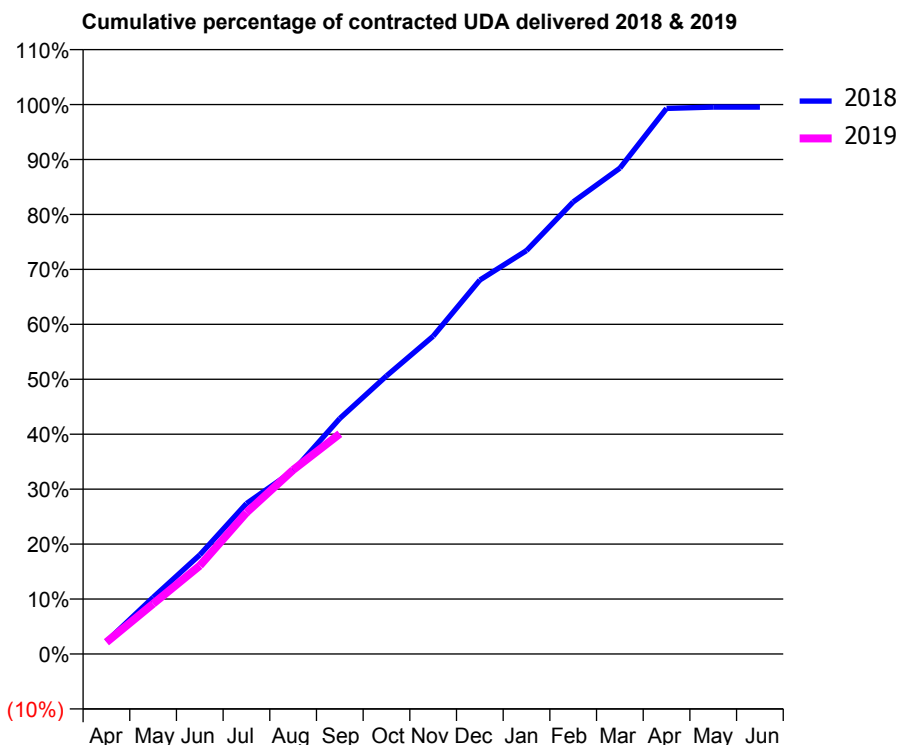
18/19 Contracted general activity (UDA)	20,008
Carry forward general activity (UDA)	92
18/19 Contracted orthodontic activity (UOA)	0
Carry forward orthodontic activity (UOA)	0
Baseline contract value	£549,383.36

ACCESS*

Patients seen in 24 months	Total	Change since previous quarter
Quarter ending September 2017	7,561	
Quarter ending December 2017	7,520	→
Quarter ending March 2018	7,438	↓
Quarter ending June 2018	7,194	↓
Quarter ending September 2018	7,149	→
Variance since September 2017	(5.4%)	↓



ACTIVITY



Month	Adjusted Scheduled Activity (UDA)	
	2018	2019
April	454	430
May	2,063	1,828
June	3,610	3,218
July	5,479	5,151
August	6,670	6,703
September	8,576	8,018
October	10,125	
November	11,573	
December	13,616	
January	14,689	
February	16,462	
March	17,690	
April	19,866	
May	19,912	
June	19,916	

QUALITY

	Quantity	Base Number	Contract	AT	Region	England
% of FP17s for the same patient ID Re-attending within 3 months - Children	99	1,672	5.9%	10.5%	11.5%	11.6%
% of FP17s for the same patient ID Re-attending within 3 months - Adults	212	2,698	7.9%	15.7%	16.5%	15.5%
% of FP17s for the same patient ID Re-attending between 3 & 9 months - Children	766	1,672	45.8%	44.8%	48.5%	58.8%
% of FP17s for the same patient ID Re-attending between 3 & 9 months - Adults	1,122	2,698	41.6%	37.0%	39.1%	51.1%
% of FP17s for Band 1 Urgent Courses	157	3,615	4.3%	10.9%	10.6%	9.0%
% of FP17s Relating to Free Repair or Replacements	10	3,615	0.3%	0.5%	0.5%	0.8%
% of FP17s Relating to Continuations	6	3,615	0.2%	0.7%	0.7%	0.9%
% of Patients satisfied with the dentistry they have received	0	0	N/A	90.7%	90.5%	93.3%
% of Patients satisfied with the time they had to wait for an appointment	0	0	N/A	82.5%	85.1%	88.9%

* This is based on patients treated on this contract for their most recent course of treatment. Figures in italics indicate the base number of FP17s or Patient Questionnaire responses are less than 100. N/A is shown where the base number of responses is less than 10 during the period. % is calculated as Quantity/Base number*100

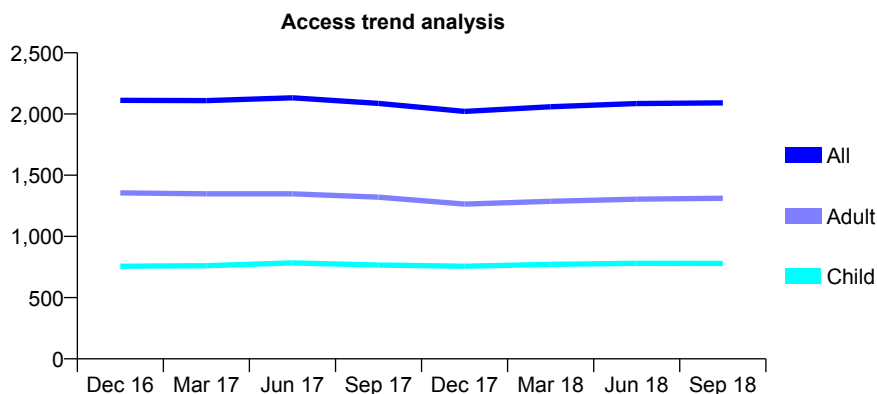
Q61 - Vital Signs At a Glance Contract Report for 337781/0001 - September 2018

Name or company name	MR R HEJAZI-TEHRANI
Contract type name	GDS Contract
Purpose of contract	General
Contract start date	01/04/2006
Contract end date	

18/19 Contracted general activity (UDA)	4,625
Carry forward general activity (UDA)	132
18/19 Contracted orthodontic activity (UOA)	0
Carry forward orthodontic activity (UOA)	0
Baseline contract value	£126,826.98

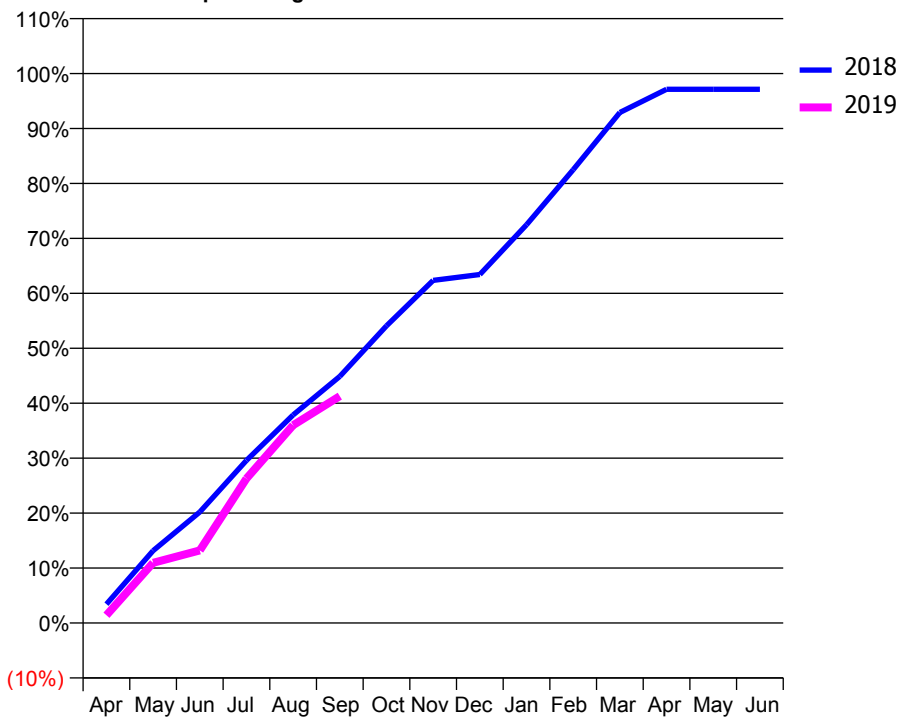
ACCESS*

Patients seen in 24 months	Total	Change since previous quarter
Quarter ending September 2017	2,087	
Quarter ending December 2017	2,021	↓
Quarter ending March 2018	2,059	→
Quarter ending June 2018	2,085	→
Quarter ending September 2018	2,091	→
Variance since September 2017	0.2%	→



ACTIVITY

Cumulative percentage of contracted UDA delivered 2018 & 2019



Adjusted Scheduled Activity (UDA)

Month	2018	2019
April	159	66
May	609	506
June	935	611
July	1,369	1,216
August	1,751	1,665
September	2,075	1,910
October	2,501	
November	2,884	
December	2,934	
January	3,352	
February	3,816	
March	4,297	
April	4,493	
May	4,493	
June	4,493	

QUALITY

	Quantity	Base Number	Contract	AT	Region	England
% of FP17s for the same patient ID Re-attending within 3 months - Children	18	445	4.0%	10.5%	11.5%	11.6%
% of FP17s for the same patient ID Re-attending within 3 months - Adults	83	738	11.2%	15.7%	16.5%	15.5%
% of FP17s for the same patient ID Re-attending between 3 & 9 months - Children	221	445	49.7%	44.8%	48.5%	58.8%
% of FP17s for the same patient ID Re-attending between 3 & 9 months - Adults	302	738	40.9%	37.0%	39.1%	51.1%
% of FP17s for Band 1 Urgent Courses	66	1,095	6.0%	10.9%	10.6%	9.0%
% of FP17s Relating to Free Repair or Replacements	1	1,095	0.1%	0.5%	0.5%	0.8%
% of FP17s Relating to Continuations	3	1,095	0.3%	0.7%	0.7%	0.9%
% of Patients satisfied with the dentistry they have received	0	0	N/A	90.7%	90.5%	93.3%
% of Patients satisfied with the time they had to wait for an appointment	0	0	N/A	82.5%	85.1%	88.9%

* This is based on patients treated on this contract for their most recent course of treatment. Figures in italics indicate the base number of FP17s or Patient Questionnaire responses are less than 100. N/A is shown where the base number of responses is less than 10 during the period. % is calculated as Quantity/Base number*100

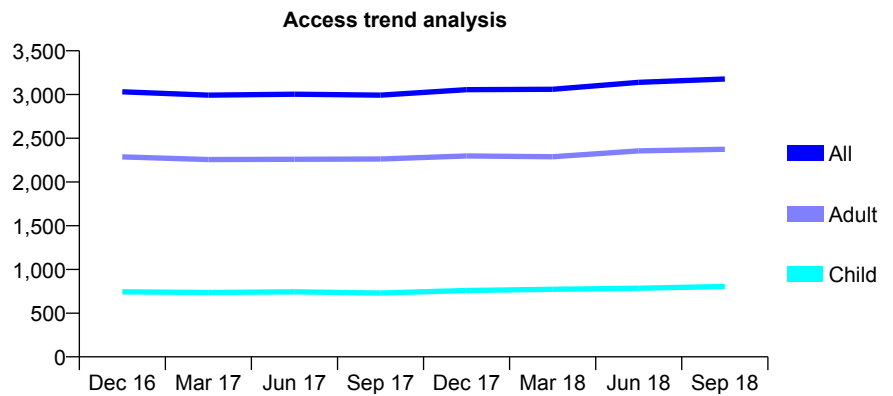
Q61 - Vital Signs At a Glance Contract Report for 338761/0001 - September 2018

Name or company name	MR MS KHAN
Contract type name	GDS Contract
Purpose of contract	General
Contract start date	01/04/2006
Contract end date	

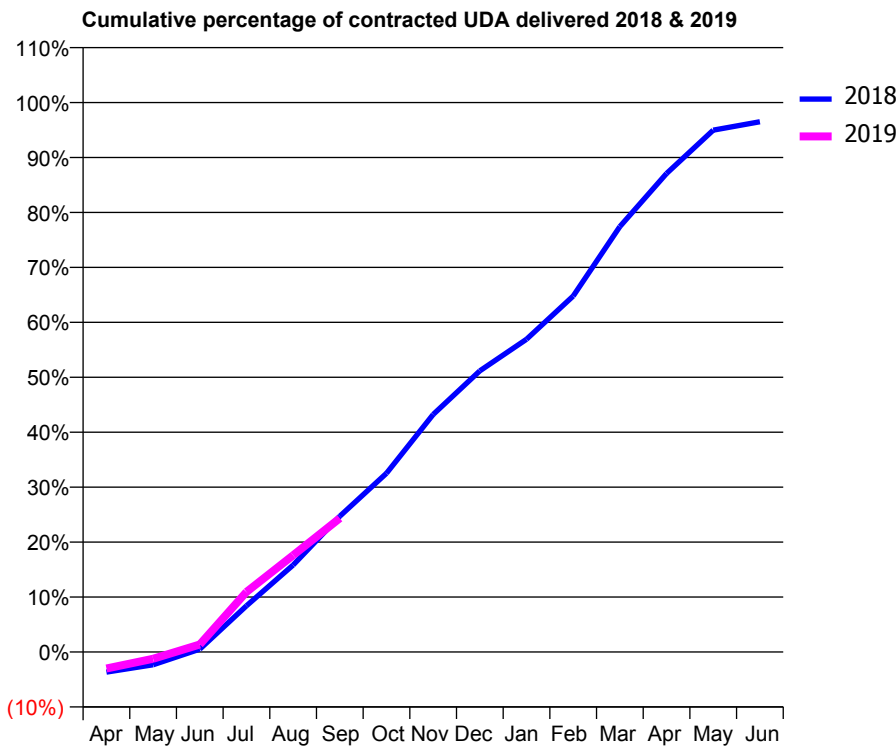
18/19 Contracted general activity (UDA)	11,004
Carry forward general activity (UDA)	386
18/19 Contracted orthodontic activity (UOA)	0
Carry forward orthodontic activity (UOA)	0
Baseline contract value	£334,379.13

ACCESS*

Patients seen in 24 months	Total	Change since previous quarter
Quarter ending September 2017	2,993	
Quarter ending December 2017	3,055	↑
Quarter ending March 2018	3,060	→
Quarter ending June 2018	3,139	↑
Quarter ending September 2018	3,178	→
Variance since September 2017	6.2%	↑



ACTIVITY



Month	Adjusted Scheduled Activity (UDA)	
	2018	2019
April	-404	-333
May	-259	-137
June	56	150
July	926	1,204
August	1,742	1,938
September	2,721	2,679
October	3,579	
November	4,756	
December	5,629	
January	6,264	
February	7,130	
March	8,519	
April	9,582	
May	10,451	
June	10,618	

QUALITY

	Quantity	Base Number	Contract	AT	Region	England
% of FP17s for the same patient ID Re-attending within 3 months - Children	71	557	12.7%	10.5%	11.5%	11.6%
% of FP17s for the same patient ID Re-attending within 3 months - Adults	316	1,364	23.2%	15.7%	16.5%	15.5%
% of FP17s for the same patient ID Re-attending between 3 & 9 months - Children	269	557	48.3%	44.8%	48.5%	58.8%
% of FP17s for the same patient ID Re-attending between 3 & 9 months - Adults	498	1,364	36.5%	37.0%	39.1%	51.1%
% of FP17s for Band 1 Urgent Courses	280	1,163	24.1%	10.9%	10.6%	9.0%
% of FP17s Relating to Free Repair or Replacements	3	1,163	0.3%	0.5%	0.5%	0.8%
% of FP17s Relating to Continuations	23	1,163	2.0%	0.7%	0.7%	0.9%
% of Patients satisfied with the dentistry they have received	2	2	N/A	90.7%	90.5%	93.3%
% of Patients satisfied with the time they had to wait for an appointment	2	2	N/A	82.5%	85.1%	88.9%

* This is based on patients treated on this contract for their most recent course of treatment. Figures in italics indicate the base number of FP17s or Patient Questionnaire responses are less than 100. N/A is shown where the base number of responses is less than 10 during the period. % is calculated as Quantity/Base number*100

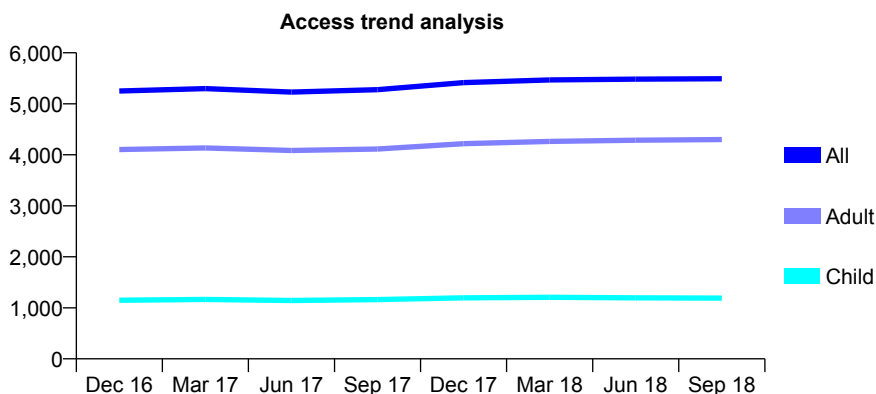
Q61 - Vital Signs At a Glance Contract Report for 338877/0001 - September 2018

Name or company name	MR MC MARCOU
Contract type name	GDS Contract
Purpose of contract	General
Contract start date	01/04/2006
Contract end date	

18/19 Contracted general activity (UDA)	15,124
Carry forward general activity (UDA)	-22
18/19 Contracted orthodontic activity (UOA)	0
Carry forward orthodontic activity (UOA)	0
Baseline contract value	£405,099.72

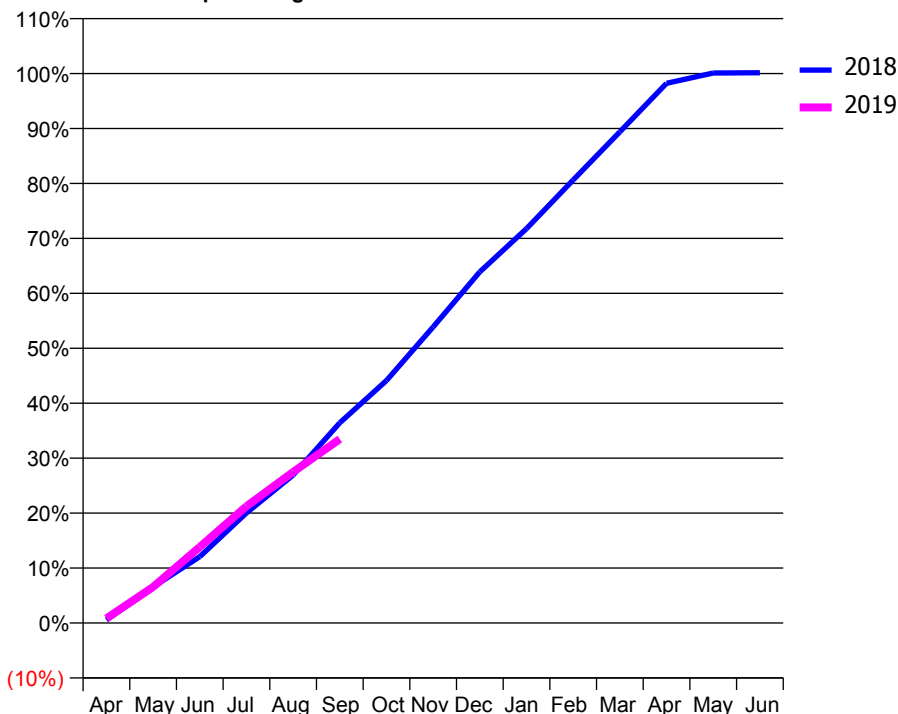
ACCESS*

Patients seen in 24 months	Total	Change since previous quarter
Quarter ending September 2017	5,278	
Quarter ending December 2017	5,415	↑
Quarter ending March 2018	5,469	→
Quarter ending June 2018	5,483	→
Quarter ending September 2018	5,492	→
Variance since September 2017	4.1%	↑



ACTIVITY

Cumulative percentage of contracted UDA delivered 2018 & 2019



Month	Adjusted Scheduled Activity (UDA)	
	2018	2019
April	83	126
May	992	991
June	1,825	2,095
July	3,028	3,213
August	4,072	4,158
September	5,510	5,062
October	6,674	
November	8,148	
December	9,665	
January	10,855	
February	12,194	
March	13,518	
April	14,857	
May	15,137	
June	15,146	

QUALITY

	Quantity	Base Number	Contract	AT	Region	England
% of FP17s for the same patient ID Re-attending within 3 months - Children	30	637	4.7%	10.5%	11.5%	11.6%
% of FP17s for the same patient ID Re-attending within 3 months - Adults	319	2,547	12.5%	15.7%	16.5%	15.5%
% of FP17s for the same patient ID Re-attending between 3 & 9 months - Children	326	637	51.2%	44.8%	48.5%	58.8%
% of FP17s for the same patient ID Re-attending between 3 & 9 months - Adults	1,224	2,547	48.1%	37.0%	39.1%	51.1%
% of FP17s for Band 1 Urgent Courses	239	2,315	10.3%	10.9%	10.6%	9.0%
% of FP17s Relating to Free Repair or Replacements	16	2,315	0.7%	0.5%	0.5%	0.8%
% of FP17s Relating to Continuations	2	2,315	0.1%	0.7%	0.7%	0.9%
% of Patients satisfied with the dentistry they have received	4	4	N/A	90.7%	90.5%	93.3%
% of Patients satisfied with the time they had to wait for an appointment	3	4	N/A	82.5%	85.1%	88.9%

* This is based on patients treated on this contract for their most recent course of treatment. Figures in italics indicate the base number of FP17s or Patient Questionnaire responses are less than 100. N/A is shown where the base number of responses is less than 10 during the period. % is calculated as Quantity/Base number*100

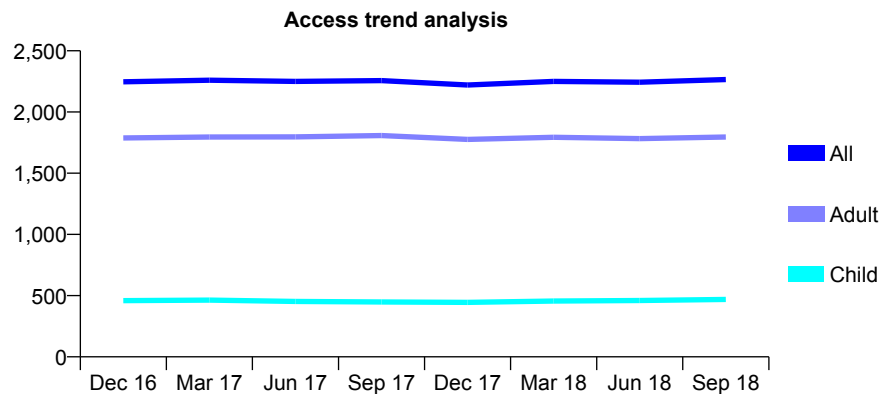
Q61 - Vital Signs At a Glance Contract Report for 339288/0001 - September 2018

Name or company name	MR SA HAMA SAIED
Contract type name	GDS Contract
Purpose of contract	General
Contract start date	01/04/2006
Contract end date	

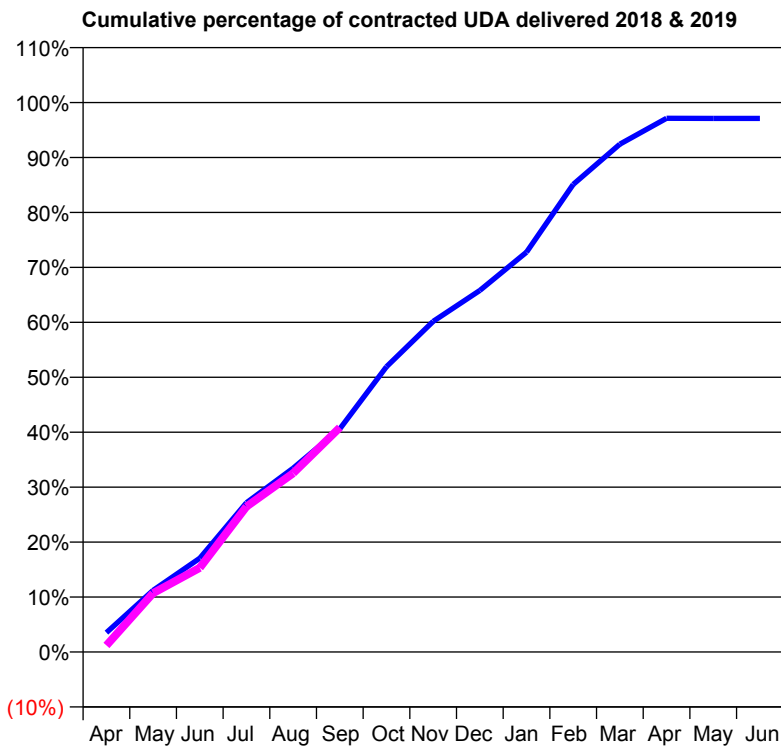
18/19 Contracted general activity (UDA)	8,013
Carry forward general activity (UDA)	232
18/19 Contracted orthodontic activity (UOA)	0
Carry forward orthodontic activity (UOA)	0
Baseline contract value	£238,886.67

ACCESS*

Patients seen in 24 months	Total	Change since previous quarter
Quarter ending September 2017	2,256	
Quarter ending December 2017	2,221	↓
Quarter ending March 2018	2,250	→
Quarter ending June 2018	2,243	→
Quarter ending September 2018	2,265	→
Variance since September 2017	0.4%	→



ACTIVITY



Month	Adjusted Scheduled Activity (UDA)	
	2018	2019
April	282	96
May	900	859
June	1,367	1,228
July	2,177	2,121
August	2,680	2,606
September	3,254	3,274
October	4,161	
November	4,821	
December	5,272	
January	5,830	
February	6,818	
March	7,406	
April	7,782	
May	7,781	
June	7,781	

QUALITY

	Quantity	Base Number	Contract	AT	Region	England
% of FP17s for the same patient ID Re-attending within 3 months - Children	11	297	3.7%	10.5%	11.5%	11.6%
% of FP17s for the same patient ID Re-attending within 3 months - Adults	163	1,094	14.9%	15.7%	16.5%	15.5%
% of FP17s for the same patient ID Re-attending between 3 & 9 months - Children	147	297	49.5%	44.8%	48.5%	58.8%
% of FP17s for the same patient ID Re-attending between 3 & 9 months - Adults	500	1,094	45.7%	37.0%	39.1%	51.1%
% of FP17s for Band 1 Urgent Courses	2	1,295	0.2%	10.9%	10.6%	9.0%
% of FP17s Relating to Free Repair or Replacements	0	1,295	0.0%	0.5%	0.5%	0.8%
% of FP17s Relating to Continuations	52	1,295	4.0%	0.7%	0.7%	0.9%
% of Patients satisfied with the dentistry they have received	1	1	N/A	90.7%	90.5%	93.3%
% of Patients satisfied with the time they had to wait for an appointment	1	1	N/A	82.5%	85.1%	88.9%

* This is based on patients treated on this contract for their most recent course of treatment. Figures in italics indicate the base number of FP17s or Patient Questionnaire responses are less than 100. N/A is shown where the base number of responses is less than 10 during the period. % is calculated as Quantity/Base number*100

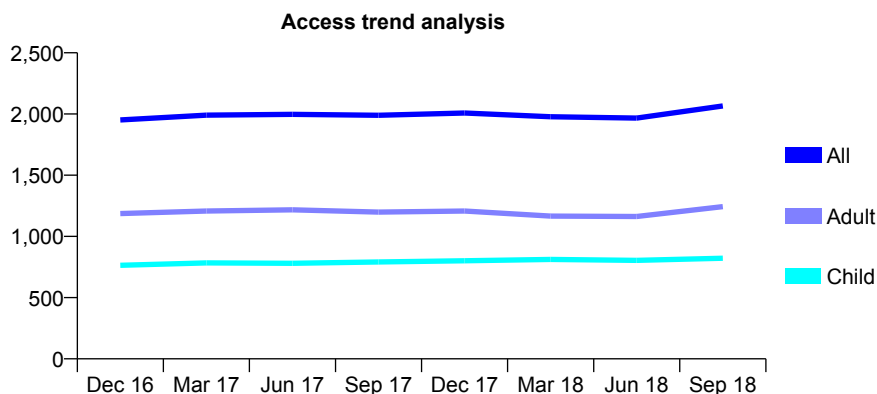
Q61 - Vital Signs At a Glance Contract Report for 339407/0001 - September 2018

Name or company name	MR H HAMBARCHIAN
Contract type name	GDS Contract
Purpose of contract	General
Contract start date	01/04/2006
Contract end date	

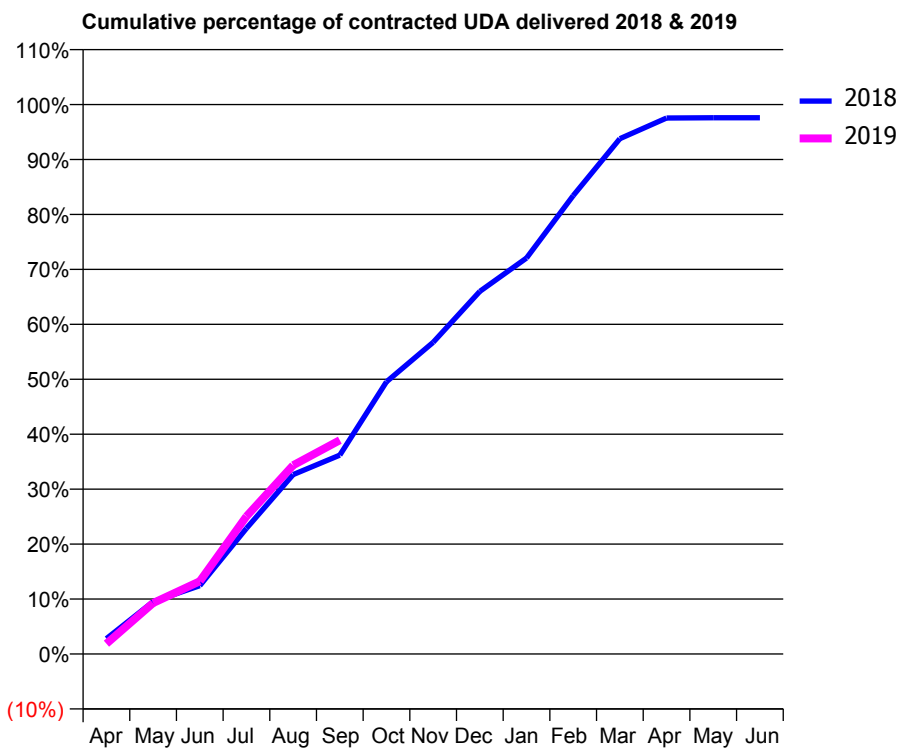
18/19 Contracted general activity (UDA)	10,663
Carry forward general activity (UDA)	258
18/19 Contracted orthodontic activity (UOA)	0
Carry forward orthodontic activity (UOA)	0
Baseline contract value	£347,339.04

ACCESS*

Patients seen in 24 months	Total	Change since previous quarter
Quarter ending September 2017	1,990	
Quarter ending December 2017	2,008	→
Quarter ending March 2018	1,978	↓
Quarter ending June 2018	1,967	→
Quarter ending September 2018	2,066	↑
Variance since September 2017	3.8%	↑



ACTIVITY



Month	Adjusted Scheduled Activity (UDA)	
	2018	2019
April	298	201
May	1,015	989
June	1,326	1,410
July	2,439	2,673
August	3,480	3,664
September	3,859	4,149
October	5,282	
November	6,048	
December	7,037	
January	7,684	
February	8,895	
March	9,999	
April	10,402	
May	10,405	
June	10,405	

QUALITY

	Quantity	Base Number	Contract	AT	Region	England
% of FP17s for the same patient ID Re-attending within 3 months - Children	27	579	4.7%	10.5%	11.5%	11.6%
% of FP17s for the same patient ID Re-attending within 3 months - Adults	78	843	9.3%	15.7%	16.5%	15.5%
% of FP17s for the same patient ID Re-attending between 3 & 9 months - Children	362	579	62.5%	44.8%	48.5%	58.8%
% of FP17s for the same patient ID Re-attending between 3 & 9 months - Adults	492	843	58.4%	37.0%	39.1%	51.1%
% of FP17s for Band 1 Urgent Courses	23	1,318	1.7%	10.9%	10.6%	9.0%
% of FP17s Relating to Free Repair or Replacements	0	1,318	0.0%	0.5%	0.5%	0.8%
% of FP17s Relating to Continuations	1	1,318	0.1%	0.7%	0.7%	0.9%
% of Patients satisfied with the dentistry they have received	0	0	N/A	90.7%	90.5%	93.3%
% of Patients satisfied with the time they had to wait for an appointment	0	0	N/A	82.5%	85.1%	88.9%

* This is based on patients treated on this contract for their most recent course of treatment. Figures in italics indicate the base number of FP17s or Patient Questionnaire responses are less than 100. N/A is shown where the base number of responses is less than 10 during the period. % is calculated as Quantity/Base number*100

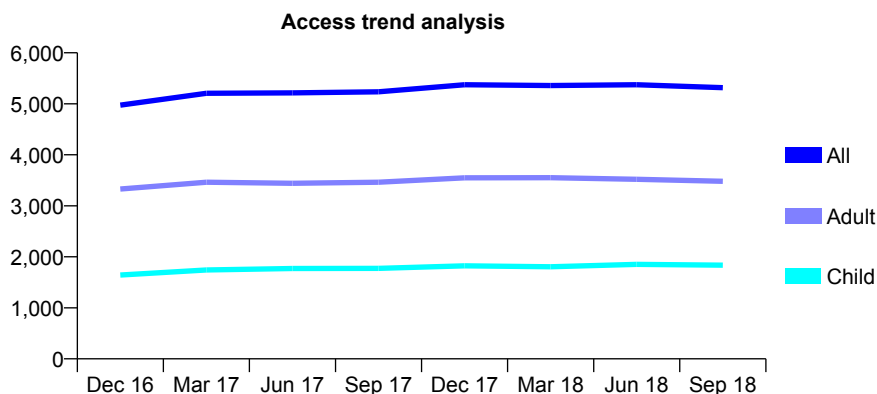
Q61 - Vital Signs At a Glance Contract Report for 340561/0001 - September 2018

Name or company name	MR S RAJAYOGAN
Contract type name	GDS Contract
Purpose of contract	General
Contract start date	01/04/2006
Contract end date	

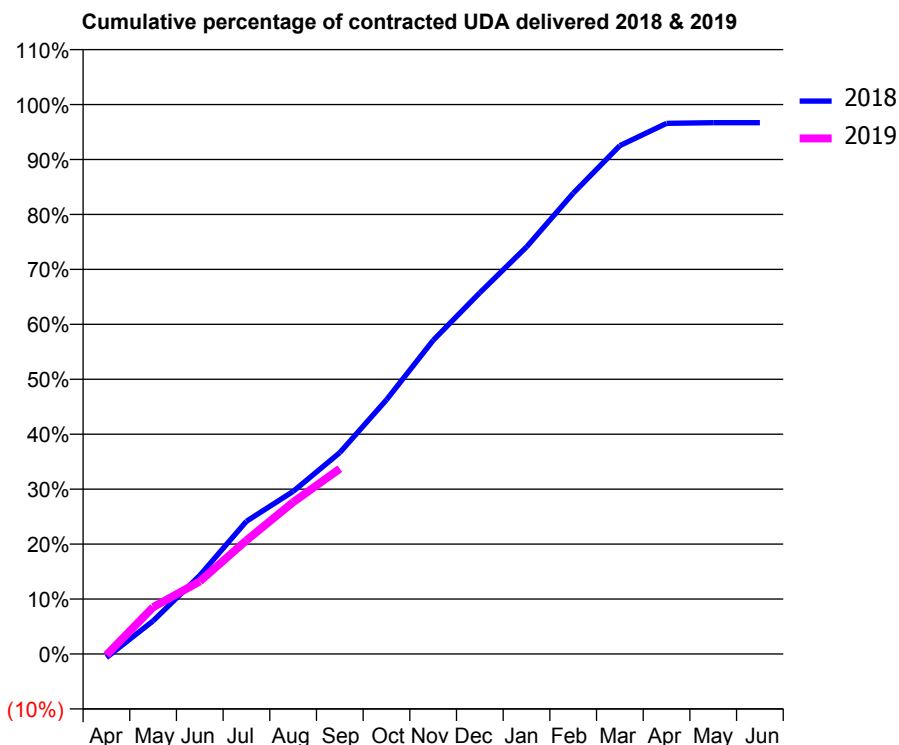
18/19 Contracted general activity (UDA)	13,563
Carry forward general activity (UDA)	449
18/19 Contracted orthodontic activity (UOA)	0
Carry forward orthodontic activity (UOA)	0
Baseline contract value	£380,532.19

ACCESS*

Patients seen in 24 months	Total	Change since previous quarter
Quarter ending September 2017	5,236	
Quarter ending December 2017	5,373	↑
Quarter ending March 2018	5,358	→
Quarter ending June 2018	5,373	→
Quarter ending September 2018	5,317	↓
Variance since September 2017	1.5%	→



ACTIVITY



Month	Adjusted Scheduled Activity (UDA)	
	2018	2019
April	-91	-29
May	817	1,157
June	1,941	1,791
July	3,276	2,806
August	4,013	3,746
September	4,971	4,575
October	6,275	
November	7,742	
December	8,918	
January	10,048	
February	11,372	
March	12,547	
April	13,097	
May	13,114	
June	13,114	

QUALITY

	Quantity	Base Number	Contract	AT	Region	England
% of FP17s for the same patient ID Re-attending within 3 months - Children	42	824	5.1%	10.5%	11.5%	11.6%
% of FP17s for the same patient ID Re-attending within 3 months - Adults	77	1,247	6.2%	15.7%	16.5%	15.5%
% of FP17s for the same patient ID Re-attending between 3 & 9 months - Children	259	824	31.4%	44.8%	48.5%	58.8%
% of FP17s for the same patient ID Re-attending between 3 & 9 months - Adults	357	1,247	28.6%	37.0%	39.1%	51.1%
% of FP17s for Band 1 Urgent Courses	129	1,907	6.8%	10.9%	10.6%	9.0%
% of FP17s Relating to Free Repair or Replacements	0	1,907	0.0%	0.5%	0.5%	0.8%
% of FP17s Relating to Continuations	1	1,907	0.1%	0.7%	0.7%	0.9%
% of Patients satisfied with the dentistry they have received	0	0	N/A	90.7%	90.5%	93.3%
% of Patients satisfied with the time they had to wait for an appointment	0	0	N/A	82.5%	85.1%	88.9%

* This is based on patients treated on this contract for their most recent course of treatment. Figures in italics indicate the base number of FP17s or Patient Questionnaire responses are less than 100. N/A is shown where the base number of responses is less than 10 during the period. % is calculated as Quantity/Base number*100

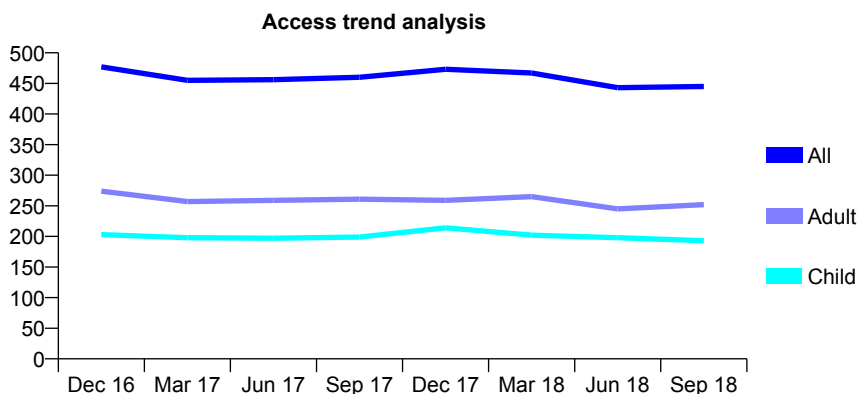
Q61 - Vital Signs At a Glance Contract Report for 341320/0001 - September 2018

Name or company name	MR HS JOSHI
Contract type name	GDS Contract
Purpose of contract	General
Contract start date	01/04/2006
Contract end date	

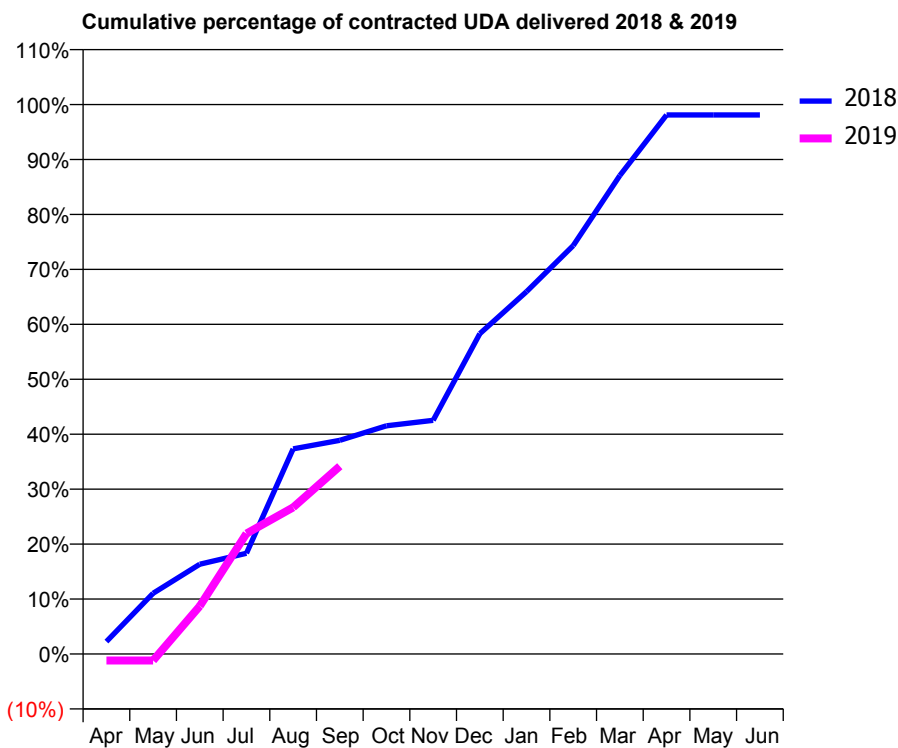
18/19 Contracted general activity (UDA)	1,646
Carry forward general activity (UDA)	31
18/19 Contracted orthodontic activity (UOA)	0
Carry forward orthodontic activity (UOA)	0
Baseline contract value	£82,670.82

ACCESS*

Patients seen in 24 months	Total	Change since previous quarter
Quarter ending September 2017	460	
Quarter ending December 2017	473	↑
Quarter ending March 2018	467	↓
Quarter ending June 2018	443	↓
Quarter ending September 2018	445	→
Variance since September 2017	(3.3%)	↓



ACTIVITY



Month	Adjusted Scheduled Activity (UDA)	
	2018	2019
April	37	-20
May	182	-20
June	269	144
July	302	361
August	615	439
September	640	563
October	684	
November	700	
December	960	
January	1,086	
February	1,223	
March	1,433	
April	1,615	
May	1,615	
June	1,615	

QUALITY

	Quantity	Base Number	Contract	AT	Region	England
% of FP17s for the same patient ID Re-attending within 3 months - Children	13	116	11.2%	10.5%	11.5%	11.6%
% of FP17s for the same patient ID Re-attending within 3 months - Adults	28	132	21.2%	15.7%	16.5%	15.5%
% of FP17s for the same patient ID Re-attending between 3 & 9 months - Children	67	116	57.8%	44.8%	48.5%	58.8%
% of FP17s for the same patient ID Re-attending between 3 & 9 months - Adults	47	132	35.6%	37.0%	39.1%	51.1%
% of FP17s for Band 1 Urgent Courses	8	195	4.1%	10.9%	10.6%	9.0%
% of FP17s Relating to Free Repair or Replacements	0	195	0.0%	0.5%	0.5%	0.8%
% of FP17s Relating to Continuations	0	195	0.0%	0.7%	0.7%	0.9%
% of Patients satisfied with the dentistry they have received	0	0	N/A	90.7%	90.5%	93.3%
% of Patients satisfied with the time they had to wait for an appointment	0	0	N/A	82.5%	85.1%	88.9%

* This is based on patients treated on this contract for their most recent course of treatment. Figures in italics indicate the base number of FP17s or Patient Questionnaire responses are less than 100. N/A is shown where the base number of responses is less than 10 during the period. % is calculated as Quantity/Base number*100

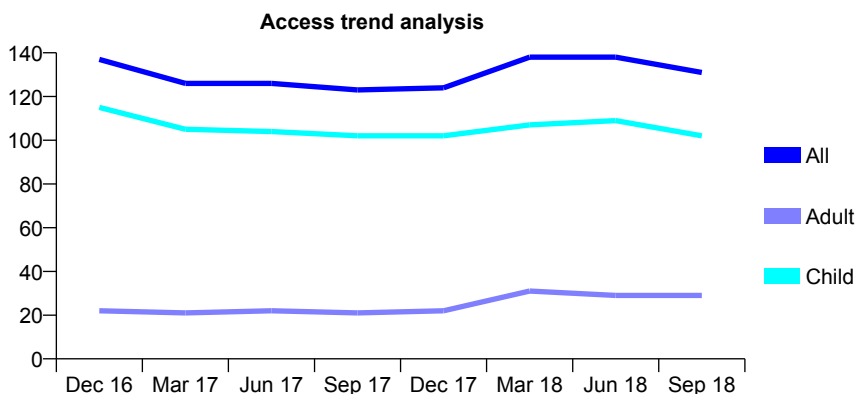
Q61 - Vital Signs At a Glance Contract Report for 342858/0002 - September 2018

Name or company name	MRS B SALEK-HADDADI
Contract type name	GDS Contract
Purpose of contract	General
Contract start date	01/04/2006
Contract end date	

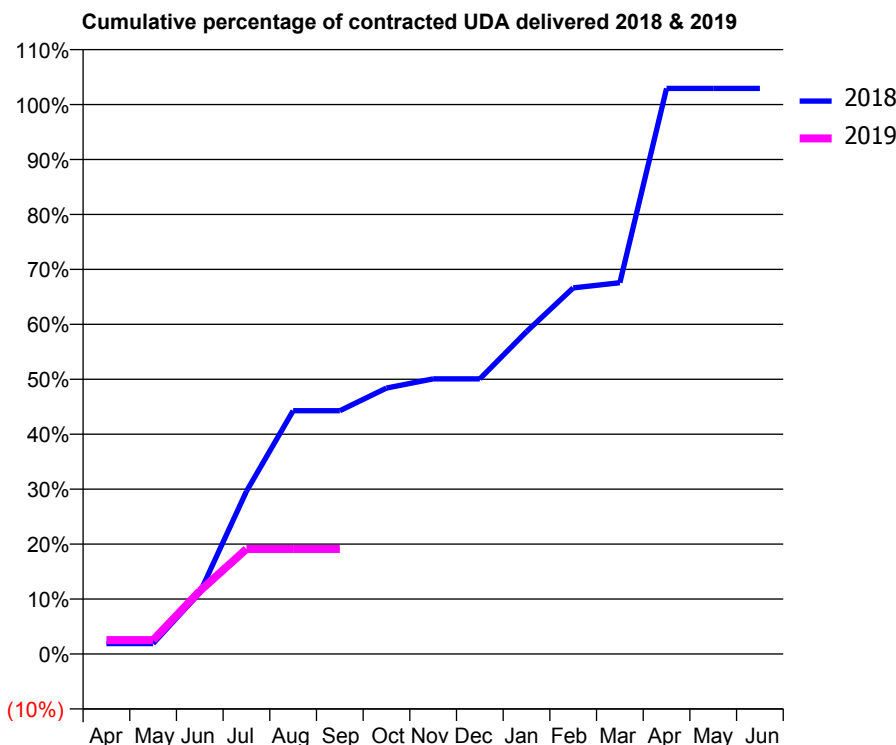
18/19 Contracted general activity (UDA)	314
Carry forward general activity (UDA)	-6
18/19 Contracted orthodontic activity (UOA)	0
Carry forward orthodontic activity (UOA)	0
Baseline contract value	£12,729.01

ACCESS*

Patients seen in 24 months	Total	Change since previous quarter
Quarter ending September 2017	123	
Quarter ending December 2017	124	→
Quarter ending March 2018	138	↑
Quarter ending June 2018	138	→
Quarter ending September 2018	131	↓
Variance since September 2017	6.5%	↑



ACTIVITY



Month	Adjusted Scheduled Activity (UDA)	
	2018	2019
April	6	8
May	6	8
June	35	36
July	93	60
August	139	60
September	139	60
October	152	
November	157	
December	157	
January	184	
February	209	
March	212	
April	323	
May	323	
June	323	

QUALITY

	Quantity	Base Number	Contract	AT	Region	England
% of FP17s for the same patient ID Re-attending within 3 months - Children	2	61	3.3%	10.5%	11.5%	11.6%
% of FP17s for the same patient ID Re-attending within 3 months - Adults	1	16	6.3%	15.7%	16.5%	15.5%
% of FP17s for the same patient ID Re-attending between 3 & 9 months - Children	23	61	37.7%	44.8%	48.5%	58.8%
% of FP17s for the same patient ID Re-attending between 3 & 9 months - Adults	6	16	37.5%	37.0%	39.1%	51.1%
% of FP17s for Band 1 Urgent Courses	0	34	0.0%	10.9%	10.6%	9.0%
% of FP17s Relating to Free Repair or Replacements	0	34	0.0%	0.5%	0.5%	0.8%
% of FP17s Relating to Continuations	0	34	0.0%	0.7%	0.7%	0.9%
% of Patients satisfied with the dentistry they have received	0	0	N/A	90.7%	90.5%	93.3%
% of Patients satisfied with the time they had to wait for an appointment	0	0	N/A	82.5%	85.1%	88.9%

* This is based on patients treated on this contract for their most recent course of treatment. Figures in italics indicate the base number of FP17s or Patient Questionnaire responses are less than 100. N/A is shown where the base number of responses is less than 10 during the period. % is calculated as Quantity/Base number*100

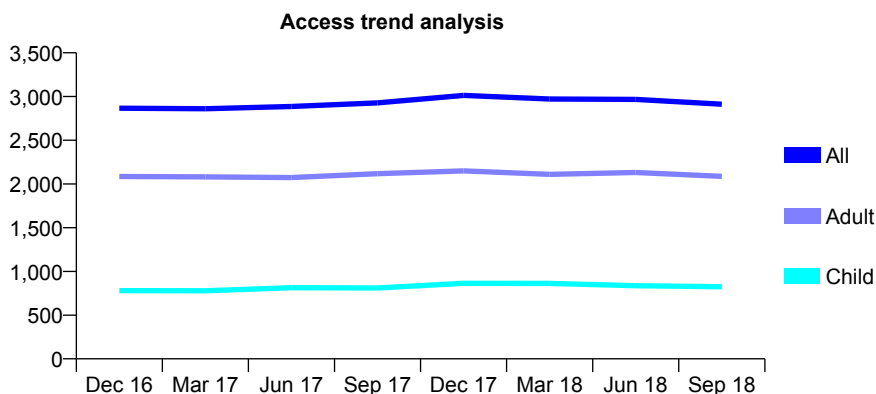
Q61 - Vital Signs At a Glance Contract Report for 343587/0001 - September 2018

Name or company name	MR F AMINI
Contract type name	GDS Contract
Purpose of contract	General
Contract start date	01/04/2006
Contract end date	

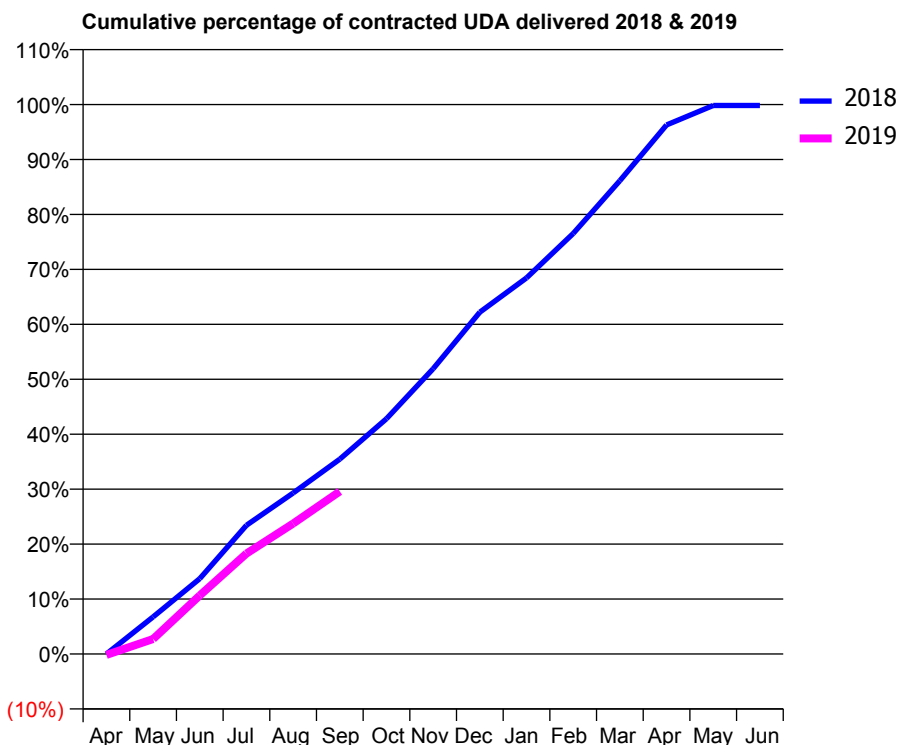
18/19 Contracted general activity (UDA)	10,546
Carry forward general activity (UDA)	18
18/19 Contracted orthodontic activity (UOA)	0
Carry forward orthodontic activity (UOA)	0
Baseline contract value	£311,402.89

ACCESS*

Patients seen in 24 months	Total	Change since previous quarter
Quarter ending September 2017	2,927	
Quarter ending December 2017	3,013	↑
Quarter ending March 2018	2,972	↓
Quarter ending June 2018	2,967	→
Quarter ending September 2018	2,912	↓
Variance since September 2017	(0.5%)	→



ACTIVITY



Month	Adjusted Scheduled Activity (UDA)	
	2018	2019
April	0	-18
May	713	288
June	1,447	1,126
July	2,472	1,927
August	3,090	2,504
September	3,741	3,122
October	4,516	
November	5,476	
December	6,561	
January	7,217	
February	8,071	
March	9,083	
April	10,153	
May	10,528	
June	10,528	

QUALITY

	Quantity	Base Number	Contract	AT	Region	England
% of FP17s for the same patient ID Re-attending within 3 months - Children	33	372	8.9%	10.5%	11.5%	11.6%
% of FP17s for the same patient ID Re-attending within 3 months - Adults	277	1,110	25.0%	15.7%	16.5%	15.5%
% of FP17s for the same patient ID Re-attending between 3 & 9 months - Children	142	372	38.2%	44.8%	48.5%	58.8%
% of FP17s for the same patient ID Re-attending between 3 & 9 months - Adults	283	1,110	25.5%	37.0%	39.1%	51.1%
% of FP17s for Band 1 Urgent Courses	271	1,165	23.3%	10.9%	10.6%	9.0%
% of FP17s Relating to Free Repair or Replacements	0	1,165	0.0%	0.5%	0.5%	0.8%
% of FP17s Relating to Continuations	9	1,165	0.8%	0.7%	0.7%	0.9%
% of Patients satisfied with the dentistry they have received	2	2	N/A	90.7%	90.5%	93.3%
% of Patients satisfied with the time they had to wait for an appointment	2	2	N/A	82.5%	85.1%	88.9%

* This is based on patients treated on this contract for their most recent course of treatment. Figures in italics indicate the base number of FP17s or Patient Questionnaire responses are less than 100. N/A is shown where the base number of responses is less than 10 during the period. % is calculated as Quantity/Base number*100

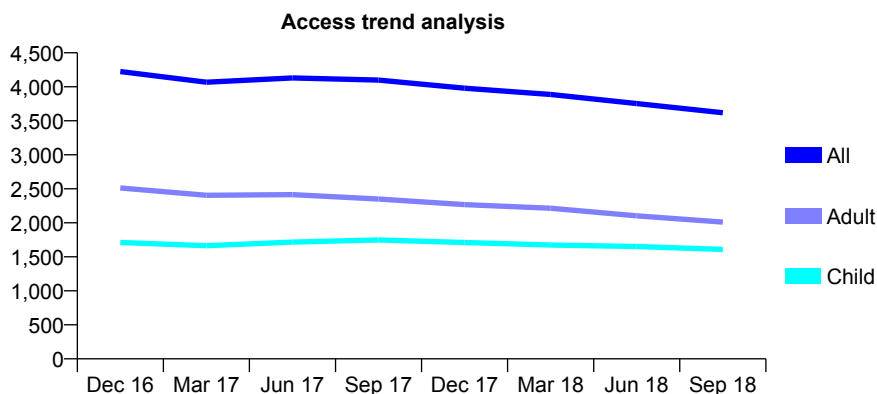
Q61 - Vital Signs At a Glance Contract Report for 344516/0001 - September 2018

Name or company name	MS MK MORADI
Contract type name	GDS Contract
Purpose of contract	General
Contract start date	01/04/2006
Contract end date	

18/19 Contracted general activity (UDA)	11,486
Carry forward general activity (UDA)	0
18/19 Contracted orthodontic activity (UOA)	0
Carry forward orthodontic activity (UOA)	0
Baseline contract value	£336,651.42

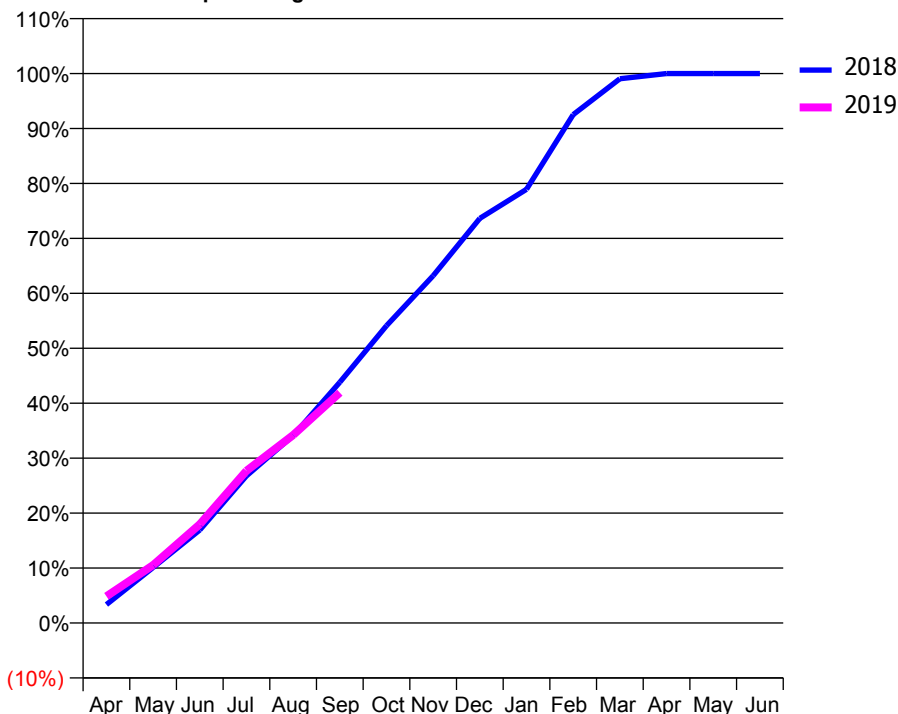
ACCESS*

Patients seen in 24 months	Total	Change since previous quarter
Quarter ending September 2017	4,099	
Quarter ending December 2017	3,979	↓
Quarter ending March 2018	3,888	↓
Quarter ending June 2018	3,753	↓
Quarter ending September 2018	3,619	↓
Variance since September 2017	(11.7%)	↓



ACTIVITY

Cumulative percentage of contracted UDA delivered 2018 & 2019



Adjusted Scheduled Activity (UDA)		
Month	2018	2019
April	386	558
May	1,161	1,212
June	1,943	2,064
July	3,076	3,181
August	3,918	3,929
September	5,031	4,816
October	6,214	
November	7,259	
December	8,457	
January	9,064	
February	10,626	
March	11,375	
April	11,486	
May	11,486	
June	11,486	

QUALITY

	Quantity	Base Number	Contract	AT	Region	England
% of FP17s for the same patient ID Re-attending within 3 months - Children	67	967	6.9%	10.5%	11.5%	11.6%
% of FP17s for the same patient ID Re-attending within 3 months - Adults	73	891	8.2%	15.7%	16.5%	15.5%
% of FP17s for the same patient ID Re-attending between 3 & 9 months - Children	417	967	43.1%	44.8%	48.5%	58.8%
% of FP17s for the same patient ID Re-attending between 3 & 9 months - Adults	347	891	38.9%	37.0%	39.1%	51.1%
% of FP17s for Band 1 Urgent Courses	95	1,821	5.2%	10.9%	10.6%	9.0%
% of FP17s Relating to Free Repair or Replacements	6	1,821	0.3%	0.5%	0.5%	0.8%
% of FP17s Relating to Continuations	0	1,821	0.0%	0.7%	0.7%	0.9%
% of Patients satisfied with the dentistry they have received	0	0	N/A	90.7%	90.5%	93.3%
% of Patients satisfied with the time they had to wait for an appointment	0	0	N/A	82.5%	85.1%	88.9%

* This is based on patients treated on this contract for their most recent course of treatment. Figures in italics indicate the base number of FP17s or Patient Questionnaire responses are less than 100. N/A is shown where the base number of responses is less than 10 during the period. % is calculated as Quantity/Base number*100

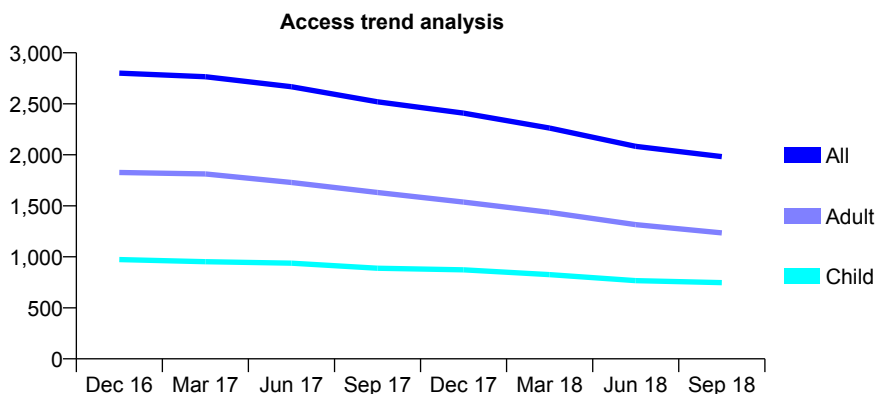
Q61 - Vital Signs At a Glance Contract Report for 345725/0002 - September 2018

Name or company name	DR OO AJANAKU
Contract type name	Pilot Contract
Purpose of contract	General
Contract start date	05/04/2006
Contract end date	

18/19 Contracted general activity (UDA)	6,509
Carry forward general activity (UDA)	0
18/19 Contracted orthodontic activity (UOA)	0
Carry forward orthodontic activity (UOA)	0
Baseline contract value	£175,979.50

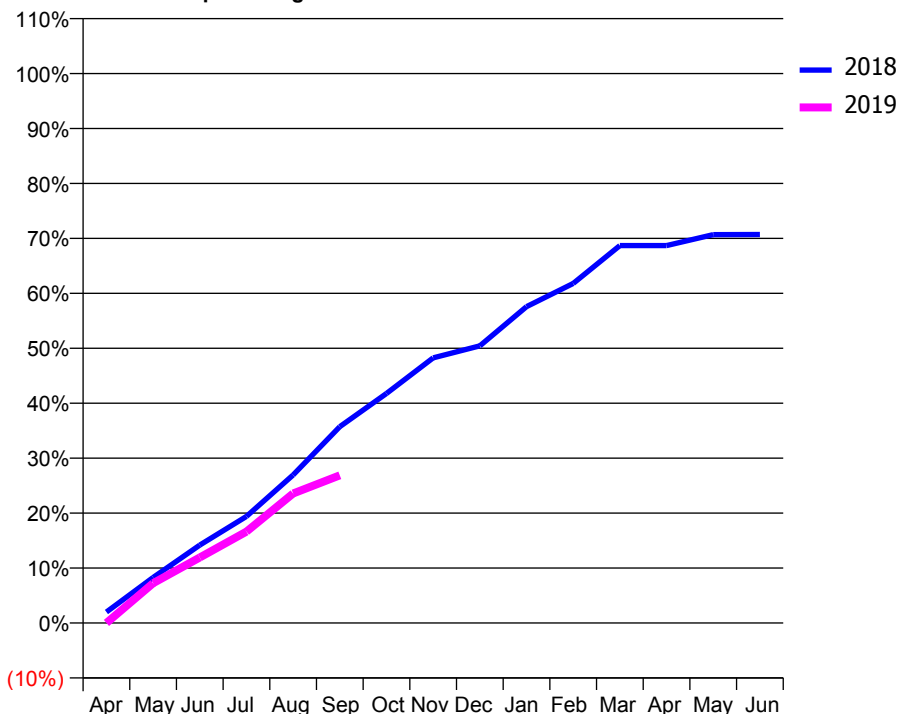
ACCESS*

Patients seen in 24 months	Total	Change since previous quarter
Quarter ending September 2017	2,519	
Quarter ending December 2017	2,409	↓
Quarter ending March 2018	2,262	↓
Quarter ending June 2018	2,083	↓
Quarter ending September 2018	1,982	↓
Variance since September 2017	(21.3%)	↓



ACTIVITY

Cumulative percentage of contracted UDA delivered 2018 & 2019



Adjusted Scheduled Activity (UDA)		
Month	2018	2019
April	130	0
May	540	472
June	923	777
July	1,262	1,083
August	1,754	1,535
September	2,325	1,750
October	2,718	
November	3,141	
December	3,283	
January	3,748	
February	4,023	
March	4,471	
April	4,471	
May	4,600	
June	4,602	

QUALITY

	Quantity	Base Number	Contract	AT	Region	England
% of FP17s for the same patient ID Re-attending within 3 months - Children	22	380	5.8%	10.5%	11.5%	11.6%
% of FP17s for the same patient ID Re-attending within 3 months - Adults	89	508	17.5%	15.7%	16.5%	15.5%
% of FP17s for the same patient ID Re-attending between 3 & 9 months - Children	164	380	43.2%	44.8%	48.5%	58.8%
% of FP17s for the same patient ID Re-attending between 3 & 9 months - Adults	123	508	24.2%	37.0%	39.1%	51.1%
% of FP17s for Band 1 Urgent Courses	18	820	2.2%	10.9%	10.6%	9.0%
% of FP17s Relating to Free Repair or Replacements	11	820	1.3%	0.5%	0.5%	0.8%
% of FP17s Relating to Continuations	6	820	0.7%	0.7%	0.7%	0.9%
% of Patients satisfied with the dentistry they have received	0	0	N/A	90.7%	90.5%	93.3%
% of Patients satisfied with the time they had to wait for an appointment	0	0	N/A	82.5%	85.1%	88.9%

* This is based on patients treated on this contract for their most recent course of treatment. Figures in italics indicate the base number of FP17s or Patient Questionnaire responses are less than 100. N/A is shown where the base number of responses is less than 10 during the period. % is calculated as Quantity/Base number*100

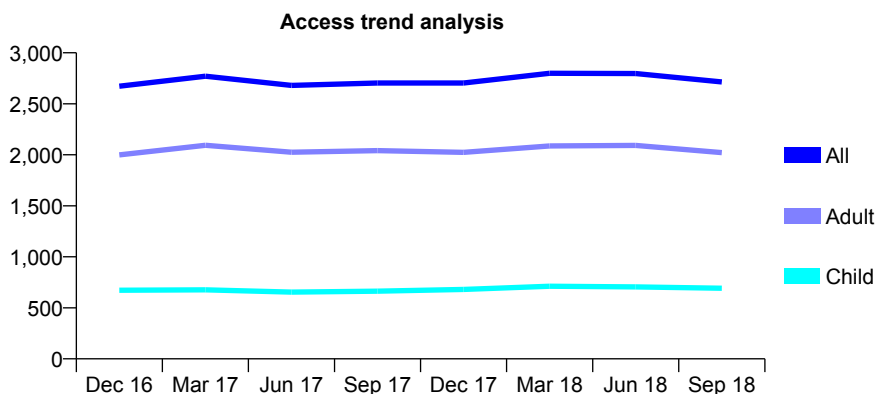
Q61 - Vital Signs At a Glance Contract Report for 347477/0001 - September 2018

Name or company name	MRS B CROWTHER
Contract type name	GDS Contract
Purpose of contract	General
Contract start date	01/04/2008
Contract end date	

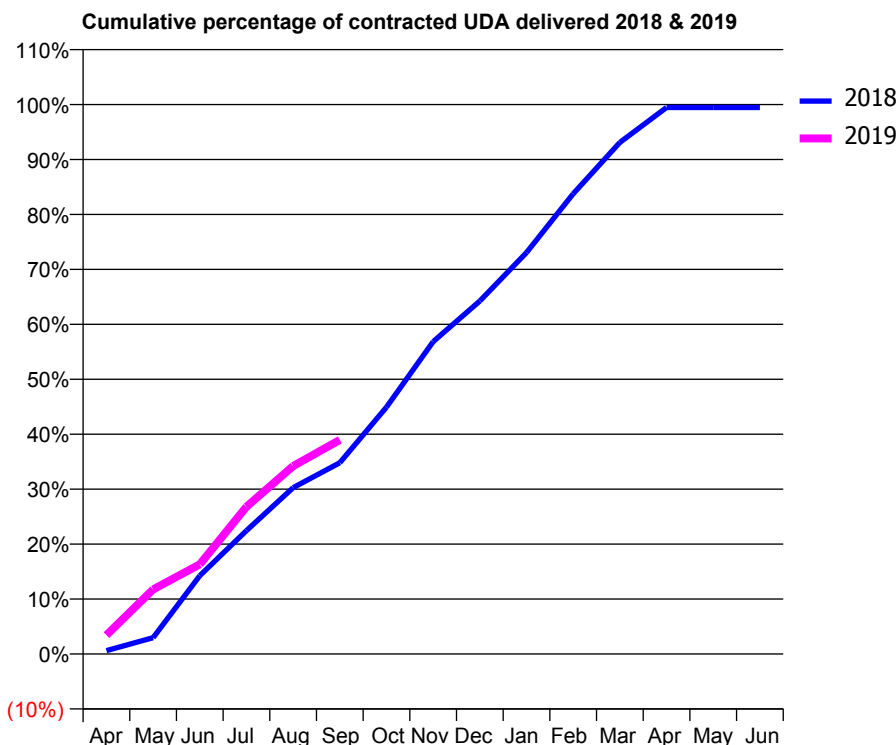
18/19 Contracted general activity (UDA)	7,747
Carry forward general activity (UDA)	43
18/19 Contracted orthodontic activity (UOA)	0
Carry forward orthodontic activity (UOA)	0
Baseline contract value	£240,458.54

ACCESS*

Patients seen in 24 months	Total	Change since previous quarter
Quarter ending September 2017	2,704	
Quarter ending December 2017	2,704	→
Quarter ending March 2018	2,799	↑
Quarter ending June 2018	2,797	→
Quarter ending September 2018	2,714	↓
Variance since September 2017	0.4%	→



ACTIVITY



Month	Adjusted Scheduled Activity (UDA)	
	2018	2019
April	48	266
May	231	911
June	1,105	1,264
July	1,739	2,077
August	2,345	2,651
September	2,696	3,018
October	3,481	
November	4,405	
December	4,977	
January	5,660	
February	6,489	
March	7,213	
April	7,705	
May	7,704	
June	7,704	

QUALITY

	Quantity	Base Number	Contract	AT	Region	England
% of FP17s for the same patient ID Re-attending within 3 months - Children	54	333	16.2%	10.5%	11.5%	11.6%
% of FP17s for the same patient ID Re-attending within 3 months - Adults	214	921	23.2%	15.7%	16.5%	15.5%
% of FP17s for the same patient ID Re-attending between 3 & 9 months - Children	74	333	22.2%	44.8%	48.5%	58.8%
% of FP17s for the same patient ID Re-attending between 3 & 9 months - Adults	157	921	17.0%	37.0%	39.1%	51.1%
% of FP17s for Band 1 Urgent Courses	324	1,130	28.7%	10.9%	10.6%	9.0%
% of FP17s Relating to Free Repair or Replacements	0	1,130	0.0%	0.5%	0.5%	0.8%
% of FP17s Relating to Continuations	3	1,130	0.3%	0.7%	0.7%	0.9%
% of Patients satisfied with the dentistry they have received	1	1	N/A	90.7%	90.5%	93.3%
% of Patients satisfied with the time they had to wait for an appointment	1	1	N/A	82.5%	85.1%	88.9%

* This is based on patients treated on this contract for their most recent course of treatment. Figures in italics indicate the base number of FP17s or Patient Questionnaire responses are less than 100. N/A is shown where the base number of responses is less than 10 during the period. % is calculated as Quantity/Base number*100

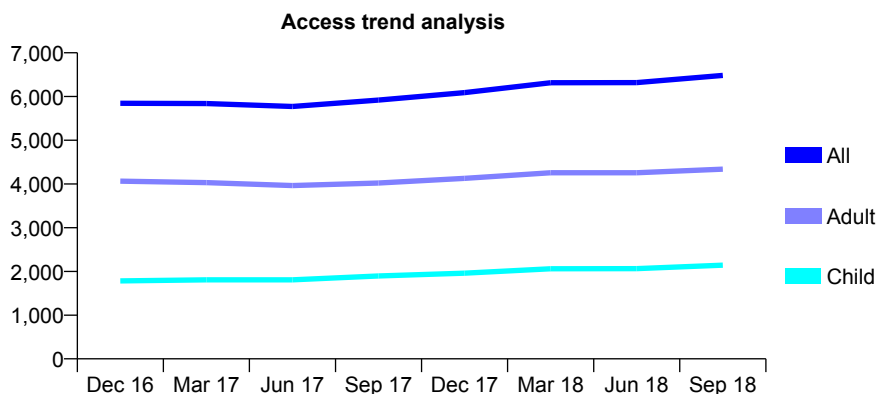
Q61 - Vital Signs At a Glance Contract Report for 353302/0002 - September 2018

Name or company name	MRS A BROGAN
Contract type name	GDS Contract
Purpose of contract	General
Contract start date	01/02/2007
Contract end date	

18/19 Contracted general activity (UDA)	15,436
Carry forward general activity (UDA)	-309
18/19 Contracted orthodontic activity (UOA)	0
Carry forward orthodontic activity (UOA)	0
Baseline contract value	£330,385.67

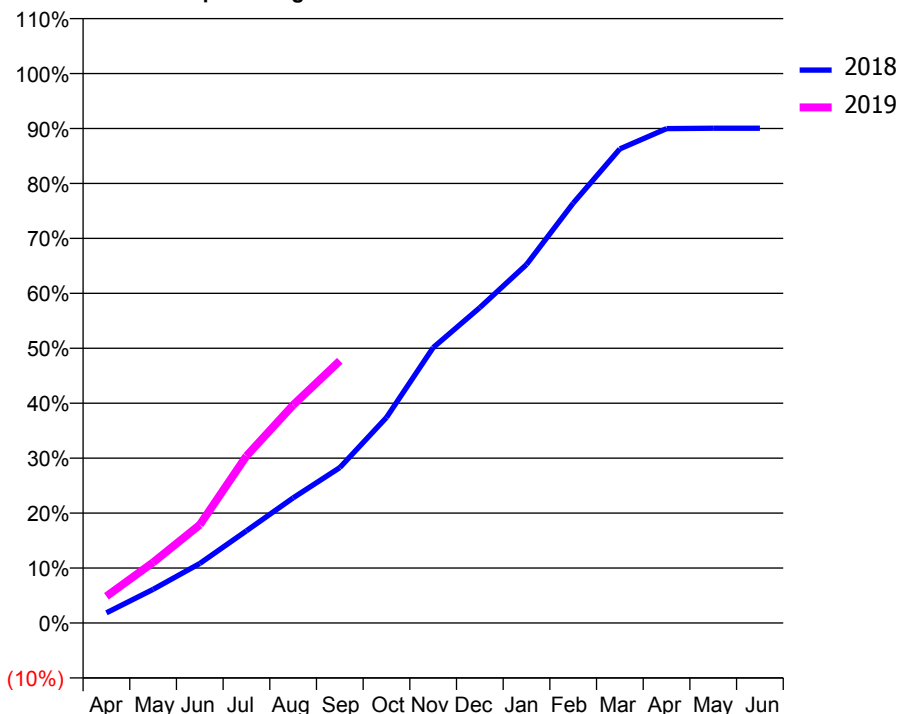
ACCESS*

Patients seen in 24 months	Total	Change since previous quarter
Quarter ending September 2017	5,919	
Quarter ending December 2017	6,089	↑
Quarter ending March 2018	6,316	↑
Quarter ending June 2018	6,319	→
Quarter ending September 2018	6,483	↑
Variance since September 2017	9.5%	↑



ACTIVITY

Cumulative percentage of contracted UDA delivered 2018 & 2019



Month	Adjusted Scheduled Activity (UDA)	
	2018	2019
April	287	751
May	944	1,704
June	1,671	2,758
July	2,590	4,692
August	3,514	6,121
September	4,365	7,366
October	5,773	
November	7,738	
December	8,860	
January	10,072	
February	11,793	
March	13,318	
April	13,889	
May	13,899	
June	13,899	

QUALITY

	Quantity	Base Number	Contract	AT	Region	England
% of FP17s for the same patient ID Re-attending within 3 months - Children	92	1,521	6.0%	10.5%	11.5%	11.6%
% of FP17s for the same patient ID Re-attending within 3 months - Adults	251	2,324	10.8%	15.7%	16.5%	15.5%
% of FP17s for the same patient ID Re-attending between 3 & 9 months - Children	774	1,521	50.9%	44.8%	48.5%	58.8%
% of FP17s for the same patient ID Re-attending between 3 & 9 months - Adults	952	2,324	41.0%	37.0%	39.1%	51.1%
% of FP17s for Band 1 Urgent Courses	320	3,576	8.9%	10.9%	10.6%	9.0%
% of FP17s Relating to Free Repair or Replacements	18	3,576	0.5%	0.5%	0.5%	0.8%
% of FP17s Relating to Continuations	9	3,576	0.3%	0.7%	0.7%	0.9%
% of Patients satisfied with the dentistry they have received	1	1	N/A	90.7%	90.5%	93.3%
% of Patients satisfied with the time they had to wait for an appointment	0	1	N/A	82.5%	85.1%	88.9%

* This is based on patients treated on this contract for their most recent course of treatment. Figures in italics indicate the base number of FP17s or Patient Questionnaire responses are less than 100. N/A is shown where the base number of responses is less than 10 during the period. % is calculated as Quantity/Base number*100

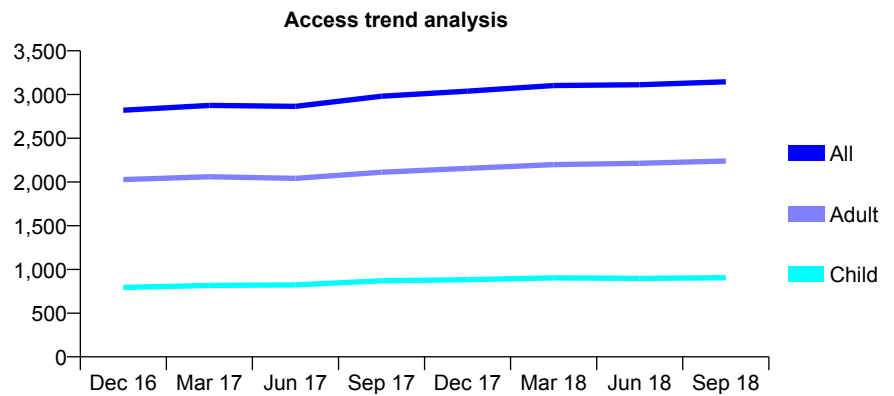
Q61 - Vital Signs At a Glance Contract Report for 353302/0003 - September 2018

Name or company name	MRS A BROGAN
Contract type name	GDS Contract
Purpose of contract	General
Contract start date	09/06/2008
Contract end date	

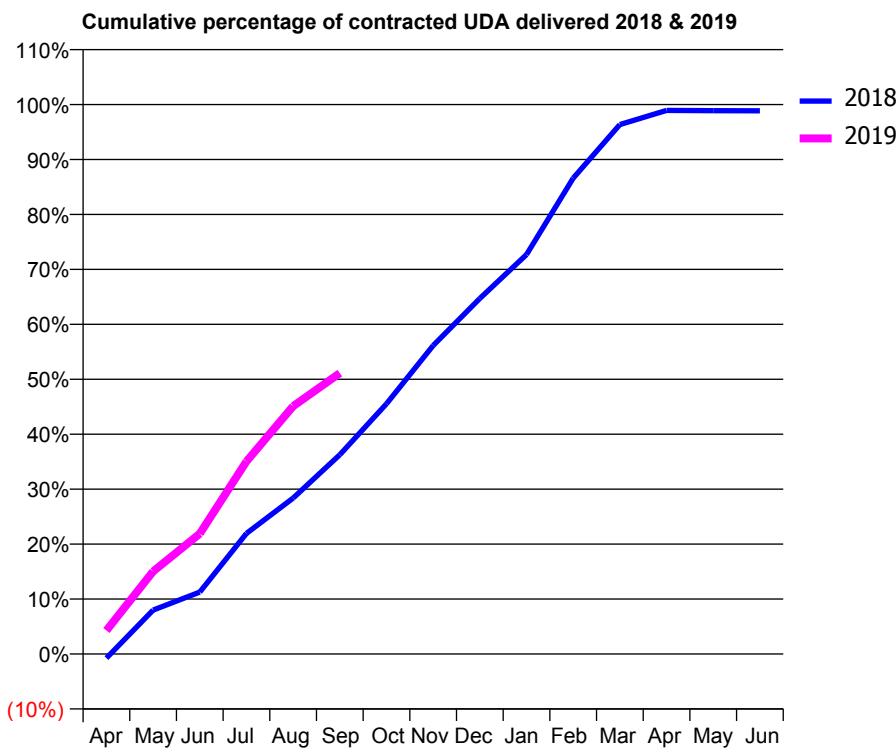
18/19 Contracted general activity (UDA)	10,063
Carry forward general activity (UDA)	116
18/19 Contracted orthodontic activity (UOA)	0
Carry forward orthodontic activity (UOA)	0
Baseline contract value	£318,549.10

ACCESS*

Patients seen in 24 months	Total	Change since previous quarter
Quarter ending September 2017	2,981	
Quarter ending December 2017	3,038	→
Quarter ending March 2018	3,102	↑
Quarter ending June 2018	3,112	→
Quarter ending September 2018	3,145	→
Variance since September 2017	5.5%	↑



ACTIVITY



Month	Adjusted Scheduled Activity (UDA)	
	2018	2019
April	-78	431
May	805	1,512
June	1,134	2,203
July	2,209	3,528
August	2,856	4,538
September	3,649	5,145
October	4,582	
November	5,650	
December	6,511	
January	7,316	
February	8,715	
March	9,696	
April	9,955	
May	9,950	
June	9,947	

QUALITY

	Quantity	Base Number	Contract	AT	Region	England
% of FP17s for the same patient ID Re-attending within 3 months - Children	47	499	9.4%	10.5%	11.5%	11.6%
% of FP17s for the same patient ID Re-attending within 3 months - Adults	183	1,241	14.7%	15.7%	16.5%	15.5%
% of FP17s for the same patient ID Re-attending between 3 & 9 months - Children	198	499	39.7%	44.8%	48.5%	58.8%
% of FP17s for the same patient ID Re-attending between 3 & 9 months - Adults	457	1,241	36.8%	37.0%	39.1%	51.1%
% of FP17s for Band 1 Urgent Courses	259	1,662	15.6%	10.9%	10.6%	9.0%
% of FP17s Relating to Free Repair or Replacements	16	1,662	1.0%	0.5%	0.5%	0.8%
% of FP17s Relating to Continuations	9	1,662	0.5%	0.7%	0.7%	0.9%
% of Patients satisfied with the dentistry they have received	1	1	N/A	90.7%	90.5%	93.3%
% of Patients satisfied with the time they had to wait for an appointment	1	1	N/A	82.5%	85.1%	88.9%

* This is based on patients treated on this contract for their most recent course of treatment. Figures in italics indicate the base number of FP17s or Patient Questionnaire responses are less than 100. N/A is shown where the base number of responses is less than 10 during the period. % is calculated as Quantity/Base number*100

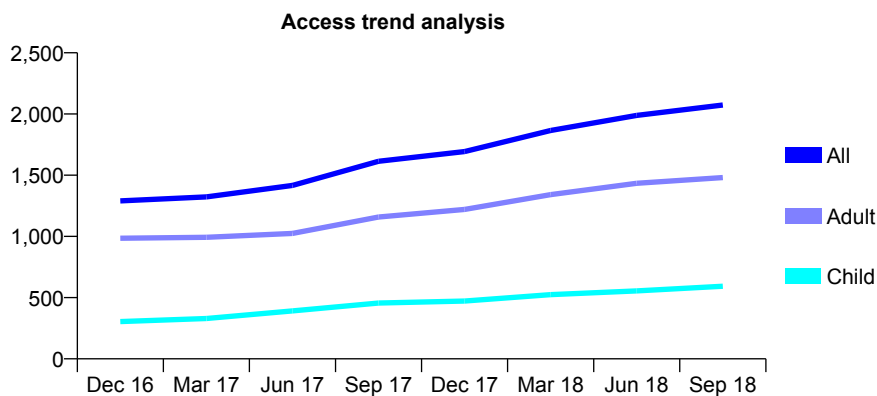
Q61 - Vital Signs At a Glance Contract Report for 354155/0002 - September 2018

Name or company name	MS M MEHDIANI
Contract type name	GDS Contract
Purpose of contract	General
Contract start date	15/09/2008
Contract end date	

18/19 Contracted general activity (UDA)	8,155
Carry forward general activity (UDA)	0
18/19 Contracted orthodontic activity (UOA)	0
Carry forward orthodontic activity (UOA)	0
Baseline contract value	£239,820.09

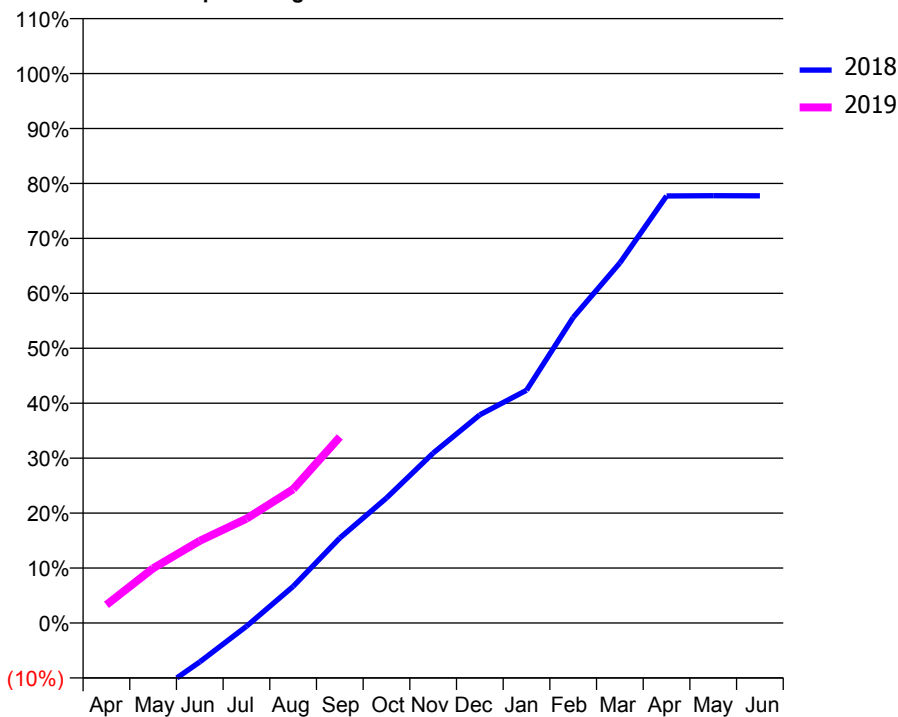
ACCESS*

Patients seen in 24 months	Total	Change since previous quarter
Quarter ending September 2017	1,614	
Quarter ending December 2017	1,693	↑
Quarter ending March 2018	1,866	↑
Quarter ending June 2018	1,989	↑
Quarter ending September 2018	2,074	↑
Variance since September 2017	28.5%	↑



ACTIVITY

Cumulative percentage of contracted UDA delivered 2018 & 2019



Adjusted Scheduled Activity (UDA)

Month	2018	2019
April	-1,713	270
May	-1,063	812
June	-579	1,219
July	-51	1,548
August	543	1,986
September	1,262	2,762
October	1,855	
November	2,522	
December	3,089	
January	3,454	
February	4,534	
March	5,345	
April	6,337	
May	6,341	
June	6,339	

QUALITY

	Quantity	Base Number	Contract	AT	Region	England
% of FP17s for the same patient ID Re-attending within 3 months - Children	24	303	7.9%	10.5%	11.5%	11.6%
% of FP17s for the same patient ID Re-attending within 3 months - Adults	54	711	7.6%	15.7%	16.5%	15.5%
% of FP17s for the same patient ID Re-attending between 3 & 9 months - Children	66	303	21.8%	44.8%	48.5%	58.8%
% of FP17s for the same patient ID Re-attending between 3 & 9 months - Adults	133	711	18.7%	37.0%	39.1%	51.1%
% of FP17s for Band 1 Urgent Courses	71	825	8.6%	10.9%	10.6%	9.0%
% of FP17s Relating to Free Repair or Replacements	0	825	0.0%	0.5%	0.5%	0.8%
% of FP17s Relating to Continuations	2	825	0.2%	0.7%	0.7%	0.9%
% of Patients satisfied with the dentistry they have received	1	1	N/A	90.7%	90.5%	93.3%
% of Patients satisfied with the time they had to wait for an appointment	1	1	N/A	82.5%	85.1%	88.9%

* This is based on patients treated on this contract for their most recent course of treatment. Figures in italics indicate the base number of FP17s or Patient Questionnaire responses are less than 100. N/A is shown where the base number of responses is less than 10 during the period. % is calculated as Quantity/Base number*100

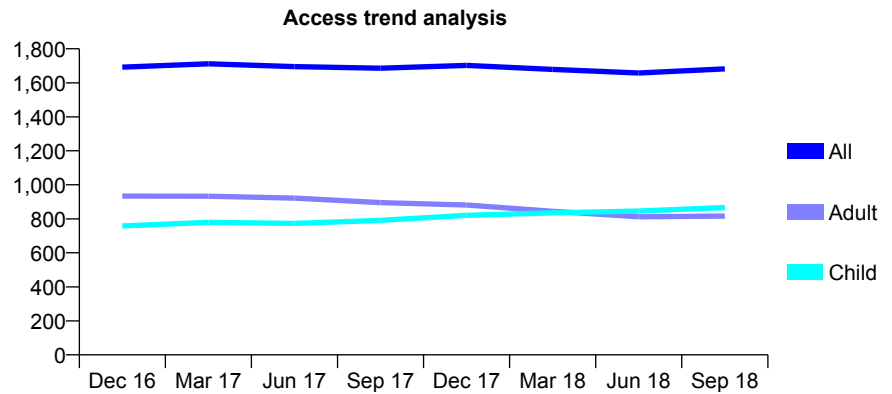
Q61 - Vital Signs At a Glance Contract Report for 355267/0001 - September 2018

Name or company name	MISS MJ GAJJAR
Contract type name	GDS Contract
Purpose of contract	General
Contract start date	19/05/2008
Contract end date	

18/19 Contracted general activity (UDA)	3,976
Carry forward general activity (UDA)	0
18/19 Contracted orthodontic activity (UOA)	0
Carry forward orthodontic activity (UOA)	0
Baseline contract value	£116,167.66

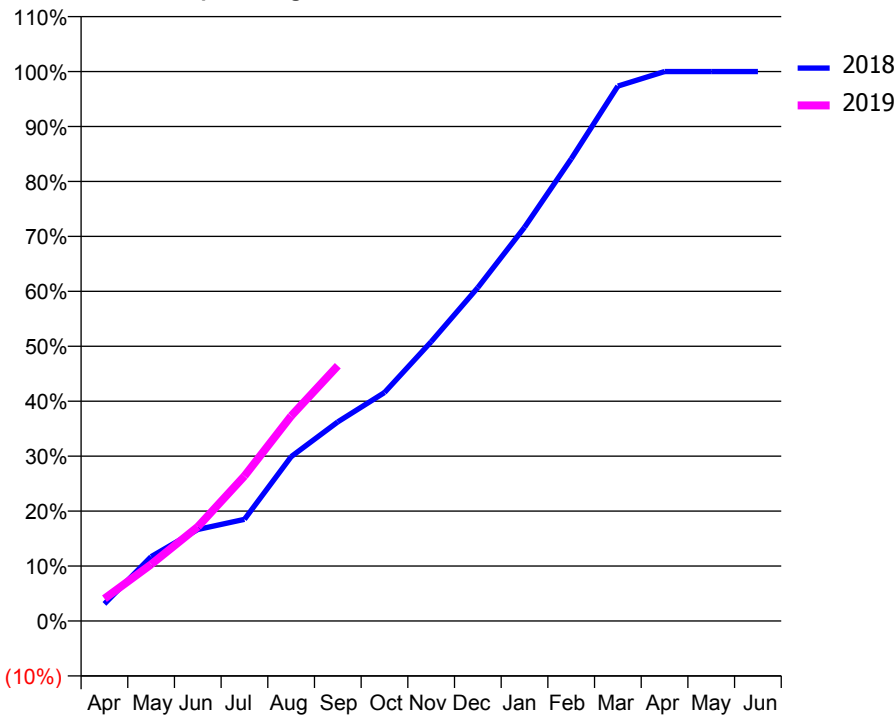
ACCESS*

Patients seen in 24 months	Total	Change since previous quarter
Quarter ending September 2017	1,686	
Quarter ending December 2017	1,702	→
Quarter ending March 2018	1,679	↓
Quarter ending June 2018	1,658	↓
Quarter ending September 2018	1,682	→
Variance since September 2017	(0.2%)	→



ACTIVITY

Cumulative percentage of contracted UDA delivered 2018 & 2019



Month	2018	2019
April	124	162
May	466	409
June	662	682
July	735	1,050
August	1,189	1,484
September	1,441	1,848
October	1,653	
November	2,021	
December	2,413	
January	2,849	
February	3,344	
March	3,870	
April	3,976	
May	3,976	
June	3,976	

QUALITY

	Quantity	Base Number	Contract	AT	Region	England
% of FP17s for the same patient ID Re-attending within 3 months - Children	30	532	5.6%	10.5%	11.5%	11.6%
% of FP17s for the same patient ID Re-attending within 3 months - Adults	76	436	17.4%	15.7%	16.5%	15.5%
% of FP17s for the same patient ID Re-attending between 3 & 9 months - Children	231	532	43.4%	44.8%	48.5%	58.8%
% of FP17s for the same patient ID Re-attending between 3 & 9 months - Adults	178	436	40.8%	37.0%	39.1%	51.1%
% of FP17s for Band 1 Urgent Courses	79	916	8.6%	10.9%	10.6%	9.0%
% of FP17s Relating to Free Repair or Replacements	2	916	0.2%	0.5%	0.5%	0.8%
% of FP17s Relating to Continuations	6	916	0.7%	0.7%	0.7%	0.9%
% of Patients satisfied with the dentistry they have received	0	0	N/A	90.7%	90.5%	93.3%
% of Patients satisfied with the time they had to wait for an appointment	0	0	N/A	82.5%	85.1%	88.9%

* This is based on patients treated on this contract for their most recent course of treatment. Figures in italics indicate the base number of FP17s or Patient Questionnaire responses are less than 100. N/A is shown where the base number of responses is less than 10 during the period. % is calculated as Quantity/Base number*100

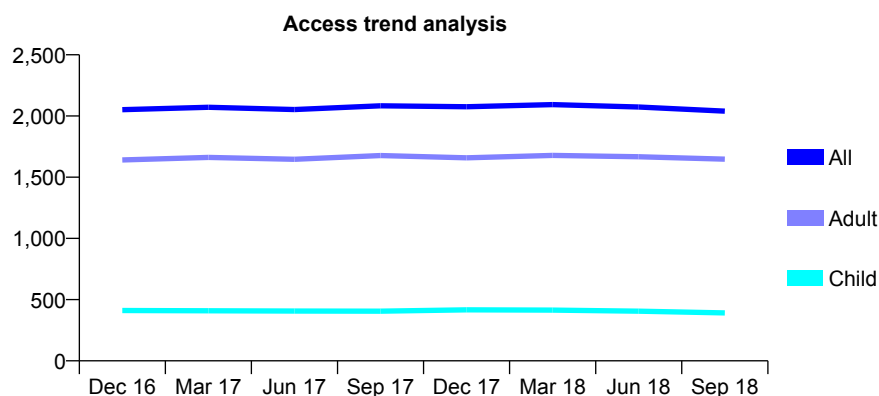
Q61 - Vital Signs At a Glance Contract Report for 360368/0001 - September 2018

Name or company name	MR J BABAN
Contract type name	GDS Contract
Purpose of contract	General
Contract start date	01/12/2007
Contract end date	

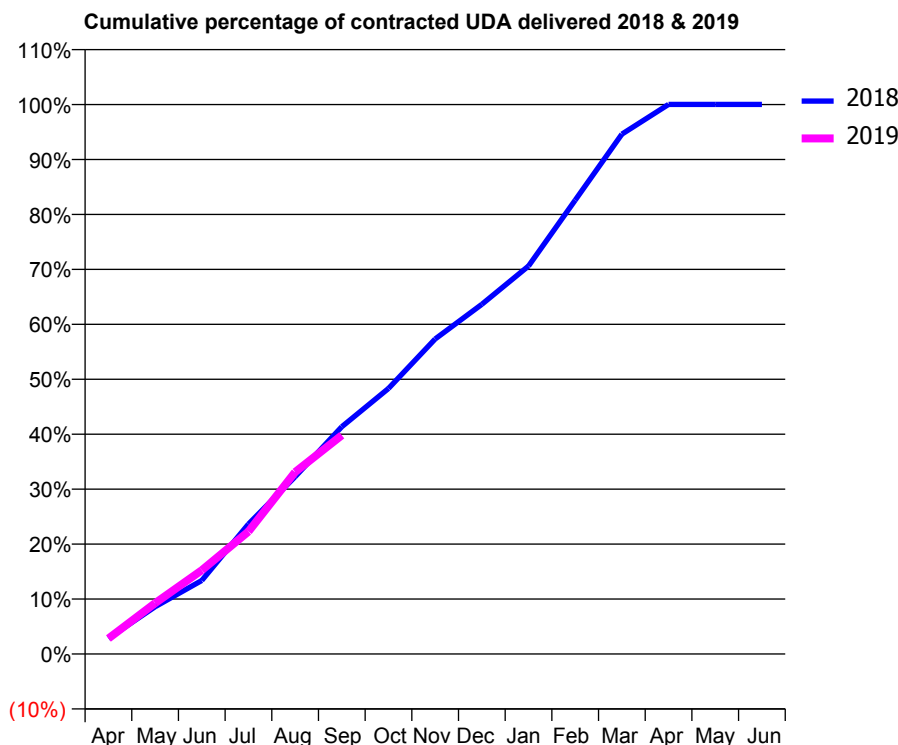
18/19 Contracted general activity (UDA)	5,593
Carry forward general activity (UDA)	-1
18/19 Contracted orthodontic activity (UOA)	0
Carry forward orthodontic activity (UOA)	0
Baseline contract value	£169,289.14

ACCESS*

Patients seen in 24 months	Total	Change since previous quarter
Quarter ending September 2017	2,083	
Quarter ending December 2017	2,076	→
Quarter ending March 2018	2,093	→
Quarter ending June 2018	2,073	→
Quarter ending September 2018	2,040	↓
Variance since September 2017	(2.1%)	↓



ACTIVITY



Month	Adjusted Scheduled Activity (UDA)	
	2018	2019
April	159	158
May	481	518
June	748	853
July	1,323	1,246
August	1,804	1,851
September	2,314	2,226
October	2,702	
November	3,206	
December	3,559	
January	3,949	
February	4,620	
March	5,291	
April	5,594	
May	5,594	
June	5,594	

QUALITY

	Quantity	Base Number	Contract	AT	Region	England
% of FP17s for the same patient ID Re-attending within 3 months - Children	8	244	3.3%	10.5%	11.5%	11.6%
% of FP17s for the same patient ID Re-attending within 3 months - Adults	61	814	7.5%	15.7%	16.5%	15.5%
% of FP17s for the same patient ID Re-attending between 3 & 9 months - Children	140	244	57.4%	44.8%	48.5%	58.8%
% of FP17s for the same patient ID Re-attending between 3 & 9 months - Adults	305	814	37.5%	37.0%	39.1%	51.1%
% of FP17s for Band 1 Urgent Courses	87	926	9.4%	10.9%	10.6%	9.0%
% of FP17s Relating to Free Repair or Replacements	1	926	0.1%	0.5%	0.5%	0.8%
% of FP17s Relating to Continuations	0	926	0.0%	0.7%	0.7%	0.9%
% of Patients satisfied with the dentistry they have received	0	0	N/A	90.7%	90.5%	93.3%
% of Patients satisfied with the time they had to wait for an appointment	0	0	N/A	82.5%	85.1%	88.9%

* This is based on patients treated on this contract for their most recent course of treatment. Figures in italics indicate the base number of FP17s or Patient Questionnaire responses are less than 100. N/A is shown where the base number of responses is less than 10 during the period. % is calculated as Quantity/Base number*100

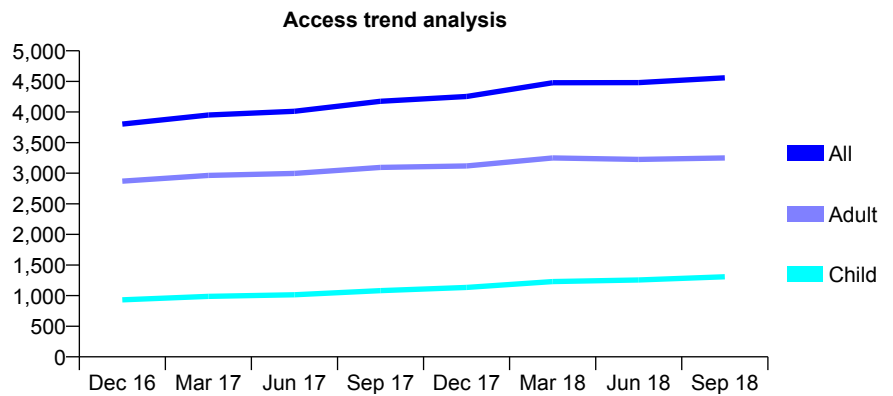
Q61 - Vital Signs At a Glance Contract Report for 361135/0001 - September 2018

Name or company name	The Dental Suite
Contract type name	GDS Contract
Purpose of contract	General
Contract start date	01/08/2010
Contract end date	

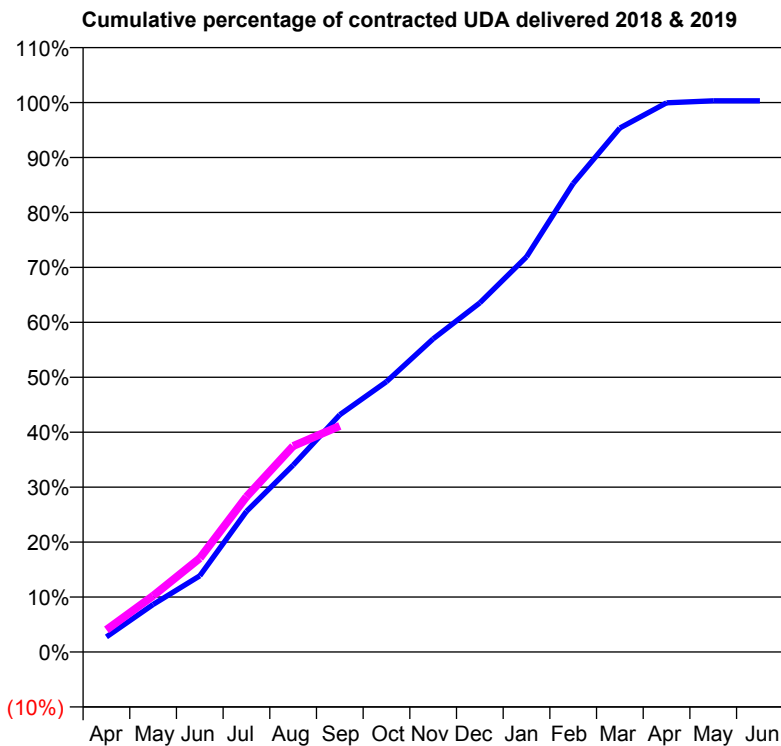
18/19 Contracted general activity (UDA)	7,600
Carry forward general activity (UDA)	-23
18/19 Contracted orthodontic activity (UOA)	0
Carry forward orthodontic activity (UOA)	0
Baseline contract value	£217,946.20

ACCESS*

Patients seen in 24 months	Total	Change since previous quarter
Quarter ending September 2017	4,176	
Quarter ending December 2017	4,253	→
Quarter ending March 2018	4,479	↑
Quarter ending June 2018	4,481	→
Quarter ending September 2018	4,558	→
Variance since September 2017	9.1%	↑



ACTIVITY



Month	Adjusted Scheduled Activity (UDA)	
	2018	2019
April	210	306
May	658	777
June	1,055	1,298
July	1,946	2,148
August	2,585	2,849
September	3,283	3,127
October	3,738	
November	4,331	
December	4,829	
January	5,466	
February	6,481	
March	7,247	
April	7,596	
May	7,623	
June	7,623	

QUALITY

	Quantity	Base Number	Contract	AT	Region	England
% of FP17s for the same patient ID Re-attending within 3 months - Children	50	741	6.7%	10.5%	11.5%	11.6%
% of FP17s for the same patient ID Re-attending within 3 months - Adults	151	1,453	10.4%	15.7%	16.5%	15.5%
% of FP17s for the same patient ID Re-attending between 3 & 9 months - Children	335	741	45.2%	44.8%	48.5%	58.8%
% of FP17s for the same patient ID Re-attending between 3 & 9 months - Adults	416	1,453	28.6%	37.0%	39.1%	51.1%
% of FP17s for Band 1 Urgent Courses	140	1,535	9.1%	10.9%	10.6%	9.0%
% of FP17s Relating to Free Repair or Replacements	9	1,535	0.6%	0.5%	0.5%	0.8%
% of FP17s Relating to Continuations	0	1,535	0.0%	0.7%	0.7%	0.9%
% of Patients satisfied with the dentistry they have received	0	1	N/A	90.7%	90.5%	93.3%
% of Patients satisfied with the time they had to wait for an appointment	1	1	N/A	82.5%	85.1%	88.9%

* This is based on patients treated on this contract for their most recent course of treatment. Figures in italics indicate the base number of FP17s or Patient Questionnaire responses are less than 100. N/A is shown where the base number of responses is less than 10 during the period. % is calculated as Quantity/Base number*100

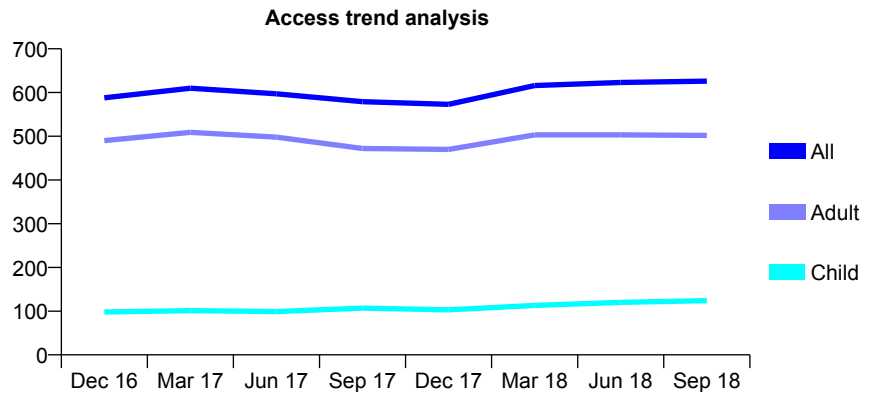
Q61 - Vital Signs At a Glance Contract Report for 363383/0002 - September 2018

Name or company name	Hakhamaneshi and Lichtig
Contract type name	GDS Contract
Purpose of contract	General
Contract start date	12/06/2011
Contract end date	

18/19 Contracted general activity (UDA)	1,658
Carry forward general activity (UDA)	9
18/19 Contracted orthodontic activity (UOA)	0
Carry forward orthodontic activity (UOA)	0
Baseline contract value	£45,592.88

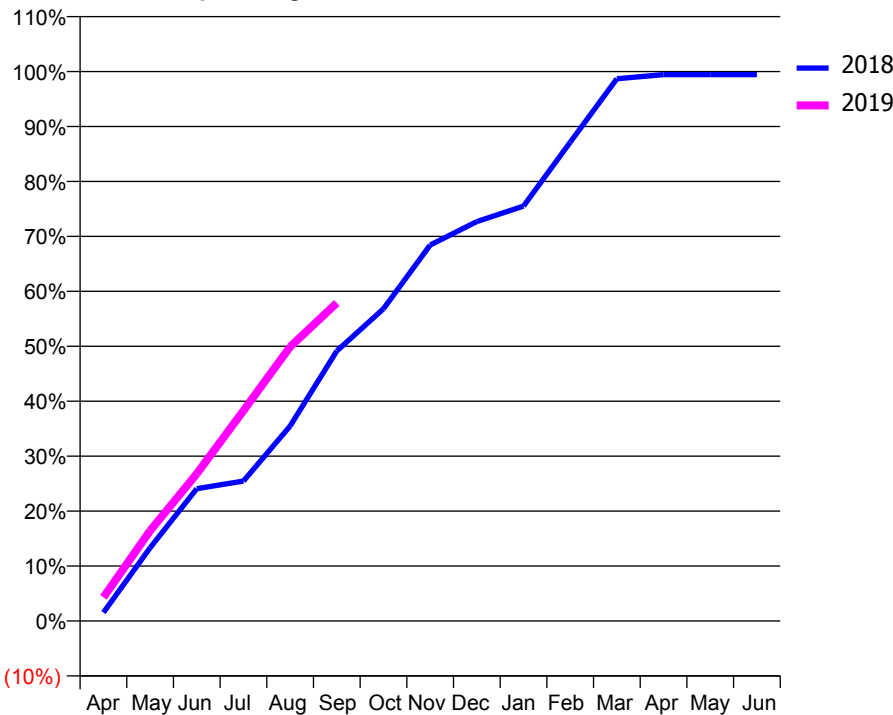
ACCESS*

Patients seen in 24 months	Total	Change since previous quarter
Quarter ending September 2017	579	
Quarter ending December 2017	573	↓
Quarter ending March 2018	616	↑
Quarter ending June 2018	623	→
Quarter ending September 2018	626	→
Variance since September 2017	8.1%	↑



ACTIVITY

Cumulative percentage of contracted UDA delivered 2018 & 2019



Month	Adjusted Scheduled Activity (UDA)	
	2018	2019
April	26	71
May	221	273
June	399	444
July	422	635
August	588	828
September	815	960
October	942	
November	1,134	
December	1,205	
January	1,252	
February	1,445	
March	1,636	
April	1,649	
May	1,649	
June	1,649	

QUALITY

	Quantity	Base Number	Contract	AT	Region	England
% of FP17s for the same patient ID Re-attending within 3 months - Children	3	73	4.1%	10.5%	11.5%	11.6%
% of FP17s for the same patient ID Re-attending within 3 months - Adults	67	365	18.4%	15.7%	16.5%	15.5%
% of FP17s for the same patient ID Re-attending between 3 & 9 months - Children	19	73	26.0%	44.8%	48.5%	58.8%
% of FP17s for the same patient ID Re-attending between 3 & 9 months - Adults	133	365	36.4%	37.0%	39.1%	51.1%
% of FP17s for Band 1 Urgent Courses	54	430	12.6%	10.9%	10.6%	9.0%
% of FP17s Relating to Free Repair or Replacements	13	430	3.0%	0.5%	0.5%	0.8%
% of FP17s Relating to Continuations	13	430	3.0%	0.7%	0.7%	0.9%
% of Patients satisfied with the dentistry they have received	0	0	N/A	90.7%	90.5%	93.3%
% of Patients satisfied with the time they had to wait for an appointment	0	0	N/A	82.5%	85.1%	88.9%

* This is based on patients treated on this contract for their most recent course of treatment. Figures in italics indicate the base number of FP17s or Patient Questionnaire responses are less than 100. N/A is shown where the base number of responses is less than 10 during the period. % is calculated as Quantity/Base number*100

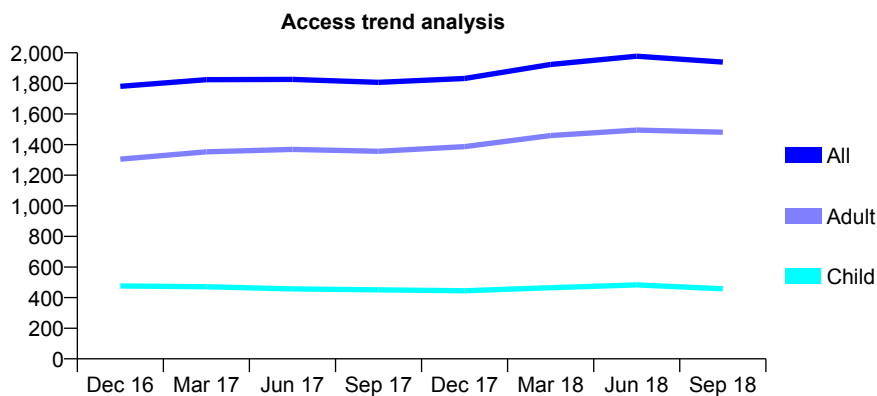
Q61 - Vital Signs At a Glance Contract Report for 364215/0001 - September 2018

Name or company name	MR GS GILL
Contract type name	GDS Contract
Purpose of contract	General
Contract start date	01/05/2014
Contract end date	

18/19 Contracted general activity (UDA)	7,827
Carry forward general activity (UDA)	51
18/19 Contracted orthodontic activity (UOA)	0
Carry forward orthodontic activity (UOA)	0
Baseline contract value	£254,905.43

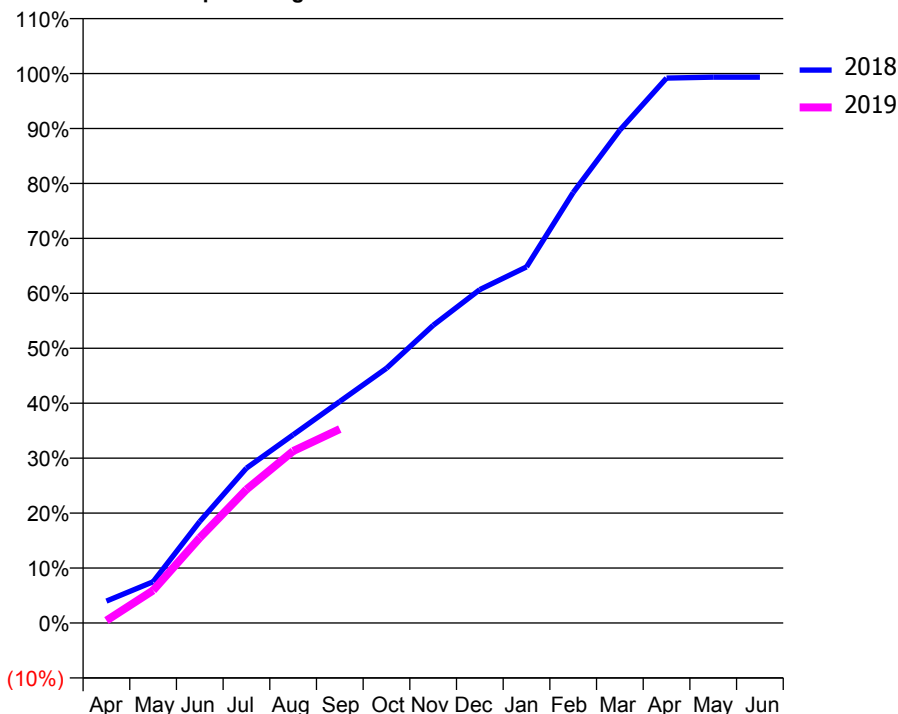
ACCESS*

Patients seen in 24 months	Total	Change since previous quarter
Quarter ending September 2017	1,807	
Quarter ending December 2017	1,832	→
Quarter ending March 2018	1,924	↑
Quarter ending June 2018	1,978	↑
Quarter ending September 2018	1,939	↓
Variance since September 2017	7.3%	↑



ACTIVITY

Cumulative percentage of contracted UDA delivered 2018 & 2019



Month	Adjusted Scheduled Activity (UDA)	
	2018	2019
April	313	34
May	588	465
June	1,447	1,215
July	2,206	1,903
August	2,681	2,449
September	3,155	2,763
October	3,628	
November	4,240	
December	4,749	
January	5,073	
February	6,131	
March	7,022	
April	7,762	
May	7,775	
June	7,776	

QUALITY

	Quantity	Base Number	Contract	AT	Region	England
% of FP17s for the same patient ID Re-attending within 3 months - Children	21	288	7.3%	10.5%	11.5%	11.6%
% of FP17s for the same patient ID Re-attending within 3 months - Adults	69	732	9.4%	15.7%	16.5%	15.5%
% of FP17s for the same patient ID Re-attending between 3 & 9 months - Children	152	288	52.8%	44.8%	48.5%	58.8%
% of FP17s for the same patient ID Re-attending between 3 & 9 months - Adults	318	732	43.4%	37.0%	39.1%	51.1%
% of FP17s for Band 1 Urgent Courses	59	861	6.9%	10.9%	10.6%	9.0%
% of FP17s Relating to Free Repair or Replacements	1	861	0.1%	0.5%	0.5%	0.8%
% of FP17s Relating to Continuations	7	861	0.8%	0.7%	0.7%	0.9%
% of Patients satisfied with the dentistry they have received	1	1	N/A	90.7%	90.5%	93.3%
% of Patients satisfied with the time they had to wait for an appointment	1	1	N/A	82.5%	85.1%	88.9%

* This is based on patients treated on this contract for their most recent course of treatment. Figures in italics indicate the base number of FP17s or Patient Questionnaire responses are less than 100. N/A is shown where the base number of responses is less than 10 during the period. % is calculated as Quantity/Base number*100

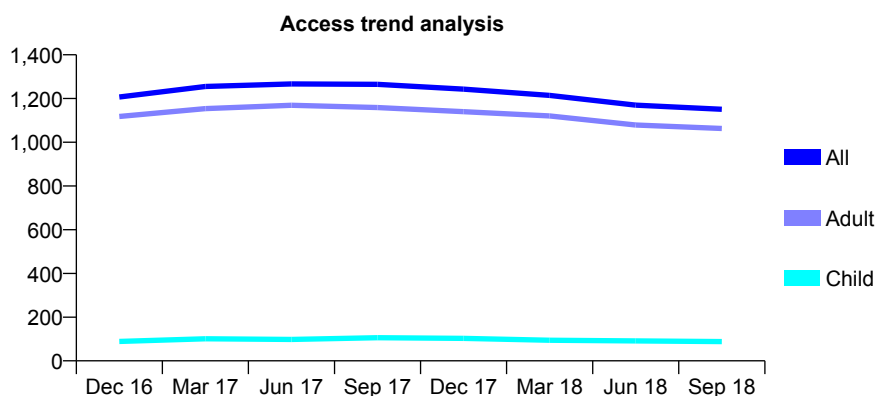
Q61 - Vital Signs At a Glance Contract Report for 395625/0003 - September 2018

Name or company name	MR CF NG
Contract type name	GDS Contract
Purpose of contract	General
Contract start date	01/11/2006
Contract end date	

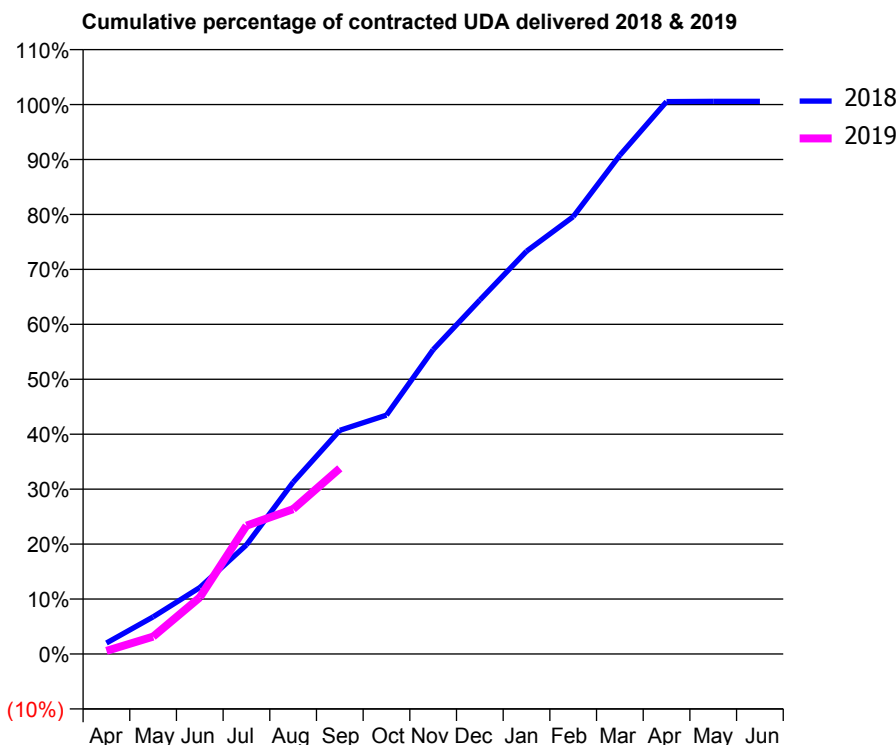
18/19 Contracted general activity (UDA)	5,678
Carry forward general activity (UDA)	-32
18/19 Contracted orthodontic activity (UOA)	0
Carry forward orthodontic activity (UOA)	0
Baseline contract value	£166,531.31

ACCESS*

Patients seen in 24 months	Total	Change since previous quarter
Quarter ending September 2017	1,265	
Quarter ending December 2017	1,243	↓
Quarter ending March 2018	1,214	↓
Quarter ending June 2018	1,170	↓
Quarter ending September 2018	1,151	↓
Variance since September 2017	(9.0%)	↓



ACTIVITY



Adjusted Scheduled Activity (UDA)		
Month	2018	2019
April	114	32
May	384	180
June	687	585
July	1,128	1,326
August	1,776	1,497
September	2,312	1,919
October	2,469	
November	3,145	
December	3,658	
January	4,161	
February	4,518	
March	5,154	
April	5,707	
May	5,710	
June	5,710	

QUALITY

	Quantity	Base Number	Contract	AT	Region	England
% of FP17s for the same patient ID Re-attending within 3 months - Children	2	32	6.3%	10.5%	11.5%	11.6%
% of FP17s for the same patient ID Re-attending within 3 months - Adults	61	506	12.1%	15.7%	16.5%	15.5%
% of FP17s for the same patient ID Re-attending between 3 & 9 months - Children	10	32	31.3%	44.8%	48.5%	58.8%
% of FP17s for the same patient ID Re-attending between 3 & 9 months - Adults	183	506	36.2%	37.0%	39.1%	51.1%
% of FP17s for Band 1 Urgent Courses	1	448	0.2%	10.9%	10.6%	9.0%
% of FP17s Relating to Free Repair or Replacements	0	448	0.0%	0.5%	0.5%	0.8%
% of FP17s Relating to Continuations	13	448	2.9%	0.7%	0.7%	0.9%
% of Patients satisfied with the dentistry they have received	0	0	N/A	90.7%	90.5%	93.3%
% of Patients satisfied with the time they had to wait for an appointment	0	0	N/A	82.5%	85.1%	88.9%

* This is based on patients treated on this contract for their most recent course of treatment. Figures in italics indicate the base number of FP17s or Patient Questionnaire responses are less than 100. N/A is shown where the base number of responses is less than 10 during the period. % is calculated as Quantity/Base number*100

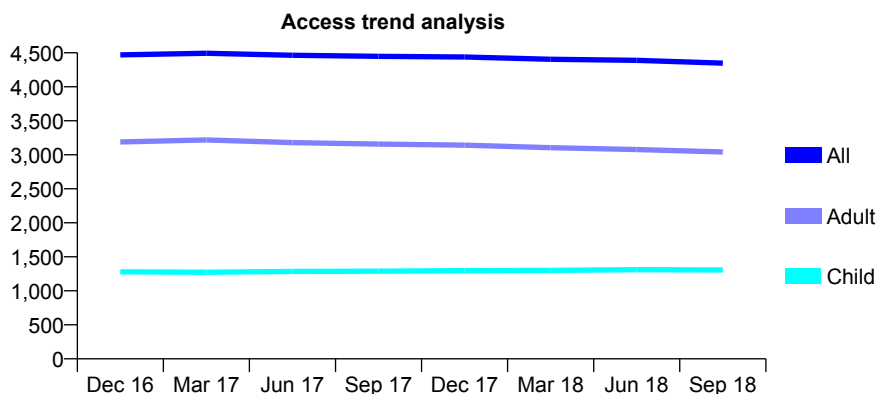
Q61 - Vital Signs At a Glance Contract Report for 549568/0001 - September 2018

Name or company name	MR C LEWIS
Contract type name	GDS Contract
Purpose of contract	General
Contract start date	01/04/2006
Contract end date	

18/19 Contracted general activity (UDA)	14,514
Carry forward general activity (UDA)	0
18/19 Contracted orthodontic activity (UOA)	0
Carry forward orthodontic activity (UOA)	0
Baseline contract value	£384,777.18

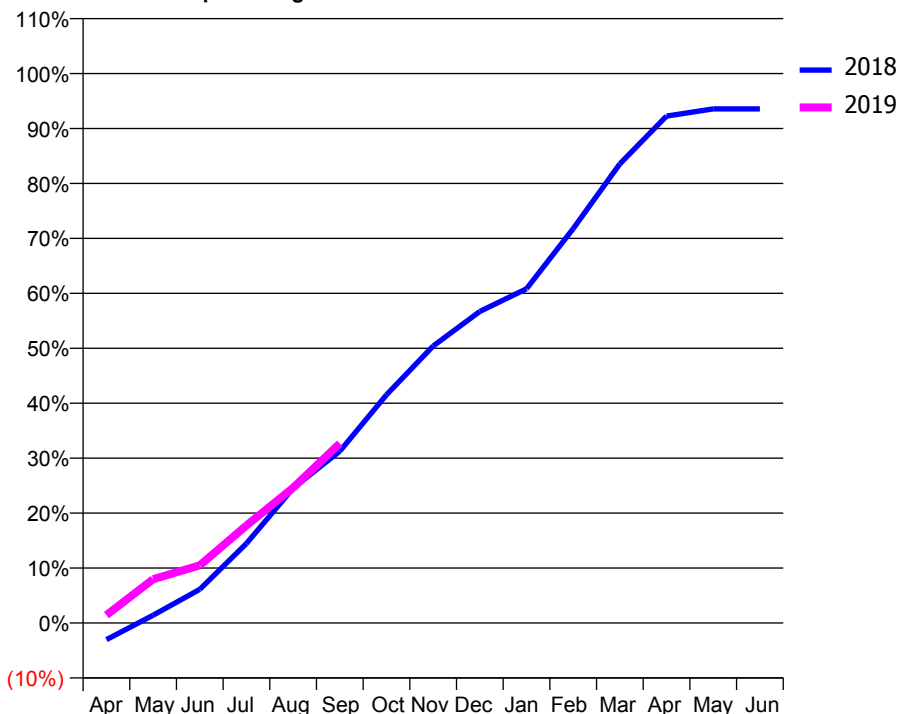
ACCESS*

Patients seen in 24 months	Total	Change since previous quarter
Quarter ending September 2017	4,448	
Quarter ending December 2017	4,439	→
Quarter ending March 2018	4,405	→
Quarter ending June 2018	4,389	→
Quarter ending September 2018	4,349	→
Variance since September 2017	(2.2%)	↓



ACTIVITY

Cumulative percentage of contracted UDA delivered 2018 & 2019



Adjusted Scheduled Activity (UDA)

Month	2018	2019
April	-442	211
May	207	1,157
June	888	1,523
July	2,103	2,576
August	3,564	3,573
September	4,538	4,744
October	6,030	
November	7,318	
December	8,231	
January	8,827	
February	10,418	
March	12,129	
April	13,391	
May	13,581	
June	13,581	

QUALITY

	Quantity	Base Number	Contract	AT	Region	England
% of FP17s for the same patient ID Re-attending within 3 months - Children	77	902	8.5%	10.5%	11.5%	11.6%
% of FP17s for the same patient ID Re-attending within 3 months - Adults	256	1,662	15.4%	15.7%	16.5%	15.5%
% of FP17s for the same patient ID Re-attending between 3 & 9 months - Children	439	902	48.7%	44.8%	48.5%	58.8%
% of FP17s for the same patient ID Re-attending between 3 & 9 months - Adults	661	1,662	39.8%	37.0%	39.1%	51.1%
% of FP17s for Band 1 Urgent Courses	170	2,071	8.2%	10.9%	10.6%	9.0%
% of FP17s Relating to Free Repair or Replacements	11	2,071	0.5%	0.5%	0.5%	0.8%
% of FP17s Relating to Continuations	10	2,071	0.5%	0.7%	0.7%	0.9%
% of Patients satisfied with the dentistry they have received	1	2	N/A	90.7%	90.5%	93.3%
% of Patients satisfied with the time they had to wait for an appointment	1	2	N/A	82.5%	85.1%	88.9%

* This is based on patients treated on this contract for their most recent course of treatment. Figures in italics indicate the base number of FP17s or Patient Questionnaire responses are less than 100. N/A is shown where the base number of responses is less than 10 during the period. % is calculated as Quantity/Base number*100

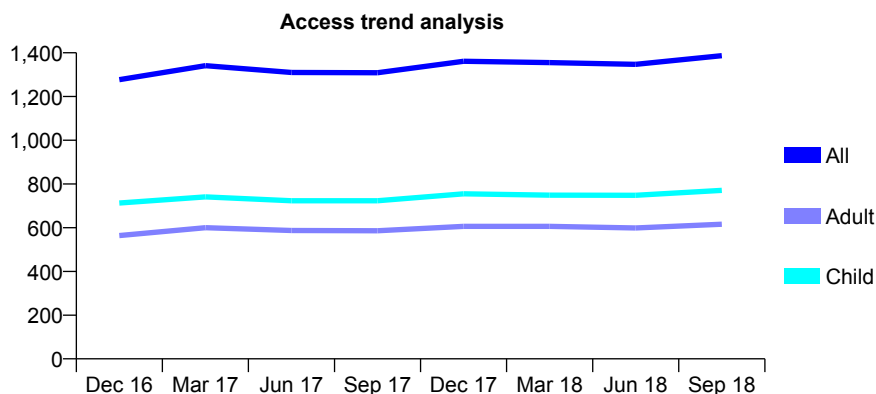
Q61 - Vital Signs At a Glance Contract Report for 554898/0001 - September 2018

Name or company name	MR AJ TREWELLA
Contract type name	GDS Contract
Purpose of contract	General
Contract start date	01/04/2006
Contract end date	

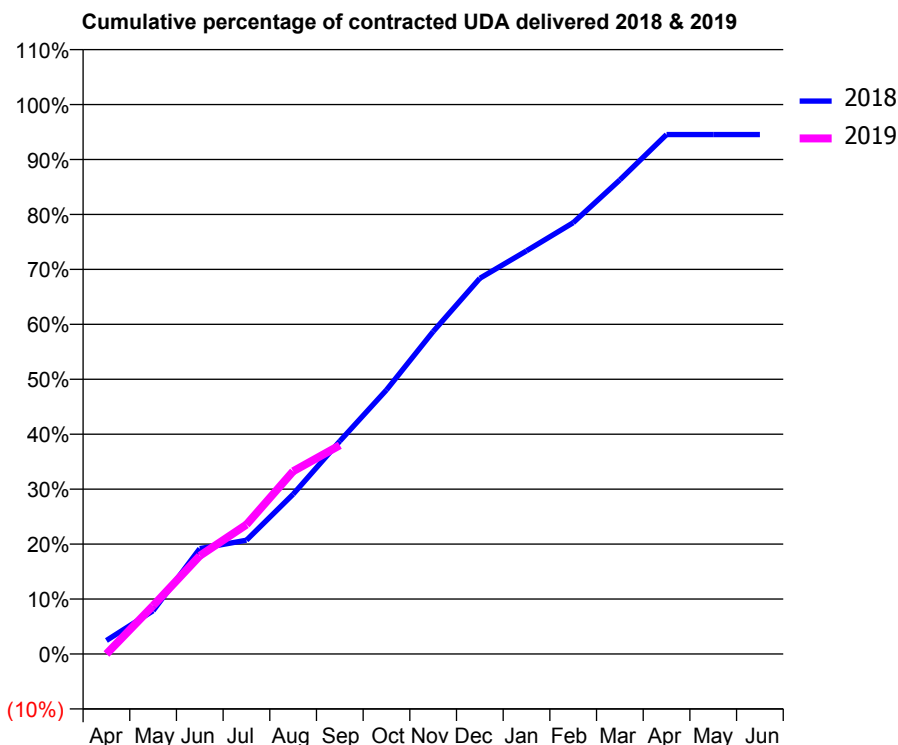
18/19 Contracted general activity (UDA)	3,740
Carry forward general activity (UDA)	0
18/19 Contracted orthodontic activity (UOA)	0
Carry forward orthodontic activity (UOA)	0
Baseline contract value	£99,883.50

ACCESS*

Patients seen in 24 months	Total	Change since previous quarter
Quarter ending September 2017	1,309	
Quarter ending December 2017	1,361	↑
Quarter ending March 2018	1,355	→
Quarter ending June 2018	1,347	→
Quarter ending September 2018	1,387	↑
Variance since September 2017	6.0%	↑



ACTIVITY



Month	Adjusted Scheduled Activity (UDA)	
	2018	2019
April	92	0
May	295	329
June	717	669
July	774	881
August	1,087	1,243
September	1,449	1,421
October	1,798	
November	2,195	
December	2,557	
January	2,744	
February	2,936	
March	3,227	
April	3,535	
May	3,535	
June	3,535	

QUALITY

	Quantity	Base Number	Contract	AT	Region	England
% of FP17s for the same patient ID Re-attending within 3 months - Children	34	438	7.8%	10.5%	11.5%	11.6%
% of FP17s for the same patient ID Re-attending within 3 months - Adults	54	325	16.6%	15.7%	16.5%	15.5%
% of FP17s for the same patient ID Re-attending between 3 & 9 months - Children	213	438	48.6%	44.8%	48.5%	58.8%
% of FP17s for the same patient ID Re-attending between 3 & 9 months - Adults	139	325	42.8%	37.0%	39.1%	51.1%
% of FP17s for Band 1 Urgent Courses	51	648	7.9%	10.9%	10.6%	9.0%
% of FP17s Relating to Free Repair or Replacements	0	648	0.0%	0.5%	0.5%	0.8%
% of FP17s Relating to Continuations	3	648	0.5%	0.7%	0.7%	0.9%
% of Patients satisfied with the dentistry they have received	0	0	N/A	90.7%	90.5%	93.3%
% of Patients satisfied with the time they had to wait for an appointment	0	0	N/A	82.5%	85.1%	88.9%

* This is based on patients treated on this contract for their most recent course of treatment. Figures in italics indicate the base number of FP17s or Patient Questionnaire responses are less than 100. N/A is shown where the base number of responses is less than 10 during the period. % is calculated as Quantity/Base number*100

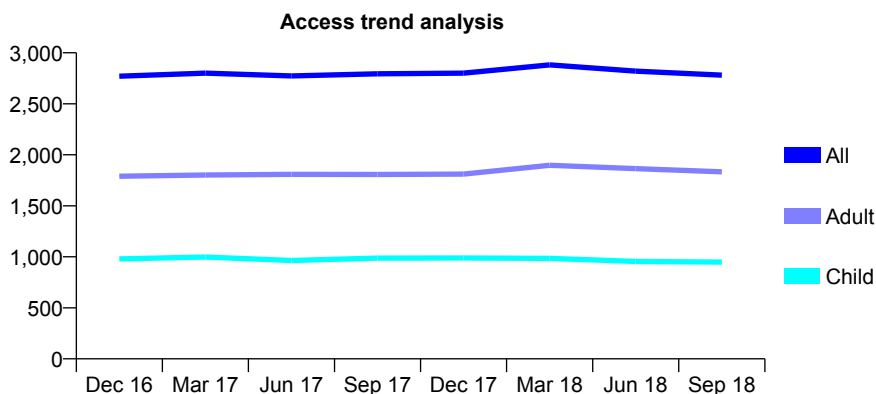
Q61 - Vital Signs At a Glance Contract Report for 556459/0002 - September 2018

Name or company name	MR GP DINDOL
Contract type name	GDS Contract
Purpose of contract	General and Orthodontic
Contract start date	19/07/2008
Contract end date	

18/19 Contracted general activity (UDA)	5,459
Carry forward general activity (UDA)	-109
18/19 Contracted orthodontic activity (UOA)	2,491
Carry forward orthodontic activity (UOA)	-30
Baseline contract value	£524,142.07

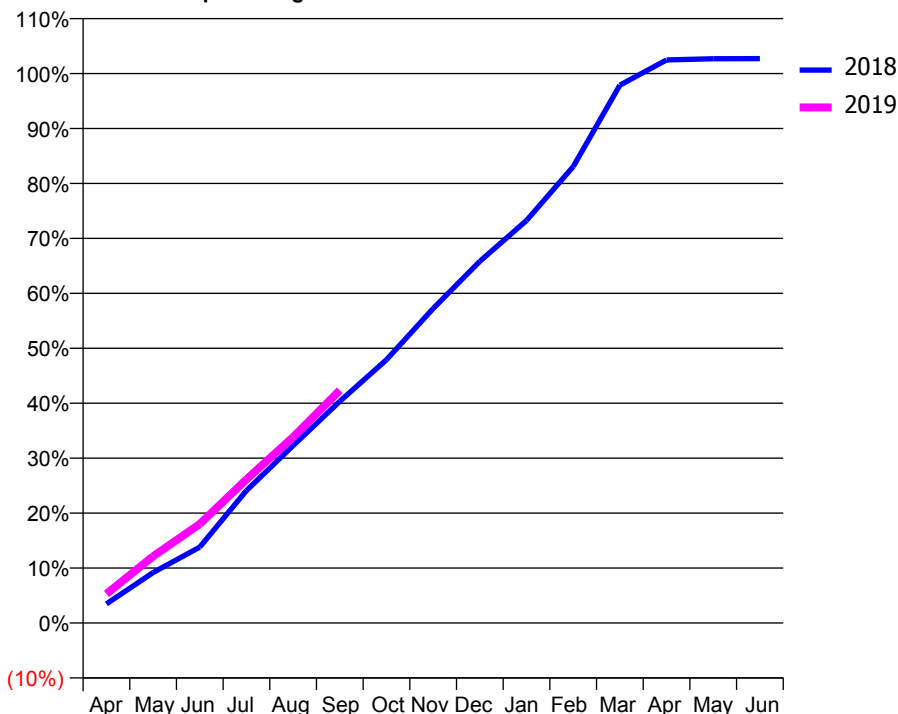
ACCESS*

Patients seen in 24 months	Total	Change since previous quarter
Quarter ending September 2017	2,794	
Quarter ending December 2017	2,800	→
Quarter ending March 2018	2,882	↑
Quarter ending June 2018	2,820	↓
Quarter ending September 2018	2,781	↓
Variance since September 2017	(0.5%)	→



ACTIVITY

Cumulative percentage of contracted UDA delivered 2018 & 2019



Month	Adjusted Scheduled Activity (UDA)	
	2018	2019
April	190	289
May	501	663
June	755	983
July	1,316	1,428
August	1,762	1,848
September	2,203	2,312
October	2,616	
November	3,125	
December	3,593	
January	3,999	
February	4,533	
March	5,344	
April	5,594	
May	5,605	
June	5,607	

QUALITY

	Quantity	Base Number	Contract	AT	Region	England
% of FP17s for the same patient ID Re-attending within 3 months - Children	50	589	8.5%	10.5%	11.5%	11.6%
% of FP17s for the same patient ID Re-attending within 3 months - Adults	195	997	19.6%	15.7%	16.5%	15.5%
% of FP17s for the same patient ID Re-attending between 3 & 9 months - Children	220	589	37.4%	44.8%	48.5%	58.8%
% of FP17s for the same patient ID Re-attending between 3 & 9 months - Adults	360	997	36.1%	37.0%	39.1%	51.1%
% of FP17s for Band 1 Urgent Courses	94	945	9.9%	10.9%	10.6%	9.0%
% of FP17s Relating to Free Repair or Replacements	7	945	0.7%	0.5%	0.5%	0.8%
% of FP17s Relating to Continuations	7	945	0.7%	0.7%	0.7%	0.9%
% of Patients satisfied with the dentistry they have received	0	1	N/A	90.7%	90.5%	93.3%
% of Patients satisfied with the time they had to wait for an appointment	0	1	N/A	82.5%	85.1%	88.9%

* This is based on patients treated on this contract for their most recent course of treatment. Figures in italics indicate the base number of FP17s or Patient Questionnaire responses are less than 100. N/A is shown where the base number of responses is less than 10 during the period. % is calculated as Quantity/Base number*100

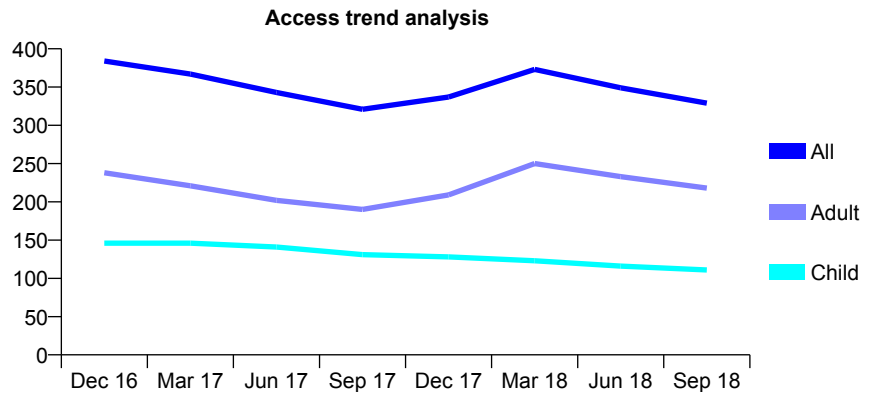
Q61 - Vital Signs At a Glance Contract Report for 557145/0003 - September 2018

Name or company name	Precious Smile Dental Care
Contract type name	GDS Contract
Purpose of contract	General
Contract start date	02/01/2007
Contract end date	

18/19 Contracted general activity (UDA)	642
Carry forward general activity (UDA)	-13
18/19 Contracted orthodontic activity (UOA)	0
Carry forward orthodontic activity (UOA)	0
Baseline contract value	£17,269.92

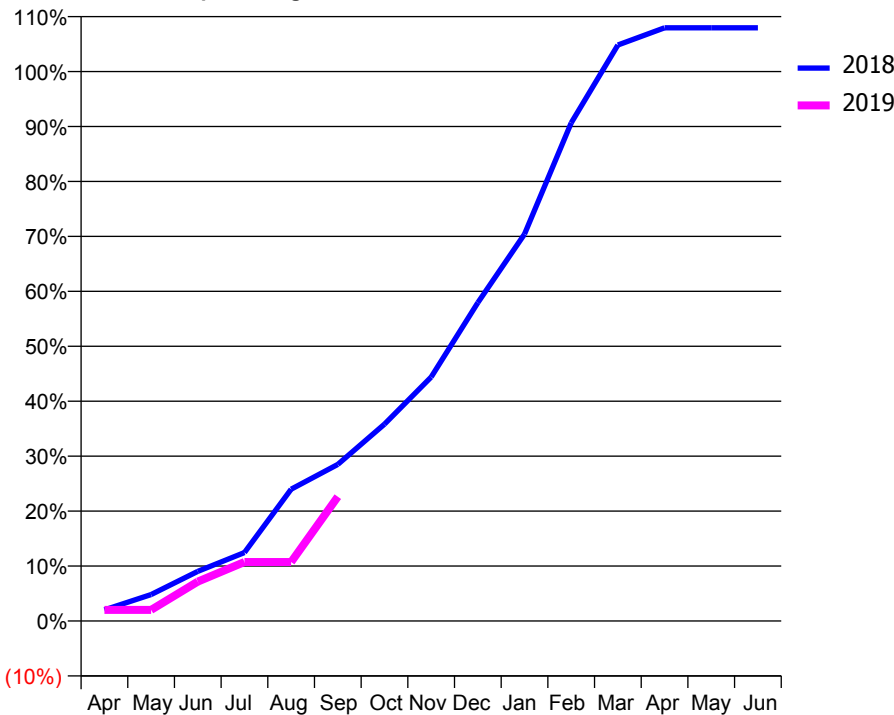
ACCESS*

Patients seen in 24 months	Total	Change since previous quarter
Quarter ending September 2017	321	
Quarter ending December 2017	337	↑
Quarter ending March 2018	373	↑
Quarter ending June 2018	349	↓
Quarter ending September 2018	329	↓
Variance since September 2017	2.5%	↑



ACTIVITY

Cumulative percentage of contracted UDA delivered 2018 & 2019



Adjusted Scheduled Activity (UDA)		
Month	2018	2019
April	13	13
May	31	13
June	58	46
July	80	69
August	154	69
September	183	145
October	230	
November	285	
December	372	
January	452	
February	582	
March	673	
April	693	
May	693	
June	693	

QUALITY

	Quantity	Base Number	Contract	AT	Region	England
% of FP17s for the same patient ID Re-attending within 3 months - Children	4	35	11.4%	10.5%	11.5%	11.6%
% of FP17s for the same patient ID Re-attending within 3 months - Adults	1	31	3.2%	15.7%	16.5%	15.5%
% of FP17s for the same patient ID Re-attending between 3 & 9 months - Children	14	35	40.0%	44.8%	48.5%	58.8%
% of FP17s for the same patient ID Re-attending between 3 & 9 months - Adults	5	31	16.1%	37.0%	39.1%	51.1%
% of FP17s for Band 1 Urgent Courses	2	56	3.6%	10.9%	10.6%	9.0%
% of FP17s Relating to Free Repair or Replacements	0	56	0.0%	0.5%	0.5%	0.8%
% of FP17s Relating to Continuations	0	56	0.0%	0.7%	0.7%	0.9%
% of Patients satisfied with the dentistry they have received	0	0	N/A	90.7%	90.5%	93.3%
% of Patients satisfied with the time they had to wait for an appointment	0	0	N/A	82.5%	85.1%	88.9%

* This is based on patients treated on this contract for their most recent course of treatment. Figures in italics indicate the base number of FP17s or Patient Questionnaire responses are less than 100. N/A is shown where the base number of responses is less than 10 during the period. % is calculated as Quantity/Base number*100

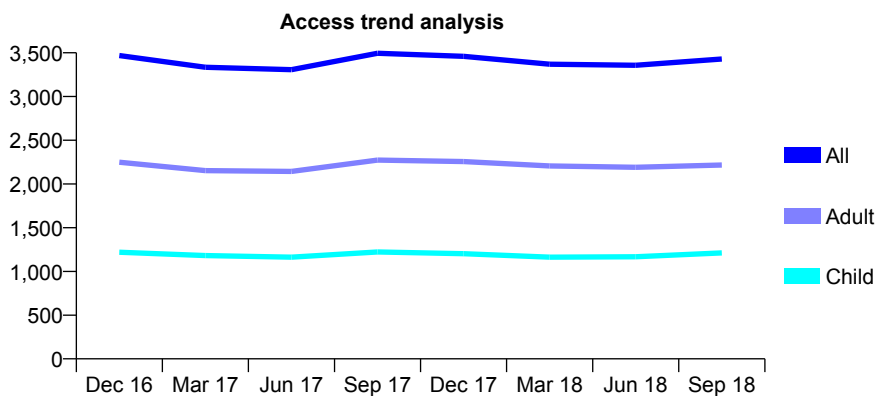
Q61 - Vital Signs At a Glance Contract Report for 560022/0002 - September 2018

Name or company name	MR J SCHWAB
Contract type name	GDS Contract
Purpose of contract	General
Contract start date	10/08/2011
Contract end date	

18/19 Contracted general activity (UDA)	13,288
Carry forward general activity (UDA)	0
18/19 Contracted orthodontic activity (UOA)	0
Carry forward orthodontic activity (UOA)	0
Baseline contract value	£249,491.67

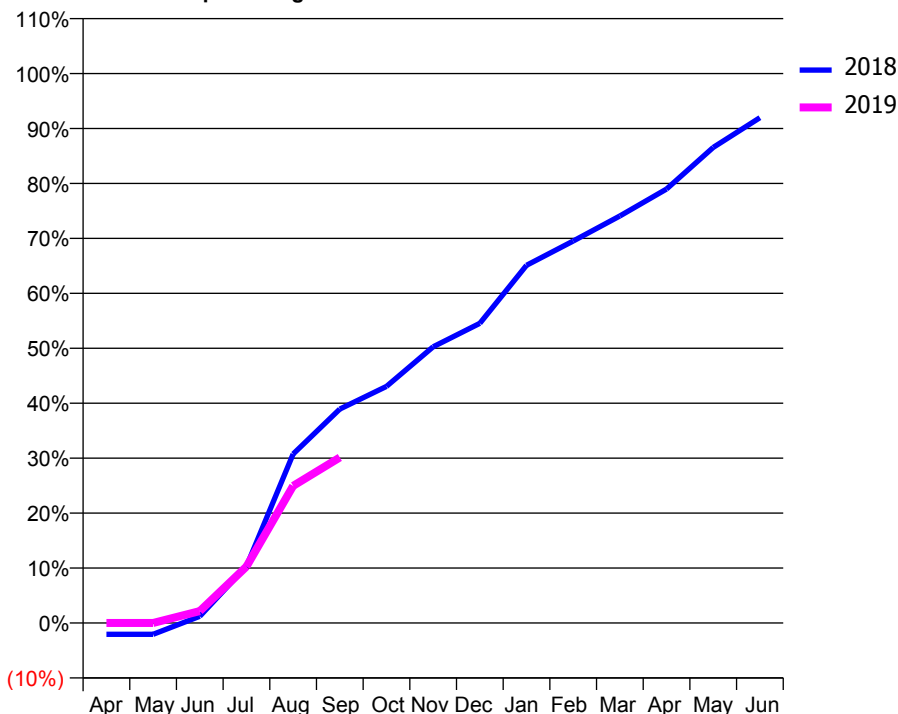
ACCESS*

Patients seen in 24 months	Total	Change since previous quarter
Quarter ending September 2017	3,495	
Quarter ending December 2017	3,460	↓
Quarter ending March 2018	3,369	↓
Quarter ending June 2018	3,357	→
Quarter ending September 2018	3,429	↑
Variance since September 2017	(1.9%)	↓



ACTIVITY

Cumulative percentage of contracted UDA delivered 2018 & 2019



Adjusted Scheduled Activity (UDA)

Month	2018	2019
April	-275	0
May	-275	0
June	162	289
July	1,371	1,366
August	4,087	3,317
September	5,175	4,004
October	5,721	
November	6,681	
December	7,247	
January	8,651	
February	9,236	
March	9,844	
April	10,496	
May	11,501	
June	12,220	

QUALITY

	Quantity	Base Number	Contract	AT	Region	England
% of FP17s for the same patient ID Re-attending within 3 months - Children	40	759	5.3%	10.5%	11.5%	11.6%
% of FP17s for the same patient ID Re-attending within 3 months - Adults	168	1,361	12.3%	15.7%	16.5%	15.5%
% of FP17s for the same patient ID Re-attending between 3 & 9 months - Children	288	759	37.9%	44.8%	48.5%	58.8%
% of FP17s for the same patient ID Re-attending between 3 & 9 months - Adults	538	1,361	39.5%	37.0%	39.1%	51.1%
% of FP17s for Band 1 Urgent Courses	170	1,408	12.1%	10.9%	10.6%	9.0%
% of FP17s Relating to Free Repair or Replacements	4	1,408	0.3%	0.5%	0.5%	0.8%
% of FP17s Relating to Continuations	0	1,408	0.0%	0.7%	0.7%	0.9%
% of Patients satisfied with the dentistry they have received	10	10	100.0%	90.7%	90.5%	93.3%
% of Patients satisfied with the time they had to wait for an appointment	7	10	70.0%	82.5%	85.1%	88.9%

* This is based on patients treated on this contract for their most recent course of treatment. Figures in italics indicate the base number of FP17s or Patient Questionnaire responses are less than 100. N/A is shown where the base number of responses is less than 10 during the period. % is calculated as Quantity/Base number*100

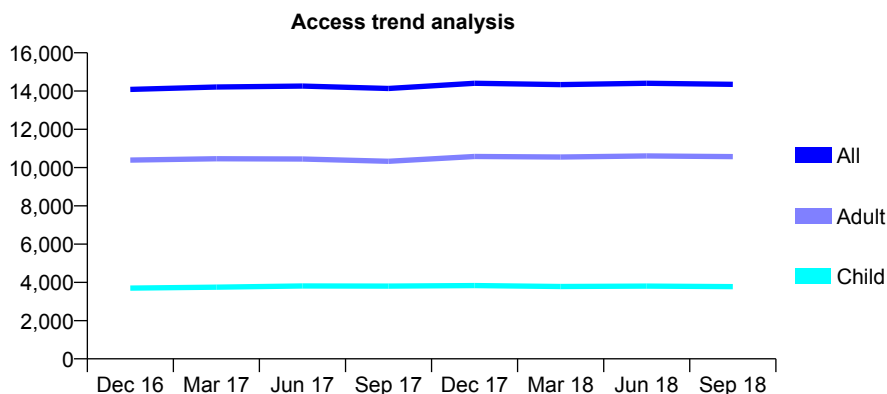
Q61 - Vital Signs At a Glance Contract Report for 566667/0001 - September 2018

Name or company name	MR RN TORRANCE
Contract type name	GDS Contract
Purpose of contract	General
Contract start date	01/04/2006
Contract end date	

18/19 Contracted general activity (UDA)	54,930
Carry forward general activity (UDA)	0
18/19 Contracted orthodontic activity (UOA)	0
Carry forward orthodontic activity (UOA)	0
Baseline contract value	£1,536,999.32

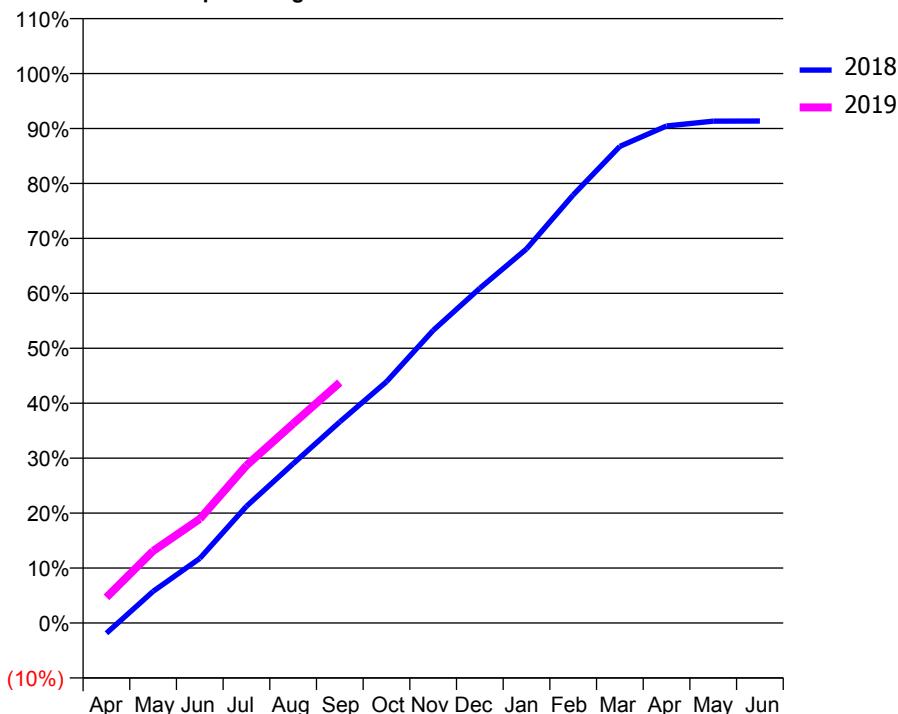
ACCESS*

Patients seen in 24 months	Total	Change since previous quarter
Quarter ending September 2017	14,132	
Quarter ending December 2017	14,410	→
Quarter ending March 2018	14,339	→
Quarter ending June 2018	14,408	→
Quarter ending September 2018	14,349	→
Variance since September 2017	1.5%	→



ACTIVITY

Cumulative percentage of contracted UDA delivered 2018 & 2019



Month	Adjusted Scheduled Activity (UDA)	
	2018	2019
April	-1,033	2,566
May	3,169	7,199
June	6,456	10,408
July	11,670	15,752
August	15,916	19,920
September	20,112	24,047
October	24,117	
November	29,246	
December	33,465	
January	37,397	
February	42,793	
March	47,645	
April	49,685	
May	50,171	
June	50,183	

QUALITY

	Quantity	Base Number	Contract	AT	Region	England
% of FP17s for the same patient ID Re-attending within 3 months - Children	265	2,320	11.4%	10.5%	11.5%	11.6%
% of FP17s for the same patient ID Re-attending within 3 months - Adults	1,030	5,668	18.2%	15.7%	16.5%	15.5%
% of FP17s for the same patient ID Re-attending between 3 & 9 months - Children	866	2,320	37.3%	44.8%	48.5%	58.8%
% of FP17s for the same patient ID Re-attending between 3 & 9 months - Adults	1,681	5,668	29.7%	37.0%	39.1%	51.1%
% of FP17s for Band 1 Urgent Courses	1,278	7,276	17.6%	10.9%	10.6%	9.0%
% of FP17s Relating to Free Repair or Replacements	62	7,276	0.9%	0.5%	0.5%	0.8%
% of FP17s Relating to Continuations	19	7,276	0.3%	0.7%	0.7%	0.9%
% of Patients satisfied with the dentistry they have received	10	11	90.9%	90.7%	90.5%	93.3%
% of Patients satisfied with the time they had to wait for an appointment	9	11	81.8%	82.5%	85.1%	88.9%

* This is based on patients treated on this contract for their most recent course of treatment. Figures in italics indicate the base number of FP17s or Patient Questionnaire responses are less than 100. N/A is shown where the base number of responses is less than 10 during the period. % is calculated as Quantity/Base number*100

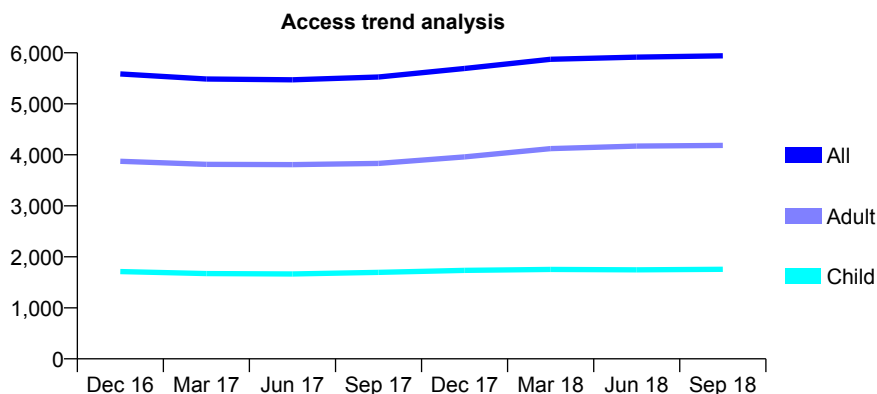
Q61 - Vital Signs At a Glance Contract Report for 566969/0001 - September 2018

Name or company name	Sohail Moulana
Contract type name	GDS Contract
Purpose of contract	General
Contract start date	01/04/2006
Contract end date	

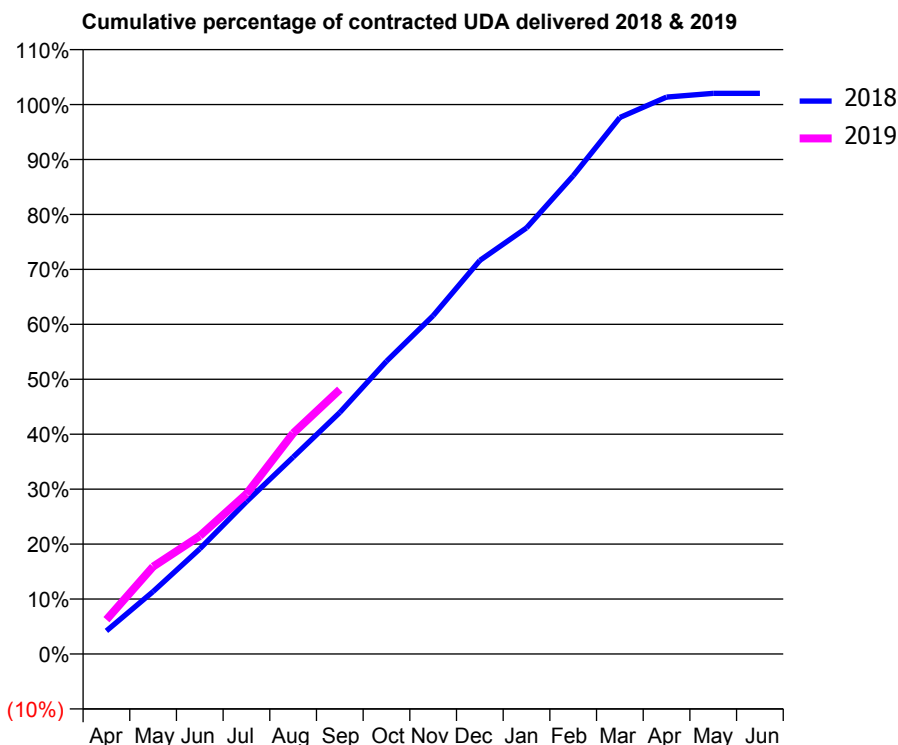
18/19 Contracted general activity (UDA)	17,225
Carry forward general activity (UDA)	-345
18/19 Contracted orthodontic activity (UOA)	0
Carry forward orthodontic activity (UOA)	0
Baseline contract value	£546,321.13

ACCESS*

Patients seen in 24 months	Total	Change since previous quarter
Quarter ending September 2017	5,526	
Quarter ending December 2017	5,694	↑
Quarter ending March 2018	5,874	↑
Quarter ending June 2018	5,914	→
Quarter ending September 2018	5,940	→
Variance since September 2017	7.5%	↑



ACTIVITY



Month	Adjusted Scheduled Activity (UDA)	
	2018	2019
April	727	1,077
May	1,958	2,741
June	3,298	3,703
July	4,777	5,016
August	6,172	6,921
September	7,573	8,291
October	9,179	
November	10,606	
December	12,335	
January	13,358	
February	14,990	
March	16,816	
April	17,456	
May	17,573	
June	17,573	

QUALITY

	Quantity	Base Number	Contract	AT	Region	England
% of FP17s for the same patient ID Re-attending within 3 months - Children	61	915	6.7%	10.5%	11.5%	11.6%
% of FP17s for the same patient ID Re-attending within 3 months - Adults	360	2,237	16.1%	15.7%	16.5%	15.5%
% of FP17s for the same patient ID Re-attending between 3 & 9 months - Children	289	915	31.6%	44.8%	48.5%	58.8%
% of FP17s for the same patient ID Re-attending between 3 & 9 months - Adults	724	2,237	32.4%	37.0%	39.1%	51.1%
% of FP17s for Band 1 Urgent Courses	469	2,894	16.2%	10.9%	10.6%	9.0%
% of FP17s Relating to Free Repair or Replacements	7	2,894	0.2%	0.5%	0.5%	0.8%
% of FP17s Relating to Continuations	29	2,894	1.0%	0.7%	0.7%	0.9%
% of Patients satisfied with the dentistry they have received	1	1	N/A	90.7%	90.5%	93.3%
% of Patients satisfied with the time they had to wait for an appointment	1	1	N/A	82.5%	85.1%	88.9%

* This is based on patients treated on this contract for their most recent course of treatment. Figures in italics indicate the base number of FP17s or Patient Questionnaire responses are less than 100. N/A is shown where the base number of responses is less than 10 during the period. % is calculated as Quantity/Base number*100

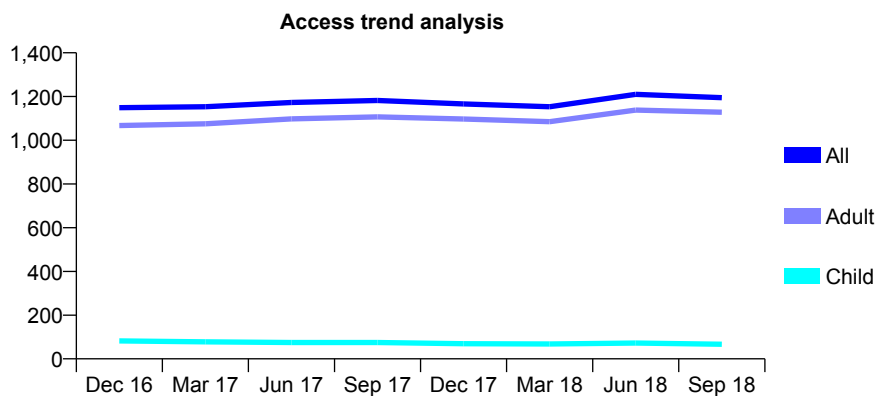
Q61 - Vital Signs At a Glance Contract Report for 568503/0001 - September 2018

Name or company name	MR NS MUDHAR
Contract type name	GDS Contract
Purpose of contract	General
Contract start date	01/04/2006
Contract end date	

18/19 Contracted general activity (UDA)	4,783
Carry forward general activity (UDA)	-35
18/19 Contracted orthodontic activity (UOA)	0
Carry forward orthodontic activity (UOA)	0
Baseline contract value	£195,764.46

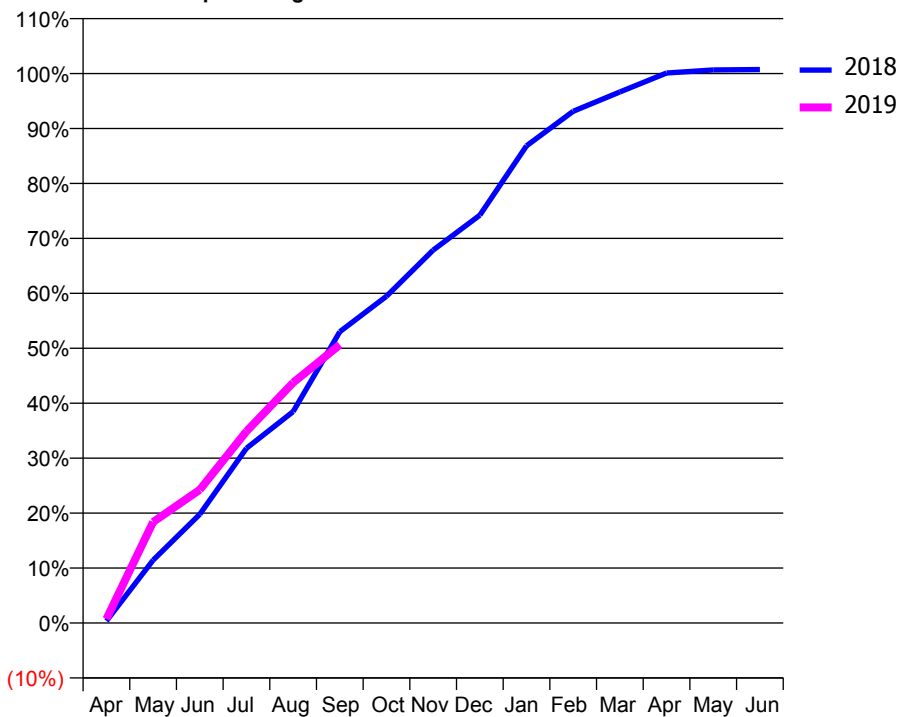
ACCESS*

Patients seen in 24 months	Total	Change since previous quarter
Quarter ending September 2017	1,182	
Quarter ending December 2017	1,166	↓
Quarter ending March 2018	1,153	↓
Quarter ending June 2018	1,210	↑
Quarter ending September 2018	1,195	↓
Variance since September 2017	1.1%	→



ACTIVITY

Cumulative percentage of contracted UDA delivered 2018 & 2019



Adjusted Scheduled Activity (UDA)		
Month	2018	2019
April	18	35
May	547	879
June	947	1,160
July	1,521	1,668
August	1,840	2,092
September	2,536	2,422
October	2,844	
November	3,246	
December	3,550	
January	4,153	
February	4,454	
March	4,622	
April	4,787	
May	4,814	
June	4,818	

QUALITY

	Quantity	Base Number	Contract	AT	Region	England
% of FP17s for the same patient ID Re-attending within 3 months - Children	1	26	3.8%	10.5%	11.5%	11.6%
% of FP17s for the same patient ID Re-attending within 3 months - Adults	52	507	10.3%	15.7%	16.5%	15.5%
% of FP17s for the same patient ID Re-attending between 3 & 9 months - Children	3	26	11.5%	44.8%	48.5%	58.8%
% of FP17s for the same patient ID Re-attending between 3 & 9 months - Adults	115	507	22.7%	37.0%	39.1%	51.1%
% of FP17s for Band 1 Urgent Courses	46	442	10.4%	10.9%	10.6%	9.0%
% of FP17s Relating to Free Repair or Replacements	0	442	0.0%	0.5%	0.5%	0.8%
% of FP17s Relating to Continuations	4	442	0.9%	0.7%	0.7%	0.9%
% of Patients satisfied with the dentistry they have received	0	0	N/A	90.7%	90.5%	93.3%
% of Patients satisfied with the time they had to wait for an appointment	0	0	N/A	82.5%	85.1%	88.9%

* This is based on patients treated on this contract for their most recent course of treatment. Figures in italics indicate the base number of FP17s or Patient Questionnaire responses are less than 100. N/A is shown where the base number of responses is less than 10 during the period. % is calculated as Quantity/Base number*100

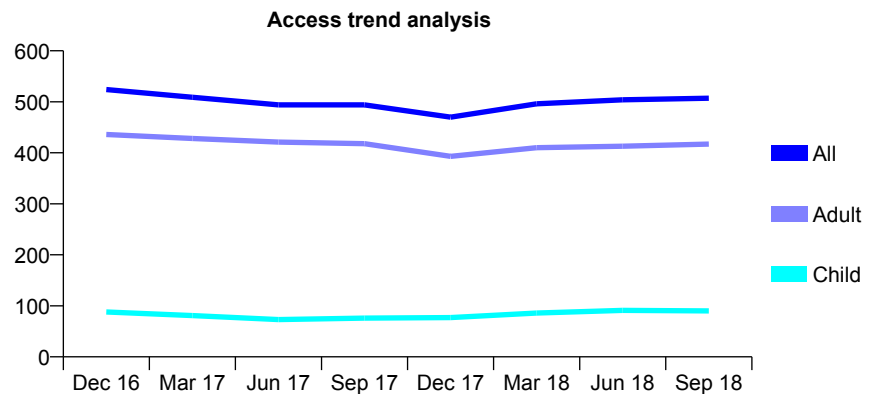
Q61 - Vital Signs At a Glance Contract Report for 568503/0003 - September 2018

Name or company name	MR NS MUDHAR
Contract type name	GDS Contract
Purpose of contract	General
Contract start date	01/04/2006
Contract end date	

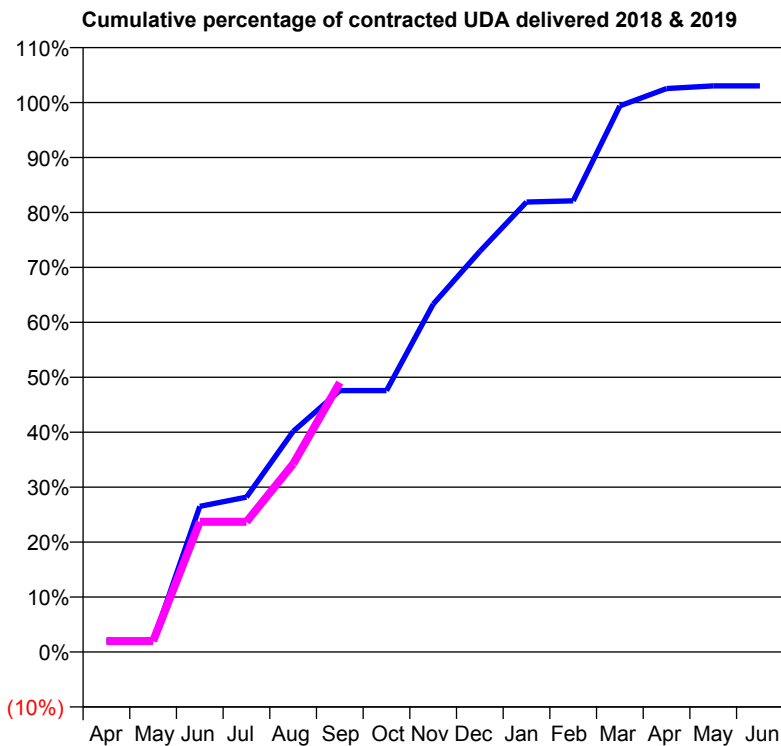
18/19 Contracted general activity (UDA)	1,840
Carry forward general activity (UDA)	-37
18/19 Contracted orthodontic activity (UOA)	0
Carry forward orthodontic activity (UOA)	0
Baseline contract value	£62,536.63

ACCESS*

Patients seen in 24 months	Total	Change since previous quarter
Quarter ending September 2017	494	
Quarter ending December 2017	470	↓
Quarter ending March 2018	496	↑
Quarter ending June 2018	504	→
Quarter ending September 2018	507	→
Variance since September 2017	2.6%	↑



ACTIVITY



Month	Adjusted Scheduled Activity (UDA)	
	2018	2019
April	37	37
May	37	37
June	488	436
July	519	436
August	739	630
September	876	902
October	876	
November	1,165	
December	1,342	
January	1,507	
February	1,511	
March	1,829	
April	1,887	
May	1,896	
June	1,896	

QUALITY

	Quantity	Base Number	Contract	AT	Region	England
% of FP17s for the same patient ID Re-attending within 3 months - Children	3	41	7.3%	10.5%	11.5%	11.6%
% of FP17s for the same patient ID Re-attending within 3 months - Adults	4	162	2.5%	15.7%	16.5%	15.5%
% of FP17s for the same patient ID Re-attending between 3 & 9 months - Children	12	41	29.3%	44.8%	48.5%	58.8%
% of FP17s for the same patient ID Re-attending between 3 & 9 months - Adults	31	162	19.1%	37.0%	39.1%	51.1%
% of FP17s for Band 1 Urgent Courses	1	169	0.6%	10.9%	10.6%	9.0%
% of FP17s Relating to Free Repair or Replacements	0	169	0.0%	0.5%	0.5%	0.8%
% of FP17s Relating to Continuations	0	169	0.0%	0.7%	0.7%	0.9%
% of Patients satisfied with the dentistry they have received	0	0	N/A	90.7%	90.5%	93.3%
% of Patients satisfied with the time they had to wait for an appointment	0	0	N/A	82.5%	85.1%	88.9%

* This is based on patients treated on this contract for their most recent course of treatment. Figures in italics indicate the base number of FP17s or Patient Questionnaire responses are less than 100. N/A is shown where the base number of responses is less than 10 during the period. % is calculated as Quantity/Base number*100

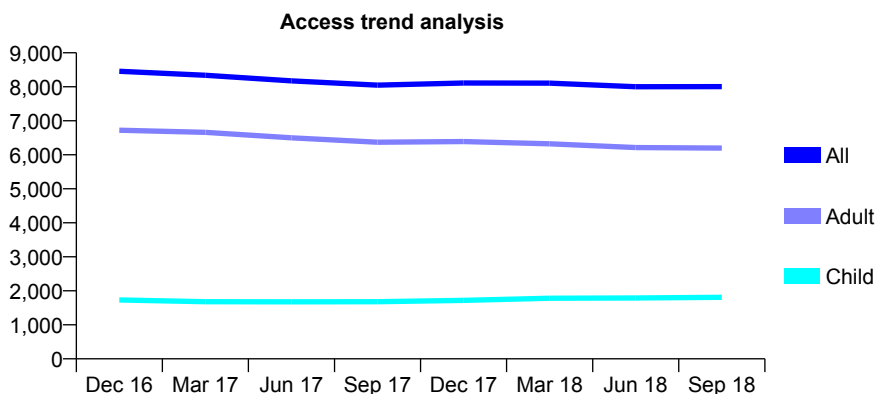
Q61 - Vital Signs At a Glance Contract Report for 568821/0003 - September 2018

Name or company name	MR BK VEKARIA
Contract type name	GDS Contract
Purpose of contract	General
Contract start date	01/05/2009
Contract end date	

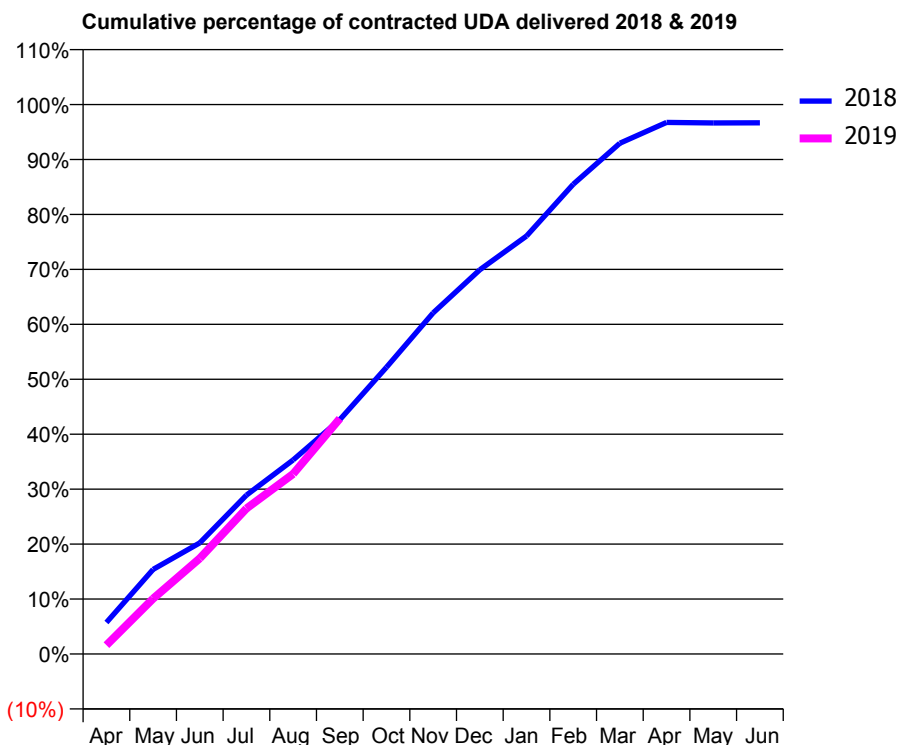
18/19 Contracted general activity (UDA)	17,684
Carry forward general activity (UDA)	591
18/19 Contracted orthodontic activity (UOA)	0
Carry forward orthodontic activity (UOA)	0
Baseline contract value	£484,828.62

ACCESS*

Patients seen in 24 months	Total	Change since previous quarter
Quarter ending September 2017	8,050	
Quarter ending December 2017	8,112	→
Quarter ending March 2018	8,108	→
Quarter ending June 2018	8,003	↓
Quarter ending September 2018	8,007	→
Variance since September 2017	(0.5%)	→



ACTIVITY



Month	Adjusted Scheduled Activity (UDA)	
	2018	2019
April	1,015	287
May	2,725	1,783
June	3,575	3,081
July	5,113	4,685
August	6,245	5,795
September	7,542	7,576
October	9,231	
November	10,980	
December	12,365	
January	13,452	
February	15,116	
March	16,437	
April	17,108	
May	17,089	
June	17,093	

QUALITY

	Quantity	Base Number	Contract	AT	Region	England
% of FP17s for the same patient ID Re-attending within 3 months - Children	64	1,141	5.6%	10.5%	11.5%	11.6%
% of FP17s for the same patient ID Re-attending within 3 months - Adults	290	3,032	9.6%	15.7%	16.5%	15.5%
% of FP17s for the same patient ID Re-attending between 3 & 9 months - Children	525	1,141	46.0%	44.8%	48.5%	58.8%
% of FP17s for the same patient ID Re-attending between 3 & 9 months - Adults	976	3,032	32.2%	37.0%	39.1%	51.1%
% of FP17s for Band 1 Urgent Courses	378	3,863	9.8%	10.9%	10.6%	9.0%
% of FP17s Relating to Free Repair or Replacements	4	3,863	0.1%	0.5%	0.5%	0.8%
% of FP17s Relating to Continuations	5	3,863	0.1%	0.7%	0.7%	0.9%
% of Patients satisfied with the dentistry they have received	1	1	N/A	90.7%	90.5%	93.3%
% of Patients satisfied with the time they had to wait for an appointment	1	1	N/A	82.5%	85.1%	88.9%

* This is based on patients treated on this contract for their most recent course of treatment. Figures in italics indicate the base number of FP17s or Patient Questionnaire responses are less than 100. N/A is shown where the base number of responses is less than 10 during the period. % is calculated as Quantity/Base number*100

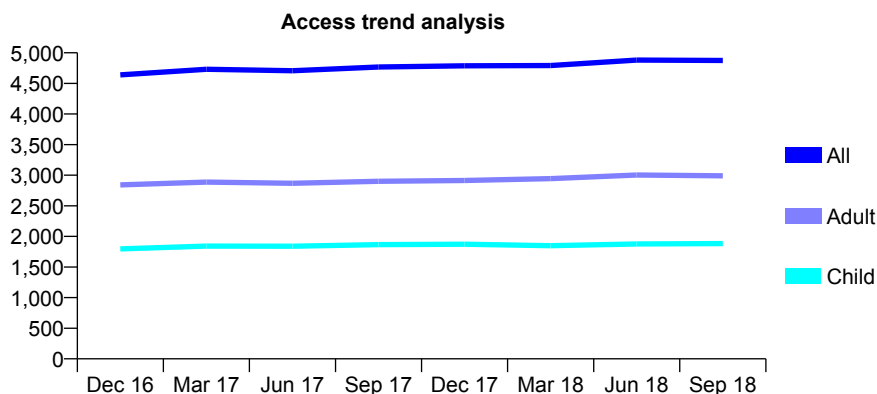
Q61 - Vital Signs At a Glance Contract Report for 572500/0001 - September 2018

Name or company name	Approach Dentistry
Contract type name	GDS Contract
Purpose of contract	General
Contract start date	01/04/2006
Contract end date	

18/19 Contracted general activity (UDA)	11,810
Carry forward general activity (UDA)	0
18/19 Contracted orthodontic activity (UOA)	0
Carry forward orthodontic activity (UOA)	0
Baseline contract value	£276,750.62

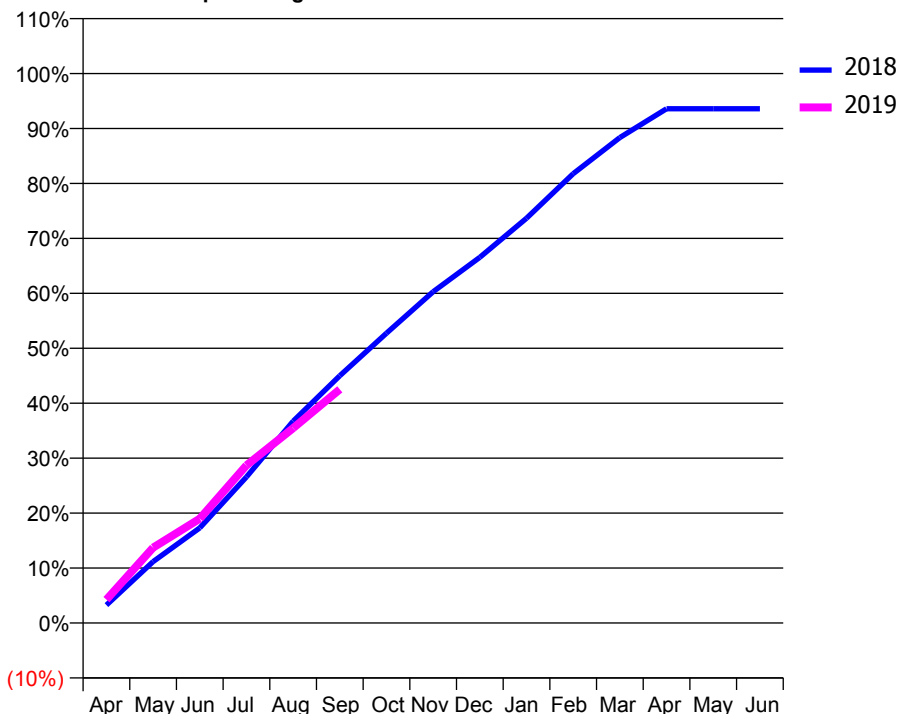
ACCESS*

Patients seen in 24 months	Total	Change since previous quarter
Quarter ending September 2017	4,768	
Quarter ending December 2017	4,787	→
Quarter ending March 2018	4,793	→
Quarter ending June 2018	4,881	→
Quarter ending September 2018	4,875	→
Variance since September 2017	2.2%	↑



ACTIVITY

Cumulative percentage of contracted UDA delivered 2018 & 2019



Month	Adjusted Scheduled Activity (UDA)	
	2018	2019
April	385	504
May	1,319	1,620
June	2,044	2,243
July	3,139	3,389
August	4,339	4,187
September	5,314	5,024
October	6,229	
November	7,121	
December	7,859	
January	8,699	
February	9,658	
March	10,433	
April	11,052	
May	11,052	
June	11,052	

QUALITY

	Quantity	Base Number	Contract	AT	Region	England
% of FP17s for the same patient ID Re-attending within 3 months - Children	133	1,388	9.6%	10.5%	11.5%	11.6%
% of FP17s for the same patient ID Re-attending within 3 months - Adults	273	1,697	16.1%	15.7%	16.5%	15.5%
% of FP17s for the same patient ID Re-attending between 3 & 9 months - Children	643	1,388	46.3%	44.8%	48.5%	58.8%
% of FP17s for the same patient ID Re-attending between 3 & 9 months - Adults	725	1,697	42.7%	37.0%	39.1%	51.1%
% of FP17s for Band 1 Urgent Courses	388	2,770	14.0%	10.9%	10.6%	9.0%
% of FP17s Relating to Free Repair or Replacements	2	2,770	0.1%	0.5%	0.5%	0.8%
% of FP17s Relating to Continuations	37	2,770	1.3%	0.7%	0.7%	0.9%
% of Patients satisfied with the dentistry they have received	1	1	N/A	90.7%	90.5%	93.3%
% of Patients satisfied with the time they had to wait for an appointment	1	1	N/A	82.5%	85.1%	88.9%

* This is based on patients treated on this contract for their most recent course of treatment. Figures in italics indicate the base number of FP17s or Patient Questionnaire responses are less than 100. N/A is shown where the base number of responses is less than 10 during the period. % is calculated as Quantity/Base number*100

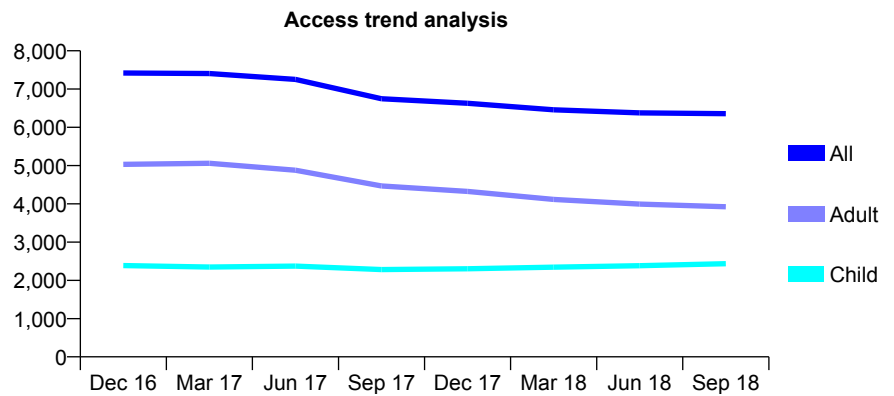
Q61 - Vital Signs At a Glance Contract Report for 572659/0001 - September 2018

Name or company name	MR LS LEVIN
Contract type name	GDS Contract
Purpose of contract	General
Contract start date	01/04/2006
Contract end date	

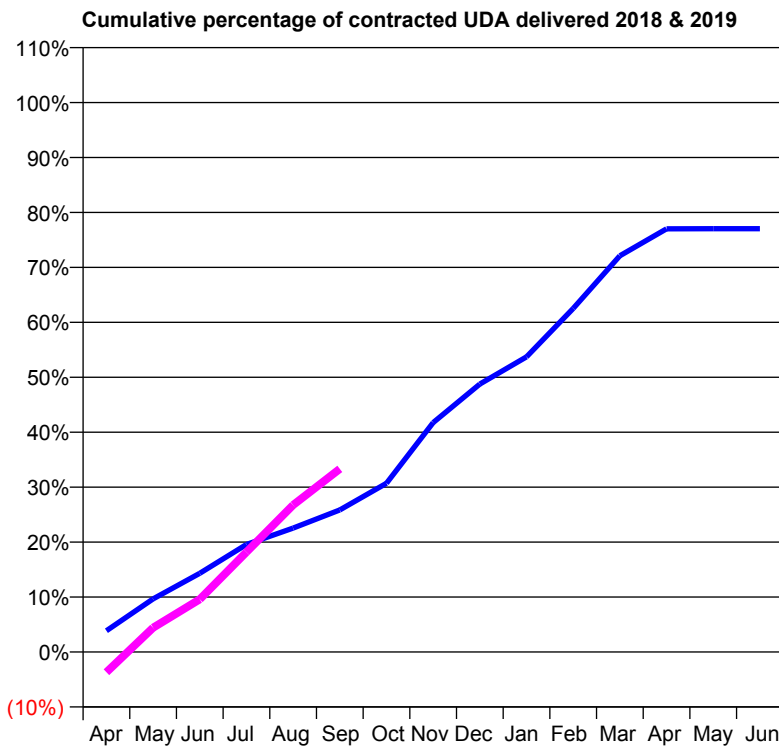
18/19 Contracted general activity (UDA)	21,691
Carry forward general activity (UDA)	1,560
18/19 Contracted orthodontic activity (UOA)	0
Carry forward orthodontic activity (UOA)	0
Baseline contract value	£624,235.30

ACCESS*

Patients seen in 24 months	Total	Change since previous quarter
Quarter ending September 2017	6,748	
Quarter ending December 2017	6,627	↓
Quarter ending March 2018	6,457	↓
Quarter ending June 2018	6,377	↓
Quarter ending September 2018	6,357	→
Variance since September 2017	(5.8%)	↓



ACTIVITY



Month	Adjusted Scheduled Activity (UDA)	
	2018	2019
April	837	-804
May	2,098	958
June	3,110	2,083
July	4,245	3,945
August	4,892	5,805
September	5,607	7,232
October	6,659	
November	9,054	
December	10,577	
January	11,650	
February	13,562	
March	15,640	
April	16,707	
May	16,707	
June	16,711	

QUALITY

	Quantity	Base Number	Contract	AT	Region	England
% of FP17s for the same patient ID Re-attending within 3 months - Children	174	1,779	9.8%	10.5%	11.5%	11.6%
% of FP17s for the same patient ID Re-attending within 3 months - Adults	379	2,383	15.9%	15.7%	16.5%	15.5%
% of FP17s for the same patient ID Re-attending between 3 & 9 months - Children	756	1,779	42.5%	44.8%	48.5%	58.8%
% of FP17s for the same patient ID Re-attending between 3 & 9 months - Adults	842	2,383	35.3%	37.0%	39.1%	51.1%
% of FP17s for Band 1 Urgent Courses	378	3,814	9.9%	10.9%	10.6%	9.0%
% of FP17s Relating to Free Repair or Replacements	24	3,814	0.6%	0.5%	0.5%	0.8%
% of FP17s Relating to Continuations	75	3,814	2.0%	0.7%	0.7%	0.9%
% of Patients satisfied with the dentistry they have received	1	1	N/A	90.7%	90.5%	93.3%
% of Patients satisfied with the time they had to wait for an appointment	1	1	N/A	82.5%	85.1%	88.9%

* This is based on patients treated on this contract for their most recent course of treatment. Figures in italics indicate the base number of FP17s or Patient Questionnaire responses are less than 100. N/A is shown where the base number of responses is less than 10 during the period. % is calculated as Quantity/Base number*100

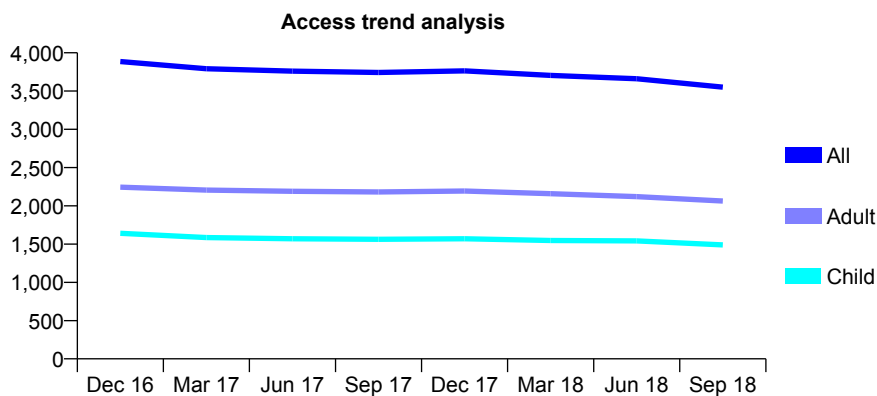
Q61 - Vital Signs At a Glance Contract Report for 572888/0001 - September 2018

Name or company name	MR R GOGNA
Contract type name	GDS Contract
Purpose of contract	General
Contract start date	01/04/2006
Contract end date	

18/19 Contracted general activity (UDA)	8,928
Carry forward general activity (UDA)	269
18/19 Contracted orthodontic activity (UOA)	0
Carry forward orthodontic activity (UOA)	0
Baseline contract value	£258,204.05

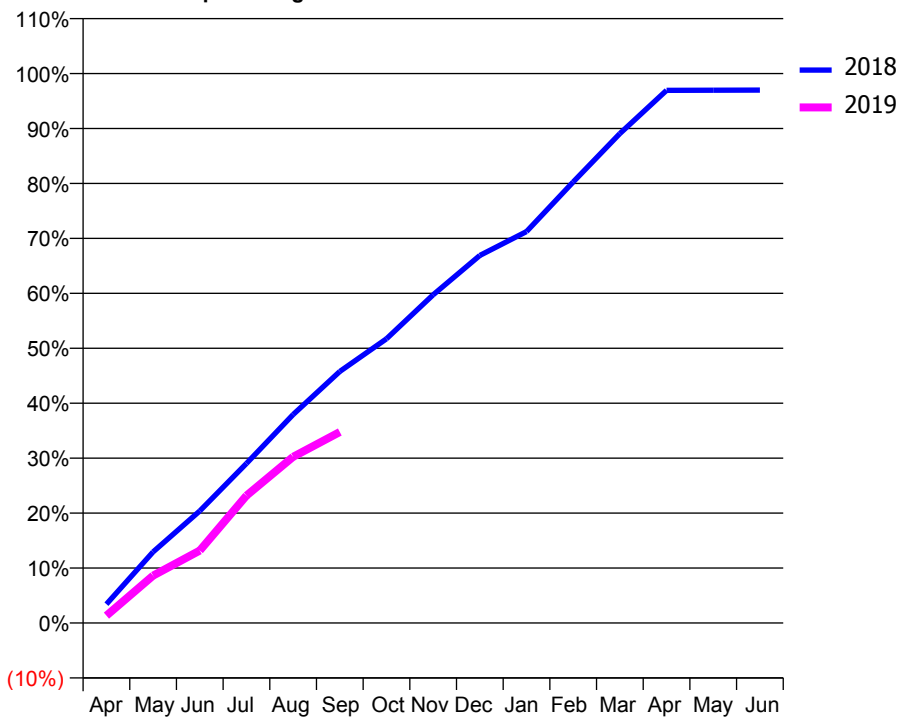
ACCESS*

Patients seen in 24 months	Total	Change since previous quarter
Quarter ending September 2017	3,743	
Quarter ending December 2017	3,763	→
Quarter ending March 2018	3,705	↓
Quarter ending June 2018	3,661	↓
Quarter ending September 2018	3,552	↓
Variance since September 2017	(5.1%)	↓



ACTIVITY

Cumulative percentage of contracted UDA delivered 2018 & 2019



Adjusted Scheduled Activity (UDA)

Month	2018	2019
April	307	119
May	1,155	769
June	1,820	1,177
July	2,592	2,071
August	3,387	2,700
September	4,087	3,104
October	4,618	
November	5,333	
December	5,971	
January	6,361	
February	7,166	
March	7,952	
April	8,654	
May	8,657	
June	8,659	

QUALITY

	Quantity	Base Number	Contract	AT	Region	England
% of FP17s for the same patient ID Re-attending within 3 months - Children	75	1,152	6.5%	10.5%	11.5%	11.6%
% of FP17s for the same patient ID Re-attending within 3 months - Adults	184	1,379	13.3%	15.7%	16.5%	15.5%
% of FP17s for the same patient ID Re-attending between 3 & 9 months - Children	718	1,152	62.3%	44.8%	48.5%	58.8%
% of FP17s for the same patient ID Re-attending between 3 & 9 months - Adults	712	1,379	51.6%	37.0%	39.1%	51.1%
% of FP17s for Band 1 Urgent Courses	119	1,557	7.6%	10.9%	10.6%	9.0%
% of FP17s Relating to Free Repair or Replacements	8	1,557	0.5%	0.5%	0.5%	0.8%
% of FP17s Relating to Continuations	8	1,557	0.5%	0.7%	0.7%	0.9%
% of Patients satisfied with the dentistry they have received	0	0	N/A	90.7%	90.5%	93.3%
% of Patients satisfied with the time they had to wait for an appointment	0	0	N/A	82.5%	85.1%	88.9%

* This is based on patients treated on this contract for their most recent course of treatment. Figures in italics indicate the base number of FP17s or Patient Questionnaire responses are less than 100. N/A is shown where the base number of responses is less than 10 during the period. % is calculated as Quantity/Base number*100

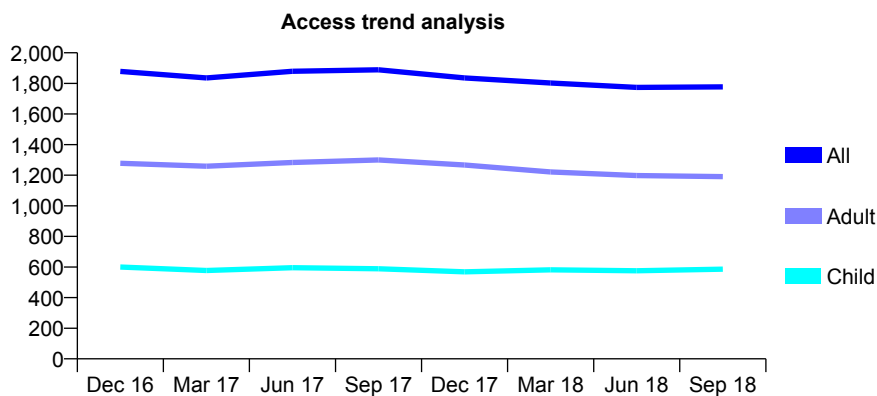
Q61 - Vital Signs At a Glance Contract Report for 574732/0001 - September 2018

Name or company name	MR B LILADHAR
Contract type name	GDS Contract
Purpose of contract	General and Orthodontic
Contract start date	01/04/2006
Contract end date	

18/19 Contracted general activity (UDA)	3,503
Carry forward general activity (UDA)	0
18/19 Contracted orthodontic activity (UOA)	315
Carry forward orthodontic activity (UOA)	0
Baseline contract value	£128,882.56

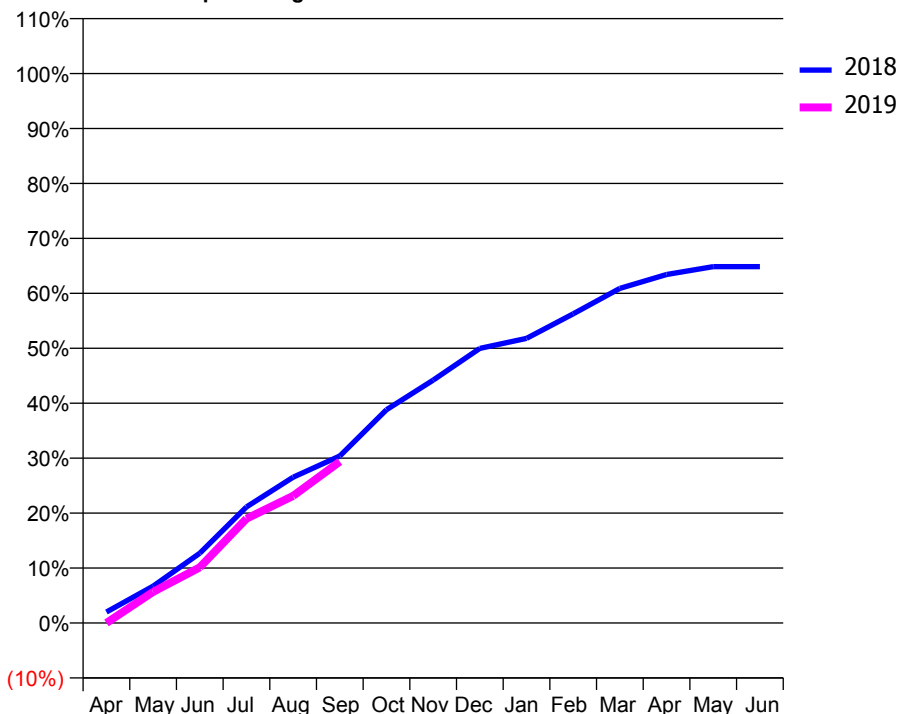
ACCESS*

Patients seen in 24 months	Total	Change since previous quarter
Quarter ending September 2017	1,889	
Quarter ending December 2017	1,836	↓
Quarter ending March 2018	1,803	↓
Quarter ending June 2018	1,774	↓
Quarter ending September 2018	1,777	→
Variance since September 2017	(5.9%)	↓



ACTIVITY

Cumulative percentage of contracted UDA delivered 2018 & 2019



Month	Adjusted Scheduled Activity (UDA)	
	2018	2019
April	70	0
May	235	198
June	445	355
July	740	665
August	930	811
September	1,065	1,029
October	1,360	
November	1,548	
December	1,751	
January	1,814	
February	1,971	
March	2,133	
April	2,222	
May	2,272	
June	2,272	

QUALITY

	Quantity	Base Number	Contract	AT	Region	England
% of FP17s for the same patient ID Re-attending within 3 months - Children	32	386	8.3%	10.5%	11.5%	11.6%
% of FP17s for the same patient ID Re-attending within 3 months - Adults	79	722	10.9%	15.7%	16.5%	15.5%
% of FP17s for the same patient ID Re-attending between 3 & 9 months - Children	189	386	49.0%	44.8%	48.5%	58.8%
% of FP17s for the same patient ID Re-attending between 3 & 9 months - Adults	344	722	47.6%	37.0%	39.1%	51.1%
% of FP17s for Band 1 Urgent Courses	38	510	7.5%	10.9%	10.6%	9.0%
% of FP17s Relating to Free Repair or Replacements	3	510	0.6%	0.5%	0.5%	0.8%
% of FP17s Relating to Continuations	4	510	0.8%	0.7%	0.7%	0.9%
% of Patients satisfied with the dentistry they have received	1	1	N/A	90.7%	90.5%	93.3%
% of Patients satisfied with the time they had to wait for an appointment	1	1	N/A	82.5%	85.1%	88.9%

* This is based on patients treated on this contract for their most recent course of treatment. Figures in italics indicate the base number of FP17s or Patient Questionnaire responses are less than 100. N/A is shown where the base number of responses is less than 10 during the period. % is calculated as Quantity/Base number*100

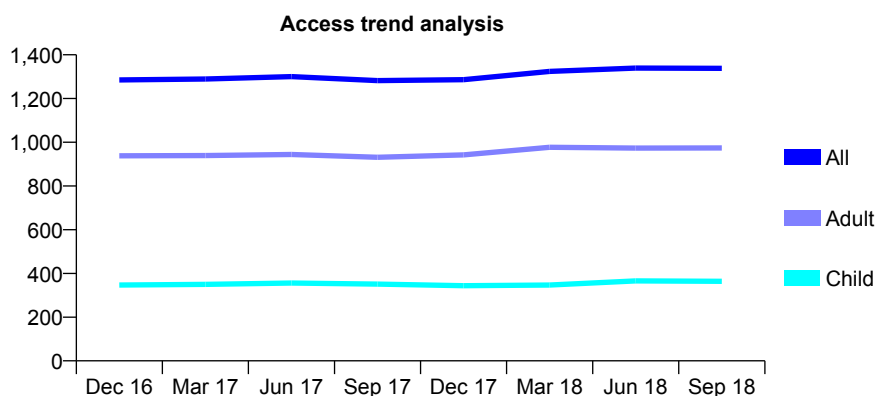
Q61 - Vital Signs At a Glance Contract Report for 576778/0001 - September 2018

Name or company name	MR AK FANG
Contract type name	GDS Contract
Purpose of contract	General
Contract start date	01/04/2006
Contract end date	

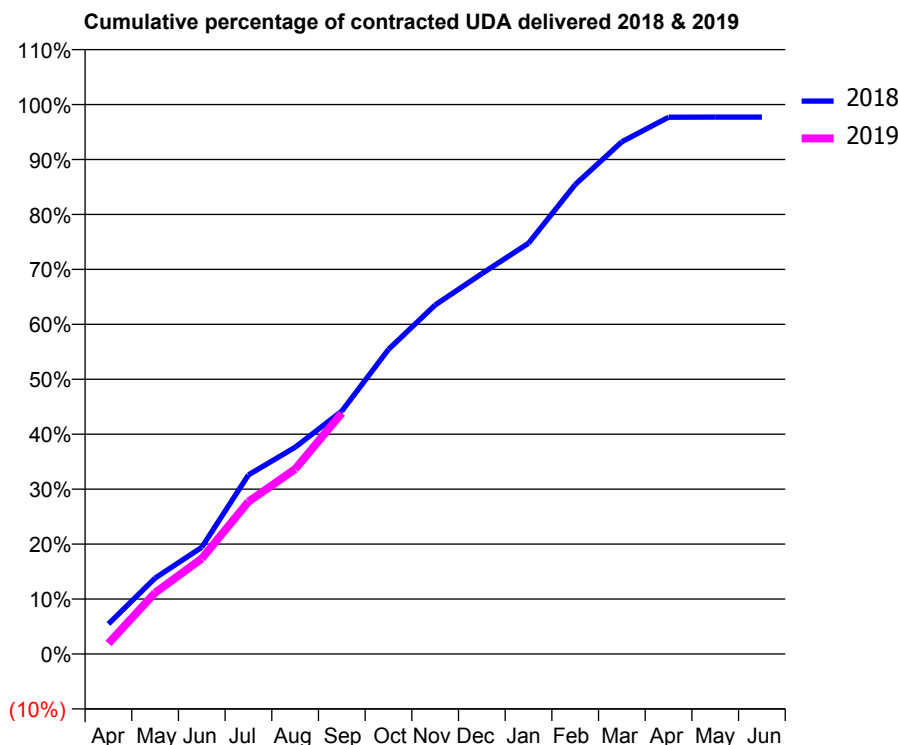
18/19 Contracted general activity (UDA)	4,368
Carry forward general activity (UDA)	100
18/19 Contracted orthodontic activity (UOA)	0
Carry forward orthodontic activity (UOA)	0
Baseline contract value	£121,479.85

ACCESS*

Patients seen in 24 months	Total	Change since previous quarter
Quarter ending September 2017	1,282	
Quarter ending December 2017	1,286	→
Quarter ending March 2018	1,324	↑
Quarter ending June 2018	1,339	→
Quarter ending September 2018	1,338	→
Variance since September 2017	4.4%	↑



ACTIVITY



Month	Adjusted Scheduled Activity (UDA)	
	2018	2019
April	239	85
May	603	487
June	849	759
July	1,425	1,211
August	1,643	1,469
September	1,931	1,915
October	2,421	
November	2,774	
December	3,024	
January	3,265	
February	3,731	
March	4,072	
April	4,267	
May	4,268	
June	4,268	

QUALITY

	Quantity	Base Number	Contract	AT	Region	England
% of FP17s for the same patient ID Re-attending within 3 months - Children	28	284	9.9%	10.5%	11.5%	11.6%
% of FP17s for the same patient ID Re-attending within 3 months - Adults	79	653	12.1%	15.7%	16.5%	15.5%
% of FP17s for the same patient ID Re-attending between 3 & 9 months - Children	176	284	62.0%	44.8%	48.5%	58.8%
% of FP17s for the same patient ID Re-attending between 3 & 9 months - Adults	363	653	55.6%	37.0%	39.1%	51.1%
% of FP17s for Band 1 Urgent Courses	85	874	9.7%	10.9%	10.6%	9.0%
% of FP17s Relating to Free Repair or Replacements	0	874	0.0%	0.5%	0.5%	0.8%
% of FP17s Relating to Continuations	0	874	0.0%	0.7%	0.7%	0.9%
% of Patients satisfied with the dentistry they have received	2	2	N/A	90.7%	90.5%	93.3%
% of Patients satisfied with the time they had to wait for an appointment	2	2	N/A	82.5%	85.1%	88.9%

* This is based on patients treated on this contract for their most recent course of treatment. Figures in italics indicate the base number of FP17s or Patient Questionnaire responses are less than 100. N/A is shown where the base number of responses is less than 10 during the period. % is calculated as Quantity/Base number*100

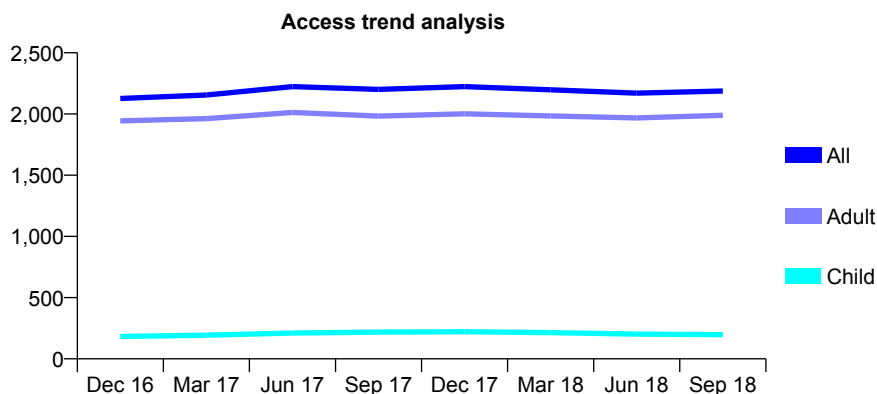
Q61 - Vital Signs At a Glance Contract Report for 577472/0001 - September 2018

Name or company name	MR NR SHUKLE
Contract type name	GDS Contract
Purpose of contract	General
Contract start date	01/04/2006
Contract end date	

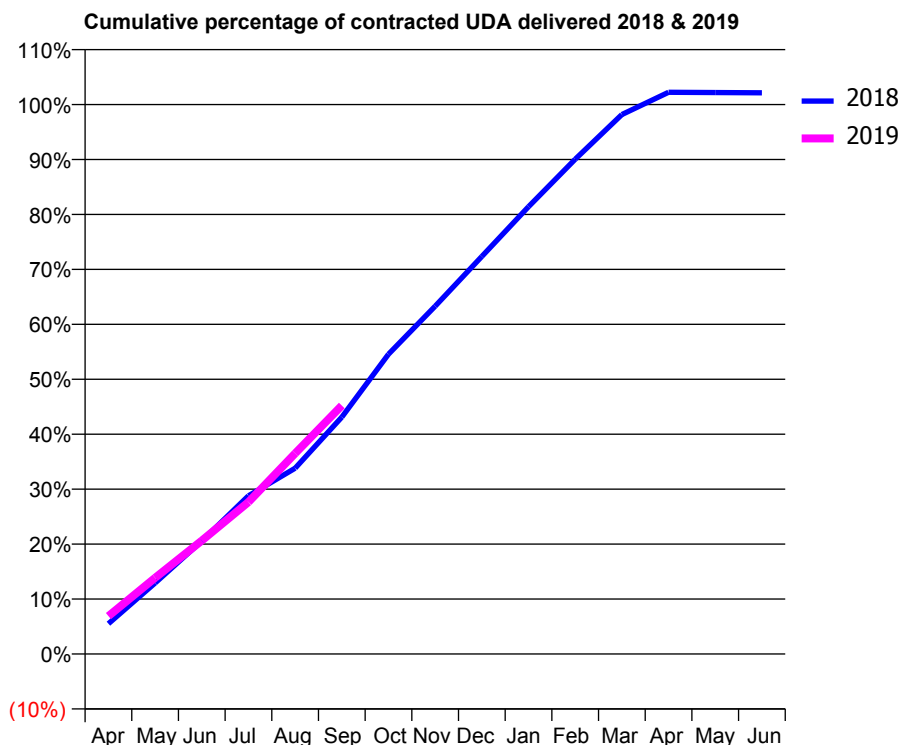
18/19 Contracted general activity (UDA)	5,608
Carry forward general activity (UDA)	-112
18/19 Contracted orthodontic activity (UOA)	0
Carry forward orthodontic activity (UOA)	0
Baseline contract value	£140,829.10

ACCESS*

Patients seen in 24 months	Total	Change since previous quarter
Quarter ending September 2017	2,201	
Quarter ending December 2017	2,224	→
Quarter ending March 2018	2,198	↓
Quarter ending June 2018	2,170	↓
Quarter ending September 2018	2,188	→
Variance since September 2017	(0.6%)	→



ACTIVITY



Month	Adjusted Scheduled Activity (UDA)	
	2018	2019
April	310	387
May	724	778
June	1,153	1,158
July	1,615	1,550
August	1,896	2,048
September	2,417	2,536
October	3,060	
November	3,550	
December	4,057	
January	4,565	
February	5,049	
March	5,505	
April	5,733	
May	5,730	
June	5,727	

QUALITY

	Quantity	Base Number	Contract	AT	Region	England
% of FP17s for the same patient ID Re-attending within 3 months - Children	2	106	1.9%	10.5%	11.5%	11.6%
% of FP17s for the same patient ID Re-attending within 3 months - Adults	245	1,168	21.0%	15.7%	16.5%	15.5%
% of FP17s for the same patient ID Re-attending between 3 & 9 months - Children	47	106	44.3%	44.8%	48.5%	58.8%
% of FP17s for the same patient ID Re-attending between 3 & 9 months - Adults	392	1,168	33.6%	37.0%	39.1%	51.1%
% of FP17s for Band 1 Urgent Courses	103	997	10.3%	10.9%	10.6%	9.0%
% of FP17s Relating to Free Repair or Replacements	22	997	2.2%	0.5%	0.5%	0.8%
% of FP17s Relating to Continuations	11	997	1.1%	0.7%	0.7%	0.9%
% of Patients satisfied with the dentistry they have received	0	0	N/A	90.7%	90.5%	93.3%
% of Patients satisfied with the time they had to wait for an appointment	0	0	N/A	82.5%	85.1%	88.9%

* This is based on patients treated on this contract for their most recent course of treatment. Figures in italics indicate the base number of FP17s or Patient Questionnaire responses are less than 100. N/A is shown where the base number of responses is less than 10 during the period. % is calculated as Quantity/Base number*100

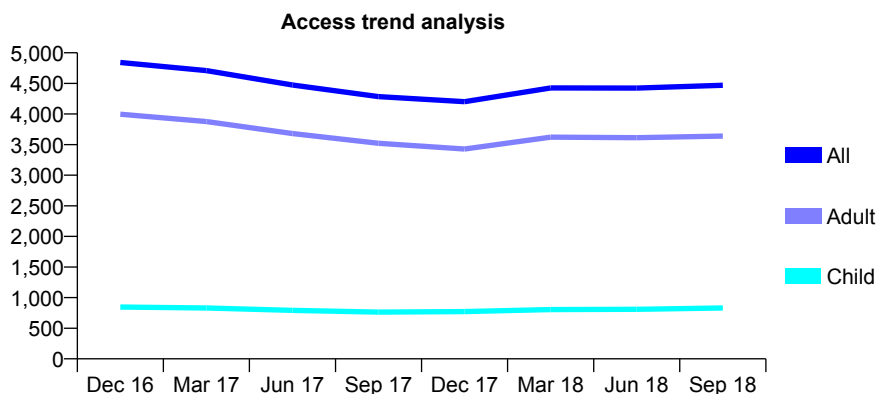
Q61 - Vital Signs At a Glance Contract Report for 577537/0001 - September 2018

Name or company name	The Grove Dental Care Limited
Contract type name	GDS Contract
Purpose of contract	General
Contract start date	01/04/2006
Contract end date	

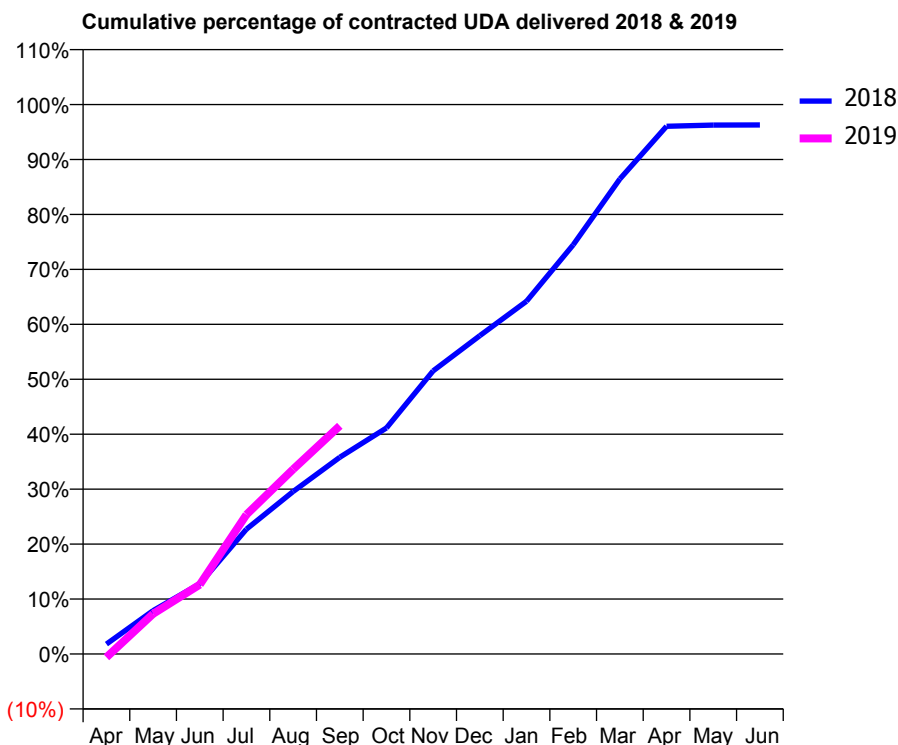
18/19 Contracted general activity (UDA)	13,265
Carry forward general activity (UDA)	492
18/19 Contracted orthodontic activity (UOA)	0
Carry forward orthodontic activity (UOA)	0
Baseline contract value	£436,723.57

ACCESS*

Patients seen in 24 months	Total	Change since previous quarter
Quarter ending September 2017	4,284	
Quarter ending December 2017	4,201	↓
Quarter ending March 2018	4,427	↑
Quarter ending June 2018	4,423	→
Quarter ending September 2018	4,470	→
Variance since September 2017	4.3%	↑



ACTIVITY



Month	Adjusted Scheduled Activity (UDA)	
	2018	2019
April	239	-83
May	1,047	970
June	1,693	1,674
July	3,014	3,367
August	3,923	4,458
September	4,748	5,510
October	5,457	
November	6,836	
December	7,686	
January	8,517	
February	9,877	
March	11,467	
April	12,741	
May	12,767	
June	12,773	

QUALITY

	Quantity	Base Number	Contract	AT	Region	England
% of FP17s for the same patient ID Re-attending within 3 months - Children	74	629	11.8%	10.5%	11.5%	11.6%
% of FP17s for the same patient ID Re-attending within 3 months - Adults	530	2,398	22.1%	15.7%	16.5%	15.5%
% of FP17s for the same patient ID Re-attending between 3 & 9 months - Children	307	629	48.8%	44.8%	48.5%	58.8%
% of FP17s for the same patient ID Re-attending between 3 & 9 months - Adults	891	2,398	37.2%	37.0%	39.1%	51.1%
% of FP17s for Band 1 Urgent Courses	381	2,634	14.5%	10.9%	10.6%	9.0%
% of FP17s Relating to Free Repair or Replacements	39	2,634	1.5%	0.5%	0.5%	0.8%
% of FP17s Relating to Continuations	62	2,634	2.4%	0.7%	0.7%	0.9%
% of Patients satisfied with the dentistry they have received	3	5	N/A	90.7%	90.5%	93.3%
% of Patients satisfied with the time they had to wait for an appointment	5	5	N/A	82.5%	85.1%	88.9%

* This is based on patients treated on this contract for their most recent course of treatment. Figures in italics indicate the base number of FP17s or Patient Questionnaire responses are less than 100. N/A is shown where the base number of responses is less than 10 during the period. % is calculated as Quantity/Base number*100

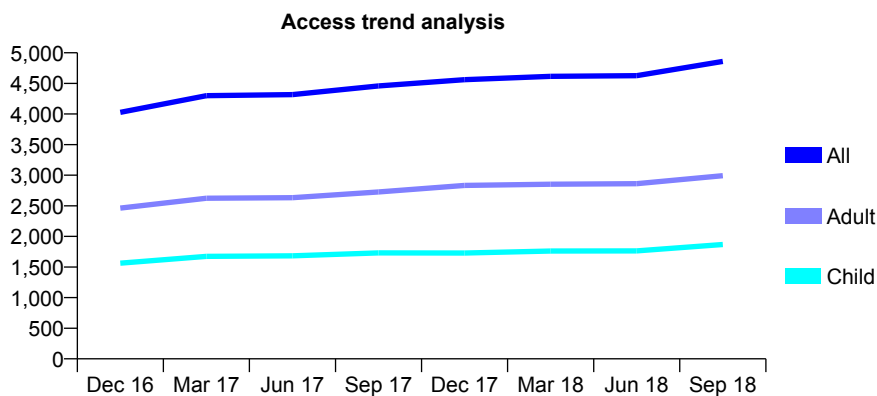
Q61 - Vital Signs At a Glance Contract Report for 578738/0001 - September 2018

Name or company name	MR OF ABBAS
Contract type name	GDS Contract
Purpose of contract	General
Contract start date	01/04/2006
Contract end date	

18/19 Contracted general activity (UDA)	14,007
Carry forward general activity (UDA)	0
18/19 Contracted orthodontic activity (UOA)	0
Carry forward orthodontic activity (UOA)	0
Baseline contract value	£366,748.51

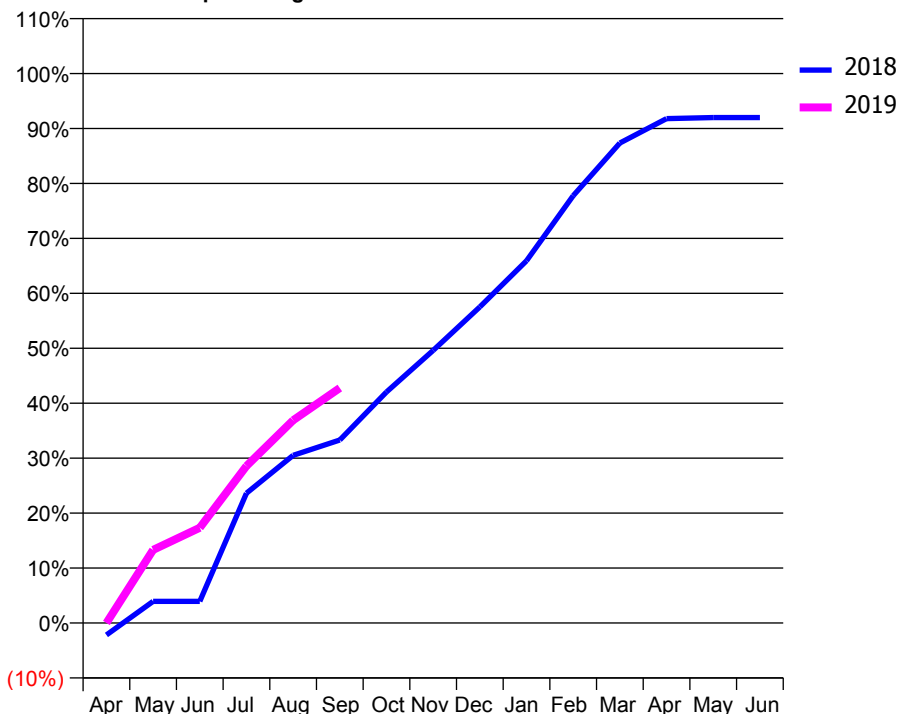
ACCESS*

Patients seen in 24 months	Total	Change since previous quarter
Quarter ending September 2017	4,459	
Quarter ending December 2017	4,562	↑
Quarter ending March 2018	4,616	→
Quarter ending June 2018	4,626	→
Quarter ending September 2018	4,860	↑
Variance since September 2017	9.0%	↑



ACTIVITY

Cumulative percentage of contracted UDA delivered 2018 & 2019



Month	Adjusted Scheduled Activity (UDA)	
	2018	2019
April	-308	0
May	552	1,863
June	552	2,429
July	3,310	4,004
August	4,273	5,167
September	4,667	5,990
October	5,890	
November	6,949	
December	8,057	
January	9,234	
February	10,893	
March	12,235	
April	12,856	
May	12,885	
June	12,885	

QUALITY

	Quantity	Base Number	Contract	AT	Region	England
% of FP17s for the same patient ID Re-attending within 3 months - Children	76	1,143	6.6%	10.5%	11.5%	11.6%
% of FP17s for the same patient ID Re-attending within 3 months - Adults	216	1,474	14.7%	15.7%	16.5%	15.5%
% of FP17s for the same patient ID Re-attending between 3 & 9 months - Children	517	1,143	45.2%	44.8%	48.5%	58.8%
% of FP17s for the same patient ID Re-attending between 3 & 9 months - Adults	476	1,474	32.3%	37.0%	39.1%	51.1%
% of FP17s for Band 1 Urgent Courses	216	2,370	9.1%	10.9%	10.6%	9.0%
% of FP17s Relating to Free Repair or Replacements	13	2,370	0.5%	0.5%	0.5%	0.8%
% of FP17s Relating to Continuations	6	2,370	0.3%	0.7%	0.7%	0.9%
% of Patients satisfied with the dentistry they have received	1	1	N/A	90.7%	90.5%	93.3%
% of Patients satisfied with the time they had to wait for an appointment	1	1	N/A	82.5%	85.1%	88.9%

* This is based on patients treated on this contract for their most recent course of treatment. Figures in italics indicate the base number of FP17s or Patient Questionnaire responses are less than 100. N/A is shown where the base number of responses is less than 10 during the period. % is calculated as Quantity/Base number*100

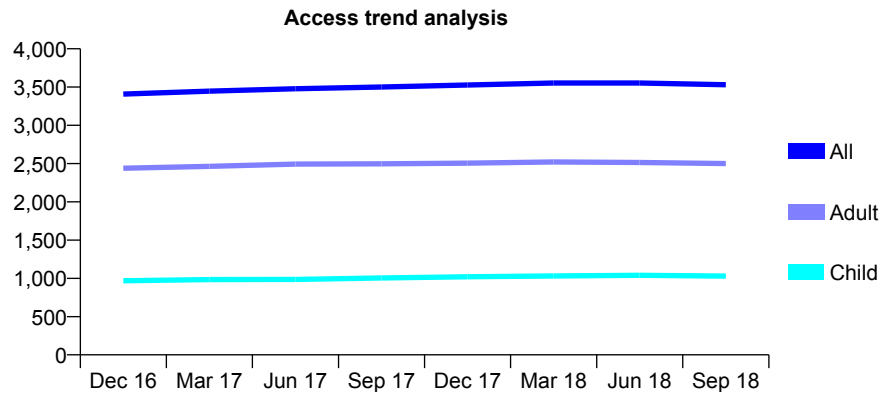
Q61 - Vital Signs At a Glance Contract Report for 578991/0001 - September 2018

Name or company name	MR TS DEO
Contract type name	GDS Contract
Purpose of contract	General
Contract start date	01/04/2006
Contract end date	

18/19 Contracted general activity (UDA)	10,649
Carry forward general activity (UDA)	-177
18/19 Contracted orthodontic activity (UOA)	0
Carry forward orthodontic activity (UOA)	0
Baseline contract value	£351,437.60

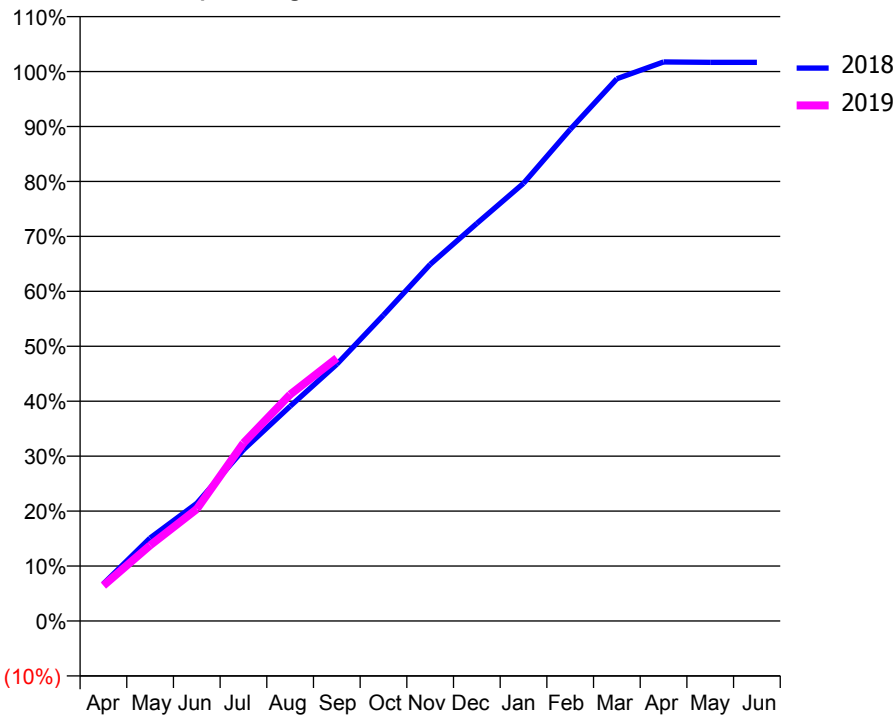
ACCESS*

Patients seen in 24 months	Total	Change since previous quarter
Quarter ending September 2017	3,501	
Quarter ending December 2017	3,526	→
Quarter ending March 2018	3,553	→
Quarter ending June 2018	3,553	→
Quarter ending September 2018	3,530	→
Variance since September 2017	0.8%	→



ACTIVITY

Cumulative percentage of contracted UDA delivered 2018 & 2019



Month	Adjusted Scheduled Activity (UDA)	
	2018	2019
April	723	685
May	1,609	1,466
June	2,280	2,171
July	3,319	3,448
August	4,162	4,389
September	4,976	5,095
October	5,929	
November	6,912	
December	7,704	
January	8,483	
February	9,526	
March	10,510	
April	10,834	
May	10,826	
June	10,826	

QUALITY

	Quantity	Base Number	Contract	AT	Region	England
% of FP17s for the same patient ID Re-attending within 3 months - Children	59	733	8.0%	10.5%	11.5%	11.6%
% of FP17s for the same patient ID Re-attending within 3 months - Adults	166	1,361	12.2%	15.7%	16.5%	15.5%
% of FP17s for the same patient ID Re-attending between 3 & 9 months - Children	424	733	57.8%	44.8%	48.5%	58.8%
% of FP17s for the same patient ID Re-attending between 3 & 9 months - Adults	666	1,361	48.9%	37.0%	39.1%	51.1%
% of FP17s for Band 1 Urgent Courses	168	1,972	8.5%	10.9%	10.6%	9.0%
% of FP17s Relating to Free Repair or Replacements	9	1,972	0.5%	0.5%	0.5%	0.8%
% of FP17s Relating to Continuations	4	1,972	0.2%	0.7%	0.7%	0.9%
% of Patients satisfied with the dentistry they have received	1	1	N/A	90.7%	90.5%	93.3%
% of Patients satisfied with the time they had to wait for an appointment	1	1	N/A	82.5%	85.1%	88.9%

* This is based on patients treated on this contract for their most recent course of treatment. Figures in italics indicate the base number of FP17s or Patient Questionnaire responses are less than 100. N/A is shown where the base number of responses is less than 10 during the period. % is calculated as Quantity/Base number*100

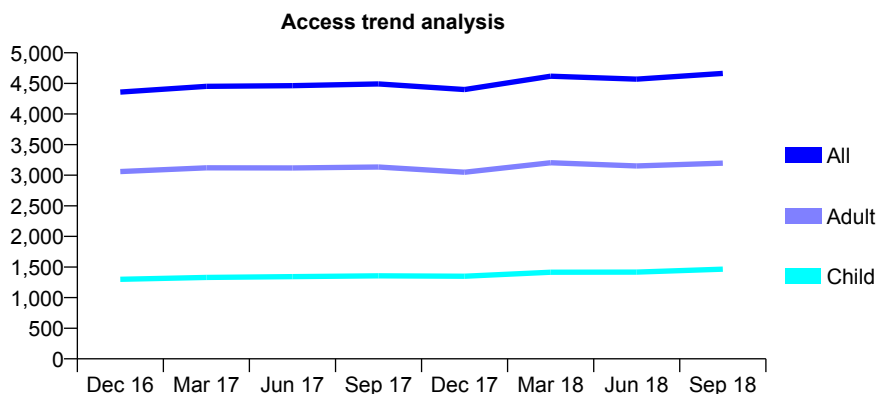
Q61 - Vital Signs At a Glance Contract Report for 607703/0001 - September 2018

Name or company name	MR R PATEL
Contract type name	GDS Contract
Purpose of contract	General
Contract start date	01/08/2013
Contract end date	

18/19 Contracted general activity (UDA)	9,343
Carry forward general activity (UDA)	-187
18/19 Contracted orthodontic activity (UOA)	0
Carry forward orthodontic activity (UOA)	0
Baseline contract value	£235,620.40

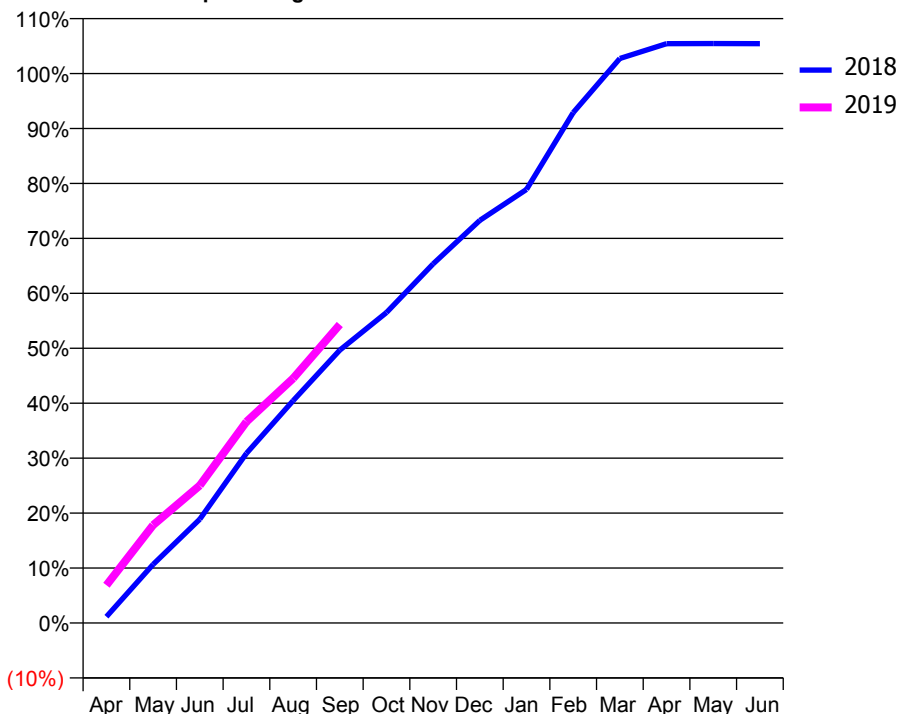
ACCESS*

Patients seen in 24 months	Total	Change since previous quarter
Quarter ending September 2017	4,491	
Quarter ending December 2017	4,399	↓
Quarter ending March 2018	4,617	↑
Quarter ending June 2018	4,569	↓
Quarter ending September 2018	4,664	↑
Variance since September 2017	3.9%	↑



ACTIVITY

Cumulative percentage of contracted UDA delivered 2018 & 2019



Adjusted Scheduled Activity (UDA)

Month	2018	2019
April	108	642
May	996	1,665
June	1,766	2,339
July	2,884	3,422
August	3,782	4,159
September	4,640	5,075
October	5,279	
November	6,106	
December	6,846	
January	7,372	
February	8,679	
March	9,598	
April	9,849	
May	9,852	
June	9,851	

QUALITY

	Quantity	Base Number	Contract	AT	Region	England
% of FP17s for the same patient ID Re-attending within 3 months - Children	90	1,021	8.8%	10.5%	11.5%	11.6%
% of FP17s for the same patient ID Re-attending within 3 months - Adults	230	1,644	14.0%	15.7%	16.5%	15.5%
% of FP17s for the same patient ID Re-attending between 3 & 9 months - Children	548	1,021	53.7%	44.8%	48.5%	58.8%
% of FP17s for the same patient ID Re-attending between 3 & 9 months - Adults	616	1,644	37.5%	37.0%	39.1%	51.1%
% of FP17s for Band 1 Urgent Courses	234	2,536	9.2%	10.9%	10.6%	9.0%
% of FP17s Relating to Free Repair or Replacements	21	2,536	0.8%	0.5%	0.5%	0.8%
% of FP17s Relating to Continuations	11	2,536	0.4%	0.7%	0.7%	0.9%
% of Patients satisfied with the dentistry they have received	4	4	N/A	90.7%	90.5%	93.3%
% of Patients satisfied with the time they had to wait for an appointment	1	4	N/A	82.5%	85.1%	88.9%

* This is based on patients treated on this contract for their most recent course of treatment. Figures in italics indicate the base number of FP17s or Patient Questionnaire responses are less than 100. N/A is shown where the base number of responses is less than 10 during the period. % is calculated as Quantity/Base number*100

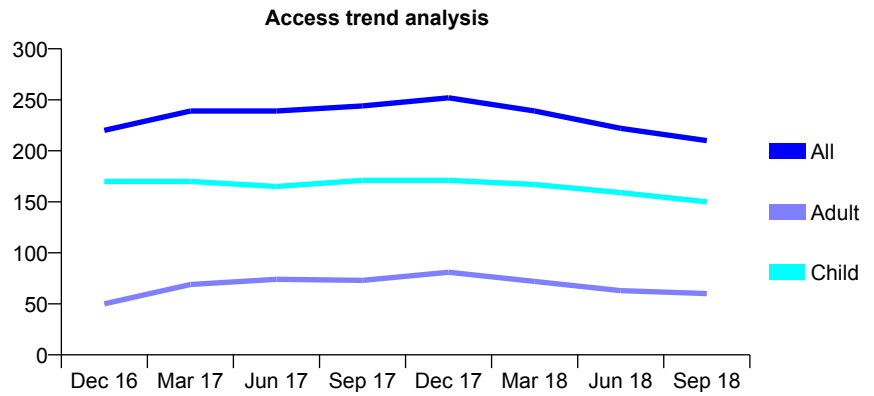
Q61 - Vital Signs At a Glance Contract Report for 629839/0001 - September 2018

Name or company name	MRS AJ SHAUL
Contract type name	GDS Contract
Purpose of contract	General
Contract start date	01/04/2006
Contract end date	

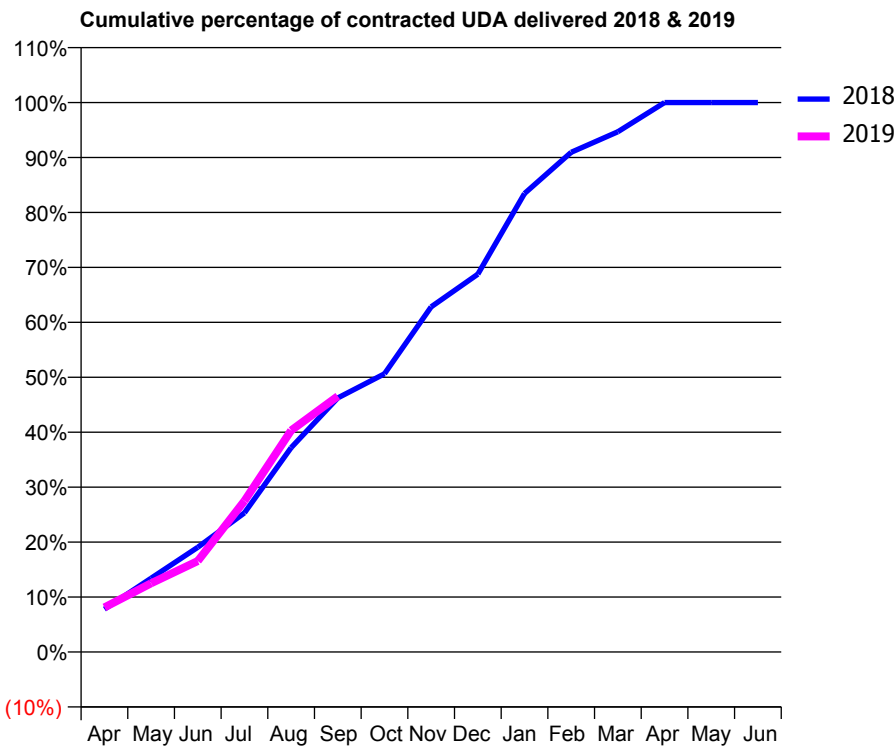
18/19 Contracted general activity (UDA)	320
Carry forward general activity (UDA)	0
18/19 Contracted orthodontic activity (UOA)	0
Carry forward orthodontic activity (UOA)	0
Baseline contract value	£8,817.95

ACCESS*

Patients seen in 24 months	Total	Change since previous quarter
Quarter ending September 2017	244	
Quarter ending December 2017	252	↑
Quarter ending March 2018	239	↓
Quarter ending June 2018	222	↓
Quarter ending September 2018	210	↓
Variance since September 2017	(13.9%)	↓



ACTIVITY



Month	Adjusted Scheduled Activity (UDA)	
	2018	2019
April	25	26
May	43	40
June	61	53
July	81	88
August	119	129
September	148	149
October	162	
November	201	
December	220	
January	267	
February	291	
March	303	
April	320	
May	320	
June	320	

QUALITY

	Quantity	Base Number	Contract	AT	Region	England
% of FP17s for the same patient ID Re-attending within 3 months - Children	2	116	1.7%	10.5%	11.5%	11.6%
% of FP17s for the same patient ID Re-attending within 3 months - Adults	1	18	5.6%	15.7%	16.5%	15.5%
% of FP17s for the same patient ID Re-attending between 3 & 9 months - Children	84	116	72.4%	44.8%	48.5%	58.8%
% of FP17s for the same patient ID Re-attending between 3 & 9 months - Adults	7	18	38.9%	37.0%	39.1%	51.1%
% of FP17s for Band 1 Urgent Courses	0	124	0.0%	10.9%	10.6%	9.0%
% of FP17s Relating to Free Repair or Replacements	0	124	0.0%	0.5%	0.5%	0.8%
% of FP17s Relating to Continuations	0	124	0.0%	0.7%	0.7%	0.9%
% of Patients satisfied with the dentistry they have received	0	0	N/A	90.7%	90.5%	93.3%
% of Patients satisfied with the time they had to wait for an appointment	0	0	N/A	82.5%	85.1%	88.9%

* This is based on patients treated on this contract for their most recent course of treatment. Figures in italics indicate the base number of FP17s or Patient Questionnaire responses are less than 100. N/A is shown where the base number of responses is less than 10 during the period. % is calculated as Quantity/Base number*100

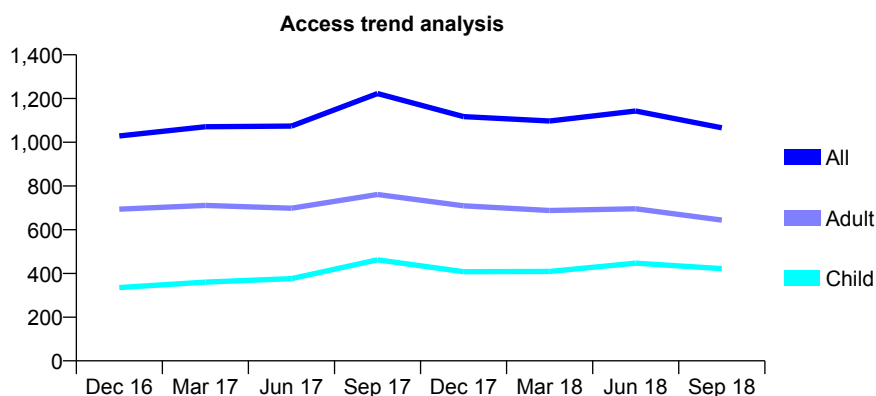
Q61 - Vital Signs At a Glance Contract Report for 630195/0001 - September 2018

Name or company name	Mr Ajay Joshi and Mr Karn Kapil
Contract type name	GDS Contract
Purpose of contract	General
Contract start date	01/04/2006
Contract end date	

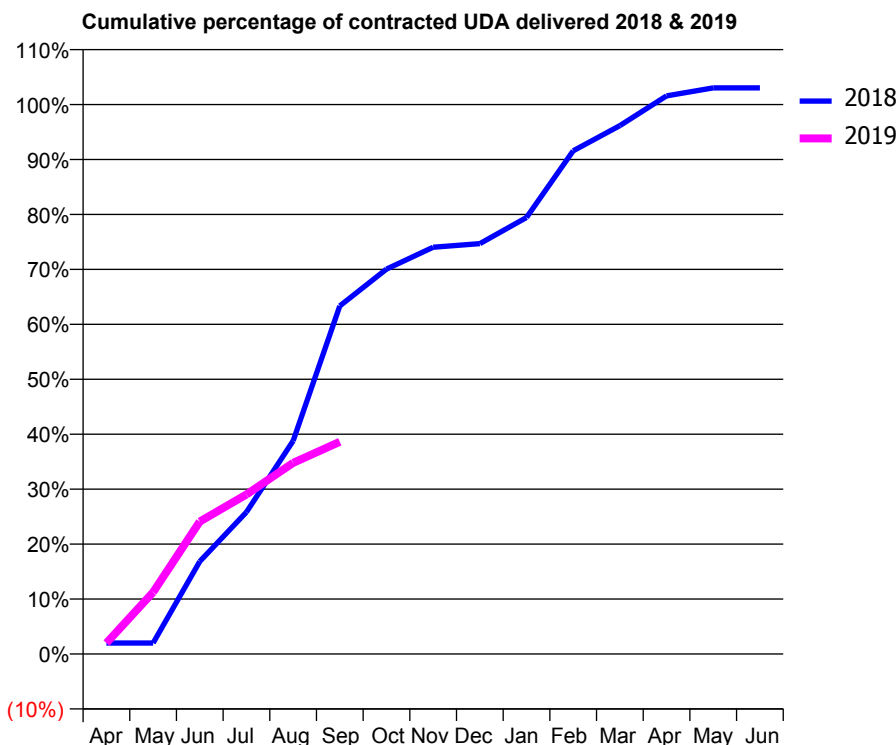
18/19 Contracted general activity (UDA)	3,341
Carry forward general activity (UDA)	-67
18/19 Contracted orthodontic activity (UOA)	0
Carry forward orthodontic activity (UOA)	0
Baseline contract value	£128,810.84

ACCESS*

Patients seen in 24 months	Total	Change since previous quarter
Quarter ending September 2017	1,223	
Quarter ending December 2017	1,117	↓
Quarter ending March 2018	1,097	↓
Quarter ending June 2018	1,143	↑
Quarter ending September 2018	1,066	↓
Variance since September 2017	(12.8%)	↓



ACTIVITY



Month	Adjusted Scheduled Activity (UDA)	
	2018	2019
April	67	67
May	67	376
June	563	806
July	863	970
August	1,296	1,162
September	2,117	1,290
October	2,340	
November	2,473	
December	2,495	
January	2,654	
February	3,059	
March	3,213	
April	3,393	
May	3,442	
June	3,442	

QUALITY

	Quantity	Base Number	Contract	AT	Region	England
% of FP17s for the same patient ID Re-attending within 3 months - Children	3	202	1.5%	10.5%	11.5%	11.6%
% of FP17s for the same patient ID Re-attending within 3 months - Adults	18	294	6.1%	15.7%	16.5%	15.5%
% of FP17s for the same patient ID Re-attending between 3 & 9 months - Children	10	202	5.0%	44.8%	48.5%	58.8%
% of FP17s for the same patient ID Re-attending between 3 & 9 months - Adults	38	294	12.9%	37.0%	39.1%	51.1%
% of FP17s for Band 1 Urgent Courses	57	397	14.4%	10.9%	10.6%	9.0%
% of FP17s Relating to Free Repair or Replacements	0	397	0.0%	0.5%	0.5%	0.8%
% of FP17s Relating to Continuations	0	397	0.0%	0.7%	0.7%	0.9%
% of Patients satisfied with the dentistry they have received	0	0	N/A	90.7%	90.5%	93.3%
% of Patients satisfied with the time they had to wait for an appointment	0	0	N/A	82.5%	85.1%	88.9%

* This is based on patients treated on this contract for their most recent course of treatment. Figures in italics indicate the base number of FP17s or Patient Questionnaire responses are less than 100. N/A is shown where the base number of responses is less than 10 during the period. % is calculated as Quantity/Base number*100

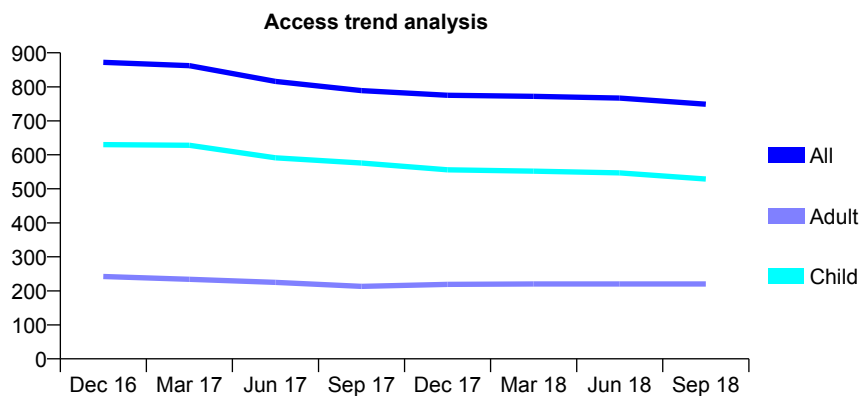
Q61 - Vital Signs At a Glance Contract Report for 642576/0001 - September 2018

Name or company name	MR CA HAWKES
Contract type name	GDS Contract
Purpose of contract	General
Contract start date	01/04/2006
Contract end date	

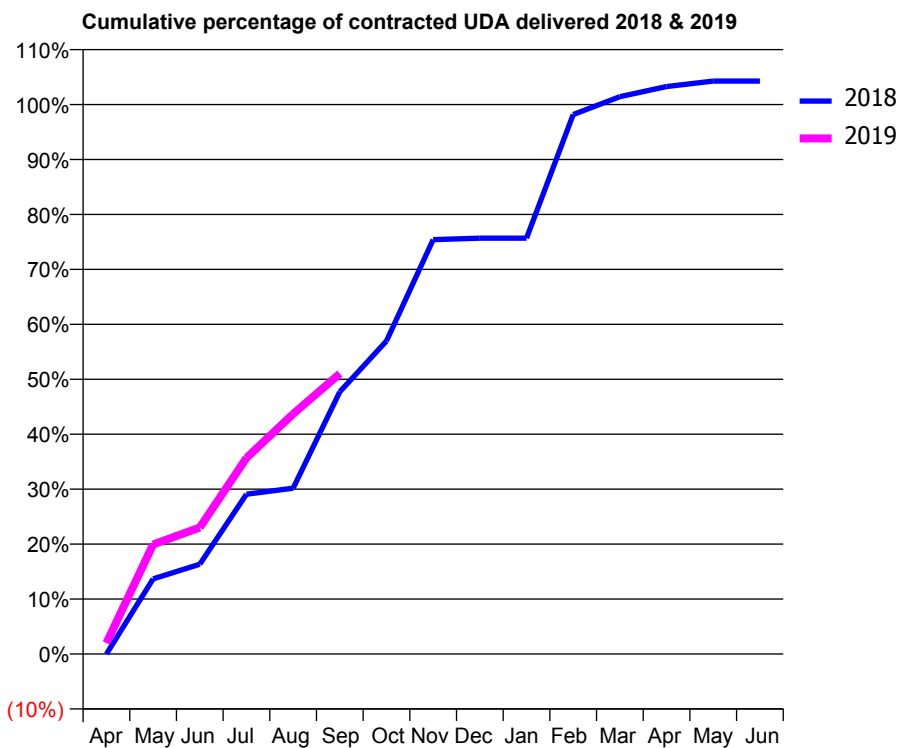
18/19 Contracted general activity (UDA)	1,200
Carry forward general activity (UDA)	-24
18/19 Contracted orthodontic activity (UOA)	0
Carry forward orthodontic activity (UOA)	0
Baseline contract value	£28,354.84

ACCESS*

Patients seen in 24 months	Total	Change since previous quarter
Quarter ending September 2017	789	
Quarter ending December 2017	775	↓
Quarter ending March 2018	772	→
Quarter ending June 2018	767	→
Quarter ending September 2018	749	↓
Variance since September 2017	(5.1%)	↓



ACTIVITY



Month	Adjusted Scheduled Activity (UDA)	
	2018	2019
April	0	24
May	164	239
June	196	276
July	349	428
August	362	524
September	573	612
October	684	
November	905	
December	908	
January	908	
February	1,178	
March	1,217	
April	1,239	
May	1,251	
June	1,251	

QUALITY

	Quantity	Base Number	Contract	AT	Region	England
% of FP17s for the same patient ID Re-attending within 3 months - Children	18	289	6.2%	10.5%	11.5%	11.6%
% of FP17s for the same patient ID Re-attending within 3 months - Adults	6	69	8.7%	15.7%	16.5%	15.5%
% of FP17s for the same patient ID Re-attending between 3 & 9 months - Children	109	289	37.7%	44.8%	48.5%	58.8%
% of FP17s for the same patient ID Re-attending between 3 & 9 months - Adults	15	69	21.7%	37.0%	39.1%	51.1%
% of FP17s for Band 1 Urgent Courses	1	339	0.3%	10.9%	10.6%	9.0%
% of FP17s Relating to Free Repair or Replacements	0	339	0.0%	0.5%	0.5%	0.8%
% of FP17s Relating to Continuations	0	339	0.0%	0.7%	0.7%	0.9%
% of Patients satisfied with the dentistry they have received	0	0	N/A	90.7%	90.5%	93.3%
% of Patients satisfied with the time they had to wait for an appointment	0	0	N/A	82.5%	85.1%	88.9%

* This is based on patients treated on this contract for their most recent course of treatment. Figures in italics indicate the base number of FP17s or Patient Questionnaire responses are less than 100. N/A is shown where the base number of responses is less than 10 during the period. % is calculated as Quantity/Base number*100

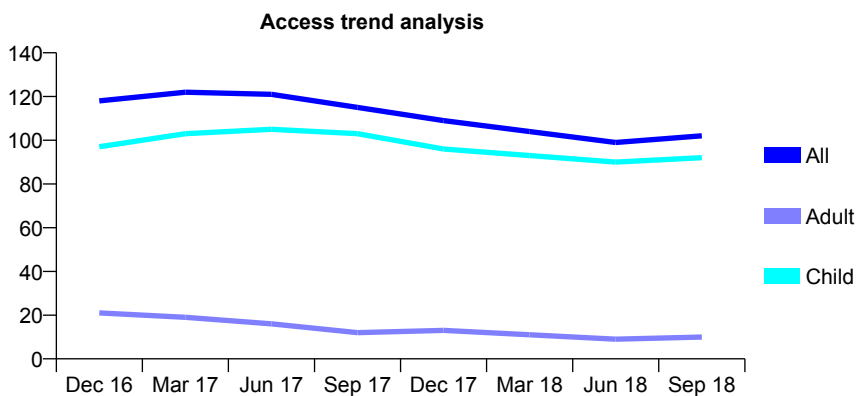
Q61 - Vital Signs At a Glance Contract Report for 643025/0001 - September 2018

Name or company name	MR PC VASWANI
Contract type name	GDS Contract
Purpose of contract	General
Contract start date	01/04/2006
Contract end date	

18/19 Contracted general activity (UDA)	260
Carry forward general activity (UDA)	0
18/19 Contracted orthodontic activity (UOA)	0
Carry forward orthodontic activity (UOA)	0
Baseline contract value	£5,888.95

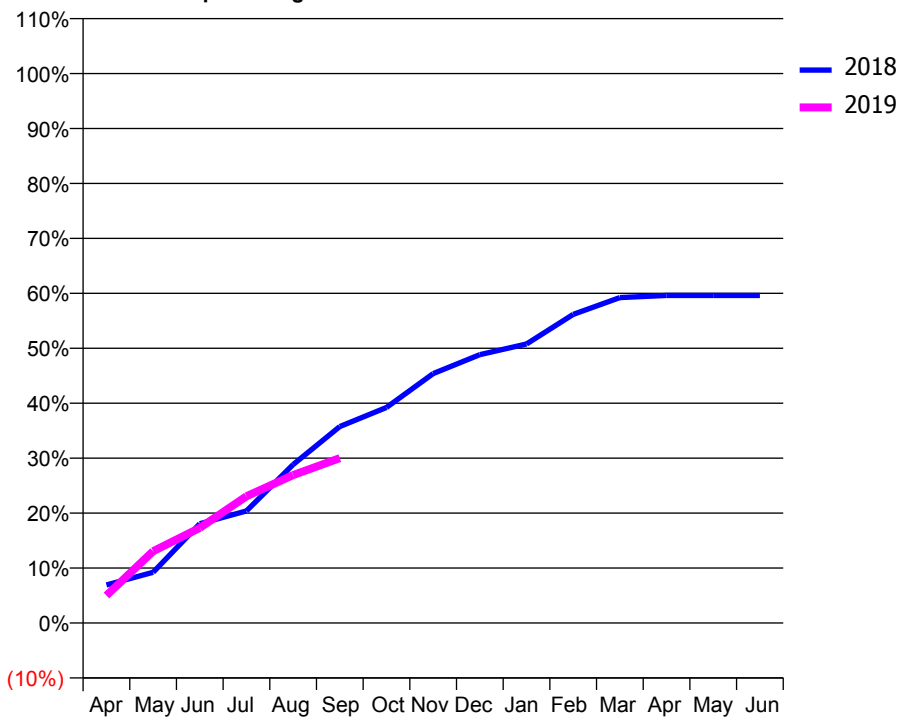
ACCESS*

Patients seen in 24 months	Total	Change since previous quarter
Quarter ending September 2017	115	
Quarter ending December 2017	109	↓
Quarter ending March 2018	104	↓
Quarter ending June 2018	99	↓
Quarter ending September 2018	102	↑
Variance since September 2017	(11.3%)	↓



ACTIVITY

Cumulative percentage of contracted UDA delivered 2018 & 2019



Adjusted Scheduled Activity (UDA)

Month	2018	2019
April	18	13
May	24	34
June	47	45
July	53	60
August	75	70
September	93	78
October	102	
November	118	
December	127	
January	132	
February	146	
March	154	
April	155	
May	155	
June	155	

QUALITY

	Quantity	Base Number	Contract	AT	Region	England
% of FP17s for the same patient ID Re-attending within 3 months - Children	4	56	7.1%	10.5%	11.5%	11.6%
% of FP17s for the same patient ID Re-attending within 3 months - Adults	0	1	0.0%	15.7%	16.5%	15.5%
% of FP17s for the same patient ID Re-attending between 3 & 9 months - Children	15	56	26.8%	44.8%	48.5%	58.8%
% of FP17s for the same patient ID Re-attending between 3 & 9 months - Adults	1	1	100.0%	37.0%	39.1%	51.1%
% of FP17s for Band 1 Urgent Courses	0	56	0.0%	10.9%	10.6%	9.0%
% of FP17s Relating to Free Repair or Replacements	0	56	0.0%	0.5%	0.5%	0.8%
% of FP17s Relating to Continuations	0	56	0.0%	0.7%	0.7%	0.9%
% of Patients satisfied with the dentistry they have received	0	0	N/A	90.7%	90.5%	93.3%
% of Patients satisfied with the time they had to wait for an appointment	0	0	N/A	82.5%	85.1%	88.9%

* This is based on patients treated on this contract for their most recent course of treatment. Figures in italics indicate the base number of FP17s or Patient Questionnaire responses are less than 100. N/A is shown where the base number of responses is less than 10 during the period. % is calculated as Quantity/Base number*100

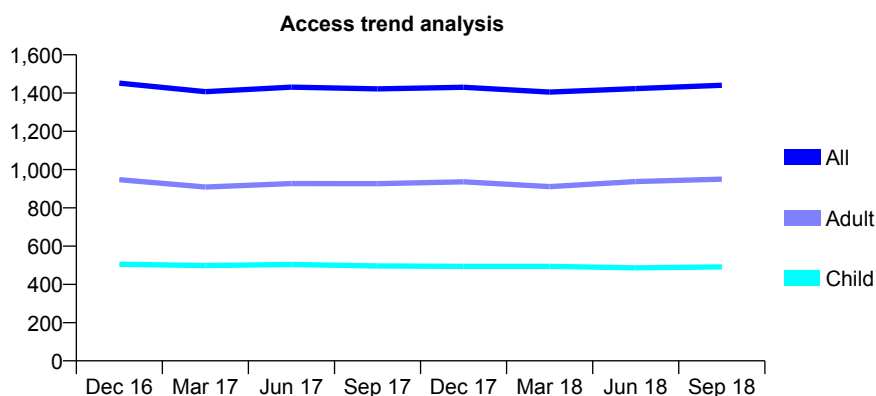
Q61 - Vital Signs At a Glance Contract Report for 643513/0001 - September 2018

Name or company name	MR JB RAVAL
Contract type name	GDS Contract
Purpose of contract	General
Contract start date	01/04/2006
Contract end date	

18/19 Contracted general activity (UDA)	6,014
Carry forward general activity (UDA)	-120
18/19 Contracted orthodontic activity (UOA)	0
Carry forward orthodontic activity (UOA)	0
Baseline contract value	£190,728.08

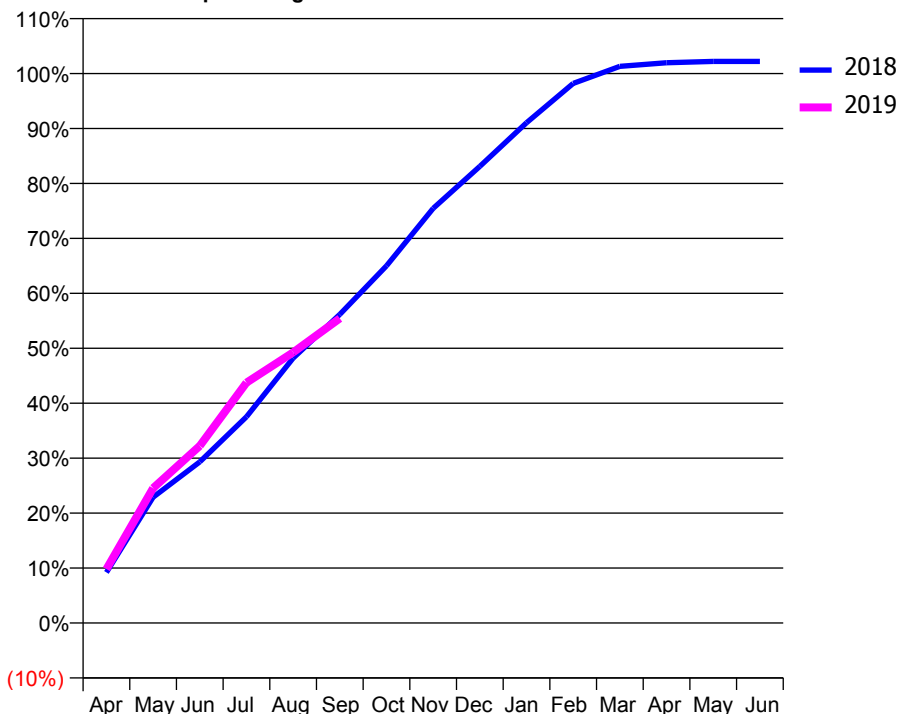
ACCESS*

Patients seen in 24 months	Total	Change since previous quarter
Quarter ending September 2017	1,422	
Quarter ending December 2017	1,430	→
Quarter ending March 2018	1,405	↓
Quarter ending June 2018	1,423	→
Quarter ending September 2018	1,441	→
Variance since September 2017	1.3%	→



ACTIVITY

Cumulative percentage of contracted UDA delivered 2018 & 2019



Month	Adjusted Scheduled Activity (UDA)	
	2018	2019
April	553	591
May	1,376	1,476
June	1,764	1,939
July	2,258	2,631
August	2,900	2,961
September	3,378	3,334
October	3,908	
November	4,539	
December	4,997	
January	5,475	
February	5,905	
March	6,092	
April	6,131	
May	6,146	
June	6,146	

QUALITY

	Quantity	Base Number	Contract	AT	Region	England
% of FP17s for the same patient ID Re-attending within 3 months - Children	8	317	2.5%	10.5%	11.5%	11.6%
% of FP17s for the same patient ID Re-attending within 3 months - Adults	17	599	2.8%	15.7%	16.5%	15.5%
% of FP17s for the same patient ID Re-attending between 3 & 9 months - Children	169	317	53.3%	44.8%	48.5%	58.8%
% of FP17s for the same patient ID Re-attending between 3 & 9 months - Adults	285	599	47.6%	37.0%	39.1%	51.1%
% of FP17s for Band 1 Urgent Courses	47	880	5.3%	10.9%	10.6%	9.0%
% of FP17s Relating to Free Repair or Replacements	1	880	0.1%	0.5%	0.5%	0.8%
% of FP17s Relating to Continuations	0	880	0.0%	0.7%	0.7%	0.9%
% of Patients satisfied with the dentistry they have received	1	1	N/A	90.7%	90.5%	93.3%
% of Patients satisfied with the time they had to wait for an appointment	1	1	N/A	82.5%	85.1%	88.9%

* This is based on patients treated on this contract for their most recent course of treatment. Figures in italics indicate the base number of FP17s or Patient Questionnaire responses are less than 100. N/A is shown where the base number of responses is less than 10 during the period. % is calculated as Quantity/Base number*100

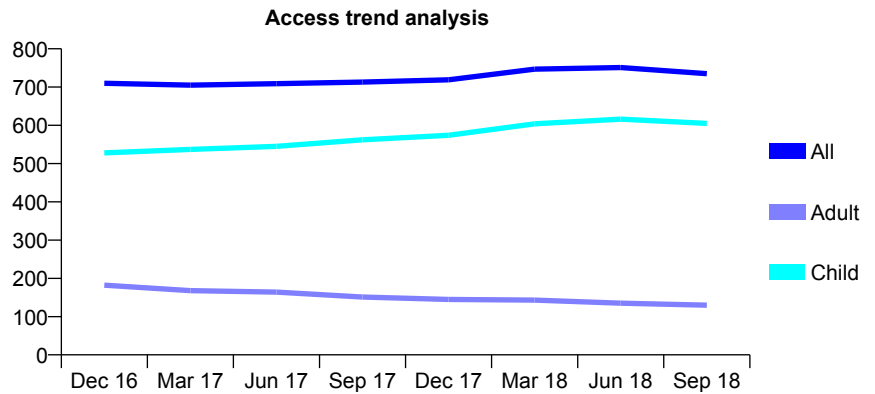
Q61 - Vital Signs At a Glance Contract Report for 644889/0001 - September 2018

Name or company name	MR C RISOLI
Contract type name	GDS Contract
Purpose of contract	General
Contract start date	01/04/2006
Contract end date	

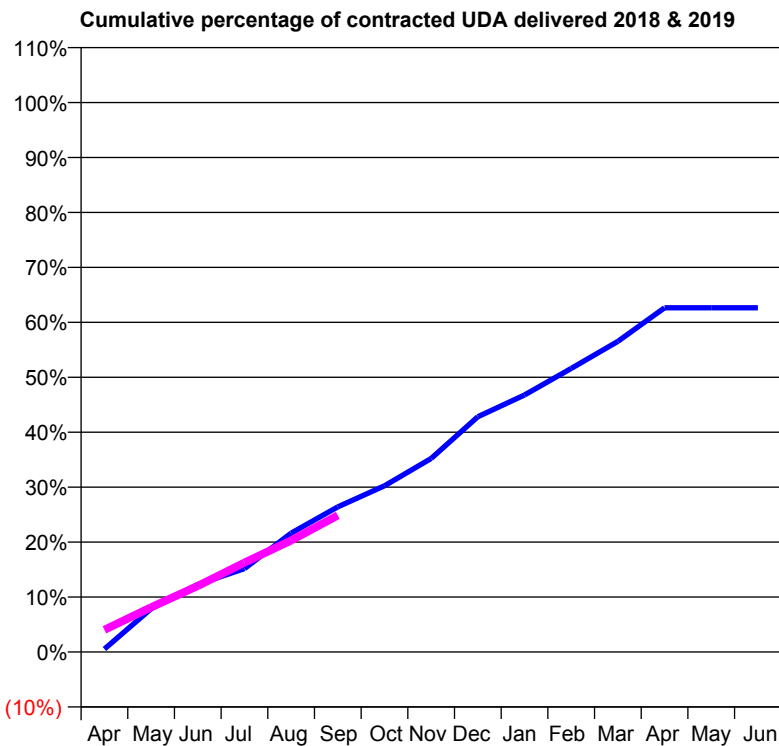
18/19 Contracted general activity (UDA)	1,488
Carry forward general activity (UDA)	0
18/19 Contracted orthodontic activity (UOA)	0
Carry forward orthodontic activity (UOA)	0
Baseline contract value	£51,272.01

ACCESS*

Patients seen in 24 months	Total	Change since previous quarter
Quarter ending September 2017	713	
Quarter ending December 2017	719	→
Quarter ending March 2018	747	↑
Quarter ending June 2018	751	→
Quarter ending September 2018	735	↓
Variance since September 2017	3.1%	↑



ACTIVITY



Month	Adjusted Scheduled Activity (UDA)	
	2018	2019
April	8	60
May	117	121
June	183	179
July	226	242
August	322	302
September	393	370
October	450	
November	524	
December	637	
January	696	
February	768	
March	841	
April	932	
May	932	
June	932	

QUALITY

	Quantity	Base Number	Contract	AT	Region	England
% of FP17s for the same patient ID Re-attending within 3 months - Children	17	315	5.4%	10.5%	11.5%	11.6%
% of FP17s for the same patient ID Re-attending within 3 months - Adults	6	50	12.0%	15.7%	16.5%	15.5%
% of FP17s for the same patient ID Re-attending between 3 & 9 months - Children	118	315	37.5%	44.8%	48.5%	58.8%
% of FP17s for the same patient ID Re-attending between 3 & 9 months - Adults	15	50	30.0%	37.0%	39.1%	51.1%
% of FP17s for Band 1 Urgent Courses	0	286	0.0%	10.9%	10.6%	9.0%
% of FP17s Relating to Free Repair or Replacements	0	286	0.0%	0.5%	0.5%	0.8%
% of FP17s Relating to Continuations	3	286	1.0%	0.7%	0.7%	0.9%
% of Patients satisfied with the dentistry they have received	0	0	N/A	90.7%	90.5%	93.3%
% of Patients satisfied with the time they had to wait for an appointment	0	0	N/A	82.5%	85.1%	88.9%

* This is based on patients treated on this contract for their most recent course of treatment. Figures in italics indicate the base number of FP17s or Patient Questionnaire responses are less than 100. N/A is shown where the base number of responses is less than 10 during the period. % is calculated as Quantity/Base number*100

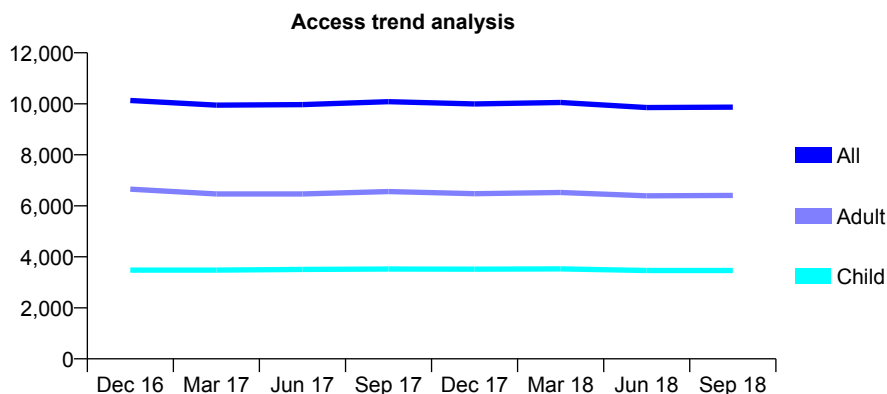
Q61 - Vital Signs At a Glance Contract Report for 650242/0001 - September 2018

Name or company name	MR H SHAH
Contract type name	GDS Contract
Purpose of contract	General and Orthodontic
Contract start date	01/04/2006
Contract end date	

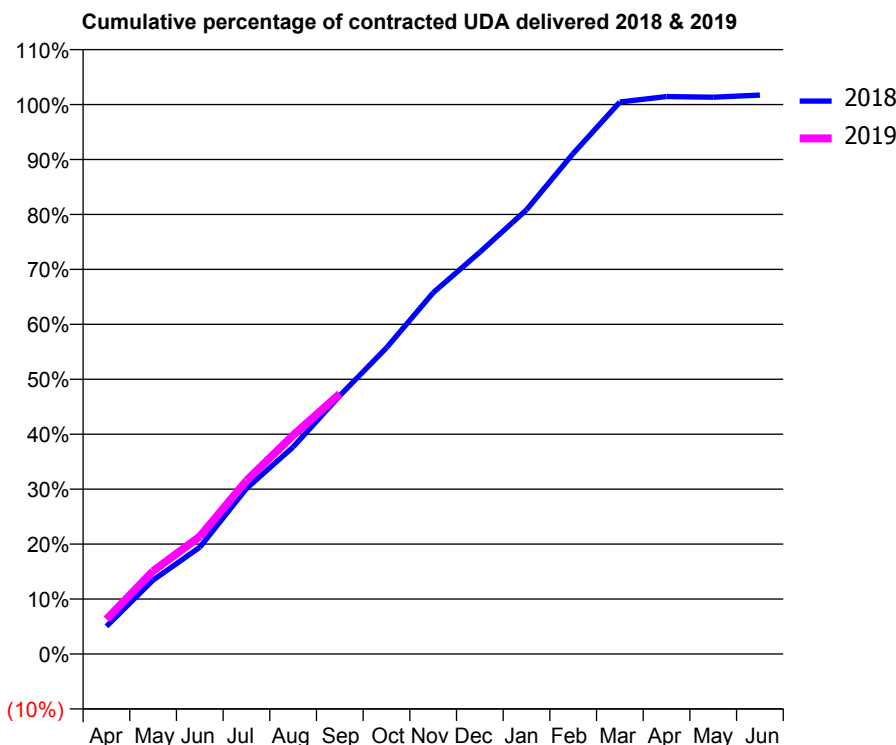
18/19 Contracted general activity (UDA)	27,477
Carry forward general activity (UDA)	-469
18/19 Contracted orthodontic activity (UOA)	1,314
Carry forward orthodontic activity (UOA)	-26
Baseline contract value	£897,033.95

ACCESS*

Patients seen in 24 months	Total	Change since previous quarter
Quarter ending September 2017	10,083	
Quarter ending December 2017	9,993	→
Quarter ending March 2018	10,051	→
Quarter ending June 2018	9,853	↓
Quarter ending September 2018	9,871	→
Variance since September 2017	(2.1%)	↓



ACTIVITY



Month	Adjusted Scheduled Activity (UDA)	
	2018	2019
April	1,385	1,740
May	3,698	4,151
June	5,339	5,876
July	8,277	8,670
August	10,352	10,939
September	12,920	13,009
October	15,313	
November	18,067	
December	20,094	
January	22,212	
February	25,027	
March	27,598	
April	27,873	
May	27,844	
June	27,946	

QUALITY

	Quantity	Base Number	Contract	AT	Region	England
% of FP17s for the same patient ID Re-attending within 3 months - Children	320	2,197	14.6%	10.5%	11.5%	11.6%
% of FP17s for the same patient ID Re-attending within 3 months - Adults	438	2,913	15.0%	15.7%	16.5%	15.5%
% of FP17s for the same patient ID Re-attending between 3 & 9 months - Children	791	2,197	36.0%	44.8%	48.5%	58.8%
% of FP17s for the same patient ID Re-attending between 3 & 9 months - Adults	807	2,913	27.7%	37.0%	39.1%	51.1%
% of FP17s for Band 1 Urgent Courses	705	4,316	16.3%	10.9%	10.6%	9.0%
% of FP17s Relating to Free Repair or Replacements	22	4,316	0.5%	0.5%	0.5%	0.8%
% of FP17s Relating to Continuations	10	4,316	0.2%	0.7%	0.7%	0.9%
% of Patients satisfied with the dentistry they have received	3	4	N/A	90.7%	90.5%	93.3%
% of Patients satisfied with the time they had to wait for an appointment	2	4	N/A	82.5%	85.1%	88.9%

* This is based on patients treated on this contract for their most recent course of treatment. Figures in italics indicate the base number of FP17s or Patient Questionnaire responses are less than 100. N/A is shown where the base number of responses is less than 10 during the period. % is calculated as Quantity/Base number*100

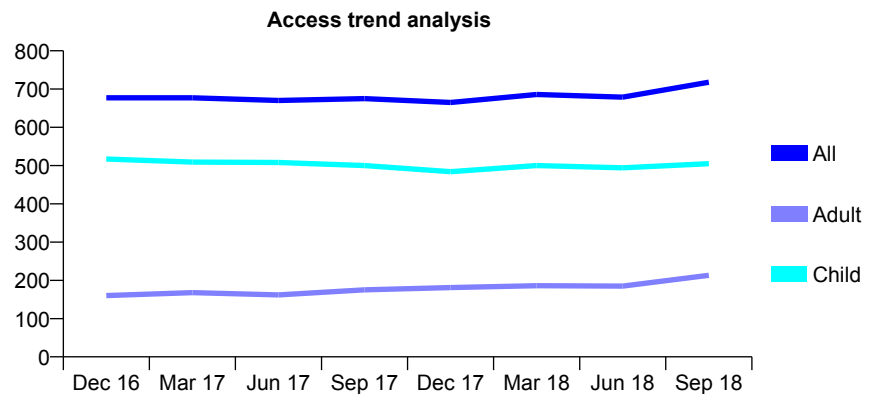
Q61 - Vital Signs At a Glance Contract Report for 650439/0001 - September 2018

Name or company name	MISS F AZIZ
Contract type name	GDS Contract
Purpose of contract	General
Contract start date	01/01/2013
Contract end date	

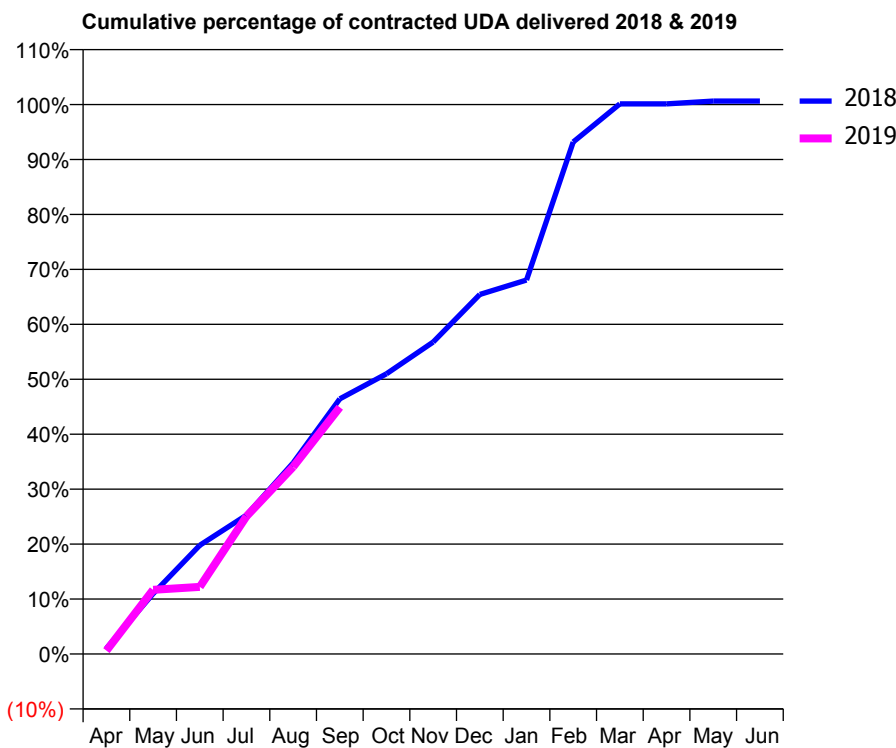
18/19 Contracted general activity (UDA)	1,461
Carry forward general activity (UDA)	-9
18/19 Contracted orthodontic activity (UOA)	0
Carry forward orthodontic activity (UOA)	0
Baseline contract value	£33,807.04

ACCESS*

Patients seen in 24 months	Total	Change since previous quarter
Quarter ending September 2017	675	
Quarter ending December 2017	665	↓
Quarter ending March 2018	686	↑
Quarter ending June 2018	679	↓
Quarter ending September 2018	718	↑
Variance since September 2017	6.4%	↑



ACTIVITY



Month	Adjusted Scheduled Activity (UDA)	
	2018	2019
April	15	9
May	160	171
June	289	179
July	369	366
August	508	498
September	678	656
October	745	
November	830	
December	956	
January	994	
February	1,361	
March	1,463	
April	1,463	
May	1,470	
June	1,470	

QUALITY

	Quantity	Base Number	Contract	AT	Region	England
% of FP17s for the same patient ID Re-attending within 3 months - Children	24	380	6.3%	10.5%	11.5%	11.6%
% of FP17s for the same patient ID Re-attending within 3 months - Adults	7	96	7.3%	15.7%	16.5%	15.5%
% of FP17s for the same patient ID Re-attending between 3 & 9 months - Children	240	380	63.2%	44.8%	48.5%	58.8%
% of FP17s for the same patient ID Re-attending between 3 & 9 months - Adults	45	96	46.9%	37.0%	39.1%	51.1%
% of FP17s for Band 1 Urgent Courses	20	455	4.4%	10.9%	10.6%	9.0%
% of FP17s Relating to Free Repair or Replacements	0	455	0.0%	0.5%	0.5%	0.8%
% of FP17s Relating to Continuations	0	455	0.0%	0.7%	0.7%	0.9%
% of Patients satisfied with the dentistry they have received	0	0	N/A	90.7%	90.5%	93.3%
% of Patients satisfied with the time they had to wait for an appointment	0	0	N/A	82.5%	85.1%	88.9%

* This is based on patients treated on this contract for their most recent course of treatment. Figures in italics indicate the base number of FP17s or Patient Questionnaire responses are less than 100. N/A is shown where the base number of responses is less than 10 during the period. % is calculated as Quantity/Base number*100

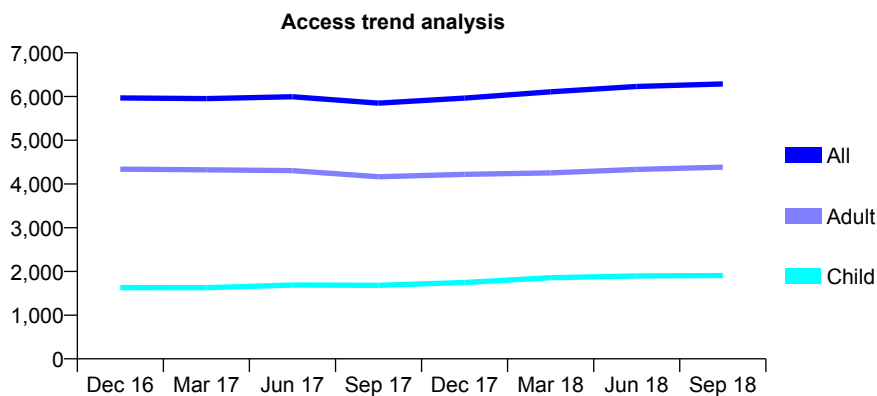
Q61 - Vital Signs At a Glance Contract Report for 650730/0001 - September 2018

Name or company name	Whitechapel Dental Centre
Contract type name	GDS Contract
Purpose of contract	General
Contract start date	01/04/2006
Contract end date	

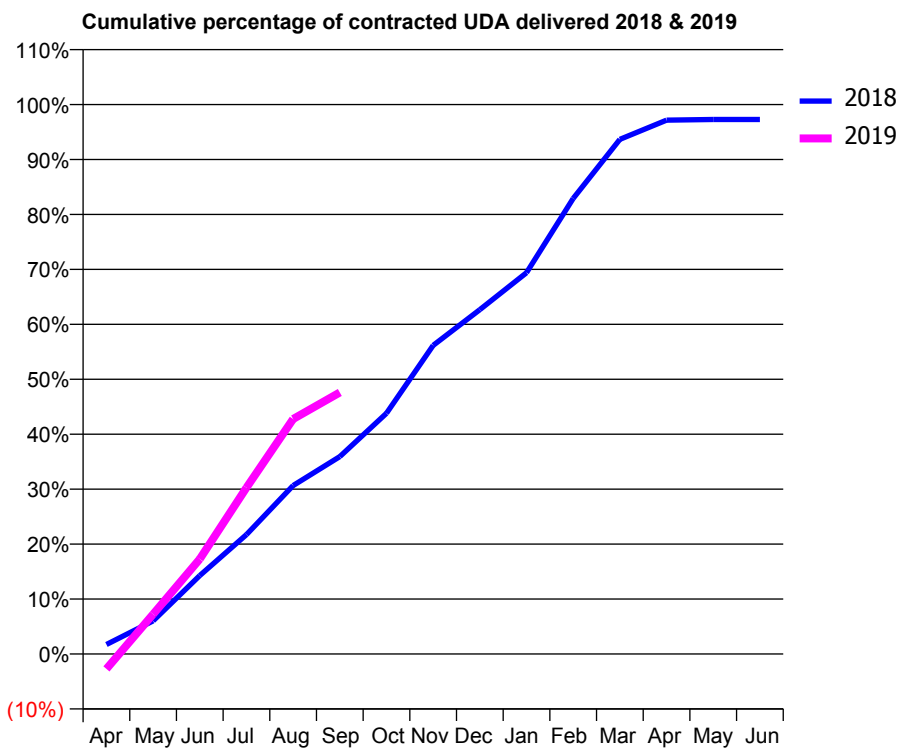
18/19 Contracted general activity (UDA)	21,524
Carry forward general activity (UDA)	586
18/19 Contracted orthodontic activity (UOA)	0
Carry forward orthodontic activity (UOA)	0
Baseline contract value	£713,123.44

ACCESS*

Patients seen in 24 months	Total	Change since previous quarter
Quarter ending September 2017	5,849	
Quarter ending December 2017	5,964	→
Quarter ending March 2018	6,109	↑
Quarter ending June 2018	6,229	→
Quarter ending September 2018	6,289	→
Variance since September 2017	7.5%	↑



ACTIVITY



Month	Adjusted Scheduled Activity (UDA)	
	2018	2019
April	374	-586
May	1,300	1,561
June	3,073	3,719
July	4,675	6,516
August	6,602	9,206
September	7,734	10,246
October	9,431	
November	12,090	
December	13,487	
January	14,935	
February	17,845	
March	20,157	
April	20,913	
May	20,936	
June	20,938	

QUALITY

	Quantity	Base Number	Contract	AT	Region	England
% of FP17s for the same patient ID Re-attending within 3 months - Children	127	1,018	12.5%	10.5%	11.5%	11.6%
% of FP17s for the same patient ID Re-attending within 3 months - Adults	503	2,340	21.5%	15.7%	16.5%	15.5%
% of FP17s for the same patient ID Re-attending between 3 & 9 months - Children	236	1,018	23.2%	44.8%	48.5%	58.8%
% of FP17s for the same patient ID Re-attending between 3 & 9 months - Adults	457	2,340	19.5%	37.0%	39.1%	51.1%
% of FP17s for Band 1 Urgent Courses	683	3,149	21.7%	10.9%	10.6%	9.0%
% of FP17s Relating to Free Repair or Replacements	11	3,149	0.3%	0.5%	0.5%	0.8%
% of FP17s Relating to Continuations	36	3,149	1.1%	0.7%	0.7%	0.9%
% of Patients satisfied with the dentistry they have received	1	1	N/A	90.7%	90.5%	93.3%
% of Patients satisfied with the time they had to wait for an appointment	0	1	N/A	82.5%	85.1%	88.9%

* This is based on patients treated on this contract for their most recent course of treatment. Figures in italics indicate the base number of FP17s or Patient Questionnaire responses are less than 100. N/A is shown where the base number of responses is less than 10 during the period. % is calculated as Quantity/Base number*100

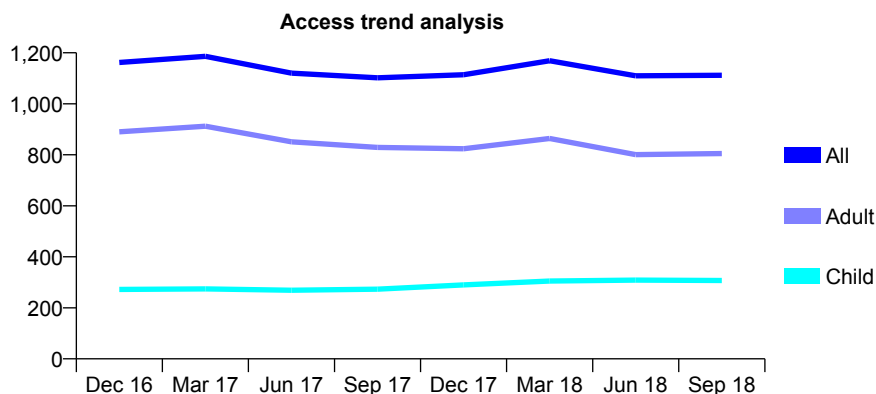
Q61 - Vital Signs At a Glance Contract Report for 656542/0001 - September 2018

Name or company name	MR JS SURDHAR
Contract type name	GDS Contract
Purpose of contract	General
Contract start date	01/04/2006
Contract end date	

18/19 Contracted general activity (UDA)	3,268
Carry forward general activity (UDA)	0
18/19 Contracted orthodontic activity (UOA)	0
Carry forward orthodontic activity (UOA)	0
Baseline contract value	£114,066.67

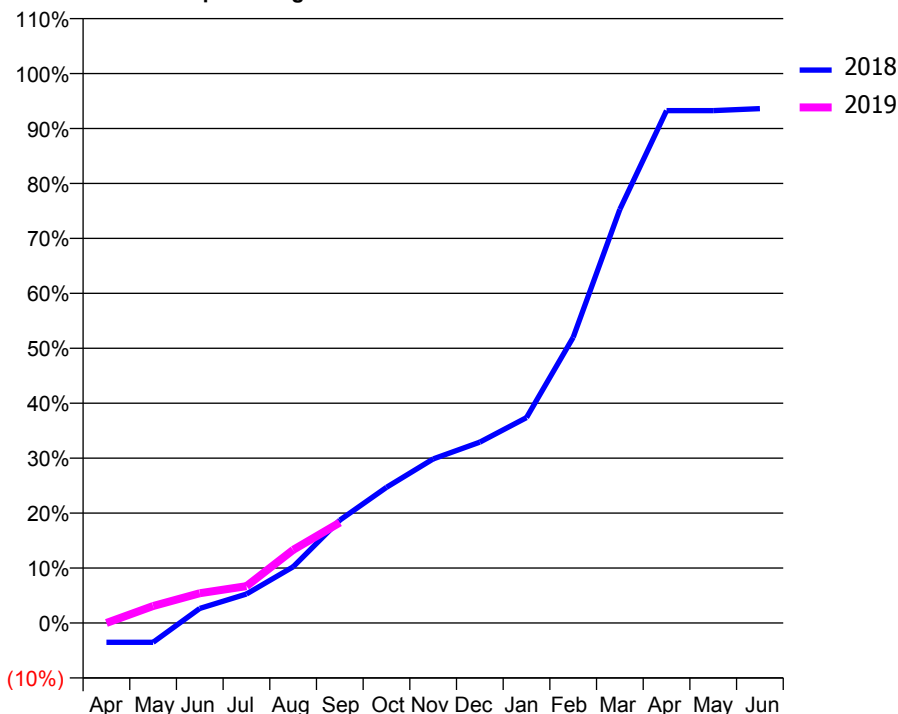
ACCESS*

Patients seen in 24 months	Total	Change since previous quarter
Quarter ending September 2017	1,102	
Quarter ending December 2017	1,114	→
Quarter ending March 2018	1,169	↑
Quarter ending June 2018	1,110	↓
Quarter ending September 2018	1,112	→
Variance since September 2017	0.9%	→



ACTIVITY

Cumulative percentage of contracted UDA delivered 2018 & 2019



Adjusted Scheduled Activity (UDA)

Month	2018	2019
April	-115	0
May	-115	101
June	87	177
July	172	219
August	335	435
September	612	598
October	807	
November	976	
December	1,076	
January	1,221	
February	1,699	
March	2,461	
April	3,047	
May	3,047	
June	3,059	

QUALITY

	Quantity	Base Number	Contract	AT	Region	England
% of FP17s for the same patient ID Re-attending within 3 months - Children	11	138	8.0%	10.5%	11.5%	11.6%
% of FP17s for the same patient ID Re-attending within 3 months - Adults	36	253	14.2%	15.7%	16.5%	15.5%
% of FP17s for the same patient ID Re-attending between 3 & 9 months - Children	54	138	39.1%	44.8%	48.5%	58.8%
% of FP17s for the same patient ID Re-attending between 3 & 9 months - Adults	57	253	22.5%	37.0%	39.1%	51.1%
% of FP17s for Band 1 Urgent Courses	48	284	16.9%	10.9%	10.6%	9.0%
% of FP17s Relating to Free Repair or Replacements	0	284	0.0%	0.5%	0.5%	0.8%
% of FP17s Relating to Continuations	0	284	0.0%	0.7%	0.7%	0.9%
% of Patients satisfied with the dentistry they have received	0	0	N/A	90.7%	90.5%	93.3%
% of Patients satisfied with the time they had to wait for an appointment	0	0	N/A	82.5%	85.1%	88.9%

* This is based on patients treated on this contract for their most recent course of treatment. Figures in italics indicate the base number of FP17s or Patient Questionnaire responses are less than 100. N/A is shown where the base number of responses is less than 10 during the period. % is calculated as Quantity/Base number*100

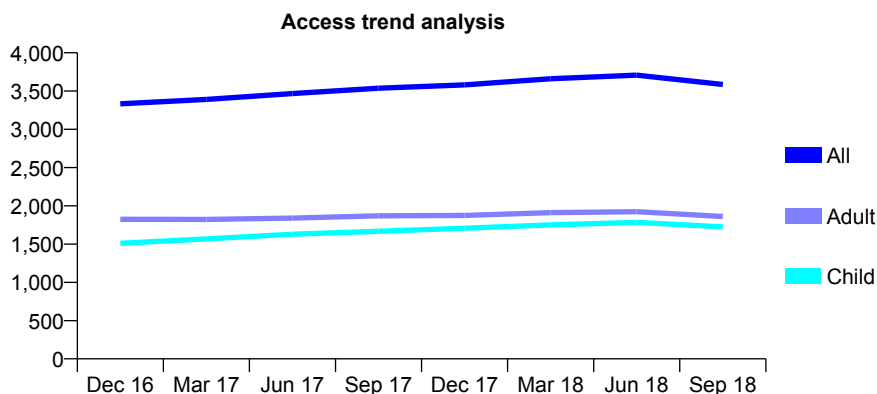
Q61 - Vital Signs At a Glance Contract Report for 661074/0002 - September 2018

Name or company name	MR SA TAVACKOLLI FARD
Contract type name	GDS Contract
Purpose of contract	General
Contract start date	01/04/2006
Contract end date	

18/19 Contracted general activity (UDA)	11,281
Carry forward general activity (UDA)	-226
18/19 Contracted orthodontic activity (UOA)	0
Carry forward orthodontic activity (UOA)	0
Baseline contract value	£293,045.12

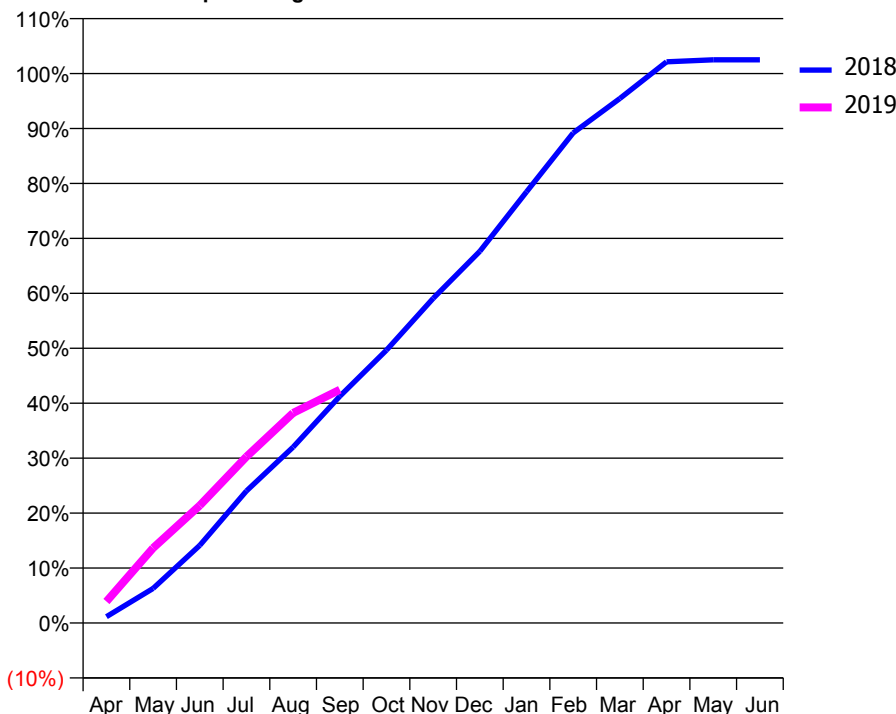
ACCESS*

Patients seen in 24 months	Total	Change since previous quarter
Quarter ending September 2017	3,537	
Quarter ending December 2017	3,581	→
Quarter ending March 2018	3,661	↑
Quarter ending June 2018	3,708	→
Quarter ending September 2018	3,586	↓
Variance since September 2017	1.4%	→



ACTIVITY

Cumulative percentage of contracted UDA delivered 2018 & 2019



Adjusted Scheduled Activity (UDA)

Month	2018	2019
April	129	441
May	709	1,540
June	1,596	2,413
July	2,712	3,416
August	3,613	4,312
September	4,654	4,789
October	5,602	
November	6,664	
December	7,631	
January	8,852	
February	10,063	
March	10,767	
April	11,522	
May	11,561	
June	11,561	

QUALITY

	Quantity	Base Number	Contract	AT	Region	England
% of FP17s for the same patient ID Re-attending within 3 months - Children	33	768	4.3%	10.5%	11.5%	11.6%
% of FP17s for the same patient ID Re-attending within 3 months - Adults	78	783	10.0%	15.7%	16.5%	15.5%
% of FP17s for the same patient ID Re-attending between 3 & 9 months - Children	280	768	36.5%	44.8%	48.5%	58.8%
% of FP17s for the same patient ID Re-attending between 3 & 9 months - Adults	241	783	30.8%	37.0%	39.1%	51.1%
% of FP17s for Band 1 Urgent Courses	69	1,319	5.2%	10.9%	10.6%	9.0%
% of FP17s Relating to Free Repair or Replacements	0	1,319	0.0%	0.5%	0.5%	0.8%
% of FP17s Relating to Continuations	0	1,319	0.0%	0.7%	0.7%	0.9%
% of Patients satisfied with the dentistry they have received	0	0	N/A	90.7%	90.5%	93.3%
% of Patients satisfied with the time they had to wait for an appointment	0	0	N/A	82.5%	85.1%	88.9%

* This is based on patients treated on this contract for their most recent course of treatment. Figures in italics indicate the base number of FP17s or Patient Questionnaire responses are less than 100. N/A is shown where the base number of responses is less than 10 during the period. % is calculated as Quantity/Base number*100

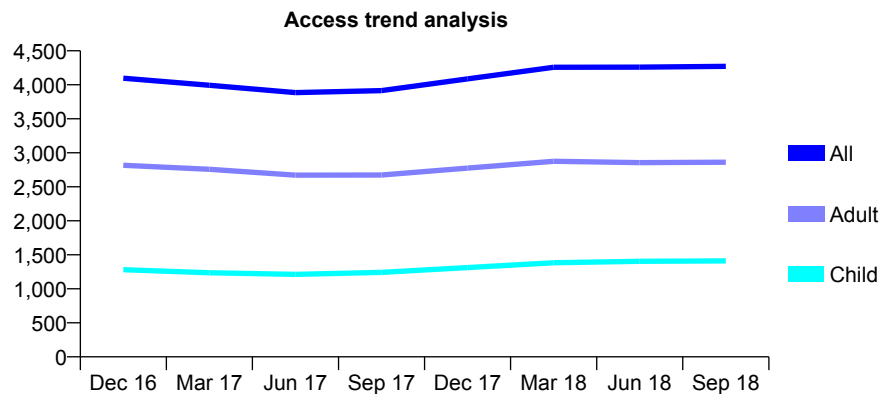
Q61 - Vital Signs At a Glance Contract Report for 673005/0001 - September 2018

Name or company name	MR C TAN
Contract type name	GDS Contract
Purpose of contract	General
Contract start date	01/04/2006
Contract end date	

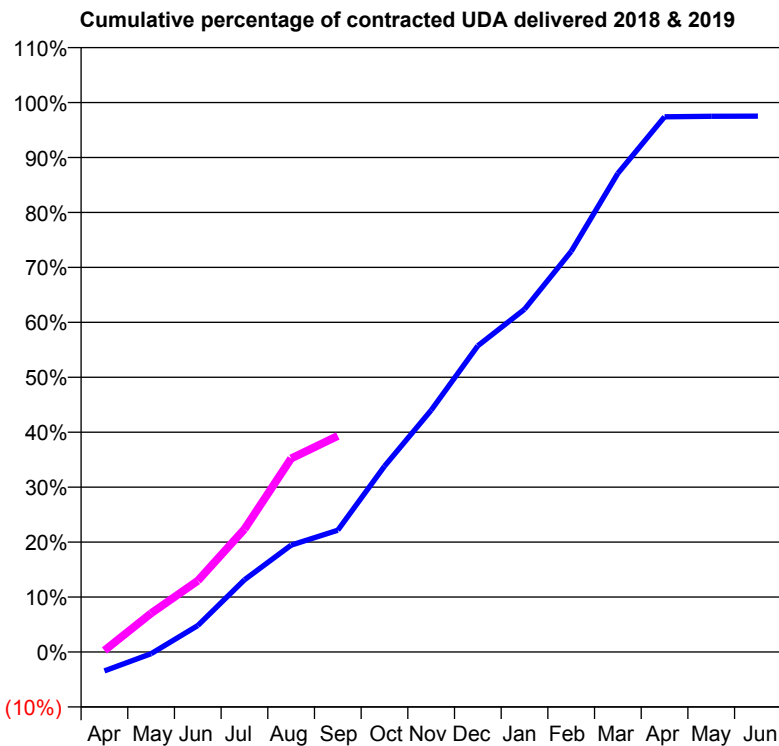
18/19 Contracted general activity (UDA)	11,571
Carry forward general activity (UDA)	289
18/19 Contracted orthodontic activity (UOA)	0
Carry forward orthodontic activity (UOA)	0
Baseline contract value	£437,866.17

ACCESS*

Patients seen in 24 months	Total	Change since previous quarter
Quarter ending September 2017	3,915	
Quarter ending December 2017	4,087	↑
Quarter ending March 2018	4,258	↑
Quarter ending June 2018	4,259	→
Quarter ending September 2018	4,272	→
Variance since September 2017	9.1%	↑



ACTIVITY



Month	Adjusted Scheduled Activity (UDA)	
	2018	2019
April	-399	32
May	-39	815
June	556	1,501
July	1,522	2,588
August	2,252	4,077
September	2,565	4,552
October	3,913	
November	5,092	
December	6,449	
January	7,216	
February	8,437	
March	10,078	
April	11,269	
May	11,280	
June	11,282	

QUALITY

	Quantity	Base Number	Contract	AT	Region	England
% of FP17s for the same patient ID Re-attending within 3 months - Children	30	678	4.4%	10.5%	11.5%	11.6%
% of FP17s for the same patient ID Re-attending within 3 months - Adults	184	1,447	12.7%	15.7%	16.5%	15.5%
% of FP17s for the same patient ID Re-attending between 3 & 9 months - Children	208	678	30.7%	44.8%	48.5%	58.8%
% of FP17s for the same patient ID Re-attending between 3 & 9 months - Adults	479	1,447	33.1%	37.0%	39.1%	51.1%
% of FP17s for Band 1 Urgent Courses	108	1,839	5.9%	10.9%	10.6%	9.0%
% of FP17s Relating to Free Repair or Replacements	6	1,839	0.3%	0.5%	0.5%	0.8%
% of FP17s Relating to Continuations	44	1,839	2.4%	0.7%	0.7%	0.9%
% of Patients satisfied with the dentistry they have received	2	2	N/A	90.7%	90.5%	93.3%
% of Patients satisfied with the time they had to wait for an appointment	2	2	N/A	82.5%	85.1%	88.9%

* This is based on patients treated on this contract for their most recent course of treatment. Figures in italics indicate the base number of FP17s or Patient Questionnaire responses are less than 100. N/A is shown where the base number of responses is less than 10 during the period. % is calculated as Quantity/Base number*100

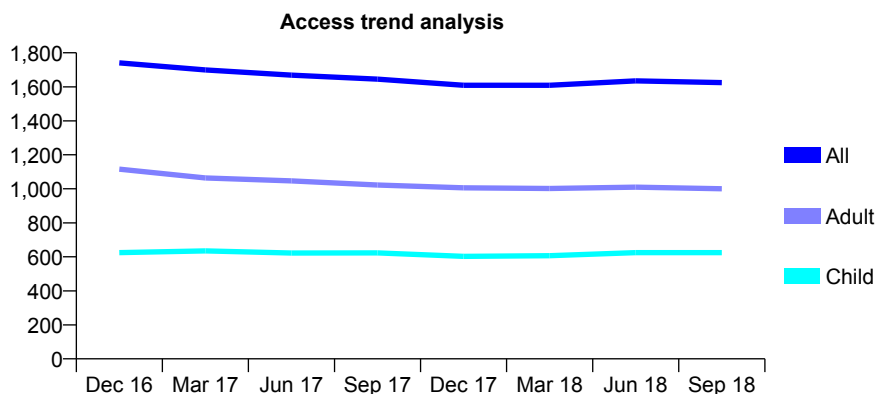
Q61 - Vital Signs At a Glance Contract Report for 673390/0001 - September 2018

Name or company name	MR A KOUCHEKIAN SABOUR
Contract type name	GDS Contract
Purpose of contract	General
Contract start date	01/04/2006
Contract end date	

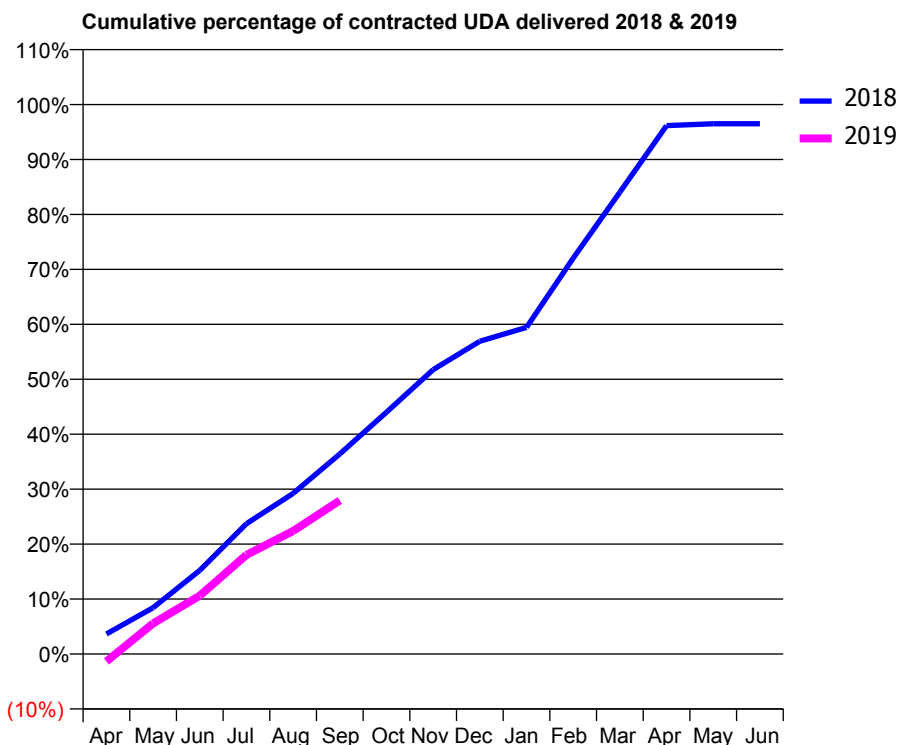
18/19 Contracted general activity (UDA)	6,846
Carry forward general activity (UDA)	239
18/19 Contracted orthodontic activity (UOA)	0
Carry forward orthodontic activity (UOA)	0
Baseline contract value	£205,735.86

ACCESS*

Patients seen in 24 months	Total	Change since previous quarter
Quarter ending September 2017	1,645	
Quarter ending December 2017	1,609	↓
Quarter ending March 2018	1,609	→
Quarter ending June 2018	1,635	→
Quarter ending September 2018	1,625	→
Variance since September 2017	(1.2%)	↓



ACTIVITY



Month	Adjusted Scheduled Activity (UDA)	
	2018	2019
April	249	-93
May	577	381
June	1,043	727
July	1,624	1,235
August	2,001	1,532
September	2,493	1,912
October	3,012	
November	3,542	
December	3,897	
January	4,069	
February	4,931	
March	5,754	
April	6,583	
May	6,607	
June	6,607	

QUALITY

	Quantity	Base Number	Contract	AT	Region	England
% of FP17s for the same patient ID Re-attending within 3 months - Children	32	397	8.1%	10.5%	11.5%	11.6%
% of FP17s for the same patient ID Re-attending within 3 months - Adults	56	564	9.9%	15.7%	16.5%	15.5%
% of FP17s for the same patient ID Re-attending between 3 & 9 months - Children	241	397	60.7%	44.8%	48.5%	58.8%
% of FP17s for the same patient ID Re-attending between 3 & 9 months - Adults	226	564	40.1%	37.0%	39.1%	51.1%
% of FP17s for Band 1 Urgent Courses	141	763	18.5%	10.9%	10.6%	9.0%
% of FP17s Relating to Free Repair or Replacements	0	763	0.0%	0.5%	0.5%	0.8%
% of FP17s Relating to Continuations	1	763	0.1%	0.7%	0.7%	0.9%
% of Patients satisfied with the dentistry they have received	1	1	N/A	90.7%	90.5%	93.3%
% of Patients satisfied with the time they had to wait for an appointment	1	1	N/A	82.5%	85.1%	88.9%

* This is based on patients treated on this contract for their most recent course of treatment. Figures in italics indicate the base number of FP17s or Patient Questionnaire responses are less than 100. N/A is shown where the base number of responses is less than 10 during the period. % is calculated as Quantity/Base number*100

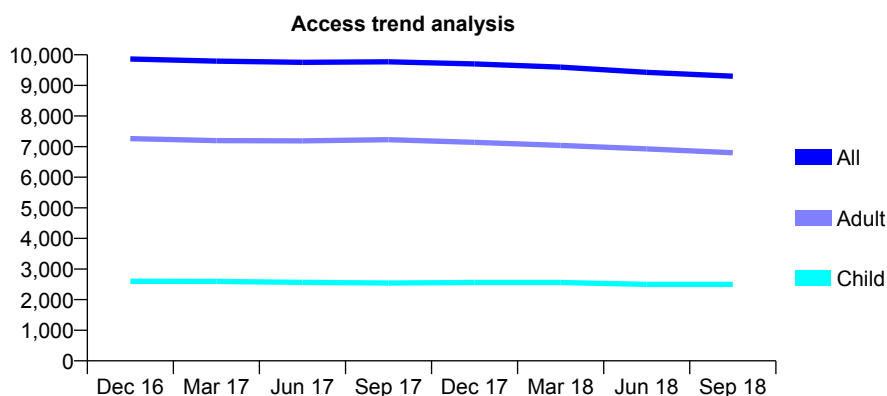
Q61 - Vital Signs At a Glance Contract Report for 673943/0001 - September 2018

Name or company name	Pashazadeh, Moghadam and Moghaddam
Contract type name	GDS Contract
Purpose of contract	General
Contract start date	01/04/2006
Contract end date	

18/19 Contracted general activity (UDA)	33,784
Carry forward general activity (UDA)	10
18/19 Contracted orthodontic activity (UOA)	0
Carry forward orthodontic activity (UOA)	0
Baseline contract value	£1,082,228.75

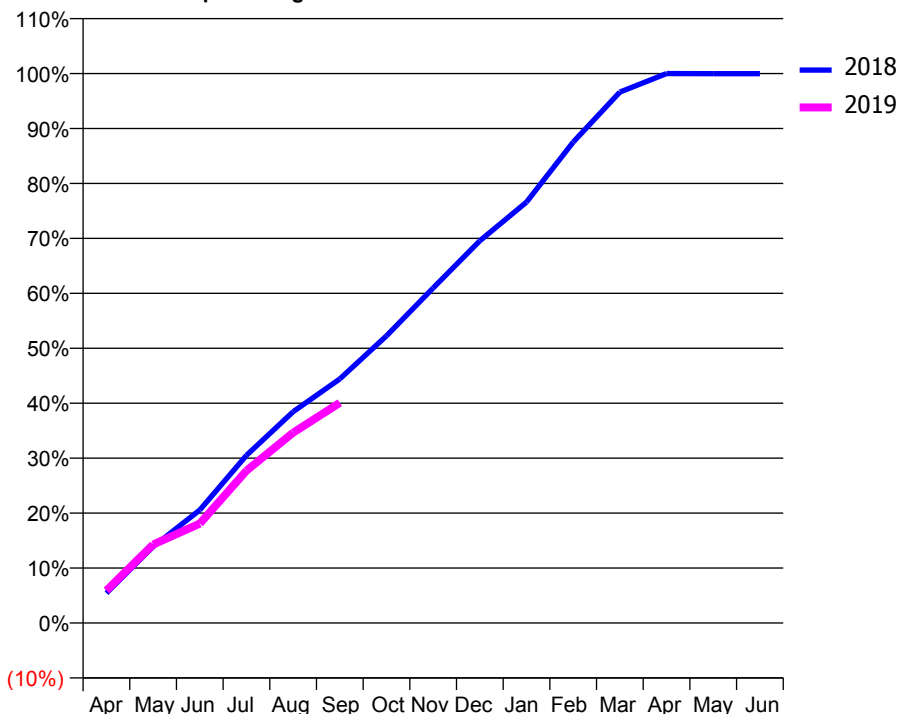
ACCESS*

Patients seen in 24 months	Total	Change since previous quarter
Quarter ending September 2017	9,770	
Quarter ending December 2017	9,701	→
Quarter ending March 2018	9,596	↓
Quarter ending June 2018	9,425	↓
Quarter ending September 2018	9,299	↓
Variance since September 2017	(4.8%)	↓



ACTIVITY

Cumulative percentage of contracted UDA delivered 2018 & 2019



Adjusted Scheduled Activity (UDA)		
Month	2018	2019
April	1,842	2,000
May	4,697	4,829
June	6,947	6,110
July	10,305	9,366
August	12,993	11,703
September	15,006	13,539
October	17,659	
November	20,600	
December	23,500	
January	25,881	
February	29,570	
March	32,643	
April	33,781	
May	33,772	
June	33,774	

QUALITY

	Quantity	Base Number	Contract	AT	Region	England
% of FP17s for the same patient ID Re-attending within 3 months - Children	122	1,262	9.7%	10.5%	11.5%	11.6%
% of FP17s for the same patient ID Re-attending within 3 months - Adults	492	3,130	15.7%	15.7%	16.5%	15.5%
% of FP17s for the same patient ID Re-attending between 3 & 9 months - Children	464	1,262	36.8%	44.8%	48.5%	58.8%
% of FP17s for the same patient ID Re-attending between 3 & 9 months - Adults	1,101	3,130	35.2%	37.0%	39.1%	51.1%
% of FP17s for Band 1 Urgent Courses	575	4,043	14.2%	10.9%	10.6%	9.0%
% of FP17s Relating to Free Repair or Replacements	7	4,043	0.2%	0.5%	0.5%	0.8%
% of FP17s Relating to Continuations	0	4,043	0.0%	0.7%	0.7%	0.9%
% of Patients satisfied with the dentistry they have received	2	2	N/A	90.7%	90.5%	93.3%
% of Patients satisfied with the time they had to wait for an appointment	1	2	N/A	82.5%	85.1%	88.9%

* This is based on patients treated on this contract for their most recent course of treatment. Figures in italics indicate the base number of FP17s or Patient Questionnaire responses are less than 100. N/A is shown where the base number of responses is less than 10 during the period. % is calculated as Quantity/Base number*100

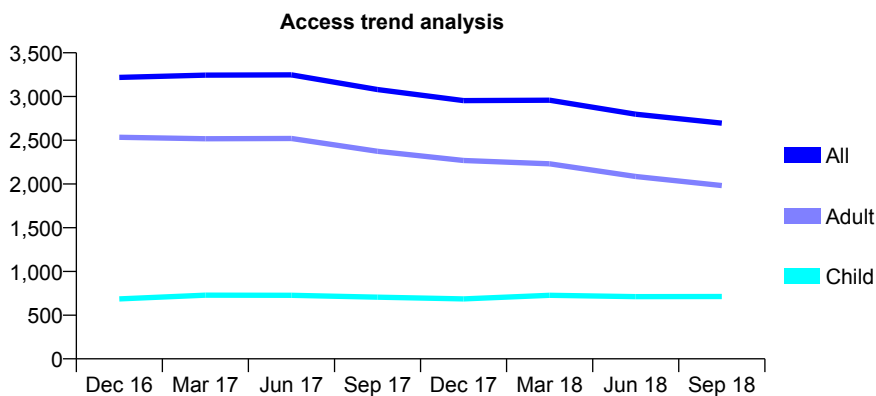
Q61 - Vital Signs At a Glance Contract Report for 675083/0001 - September 2018

Name or company name	MR S TABIBZADEH
Contract type name	GDS Contract
Purpose of contract	General
Contract start date	01/04/2006
Contract end date	

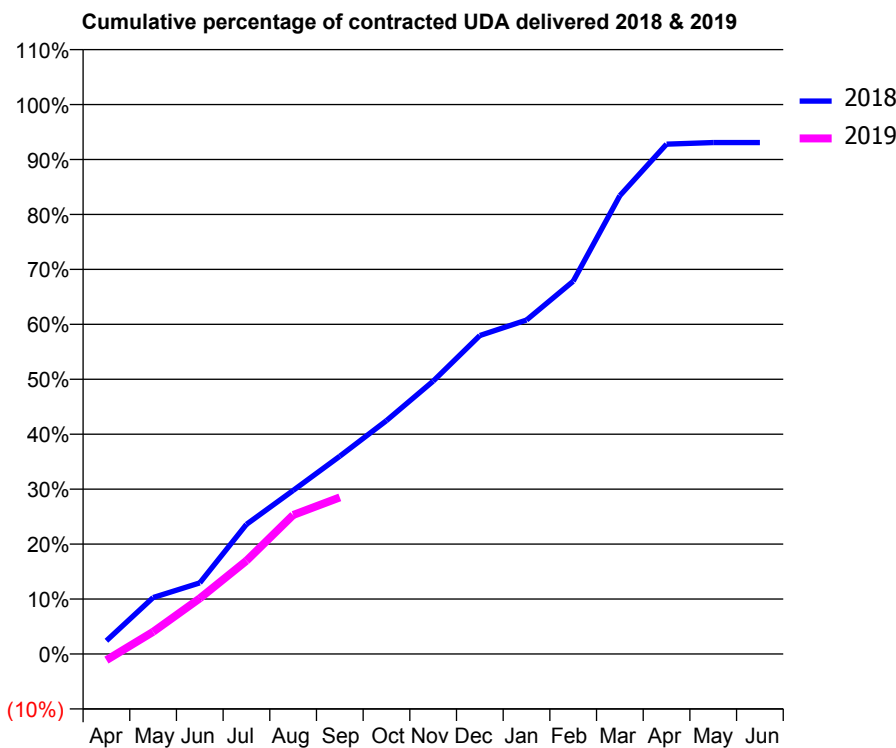
18/19 Contracted general activity (UDA)	13,995
Carry forward general activity (UDA)	284
18/19 Contracted orthodontic activity (UOA)	0
Carry forward orthodontic activity (UOA)	0
Baseline contract value	£494,186.78

ACCESS*

Patients seen in 24 months	Total	Change since previous quarter
Quarter ending September 2017	3,080	
Quarter ending December 2017	2,953	↓
Quarter ending March 2018	2,958	→
Quarter ending June 2018	2,797	↓
Quarter ending September 2018	2,695	↓
Variance since September 2017	(12.5%)	↓



ACTIVITY



Month	Adjusted Scheduled Activity (UDA)	
	2018	2019
April	338	-159
May	1,439	565
June	1,812	1,417
July	3,304	2,377
August	4,167	3,541
September	5,039	3,987
October	5,946	
November	6,950	
December	8,111	
January	8,506	
February	9,495	
March	11,676	
April	12,984	
May	13,027	
June	13,024	

QUALITY

	Quantity	Base Number	Contract	AT	Region	England
% of FP17s for the same patient ID Re-attending within 3 months - Children	6	353	1.7%	10.5%	11.5%	11.6%
% of FP17s for the same patient ID Re-attending within 3 months - Adults	77	793	9.7%	15.7%	16.5%	15.5%
% of FP17s for the same patient ID Re-attending between 3 & 9 months - Children	79	353	22.4%	44.8%	48.5%	58.8%
% of FP17s for the same patient ID Re-attending between 3 & 9 months - Adults	189	793	23.8%	37.0%	39.1%	51.1%
% of FP17s for Band 1 Urgent Courses	112	942	11.9%	10.9%	10.6%	9.0%
% of FP17s Relating to Free Repair or Replacements	0	942	0.0%	0.5%	0.5%	0.8%
% of FP17s Relating to Continuations	4	942	0.4%	0.7%	0.7%	0.9%
% of Patients satisfied with the dentistry they have received	0	1	N/A	90.7%	90.5%	93.3%
% of Patients satisfied with the time they had to wait for an appointment	1	1	N/A	82.5%	85.1%	88.9%

* This is based on patients treated on this contract for their most recent course of treatment. Figures in italics indicate the base number of FP17s or Patient Questionnaire responses are less than 100. N/A is shown where the base number of responses is less than 10 during the period. % is calculated as Quantity/Base number*100

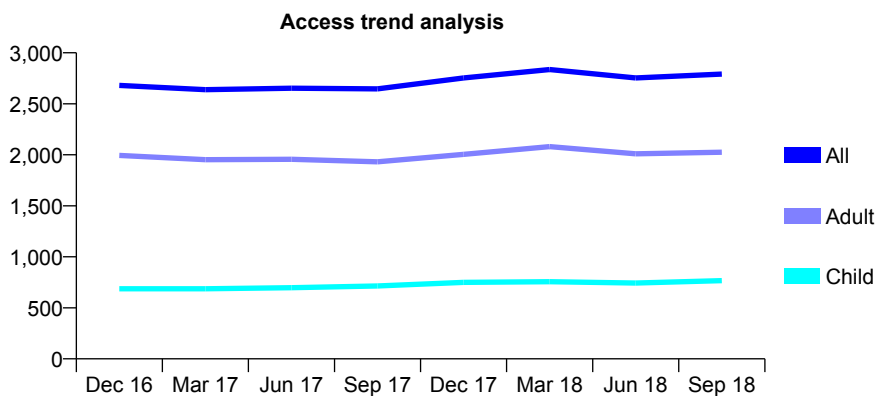
Q61 - Vital Signs At a Glance Contract Report for 677809/0001 - September 2018

Name or company name	MR QM KHALIL
Contract type name	GDS Contract
Purpose of contract	General
Contract start date	01/04/2006
Contract end date	

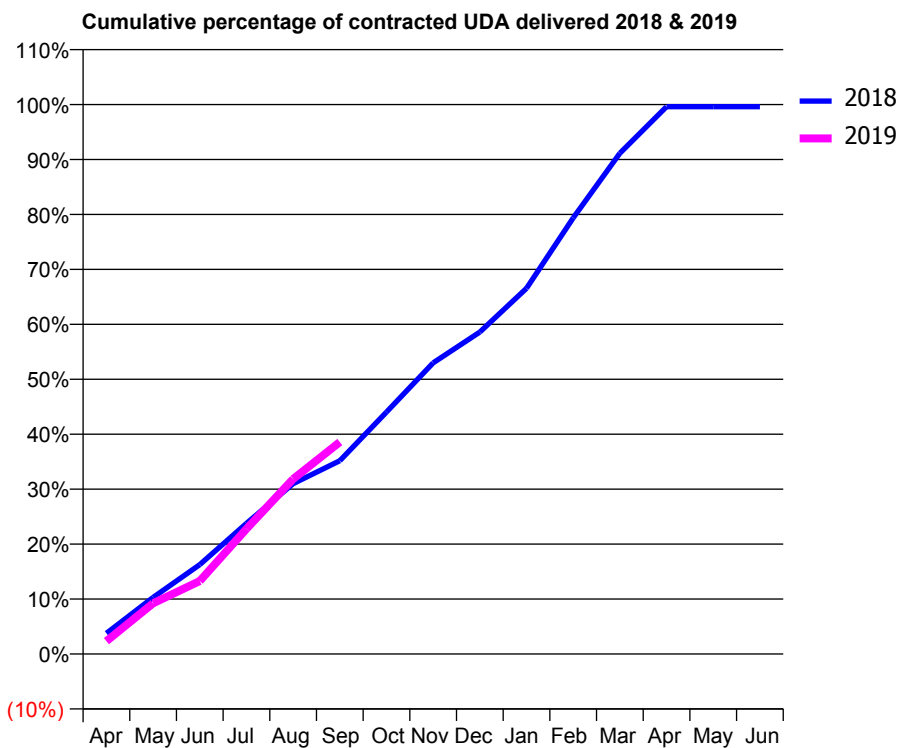
18/19 Contracted general activity (UDA)	10,923
Carry forward general activity (UDA)	44
18/19 Contracted orthodontic activity (UOA)	0
Carry forward orthodontic activity (UOA)	0
Baseline contract value	£331,207.37

ACCESS*

Patients seen in 24 months	Total	Change since previous quarter
Quarter ending September 2017	2,646	
Quarter ending December 2017	2,754	↑
Quarter ending March 2018	2,836	↑
Quarter ending June 2018	2,753	↓
Quarter ending September 2018	2,792	→
Variance since September 2017	5.5%	↑



ACTIVITY



Month	Adjusted Scheduled Activity (UDA)	
	2018	2019
April	411	256
May	1,124	1,008
June	1,778	1,451
July	2,597	2,487
August	3,387	3,479
September	3,841	4,212
October	4,809	
November	5,788	
December	6,399	
January	7,268	
February	8,669	
March	9,954	
April	10,879	
May	10,879	
June	10,879	

QUALITY

	Quantity	Base Number	Contract	AT	Region	England
% of FP17s for the same patient ID Re-attending within 3 months - Children	30	446	6.7%	10.5%	11.5%	11.6%
% of FP17s for the same patient ID Re-attending within 3 months - Adults	115	952	12.1%	15.7%	16.5%	15.5%
% of FP17s for the same patient ID Re-attending between 3 & 9 months - Children	205	446	46.0%	44.8%	48.5%	58.8%
% of FP17s for the same patient ID Re-attending between 3 & 9 months - Adults	336	952	35.3%	37.0%	39.1%	51.1%
% of FP17s for Band 1 Urgent Courses	118	1,226	9.6%	10.9%	10.6%	9.0%
% of FP17s Relating to Free Repair or Replacements	11	1,226	0.9%	0.5%	0.5%	0.8%
% of FP17s Relating to Continuations	20	1,226	1.6%	0.7%	0.7%	0.9%
% of Patients satisfied with the dentistry they have received	0	1	N/A	90.7%	90.5%	93.3%
% of Patients satisfied with the time they had to wait for an appointment	0	1	N/A	82.5%	85.1%	88.9%

* This is based on patients treated on this contract for their most recent course of treatment. Figures in italics indicate the base number of FP17s or Patient Questionnaire responses are less than 100. N/A is shown where the base number of responses is less than 10 during the period. % is calculated as Quantity/Base number*100

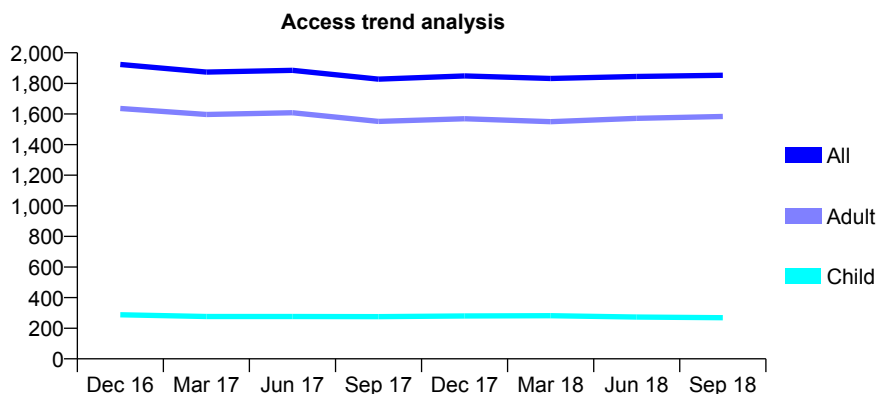
Q61 - Vital Signs At a Glance Contract Report for 680761/0002 - September 2018

Name or company name	MISS A KHAN
Contract type name	GDS Contract
Purpose of contract	General
Contract start date	15/03/2012
Contract end date	

18/19 Contracted general activity (UDA)	6,000
Carry forward general activity (UDA)	-120
18/19 Contracted orthodontic activity (UOA)	0
Carry forward orthodontic activity (UOA)	0
Baseline contract value	£166,959.54

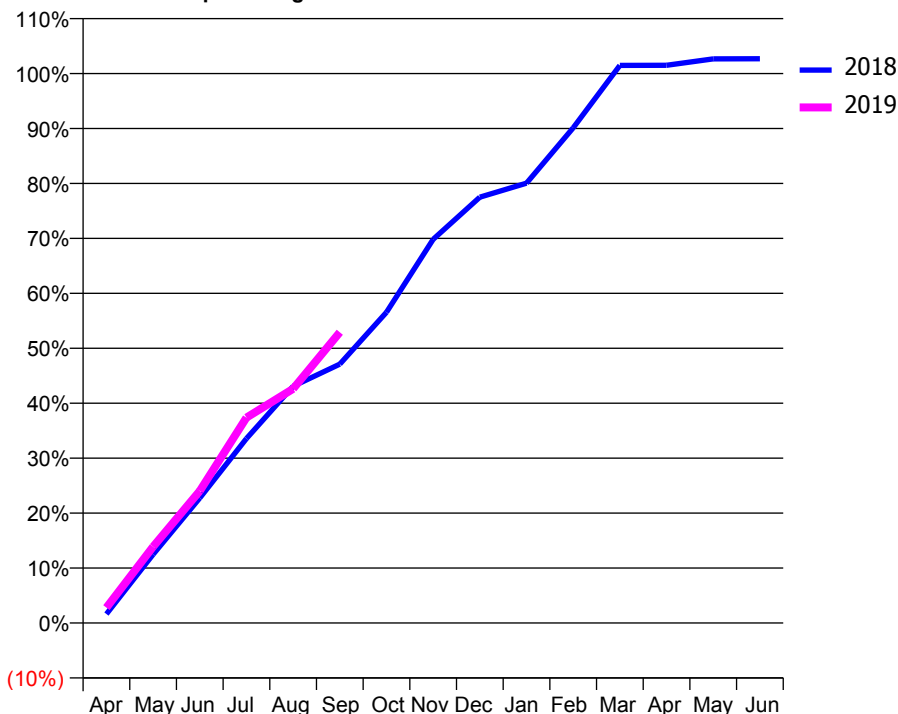
ACCESS*

Patients seen in 24 months	Total	Change since previous quarter
Quarter ending September 2017	1,828	
Quarter ending December 2017	1,849	→
Quarter ending March 2018	1,832	→
Quarter ending June 2018	1,845	→
Quarter ending September 2018	1,853	→
Variance since September 2017	1.4%	→



ACTIVITY

Cumulative percentage of contracted UDA delivered 2018 & 2019



Month	Adjusted Scheduled Activity (UDA)	
	2018	2019
April	99	169
May	749	833
June	1,364	1,443
July	2,015	2,243
August	2,585	2,557
September	2,827	3,175
October	3,394	
November	4,190	
December	4,650	
January	4,802	
February	5,407	
March	6,088	
April	6,090	
May	6,160	
June	6,161	

QUALITY

	Quantity	Base Number	Contract	AT	Region	England
% of FP17s for the same patient ID Re-attending within 3 months - Children	13	169	7.7%	10.5%	11.5%	11.6%
% of FP17s for the same patient ID Re-attending within 3 months - Adults	211	1,079	19.6%	15.7%	16.5%	15.5%
% of FP17s for the same patient ID Re-attending between 3 & 9 months - Children	66	169	39.1%	44.8%	48.5%	58.8%
% of FP17s for the same patient ID Re-attending between 3 & 9 months - Adults	418	1,079	38.7%	37.0%	39.1%	51.1%
% of FP17s for Band 1 Urgent Courses	162	1,216	13.3%	10.9%	10.6%	9.0%
% of FP17s Relating to Free Repair or Replacements	13	1,216	1.1%	0.5%	0.5%	0.8%
% of FP17s Relating to Continuations	10	1,216	0.8%	0.7%	0.7%	0.9%
% of Patients satisfied with the dentistry they have received	1	1	N/A	90.7%	90.5%	93.3%
% of Patients satisfied with the time they had to wait for an appointment	1	1	N/A	82.5%	85.1%	88.9%

* This is based on patients treated on this contract for their most recent course of treatment. Figures in italics indicate the base number of FP17s or Patient Questionnaire responses are less than 100. N/A is shown where the base number of responses is less than 10 during the period. % is calculated as Quantity/Base number*100

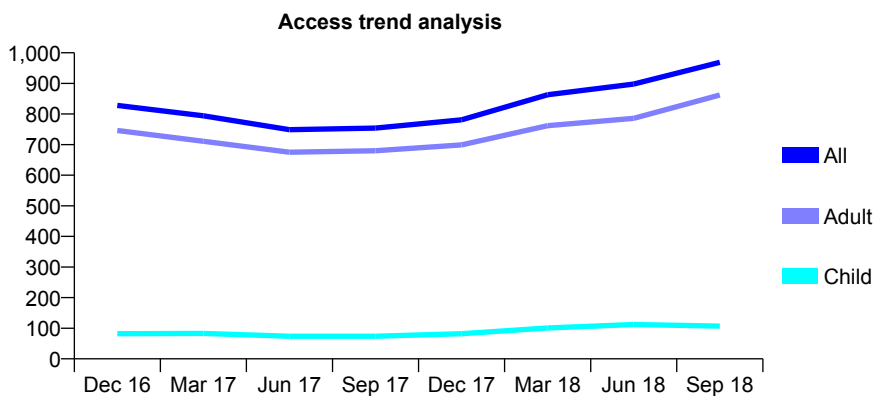
Q61 - Vital Signs At a Glance Contract Report for 681601/0001 - September 2018

Name or company name	Dental Centre @N4
Contract type name	GDS Contract
Purpose of contract	General
Contract start date	01/04/2006
Contract end date	

18/19 Contracted general activity (UDA)	3,000
Carry forward general activity (UDA)	-60
18/19 Contracted orthodontic activity (UOA)	0
Carry forward orthodontic activity (UOA)	0
Baseline contract value	£80,530.32

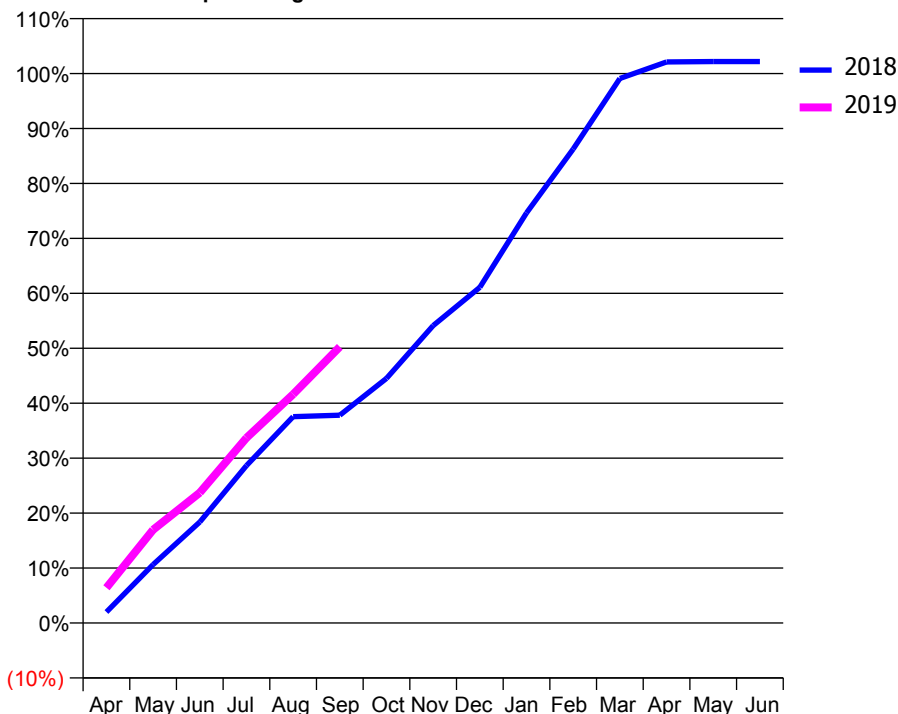
ACCESS*

Patients seen in 24 months	Total	Change since previous quarter
Quarter ending September 2017	754	
Quarter ending December 2017	781	↑
Quarter ending March 2018	863	↑
Quarter ending June 2018	898	↑
Quarter ending September 2018	969	↑
Variance since September 2017	28.5%	↑



ACTIVITY

Cumulative percentage of contracted UDA delivered 2018 & 2019



Month	Adjusted Scheduled Activity (UDA)	
	2018	2019
April	60	193
May	319	509
June	551	712
July	859	1,011
August	1,127	1,249
September	1,135	1,508
October	1,335	
November	1,624	
December	1,832	
January	2,239	
February	2,588	
March	2,973	
April	3,063	
May	3,065	
June	3,065	

QUALITY

	Quantity	Base Number	Contract	AT	Region	England
% of FP17s for the same patient ID Re-attending within 3 months - Children	3	61	4.9%	10.5%	11.5%	11.6%
% of FP17s for the same patient ID Re-attending within 3 months - Adults	92	470	19.6%	15.7%	16.5%	15.5%
% of FP17s for the same patient ID Re-attending between 3 & 9 months - Children	18	61	29.5%	44.8%	48.5%	58.8%
% of FP17s for the same patient ID Re-attending between 3 & 9 months - Adults	81	470	17.2%	37.0%	39.1%	51.1%
% of FP17s for Band 1 Urgent Courses	140	501	27.9%	10.9%	10.6%	9.0%
% of FP17s Relating to Free Repair or Replacements	1	501	0.2%	0.5%	0.5%	0.8%
% of FP17s Relating to Continuations	1	501	0.2%	0.7%	0.7%	0.9%
% of Patients satisfied with the dentistry they have received	1	1	N/A	90.7%	90.5%	93.3%
% of Patients satisfied with the time they had to wait for an appointment	1	1	N/A	82.5%	85.1%	88.9%

* This is based on patients treated on this contract for their most recent course of treatment. Figures in italics indicate the base number of FP17s or Patient Questionnaire responses are less than 100. N/A is shown where the base number of responses is less than 10 during the period. % is calculated as Quantity/Base number*100

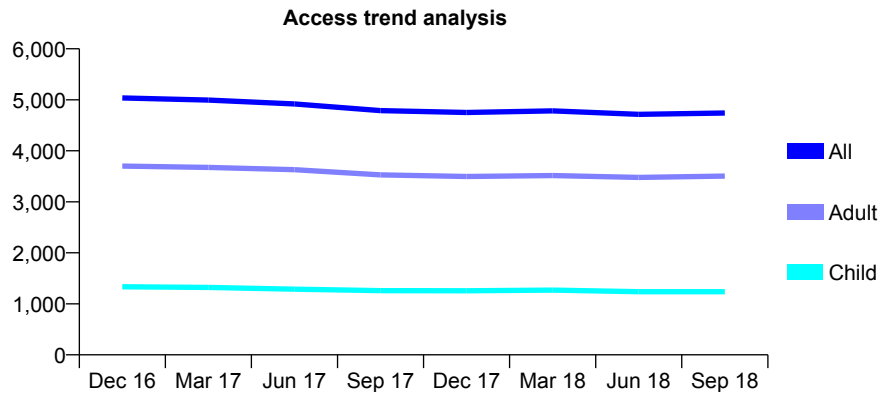
Q61 - Vital Signs At a Glance Contract Report for 683116/0001 - September 2018

Name or company name	MR SC KAPADIA
Contract type name	GDS Contract
Purpose of contract	General
Contract start date	01/04/2009
Contract end date	

18/19 Contracted general activity (UDA)	13,747
Carry forward general activity (UDA)	0
18/19 Contracted orthodontic activity (UOA)	0
Carry forward orthodontic activity (UOA)	0
Baseline contract value	£332,849.21

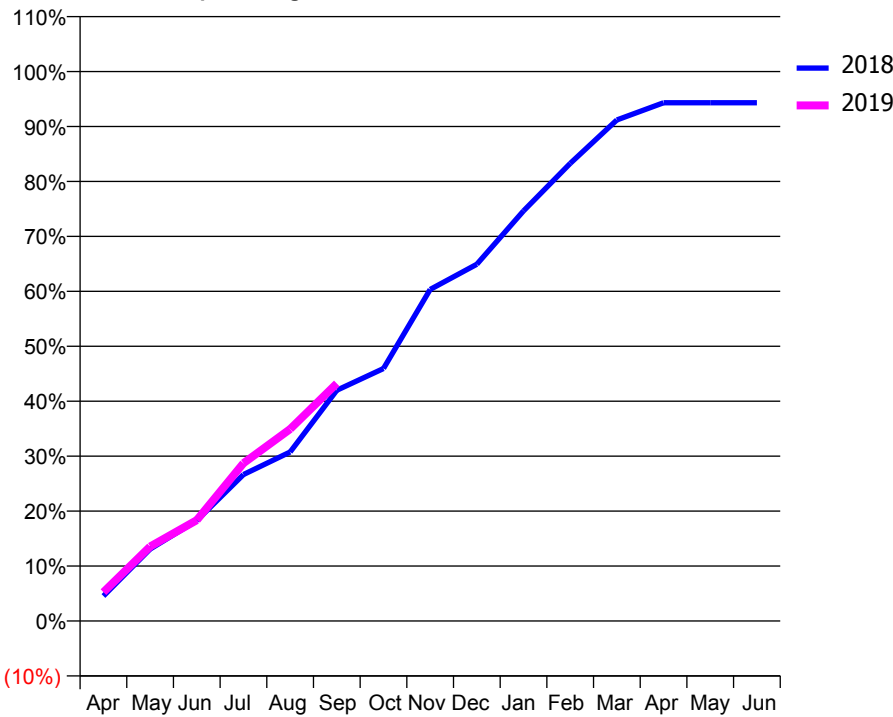
ACCESS*

Patients seen in 24 months	Total	Change since previous quarter
Quarter ending September 2017	4,789	
Quarter ending December 2017	4,751	→
Quarter ending March 2018	4,782	→
Quarter ending June 2018	4,716	↓
Quarter ending September 2018	4,742	→
Variance since September 2017	(1.0%)	→



ACTIVITY

Cumulative percentage of contracted UDA delivered 2018 & 2019



Adjusted Scheduled Activity (UDA)		
Month	2018	2019
April	624	722
May	1,800	1,862
June	2,514	2,523
July	3,666	3,948
August	4,229	4,802
September	5,774	5,944
October	6,318	
November	8,296	
December	8,926	
January	10,261	
February	11,447	
March	12,536	
April	12,966	
May	12,964	
June	12,964	

QUALITY

	Quantity	Base Number	Contract	AT	Region	England
% of FP17s for the same patient ID Re-attending within 3 months - Children	18	812	2.2%	10.5%	11.5%	11.6%
% of FP17s for the same patient ID Re-attending within 3 months - Adults	141	2,045	6.9%	15.7%	16.5%	15.5%
% of FP17s for the same patient ID Re-attending between 3 & 9 months - Children	475	812	58.5%	44.8%	48.5%	58.8%
% of FP17s for the same patient ID Re-attending between 3 & 9 months - Adults	1,130	2,045	55.3%	37.0%	39.1%	51.1%
% of FP17s for Band 1 Urgent Courses	127	2,661	4.8%	10.9%	10.6%	9.0%
% of FP17s Relating to Free Repair or Replacements	17	2,661	0.6%	0.5%	0.5%	0.8%
% of FP17s Relating to Continuations	0	2,661	0.0%	0.7%	0.7%	0.9%
% of Patients satisfied with the dentistry they have received	0	0	N/A	90.7%	90.5%	93.3%
% of Patients satisfied with the time they had to wait for an appointment	0	0	N/A	82.5%	85.1%	88.9%

* This is based on patients treated on this contract for their most recent course of treatment. Figures in italics indicate the base number of FP17s or Patient Questionnaire responses are less than 100. N/A is shown where the base number of responses is less than 10 during the period. % is calculated as Quantity/Base number*100

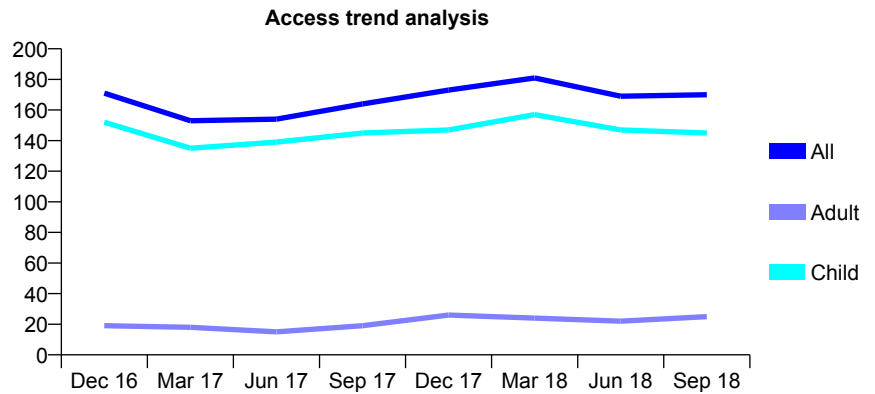
Q61 - Vital Signs At a Glance Contract Report for 683434/0001 - September 2018

Name or company name	MR F BASSEGHI
Contract type name	GDS Contract
Purpose of contract	General
Contract start date	01/04/2006
Contract end date	

18/19 Contracted general activity (UDA)	320
Carry forward general activity (UDA)	-6
18/19 Contracted orthodontic activity (UOA)	0
Carry forward orthodontic activity (UOA)	0
Baseline contract value	£12,100.48

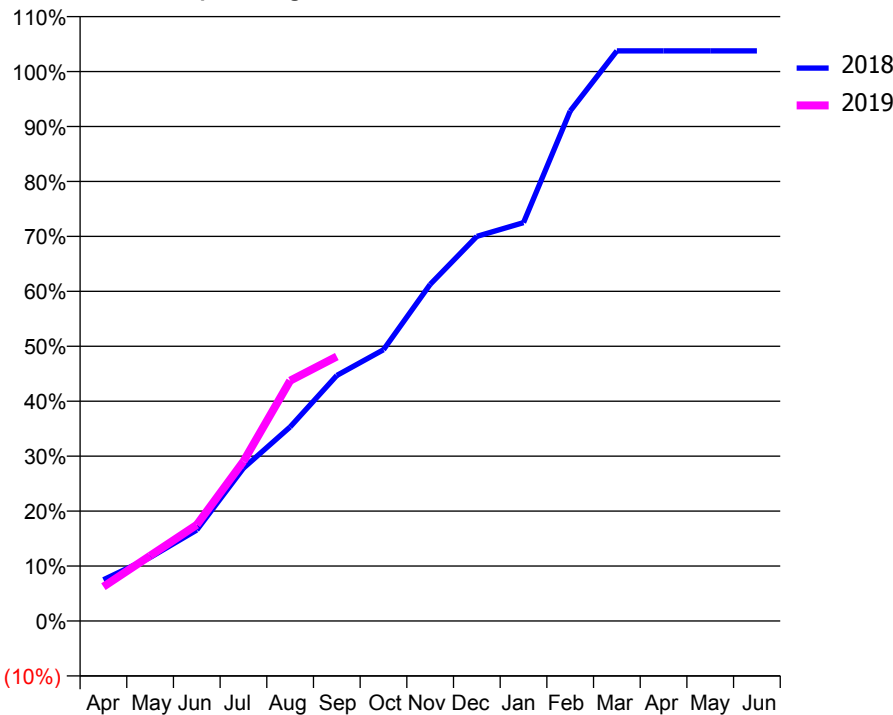
ACCESS*

Patients seen in 24 months	Total	Change since previous quarter
Quarter ending September 2017	164	
Quarter ending December 2017	173	↑
Quarter ending March 2018	181	↑
Quarter ending June 2018	169	↓
Quarter ending September 2018	170	→
Variance since September 2017	3.7%	↑



ACTIVITY

Cumulative percentage of contracted UDA delivered 2018 & 2019



Month	Adjusted Scheduled Activity (UDA)	
	2018	2019
April	24	20
May	37	38
June	53	56
July	89	93
August	113	140
September	143	154
October	158	
November	196	
December	224	
January	232	
February	297	
March	332	
April	332	
May	332	
June	332	

QUALITY

	Quantity	Base Number	Contract	AT	Region	England
% of FP17s for the same patient ID Re-attending within 3 months - Children	12	98	12.2%	10.5%	11.5%	11.6%
% of FP17s for the same patient ID Re-attending within 3 months - Adults	0	5	0.0%	15.7%	16.5%	15.5%
% of FP17s for the same patient ID Re-attending between 3 & 9 months - Children	42	98	42.9%	44.8%	48.5%	58.8%
% of FP17s for the same patient ID Re-attending between 3 & 9 months - Adults	5	5	100.0%	37.0%	39.1%	51.1%
% of FP17s for Band 1 Urgent Courses	0	102	0.0%	10.9%	10.6%	9.0%
% of FP17s Relating to Free Repair or Replacements	0	102	0.0%	0.5%	0.5%	0.8%
% of FP17s Relating to Continuations	0	102	0.0%	0.7%	0.7%	0.9%
% of Patients satisfied with the dentistry they have received	0	0	N/A	90.7%	90.5%	93.3%
% of Patients satisfied with the time they had to wait for an appointment	0	0	N/A	82.5%	85.1%	88.9%

* This is based on patients treated on this contract for their most recent course of treatment. Figures in italics indicate the base number of FP17s or Patient Questionnaire responses are less than 100. N/A is shown where the base number of responses is less than 10 during the period. % is calculated as Quantity/Base number*100

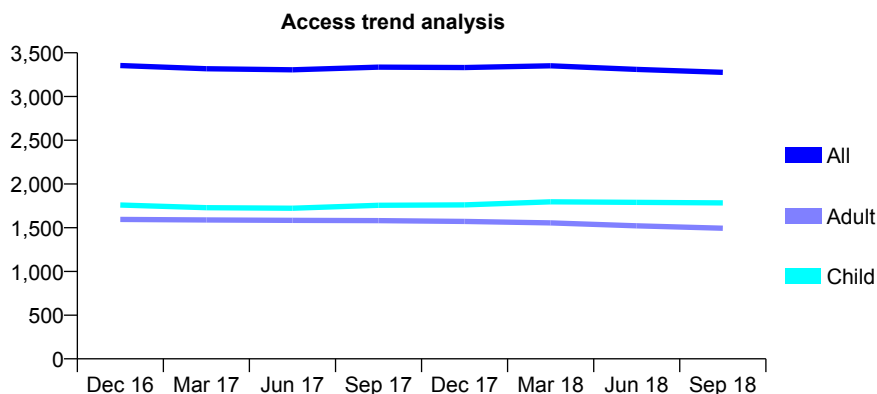
Q61 - Vital Signs At a Glance Contract Report for 685763/0001 - September 2018

Name or company name	MR S CHAUDHURI
Contract type name	GDS Contract
Purpose of contract	General
Contract start date	01/04/2008
Contract end date	

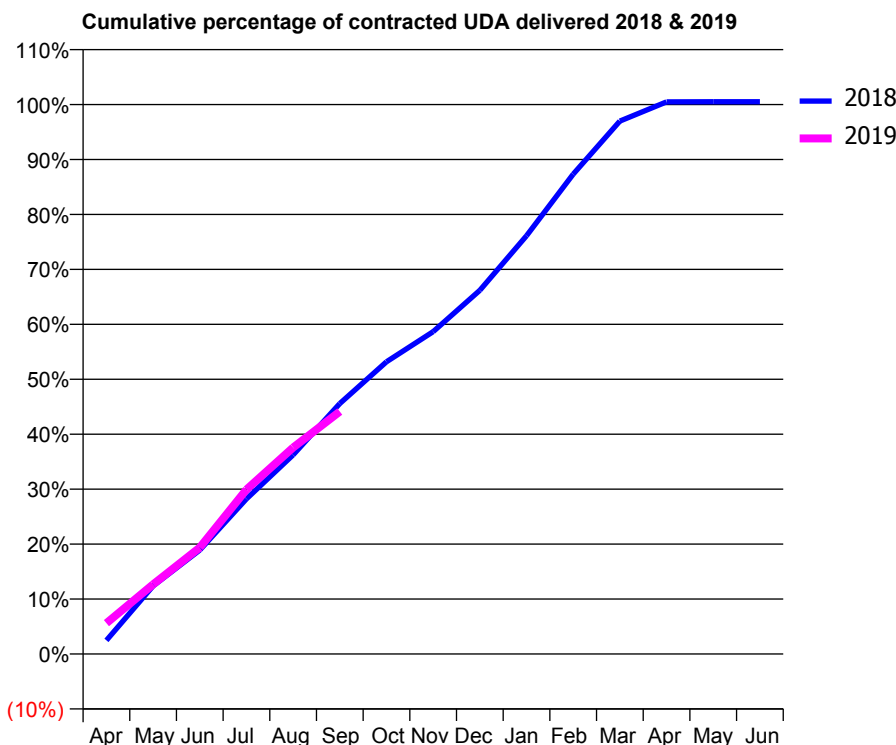
18/19 Contracted general activity (UDA)	12,935
Carry forward general activity (UDA)	-64
18/19 Contracted orthodontic activity (UOA)	0
Carry forward orthodontic activity (UOA)	0
Baseline contract value	£390,282.39

ACCESS*

Patients seen in 24 months	Total	Change since previous quarter
Quarter ending September 2017	3,336	
Quarter ending December 2017	3,332	→
Quarter ending March 2018	3,351	→
Quarter ending June 2018	3,310	↓
Quarter ending September 2018	3,277	→
Variance since September 2017	(1.8%)	↓



ACTIVITY



Month	Adjusted Scheduled Activity (UDA)	
	2018	2019
April	322	727
May	1,603	1,639
June	2,446	2,505
July	3,653	3,873
August	4,688	4,860
September	5,896	5,709
October	6,879	
November	7,589	
December	8,562	
January	9,845	
February	11,294	
March	12,543	
April	12,997	
May	12,999	
June	12,999	

QUALITY

	Quantity	Base Number	Contract	AT	Region	England
% of FP17s for the same patient ID Re-attending within 3 months - Children	118	1,367	8.6%	10.5%	11.5%	11.6%
% of FP17s for the same patient ID Re-attending within 3 months - Adults	284	1,072	26.5%	15.7%	16.5%	15.5%
% of FP17s for the same patient ID Re-attending between 3 & 9 months - Children	805	1,367	58.9%	44.8%	48.5%	58.8%
% of FP17s for the same patient ID Re-attending between 3 & 9 months - Adults	473	1,072	44.1%	37.0%	39.1%	51.1%
% of FP17s for Band 1 Urgent Courses	301	2,266	13.3%	10.9%	10.6%	9.0%
% of FP17s Relating to Free Repair or Replacements	7	2,266	0.3%	0.5%	0.5%	0.8%
% of FP17s Relating to Continuations	1	2,266	0.0%	0.7%	0.7%	0.9%
% of Patients satisfied with the dentistry they have received	2	2	N/A	90.7%	90.5%	93.3%
% of Patients satisfied with the time they had to wait for an appointment	2	2	N/A	82.5%	85.1%	88.9%

* This is based on patients treated on this contract for their most recent course of treatment. Figures in italics indicate the base number of FP17s or Patient Questionnaire responses are less than 100. N/A is shown where the base number of responses is less than 10 during the period. % is calculated as Quantity/Base number*100

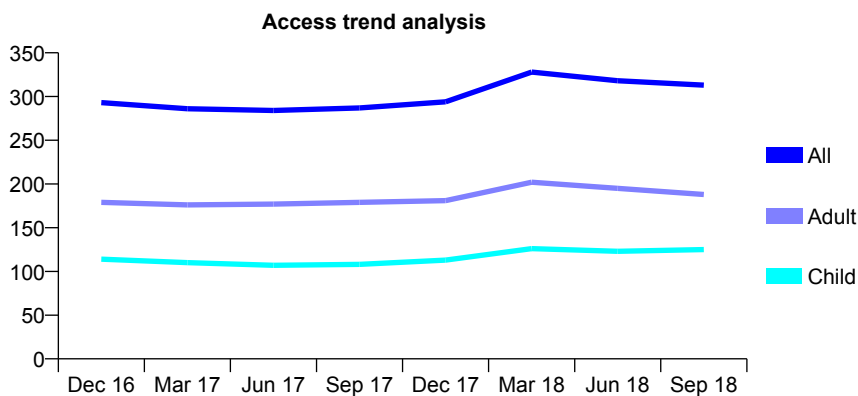
Q61 - Vital Signs At a Glance Contract Report for 687073/0001 - September 2018

Name or company name	MR H ALI
Contract type name	GDS Contract
Purpose of contract	General
Contract start date	01/04/2008
Contract end date	

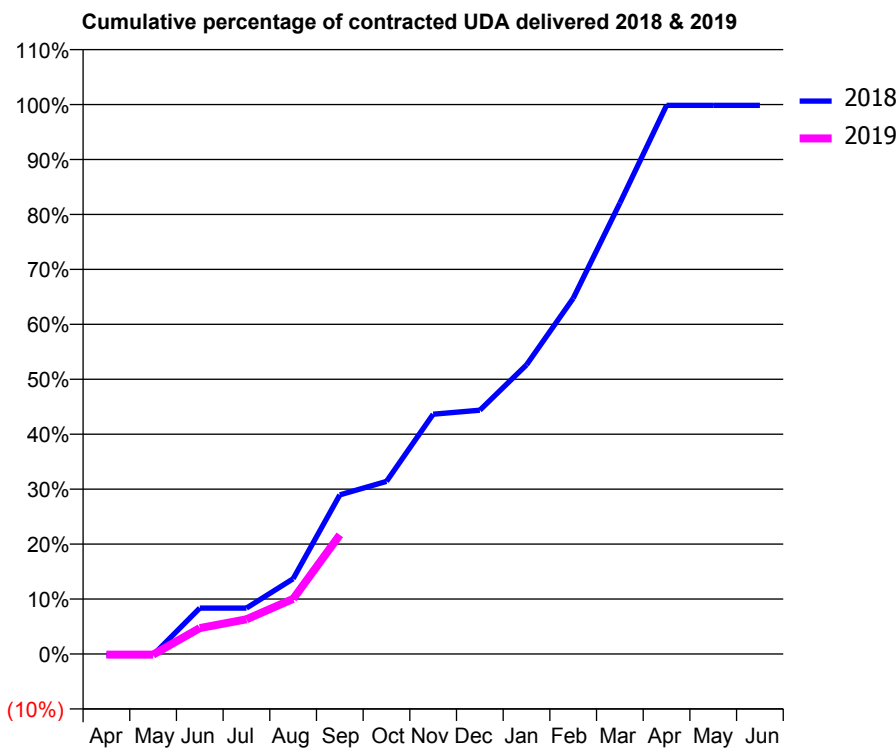
18/19 Contracted general activity (UDA)	1,376
Carry forward general activity (UDA)	2
18/19 Contracted orthodontic activity (UOA)	0
Carry forward orthodontic activity (UOA)	0
Baseline contract value	£37,987.86

ACCESS*

Patients seen in 24 months	Total	Change since previous quarter
Quarter ending September 2017	287	
Quarter ending December 2017	294	↑
Quarter ending March 2018	328	↑
Quarter ending June 2018	318	↓
Quarter ending September 2018	313	↓
Variance since September 2017	9.1%	↑



ACTIVITY



Adjusted Scheduled Activity (UDA)		
Month	2018	2019
April	-3	-2
May	-3	-2
June	115	65
July	115	87
August	189	138
September	399	298
October	432	
November	600	
December	610	
January	724	
February	891	
March	1,129	
April	1,374	
May	1,374	
June	1,374	

QUALITY

	Quantity	Base Number	Contract	AT	Region	England
% of FP17s for the same patient ID Re-attending within 3 months - Children	0	75	0.0%	10.5%	11.5%	11.6%
% of FP17s for the same patient ID Re-attending within 3 months - Adults	4	77	5.2%	15.7%	16.5%	15.5%
% of FP17s for the same patient ID Re-attending between 3 & 9 months - Children	40	75	53.3%	44.8%	48.5%	58.8%
% of FP17s for the same patient ID Re-attending between 3 & 9 months - Adults	26	77	33.8%	37.0%	39.1%	51.1%
% of FP17s for Band 1 Urgent Courses	1	115	0.9%	10.9%	10.6%	9.0%
% of FP17s Relating to Free Repair or Replacements	0	115	0.0%	0.5%	0.5%	0.8%
% of FP17s Relating to Continuations	0	115	0.0%	0.7%	0.7%	0.9%
% of Patients satisfied with the dentistry they have received	1	1	N/A	90.7%	90.5%	93.3%
% of Patients satisfied with the time they had to wait for an appointment	1	1	N/A	82.5%	85.1%	88.9%

* This is based on patients treated on this contract for their most recent course of treatment. Figures in italics indicate the base number of FP17s or Patient Questionnaire responses are less than 100. N/A is shown where the base number of responses is less than 10 during the period. % is calculated as Quantity/Base number*100

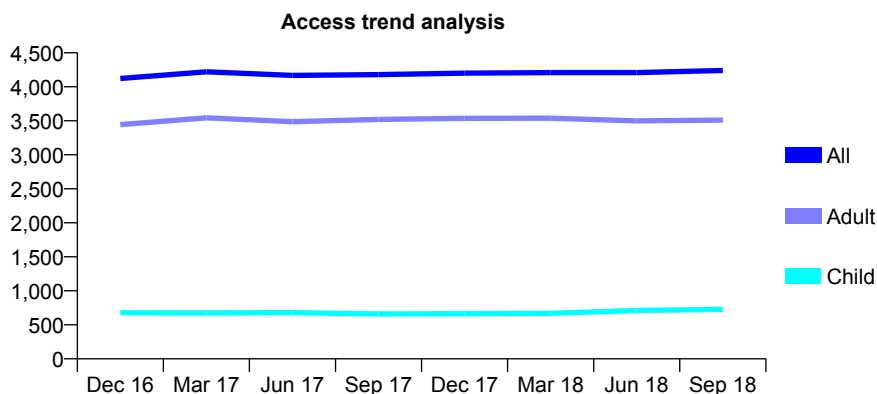
Q61 - Vital Signs At a Glance Contract Report for 687359/0001 - September 2018

Name or company name	MR K HADJI ALI AHMADI
Contract type name	GDS Contract
Purpose of contract	General
Contract start date	01/04/2006
Contract end date	

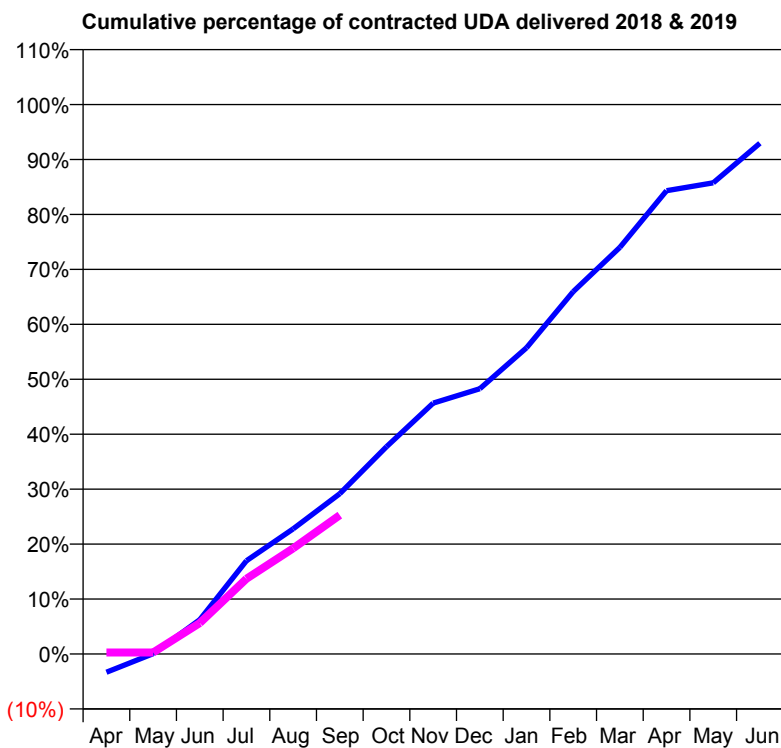
18/19 Contracted general activity (UDA)	17,540
Carry forward general activity (UDA)	0
18/19 Contracted orthodontic activity (UOA)	0
Carry forward orthodontic activity (UOA)	0
Baseline contract value	£637,895.56

ACCESS*

Patients seen in 24 months	Total	Change since previous quarter
Quarter ending September 2017	4,180	
Quarter ending December 2017	4,201	→
Quarter ending March 2018	4,208	→
Quarter ending June 2018	4,209	→
Quarter ending September 2018	4,240	→
Variance since September 2017	1.4%	→



ACTIVITY



Adjusted Scheduled Activity (UDA)		
Month	2018	2019
April	-585	47
May	9	48
June	1,094	988
July	2,978	2,404
August	3,994	3,373
September	5,120	4,433
October	6,616	
November	8,008	
December	8,470	
January	9,775	
February	11,566	
March	12,980	
April	14,790	
May	15,042	
June	16,303	

QUALITY

	Quantity	Base Number	Contract	AT	Region	England
% of FP17s for the same patient ID Re-attending within 3 months - Children	15	373	4.0%	10.5%	11.5%	11.6%
% of FP17s for the same patient ID Re-attending within 3 months - Adults	87	1,496	5.8%	15.7%	16.5%	15.5%
% of FP17s for the same patient ID Re-attending between 3 & 9 months - Children	80	373	21.4%	44.8%	48.5%	58.8%
% of FP17s for the same patient ID Re-attending between 3 & 9 months - Adults	395	1,496	26.4%	37.0%	39.1%	51.1%
% of FP17s for Band 1 Urgent Courses	58	1,344	4.3%	10.9%	10.6%	9.0%
% of FP17s Relating to Free Repair or Replacements	12	1,344	0.9%	0.5%	0.5%	0.8%
% of FP17s Relating to Continuations	3	1,344	0.2%	0.7%	0.7%	0.9%
% of Patients satisfied with the dentistry they have received	2	3	N/A	90.7%	90.5%	93.3%
% of Patients satisfied with the time they had to wait for an appointment	1	3	N/A	82.5%	85.1%	88.9%

* This is based on patients treated on this contract for their most recent course of treatment. Figures in italics indicate the base number of FP17s or Patient Questionnaire responses are less than 100. N/A is shown where the base number of responses is less than 10 during the period. % is calculated as Quantity/Base number*100

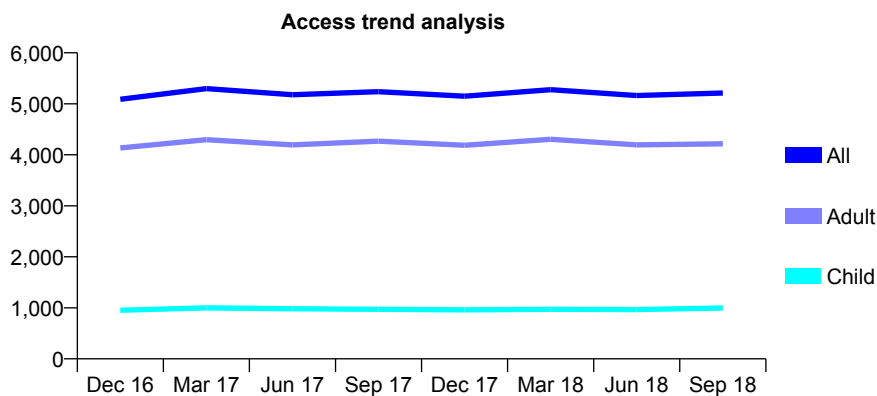
Q61 - Vital Signs At a Glance Contract Report for 688045/0001 - September 2018

Name or company name	MR M MOBASSERI
Contract type name	GDS Contract
Purpose of contract	General
Contract start date	03/07/2006
Contract end date	

18/19 Contracted general activity (UDA)	18,111
Carry forward general activity (UDA)	0
18/19 Contracted orthodontic activity (UOA)	0
Carry forward orthodontic activity (UOA)	0
Baseline contract value	£598,118.26

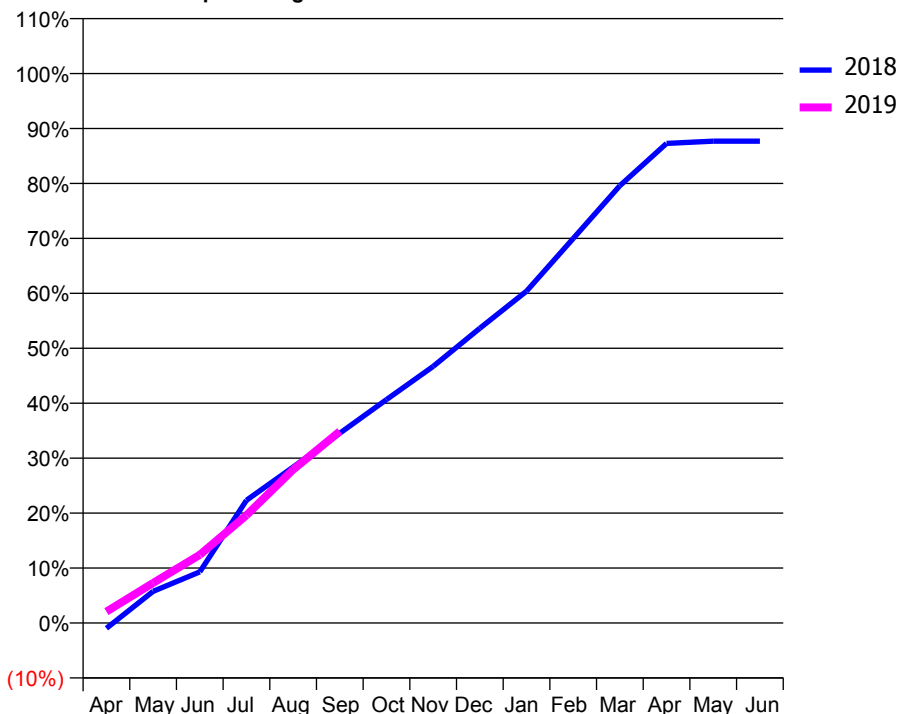
ACCESS*

Patients seen in 24 months	Total	Change since previous quarter
Quarter ending September 2017	5,239	
Quarter ending December 2017	5,148	↓
Quarter ending March 2018	5,277	↑
Quarter ending June 2018	5,161	↓
Quarter ending September 2018	5,212	→
Variance since September 2017	(0.5%)	→



ACTIVITY

Cumulative percentage of contracted UDA delivered 2018 & 2019



Month	Adjusted Scheduled Activity (UDA)	
	2018	2019
April	-176	378
May	1,043	1,321
June	1,686	2,250
July	4,047	3,553
August	5,141	5,056
September	6,257	6,318
October	7,366	
November	8,457	
December	9,714	
January	10,939	
February	12,672	
March	14,414	
April	15,807	
May	15,882	
June	15,883	

QUALITY

	Quantity	Base Number	Contract	AT	Region	England
% of FP17s for the same patient ID Re-attending within 3 months - Children	48	552	8.7%	10.5%	11.5%	11.6%
% of FP17s for the same patient ID Re-attending within 3 months - Adults	321	1,860	17.3%	15.7%	16.5%	15.5%
% of FP17s for the same patient ID Re-attending between 3 & 9 months - Children	163	552	29.5%	44.8%	48.5%	58.8%
% of FP17s for the same patient ID Re-attending between 3 & 9 months - Adults	412	1,860	22.2%	37.0%	39.1%	51.1%
% of FP17s for Band 1 Urgent Courses	484	2,086	23.2%	10.9%	10.6%	9.0%
% of FP17s Relating to Free Repair or Replacements	2	2,086	0.1%	0.5%	0.5%	0.8%
% of FP17s Relating to Continuations	14	2,086	0.7%	0.7%	0.7%	0.9%
% of Patients satisfied with the dentistry they have received	0	0	N/A	90.7%	90.5%	93.3%
% of Patients satisfied with the time they had to wait for an appointment	0	0	N/A	82.5%	85.1%	88.9%

* This is based on patients treated on this contract for their most recent course of treatment. Figures in italics indicate the base number of FP17s or Patient Questionnaire responses are less than 100. N/A is shown where the base number of responses is less than 10 during the period. % is calculated as Quantity/Base number*100

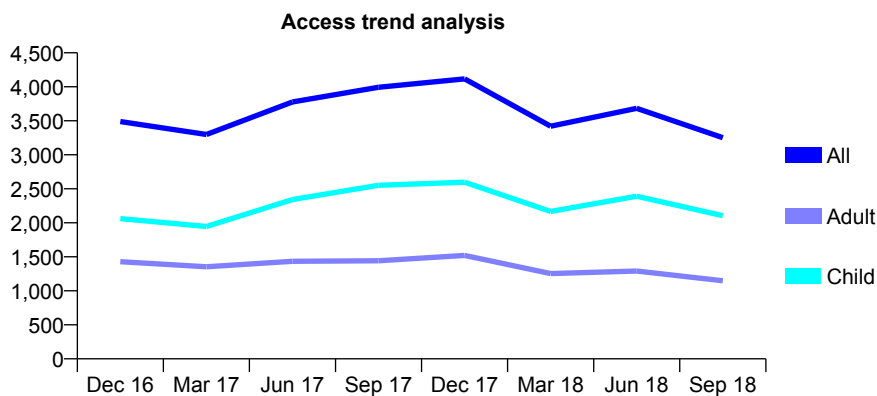
Q61 - Vital Signs At a Glance Contract Report for 689254/0005 - September 2018

Name or company name	MR M PATEL
Contract type name	GDS Contract
Purpose of contract	General
Contract start date	16/06/2010
Contract end date	

18/19 Contracted general activity (UDA)	9,508
Carry forward general activity (UDA)	-162
18/19 Contracted orthodontic activity (UOA)	0
Carry forward orthodontic activity (UOA)	0
Baseline contract value	£817,190.95

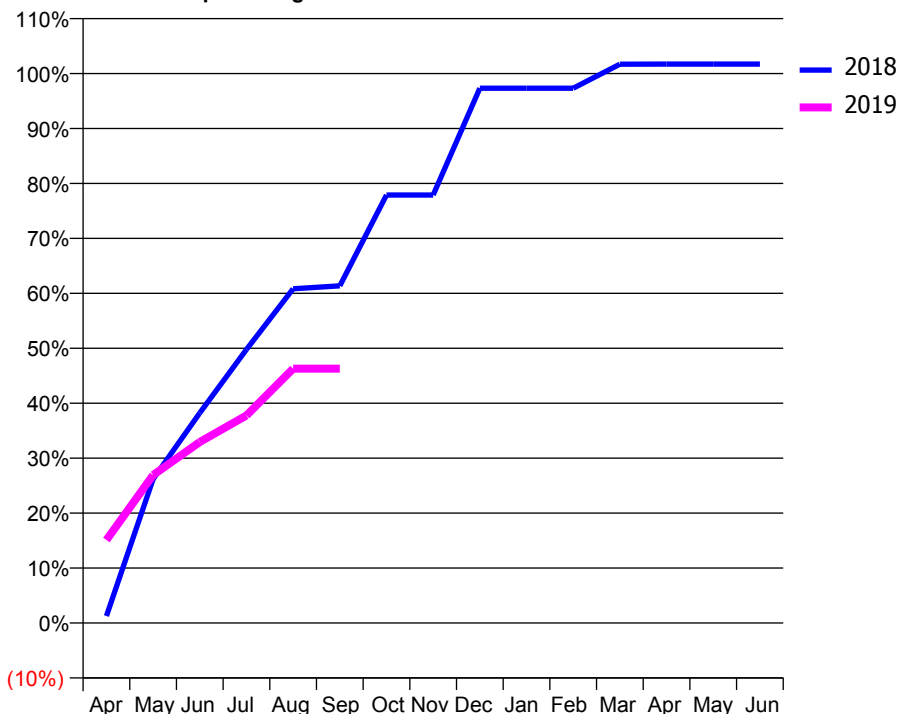
ACCESS*

Patients seen in 24 months	Total	Change since previous quarter
Quarter ending September 2017	3,994	
Quarter ending December 2017	4,117	↑
Quarter ending March 2018	3,421	↓
Quarter ending June 2018	3,683	↑
Quarter ending September 2018	3,252	↓
Variance since September 2017	(18.6%)	↓



ACTIVITY

Cumulative percentage of contracted UDA delivered 2018 & 2019



Month	Adjusted Scheduled Activity (UDA)	
	2018	2019
April	122	1,437
May	2,490	2,559
June	3,634	3,131
July	4,734	3,591
August	5,783	4,400
September	5,834	4,400
October	7,404	
November	7,404	
December	9,254	
January	9,254	
February	9,254	
March	9,669	
April	9,670	
May	9,670	
June	9,670	

QUALITY

	Quantity	Base Number	Contract	AT	Region	England
% of FP17s for the same patient ID Re-attending within 3 months - Children	4	940	0.4%	10.5%	11.5%	11.6%
% of FP17s for the same patient ID Re-attending within 3 months - Adults	2	441	0.5%	15.7%	16.5%	15.5%
% of FP17s for the same patient ID Re-attending between 3 & 9 months - Children	6	940	0.6%	44.8%	48.5%	58.8%
% of FP17s for the same patient ID Re-attending between 3 & 9 months - Adults	4	441	0.9%	37.0%	39.1%	51.1%
% of FP17s for Band 1 Urgent Courses	2	1,379	0.1%	10.9%	10.6%	9.0%
% of FP17s Relating to Free Repair or Replacements	0	1,379	0.0%	0.5%	0.5%	0.8%
% of FP17s Relating to Continuations	0	1,379	0.0%	0.7%	0.7%	0.9%
% of Patients satisfied with the dentistry they have received	0	1	N/A	90.7%	90.5%	93.3%
% of Patients satisfied with the time they had to wait for an appointment	0	1	N/A	82.5%	85.1%	88.9%

* This is based on patients treated on this contract for their most recent course of treatment. Figures in italics indicate the base number of FP17s or Patient Questionnaire responses are less than 100. N/A is shown where the base number of responses is less than 10 during the period. % is calculated as Quantity/Base number*100

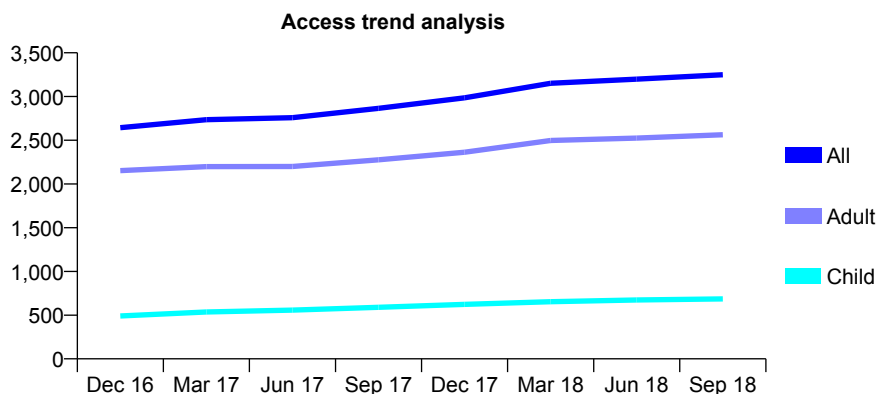
Q61 - Vital Signs At a Glance Contract Report for 689386/0003 - September 2018

Name or company name	MR SP DHAMI
Contract type name	GDS Contract
Purpose of contract	General
Contract start date	14/01/2010
Contract end date	

18/19 Contracted general activity (UDA)	11,716
Carry forward general activity (UDA)	290
18/19 Contracted orthodontic activity (UOA)	0
Carry forward orthodontic activity (UOA)	0
Baseline contract value	£292,224.62

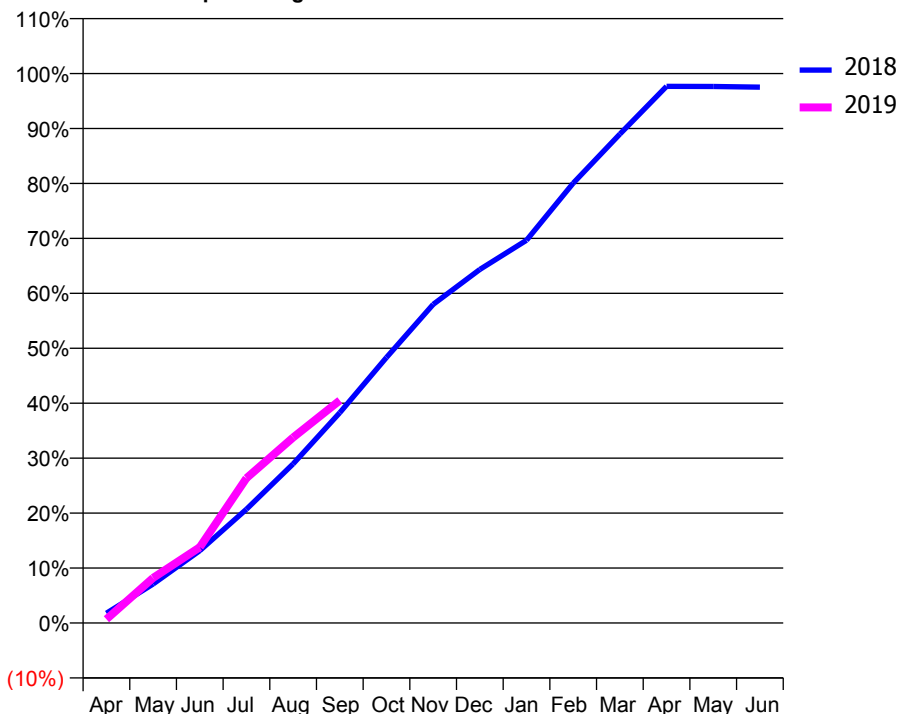
ACCESS*

Patients seen in 24 months	Total	Change since previous quarter
Quarter ending September 2017	2,865	
Quarter ending December 2017	2,986	↑
Quarter ending March 2018	3,152	↑
Quarter ending June 2018	3,199	→
Quarter ending September 2018	3,249	→
Variance since September 2017	13.4%	↑



ACTIVITY

Cumulative percentage of contracted UDA delivered 2018 & 2019



Month	Adjusted Scheduled Activity (UDA)	
	2018	2019
April	210	81
May	833	963
June	1,543	1,616
July	2,425	3,089
August	3,393	3,955
September	4,486	4,748
October	5,662	
November	6,793	
December	7,537	
January	8,162	
February	9,377	
March	10,423	
April	11,442	
May	11,439	
June	11,426	

QUALITY

	Quantity	Base Number	Contract	AT	Region	England
% of FP17s for the same patient ID Re-attending within 3 months - Children	28	405	6.9%	10.5%	11.5%	11.6%
% of FP17s for the same patient ID Re-attending within 3 months - Adults	264	1,526	17.3%	15.7%	16.5%	15.5%
% of FP17s for the same patient ID Re-attending between 3 & 9 months - Children	195	405	48.1%	44.8%	48.5%	58.8%
% of FP17s for the same patient ID Re-attending between 3 & 9 months - Adults	595	1,526	39.0%	37.0%	39.1%	51.1%
% of FP17s for Band 1 Urgent Courses	224	1,689	13.3%	10.9%	10.6%	9.0%
% of FP17s Relating to Free Repair or Replacements	48	1,689	2.8%	0.5%	0.5%	0.8%
% of FP17s Relating to Continuations	6	1,689	0.4%	0.7%	0.7%	0.9%
% of Patients satisfied with the dentistry they have received	1	1	N/A	90.7%	90.5%	93.3%
% of Patients satisfied with the time they had to wait for an appointment	0	1	N/A	82.5%	85.1%	88.9%

* This is based on patients treated on this contract for their most recent course of treatment. Figures in italics indicate the base number of FP17s or Patient Questionnaire responses are less than 100. N/A is shown where the base number of responses is less than 10 during the period. % is calculated as Quantity/Base number*100

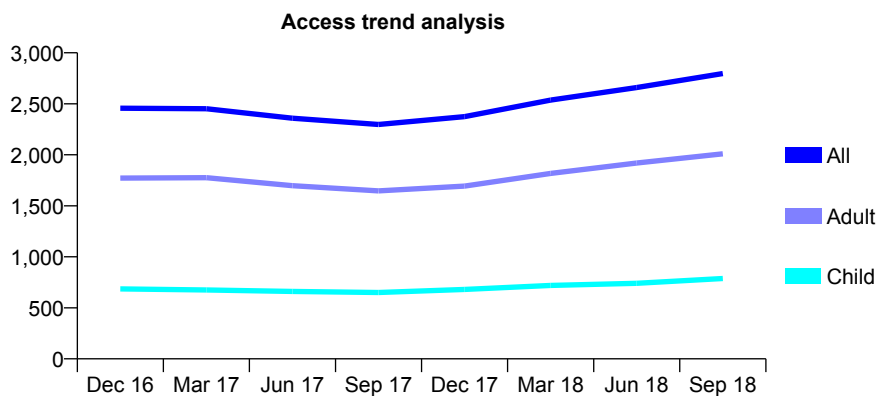
Q61 - Vital Signs At a Glance Contract Report for 691089/0001 - September 2018

Name or company name	Nile Street Dental Practice
Contract type name	GDS Contract
Purpose of contract	General
Contract start date	01/04/2006
Contract end date	

18/19 Contracted general activity (UDA)	8,238
Carry forward general activity (UDA)	0
18/19 Contracted orthodontic activity (UOA)	0
Carry forward orthodontic activity (UOA)	0
Baseline contract value	£233,144.83

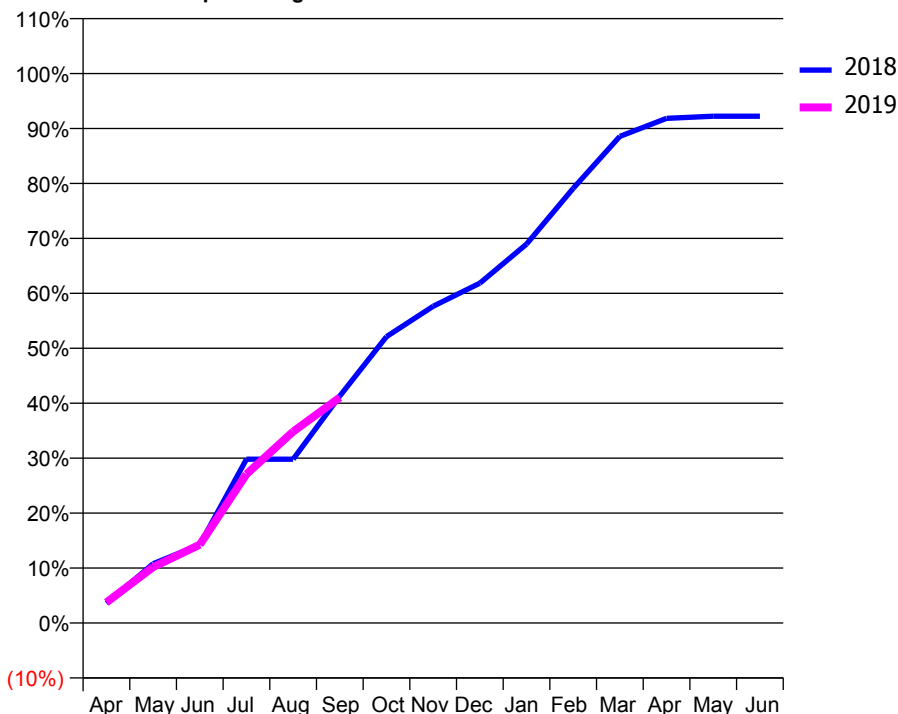
ACCESS*

Patients seen in 24 months	Total	Change since previous quarter
Quarter ending September 2017	2,297	
Quarter ending December 2017	2,374	↑
Quarter ending March 2018	2,536	↑
Quarter ending June 2018	2,660	↑
Quarter ending September 2018	2,797	↑
Variance since September 2017	21.8%	↑



ACTIVITY

Cumulative percentage of contracted UDA delivered 2018 & 2019



Month	Adjusted Scheduled Activity (UDA)	
	2018	2019
April	294	308
May	888	839
June	1,175	1,174
July	2,457	2,233
August	2,457	2,870
September	3,404	3,382
October	4,294	
November	4,750	
December	5,094	
January	5,680	
February	6,516	
March	7,295	
April	7,566	
May	7,597	
June	7,597	

QUALITY

	Quantity	Base Number	Contract	AT	Region	England
% of FP17s for the same patient ID Re-attending within 3 months - Children	54	501	10.8%	10.5%	11.5%	11.6%
% of FP17s for the same patient ID Re-attending within 3 months - Adults	228	1,207	18.9%	15.7%	16.5%	15.5%
% of FP17s for the same patient ID Re-attending between 3 & 9 months - Children	187	501	37.3%	44.8%	48.5%	58.8%
% of FP17s for the same patient ID Re-attending between 3 & 9 months - Adults	386	1,207	32.0%	37.0%	39.1%	51.1%
% of FP17s for Band 1 Urgent Courses	249	1,584	15.7%	10.9%	10.6%	9.0%
% of FP17s Relating to Free Repair or Replacements	8	1,584	0.5%	0.5%	0.5%	0.8%
% of FP17s Relating to Continuations	2	1,584	0.1%	0.7%	0.7%	0.9%
% of Patients satisfied with the dentistry they have received	0	0	N/A	90.7%	90.5%	93.3%
% of Patients satisfied with the time they had to wait for an appointment	0	0	N/A	82.5%	85.1%	88.9%

* This is based on patients treated on this contract for their most recent course of treatment. Figures in italics indicate the base number of FP17s or Patient Questionnaire responses are less than 100. N/A is shown where the base number of responses is less than 10 during the period. % is calculated as Quantity/Base number*100

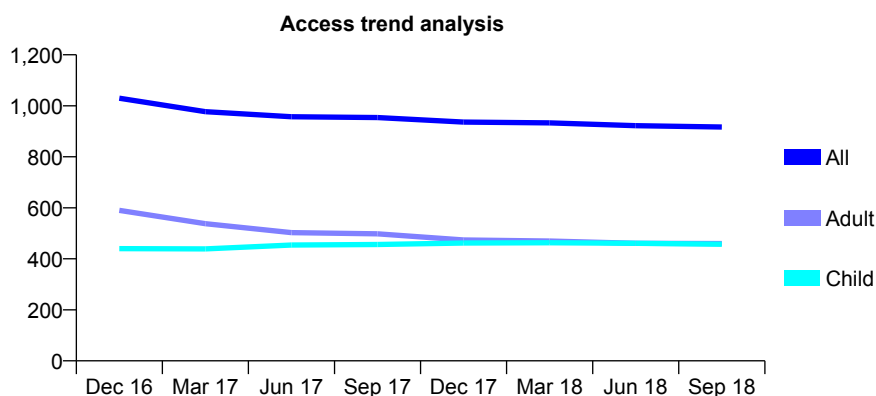
Q61 - Vital Signs At a Glance Contract Report for 693758/0001 - September 2018

Name or company name	MISS N PATEL
Contract type name	GDS Contract
Purpose of contract	General
Contract start date	01/04/2014
Contract end date	

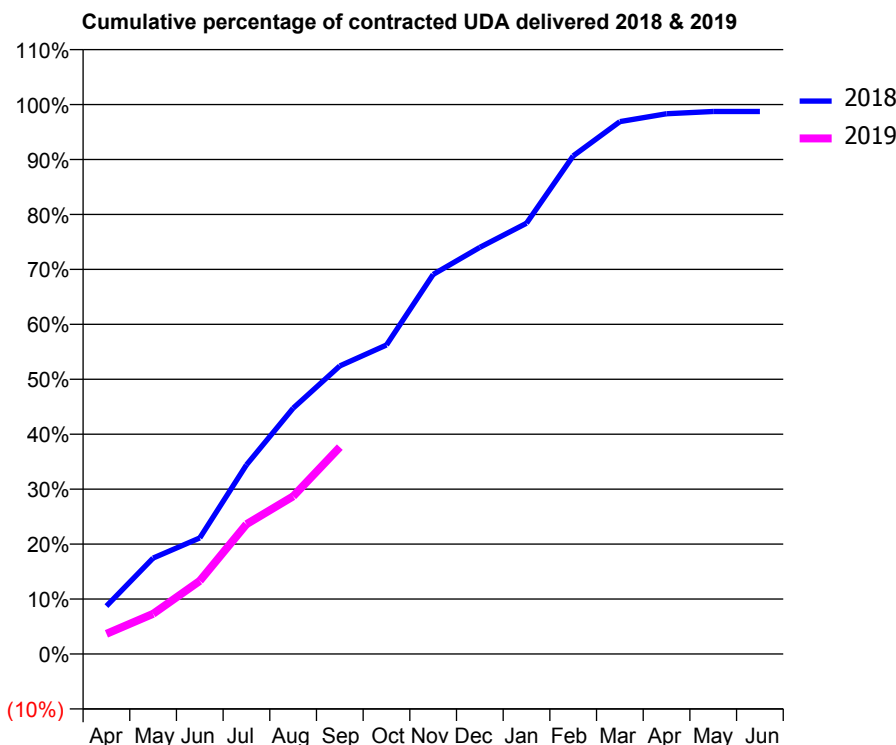
18/19 Contracted general activity (UDA)	2,137
Carry forward general activity (UDA)	27
18/19 Contracted orthodontic activity (UOA)	0
Carry forward orthodontic activity (UOA)	0
Baseline contract value	£53,523.86

ACCESS*

Patients seen in 24 months	Total	Change since previous quarter
Quarter ending September 2017	954	
Quarter ending December 2017	936	↓
Quarter ending March 2018	933	→
Quarter ending June 2018	922	↓
Quarter ending September 2018	917	→
Variance since September 2017	(3.9%)	↓



ACTIVITY



Adjusted Scheduled Activity (UDA)		
Month	2018	2019
April	186	79
May	373	156
June	452	284
July	735	505
August	956	613
September	1,121	805
October	1,202	
November	1,476	
December	1,581	
January	1,675	
February	1,937	
March	2,070	
April	2,101	
May	2,110	
June	2,110	

QUALITY

	Quantity	Base Number	Contract	AT	Region	England
% of FP17s for the same patient ID Re-attending within 3 months - Children	18	296	6.1%	10.5%	11.5%	11.6%
% of FP17s for the same patient ID Re-attending within 3 months - Adults	26	234	11.1%	15.7%	16.5%	15.5%
% of FP17s for the same patient ID Re-attending between 3 & 9 months - Children	163	296	55.1%	44.8%	48.5%	58.8%
% of FP17s for the same patient ID Re-attending between 3 & 9 months - Adults	91	234	38.9%	37.0%	39.1%	51.1%
% of FP17s for Band 1 Urgent Courses	29	505	5.7%	10.9%	10.6%	9.0%
% of FP17s Relating to Free Repair or Replacements	2	505	0.4%	0.5%	0.5%	0.8%
% of FP17s Relating to Continuations	12	505	2.4%	0.7%	0.7%	0.9%
% of Patients satisfied with the dentistry they have received	0	0	N/A	90.7%	90.5%	93.3%
% of Patients satisfied with the time they had to wait for an appointment	0	0	N/A	82.5%	85.1%	88.9%

* This is based on patients treated on this contract for their most recent course of treatment. Figures in italics indicate the base number of FP17s or Patient Questionnaire responses are less than 100. N/A is shown where the base number of responses is less than 10 during the period. % is calculated as Quantity/Base number*100

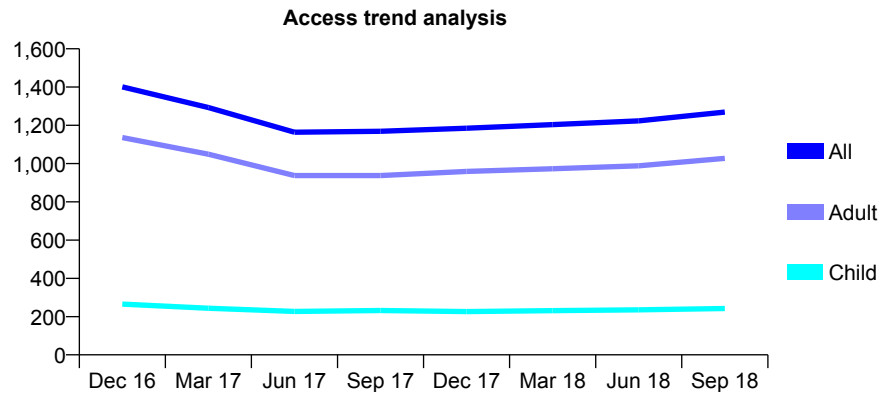
Q61 - Vital Signs At a Glance Contract Report for 725404/0001 - September 2018

Name or company name	MR K ELIAS
Contract type name	GDS Contract
Purpose of contract	General
Contract start date	01/04/2006
Contract end date	

18/19 Contracted general activity (UDA)	4,333
Carry forward general activity (UDA)	0
18/19 Contracted orthodontic activity (UOA)	0
Carry forward orthodontic activity (UOA)	0
Baseline contract value	£128,363.59

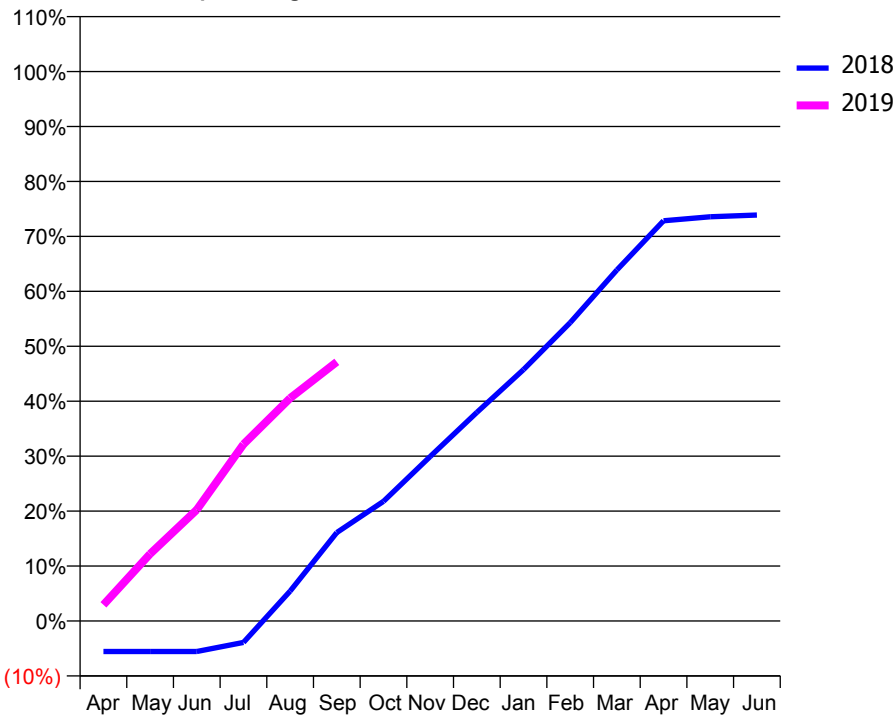
ACCESS*

Patients seen in 24 months	Total	Change since previous quarter
Quarter ending September 2017	1,169	
Quarter ending December 2017	1,185	→
Quarter ending March 2018	1,204	→
Quarter ending June 2018	1,223	→
Quarter ending September 2018	1,269	↑
Variance since September 2017	8.6%	↑



ACTIVITY

Cumulative percentage of contracted UDA delivered 2018 & 2019



Month	Adjusted Scheduled Activity (UDA)	
	2018	2019
April	-241	127
May	-241	530
June	-241	877
July	-170	1,394
August	236	1,757
September	697	2,044
October	944	
November	1,297	
December	1,645	
January	1,983	
February	2,353	
March	2,768	
April	3,156	
May	3,188	
June	3,201	

QUALITY

	Quantity	Base Number	Contract	AT	Region	England
% of FP17s for the same patient ID Re-attending within 3 months - Children	5	116	4.3%	10.5%	11.5%	11.6%
% of FP17s for the same patient ID Re-attending within 3 months - Adults	44	538	8.2%	15.7%	16.5%	15.5%
% of FP17s for the same patient ID Re-attending between 3 & 9 months - Children	24	116	20.7%	44.8%	48.5%	58.8%
% of FP17s for the same patient ID Re-attending between 3 & 9 months - Adults	114	538	21.2%	37.0%	39.1%	51.1%
% of FP17s for Band 1 Urgent Courses	45	552	8.2%	10.9%	10.6%	9.0%
% of FP17s Relating to Free Repair or Replacements	1	552	0.2%	0.5%	0.5%	0.8%
% of FP17s Relating to Continuations	0	552	0.0%	0.7%	0.7%	0.9%
% of Patients satisfied with the dentistry they have received	0	0	N/A	90.7%	90.5%	93.3%
% of Patients satisfied with the time they had to wait for an appointment	0	0	N/A	82.5%	85.1%	88.9%

* This is based on patients treated on this contract for their most recent course of treatment. Figures in italics indicate the base number of FP17s or Patient Questionnaire responses are less than 100. N/A is shown where the base number of responses is less than 10 during the period. % is calculated as Quantity/Base number*100

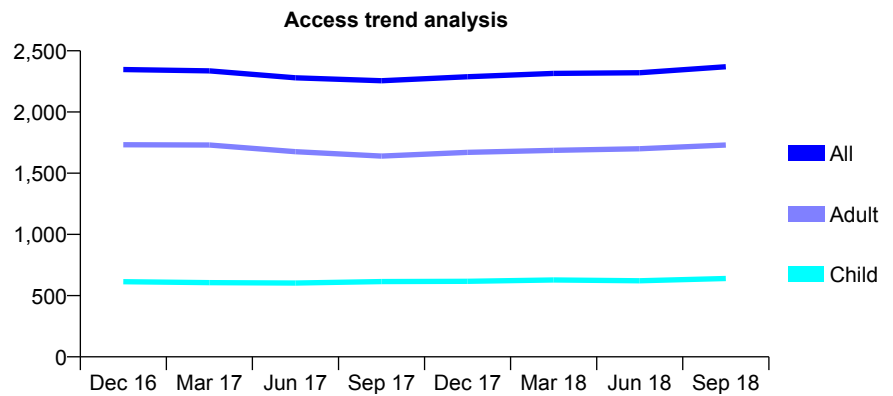
Q61 - Vital Signs At a Glance Contract Report for 729426/0001 - September 2018

Name or company name	MR AK SACHDEV
Contract type name	GDS Contract
Purpose of contract	General
Contract start date	02/07/2007
Contract end date	

18/19 Contracted general activity (UDA)	5,212
Carry forward general activity (UDA)	-1
18/19 Contracted orthodontic activity (UOA)	0
Carry forward orthodontic activity (UOA)	0
Baseline contract value	£143,165.23

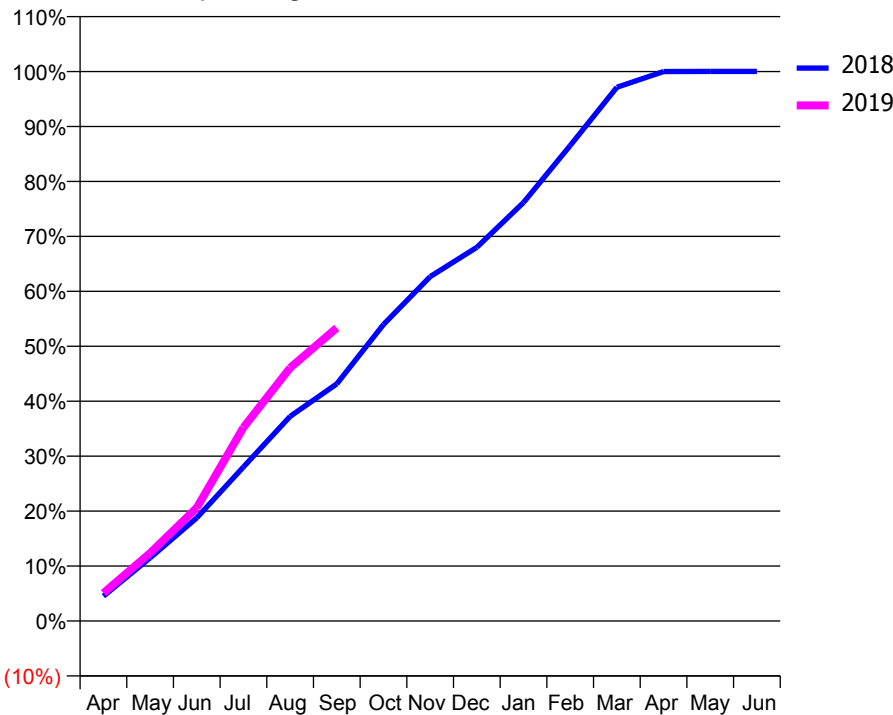
ACCESS*

Patients seen in 24 months	Total	Change since previous quarter
Quarter ending September 2017	2,255	
Quarter ending December 2017	2,288	→
Quarter ending March 2018	2,315	→
Quarter ending June 2018	2,321	→
Quarter ending September 2018	2,370	↑
Variance since September 2017	5.1%	↑



ACTIVITY

Cumulative percentage of contracted UDA delivered 2018 & 2019



Month	Adjusted Scheduled Activity (UDA)	
	2018	2019
April	236	266
May	599	645
June	978	1,074
July	1,462	1,836
August	1,941	2,401
September	2,250	2,781
October	2,812	
November	3,267	
December	3,544	
January	3,969	
February	4,509	
March	5,063	
April	5,212	
May	5,213	
June	5,213	

QUALITY

	Quantity	Base Number	Contract	AT	Region	England
% of FP17s for the same patient ID Re-attending within 3 months - Children	13	381	3.4%	10.5%	11.5%	11.6%
% of FP17s for the same patient ID Re-attending within 3 months - Adults	56	850	6.6%	15.7%	16.5%	15.5%
% of FP17s for the same patient ID Re-attending between 3 & 9 months - Children	124	381	32.5%	44.8%	48.5%	58.8%
% of FP17s for the same patient ID Re-attending between 3 & 9 months - Adults	234	850	27.5%	37.0%	39.1%	51.1%
% of FP17s for Band 1 Urgent Courses	132	1,170	11.3%	10.9%	10.6%	9.0%
% of FP17s Relating to Free Repair or Replacements	1	1,170	0.1%	0.5%	0.5%	0.8%
% of FP17s Relating to Continuations	0	1,170	0.0%	0.7%	0.7%	0.9%
% of Patients satisfied with the dentistry they have received	1	1	N/A	90.7%	90.5%	93.3%
% of Patients satisfied with the time they had to wait for an appointment	1	1	N/A	82.5%	85.1%	88.9%

* This is based on patients treated on this contract for their most recent course of treatment. Figures in italics indicate the base number of FP17s or Patient Questionnaire responses are less than 100. N/A is shown where the base number of responses is less than 10 during the period. % is calculated as Quantity/Base number*100

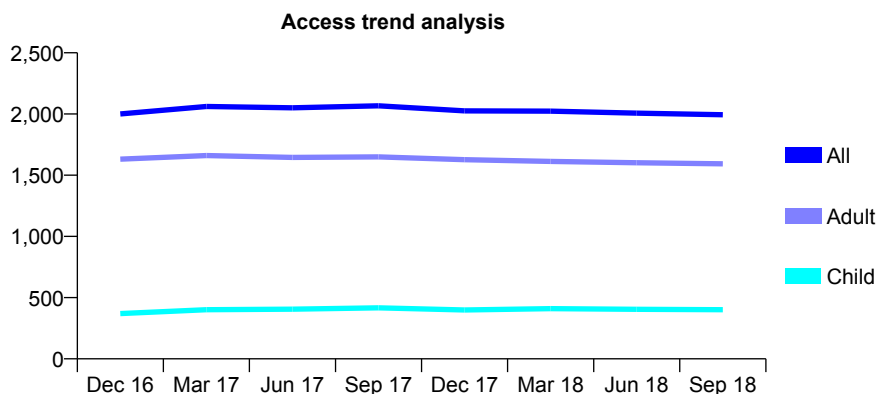
Q61 - Vital Signs At a Glance Contract Report for 729914/0001 - September 2018

Name or company name	MR ML EVANS
Contract type name	GDS Contract
Purpose of contract	General
Contract start date	01/04/2006
Contract end date	

18/19 Contracted general activity (UDA)	7,180
Carry forward general activity (UDA)	94
18/19 Contracted orthodontic activity (UOA)	0
Carry forward orthodontic activity (UOA)	0
Baseline contract value	£240,629.90

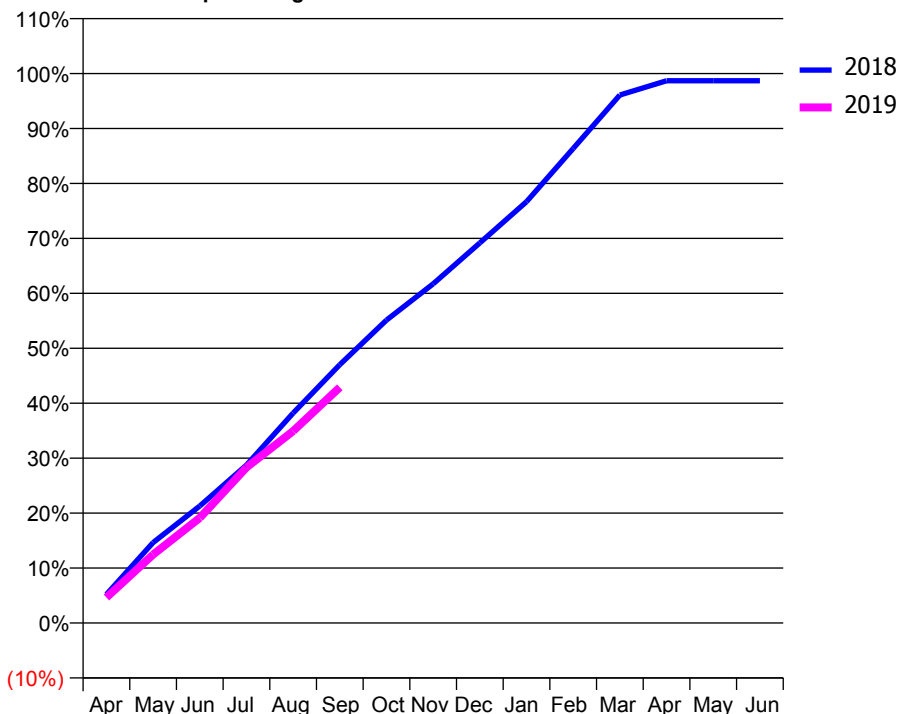
ACCESS*

Patients seen in 24 months	Total	Change since previous quarter
Quarter ending September 2017	2,067	
Quarter ending December 2017	2,026	↓
Quarter ending March 2018	2,023	→
Quarter ending June 2018	2,007	→
Quarter ending September 2018	1,994	→
Variance since September 2017	(3.5%)	↓



ACTIVITY

Cumulative percentage of contracted UDA delivered 2018 & 2019



Month	Adjusted Scheduled Activity (UDA)	
	2018	2019
April	373	334
May	1,052	894
June	1,529	1,373
July	2,063	2,033
August	2,744	2,508
September	3,376	3,080
October	3,957	
November	4,431	
December	4,966	
January	5,505	
February	6,201	
March	6,899	
April	7,086	
May	7,086	
June	7,086	

QUALITY

	Quantity	Base Number	Contract	AT	Region	England
% of FP17s for the same patient ID Re-attending within 3 months - Children	12	241	5.0%	10.5%	11.5%	11.6%
% of FP17s for the same patient ID Re-attending within 3 months - Adults	208	903	23.0%	15.7%	16.5%	15.5%
% of FP17s for the same patient ID Re-attending between 3 & 9 months - Children	92	241	38.2%	44.8%	48.5%	58.8%
% of FP17s for the same patient ID Re-attending between 3 & 9 months - Adults	337	903	37.3%	37.0%	39.1%	51.1%
% of FP17s for Band 1 Urgent Courses	0	1,084	0.0%	10.9%	10.6%	9.0%
% of FP17s Relating to Free Repair or Replacements	0	1,084	0.0%	0.5%	0.5%	0.8%
% of FP17s Relating to Continuations	130	1,084	12.0%	0.7%	0.7%	0.9%
% of Patients satisfied with the dentistry they have received	1	1	N/A	90.7%	90.5%	93.3%
% of Patients satisfied with the time they had to wait for an appointment	1	1	N/A	82.5%	85.1%	88.9%

* This is based on patients treated on this contract for their most recent course of treatment. Figures in italics indicate the base number of FP17s or Patient Questionnaire responses are less than 100. N/A is shown where the base number of responses is less than 10 during the period. % is calculated as Quantity/Base number*100

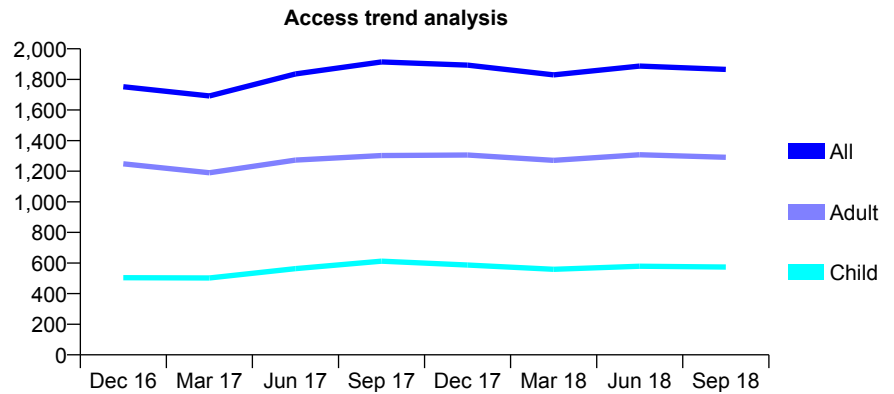
Q61 - Vital Signs At a Glance Contract Report for 730726/0001 - September 2018

Name or company name	Family Dental Care
Contract type name	GDS Contract
Purpose of contract	General
Contract start date	01/04/2006
Contract end date	

18/19 Contracted general activity (UDA)	5,150
Carry forward general activity (UDA)	-95
18/19 Contracted orthodontic activity (UOA)	0
Carry forward orthodontic activity (UOA)	0
Baseline contract value	£189,601.51

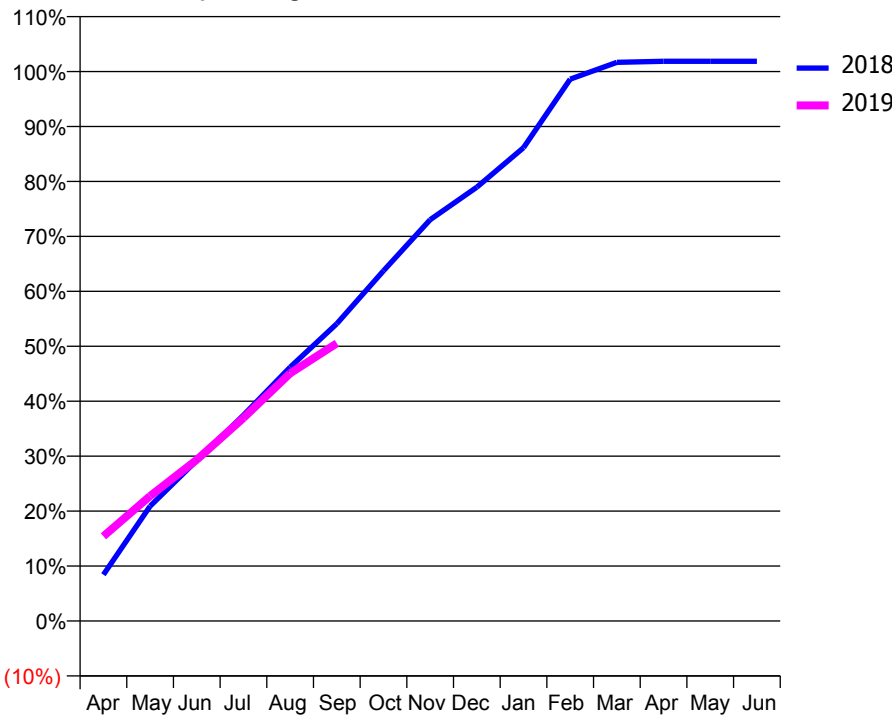
ACCESS*

Patients seen in 24 months	Total	Change since previous quarter
Quarter ending September 2017	1,914	
Quarter ending December 2017	1,893	↓
Quarter ending March 2018	1,830	↓
Quarter ending June 2018	1,887	↑
Quarter ending September 2018	1,865	↓
Variance since September 2017	(2.6%)	↓



ACTIVITY

Cumulative percentage of contracted UDA delivered 2018 & 2019



Month	Adjusted Scheduled Activity (UDA)	
	2018	2019
April	434	794
May	1,077	1,172
June	1,505	1,512
July	1,929	1,903
August	2,379	2,321
September	2,786	2,602
October	3,282	
November	3,761	
December	4,066	
January	4,437	
February	5,078	
March	5,235	
April	5,245	
May	5,245	
June	5,245	

QUALITY

	Quantity	Base Number	Contract	AT	Region	England
% of FP17s for the same patient ID Re-attending within 3 months - Children	12	313	3.8%	10.5%	11.5%	11.6%
% of FP17s for the same patient ID Re-attending within 3 months - Adults	35	606	5.8%	15.7%	16.5%	15.5%
% of FP17s for the same patient ID Re-attending between 3 & 9 months - Children	98	313	31.3%	44.8%	48.5%	58.8%
% of FP17s for the same patient ID Re-attending between 3 & 9 months - Adults	147	606	24.3%	37.0%	39.1%	51.1%
% of FP17s for Band 1 Urgent Courses	67	913	7.3%	10.9%	10.6%	9.0%
% of FP17s Relating to Free Repair or Replacements	2	913	0.2%	0.5%	0.5%	0.8%
% of FP17s Relating to Continuations	0	913	0.0%	0.7%	0.7%	0.9%
% of Patients satisfied with the dentistry they have received	0	0	N/A	90.7%	90.5%	93.3%
% of Patients satisfied with the time they had to wait for an appointment	0	0	N/A	82.5%	85.1%	88.9%

* This is based on patients treated on this contract for their most recent course of treatment. Figures in italics indicate the base number of FP17s or Patient Questionnaire responses are less than 100. N/A is shown where the base number of responses is less than 10 during the period. % is calculated as Quantity/Base number*100

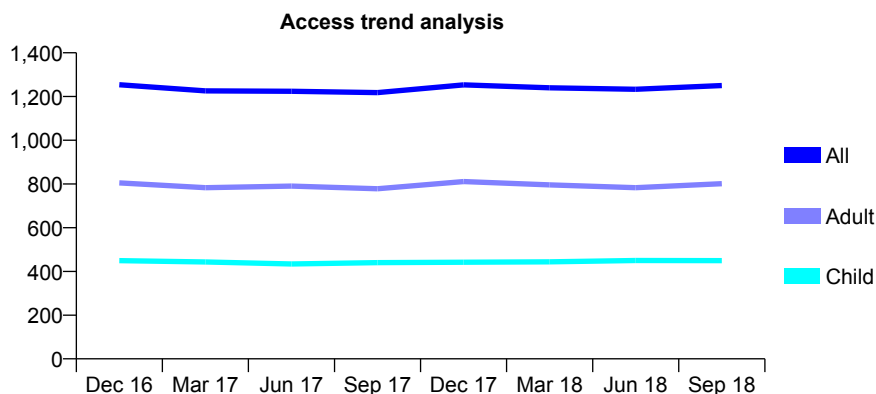
Q61 - Vital Signs At a Glance Contract Report for 731129/0001 - September 2018

Name or company name	MR AZ MALIK
Contract type name	GDS Contract
Purpose of contract	General
Contract start date	01/04/2006
Contract end date	

18/19 Contracted general activity (UDA)	3,500
Carry forward general activity (UDA)	-39
18/19 Contracted orthodontic activity (UOA)	0
Carry forward orthodontic activity (UOA)	0
Baseline contract value	£84,183.77

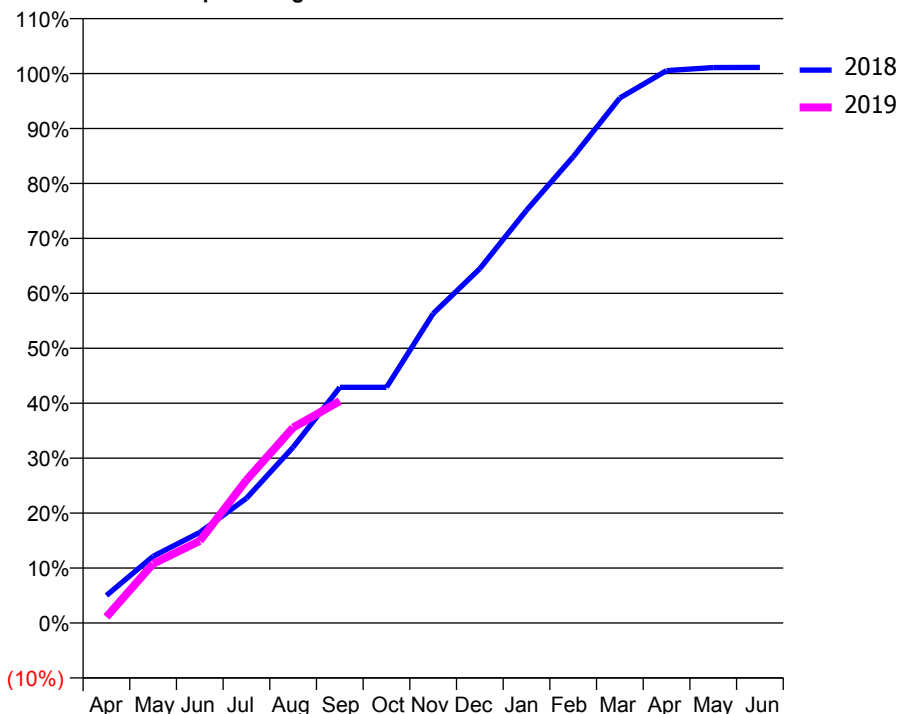
ACCESS*

Patients seen in 24 months	Total	Change since previous quarter
Quarter ending September 2017	1,218	
Quarter ending December 2017	1,253	↑
Quarter ending March 2018	1,240	↓
Quarter ending June 2018	1,233	→
Quarter ending September 2018	1,250	→
Variance since September 2017	2.6%	↑



ACTIVITY

Cumulative percentage of contracted UDA delivered 2018 & 2019



Adjusted Scheduled Activity (UDA)

Month	2018	2019
April	175	39
May	425	377
June	577	523
July	794	911
August	1,120	1,245
September	1,502	1,414
October	1,502	
November	1,971	
December	2,257	
January	2,629	
February	2,970	
March	3,344	
April	3,518	
May	3,538	
June	3,539	

QUALITY

	Quantity	Base Number	Contract	AT	Region	England
% of FP17s for the same patient ID Re-attending within 3 months - Children	22	378	5.8%	10.5%	11.5%	11.6%
% of FP17s for the same patient ID Re-attending within 3 months - Adults	83	442	18.8%	15.7%	16.5%	15.5%
% of FP17s for the same patient ID Re-attending between 3 & 9 months - Children	269	378	71.2%	44.8%	48.5%	58.8%
% of FP17s for the same patient ID Re-attending between 3 & 9 months - Adults	181	442	41.0%	37.0%	39.1%	51.1%
% of FP17s for Band 1 Urgent Courses	76	743	10.2%	10.9%	10.6%	9.0%
% of FP17s Relating to Free Repair or Replacements	9	743	1.2%	0.5%	0.5%	0.8%
% of FP17s Relating to Continuations	0	743	0.0%	0.7%	0.7%	0.9%
% of Patients satisfied with the dentistry they have received	1	1	N/A	90.7%	90.5%	93.3%
% of Patients satisfied with the time they had to wait for an appointment	1	1	N/A	82.5%	85.1%	88.9%

* This is based on patients treated on this contract for their most recent course of treatment. Figures in italics indicate the base number of FP17s or Patient Questionnaire responses are less than 100. N/A is shown where the base number of responses is less than 10 during the period. % is calculated as Quantity/Base number*100

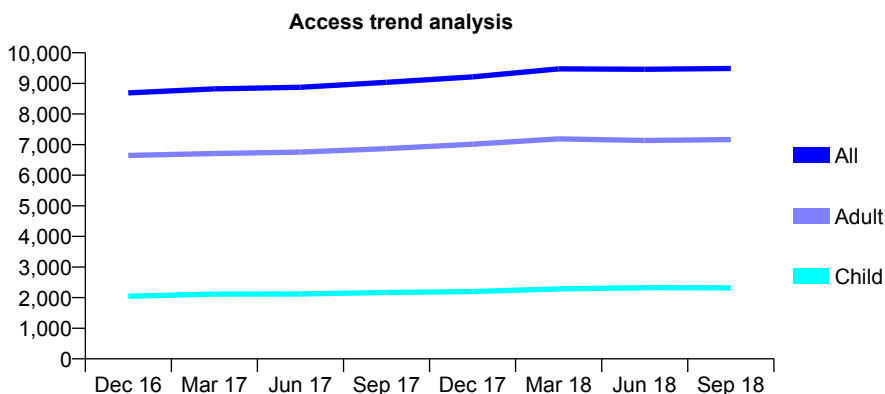
Q61 - Vital Signs At a Glance Contract Report for 731285/0001 - September 2018

Name or company name	Nisha Majeveda
Contract type name	GDS Contract
Purpose of contract	General
Contract start date	01/04/2006
Contract end date	

18/19 Contracted general activity (UDA)	23,933
Carry forward general activity (UDA)	-441
18/19 Contracted orthodontic activity (UOA)	0
Carry forward orthodontic activity (UOA)	0
Baseline contract value	£811,333.46

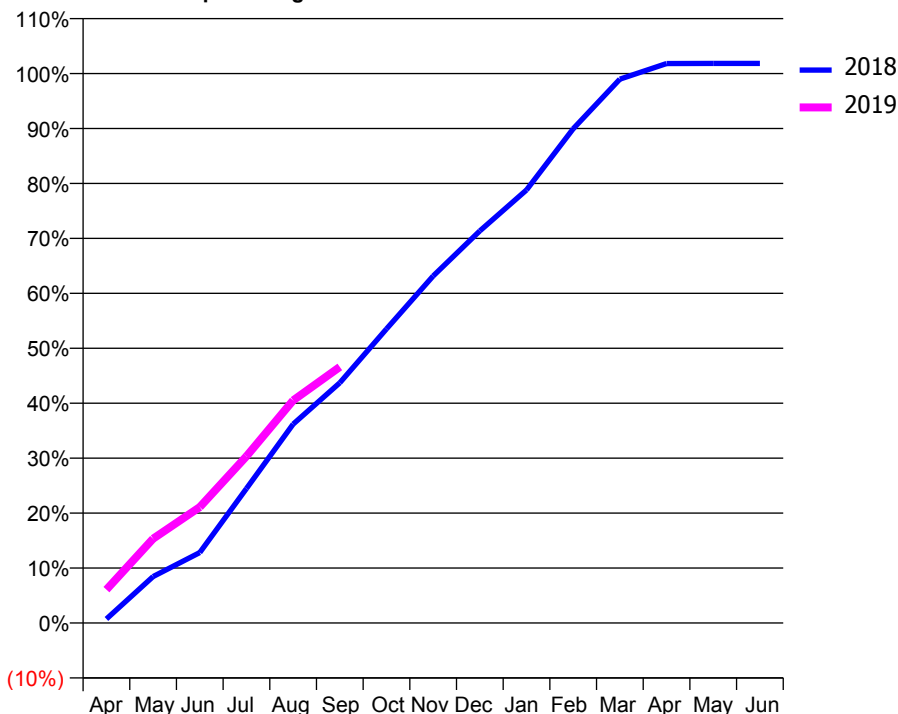
ACCESS*

Patients seen in 24 months	Total	Change since previous quarter
Quarter ending September 2017	9,037	
Quarter ending December 2017	9,214	→
Quarter ending March 2018	9,473	↑
Quarter ending June 2018	9,461	→
Quarter ending September 2018	9,486	→
Variance since September 2017	5.0%	↑



ACTIVITY

Cumulative percentage of contracted UDA delivered 2018 & 2019



Month	Adjusted Scheduled Activity (UDA)	
	2018	2019
April	177	1,453
May	2,023	3,674
June	3,069	5,047
July	5,860	7,262
August	8,661	9,695
September	10,466	11,154
October	12,811	
November	15,113	
December	17,077	
January	18,859	
February	21,524	
March	23,686	
April	24,367	
May	24,373	
June	24,374	

QUALITY

	Quantity	Base Number	Contract	AT	Region	England
% of FP17s for the same patient ID Re-attending within 3 months - Children	76	1,273	6.0%	10.5%	11.5%	11.6%
% of FP17s for the same patient ID Re-attending within 3 months - Adults	537	4,071	13.2%	15.7%	16.5%	15.5%
% of FP17s for the same patient ID Re-attending between 3 & 9 months - Children	545	1,273	42.8%	44.8%	48.5%	58.8%
% of FP17s for the same patient ID Re-attending between 3 & 9 months - Adults	1,741	4,071	42.8%	37.0%	39.1%	51.1%
% of FP17s for Band 1 Urgent Courses	358	4,980	7.2%	10.9%	10.6%	9.0%
% of FP17s Relating to Free Repair or Replacements	46	4,980	0.9%	0.5%	0.5%	0.8%
% of FP17s Relating to Continuations	41	4,980	0.8%	0.7%	0.7%	0.9%
% of Patients satisfied with the dentistry they have received	3	4	N/A	90.7%	90.5%	93.3%
% of Patients satisfied with the time they had to wait for an appointment	4	4	N/A	82.5%	85.1%	88.9%

* This is based on patients treated on this contract for their most recent course of treatment. Figures in italics indicate the base number of FP17s or Patient Questionnaire responses are less than 100. N/A is shown where the base number of responses is less than 10 during the period. % is calculated as Quantity/Base number*100

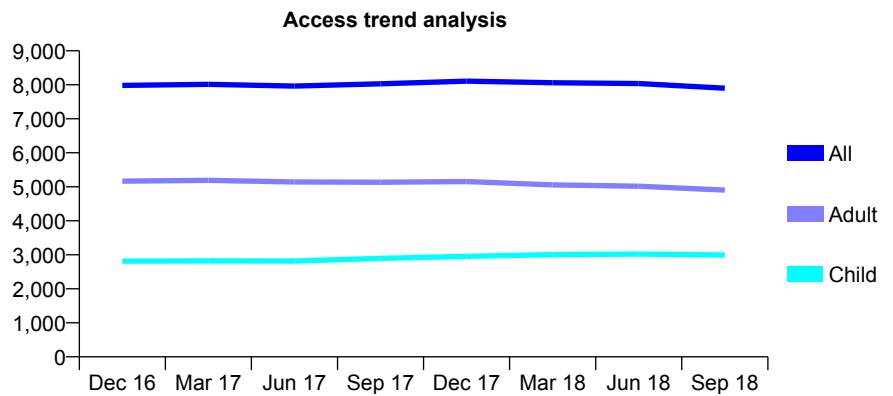
Q61 - Vital Signs At a Glance Contract Report for 733180/0001 - September 2018

Name or company name	MR P PATEL
Contract type name	GDS Contract
Purpose of contract	General
Contract start date	01/04/2006
Contract end date	

18/19 Contracted general activity (UDA)	20,204
Carry forward general activity (UDA)	-403
18/19 Contracted orthodontic activity (UOA)	0
Carry forward orthodontic activity (UOA)	0
Baseline contract value	£601,091.39

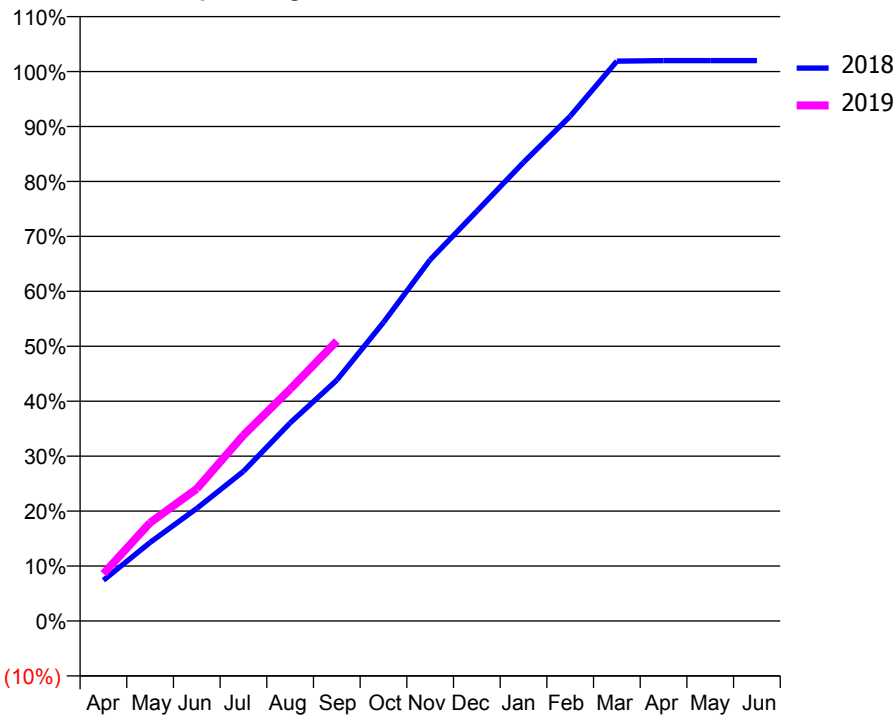
ACCESS*

Patients seen in 24 months	Total	Change since previous quarter
Quarter ending September 2017	8,031	
Quarter ending December 2017	8,108	→
Quarter ending March 2018	8,062	→
Quarter ending June 2018	8,037	→
Quarter ending September 2018	7,900	↓
Variance since September 2017	(1.6%)	↓



ACTIVITY

Cumulative percentage of contracted UDA delivered 2018 & 2019



Adjusted Scheduled Activity (UDA)		
Month	2018	2019
April	1,499	1,739
May	2,890	3,614
June	4,143	4,859
July	5,502	6,831
August	7,283	8,526
September	8,856	10,292
October	10,981	
November	13,283	
December	15,070	
January	16,865	
February	18,558	
March	20,584	
April	20,607	
May	20,607	
June	20,607	

QUALITY

	Quantity	Base Number	Contract	AT	Region	England
% of FP17s for the same patient ID Re-attending within 3 months - Children	156	1,717	9.1%	10.5%	11.5%	11.6%
% of FP17s for the same patient ID Re-attending within 3 months - Adults	411	2,478	16.6%	15.7%	16.5%	15.5%
% of FP17s for the same patient ID Re-attending between 3 & 9 months - Children	741	1,717	43.2%	44.8%	48.5%	58.8%
% of FP17s for the same patient ID Re-attending between 3 & 9 months - Adults	898	2,478	36.2%	37.0%	39.1%	51.1%
% of FP17s for Band 1 Urgent Courses	532	3,963	13.4%	10.9%	10.6%	9.0%
% of FP17s Relating to Free Repair or Replacements	2	3,963	0.1%	0.5%	0.5%	0.8%
% of FP17s Relating to Continuations	40	3,963	1.0%	0.7%	0.7%	0.9%
% of Patients satisfied with the dentistry they have received	3	4	N/A	90.7%	90.5%	93.3%
% of Patients satisfied with the time they had to wait for an appointment	3	4	N/A	82.5%	85.1%	88.9%

* This is based on patients treated on this contract for their most recent course of treatment. Figures in italics indicate the base number of FP17s or Patient Questionnaire responses are less than 100. N/A is shown where the base number of responses is less than 10 during the period. % is calculated as Quantity/Base number*100

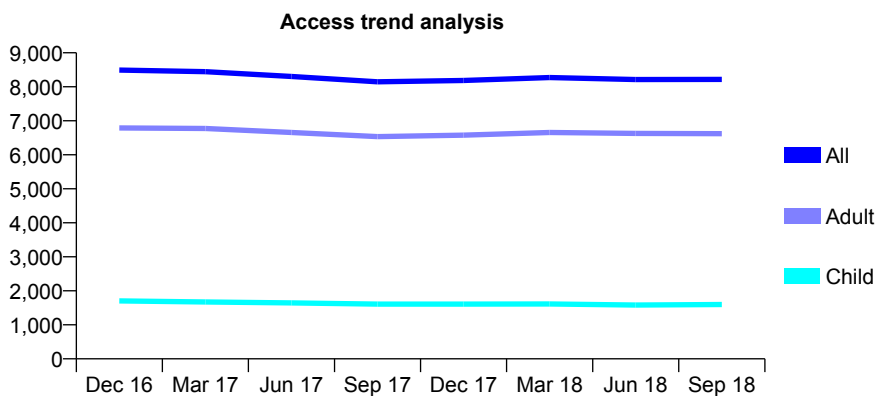
Q61 - Vital Signs At a Glance Contract Report for 733202/0001 - September 2018

Name or company name	MR CM GAUNT
Contract type name	GDS Contract
Purpose of contract	General
Contract start date	01/04/2006
Contract end date	

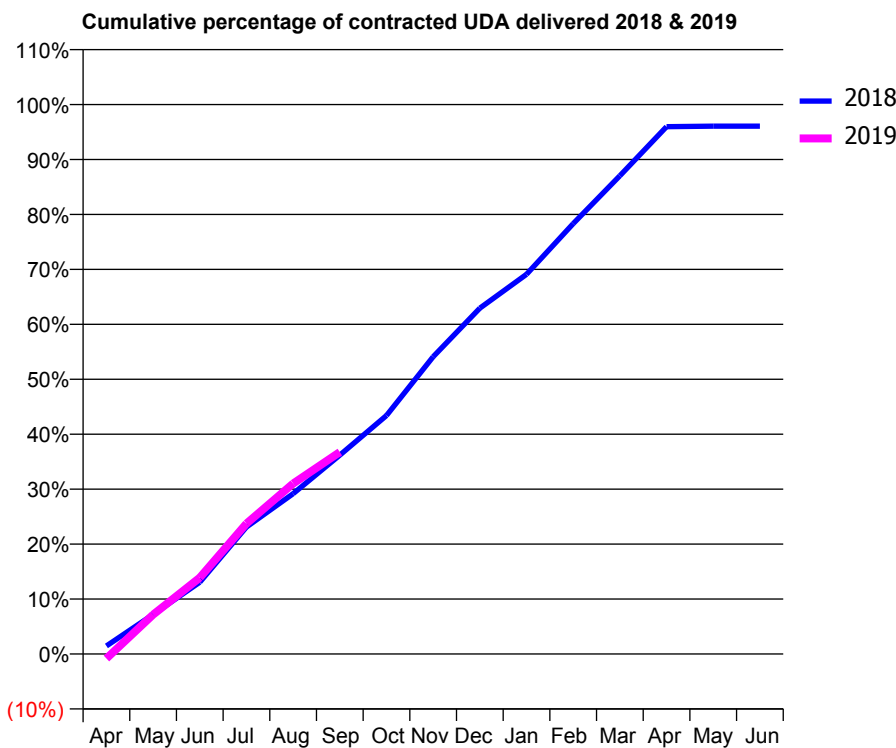
18/19 Contracted general activity (UDA)	24,083
Carry forward general activity (UDA)	948
18/19 Contracted orthodontic activity (UOA)	0
Carry forward orthodontic activity (UOA)	0
Baseline contract value	£690,338.08

ACCESS*

Patients seen in 24 months	Total	Change since previous quarter
Quarter ending September 2017	8,146	
Quarter ending December 2017	8,187	→
Quarter ending March 2018	8,271	→
Quarter ending June 2018	8,212	→
Quarter ending September 2018	8,218	→
Variance since September 2017	0.9%	→



ACTIVITY



Month	Adjusted Scheduled Activity (UDA)	
	2018	2019
April	354	-199
May	1,735	1,724
June	3,147	3,344
July	5,565	5,717
August	7,030	7,470
September	8,719	8,848
October	10,453	
November	13,032	
December	15,158	
January	16,643	
February	18,864	
March	20,963	
April	23,114	
May	23,135	
June	23,135	

QUALITY

	Quantity	Base Number	Contract	AT	Region	England
% of FP17s for the same patient ID Re-attending within 3 months - Children	64	1,095	5.8%	10.5%	11.5%	11.6%
% of FP17s for the same patient ID Re-attending within 3 months - Adults	695	4,325	16.1%	15.7%	16.5%	15.5%
% of FP17s for the same patient ID Re-attending between 3 & 9 months - Children	554	1,095	50.6%	44.8%	48.5%	58.8%
% of FP17s for the same patient ID Re-attending between 3 & 9 months - Adults	2,017	4,325	46.6%	37.0%	39.1%	51.1%
% of FP17s for Band 1 Urgent Courses	621	4,683	13.3%	10.9%	10.6%	9.0%
% of FP17s Relating to Free Repair or Replacements	16	4,683	0.3%	0.5%	0.5%	0.8%
% of FP17s Relating to Continuations	54	4,683	1.2%	0.7%	0.7%	0.9%
% of Patients satisfied with the dentistry they have received	2	2	N/A	90.7%	90.5%	93.3%
% of Patients satisfied with the time they had to wait for an appointment	2	2	N/A	82.5%	85.1%	88.9%

* This is based on patients treated on this contract for their most recent course of treatment. Figures in italics indicate the base number of FP17s or Patient Questionnaire responses are less than 100. N/A is shown where the base number of responses is less than 10 during the period. % is calculated as Quantity/Base number*100

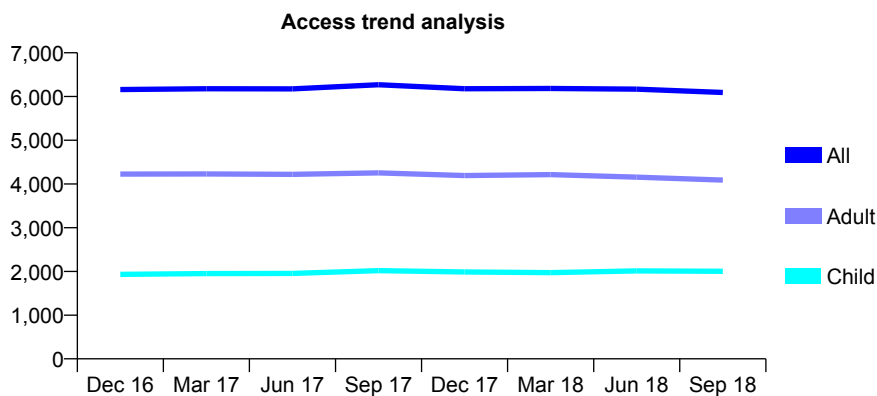
Q61 - Vital Signs At a Glance Contract Report for 733245/0001 - September 2018

Name or company name	MR AM BOOKEY
Contract type name	GDS Contract
Purpose of contract	General
Contract start date	01/04/2006
Contract end date	

18/19 Contracted general activity (UDA)	13,493
Carry forward general activity (UDA)	-109
18/19 Contracted orthodontic activity (UOA)	0
Carry forward orthodontic activity (UOA)	0
Baseline contract value	£312,043.55

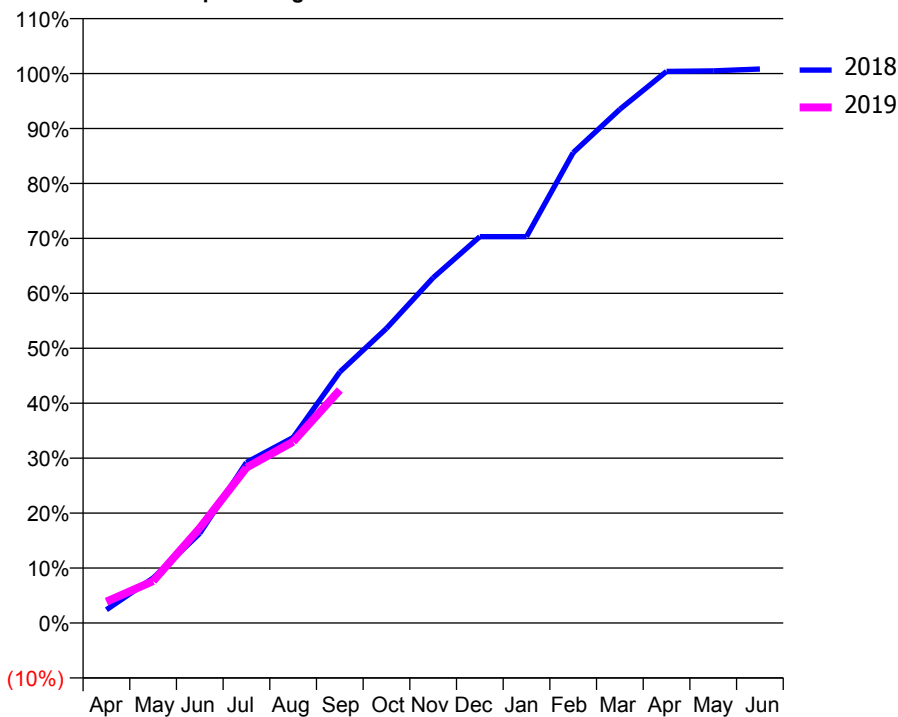
ACCESS*

Patients seen in 24 months	Total	Change since previous quarter
Quarter ending September 2017	6,271	
Quarter ending December 2017	6,179	↓
Quarter ending March 2018	6,185	→
Quarter ending June 2018	6,170	→
Quarter ending September 2018	6,092	↓
Variance since September 2017	(2.9%)	↓



ACTIVITY

Cumulative percentage of contracted UDA delivered 2018 & 2019



Month	Adjusted Scheduled Activity (UDA)	
	2018	2019
April	325	527
May	1,105	1,031
June	2,202	2,332
July	3,945	3,815
August	4,556	4,452
September	6,162	5,722
October	7,235	
November	8,480	
December	9,487	
January	9,487	
February	11,549	
March	12,613	
April	13,543	
May	13,557	
June	13,602	

QUALITY

	Quantity	Base Number	Contract	AT	Region	England
% of FP17s for the same patient ID Re-attending within 3 months - Children	80	1,362	5.9%	10.5%	11.5%	11.6%
% of FP17s for the same patient ID Re-attending within 3 months - Adults	223	2,191	10.2%	15.7%	16.5%	15.5%
% of FP17s for the same patient ID Re-attending between 3 & 9 months - Children	691	1,362	50.7%	44.8%	48.5%	58.8%
% of FP17s for the same patient ID Re-attending between 3 & 9 months - Adults	814	2,191	37.2%	37.0%	39.1%	51.1%
% of FP17s for Band 1 Urgent Courses	312	3,066	10.2%	10.9%	10.6%	9.0%
% of FP17s Relating to Free Repair or Replacements	8	3,066	0.3%	0.5%	0.5%	0.8%
% of FP17s Relating to Continuations	9	3,066	0.3%	0.7%	0.7%	0.9%
% of Patients satisfied with the dentistry they have received	1	1	N/A	90.7%	90.5%	93.3%
% of Patients satisfied with the time they had to wait for an appointment	0	1	N/A	82.5%	85.1%	88.9%

* This is based on patients treated on this contract for their most recent course of treatment. Figures in italics indicate the base number of FP17s or Patient Questionnaire responses are less than 100. N/A is shown where the base number of responses is less than 10 during the period. % is calculated as Quantity/Base number*100

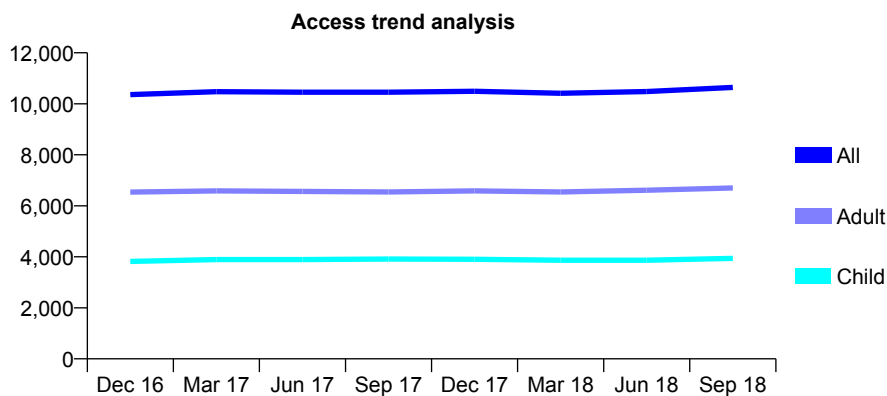
Q61 - Vital Signs At a Glance Contract Report for 738166/0001 - September 2018

Name or company name	Ponders End Dentistry Limited
Contract type name	GDS Contract
Purpose of contract	General
Contract start date	01/04/2006
Contract end date	

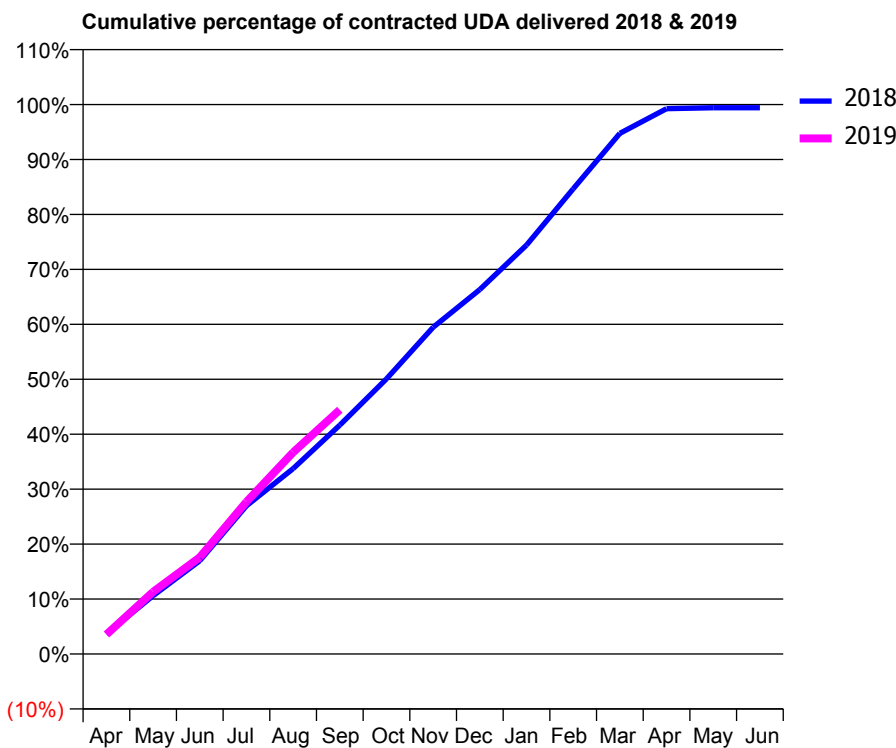
18/19 Contracted general activity (UDA)	26,571
Carry forward general activity (UDA)	159
18/19 Contracted orthodontic activity (UOA)	0
Carry forward orthodontic activity (UOA)	0
Baseline contract value	£678,401.06

ACCESS*

Patients seen in 24 months	Total	Change since previous quarter
Quarter ending September 2017	10,457	
Quarter ending December 2017	10,489	→
Quarter ending March 2018	10,413	→
Quarter ending June 2018	10,479	→
Quarter ending September 2018	10,641	→
Variance since September 2017	1.8%	→



ACTIVITY



Adjusted Scheduled Activity (UDA)		
Month	2018	2019
April	973	942
May	2,824	3,009
June	4,513	4,680
July	7,167	7,362
August	8,968	9,751
September	11,066	11,808
October	13,303	
November	15,798	
December	17,629	
January	19,772	
February	22,494	
March	25,173	
April	26,367	
May	26,415	
June	26,412	

QUALITY

	Quantity	Base Number	Contract	AT	Region	England
% of FP17s for the same patient ID Re-attending within 3 months - Children	138	2,301	6.0%	10.5%	11.5%	11.6%
% of FP17s for the same patient ID Re-attending within 3 months - Adults	421	3,277	12.8%	15.7%	16.5%	15.5%
% of FP17s for the same patient ID Re-attending between 3 & 9 months - Children	978	2,301	42.5%	44.8%	48.5%	58.8%
% of FP17s for the same patient ID Re-attending between 3 & 9 months - Adults	1,045	3,277	31.9%	37.0%	39.1%	51.1%
% of FP17s for Band 1 Urgent Courses	504	5,130	9.8%	10.9%	10.6%	9.0%
% of FP17s Relating to Free Repair or Replacements	32	5,130	0.6%	0.5%	0.5%	0.8%
% of FP17s Relating to Continuations	28	5,130	0.5%	0.7%	0.7%	0.9%
% of Patients satisfied with the dentistry they have received	1	1	N/A	90.7%	90.5%	93.3%
% of Patients satisfied with the time they had to wait for an appointment	1	1	N/A	82.5%	85.1%	88.9%

* This is based on patients treated on this contract for their most recent course of treatment. Figures in italics indicate the base number of FP17s or Patient Questionnaire responses are less than 100. N/A is shown where the base number of responses is less than 10 during the period. % is calculated as Quantity/Base number*100

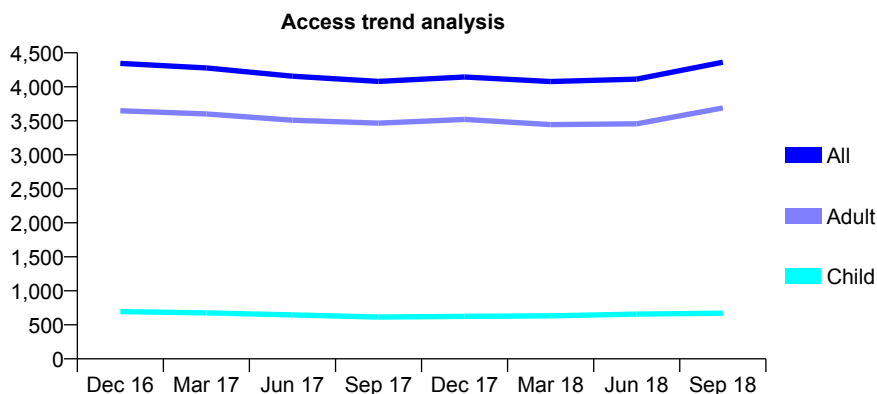
Q61 - Vital Signs At a Glance Contract Report for 741906/0001 - September 2018

Name or company name	MR DL LEVENSTEIN
Contract type name	GDS Contract
Purpose of contract	General
Contract start date	01/04/2006
Contract end date	

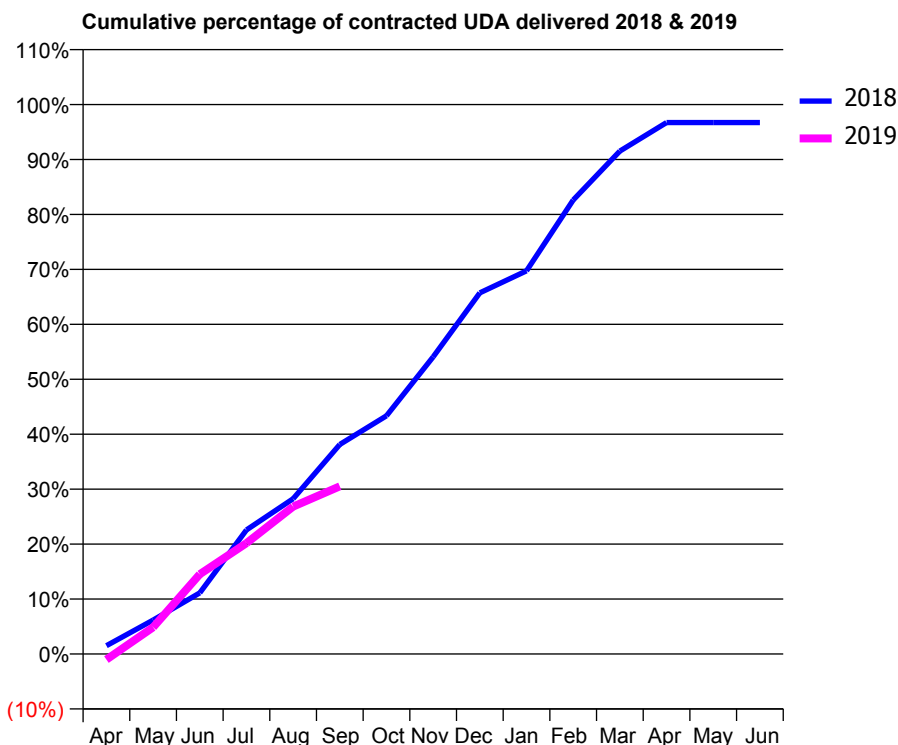
18/19 Contracted general activity (UDA)	11,978
Carry forward general activity (UDA)	393
18/19 Contracted orthodontic activity (UOA)	0
Carry forward orthodontic activity (UOA)	0
Baseline contract value	£336,940.04

ACCESS*

Patients seen in 24 months	Total	Change since previous quarter
Quarter ending September 2017	4,080	
Quarter ending December 2017	4,145	→
Quarter ending March 2018	4,078	↓
Quarter ending June 2018	4,112	→
Quarter ending September 2018	4,362	↑
Variance since September 2017	6.9%	↑



ACTIVITY



Month	Adjusted Scheduled Activity (UDA)	
	2018	2019
April	183	-124
May	741	582
June	1,333	1,741
July	2,704	2,416
August	3,386	3,214
September	4,569	3,656
October	5,193	
November	6,476	
December	7,874	
January	8,351	
February	9,897	
March	10,963	
April	11,585	
May	11,585	
June	11,585	

QUALITY

	Quantity	Base Number	Contract	AT	Region	England
% of FP17s for the same patient ID Re-attending within 3 months - Children	17	356	4.8%	10.5%	11.5%	11.6%
% of FP17s for the same patient ID Re-attending within 3 months - Adults	179	1,618	11.1%	15.7%	16.5%	15.5%
% of FP17s for the same patient ID Re-attending between 3 & 9 months - Children	154	356	43.3%	44.8%	48.5%	58.8%
% of FP17s for the same patient ID Re-attending between 3 & 9 months - Adults	731	1,618	45.2%	37.0%	39.1%	51.1%
% of FP17s for Band 1 Urgent Courses	148	1,783	8.3%	10.9%	10.6%	9.0%
% of FP17s Relating to Free Repair or Replacements	7	1,783	0.4%	0.5%	0.5%	0.8%
% of FP17s Relating to Continuations	1	1,783	0.1%	0.7%	0.7%	0.9%
% of Patients satisfied with the dentistry they have received	1	1	N/A	90.7%	90.5%	93.3%
% of Patients satisfied with the time they had to wait for an appointment	1	1	N/A	82.5%	85.1%	88.9%

* This is based on patients treated on this contract for their most recent course of treatment. Figures in italics indicate the base number of FP17s or Patient Questionnaire responses are less than 100. N/A is shown where the base number of responses is less than 10 during the period. % is calculated as Quantity/Base number*100

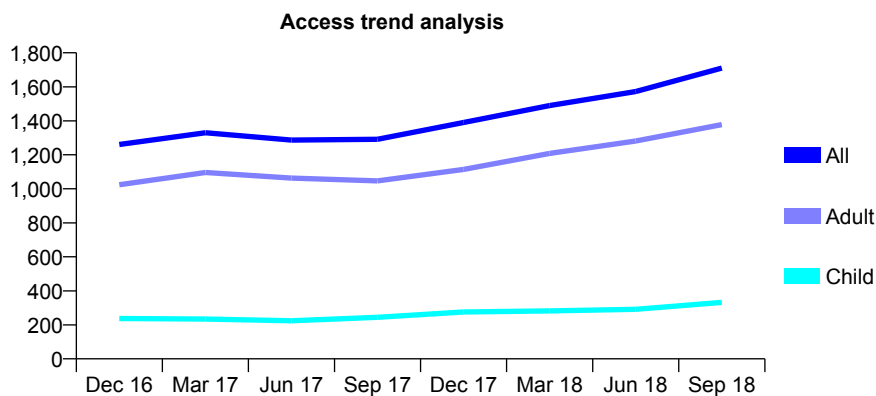
Q61 - Vital Signs At a Glance Contract Report for 742295/0001 - September 2018

Name or company name	Family Dental Care
Contract type name	GDS Contract
Purpose of contract	General
Contract start date	01/04/2006
Contract end date	

18/19 Contracted general activity (UDA)	5,308
Carry forward general activity (UDA)	-106
18/19 Contracted orthodontic activity (UOA)	0
Carry forward orthodontic activity (UOA)	0
Baseline contract value	£185,664.61

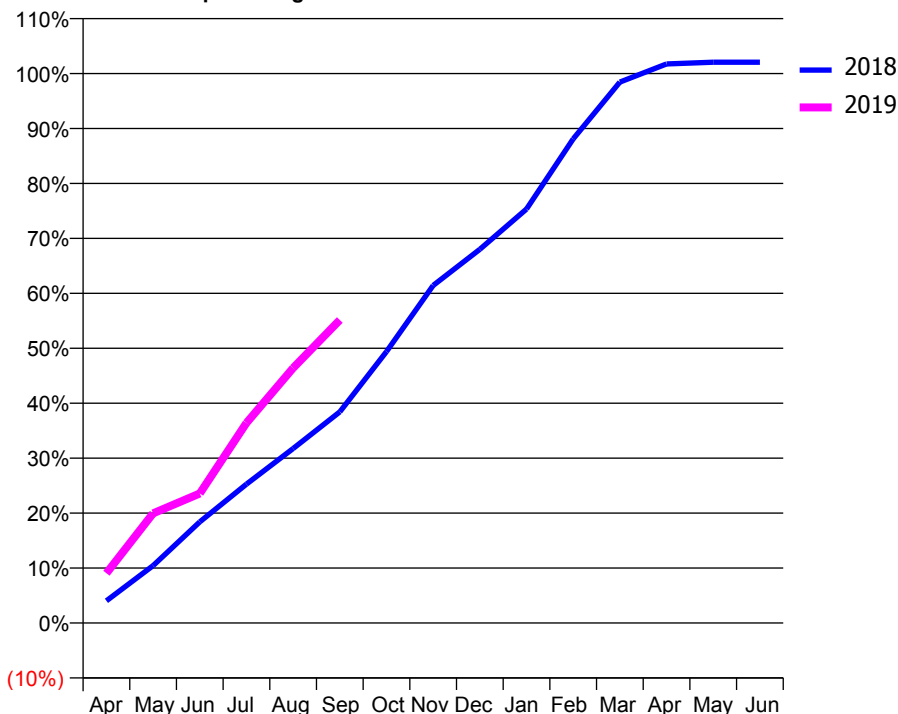
ACCESS*

Patients seen in 24 months	Total	Change since previous quarter
Quarter ending September 2017	1,291	
Quarter ending December 2017	1,390	↑
Quarter ending March 2018	1,490	↑
Quarter ending June 2018	1,572	↑
Quarter ending September 2018	1,710	↑
Variance since September 2017	32.5%	↑



ACTIVITY

Cumulative percentage of contracted UDA delivered 2018 & 2019



Month	Adjusted Scheduled Activity (UDA)	
	2018	2019
April	214	481
May	554	1,059
June	977	1,252
July	1,341	1,933
August	1,686	2,463
September	2,040	2,928
October	2,622	
November	3,260	
December	3,610	
January	3,999	
February	4,676	
March	5,226	
April	5,401	
May	5,418	
June	5,418	

QUALITY

	Quantity	Base Number	Contract	AT	Region	England
% of FP17s for the same patient ID Re-attending within 3 months - Children	4	169	2.4%	10.5%	11.5%	11.6%
% of FP17s for the same patient ID Re-attending within 3 months - Adults	18	712	2.5%	15.7%	16.5%	15.5%
% of FP17s for the same patient ID Re-attending between 3 & 9 months - Children	49	169	29.0%	44.8%	48.5%	58.8%
% of FP17s for the same patient ID Re-attending between 3 & 9 months - Adults	159	712	22.3%	37.0%	39.1%	51.1%
% of FP17s for Band 1 Urgent Courses	29	820	3.5%	10.9%	10.6%	9.0%
% of FP17s Relating to Free Repair or Replacements	3	820	0.4%	0.5%	0.5%	0.8%
% of FP17s Relating to Continuations	0	820	0.0%	0.7%	0.7%	0.9%
% of Patients satisfied with the dentistry they have received	1	1	N/A	90.7%	90.5%	93.3%
% of Patients satisfied with the time they had to wait for an appointment	1	1	N/A	82.5%	85.1%	88.9%

* This is based on patients treated on this contract for their most recent course of treatment. Figures in italics indicate the base number of FP17s or Patient Questionnaire responses are less than 100. N/A is shown where the base number of responses is less than 10 during the period. % is calculated as Quantity/Base number*100

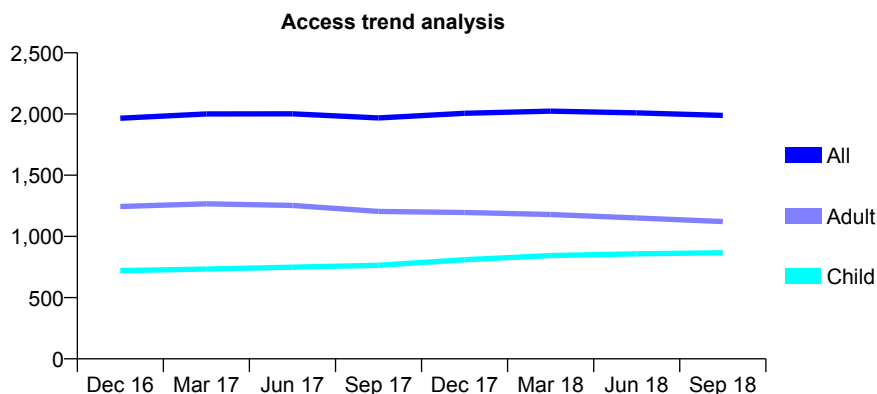
Q61 - Vital Signs At a Glance Contract Report for 742732/0001 - September 2018

Name or company name	MR R SULLMAN
Contract type name	GDS Contract
Purpose of contract	General
Contract start date	01/04/2006
Contract end date	

18/19 Contracted general activity (UDA)	6,652
Carry forward general activity (UDA)	-133
18/19 Contracted orthodontic activity (UOA)	0
Carry forward orthodontic activity (UOA)	0
Baseline contract value	£174,441.44

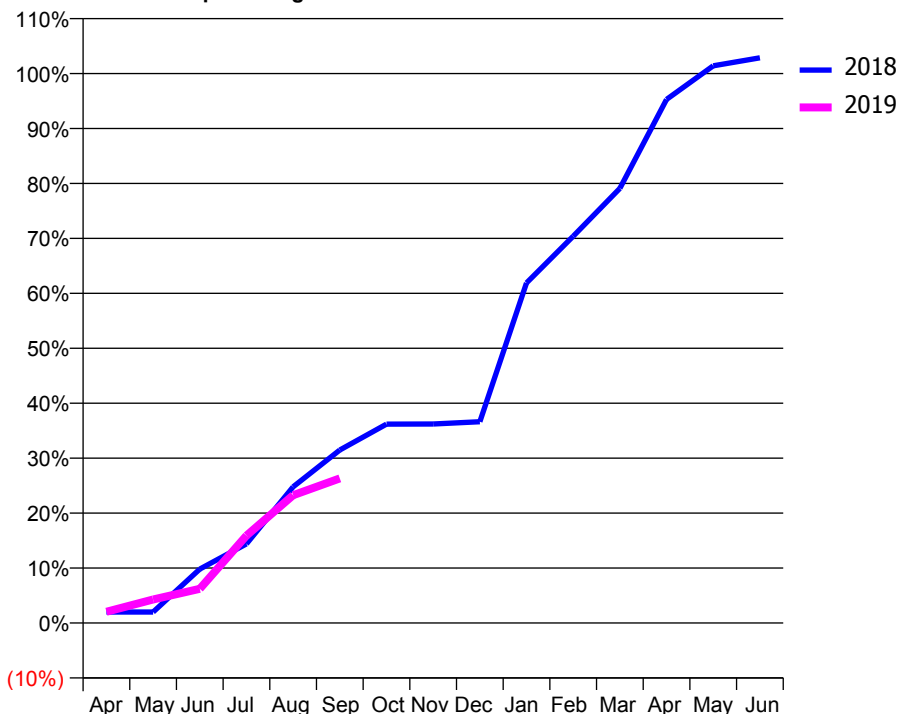
ACCESS*

Patients seen in 24 months	Total	Change since previous quarter
Quarter ending September 2017	1,968	
Quarter ending December 2017	2,006	→
Quarter ending March 2018	2,023	→
Quarter ending June 2018	2,009	→
Quarter ending September 2018	1,989	→
Variance since September 2017	1.1%	→



ACTIVITY

Cumulative percentage of contracted UDA delivered 2018 & 2019



Adjusted Scheduled Activity (UDA)

Month	2018	2019
April	133	137
May	133	284
June	653	414
July	958	1,058
August	1,648	1,548
September	2,094	1,751
October	2,408	
November	2,409	
December	2,436	
January	4,117	
February	4,682	
March	5,261	
April	6,339	
May	6,745	
June	6,842	

QUALITY

	Quantity	Base Number	Contract	AT	Region	England
% of FP17s for the same patient ID Re-attending within 3 months - Children	39	421	9.3%	10.5%	11.5%	11.6%
% of FP17s for the same patient ID Re-attending within 3 months - Adults	80	555	14.4%	15.7%	16.5%	15.5%
% of FP17s for the same patient ID Re-attending between 3 & 9 months - Children	86	421	20.4%	44.8%	48.5%	58.8%
% of FP17s for the same patient ID Re-attending between 3 & 9 months - Adults	164	555	29.5%	37.0%	39.1%	51.1%
% of FP17s for Band 1 Urgent Courses	125	619	20.2%	10.9%	10.6%	9.0%
% of FP17s Relating to Free Repair or Replacements	0	619	0.0%	0.5%	0.5%	0.8%
% of FP17s Relating to Continuations	0	619	0.0%	0.7%	0.7%	0.9%
% of Patients satisfied with the dentistry they have received	0	0	N/A	90.7%	90.5%	93.3%
% of Patients satisfied with the time they had to wait for an appointment	0	0	N/A	82.5%	85.1%	88.9%

* This is based on patients treated on this contract for their most recent course of treatment. Figures in italics indicate the base number of FP17s or Patient Questionnaire responses are less than 100. N/A is shown where the base number of responses is less than 10 during the period. % is calculated as Quantity/Base number*100

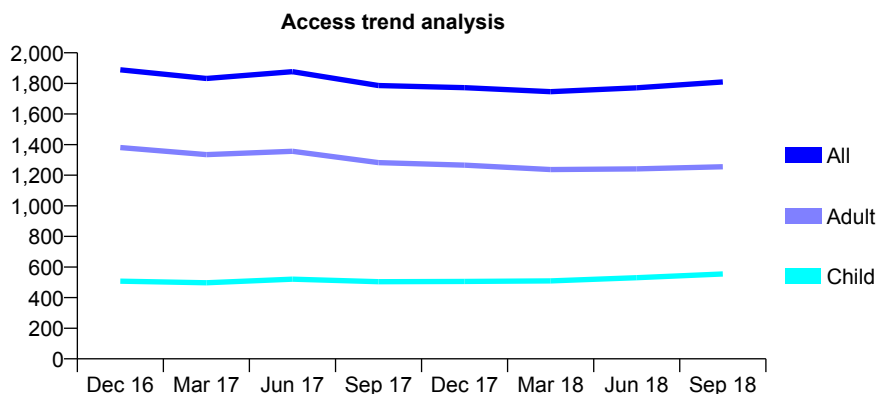
Q61 - Vital Signs At a Glance Contract Report for 745359/0001 - September 2018

Name or company name	MISS A AGARWAL
Contract type name	GDS Contract
Purpose of contract	General
Contract start date	01/04/2006
Contract end date	

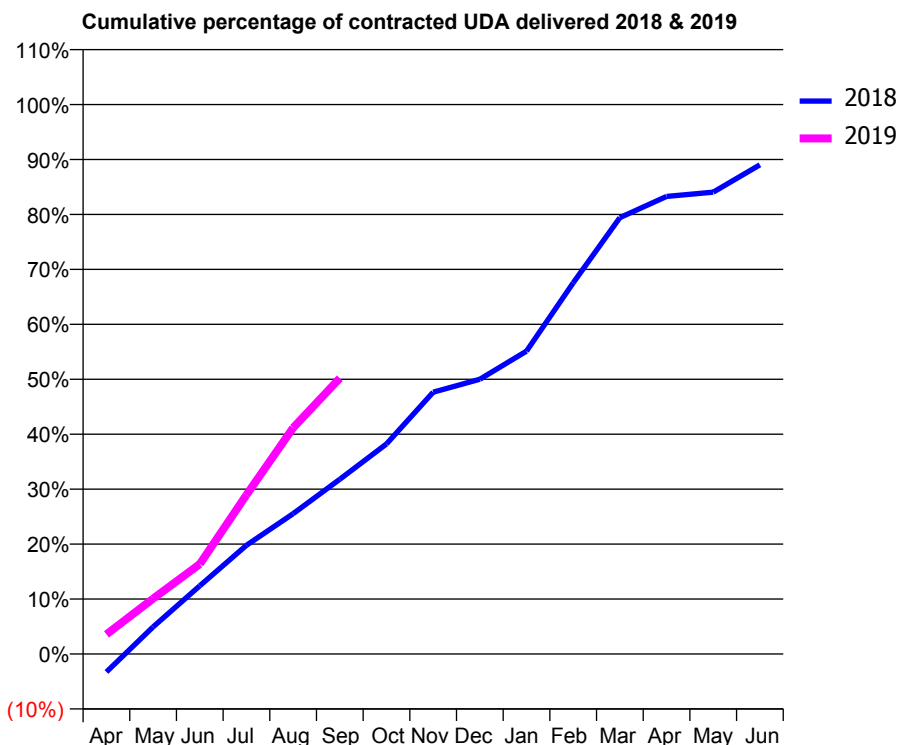
18/19 Contracted general activity (UDA)	4,246
Carry forward general activity (UDA)	0
18/19 Contracted orthodontic activity (UOA)	0
Carry forward orthodontic activity (UOA)	0
Baseline contract value	£133,952.25

ACCESS*

Patients seen in 24 months	Total	Change since previous quarter
Quarter ending September 2017	1,786	
Quarter ending December 2017	1,772	→
Quarter ending March 2018	1,746	↓
Quarter ending June 2018	1,771	→
Quarter ending September 2018	1,810	↑
Variance since September 2017	1.3%	→



ACTIVITY



Month	Adjusted Scheduled Activity (UDA)	
	2018	2019
April	-140	152
May	210	428
June	527	695
July	841	1,230
August	1,085	1,748
September	1,350	2,132
October	1,623	
November	2,024	
December	2,123	
January	2,340	
February	2,868	
March	3,371	
April	3,535	
May	3,569	
June	3,780	

QUALITY

	Quantity	Base Number	Contract	AT	Region	England
% of FP17s for the same patient ID Re-attending within 3 months - Children	17	339	5.0%	10.5%	11.5%	11.6%
% of FP17s for the same patient ID Re-attending within 3 months - Adults	91	680	13.4%	15.7%	16.5%	15.5%
% of FP17s for the same patient ID Re-attending between 3 & 9 months - Children	111	339	32.7%	44.8%	48.5%	58.8%
% of FP17s for the same patient ID Re-attending between 3 & 9 months - Adults	158	680	23.2%	37.0%	39.1%	51.1%
% of FP17s for Band 1 Urgent Courses	93	848	11.0%	10.9%	10.6%	9.0%
% of FP17s Relating to Free Repair or Replacements	1	848	0.1%	0.5%	0.5%	0.8%
% of FP17s Relating to Continuations	0	848	0.0%	0.7%	0.7%	0.9%
% of Patients satisfied with the dentistry they have received	1	1	N/A	90.7%	90.5%	93.3%
% of Patients satisfied with the time they had to wait for an appointment	1	1	N/A	82.5%	85.1%	88.9%

* This is based on patients treated on this contract for their most recent course of treatment. Figures in italics indicate the base number of FP17s or Patient Questionnaire responses are less than 100. N/A is shown where the base number of responses is less than 10 during the period. % is calculated as Quantity/Base number*100

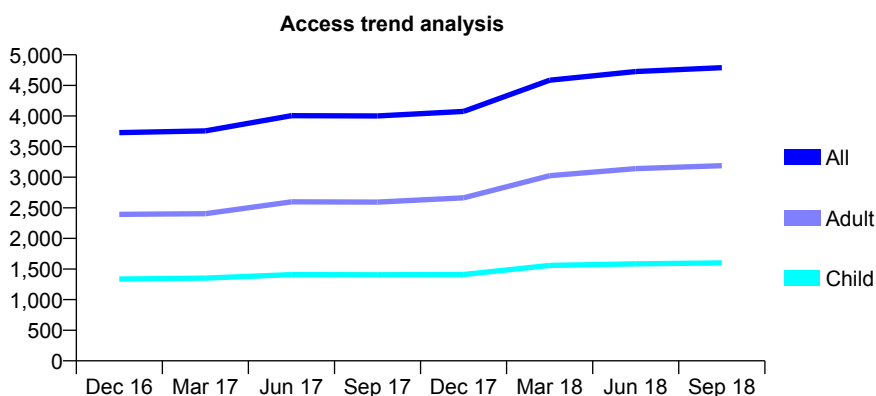
Q61 - Vital Signs At a Glance Contract Report for 745634/0001 - September 2018

Name or company name	MR DG FOURIE
Contract type name	GDS Contract
Purpose of contract	General
Contract start date	01/04/2006
Contract end date	

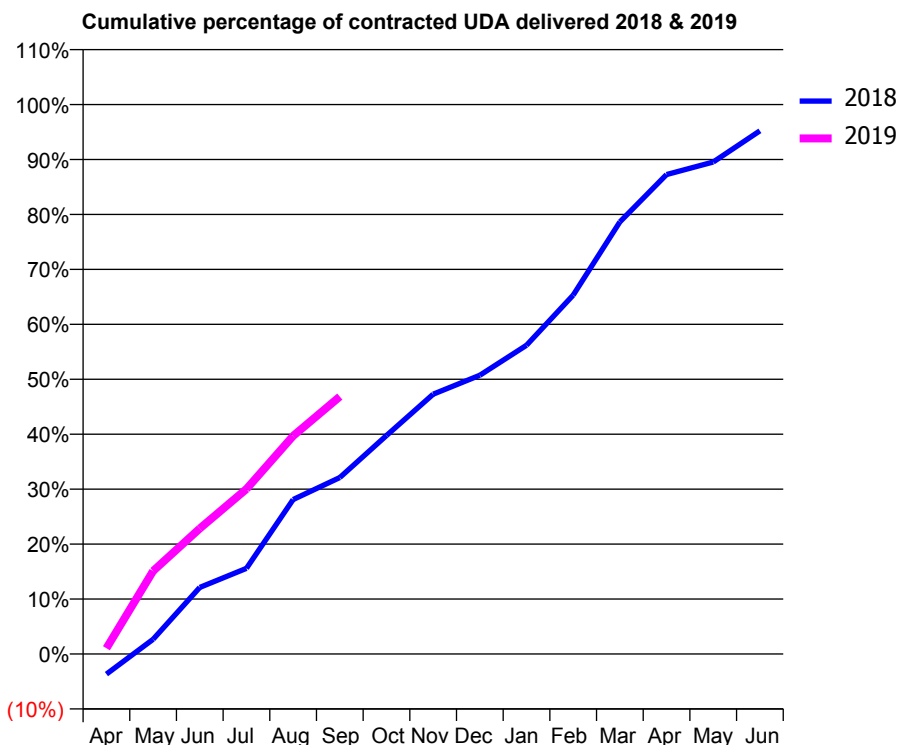
18/19 Contracted general activity (UDA)	11,947
Carry forward general activity (UDA)	-127
18/19 Contracted orthodontic activity (UOA)	0
Carry forward orthodontic activity (UOA)	0
Baseline contract value	£401,429.74

ACCESS*

Patients seen in 24 months	Total	Change since previous quarter
Quarter ending September 2017	4,000	
Quarter ending December 2017	4,075	→
Quarter ending March 2018	4,585	↑
Quarter ending June 2018	4,726	↑
Quarter ending September 2018	4,789	→
Variance since September 2017	19.7%	↑



ACTIVITY



Month	Adjusted Scheduled Activity (UDA)	
	2018	2019
April	-440	127
May	321	1,804
June	1,448	2,729
July	1,863	3,589
August	3,358	4,743
September	3,838	5,596
October	4,751	
November	5,649	
December	6,060	
January	6,714	
February	7,804	
March	9,395	
April	10,425	
May	10,696	
June	11,374	

QUALITY

	Quantity	Base Number	Contract	AT	Region	England
% of FP17s for the same patient ID Re-attending within 3 months - Children	99	1,286	7.7%	10.5%	11.5%	11.6%
% of FP17s for the same patient ID Re-attending within 3 months - Adults	272	2,302	11.8%	15.7%	16.5%	15.5%
% of FP17s for the same patient ID Re-attending between 3 & 9 months - Children	691	1,286	53.7%	44.8%	48.5%	58.8%
% of FP17s for the same patient ID Re-attending between 3 & 9 months - Adults	940	2,302	40.8%	37.0%	39.1%	51.1%
% of FP17s for Band 1 Urgent Courses	182	2,453	7.4%	10.9%	10.6%	9.0%
% of FP17s Relating to Free Repair or Replacements	5	2,453	0.2%	0.5%	0.5%	0.8%
% of FP17s Relating to Continuations	5	2,453	0.2%	0.7%	0.7%	0.9%
% of Patients satisfied with the dentistry they have received	2	2	N/A	90.7%	90.5%	93.3%
% of Patients satisfied with the time they had to wait for an appointment	2	2	N/A	82.5%	85.1%	88.9%

* This is based on patients treated on this contract for their most recent course of treatment. Figures in italics indicate the base number of FP17s or Patient Questionnaire responses are less than 100. N/A is shown where the base number of responses is less than 10 during the period. % is calculated as Quantity/Base number*100

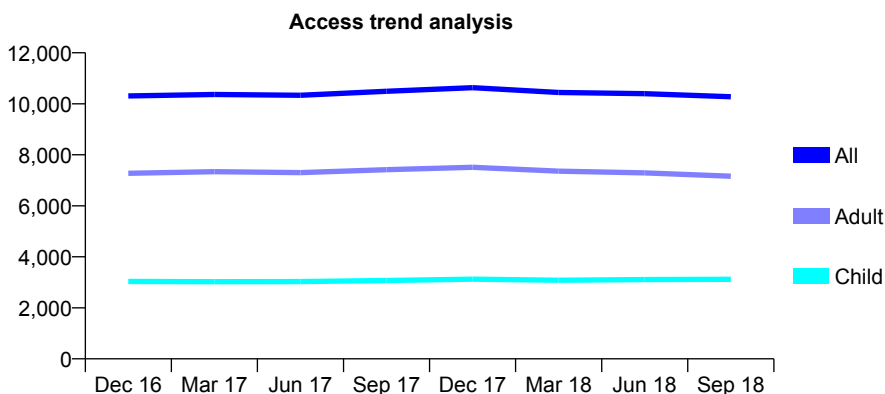
Q61 - Vital Signs At a Glance Contract Report for 746959/0001 - September 2018

Name or company name	Wanstead Village Dental & Health Centre
Contract type name	GDS Contract
Purpose of contract	General
Contract start date	01/04/2006
Contract end date	

18/19 Contracted general activity (UDA)	22,644
Carry forward general activity (UDA)	175
18/19 Contracted orthodontic activity (UOA)	0
Carry forward orthodontic activity (UOA)	0
Baseline contract value	£497,493.30

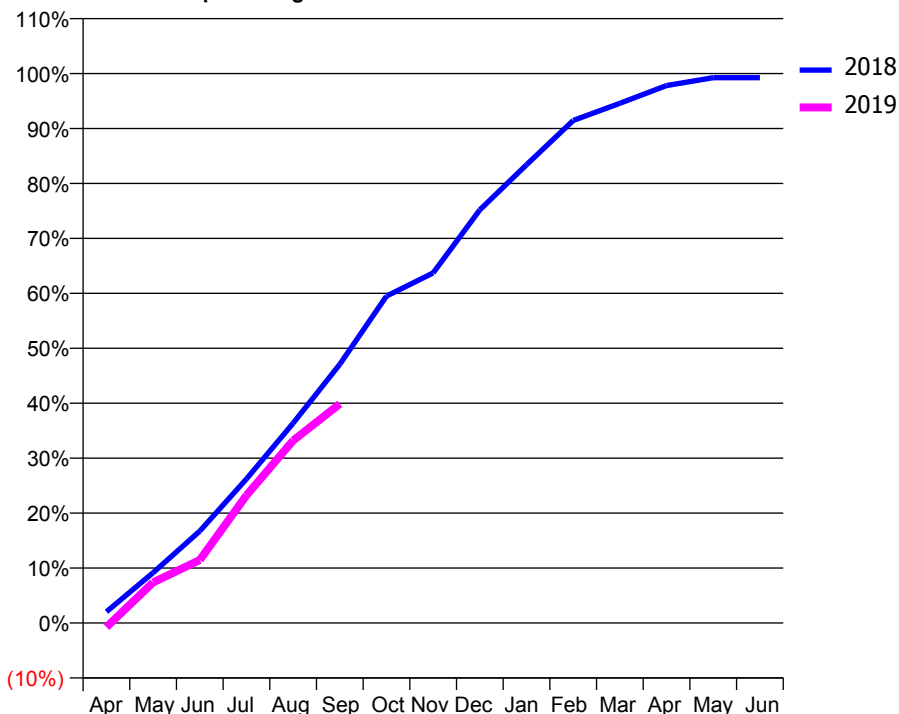
ACCESS*

Patients seen in 24 months	Total	Change since previous quarter
Quarter ending September 2017	10,493	
Quarter ending December 2017	10,635	→
Quarter ending March 2018	10,442	↓
Quarter ending June 2018	10,398	→
Quarter ending September 2018	10,279	↓
Variance since September 2017	(2.0%)	↓



ACTIVITY

Cumulative percentage of contracted UDA delivered 2018 & 2019



Month	Adjusted Scheduled Activity (UDA)	
	2018	2019
April	465	-175
May	2,076	1,675
June	3,791	2,599
July	5,935	5,263
August	8,235	7,521
September	10,662	9,030
October	13,471	
November	14,430	
December	17,025	
January	18,884	
February	20,710	
March	21,419	
April	22,145	
May	22,473	
June	22,469	

QUALITY

	Quantity	Base Number	Contract	AT	Region	England
% of FP17s for the same patient ID Re-attending within 3 months - Children	224	2,468	9.1%	10.5%	11.5%	11.6%
% of FP17s for the same patient ID Re-attending within 3 months - Adults	518	3,704	14.0%	15.7%	16.5%	15.5%
% of FP17s for the same patient ID Re-attending between 3 & 9 months - Children	1,427	2,468	57.8%	44.8%	48.5%	58.8%
% of FP17s for the same patient ID Re-attending between 3 & 9 months - Adults	1,573	3,704	42.5%	37.0%	39.1%	51.1%
% of FP17s for Band 1 Urgent Courses	735	5,231	14.1%	10.9%	10.6%	9.0%
% of FP17s Relating to Free Repair or Replacements	51	5,231	1.0%	0.5%	0.5%	0.8%
% of FP17s Relating to Continuations	4	5,231	0.1%	0.7%	0.7%	0.9%
% of Patients satisfied with the dentistry they have received	9	10	90.0%	90.7%	90.5%	93.3%
% of Patients satisfied with the time they had to wait for an appointment	9	10	90.0%	82.5%	85.1%	88.9%

* This is based on patients treated on this contract for their most recent course of treatment. Figures in italics indicate the base number of FP17s or Patient Questionnaire responses are less than 100. N/A is shown where the base number of responses is less than 10 during the period. % is calculated as Quantity/Base number*100

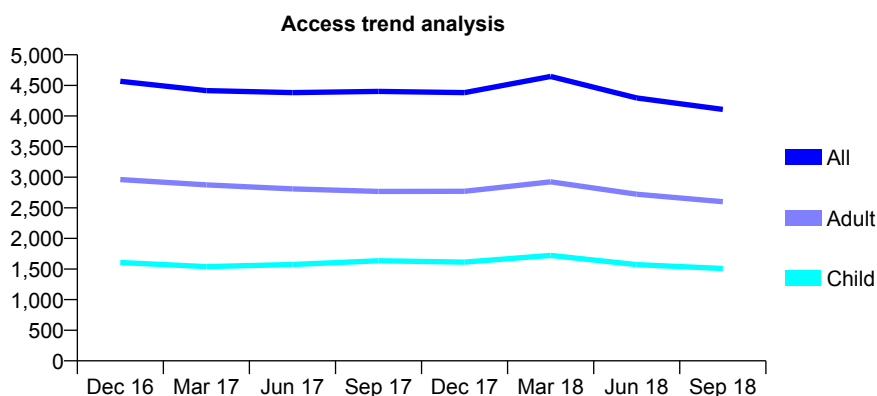
Q61 - Vital Signs At a Glance Contract Report for 750123/0001 - September 2018

Name or company name	MR S DODHIA
Contract type name	GDS Contract
Purpose of contract	General
Contract start date	01/04/2006
Contract end date	

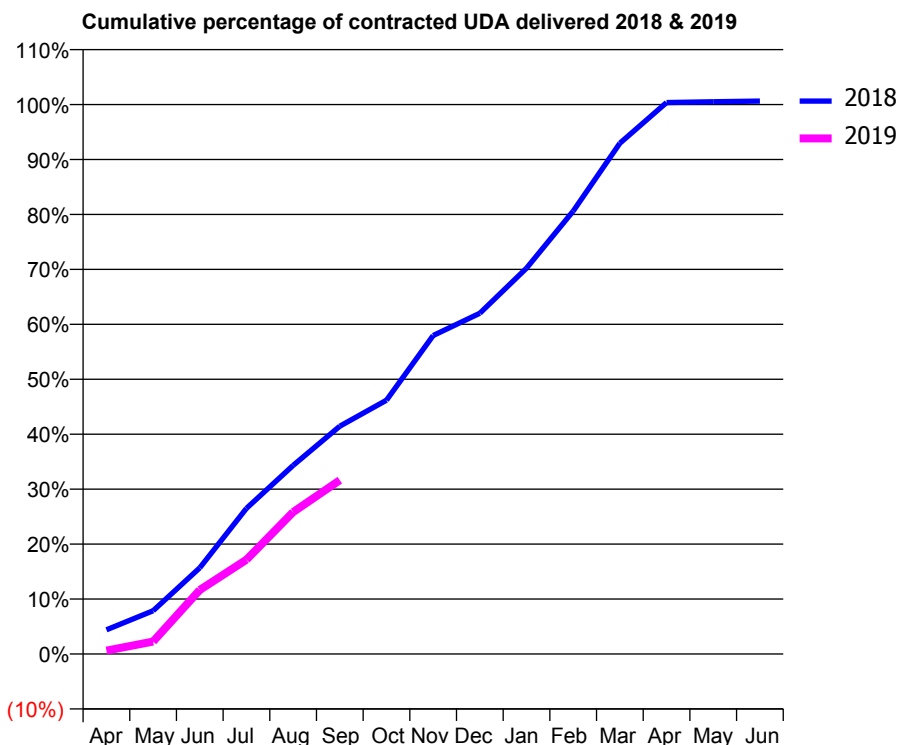
18/19 Contracted general activity (UDA)	12,420
Carry forward general activity (UDA)	-78
18/19 Contracted orthodontic activity (UOA)	0
Carry forward orthodontic activity (UOA)	0
Baseline contract value	£467,848.70

ACCESS*

Patients seen in 24 months	Total	Change since previous quarter
Quarter ending September 2017	4,402	
Quarter ending December 2017	4,383	→
Quarter ending March 2018	4,647	↑
Quarter ending June 2018	4,295	↓
Quarter ending September 2018	4,108	↓
Variance since September 2017	(6.7%)	↓



ACTIVITY



Month	Adjusted Scheduled Activity (UDA)	
	2018	2019
April	547	78
May	977	282
June	1,949	1,449
July	3,293	2,133
August	4,263	3,208
September	5,149	3,928
October	5,737	
November	7,199	
December	7,702	
January	8,721	
February	10,011	
March	11,545	
April	12,465	
May	12,482	
June	12,498	

QUALITY

	Quantity	Base Number	Contract	AT	Region	England
% of FP17s for the same patient ID Re-attending within 3 months - Children	60	570	10.5%	10.5%	11.5%	11.6%
% of FP17s for the same patient ID Re-attending within 3 months - Adults	148	1,055	14.0%	15.7%	16.5%	15.5%
% of FP17s for the same patient ID Re-attending between 3 & 9 months - Children	132	570	23.2%	44.8%	48.5%	58.8%
% of FP17s for the same patient ID Re-attending between 3 & 9 months - Adults	309	1,055	29.3%	37.0%	39.1%	51.1%
% of FP17s for Band 1 Urgent Courses	227	1,366	16.6%	10.9%	10.6%	9.0%
% of FP17s Relating to Free Repair or Replacements	5	1,366	0.4%	0.5%	0.5%	0.8%
% of FP17s Relating to Continuations	1	1,366	0.1%	0.7%	0.7%	0.9%
% of Patients satisfied with the dentistry they have received	0	0	N/A	90.7%	90.5%	93.3%
% of Patients satisfied with the time they had to wait for an appointment	0	0	N/A	82.5%	85.1%	88.9%

* This is based on patients treated on this contract for their most recent course of treatment. Figures in italics indicate the base number of FP17s or Patient Questionnaire responses are less than 100. N/A is shown where the base number of responses is less than 10 during the period. % is calculated as Quantity/Base number*100

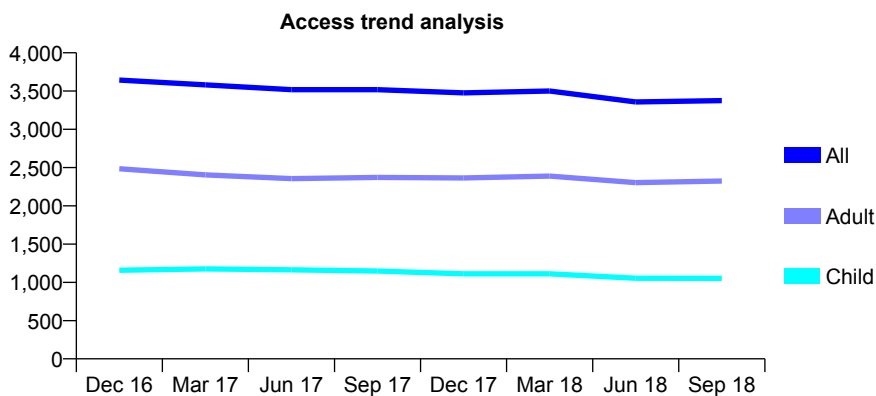
Q61 - Vital Signs At a Glance Contract Report for 750123/0002 - September 2018

Name or company name	MR S DODHIA
Contract type name	GDS Contract
Purpose of contract	General
Contract start date	01/04/2006
Contract end date	

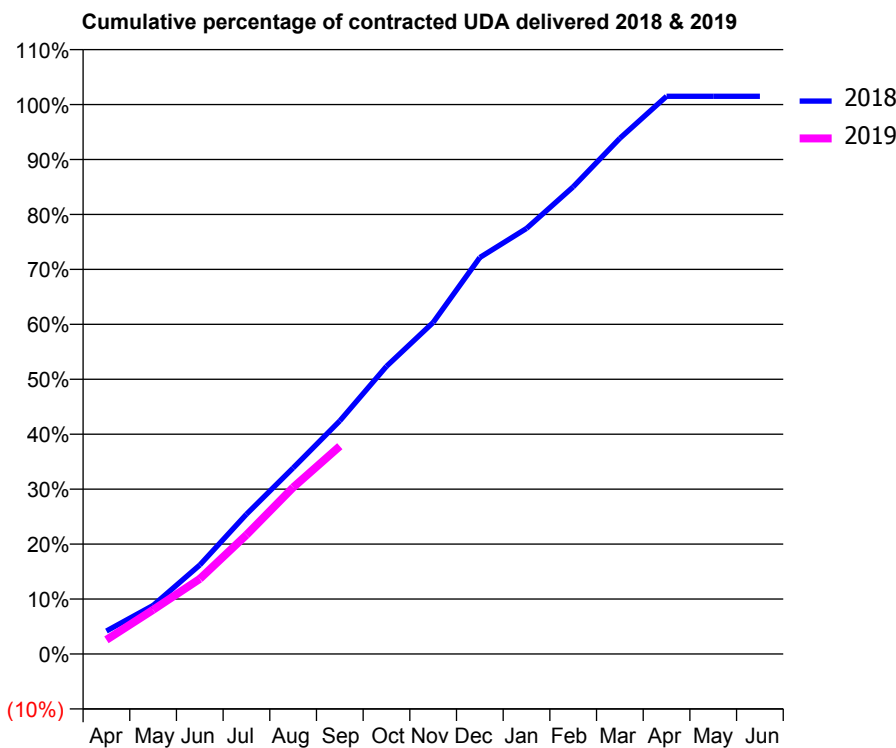
18/19 Contracted general activity (UDA)	9,575
Carry forward general activity (UDA)	-143
18/19 Contracted orthodontic activity (UOA)	0
Carry forward orthodontic activity (UOA)	0
Baseline contract value	£354,534.03

ACCESS*

Patients seen in 24 months	Total	Change since previous quarter
Quarter ending September 2017	3,518	
Quarter ending December 2017	3,476	↓
Quarter ending March 2018	3,500	→
Quarter ending June 2018	3,357	↓
Quarter ending September 2018	3,376	→
Variance since September 2017	(4.0%)	↓



ACTIVITY



Month	Adjusted Scheduled Activity (UDA)	
	2018	2019
April	401	248
May	847	770
June	1,552	1,309
July	2,437	2,075
August	3,243	2,903
September	4,064	3,622
October	5,013	
November	5,778	
December	6,909	
January	7,415	
February	8,140	
March	8,986	
April	9,718	
May	9,718	
June	9,718	

QUALITY

	Quantity	Base Number	Contract	AT	Region	England
% of FP17s for the same patient ID Re-attending within 3 months - Children	59	586	10.1%	10.5%	11.5%	11.6%
% of FP17s for the same patient ID Re-attending within 3 months - Adults	231	1,221	18.9%	15.7%	16.5%	15.5%
% of FP17s for the same patient ID Re-attending between 3 & 9 months - Children	135	586	23.0%	44.8%	48.5%	58.8%
% of FP17s for the same patient ID Re-attending between 3 & 9 months - Adults	323	1,221	26.5%	37.0%	39.1%	51.1%
% of FP17s for Band 1 Urgent Courses	300	1,540	19.5%	10.9%	10.6%	9.0%
% of FP17s Relating to Free Repair or Replacements	6	1,540	0.4%	0.5%	0.5%	0.8%
% of FP17s Relating to Continuations	0	1,540	0.0%	0.7%	0.7%	0.9%
% of Patients satisfied with the dentistry they have received	2	2	N/A	90.7%	90.5%	93.3%
% of Patients satisfied with the time they had to wait for an appointment	2	2	N/A	82.5%	85.1%	88.9%

* This is based on patients treated on this contract for their most recent course of treatment. Figures in italics indicate the base number of FP17s or Patient Questionnaire responses are less than 100. N/A is shown where the base number of responses is less than 10 during the period. % is calculated as Quantity/Base number*100

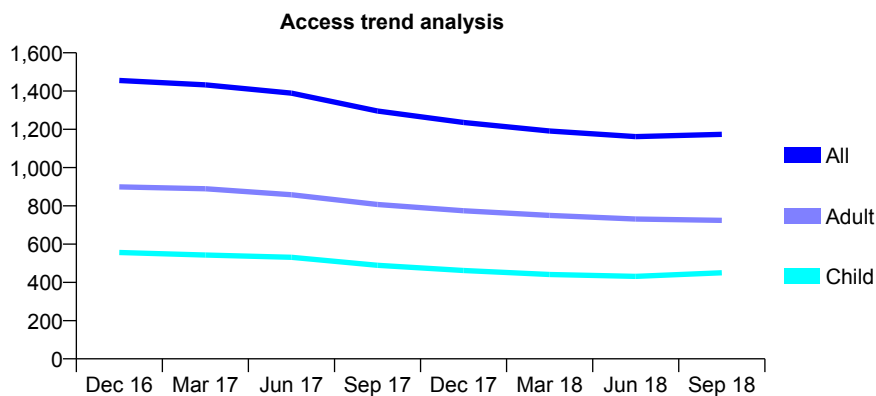
Q61 - Vital Signs At a Glance Contract Report for 750123/0004 - September 2018

Name or company name	MR S DODHIA
Contract type name	GDS Contract
Purpose of contract	General
Contract start date	27/07/2013
Contract end date	

18/19 Contracted general activity (UDA)	4,105
Carry forward general activity (UDA)	-68
18/19 Contracted orthodontic activity (UOA)	0
Carry forward orthodontic activity (UOA)	0
Baseline contract value	£138,088.73

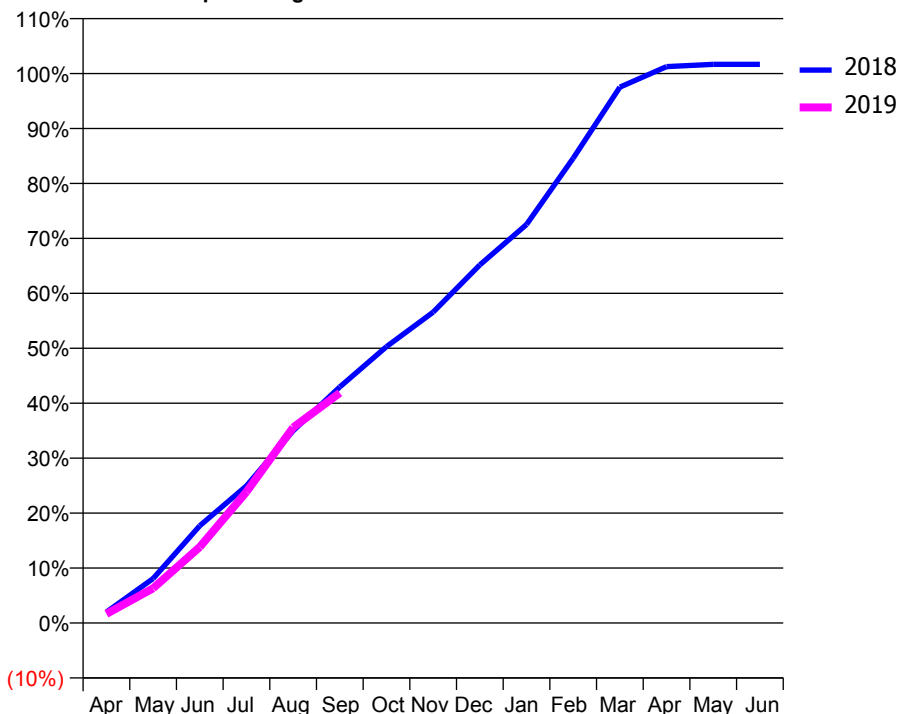
ACCESS*

Patients seen in 24 months	Total	Change since previous quarter
Quarter ending September 2017	1,296	
Quarter ending December 2017	1,236	↓
Quarter ending March 2018	1,191	↓
Quarter ending June 2018	1,162	↓
Quarter ending September 2018	1,174	→
Variance since September 2017	(9.4%)	↓



ACTIVITY

Cumulative percentage of contracted UDA delivered 2018 & 2019



Month	Adjusted Scheduled Activity (UDA)	
	2018	2019
April	82	68
May	332	259
June	726	568
July	1,024	980
August	1,436	1,460
September	1,764	1,719
October	2,065	
November	2,323	
December	2,675	
January	2,977	
February	3,472	
March	4,003	
April	4,157	
May	4,173	
June	4,173	

QUALITY

	Quantity	Base Number	Contract	AT	Region	England
% of FP17s for the same patient ID Re-attending within 3 months - Children	3	187	1.6%	10.5%	11.5%	11.6%
% of FP17s for the same patient ID Re-attending within 3 months - Adults	66	340	19.4%	15.7%	16.5%	15.5%
% of FP17s for the same patient ID Re-attending between 3 & 9 months - Children	42	187	22.5%	44.8%	48.5%	58.8%
% of FP17s for the same patient ID Re-attending between 3 & 9 months - Adults	78	340	22.9%	37.0%	39.1%	51.1%
% of FP17s for Band 1 Urgent Courses	50	476	10.5%	10.9%	10.6%	9.0%
% of FP17s Relating to Free Repair or Replacements	0	476	0.0%	0.5%	0.5%	0.8%
% of FP17s Relating to Continuations	1	476	0.2%	0.7%	0.7%	0.9%
% of Patients satisfied with the dentistry they have received	1	1	N/A	90.7%	90.5%	93.3%
% of Patients satisfied with the time they had to wait for an appointment	1	1	N/A	82.5%	85.1%	88.9%

* This is based on patients treated on this contract for their most recent course of treatment. Figures in italics indicate the base number of FP17s or Patient Questionnaire responses are less than 100. N/A is shown where the base number of responses is less than 10 during the period. % is calculated as Quantity/Base number*100

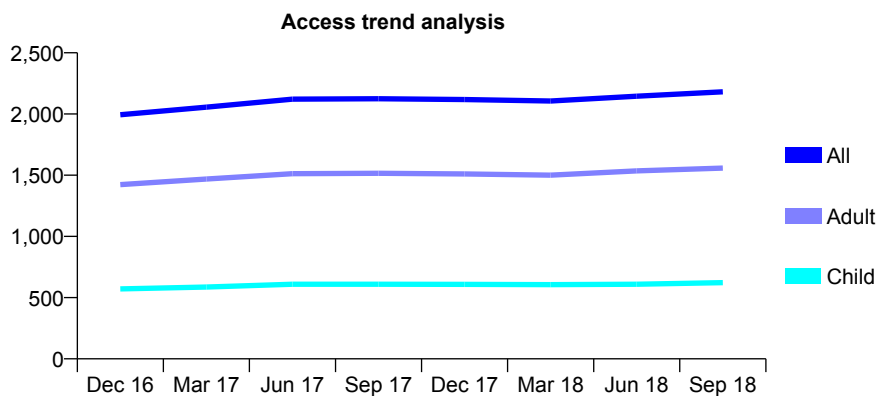
Q61 - Vital Signs At a Glance Contract Report for 751669/0001 - September 2018

Name or company name	MR V KAJAN
Contract type name	GDS Contract
Purpose of contract	General
Contract start date	01/04/2006
Contract end date	

18/19 Contracted general activity (UDA)	5,139
Carry forward general activity (UDA)	34
18/19 Contracted orthodontic activity (UOA)	0
Carry forward orthodontic activity (UOA)	0
Baseline contract value	£193,894.27

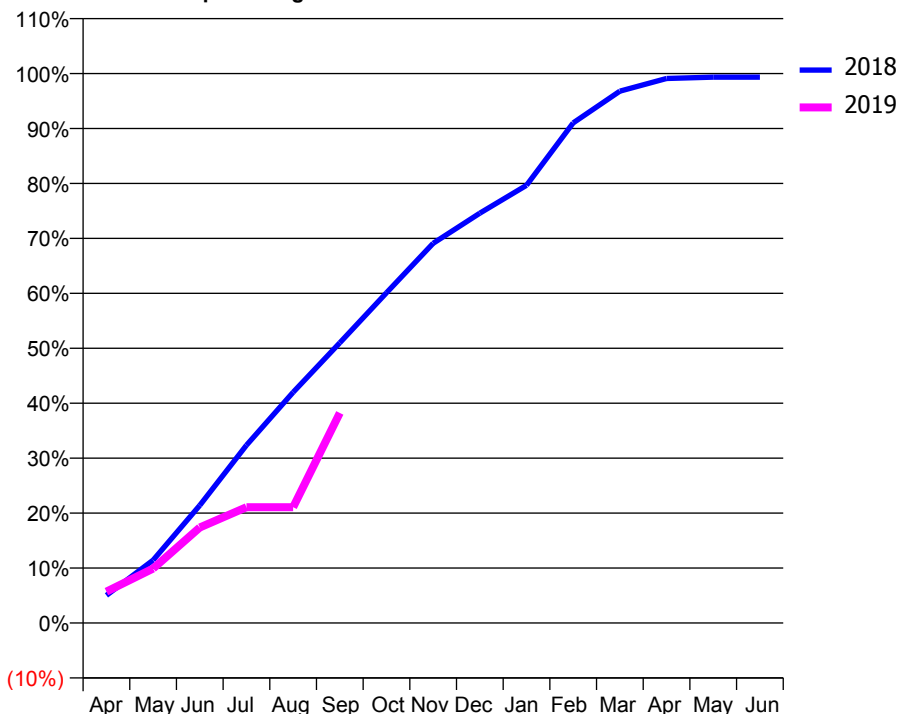
ACCESS*

Patients seen in 24 months	Total	Change since previous quarter
Quarter ending September 2017	2,125	
Quarter ending December 2017	2,118	→
Quarter ending March 2018	2,106	→
Quarter ending June 2018	2,145	→
Quarter ending September 2018	2,181	→
Variance since September 2017	2.6%	↑



ACTIVITY

Cumulative percentage of contracted UDA delivered 2018 & 2019



Month	Adjusted Scheduled Activity (UDA)	
	2018	2019
April	258	294
May	587	509
June	1,100	894
July	1,663	1,083
August	2,158	1,083
September	2,621	1,965
October	3,089	
November	3,551	
December	3,833	
January	4,093	
February	4,677	
March	4,974	
April	5,093	
May	5,105	
June	5,105	

QUALITY

	Quantity	Base Number	Contract	AT	Region	England
% of FP17s for the same patient ID Re-attending within 3 months - Children	42	549	7.7%	10.5%	11.5%	11.6%
% of FP17s for the same patient ID Re-attending within 3 months - Adults	150	1,056	14.2%	15.7%	16.5%	15.5%
% of FP17s for the same patient ID Re-attending between 3 & 9 months - Children	354	549	64.5%	44.8%	48.5%	58.8%
% of FP17s for the same patient ID Re-attending between 3 & 9 months - Adults	652	1,056	61.7%	37.0%	39.1%	51.1%
% of FP17s for Band 1 Urgent Courses	117	1,531	7.6%	10.9%	10.6%	9.0%
% of FP17s Relating to Free Repair or Replacements	18	1,531	1.2%	0.5%	0.5%	0.8%
% of FP17s Relating to Continuations	5	1,531	0.3%	0.7%	0.7%	0.9%
% of Patients satisfied with the dentistry they have received	0	0	N/A	90.7%	90.5%	93.3%
% of Patients satisfied with the time they had to wait for an appointment	0	0	N/A	82.5%	85.1%	88.9%

* This is based on patients treated on this contract for their most recent course of treatment. Figures in italics indicate the base number of FP17s or Patient Questionnaire responses are less than 100. N/A is shown where the base number of responses is less than 10 during the period. % is calculated as Quantity/Base number*100

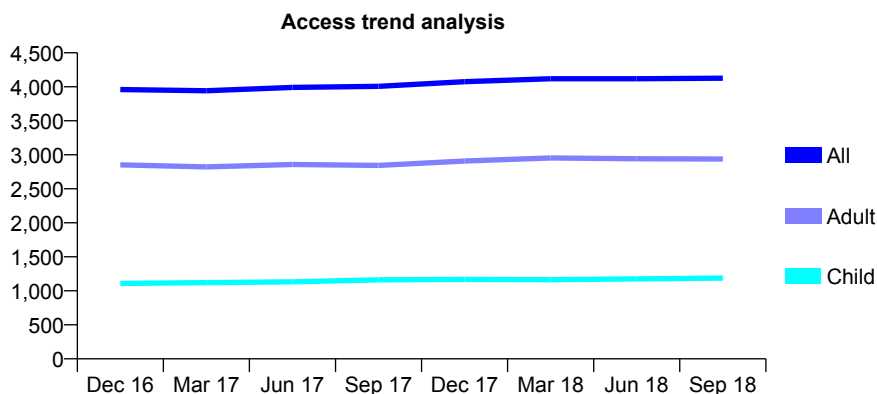
Q61 - Vital Signs At a Glance Contract Report for 755605/0001 - September 2018

Name or company name	MRS M KHAMBATI
Contract type name	GDS Contract
Purpose of contract	General
Contract start date	01/04/2006
Contract end date	

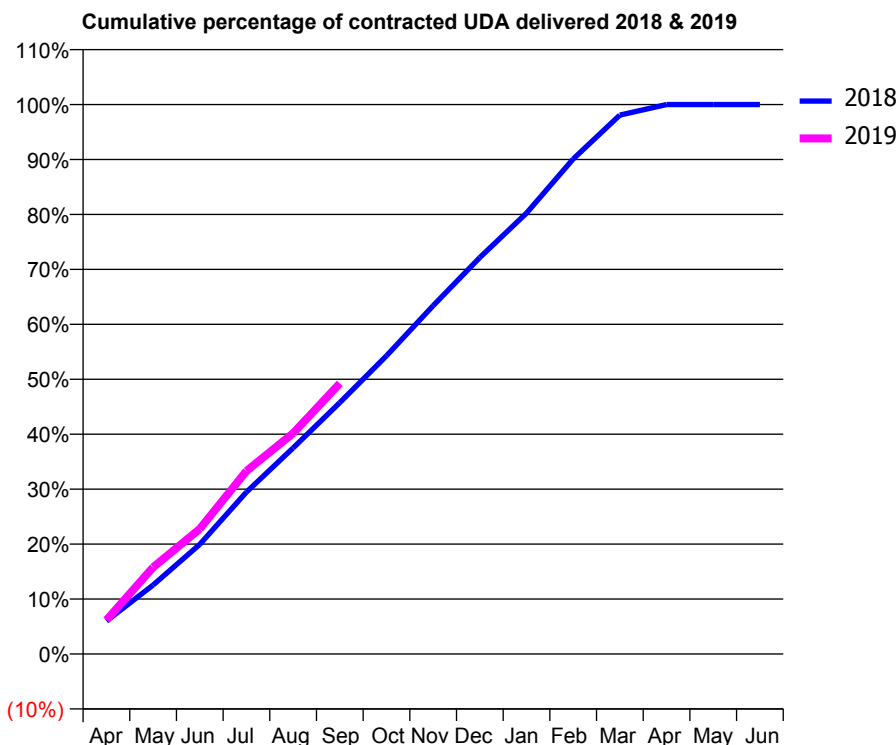
18/19 Contracted general activity (UDA)	11,817
Carry forward general activity (UDA)	0
18/19 Contracted orthodontic activity (UOA)	0
Carry forward orthodontic activity (UOA)	0
Baseline contract value	£377,212.38

ACCESS*

Patients seen in 24 months	Total	Change since previous quarter
Quarter ending September 2017	4,006	
Quarter ending December 2017	4,075	→
Quarter ending March 2018	4,118	→
Quarter ending June 2018	4,118	→
Quarter ending September 2018	4,126	→
Variance since September 2017	3.0%	↑



ACTIVITY



Month	Adjusted Scheduled Activity (UDA)	
	2018	2019
April	708	730
May	1,485	1,866
June	2,359	2,691
July	3,484	3,935
August	4,432	4,748
September	5,408	5,819
October	6,414	
November	7,491	
December	8,526	
January	9,481	
February	10,647	
March	11,590	
April	11,817	
May	11,817	
June	11,817	

QUALITY

	Quantity	Base Number	Contract	AT	Region	England
% of FP17s for the same patient ID Re-attending within 3 months - Children	85	829	10.3%	10.5%	11.5%	11.6%
% of FP17s for the same patient ID Re-attending within 3 months - Adults	292	1,752	16.7%	15.7%	16.5%	15.5%
% of FP17s for the same patient ID Re-attending between 3 & 9 months - Children	349	829	42.1%	44.8%	48.5%	58.8%
% of FP17s for the same patient ID Re-attending between 3 & 9 months - Adults	728	1,752	41.6%	37.0%	39.1%	51.1%
% of FP17s for Band 1 Urgent Courses	306	2,486	12.3%	10.9%	10.6%	9.0%
% of FP17s Relating to Free Repair or Replacements	24	2,486	1.0%	0.5%	0.5%	0.8%
% of FP17s Relating to Continuations	19	2,486	0.8%	0.7%	0.7%	0.9%
% of Patients satisfied with the dentistry they have received	3	3	N/A	90.7%	90.5%	93.3%
% of Patients satisfied with the time they had to wait for an appointment	2	3	N/A	82.5%	85.1%	88.9%

* This is based on patients treated on this contract for their most recent course of treatment. Figures in italics indicate the base number of FP17s or Patient Questionnaire responses are less than 100. N/A is shown where the base number of responses is less than 10 during the period. % is calculated as Quantity/Base number*100

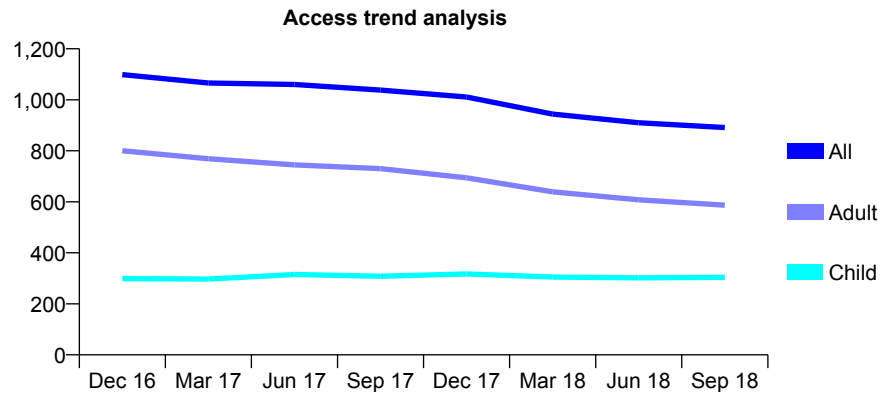
Q61 - Vital Signs At a Glance Contract Report for 762067/0001 - September 2018

Name or company name	MR M OTIFEH
Contract type name	GDS Contract
Purpose of contract	General
Contract start date	01/04/2006
Contract end date	

18/19 Contracted general activity (UDA)	2,910
Carry forward general activity (UDA)	0
18/19 Contracted orthodontic activity (UOA)	0
Carry forward orthodontic activity (UOA)	0
Baseline contract value	£83,986.07

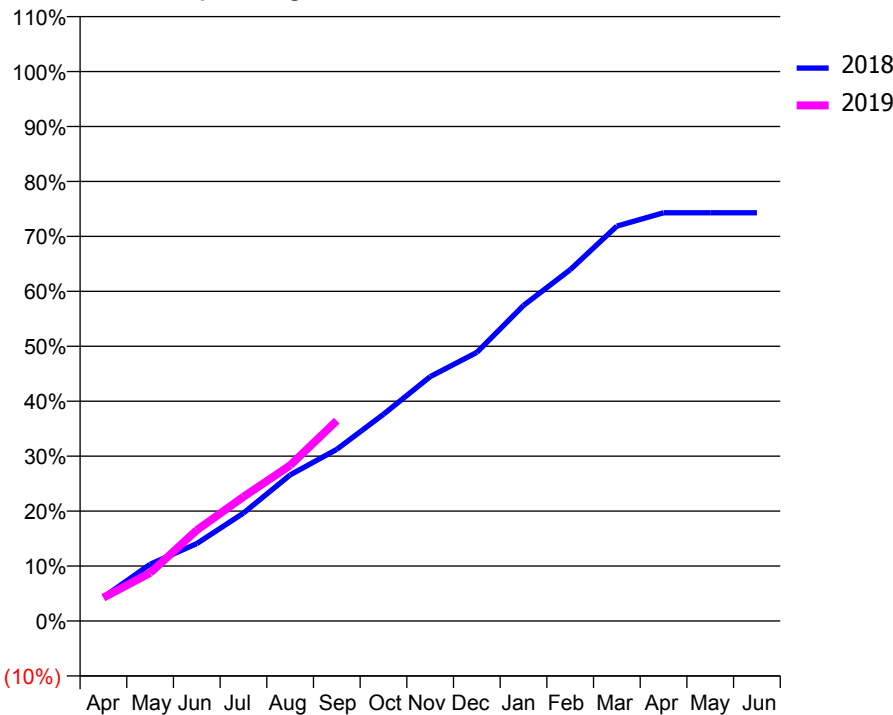
ACCESS*

Patients seen in 24 months	Total	Change since previous quarter
Quarter ending September 2017	1,038	
Quarter ending December 2017	1,011	↓
Quarter ending March 2018	944	↓
Quarter ending June 2018	910	↓
Quarter ending September 2018	891	↓
Variance since September 2017	(14.2%)	↓



ACTIVITY

Cumulative percentage of contracted UDA delivered 2018 & 2019



Adjusted Scheduled Activity (UDA)		
Month	2018	2019
April	126	124
May	300	255
June	410	481
July	571	658
August	773	824
September	909	1,061
October	1,095	
November	1,294	
December	1,422	
January	1,671	
February	1,860	
March	2,091	
April	2,162	
May	2,162	
June	2,162	

QUALITY

	Quantity	Base Number	Contract	AT	Region	England
% of FP17s for the same patient ID Re-attending within 3 months - Children	1	171	0.6%	10.5%	11.5%	11.6%
% of FP17s for the same patient ID Re-attending within 3 months - Adults	22	306	7.2%	15.7%	16.5%	15.5%
% of FP17s for the same patient ID Re-attending between 3 & 9 months - Children	85	171	49.7%	44.8%	48.5%	58.8%
% of FP17s for the same patient ID Re-attending between 3 & 9 months - Adults	116	306	37.9%	37.0%	39.1%	51.1%
% of FP17s for Band 1 Urgent Courses	46	451	10.2%	10.9%	10.6%	9.0%
% of FP17s Relating to Free Repair or Replacements	1	451	0.2%	0.5%	0.5%	0.8%
% of FP17s Relating to Continuations	1	451	0.2%	0.7%	0.7%	0.9%
% of Patients satisfied with the dentistry they have received	0	0	N/A	90.7%	90.5%	93.3%
% of Patients satisfied with the time they had to wait for an appointment	0	0	N/A	82.5%	85.1%	88.9%

* This is based on patients treated on this contract for their most recent course of treatment. Figures in italics indicate the base number of FP17s or Patient Questionnaire responses are less than 100. N/A is shown where the base number of responses is less than 10 during the period. % is calculated as Quantity/Base number*100

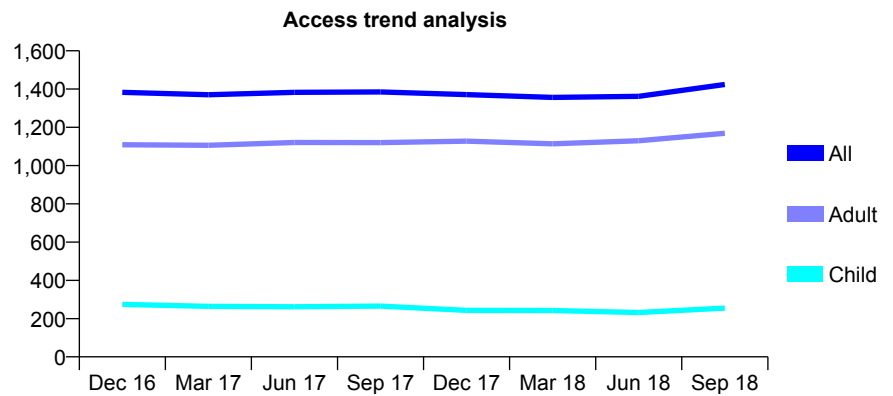
Q61 - Vital Signs At a Glance Contract Report for 762431/0003 - September 2018

Name or company name	MR N NEKOO-PARVAR
Contract type name	GDS Contract
Purpose of contract	General
Contract start date	08/10/2012
Contract end date	

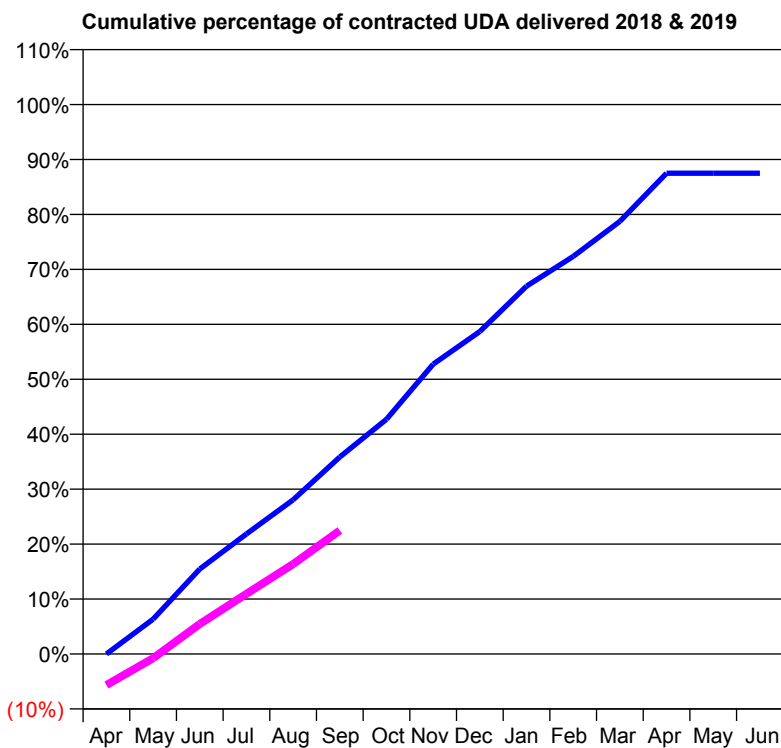
18/19 Contracted general activity (UDA)	5,304
Carry forward general activity (UDA)	300
18/19 Contracted orthodontic activity (UOA)	0
Carry forward orthodontic activity (UOA)	0
Baseline contract value	£136,726.92

ACCESS*

Patients seen in 24 months	Total	Change since previous quarter
Quarter ending September 2017	1,385	
Quarter ending December 2017	1,371	↓
Quarter ending March 2018	1,356	↓
Quarter ending June 2018	1,362	→
Quarter ending September 2018	1,424	↑
Variance since September 2017	2.8%	↑



ACTIVITY



Adjusted Scheduled Activity (UDA)		
Month	2018	2019
April	0	-300
May	336	-42
June	821	290
July	1,159	582
August	1,489	868
September	1,902	1,193
October	2,266	
November	2,798	
December	3,113	
January	3,551	
February	3,838	
March	4,176	
April	4,640	
May	4,641	
June	4,641	

QUALITY

	Quantity	Base Number	Contract	AT	Region	England
% of FP17s for the same patient ID Re-attending within 3 months - Children	6	128	4.7%	10.5%	11.5%	11.6%
% of FP17s for the same patient ID Re-attending within 3 months - Adults	49	524	9.4%	15.7%	16.5%	15.5%
% of FP17s for the same patient ID Re-attending between 3 & 9 months - Children	33	128	25.8%	44.8%	48.5%	58.8%
% of FP17s for the same patient ID Re-attending between 3 & 9 months - Adults	165	524	31.5%	37.0%	39.1%	51.1%
% of FP17s for Band 1 Urgent Courses	19	513	3.7%	10.9%	10.6%	9.0%
% of FP17s Relating to Free Repair or Replacements	1	513	0.2%	0.5%	0.5%	0.8%
% of FP17s Relating to Continuations	0	513	0.0%	0.7%	0.7%	0.9%
% of Patients satisfied with the dentistry they have received	0	0	N/A	90.7%	90.5%	93.3%
% of Patients satisfied with the time they had to wait for an appointment	0	0	N/A	82.5%	85.1%	88.9%

* This is based on patients treated on this contract for their most recent course of treatment. Figures in italics indicate the base number of FP17s or Patient Questionnaire responses are less than 100. N/A is shown where the base number of responses is less than 10 during the period. % is calculated as Quantity/Base number*100

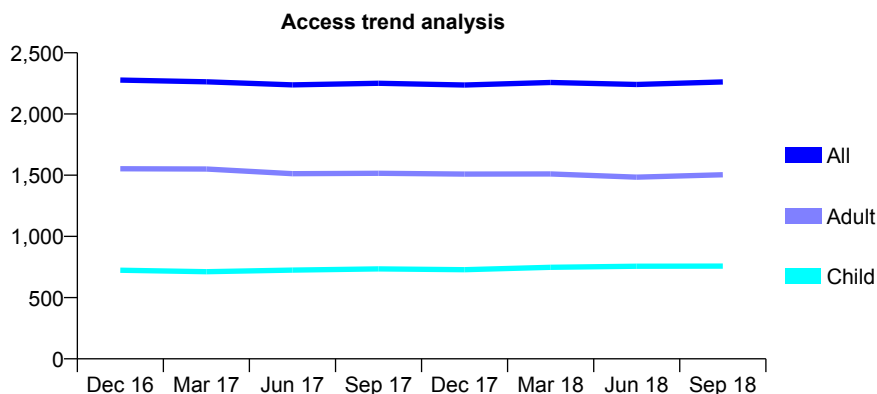
Q61 - Vital Signs At a Glance Contract Report for 763934/0002 - September 2018

Name or company name	Apex Dental Care
Contract type name	GDS Contract
Purpose of contract	General
Contract start date	01/04/2006
Contract end date	

18/19 Contracted general activity (UDA)	5,793
Carry forward general activity (UDA)	-116
18/19 Contracted orthodontic activity (UOA)	0
Carry forward orthodontic activity (UOA)	0
Baseline contract value	£164,450.99

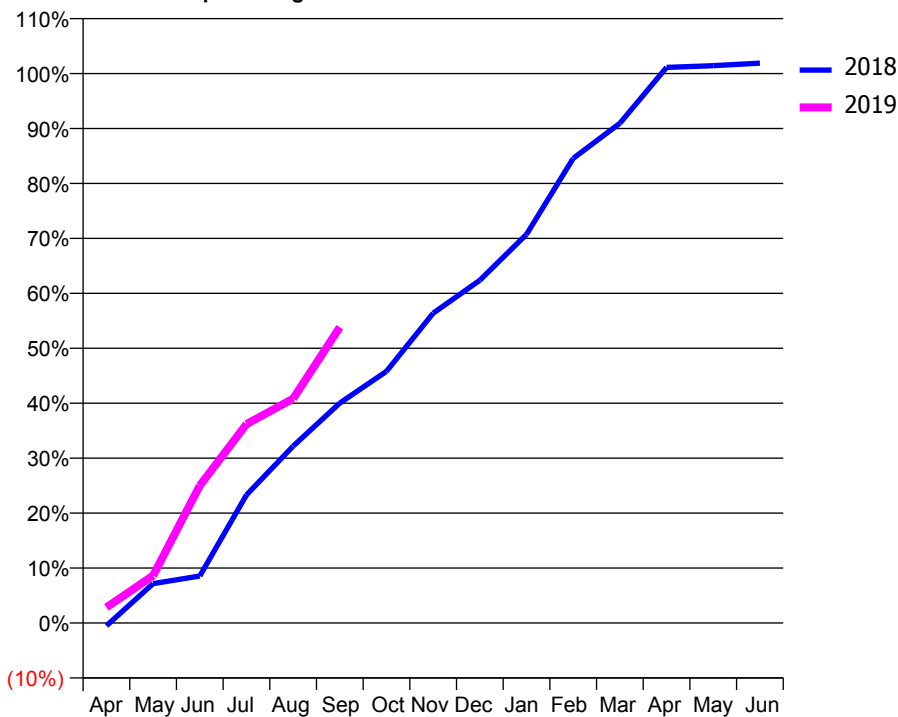
ACCESS*

Patients seen in 24 months	Total	Change since previous quarter
Quarter ending September 2017	2,251	
Quarter ending December 2017	2,237	→
Quarter ending March 2018	2,258	→
Quarter ending June 2018	2,241	→
Quarter ending September 2018	2,262	→
Variance since September 2017	0.5%	→



ACTIVITY

Cumulative percentage of contracted UDA delivered 2018 & 2019



Adjusted Scheduled Activity (UDA)

Month	2018	2019
April	-30	165
May	415	499
June	496	1,448
July	1,350	2,096
August	1,865	2,365
September	2,319	3,119
October	2,653	
November	3,267	
December	3,613	
January	4,097	
February	4,898	
March	5,268	
April	5,857	
May	5,876	
June	5,902	

QUALITY

	Quantity	Base Number	Contract	AT	Region	England
% of FP17s for the same patient ID Re-attending within 3 months - Children	80	633	12.6%	10.5%	11.5%	11.6%
% of FP17s for the same patient ID Re-attending within 3 months - Adults	142	926	15.3%	15.7%	16.5%	15.5%
% of FP17s for the same patient ID Re-attending between 3 & 9 months - Children	230	633	36.3%	44.8%	48.5%	58.8%
% of FP17s for the same patient ID Re-attending between 3 & 9 months - Adults	279	926	30.1%	37.0%	39.1%	51.1%
% of FP17s for Band 1 Urgent Courses	139	1,268	11.0%	10.9%	10.6%	9.0%
% of FP17s Relating to Free Repair or Replacements	1	1,268	0.1%	0.5%	0.5%	0.8%
% of FP17s Relating to Continuations	16	1,268	1.3%	0.7%	0.7%	0.9%
% of Patients satisfied with the dentistry they have received	0	0	N/A	90.7%	90.5%	93.3%
% of Patients satisfied with the time they had to wait for an appointment	0	0	N/A	82.5%	85.1%	88.9%

* This is based on patients treated on this contract for their most recent course of treatment. Figures in italics indicate the base number of FP17s or Patient Questionnaire responses are less than 100. N/A is shown where the base number of responses is less than 10 during the period. % is calculated as Quantity/Base number*100

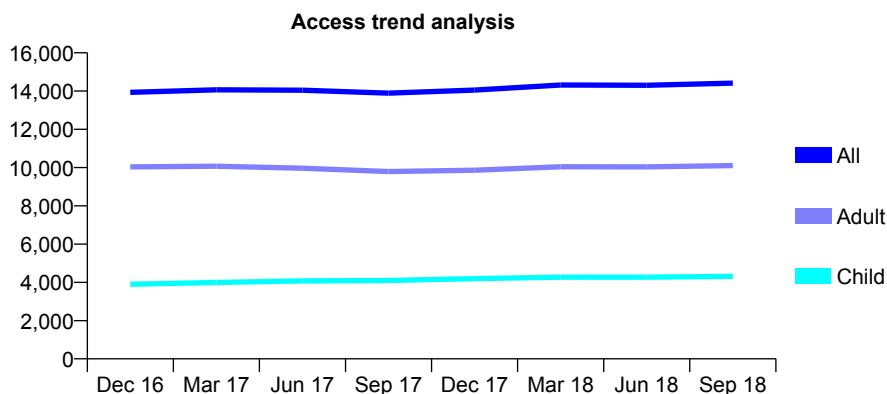
Q61 - Vital Signs At a Glance Contract Report for 764957/0004 - September 2018

Name or company name	Valecha Dental Practice
Contract type name	GDS Contract
Purpose of contract	General
Contract start date	01/04/2006
Contract end date	

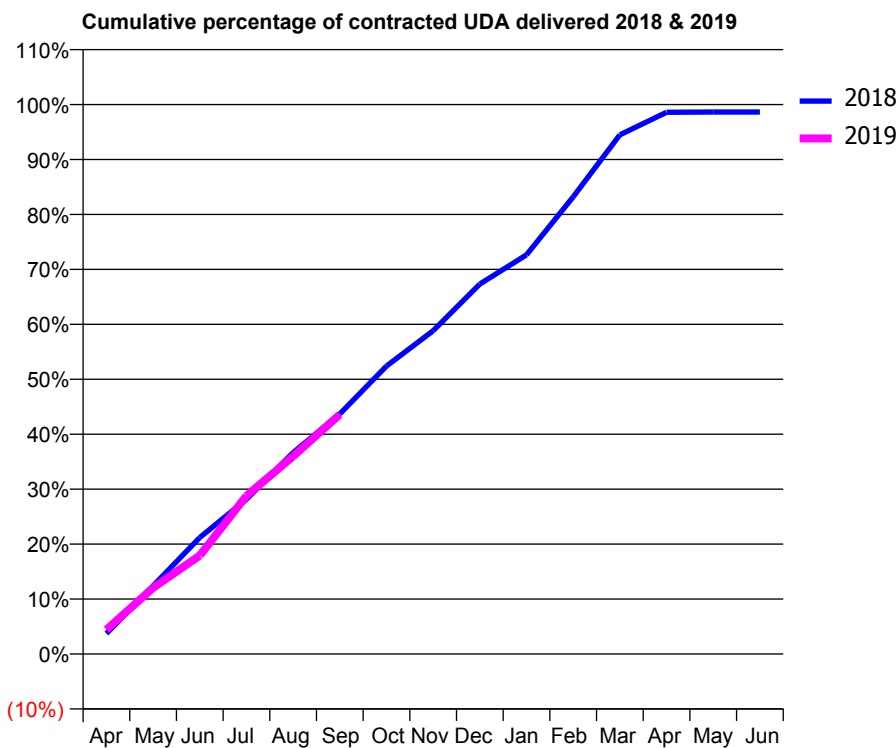
18/19 Contracted general activity (UDA)	40,267
Carry forward general activity (UDA)	-30
18/19 Contracted orthodontic activity (UOA)	0
Carry forward orthodontic activity (UOA)	0
Baseline contract value	£1,149,969.26

ACCESS*

Patients seen in 24 months	Total	Change since previous quarter
Quarter ending September 2017	13,890	
Quarter ending December 2017	14,049	→
Quarter ending March 2018	14,316	→
Quarter ending June 2018	14,304	→
Quarter ending September 2018	14,416	→
Variance since September 2017	3.8%	↑



ACTIVITY



Month	Adjusted Scheduled Activity (UDA)	
	2018	2019
April	1,502	1,786
May	5,000	4,855
June	8,540	7,212
July	11,336	11,597
August	14,764	14,485
September	17,593	17,550
October	21,105	
November	23,693	
December	27,116	
January	29,251	
February	33,503	
March	38,046	
April	39,696	
May	39,717	
June	39,713	

QUALITY

	Quantity	Base Number	Contract	AT	Region	England
% of FP17s for the same patient ID Re-attending within 3 months - Children	121	2,752	4.4%	10.5%	11.5%	11.6%
% of FP17s for the same patient ID Re-attending within 3 months - Adults	445	5,601	7.9%	15.7%	16.5%	15.5%
% of FP17s for the same patient ID Re-attending between 3 & 9 months - Children	1,493	2,752	54.3%	44.8%	48.5%	58.8%
% of FP17s for the same patient ID Re-attending between 3 & 9 months - Adults	2,816	5,601	50.3%	37.0%	39.1%	51.1%
% of FP17s for Band 1 Urgent Courses	376	7,799	4.8%	10.9%	10.6%	9.0%
% of FP17s Relating to Free Repair or Replacements	58	7,799	0.7%	0.5%	0.5%	0.8%
% of FP17s Relating to Continuations	20	7,799	0.3%	0.7%	0.7%	0.9%
% of Patients satisfied with the dentistry they have received	2	3	N/A	90.7%	90.5%	93.3%
% of Patients satisfied with the time they had to wait for an appointment	1	3	N/A	82.5%	85.1%	88.9%

* This is based on patients treated on this contract for their most recent course of treatment. Figures in italics indicate the base number of FP17s or Patient Questionnaire responses are less than 100. N/A is shown where the base number of responses is less than 10 during the period. % is calculated as Quantity/Base number*100

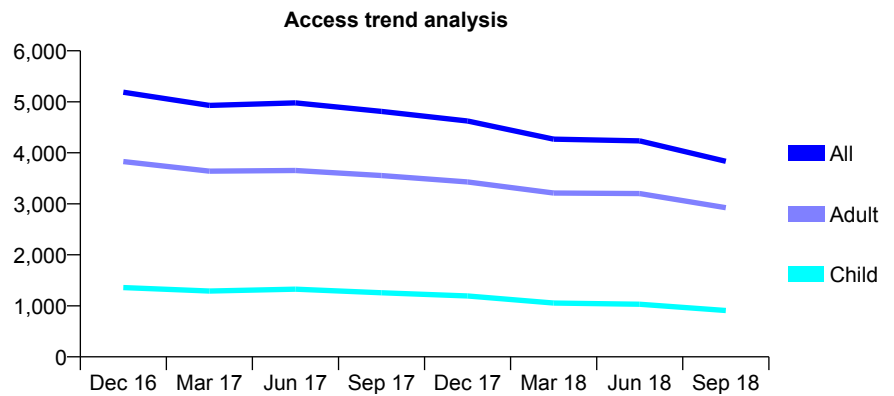
Q61 - Vital Signs At a Glance Contract Report for 765805/0001 - September 2018

Name or company name	MR JR KANOGO
Contract type name	GDS Contract
Purpose of contract	General
Contract start date	01/04/2006
Contract end date	

18/19 Contracted general activity (UDA)	13,708
Carry forward general activity (UDA)	0
18/19 Contracted orthodontic activity (UOA)	0
Carry forward orthodontic activity (UOA)	0
Baseline contract value	£361,372.21

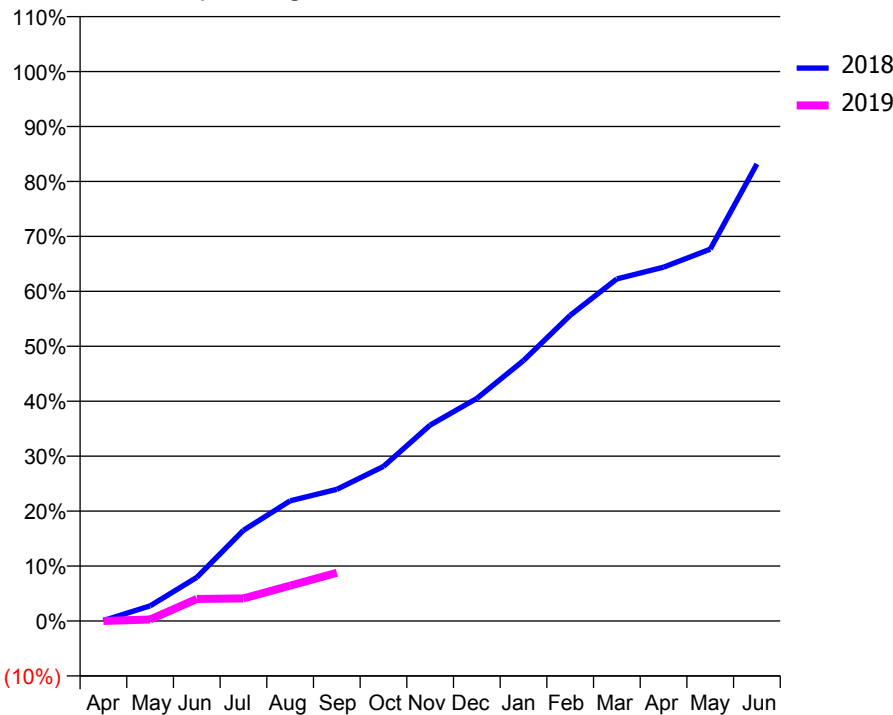
ACCESS*

Patients seen in 24 months	Total	Change since previous quarter
Quarter ending September 2017	4,811	
Quarter ending December 2017	4,623	↓
Quarter ending March 2018	4,267	↓
Quarter ending June 2018	4,233	→
Quarter ending September 2018	3,833	↓
Variance since September 2017	(20.3%)	↓



ACTIVITY

Cumulative percentage of contracted UDA delivered 2018 & 2019



Month	Adjusted Scheduled Activity (UDA)	
	2018	2019
April	13	0
May	379	37
June	1,088	549
July	2,263	564
August	2,998	884
September	3,286	1,203
October	3,856	
November	4,889	
December	5,552	
January	6,500	
February	7,626	
March	8,534	
April	8,828	
May	9,277	
June	11,401	

QUALITY

	Quantity	Base Number	Contract	AT	Region	England
% of FP17s for the same patient ID Re-attending within 3 months - Children	17	239	7.1%	10.5%	11.5%	11.6%
% of FP17s for the same patient ID Re-attending within 3 months - Adults	83	919	9.0%	15.7%	16.5%	15.5%
% of FP17s for the same patient ID Re-attending between 3 & 9 months - Children	52	239	21.8%	44.8%	48.5%	58.8%
% of FP17s for the same patient ID Re-attending between 3 & 9 months - Adults	260	919	28.3%	37.0%	39.1%	51.1%
% of FP17s for Band 1 Urgent Courses	1	416	0.2%	10.9%	10.6%	9.0%
% of FP17s Relating to Free Repair or Replacements	0	416	0.0%	0.5%	0.5%	0.8%
% of FP17s Relating to Continuations	0	416	0.0%	0.7%	0.7%	0.9%
% of Patients satisfied with the dentistry they have received	2	3	N/A	90.7%	90.5%	93.3%
% of Patients satisfied with the time they had to wait for an appointment	1	3	N/A	82.5%	85.1%	88.9%

* This is based on patients treated on this contract for their most recent course of treatment. Figures in italics indicate the base number of FP17s or Patient Questionnaire responses are less than 100. N/A is shown where the base number of responses is less than 10 during the period. % is calculated as Quantity/Base number*100

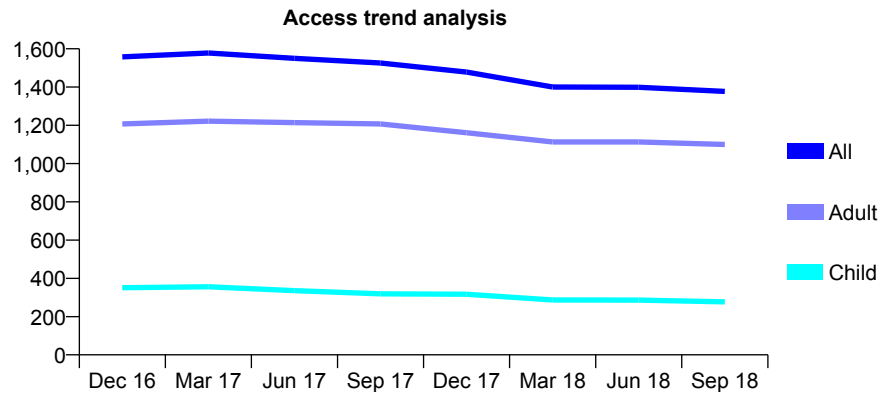
Q61 - Vital Signs At a Glance Contract Report for 766038/0001 - September 2018

Name or company name	MR VO AKINSOLA
Contract type name	GDS Contract
Purpose of contract	General
Contract start date	01/04/2006
Contract end date	

18/19 Contracted general activity (UDA)	6,225
Carry forward general activity (UDA)	0
18/19 Contracted orthodontic activity (UOA)	0
Carry forward orthodontic activity (UOA)	0
Baseline contract value	£199,915.30

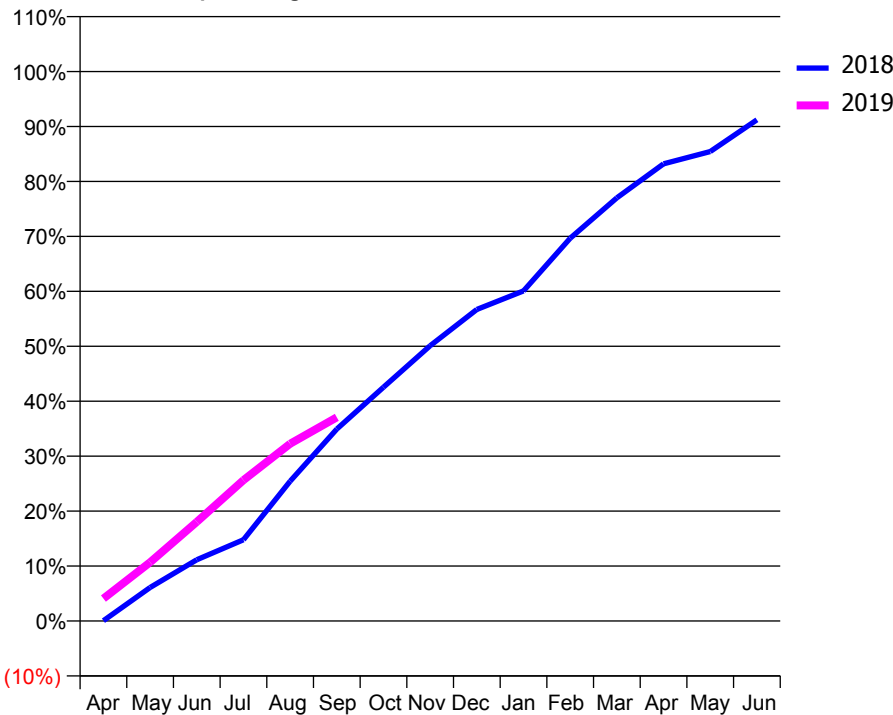
ACCESS*

Patients seen in 24 months	Total	Change since previous quarter
Quarter ending September 2017	1,526	
Quarter ending December 2017	1,478	↓
Quarter ending March 2018	1,400	↓
Quarter ending June 2018	1,399	→
Quarter ending September 2018	1,377	↓
Variance since September 2017	(9.8%)	↓



ACTIVITY

Cumulative percentage of contracted UDA delivered 2018 & 2019



Month	Adjusted Scheduled Activity (UDA)	
	2018	2019
April	4	254
May	379	666
June	694	1,123
July	920	1,596
August	1,584	2,008
September	2,174	2,308
October	2,649	
November	3,119	
December	3,529	
January	3,739	
February	4,336	
March	4,793	
April	5,179	
May	5,319	
June	5,678	

QUALITY

	Quantity	Base Number	Contract	AT	Region	England
% of FP17s for the same patient ID Re-attending within 3 months - Children	8	129	6.2%	10.5%	11.5%	11.6%
% of FP17s for the same patient ID Re-attending within 3 months - Adults	97	518	18.7%	15.7%	16.5%	15.5%
% of FP17s for the same patient ID Re-attending between 3 & 9 months - Children	27	129	20.9%	44.8%	48.5%	58.8%
% of FP17s for the same patient ID Re-attending between 3 & 9 months - Adults	107	518	20.7%	37.0%	39.1%	51.1%
% of FP17s for Band 1 Urgent Courses	55	511	10.8%	10.9%	10.6%	9.0%
% of FP17s Relating to Free Repair or Replacements	3	511	0.6%	0.5%	0.5%	0.8%
% of FP17s Relating to Continuations	0	511	0.0%	0.7%	0.7%	0.9%
% of Patients satisfied with the dentistry they have received	0	0	N/A	90.7%	90.5%	93.3%
% of Patients satisfied with the time they had to wait for an appointment	0	0	N/A	82.5%	85.1%	88.9%

* This is based on patients treated on this contract for their most recent course of treatment. Figures in italics indicate the base number of FP17s or Patient Questionnaire responses are less than 100. N/A is shown where the base number of responses is less than 10 during the period. % is calculated as Quantity/Base number*100

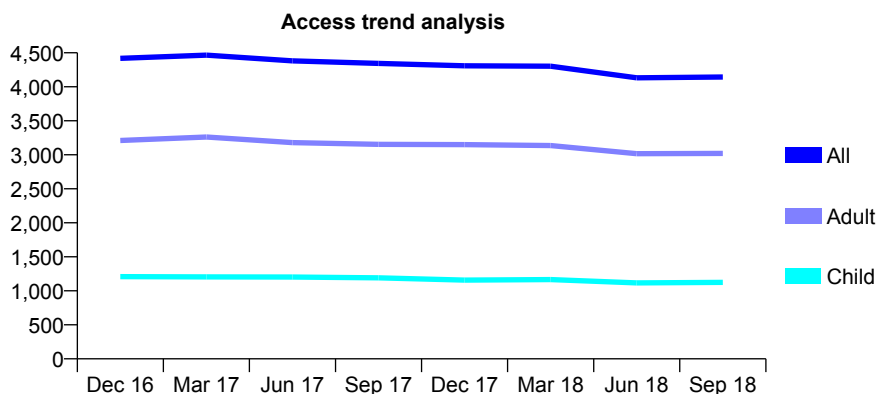
Q61 - Vital Signs At a Glance Contract Report for 766895/0003 - September 2018

Name or company name	MR M SOLTAN MOHAMMADI KHAYAT
Contract type name	GDS Contract
Purpose of contract	General
Contract start date	01/04/2006
Contract end date	

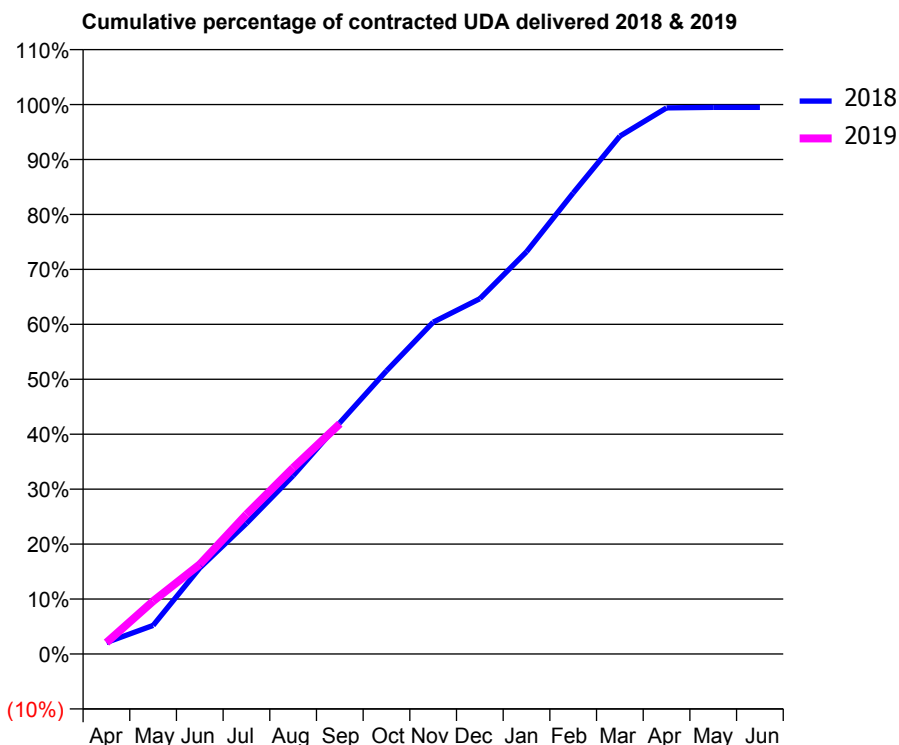
18/19 Contracted general activity (UDA)	15,725
Carry forward general activity (UDA)	82
18/19 Contracted orthodontic activity (UOA)	0
Carry forward orthodontic activity (UOA)	0
Baseline contract value	£397,221.02

ACCESS*

Patients seen in 24 months	Total	Change since previous quarter
Quarter ending September 2017	4,345	
Quarter ending December 2017	4,308	→
Quarter ending March 2018	4,303	→
Quarter ending June 2018	4,133	↓
Quarter ending September 2018	4,144	→
Variance since September 2017	(4.6%)	↓



ACTIVITY



Month	Adjusted Scheduled Activity (UDA)	
	2018	2019
April	330	325
May	817	1,514
June	2,462	2,567
July	3,738	3,996
August	5,104	5,330
September	6,618	6,587
October	8,105	
November	9,496	
December	10,166	
January	11,509	
February	13,193	
March	14,819	
April	15,630	
May	15,643	
June	15,643	

QUALITY

	Quantity	Base Number	Contract	AT	Region	England
% of FP17s for the same patient ID Re-attending within 3 months - Children	50	634	7.9%	10.5%	11.5%	11.6%
% of FP17s for the same patient ID Re-attending within 3 months - Adults	153	1,379	11.1%	15.7%	16.5%	15.5%
% of FP17s for the same patient ID Re-attending between 3 & 9 months - Children	245	634	38.6%	44.8%	48.5%	58.8%
% of FP17s for the same patient ID Re-attending between 3 & 9 months - Adults	457	1,379	33.1%	37.0%	39.1%	51.1%
% of FP17s for Band 1 Urgent Courses	282	1,835	15.4%	10.9%	10.6%	9.0%
% of FP17s Relating to Free Repair or Replacements	0	1,835	0.0%	0.5%	0.5%	0.8%
% of FP17s Relating to Continuations	7	1,835	0.4%	0.7%	0.7%	0.9%
% of Patients satisfied with the dentistry they have received	0	0	N/A	90.7%	90.5%	93.3%
% of Patients satisfied with the time they had to wait for an appointment	0	0	N/A	82.5%	85.1%	88.9%

* This is based on patients treated on this contract for their most recent course of treatment. Figures in italics indicate the base number of FP17s or Patient Questionnaire responses are less than 100. N/A is shown where the base number of responses is less than 10 during the period. % is calculated as Quantity/Base number*100

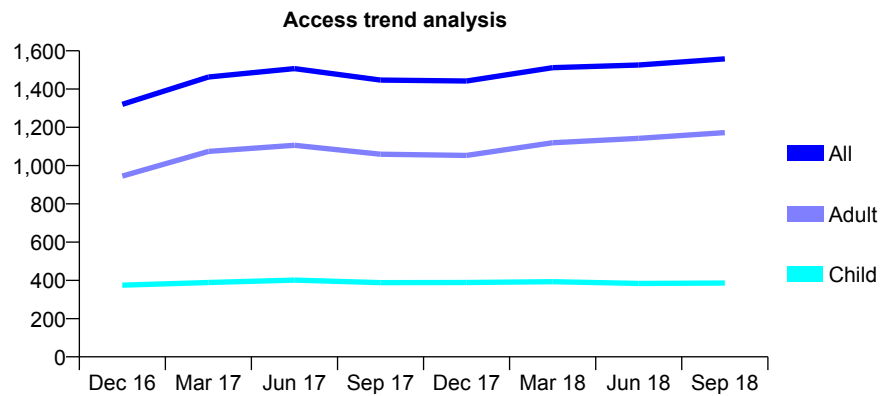
Q61 - Vital Signs At a Glance Contract Report for 766895/0005 - September 2018

Name or company name	MR M SOLTAN MOHAMMADI KHAYAT
Contract type name	GDS Contract
Purpose of contract	General
Contract start date	01/06/2015
Contract end date	

18/19 Contracted general activity (UDA)	5,000
Carry forward general activity (UDA)	-8
18/19 Contracted orthodontic activity (UOA)	0
Carry forward orthodontic activity (UOA)	0
Baseline contract value	£160,820.88

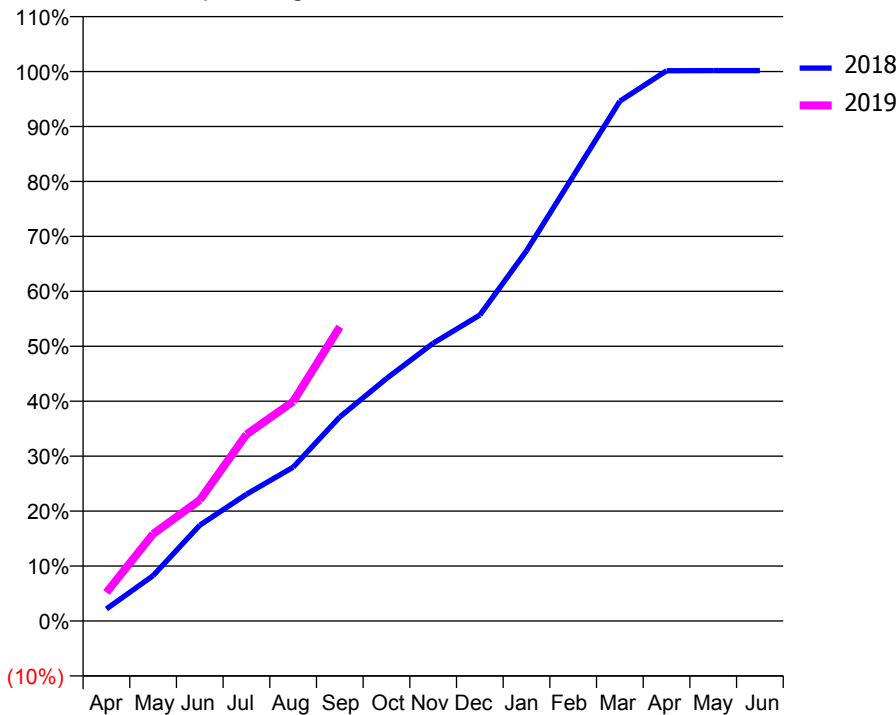
ACCESS*

Patients seen in 24 months	Total	Change since previous quarter
Quarter ending September 2017	1,447	
Quarter ending December 2017	1,442	→
Quarter ending March 2018	1,512	↑
Quarter ending June 2018	1,526	→
Quarter ending September 2018	1,558	↑
Variance since September 2017	7.7%	↑



ACTIVITY

Cumulative percentage of contracted UDA delivered 2018 & 2019



Month	Adjusted Scheduled Activity (UDA)	
	2018	2019
April	110	260
May	413	793
June	872	1,101
July	1,154	1,698
August	1,400	1,997
September	1,857	2,677
October	2,207	
November	2,529	
December	2,784	
January	3,369	
February	4,049	
March	4,730	
April	5,006	
May	5,008	
June	5,008	

QUALITY

	Quantity	Base Number	Contract	AT	Region	England
% of FP17s for the same patient ID Re-attending within 3 months - Children	15	221	6.8%	10.5%	11.5%	11.6%
% of FP17s for the same patient ID Re-attending within 3 months - Adults	83	573	14.5%	15.7%	16.5%	15.5%
% of FP17s for the same patient ID Re-attending between 3 & 9 months - Children	78	221	35.3%	44.8%	48.5%	58.8%
% of FP17s for the same patient ID Re-attending between 3 & 9 months - Adults	130	573	22.7%	37.0%	39.1%	51.1%
% of FP17s for Band 1 Urgent Courses	61	745	8.2%	10.9%	10.6%	9.0%
% of FP17s Relating to Free Repair or Replacements	2	745	0.3%	0.5%	0.5%	0.8%
% of FP17s Relating to Continuations	2	745	0.3%	0.7%	0.7%	0.9%
% of Patients satisfied with the dentistry they have received	0	0	N/A	90.7%	90.5%	93.3%
% of Patients satisfied with the time they had to wait for an appointment	0	0	N/A	82.5%	85.1%	88.9%

* This is based on patients treated on this contract for their most recent course of treatment. Figures in italics indicate the base number of FP17s or Patient Questionnaire responses are less than 100. N/A is shown where the base number of responses is less than 10 during the period. % is calculated as Quantity/Base number*100

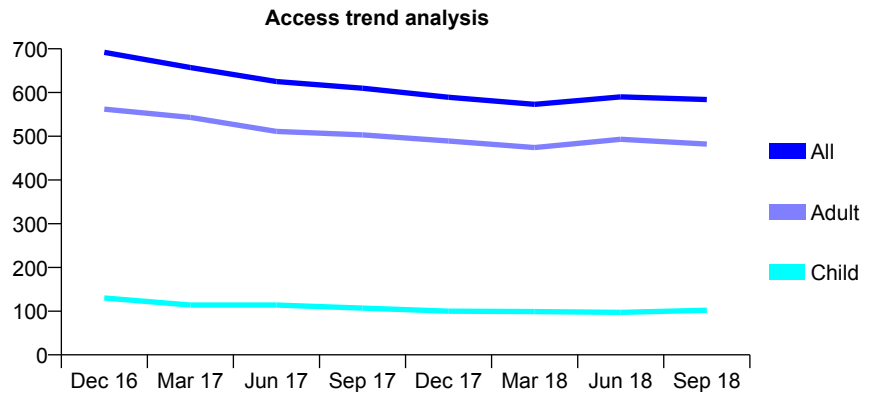
Q61 - Vital Signs At a Glance Contract Report for 769037/0001 - September 2018

Name or company name	MR B VARNAMKHASTY
Contract type name	GDS Contract
Purpose of contract	General
Contract start date	01/04/2006
Contract end date	

18/19 Contracted general activity (UDA)	2,936
Carry forward general activity (UDA)	0
18/19 Contracted orthodontic activity (UOA)	0
Carry forward orthodontic activity (UOA)	0
Baseline contract value	£95,907.51

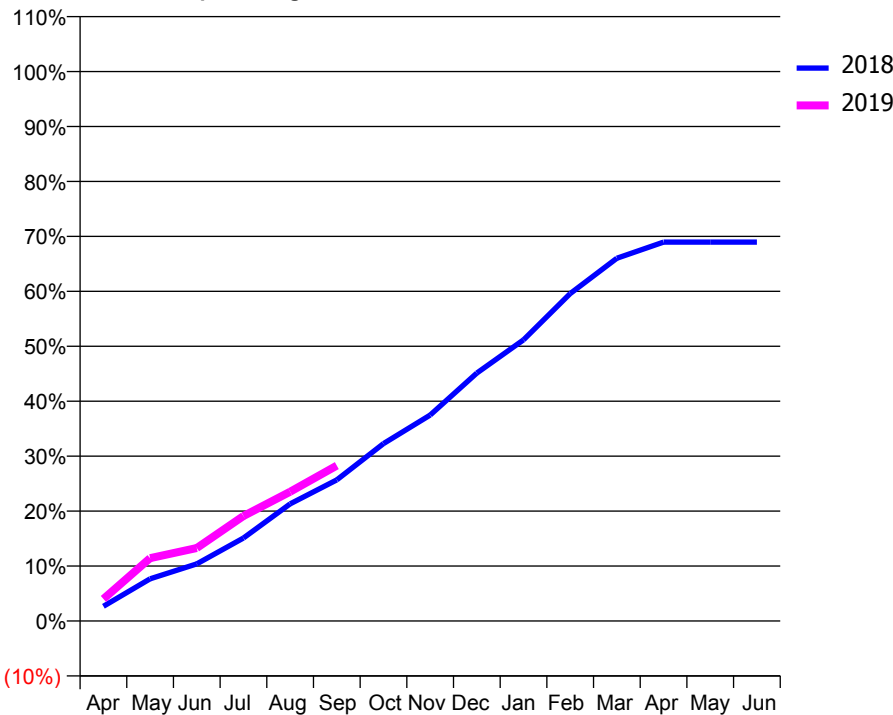
ACCESS*

Patients seen in 24 months	Total	Change since previous quarter
Quarter ending September 2017	610	
Quarter ending December 2017	589	↓
Quarter ending March 2018	573	↓
Quarter ending June 2018	590	↑
Quarter ending September 2018	584	↓
Variance since September 2017	(4.3%)	↓



ACTIVITY

Cumulative percentage of contracted UDA delivered 2018 & 2019



Adjusted Scheduled Activity (UDA)		
Month	2018	2019
April	79	118
May	225	336
June	305	390
July	443	561
August	626	690
September	754	831
October	948	
November	1,100	
December	1,325	
January	1,502	
February	1,749	
March	1,938	
April	2,024	
May	2,024	
June	2,024	

QUALITY

	Quantity	Base Number	Contract	AT	Region	England
% of FP17s for the same patient ID Re-attending within 3 months - Children	1	58	1.7%	10.5%	11.5%	11.6%
% of FP17s for the same patient ID Re-attending within 3 months - Adults	14	227	6.2%	15.7%	16.5%	15.5%
% of FP17s for the same patient ID Re-attending between 3 & 9 months - Children	27	58	46.6%	44.8%	48.5%	58.8%
% of FP17s for the same patient ID Re-attending between 3 & 9 months - Adults	68	227	30.0%	37.0%	39.1%	51.1%
% of FP17s for Band 1 Urgent Courses	13	259	5.0%	10.9%	10.6%	9.0%
% of FP17s Relating to Free Repair or Replacements	1	259	0.4%	0.5%	0.5%	0.8%
% of FP17s Relating to Continuations	0	259	0.0%	0.7%	0.7%	0.9%
% of Patients satisfied with the dentistry they have received	0	0	N/A	90.7%	90.5%	93.3%
% of Patients satisfied with the time they had to wait for an appointment	0	0	N/A	82.5%	85.1%	88.9%

* This is based on patients treated on this contract for their most recent course of treatment. Figures in italics indicate the base number of FP17s or Patient Questionnaire responses are less than 100. N/A is shown where the base number of responses is less than 10 during the period. % is calculated as Quantity/Base number*100

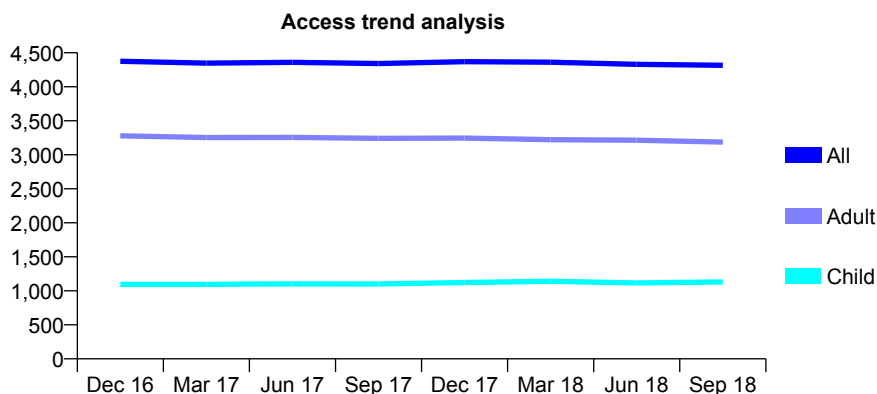
Q61 - Vital Signs At a Glance Contract Report for 769568/0001 - September 2018

Name or company name	MRS M RAFIEE
Contract type name	GDS Contract
Purpose of contract	General
Contract start date	01/04/2006
Contract end date	

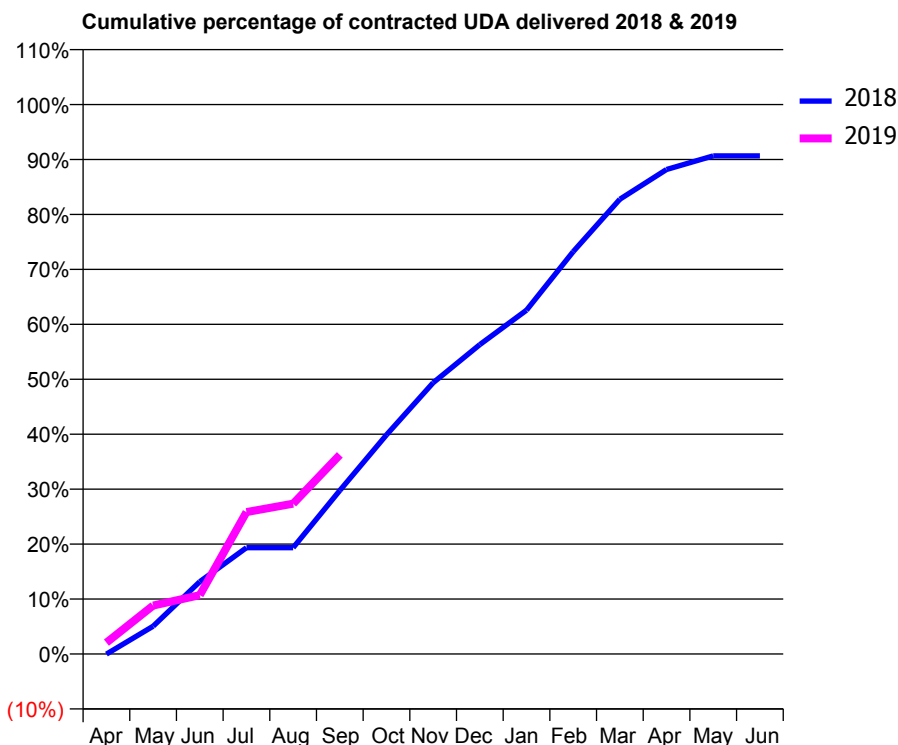
18/19 Contracted general activity (UDA)	12,620
Carry forward general activity (UDA)	0
18/19 Contracted orthodontic activity (UOA)	0
Carry forward orthodontic activity (UOA)	0
Baseline contract value	£362,621.71

ACCESS*

Patients seen in 24 months	Total	Change since previous quarter
Quarter ending September 2017	4,343	
Quarter ending December 2017	4,369	→
Quarter ending March 2018	4,362	→
Quarter ending June 2018	4,330	→
Quarter ending September 2018	4,317	→
Variance since September 2017	(0.6%)	→



ACTIVITY



Month	Adjusted Scheduled Activity (UDA)	
	2018	2019
April	-6	261
May	639	1,113
June	1,662	1,353
July	2,443	3,259
August	2,443	3,453
September	3,756	4,575
October	5,034	
November	6,230	
December	7,108	
January	7,895	
February	9,242	
March	10,445	
April	11,128	
May	11,441	
June	11,441	

QUALITY

	Quantity	Base Number	Contract	AT	Region	England
% of FP17s for the same patient ID Re-attending within 3 months - Children	47	654	7.2%	10.5%	11.5%	11.6%
% of FP17s for the same patient ID Re-attending within 3 months - Adults	173	1,589	10.9%	15.7%	16.5%	15.5%
% of FP17s for the same patient ID Re-attending between 3 & 9 months - Children	271	654	41.4%	44.8%	48.5%	58.8%
% of FP17s for the same patient ID Re-attending between 3 & 9 months - Adults	562	1,589	35.4%	37.0%	39.1%	51.1%
% of FP17s for Band 1 Urgent Courses	227	1,850	12.3%	10.9%	10.6%	9.0%
% of FP17s Relating to Free Repair or Replacements	7	1,850	0.4%	0.5%	0.5%	0.8%
% of FP17s Relating to Continuations	17	1,850	0.9%	0.7%	0.7%	0.9%
% of Patients satisfied with the dentistry they have received	3	3	N/A	90.7%	90.5%	93.3%
% of Patients satisfied with the time they had to wait for an appointment	3	3	N/A	82.5%	85.1%	88.9%

* This is based on patients treated on this contract for their most recent course of treatment. Figures in italics indicate the base number of FP17s or Patient Questionnaire responses are less than 100. N/A is shown where the base number of responses is less than 10 during the period. % is calculated as Quantity/Base number*100

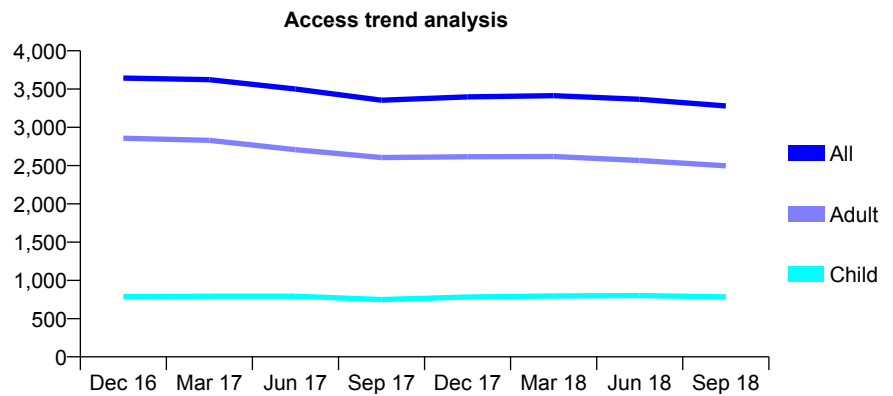
Q61 - Vital Signs At a Glance Contract Report for 778249/0001 - September 2018

Name or company name	MISS RJ SANGHVI
Contract type name	GDS Contract
Purpose of contract	General
Contract start date	01/09/2011
Contract end date	

18/19 Contracted general activity (UDA)	8,726
Carry forward general activity (UDA)	156
18/19 Contracted orthodontic activity (UOA)	0
Carry forward orthodontic activity (UOA)	0
Baseline contract value	£209,913.23

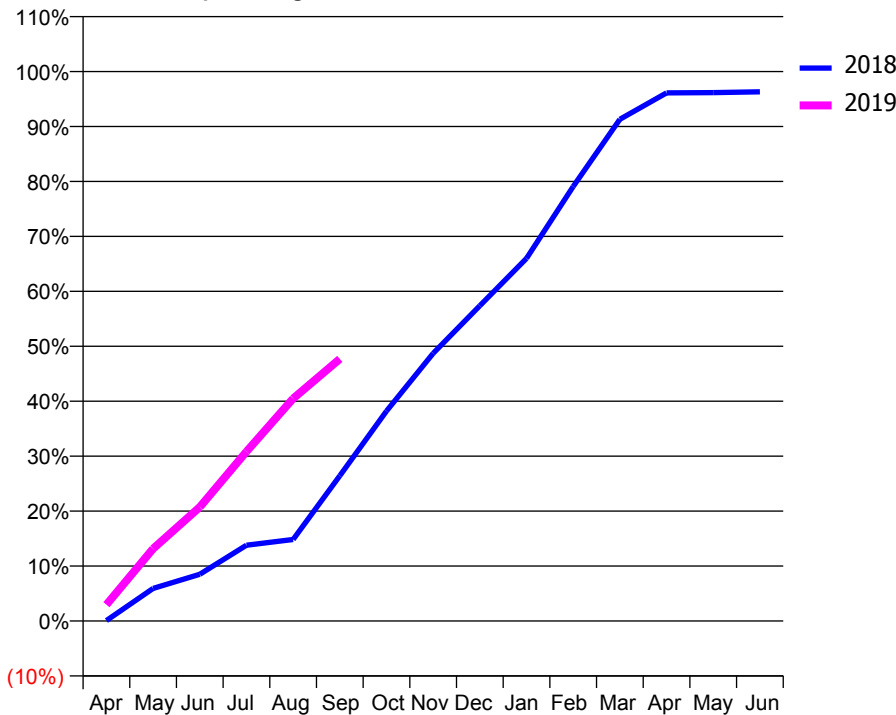
ACCESS*

Patients seen in 24 months	Total	Change since previous quarter
Quarter ending September 2017	3,354	
Quarter ending December 2017	3,397	→
Quarter ending March 2018	3,413	→
Quarter ending June 2018	3,367	↓
Quarter ending September 2018	3,279	↓
Variance since September 2017	(2.2%)	↓



ACTIVITY

Cumulative percentage of contracted UDA delivered 2018 & 2019



Month	Adjusted Scheduled Activity (UDA)	
	2018	2019
April	7	260
May	519	1,148
June	741	1,808
July	1,203	2,691
August	1,295	3,534
September	2,306	4,162
October	3,333	
November	4,251	
December	5,006	
January	5,758	
February	6,899	
March	7,967	
April	8,387	
May	8,391	
June	8,404	

QUALITY

	Quantity	Base Number	Contract	AT	Region	England
% of FP17s for the same patient ID Re-attending within 3 months - Children	52	536	9.7%	10.5%	11.5%	11.6%
% of FP17s for the same patient ID Re-attending within 3 months - Adults	183	1,252	14.6%	15.7%	16.5%	15.5%
% of FP17s for the same patient ID Re-attending between 3 & 9 months - Children	251	536	46.8%	44.8%	48.5%	58.8%
% of FP17s for the same patient ID Re-attending between 3 & 9 months - Adults	467	1,252	37.3%	37.0%	39.1%	51.1%
% of FP17s for Band 1 Urgent Courses	173	1,662	10.4%	10.9%	10.6%	9.0%
% of FP17s Relating to Free Repair or Replacements	12	1,662	0.7%	0.5%	0.5%	0.8%
% of FP17s Relating to Continuations	7	1,662	0.4%	0.7%	0.7%	0.9%
% of Patients satisfied with the dentistry they have received	3	3	N/A	90.7%	90.5%	93.3%
% of Patients satisfied with the time they had to wait for an appointment	2	3	N/A	82.5%	85.1%	88.9%

* This is based on patients treated on this contract for their most recent course of treatment. Figures in italics indicate the base number of FP17s or Patient Questionnaire responses are less than 100. N/A is shown where the base number of responses is less than 10 during the period. % is calculated as Quantity/Base number*100

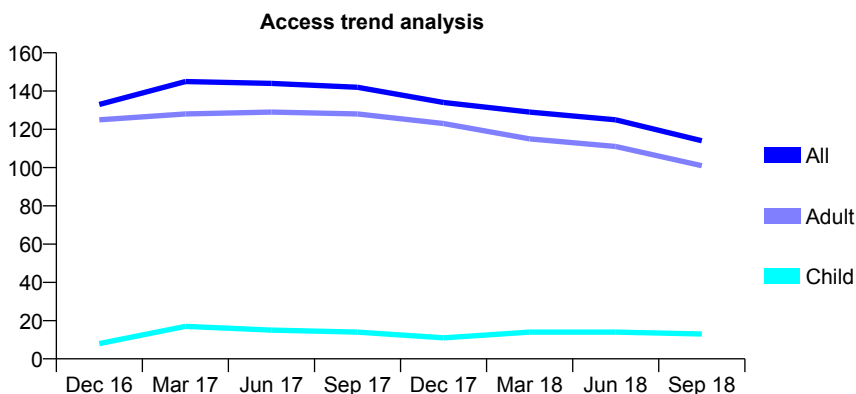
Q61 - Vital Signs At a Glance Contract Report for 781800/0001 - September 2018

Name or company name	MR B NISAR
Contract type name	GDS Contract
Purpose of contract	General
Contract start date	28/07/2011
Contract end date	

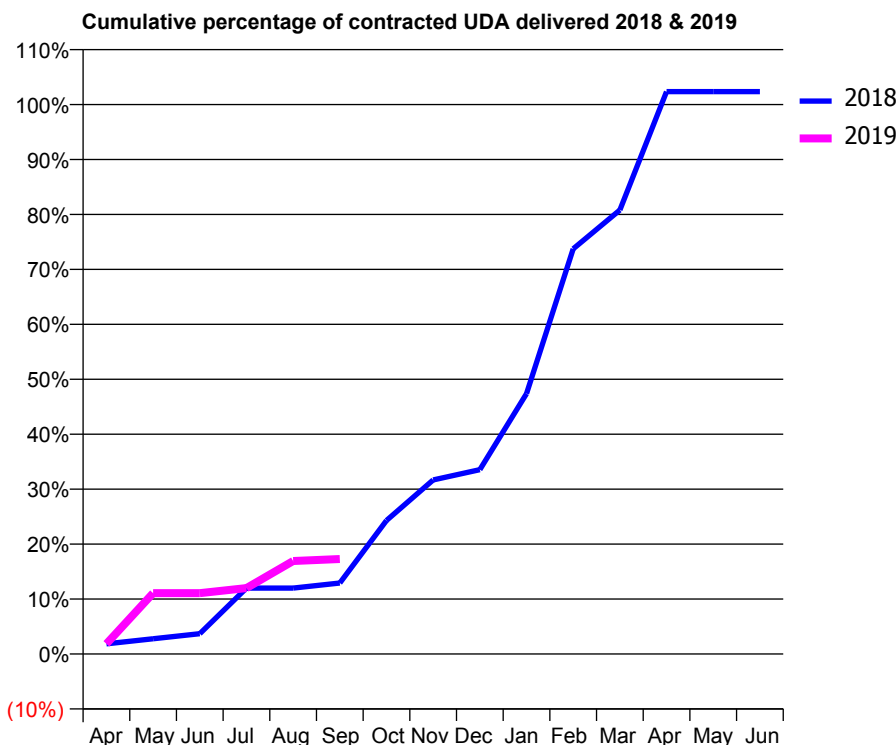
18/19 Contracted general activity (UDA)	325
Carry forward general activity (UDA)	-6
18/19 Contracted orthodontic activity (UOA)	0
Carry forward orthodontic activity (UOA)	0
Baseline contract value	£7,507.37

ACCESS*

Patients seen in 24 months	Total	Change since previous quarter
Quarter ending September 2017	142	
Quarter ending December 2017	134	↓
Quarter ending March 2018	129	↓
Quarter ending June 2018	125	↓
Quarter ending September 2018	114	↓
Variance since September 2017	(19.7%)	↓



ACTIVITY



Month	Adjusted Scheduled Activity (UDA)	
	2018	2019
April	6	6
May	9	36
June	12	36
July	39	39
August	39	55
September	42	56
October	79	
November	103	
December	109	
January	154	
February	240	
March	263	
April	333	
May	333	
June	333	

QUALITY

	Quantity	Base Number	Contract	AT	Region	England
% of FP17s for the same patient ID Re-attending within 3 months - Children	0	1	0.0%	10.5%	11.5%	11.6%
% of FP17s for the same patient ID Re-attending within 3 months - Adults	2	17	11.8%	15.7%	16.5%	15.5%
% of FP17s for the same patient ID Re-attending between 3 & 9 months - Children	0	1	0.0%	44.8%	48.5%	58.8%
% of FP17s for the same patient ID Re-attending between 3 & 9 months - Adults	4	17	23.5%	37.0%	39.1%	51.1%
% of FP17s for Band 1 Urgent Courses	1	9	11.1%	10.9%	10.6%	9.0%
% of FP17s Relating to Free Repair or Replacements	0	9	0.0%	0.5%	0.5%	0.8%
% of FP17s Relating to Continuations	0	9	0.0%	0.7%	0.7%	0.9%
% of Patients satisfied with the dentistry they have received	0	0	N/A	90.7%	90.5%	93.3%
% of Patients satisfied with the time they had to wait for an appointment	0	0	N/A	82.5%	85.1%	88.9%

* This is based on patients treated on this contract for their most recent course of treatment. Figures in italics indicate the base number of FP17s or Patient Questionnaire responses are less than 100. N/A is shown where the base number of responses is less than 10 during the period. % is calculated as Quantity/Base number*100

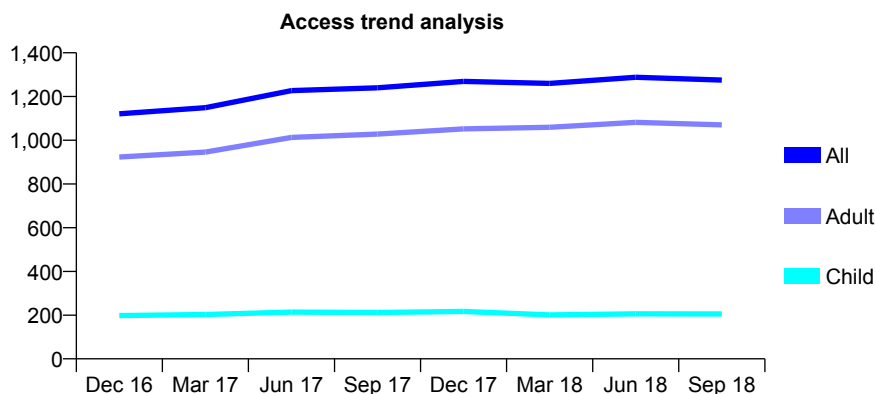
Q61 - Vital Signs At a Glance Contract Report for 782874/0001 - September 2018

Name or company name	MR DR SADOH
Contract type name	GDS Contract
Purpose of contract	General
Contract start date	01/04/2006
Contract end date	

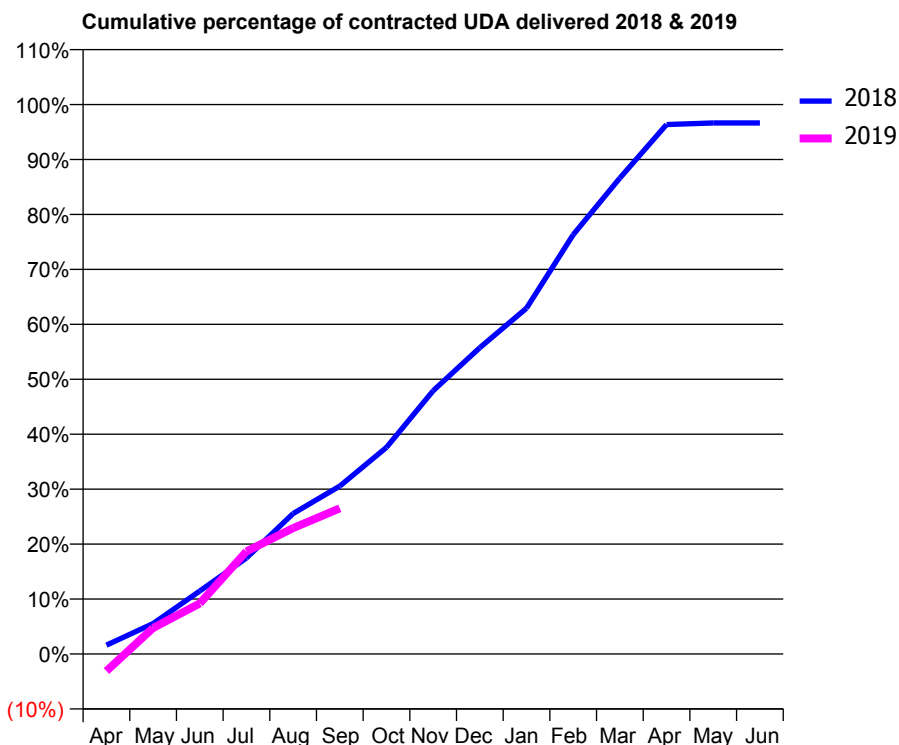
18/19 Contracted general activity (UDA)	4,263
Carry forward general activity (UDA)	144
18/19 Contracted orthodontic activity (UOA)	0
Carry forward orthodontic activity (UOA)	0
Baseline contract value	£153,963.00

ACCESS*

Patients seen in 24 months	Total	Change since previous quarter
Quarter ending September 2017	1,240	
Quarter ending December 2017	1,269	↑
Quarter ending March 2018	1,260	→
Quarter ending June 2018	1,288	↑
Quarter ending September 2018	1,275	↓
Variance since September 2017	2.8%	↑



ACTIVITY



Month	Adjusted Scheduled Activity (UDA)	
	2018	2019
April	69	-133
May	236	203
June	489	392
July	745	796
August	1,090	977
September	1,303	1,130
October	1,603	
November	2,042	
December	2,377	
January	2,683	
February	3,253	
March	3,693	
April	4,107	
May	4,119	
June	4,119	

QUALITY

	Quantity	Base Number	Contract	AT	Region	England
% of FP17s for the same patient ID Re-attending within 3 months - Children	4	87	4.6%	10.5%	11.5%	11.6%
% of FP17s for the same patient ID Re-attending within 3 months - Adults	60	436	13.8%	15.7%	16.5%	15.5%
% of FP17s for the same patient ID Re-attending between 3 & 9 months - Children	33	87	37.9%	44.8%	48.5%	58.8%
% of FP17s for the same patient ID Re-attending between 3 & 9 months - Adults	88	436	20.2%	37.0%	39.1%	51.1%
% of FP17s for Band 1 Urgent Courses	155	466	33.3%	10.9%	10.6%	9.0%
% of FP17s Relating to Free Repair or Replacements	0	466	0.0%	0.5%	0.5%	0.8%
% of FP17s Relating to Continuations	0	466	0.0%	0.7%	0.7%	0.9%
% of Patients satisfied with the dentistry they have received	1	1	N/A	90.7%	90.5%	93.3%
% of Patients satisfied with the time they had to wait for an appointment	1	1	N/A	82.5%	85.1%	88.9%

* This is based on patients treated on this contract for their most recent course of treatment. Figures in italics indicate the base number of FP17s or Patient Questionnaire responses are less than 100. N/A is shown where the base number of responses is less than 10 during the period. % is calculated as Quantity/Base number*100

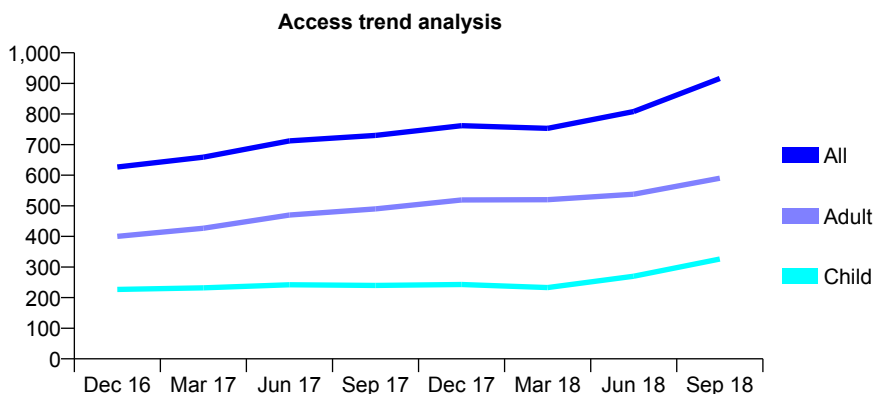
Q61 - Vital Signs At a Glance Contract Report for 783099/0001 - September 2018

Name or company name	Shape Dental Clinic
Contract type name	GDS Contract
Purpose of contract	General
Contract start date	01/12/2007
Contract end date	

18/19 Contracted general activity (UDA)	3,600
Carry forward general activity (UDA)	0
18/19 Contracted orthodontic activity (UOA)	0
Carry forward orthodontic activity (UOA)	0
Baseline contract value	£98,298.63

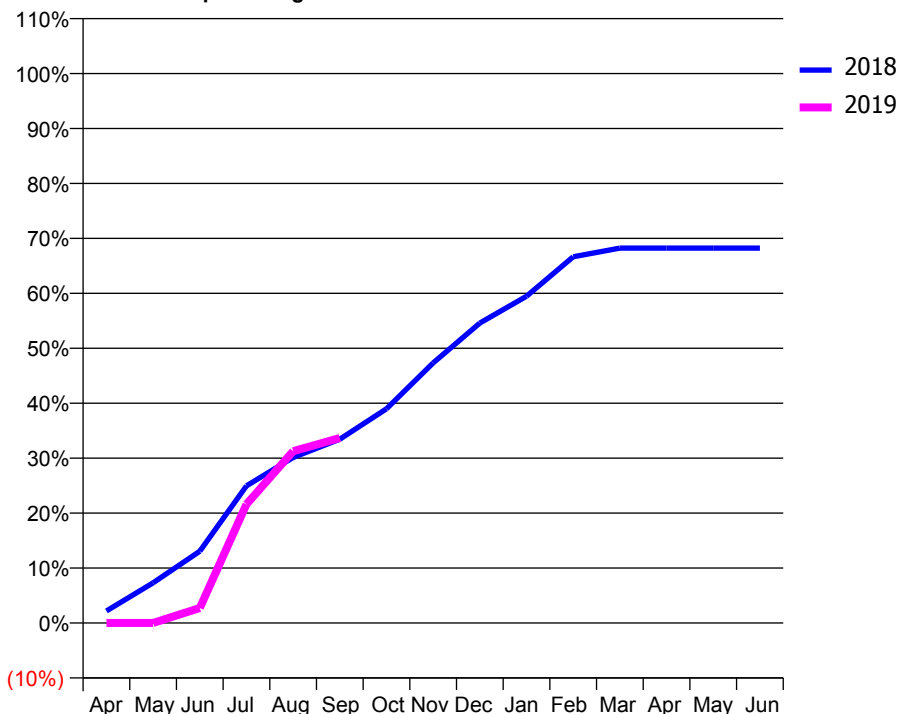
ACCESS*

Patients seen in 24 months	Total	Change since previous quarter
Quarter ending September 2017	730	
Quarter ending December 2017	762	↑
Quarter ending March 2018	753	↓
Quarter ending June 2018	808	↑
Quarter ending September 2018	916	↑
Variance since September 2017	25.5%	↑



ACTIVITY

Cumulative percentage of contracted UDA delivered 2018 & 2019



Adjusted Scheduled Activity (UDA)		
Month	2018	2019
April	79	0
May	263	0
June	471	98
July	899	778
August	1,084	1,126
September	1,204	1,212
October	1,403	
November	1,704	
December	1,965	
January	2,141	
February	2,399	
March	2,456	
April	2,456	
May	2,456	
June	2,456	

QUALITY

	Quantity	Base Number	Contract	AT	Region	England
% of FP17s for the same patient ID Re-attending within 3 months - Children	8	199	4.0%	10.5%	11.5%	11.6%
% of FP17s for the same patient ID Re-attending within 3 months - Adults	14	199	7.0%	15.7%	16.5%	15.5%
% of FP17s for the same patient ID Re-attending between 3 & 9 months - Children	32	199	16.1%	44.8%	48.5%	58.8%
% of FP17s for the same patient ID Re-attending between 3 & 9 months - Adults	34	199	17.1%	37.0%	39.1%	51.1%
% of FP17s for Band 1 Urgent Courses	19	398	4.8%	10.9%	10.6%	9.0%
% of FP17s Relating to Free Repair or Replacements	0	398	0.0%	0.5%	0.5%	0.8%
% of FP17s Relating to Continuations	0	398	0.0%	0.7%	0.7%	0.9%
% of Patients satisfied with the dentistry they have received	0	0	N/A	90.7%	90.5%	93.3%
% of Patients satisfied with the time they had to wait for an appointment	0	0	N/A	82.5%	85.1%	88.9%

* This is based on patients treated on this contract for their most recent course of treatment. Figures in italics indicate the base number of FP17s or Patient Questionnaire responses are less than 100. N/A is shown where the base number of responses is less than 10 during the period. % is calculated as Quantity/Base number*100

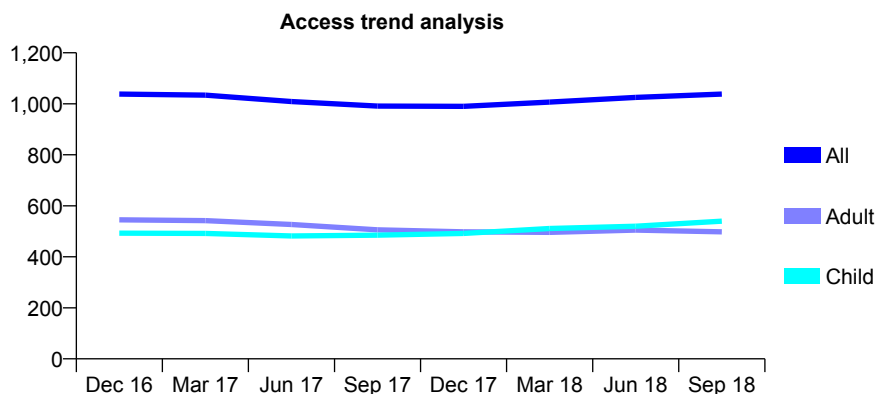
Q61 - Vital Signs At a Glance Contract Report for 785490/0001 - September 2018

Name or company name	MRS FI OLUYANNWO
Contract type name	GDS Contract
Purpose of contract	General
Contract start date	09/11/2009
Contract end date	

18/19 Contracted general activity (UDA)	2,582
Carry forward general activity (UDA)	2
18/19 Contracted orthodontic activity (UOA)	0
Carry forward orthodontic activity (UOA)	0
Baseline contract value	£93,836.54

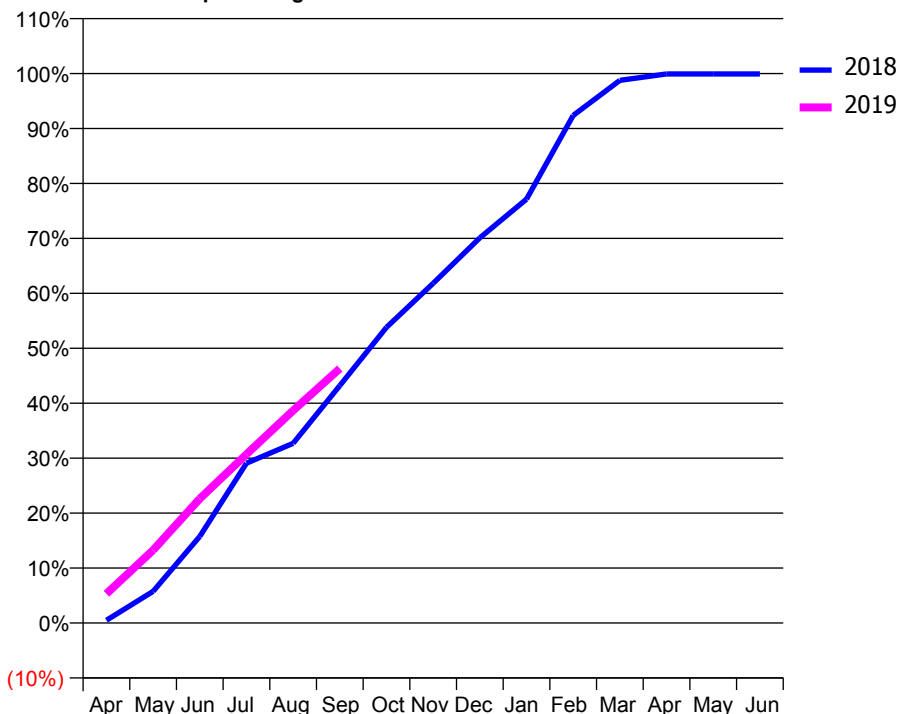
ACCESS*

Patients seen in 24 months	Total	Change since previous quarter
Quarter ending September 2017	991	
Quarter ending December 2017	990	→
Quarter ending March 2018	1,007	→
Quarter ending June 2018	1,025	→
Quarter ending September 2018	1,038	→
Variance since September 2017	4.7%	↑



ACTIVITY

Cumulative percentage of contracted UDA delivered 2018 & 2019



Month	Adjusted Scheduled Activity (UDA)	
	2018	2019
April	13	138
May	149	342
June	407	584
July	751	793
August	844	998
September	1,116	1,196
October	1,389	
November	1,596	
December	1,810	
January	1,992	
February	2,385	
March	2,550	
April	2,580	
May	2,580	
June	2,580	

QUALITY

	Quantity	Base Number	Contract	AT	Region	England
% of FP17s for the same patient ID Re-attending within 3 months - Children	16	378	4.2%	10.5%	11.5%	11.6%
% of FP17s for the same patient ID Re-attending within 3 months - Adults	18	252	7.1%	15.7%	16.5%	15.5%
% of FP17s for the same patient ID Re-attending between 3 & 9 months - Children	227	378	60.1%	44.8%	48.5%	58.8%
% of FP17s for the same patient ID Re-attending between 3 & 9 months - Adults	118	252	46.8%	37.0%	39.1%	51.1%
% of FP17s for Band 1 Urgent Courses	15	608	2.5%	10.9%	10.6%	9.0%
% of FP17s Relating to Free Repair or Replacements	0	608	0.0%	0.5%	0.5%	0.8%
% of FP17s Relating to Continuations	1	608	0.2%	0.7%	0.7%	0.9%
% of Patients satisfied with the dentistry they have received	0	0	N/A	90.7%	90.5%	93.3%
% of Patients satisfied with the time they had to wait for an appointment	0	0	N/A	82.5%	85.1%	88.9%

* This is based on patients treated on this contract for their most recent course of treatment. Figures in italics indicate the base number of FP17s or Patient Questionnaire responses are less than 100. N/A is shown where the base number of responses is less than 10 during the period. % is calculated as Quantity/Base number*100

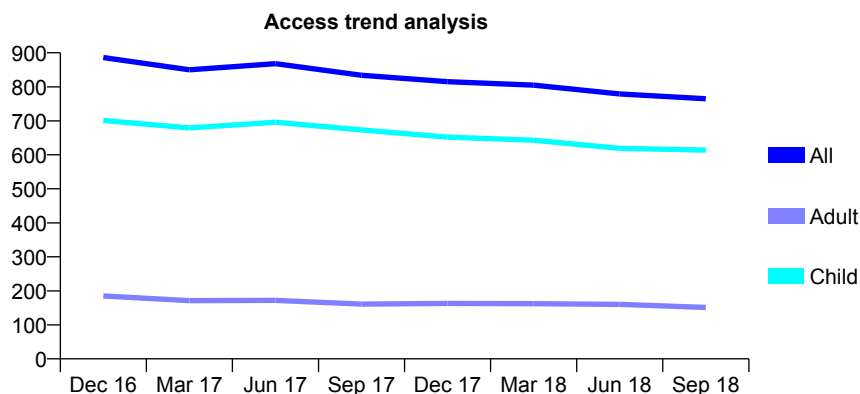
Q61 - Vital Signs At a Glance Contract Report for 785806/0001 - September 2018

Name or company name	MR M BHARDWAJ
Contract type name	GDS Contract
Purpose of contract	General
Contract start date	01/01/2013
Contract end date	

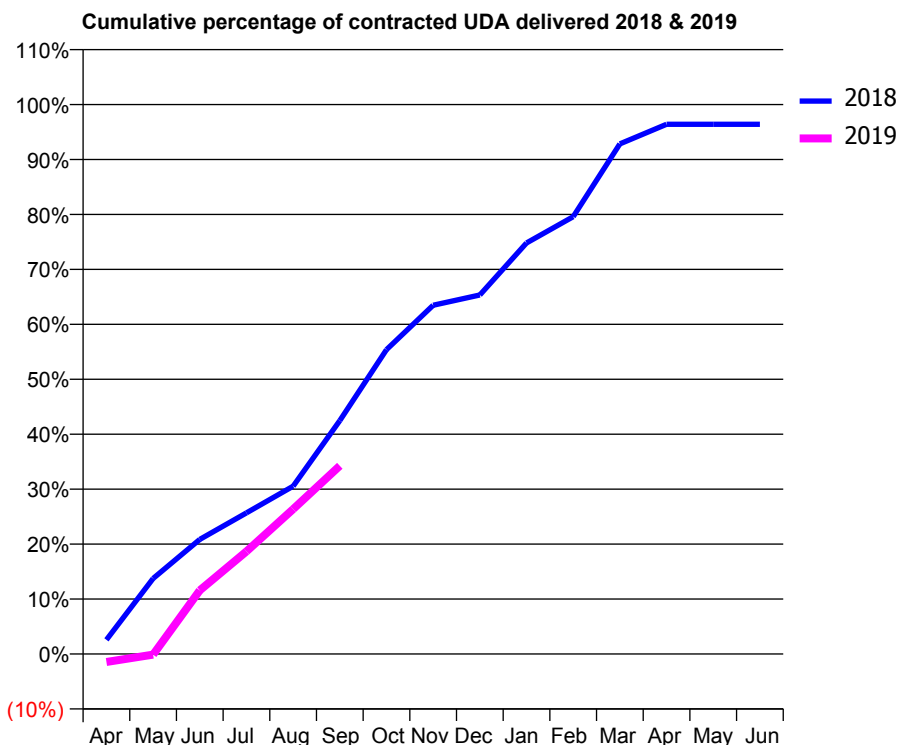
18/19 Contracted general activity (UDA)	1,850
Carry forward general activity (UDA)	66
18/19 Contracted orthodontic activity (UOA)	0
Carry forward orthodontic activity (UOA)	0
Baseline contract value	£48,100.38

ACCESS*

Patients seen in 24 months	Total	Change since previous quarter
Quarter ending September 2017	834	
Quarter ending December 2017	815	↓
Quarter ending March 2018	805	↓
Quarter ending June 2018	779	↓
Quarter ending September 2018	765	↓
Variance since September 2017	(8.3%)	↓



ACTIVITY



Month	Adjusted Scheduled Activity (UDA)	
	2018	2019
April	48	-27
May	254	-2
June	386	214
July	475	346
August	565	488
September	786	634
October	1,025	
November	1,174	
December	1,209	
January	1,384	
February	1,472	
March	1,717	
April	1,784	
May	1,784	
June	1,784	

QUALITY

	Quantity	Base Number	Contract	AT	Region	England
% of FP17s for the same patient ID Re-attending within 3 months - Children	30	359	8.4%	10.5%	11.5%	11.6%
% of FP17s for the same patient ID Re-attending within 3 months - Adults	7	40	17.5%	15.7%	16.5%	15.5%
% of FP17s for the same patient ID Re-attending between 3 & 9 months - Children	163	359	45.4%	44.8%	48.5%	58.8%
% of FP17s for the same patient ID Re-attending between 3 & 9 months - Adults	16	40	40.0%	37.0%	39.1%	51.1%
% of FP17s for Band 1 Urgent Courses	18	374	4.8%	10.9%	10.6%	9.0%
% of FP17s Relating to Free Repair or Replacements	1	374	0.3%	0.5%	0.5%	0.8%
% of FP17s Relating to Continuations	1	374	0.3%	0.7%	0.7%	0.9%
% of Patients satisfied with the dentistry they have received	0	0	N/A	90.7%	90.5%	93.3%
% of Patients satisfied with the time they had to wait for an appointment	0	0	N/A	82.5%	85.1%	88.9%

* This is based on patients treated on this contract for their most recent course of treatment. Figures in italics indicate the base number of FP17s or Patient Questionnaire responses are less than 100. N/A is shown where the base number of responses is less than 10 during the period. % is calculated as Quantity/Base number*100

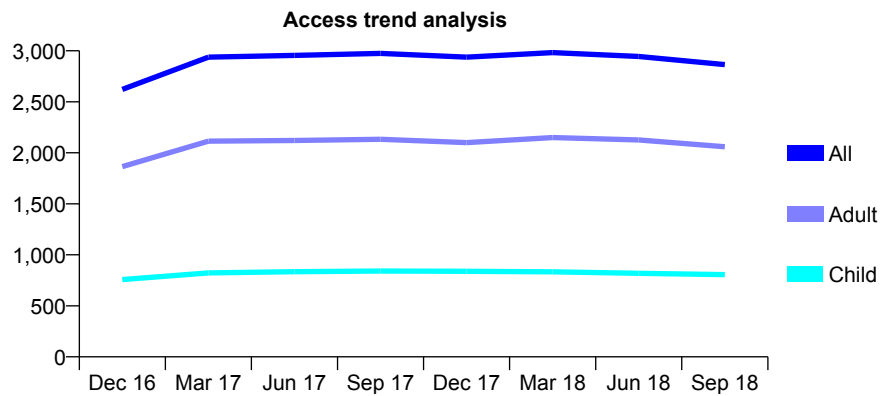
Q61 - Vital Signs At a Glance Contract Report for 785946/0001 - September 2018

Name or company name	MR M BEHNAM
Contract type name	GDS Contract
Purpose of contract	General
Contract start date	01/04/2015
Contract end date	

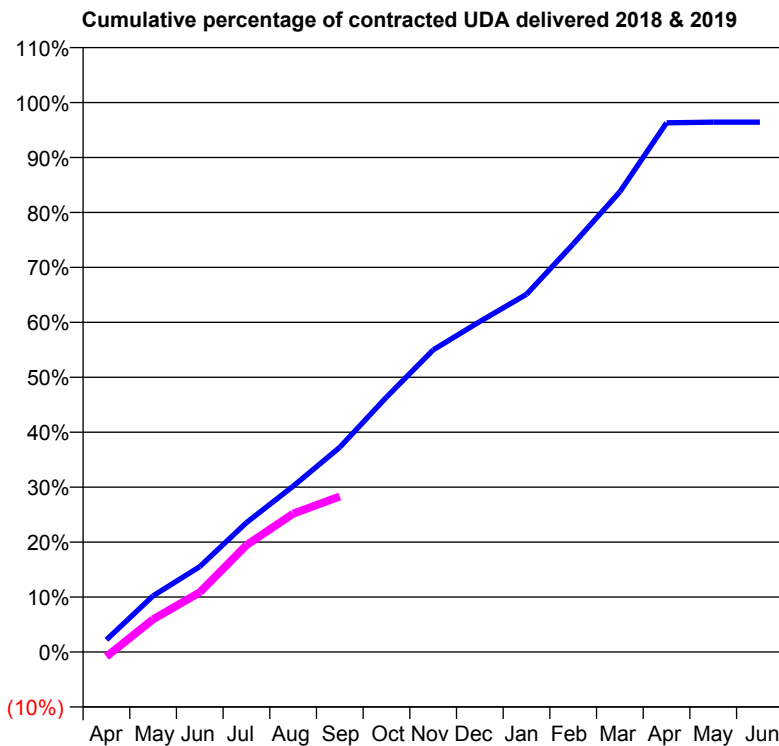
18/19 Contracted general activity (UDA)	9,969
Carry forward general activity (UDA)	355
18/19 Contracted orthodontic activity (UOA)	0
Carry forward orthodontic activity (UOA)	0
Baseline contract value	£243,838.72

ACCESS*

Patients seen in 24 months	Total	Change since previous quarter
Quarter ending September 2017	2,974	
Quarter ending December 2017	2,938	↓
Quarter ending March 2018	2,983	→
Quarter ending June 2018	2,945	↓
Quarter ending September 2018	2,865	↓
Variance since September 2017	(3.7%)	↓



ACTIVITY



Month	Adjusted Scheduled Activity (UDA)	
	2018	2019
April	221	-85
May	1,020	593
June	1,551	1,082
July	2,349	1,938
August	3,008	2,509
September	3,714	2,822
October	4,625	
November	5,481	
December	5,996	
January	6,490	
February	7,400	
March	8,351	
April	9,602	
May	9,614	
June	9,614	

QUALITY

	Quantity	Base Number	Contract	AT	Region	England
% of FP17s for the same patient ID Re-attending within 3 months - Children	42	424	9.9%	10.5%	11.5%	11.6%
% of FP17s for the same patient ID Re-attending within 3 months - Adults	140	977	14.3%	15.7%	16.5%	15.5%
% of FP17s for the same patient ID Re-attending between 3 & 9 months - Children	169	424	39.9%	44.8%	48.5%	58.8%
% of FP17s for the same patient ID Re-attending between 3 & 9 months - Adults	310	977	31.7%	37.0%	39.1%	51.1%
% of FP17s for Band 1 Urgent Courses	252	1,159	21.7%	10.9%	10.6%	9.0%
% of FP17s Relating to Free Repair or Replacements	5	1,159	0.4%	0.5%	0.5%	0.8%
% of FP17s Relating to Continuations	1	1,159	0.1%	0.7%	0.7%	0.9%
% of Patients satisfied with the dentistry they have received	0	0	N/A	90.7%	90.5%	93.3%
% of Patients satisfied with the time they had to wait for an appointment	0	0	N/A	82.5%	85.1%	88.9%

* This is based on patients treated on this contract for their most recent course of treatment. Figures in italics indicate the base number of FP17s or Patient Questionnaire responses are less than 100. N/A is shown where the base number of responses is less than 10 during the period. % is calculated as Quantity/Base number*100

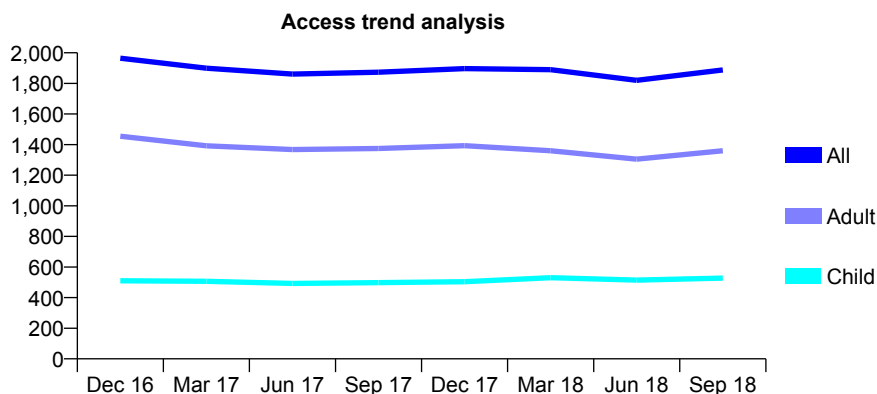
Q61 - Vital Signs At a Glance Contract Report for 787566/0001 - September 2018

Name or company name	DR P ZIAHOSSEINI
Contract type name	GDS Contract
Purpose of contract	General
Contract start date	15/04/2008
Contract end date	

18/19 Contracted general activity (UDA)	6,876
Carry forward general activity (UDA)	0
18/19 Contracted orthodontic activity (UOA)	0
Carry forward orthodontic activity (UOA)	0
Baseline contract value	£203,776.30

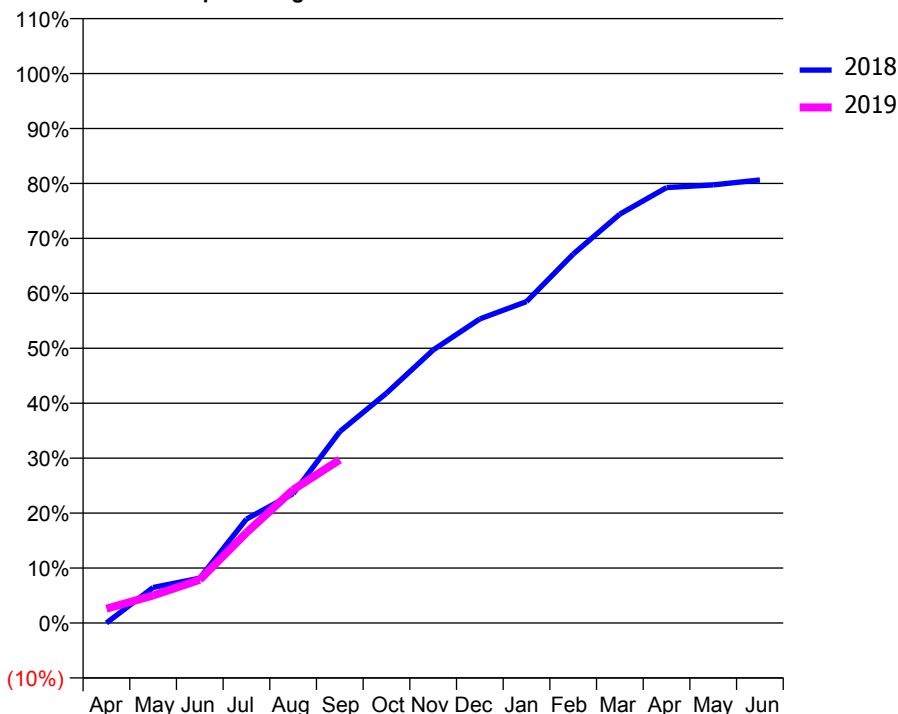
ACCESS*

Patients seen in 24 months	Total	Change since previous quarter
Quarter ending September 2017	1,873	
Quarter ending December 2017	1,897	→
Quarter ending March 2018	1,890	→
Quarter ending June 2018	1,820	↓
Quarter ending September 2018	1,888	↑
Variance since September 2017	0.8%	→



ACTIVITY

Cumulative percentage of contracted UDA delivered 2018 & 2019



Month	Adjusted Scheduled Activity (UDA)	
	2018	2019
April	0	179
May	445	345
June	562	541
July	1,300	1,131
August	1,619	1,667
September	2,395	2,043
October	2,876	
November	3,417	
December	3,806	
January	4,022	
February	4,615	
March	5,116	
April	5,448	
May	5,482	
June	5,544	

QUALITY

	Quantity	Base Number	Contract	AT	Region	England
% of FP17s for the same patient ID Re-attending within 3 months - Children	46	404	11.4%	10.5%	11.5%	11.6%
% of FP17s for the same patient ID Re-attending within 3 months - Adults	135	825	16.4%	15.7%	16.5%	15.5%
% of FP17s for the same patient ID Re-attending between 3 & 9 months - Children	242	404	59.9%	44.8%	48.5%	58.8%
% of FP17s for the same patient ID Re-attending between 3 & 9 months - Adults	359	825	43.5%	37.0%	39.1%	51.1%
% of FP17s for Band 1 Urgent Courses	172	1,046	16.4%	10.9%	10.6%	9.0%
% of FP17s Relating to Free Repair or Replacements	2	1,046	0.2%	0.5%	0.5%	0.8%
% of FP17s Relating to Continuations	0	1,046	0.0%	0.7%	0.7%	0.9%
% of Patients satisfied with the dentistry they have received	0	0	N/A	90.7%	90.5%	93.3%
% of Patients satisfied with the time they had to wait for an appointment	0	0	N/A	82.5%	85.1%	88.9%

* This is based on patients treated on this contract for their most recent course of treatment. Figures in italics indicate the base number of FP17s or Patient Questionnaire responses are less than 100. N/A is shown where the base number of responses is less than 10 during the period. % is calculated as Quantity/Base number*100

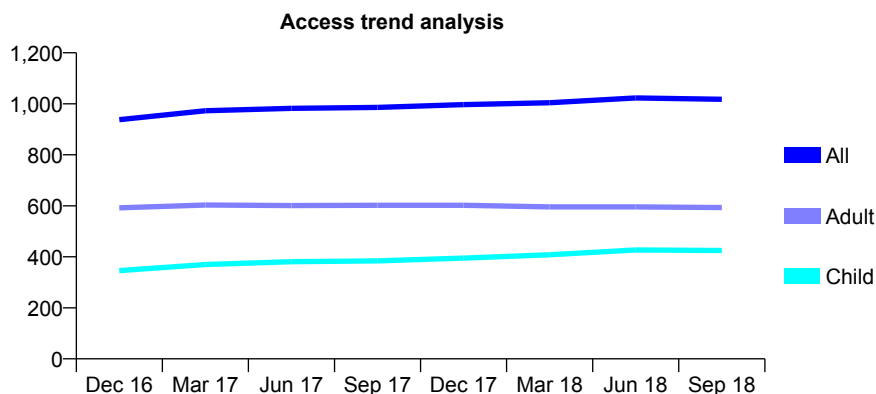
Q61 - Vital Signs At a Glance Contract Report for 789518/0001 - September 2018

Name or company name	The Fenton Dental Studios
Contract type name	GDS Contract
Purpose of contract	General
Contract start date	18/02/2010
Contract end date	

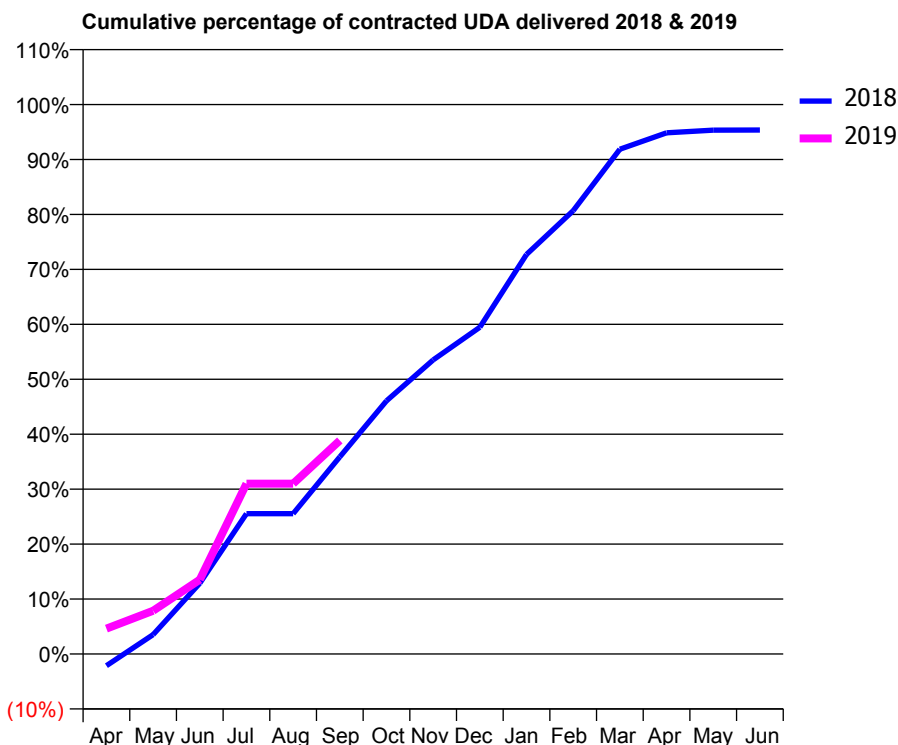
18/19 Contracted general activity (UDA)	2,481
Carry forward general activity (UDA)	0
18/19 Contracted orthodontic activity (UOA)	0
Carry forward orthodontic activity (UOA)	0
Baseline contract value	£77,674.49

ACCESS*

Patients seen in 24 months	Total	Change since previous quarter
Quarter ending September 2017	986	
Quarter ending December 2017	997	→
Quarter ending March 2018	1,004	→
Quarter ending June 2018	1,023	→
Quarter ending September 2018	1,018	→
Variance since September 2017	3.2%	↑



ACTIVITY



Adjusted Scheduled Activity (UDA)		
Month	2018	2019
April	-53	115
May	88	195
June	319	335
July	633	769
August	633	769
September	890	964
October	1,143	
November	1,328	
December	1,475	
January	1,804	
February	2,001	
March	2,279	
April	2,353	
May	2,365	
June	2,366	

QUALITY

	Quantity	Base Number	Contract	AT	Region	England
% of FP17s for the same patient ID Re-attending within 3 months - Children	11	266	4.1%	10.5%	11.5%	11.6%
% of FP17s for the same patient ID Re-attending within 3 months - Adults	30	336	8.9%	15.7%	16.5%	15.5%
% of FP17s for the same patient ID Re-attending between 3 & 9 months - Children	156	266	58.6%	44.8%	48.5%	58.8%
% of FP17s for the same patient ID Re-attending between 3 & 9 months - Adults	208	336	61.9%	37.0%	39.1%	51.1%
% of FP17s for Band 1 Urgent Courses	17	559	3.0%	10.9%	10.6%	9.0%
% of FP17s Relating to Free Repair or Replacements	0	559	0.0%	0.5%	0.5%	0.8%
% of FP17s Relating to Continuations	1	559	0.2%	0.7%	0.7%	0.9%
% of Patients satisfied with the dentistry they have received	0	0	N/A	90.7%	90.5%	93.3%
% of Patients satisfied with the time they had to wait for an appointment	0	0	N/A	82.5%	85.1%	88.9%

* This is based on patients treated on this contract for their most recent course of treatment. Figures in italics indicate the base number of FP17s or Patient Questionnaire responses are less than 100. N/A is shown where the base number of responses is less than 10 during the period. % is calculated as Quantity/Base number*100

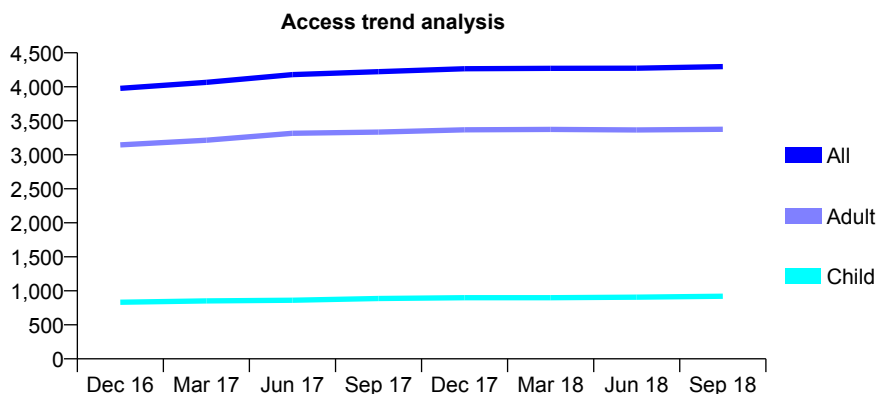
Q61 - Vital Signs At a Glance Contract Report for 794821/0001 - September 2018

Name or company name	Devalia, Devalia Partnership
Contract type name	GDS Contract
Purpose of contract	General
Contract start date	01/04/2006
Contract end date	

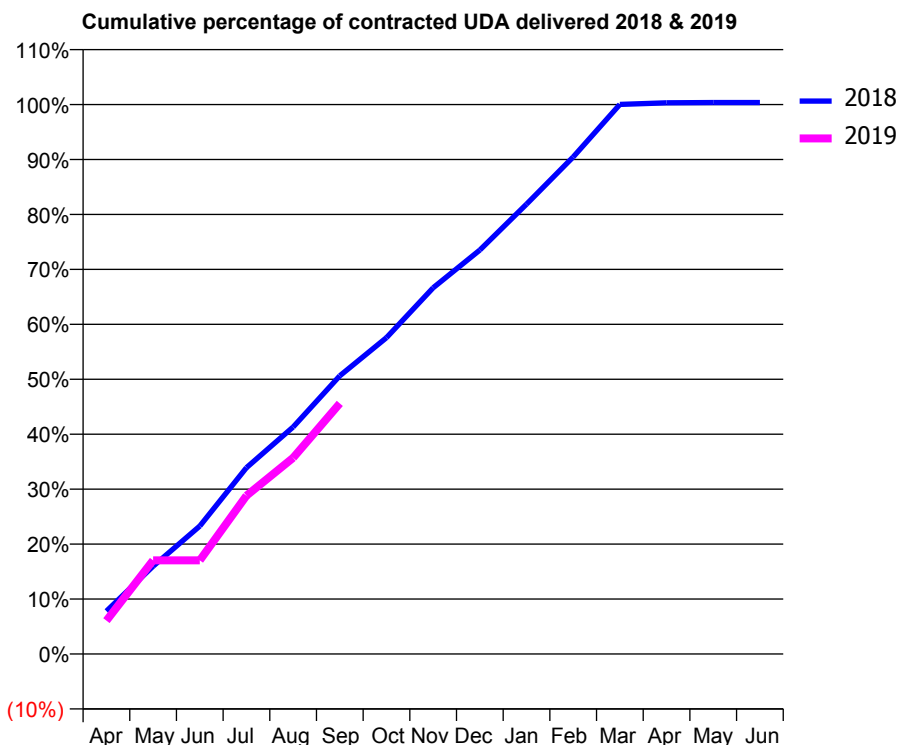
18/19 Contracted general activity (UDA)	11,819
Carry forward general activity (UDA)	0
18/19 Contracted orthodontic activity (UOA)	0
Carry forward orthodontic activity (UOA)	0
Baseline contract value	£350,556.02

ACCESS*

Patients seen in 24 months	Total	Change since previous quarter
Quarter ending September 2017	4,222	
Quarter ending December 2017	4,266	→
Quarter ending March 2018	4,272	→
Quarter ending June 2018	4,273	→
Quarter ending September 2018	4,297	→
Variance since September 2017	1.8%	→



ACTIVITY



Month	Adjusted Scheduled Activity (UDA)	
	2018	2019
April	923	717
May	1,890	2,014
June	2,751	2,014
July	4,008	3,406
August	4,882	4,222
September	5,986	5,392
October	6,805	
November	7,878	
December	8,688	
January	9,676	
February	10,691	
March	11,822	
April	11,856	
May	11,861	
June	11,861	

QUALITY

	Quantity	Base Number	Contract	AT	Region	England
% of FP17s for the same patient ID Re-attending within 3 months - Children	65	726	9.0%	10.5%	11.5%	11.6%
% of FP17s for the same patient ID Re-attending within 3 months - Adults	423	2,427	17.4%	15.7%	16.5%	15.5%
% of FP17s for the same patient ID Re-attending between 3 & 9 months - Children	454	726	62.5%	44.8%	48.5%	58.8%
% of FP17s for the same patient ID Re-attending between 3 & 9 months - Adults	1,380	2,427	56.9%	37.0%	39.1%	51.1%
% of FP17s for Band 1 Urgent Courses	387	3,122	12.4%	10.9%	10.6%	9.0%
% of FP17s Relating to Free Repair or Replacements	8	3,122	0.3%	0.5%	0.5%	0.8%
% of FP17s Relating to Continuations	2	3,122	0.1%	0.7%	0.7%	0.9%
% of Patients satisfied with the dentistry they have received	4	4	N/A	90.7%	90.5%	93.3%
% of Patients satisfied with the time they had to wait for an appointment	4	4	N/A	82.5%	85.1%	88.9%

* This is based on patients treated on this contract for their most recent course of treatment. Figures in italics indicate the base number of FP17s or Patient Questionnaire responses are less than 100. N/A is shown where the base number of responses is less than 10 during the period. % is calculated as Quantity/Base number*100

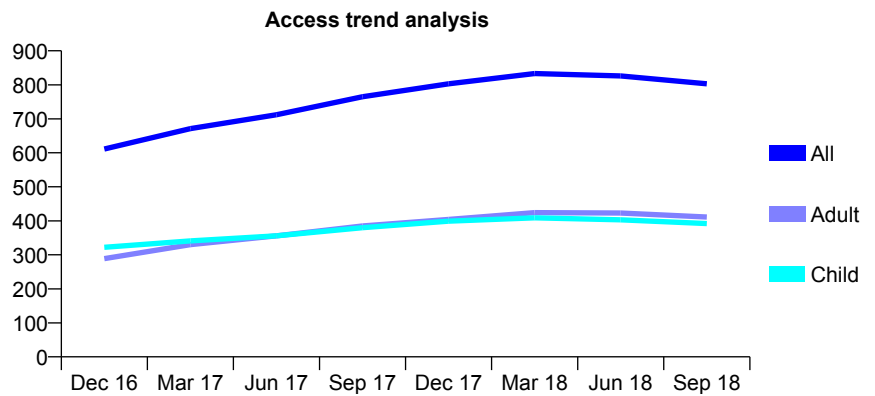
Q61 - Vital Signs At a Glance Contract Report for 805424/0001 - September 2018

Name or company name	MR RS SHETH
Contract type name	GDS Contract
Purpose of contract	General
Contract start date	01/01/2016
Contract end date	

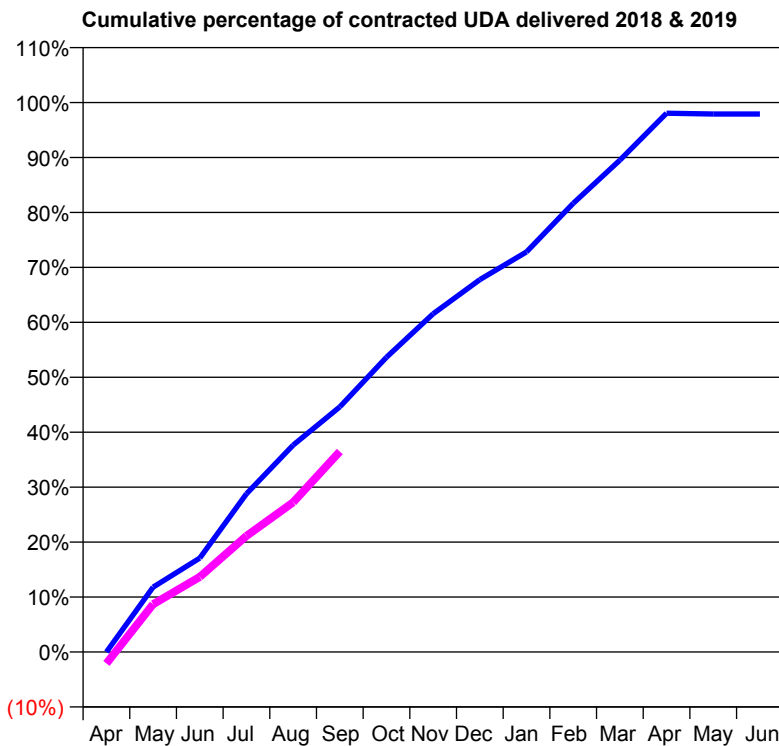
18/19 Contracted general activity (UDA)	1,995
Carry forward general activity (UDA)	42
18/19 Contracted orthodontic activity (UOA)	0
Carry forward orthodontic activity (UOA)	0
Baseline contract value	£45,914.08

ACCESS*

Patients seen in 24 months	Total	Change since previous quarter
Quarter ending September 2017	765	
Quarter ending December 2017	803	↑
Quarter ending March 2018	833	↑
Quarter ending June 2018	826	→
Quarter ending September 2018	803	↓
Variance since September 2017	5.0%	↑



ACTIVITY



Adjusted Scheduled Activity (UDA)		
Month	2018	2019
April	0	-42
May	235	173
June	341	273
July	574	421
August	751	543
September	890	728
October	1,070	
November	1,228	
December	1,352	
January	1,452	
February	1,629	
March	1,786	
April	1,956	
May	1,953	
June	1,953	

QUALITY

	Quantity	Base Number	Contract	AT	Region	England
% of FP17s for the same patient ID Re-attending within 3 months - Children	18	295	6.1%	10.5%	11.5%	11.6%
% of FP17s for the same patient ID Re-attending within 3 months - Adults	24	266	9.0%	15.7%	16.5%	15.5%
% of FP17s for the same patient ID Re-attending between 3 & 9 months - Children	204	295	69.2%	44.8%	48.5%	58.8%
% of FP17s for the same patient ID Re-attending between 3 & 9 months - Adults	167	266	62.8%	37.0%	39.1%	51.1%
% of FP17s for Band 1 Urgent Courses	29	476	6.1%	10.9%	10.6%	9.0%
% of FP17s Relating to Free Repair or Replacements	0	476	0.0%	0.5%	0.5%	0.8%
% of FP17s Relating to Continuations	1	476	0.2%	0.7%	0.7%	0.9%
% of Patients satisfied with the dentistry they have received	0	0	N/A	90.7%	90.5%	93.3%
% of Patients satisfied with the time they had to wait for an appointment	0	0	N/A	82.5%	85.1%	88.9%

* This is based on patients treated on this contract for their most recent course of treatment. Figures in italics indicate the base number of FP17s or Patient Questionnaire responses are less than 100. N/A is shown where the base number of responses is less than 10 during the period. % is calculated as Quantity/Base number*100

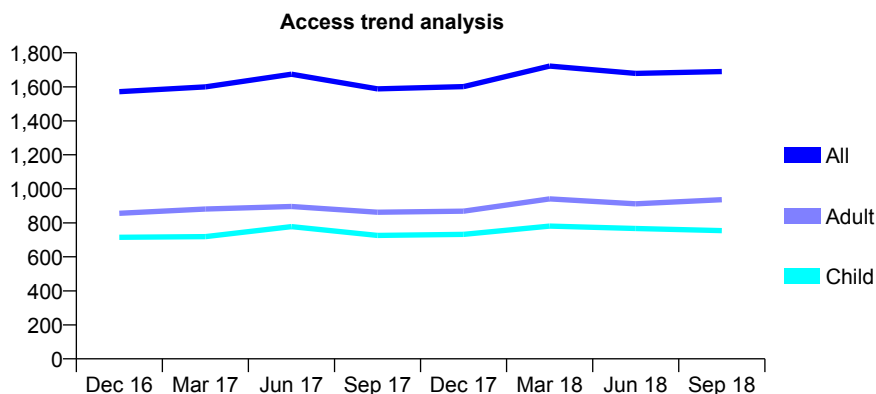
Q61 - Vital Signs At a Glance Contract Report for 808369/0001 - September 2018

Name or company name	Mr Ajay Joshi and Mr Karn Kapil
Contract type name	GDS Contract
Purpose of contract	General
Contract start date	01/04/2006
Contract end date	

18/19 Contracted general activity (UDA)	4,757
Carry forward general activity (UDA)	-95
18/19 Contracted orthodontic activity (UOA)	0
Carry forward orthodontic activity (UOA)	0
Baseline contract value	£156,150.57

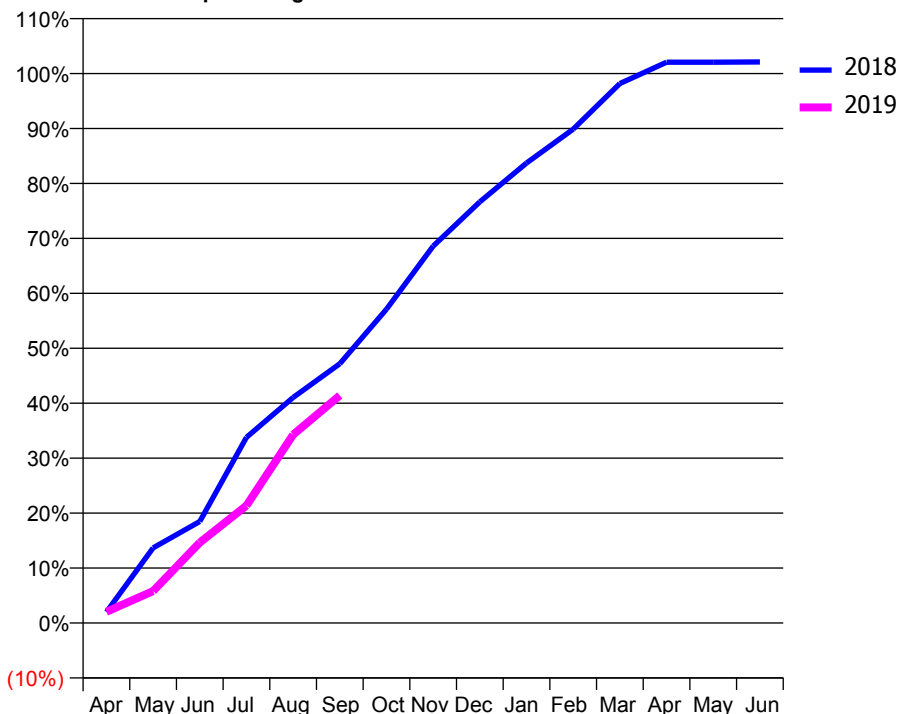
ACCESS*

Patients seen in 24 months	Total	Change since previous quarter
Quarter ending September 2017	1,588	
Quarter ending December 2017	1,601	→
Quarter ending March 2018	1,722	↑
Quarter ending June 2018	1,679	↓
Quarter ending September 2018	1,690	→
Variance since September 2017	6.4%	↑



ACTIVITY

Cumulative percentage of contracted UDA delivered 2018 & 2019



Month	Adjusted Scheduled Activity (UDA)	
	2018	2019
April	95	98
May	651	276
June	879	697
July	1,608	1,016
August	1,952	1,631
September	2,244	1,970
October	2,716	
November	3,263	
December	3,646	
January	3,982	
February	4,276	
March	4,670	
April	4,855	
May	4,855	
June	4,858	

QUALITY

	Quantity	Base Number	Contract	AT	Region	England
% of FP17s for the same patient ID Re-attending within 3 months - Children	13	287	4.5%	10.5%	11.5%	11.6%
% of FP17s for the same patient ID Re-attending within 3 months - Adults	50	429	11.7%	15.7%	16.5%	15.5%
% of FP17s for the same patient ID Re-attending between 3 & 9 months - Children	33	287	11.5%	44.8%	48.5%	58.8%
% of FP17s for the same patient ID Re-attending between 3 & 9 months - Adults	43	429	10.0%	37.0%	39.1%	51.1%
% of FP17s for Band 1 Urgent Courses	127	649	19.6%	10.9%	10.6%	9.0%
% of FP17s Relating to Free Repair or Replacements	0	649	0.0%	0.5%	0.5%	0.8%
% of FP17s Relating to Continuations	1	649	0.2%	0.7%	0.7%	0.9%
% of Patients satisfied with the dentistry they have received	0	0	N/A	90.7%	90.5%	93.3%
% of Patients satisfied with the time they had to wait for an appointment	0	0	N/A	82.5%	85.1%	88.9%

* This is based on patients treated on this contract for their most recent course of treatment. Figures in italics indicate the base number of FP17s or Patient Questionnaire responses are less than 100. N/A is shown where the base number of responses is less than 10 during the period. % is calculated as Quantity/Base number*100

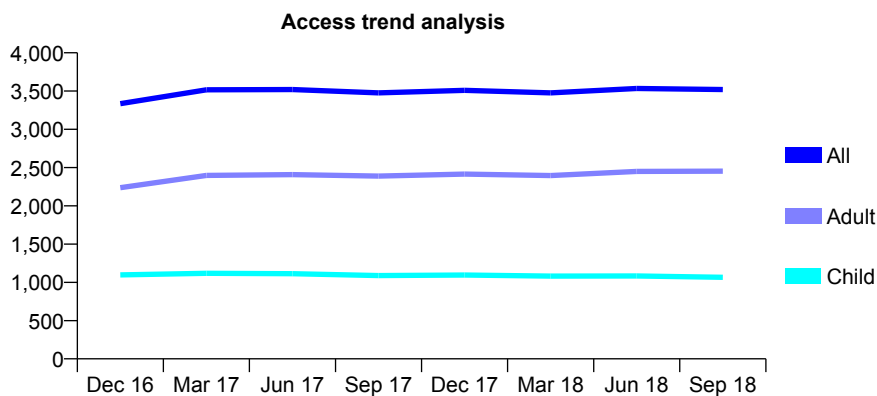
Q61 - Vital Signs At a Glance Contract Report for 809543/0002 - September 2018

Name or company name	MR SV PATEL
Contract type name	GDS Contract
Purpose of contract	General
Contract start date	14/05/2007
Contract end date	

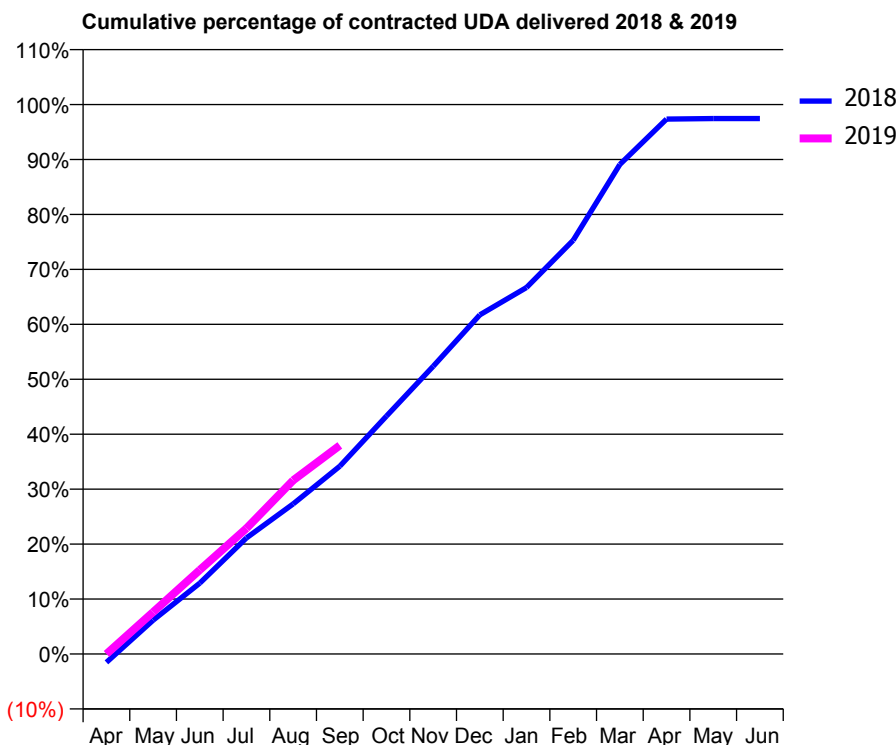
18/19 Contracted general activity (UDA)	13,086
Carry forward general activity (UDA)	333
18/19 Contracted orthodontic activity (UOA)	0
Carry forward orthodontic activity (UOA)	0
Baseline contract value	£340,048.23

ACCESS*

Patients seen in 24 months	Total	Change since previous quarter
Quarter ending September 2017	3,477	
Quarter ending December 2017	3,510	→
Quarter ending March 2018	3,477	→
Quarter ending June 2018	3,534	→
Quarter ending September 2018	3,519	→
Variance since September 2017	1.2%	→



ACTIVITY



Month	Adjusted Scheduled Activity (UDA)	
	2018	2019
April	-200	-0
May	804	999
June	1,687	2,001
July	2,764	2,993
August	3,575	4,135
September	4,471	4,967
October	5,666	
November	6,851	
December	8,078	
January	8,730	
February	9,852	
March	11,658	
April	12,739	
May	12,752	
June	12,753	

QUALITY

	Quantity	Base Number	Contract	AT	Region	England
% of FP17s for the same patient ID Re-attending within 3 months - Children	58	705	8.2%	10.5%	11.5%	11.6%
% of FP17s for the same patient ID Re-attending within 3 months - Adults	260	1,500	17.3%	15.7%	16.5%	15.5%
% of FP17s for the same patient ID Re-attending between 3 & 9 months - Children	374	705	53.0%	44.8%	48.5%	58.8%
% of FP17s for the same patient ID Re-attending between 3 & 9 months - Adults	734	1,500	48.9%	37.0%	39.1%	51.1%
% of FP17s for Band 1 Urgent Courses	76	1,969	3.9%	10.9%	10.6%	9.0%
% of FP17s Relating to Free Repair or Replacements	0	1,969	0.0%	0.5%	0.5%	0.8%
% of FP17s Relating to Continuations	67	1,969	3.4%	0.7%	0.7%	0.9%
% of Patients satisfied with the dentistry they have received	1	2	N/A	90.7%	90.5%	93.3%
% of Patients satisfied with the time they had to wait for an appointment	2	2	N/A	82.5%	85.1%	88.9%

* This is based on patients treated on this contract for their most recent course of treatment. Figures in italics indicate the base number of FP17s or Patient Questionnaire responses are less than 100. N/A is shown where the base number of responses is less than 10 during the period. % is calculated as Quantity/Base number*100

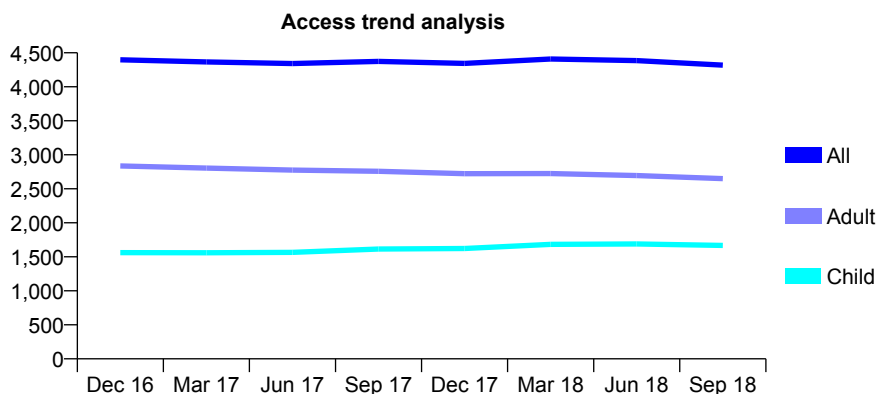
Q61 - Vital Signs At a Glance Contract Report for 812994/0001 - September 2018

Name or company name	Mr Anoushiravan Pashmi
Contract type name	GDS Contract
Purpose of contract	General
Contract start date	01/04/2006
Contract end date	

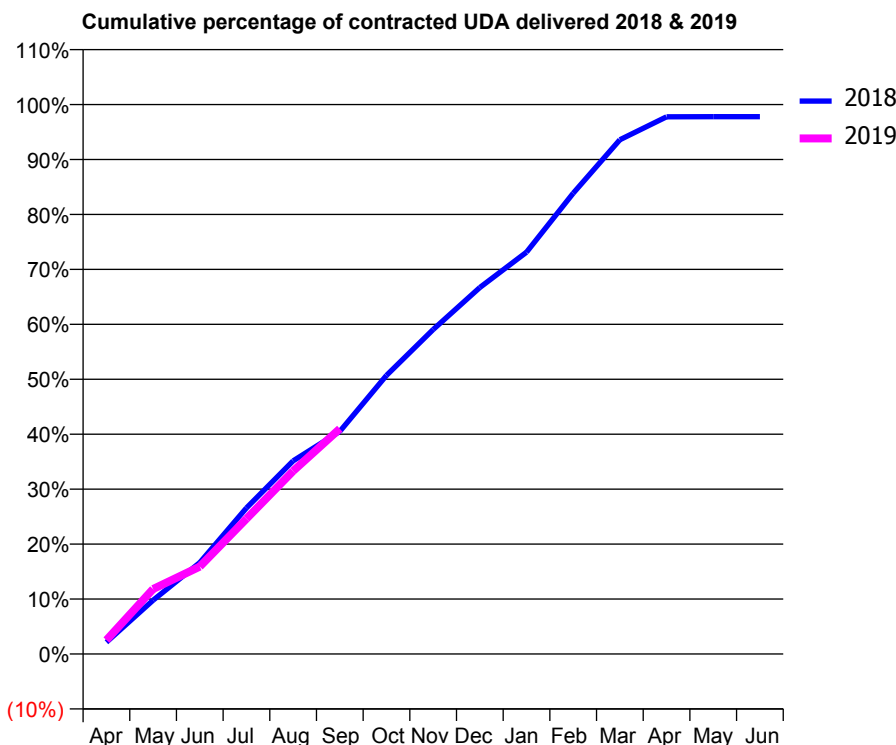
18/19 Contracted general activity (UDA)	11,039
Carry forward general activity (UDA)	245
18/19 Contracted orthodontic activity (UOA)	0
Carry forward orthodontic activity (UOA)	0
Baseline contract value	£340,365.59

ACCESS*

Patients seen in 24 months	Total	Change since previous quarter
Quarter ending September 2017	4,373	
Quarter ending December 2017	4,344	→
Quarter ending March 2018	4,408	→
Quarter ending June 2018	4,386	→
Quarter ending September 2018	4,318	↓
Variance since September 2017	(1.3%)	↓



ACTIVITY



Month	Adjusted Scheduled Activity (UDA)	
	2018	2019
April	236	279
May	1,082	1,305
June	1,836	1,756
July	2,934	2,718
August	3,880	3,676
September	4,472	4,525
October	5,597	
November	6,519	
December	7,363	
January	8,073	
February	9,257	
March	10,330	
April	10,793	
May	10,794	
June	10,794	

QUALITY

	Quantity	Base Number	Contract	AT	Region	England
% of FP17s for the same patient ID Re-attending within 3 months - Children	46	1,291	3.6%	10.5%	11.5%	11.6%
% of FP17s for the same patient ID Re-attending within 3 months - Adults	133	1,606	8.3%	15.7%	16.5%	15.5%
% of FP17s for the same patient ID Re-attending between 3 & 9 months - Children	884	1,291	68.5%	44.8%	48.5%	58.8%
% of FP17s for the same patient ID Re-attending between 3 & 9 months - Adults	976	1,606	60.8%	37.0%	39.1%	51.1%
% of FP17s for Band 1 Urgent Courses	73	2,691	2.7%	10.9%	10.6%	9.0%
% of FP17s Relating to Free Repair or Replacements	9	2,691	0.3%	0.5%	0.5%	0.8%
% of FP17s Relating to Continuations	9	2,691	0.3%	0.7%	0.7%	0.9%
% of Patients satisfied with the dentistry they have received	1	1	N/A	90.7%	90.5%	93.3%
% of Patients satisfied with the time they had to wait for an appointment	1	1	N/A	82.5%	85.1%	88.9%

* This is based on patients treated on this contract for their most recent course of treatment. Figures in italics indicate the base number of FP17s or Patient Questionnaire responses are less than 100. N/A is shown where the base number of responses is less than 10 during the period. % is calculated as Quantity/Base number*100

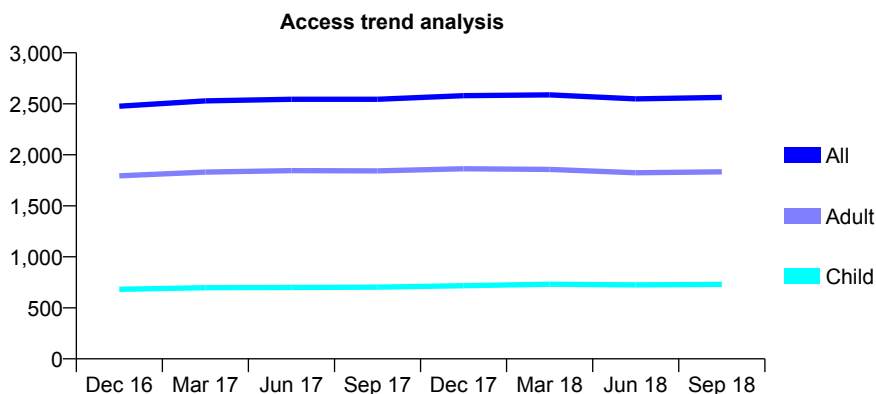
Q61 - Vital Signs At a Glance Contract Report for 815144/0001 - September 2018

Name or company name	MR A MARCUS
Contract type name	GDS Contract
Purpose of contract	General
Contract start date	01/04/2006
Contract end date	

18/19 Contracted general activity (UDA)	5,705
Carry forward general activity (UDA)	-79
18/19 Contracted orthodontic activity (UOA)	0
Carry forward orthodontic activity (UOA)	0
Baseline contract value	£140,895.36

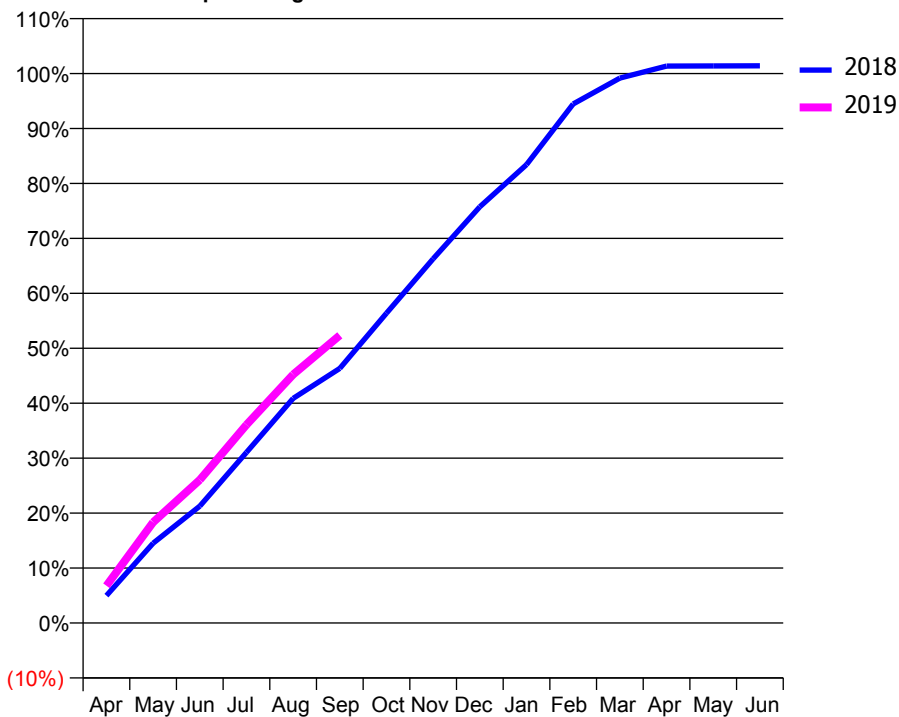
ACCESS*

Patients seen in 24 months	Total	Change since previous quarter
Quarter ending September 2017	2,545	
Quarter ending December 2017	2,580	→
Quarter ending March 2018	2,588	→
Quarter ending June 2018	2,549	↓
Quarter ending September 2018	2,563	→
Variance since September 2017	0.7%	→



ACTIVITY

Cumulative percentage of contracted UDA delivered 2018 & 2019



Adjusted Scheduled Activity (UDA)

Month	2018	2019
April	284	387
May	829	1,046
June	1,213	1,487
July	1,771	2,058
August	2,333	2,580
September	2,643	2,987
October	3,217	
November	3,782	
December	4,322	
January	4,759	
February	5,389	
March	5,657	
April	5,782	
May	5,783	
June	5,784	

QUALITY

	Quantity	Base Number	Contract	AT	Region	England
% of FP17s for the same patient ID Re-attending within 3 months - Children	28	537	5.2%	10.5%	11.5%	11.6%
% of FP17s for the same patient ID Re-attending within 3 months - Adults	111	1,136	9.8%	15.7%	16.5%	15.5%
% of FP17s for the same patient ID Re-attending between 3 & 9 months - Children	315	537	58.7%	44.8%	48.5%	58.8%
% of FP17s for the same patient ID Re-attending between 3 & 9 months - Adults	551	1,136	48.5%	37.0%	39.1%	51.1%
% of FP17s for Band 1 Urgent Courses	115	1,591	7.2%	10.9%	10.6%	9.0%
% of FP17s Relating to Free Repair or Replacements	0	1,591	0.0%	0.5%	0.5%	0.8%
% of FP17s Relating to Continuations	22	1,591	1.4%	0.7%	0.7%	0.9%
% of Patients satisfied with the dentistry they have received	2	2	N/A	90.7%	90.5%	93.3%
% of Patients satisfied with the time they had to wait for an appointment	2	2	N/A	82.5%	85.1%	88.9%

* This is based on patients treated on this contract for their most recent course of treatment. Figures in italics indicate the base number of FP17s or Patient Questionnaire responses are less than 100. N/A is shown where the base number of responses is less than 10 during the period. % is calculated as Quantity/Base number*100

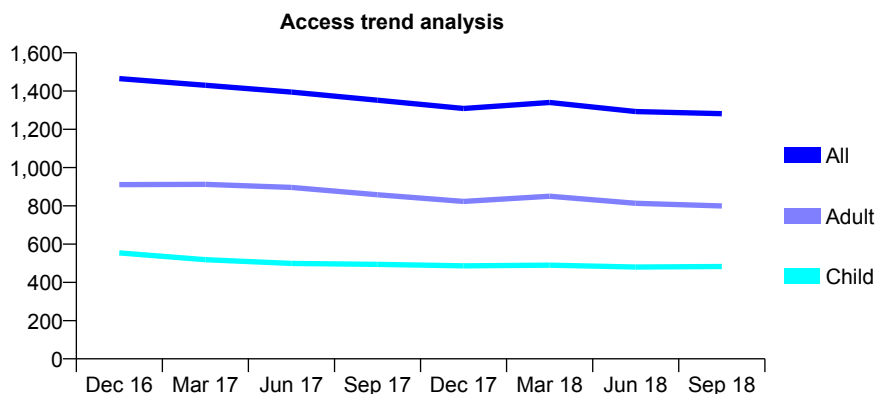
Q61 - Vital Signs At a Glance Contract Report for 820075/0001 - September 2018

Name or company name	MR CP BALCOMBE
Contract type name	GDS Contract
Purpose of contract	General
Contract start date	01/04/2006
Contract end date	

18/19 Contracted general activity (UDA)	2,759
Carry forward general activity (UDA)	-35
18/19 Contracted orthodontic activity (UOA)	0
Carry forward orthodontic activity (UOA)	0
Baseline contract value	£68,375.39

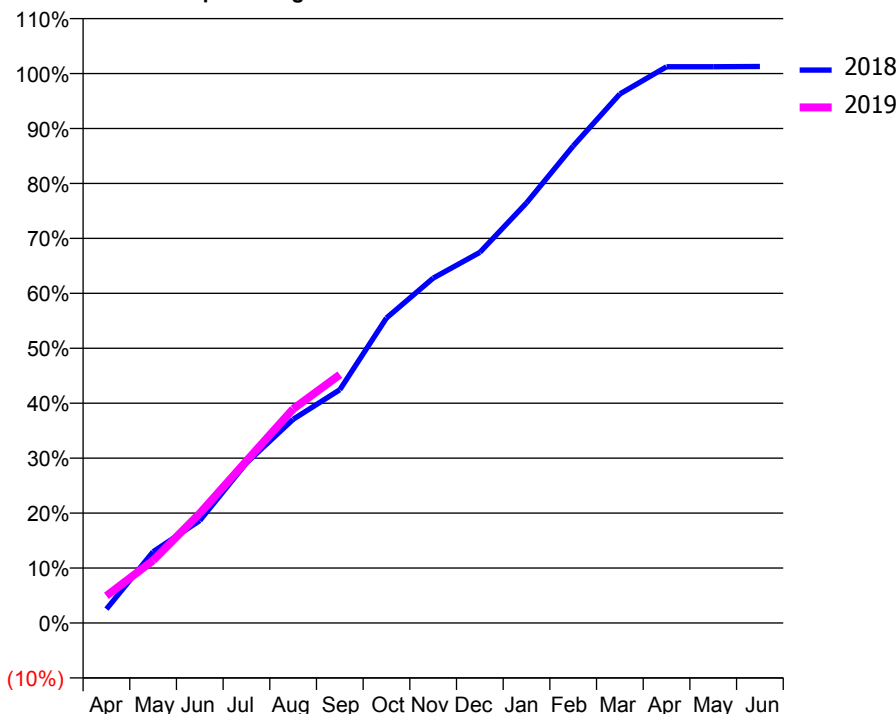
ACCESS*

Patients seen in 24 months	Total	Change since previous quarter
Quarter ending September 2017	1,352	
Quarter ending December 2017	1,309	↓
Quarter ending March 2018	1,340	↑
Quarter ending June 2018	1,293	↓
Quarter ending September 2018	1,282	→
Variance since September 2017	(5.2%)	↓



ACTIVITY

Cumulative percentage of contracted UDA delivered 2018 & 2019



Adjusted Scheduled Activity (UDA)

Month	2018	2019
April	70	136
May	358	314
June	515	551
July	804	814
August	1,022	1,075
September	1,171	1,247
October	1,532	
November	1,732	
December	1,861	
January	2,109	
February	2,395	
March	2,657	
April	2,793	
May	2,793	
June	2,794	

QUALITY

	Quantity	Base Number	Contract	AT	Region	England
% of FP17s for the same patient ID Re-attending within 3 months - Children	13	347	3.7%	10.5%	11.5%	11.6%
% of FP17s for the same patient ID Re-attending within 3 months - Adults	47	429	11.0%	15.7%	16.5%	15.5%
% of FP17s for the same patient ID Re-attending between 3 & 9 months - Children	152	347	43.8%	44.8%	48.5%	58.8%
% of FP17s for the same patient ID Re-attending between 3 & 9 months - Adults	155	429	36.1%	37.0%	39.1%	51.1%
% of FP17s for Band 1 Urgent Courses	64	731	8.8%	10.9%	10.6%	9.0%
% of FP17s Relating to Free Repair or Replacements	0	731	0.0%	0.5%	0.5%	0.8%
% of FP17s Relating to Continuations	1	731	0.1%	0.7%	0.7%	0.9%
% of Patients satisfied with the dentistry they have received	0	0	N/A	90.7%	90.5%	93.3%
% of Patients satisfied with the time they had to wait for an appointment	0	0	N/A	82.5%	85.1%	88.9%

* This is based on patients treated on this contract for their most recent course of treatment. Figures in italics indicate the base number of FP17s or Patient Questionnaire responses are less than 100. N/A is shown where the base number of responses is less than 10 during the period. % is calculated as Quantity/Base number*100

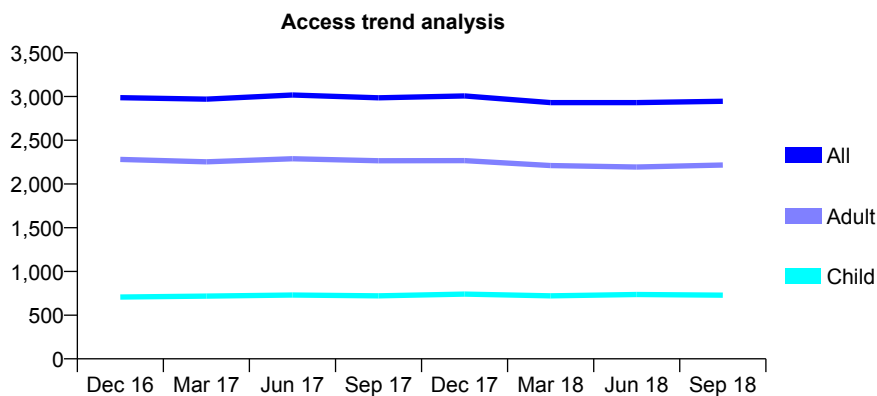
Q61 - Vital Signs At a Glance Contract Report for 824127/0001 - September 2018

Name or company name	MR AM HATHI
Contract type name	GDS Contract
Purpose of contract	General
Contract start date	01/04/2006
Contract end date	

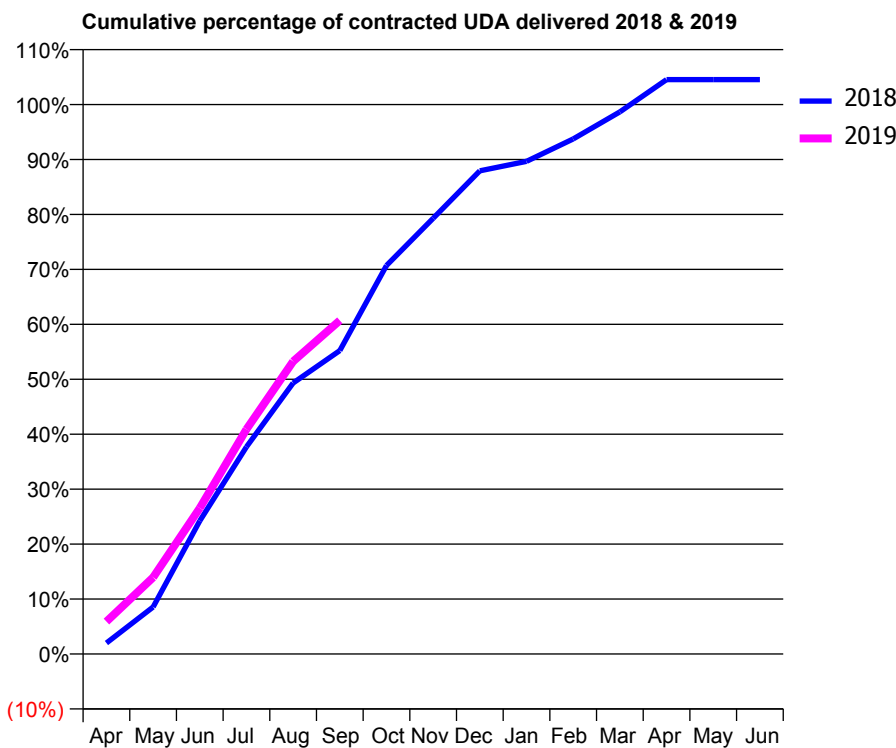
18/19 Contracted general activity (UDA)	7,590
Carry forward general activity (UDA)	-152
18/19 Contracted orthodontic activity (UOA)	0
Carry forward orthodontic activity (UOA)	0
Baseline contract value	£221,335.69

ACCESS*

Patients seen in 24 months	Total	Change since previous quarter
Quarter ending September 2017	2,985	
Quarter ending December 2017	3,007	→
Quarter ending March 2018	2,930	↓
Quarter ending June 2018	2,930	→
Quarter ending September 2018	2,945	→
Variance since September 2017	(1.3%)	↓



ACTIVITY



Month	Adjusted Scheduled Activity (UDA)	
	2018	2019
April	152	448
May	649	1,058
June	1,839	2,017
July	2,862	3,104
August	3,743	4,043
September	4,191	4,608
October	5,366	
November	6,019	
December	6,673	
January	6,805	
February	7,114	
March	7,488	
April	7,933	
May	7,934	
June	7,934	

QUALITY

	Quantity	Base Number	Contract	AT	Region	England
% of FP17s for the same patient ID Re-attending within 3 months - Children	40	466	8.6%	10.5%	11.5%	11.6%
% of FP17s for the same patient ID Re-attending within 3 months - Adults	232	1,393	16.7%	15.7%	16.5%	15.5%
% of FP17s for the same patient ID Re-attending between 3 & 9 months - Children	148	466	31.8%	44.8%	48.5%	58.8%
% of FP17s for the same patient ID Re-attending between 3 & 9 months - Adults	467	1,393	33.5%	37.0%	39.1%	51.1%
% of FP17s for Band 1 Urgent Courses	114	1,581	7.2%	10.9%	10.6%	9.0%
% of FP17s Relating to Free Repair or Replacements	10	1,581	0.6%	0.5%	0.5%	0.8%
% of FP17s Relating to Continuations	23	1,581	1.5%	0.7%	0.7%	0.9%
% of Patients satisfied with the dentistry they have received	1	1	N/A	90.7%	90.5%	93.3%
% of Patients satisfied with the time they had to wait for an appointment	1	1	N/A	82.5%	85.1%	88.9%

* This is based on patients treated on this contract for their most recent course of treatment. Figures in italics indicate the base number of FP17s or Patient Questionnaire responses are less than 100. N/A is shown where the base number of responses is less than 10 during the period. % is calculated as Quantity/Base number*100

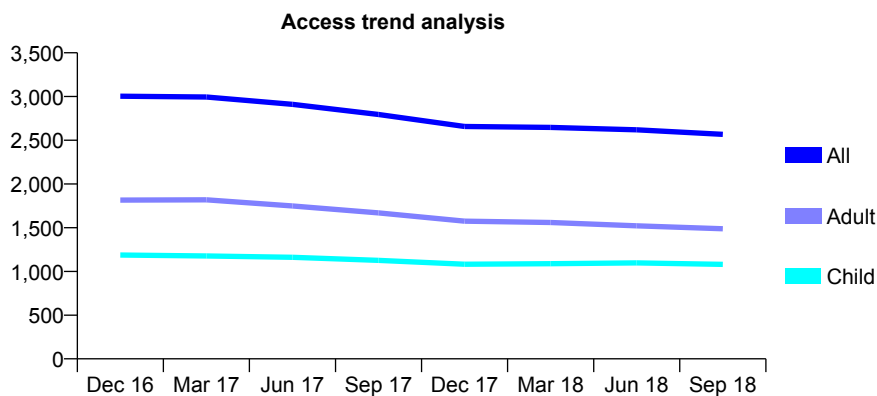
Q61 - Vital Signs At a Glance Contract Report for 824259/0001 - September 2018

Name or company name	MR RF PRAIS
Contract type name	GDS Contract
Purpose of contract	General
Contract start date	01/04/2006
Contract end date	

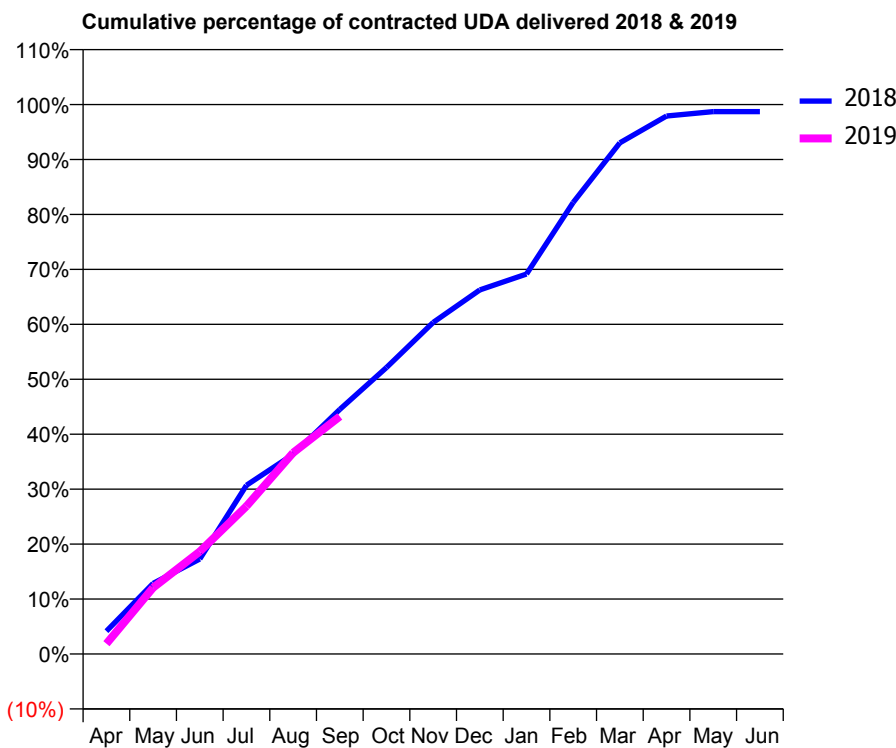
18/19 Contracted general activity (UDA)	6,711
Carry forward general activity (UDA)	87
18/19 Contracted orthodontic activity (UOA)	0
Carry forward orthodontic activity (UOA)	0
Baseline contract value	£212,253.62

ACCESS*

Patients seen in 24 months	Total	Change since previous quarter
Quarter ending September 2017	2,795	
Quarter ending December 2017	2,657	↓
Quarter ending March 2018	2,647	→
Quarter ending June 2018	2,620	↓
Quarter ending September 2018	2,567	↓
Variance since September 2017	(8.2%)	↓



ACTIVITY



Adjusted Scheduled Activity (UDA)		
Month	2018	2019
April	279	127
May	862	810
June	1,160	1,251
July	2,060	1,805
August	2,439	2,459
September	2,988	2,902
October	3,499	
November	4,049	
December	4,446	
January	4,640	
February	5,516	
March	6,243	
April	6,571	
May	6,624	
June	6,624	

QUALITY

	Quantity	Base Number	Contract	AT	Region	England
% of FP17s for the same patient ID Re-attending within 3 months - Children	41	773	5.3%	10.5%	11.5%	11.6%
% of FP17s for the same patient ID Re-attending within 3 months - Adults	123	881	14.0%	15.7%	16.5%	15.5%
% of FP17s for the same patient ID Re-attending between 3 & 9 months - Children	480	773	62.1%	44.8%	48.5%	58.8%
% of FP17s for the same patient ID Re-attending between 3 & 9 months - Adults	416	881	47.2%	37.0%	39.1%	51.1%
% of FP17s for Band 1 Urgent Courses	70	1,517	4.6%	10.9%	10.6%	9.0%
% of FP17s Relating to Free Repair or Replacements	5	1,517	0.3%	0.5%	0.5%	0.8%
% of FP17s Relating to Continuations	7	1,517	0.5%	0.7%	0.7%	0.9%
% of Patients satisfied with the dentistry they have received	0	0	N/A	90.7%	90.5%	93.3%
% of Patients satisfied with the time they had to wait for an appointment	0	0	N/A	82.5%	85.1%	88.9%

* This is based on patients treated on this contract for their most recent course of treatment. Figures in italics indicate the base number of FP17s or Patient Questionnaire responses are less than 100. N/A is shown where the base number of responses is less than 10 during the period. % is calculated as Quantity/Base number*100

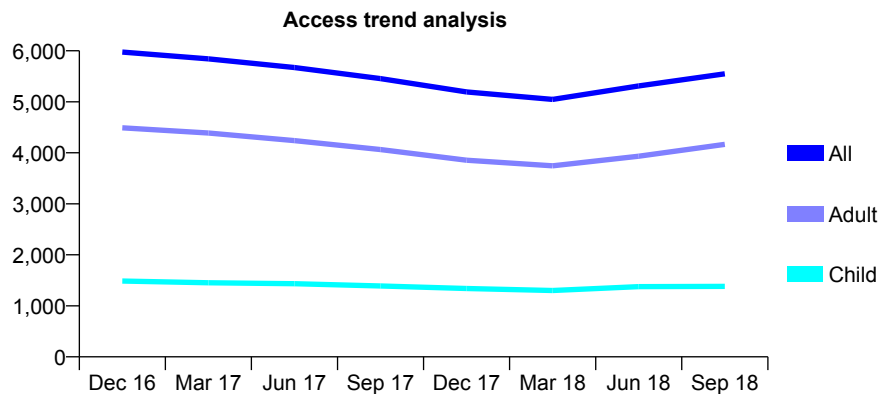
Q61 - Vital Signs At a Glance Contract Report for 825247/0001 - September 2018

Name or company name	MR JE DINEEN
Contract type name	GDS Contract
Purpose of contract	General
Contract start date	01/04/2006
Contract end date	

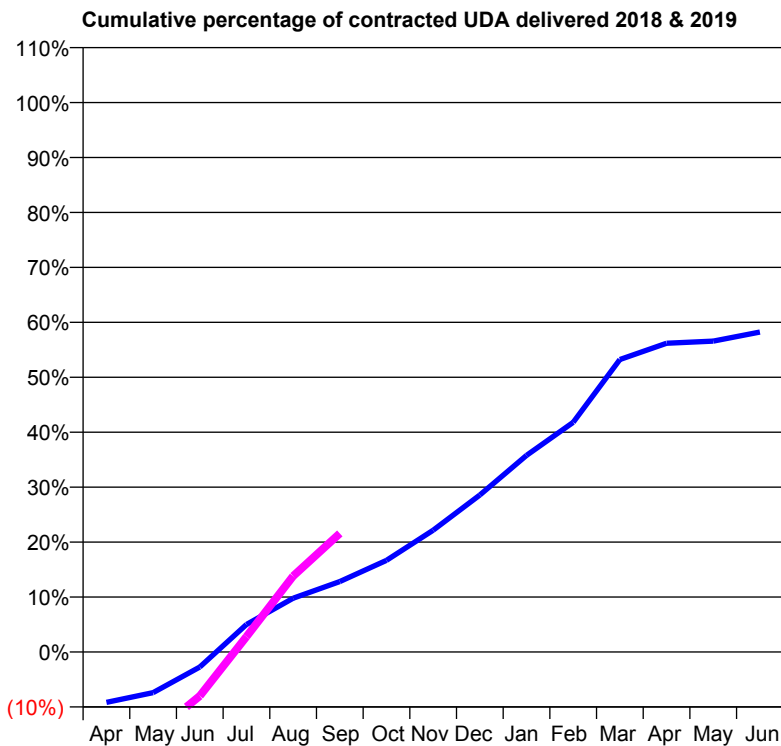
18/19 Contracted general activity (UDA)	21,166
Carry forward general activity (UDA)	5,681
18/19 Contracted orthodontic activity (UOA)	0
Carry forward orthodontic activity (UOA)	0
Baseline contract value	£725,681.51

ACCESS*

Patients seen in 24 months	Total	Change since previous quarter
Quarter ending September 2017	5,454	
Quarter ending December 2017	5,194	↓
Quarter ending March 2018	5,046	↓
Quarter ending June 2018	5,311	↑
Quarter ending September 2018	5,550	↑
Variance since September 2017	1.8%	→



ACTIVITY



Adjusted Scheduled Activity (UDA)		
Month	2018	2019
April	-1,946	-4,748
May	-1,568	-3,170
June	-582	-1,696
July	1,059	594
August	2,074	2,926
September	2,714	4,569
October	3,529	
November	4,694	
December	6,046	
January	7,575	
February	8,846	
March	11,267	
April	11,895	
May	11,974	
June	12,322	

QUALITY

	Quantity	Base Number	Contract	AT	Region	England
% of FP17s for the same patient ID Re-attending within 3 months - Children	37	734	5.0%	10.5%	11.5%	11.6%
% of FP17s for the same patient ID Re-attending within 3 months - Adults	222	2,255	9.8%	15.7%	16.5%	15.5%
% of FP17s for the same patient ID Re-attending between 3 & 9 months - Children	149	734	20.3%	44.8%	48.5%	58.8%
% of FP17s for the same patient ID Re-attending between 3 & 9 months - Adults	491	2,255	21.8%	37.0%	39.1%	51.1%
% of FP17s for Band 1 Urgent Courses	62	2,744	2.3%	10.9%	10.6%	9.0%
% of FP17s Relating to Free Repair or Replacements	1	2,744	0.0%	0.5%	0.5%	0.8%
% of FP17s Relating to Continuations	3	2,744	0.1%	0.7%	0.7%	0.9%
% of Patients satisfied with the dentistry they have received	0	0	N/A	90.7%	90.5%	93.3%
% of Patients satisfied with the time they had to wait for an appointment	0	0	N/A	82.5%	85.1%	88.9%

* This is based on patients treated on this contract for their most recent course of treatment. Figures in italics indicate the base number of FP17s or Patient Questionnaire responses are less than 100. N/A is shown where the base number of responses is less than 10 during the period. % is calculated as Quantity/Base number*100

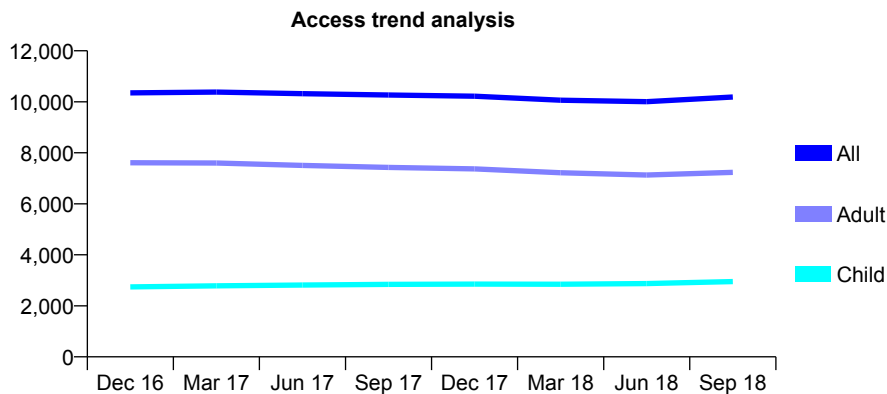
Q61 - Vital Signs At a Glance Contract Report for 825948/0001 - September 2018

Name or company name	MR JK KOTECHA
Contract type name	GDS Contract
Purpose of contract	General
Contract start date	01/04/2006
Contract end date	

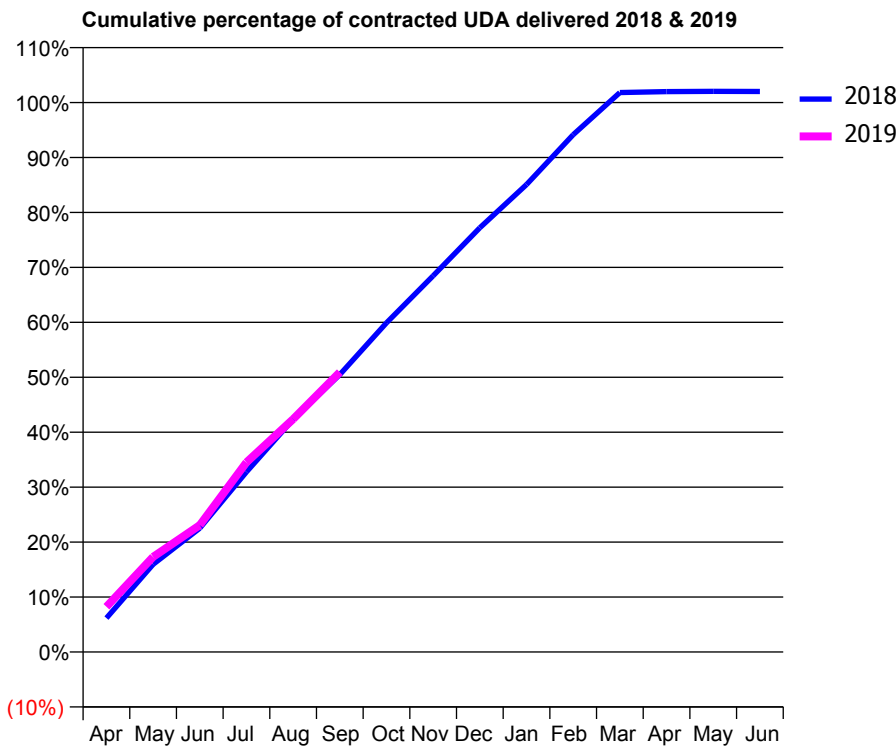
18/19 Contracted general activity (UDA)	32,638
Carry forward general activity (UDA)	-653
18/19 Contracted orthodontic activity (UOA)	0
Carry forward orthodontic activity (UOA)	0
Baseline contract value	£1,021,605.94

ACCESS*

Patients seen in 24 months	Total	Change since previous quarter
Quarter ending September 2017	10,269	
Quarter ending December 2017	10,219	→
Quarter ending March 2018	10,062	↓
Quarter ending June 2018	10,007	→
Quarter ending September 2018	10,186	→
Variance since September 2017	(0.8%)	→



ACTIVITY



Month	Adjusted Scheduled Activity (UDA)	
	2018	2019
April	2,012	2,689
May	5,208	5,652
June	7,357	7,535
July	10,695	11,264
August	13,813	13,833
September	16,481	16,622
October	19,550	
November	22,347	
December	25,200	
January	27,768	
February	30,730	
March	33,229	
April	33,283	
May	33,298	
June	33,296	

QUALITY

	Quantity	Base Number	Contract	AT	Region	England
% of FP17s for the same patient ID Re-attending within 3 months - Children	111	1,893	5.9%	10.5%	11.5%	11.6%
% of FP17s for the same patient ID Re-attending within 3 months - Adults	420	3,958	10.6%	15.7%	16.5%	15.5%
% of FP17s for the same patient ID Re-attending between 3 & 9 months - Children	842	1,893	44.5%	44.8%	48.5%	58.8%
% of FP17s for the same patient ID Re-attending between 3 & 9 months - Adults	1,589	3,958	40.1%	37.0%	39.1%	51.1%
% of FP17s for Band 1 Urgent Courses	214	5,795	3.7%	10.9%	10.6%	9.0%
% of FP17s Relating to Free Repair or Replacements	20	5,795	0.3%	0.5%	0.5%	0.8%
% of FP17s Relating to Continuations	9	5,795	0.2%	0.7%	0.7%	0.9%
% of Patients satisfied with the dentistry they have received	2	2	N/A	90.7%	90.5%	93.3%
% of Patients satisfied with the time they had to wait for an appointment	1	2	N/A	82.5%	85.1%	88.9%

* This is based on patients treated on this contract for their most recent course of treatment. Figures in italics indicate the base number of FP17s or Patient Questionnaire responses are less than 100. N/A is shown where the base number of responses is less than 10 during the period. % is calculated as Quantity/Base number*100

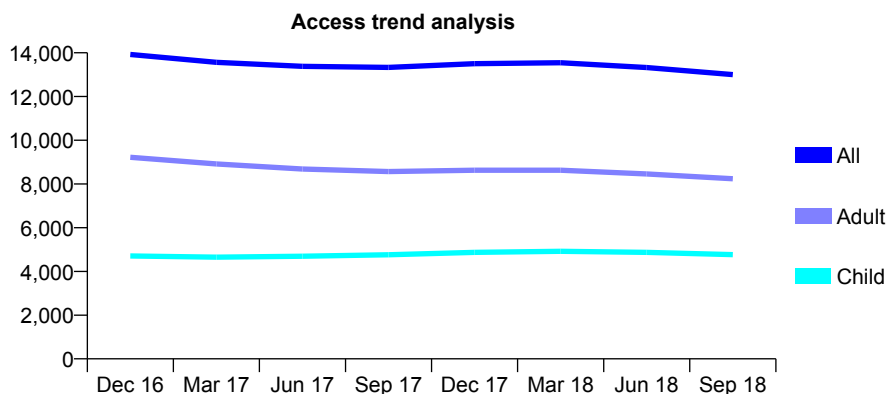
Q61 - Vital Signs At a Glance Contract Report for 825948/0002 - September 2018

Name or company name	MR JK KOTECHA
Contract type name	GDS Contract
Purpose of contract	General
Contract start date	01/04/2006
Contract end date	

18/19 Contracted general activity (UDA)	36,854
Carry forward general activity (UDA)	-737
18/19 Contracted orthodontic activity (UOA)	0
Carry forward orthodontic activity (UOA)	0
Baseline contract value	£1,059,340.96

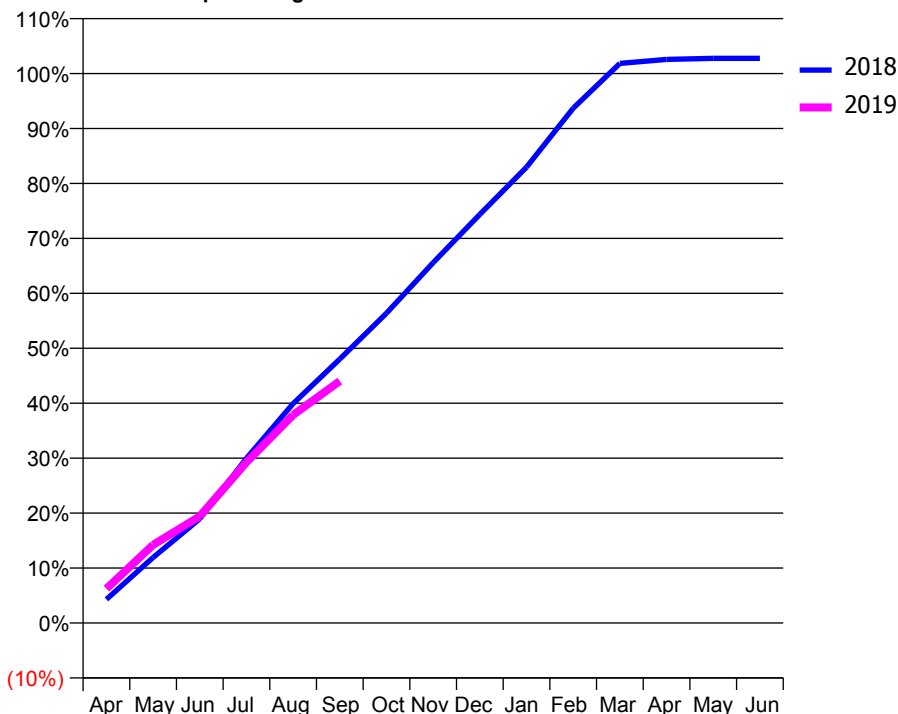
ACCESS*

Patients seen in 24 months	Total	Change since previous quarter
Quarter ending September 2017	13,330	
Quarter ending December 2017	13,500	→
Quarter ending March 2018	13,547	→
Quarter ending June 2018	13,323	↓
Quarter ending September 2018	13,005	↓
Variance since September 2017	(2.4%)	↓



ACTIVITY

Cumulative percentage of contracted UDA delivered 2018 & 2019



Adjusted Scheduled Activity (UDA)

Month	2018	2019
April	1,591	2,303
May	4,393	5,249
June	6,986	7,160
July	11,054	10,784
August	14,713	13,953
September	17,701	16,229
October	20,779	
November	24,166	
December	27,403	
January	30,575	
February	34,526	
March	37,528	
April	37,798	
May	37,869	
June	37,874	

QUALITY

	Quantity	Base Number	Contract	AT	Region	England
% of FP17s for the same patient ID Re-attending within 3 months - Children	216	2,884	7.5%	10.5%	11.5%	11.6%
% of FP17s for the same patient ID Re-attending within 3 months - Adults	482	4,099	11.8%	15.7%	16.5%	15.5%
% of FP17s for the same patient ID Re-attending between 3 & 9 months - Children	1,445	2,884	50.1%	44.8%	48.5%	58.8%
% of FP17s for the same patient ID Re-attending between 3 & 9 months - Adults	1,801	4,099	43.9%	37.0%	39.1%	51.1%
% of FP17s for Band 1 Urgent Courses	451	6,827	6.6%	10.9%	10.6%	9.0%
% of FP17s Relating to Free Repair or Replacements	23	6,827	0.3%	0.5%	0.5%	0.8%
% of FP17s Relating to Continuations	14	6,827	0.2%	0.7%	0.7%	0.9%
% of Patients satisfied with the dentistry they have received	4	4	N/A	90.7%	90.5%	93.3%
% of Patients satisfied with the time they had to wait for an appointment	3	4	N/A	82.5%	85.1%	88.9%

* This is based on patients treated on this contract for their most recent course of treatment. Figures in italics indicate the base number of FP17s or Patient Questionnaire responses are less than 100. N/A is shown where the base number of responses is less than 10 during the period. % is calculated as Quantity/Base number*100

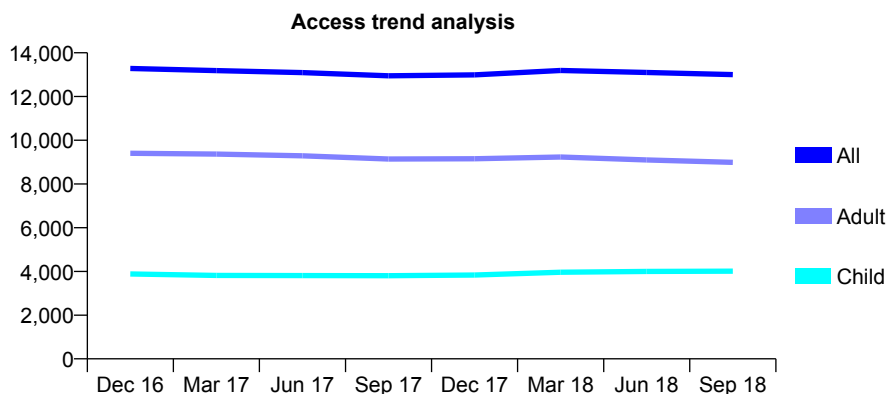
Q61 - Vital Signs At a Glance Contract Report for 825948/0003 - September 2018

Name or company name	MR JK KOTECHEA
Contract type name	GDS Contract
Purpose of contract	General
Contract start date	01/04/2006
Contract end date	

18/19 Contracted general activity (UDA)	37,108
Carry forward general activity (UDA)	-544
18/19 Contracted orthodontic activity (UOA)	0
Carry forward orthodontic activity (UOA)	0
Baseline contract value	£1,150,387.24

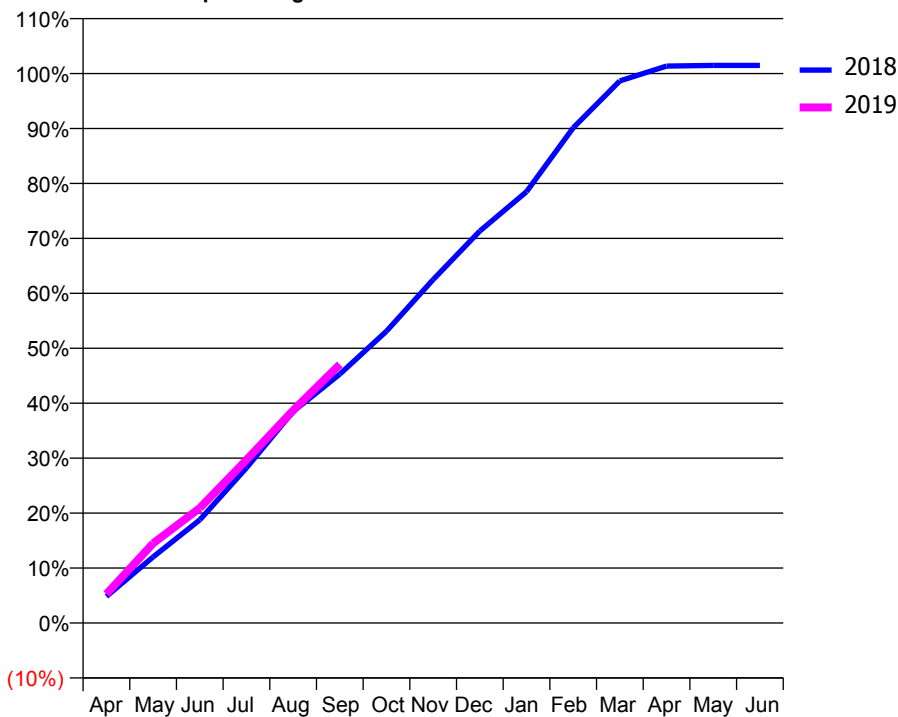
ACCESS*

Patients seen in 24 months	Total	Change since previous quarter
Quarter ending September 2017	12,949	
Quarter ending December 2017	12,990	→
Quarter ending March 2018	13,193	→
Quarter ending June 2018	13,098	→
Quarter ending September 2018	13,002	→
Variance since September 2017	0.4%	→



ACTIVITY

Cumulative percentage of contracted UDA delivered 2018 & 2019



Adjusted Scheduled Activity (UDA)		
Month	2018	2019
April	1,798	1,959
May	4,465	5,377
June	6,967	7,768
July	10,482	11,018
August	14,275	14,359
September	16,805	17,462
October	19,707	
November	23,196	
December	26,471	
January	29,126	
February	33,444	
March	36,612	
April	37,606	
May	37,652	
June	37,652	

QUALITY

	Quantity	Base Number	Contract	AT	Region	England
% of FP17s for the same patient ID Re-attending within 3 months - Children	139	2,387	5.8%	10.5%	11.5%	11.6%
% of FP17s for the same patient ID Re-attending within 3 months - Adults	603	4,608	13.1%	15.7%	16.5%	15.5%
% of FP17s for the same patient ID Re-attending between 3 & 9 months - Children	1,124	2,387	47.1%	44.8%	48.5%	58.8%
% of FP17s for the same patient ID Re-attending between 3 & 9 months - Adults	1,723	4,608	37.4%	37.0%	39.1%	51.1%
% of FP17s for Band 1 Urgent Courses	548	6,635	8.3%	10.9%	10.6%	9.0%
% of FP17s Relating to Free Repair or Replacements	57	6,635	0.9%	0.5%	0.5%	0.8%
% of FP17s Relating to Continuations	30	6,635	0.5%	0.7%	0.7%	0.9%
% of Patients satisfied with the dentistry they have received	3	3	N/A	90.7%	90.5%	93.3%
% of Patients satisfied with the time they had to wait for an appointment	2	3	N/A	82.5%	85.1%	88.9%

* This is based on patients treated on this contract for their most recent course of treatment. Figures in italics indicate the base number of FP17s or Patient Questionnaire responses are less than 100. N/A is shown where the base number of responses is less than 10 during the period. % is calculated as Quantity/Base number*100

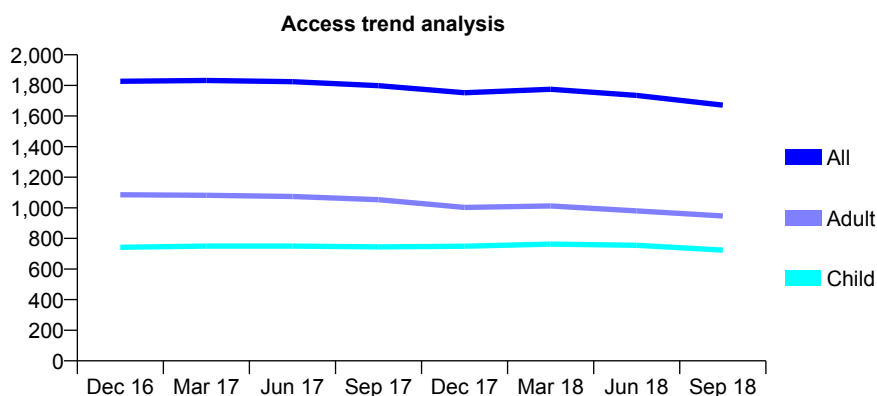
Q61 - Vital Signs At a Glance Contract Report for 828211/0001 - September 2018

Name or company name	MR J PRASHAR
Contract type name	GDS Contract
Purpose of contract	General
Contract start date	01/04/2006
Contract end date	

18/19 Contracted general activity (UDA)	3,968
Carry forward general activity (UDA)	150
18/19 Contracted orthodontic activity (UOA)	0
Carry forward orthodontic activity (UOA)	0
Baseline contract value	£108,483.45

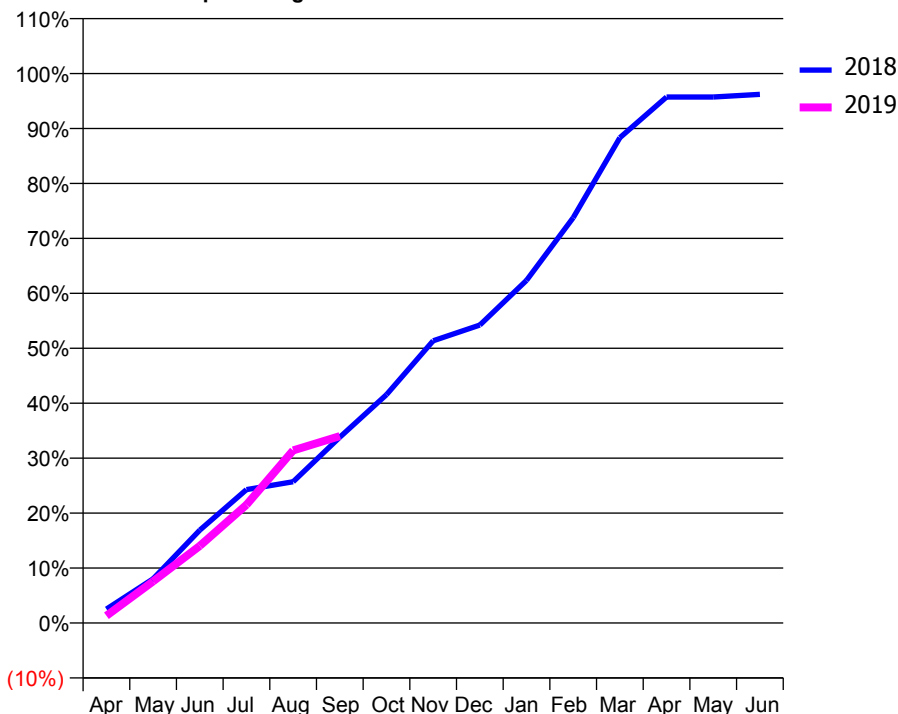
ACCESS*

Patients seen in 24 months	Total	Change since previous quarter
Quarter ending September 2017	1,798	
Quarter ending December 2017	1,752	↓
Quarter ending March 2018	1,775	→
Quarter ending June 2018	1,735	↓
Quarter ending September 2018	1,671	↓
Variance since September 2017	(7.1%)	↓



ACTIVITY

Cumulative percentage of contracted UDA delivered 2018 & 2019



Adjusted Scheduled Activity (UDA)

Month	2018	2019
April	101	53
May	319	301
June	670	557
July	964	854
August	1,020	1,246
September	1,342	1,350
October	1,649	
November	2,038	
December	2,151	
January	2,474	
February	2,927	
March	3,505	
April	3,799	
May	3,799	
June	3,818	

QUALITY

	Quantity	Base Number	Contract	AT	Region	England
% of FP17s for the same patient ID Re-attending within 3 months - Children	24	435	5.5%	10.5%	11.5%	11.6%
% of FP17s for the same patient ID Re-attending within 3 months - Adults	64	460	13.9%	15.7%	16.5%	15.5%
% of FP17s for the same patient ID Re-attending between 3 & 9 months - Children	276	435	63.4%	44.8%	48.5%	58.8%
% of FP17s for the same patient ID Re-attending between 3 & 9 months - Adults	179	460	38.9%	37.0%	39.1%	51.1%
% of FP17s for Band 1 Urgent Courses	64	783	8.2%	10.9%	10.6%	9.0%
% of FP17s Relating to Free Repair or Replacements	1	783	0.1%	0.5%	0.5%	0.8%
% of FP17s Relating to Continuations	0	783	0.0%	0.7%	0.7%	0.9%
% of Patients satisfied with the dentistry they have received	2	2	N/A	90.7%	90.5%	93.3%
% of Patients satisfied with the time they had to wait for an appointment	2	2	N/A	82.5%	85.1%	88.9%

* This is based on patients treated on this contract for their most recent course of treatment. Figures in italics indicate the base number of FP17s or Patient Questionnaire responses are less than 100. N/A is shown where the base number of responses is less than 10 during the period. % is calculated as Quantity/Base number*100

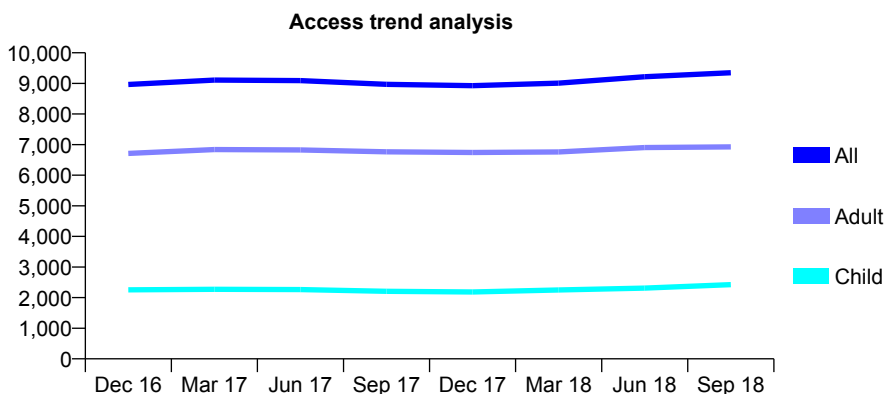
Q61 - Vital Signs At a Glance Contract Report for 828262/0001 - September 2018

Name or company name	MRS GT WARD
Contract type name	GDS Contract
Purpose of contract	General
Contract start date	01/04/2006
Contract end date	

18/19 Contracted general activity (UDA)	17,513
Carry forward general activity (UDA)	-3
18/19 Contracted orthodontic activity (UOA)	0
Carry forward orthodontic activity (UOA)	0
Baseline contract value	£460,416.15

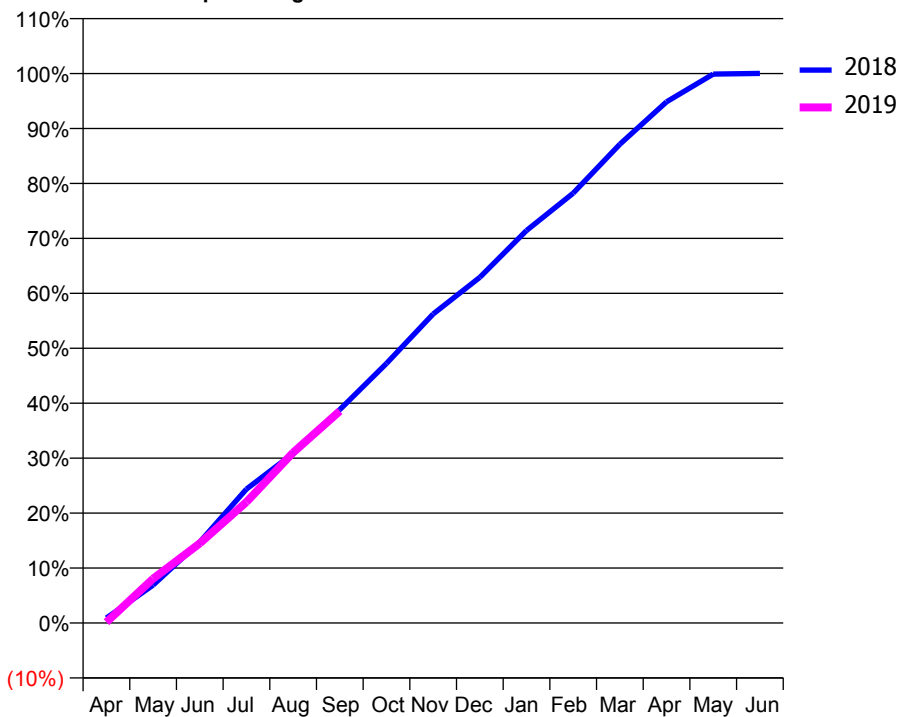
ACCESS*

Patients seen in 24 months	Total	Change since previous quarter
Quarter ending September 2017	8,971	
Quarter ending December 2017	8,928	→
Quarter ending March 2018	9,010	→
Quarter ending June 2018	9,216	↑
Quarter ending September 2018	9,350	→
Variance since September 2017	4.2%	↑



ACTIVITY

Cumulative percentage of contracted UDA delivered 2018 & 2019



Month	Adjusted Scheduled Activity (UDA)	
	2018	2019
April	160	29
May	1,211	1,415
June	2,581	2,538
July	4,267	3,855
August	5,405	5,432
September	6,804	6,755
October	8,271	
November	9,849	
December	11,018	
January	12,511	
February	13,701	
March	15,261	
April	16,610	
May	17,495	
June	17,516	

QUALITY

	Quantity	Base Number	Contract	AT	Region	England
% of FP17s for the same patient ID Re-attending within 3 months - Children	78	1,370	5.7%	10.5%	11.5%	11.6%
% of FP17s for the same patient ID Re-attending within 3 months - Adults	486	3,255	14.9%	15.7%	16.5%	15.5%
% of FP17s for the same patient ID Re-attending between 3 & 9 months - Children	399	1,370	29.1%	44.8%	48.5%	58.8%
% of FP17s for the same patient ID Re-attending between 3 & 9 months - Adults	565	3,255	17.4%	37.0%	39.1%	51.1%
% of FP17s for Band 1 Urgent Courses	586	3,746	15.6%	10.9%	10.6%	9.0%
% of FP17s Relating to Free Repair or Replacements	32	3,746	0.9%	0.5%	0.5%	0.8%
% of FP17s Relating to Continuations	20	3,746	0.5%	0.7%	0.7%	0.9%
% of Patients satisfied with the dentistry they have received	2	4	N/A	90.7%	90.5%	93.3%
% of Patients satisfied with the time they had to wait for an appointment	3	4	N/A	82.5%	85.1%	88.9%

* This is based on patients treated on this contract for their most recent course of treatment. Figures in italics indicate the base number of FP17s or Patient Questionnaire responses are less than 100. N/A is shown where the base number of responses is less than 10 during the period. % is calculated as Quantity/Base number*100

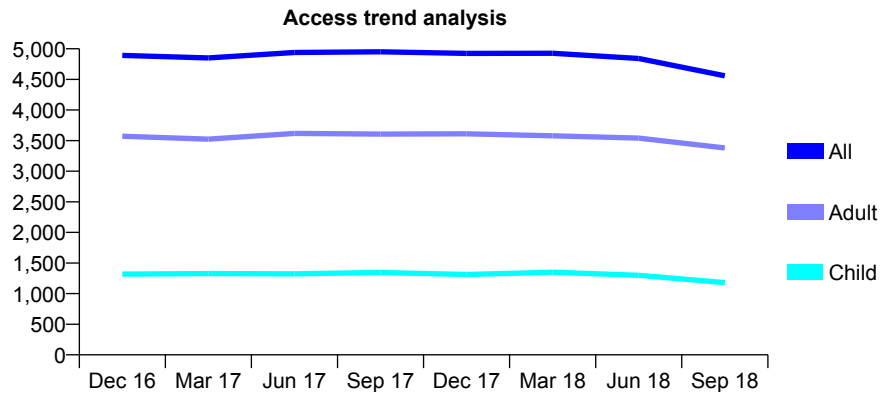
Q61 - Vital Signs At a Glance Contract Report for 828262/0002 - September 2018

Name or company name	MRS GT WARD
Contract type name	GDS Contract
Purpose of contract	General
Contract start date	20/12/2011
Contract end date	

18/19 Contracted general activity (UDA)	10,554
Carry forward general activity (UDA)	-23
18/19 Contracted orthodontic activity (UOA)	0
Carry forward orthodontic activity (UOA)	0
Baseline contract value	£287,639.73

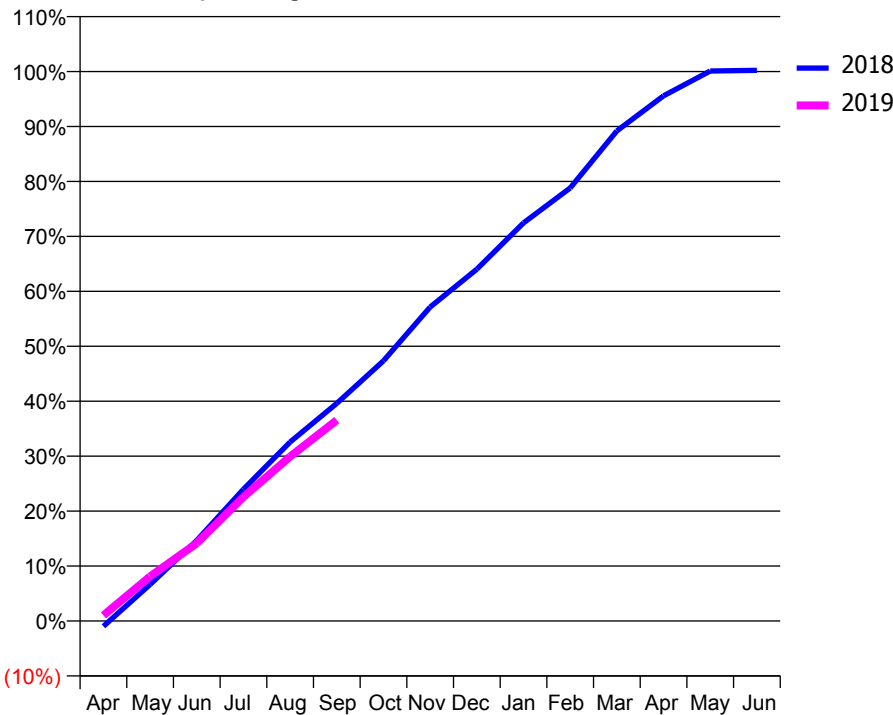
ACCESS*

Patients seen in 24 months	Total	Change since previous quarter
Quarter ending September 2017	4,951	
Quarter ending December 2017	4,924	→
Quarter ending March 2018	4,927	→
Quarter ending June 2018	4,842	↓
Quarter ending September 2018	4,559	↓
Variance since September 2017	(7.9%)	↓



ACTIVITY

Cumulative percentage of contracted UDA delivered 2018 & 2019



Month	Adjusted Scheduled Activity (UDA)	
	2018	2019
April	-104	109
May	702	857
June	1,549	1,496
July	2,532	2,383
August	3,440	3,160
September	4,181	3,859
October	4,999	
November	6,030	
December	6,757	
January	7,647	
February	8,318	
March	9,413	
April	10,087	
May	10,564	
June	10,577	

QUALITY

	Quantity	Base Number	Contract	AT	Region	England
% of FP17s for the same patient ID Re-attending within 3 months - Children	40	565	7.1%	10.5%	11.5%	11.6%
% of FP17s for the same patient ID Re-attending within 3 months - Adults	148	1,460	10.1%	15.7%	16.5%	15.5%
% of FP17s for the same patient ID Re-attending between 3 & 9 months - Children	163	565	28.8%	44.8%	48.5%	58.8%
% of FP17s for the same patient ID Re-attending between 3 & 9 months - Adults	316	1,460	21.6%	37.0%	39.1%	51.1%
% of FP17s for Band 1 Urgent Courses	239	1,656	14.4%	10.9%	10.6%	9.0%
% of FP17s Relating to Free Repair or Replacements	10	1,656	0.6%	0.5%	0.5%	0.8%
% of FP17s Relating to Continuations	7	1,656	0.4%	0.7%	0.7%	0.9%
% of Patients satisfied with the dentistry they have received	4	4	N/A	90.7%	90.5%	93.3%
% of Patients satisfied with the time they had to wait for an appointment	3	4	N/A	82.5%	85.1%	88.9%

* This is based on patients treated on this contract for their most recent course of treatment. Figures in italics indicate the base number of FP17s or Patient Questionnaire responses are less than 100. N/A is shown where the base number of responses is less than 10 during the period. % is calculated as Quantity/Base number*100

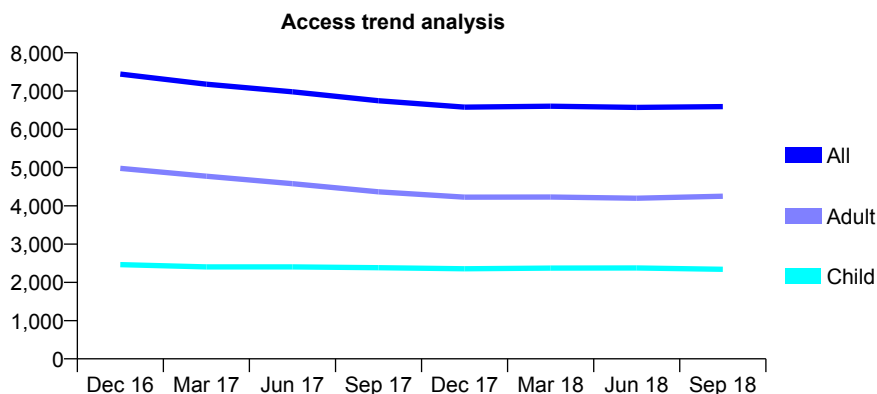
Q61 - Vital Signs At a Glance Contract Report for 829285/0001 - September 2018

Name or company name	MRS CO ADELOYE
Contract type name	Pilot Contract
Purpose of contract	General
Contract start date	01/04/2006
Contract end date	

18/19 Contracted general activity (UDA)	22,618
Carry forward general activity (UDA)	0
18/19 Contracted orthodontic activity (UOA)	0
Carry forward orthodontic activity (UOA)	0
Baseline contract value	£565,546.81

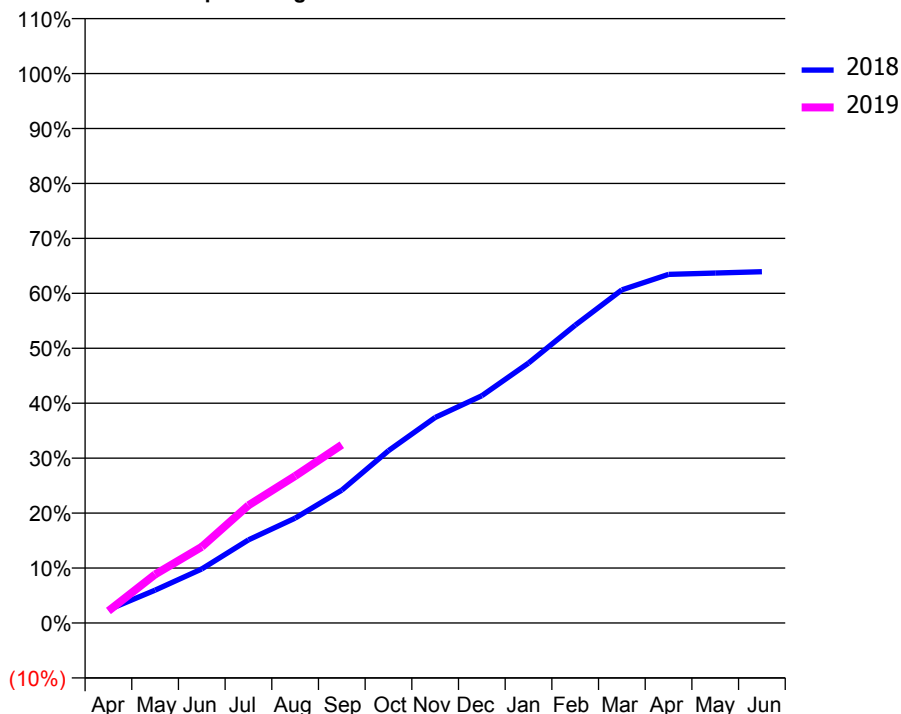
ACCESS*

Patients seen in 24 months	Total	Change since previous quarter
Quarter ending September 2017	6,748	
Quarter ending December 2017	6,581	↓
Quarter ending March 2018	6,603	→
Quarter ending June 2018	6,574	→
Quarter ending September 2018	6,593	→
Variance since September 2017	(2.3%)	↓



ACTIVITY

Cumulative percentage of contracted UDA delivered 2018 & 2019



Adjusted Scheduled Activity (UDA)

Month	2018	2019
April	544	498
May	1,352	1,999
June	2,225	3,139
July	3,425	4,841
August	4,316	6,052
September	5,470	7,333
October	7,091	
November	8,460	
December	9,354	
January	10,701	
February	12,257	
March	13,713	
April	14,352	
May	14,404	
June	14,460	

QUALITY

	Quantity	Base Number	Contract	AT	Region	England
% of FP17s for the same patient ID Re-attending within 3 months - Children	55	1,056	5.2%	10.5%	11.5%	11.6%
% of FP17s for the same patient ID Re-attending within 3 months - Adults	182	1,828	10.0%	15.7%	16.5%	15.5%
% of FP17s for the same patient ID Re-attending between 3 & 9 months - Children	247	1,056	23.4%	44.8%	48.5%	58.8%
% of FP17s for the same patient ID Re-attending between 3 & 9 months - Adults	369	1,828	20.2%	37.0%	39.1%	51.1%
% of FP17s for Band 1 Urgent Courses	136	2,594	5.2%	10.9%	10.6%	9.0%
% of FP17s Relating to Free Repair or Replacements	15	2,594	0.6%	0.5%	0.5%	0.8%
% of FP17s Relating to Continuations	11	2,594	0.4%	0.7%	0.7%	0.9%
% of Patients satisfied with the dentistry they have received	1	1	N/A	90.7%	90.5%	93.3%
% of Patients satisfied with the time they had to wait for an appointment	1	1	N/A	82.5%	85.1%	88.9%

* This is based on patients treated on this contract for their most recent course of treatment. Figures in italics indicate the base number of FP17s or Patient Questionnaire responses are less than 100. N/A is shown where the base number of responses is less than 10 during the period. % is calculated as Quantity/Base number*100

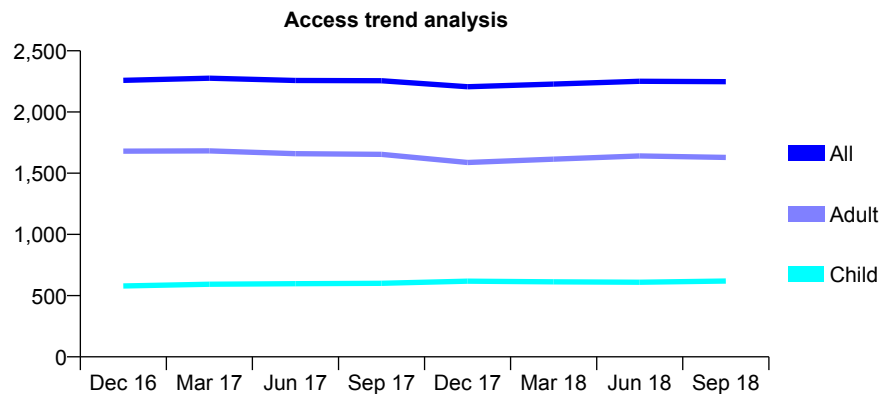
Q61 - Vital Signs At a Glance Contract Report for 831522/0001 - September 2018

Name or company name	MISS G HAKHAMANESHI
Contract type name	GDS Contract
Purpose of contract	General
Contract start date	01/04/2006
Contract end date	

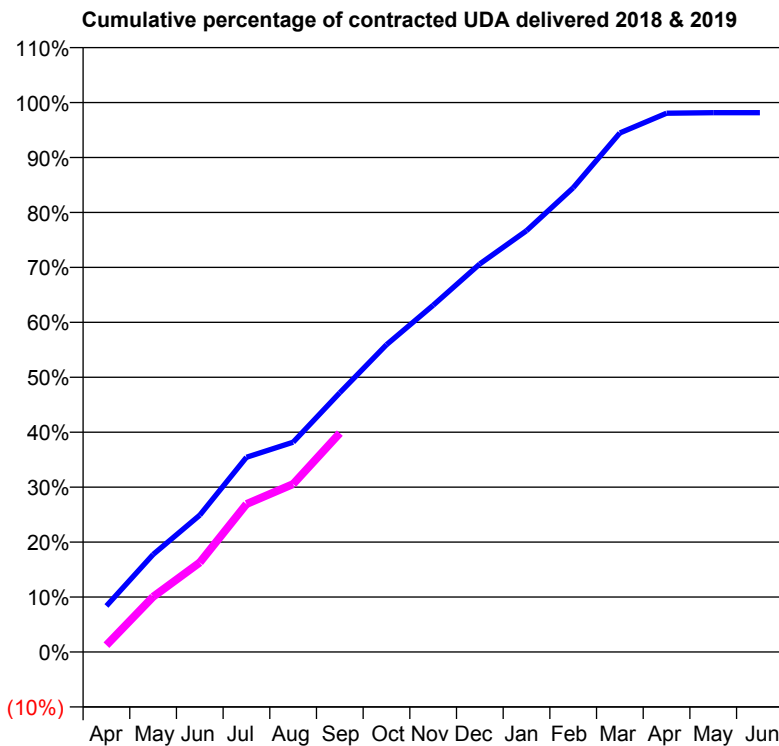
18/19 Contracted general activity (UDA)	7,126
Carry forward general activity (UDA)	132
18/19 Contracted orthodontic activity (UOA)	0
Carry forward orthodontic activity (UOA)	0
Baseline contract value	£250,413.66

ACCESS*

Patients seen in 24 months	Total	Change since previous quarter
Quarter ending September 2017	2,255	
Quarter ending December 2017	2,206	↓
Quarter ending March 2018	2,228	→
Quarter ending June 2018	2,251	→
Quarter ending September 2018	2,248	→
Variance since September 2017	(0.3%)	→



ACTIVITY



Month	Adjusted Scheduled Activity (UDA)	
	2018	2019
April	597	90
May	1,266	717
June	1,775	1,161
July	2,526	1,919
August	2,720	2,179
September	3,362	2,839
October	3,986	
November	4,497	
December	5,033	
January	5,463	
February	6,020	
March	6,731	
April	6,988	
May	6,994	
June	6,994	

QUALITY

	Quantity	Base Number	Contract	AT	Region	England
% of FP17s for the same patient ID Re-attending within 3 months - Children	18	408	4.4%	10.5%	11.5%	11.6%
% of FP17s for the same patient ID Re-attending within 3 months - Adults	132	978	13.5%	15.7%	16.5%	15.5%
% of FP17s for the same patient ID Re-attending between 3 & 9 months - Children	240	408	58.8%	44.8%	48.5%	58.8%
% of FP17s for the same patient ID Re-attending between 3 & 9 months - Adults	459	978	46.9%	37.0%	39.1%	51.1%
% of FP17s for Band 1 Urgent Courses	89	1,261	7.1%	10.9%	10.6%	9.0%
% of FP17s Relating to Free Repair or Replacements	2	1,261	0.2%	0.5%	0.5%	0.8%
% of FP17s Relating to Continuations	15	1,261	1.2%	0.7%	0.7%	0.9%
% of Patients satisfied with the dentistry they have received	1	1	N/A	90.7%	90.5%	93.3%
% of Patients satisfied with the time they had to wait for an appointment	1	1	N/A	82.5%	85.1%	88.9%

* This is based on patients treated on this contract for their most recent course of treatment. Figures in italics indicate the base number of FP17s or Patient Questionnaire responses are less than 100. N/A is shown where the base number of responses is less than 10 during the period. % is calculated as Quantity/Base number*100

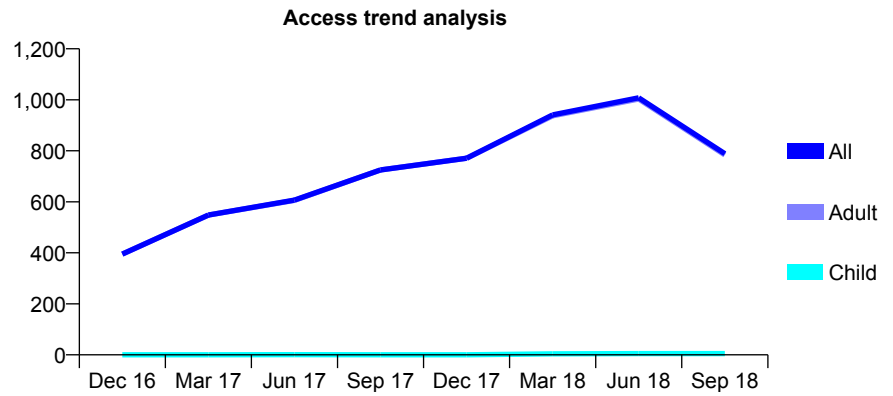
Q61 - Vital Signs At a Glance Contract Report for 832391/0002 - September 2018

Name or company name	MR M TORZ
Contract type name	PDS Contract
Purpose of contract	General
Contract start date	01/04/2006
Contract end date	31/08/2018

18/19 Contracted general activity (UDA)	592
Carry forward general activity (UDA)	159
18/19 Contracted orthodontic activity (UOA)	0
Carry forward orthodontic activity (UOA)	0
Baseline contract value	£38,738.41

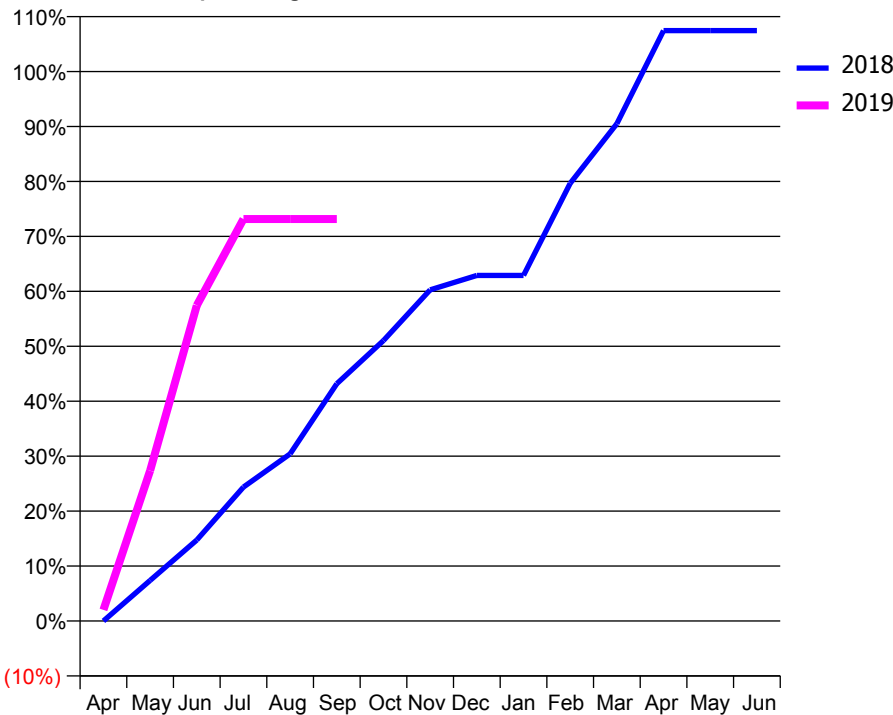
ACCESS*

Patients seen in 24 months	Total	Change since previous quarter
Quarter ending September 2017	725	
Quarter ending December 2017	771	↑
Quarter ending March 2018	941	↑
Quarter ending June 2018	1,008	↑
Quarter ending September 2018	789	↓
Variance since September 2017	8.8%	↑



ACTIVITY

Cumulative percentage of contracted UDA delivered 2018 & 2019



Month	Adjusted Scheduled Activity (UDA)	
	2018	2019
April	0	12
May	158	162
June	315	340
July	521	433
August	650	433
September	923	433
October	1,091	
November	1,288	
December	1,344	
January	1,344	
February	1,702	
March	1,934	
April	2,296	
May	2,296	
June	2,296	

QUALITY

	Quantity	Base Number	Contract	AT	Region	England
% of FP17s for the same patient ID Re-attending within 3 months - Children	0	6	0.0%	10.5%	11.5%	11.6%
% of FP17s for the same patient ID Re-attending within 3 months - Adults	0	346	0.0%	15.7%	16.5%	15.5%
% of FP17s for the same patient ID Re-attending between 3 & 9 months - Children	0	6	0.0%	44.8%	48.5%	58.8%
% of FP17s for the same patient ID Re-attending between 3 & 9 months - Adults	1	346	0.3%	37.0%	39.1%	51.1%
% of FP17s for Band 1 Urgent Courses	0	218	0.0%	10.9%	10.6%	9.0%
% of FP17s Relating to Free Repair or Replacements	0	218	0.0%	0.5%	0.5%	0.8%
% of FP17s Relating to Continuations	0	218	0.0%	0.7%	0.7%	0.9%
% of Patients satisfied with the dentistry they have received	0	0	N/A	90.7%	90.5%	93.3%
% of Patients satisfied with the time they had to wait for an appointment	0	0	N/A	82.5%	85.1%	88.9%

* This is based on patients treated on this contract for their most recent course of treatment. Figures in italics indicate the base number of FP17s or Patient Questionnaire responses are less than 100. N/A is shown where the base number of responses is less than 10 during the period. % is calculated as Quantity/Base number*100

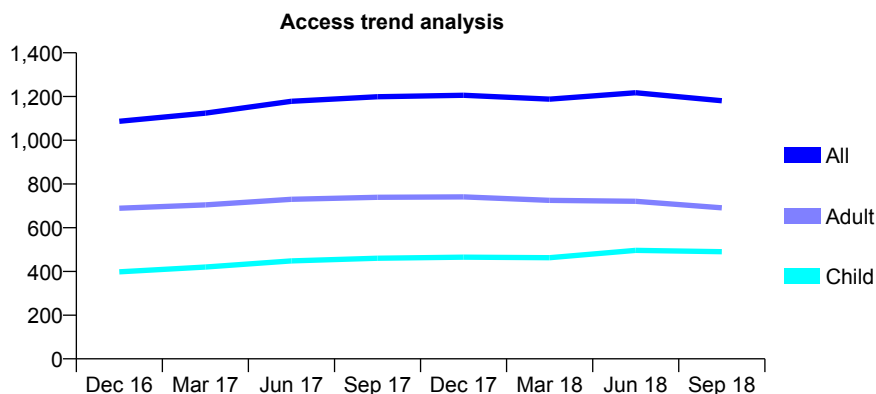
Q61 - Vital Signs At a Glance Contract Report for 839167/0001 - September 2018

Name or company name	Promenade Dental Practice
Contract type name	GDS Contract
Purpose of contract	General
Contract start date	01/04/2006
Contract end date	

18/19 Contracted general activity (UDA)	1,992
Carry forward general activity (UDA)	-40
18/19 Contracted orthodontic activity (UOA)	0
Carry forward orthodontic activity (UOA)	0
Baseline contract value	£62,432.89

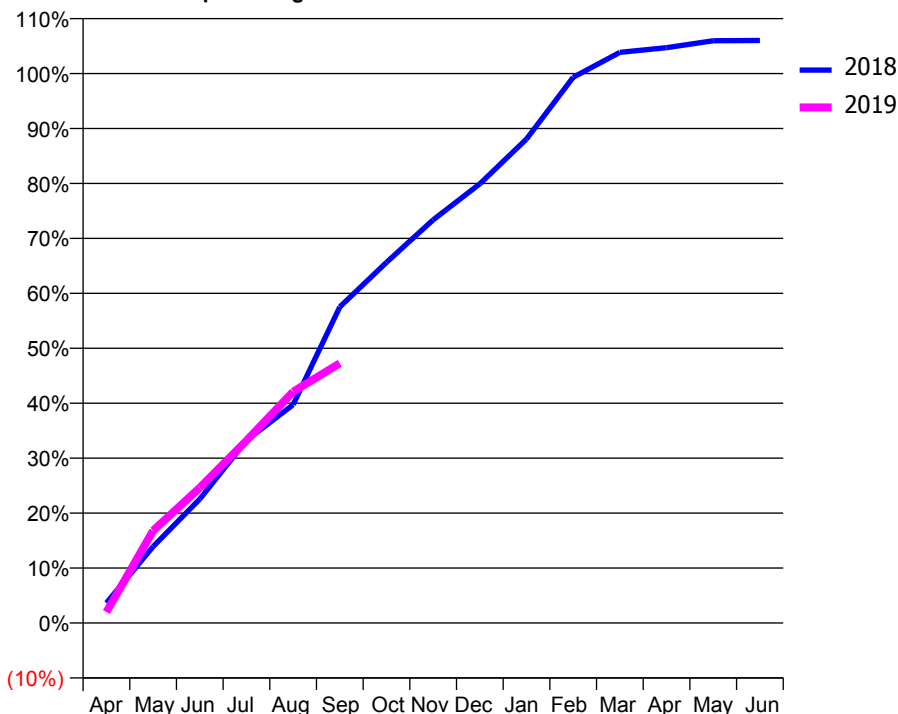
ACCESS*

Patients seen in 24 months	Total	Change since previous quarter
Quarter ending September 2017	1,199	
Quarter ending December 2017	1,206	→
Quarter ending March 2018	1,188	↓
Quarter ending June 2018	1,217	↑
Quarter ending September 2018	1,181	↓
Variance since September 2017	(1.5%)	↓



ACTIVITY

Cumulative percentage of contracted UDA delivered 2018 & 2019



Adjusted Scheduled Activity (UDA)

Month	2018	2019
April	73	40
May	277	335
June	449	491
July	662	661
August	792	839
September	1,146	942
October	1,307	
November	1,461	
December	1,592	
January	1,755	
February	1,978	
March	2,069	
April	2,085	
May	2,111	
June	2,112	

QUALITY

	Quantity	Base Number	Contract	AT	Region	England
% of FP17s for the same patient ID Re-attending within 3 months - Children	24	295	8.1%	10.5%	11.5%	11.6%
% of FP17s for the same patient ID Re-attending within 3 months - Adults	25	315	7.9%	15.7%	16.5%	15.5%
% of FP17s for the same patient ID Re-attending between 3 & 9 months - Children	128	295	43.4%	44.8%	48.5%	58.8%
% of FP17s for the same patient ID Re-attending between 3 & 9 months - Adults	129	315	41.0%	37.0%	39.1%	51.1%
% of FP17s for Band 1 Urgent Courses	45	564	8.0%	10.9%	10.6%	9.0%
% of FP17s Relating to Free Repair or Replacements	0	564	0.0%	0.5%	0.5%	0.8%
% of FP17s Relating to Continuations	1	564	0.2%	0.7%	0.7%	0.9%
% of Patients satisfied with the dentistry they have received	0	0	N/A	90.7%	90.5%	93.3%
% of Patients satisfied with the time they had to wait for an appointment	0	0	N/A	82.5%	85.1%	88.9%

* This is based on patients treated on this contract for their most recent course of treatment. Figures in italics indicate the base number of FP17s or Patient Questionnaire responses are less than 100. N/A is shown where the base number of responses is less than 10 during the period. % is calculated as Quantity/Base number*100

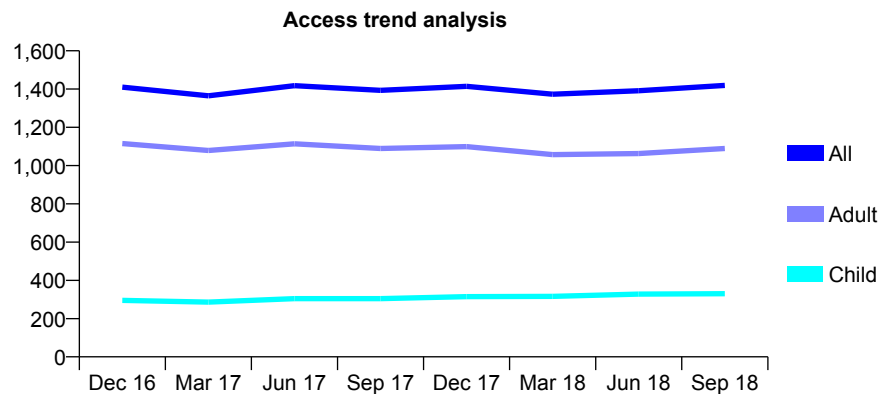
Q61 - Vital Signs At a Glance Contract Report for 839779/0001 - September 2018

Name or company name	MR M SIMYAB
Contract type name	GDS Contract
Purpose of contract	General
Contract start date	01/04/2006
Contract end date	

18/19 Contracted general activity (UDA)	3,780
Carry forward general activity (UDA)	-76
18/19 Contracted orthodontic activity (UOA)	0
Carry forward orthodontic activity (UOA)	0
Baseline contract value	£137,861.11

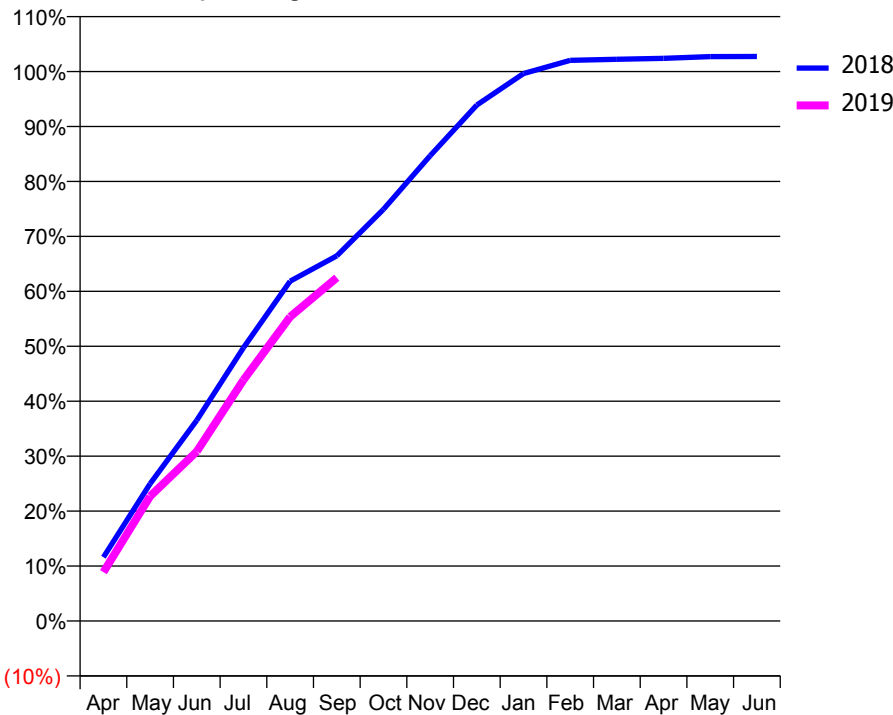
ACCESS*

Patients seen in 24 months	Total	Change since previous quarter
Quarter ending September 2017	1,393	
Quarter ending December 2017	1,414	→
Quarter ending March 2018	1,373	↓
Quarter ending June 2018	1,391	→
Quarter ending September 2018	1,419	↑
Variance since September 2017	1.9%	→



ACTIVITY

Cumulative percentage of contracted UDA delivered 2018 & 2019



Month	Adjusted Scheduled Activity (UDA)	
	2018	2019
April	439	336
May	944	858
June	1,381	1,166
July	1,880	1,658
August	2,337	2,093
September	2,512	2,362
October	2,832	
November	3,201	
December	3,549	
January	3,766	
February	3,857	
March	3,864	
April	3,870	
May	3,882	
June	3,883	

QUALITY

	Quantity	Base Number	Contract	AT	Region	England
% of FP17s for the same patient ID Re-attending within 3 months - Children	16	207	7.7%	10.5%	11.5%	11.6%
% of FP17s for the same patient ID Re-attending within 3 months - Adults	91	651	14.0%	15.7%	16.5%	15.5%
% of FP17s for the same patient ID Re-attending between 3 & 9 months - Children	53	207	25.6%	44.8%	48.5%	58.8%
% of FP17s for the same patient ID Re-attending between 3 & 9 months - Adults	214	651	32.9%	37.0%	39.1%	51.1%
% of FP17s for Band 1 Urgent Courses	78	841	9.3%	10.9%	10.6%	9.0%
% of FP17s Relating to Free Repair or Replacements	0	841	0.0%	0.5%	0.5%	0.8%
% of FP17s Relating to Continuations	33	841	3.9%	0.7%	0.7%	0.9%
% of Patients satisfied with the dentistry they have received	0	0	N/A	90.7%	90.5%	93.3%
% of Patients satisfied with the time they had to wait for an appointment	0	0	N/A	82.5%	85.1%	88.9%

* This is based on patients treated on this contract for their most recent course of treatment. Figures in italics indicate the base number of FP17s or Patient Questionnaire responses are less than 100. N/A is shown where the base number of responses is less than 10 during the period. % is calculated as Quantity/Base number*100

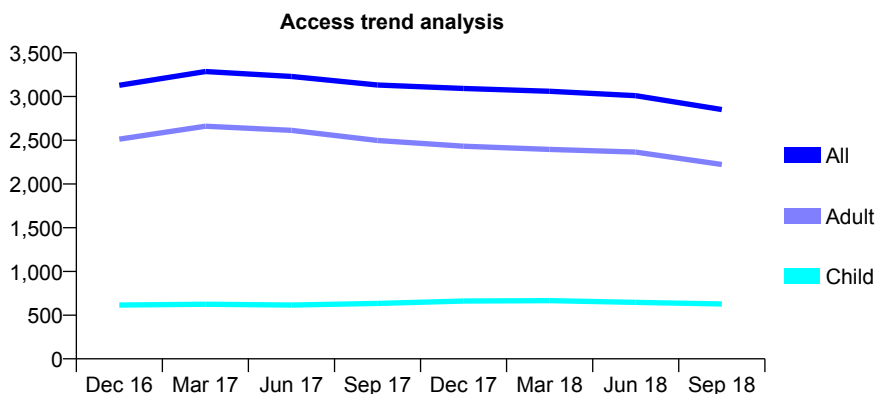
Q61 - Vital Signs At a Glance Contract Report for 841242/0001 - September 2018

Name or company name	MRS O SULAIMAN
Contract type name	GDS Contract
Purpose of contract	General
Contract start date	01/04/2006
Contract end date	

18/19 Contracted general activity (UDA)	6,663
Carry forward general activity (UDA)	-55
18/19 Contracted orthodontic activity (UOA)	0
Carry forward orthodontic activity (UOA)	0
Baseline contract value	£187,323.98

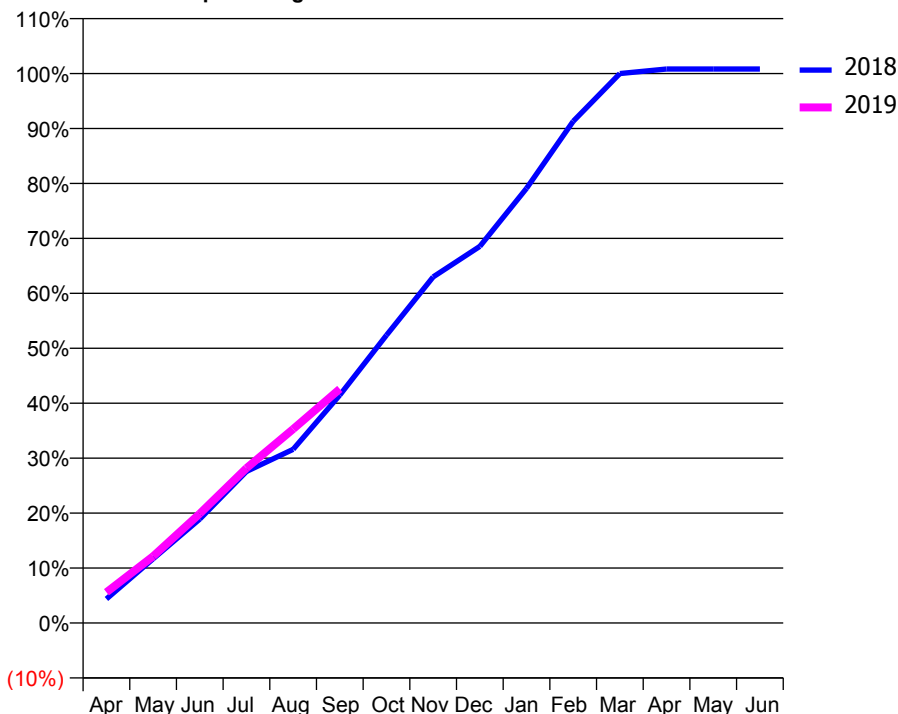
ACCESS*

Patients seen in 24 months	Total	Change since previous quarter
Quarter ending September 2017	3,131	
Quarter ending December 2017	3,092	↓
Quarter ending March 2018	3,060	↓
Quarter ending June 2018	3,010	↓
Quarter ending September 2018	2,851	↓
Variance since September 2017	(8.9%)	↓



ACTIVITY

Cumulative percentage of contracted UDA delivered 2018 & 2019



Month	Adjusted Scheduled Activity (UDA)	
	2018	2019
April	292	372
May	779	809
June	1,261	1,326
July	1,838	1,878
August	2,107	2,352
September	2,764	2,838
October	3,490	
November	4,197	
December	4,567	
January	5,270	
February	6,083	
March	6,662	
April	6,718	
May	6,718	
June	6,718	

QUALITY

	Quantity	Base Number	Contract	AT	Region	England
% of FP17s for the same patient ID Re-attending within 3 months - Children	69	393	17.6%	10.5%	11.5%	11.6%
% of FP17s for the same patient ID Re-attending within 3 months - Adults	116	966	12.0%	15.7%	16.5%	15.5%
% of FP17s for the same patient ID Re-attending between 3 & 9 months - Children	176	393	44.8%	44.8%	48.5%	58.8%
% of FP17s for the same patient ID Re-attending between 3 & 9 months - Adults	354	966	36.6%	37.0%	39.1%	51.1%
% of FP17s for Band 1 Urgent Courses	121	1,337	9.1%	10.9%	10.6%	9.0%
% of FP17s Relating to Free Repair or Replacements	0	1,337	0.0%	0.5%	0.5%	0.8%
% of FP17s Relating to Continuations	0	1,337	0.0%	0.7%	0.7%	0.9%
% of Patients satisfied with the dentistry they have received	1	1	N/A	90.7%	90.5%	93.3%
% of Patients satisfied with the time they had to wait for an appointment	0	1	N/A	82.5%	85.1%	88.9%

* This is based on patients treated on this contract for their most recent course of treatment. Figures in italics indicate the base number of FP17s or Patient Questionnaire responses are less than 100. N/A is shown where the base number of responses is less than 10 during the period. % is calculated as Quantity/Base number*100

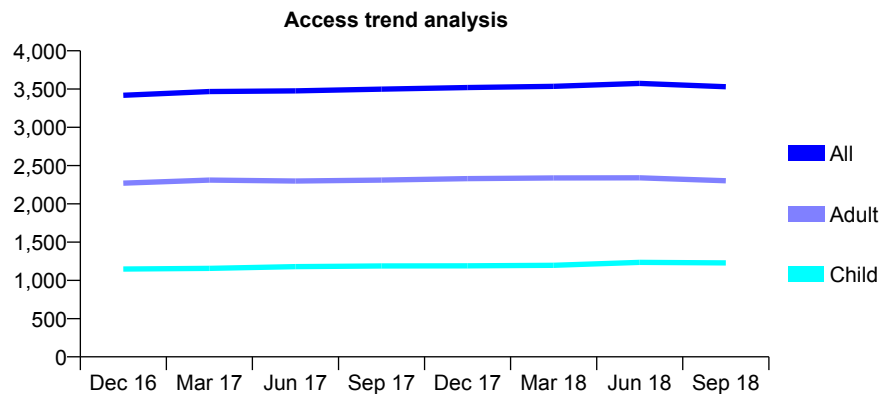
Q61 - Vital Signs At a Glance Contract Report for 841390/0001 - September 2018

Name or company name	MR AG PATEL
Contract type name	GDS Contract
Purpose of contract	General
Contract start date	01/04/2006
Contract end date	

18/19 Contracted general activity (UDA)	6,499
Carry forward general activity (UDA)	-126
18/19 Contracted orthodontic activity (UOA)	0
Carry forward orthodontic activity (UOA)	0
Baseline contract value	£185,464.81

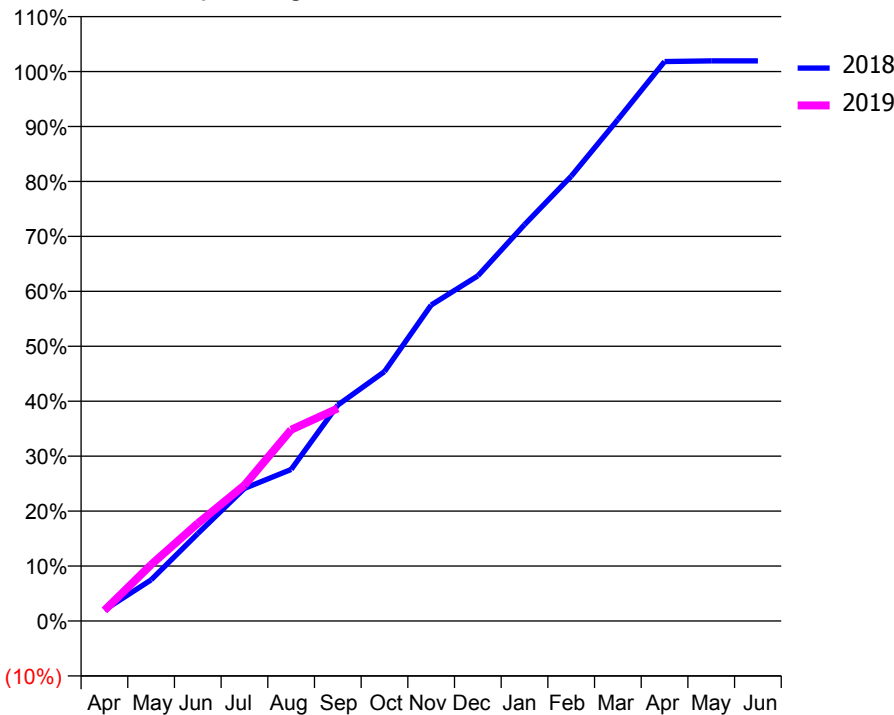
ACCESS*

Patients seen in 24 months	Total	Change since previous quarter
Quarter ending September 2017	3,499	
Quarter ending December 2017	3,519	→
Quarter ending March 2018	3,535	→
Quarter ending June 2018	3,574	→
Quarter ending September 2018	3,530	↓
Variance since September 2017	0.9%	→



ACTIVITY

Cumulative percentage of contracted UDA delivered 2018 & 2019



Adjusted Scheduled Activity (UDA)		
Month	2018	2019
April	130	126
May	486	666
June	1,033	1,155
July	1,569	1,607
August	1,792	2,263
September	2,555	2,515
October	2,950	
November	3,737	
December	4,082	
January	4,688	
February	5,260	
March	5,931	
April	6,617	
May	6,625	
June	6,625	

QUALITY

	Quantity	Base Number	Contract	AT	Region	England
% of FP17s for the same patient ID Re-attending within 3 months - Children	9	667	1.3%	10.5%	11.5%	11.6%
% of FP17s for the same patient ID Re-attending within 3 months - Adults	41	1,016	4.0%	15.7%	16.5%	15.5%
% of FP17s for the same patient ID Re-attending between 3 & 9 months - Children	292	667	43.8%	44.8%	48.5%	58.8%
% of FP17s for the same patient ID Re-attending between 3 & 9 months - Adults	410	1,016	40.4%	37.0%	39.1%	51.1%
% of FP17s for Band 1 Urgent Courses	6	1,400	0.4%	10.9%	10.6%	9.0%
% of FP17s Relating to Free Repair or Replacements	4	1,400	0.3%	0.5%	0.5%	0.8%
% of FP17s Relating to Continuations	4	1,400	0.3%	0.7%	0.7%	0.9%
% of Patients satisfied with the dentistry they have received	0	0	N/A	90.7%	90.5%	93.3%
% of Patients satisfied with the time they had to wait for an appointment	0	0	N/A	82.5%	85.1%	88.9%

* This is based on patients treated on this contract for their most recent course of treatment. Figures in italics indicate the base number of FP17s or Patient Questionnaire responses are less than 100. N/A is shown where the base number of responses is less than 10 during the period. % is calculated as Quantity/Base number*100

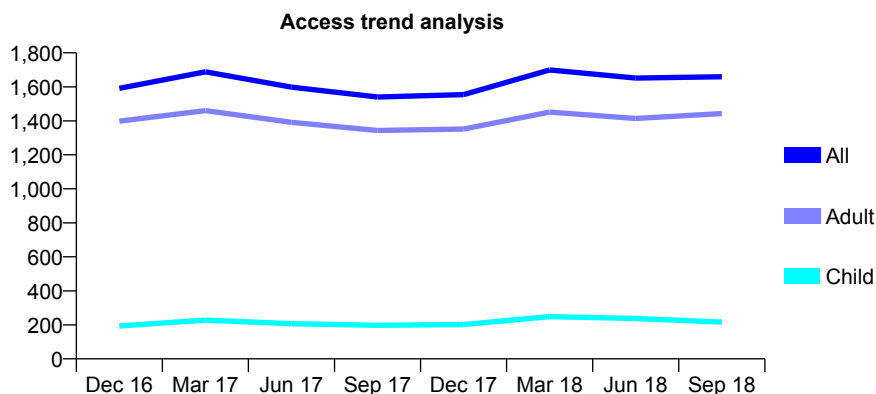
Q61 - Vital Signs At a Glance Contract Report for 841463/0001 - September 2018

Name or company name	MR H TOSI
Contract type name	GDS Contract
Purpose of contract	General
Contract start date	01/04/2006
Contract end date	

18/19 Contracted general activity (UDA)	3,786
Carry forward general activity (UDA)	-45
18/19 Contracted orthodontic activity (UOA)	0
Carry forward orthodontic activity (UOA)	0
Baseline contract value	£193,879.17

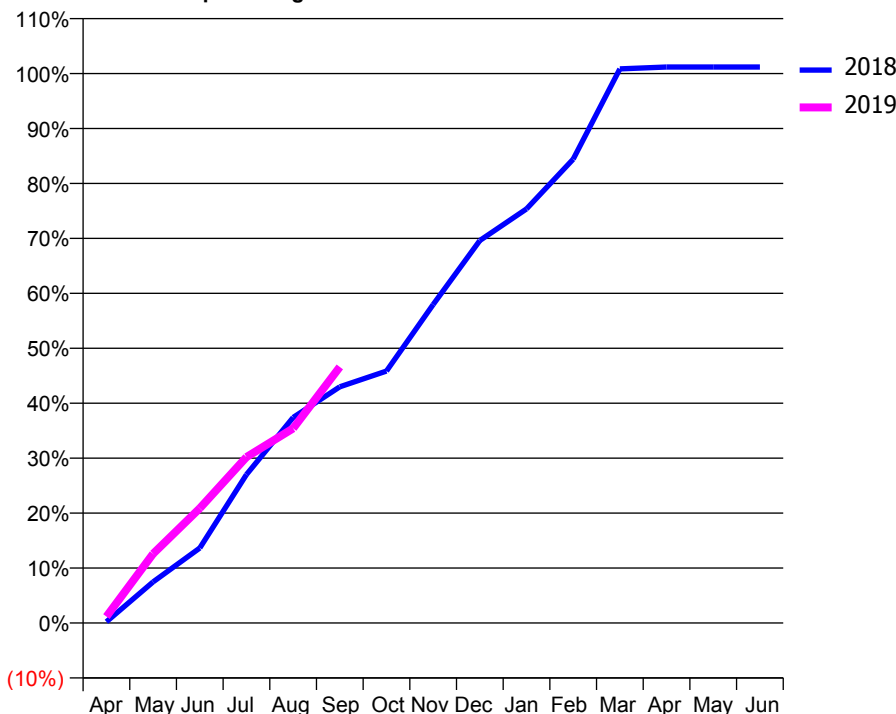
ACCESS*

Patients seen in 24 months	Total	Change since previous quarter
Quarter ending September 2017	1,540	
Quarter ending December 2017	1,554	→
Quarter ending March 2018	1,699	↑
Quarter ending June 2018	1,651	↓
Quarter ending September 2018	1,659	→
Variance since September 2017	7.7%	↑



ACTIVITY

Cumulative percentage of contracted UDA delivered 2018 & 2019



Adjusted Scheduled Activity (UDA)

Month	2018	2019
April	9	45
May	283	477
June	517	791
July	1,023	1,143
August	1,416	1,341
September	1,627	1,764
October	1,736	
November	2,194	
December	2,636	
January	2,853	
February	3,196	
March	3,818	
April	3,831	
May	3,831	
June	3,831	

QUALITY

	Quantity	Base Number	Contract	AT	Region	England
% of FP17s for the same patient ID Re-attending within 3 months - Children	5	75	6.7%	10.5%	11.5%	11.6%
% of FP17s for the same patient ID Re-attending within 3 months - Adults	71	639	11.1%	15.7%	16.5%	15.5%
% of FP17s for the same patient ID Re-attending between 3 & 9 months - Children	20	75	26.7%	44.8%	48.5%	58.8%
% of FP17s for the same patient ID Re-attending between 3 & 9 months - Adults	122	639	19.1%	37.0%	39.1%	51.1%
% of FP17s for Band 1 Urgent Courses	137	712	19.2%	10.9%	10.6%	9.0%
% of FP17s Relating to Free Repair or Replacements	0	712	0.0%	0.5%	0.5%	0.8%
% of FP17s Relating to Continuations	2	712	0.3%	0.7%	0.7%	0.9%
% of Patients satisfied with the dentistry they have received	0	0	N/A	90.7%	90.5%	93.3%
% of Patients satisfied with the time they had to wait for an appointment	0	0	N/A	82.5%	85.1%	88.9%

* This is based on patients treated on this contract for their most recent course of treatment. Figures in italics indicate the base number of FP17s or Patient Questionnaire responses are less than 100. N/A is shown where the base number of responses is less than 10 during the period. % is calculated as Quantity/Base number*100

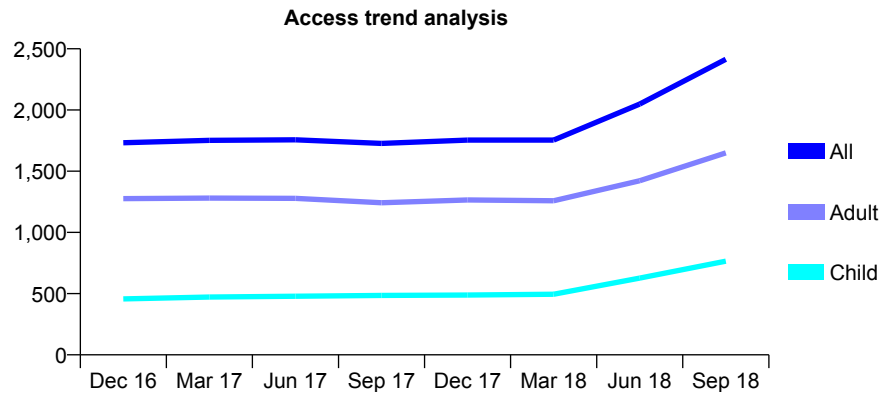
Q61 - Vital Signs At a Glance Contract Report for 842567/0001 - September 2018

Name or company name	MR P PATEL
Contract type name	GDS Contract
Purpose of contract	General
Contract start date	01/04/2006
Contract end date	

18/19 Contracted general activity (UDA)	10,481
Carry forward general activity (UDA)	-142
18/19 Contracted orthodontic activity (UOA)	0
Carry forward orthodontic activity (UOA)	0
Baseline contract value	£282,713.74

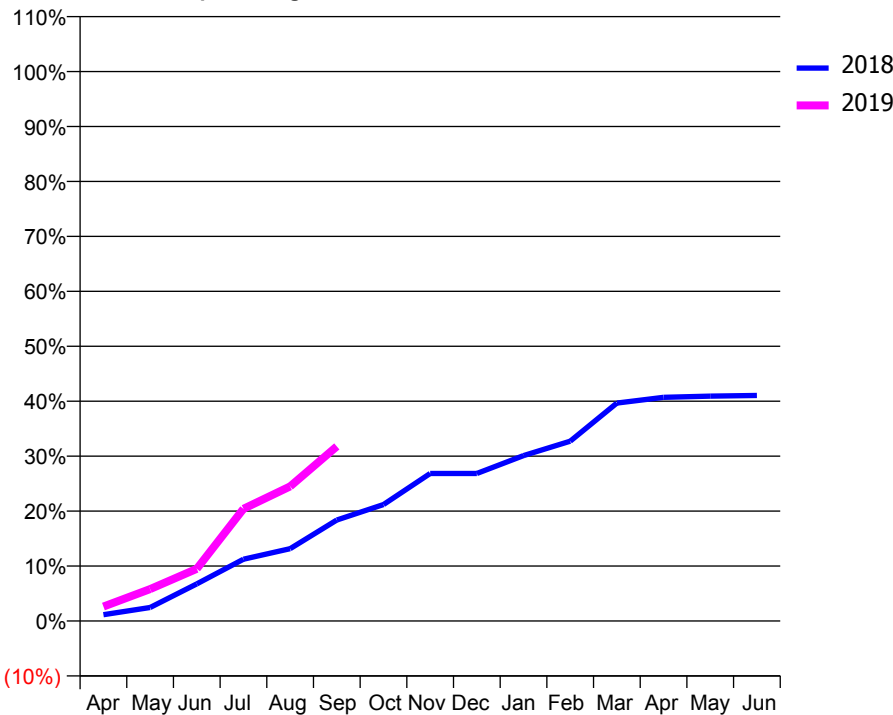
ACCESS*

Patients seen in 24 months	Total	Change since previous quarter
Quarter ending September 2017	1,727	
Quarter ending December 2017	1,754	→
Quarter ending March 2018	1,754	→
Quarter ending June 2018	2,049	↑
Quarter ending September 2018	2,415	↑
Variance since September 2017	39.8%	↑



ACTIVITY

Cumulative percentage of contracted UDA delivered 2018 & 2019



Adjusted Scheduled Activity (UDA)		
Month	2018	2019
April	122	275
May	257	610
June	707	995
July	1,178	2,140
August	1,379	2,568
September	1,926	3,330
October	2,221	
November	2,813	
December	2,813	
January	3,155	
February	3,430	
March	4,156	
April	4,267	
May	4,288	
June	4,301	

QUALITY

	Quantity	Base Number	Contract	AT	Region	England
% of FP17s for the same patient ID Re-attending within 3 months - Children	21	564	3.7%	10.5%	11.5%	11.6%
% of FP17s for the same patient ID Re-attending within 3 months - Adults	84	1,095	7.7%	15.7%	16.5%	15.5%
% of FP17s for the same patient ID Re-attending between 3 & 9 months - Children	156	564	27.7%	44.8%	48.5%	58.8%
% of FP17s for the same patient ID Re-attending between 3 & 9 months - Adults	263	1,095	24.0%	37.0%	39.1%	51.1%
% of FP17s for Band 1 Urgent Courses	86	1,579	5.4%	10.9%	10.6%	9.0%
% of FP17s Relating to Free Repair or Replacements	7	1,579	0.4%	0.5%	0.5%	0.8%
% of FP17s Relating to Continuations	9	1,579	0.6%	0.7%	0.7%	0.9%
% of Patients satisfied with the dentistry they have received	2	2	N/A	90.7%	90.5%	93.3%
% of Patients satisfied with the time they had to wait for an appointment	2	2	N/A	82.5%	85.1%	88.9%

* This is based on patients treated on this contract for their most recent course of treatment. Figures in italics indicate the base number of FP17s or Patient Questionnaire responses are less than 100. N/A is shown where the base number of responses is less than 10 during the period. % is calculated as Quantity/Base number*100

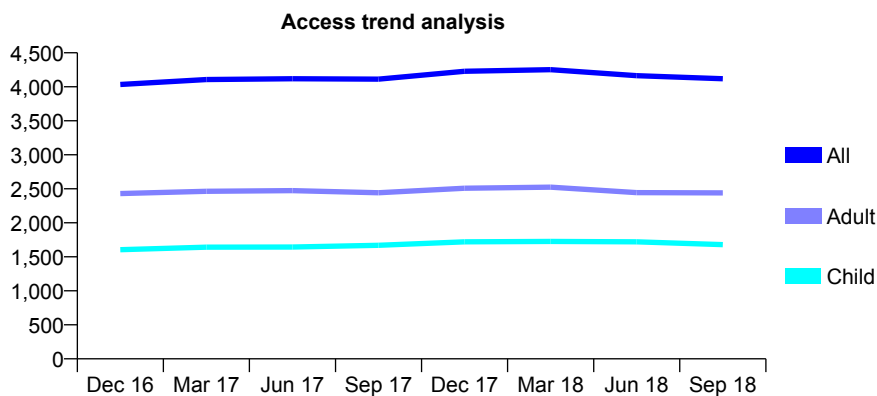
Q61 - Vital Signs At a Glance Contract Report for 842605/0001 - September 2018

Name or company name	MR GS UBHI
Contract type name	GDS Contract
Purpose of contract	General
Contract start date	01/04/2006
Contract end date	

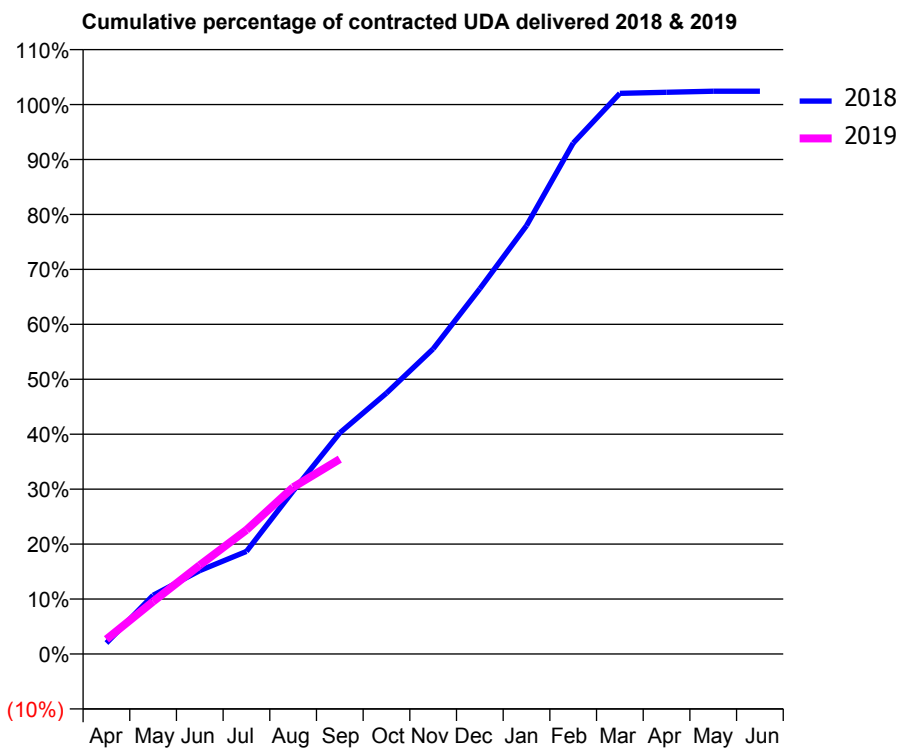
18/19 Contracted general activity (UDA)	12,053
Carry forward general activity (UDA)	-241
18/19 Contracted orthodontic activity (UOA)	0
Carry forward orthodontic activity (UOA)	0
Baseline contract value	£356,146.33

ACCESS*

Patients seen in 24 months	Total	Change since previous quarter
Quarter ending September 2017	4,112	
Quarter ending December 2017	4,229	↑
Quarter ending March 2018	4,251	→
Quarter ending June 2018	4,164	↓
Quarter ending September 2018	4,119	↓
Variance since September 2017	0.2%	→



ACTIVITY



Month	Adjusted Scheduled Activity (UDA)	
	2018	2019
April	241	324
May	1,288	1,152
June	1,829	1,948
July	2,250	2,722
August	3,576	3,659
September	4,851	4,274
October	5,723	
November	6,693	
December	8,012	
January	9,397	
February	11,207	
March	12,298	
April	12,321	
May	12,345	
June	12,346	

QUALITY

	Quantity	Base Number	Contract	AT	Region	England
% of FP17s for the same patient ID Re-attending within 3 months - Children	91	836	10.9%	10.5%	11.5%	11.6%
% of FP17s for the same patient ID Re-attending within 3 months - Adults	148	952	15.5%	15.7%	16.5%	15.5%
% of FP17s for the same patient ID Re-attending between 3 & 9 months - Children	352	836	42.1%	44.8%	48.5%	58.8%
% of FP17s for the same patient ID Re-attending between 3 & 9 months - Adults	289	952	30.4%	37.0%	39.1%	51.1%
% of FP17s for Band 1 Urgent Courses	165	1,419	11.6%	10.9%	10.6%	9.0%
% of FP17s Relating to Free Repair or Replacements	0	1,419	0.0%	0.5%	0.5%	0.8%
% of FP17s Relating to Continuations	0	1,419	0.0%	0.7%	0.7%	0.9%
% of Patients satisfied with the dentistry they have received	1	1	N/A	90.7%	90.5%	93.3%
% of Patients satisfied with the time they had to wait for an appointment	1	1	N/A	82.5%	85.1%	88.9%

* This is based on patients treated on this contract for their most recent course of treatment. Figures in italics indicate the base number of FP17s or Patient Questionnaire responses are less than 100. N/A is shown where the base number of responses is less than 10 during the period. % is calculated as Quantity/Base number*100

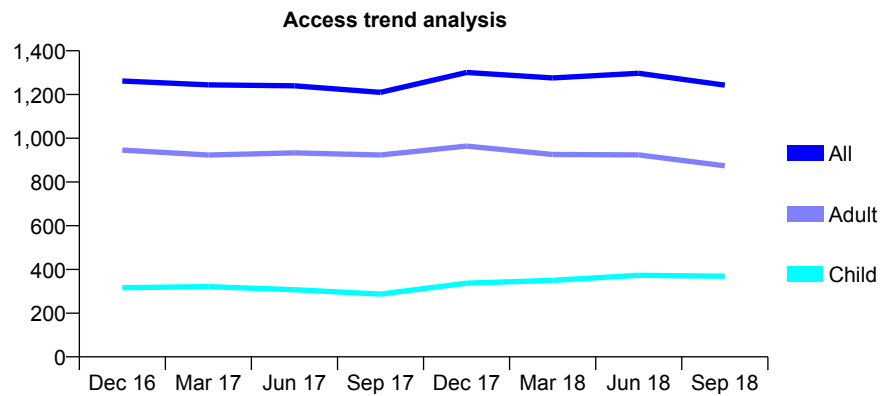
Q61 - Vital Signs At a Glance Contract Report for 843148/0002 - September 2018

Name or company name	MR SR MANAFI
Contract type name	GDS Contract
Purpose of contract	General
Contract start date	01/04/2006
Contract end date	

18/19 Contracted general activity (UDA)	4,613
Carry forward general activity (UDA)	-64
18/19 Contracted orthodontic activity (UOA)	0
Carry forward orthodontic activity (UOA)	0
Baseline contract value	£156,212.65

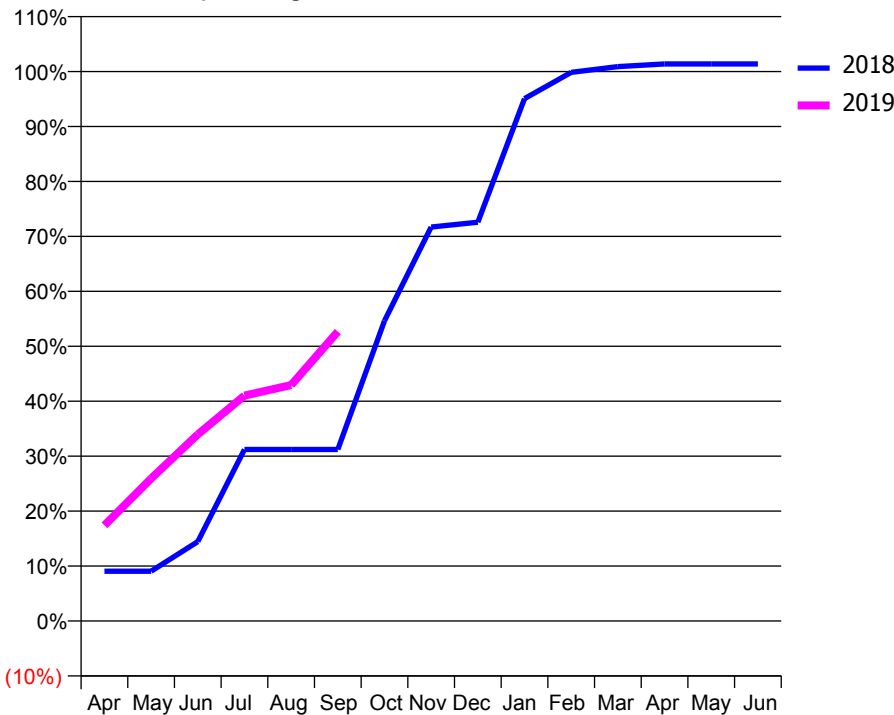
ACCESS*

Patients seen in 24 months	Total	Change since previous quarter
Quarter ending September 2017	1,210	
Quarter ending December 2017	1,301	↑
Quarter ending March 2018	1,276	↓
Quarter ending June 2018	1,297	→
Quarter ending September 2018	1,243	↓
Variance since September 2017	2.7%	↑



ACTIVITY

Cumulative percentage of contracted UDA delivered 2018 & 2019



Month	Adjusted Scheduled Activity (UDA)	
	2018	2019
April	418	803
May	418	1,197
June	667	1,567
July	1,440	1,893
August	1,440	1,981
September	1,440	2,430
October	2,521	
November	3,307	
December	3,348	
January	4,385	
February	4,606	
March	4,654	
April	4,677	
May	4,677	
June	4,677	

QUALITY

	Quantity	Base Number	Contract	AT	Region	England
% of FP17s for the same patient ID Re-attending within 3 months - Children	28	253	11.1%	10.5%	11.5%	11.6%
% of FP17s for the same patient ID Re-attending within 3 months - Adults	56	378	14.8%	15.7%	16.5%	15.5%
% of FP17s for the same patient ID Re-attending between 3 & 9 months - Children	122	253	48.2%	44.8%	48.5%	58.8%
% of FP17s for the same patient ID Re-attending between 3 & 9 months - Adults	130	378	34.4%	37.0%	39.1%	51.1%
% of FP17s for Band 1 Urgent Courses	65	609	10.7%	10.9%	10.6%	9.0%
% of FP17s Relating to Free Repair or Replacements	0	609	0.0%	0.5%	0.5%	0.8%
% of FP17s Relating to Continuations	8	609	1.3%	0.7%	0.7%	0.9%
% of Patients satisfied with the dentistry they have received	2	2	N/A	90.7%	90.5%	93.3%
% of Patients satisfied with the time they had to wait for an appointment	2	2	N/A	82.5%	85.1%	88.9%

* This is based on patients treated on this contract for their most recent course of treatment. Figures in italics indicate the base number of FP17s or Patient Questionnaire responses are less than 100. N/A is shown where the base number of responses is less than 10 during the period. % is calculated as Quantity/Base number*100

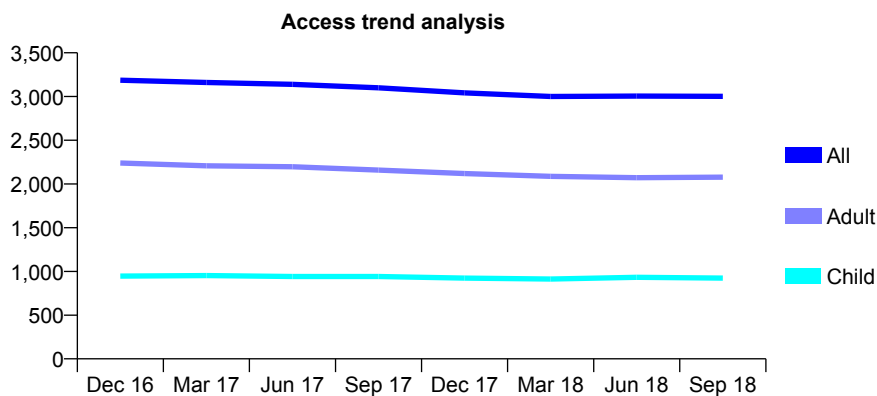
Q61 - Vital Signs At a Glance Contract Report for 843148/0003 - September 2018

Name or company name	MR SR MANAFI
Contract type name	GDS Contract
Purpose of contract	General
Contract start date	01/04/2006
Contract end date	

18/19 Contracted general activity (UDA)	9,676
Carry forward general activity (UDA)	-194
18/19 Contracted orthodontic activity (UOA)	0
Carry forward orthodontic activity (UOA)	0
Baseline contract value	£324,119.07

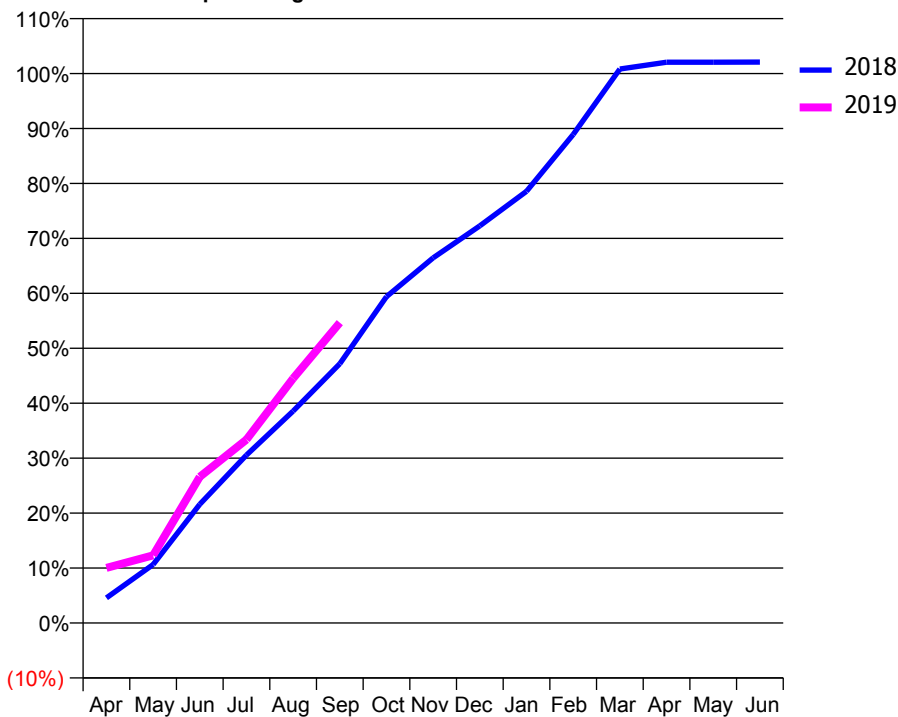
ACCESS*

Patients seen in 24 months	Total	Change since previous quarter
Quarter ending September 2017	3,100	
Quarter ending December 2017	3,042	↓
Quarter ending March 2018	3,000	↓
Quarter ending June 2018	3,005	→
Quarter ending September 2018	3,002	→
Variance since September 2017	(3.2%)	↓



ACTIVITY

Cumulative percentage of contracted UDA delivered 2018 & 2019



Adjusted Scheduled Activity (UDA)

Month	2018	2019
April	443	970
May	1,030	1,191
June	2,091	2,574
July	2,956	3,230
August	3,733	4,308
September	4,567	5,289
October	5,747	
November	6,430	
December	6,993	
January	7,602	
February	8,601	
March	9,755	
April	9,874	
May	9,874	
June	9,878	

QUALITY

	Quantity	Base Number	Contract	AT	Region	England
% of FP17s for the same patient ID Re-attending within 3 months - Children	45	502	9.0%	10.5%	11.5%	11.6%
% of FP17s for the same patient ID Re-attending within 3 months - Adults	215	1,026	21.0%	15.7%	16.5%	15.5%
% of FP17s for the same patient ID Re-attending between 3 & 9 months - Children	153	502	30.5%	44.8%	48.5%	58.8%
% of FP17s for the same patient ID Re-attending between 3 & 9 months - Adults	234	1,026	22.8%	37.0%	39.1%	51.1%
% of FP17s for Band 1 Urgent Courses	305	1,470	20.7%	10.9%	10.6%	9.0%
% of FP17s Relating to Free Repair or Replacements	0	1,470	0.0%	0.5%	0.5%	0.8%
% of FP17s Relating to Continuations	14	1,470	1.0%	0.7%	0.7%	0.9%
% of Patients satisfied with the dentistry they have received	0	0	N/A	90.7%	90.5%	93.3%
% of Patients satisfied with the time they had to wait for an appointment	0	0	N/A	82.5%	85.1%	88.9%

* This is based on patients treated on this contract for their most recent course of treatment. Figures in italics indicate the base number of FP17s or Patient Questionnaire responses are less than 100. N/A is shown where the base number of responses is less than 10 during the period. % is calculated as Quantity/Base number*100

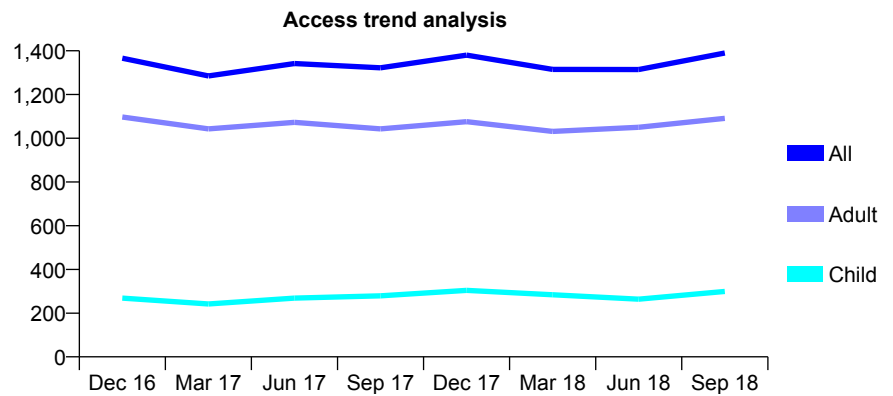
Q61 - Vital Signs At a Glance Contract Report for 843253/0001 - September 2018

Name or company name	MS AL DOBRE
Contract type name	GDS Contract
Purpose of contract	General
Contract start date	01/04/2006
Contract end date	

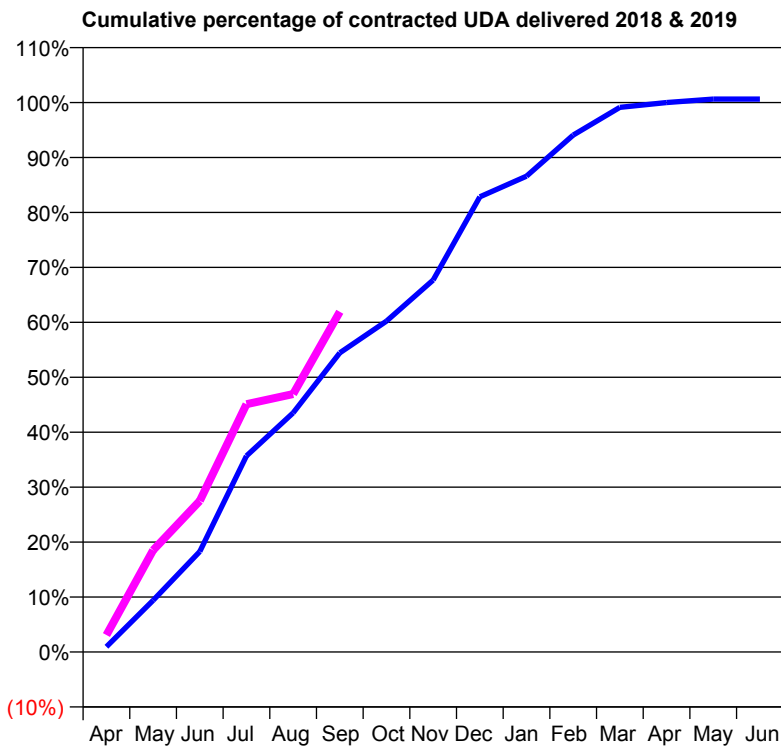
18/19 Contracted general activity (UDA)	3,786
Carry forward general activity (UDA)	-24
18/19 Contracted orthodontic activity (UOA)	0
Carry forward orthodontic activity (UOA)	0
Baseline contract value	£194,286.31

ACCESS*

Patients seen in 24 months	Total	Change since previous quarter
Quarter ending September 2017	1,322	
Quarter ending December 2017	1,380	↑
Quarter ending March 2018	1,315	↓
Quarter ending June 2018	1,314	→
Quarter ending September 2018	1,390	↑
Variance since September 2017	5.1%	↑



ACTIVITY



Month	Adjusted Scheduled Activity (UDA)	
	2018	2019
April	36	117
May	356	701
June	692	1,041
July	1,351	1,707
August	1,648	1,777
September	2,061	2,345
October	2,280	
November	2,563	
December	3,136	
January	3,279	
February	3,562	
March	3,753	
April	3,786	
May	3,810	
June	3,810	

QUALITY

	Quantity	Base Number	Contract	AT	Region	England
% of FP17s for the same patient ID Re-attending within 3 months - Children	10	177	5.6%	10.5%	11.5%	11.6%
% of FP17s for the same patient ID Re-attending within 3 months - Adults	66	636	10.4%	15.7%	16.5%	15.5%
% of FP17s for the same patient ID Re-attending between 3 & 9 months - Children	38	177	21.5%	44.8%	48.5%	58.8%
% of FP17s for the same patient ID Re-attending between 3 & 9 months - Adults	109	636	17.1%	37.0%	39.1%	51.1%
% of FP17s for Band 1 Urgent Courses	128	806	15.9%	10.9%	10.6%	9.0%
% of FP17s Relating to Free Repair or Replacements	4	806	0.5%	0.5%	0.5%	0.8%
% of FP17s Relating to Continuations	5	806	0.6%	0.7%	0.7%	0.9%
% of Patients satisfied with the dentistry they have received	0	0	N/A	90.7%	90.5%	93.3%
% of Patients satisfied with the time they had to wait for an appointment	0	0	N/A	82.5%	85.1%	88.9%

* This is based on patients treated on this contract for their most recent course of treatment. Figures in italics indicate the base number of FP17s or Patient Questionnaire responses are less than 100. N/A is shown where the base number of responses is less than 10 during the period. % is calculated as Quantity/Base number*100

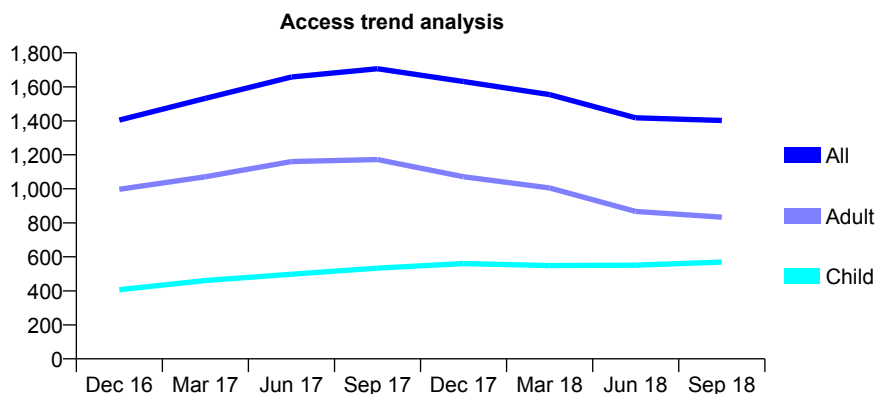
Q61 - Vital Signs At a Glance Contract Report for 845531/0001 - September 2018

Name or company name	MR J SHAH
Contract type name	GDS Contract
Purpose of contract	General
Contract start date	01/09/2015
Contract end date	

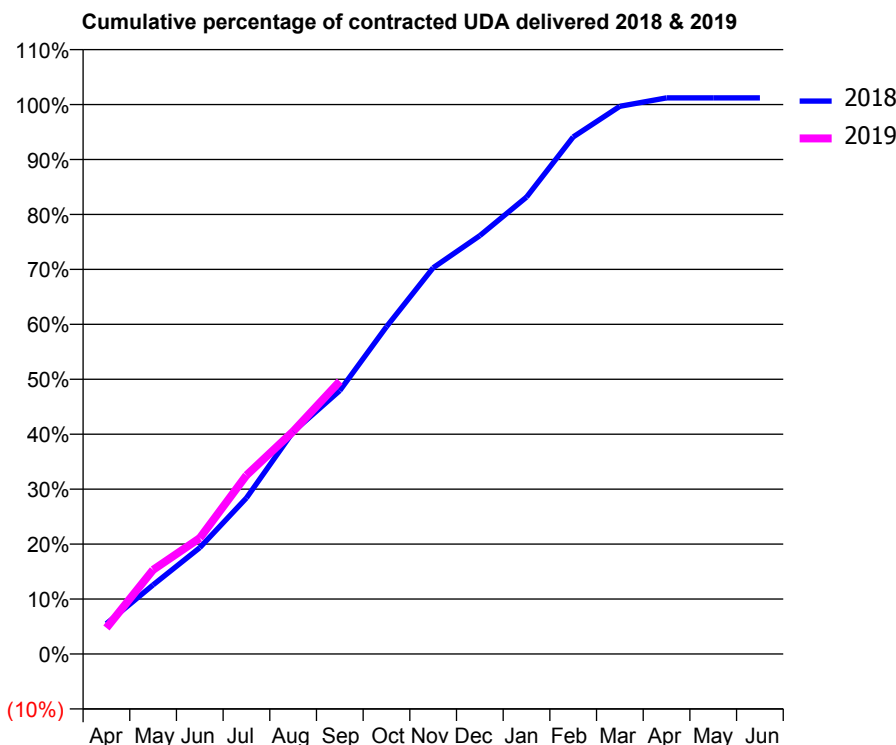
18/19 Contracted general activity (UDA)	7,427
Carry forward general activity (UDA)	-90
18/19 Contracted orthodontic activity (UOA)	0
Carry forward orthodontic activity (UOA)	0
Baseline contract value	£217,711.67

ACCESS*

Patients seen in 24 months	Total	Change since previous quarter
Quarter ending September 2017	1,706	
Quarter ending December 2017	1,631	↓
Quarter ending March 2018	1,554	↓
Quarter ending June 2018	1,418	↓
Quarter ending September 2018	1,402	↓
Variance since September 2017	(17.8%)	↓



ACTIVITY



Adjusted Scheduled Activity (UDA)		
Month	2018	2019
April	410	352
May	935	1,139
June	1,437	1,567
July	2,110	2,417
August	3,003	3,009
September	3,560	3,687
October	4,424	
November	5,220	
December	5,655	
January	6,175	
February	6,989	
March	7,402	
April	7,517	
May	7,517	
June	7,517	

QUALITY

	Quantity	Base Number	Contract	AT	Region	England
% of FP17s for the same patient ID Re-attending within 3 months - Children	54	375	14.4%	10.5%	11.5%	11.6%
% of FP17s for the same patient ID Re-attending within 3 months - Adults	204	489	41.7%	15.7%	16.5%	15.5%
% of FP17s for the same patient ID Re-attending between 3 & 9 months - Children	140	375	37.3%	44.8%	48.5%	58.8%
% of FP17s for the same patient ID Re-attending between 3 & 9 months - Adults	105	489	21.5%	37.0%	39.1%	51.1%
% of FP17s for Band 1 Urgent Courses	175	822	21.3%	10.9%	10.6%	9.0%
% of FP17s Relating to Free Repair or Replacements	0	822	0.0%	0.5%	0.5%	0.8%
% of FP17s Relating to Continuations	9	822	1.1%	0.7%	0.7%	0.9%
% of Patients satisfied with the dentistry they have received	1	1	N/A	90.7%	90.5%	93.3%
% of Patients satisfied with the time they had to wait for an appointment	1	1	N/A	82.5%	85.1%	88.9%

* This is based on patients treated on this contract for their most recent course of treatment. Figures in italics indicate the base number of FP17s or Patient Questionnaire responses are less than 100. N/A is shown where the base number of responses is less than 10 during the period. % is calculated as Quantity/Base number*100

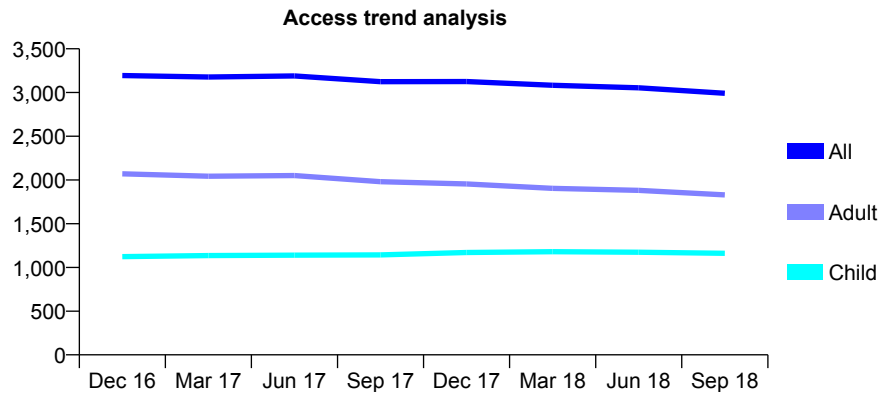
Q61 - Vital Signs At a Glance Contract Report for 847283/0001 - September 2018

Name or company name	MR SK MALIK
Contract type name	GDS Contract
Purpose of contract	General
Contract start date	01/04/2006
Contract end date	

18/19 Contracted general activity (UDA)	5,694
Carry forward general activity (UDA)	0
18/19 Contracted orthodontic activity (UOA)	0
Carry forward orthodontic activity (UOA)	0
Baseline contract value	£149,272.10

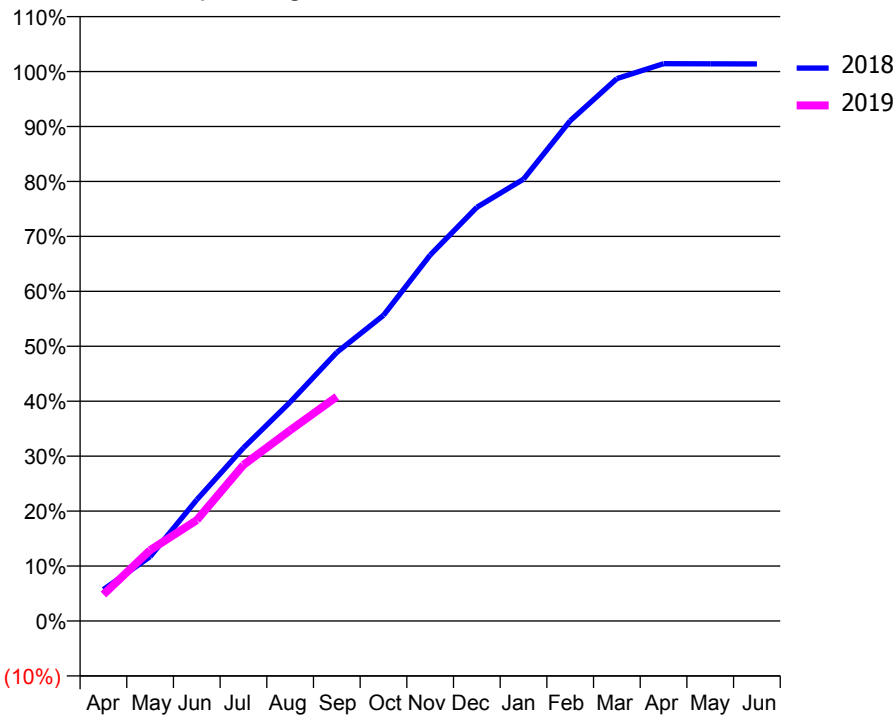
ACCESS*

Patients seen in 24 months	Total	Change since previous quarter
Quarter ending September 2017	3,124	
Quarter ending December 2017	3,125	→
Quarter ending March 2018	3,083	↓
Quarter ending June 2018	3,054	→
Quarter ending September 2018	2,992	↓
Variance since September 2017	(4.2%)	↓



ACTIVITY

Cumulative percentage of contracted UDA delivered 2018 & 2019



Adjusted Scheduled Activity (UDA)		
Month	2018	2019
April	327	274
May	667	734
June	1,257	1,046
July	1,794	1,618
August	2,269	1,977
September	2,784	2,325
October	3,168	
November	3,793	
December	4,287	
January	4,579	
February	5,183	
March	5,621	
April	5,775	
May	5,774	
June	5,773	

QUALITY

	Quantity	Base Number	Contract	AT	Region	England
% of FP17s for the same patient ID Re-attending within 3 months - Children	40	650	6.2%	10.5%	11.5%	11.6%
% of FP17s for the same patient ID Re-attending within 3 months - Adults	90	875	10.3%	15.7%	16.5%	15.5%
% of FP17s for the same patient ID Re-attending between 3 & 9 months - Children	292	650	44.9%	44.8%	48.5%	58.8%
% of FP17s for the same patient ID Re-attending between 3 & 9 months - Adults	317	875	36.2%	37.0%	39.1%	51.1%
% of FP17s for Band 1 Urgent Courses	76	1,087	7.0%	10.9%	10.6%	9.0%
% of FP17s Relating to Free Repair or Replacements	0	1,087	0.0%	0.5%	0.5%	0.8%
% of FP17s Relating to Continuations	7	1,087	0.6%	0.7%	0.7%	0.9%
% of Patients satisfied with the dentistry they have received	3	3	N/A	90.7%	90.5%	93.3%
% of Patients satisfied with the time they had to wait for an appointment	1	3	N/A	82.5%	85.1%	88.9%

* This is based on patients treated on this contract for their most recent course of treatment. Figures in italics indicate the base number of FP17s or Patient Questionnaire responses are less than 100. N/A is shown where the base number of responses is less than 10 during the period. % is calculated as Quantity/Base number*100

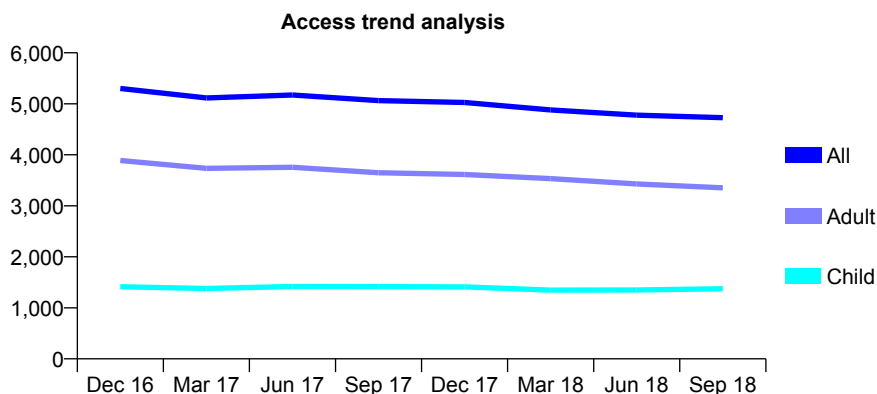
Q61 - Vital Signs At a Glance Contract Report for 853933/0001 - September 2018

Name or company name	MR M HASHEMI KHATOUN ABADI
Contract type name	GDS Contract
Purpose of contract	General
Contract start date	01/04/2006
Contract end date	

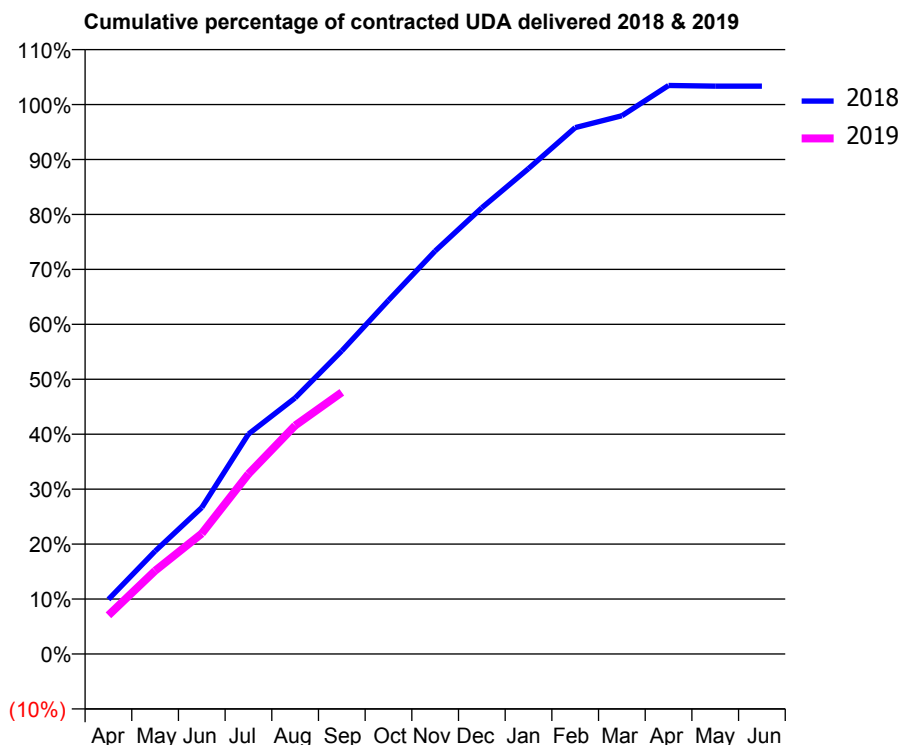
18/19 Contracted general activity (UDA)	12,854
Carry forward general activity (UDA)	-257
18/19 Contracted orthodontic activity (UOA)	0
Carry forward orthodontic activity (UOA)	0
Baseline contract value	£360,974.92

ACCESS*

Patients seen in 24 months	Total	Change since previous quarter
Quarter ending September 2017	5,064	
Quarter ending December 2017	5,025	→
Quarter ending March 2018	4,881	↓
Quarter ending June 2018	4,779	↓
Quarter ending September 2018	4,729	↓
Variance since September 2017	(6.6%)	↓



ACTIVITY



Month	Adjusted Scheduled Activity (UDA)	
	2018	2019
April	1,277	906
May	2,407	1,949
June	3,426	2,818
July	5,145	4,214
August	5,992	5,344
September	7,092	6,121
October	8,273	
November	9,428	
December	10,438	
January	11,354	
February	12,313	
March	12,590	
April	13,299	
May	13,283	
June	13,284	

QUALITY

	Quantity	Base Number	Contract	AT	Region	England
% of FP17s for the same patient ID Re-attending within 3 months - Children	60	1,047	5.7%	10.5%	11.5%	11.6%
% of FP17s for the same patient ID Re-attending within 3 months - Adults	289	2,210	13.1%	15.7%	16.5%	15.5%
% of FP17s for the same patient ID Re-attending between 3 & 9 months - Children	504	1,047	48.1%	44.8%	48.5%	58.8%
% of FP17s for the same patient ID Re-attending between 3 & 9 months - Adults	1,111	2,210	50.3%	37.0%	39.1%	51.1%
% of FP17s for Band 1 Urgent Courses	190	2,894	6.6%	10.9%	10.6%	9.0%
% of FP17s Relating to Free Repair or Replacements	83	2,894	2.9%	0.5%	0.5%	0.8%
% of FP17s Relating to Continuations	28	2,894	1.0%	0.7%	0.7%	0.9%
% of Patients satisfied with the dentistry they have received	2	2	N/A	90.7%	90.5%	93.3%
% of Patients satisfied with the time they had to wait for an appointment	2	2	N/A	82.5%	85.1%	88.9%

* This is based on patients treated on this contract for their most recent course of treatment. Figures in italics indicate the base number of FP17s or Patient Questionnaire responses are less than 100. N/A is shown where the base number of responses is less than 10 during the period. % is calculated as Quantity/Base number*100

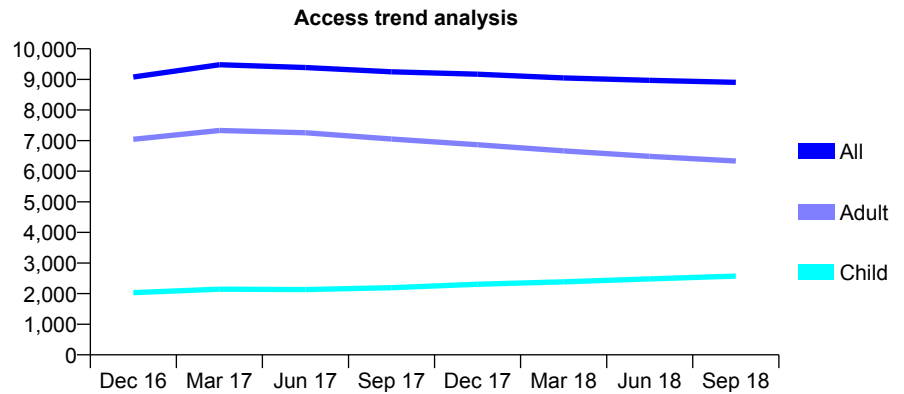
Q61 - Vital Signs At a Glance Contract Report for 85510/0001 - September 2018

Name or company name	MR MR MANBAJOOD
Contract type name	GDS Contract
Purpose of contract	General
Contract start date	01/04/2006
Contract end date	

18/19 Contracted general activity (UDA)	23,411
Carry forward general activity (UDA)	-109
18/19 Contracted orthodontic activity (UOA)	0
Carry forward orthodontic activity (UOA)	0
Baseline contract value	£764,255.55

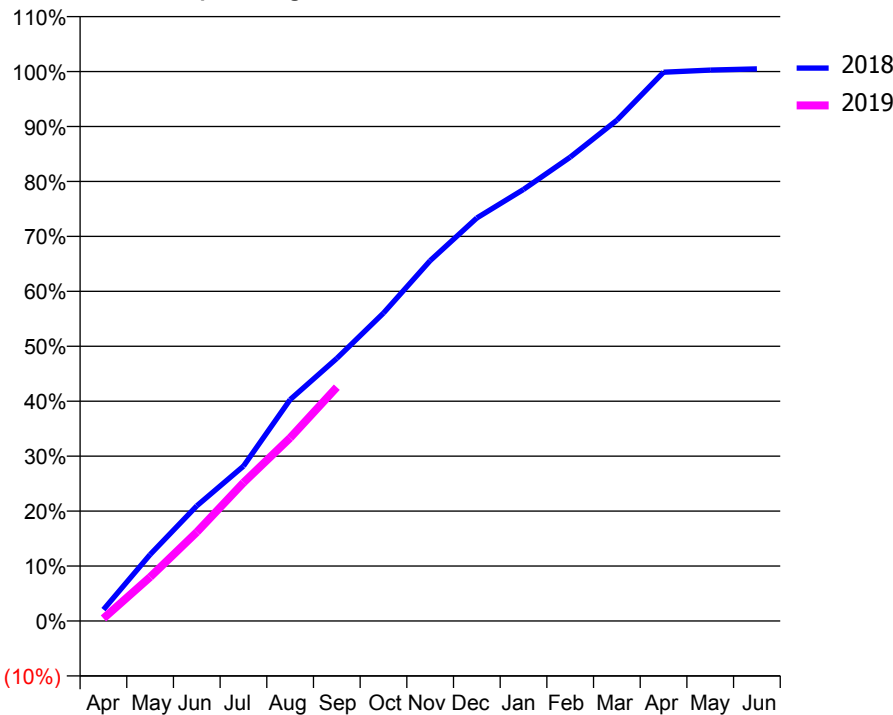
ACCESS*

Patients seen in 24 months	Total	Change since previous quarter
Quarter ending September 2017	9,247	
Quarter ending December 2017	9,169	→
Quarter ending March 2018	9,049	↓
Quarter ending June 2018	8,968	→
Quarter ending September 2018	8,904	→
Variance since September 2017	(3.7%)	↓



ACTIVITY

Cumulative percentage of contracted UDA delivered 2018 & 2019



Month	Adjusted Scheduled Activity (UDA)	
	2018	2019
April	487	109
May	2,833	1,871
June	4,908	3,787
July	6,600	5,895
August	9,436	7,801
September	11,189	9,962
October	13,120	
November	15,355	
December	17,169	
January	18,390	
February	19,759	
March	21,334	
April	23,383	
May	23,469	
June	23,520	

QUALITY

	Quantity	Base Number	Contract	AT	Region	England
% of FP17s for the same patient ID Re-attending within 3 months - Children	102	1,361	7.5%	10.5%	11.5%	11.6%
% of FP17s for the same patient ID Re-attending within 3 months - Adults	438	2,634	16.6%	15.7%	16.5%	15.5%
% of FP17s for the same patient ID Re-attending between 3 & 9 months - Children	343	1,361	25.2%	44.8%	48.5%	58.8%
% of FP17s for the same patient ID Re-attending between 3 & 9 months - Adults	490	2,634	18.6%	37.0%	39.1%	51.1%
% of FP17s for Band 1 Urgent Courses	564	3,181	17.7%	10.9%	10.6%	9.0%
% of FP17s Relating to Free Repair or Replacements	1	3,181	0.0%	0.5%	0.5%	0.8%
% of FP17s Relating to Continuations	10	3,181	0.3%	0.7%	0.7%	0.9%
% of Patients satisfied with the dentistry they have received	2	2	N/A	90.7%	90.5%	93.3%
% of Patients satisfied with the time they had to wait for an appointment	2	2	N/A	82.5%	85.1%	88.9%

* This is based on patients treated on this contract for their most recent course of treatment. Figures in italics indicate the base number of FP17s or Patient Questionnaire responses are less than 100. N/A is shown where the base number of responses is less than 10 during the period. % is calculated as Quantity/Base number*100

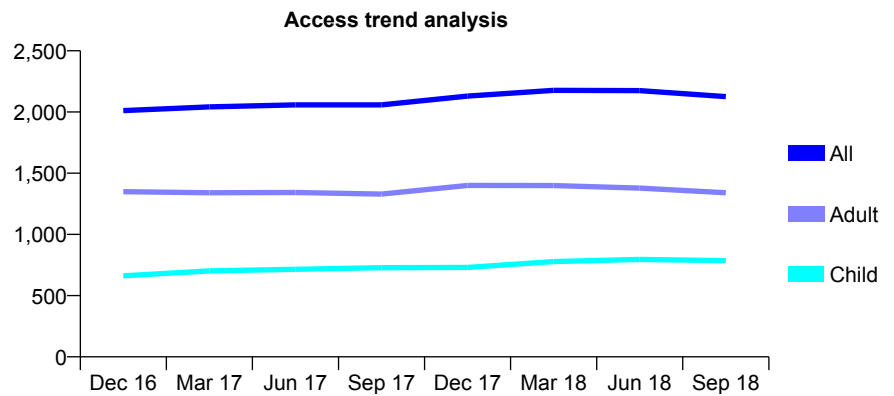
Q61 - Vital Signs At a Glance Contract Report for 857319/0001 - September 2018

Name or company name	MR A SHAMOSSON
Contract type name	GDS Contract
Purpose of contract	General
Contract start date	01/12/2008
Contract end date	

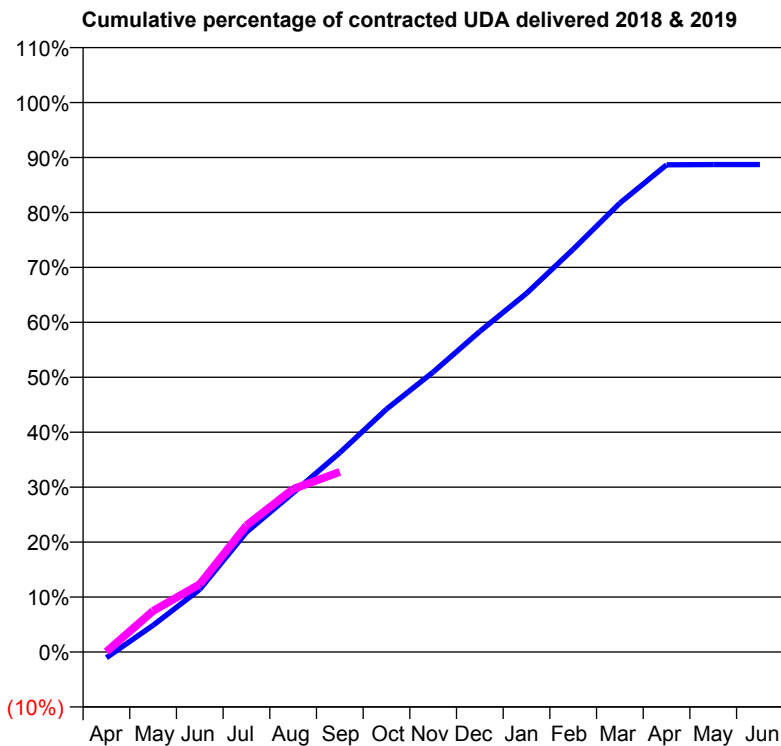
18/19 Contracted general activity (UDA)	6,675
Carry forward general activity (UDA)	0
18/19 Contracted orthodontic activity (UOA)	0
Carry forward orthodontic activity (UOA)	0
Baseline contract value	£187,096.69

ACCESS*

Patients seen in 24 months	Total	Change since previous quarter
Quarter ending September 2017	2,058	
Quarter ending December 2017	2,130	↑
Quarter ending March 2018	2,177	↑
Quarter ending June 2018	2,175	→
Quarter ending September 2018	2,126	↓
Variance since September 2017	3.3%	↑



ACTIVITY



Month	Adjusted Scheduled Activity (UDA)	
	2018	2019
April	-71	4
May	325	500
June	761	823
July	1,455	1,538
August	1,934	1,980
September	2,421	2,187
October	2,950	
November	3,402	
December	3,895	
January	4,357	
February	4,893	
March	5,453	
April	5,918	
May	5,921	
June	5,921	

QUALITY

	Quantity	Base Number	Contract	AT	Region	England
% of FP17s for the same patient ID Re-attending within 3 months - Children	12	333	3.6%	10.5%	11.5%	11.6%
% of FP17s for the same patient ID Re-attending within 3 months - Adults	58	670	8.7%	15.7%	16.5%	15.5%
% of FP17s for the same patient ID Re-attending between 3 & 9 months - Children	110	333	33.0%	44.8%	48.5%	58.8%
% of FP17s for the same patient ID Re-attending between 3 & 9 months - Adults	244	670	36.4%	37.0%	39.1%	51.1%
% of FP17s for Band 1 Urgent Courses	11	870	1.3%	10.9%	10.6%	9.0%
% of FP17s Relating to Free Repair or Replacements	0	870	0.0%	0.5%	0.5%	0.8%
% of FP17s Relating to Continuations	0	870	0.0%	0.7%	0.7%	0.9%
% of Patients satisfied with the dentistry they have received	1	1	N/A	90.7%	90.5%	93.3%
% of Patients satisfied with the time they had to wait for an appointment	0	1	N/A	82.5%	85.1%	88.9%

* This is based on patients treated on this contract for their most recent course of treatment. Figures in italics indicate the base number of FP17s or Patient Questionnaire responses are less than 100. N/A is shown where the base number of responses is less than 10 during the period. % is calculated as Quantity/Base number*100

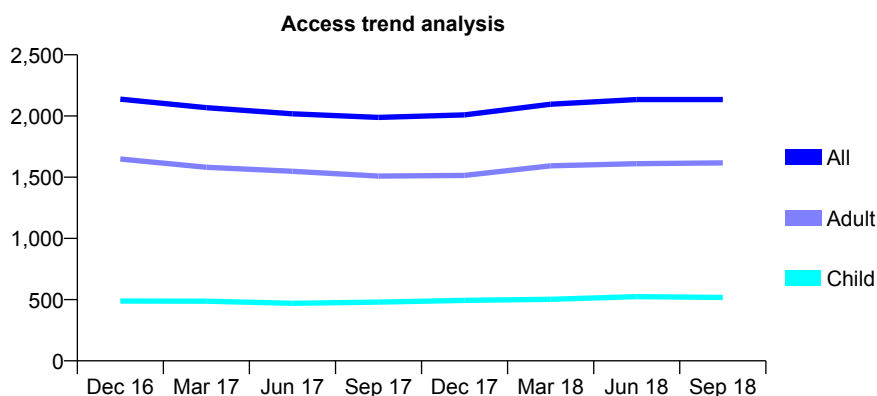
Q61 - Vital Signs At a Glance Contract Report for 859605/0001 - September 2018

Name or company name	MRS S MEHTA
Contract type name	GDS Contract
Purpose of contract	General
Contract start date	28/01/2008
Contract end date	

18/19 Contracted general activity (UDA)	3,854
Carry forward general activity (UDA)	-70
18/19 Contracted orthodontic activity (UOA)	0
Carry forward orthodontic activity (UOA)	0
Baseline contract value	£105,733.82

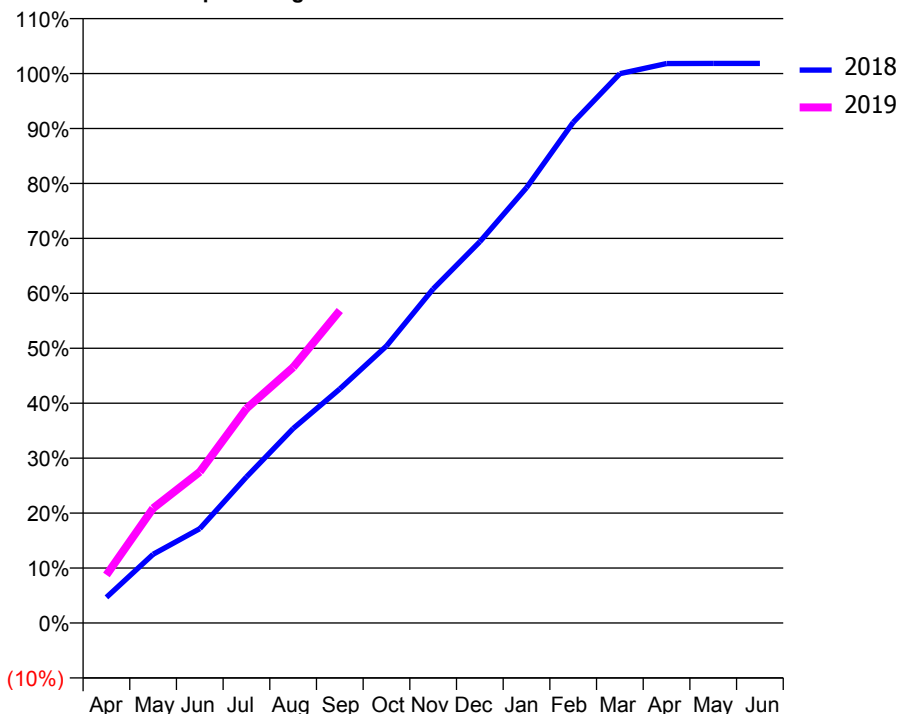
ACCESS*

Patients seen in 24 months	Total	Change since previous quarter
Quarter ending September 2017	1,989	
Quarter ending December 2017	2,009	→
Quarter ending March 2018	2,096	↑
Quarter ending June 2018	2,135	→
Quarter ending September 2018	2,135	→
Variance since September 2017	7.3%	↑



ACTIVITY

Cumulative percentage of contracted UDA delivered 2018 & 2019



Adjusted Scheduled Activity (UDA)

Month	2018	2019
April	180	337
May	482	805
June	662	1,060
July	1,024	1,504
August	1,364	1,793
September	1,642	2,191
October	1,943	
November	2,343	
December	2,675	
January	3,053	
February	3,512	
March	3,853	
April	3,923	
May	3,924	
June	3,924	

QUALITY

	Quantity	Base Number	Contract	AT	Region	England
% of FP17s for the same patient ID Re-attending within 3 months - Children	32	362	8.8%	10.5%	11.5%	11.6%
% of FP17s for the same patient ID Re-attending within 3 months - Adults	67	661	10.1%	15.7%	16.5%	15.5%
% of FP17s for the same patient ID Re-attending between 3 & 9 months - Children	175	362	48.3%	44.8%	48.5%	58.8%
% of FP17s for the same patient ID Re-attending between 3 & 9 months - Adults	205	661	31.0%	37.0%	39.1%	51.1%
% of FP17s for Band 1 Urgent Courses	137	979	14.0%	10.9%	10.6%	9.0%
% of FP17s Relating to Free Repair or Replacements	0	979	0.0%	0.5%	0.5%	0.8%
% of FP17s Relating to Continuations	10	979	1.0%	0.7%	0.7%	0.9%
% of Patients satisfied with the dentistry they have received	2	2	N/A	90.7%	90.5%	93.3%
% of Patients satisfied with the time they had to wait for an appointment	2	2	N/A	82.5%	85.1%	88.9%

* This is based on patients treated on this contract for their most recent course of treatment. Figures in italics indicate the base number of FP17s or Patient Questionnaire responses are less than 100. N/A is shown where the base number of responses is less than 10 during the period. % is calculated as Quantity/Base number*100

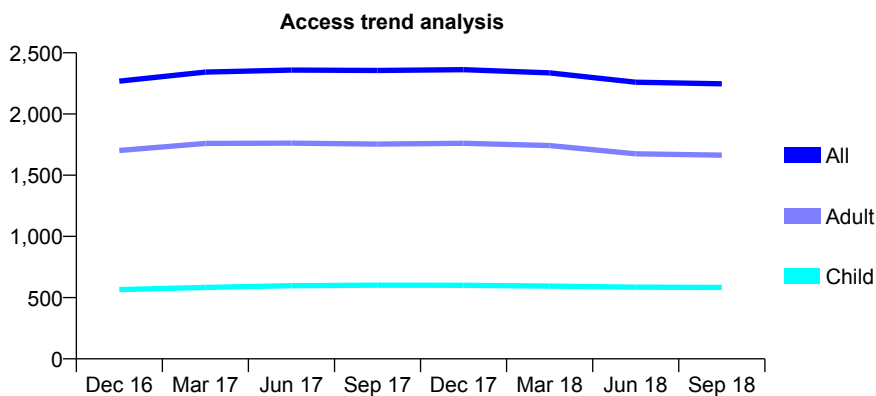
Q61 - Vital Signs At a Glance Contract Report for 869546/0002 - September 2018

Name or company name	MR A ULLAH
Contract type name	GDS Contract
Purpose of contract	General
Contract start date	01/11/2011
Contract end date	

18/19 Contracted general activity (UDA)	6,060
Carry forward general activity (UDA)	-121
18/19 Contracted orthodontic activity (UOA)	0
Carry forward orthodontic activity (UOA)	0
Baseline contract value	£190,881.85

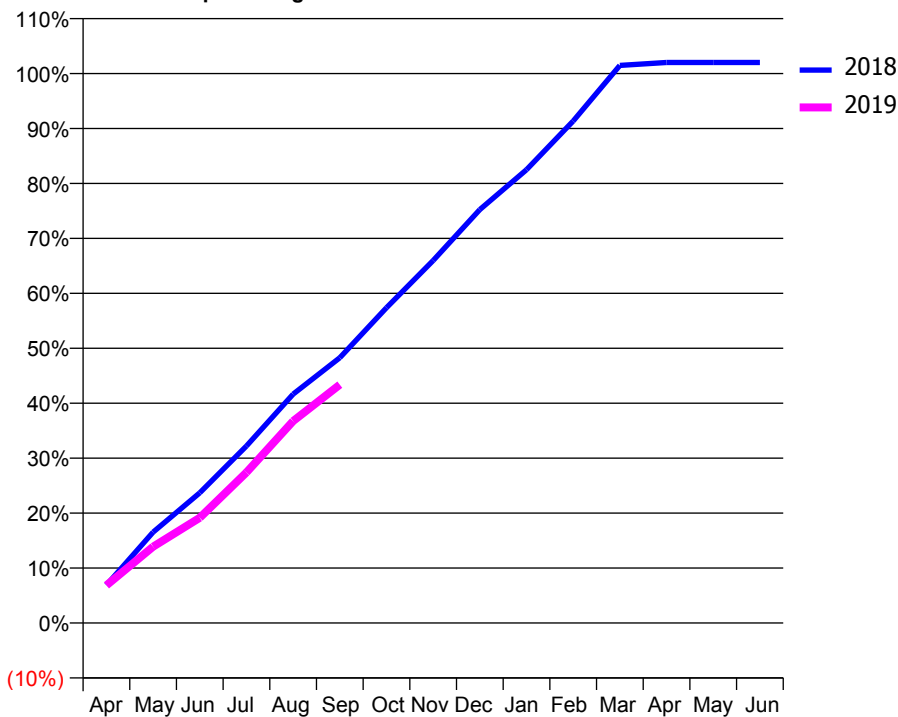
ACCESS*

Patients seen in 24 months	Total	Change since previous quarter
Quarter ending September 2017	2,356	
Quarter ending December 2017	2,362	→
Quarter ending March 2018	2,336	↓
Quarter ending June 2018	2,260	↓
Quarter ending September 2018	2,247	→
Variance since September 2017	(4.6%)	↓



ACTIVITY

Cumulative percentage of contracted UDA delivered 2018 & 2019



Adjusted Scheduled Activity (UDA)

Month	2018	2019
April	418	416
May	1,002	842
June	1,437	1,162
July	1,952	1,661
August	2,525	2,227
September	2,926	2,629
October	3,477	
November	3,998	
December	4,560	
January	4,999	
February	5,536	
March	6,149	
April	6,182	
May	6,182	
June	6,182	

QUALITY

	Quantity	Base Number	Contract	AT	Region	England
% of FP17s for the same patient ID Re-attending within 3 months - Children	30	339	8.8%	10.5%	11.5%	11.6%
% of FP17s for the same patient ID Re-attending within 3 months - Adults	93	720	12.9%	15.7%	16.5%	15.5%
% of FP17s for the same patient ID Re-attending between 3 & 9 months - Children	121	339	35.7%	44.8%	48.5%	58.8%
% of FP17s for the same patient ID Re-attending between 3 & 9 months - Adults	218	720	30.3%	37.0%	39.1%	51.1%
% of FP17s for Band 1 Urgent Courses	149	1,042	14.3%	10.9%	10.6%	9.0%
% of FP17s Relating to Free Repair or Replacements	25	1,042	2.4%	0.5%	0.5%	0.8%
% of FP17s Relating to Continuations	2	1,042	0.2%	0.7%	0.7%	0.9%
% of Patients satisfied with the dentistry they have received	0	0	N/A	90.7%	90.5%	93.3%
% of Patients satisfied with the time they had to wait for an appointment	0	0	N/A	82.5%	85.1%	88.9%

* This is based on patients treated on this contract for their most recent course of treatment. Figures in italics indicate the base number of FP17s or Patient Questionnaire responses are less than 100. N/A is shown where the base number of responses is less than 10 during the period. % is calculated as Quantity/Base number*100

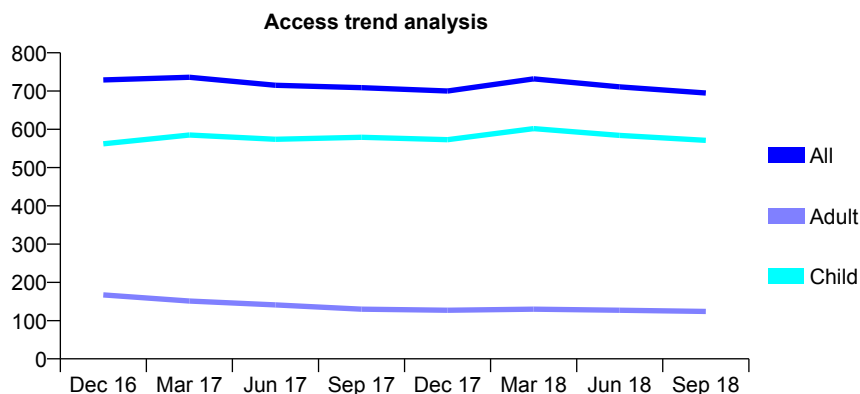
Q61 - Vital Signs At a Glance Contract Report for 881937/0001 - September 2018

Name or company name	MR A ADAMS
Contract type name	GDS Contract
Purpose of contract	General
Contract start date	01/04/2006
Contract end date	

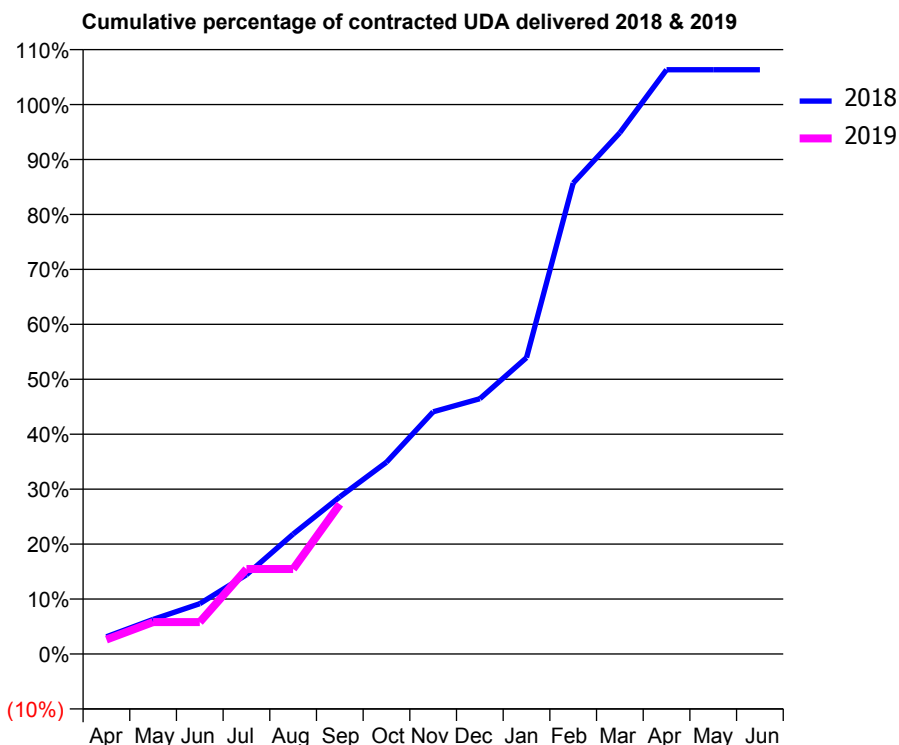
18/19 Contracted general activity (UDA)	1,400
Carry forward general activity (UDA)	-28
18/19 Contracted orthodontic activity (UOA)	0
Carry forward orthodontic activity (UOA)	0
Baseline contract value	£32,514.41

ACCESS*

Patients seen in 24 months	Total	Change since previous quarter
Quarter ending September 2017	709	
Quarter ending December 2017	700	↓
Quarter ending March 2018	732	↑
Quarter ending June 2018	711	↓
Quarter ending September 2018	695	↓
Variance since September 2017	(2.0%)	↓



ACTIVITY



Month	Adjusted Scheduled Activity (UDA)	
	2018	2019
April	44	37
May	88	81
June	128	81
July	202	217
August	306	217
September	400	382
October	489	
November	617	
December	650	
January	755	
February	1,200	
March	1,328	
April	1,488	
May	1,488	
June	1,488	

QUALITY

	Quantity	Base Number	Contract	AT	Region	England
% of FP17s for the same patient ID Re-attending within 3 months - Children	22	324	6.8%	10.5%	11.5%	11.6%
% of FP17s for the same patient ID Re-attending within 3 months - Adults	4	40	10.0%	15.7%	16.5%	15.5%
% of FP17s for the same patient ID Re-attending between 3 & 9 months - Children	219	324	67.6%	44.8%	48.5%	58.8%
% of FP17s for the same patient ID Re-attending between 3 & 9 months - Adults	22	40	55.0%	37.0%	39.1%	51.1%
% of FP17s for Band 1 Urgent Courses	15	286	5.2%	10.9%	10.6%	9.0%
% of FP17s Relating to Free Repair or Replacements	0	286	0.0%	0.5%	0.5%	0.8%
% of FP17s Relating to Continuations	0	286	0.0%	0.7%	0.7%	0.9%
% of Patients satisfied with the dentistry they have received	0	0	N/A	90.7%	90.5%	93.3%
% of Patients satisfied with the time they had to wait for an appointment	0	0	N/A	82.5%	85.1%	88.9%

* This is based on patients treated on this contract for their most recent course of treatment. Figures in italics indicate the base number of FP17s or Patient Questionnaire responses are less than 100. N/A is shown where the base number of responses is less than 10 during the period. % is calculated as Quantity/Base number*100

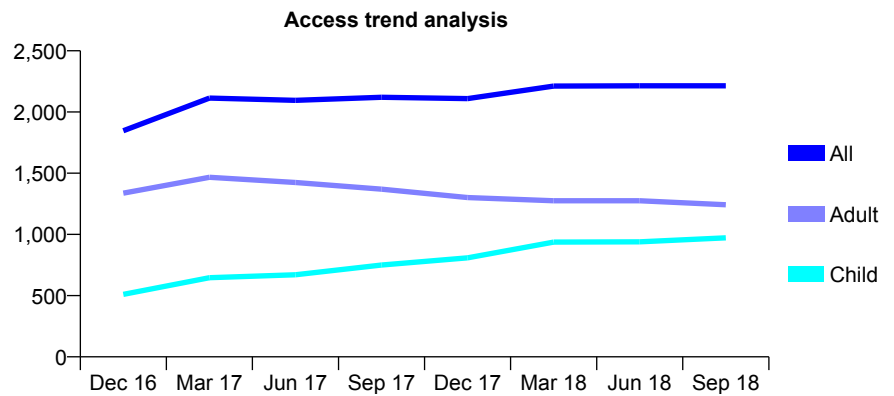
Q61 - Vital Signs At a Glance Contract Report for 894206/0001 - September 2018

Name or company name	MRS SC ROY
Contract type name	GDS Contract
Purpose of contract	General
Contract start date	01/07/2013
Contract end date	

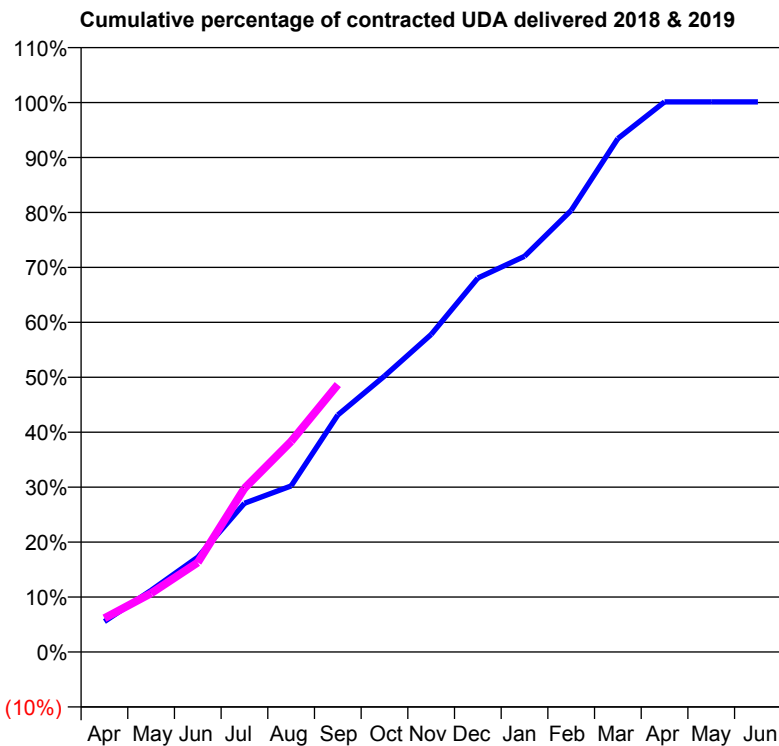
18/19 Contracted general activity (UDA)	4,858
Carry forward general activity (UDA)	-5
18/19 Contracted orthodontic activity (UOA)	0
Carry forward orthodontic activity (UOA)	0
Baseline contract value	£169,926.07

ACCESS*

Patients seen in 24 months	Total	Change since previous quarter
Quarter ending September 2017	2,120	
Quarter ending December 2017	2,110	→
Quarter ending March 2018	2,212	↑
Quarter ending June 2018	2,214	→
Quarter ending September 2018	2,214	→
Variance since September 2017	4.4%	↑



ACTIVITY



Month	Adjusted Scheduled Activity (UDA)	
	2018	2019
April	270	298
May	545	519
June	838	792
July	1,316	1,447
August	1,469	1,862
September	2,095	2,364
October	2,440	
November	2,808	
December	3,306	
January	3,499	
February	3,904	
March	4,540	
April	4,863	
May	4,863	
June	4,863	

QUALITY

	Quantity	Base Number	Contract	AT	Region	England
% of FP17s for the same patient ID Re-attending within 3 months - Children	36	493	7.3%	10.5%	11.5%	11.6%
% of FP17s for the same patient ID Re-attending within 3 months - Adults	107	606	17.7%	15.7%	16.5%	15.5%
% of FP17s for the same patient ID Re-attending between 3 & 9 months - Children	150	493	30.4%	44.8%	48.5%	58.8%
% of FP17s for the same patient ID Re-attending between 3 & 9 months - Adults	156	606	25.7%	37.0%	39.1%	51.1%
% of FP17s for Band 1 Urgent Courses	165	923	17.9%	10.9%	10.6%	9.0%
% of FP17s Relating to Free Repair or Replacements	0	923	0.0%	0.5%	0.5%	0.8%
% of FP17s Relating to Continuations	0	923	0.0%	0.7%	0.7%	0.9%
% of Patients satisfied with the dentistry they have received	0	0	N/A	90.7%	90.5%	93.3%
% of Patients satisfied with the time they had to wait for an appointment	0	0	N/A	82.5%	85.1%	88.9%

* This is based on patients treated on this contract for their most recent course of treatment. Figures in italics indicate the base number of FP17s or Patient Questionnaire responses are less than 100. N/A is shown where the base number of responses is less than 10 during the period. % is calculated as Quantity/Base number*100

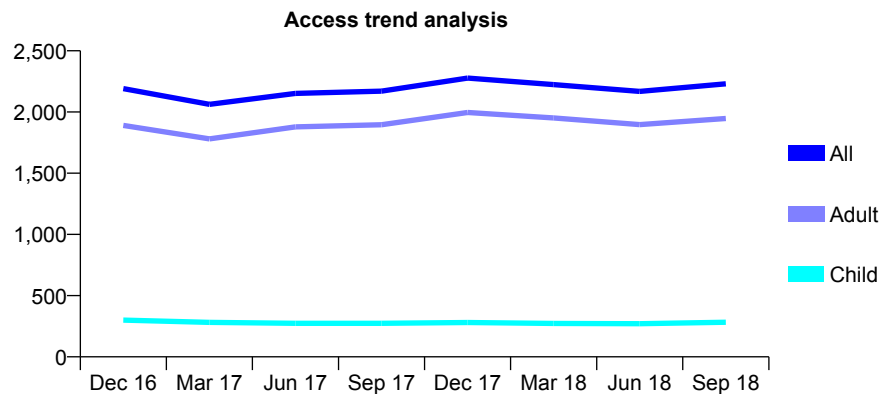
Q61 - Vital Signs At a Glance Contract Report for 904562/0001 - September 2018

Name or company name	R Patel and Partners
Contract type name	GDS Contract
Purpose of contract	General
Contract start date	01/04/2006
Contract end date	

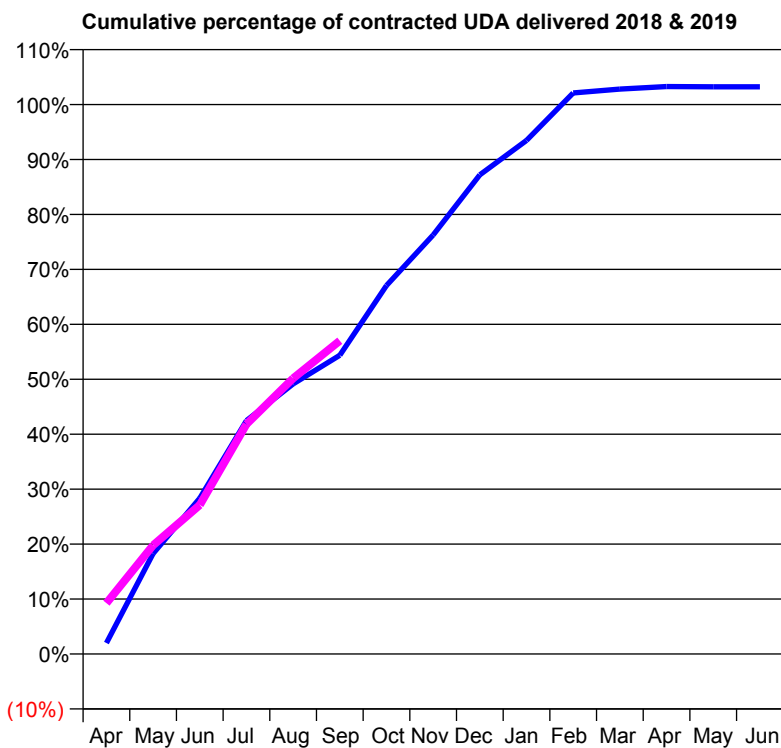
18/19 Contracted general activity (UDA)	7,614
Carry forward general activity (UDA)	-152
18/19 Contracted orthodontic activity (UOA)	0
Carry forward orthodontic activity (UOA)	0
Baseline contract value	£357,227.85

ACCESS*

Patients seen in 24 months	Total	Change since previous quarter
Quarter ending September 2017	2,170	
Quarter ending December 2017	2,277	↑
Quarter ending March 2018	2,224	↓
Quarter ending June 2018	2,168	↓
Quarter ending September 2018	2,230	↑
Variance since September 2017	2.8%	↑



ACTIVITY



Month	Adjusted Scheduled Activity (UDA)	
	2018	2019
April	152	705
May	1,392	1,508
June	2,158	2,064
July	3,235	3,184
August	3,742	3,819
September	4,141	4,341
October	5,105	
November	5,807	
December	6,639	
January	7,117	
February	7,774	
March	7,828	
April	7,863	
May	7,860	
June	7,859	

QUALITY

	Quantity	Base Number	Contract	AT	Region	England
% of FP17s for the same patient ID Re-attending within 3 months - Children	5	164	3.0%	10.5%	11.5%	11.6%
% of FP17s for the same patient ID Re-attending within 3 months - Adults	161	1,327	12.1%	15.7%	16.5%	15.5%
% of FP17s for the same patient ID Re-attending between 3 & 9 months - Children	53	164	32.3%	44.8%	48.5%	58.8%
% of FP17s for the same patient ID Re-attending between 3 & 9 months - Adults	657	1,327	49.5%	37.0%	39.1%	51.1%
% of FP17s for Band 1 Urgent Courses	94	1,458	6.4%	10.9%	10.6%	9.0%
% of FP17s Relating to Free Repair or Replacements	0	1,458	0.0%	0.5%	0.5%	0.8%
% of FP17s Relating to Continuations	0	1,458	0.0%	0.7%	0.7%	0.9%
% of Patients satisfied with the dentistry they have received	1	1	N/A	90.7%	90.5%	93.3%
% of Patients satisfied with the time they had to wait for an appointment	1	1	N/A	82.5%	85.1%	88.9%

* This is based on patients treated on this contract for their most recent course of treatment. Figures in italics indicate the base number of FP17s or Patient Questionnaire responses are less than 100. N/A is shown where the base number of responses is less than 10 during the period. % is calculated as Quantity/Base number*100

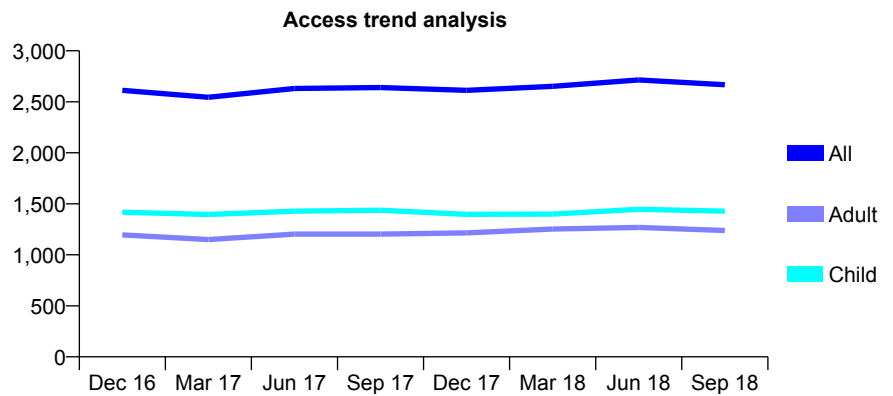
Q61 - Vital Signs At a Glance Contract Report for 905348/0003 - September 2018

Name or company name	MR HJ KANDLER
Contract type name	GDS Contract
Purpose of contract	General
Contract start date	01/04/2006
Contract end date	

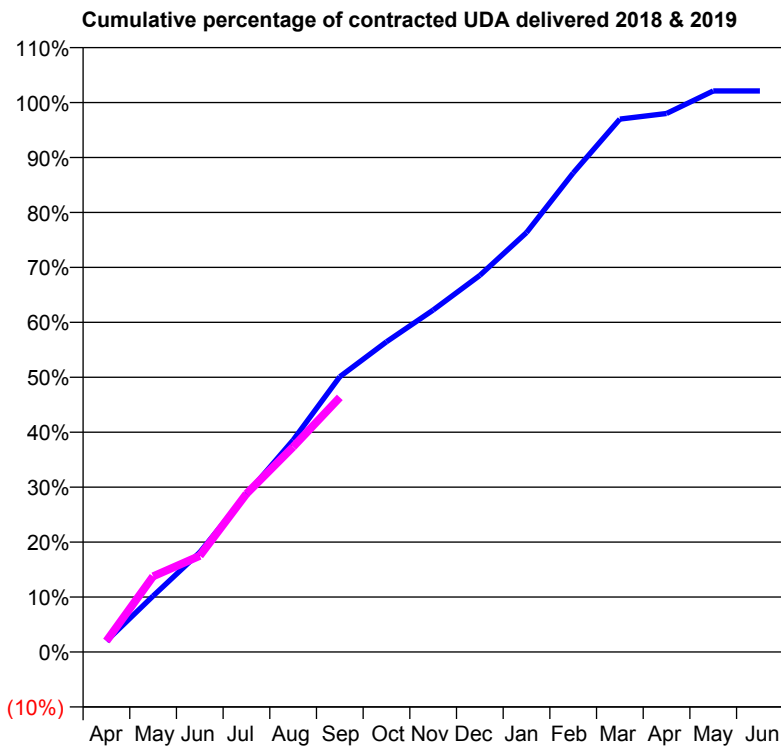
18/19 Contracted general activity (UDA)	5,023
Carry forward general activity (UDA)	-100
18/19 Contracted orthodontic activity (UOA)	0
Carry forward orthodontic activity (UOA)	0
Baseline contract value	£120,523.86

ACCESS*

Patients seen in 24 months	Total	Change since previous quarter
Quarter ending September 2017	2,640	
Quarter ending December 2017	2,612	↓
Quarter ending March 2018	2,652	→
Quarter ending June 2018	2,714	↑
Quarter ending September 2018	2,667	↓
Variance since September 2017	1.0%	→



ACTIVITY



Adjusted Scheduled Activity (UDA)		
Month	2018	2019
April	100	100
May	513	692
June	911	879
July	1,442	1,446
August	1,938	1,875
September	2,517	2,328
October	2,836	
November	3,126	
December	3,443	
January	3,834	
February	4,379	
March	4,871	
April	4,923	
May	5,129	
June	5,129	

QUALITY

	Quantity	Base Number	Contract	AT	Region	England
% of FP17s for the same patient ID Re-attending within 3 months - Children	64	923	6.9%	10.5%	11.5%	11.6%
% of FP17s for the same patient ID Re-attending within 3 months - Adults	101	602	16.8%	15.7%	16.5%	15.5%
% of FP17s for the same patient ID Re-attending between 3 & 9 months - Children	381	923	41.3%	44.8%	48.5%	58.8%
% of FP17s for the same patient ID Re-attending between 3 & 9 months - Adults	188	602	31.2%	37.0%	39.1%	51.1%
% of FP17s for Band 1 Urgent Courses	190	1,355	14.0%	10.9%	10.6%	9.0%
% of FP17s Relating to Free Repair or Replacements	6	1,355	0.4%	0.5%	0.5%	0.8%
% of FP17s Relating to Continuations	2	1,355	0.1%	0.7%	0.7%	0.9%
% of Patients satisfied with the dentistry they have received	1	1	N/A	90.7%	90.5%	93.3%
% of Patients satisfied with the time they had to wait for an appointment	1	1	N/A	82.5%	85.1%	88.9%

* This is based on patients treated on this contract for their most recent course of treatment. Figures in italics indicate the base number of FP17s or Patient Questionnaire responses are less than 100. N/A is shown where the base number of responses is less than 10 during the period. % is calculated as Quantity/Base number*100

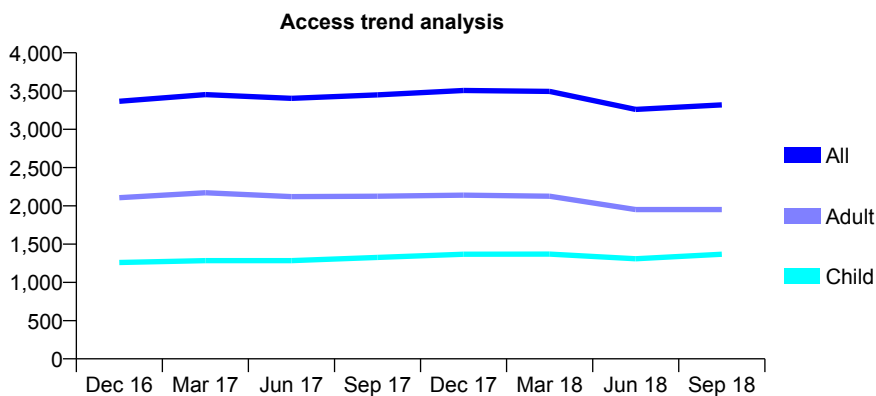
Q61 - Vital Signs At a Glance Contract Report for 906107/0001 - September 2018

Name or company name	MR HF KAPADIA
Contract type name	GDS Contract
Purpose of contract	General
Contract start date	01/04/2006
Contract end date	

18/19 Contracted general activity (UDA)	8,012
Carry forward general activity (UDA)	-139
18/19 Contracted orthodontic activity (UOA)	0
Carry forward orthodontic activity (UOA)	0
Baseline contract value	£245,126.02

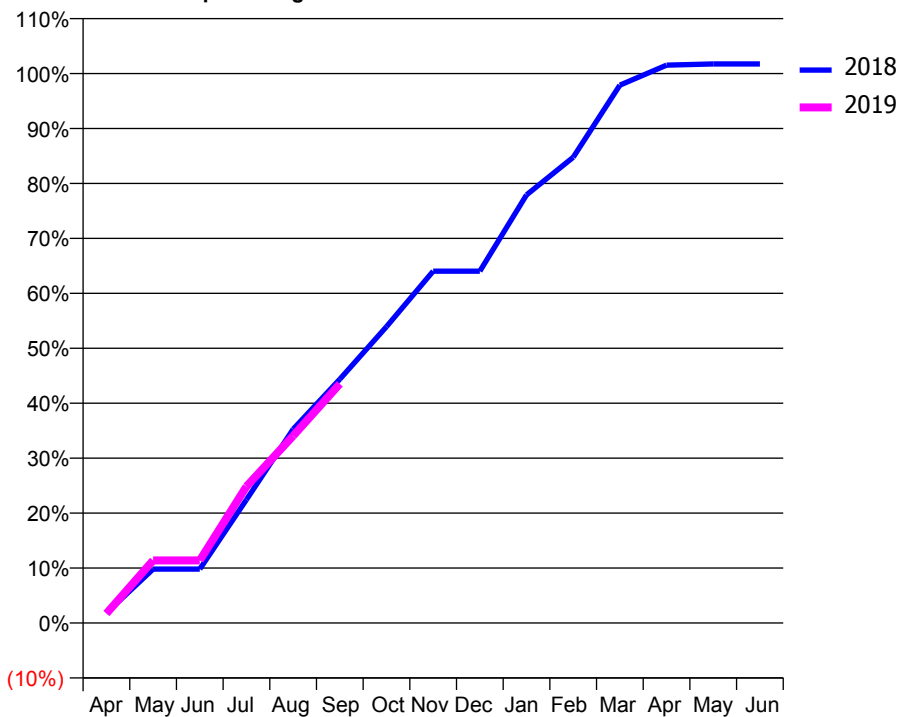
ACCESS*

Patients seen in 24 months	Total	Change since previous quarter
Quarter ending September 2017	3,450	
Quarter ending December 2017	3,508	→
Quarter ending March 2018	3,495	→
Quarter ending June 2018	3,260	↓
Quarter ending September 2018	3,319	→
Variance since September 2017	(3.8%)	↓



ACTIVITY

Cumulative percentage of contracted UDA delivered 2018 & 2019



Month	Adjusted Scheduled Activity (UDA)	
	2018	2019
April	147	139
May	787	914
June	787	914
July	1,800	1,992
August	2,826	2,729
September	3,556	3,488
October	4,322	
November	5,130	
December	5,130	
January	6,242	
February	6,791	
March	7,842	
April	8,133	
May	8,151	
June	8,151	

QUALITY

	Quantity	Base Number	Contract	AT	Region	England
% of FP17s for the same patient ID Re-attending within 3 months - Children	36	761	4.7%	10.5%	11.5%	11.6%
% of FP17s for the same patient ID Re-attending within 3 months - Adults	104	857	12.1%	15.7%	16.5%	15.5%
% of FP17s for the same patient ID Re-attending between 3 & 9 months - Children	398	761	52.3%	44.8%	48.5%	58.8%
% of FP17s for the same patient ID Re-attending between 3 & 9 months - Adults	370	857	43.2%	37.0%	39.1%	51.1%
% of FP17s for Band 1 Urgent Courses	224	1,508	14.9%	10.9%	10.6%	9.0%
% of FP17s Relating to Free Repair or Replacements	0	1,508	0.0%	0.5%	0.5%	0.8%
% of FP17s Relating to Continuations	0	1,508	0.0%	0.7%	0.7%	0.9%
% of Patients satisfied with the dentistry they have received	1	2	N/A	90.7%	90.5%	93.3%
% of Patients satisfied with the time they had to wait for an appointment	2	2	N/A	82.5%	85.1%	88.9%

* This is based on patients treated on this contract for their most recent course of treatment. Figures in italics indicate the base number of FP17s or Patient Questionnaire responses are less than 100. N/A is shown where the base number of responses is less than 10 during the period. % is calculated as Quantity/Base number*100

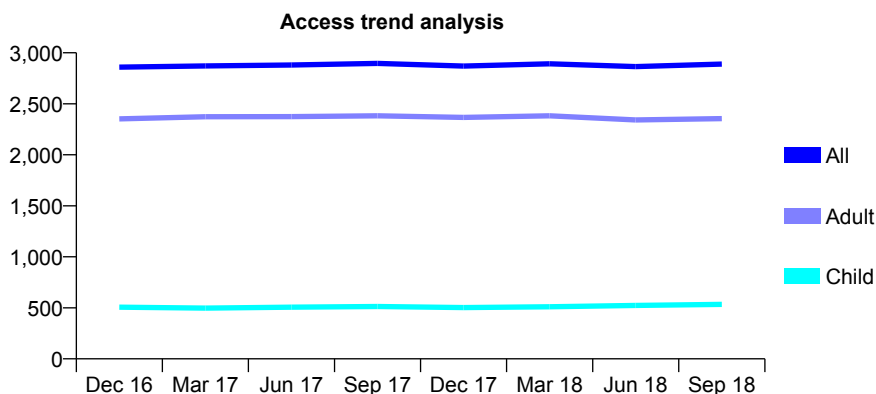
Q61 - Vital Signs At a Glance Contract Report for 906190/0001 - September 2018

Name or company name	MR BM ROSENBLUM
Contract type name	GDS Contract
Purpose of contract	General
Contract start date	01/04/2006
Contract end date	

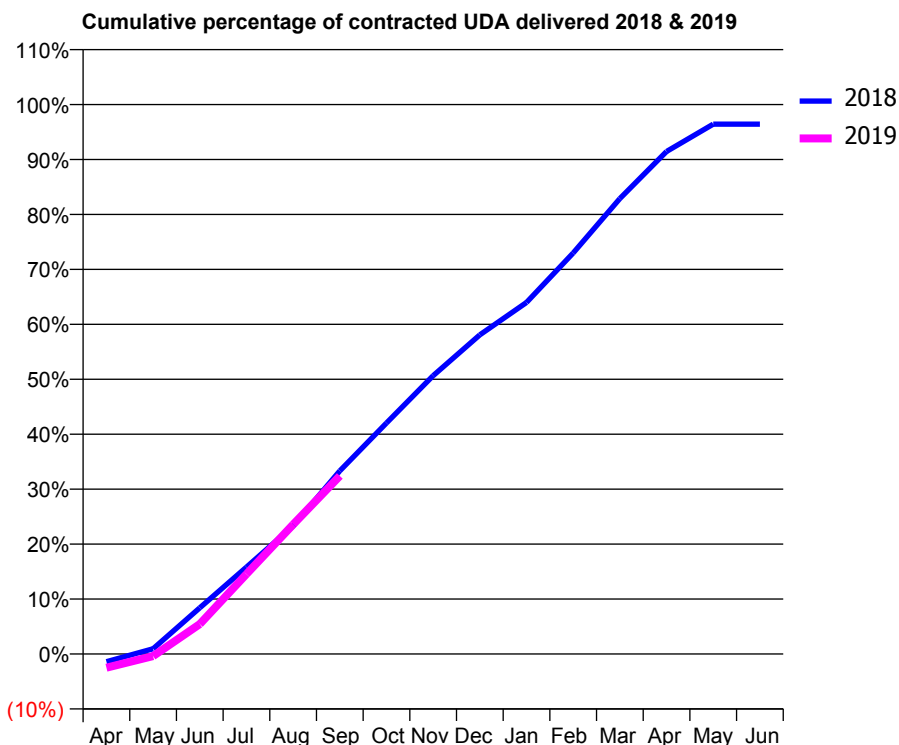
18/19 Contracted general activity (UDA)	7,781
Carry forward general activity (UDA)	279
18/19 Contracted orthodontic activity (UOA)	0
Carry forward orthodontic activity (UOA)	0
Baseline contract value	£283,810.29

ACCESS*

Patients seen in 24 months	Total	Change since previous quarter
Quarter ending September 2017	2,896	
Quarter ending December 2017	2,870	→
Quarter ending March 2018	2,892	→
Quarter ending June 2018	2,865	→
Quarter ending September 2018	2,889	→
Variance since September 2017	(0.2%)	→



ACTIVITY



Month	Adjusted Scheduled Activity (UDA)	
	2018	2019
April	-110	-196
May	75	-31
June	655	425
July	1,231	1,131
August	1,813	1,835
September	2,594	2,522
October	3,272	
November	3,941	
December	4,519	
January	4,979	
February	5,678	
March	6,450	
April	7,116	
May	7,502	
June	7,502	

QUALITY

	Quantity	Base Number	Contract	AT	Region	England
% of FP17s for the same patient ID Re-attending within 3 months - Children	15	309	4.9%	10.5%	11.5%	11.6%
% of FP17s for the same patient ID Re-attending within 3 months - Adults	147	1,226	12.0%	15.7%	16.5%	15.5%
% of FP17s for the same patient ID Re-attending between 3 & 9 months - Children	64	309	20.7%	44.8%	48.5%	58.8%
% of FP17s for the same patient ID Re-attending between 3 & 9 months - Adults	311	1,226	25.4%	37.0%	39.1%	51.1%
% of FP17s for Band 1 Urgent Courses	29	1,183	2.5%	10.9%	10.6%	9.0%
% of FP17s Relating to Free Repair or Replacements	17	1,183	1.4%	0.5%	0.5%	0.8%
% of FP17s Relating to Continuations	61	1,183	5.2%	0.7%	0.7%	0.9%
% of Patients satisfied with the dentistry they have received	1	1	N/A	90.7%	90.5%	93.3%
% of Patients satisfied with the time they had to wait for an appointment	1	1	N/A	82.5%	85.1%	88.9%

* This is based on patients treated on this contract for their most recent course of treatment. Figures in italics indicate the base number of FP17s or Patient Questionnaire responses are less than 100. N/A is shown where the base number of responses is less than 10 during the period. % is calculated as Quantity/Base number*100

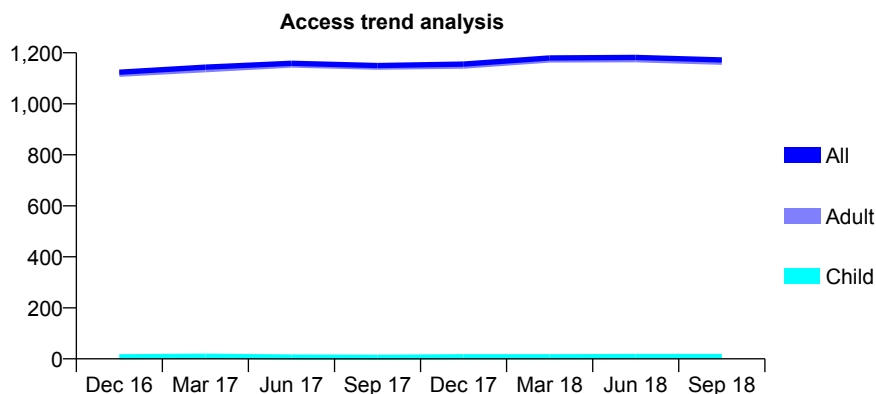
Q61 - Vital Signs At a Glance Contract Report for 906352/0001 - September 2018

Name or company name	MR HS REEL
Contract type name	GDS Contract
Purpose of contract	General
Contract start date	01/04/2006
Contract end date	

18/19 Contracted general activity (UDA)	5,297
Carry forward general activity (UDA)	-106
18/19 Contracted orthodontic activity (UOA)	0
Carry forward orthodontic activity (UOA)	0
Baseline contract value	£188,313.86

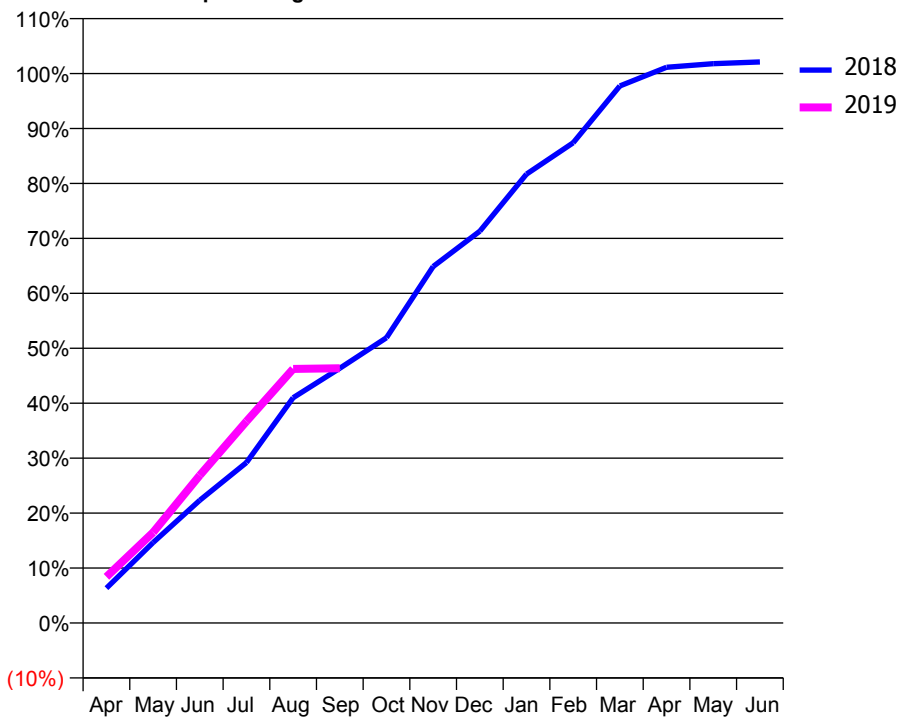
ACCESS*

Patients seen in 24 months	Total	Change since previous quarter
Quarter ending September 2017	1,150	
Quarter ending December 2017	1,156	→
Quarter ending March 2018	1,180	↑
Quarter ending June 2018	1,182	→
Quarter ending September 2018	1,172	→
Variance since September 2017	1.9%	→



ACTIVITY

Cumulative percentage of contracted UDA delivered 2018 & 2019



Adjusted Scheduled Activity (UDA)

Month	2018	2019
April	336	445
May	775	874
June	1,183	1,424
July	1,547	1,944
August	2,172	2,450
September	2,456	2,456
October	2,750	
November	3,436	
December	3,777	
January	4,327	
February	4,630	
March	5,177	
April	5,356	
May	5,392	
June	5,409	

QUALITY

	Quantity	Base Number	Contract	AT	Region	England
% of FP17s for the same patient ID Re-attending within 3 months - Children	2	6	33.3%	10.5%	11.5%	11.6%
% of FP17s for the same patient ID Re-attending within 3 months - Adults	106	531	20.0%	15.7%	16.5%	15.5%
% of FP17s for the same patient ID Re-attending between 3 & 9 months - Children	3	6	50.0%	44.8%	48.5%	58.8%
% of FP17s for the same patient ID Re-attending between 3 & 9 months - Adults	117	531	22.0%	37.0%	39.1%	51.1%
% of FP17s for Band 1 Urgent Courses	75	461	16.3%	10.9%	10.6%	9.0%
% of FP17s Relating to Free Repair or Replacements	1	461	0.2%	0.5%	0.5%	0.8%
% of FP17s Relating to Continuations	2	461	0.4%	0.7%	0.7%	0.9%
% of Patients satisfied with the dentistry they have received	1	1	N/A	90.7%	90.5%	93.3%
% of Patients satisfied with the time they had to wait for an appointment	1	1	N/A	82.5%	85.1%	88.9%

* This is based on patients treated on this contract for their most recent course of treatment. Figures in italics indicate the base number of FP17s or Patient Questionnaire responses are less than 100. N/A is shown where the base number of responses is less than 10 during the period. % is calculated as Quantity/Base number*100

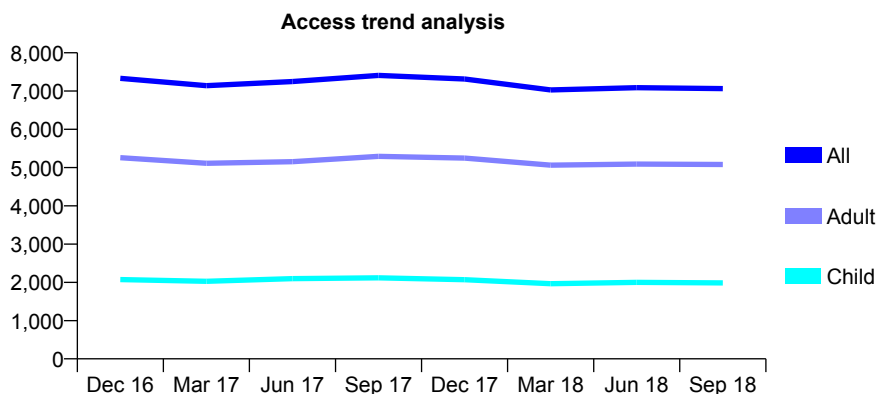
Q61 - Vital Signs At a Glance Contract Report for 907553/0001 - September 2018

Name or company name	MR AS SHAH
Contract type name	GDS Contract
Purpose of contract	General
Contract start date	01/04/2006
Contract end date	

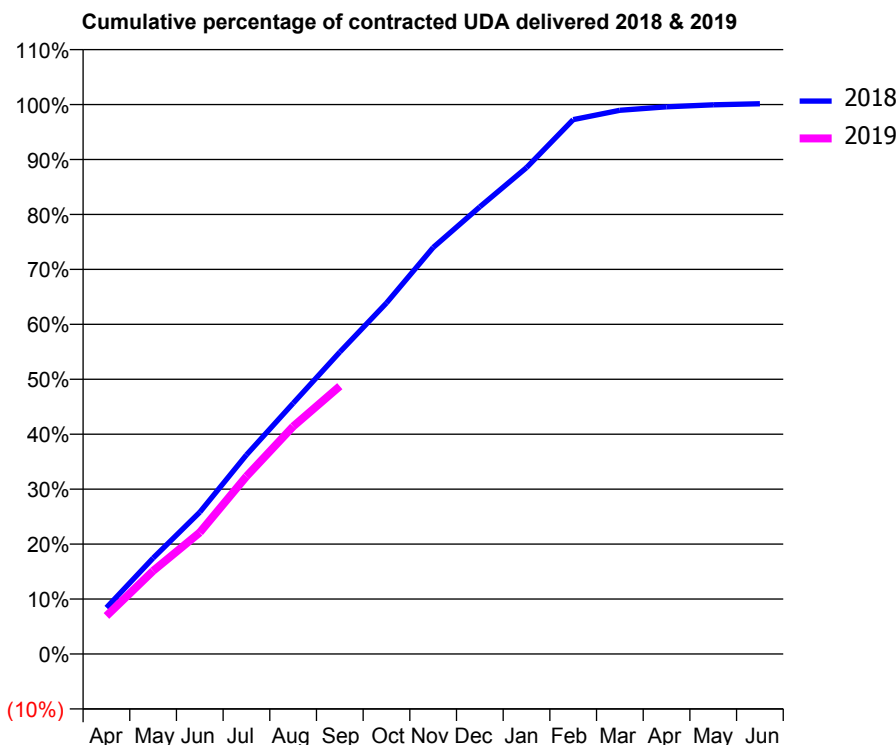
18/19 Contracted general activity (UDA)	21,077
Carry forward general activity (UDA)	-29
18/19 Contracted orthodontic activity (UOA)	0
Carry forward orthodontic activity (UOA)	0
Baseline contract value	£755,838.69

ACCESS*

Patients seen in 24 months	Total	Change since previous quarter
Quarter ending September 2017	7,410	
Quarter ending December 2017	7,316	↓
Quarter ending March 2018	7,028	↓
Quarter ending June 2018	7,090	→
Quarter ending September 2018	7,064	→
Variance since September 2017	(4.7%)	↓



ACTIVITY



Month	Adjusted Scheduled Activity (UDA)	
	2018	2019
April	1,779	1,463
May	3,678	3,191
June	5,437	4,662
July	7,640	6,816
August	9,617	8,729
September	11,582	10,274
October	13,465	
November	15,594	
December	17,153	
January	18,654	
February	20,495	
March	20,854	
April	20,987	
May	21,064	
June	21,106	

QUALITY

	Quantity	Base Number	Contract	AT	Region	England
% of FP17s for the same patient ID Re-attending within 3 months - Children	111	1,099	10.1%	10.5%	11.5%	11.6%
% of FP17s for the same patient ID Re-attending within 3 months - Adults	526	2,777	18.9%	15.7%	16.5%	15.5%
% of FP17s for the same patient ID Re-attending between 3 & 9 months - Children	281	1,099	25.6%	44.8%	48.5%	58.8%
% of FP17s for the same patient ID Re-attending between 3 & 9 months - Adults	774	2,777	27.9%	37.0%	39.1%	51.1%
% of FP17s for Band 1 Urgent Courses	572	3,743	15.3%	10.9%	10.6%	9.0%
% of FP17s Relating to Free Repair or Replacements	18	3,743	0.5%	0.5%	0.5%	0.8%
% of FP17s Relating to Continuations	17	3,743	0.5%	0.7%	0.7%	0.9%
% of Patients satisfied with the dentistry they have received	1	1	N/A	90.7%	90.5%	93.3%
% of Patients satisfied with the time they had to wait for an appointment	1	1	N/A	82.5%	85.1%	88.9%

* This is based on patients treated on this contract for their most recent course of treatment. Figures in italics indicate the base number of FP17s or Patient Questionnaire responses are less than 100. N/A is shown where the base number of responses is less than 10 during the period. % is calculated as Quantity/Base number*100

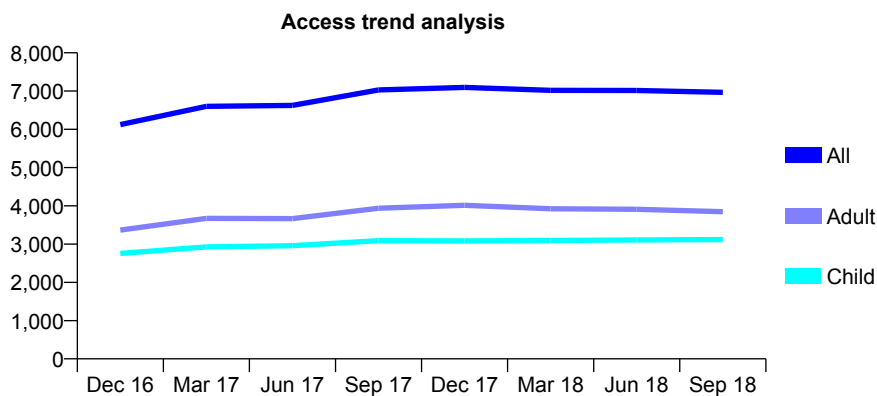
Q61 - Vital Signs At a Glance Contract Report for 907901/0007 - September 2018

Name or company name	MR GK MALHOTRA
Contract type name	GDS Contract
Purpose of contract	General
Contract start date	01/04/2006
Contract end date	

18/19 Contracted general activity (UDA)	18,691
Carry forward general activity (UDA)	-367
18/19 Contracted orthodontic activity (UOA)	0
Carry forward orthodontic activity (UOA)	0
Baseline contract value	£542,838.89

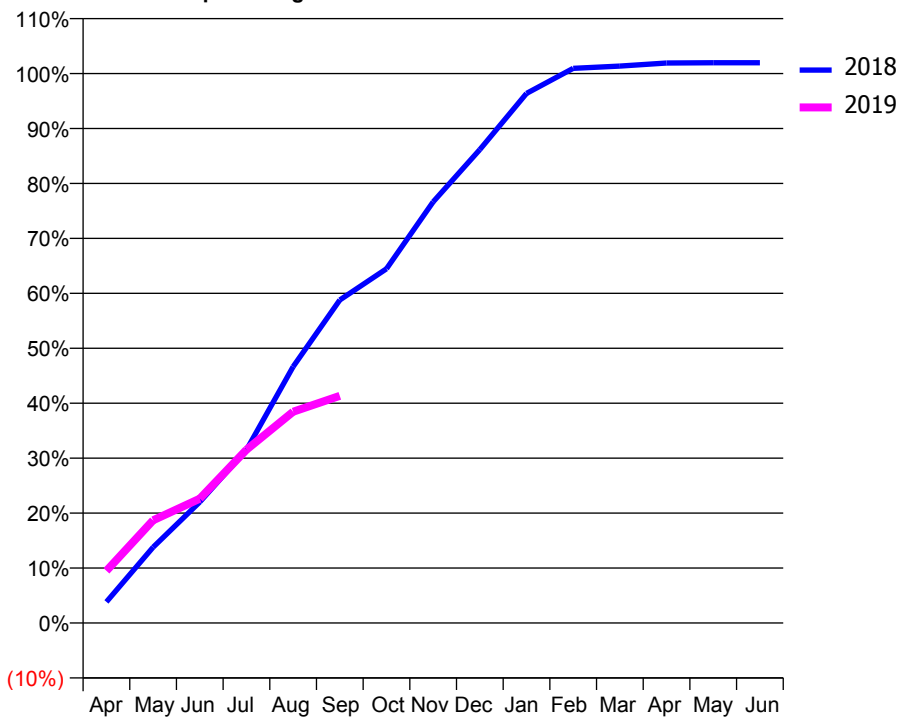
ACCESS*

Patients seen in 24 months	Total	Change since previous quarter
Quarter ending September 2017	7,028	
Quarter ending December 2017	7,097	→
Quarter ending March 2018	7,018	↓
Quarter ending June 2018	7,016	→
Quarter ending September 2018	6,966	→
Variance since September 2017	(0.9%)	→



ACTIVITY

Cumulative percentage of contracted UDA delivered 2018 & 2019



Month	Adjusted Scheduled Activity (UDA)	
	2018	2019
April	720	1,776
May	2,578	3,493
June	4,116	4,228
July	5,891	5,896
August	8,720	7,186
September	10,986	7,728
October	12,049	
November	14,324	
December	16,103	
January	18,015	
February	18,864	
March	18,945	
April	19,048	
May	19,059	
June	19,058	

QUALITY

	Quantity	Base Number	Contract	AT	Region	England
% of FP17s for the same patient ID Re-attending within 3 months - Children	88	1,568	5.6%	10.5%	11.5%	11.6%
% of FP17s for the same patient ID Re-attending within 3 months - Adults	98	1,535	6.4%	15.7%	16.5%	15.5%
% of FP17s for the same patient ID Re-attending between 3 & 9 months - Children	518	1,568	33.0%	44.8%	48.5%	58.8%
% of FP17s for the same patient ID Re-attending between 3 & 9 months - Adults	475	1,535	30.9%	37.0%	39.1%	51.1%
% of FP17s for Band 1 Urgent Courses	111	2,989	3.7%	10.9%	10.6%	9.0%
% of FP17s Relating to Free Repair or Replacements	2	2,989	0.1%	0.5%	0.5%	0.8%
% of FP17s Relating to Continuations	5	2,989	0.2%	0.7%	0.7%	0.9%
% of Patients satisfied with the dentistry they have received	3	4	N/A	90.7%	90.5%	93.3%
% of Patients satisfied with the time they had to wait for an appointment	4	4	N/A	82.5%	85.1%	88.9%

* This is based on patients treated on this contract for their most recent course of treatment. Figures in italics indicate the base number of FP17s or Patient Questionnaire responses are less than 100. N/A is shown where the base number of responses is less than 10 during the period. % is calculated as Quantity/Base number*100

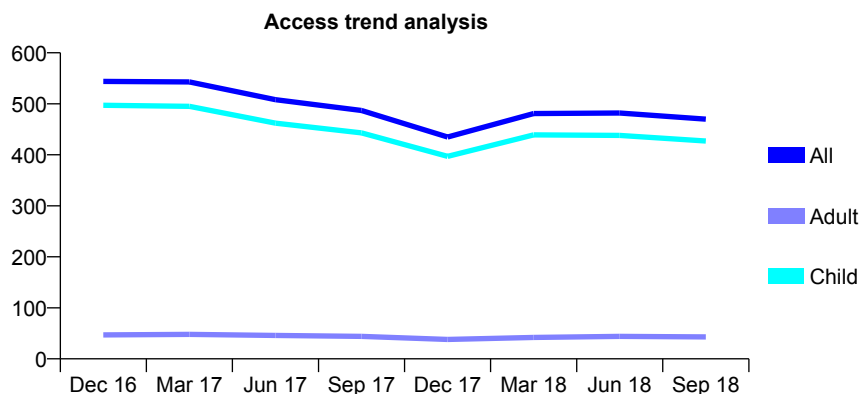
Q61 - Vital Signs At a Glance Contract Report for 910716/0001 - September 2018

Name or company name	MR JS BLISS
Contract type name	GDS Contract
Purpose of contract	General
Contract start date	01/04/2006
Contract end date	

18/19 Contracted general activity (UDA)	550
Carry forward general activity (UDA)	-11
18/19 Contracted orthodontic activity (UOA)	0
Carry forward orthodontic activity (UOA)	0
Baseline contract value	£13,495.26

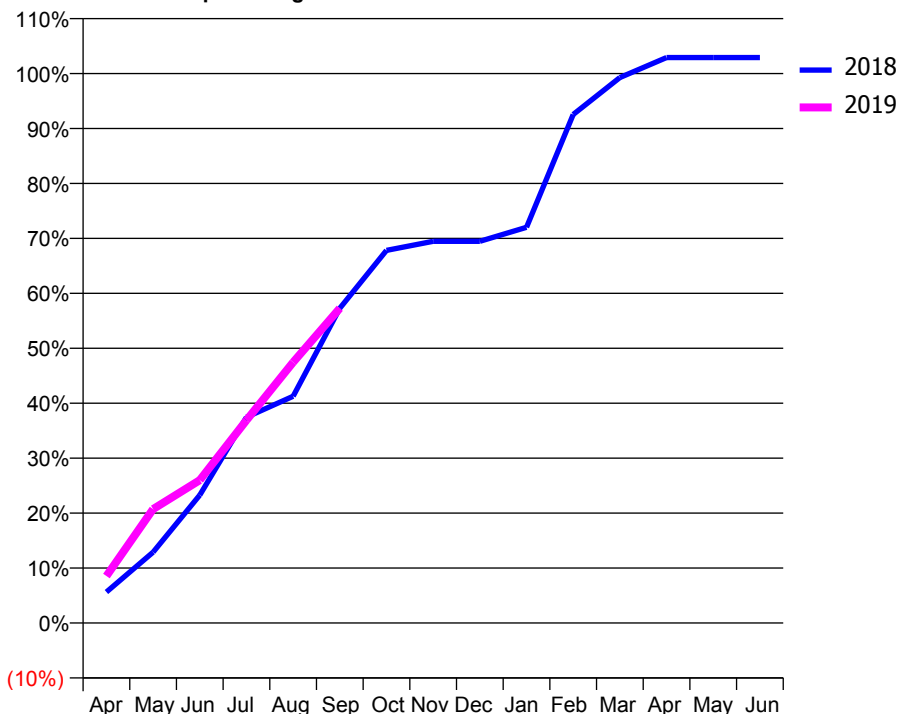
ACCESS*

Patients seen in 24 months	Total	Change since previous quarter
Quarter ending September 2017	487	
Quarter ending December 2017	435	↓
Quarter ending March 2018	481	↑
Quarter ending June 2018	482	→
Quarter ending September 2018	470	↓
Variance since September 2017	(3.5%)	↓



ACTIVITY

Cumulative percentage of contracted UDA delivered 2018 & 2019



Adjusted Scheduled Activity (UDA)

Month	2018	2019
April	31	47
May	71	114
June	128	143
July	206	203
August	227	261
September	315	315
October	373	
November	382	
December	382	
January	396	
February	509	
March	546	
April	566	
May	566	
June	566	

QUALITY

	Quantity	Base Number	Contract	AT	Region	England
% of FP17s for the same patient ID Re-attending within 3 months - Children	11	228	4.8%	10.5%	11.5%	11.6%
% of FP17s for the same patient ID Re-attending within 3 months - Adults	0	5	0.0%	15.7%	16.5%	15.5%
% of FP17s for the same patient ID Re-attending between 3 & 9 months - Children	58	228	25.4%	44.8%	48.5%	58.8%
% of FP17s for the same patient ID Re-attending between 3 & 9 months - Adults	2	5	40.0%	37.0%	39.1%	51.1%
% of FP17s for Band 1 Urgent Courses	0	219	0.0%	10.9%	10.6%	9.0%
% of FP17s Relating to Free Repair or Replacements	0	219	0.0%	0.5%	0.5%	0.8%
% of FP17s Relating to Continuations	0	219	0.0%	0.7%	0.7%	0.9%
% of Patients satisfied with the dentistry they have received	0	0	N/A	90.7%	90.5%	93.3%
% of Patients satisfied with the time they had to wait for an appointment	0	0	N/A	82.5%	85.1%	88.9%

* This is based on patients treated on this contract for their most recent course of treatment. Figures in italics indicate the base number of FP17s or Patient Questionnaire responses are less than 100. N/A is shown where the base number of responses is less than 10 during the period. % is calculated as Quantity/Base number*100

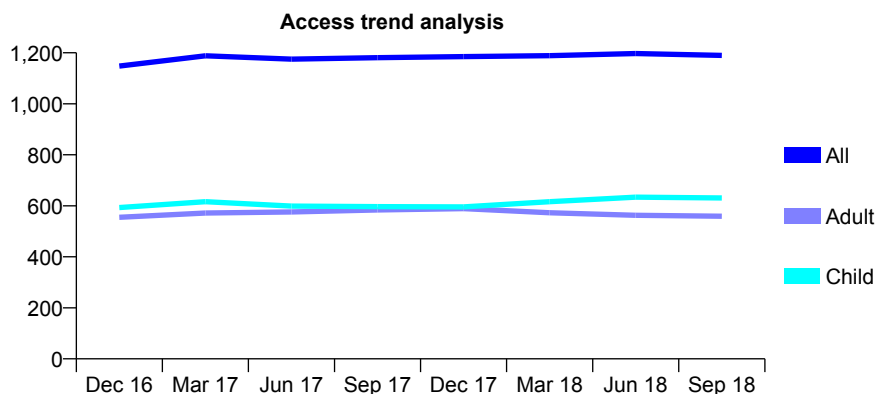
Q61 - Vital Signs At a Glance Contract Report for 912085/0001 - September 2018

Name or company name	MR MP BASS
Contract type name	GDS Contract
Purpose of contract	General
Contract start date	01/04/2006
Contract end date	

18/19 Contracted general activity (UDA)	2,738
Carry forward general activity (UDA)	89
18/19 Contracted orthodontic activity (UOA)	0
Carry forward orthodontic activity (UOA)	0
Baseline contract value	£60,177.95

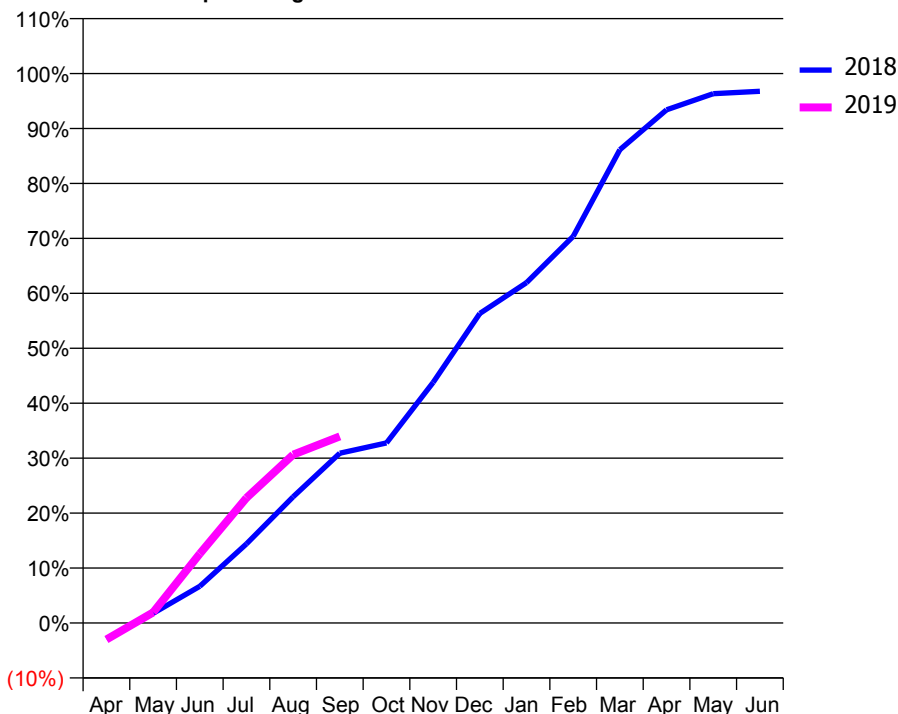
ACCESS*

Patients seen in 24 months	Total	Change since previous quarter
Quarter ending September 2017	1,181	
Quarter ending December 2017	1,185	→
Quarter ending March 2018	1,189	→
Quarter ending June 2018	1,197	→
Quarter ending September 2018	1,190	→
Variance since September 2017	0.8%	→



ACTIVITY

Cumulative percentage of contracted UDA delivered 2018 & 2019



Adjusted Scheduled Activity (UDA)

Month	2018	2019
April	-79	-83
May	48	53
June	183	345
July	395	624
August	629	839
September	846	930
October	897	
November	1,199	
December	1,543	
January	1,696	
February	1,927	
March	2,358	
April	2,557	
May	2,637	
June	2,649	

QUALITY

	Quantity	Base Number	Contract	AT	Region	England
% of FP17s for the same patient ID Re-attending within 3 months - Children	44	379	11.6%	10.5%	11.5%	11.6%
% of FP17s for the same patient ID Re-attending within 3 months - Adults	64	299	21.4%	15.7%	16.5%	15.5%
% of FP17s for the same patient ID Re-attending between 3 & 9 months - Children	138	379	36.4%	44.8%	48.5%	58.8%
% of FP17s for the same patient ID Re-attending between 3 & 9 months - Adults	101	299	33.8%	37.0%	39.1%	51.1%
% of FP17s for Band 1 Urgent Courses	26	526	4.9%	10.9%	10.6%	9.0%
% of FP17s Relating to Free Repair or Replacements	7	526	1.3%	0.5%	0.5%	0.8%
% of FP17s Relating to Continuations	2	526	0.4%	0.7%	0.7%	0.9%
% of Patients satisfied with the dentistry they have received	0	0	N/A	90.7%	90.5%	93.3%
% of Patients satisfied with the time they had to wait for an appointment	0	0	N/A	82.5%	85.1%	88.9%

* This is based on patients treated on this contract for their most recent course of treatment. Figures in italics indicate the base number of FP17s or Patient Questionnaire responses are less than 100. N/A is shown where the base number of responses is less than 10 during the period. % is calculated as Quantity/Base number*100

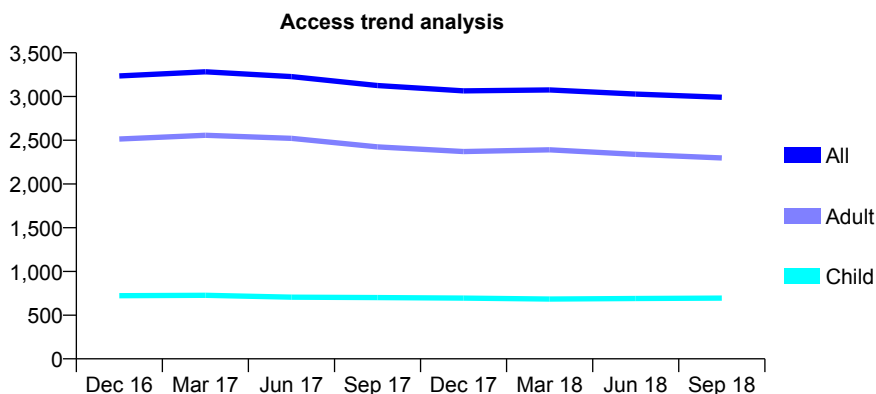
Q61 - Vital Signs At a Glance Contract Report for 912468/0001 - September 2018

Name or company name	MR KN FALEKKOS
Contract type name	GDS Contract
Purpose of contract	General
Contract start date	01/04/2006
Contract end date	

18/19 Contracted general activity (UDA)	8,701
Carry forward general activity (UDA)	34
18/19 Contracted orthodontic activity (UOA)	0
Carry forward orthodontic activity (UOA)	0
Baseline contract value	£239,131.19

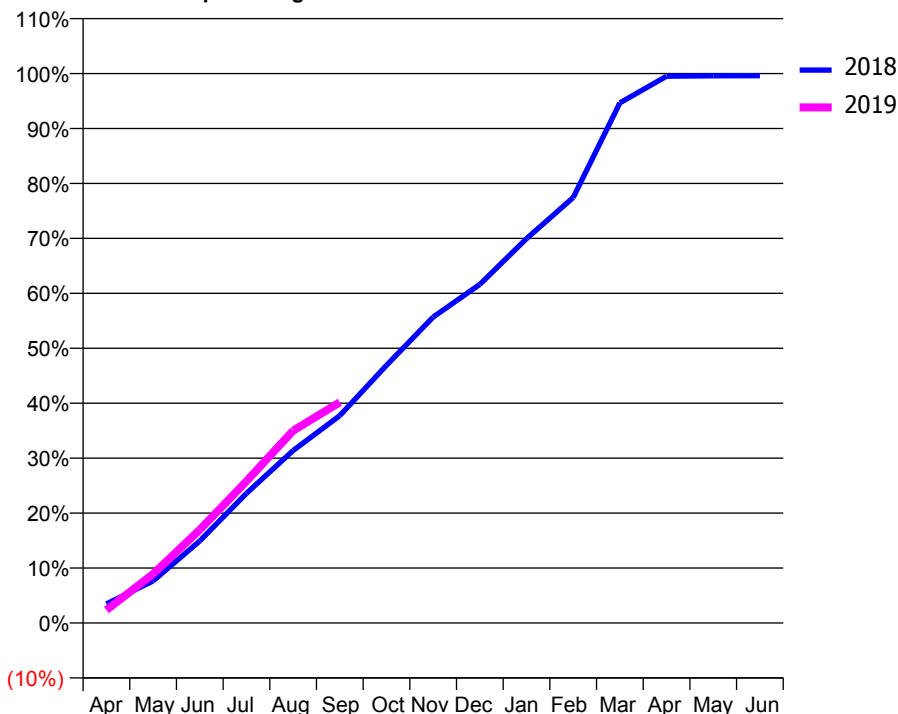
ACCESS*

Patients seen in 24 months	Total	Change since previous quarter
Quarter ending September 2017	3,125	
Quarter ending December 2017	3,065	↓
Quarter ending March 2018	3,075	→
Quarter ending June 2018	3,028	↓
Quarter ending September 2018	2,992	↓
Variance since September 2017	(4.3%)	↓



ACTIVITY

Cumulative percentage of contracted UDA delivered 2018 & 2019



Month	Adjusted Scheduled Activity (UDA)	
	2018	2019
April	303	206
May	665	776
June	1,300	1,477
July	2,053	2,245
August	2,732	3,046
September	3,284	3,496
October	4,081	
November	4,845	
December	5,362	
January	6,085	
February	6,736	
March	8,236	
April	8,658	
May	8,664	
June	8,667	

QUALITY

	Quantity	Base Number	Contract	AT	Region	England
% of FP17s for the same patient ID Re-attending within 3 months - Children	27	493	5.5%	10.5%	11.5%	11.6%
% of FP17s for the same patient ID Re-attending within 3 months - Adults	170	1,300	13.1%	15.7%	16.5%	15.5%
% of FP17s for the same patient ID Re-attending between 3 & 9 months - Children	267	493	54.2%	44.8%	48.5%	58.8%
% of FP17s for the same patient ID Re-attending between 3 & 9 months - Adults	633	1,300	48.7%	37.0%	39.1%	51.1%
% of FP17s for Band 1 Urgent Courses	149	1,653	9.0%	10.9%	10.6%	9.0%
% of FP17s Relating to Free Repair or Replacements	2	1,653	0.1%	0.5%	0.5%	0.8%
% of FP17s Relating to Continuations	2	1,653	0.1%	0.7%	0.7%	0.9%
% of Patients satisfied with the dentistry they have received	2	2	N/A	90.7%	90.5%	93.3%
% of Patients satisfied with the time they had to wait for an appointment	1	2	N/A	82.5%	85.1%	88.9%

* This is based on patients treated on this contract for their most recent course of treatment. Figures in italics indicate the base number of FP17s or Patient Questionnaire responses are less than 100. N/A is shown where the base number of responses is less than 10 during the period. % is calculated as Quantity/Base number*100

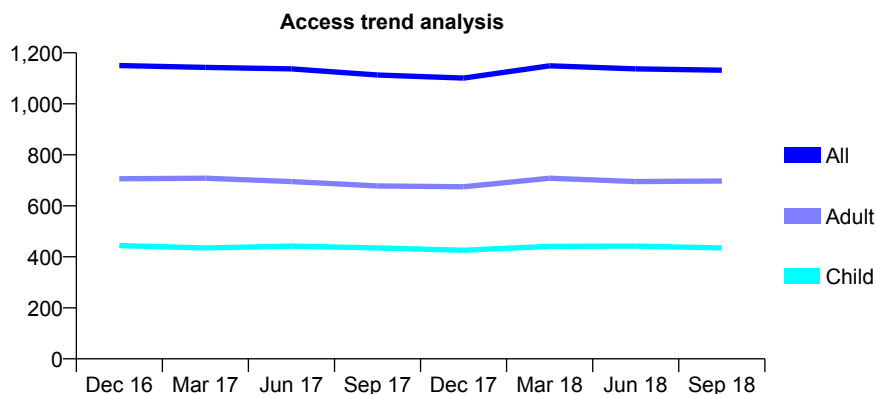
Q61 - Vital Signs At a Glance Contract Report for 914681/0001 - September 2018

Name or company name	MR VK SETHI
Contract type name	GDS Contract
Purpose of contract	General
Contract start date	01/04/2006
Contract end date	

18/19 Contracted general activity (UDA)	4,926
Carry forward general activity (UDA)	161
18/19 Contracted orthodontic activity (UOA)	0
Carry forward orthodontic activity (UOA)	0
Baseline contract value	£171,693.45

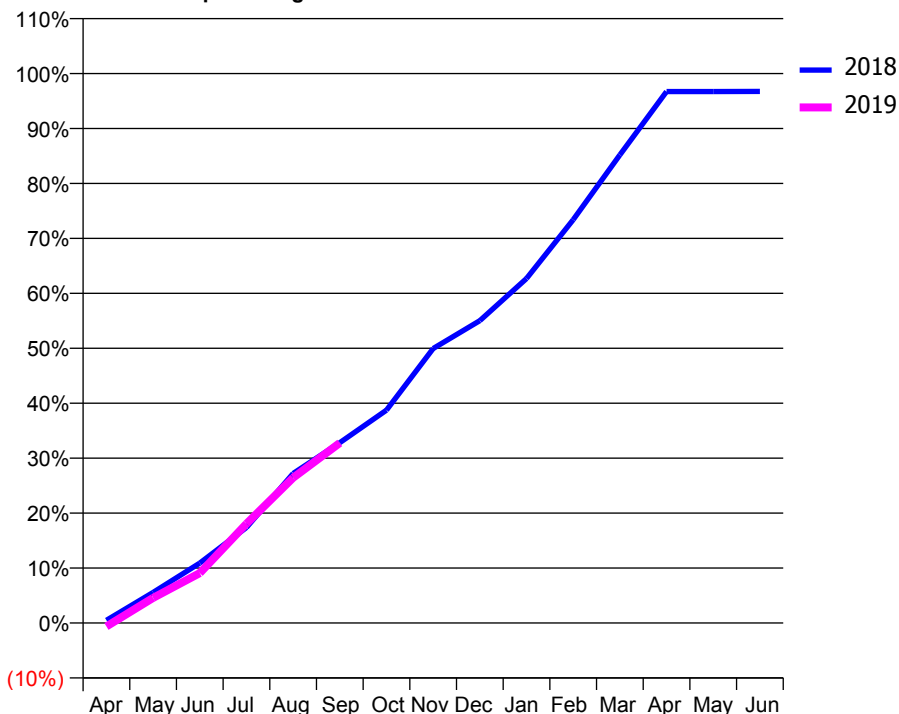
ACCESS*

Patients seen in 24 months	Total	Change since previous quarter
Quarter ending September 2017	1,113	
Quarter ending December 2017	1,101	↓
Quarter ending March 2018	1,149	↑
Quarter ending June 2018	1,137	↓
Quarter ending September 2018	1,132	→
Variance since September 2017	1.7%	→



ACTIVITY

Cumulative percentage of contracted UDA delivered 2018 & 2019



Month	Adjusted Scheduled Activity (UDA)	
	2018	2019
April	25	-32
May	274	225
June	537	448
July	856	890
August	1,341	1,302
September	1,616	1,614
October	1,908	
November	2,461	
December	2,710	
January	3,089	
February	3,616	
March	4,196	
April	4,764	
May	4,764	
June	4,765	

QUALITY

	Quantity	Base Number	Contract	AT	Region	England
% of FP17s for the same patient ID Re-attending within 3 months - Children	22	352	6.3%	10.5%	11.5%	11.6%
% of FP17s for the same patient ID Re-attending within 3 months - Adults	77	458	16.8%	15.7%	16.5%	15.5%
% of FP17s for the same patient ID Re-attending between 3 & 9 months - Children	245	352	69.6%	44.8%	48.5%	58.8%
% of FP17s for the same patient ID Re-attending between 3 & 9 months - Adults	246	458	53.7%	37.0%	39.1%	51.1%
% of FP17s for Band 1 Urgent Courses	45	683	6.6%	10.9%	10.6%	9.0%
% of FP17s Relating to Free Repair or Replacements	0	683	0.0%	0.5%	0.5%	0.8%
% of FP17s Relating to Continuations	2	683	0.3%	0.7%	0.7%	0.9%
% of Patients satisfied with the dentistry they have received	0	0	N/A	90.7%	90.5%	93.3%
% of Patients satisfied with the time they had to wait for an appointment	0	0	N/A	82.5%	85.1%	88.9%

* This is based on patients treated on this contract for their most recent course of treatment. Figures in italics indicate the base number of FP17s or Patient Questionnaire responses are less than 100. N/A is shown where the base number of responses is less than 10 during the period. % is calculated as Quantity/Base number*100

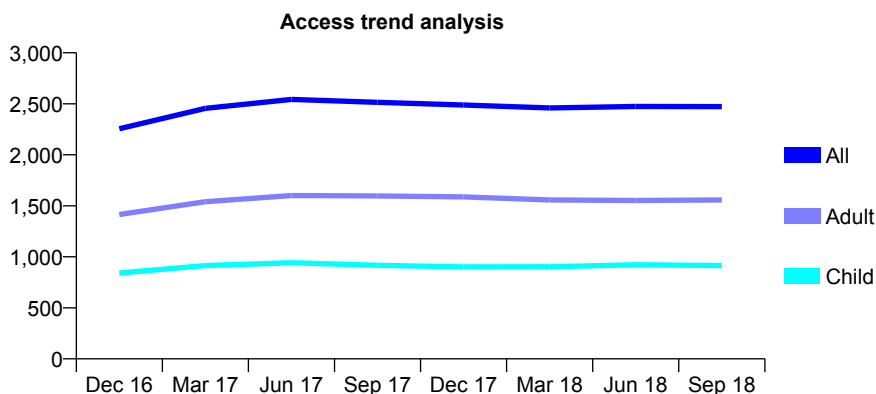
Q61 - Vital Signs At a Glance Contract Report for 916358/0002 - September 2018

Name or company name	MR PD CLESHAM
Contract type name	GDS Contract
Purpose of contract	General
Contract start date	01/05/2015
Contract end date	

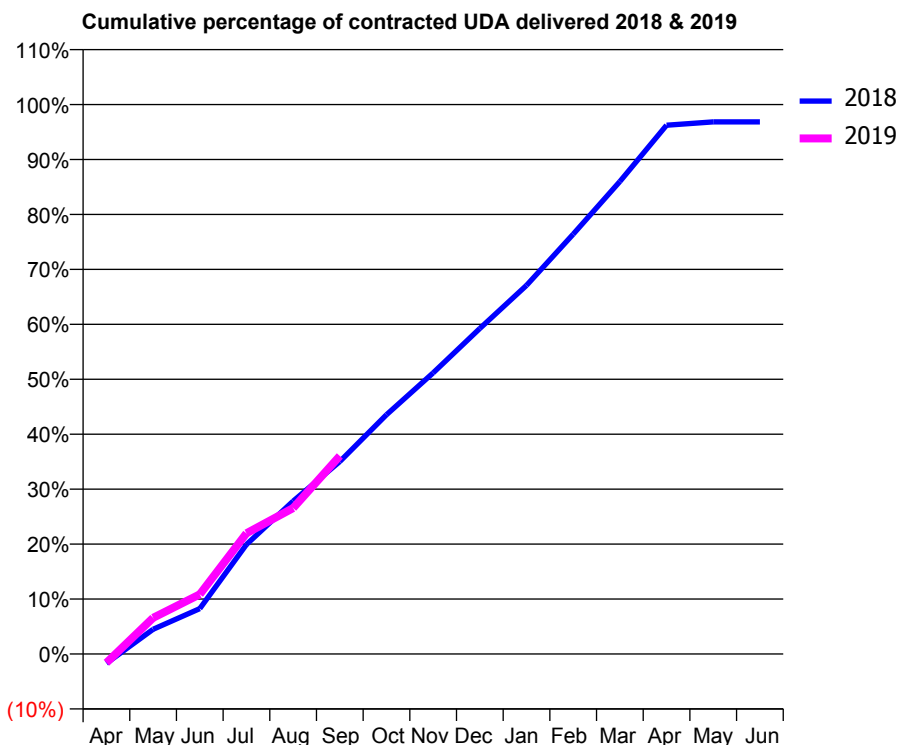
18/19 Contracted general activity (UDA)	7,986
Carry forward general activity (UDA)	252
18/19 Contracted orthodontic activity (UOA)	0
Carry forward orthodontic activity (UOA)	0
Baseline contract value	£220,375.51

ACCESS*

Patients seen in 24 months	Total	Change since previous quarter
Quarter ending September 2017	2,514	
Quarter ending December 2017	2,488	↓
Quarter ending March 2018	2,460	↓
Quarter ending June 2018	2,474	→
Quarter ending September 2018	2,473	→
Variance since September 2017	(1.6%)	↓



ACTIVITY



Month	Adjusted Scheduled Activity (UDA)	
	2018	2019
April	-136	-129
May	359	526
June	659	868
July	1,592	1,755
August	2,221	2,121
September	2,798	2,878
October	3,478	
November	4,087	
December	4,731	
January	5,357	
February	6,102	
March	6,866	
April	7,685	
May	7,734	
June	7,734	

QUALITY

	Quantity	Base Number	Contract	AT	Region	England
% of FP17s for the same patient ID Re-attending within 3 months - Children	36	536	6.7%	10.5%	11.5%	11.6%
% of FP17s for the same patient ID Re-attending within 3 months - Adults	108	807	13.4%	15.7%	16.5%	15.5%
% of FP17s for the same patient ID Re-attending between 3 & 9 months - Children	153	536	28.5%	44.8%	48.5%	58.8%
% of FP17s for the same patient ID Re-attending between 3 & 9 months - Adults	249	807	30.9%	37.0%	39.1%	51.1%
% of FP17s for Band 1 Urgent Courses	96	1,126	8.5%	10.9%	10.6%	9.0%
% of FP17s Relating to Free Repair or Replacements	1	1,126	0.1%	0.5%	0.5%	0.8%
% of FP17s Relating to Continuations	6	1,126	0.5%	0.7%	0.7%	0.9%
% of Patients satisfied with the dentistry they have received	0	0	N/A	90.7%	90.5%	93.3%
% of Patients satisfied with the time they had to wait for an appointment	0	0	N/A	82.5%	85.1%	88.9%

* This is based on patients treated on this contract for their most recent course of treatment. Figures in italics indicate the base number of FP17s or Patient Questionnaire responses are less than 100. N/A is shown where the base number of responses is less than 10 during the period. % is calculated as Quantity/Base number*100

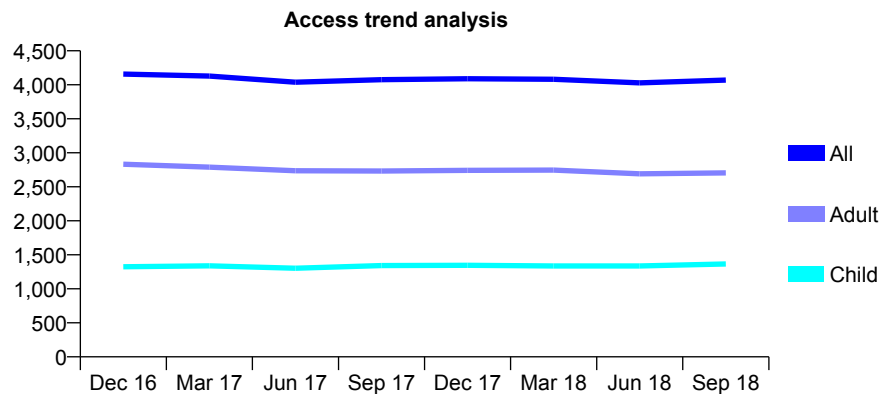
Q61 - Vital Signs At a Glance Contract Report for 917079/0001 - September 2018

Name or company name	MRS A LEE
Contract type name	GDS Contract
Purpose of contract	General and Orthodontic
Contract start date	01/04/2006
Contract end date	

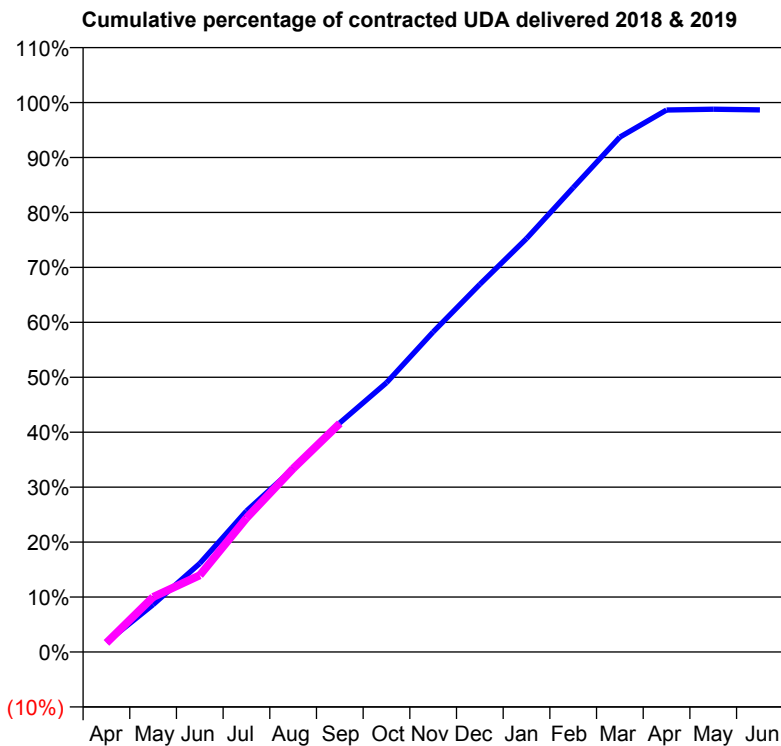
18/19 Contracted general activity (UDA)	9,302
Carry forward general activity (UDA)	125
18/19 Contracted orthodontic activity (UOA)	1,353
Carry forward orthodontic activity (UOA)	3
Baseline contract value	£378,633.04

ACCESS*

Patients seen in 24 months	Total	Change since previous quarter
Quarter ending September 2017	4,075	
Quarter ending December 2017	4,089	→
Quarter ending March 2018	4,082	→
Quarter ending June 2018	4,028	↓
Quarter ending September 2018	4,070	→
Variance since September 2017	(0.1%)	→



ACTIVITY



Month	Adjusted Scheduled Activity (UDA)	
	2018	2019
April	165	155
May	802	931
June	1,500	1,299
July	2,388	2,267
August	3,104	3,105
September	3,880	3,870
October	4,558	
November	5,420	
December	6,225	
January	6,999	
February	7,862	
March	8,717	
April	9,174	
May	9,189	
June	9,177	

QUALITY

	Quantity	Base Number	Contract	AT	Region	England
% of FP17s for the same patient ID Re-attending within 3 months - Children	66	873	7.6%	10.5%	11.5%	11.6%
% of FP17s for the same patient ID Re-attending within 3 months - Adults	156	1,266	12.3%	15.7%	16.5%	15.5%
% of FP17s for the same patient ID Re-attending between 3 & 9 months - Children	351	873	40.2%	44.8%	48.5%	58.8%
% of FP17s for the same patient ID Re-attending between 3 & 9 months - Adults	420	1,266	33.2%	37.0%	39.1%	51.1%
% of FP17s for Band 1 Urgent Courses	70	1,898	3.7%	10.9%	10.6%	9.0%
% of FP17s Relating to Free Repair or Replacements	11	1,898	0.6%	0.5%	0.5%	0.8%
% of FP17s Relating to Continuations	25	1,898	1.3%	0.7%	0.7%	0.9%
% of Patients satisfied with the dentistry they have received	2	2	N/A	90.7%	90.5%	93.3%
% of Patients satisfied with the time they had to wait for an appointment	2	2	N/A	82.5%	85.1%	88.9%

* This is based on patients treated on this contract for their most recent course of treatment. Figures in italics indicate the base number of FP17s or Patient Questionnaire responses are less than 100. N/A is shown where the base number of responses is less than 10 during the period. % is calculated as Quantity/Base number*100

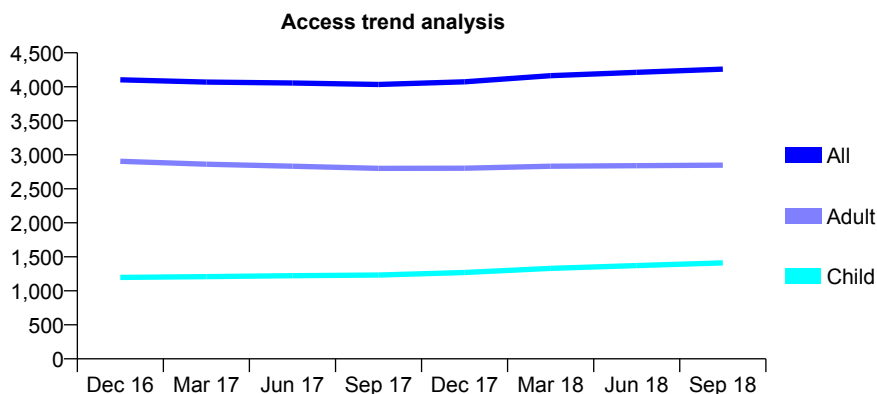
Q61 - Vital Signs At a Glance Contract Report for 918393/0001 - September 2018

Name or company name	MISS SV SMALL
Contract type name	GDS Contract
Purpose of contract	General
Contract start date	01/04/2006
Contract end date	

18/19 Contracted general activity (UDA)	9,569
Carry forward general activity (UDA)	-187
18/19 Contracted orthodontic activity (UOA)	0
Carry forward orthodontic activity (UOA)	0
Baseline contract value	£272,208.67

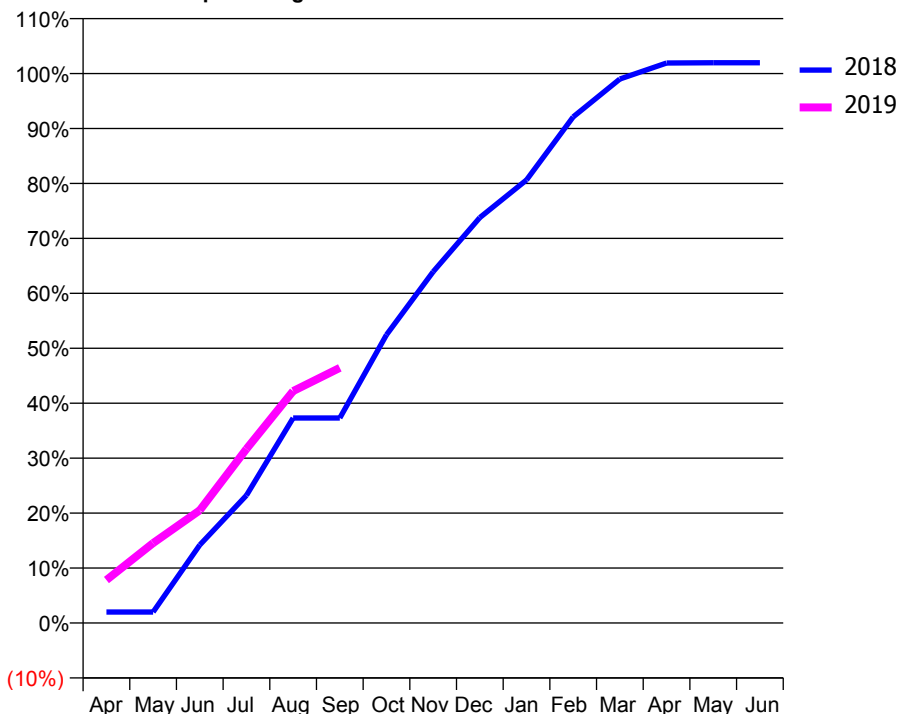
ACCESS*

Patients seen in 24 months	Total	Change since previous quarter
Quarter ending September 2017	4,034	
Quarter ending December 2017	4,073	→
Quarter ending March 2018	4,164	↑
Quarter ending June 2018	4,212	→
Quarter ending September 2018	4,260	→
Variance since September 2017	5.6%	↑



ACTIVITY

Cumulative percentage of contracted UDA delivered 2018 & 2019



Month	Adjusted Scheduled Activity (UDA)	
	2018	2019
April	191	750
May	191	1,393
June	1,360	1,963
July	2,224	3,032
August	3,569	4,038
September	3,569	4,443
October	5,020	
November	6,118	
December	7,060	
January	7,715	
February	8,814	
March	9,473	
April	9,753	
May	9,756	
June	9,756	

QUALITY

	Quantity	Base Number	Contract	AT	Region	England
% of FP17s for the same patient ID Re-attending within 3 months - Children	144	1,182	12.2%	10.5%	11.5%	11.6%
% of FP17s for the same patient ID Re-attending within 3 months - Adults	398	2,069	19.2%	15.7%	16.5%	15.5%
% of FP17s for the same patient ID Re-attending between 3 & 9 months - Children	663	1,182	56.1%	44.8%	48.5%	58.8%
% of FP17s for the same patient ID Re-attending between 3 & 9 months - Adults	1,010	2,069	48.8%	37.0%	39.1%	51.1%
% of FP17s for Band 1 Urgent Courses	246	2,362	10.4%	10.9%	10.6%	9.0%
% of FP17s Relating to Free Repair or Replacements	8	2,362	0.3%	0.5%	0.5%	0.8%
% of FP17s Relating to Continuations	39	2,362	1.7%	0.7%	0.7%	0.9%
% of Patients satisfied with the dentistry they have received	4	4	N/A	90.7%	90.5%	93.3%
% of Patients satisfied with the time they had to wait for an appointment	4	4	N/A	82.5%	85.1%	88.9%

* This is based on patients treated on this contract for their most recent course of treatment. Figures in italics indicate the base number of FP17s or Patient Questionnaire responses are less than 100. N/A is shown where the base number of responses is less than 10 during the period. % is calculated as Quantity/Base number*100

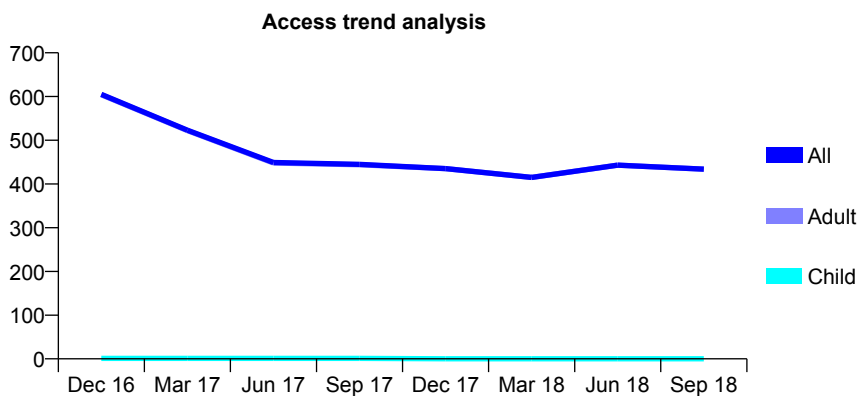
Q61 - Vital Signs At a Glance Contract Report for 921351/0007 - September 2018

Name or company name	MR PK CHOPRA
Contract type name	GDS Contract
Purpose of contract	General
Contract start date	01/04/2006
Contract end date	

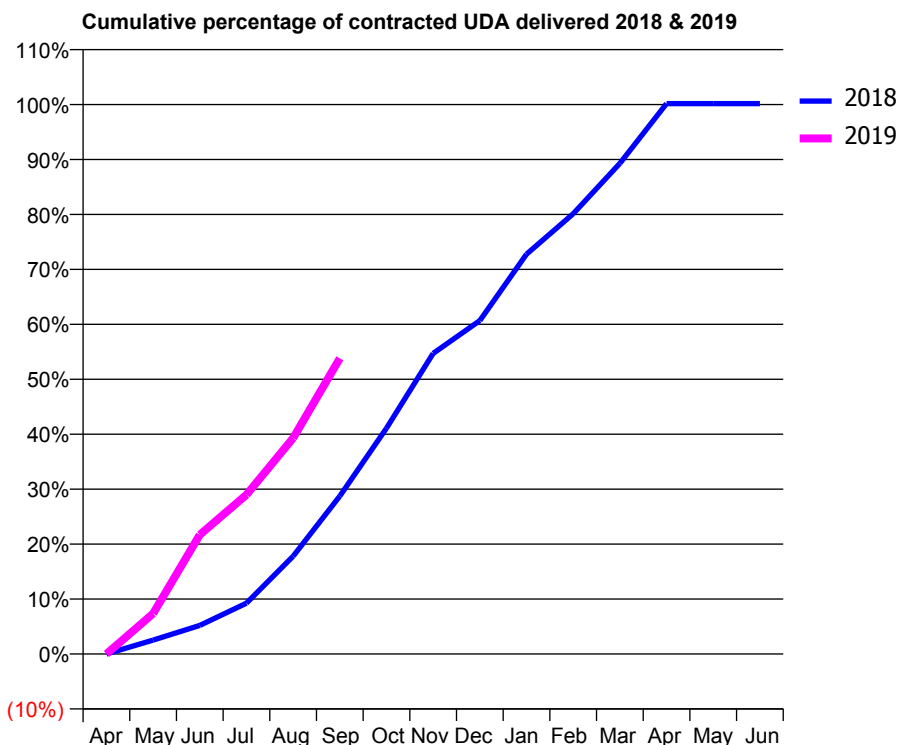
18/19 Contracted general activity (UDA)	1,800
Carry forward general activity (UDA)	0
18/19 Contracted orthodontic activity (UOA)	0
Carry forward orthodontic activity (UOA)	0
Baseline contract value	£52,095.36

ACCESS*

Patients seen in 24 months	Total	Change since previous quarter
Quarter ending September 2017	445	
Quarter ending December 2017	435	↓
Quarter ending March 2018	415	↓
Quarter ending June 2018	443	↑
Quarter ending September 2018	434	↓
Variance since September 2017	(2.5%)	↓



ACTIVITY



Adjusted Scheduled Activity (UDA)		
Month	2018	2019
April	0	0
May	46	133
June	94	391
July	167	522
August	320	708
September	517	968
October	740	
November	985	
December	1,092	
January	1,310	
February	1,442	
March	1,607	
April	1,803	
May	1,803	
June	1,803	

QUALITY

	Quantity	Base Number	Contract	AT	Region	England
% of FP17s for the same patient ID Re-attending within 3 months - Children	0	0	N/A	10.5%	11.5%	11.6%
% of FP17s for the same patient ID Re-attending within 3 months - Adults	10	200	5.0%	15.7%	16.5%	15.5%
% of FP17s for the same patient ID Re-attending between 3 & 9 months - Children	0	0	N/A	44.8%	48.5%	58.8%
% of FP17s for the same patient ID Re-attending between 3 & 9 months - Adults	12	200	6.0%	37.0%	39.1%	51.1%
% of FP17s for Band 1 Urgent Courses	47	170	27.6%	10.9%	10.6%	9.0%
% of FP17s Relating to Free Repair or Replacements	1	170	0.6%	0.5%	0.5%	0.8%
% of FP17s Relating to Continuations	0	170	0.0%	0.7%	0.7%	0.9%
% of Patients satisfied with the dentistry they have received	0	0	N/A	90.7%	90.5%	93.3%
% of Patients satisfied with the time they had to wait for an appointment	0	0	N/A	82.5%	85.1%	88.9%

* This is based on patients treated on this contract for their most recent course of treatment. Figures in italics indicate the base number of FP17s or Patient Questionnaire responses are less than 100. N/A is shown where the base number of responses is less than 10 during the period. % is calculated as Quantity/Base number*100

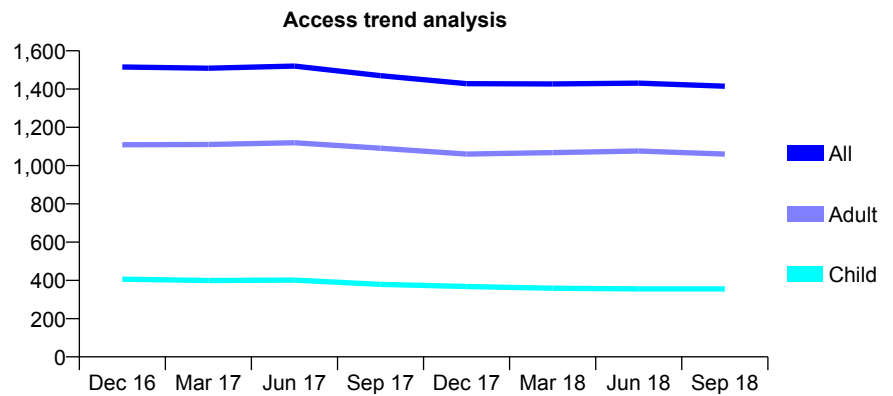
Q61 - Vital Signs At a Glance Contract Report for 921734/0001 - September 2018

Name or company name	MR N PATEL
Contract type name	GDS Contract
Purpose of contract	General
Contract start date	01/04/2006
Contract end date	

18/19 Contracted general activity (UDA)	5,448
Carry forward general activity (UDA)	-71
18/19 Contracted orthodontic activity (UOA)	0
Carry forward orthodontic activity (UOA)	0
Baseline contract value	£185,924.91

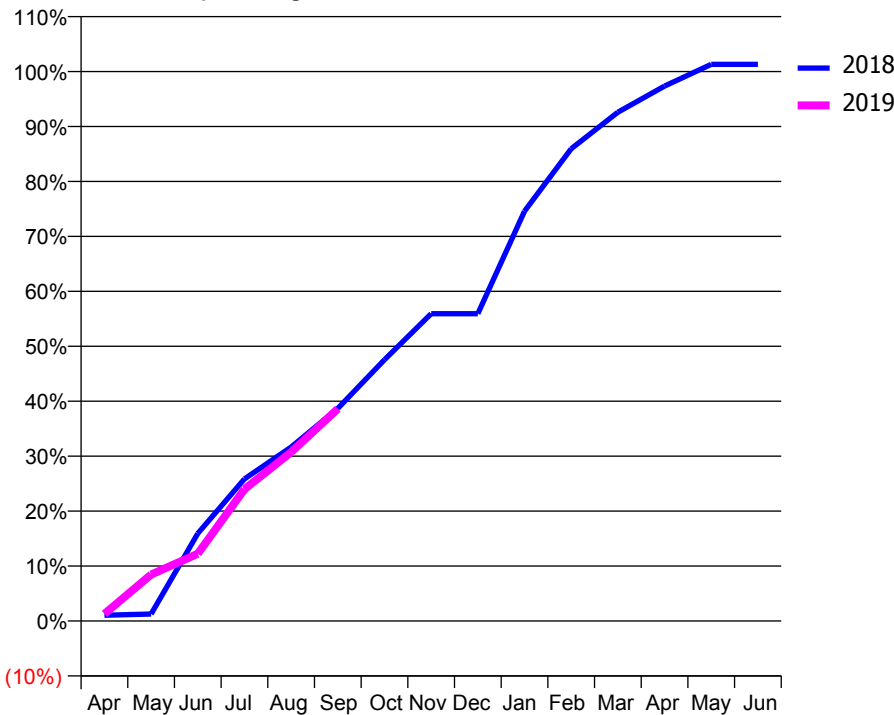
ACCESS*

Patients seen in 24 months	Total	Change since previous quarter
Quarter ending September 2017	1,470	
Quarter ending December 2017	1,428	↓
Quarter ending March 2018	1,427	→
Quarter ending June 2018	1,431	→
Quarter ending September 2018	1,415	↓
Variance since September 2017	(3.7%)	↓



ACTIVITY

Cumulative percentage of contracted UDA delivered 2018 & 2019



Month	Adjusted Scheduled Activity (UDA)	
	2018	2019
April	57	71
May	70	460
June	867	667
July	1,409	1,306
August	1,724	1,674
September	2,107	2,104
October	2,591	
November	3,047	
December	3,047	
January	4,064	
February	4,682	
March	5,045	
April	5,303	
May	5,519	
June	5,519	

QUALITY

	Quantity	Base Number	Contract	AT	Region	England
% of FP17s for the same patient ID Re-attending within 3 months - Children	7	248	2.8%	10.5%	11.5%	11.6%
% of FP17s for the same patient ID Re-attending within 3 months - Adults	29	578	5.0%	15.7%	16.5%	15.5%
% of FP17s for the same patient ID Re-attending between 3 & 9 months - Children	106	248	42.7%	44.8%	48.5%	58.8%
% of FP17s for the same patient ID Re-attending between 3 & 9 months - Adults	231	578	40.0%	37.0%	39.1%	51.1%
% of FP17s for Band 1 Urgent Courses	7	727	1.0%	10.9%	10.6%	9.0%
% of FP17s Relating to Free Repair or Replacements	0	727	0.0%	0.5%	0.5%	0.8%
% of FP17s Relating to Continuations	0	727	0.0%	0.7%	0.7%	0.9%
% of Patients satisfied with the dentistry they have received	1	1	N/A	90.7%	90.5%	93.3%
% of Patients satisfied with the time they had to wait for an appointment	1	1	N/A	82.5%	85.1%	88.9%

* This is based on patients treated on this contract for their most recent course of treatment. Figures in italics indicate the base number of FP17s or Patient Questionnaire responses are less than 100. N/A is shown where the base number of responses is less than 10 during the period. % is calculated as Quantity/Base number*100

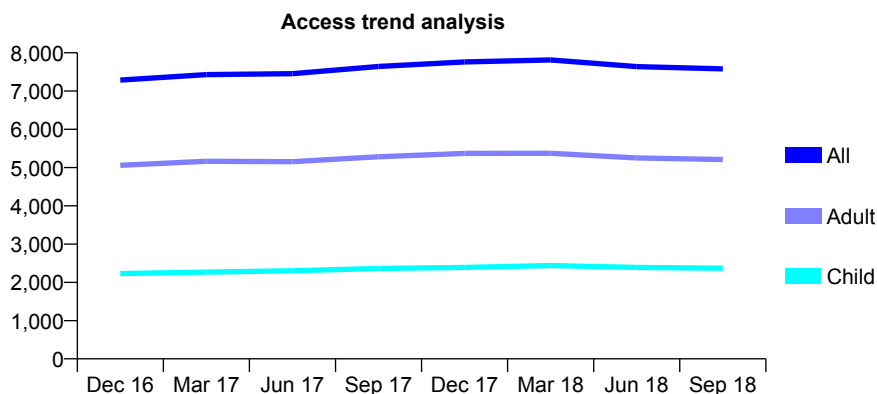
Q61 - Vital Signs At a Glance Contract Report for 921742/0002 - September 2018

Name or company name	MR AA OJETUNDE
Contract type name	GDS Contract
Purpose of contract	General
Contract start date	01/04/2006
Contract end date	

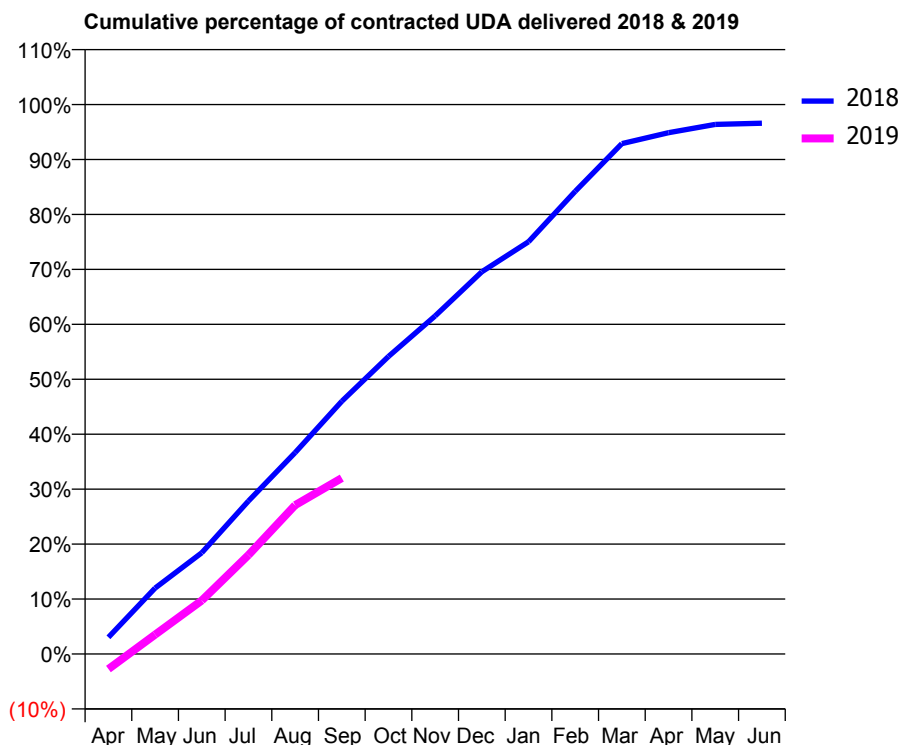
18/19 Contracted general activity (UDA)	31,006
Carry forward general activity (UDA)	1,054
18/19 Contracted orthodontic activity (UOA)	0
Carry forward orthodontic activity (UOA)	0
Baseline contract value	£998,801.43

ACCESS*

Patients seen in 24 months	Total	Change since previous quarter
Quarter ending September 2017	7,643	
Quarter ending December 2017	7,761	→
Quarter ending March 2018	7,815	→
Quarter ending June 2018	7,639	↓
Quarter ending September 2018	7,580	→
Variance since September 2017	(0.8%)	→



ACTIVITY



Month	Adjusted Scheduled Activity (UDA)	
	2018	2019
April	942	-857
May	3,721	1,097
June	5,712	3,022
July	8,636	5,584
August	11,369	8,404
September	14,263	9,931
October	16,793	
November	19,077	
December	21,570	
January	23,264	
February	26,107	
March	28,799	
April	29,419	
May	29,881	
June	29,952	

QUALITY

	Quantity	Base Number	Contract	AT	Region	England
% of FP17s for the same patient ID Re-attending within 3 months - Children	103	1,198	8.6%	10.5%	11.5%	11.6%
% of FP17s for the same patient ID Re-attending within 3 months - Adults	333	2,362	14.1%	15.7%	16.5%	15.5%
% of FP17s for the same patient ID Re-attending between 3 & 9 months - Children	345	1,198	28.8%	44.8%	48.5%	58.8%
% of FP17s for the same patient ID Re-attending between 3 & 9 months - Adults	554	2,362	23.5%	37.0%	39.1%	51.1%
% of FP17s for Band 1 Urgent Courses	415	3,272	12.7%	10.9%	10.6%	9.0%
% of FP17s Relating to Free Repair or Replacements	28	3,272	0.9%	0.5%	0.5%	0.8%
% of FP17s Relating to Continuations	48	3,272	1.5%	0.7%	0.7%	0.9%
% of Patients satisfied with the dentistry they have received	1	1	N/A	90.7%	90.5%	93.3%
% of Patients satisfied with the time they had to wait for an appointment	1	1	N/A	82.5%	85.1%	88.9%

* This is based on patients treated on this contract for their most recent course of treatment. Figures in italics indicate the base number of FP17s or Patient Questionnaire responses are less than 100. N/A is shown where the base number of responses is less than 10 during the period. % is calculated as Quantity/Base number*100

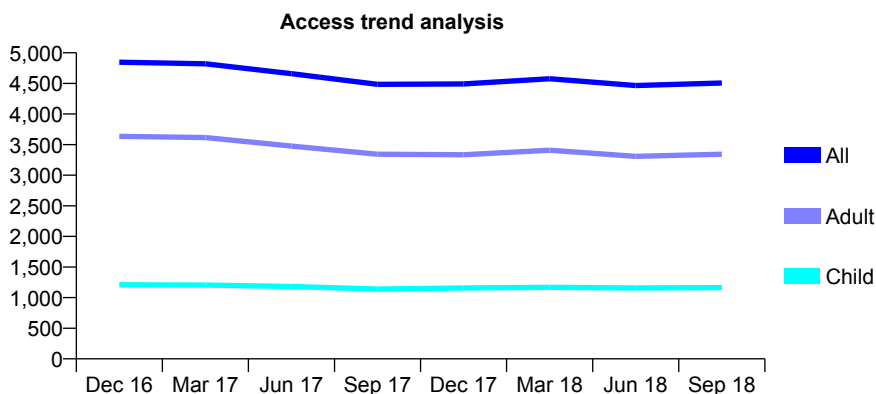
Q61 - Vital Signs At a Glance Contract Report for 921777/0001 - September 2018

Name or company name	MISS A AGGARWAL
Contract type name	GDS Contract
Purpose of contract	General
Contract start date	01/04/2006
Contract end date	

18/19 Contracted general activity (UDA)	11,405
Carry forward general activity (UDA)	-48
18/19 Contracted orthodontic activity (UOA)	0
Carry forward orthodontic activity (UOA)	0
Baseline contract value	£289,160.72

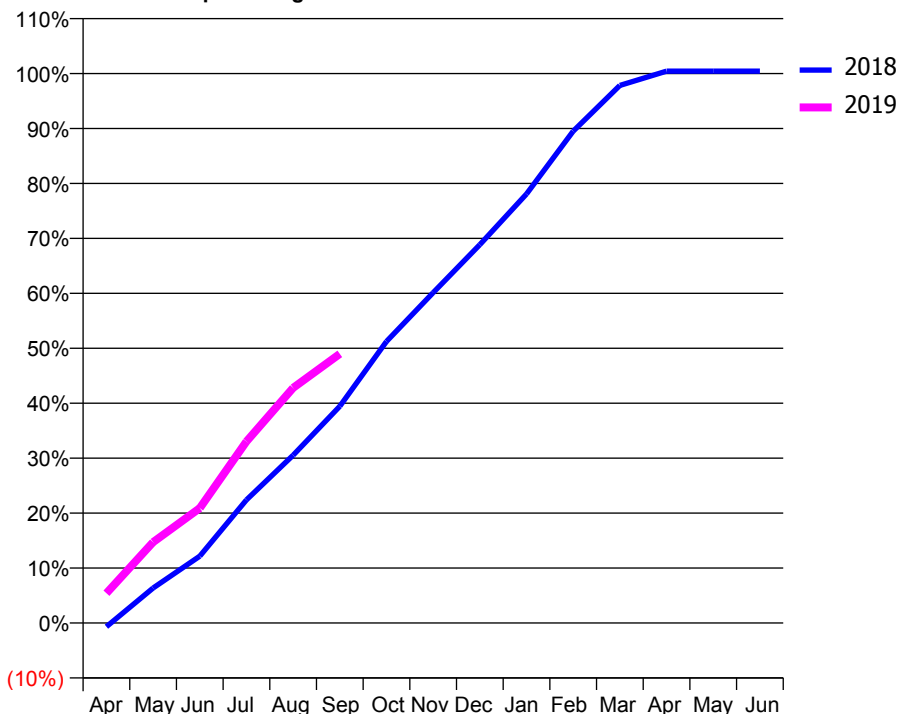
ACCESS*

Patients seen in 24 months	Total	Change since previous quarter
Quarter ending September 2017	4,485	
Quarter ending December 2017	4,492	→
Quarter ending March 2018	4,576	→
Quarter ending June 2018	4,465	↓
Quarter ending September 2018	4,507	→
Variance since September 2017	0.5%	→



ACTIVITY

Cumulative percentage of contracted UDA delivered 2018 & 2019



Month	Adjusted Scheduled Activity (UDA)	
	2018	2019
April	-78	617
May	727	1,677
June	1,387	2,385
July	2,555	3,767
August	3,484	4,880
September	4,500	5,586
October	5,844	
November	6,858	
December	7,853	
January	8,904	
February	10,210	
March	11,157	
April	11,454	
May	11,453	
June	11,453	

QUALITY

	Quantity	Base Number	Contract	AT	Region	England
% of FP17s for the same patient ID Re-attending within 3 months - Children	83	957	8.7%	10.5%	11.5%	11.6%
% of FP17s for the same patient ID Re-attending within 3 months - Adults	352	2,430	14.5%	15.7%	16.5%	15.5%
% of FP17s for the same patient ID Re-attending between 3 & 9 months - Children	510	957	53.3%	44.8%	48.5%	58.8%
% of FP17s for the same patient ID Re-attending between 3 & 9 months - Adults	1,370	2,430	56.4%	37.0%	39.1%	51.1%
% of FP17s for Band 1 Urgent Courses	336	3,237	10.4%	10.9%	10.6%	9.0%
% of FP17s Relating to Free Repair or Replacements	42	3,237	1.3%	0.5%	0.5%	0.8%
% of FP17s Relating to Continuations	6	3,237	0.2%	0.7%	0.7%	0.9%
% of Patients satisfied with the dentistry they have received	3	3	N/A	90.7%	90.5%	93.3%
% of Patients satisfied with the time they had to wait for an appointment	2	3	N/A	82.5%	85.1%	88.9%

* This is based on patients treated on this contract for their most recent course of treatment. Figures in italics indicate the base number of FP17s or Patient Questionnaire responses are less than 100. N/A is shown where the base number of responses is less than 10 during the period. % is calculated as Quantity/Base number*100

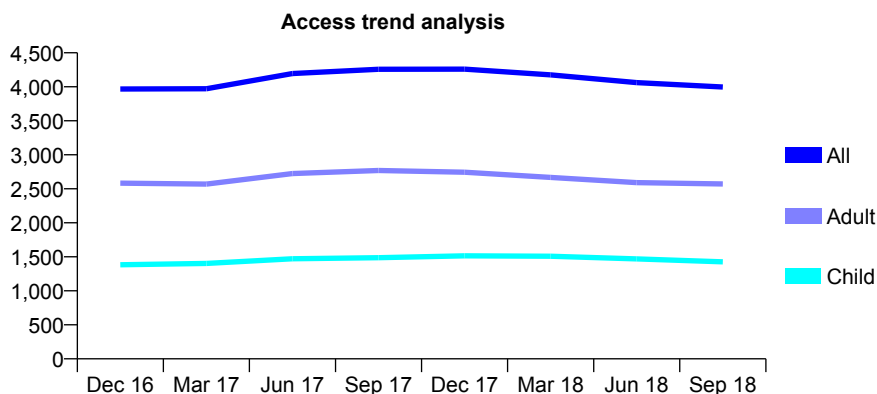
Q61 - Vital Signs At a Glance Contract Report for 925942/0001 - September 2018

Name or company name	MR YR SARWAR
Contract type name	GDS Contract
Purpose of contract	General
Contract start date	01/04/2006
Contract end date	

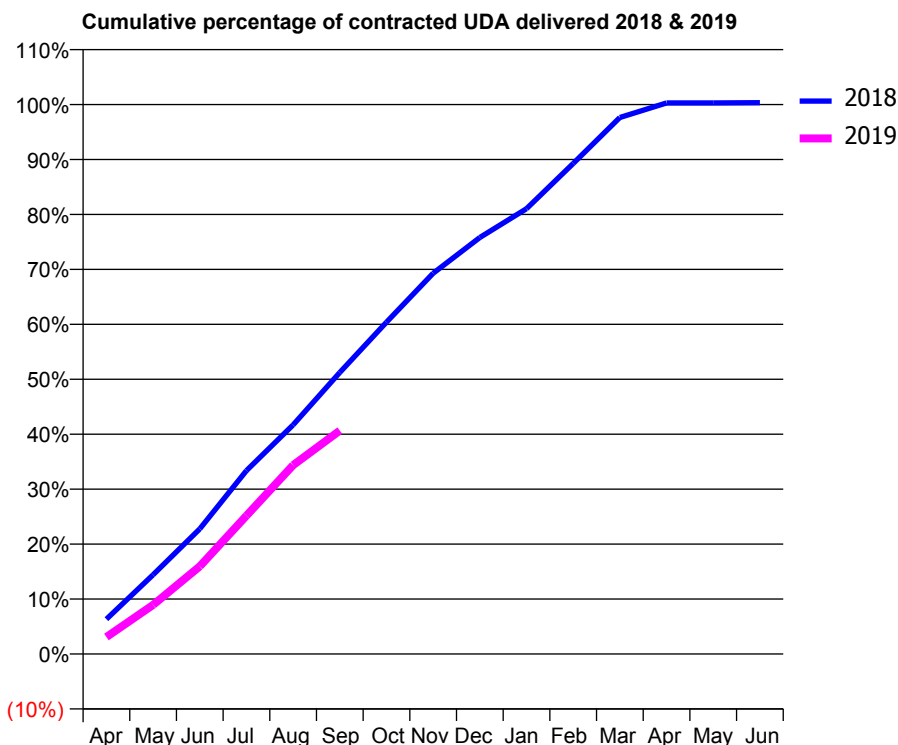
18/19 Contracted general activity (UDA)	8,836
Carry forward general activity (UDA)	-30
18/19 Contracted orthodontic activity (UOA)	0
Carry forward orthodontic activity (UOA)	0
Baseline contract value	£225,364.84

ACCESS*

Patients seen in 24 months	Total	Change since previous quarter
Quarter ending September 2017	4,258	
Quarter ending December 2017	4,259	→
Quarter ending March 2018	4,176	↓
Quarter ending June 2018	4,062	↓
Quarter ending September 2018	3,998	↓
Variance since September 2017	(6.1%)	↓



ACTIVITY



Month	Adjusted Scheduled Activity (UDA)	
	2018	2019
April	560	273
May	1,275	790
June	2,011	1,410
July	2,949	2,225
August	3,685	3,038
September	4,527	3,592
October	5,337	
November	6,122	
December	6,697	
January	7,161	
February	7,887	
March	8,627	
April	8,861	
May	8,861	
June	8,866	

QUALITY

	Quantity	Base Number	Contract	AT	Region	England
% of FP17s for the same patient ID Re-attending within 3 months - Children	53	772	6.9%	10.5%	11.5%	11.6%
% of FP17s for the same patient ID Re-attending within 3 months - Adults	150	1,212	12.4%	15.7%	16.5%	15.5%
% of FP17s for the same patient ID Re-attending between 3 & 9 months - Children	376	772	48.7%	44.8%	48.5%	58.8%
% of FP17s for the same patient ID Re-attending between 3 & 9 months - Adults	457	1,212	37.7%	37.0%	39.1%	51.1%
% of FP17s for Band 1 Urgent Courses	150	1,419	10.6%	10.9%	10.6%	9.0%
% of FP17s Relating to Free Repair or Replacements	7	1,419	0.5%	0.5%	0.5%	0.8%
% of FP17s Relating to Continuations	19	1,419	1.3%	0.7%	0.7%	0.9%
% of Patients satisfied with the dentistry they have received	0	0	N/A	90.7%	90.5%	93.3%
% of Patients satisfied with the time they had to wait for an appointment	0	0	N/A	82.5%	85.1%	88.9%

* This is based on patients treated on this contract for their most recent course of treatment. Figures in italics indicate the base number of FP17s or Patient Questionnaire responses are less than 100. N/A is shown where the base number of responses is less than 10 during the period. % is calculated as Quantity/Base number*100

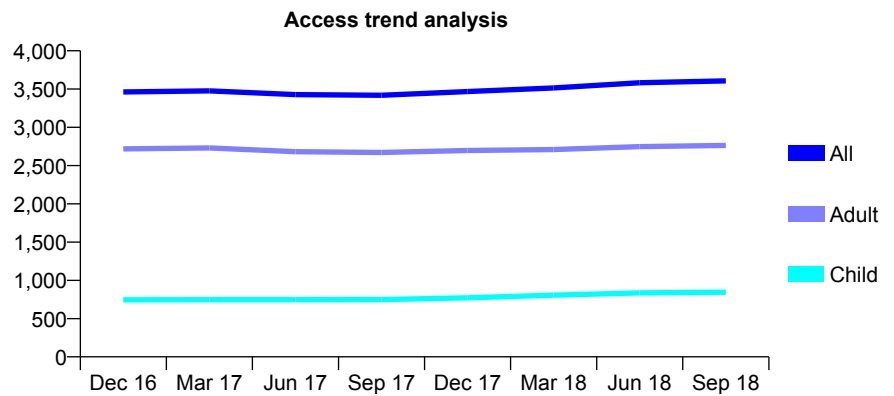
Q61 - Vital Signs At a Glance Contract Report for 925985/0001 - September 2018

Name or company name	MR S CHOPRA
Contract type name	GDS Contract
Purpose of contract	General
Contract start date	01/04/2006
Contract end date	

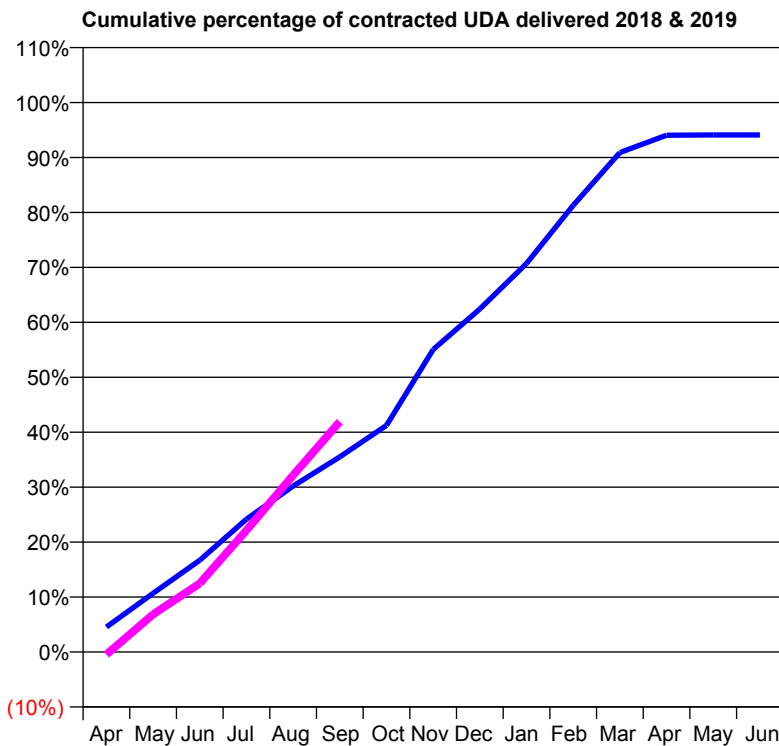
18/19 Contracted general activity (UDA)	6,963
Carry forward general activity (UDA)	411
18/19 Contracted orthodontic activity (UOA)	0
Carry forward orthodontic activity (UOA)	0
Baseline contract value	£243,458.44

ACCESS*

Patients seen in 24 months	Total	Change since previous quarter
Quarter ending September 2017	3,419	
Quarter ending December 2017	3,468	→
Quarter ending March 2018	3,515	→
Quarter ending June 2018	3,583	→
Quarter ending September 2018	3,607	→
Variance since September 2017	5.5%	↑



ACTIVITY



Month	Adjusted Scheduled Activity (UDA)	
	2018	2019
April	317	-32
May	744	477
June	1,163	869
July	1,684	1,542
August	2,103	2,239
September	2,473	2,920
October	2,872	
November	3,833	
December	4,347	
January	4,923	
February	5,659	
March	6,328	
April	6,549	
May	6,552	
June	6,552	

QUALITY

	Quantity	Base Number	Contract	AT	Region	England
% of FP17s for the same patient ID Re-attending within 3 months - Children	32	531	6.0%	10.5%	11.5%	11.6%
% of FP17s for the same patient ID Re-attending within 3 months - Adults	138	1,349	10.2%	15.7%	16.5%	15.5%
% of FP17s for the same patient ID Re-attending between 3 & 9 months - Children	244	531	46.0%	44.8%	48.5%	58.8%
% of FP17s for the same patient ID Re-attending between 3 & 9 months - Adults	425	1,349	31.5%	37.0%	39.1%	51.1%
% of FP17s for Band 1 Urgent Courses	79	1,479	5.3%	10.9%	10.6%	9.0%
% of FP17s Relating to Free Repair or Replacements	5	1,479	0.3%	0.5%	0.5%	0.8%
% of FP17s Relating to Continuations	3	1,479	0.2%	0.7%	0.7%	0.9%
% of Patients satisfied with the dentistry they have received	1	1	N/A	90.7%	90.5%	93.3%
% of Patients satisfied with the time they had to wait for an appointment	1	1	N/A	82.5%	85.1%	88.9%

* This is based on patients treated on this contract for their most recent course of treatment. Figures in italics indicate the base number of FP17s or Patient Questionnaire responses are less than 100. N/A is shown where the base number of responses is less than 10 during the period. % is calculated as Quantity/Base number*100

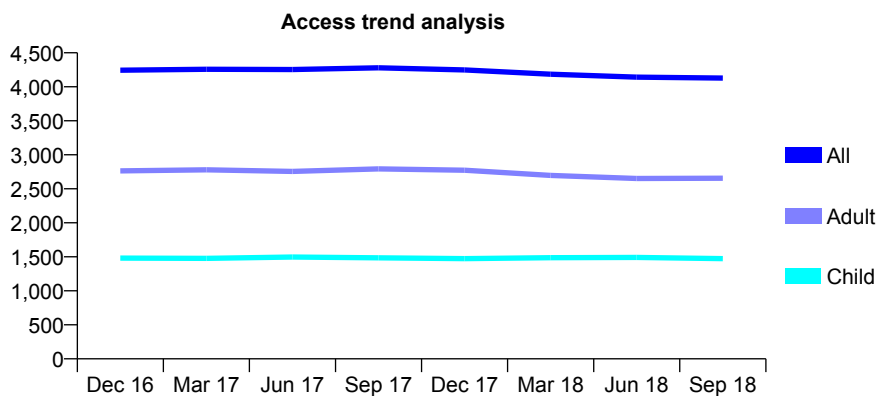
Q61 - Vital Signs At a Glance Contract Report for 926094/0001 - September 2018

Name or company name	MR AN AL-ATTAR
Contract type name	GDS Contract
Purpose of contract	General
Contract start date	01/04/2006
Contract end date	

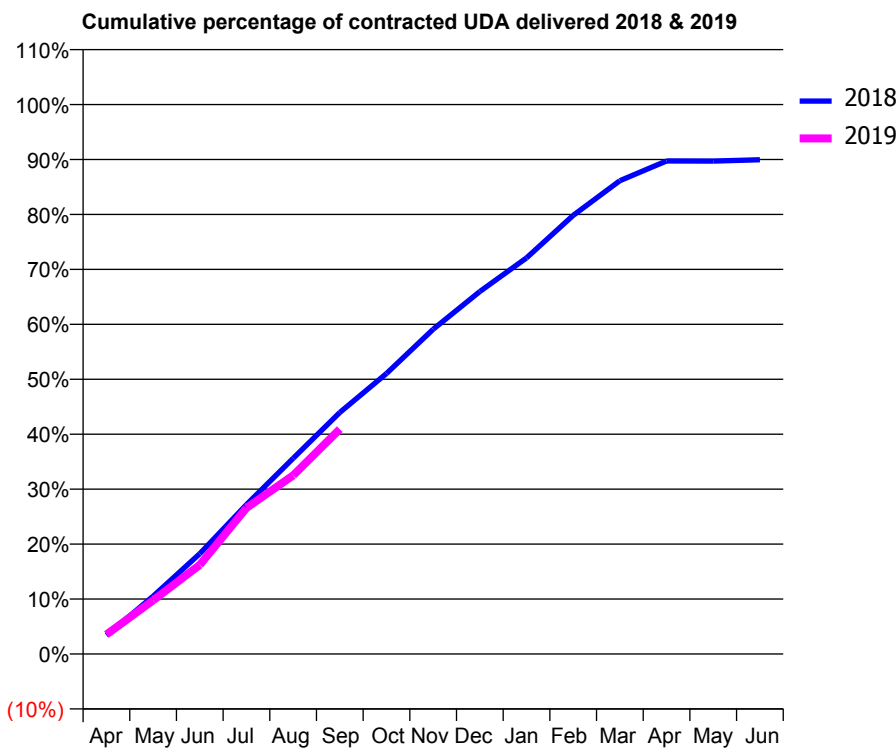
18/19 Contracted general activity (UDA)	12,876
Carry forward general activity (UDA)	0
18/19 Contracted orthodontic activity (UOA)	0
Carry forward orthodontic activity (UOA)	0
Baseline contract value	£392,077.08

ACCESS*

Patients seen in 24 months	Total	Change since previous quarter
Quarter ending September 2017	4,279	
Quarter ending December 2017	4,248	→
Quarter ending March 2018	4,186	↓
Quarter ending June 2018	4,143	↓
Quarter ending September 2018	4,129	→
Variance since September 2017	(3.5%)	↓



ACTIVITY



Month	Adjusted Scheduled Activity (UDA)	
	2018	2019
April	437	458
May	1,356	1,259
June	2,351	2,088
July	3,502	3,424
August	4,586	4,187
September	5,661	5,270
October	6,574	
November	7,611	
December	8,494	
January	9,283	
February	10,278	
March	11,091	
April	11,554	
May	11,551	
June	11,582	

QUALITY

	Quantity	Base Number	Contract	AT	Region	England
% of FP17s for the same patient ID Re-attending within 3 months - Children	65	839	7.7%	10.5%	11.5%	11.6%
% of FP17s for the same patient ID Re-attending within 3 months - Adults	230	1,602	14.4%	15.7%	16.5%	15.5%
% of FP17s for the same patient ID Re-attending between 3 & 9 months - Children	296	839	35.3%	44.8%	48.5%	58.8%
% of FP17s for the same patient ID Re-attending between 3 & 9 months - Adults	598	1,602	37.3%	37.0%	39.1%	51.1%
% of FP17s for Band 1 Urgent Courses	138	2,266	6.1%	10.9%	10.6%	9.0%
% of FP17s Relating to Free Repair or Replacements	13	2,266	0.6%	0.5%	0.5%	0.8%
% of FP17s Relating to Continuations	33	2,266	1.5%	0.7%	0.7%	0.9%
% of Patients satisfied with the dentistry they have received	1	1	N/A	90.7%	90.5%	93.3%
% of Patients satisfied with the time they had to wait for an appointment	1	1	N/A	82.5%	85.1%	88.9%

* This is based on patients treated on this contract for their most recent course of treatment. Figures in italics indicate the base number of FP17s or Patient Questionnaire responses are less than 100. N/A is shown where the base number of responses is less than 10 during the period. % is calculated as Quantity/Base number*100

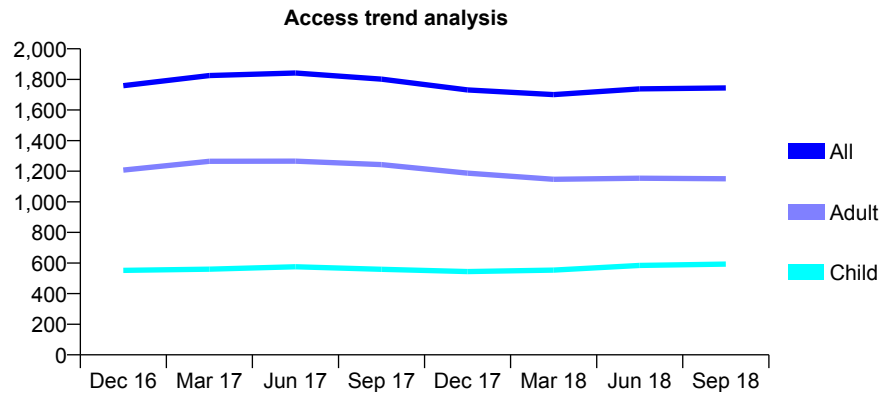
Q61 - Vital Signs At a Glance Contract Report for 927996/0001 - September 2018

Name or company name	MR WU ABALEKE
Contract type name	GDS Contract
Purpose of contract	General
Contract start date	01/04/2006
Contract end date	

18/19 Contracted general activity (UDA)	5,148
Carry forward general activity (UDA)	29
18/19 Contracted orthodontic activity (UOA)	0
Carry forward orthodontic activity (UOA)	0
Baseline contract value	£164,524.42

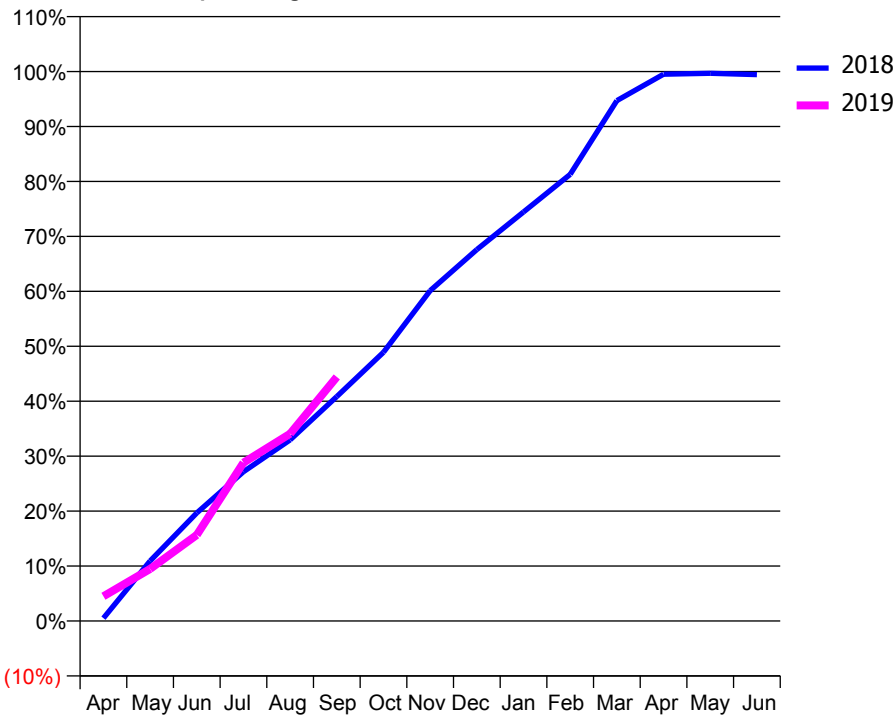
ACCESS*

Patients seen in 24 months	Total	Change since previous quarter
Quarter ending September 2017	1,802	
Quarter ending December 2017	1,731	↓
Quarter ending March 2018	1,701	↓
Quarter ending June 2018	1,738	↑
Quarter ending September 2018	1,744	→
Variance since September 2017	(3.2%)	↓



ACTIVITY

Cumulative percentage of contracted UDA delivered 2018 & 2019



Adjusted Scheduled Activity (UDA)		
Month	2018	2019
April	26	232
May	563	488
June	1,013	807
July	1,399	1,483
August	1,698	1,755
September	2,103	2,286
October	2,518	
November	3,096	
December	3,480	
January	3,832	
February	4,184	
March	4,876	
April	5,122	
May	5,131	
June	5,119	

QUALITY

	Quantity	Base Number	Contract	AT	Region	England
% of FP17s for the same patient ID Re-attending within 3 months - Children	59	564	10.5%	10.5%	11.5%	11.6%
% of FP17s for the same patient ID Re-attending within 3 months - Adults	147	827	17.8%	15.7%	16.5%	15.5%
% of FP17s for the same patient ID Re-attending between 3 & 9 months - Children	308	564	54.6%	44.8%	48.5%	58.8%
% of FP17s for the same patient ID Re-attending between 3 & 9 months - Adults	425	827	51.4%	37.0%	39.1%	51.1%
% of FP17s for Band 1 Urgent Courses	72	1,009	7.1%	10.9%	10.6%	9.0%
% of FP17s Relating to Free Repair or Replacements	5	1,009	0.5%	0.5%	0.5%	0.8%
% of FP17s Relating to Continuations	1	1,009	0.1%	0.7%	0.7%	0.9%
% of Patients satisfied with the dentistry they have received	0	1	N/A	90.7%	90.5%	93.3%
% of Patients satisfied with the time they had to wait for an appointment	1	1	N/A	82.5%	85.1%	88.9%

* This is based on patients treated on this contract for their most recent course of treatment. Figures in italics indicate the base number of FP17s or Patient Questionnaire responses are less than 100. N/A is shown where the base number of responses is less than 10 during the period. % is calculated as Quantity/Base number*100

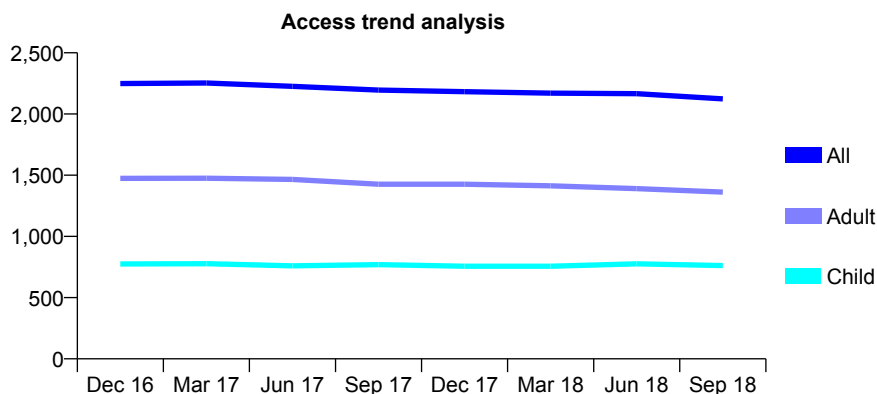
Q61 - Vital Signs At a Glance Contract Report for 929123/0001 - September 2018

Name or company name	MR R MEHROTRA
Contract type name	GDS Contract
Purpose of contract	General
Contract start date	01/04/2006
Contract end date	

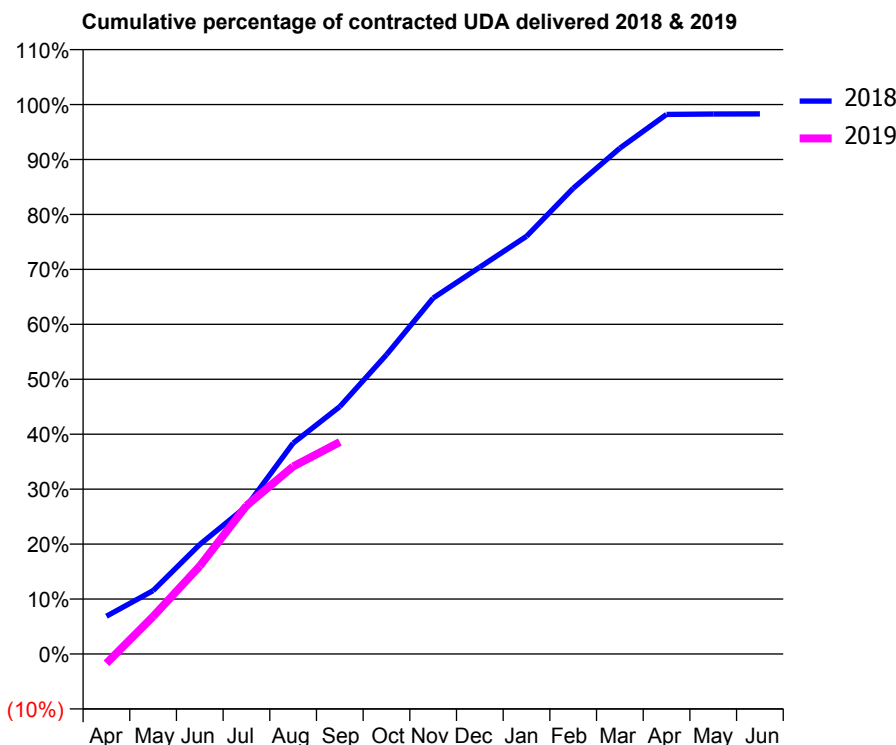
18/19 Contracted general activity (UDA)	6,329
Carry forward general activity (UDA)	108
18/19 Contracted orthodontic activity (UOA)	0
Carry forward orthodontic activity (UOA)	0
Baseline contract value	£227,418.86

ACCESS*

Patients seen in 24 months	Total	Change since previous quarter
Quarter ending September 2017	2,196	
Quarter ending December 2017	2,182	→
Quarter ending March 2018	2,170	→
Quarter ending June 2018	2,166	→
Quarter ending September 2018	2,124	↓
Variance since September 2017	(3.3%)	↓



ACTIVITY



Adjusted Scheduled Activity (UDA)		
Month	2018	2019
April	435	-108
May	730	433
June	1,261	1,014
July	1,701	1,709
August	2,429	2,160
September	2,850	2,442
October	3,447	
November	4,099	
December	4,457	
January	4,811	
February	5,363	
March	5,826	
April	6,215	
May	6,219	
June	6,221	

QUALITY

	Quantity	Base Number	Contract	AT	Region	England
% of FP17s for the same patient ID Re-attending within 3 months - Children	42	516	8.1%	10.5%	11.5%	11.6%
% of FP17s for the same patient ID Re-attending within 3 months - Adults	97	726	13.4%	15.7%	16.5%	15.5%
% of FP17s for the same patient ID Re-attending between 3 & 9 months - Children	262	516	50.8%	44.8%	48.5%	58.8%
% of FP17s for the same patient ID Re-attending between 3 & 9 months - Adults	304	726	41.9%	37.0%	39.1%	51.1%
% of FP17s for Band 1 Urgent Courses	70	1,121	6.2%	10.9%	10.6%	9.0%
% of FP17s Relating to Free Repair or Replacements	22	1,121	2.0%	0.5%	0.5%	0.8%
% of FP17s Relating to Continuations	28	1,121	2.5%	0.7%	0.7%	0.9%
% of Patients satisfied with the dentistry they have received	0	0	N/A	90.7%	90.5%	93.3%
% of Patients satisfied with the time they had to wait for an appointment	0	0	N/A	82.5%	85.1%	88.9%

* This is based on patients treated on this contract for their most recent course of treatment. Figures in italics indicate the base number of FP17s or Patient Questionnaire responses are less than 100. N/A is shown where the base number of responses is less than 10 during the period. % is calculated as Quantity/Base number*100

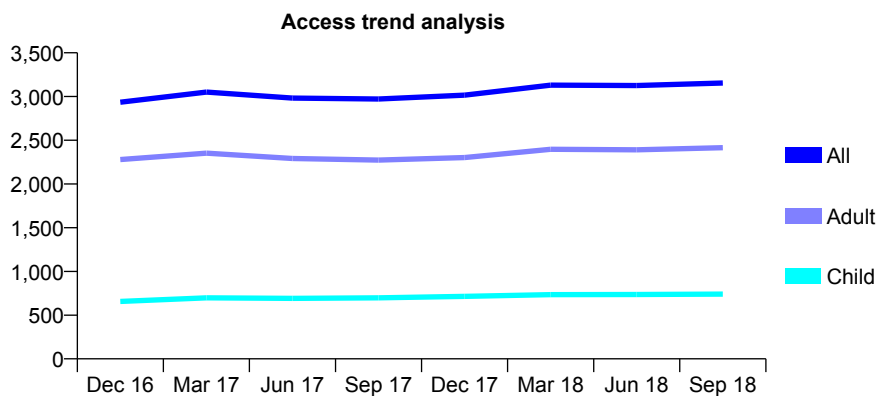
Q61 - Vital Signs At a Glance Contract Report for 929794/0001 - September 2018

Name or company name	MR NM OPARVAR
Contract type name	GDS Contract
Purpose of contract	General
Contract start date	01/04/2006
Contract end date	

18/19 Contracted general activity (UDA)	6,907
Carry forward general activity (UDA)	-109
18/19 Contracted orthodontic activity (UOA)	0
Carry forward orthodontic activity (UOA)	0
Baseline contract value	£182,743.24

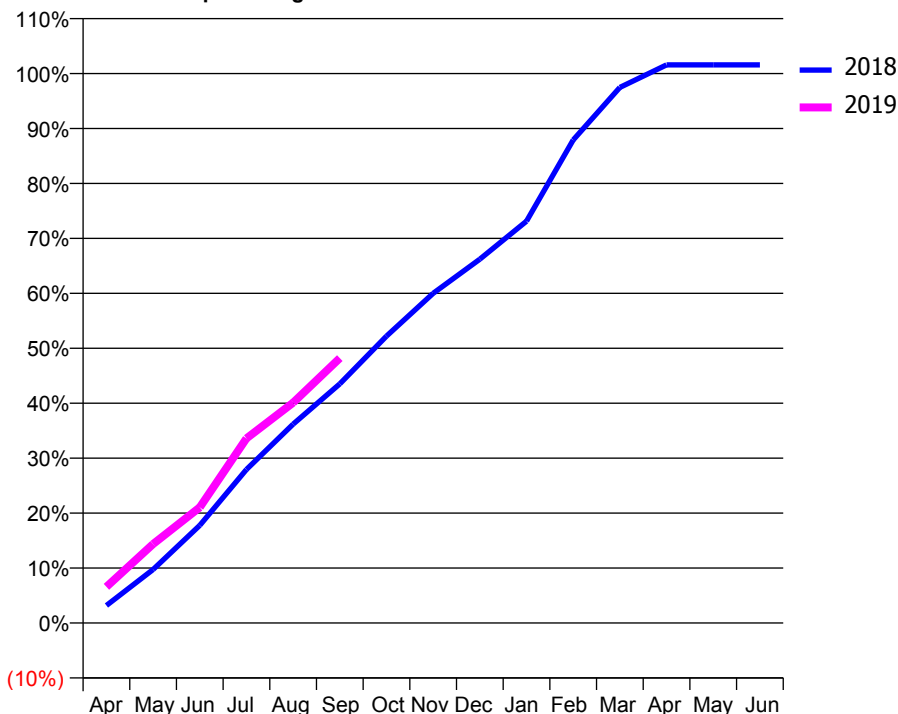
ACCESS*

Patients seen in 24 months	Total	Change since previous quarter
Quarter ending September 2017	2,971	
Quarter ending December 2017	3,016	→
Quarter ending March 2018	3,130	↑
Quarter ending June 2018	3,126	→
Quarter ending September 2018	3,155	→
Variance since September 2017	6.2%	↑



ACTIVITY

Cumulative percentage of contracted UDA delivered 2018 & 2019



Month	Adjusted Scheduled Activity (UDA)	
	2018	2019
April	220	455
May	673	993
June	1,228	1,454
July	1,930	2,321
August	2,500	2,770
September	3,006	3,330
October	3,606	
November	4,144	
December	4,573	
January	5,051	
February	6,072	
March	6,732	
April	7,016	
May	7,016	
June	7,016	

QUALITY

	Quantity	Base Number	Contract	AT	Region	England
% of FP17s for the same patient ID Re-attending within 3 months - Children	16	439	3.6%	10.5%	11.5%	11.6%
% of FP17s for the same patient ID Re-attending within 3 months - Adults	109	1,326	8.2%	15.7%	16.5%	15.5%
% of FP17s for the same patient ID Re-attending between 3 & 9 months - Children	235	439	53.5%	44.8%	48.5%	58.8%
% of FP17s for the same patient ID Re-attending between 3 & 9 months - Adults	644	1,326	48.6%	37.0%	39.1%	51.1%
% of FP17s for Band 1 Urgent Courses	109	1,659	6.6%	10.9%	10.6%	9.0%
% of FP17s Relating to Free Repair or Replacements	0	1,659	0.0%	0.5%	0.5%	0.8%
% of FP17s Relating to Continuations	5	1,659	0.3%	0.7%	0.7%	0.9%
% of Patients satisfied with the dentistry they have received	5	8	N/A	90.7%	90.5%	93.3%
% of Patients satisfied with the time they had to wait for an appointment	4	8	N/A	82.5%	85.1%	88.9%

* This is based on patients treated on this contract for their most recent course of treatment. Figures in italics indicate the base number of FP17s or Patient Questionnaire responses are less than 100. N/A is shown where the base number of responses is less than 10 during the period. % is calculated as Quantity/Base number*100

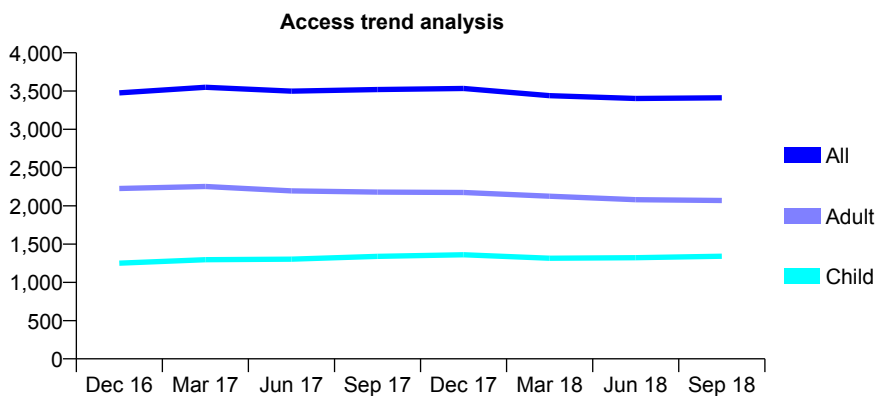
Q61 - Vital Signs At a Glance Contract Report for 932655/0001 - September 2018

Name or company name	MR M POURHASSAN GHAZIJAHANI
Contract type name	GDS Contract
Purpose of contract	General
Contract start date	01/04/2006
Contract end date	

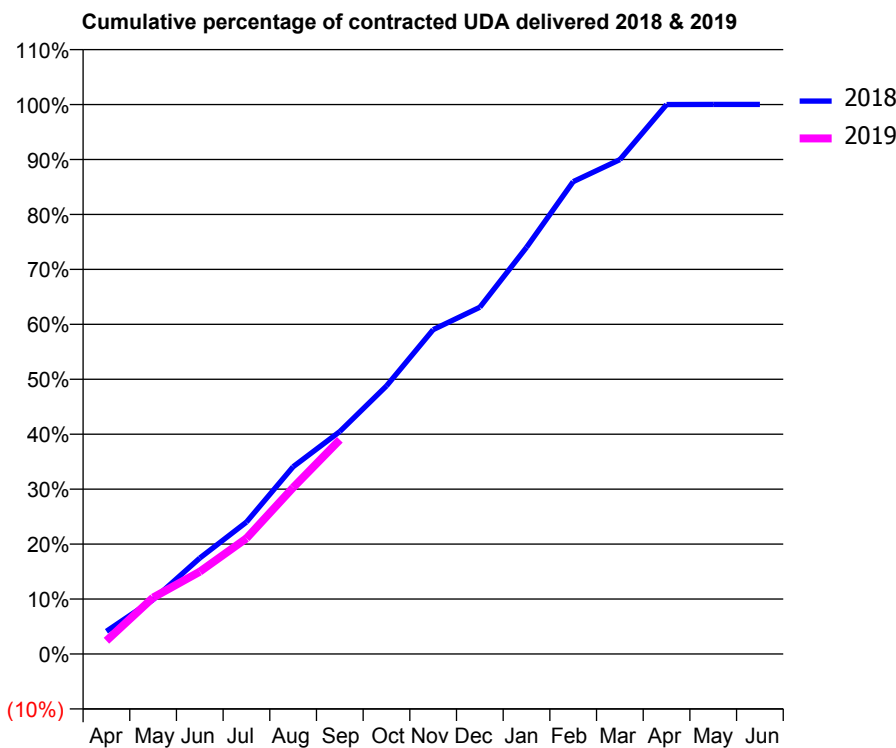
18/19 Contracted general activity (UDA)	7,776
Carry forward general activity (UDA)	-1
18/19 Contracted orthodontic activity (UOA)	0
Carry forward orthodontic activity (UOA)	0
Baseline contract value	£219,181.53

ACCESS*

Patients seen in 24 months	Total	Change since previous quarter
Quarter ending September 2017	3,519	
Quarter ending December 2017	3,534	→
Quarter ending March 2018	3,440	↓
Quarter ending June 2018	3,403	↓
Quarter ending September 2018	3,412	→
Variance since September 2017	(3.0%)	↓



ACTIVITY



Adjusted Scheduled Activity (UDA)		
Month	2018	2019
April	323	188
May	769	799
June	1,357	1,165
July	1,867	1,636
August	2,651	2,357
September	3,148	3,031
October	3,794	
November	4,590	
December	4,907	
January	5,754	
February	6,685	
March	6,995	
April	7,776	
May	7,777	
June	7,777	

QUALITY

	Quantity	Base Number	Contract	AT	Region	England
% of FP17s for the same patient ID Re-attending within 3 months - Children	34	847	4.0%	10.5%	11.5%	11.6%
% of FP17s for the same patient ID Re-attending within 3 months - Adults	80	1,054	7.6%	15.7%	16.5%	15.5%
% of FP17s for the same patient ID Re-attending between 3 & 9 months - Children	396	847	46.8%	44.8%	48.5%	58.8%
% of FP17s for the same patient ID Re-attending between 3 & 9 months - Adults	428	1,054	40.6%	37.0%	39.1%	51.1%
% of FP17s for Band 1 Urgent Courses	53	1,565	3.4%	10.9%	10.6%	9.0%
% of FP17s Relating to Free Repair or Replacements	15	1,565	1.0%	0.5%	0.5%	0.8%
% of FP17s Relating to Continuations	3	1,565	0.2%	0.7%	0.7%	0.9%
% of Patients satisfied with the dentistry they have received	3	3	N/A	90.7%	90.5%	93.3%
% of Patients satisfied with the time they had to wait for an appointment	3	3	N/A	82.5%	85.1%	88.9%

* This is based on patients treated on this contract for their most recent course of treatment. Figures in italics indicate the base number of FP17s or Patient Questionnaire responses are less than 100. N/A is shown where the base number of responses is less than 10 during the period. % is calculated as Quantity/Base number*100

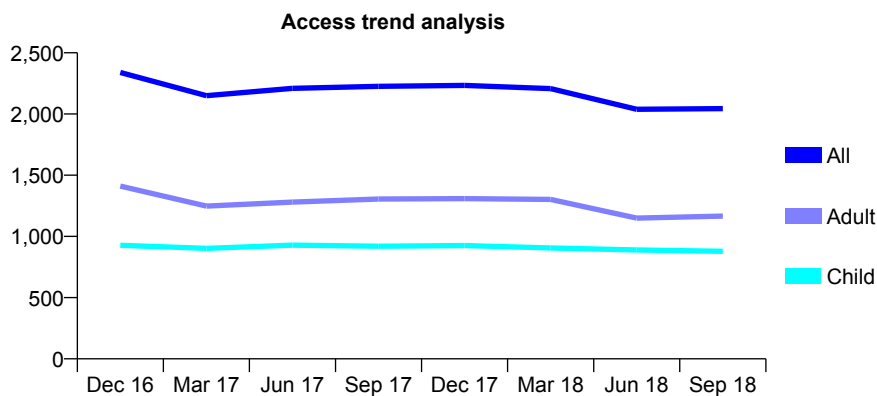
Q61 - Vital Signs At a Glance Contract Report for 932752/0002 - September 2018

Name or company name	Wood Street Dental Surgery
Contract type name	GDS Contract
Purpose of contract	General
Contract start date	01/04/2006
Contract end date	

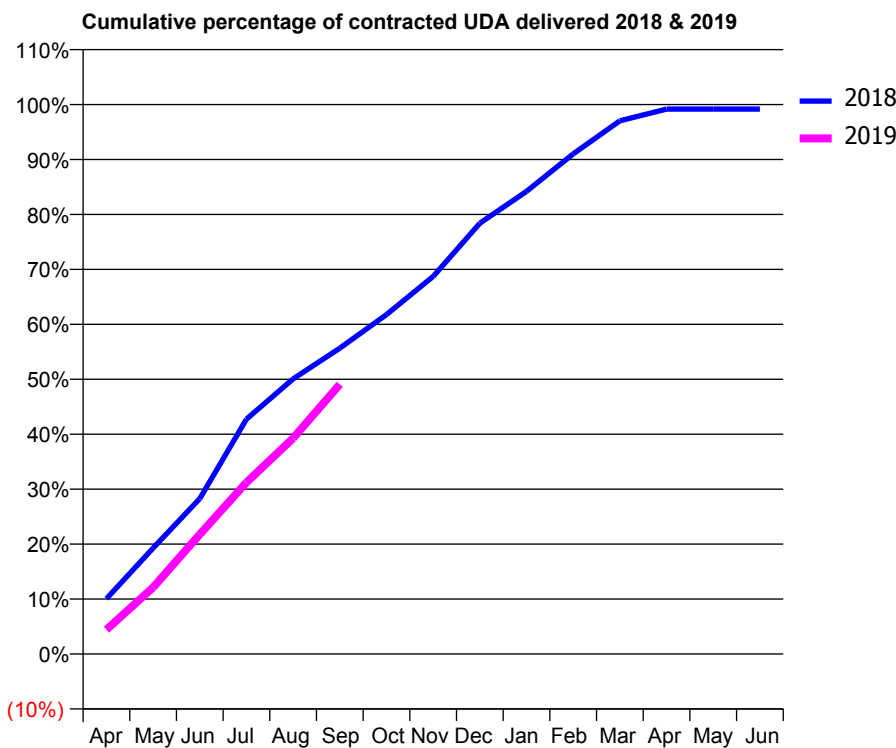
18/19 Contracted general activity (UDA)	5,651
Carry forward general activity (UDA)	47
18/19 Contracted orthodontic activity (UOA)	0
Carry forward orthodontic activity (UOA)	0
Baseline contract value	£166,268.38

ACCESS*

Patients seen in 24 months	Total	Change since previous quarter
Quarter ending September 2017	2,226	
Quarter ending December 2017	2,234	→
Quarter ending March 2018	2,208	↓
Quarter ending June 2018	2,039	↓
Quarter ending September 2018	2,044	→
Variance since September 2017	(8.2%)	↓



ACTIVITY



Month	Adjusted Scheduled Activity (UDA)	
	2018	2019
April	569	251
May	1,089	684
June	1,598	1,231
July	2,416	1,764
August	2,829	2,220
September	3,145	2,774
October	3,490	
November	3,883	
December	4,430	
January	4,757	
February	5,143	
March	5,483	
April	5,604	
May	5,604	
June	5,604	

QUALITY

	Quantity	Base Number	Contract	AT	Region	England
% of FP17s for the same patient ID Re-attending within 3 months - Children	30	558	5.4%	10.5%	11.5%	11.6%
% of FP17s for the same patient ID Re-attending within 3 months - Adults	97	670	14.5%	15.7%	16.5%	15.5%
% of FP17s for the same patient ID Re-attending between 3 & 9 months - Children	249	558	44.6%	44.8%	48.5%	58.8%
% of FP17s for the same patient ID Re-attending between 3 & 9 months - Adults	174	670	26.0%	37.0%	39.1%	51.1%
% of FP17s for Band 1 Urgent Courses	174	1,174	14.8%	10.9%	10.6%	9.0%
% of FP17s Relating to Free Repair or Replacements	0	1,174	0.0%	0.5%	0.5%	0.8%
% of FP17s Relating to Continuations	0	1,174	0.0%	0.7%	0.7%	0.9%
% of Patients satisfied with the dentistry they have received	1	1	N/A	90.7%	90.5%	93.3%
% of Patients satisfied with the time they had to wait for an appointment	1	1	N/A	82.5%	85.1%	88.9%

* This is based on patients treated on this contract for their most recent course of treatment. Figures in italics indicate the base number of FP17s or Patient Questionnaire responses are less than 100. N/A is shown where the base number of responses is less than 10 during the period. % is calculated as Quantity/Base number*100

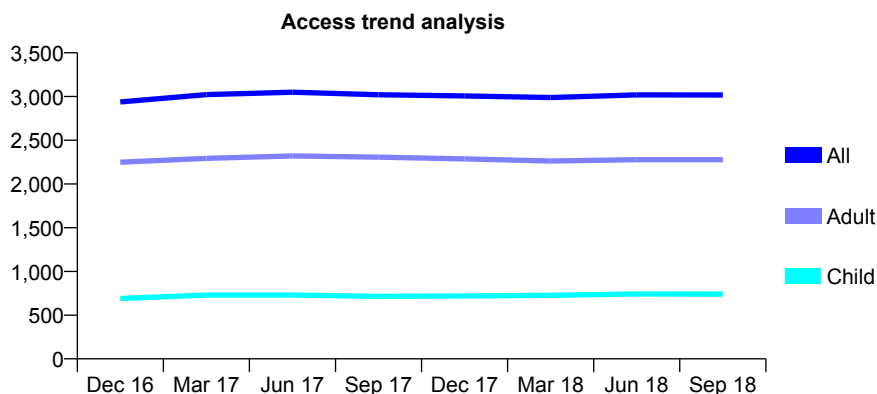
Q61 - Vital Signs At a Glance Contract Report for 932965/0001 - September 2018

Name or company name	MR A MEHRI
Contract type name	GDS Contract
Purpose of contract	General
Contract start date	01/04/2006
Contract end date	

18/19 Contracted general activity (UDA)	11,839
Carry forward general activity (UDA)	0
18/19 Contracted orthodontic activity (UOA)	0
Carry forward orthodontic activity (UOA)	0
Baseline contract value	£399,114.64

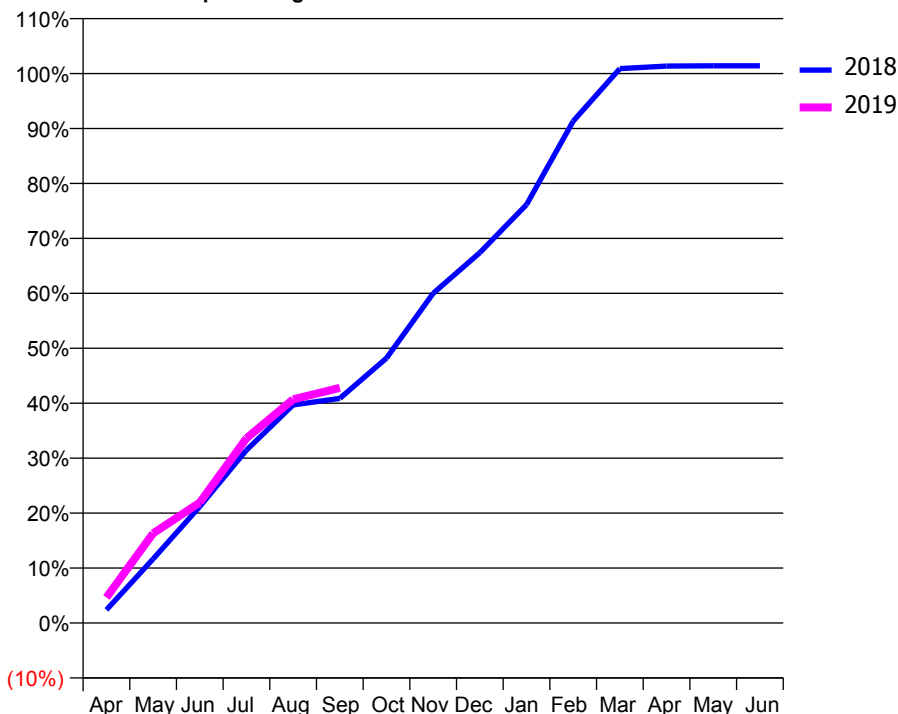
ACCESS*

Patients seen in 24 months	Total	Change since previous quarter
Quarter ending September 2017	3,021	
Quarter ending December 2017	3,006	→
Quarter ending March 2018	2,989	→
Quarter ending June 2018	3,019	→
Quarter ending September 2018	3,018	→
Variance since September 2017	(0.1%)	→



ACTIVITY

Cumulative percentage of contracted UDA delivered 2018 & 2019



Month	Adjusted Scheduled Activity (UDA)	
	2018	2019
April	282	551
May	1,382	1,932
June	2,509	2,595
July	3,724	3,981
August	4,699	4,821
September	4,840	5,065
October	5,706	
November	7,105	
December	7,979	
January	9,015	
February	10,812	
March	11,945	
April	11,999	
May	12,005	
June	12,005	

QUALITY

	Quantity	Base Number	Contract	AT	Region	England
% of FP17s for the same patient ID Re-attending within 3 months - Children	15	305	4.9%	10.5%	11.5%	11.6%
% of FP17s for the same patient ID Re-attending within 3 months - Adults	100	917	10.9%	15.7%	16.5%	15.5%
% of FP17s for the same patient ID Re-attending between 3 & 9 months - Children	92	305	30.2%	44.8%	48.5%	58.8%
% of FP17s for the same patient ID Re-attending between 3 & 9 months - Adults	294	917	32.1%	37.0%	39.1%	51.1%
% of FP17s for Band 1 Urgent Courses	104	1,197	8.7%	10.9%	10.6%	9.0%
% of FP17s Relating to Free Repair or Replacements	0	1,197	0.0%	0.5%	0.5%	0.8%
% of FP17s Relating to Continuations	3	1,197	0.3%	0.7%	0.7%	0.9%
% of Patients satisfied with the dentistry they have received	1	1	N/A	90.7%	90.5%	93.3%
% of Patients satisfied with the time they had to wait for an appointment	1	1	N/A	82.5%	85.1%	88.9%

* This is based on patients treated on this contract for their most recent course of treatment. Figures in italics indicate the base number of FP17s or Patient Questionnaire responses are less than 100. N/A is shown where the base number of responses is less than 10 during the period. % is calculated as Quantity/Base number*100

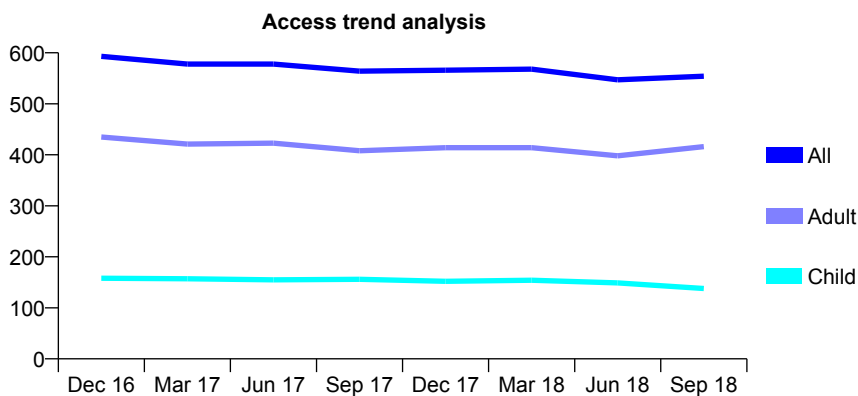
Q61 - Vital Signs At a Glance Contract Report for 932965/0002 - September 2018

Name or company name	MR A MEHRI
Contract type name	GDS Contract
Purpose of contract	General
Contract start date	01/04/2006
Contract end date	

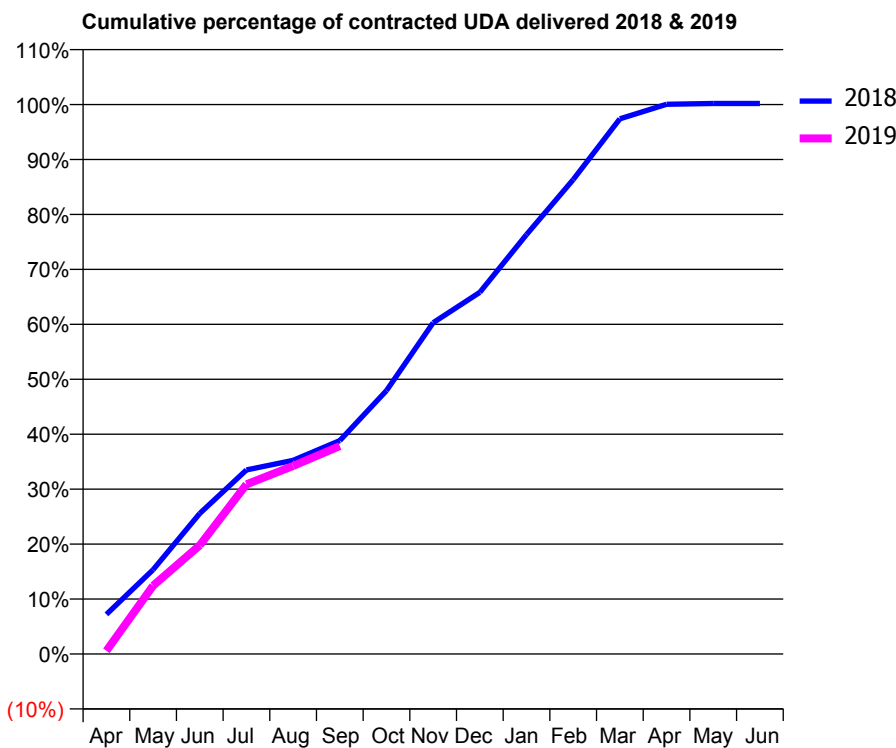
18/19 Contracted general activity (UDA)	2,866
Carry forward general activity (UDA)	-5
18/19 Contracted orthodontic activity (UOA)	0
Carry forward orthodontic activity (UOA)	0
Baseline contract value	£91,963.55

ACCESS*

Patients seen in 24 months	Total	Change since previous quarter
Quarter ending September 2017	564	
Quarter ending December 2017	566	→
Quarter ending March 2018	568	→
Quarter ending June 2018	547	↓
Quarter ending September 2018	554	→
Variance since September 2017	(1.8%)	↓



ACTIVITY



Month	Adjusted Scheduled Activity (UDA)	
	2018	2019
April	207	17
May	440	357
June	733	567
July	960	885
August	1,010	981
September	1,113	1,085
October	1,374	
November	1,728	
December	1,886	
January	2,188	
February	2,474	
March	2,791	
April	2,867	
May	2,871	
June	2,871	

QUALITY

	Quantity	Base Number	Contract	AT	Region	England
% of FP17s for the same patient ID Re-attending within 3 months - Children	0	43	0.0%	10.5%	11.5%	11.6%
% of FP17s for the same patient ID Re-attending within 3 months - Adults	22	184	12.0%	15.7%	16.5%	15.5%
% of FP17s for the same patient ID Re-attending between 3 & 9 months - Children	16	43	37.2%	44.8%	48.5%	58.8%
% of FP17s for the same patient ID Re-attending between 3 & 9 months - Adults	59	184	32.1%	37.0%	39.1%	51.1%
% of FP17s for Band 1 Urgent Courses	19	209	9.1%	10.9%	10.6%	9.0%
% of FP17s Relating to Free Repair or Replacements	0	209	0.0%	0.5%	0.5%	0.8%
% of FP17s Relating to Continuations	0	209	0.0%	0.7%	0.7%	0.9%
% of Patients satisfied with the dentistry they have received	0	0	N/A	90.7%	90.5%	93.3%
% of Patients satisfied with the time they had to wait for an appointment	0	0	N/A	82.5%	85.1%	88.9%

* This is based on patients treated on this contract for their most recent course of treatment. Figures in italics indicate the base number of FP17s or Patient Questionnaire responses are less than 100. N/A is shown where the base number of responses is less than 10 during the period. % is calculated as Quantity/Base number*100

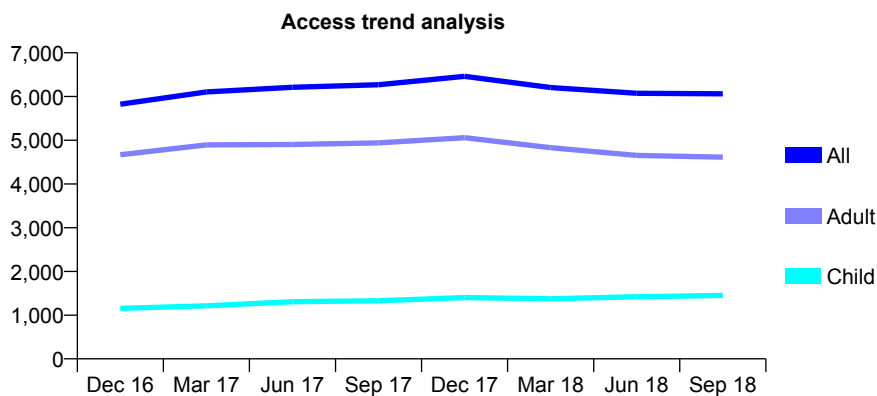
Q61 - Vital Signs At a Glance Contract Report for 934828/0001 - September 2018

Name or company name	MR L MASHENSKY
Contract type name	GDS Contract
Purpose of contract	General
Contract start date	01/04/2006
Contract end date	

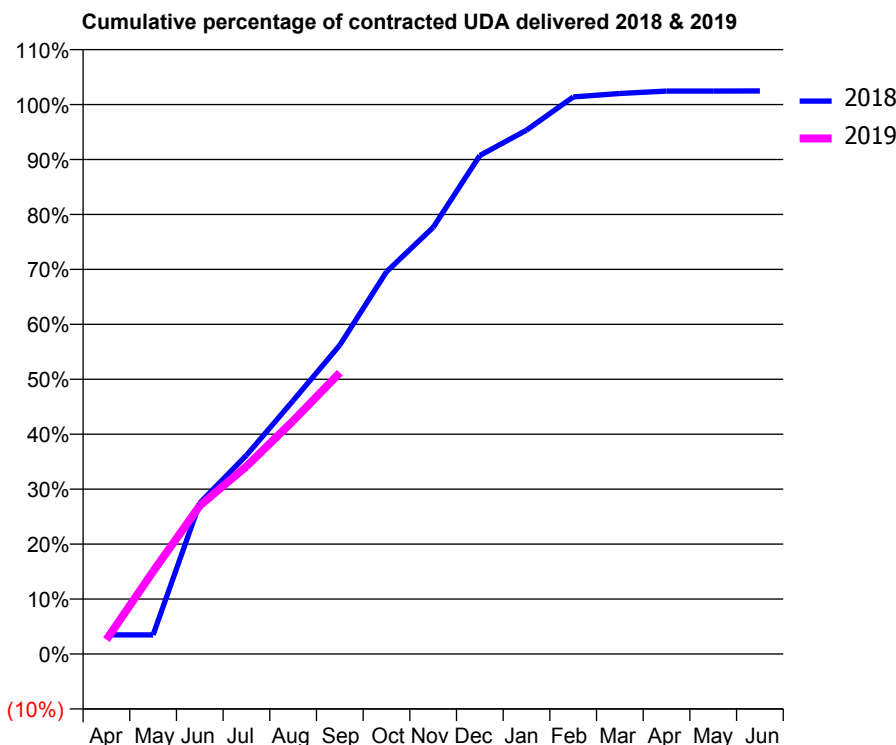
18/19 Contracted general activity (UDA)	10,473
Carry forward general activity (UDA)	-209
18/19 Contracted orthodontic activity (UOA)	0
Carry forward orthodontic activity (UOA)	0
Baseline contract value	£384,623.15

ACCESS*

Patients seen in 24 months	Total	Change since previous quarter
Quarter ending September 2017	6,269	
Quarter ending December 2017	6,462	↑
Quarter ending March 2018	6,204	↓
Quarter ending June 2018	6,073	↓
Quarter ending September 2018	6,063	→
Variance since September 2017	(3.3%)	↓



ACTIVITY



Month	Adjusted Scheduled Activity (UDA)	
	2018	2019
April	365	273
May	365	1,574
June	2,878	2,828
July	3,788	3,577
August	4,830	4,443
September	5,886	5,360
October	7,286	
November	8,131	
December	9,500	
January	9,984	
February	10,616	
March	10,683	
April	10,730	
May	10,730	
June	10,731	

QUALITY

	Quantity	Base Number	Contract	AT	Region	England
% of FP17s for the same patient ID Re-attending within 3 months - Children	16	666	2.4%	10.5%	11.5%	11.6%
% of FP17s for the same patient ID Re-attending within 3 months - Adults	61	1,616	3.8%	15.7%	16.5%	15.5%
% of FP17s for the same patient ID Re-attending between 3 & 9 months - Children	113	666	17.0%	44.8%	48.5%	58.8%
% of FP17s for the same patient ID Re-attending between 3 & 9 months - Adults	221	1,616	13.7%	37.0%	39.1%	51.1%
% of FP17s for Band 1 Urgent Courses	61	2,248	2.7%	10.9%	10.6%	9.0%
% of FP17s Relating to Free Repair or Replacements	0	2,248	0.0%	0.5%	0.5%	0.8%
% of FP17s Relating to Continuations	5	2,248	0.2%	0.7%	0.7%	0.9%
% of Patients satisfied with the dentistry they have received	1	1	N/A	90.7%	90.5%	93.3%
% of Patients satisfied with the time they had to wait for an appointment	1	1	N/A	82.5%	85.1%	88.9%

* This is based on patients treated on this contract for their most recent course of treatment. Figures in italics indicate the base number of FP17s or Patient Questionnaire responses are less than 100. N/A is shown where the base number of responses is less than 10 during the period. % is calculated as Quantity/Base number*100

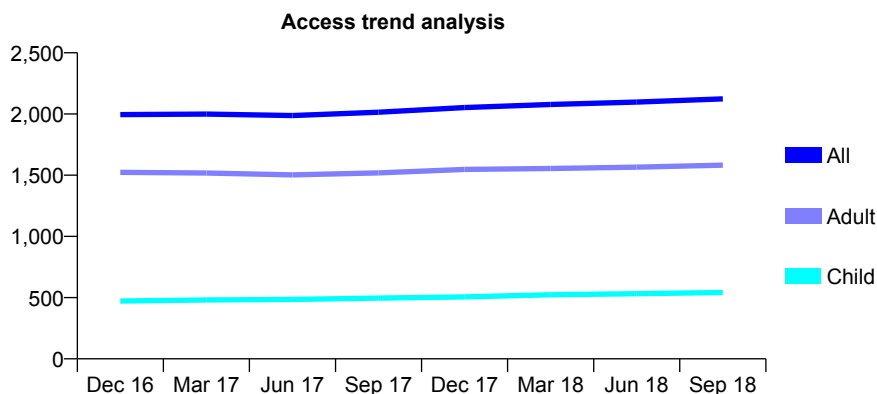
Q61 - Vital Signs At a Glance Contract Report for 935670/0001 - September 2018

Name or company name	MR PK OCANSEY
Contract type name	GDS Contract
Purpose of contract	General
Contract start date	01/04/2006
Contract end date	

18/19 Contracted general activity (UDA)	7,145
Carry forward general activity (UDA)	233
18/19 Contracted orthodontic activity (UOA)	0
Carry forward orthodontic activity (UOA)	0
Baseline contract value	£204,186.58

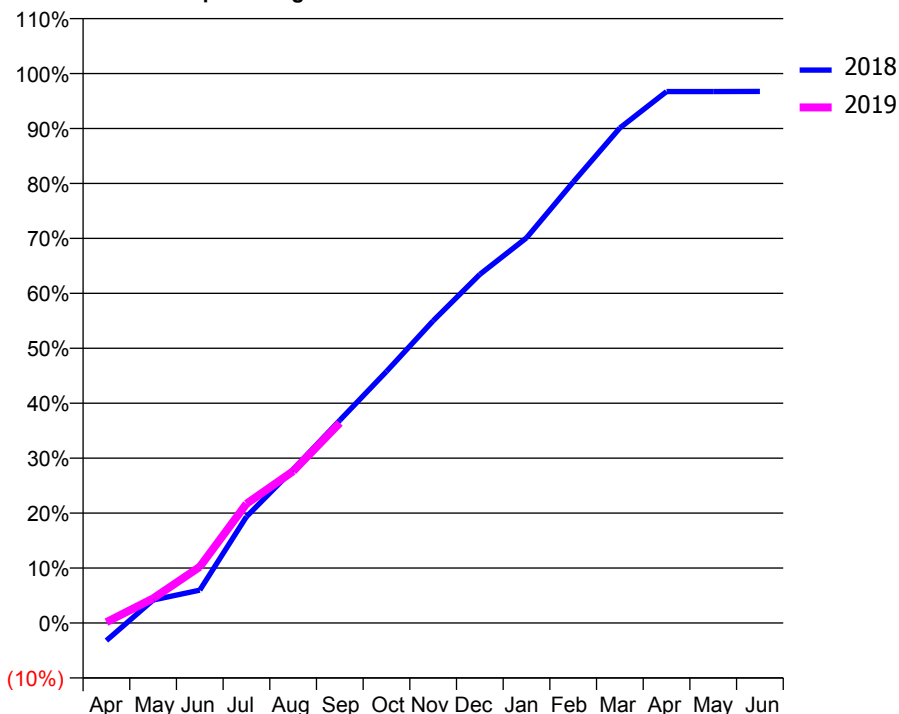
ACCESS*

Patients seen in 24 months	Total	Change since previous quarter
Quarter ending September 2017	2,015	
Quarter ending December 2017	2,053	→
Quarter ending March 2018	2,078	→
Quarter ending June 2018	2,098	→
Quarter ending September 2018	2,124	→
Variance since September 2017	5.4%	↑



ACTIVITY

Cumulative percentage of contracted UDA delivered 2018 & 2019



Month	Adjusted Scheduled Activity (UDA)	
	2018	2019
April	-230	12
May	300	320
June	428	730
July	1,382	1,552
August	1,996	1,974
September	2,636	2,601
October	3,270	
November	3,930	
December	4,533	
January	5,008	
February	5,733	
March	6,437	
April	6,911	
May	6,911	
June	6,912	

QUALITY

	Quantity	Base Number	Contract	AT	Region	England
% of FP17s for the same patient ID Re-attending within 3 months - Children	22	287	7.7%	10.5%	11.5%	11.6%
% of FP17s for the same patient ID Re-attending within 3 months - Adults	91	768	11.8%	15.7%	16.5%	15.5%
% of FP17s for the same patient ID Re-attending between 3 & 9 months - Children	110	287	38.3%	44.8%	48.5%	58.8%
% of FP17s for the same patient ID Re-attending between 3 & 9 months - Adults	238	768	31.0%	37.0%	39.1%	51.1%
% of FP17s for Band 1 Urgent Courses	57	948	6.0%	10.9%	10.6%	9.0%
% of FP17s Relating to Free Repair or Replacements	10	948	1.1%	0.5%	0.5%	0.8%
% of FP17s Relating to Continuations	11	948	1.2%	0.7%	0.7%	0.9%
% of Patients satisfied with the dentistry they have received	0	0	N/A	90.7%	90.5%	93.3%
% of Patients satisfied with the time they had to wait for an appointment	0	0	N/A	82.5%	85.1%	88.9%

* This is based on patients treated on this contract for their most recent course of treatment. Figures in italics indicate the base number of FP17s or Patient Questionnaire responses are less than 100. N/A is shown where the base number of responses is less than 10 during the period. % is calculated as Quantity/Base number*100

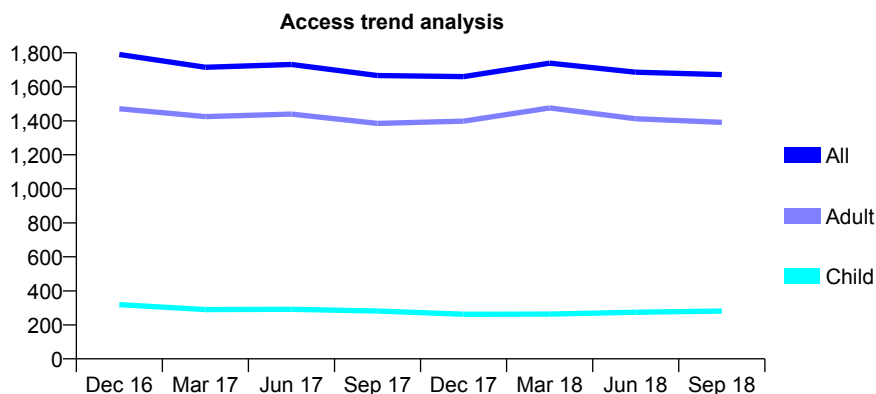
Q61 - Vital Signs At a Glance Contract Report for 935964/0001 - September 2018

Name or company name	MS KN RAO
Contract type name	GDS Contract
Purpose of contract	General
Contract start date	01/04/2006
Contract end date	

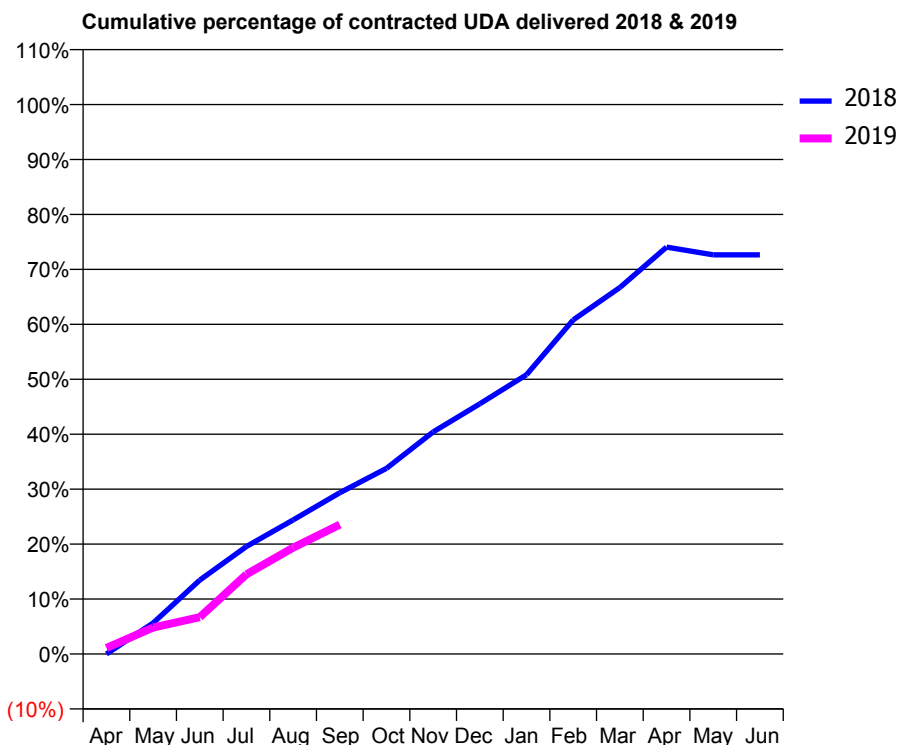
18/19 Contracted general activity (UDA)	7,018
Carry forward general activity (UDA)	0
18/19 Contracted orthodontic activity (UOA)	0
Carry forward orthodontic activity (UOA)	0
Baseline contract value	£209,054.95

ACCESS*

Patients seen in 24 months	Total	Change since previous quarter
Quarter ending September 2017	1,666	
Quarter ending December 2017	1,660	→
Quarter ending March 2018	1,739	↑
Quarter ending June 2018	1,686	↓
Quarter ending September 2018	1,672	→
Variance since September 2017	0.4%	→



ACTIVITY



Month	Adjusted Scheduled Activity (UDA)	
	2018	2019
April	0	77
May	396	337
June	945	471
July	1,374	1,017
August	1,712	1,358
September	2,060	1,653
October	2,372	
November	2,836	
December	3,196	
January	3,566	
February	4,268	
March	4,680	
April	5,197	
May	5,098	
June	5,098	

QUALITY

	Quantity	Base Number	Contract	AT	Region	England
% of FP17s for the same patient ID Re-attending within 3 months - Children	4	134	3.0%	10.5%	11.5%	11.6%
% of FP17s for the same patient ID Re-attending within 3 months - Adults	17	507	3.4%	15.7%	16.5%	15.5%
% of FP17s for the same patient ID Re-attending between 3 & 9 months - Children	37	134	27.6%	44.8%	48.5%	58.8%
% of FP17s for the same patient ID Re-attending between 3 & 9 months - Adults	151	507	29.8%	37.0%	39.1%	51.1%
% of FP17s for Band 1 Urgent Courses	33	537	6.1%	10.9%	10.6%	9.0%
% of FP17s Relating to Free Repair or Replacements	0	537	0.0%	0.5%	0.5%	0.8%
% of FP17s Relating to Continuations	0	537	0.0%	0.7%	0.7%	0.9%
% of Patients satisfied with the dentistry they have received	1	1	N/A	90.7%	90.5%	93.3%
% of Patients satisfied with the time they had to wait for an appointment	1	1	N/A	82.5%	85.1%	88.9%

* This is based on patients treated on this contract for their most recent course of treatment. Figures in italics indicate the base number of FP17s or Patient Questionnaire responses are less than 100. N/A is shown where the base number of responses is less than 10 during the period. % is calculated as Quantity/Base number*100

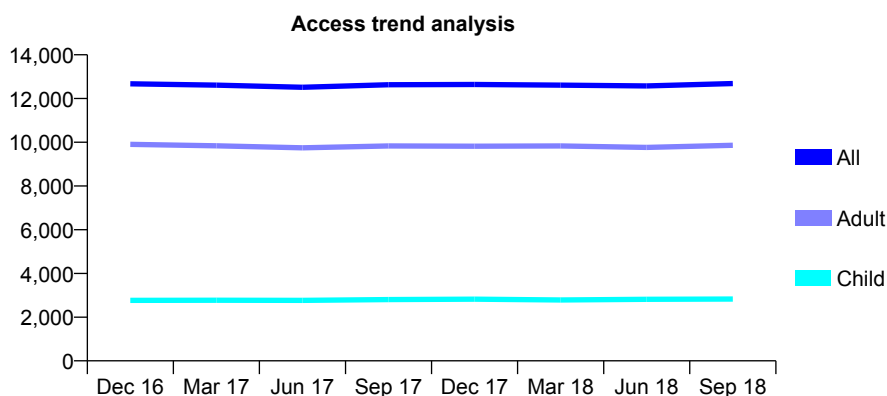
Q61 - Vital Signs At a Glance Contract Report for 936685/0001 - September 2018

Name or company name	MR K MADJIDZADEH AVAL
Contract type name	GDS Contract
Purpose of contract	General
Contract start date	01/04/2006
Contract end date	

18/19 Contracted general activity (UDA)	33,835
Carry forward general activity (UDA)	0
18/19 Contracted orthodontic activity (UOA)	0
Carry forward orthodontic activity (UOA)	0
Baseline contract value	£961,407.80

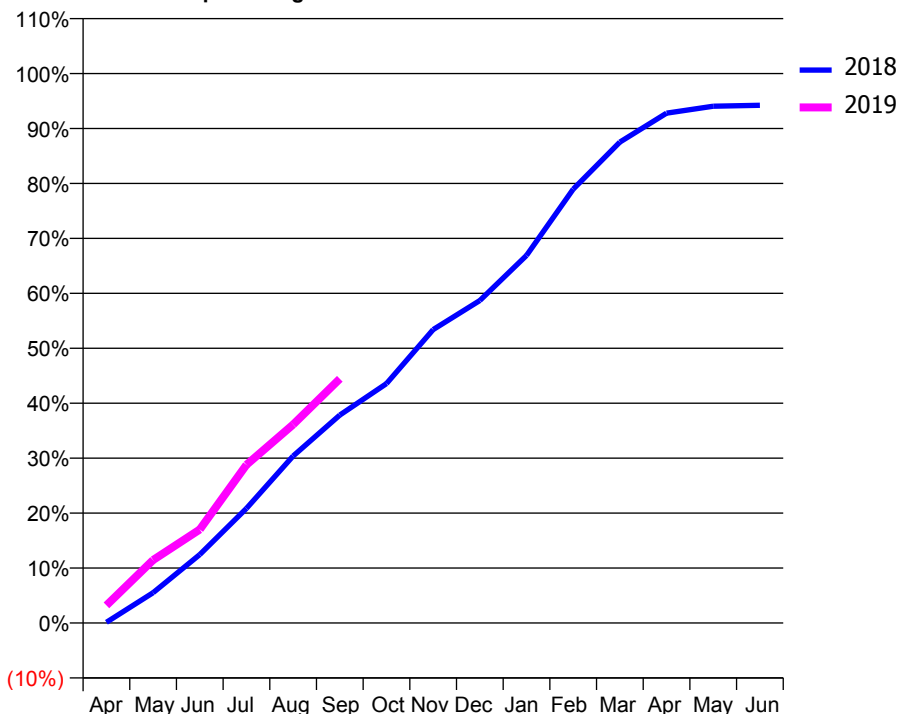
ACCESS*

Patients seen in 24 months	Total	Change since previous quarter
Quarter ending September 2017	12,629	
Quarter ending December 2017	12,645	→
Quarter ending March 2018	12,611	→
Quarter ending June 2018	12,575	→
Quarter ending September 2018	12,687	→
Variance since September 2017	0.5%	→



ACTIVITY

Cumulative percentage of contracted UDA delivered 2018 & 2019



Month	Adjusted Scheduled Activity (UDA)	
	2018	2019
April	49	1,087
May	1,869	3,881
June	4,218	5,762
July	7,058	9,742
August	10,284	12,224
September	12,803	15,036
October	14,746	
November	18,068	
December	19,859	
January	22,635	
February	26,714	
March	29,610	
April	31,397	
May	31,824	
June	31,875	

QUALITY

	Quantity	Base Number	Contract	AT	Region	England
% of FP17s for the same patient ID Re-attending within 3 months - Children	106	1,749	6.1%	10.5%	11.5%	11.6%
% of FP17s for the same patient ID Re-attending within 3 months - Adults	674	5,595	12.0%	15.7%	16.5%	15.5%
% of FP17s for the same patient ID Re-attending between 3 & 9 months - Children	687	1,749	39.3%	44.8%	48.5%	58.8%
% of FP17s for the same patient ID Re-attending between 3 & 9 months - Adults	2,306	5,595	41.2%	37.0%	39.1%	51.1%
% of FP17s for Band 1 Urgent Courses	569	6,484	8.8%	10.9%	10.6%	9.0%
% of FP17s Relating to Free Repair or Replacements	15	6,484	0.2%	0.5%	0.5%	0.8%
% of FP17s Relating to Continuations	45	6,484	0.7%	0.7%	0.7%	0.9%
% of Patients satisfied with the dentistry they have received	10	10	100.0%	90.7%	90.5%	93.3%
% of Patients satisfied with the time they had to wait for an appointment	10	10	100.0%	82.5%	85.1%	88.9%

* This is based on patients treated on this contract for their most recent course of treatment. Figures in italics indicate the base number of FP17s or Patient Questionnaire responses are less than 100. N/A is shown where the base number of responses is less than 10 during the period. % is calculated as Quantity/Base number*100

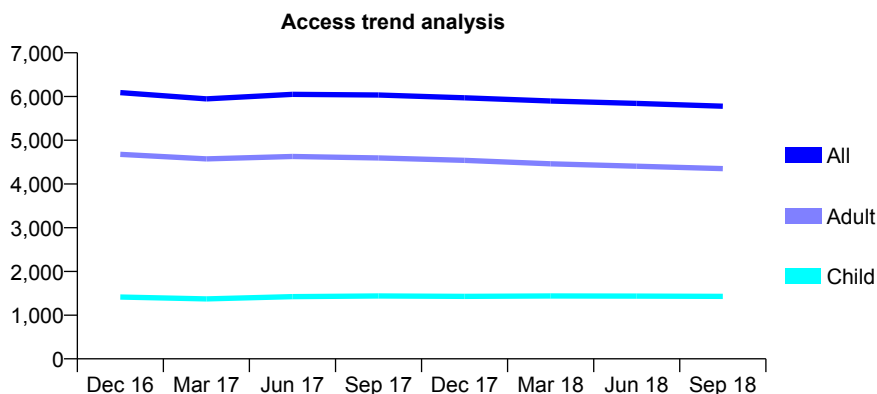
Q61 - Vital Signs At a Glance Contract Report for 937436/0006 - September 2018

Name or company name	MR DJ SACKWILD
Contract type name	GDS Contract
Purpose of contract	General
Contract start date	01/11/2013
Contract end date	

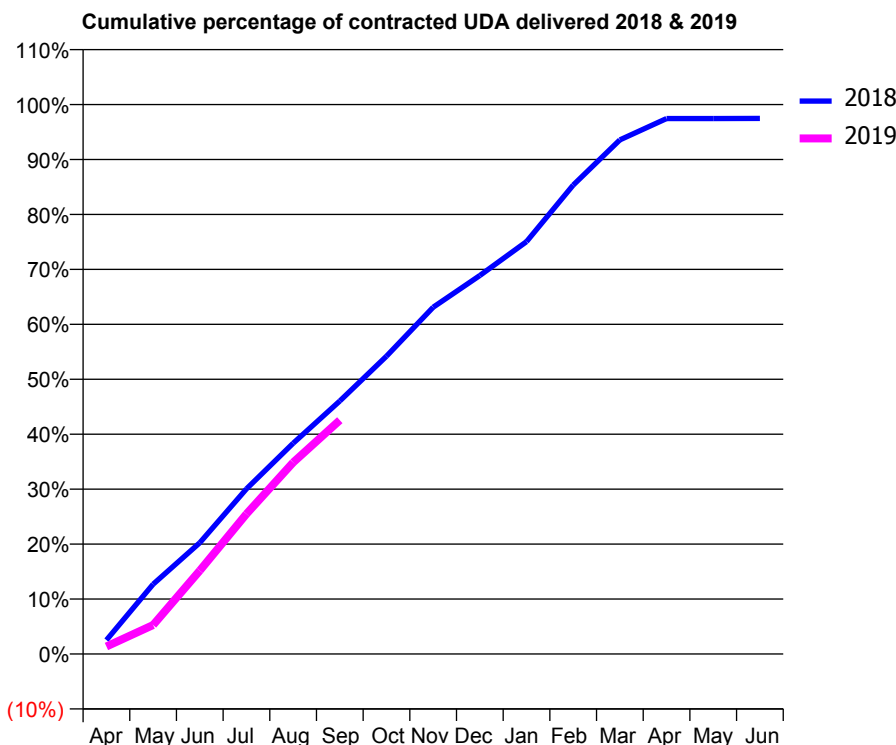
18/19 Contracted general activity (UDA)	17,260
Carry forward general activity (UDA)	439
18/19 Contracted orthodontic activity (UOA)	0
Carry forward orthodontic activity (UOA)	0
Baseline contract value	£437,306.85

ACCESS*

Patients seen in 24 months	Total	Change since previous quarter
Quarter ending September 2017	6,034	
Quarter ending December 2017	5,970	↓
Quarter ending March 2018	5,898	↓
Quarter ending June 2018	5,841	→
Quarter ending September 2018	5,779	↓
Variance since September 2017	(4.2%)	↓



ACTIVITY



Adjusted Scheduled Activity (UDA)		
Month	2018	2019
April	439	239
May	2,192	912
June	3,494	2,621
July	5,187	4,401
August	6,620	6,017
September	7,949	7,344
October	9,353	
November	10,890	
December	11,889	
January	12,953	
February	14,729	
March	16,147	
April	16,818	
May	16,818	
June	16,821	

QUALITY

	Quantity	Base Number	Contract	AT	Region	England
% of FP17s for the same patient ID Re-attending within 3 months - Children	55	756	7.3%	10.5%	11.5%	11.6%
% of FP17s for the same patient ID Re-attending within 3 months - Adults	228	2,120	10.8%	15.7%	16.5%	15.5%
% of FP17s for the same patient ID Re-attending between 3 & 9 months - Children	293	756	38.8%	44.8%	48.5%	58.8%
% of FP17s for the same patient ID Re-attending between 3 & 9 months - Adults	510	2,120	24.1%	37.0%	39.1%	51.1%
% of FP17s for Band 1 Urgent Courses	567	2,665	21.3%	10.9%	10.6%	9.0%
% of FP17s Relating to Free Repair or Replacements	0	2,665	0.0%	0.5%	0.5%	0.8%
% of FP17s Relating to Continuations	17	2,665	0.6%	0.7%	0.7%	0.9%
% of Patients satisfied with the dentistry they have received	0	1	N/A	90.7%	90.5%	93.3%
% of Patients satisfied with the time they had to wait for an appointment	0	1	N/A	82.5%	85.1%	88.9%

* This is based on patients treated on this contract for their most recent course of treatment. Figures in italics indicate the base number of FP17s or Patient Questionnaire responses are less than 100. N/A is shown where the base number of responses is less than 10 during the period. % is calculated as Quantity/Base number*100

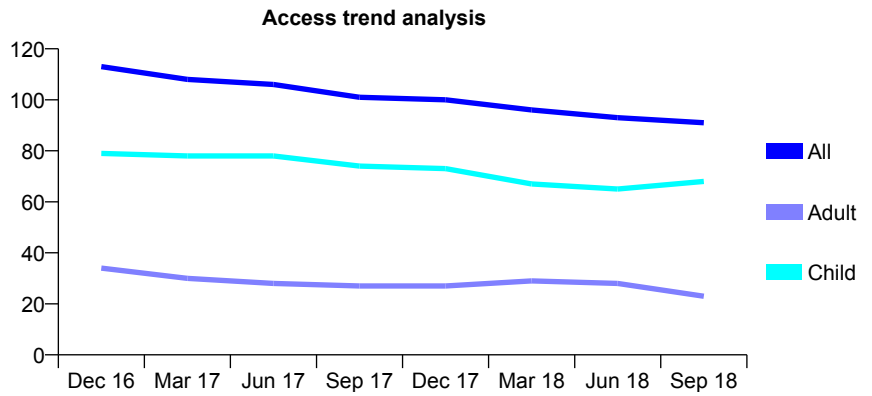
Q61 - Vital Signs At a Glance Contract Report for 941999/0001 - September 2018

Name or company name	MRS S DASWANI
Contract type name	GDS Contract
Purpose of contract	General
Contract start date	01/04/2006
Contract end date	

18/19 Contracted general activity (UDA)	208
Carry forward general activity (UDA)	2
18/19 Contracted orthodontic activity (UOA)	0
Carry forward orthodontic activity (UOA)	0
Baseline contract value	£4,927.29

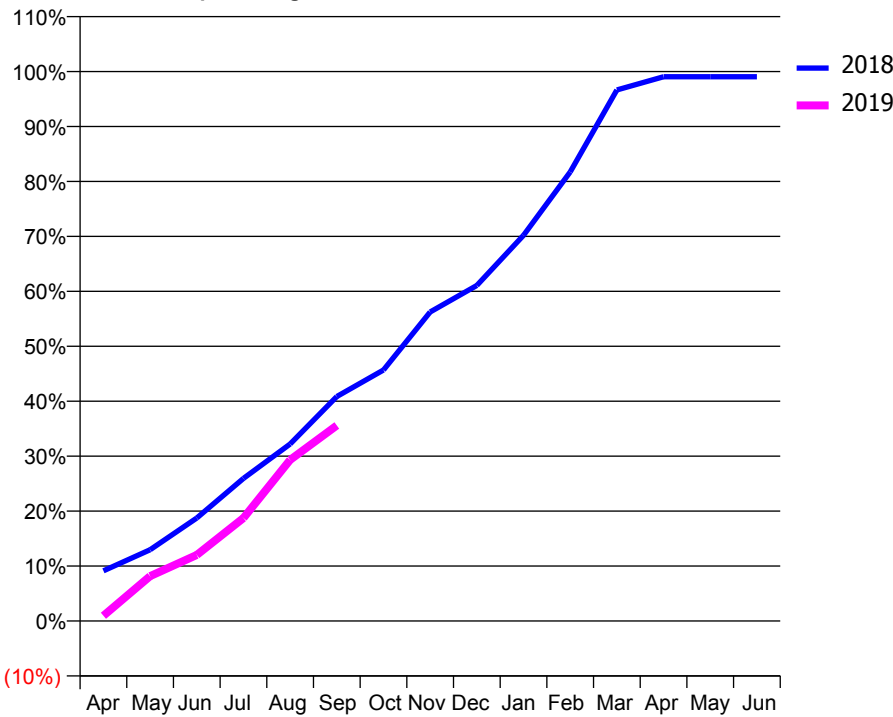
ACCESS*

Patients seen in 24 months	Total	Change since previous quarter
Quarter ending September 2017	101	
Quarter ending December 2017	100	→
Quarter ending March 2018	96	↓
Quarter ending June 2018	93	↓
Quarter ending September 2018	91	↓
Variance since September 2017	(9.9%)	↓



ACTIVITY

Cumulative percentage of contracted UDA delivered 2018 & 2019



Month	Adjusted Scheduled Activity (UDA)	
	2018	2019
April	19	2
May	27	17
June	39	25
July	54	39
August	67	61
September	85	74
October	95	
November	117	
December	127	
January	146	
February	170	
March	201	
April	206	
May	206	
June	206	

QUALITY

	Quantity	Base Number	Contract	AT	Region	England
% of FP17s for the same patient ID Re-attending within 3 months - Children	1	52	1.9%	10.5%	11.5%	11.6%
% of FP17s for the same patient ID Re-attending within 3 months - Adults	1	11	9.1%	15.7%	16.5%	15.5%
% of FP17s for the same patient ID Re-attending between 3 & 9 months - Children	23	52	44.2%	44.8%	48.5%	58.8%
% of FP17s for the same patient ID Re-attending between 3 & 9 months - Adults	4	11	36.4%	37.0%	39.1%	51.1%
% of FP17s for Band 1 Urgent Courses	0	58	0.0%	10.9%	10.6%	9.0%
% of FP17s Relating to Free Repair or Replacements	0	58	0.0%	0.5%	0.5%	0.8%
% of FP17s Relating to Continuations	0	58	0.0%	0.7%	0.7%	0.9%
% of Patients satisfied with the dentistry they have received	0	0	N/A	90.7%	90.5%	93.3%
% of Patients satisfied with the time they had to wait for an appointment	0	0	N/A	82.5%	85.1%	88.9%

* This is based on patients treated on this contract for their most recent course of treatment. Figures in italics indicate the base number of FP17s or Patient Questionnaire responses are less than 100. N/A is shown where the base number of responses is less than 10 during the period. % is calculated as Quantity/Base number*100

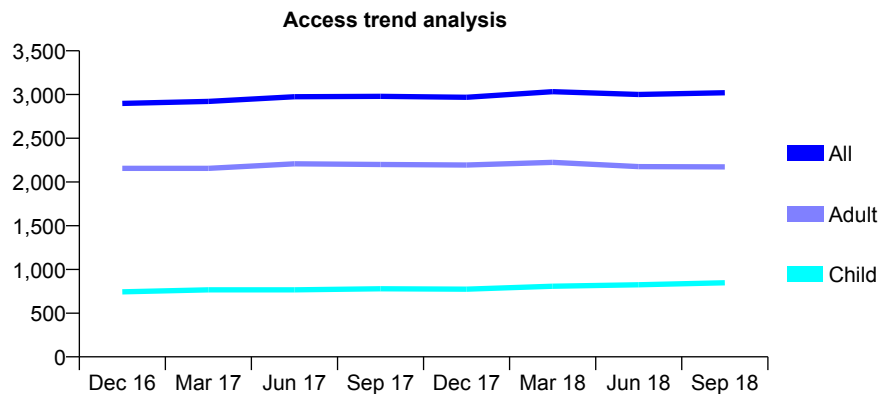
Q61 - Vital Signs At a Glance Contract Report for 944394/0001 - September 2018

Name or company name	MR R PAUL
Contract type name	GDS Contract
Purpose of contract	General
Contract start date	01/04/2006
Contract end date	

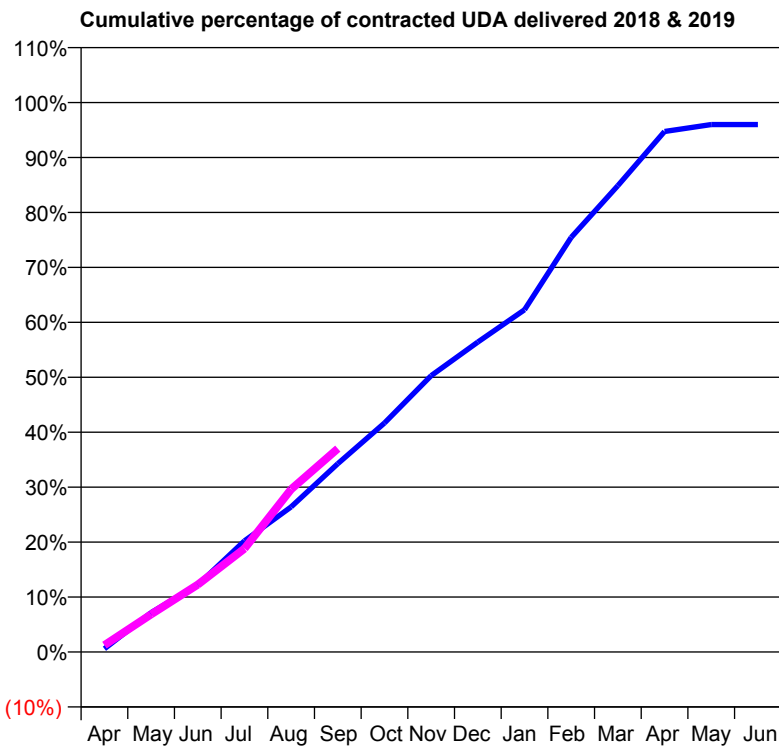
18/19 Contracted general activity (UDA)	9,412
Carry forward general activity (UDA)	0
18/19 Contracted orthodontic activity (UOA)	0
Carry forward orthodontic activity (UOA)	0
Baseline contract value	£243,108.90

ACCESS*

Patients seen in 24 months	Total	Change since previous quarter
Quarter ending September 2017	2,979	
Quarter ending December 2017	2,968	→
Quarter ending March 2018	3,032	↑
Quarter ending June 2018	3,000	↓
Quarter ending September 2018	3,020	→
Variance since September 2017	1.4%	→



ACTIVITY



Adjusted Scheduled Activity (UDA)		
Month	2018	2019
April	56	118
May	675	646
June	1,149	1,155
July	1,903	1,772
August	2,486	2,789
September	3,227	3,483
October	3,923	
November	4,734	
December	5,308	
January	5,862	
February	7,101	
March	7,988	
April	8,915	
May	9,034	
June	9,035	

QUALITY

	Quantity	Base Number	Contract	AT	Region	England
% of FP17s for the same patient ID Re-attending within 3 months - Children	62	589	10.5%	10.5%	11.5%	11.6%
% of FP17s for the same patient ID Re-attending within 3 months - Adults	173	1,207	14.3%	15.7%	16.5%	15.5%
% of FP17s for the same patient ID Re-attending between 3 & 9 months - Children	285	589	48.4%	44.8%	48.5%	58.8%
% of FP17s for the same patient ID Re-attending between 3 & 9 months - Adults	455	1,207	37.7%	37.0%	39.1%	51.1%
% of FP17s for Band 1 Urgent Courses	121	1,573	7.7%	10.9%	10.6%	9.0%
% of FP17s Relating to Free Repair or Replacements	36	1,573	2.3%	0.5%	0.5%	0.8%
% of FP17s Relating to Continuations	13	1,573	0.8%	0.7%	0.7%	0.9%
% of Patients satisfied with the dentistry they have received	1	1	N/A	90.7%	90.5%	93.3%
% of Patients satisfied with the time they had to wait for an appointment	1	1	N/A	82.5%	85.1%	88.9%

* This is based on patients treated on this contract for their most recent course of treatment. Figures in italics indicate the base number of FP17s or Patient Questionnaire responses are less than 100. N/A is shown where the base number of responses is less than 10 during the period. % is calculated as Quantity/Base number*100

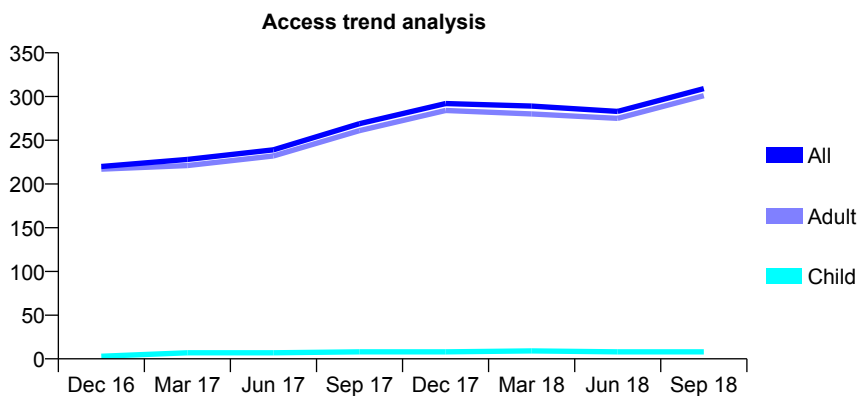
Q61 - Vital Signs At a Glance Contract Report for 947806/0002 - September 2018

Name or company name	MR PA SHAH
Contract type name	PDS Contract
Purpose of contract	General
Contract start date	01/08/2010
Contract end date	31/03/2019

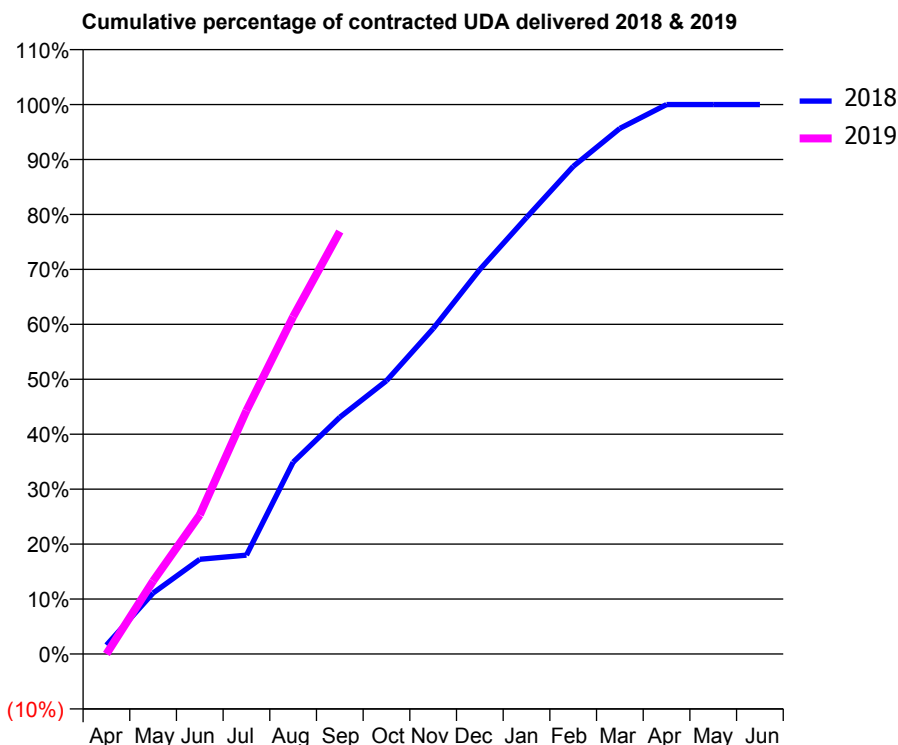
18/19 Contracted general activity (UDA)	948
Carry forward general activity (UDA)	0
18/19 Contracted orthodontic activity (UOA)	0
Carry forward orthodontic activity (UOA)	0
Baseline contract value	£132,555.62

ACCESS*

Patients seen in 24 months	Total	Change since previous quarter
Quarter ending September 2017	269	
Quarter ending December 2017	292	↑
Quarter ending March 2018	289	↓
Quarter ending June 2018	283	↓
Quarter ending September 2018	309	↑
Variance since September 2017	14.9%	↑



ACTIVITY



Month	Adjusted Scheduled Activity (UDA)	
	2018	2019
April	19	0
May	130	126
June	202	240
July	211	420
August	409	582
September	505	729
October	583	
November	694	
December	820	
January	931	
February	1,040	
March	1,121	
April	1,172	
May	1,172	
June	1,172	

QUALITY

	Quantity	Base Number	Contract	AT	Region	England
% of FP17s for the same patient ID Re-attending within 3 months - Children	0	8	0.0%	10.5%	11.5%	11.6%
% of FP17s for the same patient ID Re-attending within 3 months - Adults	25	252	9.9%	15.7%	16.5%	15.5%
% of FP17s for the same patient ID Re-attending between 3 & 9 months - Children	1	8	12.5%	44.8%	48.5%	58.8%
% of FP17s for the same patient ID Re-attending between 3 & 9 months - Adults	8	252	3.2%	37.0%	39.1%	51.1%
% of FP17s for Band 1 Urgent Courses	0	243	0.0%	10.9%	10.6%	9.0%
% of FP17s Relating to Free Repair or Replacements	0	243	0.0%	0.5%	0.5%	0.8%
% of FP17s Relating to Continuations	0	243	0.0%	0.7%	0.7%	0.9%
% of Patients satisfied with the dentistry they have received	0	0	N/A	90.7%	90.5%	93.3%
% of Patients satisfied with the time they had to wait for an appointment	0	0	N/A	82.5%	85.1%	88.9%

* This is based on patients treated on this contract for their most recent course of treatment. Figures in italics indicate the base number of FP17s or Patient Questionnaire responses are less than 100. N/A is shown where the base number of responses is less than 10 during the period. % is calculated as Quantity/Base number*100

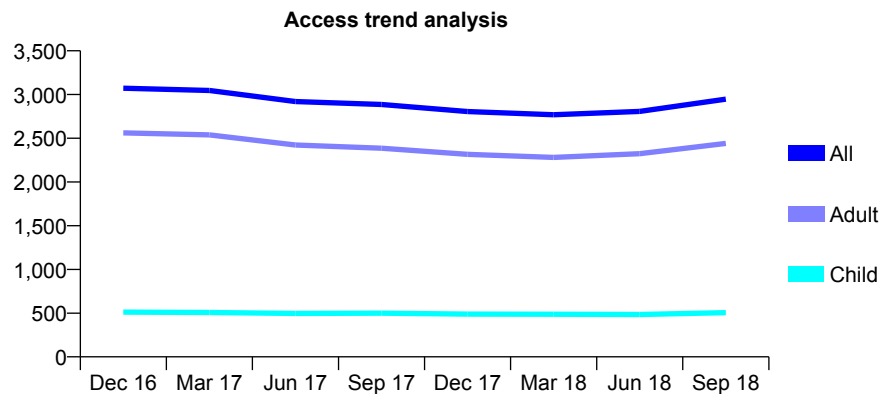
Q61 - Vital Signs At a Glance Contract Report for 949787/0001 - September 2018

Name or company name	MR OA ADEBIYI
Contract type name	GDS Contract
Purpose of contract	General
Contract start date	01/04/2006
Contract end date	

18/19 Contracted general activity (UDA)	9,518
Carry forward general activity (UDA)	0
18/19 Contracted orthodontic activity (UOA)	0
Carry forward orthodontic activity (UOA)	0
Baseline contract value	£232,896.01

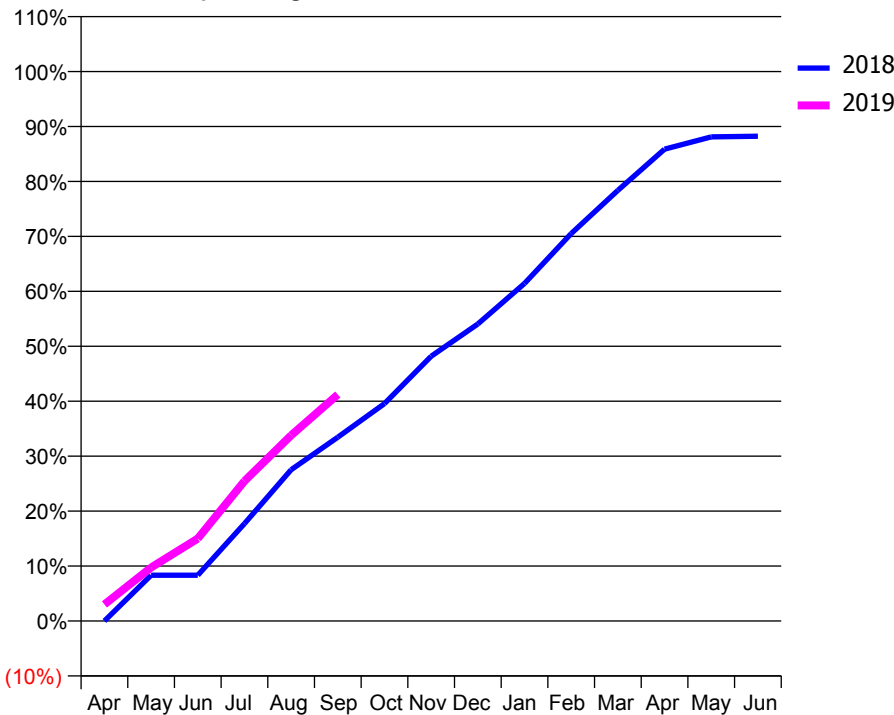
ACCESS*

Patients seen in 24 months	Total	Change since previous quarter
Quarter ending September 2017	2,886	
Quarter ending December 2017	2,805	↓
Quarter ending March 2018	2,768	↓
Quarter ending June 2018	2,807	→
Quarter ending September 2018	2,947	↑
Variance since September 2017	2.1%	↑



ACTIVITY

Cumulative percentage of contracted UDA delivered 2018 & 2019



Month	Adjusted Scheduled Activity (UDA)	
	2018	2019
April	0	287
May	793	928
June	793	1,428
July	1,686	2,425
August	2,620	3,217
September	3,184	3,924
October	3,766	
November	4,585	
December	5,145	
January	5,848	
February	6,712	
March	7,460	
April	8,172	
May	8,385	
June	8,397	

QUALITY

	Quantity	Base Number	Contract	AT	Region	England
% of FP17s for the same patient ID Re-attending within 3 months - Children	9	249	3.6%	10.5%	11.5%	11.6%
% of FP17s for the same patient ID Re-attending within 3 months - Adults	134	1,211	11.1%	15.7%	16.5%	15.5%
% of FP17s for the same patient ID Re-attending between 3 & 9 months - Children	99	249	39.8%	44.8%	48.5%	58.8%
% of FP17s for the same patient ID Re-attending between 3 & 9 months - Adults	366	1,211	30.2%	37.0%	39.1%	51.1%
% of FP17s for Band 1 Urgent Courses	131	1,262	10.4%	10.9%	10.6%	9.0%
% of FP17s Relating to Free Repair or Replacements	0	1,262	0.0%	0.5%	0.5%	0.8%
% of FP17s Relating to Continuations	0	1,262	0.0%	0.7%	0.7%	0.9%
% of Patients satisfied with the dentistry they have received	1	1	N/A	90.7%	90.5%	93.3%
% of Patients satisfied with the time they had to wait for an appointment	1	1	N/A	82.5%	85.1%	88.9%

* This is based on patients treated on this contract for their most recent course of treatment. Figures in italics indicate the base number of FP17s or Patient Questionnaire responses are less than 100. N/A is shown where the base number of responses is less than 10 during the period. % is calculated as Quantity/Base number*100

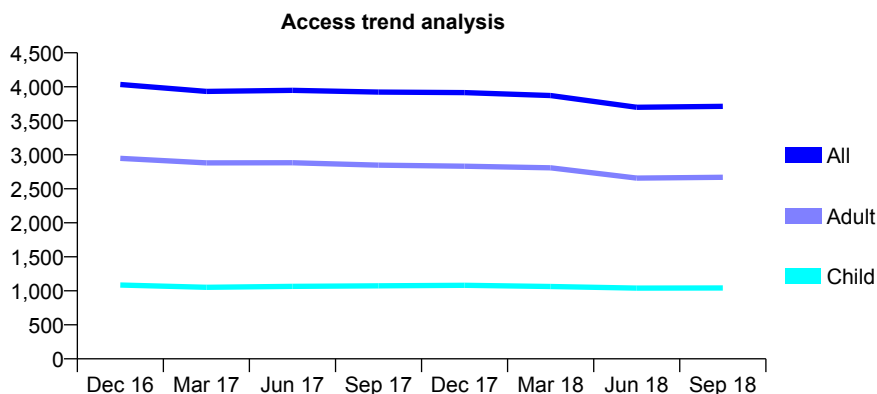
Q61 - Vital Signs At a Glance Contract Report for 949892/0001 - September 2018

Name or company name	MR KC SHAH
Contract type name	GDS Contract
Purpose of contract	General
Contract start date	21/07/2010
Contract end date	

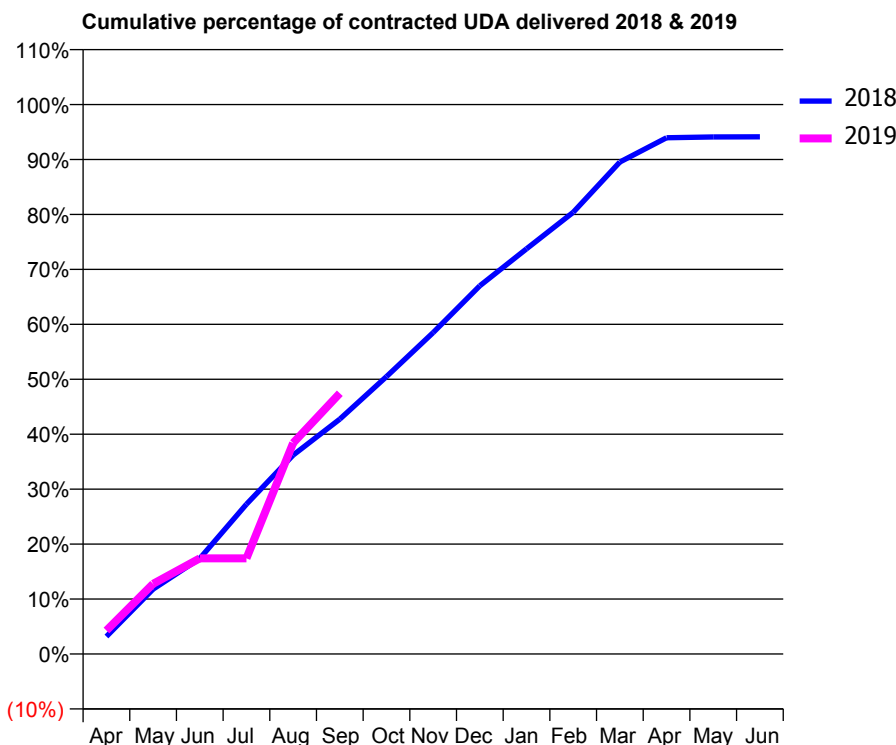
18/19 Contracted general activity (UDA)	8,870
Carry forward general activity (UDA)	0
18/19 Contracted orthodontic activity (UOA)	0
Carry forward orthodontic activity (UOA)	0
Baseline contract value	£208,558.79

ACCESS*

Patients seen in 24 months	Total	Change since previous quarter
Quarter ending September 2017	3,922	
Quarter ending December 2017	3,914	→
Quarter ending March 2018	3,871	↓
Quarter ending June 2018	3,699	↓
Quarter ending September 2018	3,712	→
Variance since September 2017	(5.4%)	↓



ACTIVITY



Month	Adjusted Scheduled Activity (UDA)	
	2018	2019
April	283	381
May	1,047	1,132
June	1,543	1,544
July	2,418	1,544
August	3,210	3,405
September	3,793	4,210
October	4,478	
November	5,189	
December	5,945	
January	6,540	
February	7,131	
March	7,942	
April	8,333	
May	8,347	
June	8,349	

QUALITY

	Quantity	Base Number	Contract	AT	Region	England
% of FP17s for the same patient ID Re-attending within 3 months - Children	63	715	8.8%	10.5%	11.5%	11.6%
% of FP17s for the same patient ID Re-attending within 3 months - Adults	252	1,520	16.6%	15.7%	16.5%	15.5%
% of FP17s for the same patient ID Re-attending between 3 & 9 months - Children	336	715	47.0%	44.8%	48.5%	58.8%
% of FP17s for the same patient ID Re-attending between 3 & 9 months - Adults	510	1,520	33.6%	37.0%	39.1%	51.1%
% of FP17s for Band 1 Urgent Courses	262	2,019	13.0%	10.9%	10.6%	9.0%
% of FP17s Relating to Free Repair or Replacements	9	2,019	0.4%	0.5%	0.5%	0.8%
% of FP17s Relating to Continuations	1	2,019	0.0%	0.7%	0.7%	0.9%
% of Patients satisfied with the dentistry they have received	3	3	N/A	90.7%	90.5%	93.3%
% of Patients satisfied with the time they had to wait for an appointment	3	3	N/A	82.5%	85.1%	88.9%

* This is based on patients treated on this contract for their most recent course of treatment. Figures in italics indicate the base number of FP17s or Patient Questionnaire responses are less than 100. N/A is shown where the base number of responses is less than 10 during the period. % is calculated as Quantity/Base number*100

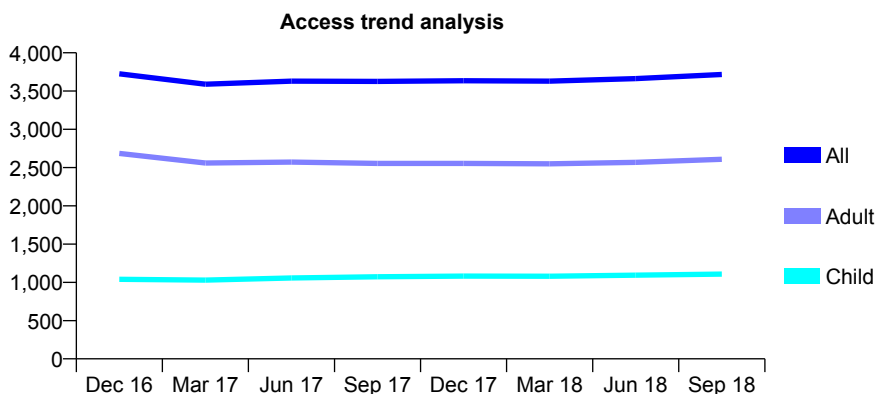
Q61 - Vital Signs At a Glance Contract Report for 954314/0001 - September 2018

Name or company name	Apollo Dental Services Ltd
Contract type name	GDS Contract
Purpose of contract	General
Contract start date	01/04/2006
Contract end date	

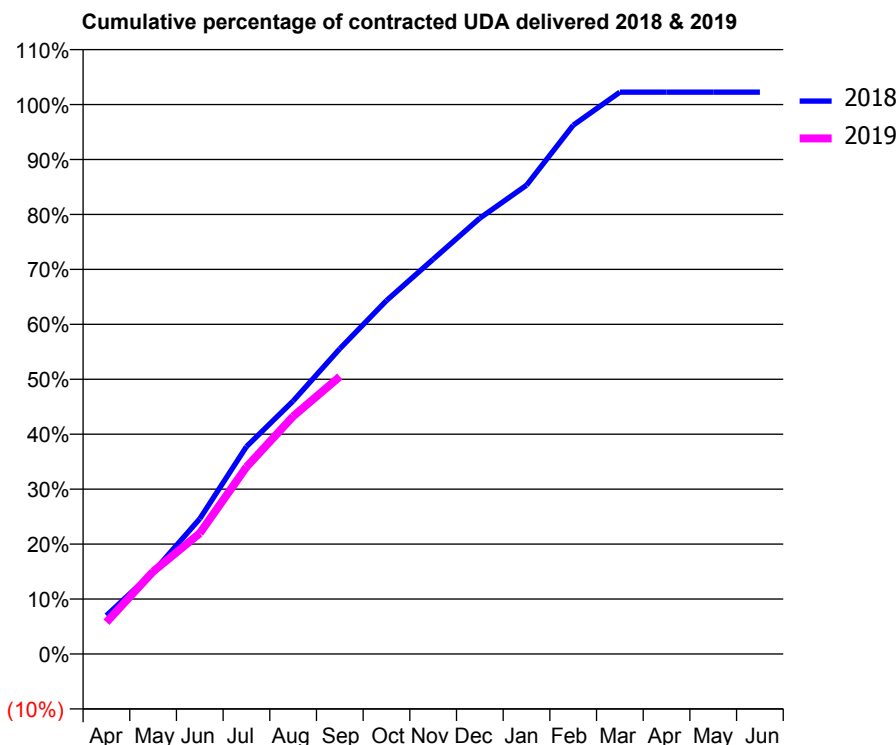
18/19 Contracted general activity (UDA)	10,835
Carry forward general activity (UDA)	-217
18/19 Contracted orthodontic activity (UOA)	0
Carry forward orthodontic activity (UOA)	0
Baseline contract value	£312,546.74

ACCESS*

Patients seen in 24 months	Total	Change since previous quarter
Quarter ending September 2017	3,627	
Quarter ending December 2017	3,635	→
Quarter ending March 2018	3,629	→
Quarter ending June 2018	3,663	→
Quarter ending September 2018	3,717	→
Variance since September 2017	2.5%	↑



ACTIVITY



Month	Adjusted Scheduled Activity (UDA)	
	2018	2019
April	758	627
May	1,617	1,627
June	2,667	2,381
July	4,090	3,687
August	4,989	4,688
September	6,020	5,469
October	6,970	
November	7,784	
December	8,593	
January	9,244	
February	10,426	
March	11,078	
April	11,078	
May	11,078	
June	11,078	

QUALITY

	Quantity	Base Number	Contract	AT	Region	England
% of FP17s for the same patient ID Re-attending within 3 months - Children	30	678	4.4%	10.5%	11.5%	11.6%
% of FP17s for the same patient ID Re-attending within 3 months - Adults	140	1,442	9.7%	15.7%	16.5%	15.5%
% of FP17s for the same patient ID Re-attending between 3 & 9 months - Children	346	678	51.0%	44.8%	48.5%	58.8%
% of FP17s for the same patient ID Re-attending between 3 & 9 months - Adults	528	1,442	36.6%	37.0%	39.1%	51.1%
% of FP17s for Band 1 Urgent Courses	317	2,120	15.0%	10.9%	10.6%	9.0%
% of FP17s Relating to Free Repair or Replacements	8	2,120	0.4%	0.5%	0.5%	0.8%
% of FP17s Relating to Continuations	4	2,120	0.2%	0.7%	0.7%	0.9%
% of Patients satisfied with the dentistry they have received	1	1	N/A	90.7%	90.5%	93.3%
% of Patients satisfied with the time they had to wait for an appointment	1	1	N/A	82.5%	85.1%	88.9%

* This is based on patients treated on this contract for their most recent course of treatment. Figures in italics indicate the base number of FP17s or Patient Questionnaire responses are less than 100. N/A is shown where the base number of responses is less than 10 during the period. % is calculated as Quantity/Base number*100

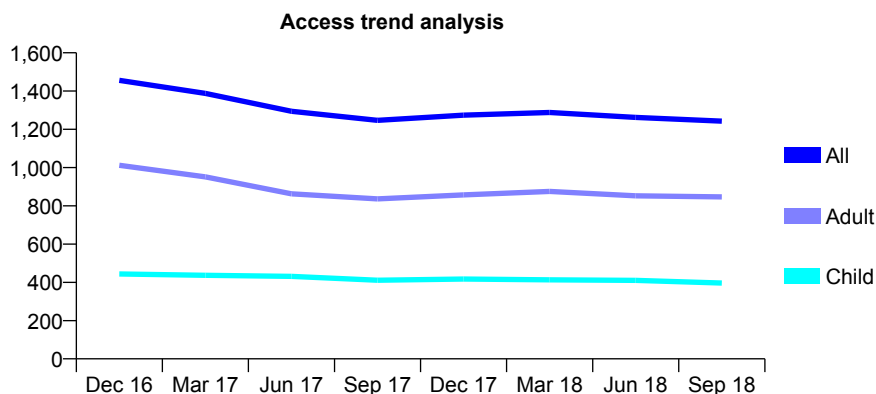
Q61 - Vital Signs At a Glance Contract Report for 964328/0001 - September 2018

Name or company name	MISS FA RAMJOHN
Contract type name	GDS Contract
Purpose of contract	General
Contract start date	01/11/2011
Contract end date	

18/19 Contracted general activity (UDA)	4,344
Carry forward general activity (UDA)	-87
18/19 Contracted orthodontic activity (UOA)	0
Carry forward orthodontic activity (UOA)	0
Baseline contract value	£124,710.24

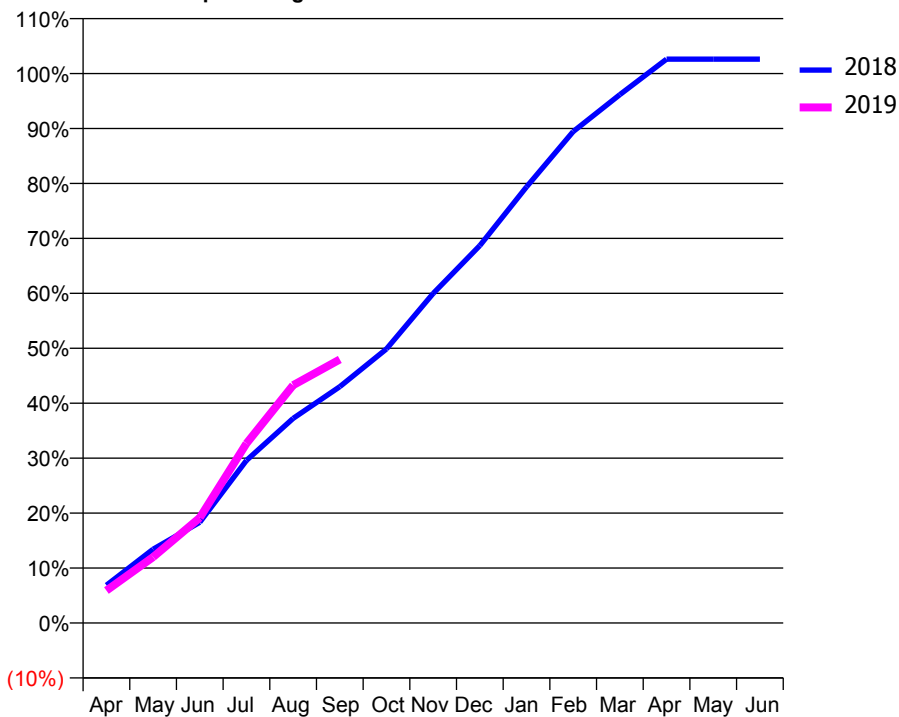
ACCESS*

Patients seen in 24 months	Total	Change since previous quarter
Quarter ending September 2017	1,247	
Quarter ending December 2017	1,274	↑
Quarter ending March 2018	1,288	→
Quarter ending June 2018	1,262	↓
Quarter ending September 2018	1,243	↓
Variance since September 2017	(0.3%)	→



ACTIVITY

Cumulative percentage of contracted UDA delivered 2018 & 2019



Adjusted Scheduled Activity (UDA)

Month	2018	2019
April	299	257
May	584	521
June	796	832
July	1,286	1,419
August	1,617	1,880
September	1,868	2,084
October	2,167	
November	2,606	
December	2,984	
January	3,448	
February	3,885	
March	4,177	
April	4,458	
May	4,458	
June	4,458	

QUALITY

	Quantity	Base Number	Contract	AT	Region	England
% of FP17s for the same patient ID Re-attending within 3 months - Children	13	302	4.3%	10.5%	11.5%	11.6%
% of FP17s for the same patient ID Re-attending within 3 months - Adults	53	437	12.1%	15.7%	16.5%	15.5%
% of FP17s for the same patient ID Re-attending between 3 & 9 months - Children	183	302	60.6%	44.8%	48.5%	58.8%
% of FP17s for the same patient ID Re-attending between 3 & 9 months - Adults	197	437	45.1%	37.0%	39.1%	51.1%
% of FP17s for Band 1 Urgent Courses	14	603	2.3%	10.9%	10.6%	9.0%
% of FP17s Relating to Free Repair or Replacements	1	603	0.2%	0.5%	0.5%	0.8%
% of FP17s Relating to Continuations	9	603	1.5%	0.7%	0.7%	0.9%
% of Patients satisfied with the dentistry they have received	0	0	N/A	90.7%	90.5%	93.3%
% of Patients satisfied with the time they had to wait for an appointment	0	0	N/A	82.5%	85.1%	88.9%

* This is based on patients treated on this contract for their most recent course of treatment. Figures in italics indicate the base number of FP17s or Patient Questionnaire responses are less than 100. N/A is shown where the base number of responses is less than 10 during the period. % is calculated as Quantity/Base number*100

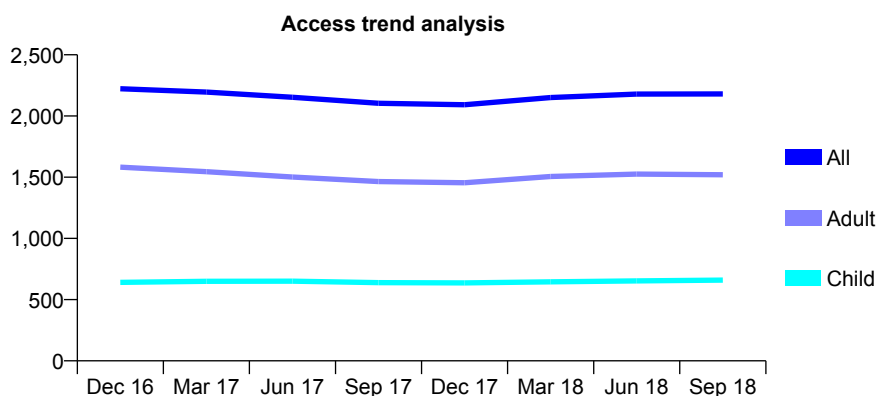
Q61 - Vital Signs At a Glance Contract Report for 999237/0001 - September 2018

Name or company name	MRS JM TALIB
Contract type name	GDS Contract
Purpose of contract	General
Contract start date	01/04/2006
Contract end date	

18/19 Contracted general activity (UDA)	7,248
Carry forward general activity (UDA)	-105
18/19 Contracted orthodontic activity (UOA)	0
Carry forward orthodontic activity (UOA)	0
Baseline contract value	£232,586.31

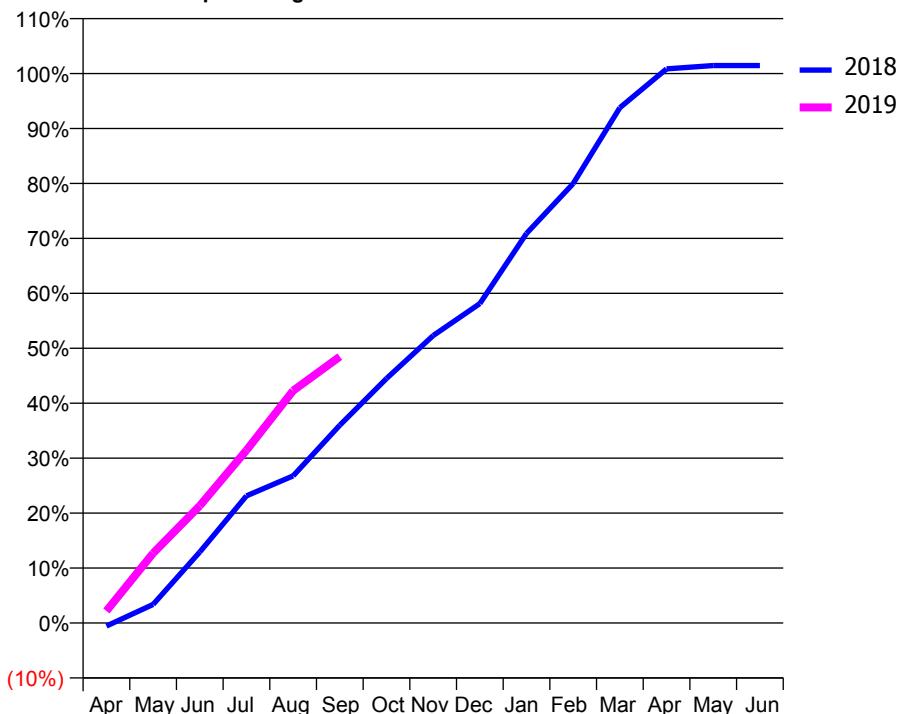
ACCESS*

Patients seen in 24 months	Total	Change since previous quarter
Quarter ending September 2017	2,104	
Quarter ending December 2017	2,092	→
Quarter ending March 2018	2,151	↑
Quarter ending June 2018	2,179	→
Quarter ending September 2018	2,180	→
Variance since September 2017	3.6%	↑



ACTIVITY

Cumulative percentage of contracted UDA delivered 2018 & 2019



Adjusted Scheduled Activity (UDA)

Month	2018	2019
April	-42	159
May	245	921
June	936	1,547
July	1,677	2,279
August	1,941	3,065
September	2,610	3,514
October	3,224	
November	3,791	
December	4,213	
January	5,138	
February	5,796	
March	6,798	
April	7,308	
May	7,353	
June	7,353	

QUALITY

	Quantity	Base Number	Contract	AT	Region	England
% of FP17s for the same patient ID Re-attending within 3 months - Children	49	428	11.4%	10.5%	11.5%	11.6%
% of FP17s for the same patient ID Re-attending within 3 months - Adults	162	840	19.3%	15.7%	16.5%	15.5%
% of FP17s for the same patient ID Re-attending between 3 & 9 months - Children	164	428	38.3%	44.8%	48.5%	58.8%
% of FP17s for the same patient ID Re-attending between 3 & 9 months - Adults	217	840	25.8%	37.0%	39.1%	51.1%
% of FP17s for Band 1 Urgent Courses	111	1,084	10.2%	10.9%	10.6%	9.0%
% of FP17s Relating to Free Repair or Replacements	1	1,084	0.1%	0.5%	0.5%	0.8%
% of FP17s Relating to Continuations	5	1,084	0.5%	0.7%	0.7%	0.9%
% of Patients satisfied with the dentistry they have received	1	1	N/A	90.7%	90.5%	93.3%
% of Patients satisfied with the time they had to wait for an appointment	1	1	N/A	82.5%	85.1%	88.9%

* This is based on patients treated on this contract for their most recent course of treatment. Figures in italics indicate the base number of FP17s or Patient Questionnaire responses are less than 100. N/A is shown where the base number of responses is less than 10 during the period. % is calculated as Quantity/Base number*100

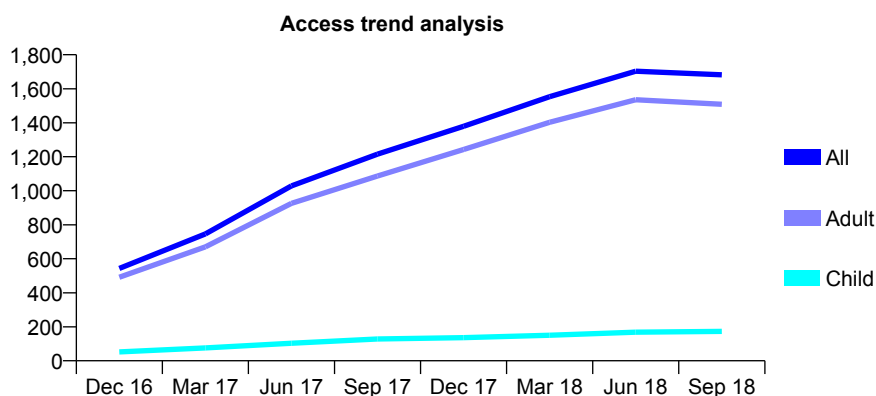
Q62 - Vital Signs At a Glance Contract Report for 100171/0000 - September 2018

Name or company name	MR AH GHAURI
Contract type name	PDS Contract
Purpose of contract	General
Contract start date	01/06/2016
Contract end date	31/05/2021

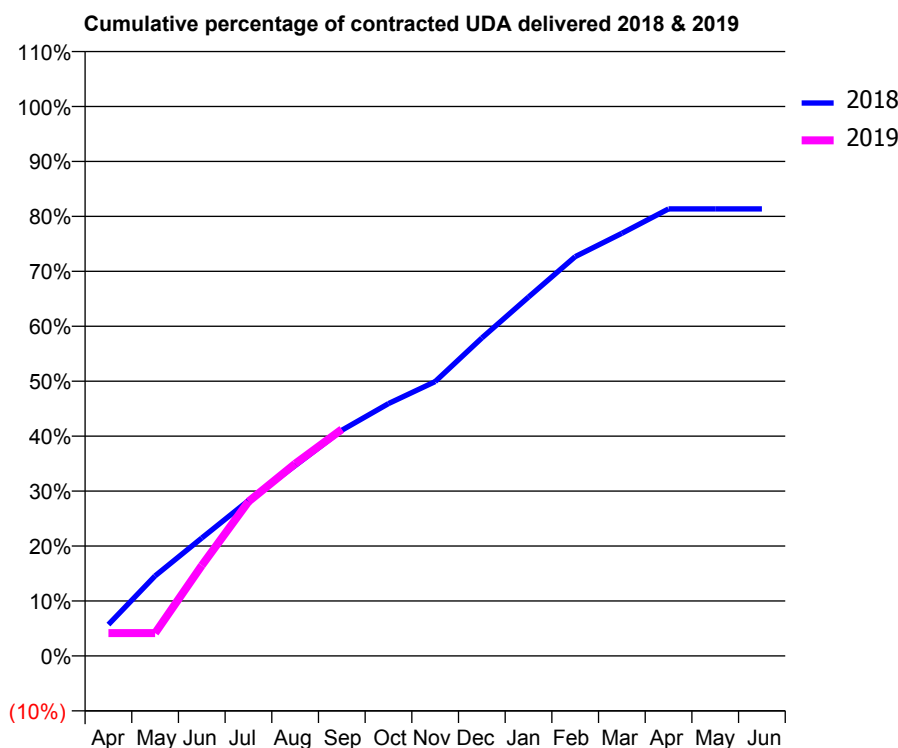
18/19 Contracted general activity (UDA)	3,211
Carry forward general activity (UDA)	0
18/19 Contracted orthodontic activity (UOA)	0
Carry forward orthodontic activity (UOA)	0
Baseline contract value	£162,360.04

ACCESS*

Patients seen in 24 months	Total	Change since previous quarter
Quarter ending September 2017	1,215	
Quarter ending December 2017	1,379	↑
Quarter ending March 2018	1,553	↑
Quarter ending June 2018	1,703	↑
Quarter ending September 2018	1,682	↓
Variance since September 2017	38.4%	↑



ACTIVITY



Month	Adjusted Scheduled Activity (UDA)	
	2018	2019
April	184	134
May	468	134
June	689	529
July	908	902
August	1,113	1,123
September	1,319	1,325
October	1,475	
November	1,603	
December	1,858	
January	2,097	
February	2,333	
March	2,470	
April	2,613	
May	2,613	
June	2,613	

QUALITY

	Quantity	Base Number	Contract	AT	Region	England
% of FP17s for the same patient ID Re-attending within 3 months - Children	0	178	0.0%	9.9%	11.5%	11.6%
% of FP17s for the same patient ID Re-attending within 3 months - Adults	13	1,045	1.2%	15.6%	16.5%	15.5%
% of FP17s for the same patient ID Re-attending between 3 & 9 months - Children	1	178	0.6%	48.4%	48.5%	58.8%
% of FP17s for the same patient ID Re-attending between 3 & 9 months - Adults	7	1,045	0.7%	38.4%	39.1%	51.1%
% of FP17s for Band 1 Urgent Courses	1,098	1,103	99.5%	11.0%	10.6%	9.0%
% of FP17s Relating to Free Repair or Replacements	0	1,103	0.0%	0.5%	0.5%	0.8%
% of FP17s Relating to Continuations	0	1,103	0.0%	0.5%	0.7%	0.9%
% of Patients satisfied with the dentistry they have received	0	0	N/A	89.0%	90.5%	93.3%
% of Patients satisfied with the time they had to wait for an appointment	0	0	N/A	85.3%	85.1%	88.9%

* This is based on patients treated on this contract for their most recent course of treatment. Figures in italics indicate the base number of FP17s or Patient Questionnaire responses are less than 100. N/A is shown where the base number of responses is less than 10 during the period. % is calculated as Quantity/Base number*100

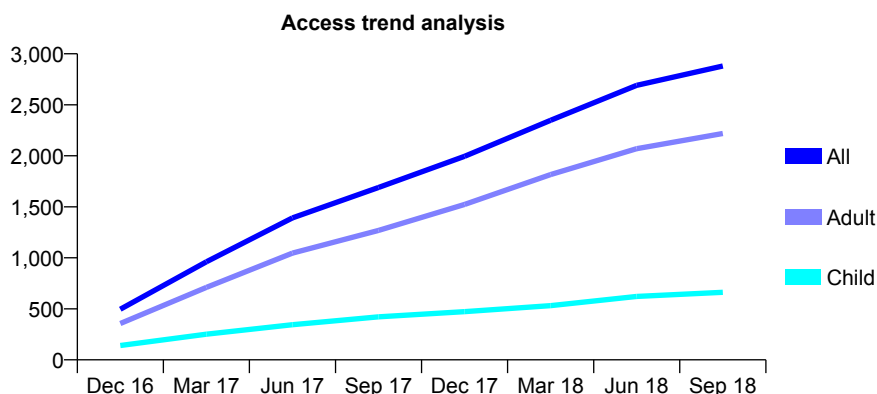
Q62 - Vital Signs At a Glance Contract Report for 100217/0000 - September 2018

Name or company name	Dentistry for You
Contract type name	PDS Plus Contract
Purpose of contract	General
Contract start date	01/10/2016
Contract end date	30/09/2024

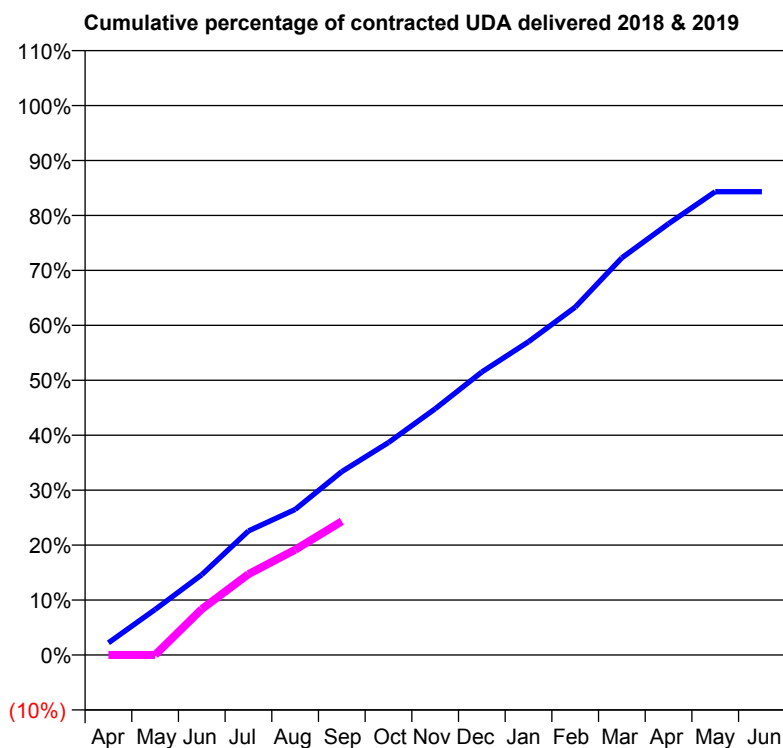
18/19 Contracted general activity (UDA)	14,000
Carry forward general activity (UDA)	0
18/19 Contracted orthodontic activity (UOA)	0
Carry forward orthodontic activity (UOA)	0
Baseline contract value	£245,000.00

ACCESS*

Patients seen in 24 months	Total	Change since previous quarter
Quarter ending September 2017	1,689	
Quarter ending December 2017	1,996	↑
Quarter ending March 2018	2,348	↑
Quarter ending June 2018	2,691	↑
Quarter ending September 2018	2,881	↑
Variance since September 2017	70.6%	↑



ACTIVITY



Month	Adjusted Scheduled Activity (UDA)	
	2018	2019
April	247	0
May	927	2
June	1,638	1,172
July	2,529	2,060
August	2,967	2,681
September	3,740	3,407
October	4,332	
November	5,019	
December	5,770	
January	6,386	
February	7,089	
March	8,095	
April	8,790	
May	9,442	
June	9,444	

QUALITY

	Quantity	Base Number	Contract	AT	Region	England
% of FP17s for the same patient ID Re-attending within 3 months - Children	80	529	15.1%	9.9%	11.5%	11.6%
% of FP17s for the same patient ID Re-attending within 3 months - Adults	310	1,484	20.9%	15.6%	16.5%	15.5%
% of FP17s for the same patient ID Re-attending between 3 & 9 months - Children	228	529	43.1%	48.4%	48.5%	58.8%
% of FP17s for the same patient ID Re-attending between 3 & 9 months - Adults	499	1,484	33.6%	38.4%	39.1%	51.1%
% of FP17s for Band 1 Urgent Courses	284	1,425	19.9%	11.0%	10.6%	9.0%
% of FP17s Relating to Free Repair or Replacements	3	1,425	0.2%	0.5%	0.5%	0.8%
% of FP17s Relating to Continuations	11	1,425	0.8%	0.5%	0.7%	0.9%
% of Patients satisfied with the dentistry they have received	0	0	N/A	89.0%	90.5%	93.3%
% of Patients satisfied with the time they had to wait for an appointment	0	0	N/A	85.3%	85.1%	88.9%

* This is based on patients treated on this contract for their most recent course of treatment. Figures in italics indicate the base number of FP17s or Patient Questionnaire responses are less than 100. N/A is shown where the base number of responses is less than 10 during the period. % is calculated as Quantity/Base number*100

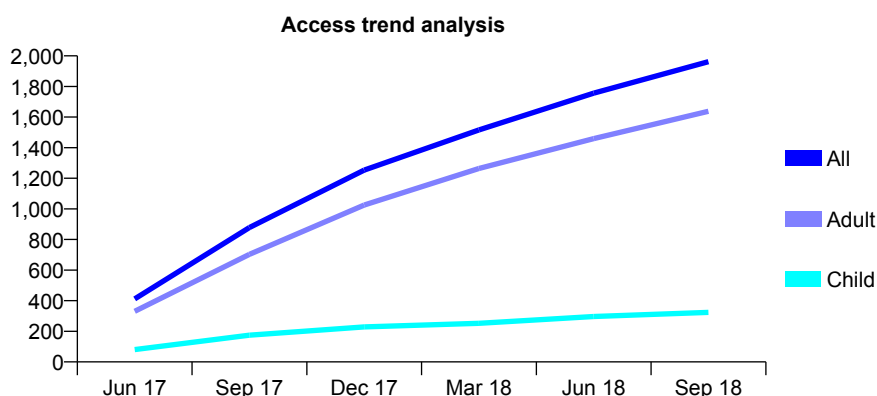
Q62 - Vital Signs At a Glance Contract Report for 100358/0000 - September 2018

Name or company name	Mrs M Parekh & Dr V Patel & Dr. J. Parekh
Contract type name	GDS Contract
Purpose of contract	General
Contract start date	01/04/2017
Contract end date	

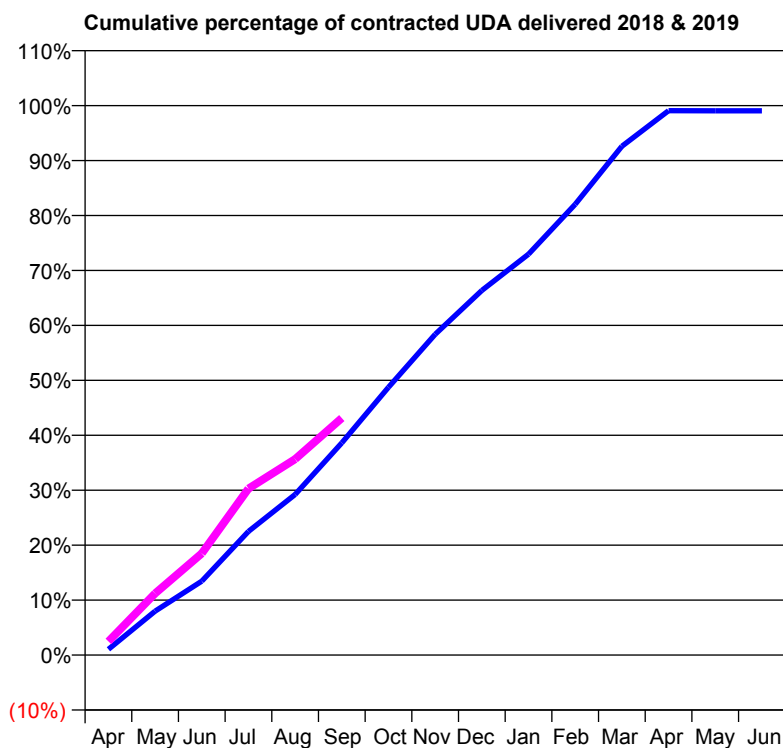
18/19 Contracted general activity (UDA)	7,263
Carry forward general activity (UDA)	70
18/19 Contracted orthodontic activity (UOA)	0
Carry forward orthodontic activity (UOA)	0
Baseline contract value	£198,058.06

ACCESS*

Patients seen in 24 months	Total	Change since previous quarter
Quarter ending September 2017	878	
Quarter ending December 2017	1,254	↑
Quarter ending March 2018	1,516	↑
Quarter ending June 2018	1,756	↑
Quarter ending September 2018	1,962	↑
Variance since September 2017	123.5%	↑



ACTIVITY



Month	Adjusted Scheduled Activity (UDA)	
	2018	2019
April	77	181
May	589	816
June	993	1,344
July	1,660	2,201
August	2,155	2,590
September	2,848	3,133
October	3,595	
November	4,305	
December	4,894	
January	5,382	
February	6,051	
March	6,830	
April	7,307	
May	7,306	
June	7,306	

QUALITY

	Quantity	Base Number	Contract	AT	Region	England
% of FP17s for the same patient ID Re-attending within 3 months - Children	9	202	4.5%	9.9%	11.5%	11.6%
% of FP17s for the same patient ID Re-attending within 3 months - Adults	140	967	14.5%	15.6%	16.5%	15.5%
% of FP17s for the same patient ID Re-attending between 3 & 9 months - Children	79	202	39.1%	48.4%	48.5%	58.8%
% of FP17s for the same patient ID Re-attending between 3 & 9 months - Adults	330	967	34.1%	38.4%	39.1%	51.1%
% of FP17s for Band 1 Urgent Courses	230	1,068	21.5%	11.0%	10.6%	9.0%
% of FP17s Relating to Free Repair or Replacements	2	1,068	0.2%	0.5%	0.5%	0.8%
% of FP17s Relating to Continuations	0	1,068	0.0%	0.5%	0.7%	0.9%
% of Patients satisfied with the dentistry they have received	1	1	N/A	89.0%	90.5%	93.3%
% of Patients satisfied with the time they had to wait for an appointment	1	1	N/A	85.3%	85.1%	88.9%

* This is based on patients treated on this contract for their most recent course of treatment. Figures in italics indicate the base number of FP17s or Patient Questionnaire responses are less than 100. N/A is shown where the base number of responses is less than 10 during the period. % is calculated as Quantity/Base number*100

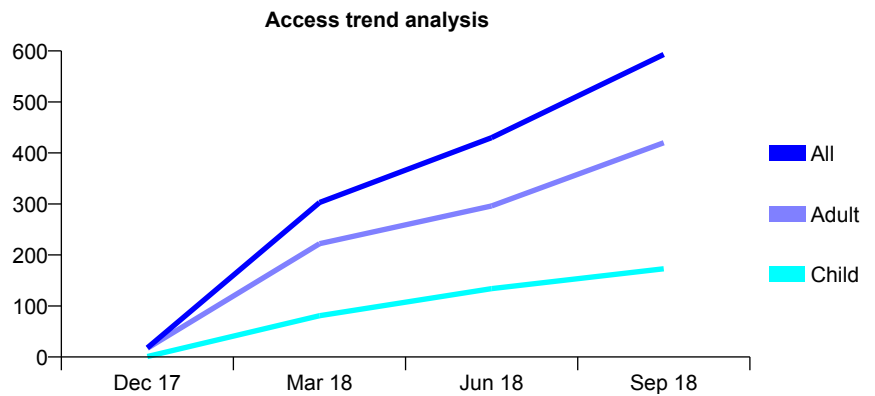
Q62 - Vital Signs At a Glance Contract Report for 100485/0000 - September 2018

Name or company name	MR SN CHANDE
Contract type name	GDS Contract
Purpose of contract	General
Contract start date	01/11/2017
Contract end date	

18/19 Contracted general activity (UDA)	3,000
Carry forward general activity (UDA)	496
18/19 Contracted orthodontic activity (UOA)	0
Carry forward orthodontic activity (UOA)	0
Baseline contract value	£80,059.62

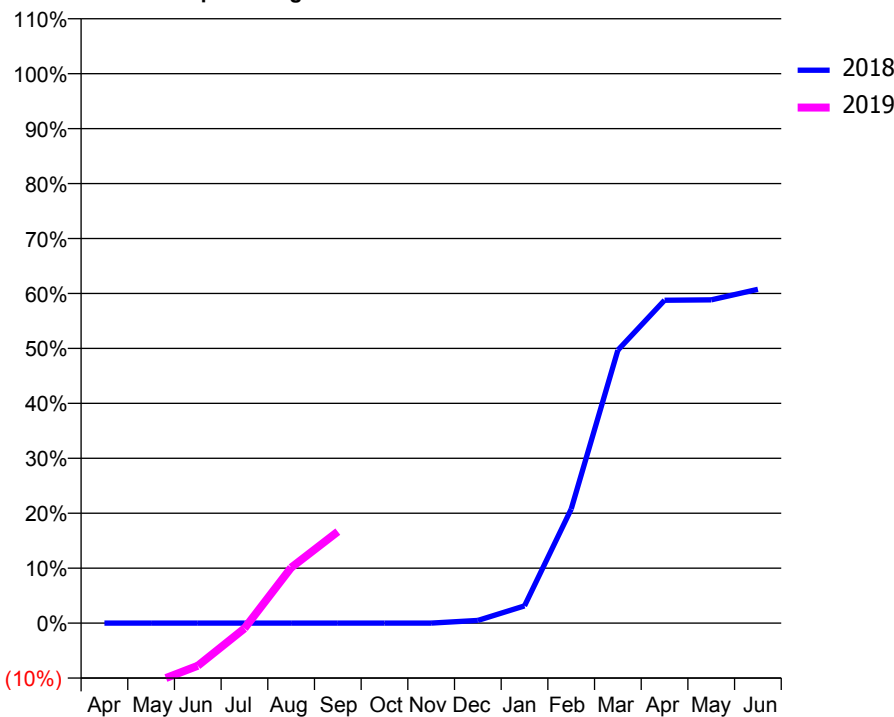
ACCESS*

Patients seen in 24 months	Total	Change since previous quarter
Quarter ending September 2017	0	
Quarter ending December 2017	18	↑
Quarter ending March 2018	303	↑
Quarter ending June 2018	430	↑
Quarter ending September 2018	593	↑
Variance since September 2017	N/A	



ACTIVITY

Cumulative percentage of contracted UDA delivered 2018 & 2019



Month	Adjusted Scheduled Activity (UDA)	
	2018	2019
April	0	-461
May	0	-332
June	0	-234
July	0	-29
August	0	303
September	0	500
October	0	
November	0	
December	6	
January	39	
February	260	
March	621	
April	734	
May	735	
June	759	

QUALITY

	Quantity	Base Number	Contract	AT	Region	England
% of FP17s for the same patient ID Re-attending within 3 months - Children	1	152	0.7%	9.9%	11.5%	11.6%
% of FP17s for the same patient ID Re-attending within 3 months - Adults	11	318	3.5%	15.6%	16.5%	15.5%
% of FP17s for the same patient ID Re-attending between 3 & 9 months - Children	5	152	3.3%	48.4%	48.5%	58.8%
% of FP17s for the same patient ID Re-attending between 3 & 9 months - Adults	12	318	3.8%	38.4%	39.1%	51.1%
% of FP17s for Band 1 Urgent Courses	20	400	5.0%	11.0%	10.6%	9.0%
% of FP17s Relating to Free Repair or Replacements	0	400	0.0%	0.5%	0.5%	0.8%
% of FP17s Relating to Continuations	1	400	0.3%	0.5%	0.7%	0.9%
% of Patients satisfied with the dentistry they have received	0	0	N/A	89.0%	90.5%	93.3%
% of Patients satisfied with the time they had to wait for an appointment	0	0	N/A	85.3%	85.1%	88.9%

* This is based on patients treated on this contract for their most recent course of treatment. Figures in italics indicate the base number of FP17s or Patient Questionnaire responses are less than 100. N/A is shown where the base number of responses is less than 10 during the period. % is calculated as Quantity/Base number*100

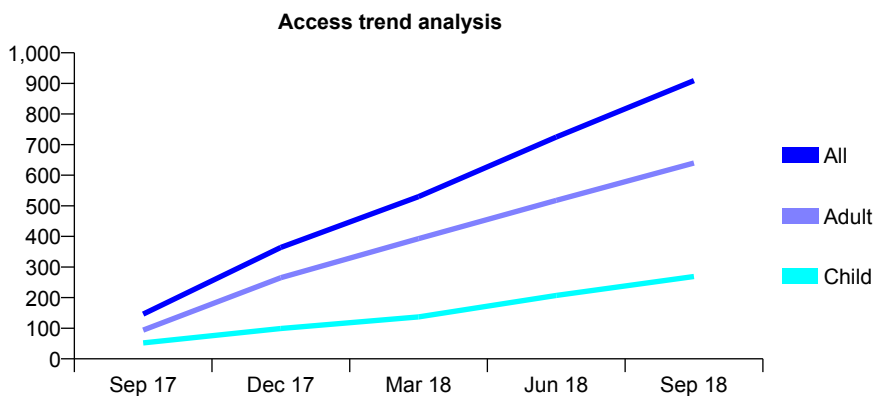
Q62 - Vital Signs At a Glance Contract Report for 100488/0000 - September 2018

Name or company name	Sharareh Naghibi and Barry Lanesman
Contract type name	GDS Contract
Purpose of contract	General
Contract start date	01/08/2017
Contract end date	

18/19 Contracted general activity (UDA)	6,000
Carry forward general activity (UDA)	0
18/19 Contracted orthodontic activity (UOA)	0
Carry forward orthodontic activity (UOA)	0
Baseline contract value	£155,267.15

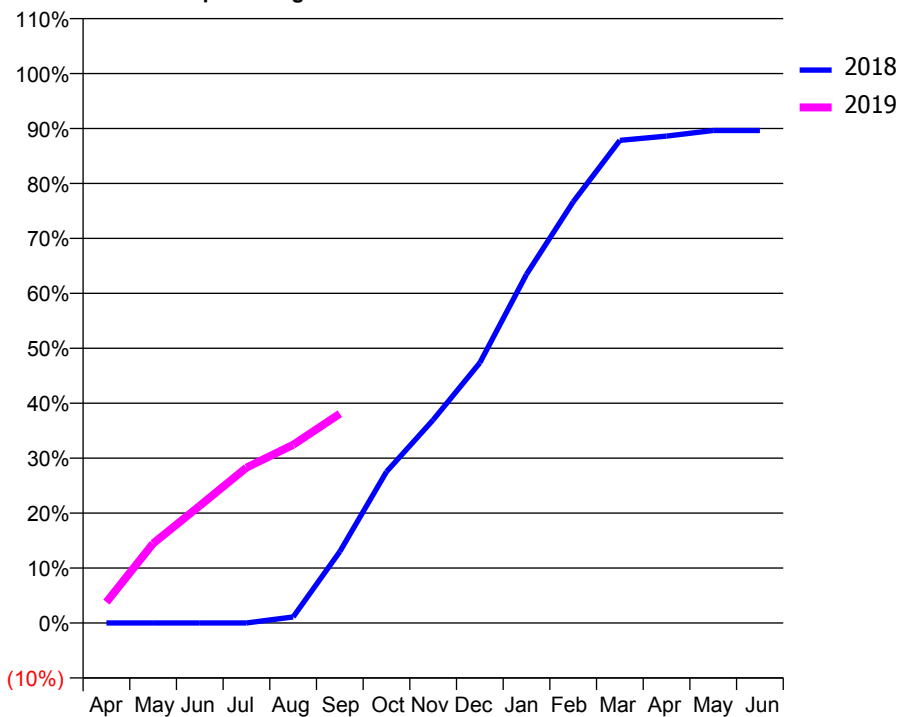
ACCESS*

Patients seen in 24 months	Total	Change since previous quarter
Quarter ending September 2017	146	
Quarter ending December 2017	364	↑
Quarter ending March 2018	530	↑
Quarter ending June 2018	725	↑
Quarter ending September 2018	909	↑
Variance since September 2017	522.6%	↑



ACTIVITY

Cumulative percentage of contracted UDA delivered 2018 & 2019



Adjusted Scheduled Activity (UDA)

Month	2018	2019
April	0	228
May	0	869
June	0	1,281
July	0	1,696
August	44	1,946
September	519	2,286
October	1,101	
November	1,478	
December	1,895	
January	2,539	
February	3,066	
March	3,513	
April	3,544	
May	3,585	
June	3,585	

QUALITY

	Quantity	Base Number	Contract	AT	Region	England
% of FP17s for the same patient ID Re-attending within 3 months - Children	1	185	0.5%	9.9%	11.5%	11.6%
% of FP17s for the same patient ID Re-attending within 3 months - Adults	10	339	2.9%	15.6%	16.5%	15.5%
% of FP17s for the same patient ID Re-attending between 3 & 9 months - Children	45	185	24.3%	48.4%	48.5%	58.8%
% of FP17s for the same patient ID Re-attending between 3 & 9 months - Adults	67	339	19.8%	38.4%	39.1%	51.1%
% of FP17s for Band 1 Urgent Courses	4	503	0.8%	11.0%	10.6%	9.0%
% of FP17s Relating to Free Repair or Replacements	3	503	0.6%	0.5%	0.5%	0.8%
% of FP17s Relating to Continuations	0	503	0.0%	0.5%	0.7%	0.9%
% of Patients satisfied with the dentistry they have received	0	0	N/A	89.0%	90.5%	93.3%
% of Patients satisfied with the time they had to wait for an appointment	0	0	N/A	85.3%	85.1%	88.9%

* This is based on patients treated on this contract for their most recent course of treatment. Figures in italics indicate the base number of FP17s or Patient Questionnaire responses are less than 100. N/A is shown where the base number of responses is less than 10 during the period. % is calculated as Quantity/Base number*100

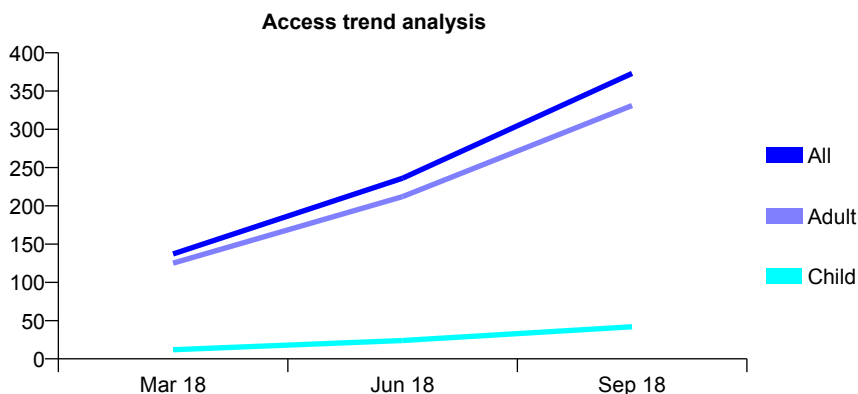
Q62 - Vital Signs At a Glance Contract Report for 100552/0000 - September 2018

Name or company name	MR HS MAUDUDI
Contract type name	PDS Contract
Purpose of contract	General
Contract start date	01/12/2017
Contract end date	31/03/2022

18/19 Contracted general activity (UDA)	1,332
Carry forward general activity (UDA)	0
18/19 Contracted orthodontic activity (UOA)	0
Carry forward orthodontic activity (UOA)	0
Baseline contract value	£96,061.20

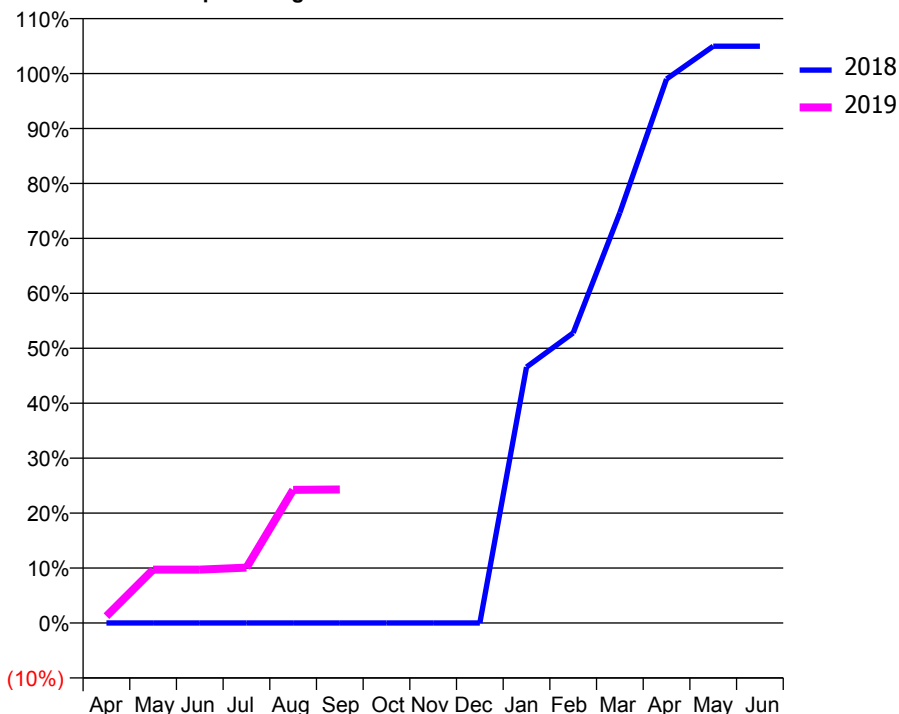
ACCESS*

Patients seen in 24 months	Total	Change since previous quarter
Quarter ending September 2017	0	
Quarter ending December 2017	0	
Quarter ending March 2018	137	
Quarter ending June 2018	236	↑
Quarter ending September 2018	373	↑
Variance since September 2017	N/A	



ACTIVITY

Cumulative percentage of contracted UDA delivered 2018 & 2019



Month	Adjusted Scheduled Activity (UDA)	
	2018	2019
April	0	17
May	0	130
June	0	130
July	0	134
August	0	323
September	0	324
October	0	
November	0	
December	0	
January	207	
February	234	
March	332	
April	440	
May	466	
June	466	

QUALITY

	Quantity	Base Number	Contract	AT	Region	England
% of FP17s for the same patient ID Re-attending within 3 months - Children	0	60	0.0%	9.9%	11.5%	11.6%
% of FP17s for the same patient ID Re-attending within 3 months - Adults	2	329	0.6%	15.6%	16.5%	15.5%
% of FP17s for the same patient ID Re-attending between 3 & 9 months - Children	0	60	0.0%	48.4%	48.5%	58.8%
% of FP17s for the same patient ID Re-attending between 3 & 9 months - Adults	1	329	0.3%	38.4%	39.1%	51.1%
% of FP17s for Band 1 Urgent Courses	275	276	99.6%	11.0%	10.6%	9.0%
% of FP17s Relating to Free Repair or Replacements	0	276	0.0%	0.5%	0.5%	0.8%
% of FP17s Relating to Continuations	0	276	0.0%	0.5%	0.7%	0.9%
% of Patients satisfied with the dentistry they have received	0	0	N/A	89.0%	90.5%	93.3%
% of Patients satisfied with the time they had to wait for an appointment	0	0	N/A	85.3%	85.1%	88.9%

* This is based on patients treated on this contract for their most recent course of treatment. Figures in italics indicate the base number of FP17s or Patient Questionnaire responses are less than 100. N/A is shown where the base number of responses is less than 10 during the period. % is calculated as Quantity/Base number*100

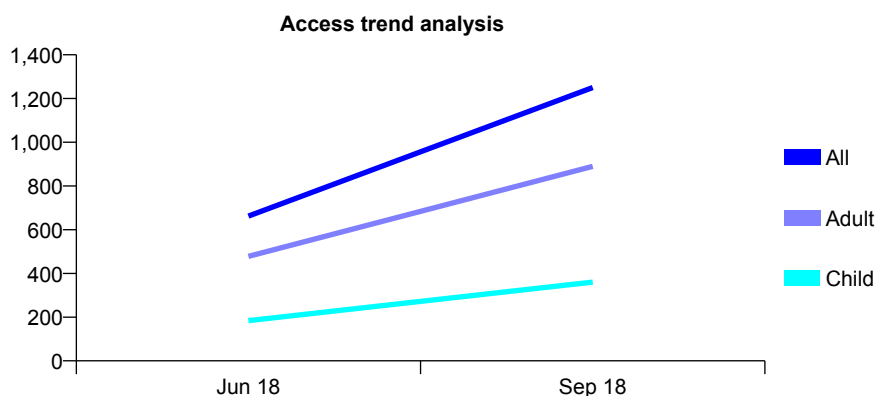
Q62 - Vital Signs At a Glance Contract Report for 100603/0000 - September 2018

Name or company name	MR HM PATEL
Contract type name	GDS Contract
Purpose of contract	General
Contract start date	01/04/2018
Contract end date	

18/19 Contracted general activity (UDA)	7,000
Carry forward general activity (UDA)	0
18/19 Contracted orthodontic activity (UOA)	0
Carry forward orthodontic activity (UOA)	0
Baseline contract value	£175,371.92

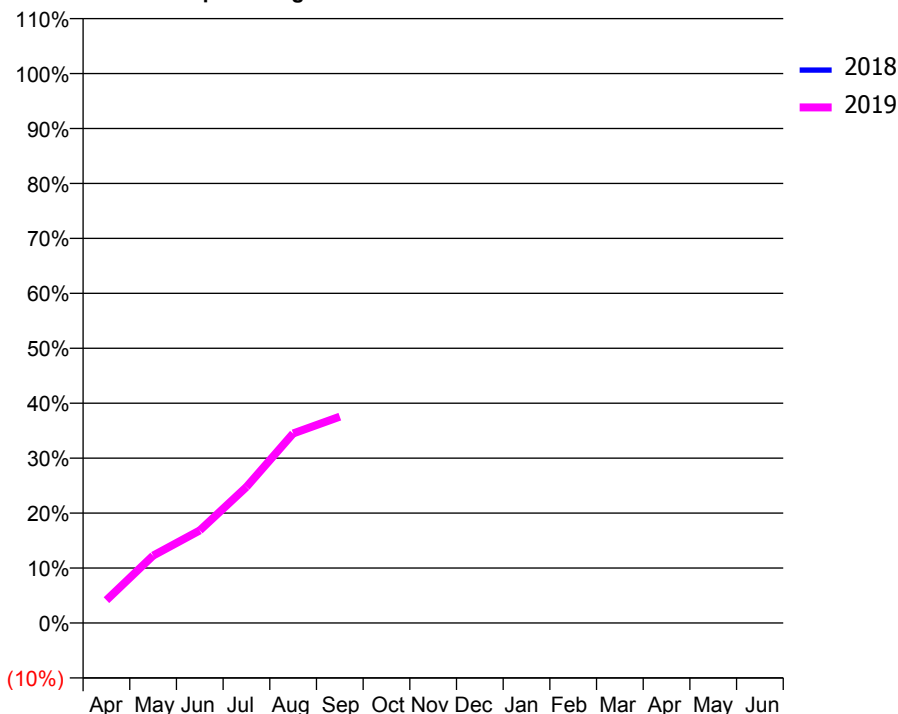
ACCESS*

Patients seen in 24 months	Total	Change since previous quarter
Quarter ending September 2017	0	
Quarter ending December 2017	0	
Quarter ending March 2018	0	
Quarter ending June 2018	662	↑
Quarter ending September 2018	1,250	↑
Variance since September 2017	N/A	



ACTIVITY

Cumulative percentage of contracted UDA delivered 2018 & 2019



Month	Adjusted Scheduled Activity (UDA)	
	2018	2019
April	0	292
May	0	858
June	0	1,180
July	0	1,734
August	0	2,415
September	0	2,629
October	0	
November	0	
December	0	
January	0	
February	0	
March	0	
April	0	
May	0	
June	0	

QUALITY

	Quantity	Base Number	Contract	AT	Region	England
% of FP17s for the same patient ID Re-attending within 3 months - Children	6	381	1.6%	9.9%	11.5%	11.6%
% of FP17s for the same patient ID Re-attending within 3 months - Adults	59	1,005	5.9%	15.6%	16.5%	15.5%
% of FP17s for the same patient ID Re-attending between 3 & 9 months - Children	12	381	3.1%	48.4%	48.5%	58.8%
% of FP17s for the same patient ID Re-attending between 3 & 9 months - Adults	24	1,005	2.4%	38.4%	39.1%	51.1%
% of FP17s for Band 1 Urgent Courses	189	1,386	13.6%	11.0%	10.6%	9.0%
% of FP17s Relating to Free Repair or Replacements	6	1,386	0.4%	0.5%	0.5%	0.8%
% of FP17s Relating to Continuations	3	1,386	0.2%	0.5%	0.7%	0.9%
% of Patients satisfied with the dentistry they have received	0	0	N/A	89.0%	90.5%	93.3%
% of Patients satisfied with the time they had to wait for an appointment	0	0	N/A	85.3%	85.1%	88.9%

* This is based on patients treated on this contract for their most recent course of treatment. Figures in italics indicate the base number of FP17s or Patient Questionnaire responses are less than 100. N/A is shown where the base number of responses is less than 10 during the period. % is calculated as Quantity/Base number*100

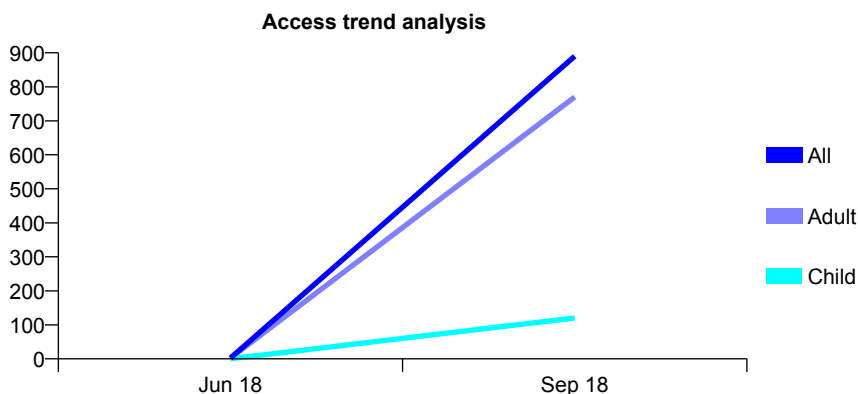
Q62 - Vital Signs At a Glance Contract Report for 100617/0000 - September 2018

Name or company name	S & Y Golar
Contract type name	GDS Contract
Purpose of contract	General
Contract start date	01/04/2018
Contract end date	

18/19 Contracted general activity (UDA)	12,000
Carry forward general activity (UDA)	0
18/19 Contracted orthodontic activity (UOA)	0
Carry forward orthodontic activity (UOA)	0
Baseline contract value	£323,341.50

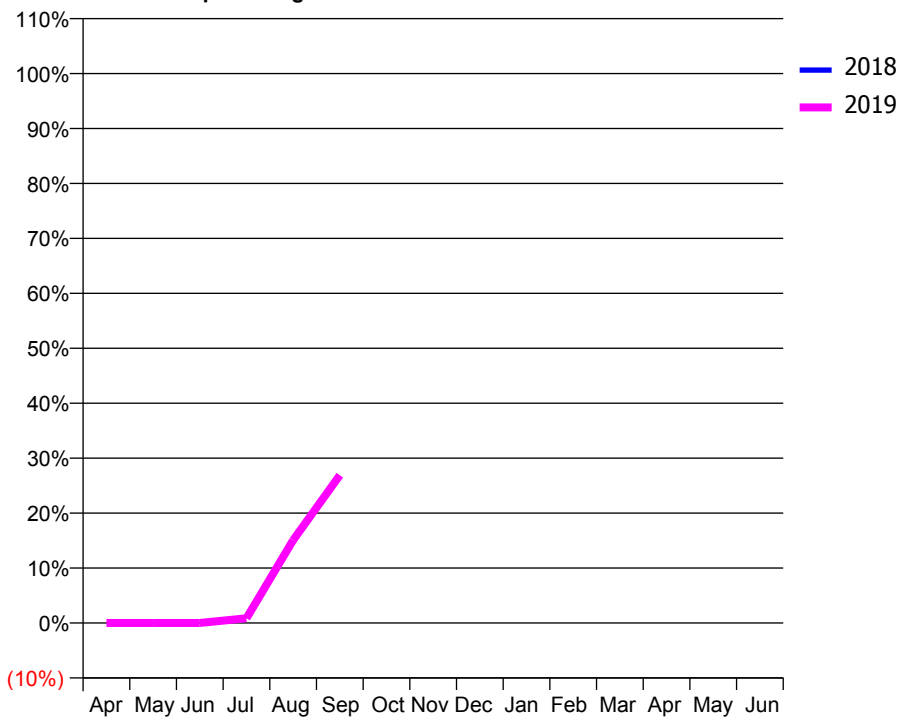
ACCESS*

Patients seen in 24 months	Total	Change since previous quarter
Quarter ending September 2017	0	
Quarter ending December 2017	0	
Quarter ending March 2018	0	
Quarter ending June 2018	2	↑
Quarter ending September 2018	890	↑
Variance since September 2017	N/A	



ACTIVITY

Cumulative percentage of contracted UDA delivered 2018 & 2019



Month	Adjusted Scheduled Activity (UDA)	
	2018	2019
April	0	0
May	0	0
June	0	0
July	0	103
August	0	1,810
September	0	3,227
October	0	
November	0	
December	0	
January	0	
February	0	
March	0	
April	0	
May	0	
June	0	

QUALITY

	Quantity	Base Number	Contract	AT	Region	England
% of FP17s for the same patient ID Re-attending within 3 months - Children	3	125	2.4%	9.9%	11.5%	11.6%
% of FP17s for the same patient ID Re-attending within 3 months - Adults	38	808	4.7%	15.6%	16.5%	15.5%
% of FP17s for the same patient ID Re-attending between 3 & 9 months - Children	1	125	0.8%	48.4%	48.5%	58.8%
% of FP17s for the same patient ID Re-attending between 3 & 9 months - Adults	0	808	0.0%	38.4%	39.1%	51.1%
% of FP17s for Band 1 Urgent Courses	154	933	16.5%	11.0%	10.6%	9.0%
% of FP17s Relating to Free Repair or Replacements	0	933	0.0%	0.5%	0.5%	0.8%
% of FP17s Relating to Continuations	3	933	0.3%	0.5%	0.7%	0.9%
% of Patients satisfied with the dentistry they have received	0	0	N/A	89.0%	90.5%	93.3%
% of Patients satisfied with the time they had to wait for an appointment	0	0	N/A	85.3%	85.1%	88.9%

* This is based on patients treated on this contract for their most recent course of treatment. Figures in italics indicate the base number of FP17s or Patient Questionnaire responses are less than 100. N/A is shown where the base number of responses is less than 10 during the period. % is calculated as Quantity/Base number*100

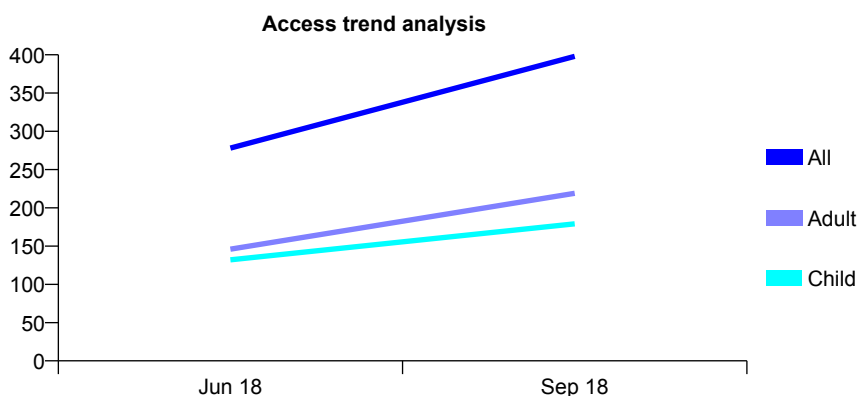
Q62 - Vital Signs At a Glance Contract Report for 100634/0000 - September 2018

Name or company name	MR PU SHAH
Contract type name	GDS Contract
Purpose of contract	General
Contract start date	01/04/2018
Contract end date	

18/19 Contracted general activity (UDA)	3,000
Carry forward general activity (UDA)	0
18/19 Contracted orthodontic activity (UOA)	0
Carry forward orthodontic activity (UOA)	0
Baseline contract value	£74,368.55

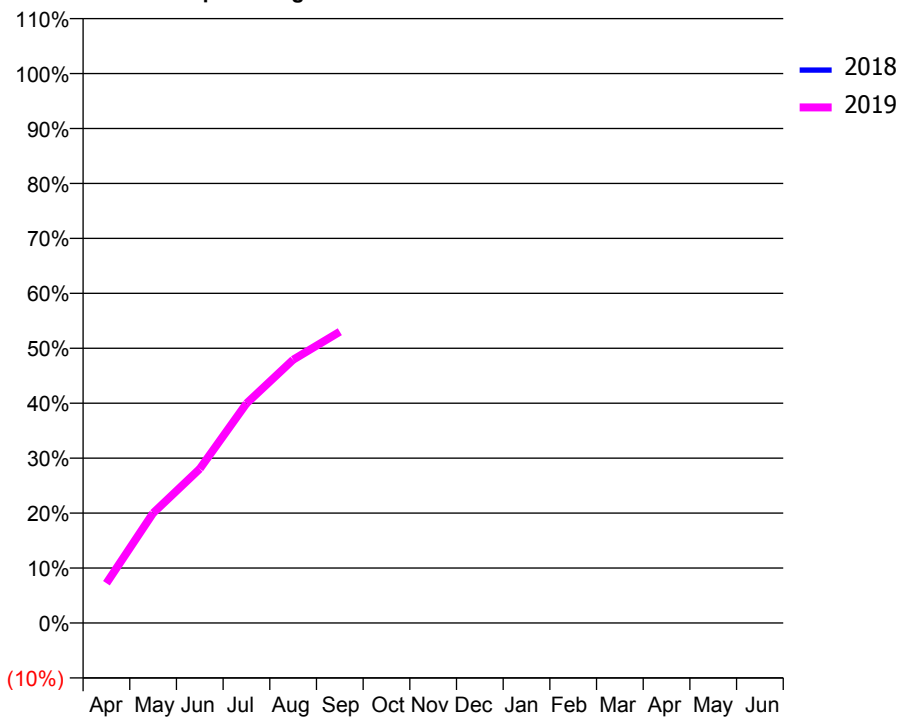
ACCESS*

Patients seen in 24 months	Total	Change since previous quarter
Quarter ending September 2017	0	
Quarter ending December 2017	0	
Quarter ending March 2018	0	
Quarter ending June 2018	278	↑
Quarter ending September 2018	398	↑
Variance since September 2017	N/A	



ACTIVITY

Cumulative percentage of contracted UDA delivered 2018 & 2019



Month	Adjusted Scheduled Activity (UDA)	
	2018	2019
April	0	217
May	0	600
June	0	842
July	0	1,199
August	0	1,438
September	0	1,590
October	0	
November	0	
December	0	
January	0	
February	0	
March	0	
April	0	
May	0	
June	0	

QUALITY

	Quantity	Base Number	Contract	AT	Region	England
% of FP17s for the same patient ID Re-attending within 3 months - Children	2	203	1.0%	9.9%	11.5%	11.6%
% of FP17s for the same patient ID Re-attending within 3 months - Adults	10	295	3.4%	15.6%	16.5%	15.5%
% of FP17s for the same patient ID Re-attending between 3 & 9 months - Children	1	203	0.5%	48.4%	48.5%	58.8%
% of FP17s for the same patient ID Re-attending between 3 & 9 months - Adults	1	295	0.3%	38.4%	39.1%	51.1%
% of FP17s for Band 1 Urgent Courses	86	498	17.3%	11.0%	10.6%	9.0%
% of FP17s Relating to Free Repair or Replacements	0	498	0.0%	0.5%	0.5%	0.8%
% of FP17s Relating to Continuations	1	498	0.2%	0.5%	0.7%	0.9%
% of Patients satisfied with the dentistry they have received	0	0	N/A	89.0%	90.5%	93.3%
% of Patients satisfied with the time they had to wait for an appointment	0	0	N/A	85.3%	85.1%	88.9%

* This is based on patients treated on this contract for their most recent course of treatment. Figures in italics indicate the base number of FP17s or Patient Questionnaire responses are less than 100. N/A is shown where the base number of responses is less than 10 during the period. % is calculated as Quantity/Base number*100

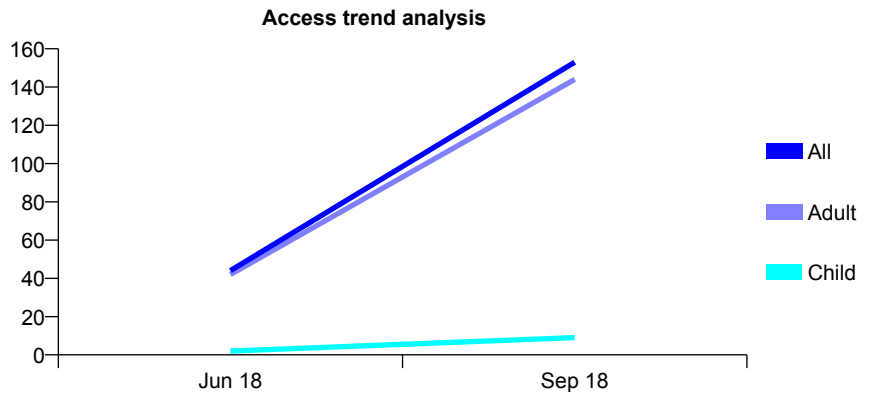
Q62 - Vital Signs At a Glance Contract Report for 100651/0000 - September 2018

Name or company name	Mrs R Szasz & Miss E Szasz
Contract type name	GDS Contract
Purpose of contract	General
Contract start date	01/04/2018
Contract end date	

18/19 Contracted general activity (UDA)	7,500
Carry forward general activity (UDA)	0
18/19 Contracted orthodontic activity (UOA)	0
Carry forward orthodontic activity (UOA)	0
Baseline contract value	£159,913.60

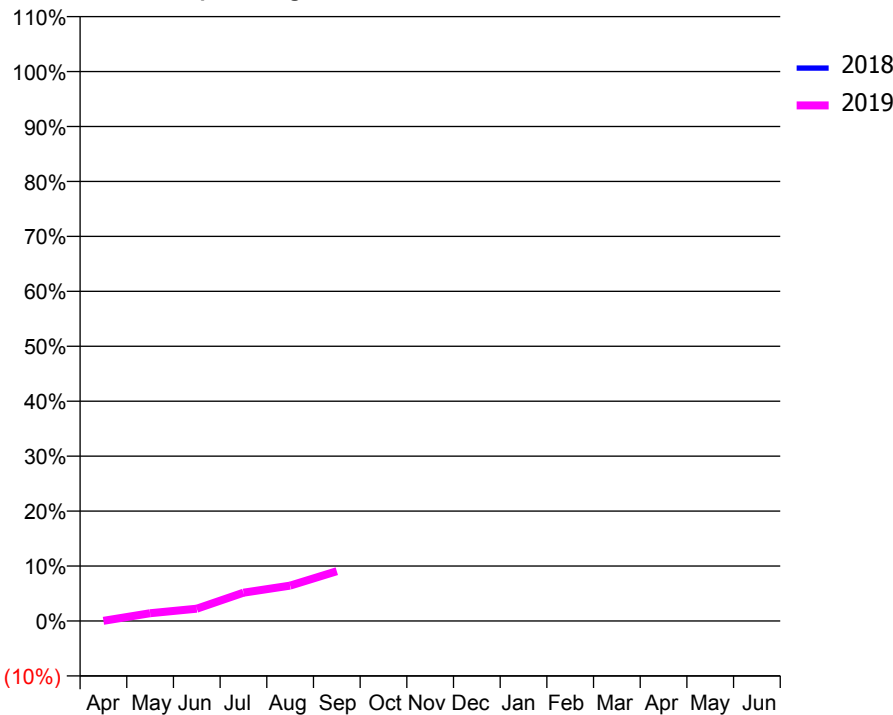
ACCESS*

Patients seen in 24 months	Total	Change since previous quarter
Quarter ending September 2017	0	
Quarter ending December 2017	0	
Quarter ending March 2018	0	
Quarter ending June 2018	44	↑
Quarter ending September 2018	153	↑
Variance since September 2017	N/A	



ACTIVITY

Cumulative percentage of contracted UDA delivered 2018 & 2019



Month	Adjusted Scheduled Activity (UDA)	
	2018	2019
April	0	3
May	0	106
June	0	168
July	0	387
August	0	482
September	0	680
October	0	
November	0	
December	0	
January	0	
February	0	
March	0	
April	0	
May	0	
June	0	

QUALITY

	Quantity	Base Number	Contract	AT	Region	England
% of FP17s for the same patient ID Re-attending within 3 months - Children	0	8	0.0%	9.9%	11.5%	11.6%
% of FP17s for the same patient ID Re-attending within 3 months - Adults	7	213	3.3%	15.6%	16.5%	15.5%
% of FP17s for the same patient ID Re-attending between 3 & 9 months - Children	0	8	0.0%	48.4%	48.5%	58.8%
% of FP17s for the same patient ID Re-attending between 3 & 9 months - Adults	1	213	0.5%	38.4%	39.1%	51.1%
% of FP17s for Band 1 Urgent Courses	71	221	32.1%	11.0%	10.6%	9.0%
% of FP17s Relating to Free Repair or Replacements	1	221	0.5%	0.5%	0.5%	0.8%
% of FP17s Relating to Continuations	4	221	1.8%	0.5%	0.7%	0.9%
% of Patients satisfied with the dentistry they have received	0	0	N/A	89.0%	90.5%	93.3%
% of Patients satisfied with the time they had to wait for an appointment	0	0	N/A	85.3%	85.1%	88.9%

* This is based on patients treated on this contract for their most recent course of treatment. Figures in italics indicate the base number of FP17s or Patient Questionnaire responses are less than 100. N/A is shown where the base number of responses is less than 10 during the period. % is calculated as Quantity/Base number*100

Q62 - Vital Signs At a Glance Contract Report for 100680/0000 - September 2018


Name or company name	Visiting Specialist Services Limited
Contract type name	PDS Contract
Purpose of contract	General
Contract start date	01/07/2018
Contract end date	30/06/2021

18/19 Contracted general activity (UDA)	4,095
Carry forward general activity (UDA)	0
18/19 Contracted orthodontic activity (UOA)	0
Carry forward orthodontic activity (UOA)	0
Baseline contract value	£214,305.00

ACCESS*

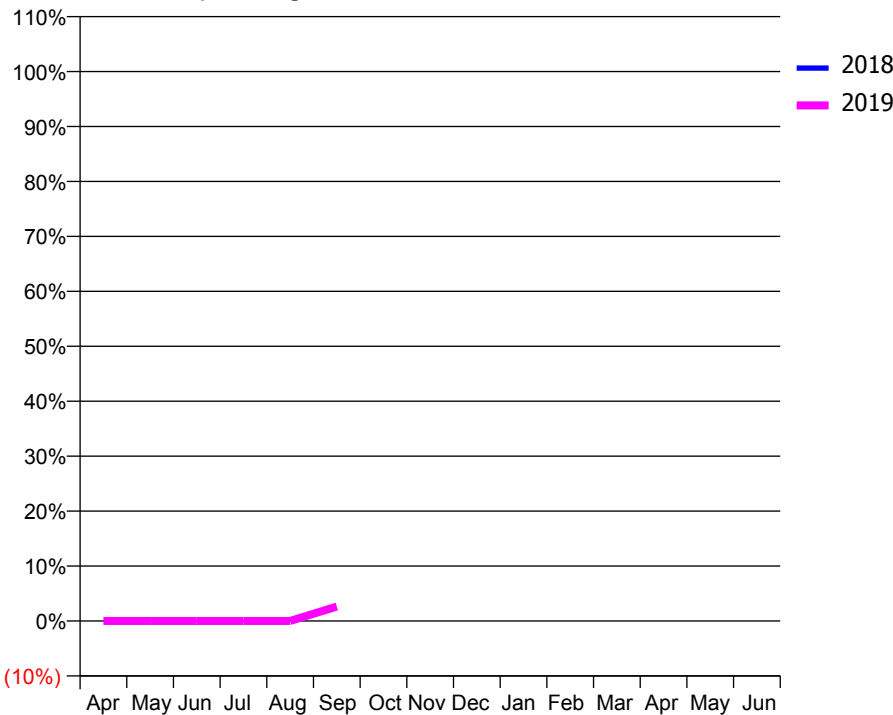
Patients seen in 24 months	Total	Change since previous quarter
Quarter ending September 2017	0	
Quarter ending December 2017	0	
Quarter ending March 2018	0	
Quarter ending June 2018	0	
Quarter ending September 2018	39	↑
Variance since September 2017	N/A	

Access trend analysis



ACTIVITY

Cumulative percentage of contracted UDA delivered 2018 & 2019



Month	Adjusted Scheduled Activity (UDA)	
	2018	2019
April	0	0
May	0	0
June	0	0
July	0	0
August	0	0
September	0	108
October	0	
November	0	
December	0	
January	0	
February	0	
March	0	
April	0	
May	0	
June	0	

QUALITY

	Quantity	Base Number	Contract	AT	Region	England
% of FP17s for the same patient ID Re-attending within 3 months - Children	0	1	0.0%	9.9%	11.5%	11.6%
% of FP17s for the same patient ID Re-attending within 3 months - Adults	0	39	0.0%	15.6%	16.5%	15.5%
% of FP17s for the same patient ID Re-attending between 3 & 9 months - Children	0	1	0.0%	48.4%	48.5%	58.8%
% of FP17s for the same patient ID Re-attending between 3 & 9 months - Adults	0	39	0.0%	38.4%	39.1%	51.1%
% of FP17s for Band 1 Urgent Courses	0	40	0.0%	11.0%	10.6%	9.0%
% of FP17s Relating to Free Repair or Replacements	0	40	0.0%	0.5%	0.5%	0.8%
% of FP17s Relating to Continuations	0	40	0.0%	0.5%	0.7%	0.9%
% of Patients satisfied with the dentistry they have received	0	0	N/A	89.0%	90.5%	93.3%
% of Patients satisfied with the time they had to wait for an appointment	0	0	N/A	85.3%	85.1%	88.9%

* This is based on patients treated on this contract for their most recent course of treatment. Figures in italics indicate the base number of FP17s or Patient Questionnaire responses are less than 100. N/A is shown where the base number of responses is less than 10 during the period. % is calculated as Quantity/Base number*100

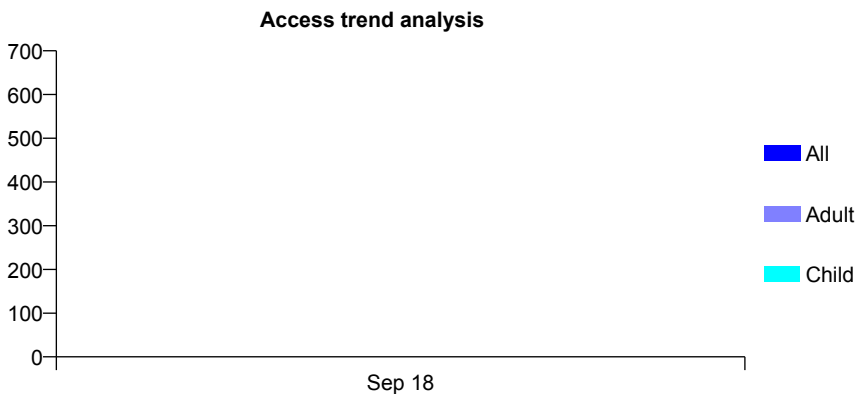
Q62 - Vital Signs At a Glance Contract Report for 100847/0000 - September 2018

Name or company name	Earls Court Dental Ltd
Contract type name	GDS Contract
Purpose of contract	General
Contract start date	01/08/2018
Contract end date	

18/19 Contracted general activity (UDA)	9,221
Carry forward general activity (UDA)	0
18/19 Contracted orthodontic activity (UOA)	0
Carry forward orthodontic activity (UOA)	0
Baseline contract value	£248,795.29

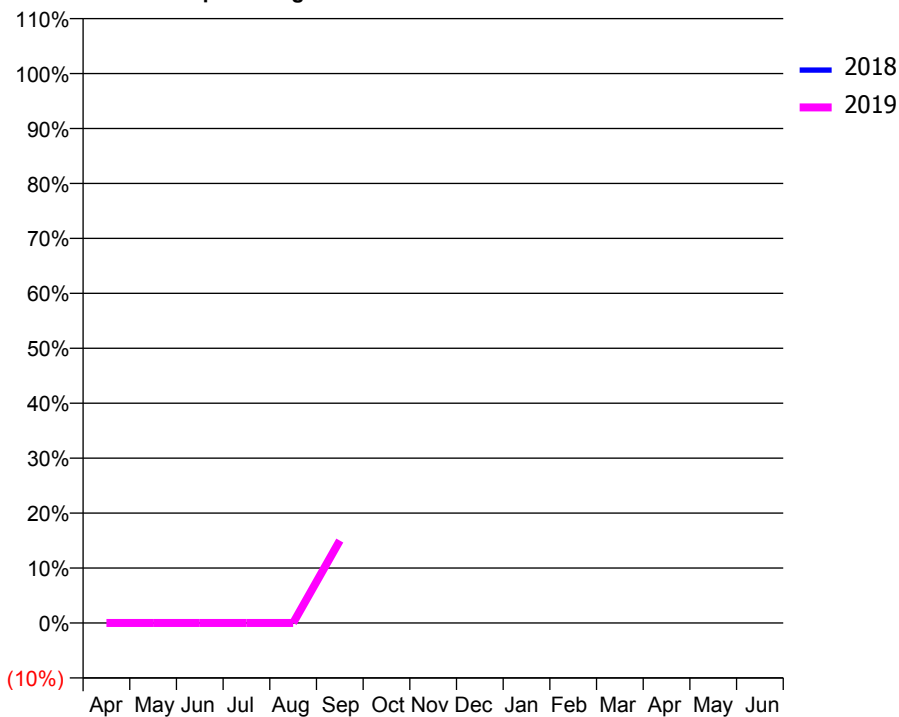
ACCESS*

Patients seen in 24 months	Total	Change since previous quarter
Quarter ending September 2017	0	
Quarter ending December 2017	0	
Quarter ending March 2018	0	
Quarter ending June 2018	0	
Quarter ending September 2018	675	↑
Variance since September 2017	N/A	



ACTIVITY

Cumulative percentage of contracted UDA delivered 2018 & 2019



Month	Adjusted Scheduled Activity (UDA)	
	2018	2019
April	0	0
May	0	0
June	0	0
July	0	0
August	0	1
September	0	1,385
October	0	
November	0	
December	0	
January	0	
February	0	
March	0	
April	0	
May	0	
June	0	

QUALITY

	Quantity	Base Number	Contract	AT	Region	England
% of FP17s for the same patient ID Re-attending within 3 months - Children	4	126	3.2%	9.9%	11.5%	11.6%
% of FP17s for the same patient ID Re-attending within 3 months - Adults	21	491	4.3%	15.6%	16.5%	15.5%
% of FP17s for the same patient ID Re-attending between 3 & 9 months - Children	0	126	0.0%	48.4%	48.5%	58.8%
% of FP17s for the same patient ID Re-attending between 3 & 9 months - Adults	0	491	0.0%	38.4%	39.1%	51.1%
% of FP17s for Band 1 Urgent Courses	110	617	17.8%	11.0%	10.6%	9.0%
% of FP17s Relating to Free Repair or Replacements	0	617	0.0%	0.5%	0.5%	0.8%
% of FP17s Relating to Continuations	1	617	0.2%	0.5%	0.7%	0.9%
% of Patients satisfied with the dentistry they have received	0	0	N/A	89.0%	90.5%	93.3%
% of Patients satisfied with the time they had to wait for an appointment	0	0	N/A	85.3%	85.1%	88.9%

* This is based on patients treated on this contract for their most recent course of treatment. Figures in italics indicate the base number of FP17s or Patient Questionnaire responses are less than 100. N/A is shown where the base number of responses is less than 10 during the period. % is calculated as Quantity/Base number*100

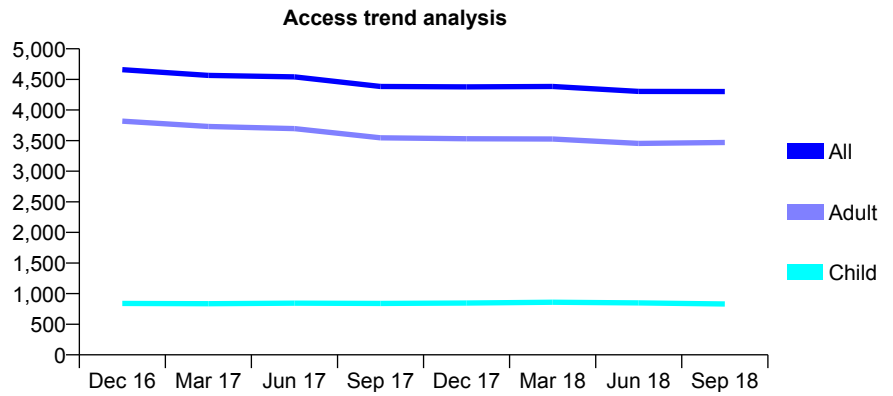
Q62 - Vital Signs At a Glance Contract Report for 101362/0034 - September 2018

Name or company name	Rodericks Dental Limited
Contract type name	GDS Contract
Purpose of contract	General
Contract start date	01/09/2010
Contract end date	

18/19 Contracted general activity (UDA)	14,797
Carry forward general activity (UDA)	0
18/19 Contracted orthodontic activity (UOA)	0
Carry forward orthodontic activity (UOA)	0
Baseline contract value	£414,423.11

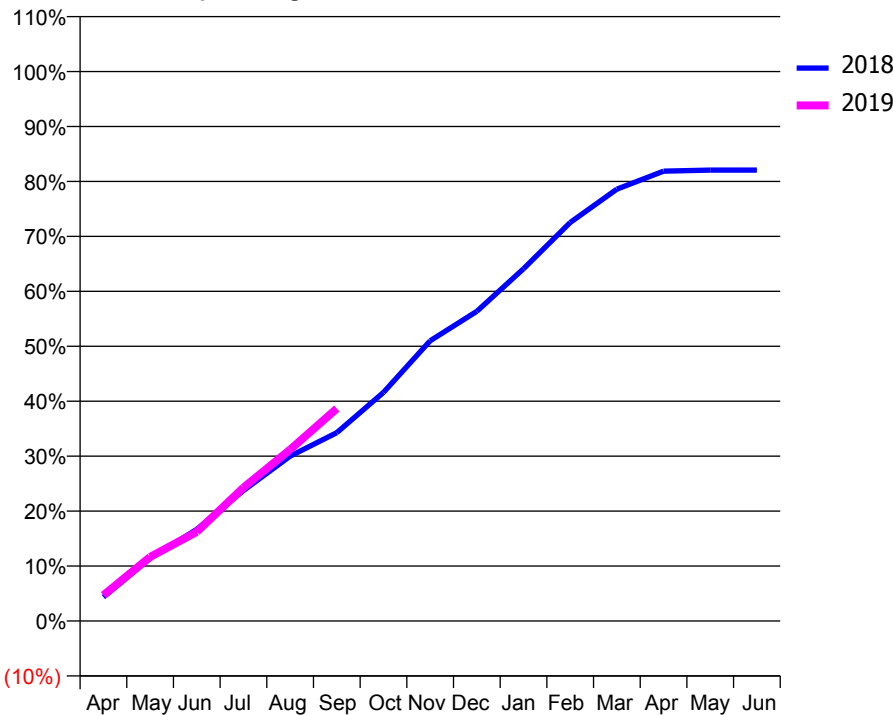
ACCESS*

Patients seen in 24 months	Total	Change since previous quarter
Quarter ending September 2017	4,385	
Quarter ending December 2017	4,377	→
Quarter ending March 2018	4,385	→
Quarter ending June 2018	4,303	↓
Quarter ending September 2018	4,302	→
Variance since September 2017	(1.9%)	↓



ACTIVITY

Cumulative percentage of contracted UDA delivered 2018 & 2019



Month	Adjusted Scheduled Activity (UDA)	
	2018	2019
April	645	694
May	1,691	1,724
June	2,468	2,400
July	3,514	3,593
August	4,442	4,617
September	5,071	5,722
October	6,156	
November	7,547	
December	8,338	
January	9,486	
February	10,731	
March	11,628	
April	12,113	
May	12,141	
June	12,141	

QUALITY

	Quantity	Base Number	Contract	AT	Region	England
% of FP17s for the same patient ID Re-attending within 3 months - Children	39	594	6.6%	9.9%	11.5%	11.6%
% of FP17s for the same patient ID Re-attending within 3 months - Adults	245	2,009	12.2%	15.6%	16.5%	15.5%
% of FP17s for the same patient ID Re-attending between 3 & 9 months - Children	334	594	56.2%	48.4%	48.5%	58.8%
% of FP17s for the same patient ID Re-attending between 3 & 9 months - Adults	889	2,009	44.3%	38.4%	39.1%	51.1%
% of FP17s for Band 1 Urgent Courses	240	2,388	10.1%	11.0%	10.6%	9.0%
% of FP17s Relating to Free Repair or Replacements	18	2,388	0.8%	0.5%	0.5%	0.8%
% of FP17s Relating to Continuations	10	2,388	0.4%	0.5%	0.7%	0.9%
% of Patients satisfied with the dentistry they have received	0	0	N/A	89.0%	90.5%	93.3%
% of Patients satisfied with the time they had to wait for an appointment	0	0	N/A	85.3%	85.1%	88.9%

* This is based on patients treated on this contract for their most recent course of treatment. Figures in italics indicate the base number of FP17s or Patient Questionnaire responses are less than 100. N/A is shown where the base number of responses is less than 10 during the period. % is calculated as Quantity/Base number*100

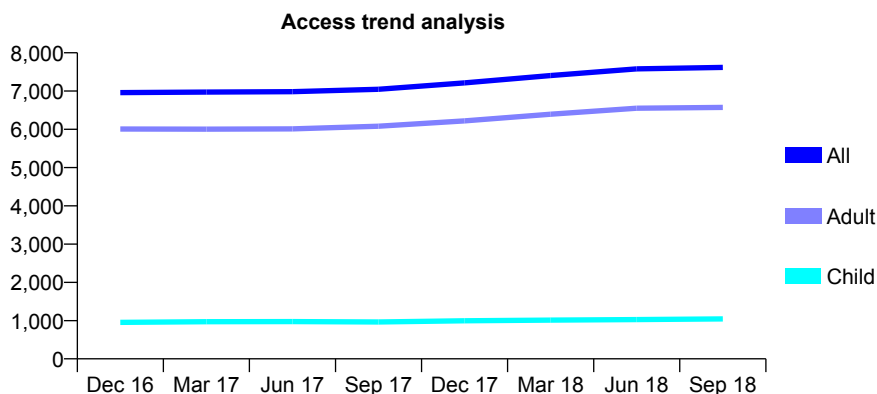
Q62 - Vital Signs At a Glance Contract Report for 101362/0058 - September 2018

Name or company name	Rodericks Dental Limited
Contract type name	GDS Contract
Purpose of contract	General
Contract start date	01/04/2014
Contract end date	

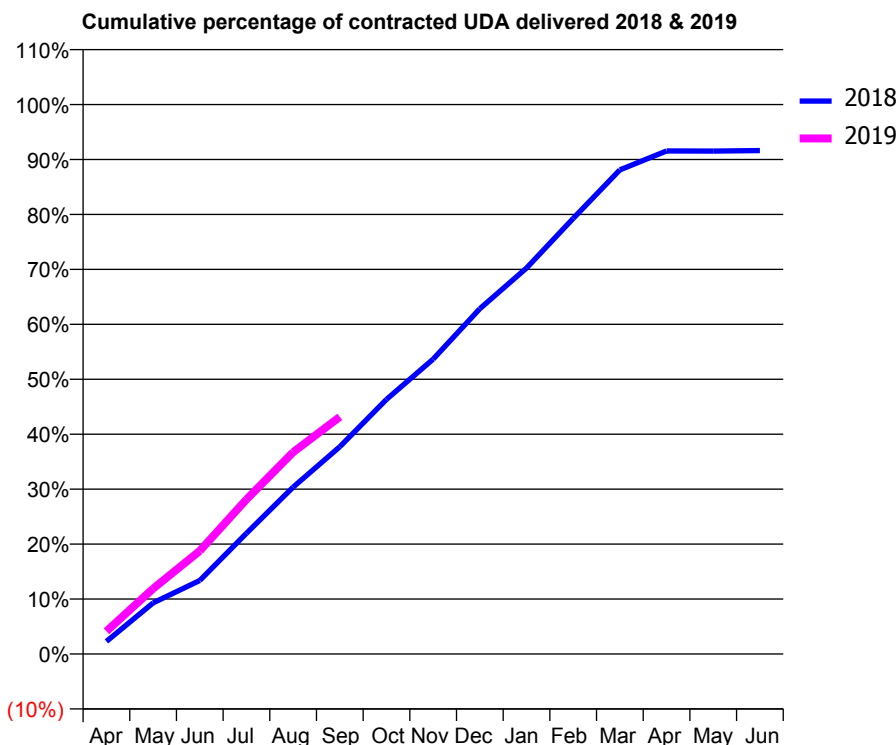
18/19 Contracted general activity (UDA)	22,598
Carry forward general activity (UDA)	0
18/19 Contracted orthodontic activity (UOA)	0
Carry forward orthodontic activity (UOA)	0
Baseline contract value	£563,785.88

ACCESS*

Patients seen in 24 months	Total	Change since previous quarter
Quarter ending September 2017	7,045	
Quarter ending December 2017	7,214	↑
Quarter ending March 2018	7,406	↑
Quarter ending June 2018	7,579	↑
Quarter ending September 2018	7,618	→
Variance since September 2017	8.1%	↑



ACTIVITY



Adjusted Scheduled Activity (UDA)		
Month	2018	2019
April	519	936
May	2,104	2,688
June	3,024	4,244
July	4,963	6,360
August	6,862	8,300
September	8,523	9,753
October	10,474	
November	12,128	
December	14,201	
January	15,872	
February	17,914	
March	19,911	
April	20,689	
May	20,680	
June	20,703	

QUALITY

	Quantity	Base Number	Contract	AT	Region	England
% of FP17s for the same patient ID Re-attending within 3 months - Children	86	732	11.7%	9.9%	11.5%	11.6%
% of FP17s for the same patient ID Re-attending within 3 months - Adults	551	3,595	15.3%	15.6%	16.5%	15.5%
% of FP17s for the same patient ID Re-attending between 3 & 9 months - Children	353	732	48.2%	48.4%	48.5%	58.8%
% of FP17s for the same patient ID Re-attending between 3 & 9 months - Adults	1,197	3,595	33.3%	38.4%	39.1%	51.1%
% of FP17s for Band 1 Urgent Courses	504	4,015	12.6%	11.0%	10.6%	9.0%
% of FP17s Relating to Free Repair or Replacements	51	4,015	1.3%	0.5%	0.5%	0.8%
% of FP17s Relating to Continuations	18	4,015	0.4%	0.5%	0.7%	0.9%
% of Patients satisfied with the dentistry they have received	1	2	N/A	89.0%	90.5%	93.3%
% of Patients satisfied with the time they had to wait for an appointment	2	2	N/A	85.3%	85.1%	88.9%

* This is based on patients treated on this contract for their most recent course of treatment. Figures in italics indicate the base number of FP17s or Patient Questionnaire responses are less than 100. N/A is shown where the base number of responses is less than 10 during the period. % is calculated as Quantity/Base number*100

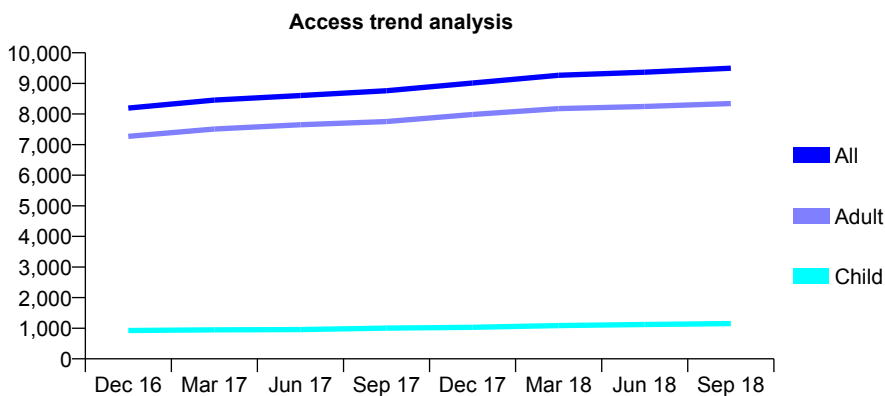
Q62 - Vital Signs At a Glance Contract Report for 101362/0059 - September 2018

Name or company name	Rodericks Dental Limited
Contract type name	GDS Contract
Purpose of contract	General
Contract start date	01/04/2014
Contract end date	

18/19 Contracted general activity (UDA)	22,570
Carry forward general activity (UDA)	0
18/19 Contracted orthodontic activity (UOA)	0
Carry forward orthodontic activity (UOA)	0
Baseline contract value	£538,605.27

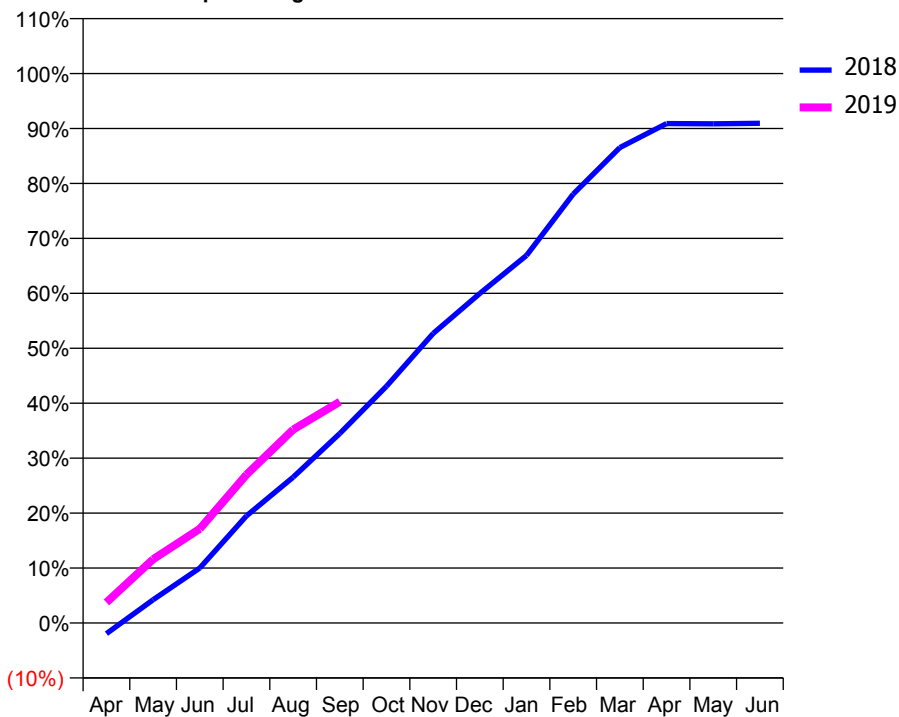
ACCESS*

Patients seen in 24 months	Total	Change since previous quarter
Quarter ending September 2017	8,759	
Quarter ending December 2017	9,015	↑
Quarter ending March 2018	9,264	↑
Quarter ending June 2018	9,366	→
Quarter ending September 2018	9,495	→
Variance since September 2017	8.4%	↑



ACTIVITY

Cumulative percentage of contracted UDA delivered 2018 & 2019



Adjusted Scheduled Activity (UDA)

Month	2018	2019
April	-442	849
May	957	2,620
June	2,260	3,867
July	4,402	6,093
August	5,991	7,944
September	7,787	9,091
October	9,727	
November	11,893	
December	13,535	
January	15,098	
February	17,617	
March	19,527	
April	20,514	
May	20,502	
June	20,523	

QUALITY

	Quantity	Base Number	Contract	AT	Region	England
% of FP17s for the same patient ID Re-attending within 3 months - Children	95	803	11.8%	9.9%	11.5%	11.6%
% of FP17s for the same patient ID Re-attending within 3 months - Adults	452	4,282	10.6%	15.6%	16.5%	15.5%
% of FP17s for the same patient ID Re-attending between 3 & 9 months - Children	405	803	50.4%	48.4%	48.5%	58.8%
% of FP17s for the same patient ID Re-attending between 3 & 9 months - Adults	1,710	4,282	39.9%	38.4%	39.1%	51.1%
% of FP17s for Band 1 Urgent Courses	367	4,282	8.6%	11.0%	10.6%	9.0%
% of FP17s Relating to Free Repair or Replacements	32	4,282	0.7%	0.5%	0.5%	0.8%
% of FP17s Relating to Continuations	26	4,282	0.6%	0.5%	0.7%	0.9%
% of Patients satisfied with the dentistry they have received	4	5	N/A	89.0%	90.5%	93.3%
% of Patients satisfied with the time they had to wait for an appointment	5	5	N/A	85.3%	85.1%	88.9%

* This is based on patients treated on this contract for their most recent course of treatment. Figures in italics indicate the base number of FP17s or Patient Questionnaire responses are less than 100. N/A is shown where the base number of responses is less than 10 during the period. % is calculated as Quantity/Base number*100

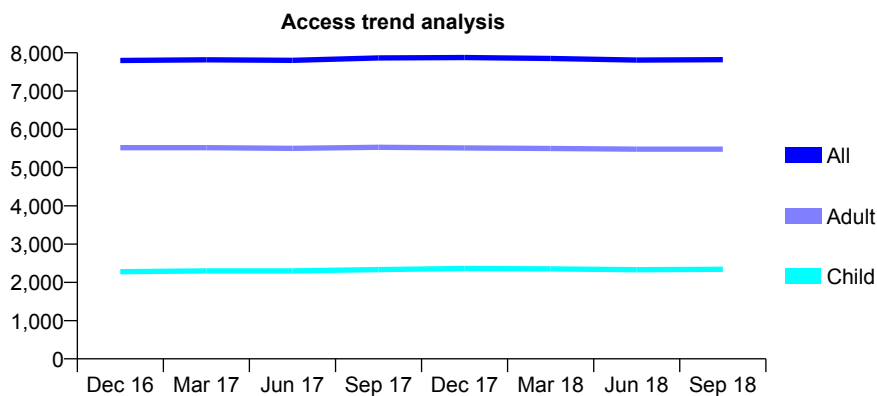
Q62 - Vital Signs At a Glance Contract Report for 101370/0045 - September 2018

Name or company name	Petrie Tucker & Partners Ltd
Contract type name	GDS Contract
Purpose of contract	General and Orthodontic
Contract start date	01/04/2006
Contract end date	

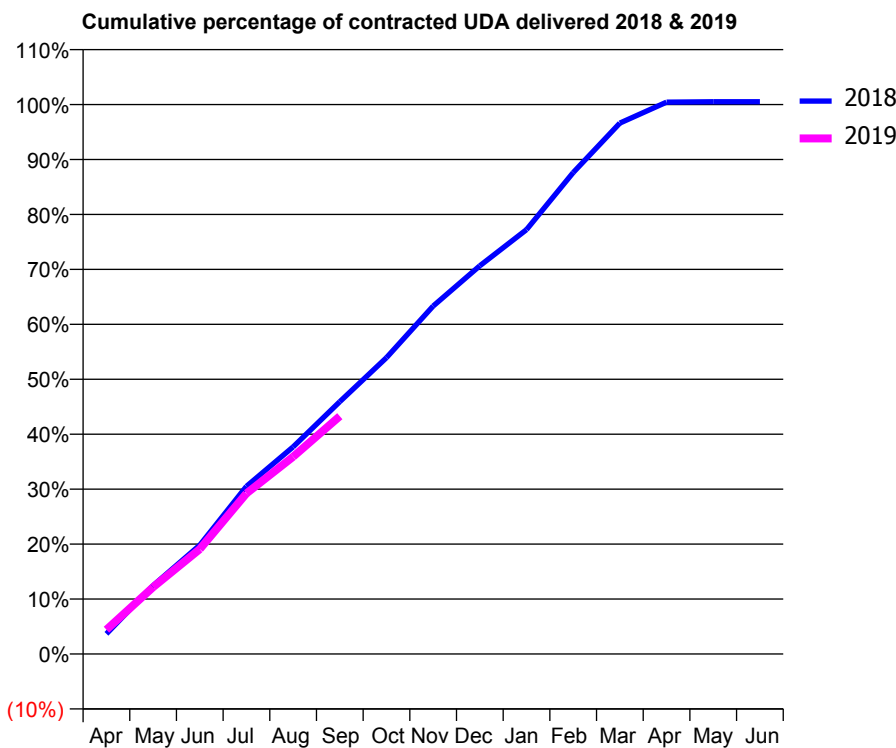
18/19 Contracted general activity (UDA)	19,022
Carry forward general activity (UDA)	0
18/19 Contracted orthodontic activity (UOA)	1,598
Carry forward orthodontic activity (UOA)	0
Baseline contract value	£679,284.54

ACCESS*

Patients seen in 24 months	Total	Change since previous quarter
Quarter ending September 2017	7,866	
Quarter ending December 2017	7,875	→
Quarter ending March 2018	7,851	→
Quarter ending June 2018	7,811	→
Quarter ending September 2018	7,821	→
Variance since September 2017	(0.6%)	→



ACTIVITY



Month	Adjusted Scheduled Activity (UDA)	
	2018	2019
April	699	841
May	2,370	2,315
June	3,770	3,632
July	5,807	5,559
August	7,173	6,828
September	8,734	8,233
October	10,257	
November	12,043	
December	13,442	
January	14,693	
February	16,667	
March	18,380	
April	19,104	
May	19,117	
June	19,118	

QUALITY

	Quantity	Base Number	Contract	AT	Region	England
% of FP17s for the same patient ID Re-attending within 3 months - Children	68	1,378	4.9%	9.9%	11.5%	11.6%
% of FP17s for the same patient ID Re-attending within 3 months - Adults	186	2,525	7.4%	15.6%	16.5%	15.5%
% of FP17s for the same patient ID Re-attending between 3 & 9 months - Children	575	1,378	41.7%	48.4%	48.5%	58.8%
% of FP17s for the same patient ID Re-attending between 3 & 9 months - Adults	938	2,525	37.1%	38.4%	39.1%	51.1%
% of FP17s for Band 1 Urgent Courses	150	3,600	4.2%	11.0%	10.6%	9.0%
% of FP17s Relating to Free Repair or Replacements	6	3,600	0.2%	0.5%	0.5%	0.8%
% of FP17s Relating to Continuations	31	3,600	0.9%	0.5%	0.7%	0.9%
% of Patients satisfied with the dentistry they have received	1	1	N/A	89.0%	90.5%	93.3%
% of Patients satisfied with the time they had to wait for an appointment	0	1	N/A	85.3%	85.1%	88.9%

* This is based on patients treated on this contract for their most recent course of treatment. Figures in italics indicate the base number of FP17s or Patient Questionnaire responses are less than 100. N/A is shown where the base number of responses is less than 10 during the period. % is calculated as Quantity/Base number*100

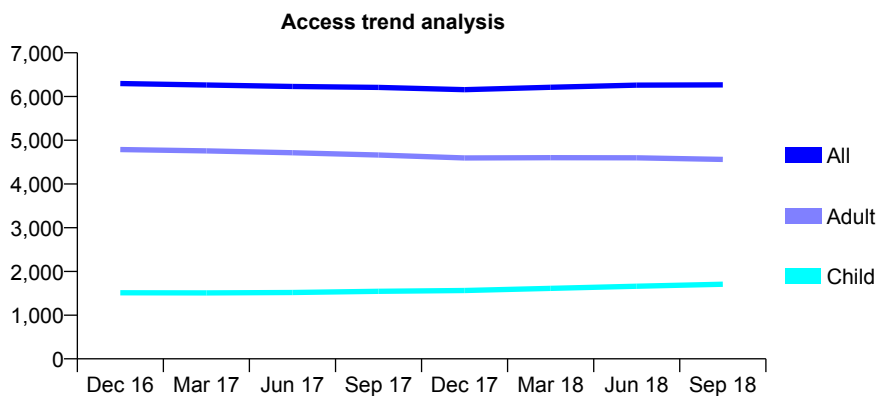
Q62 - Vital Signs At a Glance Contract Report for 101370/0099 - September 2018

Name or company name	Petrie Tucker & Partners Ltd
Contract type name	GDS Contract
Purpose of contract	General
Contract start date	01/04/2007
Contract end date	

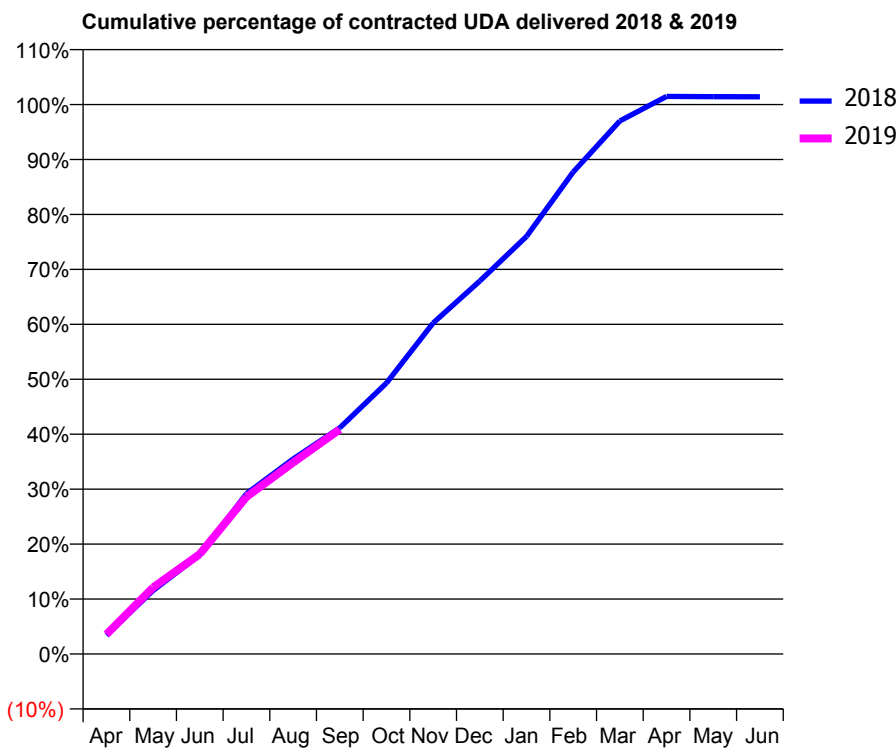
18/19 Contracted general activity (UDA)	14,313
Carry forward general activity (UDA)	-201
18/19 Contracted orthodontic activity (UOA)	0
Carry forward orthodontic activity (UOA)	0
Baseline contract value	£402,787.25

ACCESS*

Patients seen in 24 months	Total	Change since previous quarter
Quarter ending September 2017	6,208	
Quarter ending December 2017	6,158	→
Quarter ending March 2018	6,213	→
Quarter ending June 2018	6,259	→
Quarter ending September 2018	6,266	→
Variance since September 2017	0.9%	→



ACTIVITY



Month	Adjusted Scheduled Activity (UDA)	
	2018	2019
April	487	512
May	1,656	1,734
June	2,583	2,602
July	4,176	4,093
August	5,079	4,986
September	5,892	5,851
October	7,059	
November	8,623	
December	9,716	
January	10,877	
February	12,555	
March	13,884	
April	14,522	
May	14,516	
June	14,514	

QUALITY

	Quantity	Base Number	Contract	AT	Region	England
% of FP17s for the same patient ID Re-attending within 3 months - Children	14	832	1.7%	9.9%	11.5%	11.6%
% of FP17s for the same patient ID Re-attending within 3 months - Adults	81	1,853	4.4%	15.6%	16.5%	15.5%
% of FP17s for the same patient ID Re-attending between 3 & 9 months - Children	271	832	32.6%	48.4%	48.5%	58.8%
% of FP17s for the same patient ID Re-attending between 3 & 9 months - Adults	548	1,853	29.6%	38.4%	39.1%	51.1%
% of FP17s for Band 1 Urgent Courses	154	2,473	6.2%	11.0%	10.6%	9.0%
% of FP17s Relating to Free Repair or Replacements	15	2,473	0.6%	0.5%	0.5%	0.8%
% of FP17s Relating to Continuations	6	2,473	0.2%	0.5%	0.7%	0.9%
% of Patients satisfied with the dentistry they have received	2	4	N/A	89.0%	90.5%	93.3%
% of Patients satisfied with the time they had to wait for an appointment	4	4	N/A	85.3%	85.1%	88.9%

* This is based on patients treated on this contract for their most recent course of treatment. Figures in italics indicate the base number of FP17s or Patient Questionnaire responses are less than 100. N/A is shown where the base number of responses is less than 10 during the period. % is calculated as Quantity/Base number*100

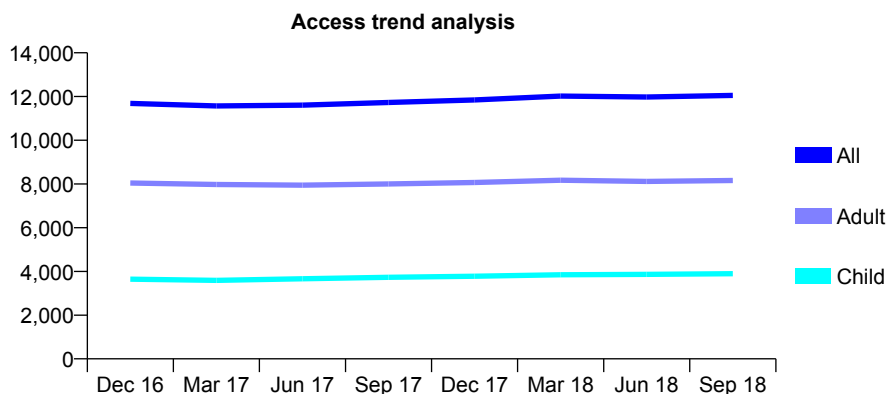
Q62 - Vital Signs At a Glance Contract Report for 101370/0100 - September 2018

Name or company name	Petrie Tucker & Partners Ltd
Contract type name	GDS Contract
Purpose of contract	General
Contract start date	01/04/2007
Contract end date	

18/19 Contracted general activity (UDA)	30,378
Carry forward general activity (UDA)	424
18/19 Contracted orthodontic activity (UOA)	0
Carry forward orthodontic activity (UOA)	0
Baseline contract value	£756,468.93

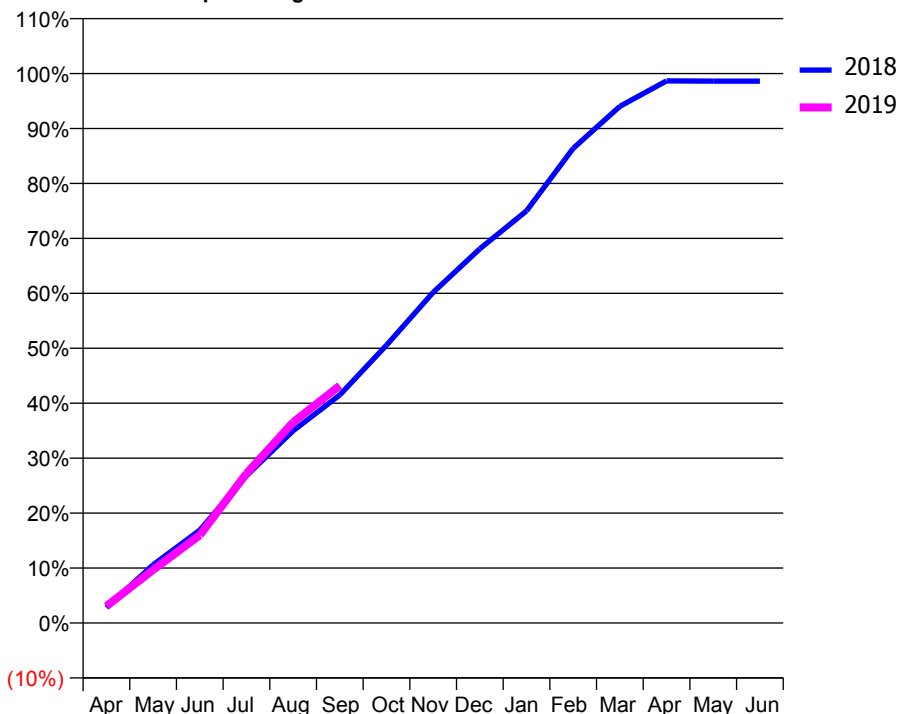
ACCESS*

Patients seen in 24 months	Total	Change since previous quarter
Quarter ending September 2017	11,730	
Quarter ending December 2017	11,845	→
Quarter ending March 2018	12,018	→
Quarter ending June 2018	11,980	→
Quarter ending September 2018	12,051	→
Variance since September 2017	2.7%	↑



ACTIVITY

Cumulative percentage of contracted UDA delivered 2018 & 2019



Month	Adjusted Scheduled Activity (UDA)	
	2018	2019
April	854	930
May	3,215	2,938
June	5,134	4,852
July	8,143	8,264
August	10,628	11,098
September	12,610	13,123
October	15,359	
November	18,279	
December	20,693	
January	22,785	
February	26,241	
March	28,561	
April	29,969	
May	29,955	
June	29,954	

QUALITY

	Quantity	Base Number	Contract	AT	Region	England
% of FP17s for the same patient ID Re-attending within 3 months - Children	115	2,287	5.0%	9.9%	11.5%	11.6%
% of FP17s for the same patient ID Re-attending within 3 months - Adults	318	3,779	8.4%	15.6%	16.5%	15.5%
% of FP17s for the same patient ID Re-attending between 3 & 9 months - Children	968	2,287	42.3%	48.4%	48.5%	58.8%
% of FP17s for the same patient ID Re-attending between 3 & 9 months - Adults	1,369	3,779	36.2%	38.4%	39.1%	51.1%
% of FP17s for Band 1 Urgent Courses	159	5,498	2.9%	11.0%	10.6%	9.0%
% of FP17s Relating to Free Repair or Replacements	16	5,498	0.3%	0.5%	0.5%	0.8%
% of FP17s Relating to Continuations	74	5,498	1.3%	0.5%	0.7%	0.9%
% of Patients satisfied with the dentistry they have received	2	2	N/A	89.0%	90.5%	93.3%
% of Patients satisfied with the time they had to wait for an appointment	1	2	N/A	85.3%	85.1%	88.9%

* This is based on patients treated on this contract for their most recent course of treatment. Figures in italics indicate the base number of FP17s or Patient Questionnaire responses are less than 100. N/A is shown where the base number of responses is less than 10 during the period. % is calculated as Quantity/Base number*100

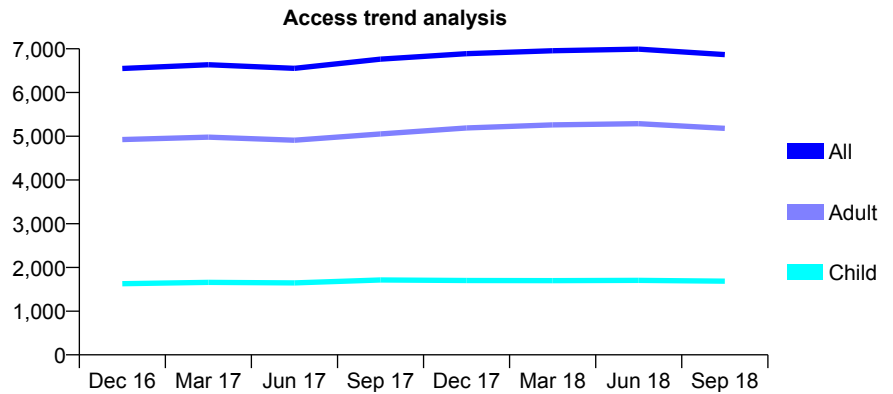
Q62 - Vital Signs At a Glance Contract Report for 101435/0013 - September 2018

Name or company name	IDH Limited
Contract type name	GDS Contract
Purpose of contract	General
Contract start date	01/04/2006
Contract end date	

18/19 Contracted general activity (UDA)	21,930
Carry forward general activity (UDA)	0
18/19 Contracted orthodontic activity (UOA)	0
Carry forward orthodontic activity (UOA)	0
Baseline contract value	£567,799.44

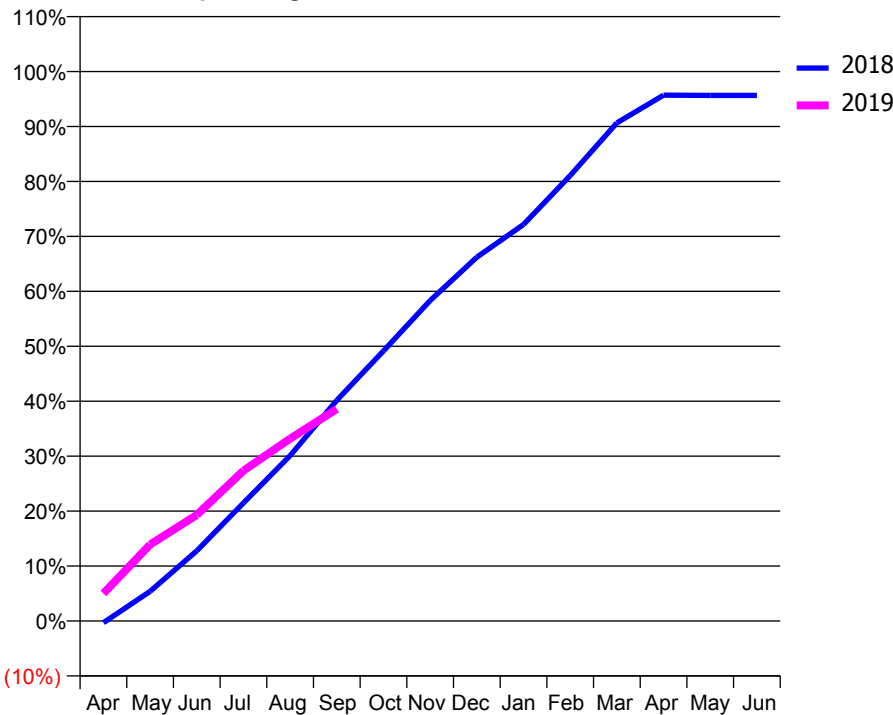
ACCESS*

Patients seen in 24 months	Total	Change since previous quarter
Quarter ending September 2017	6,765	
Quarter ending December 2017	6,890	→
Quarter ending March 2018	6,957	→
Quarter ending June 2018	6,992	→
Quarter ending September 2018	6,866	↓
Variance since September 2017	1.5%	→



ACTIVITY

Cumulative percentage of contracted UDA delivered 2018 & 2019



Month	Adjusted Scheduled Activity (UDA)	
	2018	2019
April	-70	1,097
May	1,184	3,051
June	2,802	4,234
July	4,714	6,002
August	6,600	7,275
September	8,810	8,466
October	10,780	
November	12,791	
December	14,520	
January	15,822	
February	17,776	
March	19,878	
April	20,986	
May	20,978	
June	20,975	

QUALITY

	Quantity	Base Number	Contract	AT	Region	England
% of FP17s for the same patient ID Re-attending within 3 months - Children	90	890	10.1%	9.9%	11.5%	11.6%
% of FP17s for the same patient ID Re-attending within 3 months - Adults	403	2,603	15.5%	15.6%	16.5%	15.5%
% of FP17s for the same patient ID Re-attending between 3 & 9 months - Children	372	890	41.8%	48.4%	48.5%	58.8%
% of FP17s for the same patient ID Re-attending between 3 & 9 months - Adults	902	2,603	34.7%	38.4%	39.1%	51.1%
% of FP17s for Band 1 Urgent Courses	364	3,200	11.4%	11.0%	10.6%	9.0%
% of FP17s Relating to Free Repair or Replacements	8	3,200	0.3%	0.5%	0.5%	0.8%
% of FP17s Relating to Continuations	46	3,200	1.4%	0.5%	0.7%	0.9%
% of Patients satisfied with the dentistry they have received	4	4	N/A	89.0%	90.5%	93.3%
% of Patients satisfied with the time they had to wait for an appointment	3	4	N/A	85.3%	85.1%	88.9%

* This is based on patients treated on this contract for their most recent course of treatment. Figures in italics indicate the base number of FP17s or Patient Questionnaire responses are less than 100. N/A is shown where the base number of responses is less than 10 during the period. % is calculated as Quantity/Base number*100

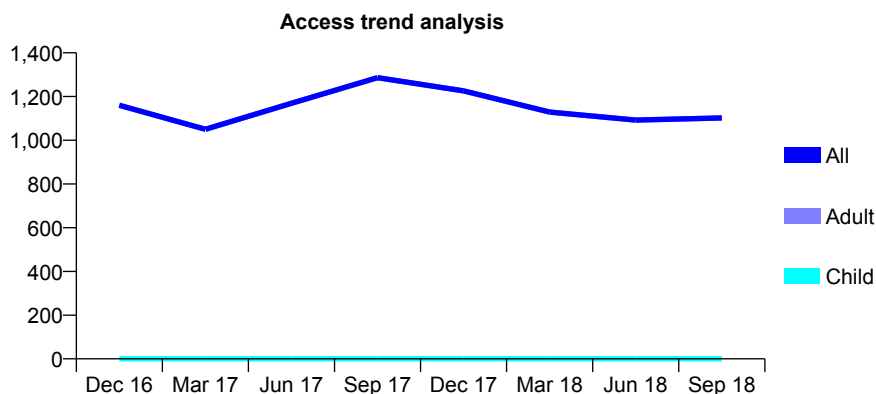
Q62 - Vital Signs At a Glance Contract Report for 102830/0001 - September 2018

Name or company name	Dr G Kataria
Contract type name	PDS Contract
Purpose of contract	General
Contract start date	01/04/2006
Contract end date	31/03/2019

18/19 Contracted general activity (UDA)	2,432
Carry forward general activity (UDA)	8
18/19 Contracted orthodontic activity (UOA)	0
Carry forward orthodontic activity (UOA)	0
Baseline contract value	£104,762.90

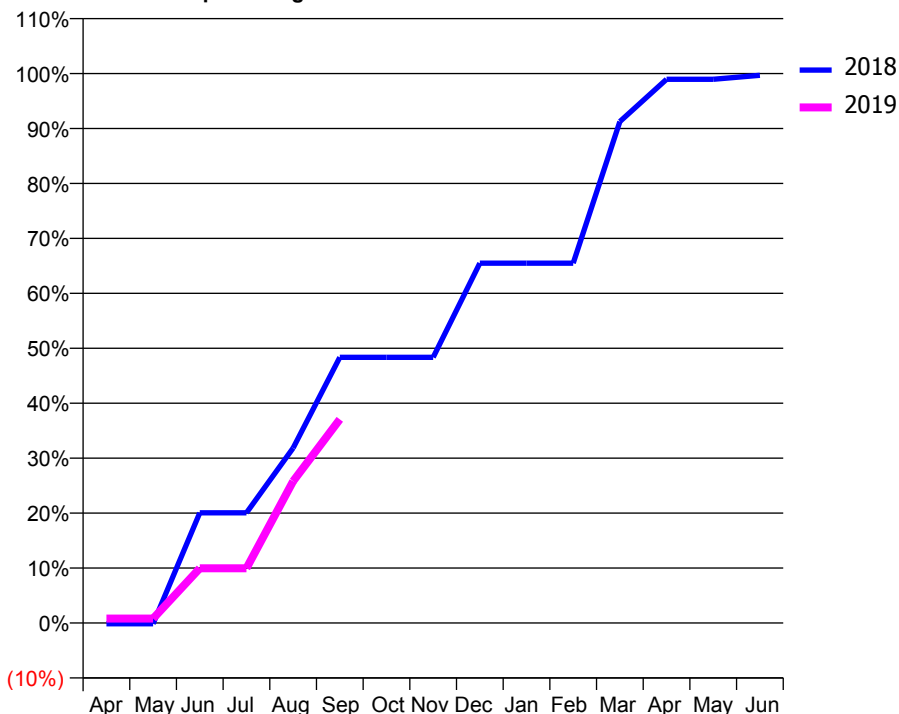
ACCESS*

Patients seen in 24 months	Total	Change since previous quarter
Quarter ending September 2017	1,286	
Quarter ending December 2017	1,226	↓
Quarter ending March 2018	1,129	↓
Quarter ending June 2018	1,092	↓
Quarter ending September 2018	1,102	→
Variance since September 2017	(14.3%)	↓



ACTIVITY

Cumulative percentage of contracted UDA delivered 2018 & 2019



Month	Adjusted Scheduled Activity (UDA)	
	2018	2019
April	-4	20
May	-4	20
June	488	242
July	488	242
August	775	627
September	1,176	902
October	1,176	
November	1,176	
December	1,593	
January	1,593	
February	1,593	
March	2,219	
April	2,406	
May	2,406	
June	2,424	

QUALITY

	Quantity	Base Number	Contract	AT	Region	England
% of FP17s for the same patient ID Re-attending within 3 months - Children	0	0	N/A	9.9%	11.5%	11.6%
% of FP17s for the same patient ID Re-attending within 3 months - Adults	55	485	11.3%	15.6%	16.5%	15.5%
% of FP17s for the same patient ID Re-attending between 3 & 9 months - Children	0	0	N/A	48.4%	48.5%	58.8%
% of FP17s for the same patient ID Re-attending between 3 & 9 months - Adults	156	485	32.2%	38.4%	39.1%	51.1%
% of FP17s for Band 1 Urgent Courses	28	403	6.9%	11.0%	10.6%	9.0%
% of FP17s Relating to Free Repair or Replacements	0	403	0.0%	0.5%	0.5%	0.8%
% of FP17s Relating to Continuations	0	403	0.0%	0.5%	0.7%	0.9%
% of Patients satisfied with the dentistry they have received	0	0	N/A	89.0%	90.5%	93.3%
% of Patients satisfied with the time they had to wait for an appointment	0	0	N/A	85.3%	85.1%	88.9%

* This is based on patients treated on this contract for their most recent course of treatment. Figures in italics indicate the base number of FP17s or Patient Questionnaire responses are less than 100. N/A is shown where the base number of responses is less than 10 during the period. % is calculated as Quantity/Base number*100

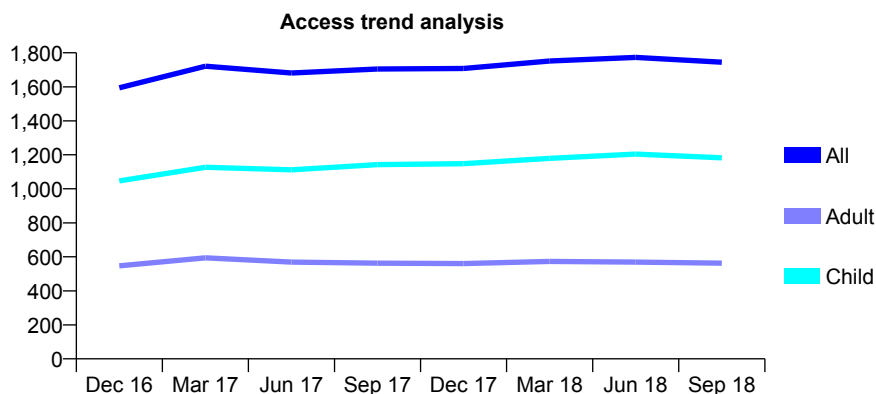
Q62 - Vital Signs At a Glance Contract Report for 106240/0001 - September 2018

Name or company name	Dr T Tikam & Dr S Ramchandani
Contract type name	GDS Contract
Purpose of contract	General
Contract start date	01/04/2015
Contract end date	

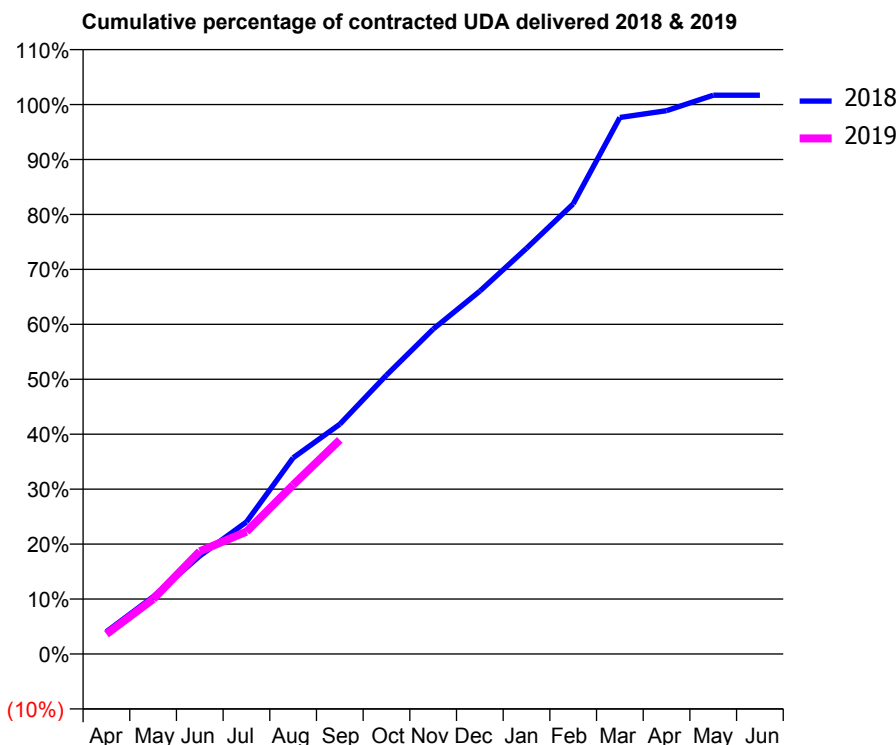
18/19 Contracted general activity (UDA)	3,739
Carry forward general activity (UDA)	-63
18/19 Contracted orthodontic activity (UOA)	0
Carry forward orthodontic activity (UOA)	0
Baseline contract value	£105,126.16

ACCESS*

Patients seen in 24 months	Total	Change since previous quarter
Quarter ending September 2017	1,705	
Quarter ending December 2017	1,708	→
Quarter ending March 2018	1,752	↑
Quarter ending June 2018	1,773	→
Quarter ending September 2018	1,745	↓
Variance since September 2017	2.3%	↑



ACTIVITY



Month	Adjusted Scheduled Activity (UDA)	
	2018	2019
April	152	136
May	389	373
June	667	699
July	899	832
August	1,335	1,151
September	1,564	1,456
October	1,898	
November	2,211	
December	2,470	
January	2,760	
February	3,063	
March	3,651	
April	3,697	
May	3,802	
June	3,802	

QUALITY

	Quantity	Base Number	Contract	AT	Region	England
% of FP17s for the same patient ID Re-attending within 3 months - Children	31	752	4.1%	9.9%	11.5%	11.6%
% of FP17s for the same patient ID Re-attending within 3 months - Adults	43	259	16.6%	15.6%	16.5%	15.5%
% of FP17s for the same patient ID Re-attending between 3 & 9 months - Children	455	752	60.5%	48.4%	48.5%	58.8%
% of FP17s for the same patient ID Re-attending between 3 & 9 months - Adults	130	259	50.2%	38.4%	39.1%	51.1%
% of FP17s for Band 1 Urgent Courses	32	938	3.4%	11.0%	10.6%	9.0%
% of FP17s Relating to Free Repair or Replacements	0	938	0.0%	0.5%	0.5%	0.8%
% of FP17s Relating to Continuations	0	938	0.0%	0.5%	0.7%	0.9%
% of Patients satisfied with the dentistry they have received	0	0	N/A	89.0%	90.5%	93.3%
% of Patients satisfied with the time they had to wait for an appointment	0	0	N/A	85.3%	85.1%	88.9%

* This is based on patients treated on this contract for their most recent course of treatment. Figures in italics indicate the base number of FP17s or Patient Questionnaire responses are less than 100. N/A is shown where the base number of responses is less than 10 during the period. % is calculated as Quantity/Base number*100

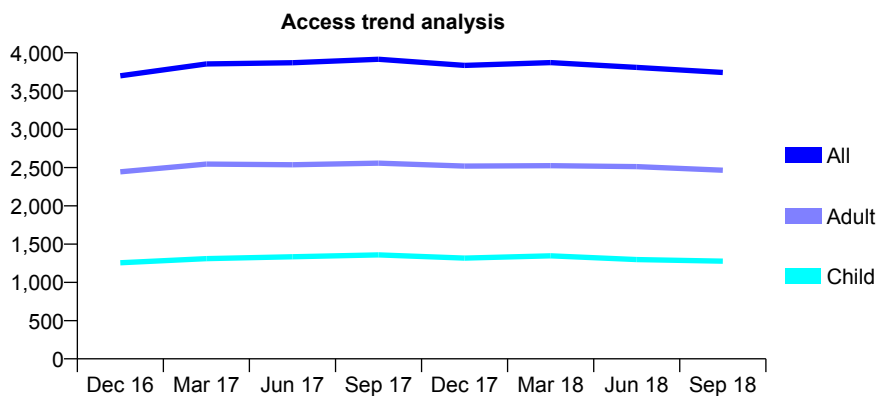
Q62 - Vital Signs At a Glance Contract Report for 107042/0001 - September 2018

Name or company name	Sudhir Thakerar & Partners
Contract type name	GDS Contract
Purpose of contract	General
Contract start date	01/08/2014
Contract end date	

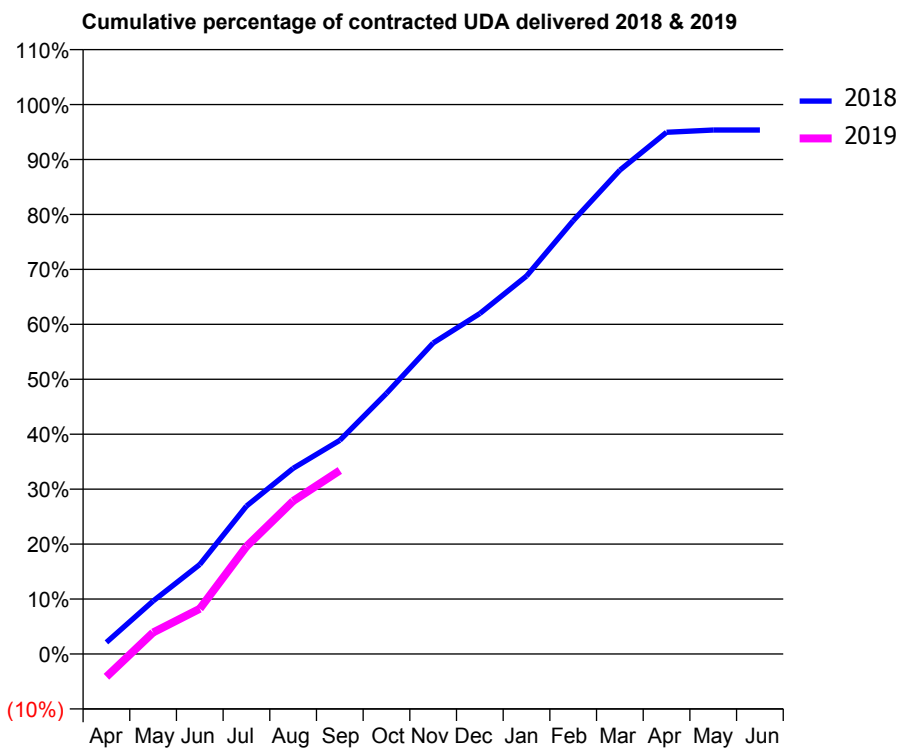
18/19 Contracted general activity (UDA)	10,073
Carry forward general activity (UDA)	468
18/19 Contracted orthodontic activity (UOA)	0
Carry forward orthodontic activity (UOA)	0
Baseline contract value	£282,794.37

ACCESS*

Patients seen in 24 months	Total	Change since previous quarter
Quarter ending September 2017	3,916	
Quarter ending December 2017	3,836	↓
Quarter ending March 2018	3,872	→
Quarter ending June 2018	3,810	↓
Quarter ending September 2018	3,743	↓
Variance since September 2017	(4.4%)	↓



ACTIVITY



Month	Adjusted Scheduled Activity (UDA)	
	2018	2019
April	213	-419
May	972	394
June	1,640	831
July	2,713	1,972
August	3,403	2,806
September	3,916	3,365
October	4,778	
November	5,702	
December	6,242	
January	6,928	
February	7,944	
March	8,870	
April	9,563	
May	9,605	
June	9,605	

QUALITY

	Quantity	Base Number	Contract	AT	Region	England
% of FP17s for the same patient ID Re-attending within 3 months - Children	81	704	11.5%	9.9%	11.5%	11.6%
% of FP17s for the same patient ID Re-attending within 3 months - Adults	272	1,396	19.5%	15.6%	16.5%	15.5%
% of FP17s for the same patient ID Re-attending between 3 & 9 months - Children	288	704	40.9%	48.4%	48.5%	58.8%
% of FP17s for the same patient ID Re-attending between 3 & 9 months - Adults	521	1,396	37.3%	38.4%	39.1%	51.1%
% of FP17s for Band 1 Urgent Courses	322	1,835	17.5%	11.0%	10.6%	9.0%
% of FP17s Relating to Free Repair or Replacements	10	1,835	0.5%	0.5%	0.5%	0.8%
% of FP17s Relating to Continuations	23	1,835	1.3%	0.5%	0.7%	0.9%
% of Patients satisfied with the dentistry they have received	0	0	N/A	89.0%	90.5%	93.3%
% of Patients satisfied with the time they had to wait for an appointment	0	0	N/A	85.3%	85.1%	88.9%

* This is based on patients treated on this contract for their most recent course of treatment. Figures in italics indicate the base number of FP17s or Patient Questionnaire responses are less than 100. N/A is shown where the base number of responses is less than 10 during the period. % is calculated as Quantity/Base number*100

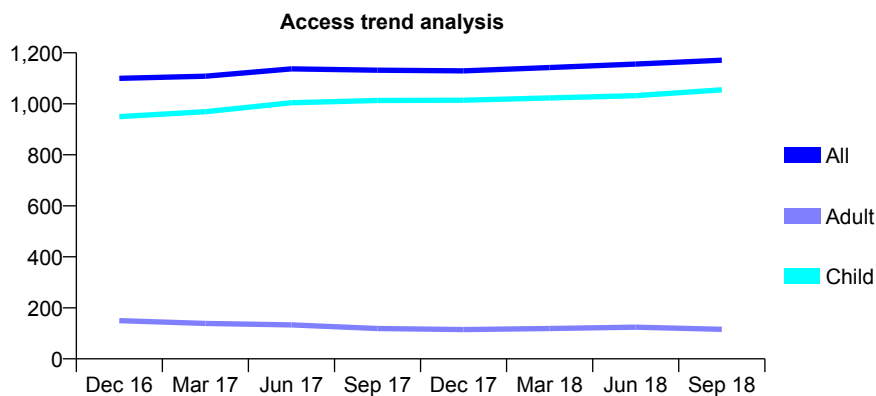
Q62 - Vital Signs At a Glance Contract Report for 107565/0001 - September 2018

Name or company name	Mrs UP Patel & Mrs N Patel
Contract type name	GDS Contract
Purpose of contract	General
Contract start date	01/04/2014
Contract end date	

18/19 Contracted general activity (UDA)	2,597
Carry forward general activity (UDA)	21
18/19 Contracted orthodontic activity (UOA)	0
Carry forward orthodontic activity (UOA)	0
Baseline contract value	£60,738.73

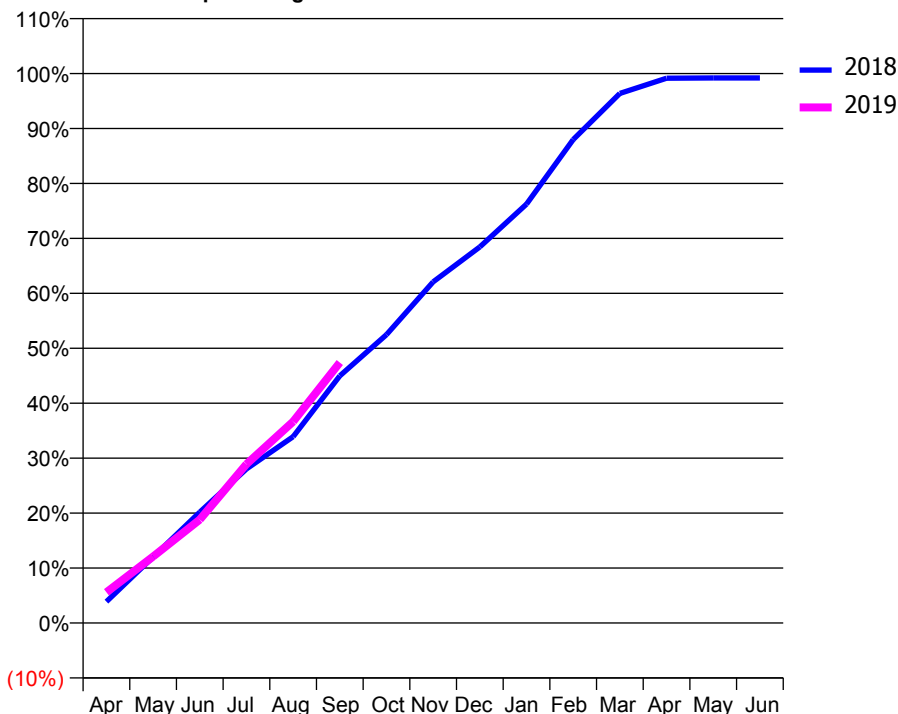
ACCESS*

Patients seen in 24 months	Total	Change since previous quarter
Quarter ending September 2017	1,132	
Quarter ending December 2017	1,129	→
Quarter ending March 2018	1,142	→
Quarter ending June 2018	1,156	→
Quarter ending September 2018	1,171	→
Variance since September 2017	3.4%	↑



ACTIVITY

Cumulative percentage of contracted UDA delivered 2018 & 2019



Adjusted Scheduled Activity (UDA)

Month	2018	2019
April	101	145
May	312	314
June	524	489
July	728	751
August	881	952
September	1,168	1,231
October	1,363	
November	1,612	
December	1,778	
January	1,980	
February	2,285	
March	2,503	
April	2,575	
May	2,576	
June	2,576	

QUALITY

	Quantity	Base Number	Contract	AT	Region	England
% of FP17s for the same patient ID Re-attending within 3 months - Children	147	914	16.1%	9.9%	11.5%	11.6%
% of FP17s for the same patient ID Re-attending within 3 months - Adults	5	35	14.3%	15.6%	16.5%	15.5%
% of FP17s for the same patient ID Re-attending between 3 & 9 months - Children	527	914	57.7%	48.4%	48.5%	58.8%
% of FP17s for the same patient ID Re-attending between 3 & 9 months - Adults	25	35	71.4%	38.4%	39.1%	51.1%
% of FP17s for Band 1 Urgent Courses	27	894	3.0%	11.0%	10.6%	9.0%
% of FP17s Relating to Free Repair or Replacements	2	894	0.2%	0.5%	0.5%	0.8%
% of FP17s Relating to Continuations	0	894	0.0%	0.5%	0.7%	0.9%
% of Patients satisfied with the dentistry they have received	0	0	N/A	89.0%	90.5%	93.3%
% of Patients satisfied with the time they had to wait for an appointment	0	0	N/A	85.3%	85.1%	88.9%

* This is based on patients treated on this contract for their most recent course of treatment. Figures in italics indicate the base number of FP17s or Patient Questionnaire responses are less than 100. N/A is shown where the base number of responses is less than 10 during the period. % is calculated as Quantity/Base number*100

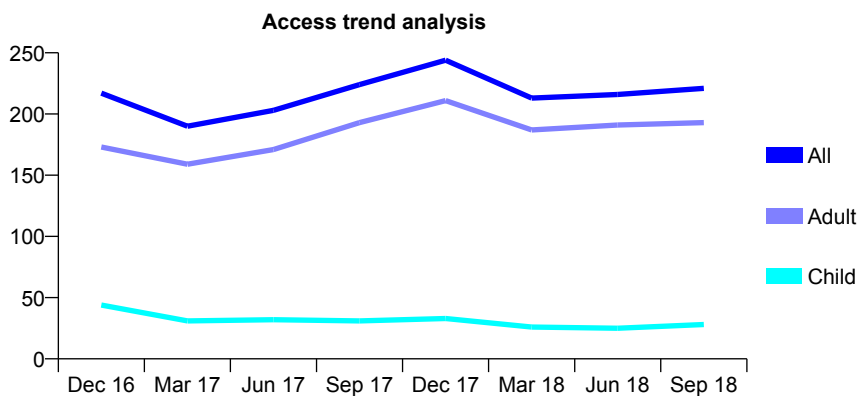
Q62 - Vital Signs At a Glance Contract Report for 108340/0001 - September 2018

Name or company name	Padayachee and Associates
Contract type name	GDS Contract
Purpose of contract	General
Contract start date	01/04/2011
Contract end date	

18/19 Contracted general activity (UDA)	655
Carry forward general activity (UDA)	23
18/19 Contracted orthodontic activity (UOA)	0
Carry forward orthodontic activity (UOA)	0
Baseline contract value	£15,501.23

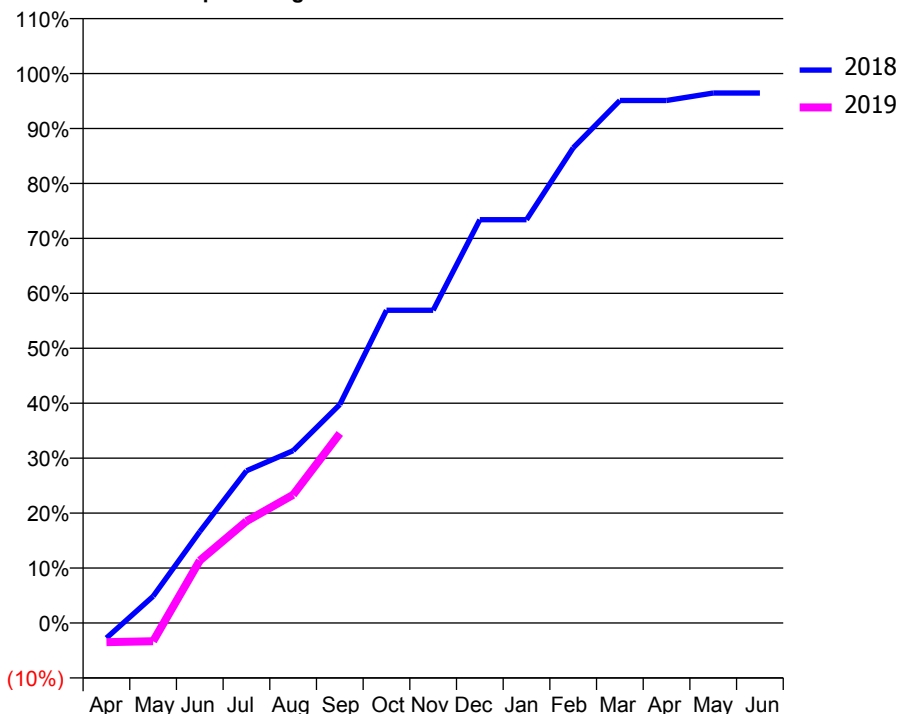
ACCESS*

Patients seen in 24 months	Total	Change since previous quarter
Quarter ending September 2017	224	
Quarter ending December 2017	244	↑
Quarter ending March 2018	213	↓
Quarter ending June 2018	216	→
Quarter ending September 2018	221	↑
Variance since September 2017	(1.3%)	↓



ACTIVITY

Cumulative percentage of contracted UDA delivered 2018 & 2019



Month	Adjusted Scheduled Activity (UDA)	
	2018	2019
April	-18	-23
May	32	-22
June	109	74
July	181	121
August	205	153
September	260	226
October	373	
November	373	
December	481	
January	481	
February	566	
March	623	
April	623	
May	632	
June	632	

QUALITY

	Quantity	Base Number	Contract	AT	Region	England
% of FP17s for the same patient ID Re-attending within 3 months - Children	0	18	0.0%	9.9%	11.5%	11.6%
% of FP17s for the same patient ID Re-attending within 3 months - Adults	6	113	5.3%	15.6%	16.5%	15.5%
% of FP17s for the same patient ID Re-attending between 3 & 9 months - Children	1	18	5.6%	48.4%	48.5%	58.8%
% of FP17s for the same patient ID Re-attending between 3 & 9 months - Adults	6	113	5.3%	38.4%	39.1%	51.1%
% of FP17s for Band 1 Urgent Courses	30	128	23.4%	11.0%	10.6%	9.0%
% of FP17s Relating to Free Repair or Replacements	0	128	0.0%	0.5%	0.5%	0.8%
% of FP17s Relating to Continuations	0	128	0.0%	0.5%	0.7%	0.9%
% of Patients satisfied with the dentistry they have received	1	1	N/A	89.0%	90.5%	93.3%
% of Patients satisfied with the time they had to wait for an appointment	1	1	N/A	85.3%	85.1%	88.9%

* This is based on patients treated on this contract for their most recent course of treatment. Figures in italics indicate the base number of FP17s or Patient Questionnaire responses are less than 100. N/A is shown where the base number of responses is less than 10 during the period. % is calculated as Quantity/Base number*100

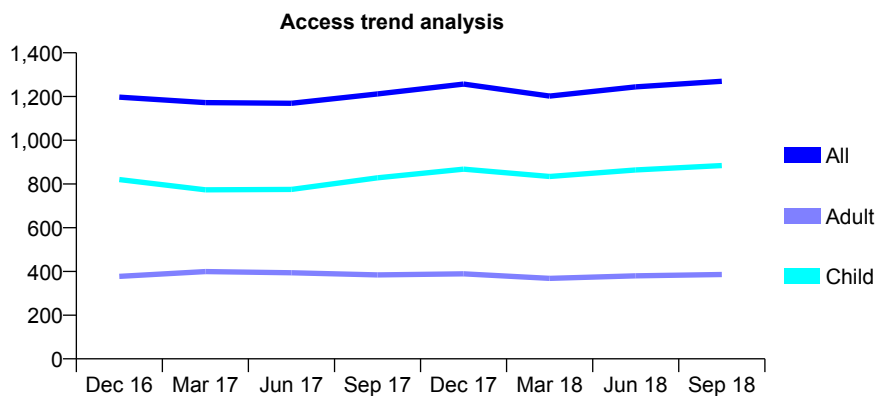
Q62 - Vital Signs At a Glance Contract Report for 108553/0001 - September 2018

Name or company name	MR MJ HUGHES & MISS K HUGHES
Contract type name	GDS Contract
Purpose of contract	General
Contract start date	01/09/2013
Contract end date	

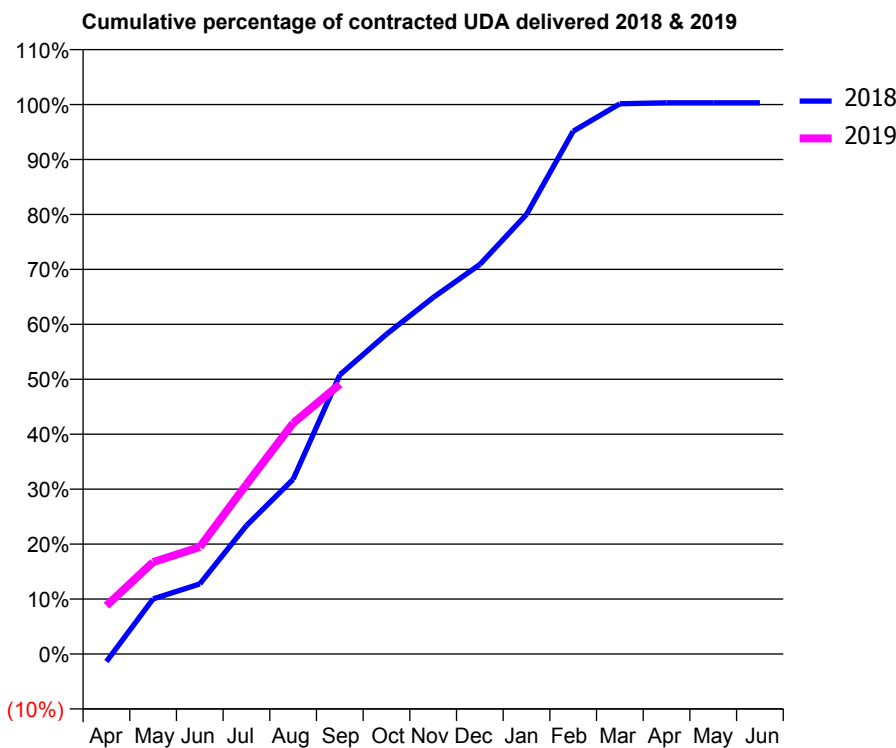
18/19 Contracted general activity (UDA)	2,507
Carry forward general activity (UDA)	-8
18/19 Contracted orthodontic activity (UOA)	0
Carry forward orthodontic activity (UOA)	0
Baseline contract value	£66,071.17

ACCESS*

Patients seen in 24 months	Total	Change since previous quarter
Quarter ending September 2017	1,212	
Quarter ending December 2017	1,257	↑
Quarter ending March 2018	1,202	↓
Quarter ending June 2018	1,244	↑
Quarter ending September 2018	1,270	↑
Variance since September 2017	4.8%	↑



ACTIVITY



Month	Adjusted Scheduled Activity (UDA)	
	2018	2019
April	-35	220
May	251	419
June	319	488
July	586	774
August	797	1,053
September	1,274	1,231
October	1,459	
November	1,626	
December	1,777	
January	2,006	
February	2,385	
March	2,511	
April	2,515	
May	2,515	
June	2,515	

QUALITY

	Quantity	Base Number	Contract	AT	Region	England
% of FP17s for the same patient ID Re-attending within 3 months - Children	18	646	2.8%	9.9%	11.5%	11.6%
% of FP17s for the same patient ID Re-attending within 3 months - Adults	5	184	2.7%	15.6%	16.5%	15.5%
% of FP17s for the same patient ID Re-attending between 3 & 9 months - Children	300	646	46.4%	48.4%	48.5%	58.8%
% of FP17s for the same patient ID Re-attending between 3 & 9 months - Adults	69	184	37.5%	38.4%	39.1%	51.1%
% of FP17s for Band 1 Urgent Courses	20	828	2.4%	11.0%	10.6%	9.0%
% of FP17s Relating to Free Repair or Replacements	0	828	0.0%	0.5%	0.5%	0.8%
% of FP17s Relating to Continuations	0	828	0.0%	0.5%	0.7%	0.9%
% of Patients satisfied with the dentistry they have received	0	0	N/A	89.0%	90.5%	93.3%
% of Patients satisfied with the time they had to wait for an appointment	0	0	N/A	85.3%	85.1%	88.9%

* This is based on patients treated on this contract for their most recent course of treatment. Figures in italics indicate the base number of FP17s or Patient Questionnaire responses are less than 100. N/A is shown where the base number of responses is less than 10 during the period. % is calculated as Quantity/Base number*100

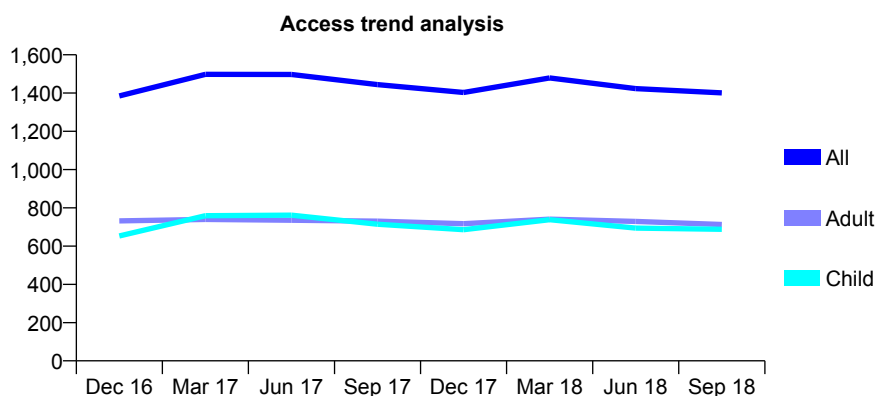
Q62 - Vital Signs At a Glance Contract Report for 108553/0003 - September 2018

Name or company name	MR MJ HUGHES & MISS K HUGHES
Contract type name	GDS Contract
Purpose of contract	General
Contract start date	01/04/2015
Contract end date	

18/19 Contracted general activity (UDA)	4,500
Carry forward general activity (UDA)	0
18/19 Contracted orthodontic activity (UOA)	0
Carry forward orthodontic activity (UOA)	0
Baseline contract value	£111,266.78

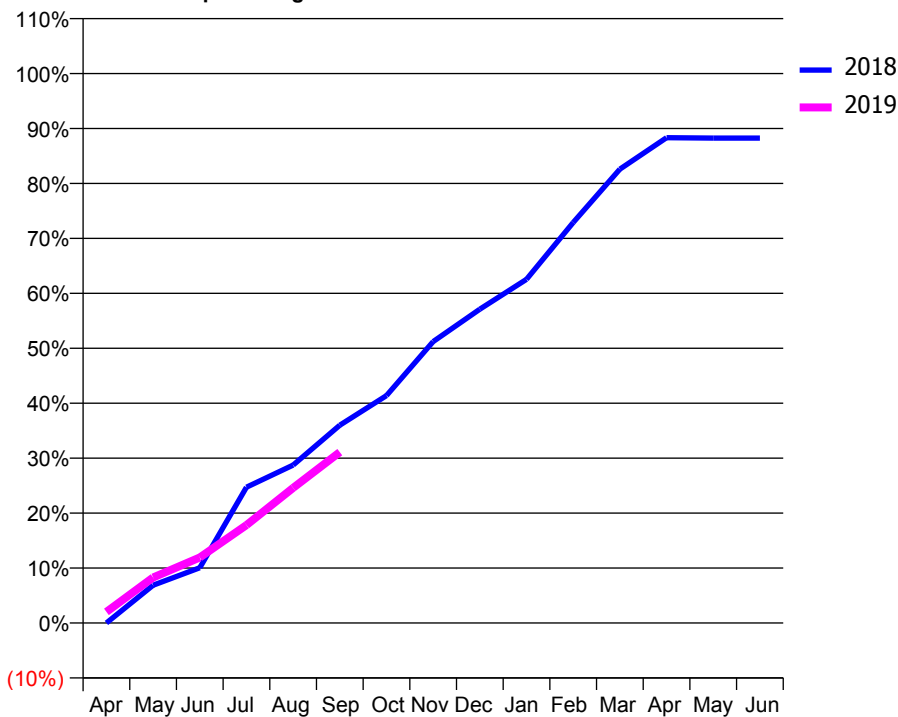
ACCESS*

Patients seen in 24 months	Total	Change since previous quarter
Quarter ending September 2017	1,444	
Quarter ending December 2017	1,403	↓
Quarter ending March 2018	1,479	↑
Quarter ending June 2018	1,423	↓
Quarter ending September 2018	1,401	↓
Variance since September 2017	(3.0%)	↓



ACTIVITY

Cumulative percentage of contracted UDA delivered 2018 & 2019



Month	Adjusted Scheduled Activity (UDA)	
	2018	2019
April	0	91
May	310	373
June	453	537
July	1,112	802
August	1,293	1,107
September	1,620	1,399
October	1,862	
November	2,305	
December	2,570	
January	2,815	
February	3,280	
March	3,717	
April	3,974	
May	3,971	
June	3,971	

QUALITY

	Quantity	Base Number	Contract	AT	Region	England
% of FP17s for the same patient ID Re-attending within 3 months - Children	30	524	5.7%	9.9%	11.5%	11.6%
% of FP17s for the same patient ID Re-attending within 3 months - Adults	39	469	8.3%	15.6%	16.5%	15.5%
% of FP17s for the same patient ID Re-attending between 3 & 9 months - Children	258	524	49.2%	48.4%	48.5%	58.8%
% of FP17s for the same patient ID Re-attending between 3 & 9 months - Adults	291	469	62.0%	38.4%	39.1%	51.1%
% of FP17s for Band 1 Urgent Courses	51	874	5.8%	11.0%	10.6%	9.0%
% of FP17s Relating to Free Repair or Replacements	12	874	1.4%	0.5%	0.5%	0.8%
% of FP17s Relating to Continuations	2	874	0.2%	0.5%	0.7%	0.9%
% of Patients satisfied with the dentistry they have received	1	1	N/A	89.0%	90.5%	93.3%
% of Patients satisfied with the time they had to wait for an appointment	1	1	N/A	85.3%	85.1%	88.9%

* This is based on patients treated on this contract for their most recent course of treatment. Figures in italics indicate the base number of FP17s or Patient Questionnaire responses are less than 100. N/A is shown where the base number of responses is less than 10 during the period. % is calculated as Quantity/Base number*100

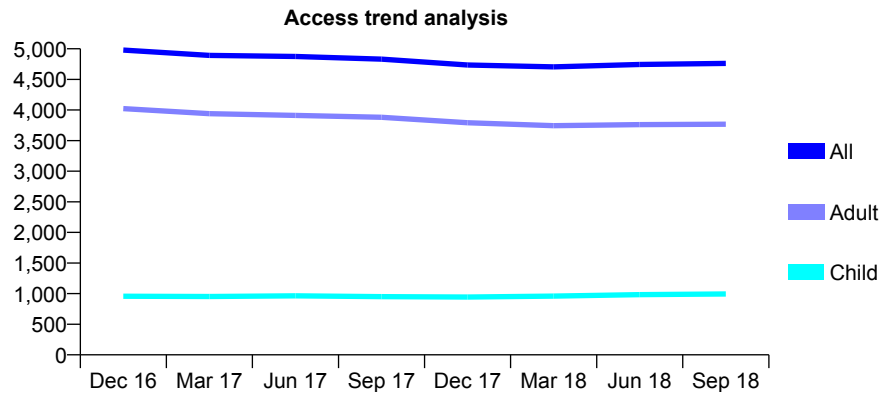
Q62 - Vital Signs At a Glance Contract Report for 109339/0001 - September 2018

Name or company name	M.A.Shepherd, C.Ruparelia & J.Ruparelia
Contract type name	Pilot Contract
Purpose of contract	General
Contract start date	01/02/2010
Contract end date	

18/19 Contracted general activity (UDA)	15,936
Carry forward general activity (UDA)	0
18/19 Contracted orthodontic activity (UOA)	0
Carry forward orthodontic activity (UOA)	0
Baseline contract value	£394,754.05

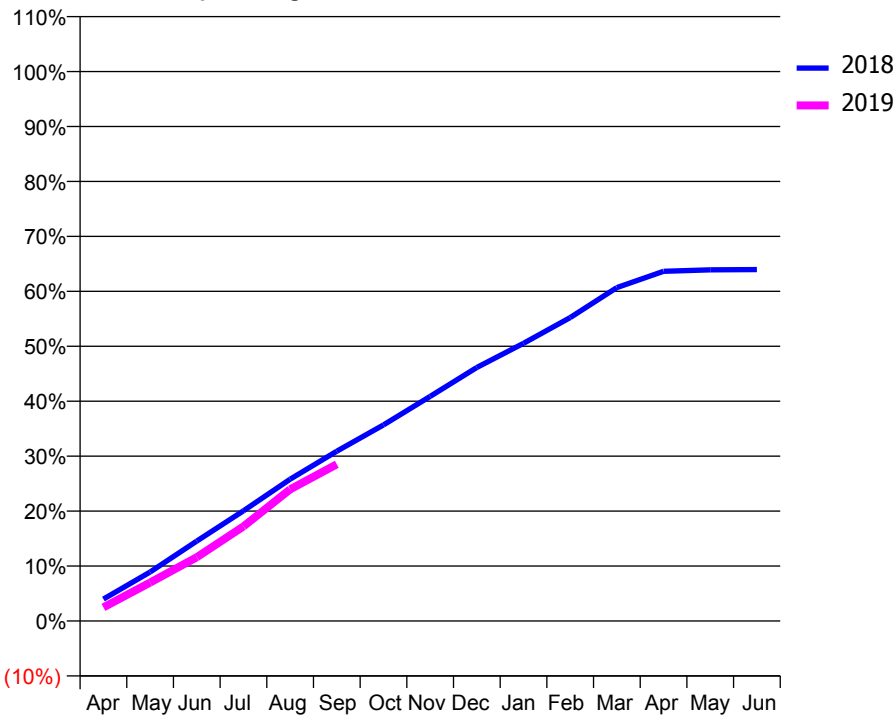
ACCESS*

Patients seen in 24 months	Total	Change since previous quarter
Quarter ending September 2017	4,832	
Quarter ending December 2017	4,736	↓
Quarter ending March 2018	4,704	→
Quarter ending June 2018	4,745	→
Quarter ending September 2018	4,762	→
Variance since September 2017	(1.4%)	↓



ACTIVITY

Cumulative percentage of contracted UDA delivered 2018 & 2019



Month	Adjusted Scheduled Activity (UDA)	
	2018	2019
April	638	395
May	1,423	1,115
June	2,320	1,852
July	3,195	2,743
August	4,111	3,820
September	4,923	4,544
October	5,688	
November	6,514	
December	7,354	
January	8,055	
February	8,801	
March	9,671	
April	10,141	
May	10,183	
June	10,192	

QUALITY

	Quantity	Base Number	Contract	AT	Region	England
% of FP17s for the same patient ID Re-attending within 3 months - Children	31	642	4.8%	9.9%	11.5%	11.6%
% of FP17s for the same patient ID Re-attending within 3 months - Adults	252	2,077	12.1%	15.6%	16.5%	15.5%
% of FP17s for the same patient ID Re-attending between 3 & 9 months - Children	250	642	38.9%	48.4%	48.5%	58.8%
% of FP17s for the same patient ID Re-attending between 3 & 9 months - Adults	633	2,077	30.5%	38.4%	39.1%	51.1%
% of FP17s for Band 1 Urgent Courses	324	2,504	12.9%	11.0%	10.6%	9.0%
% of FP17s Relating to Free Repair or Replacements	6	2,504	0.2%	0.5%	0.5%	0.8%
% of FP17s Relating to Continuations	6	2,504	0.2%	0.5%	0.7%	0.9%
% of Patients satisfied with the dentistry they have received	4	4	N/A	89.0%	90.5%	93.3%
% of Patients satisfied with the time they had to wait for an appointment	4	4	N/A	85.3%	85.1%	88.9%

* This is based on patients treated on this contract for their most recent course of treatment. Figures in italics indicate the base number of FP17s or Patient Questionnaire responses are less than 100. N/A is shown where the base number of responses is less than 10 during the period. % is calculated as Quantity/Base number*100

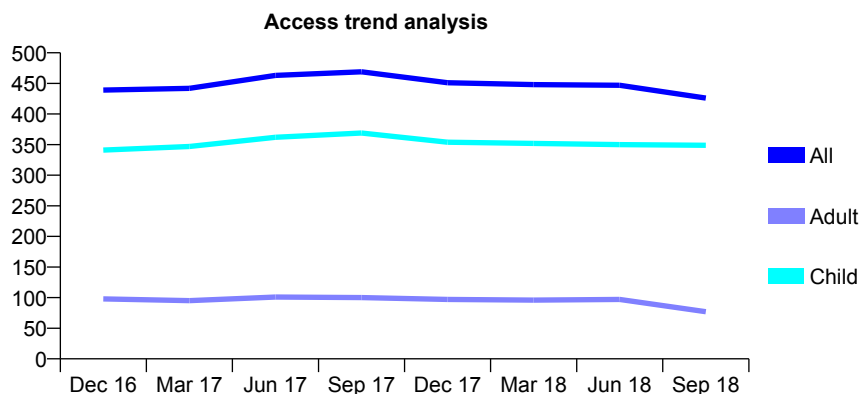
Q62 - Vital Signs At a Glance Contract Report for 110531/0001 - September 2018

Name or company name	STERLING DENTAL SURGERIES LTD
Contract type name	GDS Contract
Purpose of contract	General
Contract start date	01/04/2006
Contract end date	

18/19 Contracted general activity (UDA)	1,165
Carry forward general activity (UDA)	0
18/19 Contracted orthodontic activity (UOA)	0
Carry forward orthodontic activity (UOA)	0
Baseline contract value	£26,739.00

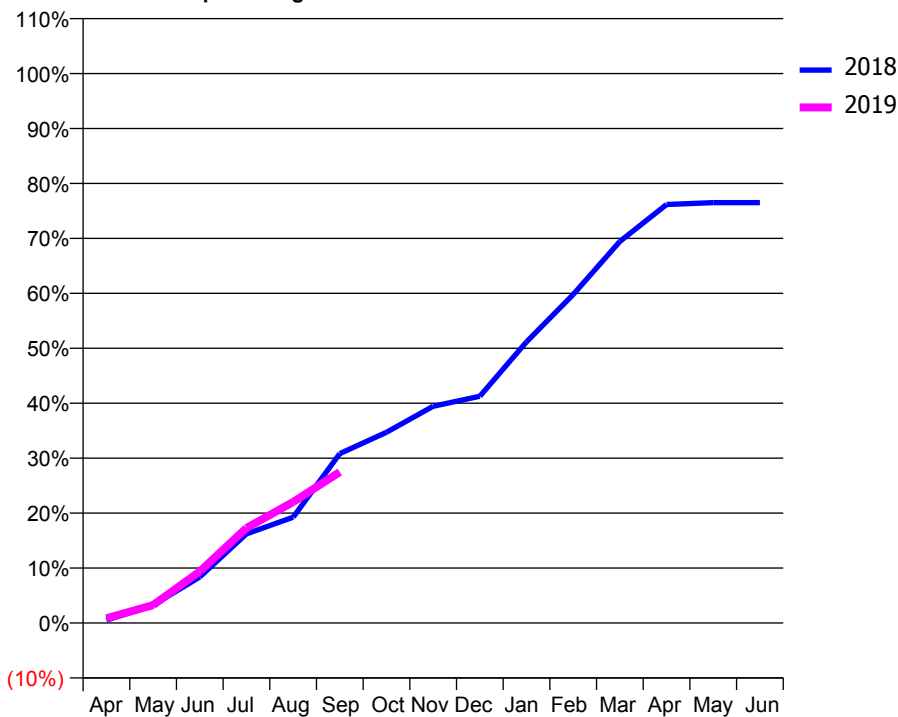
ACCESS*

Patients seen in 24 months	Total	Change since previous quarter
Quarter ending September 2017	469	
Quarter ending December 2017	451	↓
Quarter ending March 2018	448	→
Quarter ending June 2018	447	→
Quarter ending September 2018	426	↓
Variance since September 2017	(9.2%)	↓



ACTIVITY

Cumulative percentage of contracted UDA delivered 2018 & 2019



Month	Adjusted Scheduled Activity (UDA)	
	2018	2019
April	6	10
May	38	38
June	98	109
July	189	201
August	224	257
September	359	320
October	404	
November	460	
December	481	
January	596	
February	696	
March	809	
April	887	
May	891	
June	891	

QUALITY

	Quantity	Base Number	Contract	AT	Region	England
% of FP17s for the same patient ID Re-attending within 3 months - Children	9	202	4.5%	9.9%	11.5%	11.6%
% of FP17s for the same patient ID Re-attending within 3 months - Adults	1	26	3.8%	15.6%	16.5%	15.5%
% of FP17s for the same patient ID Re-attending between 3 & 9 months - Children	118	202	58.4%	48.4%	48.5%	58.8%
% of FP17s for the same patient ID Re-attending between 3 & 9 months - Adults	14	26	53.8%	38.4%	39.1%	51.1%
% of FP17s for Band 1 Urgent Courses	4	204	2.0%	11.0%	10.6%	9.0%
% of FP17s Relating to Free Repair or Replacements	0	204	0.0%	0.5%	0.5%	0.8%
% of FP17s Relating to Continuations	0	204	0.0%	0.5%	0.7%	0.9%
% of Patients satisfied with the dentistry they have received	1	1	N/A	89.0%	90.5%	93.3%
% of Patients satisfied with the time they had to wait for an appointment	1	1	N/A	85.3%	85.1%	88.9%

* This is based on patients treated on this contract for their most recent course of treatment. Figures in italics indicate the base number of FP17s or Patient Questionnaire responses are less than 100. N/A is shown where the base number of responses is less than 10 during the period. % is calculated as Quantity/Base number*100

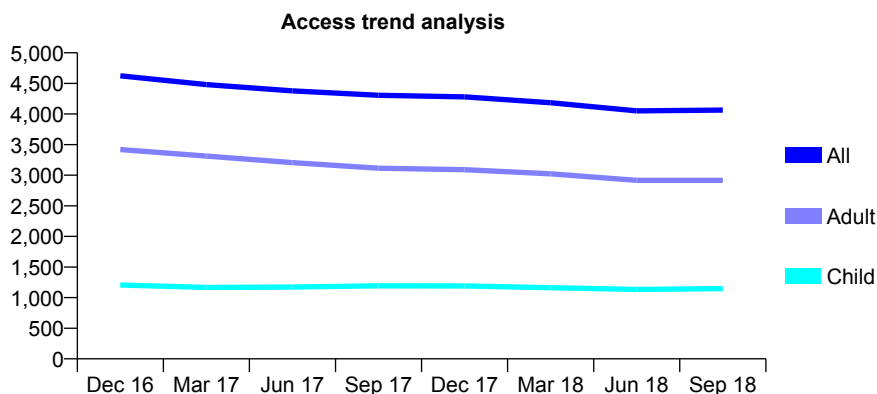
Q62 - Vital Signs At a Glance Contract Report for 110922/0001 - September 2018

Name or company name	Mr M. H. Bhatt & Mr D. G. Jani
Contract type name	GDS Contract
Purpose of contract	General
Contract start date	01/07/2014
Contract end date	

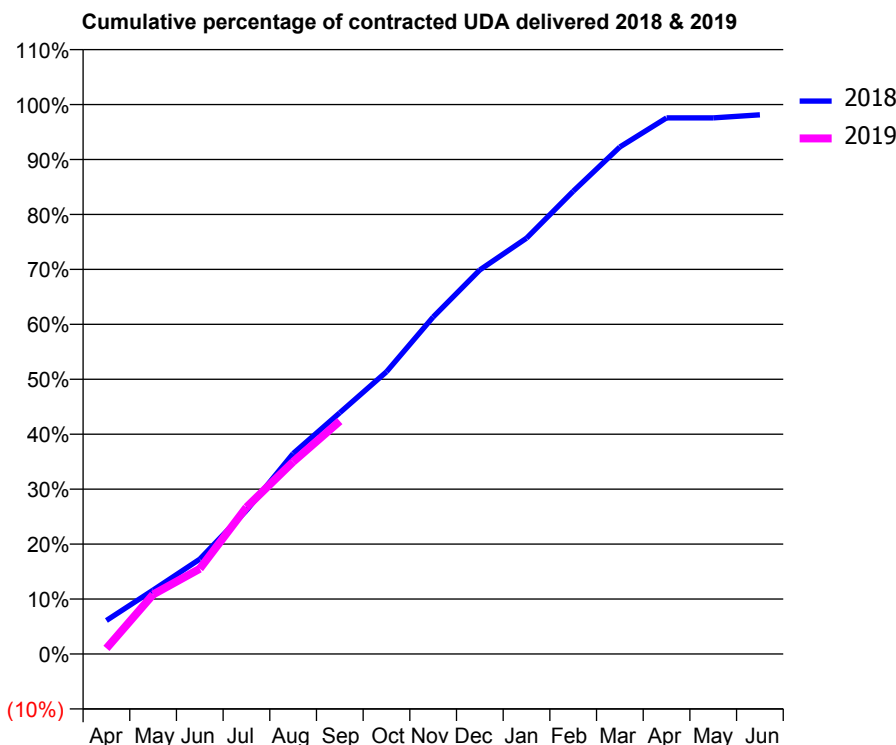
18/19 Contracted general activity (UDA)	13,288
Carry forward general activity (UDA)	249
18/19 Contracted orthodontic activity (UOA)	0
Carry forward orthodontic activity (UOA)	0
Baseline contract value	£369,764.81

ACCESS*

Patients seen in 24 months	Total	Change since previous quarter
Quarter ending September 2017	4,306	
Quarter ending December 2017	4,281	→
Quarter ending March 2018	4,185	↓
Quarter ending June 2018	4,051	↓
Quarter ending September 2018	4,064	→
Variance since September 2017	(5.6%)	↓



ACTIVITY



Adjusted Scheduled Activity (UDA)		
Month	2018	2019
April	812	137
May	1,545	1,441
June	2,295	2,062
July	3,472	3,549
August	4,848	4,648
September	5,834	5,631
October	6,826	
November	8,149	
December	9,287	
January	10,055	
February	11,190	
March	12,262	
April	12,963	
May	12,964	
June	13,039	

QUALITY

	Quantity	Base Number	Contract	AT	Region	England
% of FP17s for the same patient ID Re-attending within 3 months - Children	55	685	8.0%	9.9%	11.5%	11.6%
% of FP17s for the same patient ID Re-attending within 3 months - Adults	296	1,567	18.9%	15.6%	16.5%	15.5%
% of FP17s for the same patient ID Re-attending between 3 & 9 months - Children	243	685	35.5%	48.4%	48.5%	58.8%
% of FP17s for the same patient ID Re-attending between 3 & 9 months - Adults	475	1,567	30.3%	38.4%	39.1%	51.1%
% of FP17s for Band 1 Urgent Courses	242	2,004	12.1%	11.0%	10.6%	9.0%
% of FP17s Relating to Free Repair or Replacements	9	2,004	0.4%	0.5%	0.5%	0.8%
% of FP17s Relating to Continuations	36	2,004	1.8%	0.5%	0.7%	0.9%
% of Patients satisfied with the dentistry they have received	3	3	N/A	89.0%	90.5%	93.3%
% of Patients satisfied with the time they had to wait for an appointment	0	3	N/A	85.3%	85.1%	88.9%

* This is based on patients treated on this contract for their most recent course of treatment. Figures in italics indicate the base number of FP17s or Patient Questionnaire responses are less than 100. N/A is shown where the base number of responses is less than 10 during the period. % is calculated as Quantity/Base number*100

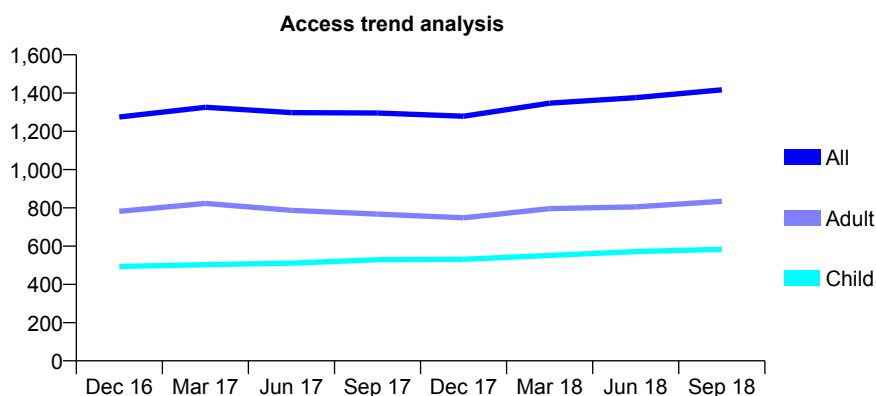
Q62 - Vital Signs At a Glance Contract Report for 112143/0001 - September 2018

Name or company name	Mr. G. Sumar & Mr. I. Gulamhusein
Contract type name	GDS Contract
Purpose of contract	General
Contract start date	01/07/2013
Contract end date	

18/19 Contracted general activity (UDA)	4,565
Carry forward general activity (UDA)	198
18/19 Contracted orthodontic activity (UOA)	0
Carry forward orthodontic activity (UOA)	0
Baseline contract value	£128,300.52

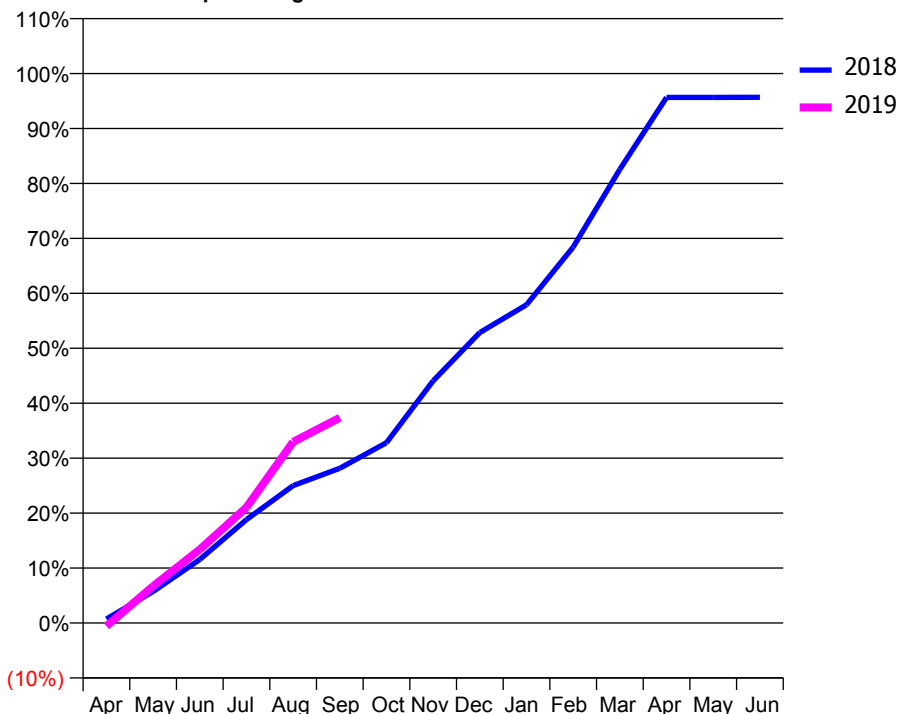
ACCESS*

Patients seen in 24 months	Total	Change since previous quarter
Quarter ending September 2017	1,296	
Quarter ending December 2017	1,279	↓
Quarter ending March 2018	1,347	↑
Quarter ending June 2018	1,376	↑
Quarter ending September 2018	1,417	↑
Variance since September 2017	9.3%	↑



ACTIVITY

Cumulative percentage of contracted UDA delivered 2018 & 2019



Adjusted Scheduled Activity (UDA)

Month	2018	2019
April	34	-27
May	262	306
June	527	611
July	859	961
August	1,141	1,505
September	1,286	1,705
October	1,498	
November	2,012	
December	2,413	
January	2,644	
February	3,124	
March	3,769	
April	4,366	
May	4,366	
June	4,367	

QUALITY

	Quantity	Base Number	Contract	AT	Region	England
% of FP17s for the same patient ID Re-attending within 3 months - Children	75	545	13.8%	9.9%	11.5%	11.6%
% of FP17s for the same patient ID Re-attending within 3 months - Adults	115	560	20.5%	15.6%	16.5%	15.5%
% of FP17s for the same patient ID Re-attending between 3 & 9 months - Children	323	545	59.3%	48.4%	48.5%	58.8%
% of FP17s for the same patient ID Re-attending between 3 & 9 months - Adults	226	560	40.4%	38.4%	39.1%	51.1%
% of FP17s for Band 1 Urgent Courses	125	945	13.2%	11.0%	10.6%	9.0%
% of FP17s Relating to Free Repair or Replacements	3	945	0.3%	0.5%	0.5%	0.8%
% of FP17s Relating to Continuations	3	945	0.3%	0.5%	0.7%	0.9%
% of Patients satisfied with the dentistry they have received	7	8	N/A	89.0%	90.5%	93.3%
% of Patients satisfied with the time they had to wait for an appointment	6	8	N/A	85.3%	85.1%	88.9%

* This is based on patients treated on this contract for their most recent course of treatment. Figures in italics indicate the base number of FP17s or Patient Questionnaire responses are less than 100. N/A is shown where the base number of responses is less than 10 during the period. % is calculated as Quantity/Base number*100

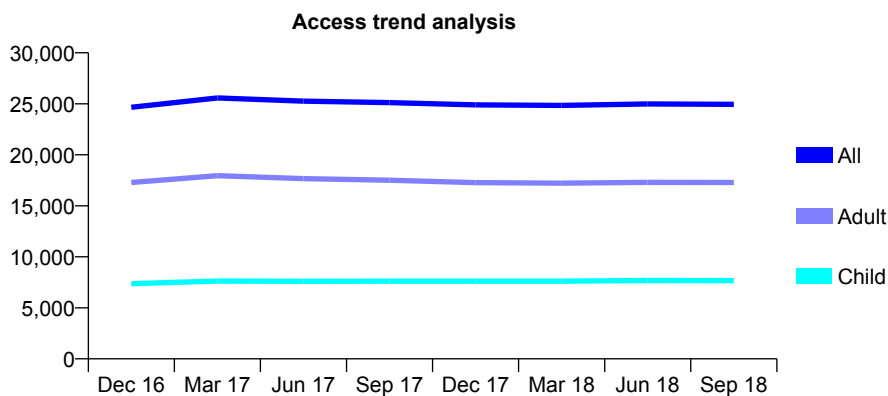
Q62 - Vital Signs At a Glance Contract Report for 112208/0001 - September 2018

Name or company name	Whitehouse Dental Practice Ltd
Contract type name	GDS Contract
Purpose of contract	General
Contract start date	01/02/2015
Contract end date	

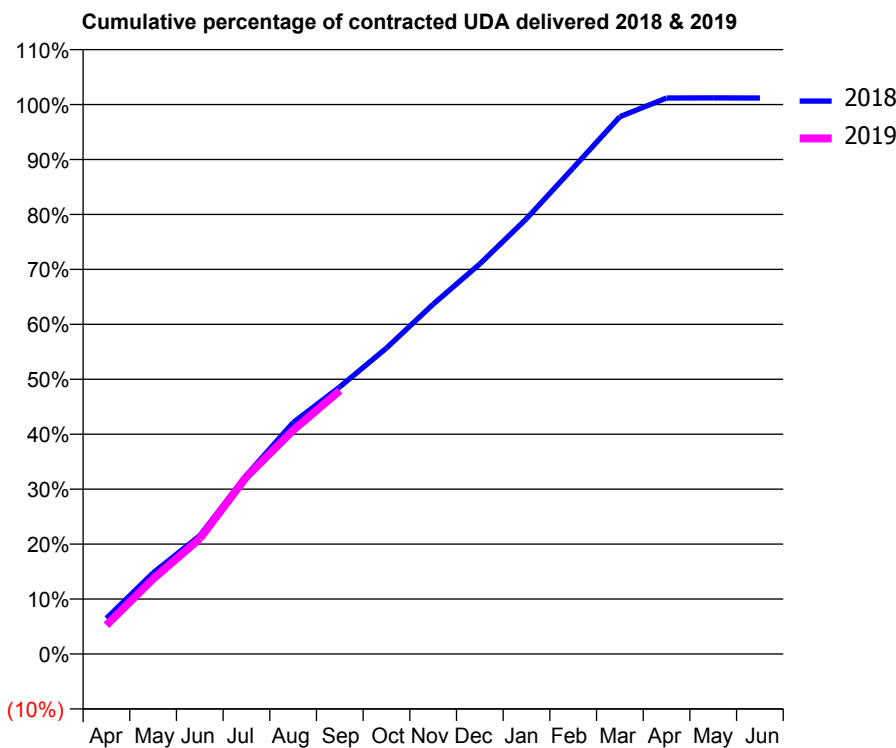
18/19 Contracted general activity (UDA)	64,941
Carry forward general activity (UDA)	-762
18/19 Contracted orthodontic activity (UOA)	0
Carry forward orthodontic activity (UOA)	0
Baseline contract value	£1,865,634.71

ACCESS*

Patients seen in 24 months	Total	Change since previous quarter
Quarter ending September 2017	25,121	
Quarter ending December 2017	24,896	→
Quarter ending March 2018	24,844	→
Quarter ending June 2018	24,981	→
Quarter ending September 2018	24,947	→
Variance since September 2017	(0.7%)	→



ACTIVITY



Month	Adjusted Scheduled Activity (UDA)	
	2018	2019
April	4,208	3,412
May	9,587	8,881
June	13,983	13,645
July	21,140	20,945
August	27,355	26,457
September	31,576	31,127
October	36,156	
November	41,343	
December	46,107	
January	51,451	
February	57,445	
March	63,498	
April	65,700	
May	65,720	
June	65,703	

QUALITY

	Quantity	Base Number	Contract	AT	Region	England
% of FP17s for the same patient ID Re-attending within 3 months - Children	405	4,842	8.4%	9.9%	11.5%	11.6%
% of FP17s for the same patient ID Re-attending within 3 months - Adults	1,314	9,526	13.8%	15.6%	16.5%	15.5%
% of FP17s for the same patient ID Re-attending between 3 & 9 months - Children	2,030	4,842	41.9%	48.4%	48.5%	58.8%
% of FP17s for the same patient ID Re-attending between 3 & 9 months - Adults	2,840	9,526	29.8%	38.4%	39.1%	51.1%
% of FP17s for Band 1 Urgent Courses	2,444	13,391	18.3%	11.0%	10.6%	9.0%
% of FP17s Relating to Free Repair or Replacements	32	13,391	0.2%	0.5%	0.5%	0.8%
% of FP17s Relating to Continuations	25	13,391	0.2%	0.5%	0.7%	0.9%
% of Patients satisfied with the dentistry they have received	6	6	N/A	89.0%	90.5%	93.3%
% of Patients satisfied with the time they had to wait for an appointment	4	6	N/A	85.3%	85.1%	88.9%

* This is based on patients treated on this contract for their most recent course of treatment. Figures in italics indicate the base number of FP17s or Patient Questionnaire responses are less than 100. N/A is shown where the base number of responses is less than 10 during the period. % is calculated as Quantity/Base number*100

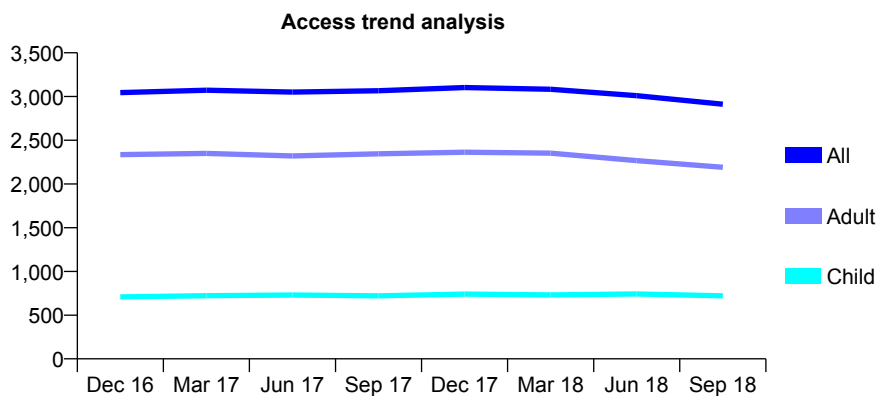
Q62 - Vital Signs At a Glance Contract Report for 113719/0001 - September 2018

Name or company name	Dr P Patel & Dr A Thethy
Contract type name	GDS Contract
Purpose of contract	General
Contract start date	01/04/2014
Contract end date	

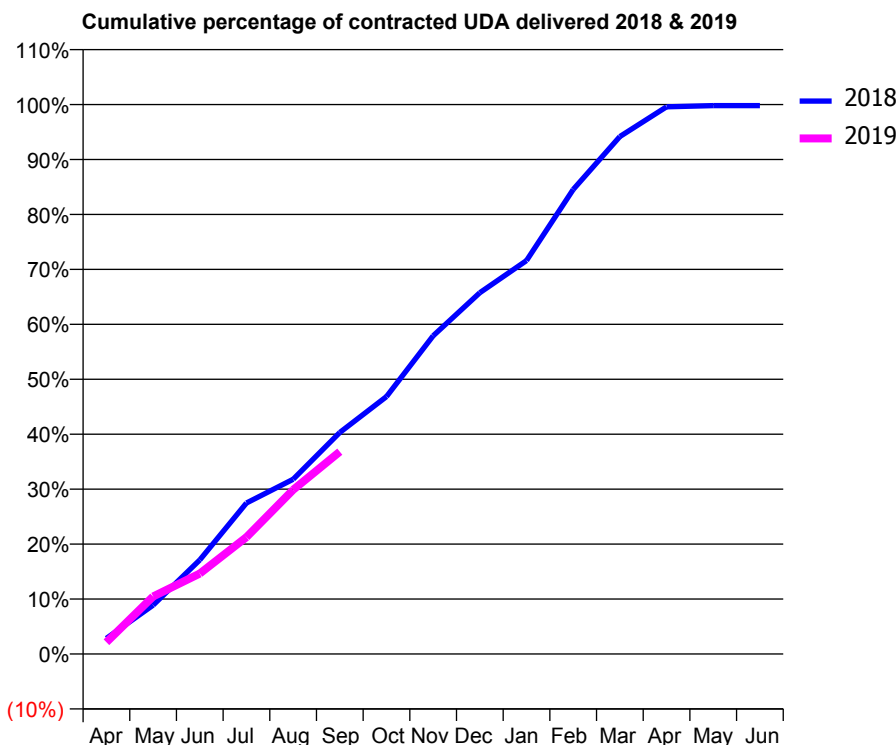
18/19 Contracted general activity (UDA)	10,050
Carry forward general activity (UDA)	20
18/19 Contracted orthodontic activity (UOA)	0
Carry forward orthodontic activity (UOA)	0
Baseline contract value	£308,086.50

ACCESS*

Patients seen in 24 months	Total	Change since previous quarter
Quarter ending September 2017	3,066	
Quarter ending December 2017	3,103	→
Quarter ending March 2018	3,083	→
Quarter ending June 2018	3,009	↓
Quarter ending September 2018	2,912	↓
Variance since September 2017	(5.0%)	↓



ACTIVITY



Month	Adjusted Scheduled Activity (UDA)	
	2018	2019
April	287	215
May	894	1,053
June	1,721	1,472
July	2,763	2,138
August	3,197	3,003
September	4,052	3,700
October	4,708	
November	5,821	
December	6,608	
January	7,195	
February	8,497	
March	9,464	
April	10,009	
May	10,030	
June	10,030	

QUALITY

	Quantity	Base Number	Contract	AT	Region	England
% of FP17s for the same patient ID Re-attending within 3 months - Children	11	375	2.9%	9.9%	11.5%	11.6%
% of FP17s for the same patient ID Re-attending within 3 months - Adults	116	984	11.8%	15.6%	16.5%	15.5%
% of FP17s for the same patient ID Re-attending between 3 & 9 months - Children	165	375	44.0%	48.4%	48.5%	58.8%
% of FP17s for the same patient ID Re-attending between 3 & 9 months - Adults	349	984	35.5%	38.4%	39.1%	51.1%
% of FP17s for Band 1 Urgent Courses	100	1,258	7.9%	11.0%	10.6%	9.0%
% of FP17s Relating to Free Repair or Replacements	3	1,258	0.2%	0.5%	0.5%	0.8%
% of FP17s Relating to Continuations	2	1,258	0.2%	0.5%	0.7%	0.9%
% of Patients satisfied with the dentistry they have received	1	1	N/A	89.0%	90.5%	93.3%
% of Patients satisfied with the time they had to wait for an appointment	1	1	N/A	85.3%	85.1%	88.9%

* This is based on patients treated on this contract for their most recent course of treatment. Figures in italics indicate the base number of FP17s or Patient Questionnaire responses are less than 100. N/A is shown where the base number of responses is less than 10 during the period. % is calculated as Quantity/Base number*100

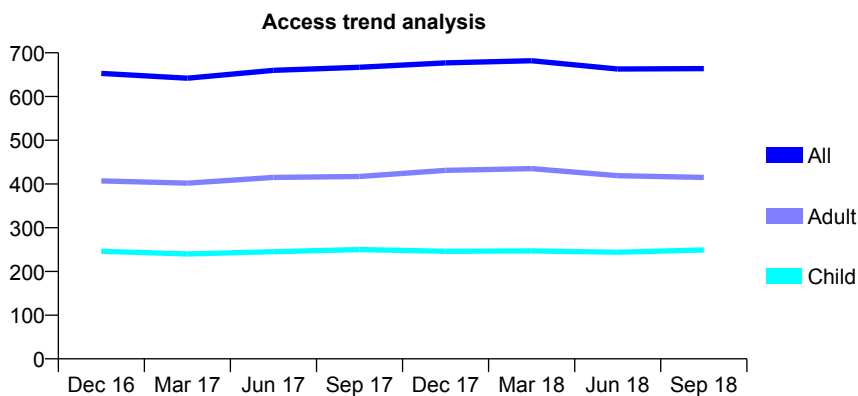
Q62 - Vital Signs At a Glance Contract Report for 114561/0001 - September 2018

Name or company name	Kenton Clinic
Contract type name	GDS Contract
Purpose of contract	General
Contract start date	01/09/2010
Contract end date	

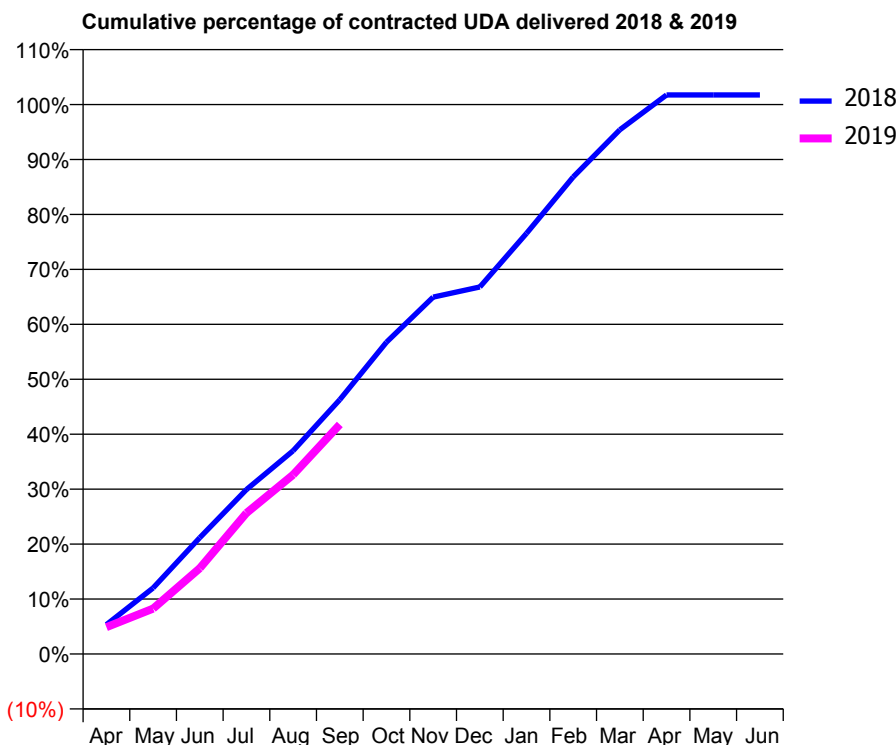
18/19 Contracted general activity (UDA)	1,658
Carry forward general activity (UDA)	-29
18/19 Contracted orthodontic activity (UOA)	0
Carry forward orthodontic activity (UOA)	0
Baseline contract value	£36,046.11

ACCESS*

Patients seen in 24 months	Total	Change since previous quarter
Quarter ending September 2017	667	
Quarter ending December 2017	677	→
Quarter ending March 2018	682	→
Quarter ending June 2018	663	↓
Quarter ending September 2018	664	→
Variance since September 2017	(0.4%)	→



ACTIVITY



Month	Adjusted Scheduled Activity (UDA)	
	2018	2019
April	89	81
May	199	137
June	351	259
July	496	425
August	613	541
September	767	693
October	941	
November	1,077	
December	1,108	
January	1,269	
February	1,439	
March	1,582	
April	1,687	
May	1,687	
June	1,687	

QUALITY

	Quantity	Base Number	Contract	AT	Region	England
% of FP17s for the same patient ID Re-attending within 3 months - Children	10	202	5.0%	9.9%	11.5%	11.6%
% of FP17s for the same patient ID Re-attending within 3 months - Adults	29	226	12.8%	15.6%	16.5%	15.5%
% of FP17s for the same patient ID Re-attending between 3 & 9 months - Children	130	202	64.4%	48.4%	48.5%	58.8%
% of FP17s for the same patient ID Re-attending between 3 & 9 months - Adults	103	226	45.6%	38.4%	39.1%	51.1%
% of FP17s for Band 1 Urgent Courses	33	386	8.5%	11.0%	10.6%	9.0%
% of FP17s Relating to Free Repair or Replacements	1	386	0.3%	0.5%	0.5%	0.8%
% of FP17s Relating to Continuations	3	386	0.8%	0.5%	0.7%	0.9%
% of Patients satisfied with the dentistry they have received	0	0	N/A	89.0%	90.5%	93.3%
% of Patients satisfied with the time they had to wait for an appointment	0	0	N/A	85.3%	85.1%	88.9%

* This is based on patients treated on this contract for their most recent course of treatment. Figures in italics indicate the base number of FP17s or Patient Questionnaire responses are less than 100. N/A is shown where the base number of responses is less than 10 during the period. % is calculated as Quantity/Base number*100

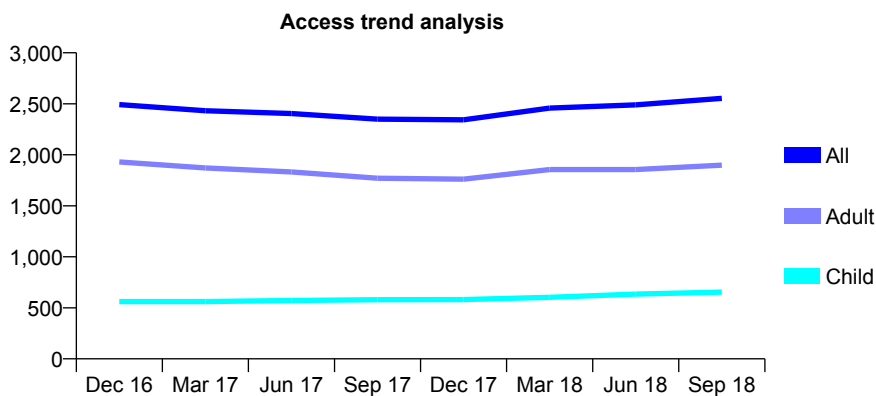
Q62 - Vital Signs At a Glance Contract Report for 115223/0001 - September 2018

Name or company name	Northfields Dental Practice
Contract type name	GDS Contract
Purpose of contract	General
Contract start date	01/07/2014
Contract end date	

18/19 Contracted general activity (UDA)	5,933
Carry forward general activity (UDA)	-119
18/19 Contracted orthodontic activity (UOA)	0
Carry forward orthodontic activity (UOA)	0
Baseline contract value	£146,791.77

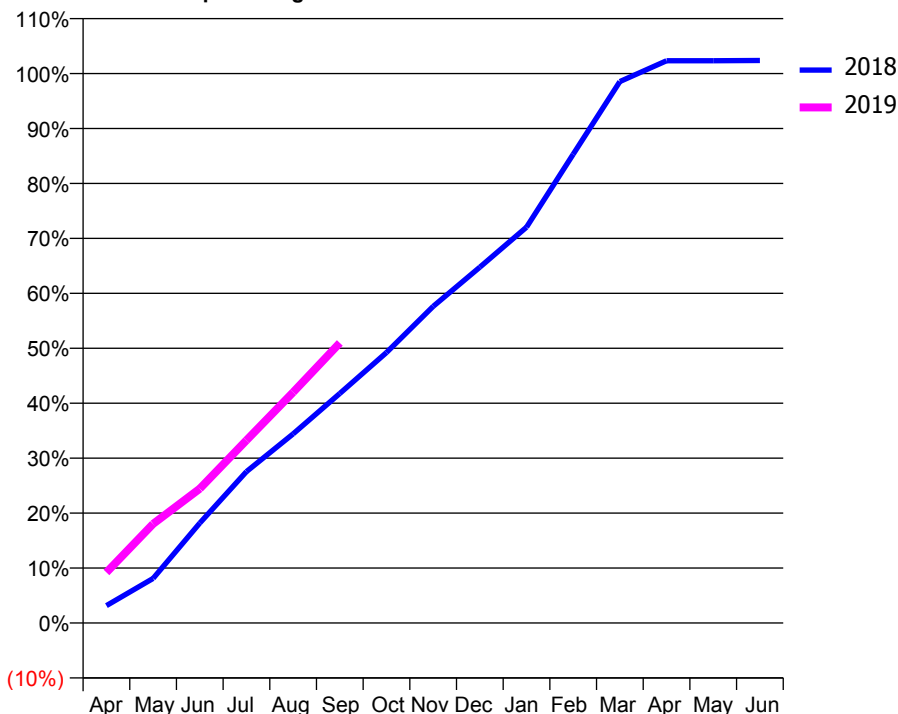
ACCESS*

Patients seen in 24 months	Total	Change since previous quarter
Quarter ending September 2017	2,350	
Quarter ending December 2017	2,343	→
Quarter ending March 2018	2,458	↑
Quarter ending June 2018	2,490	→
Quarter ending September 2018	2,553	↑
Variance since September 2017	8.6%	↑



ACTIVITY

Cumulative percentage of contracted UDA delivered 2018 & 2019



Adjusted Scheduled Activity (UDA)

Month	2018	2019
April	187	547
May	482	1,070
June	1,080	1,450
July	1,635	1,973
August	2,043	2,492
September	2,479	3,024
October	2,921	
November	3,418	
December	3,843	
January	4,275	
February	5,062	
March	5,846	
April	6,071	
May	6,070	
June	6,073	

QUALITY

	Quantity	Base Number	Contract	AT	Region	England
% of FP17s for the same patient ID Re-attending within 3 months - Children	33	412	8.0%	9.9%	11.5%	11.6%
% of FP17s for the same patient ID Re-attending within 3 months - Adults	195	1,105	17.6%	15.6%	16.5%	15.5%
% of FP17s for the same patient ID Re-attending between 3 & 9 months - Children	145	412	35.2%	48.4%	48.5%	58.8%
% of FP17s for the same patient ID Re-attending between 3 & 9 months - Adults	407	1,105	36.8%	38.4%	39.1%	51.1%
% of FP17s for Band 1 Urgent Courses	175	1,429	12.2%	11.0%	10.6%	9.0%
% of FP17s Relating to Free Repair or Replacements	16	1,429	1.1%	0.5%	0.5%	0.8%
% of FP17s Relating to Continuations	4	1,429	0.3%	0.5%	0.7%	0.9%
% of Patients satisfied with the dentistry they have received	1	1	N/A	89.0%	90.5%	93.3%
% of Patients satisfied with the time they had to wait for an appointment	0	1	N/A	85.3%	85.1%	88.9%

* This is based on patients treated on this contract for their most recent course of treatment. Figures in italics indicate the base number of FP17s or Patient Questionnaire responses are less than 100. N/A is shown where the base number of responses is less than 10 during the period. % is calculated as Quantity/Base number*100

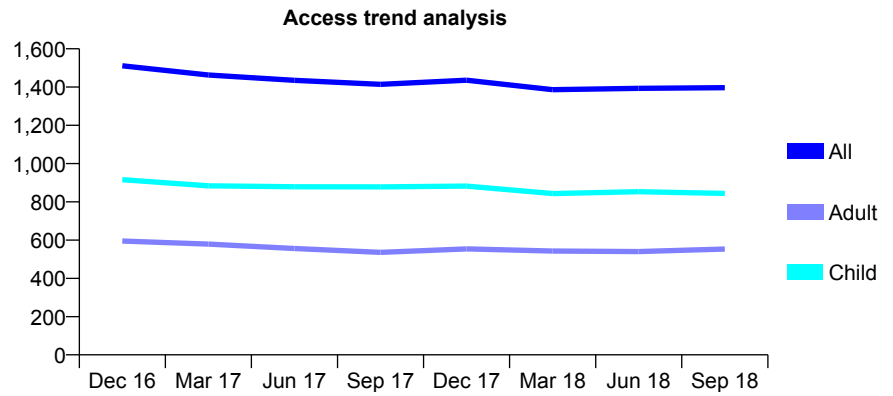
Q62 - Vital Signs At a Glance Contract Report for 115401/0001 - September 2018

Name or company name	M Ali, M Mawjee & A Paul
Contract type name	GDS Contract
Purpose of contract	General
Contract start date	01/06/2012
Contract end date	

18/19 Contracted general activity (UDA)	3,005
Carry forward general activity (UDA)	120
18/19 Contracted orthodontic activity (UOA)	0
Carry forward orthodontic activity (UOA)	0
Baseline contract value	£67,523.44

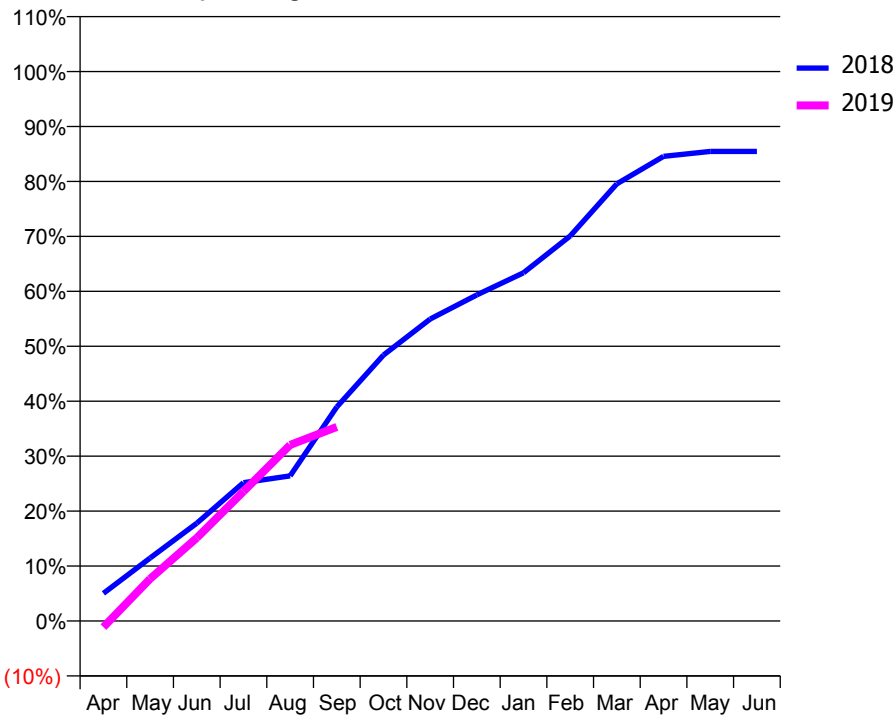
ACCESS*

Patients seen in 24 months	Total	Change since previous quarter
Quarter ending September 2017	1,414	
Quarter ending December 2017	1,436	→
Quarter ending March 2018	1,386	↓
Quarter ending June 2018	1,393	→
Quarter ending September 2018	1,397	→
Variance since September 2017	(1.2%)	↓



ACTIVITY

Cumulative percentage of contracted UDA delivered 2018 & 2019



Month	Adjusted Scheduled Activity (UDA)	
	2018	2019
April	152	-34
May	344	231
June	535	455
July	757	709
August	794	963
September	1,171	1,061
October	1,455	
November	1,651	
December	1,783	
January	1,905	
February	2,106	
March	2,390	
April	2,541	
May	2,568	
June	2,568	

QUALITY

	Quantity	Base Number	Contract	AT	Region	England
% of FP17s for the same patient ID Re-attending within 3 months - Children	35	536	6.5%	9.9%	11.5%	11.6%
% of FP17s for the same patient ID Re-attending within 3 months - Adults	21	231	9.1%	15.6%	16.5%	15.5%
% of FP17s for the same patient ID Re-attending between 3 & 9 months - Children	258	536	48.1%	48.4%	48.5%	58.8%
% of FP17s for the same patient ID Re-attending between 3 & 9 months - Adults	55	231	23.8%	38.4%	39.1%	51.1%
% of FP17s for Band 1 Urgent Courses	26	695	3.7%	11.0%	10.6%	9.0%
% of FP17s Relating to Free Repair or Replacements	0	695	0.0%	0.5%	0.5%	0.8%
% of FP17s Relating to Continuations	1	695	0.1%	0.5%	0.7%	0.9%
% of Patients satisfied with the dentistry they have received	0	0	N/A	89.0%	90.5%	93.3%
% of Patients satisfied with the time they had to wait for an appointment	0	0	N/A	85.3%	85.1%	88.9%

* This is based on patients treated on this contract for their most recent course of treatment. Figures in italics indicate the base number of FP17s or Patient Questionnaire responses are less than 100. N/A is shown where the base number of responses is less than 10 during the period. % is calculated as Quantity/Base number*100

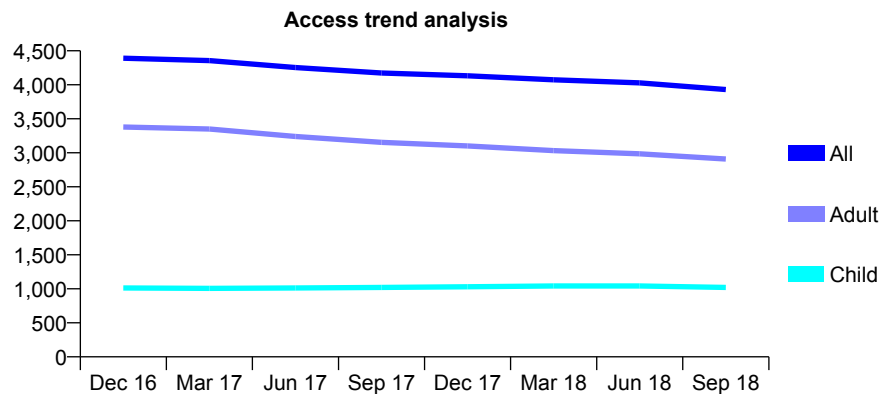
Q62 - Vital Signs At a Glance Contract Report for 116572/0001 - September 2018

Name or company name	Pearl Dental Care Centre
Contract type name	GDS Contract
Purpose of contract	General
Contract start date	01/01/2015
Contract end date	

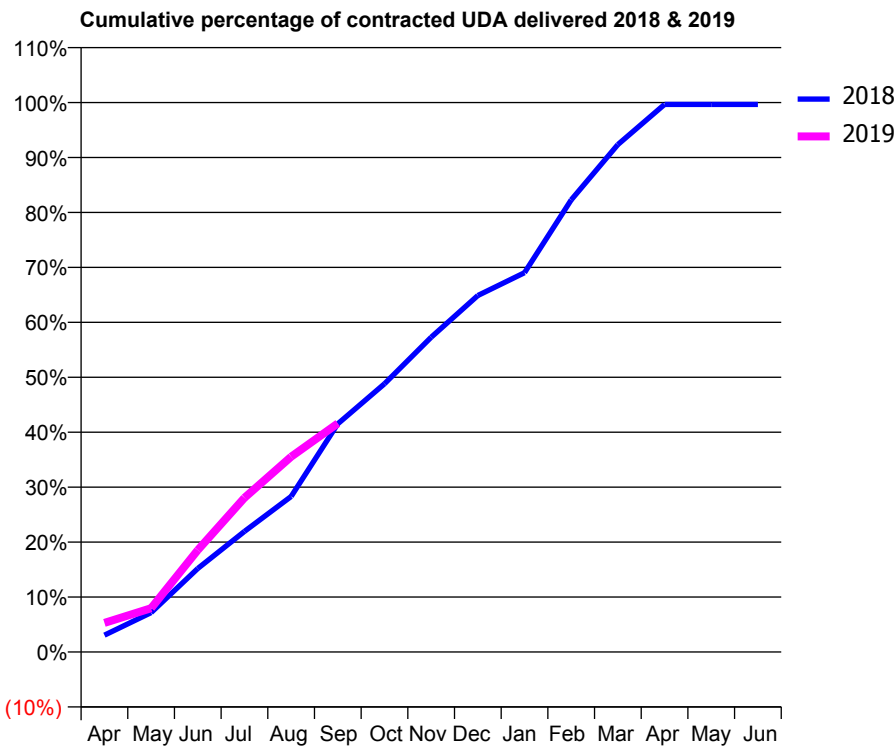
18/19 Contracted general activity (UDA)	13,336
Carry forward general activity (UDA)	45
18/19 Contracted orthodontic activity (UOA)	0
Carry forward orthodontic activity (UOA)	0
Baseline contract value	£311,366.77

ACCESS*

Patients seen in 24 months	Total	Change since previous quarter
Quarter ending September 2017	4,173	
Quarter ending December 2017	4,132	→
Quarter ending March 2018	4,074	↓
Quarter ending June 2018	4,028	↓
Quarter ending September 2018	3,930	↓
Variance since September 2017	(5.8%)	↓



ACTIVITY



Adjusted Scheduled Activity (UDA)		
Month	2018	2019
April	410	708
May	958	1,063
June	2,027	2,474
July	2,927	3,741
August	3,775	4,740
September	5,538	5,547
October	6,510	
November	7,639	
December	8,651	
January	9,205	
February	10,973	
March	12,315	
April	13,291	
May	13,291	
June	13,291	

QUALITY

	Quantity	Base Number	Contract	AT	Region	England
% of FP17s for the same patient ID Re-attending within 3 months - Children	75	858	8.7%	9.9%	11.5%	11.6%
% of FP17s for the same patient ID Re-attending within 3 months - Adults	242	1,825	13.3%	15.6%	16.5%	15.5%
% of FP17s for the same patient ID Re-attending between 3 & 9 months - Children	526	858	61.3%	48.4%	48.5%	58.8%
% of FP17s for the same patient ID Re-attending between 3 & 9 months - Adults	938	1,825	51.4%	38.4%	39.1%	51.1%
% of FP17s for Band 1 Urgent Courses	225	2,396	9.4%	11.0%	10.6%	9.0%
% of FP17s Relating to Free Repair or Replacements	27	2,396	1.1%	0.5%	0.5%	0.8%
% of FP17s Relating to Continuations	47	2,396	2.0%	0.5%	0.7%	0.9%
% of Patients satisfied with the dentistry they have received	0	0	N/A	89.0%	90.5%	93.3%
% of Patients satisfied with the time they had to wait for an appointment	0	0	N/A	85.3%	85.1%	88.9%

* This is based on patients treated on this contract for their most recent course of treatment. Figures in italics indicate the base number of FP17s or Patient Questionnaire responses are less than 100. N/A is shown where the base number of responses is less than 10 during the period. % is calculated as Quantity/Base number*100

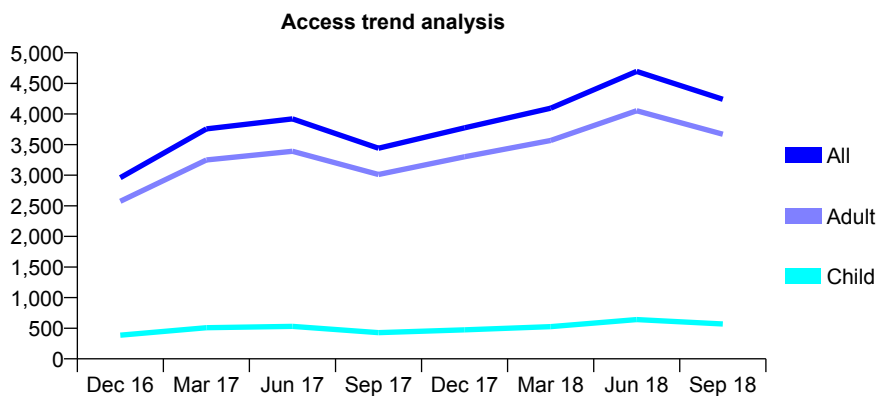
Q62 - Vital Signs At a Glance Contract Report for 116874/0001 - September 2018

Name or company name	S & Y Golar
Contract type name	GDS Contract
Purpose of contract	General
Contract start date	01/04/2010
Contract end date	

18/19 Contracted general activity (UDA)	15,530
Carry forward general activity (UDA)	0
18/19 Contracted orthodontic activity (UOA)	0
Carry forward orthodontic activity (UOA)	0
Baseline contract value	£517,906.34

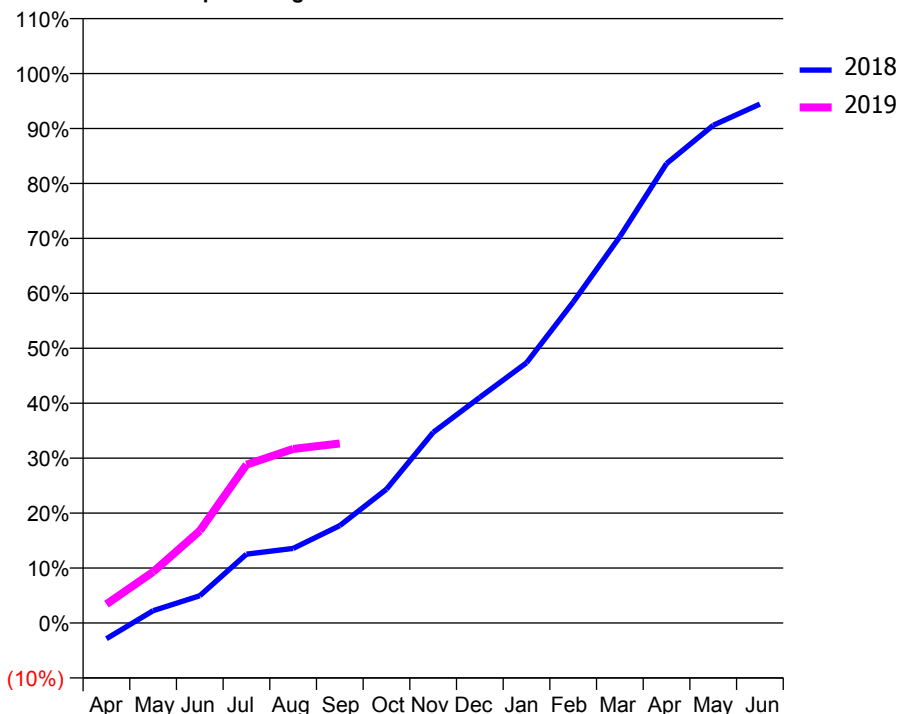
ACCESS*

Patients seen in 24 months	Total	Change since previous quarter
Quarter ending September 2017	3,441	
Quarter ending December 2017	3,775	↑
Quarter ending March 2018	4,095	↑
Quarter ending June 2018	4,695	↑
Quarter ending September 2018	4,241	↓
Variance since September 2017	23.2%	↑



ACTIVITY

Cumulative percentage of contracted UDA delivered 2018 & 2019



Month	Adjusted Scheduled Activity (UDA)	
	2018	2019
April	-446	533
May	347	1,443
June	771	2,604
July	1,947	4,474
August	2,110	4,921
September	2,752	5,074
October	3,782	
November	5,387	
December	6,377	
January	7,353	
February	9,069	
March	10,918	
April	12,984	
May	14,065	
June	14,667	

QUALITY

	Quantity	Base Number	Contract	AT	Region	England
% of FP17s for the same patient ID Re-attending within 3 months - Children	50	405	12.3%	9.9%	11.5%	11.6%
% of FP17s for the same patient ID Re-attending within 3 months - Adults	467	2,232	20.9%	15.6%	16.5%	15.5%
% of FP17s for the same patient ID Re-attending between 3 & 9 months - Children	109	405	26.9%	48.4%	48.5%	58.8%
% of FP17s for the same patient ID Re-attending between 3 & 9 months - Adults	495	2,232	22.2%	38.4%	39.1%	51.1%
% of FP17s for Band 1 Urgent Courses	319	1,602	19.9%	11.0%	10.6%	9.0%
% of FP17s Relating to Free Repair or Replacements	24	1,602	1.5%	0.5%	0.5%	0.8%
% of FP17s Relating to Continuations	32	1,602	2.0%	0.5%	0.7%	0.9%
% of Patients satisfied with the dentistry they have received	1	2	N/A	89.0%	90.5%	93.3%
% of Patients satisfied with the time they had to wait for an appointment	1	2	N/A	85.3%	85.1%	88.9%

* This is based on patients treated on this contract for their most recent course of treatment. Figures in italics indicate the base number of FP17s or Patient Questionnaire responses are less than 100. N/A is shown where the base number of responses is less than 10 during the period. % is calculated as Quantity/Base number*100

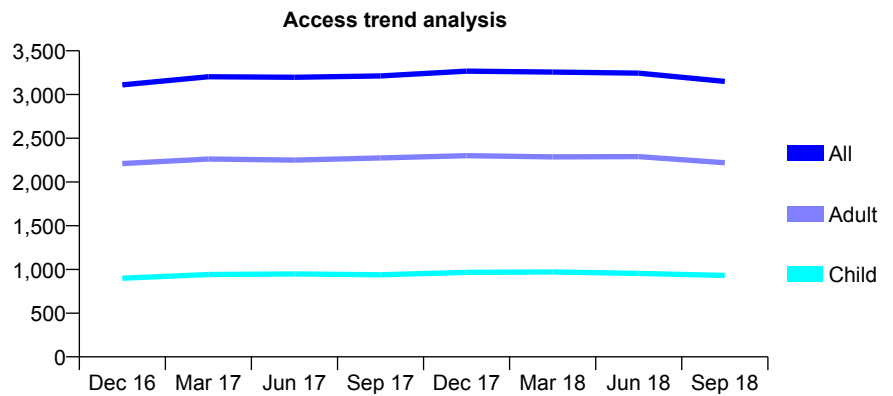
Q62 - Vital Signs At a Glance Contract Report for 118338/0001 - September 2018

Name or company name	Confident Dental Practices Ltd
Contract type name	PDS Contract
Purpose of contract	General
Contract start date	01/12/2010
Contract end date	30/11/2020

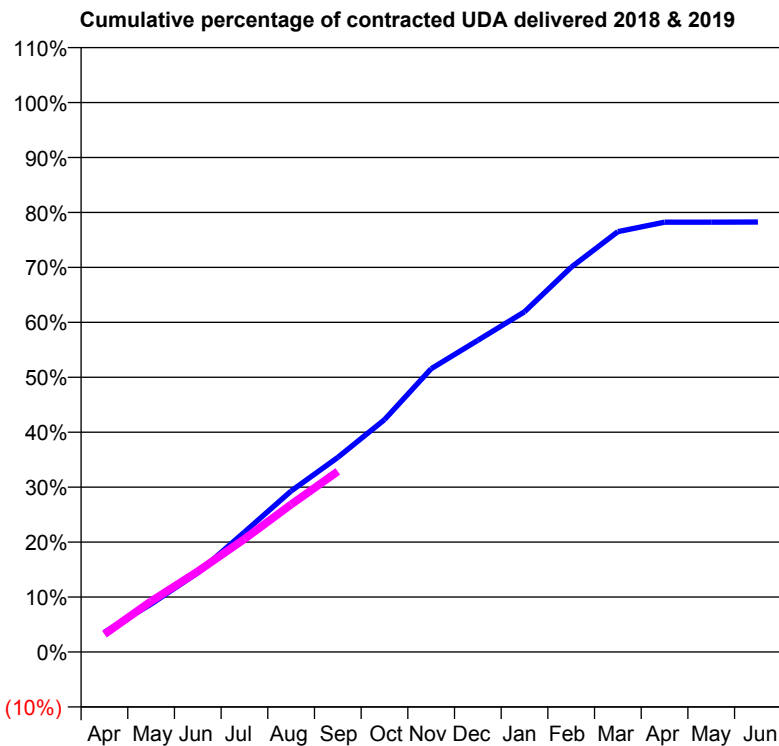
18/19 Contracted general activity (UDA)	10,363
Carry forward general activity (UDA)	0
18/19 Contracted orthodontic activity (UOA)	0
Carry forward orthodontic activity (UOA)	0
Baseline contract value	£307,128.60

ACCESS*

Patients seen in 24 months	Total	Change since previous quarter
Quarter ending September 2017	3,213	
Quarter ending December 2017	3,267	→
Quarter ending March 2018	3,257	→
Quarter ending June 2018	3,244	→
Quarter ending September 2018	3,150	↓
Variance since September 2017	(2.0%)	↓



ACTIVITY



Adjusted Scheduled Activity (UDA)		
Month	2018	2019
April	374	336
May	905	957
June	1,496	1,519
July	2,261	2,130
August	3,038	2,782
September	3,669	3,406
October	4,383	
November	5,343	
December	5,878	
January	6,416	
February	7,256	
March	7,927	
April	8,106	
May	8,107	
June	8,110	

QUALITY

	Quantity	Base Number	Contract	AT	Region	England
% of FP17s for the same patient ID Re-attending within 3 months - Children	34	514	6.6%	9.9%	11.5%	11.6%
% of FP17s for the same patient ID Re-attending within 3 months - Adults	113	995	11.4%	15.6%	16.5%	15.5%
% of FP17s for the same patient ID Re-attending between 3 & 9 months - Children	191	514	37.2%	48.4%	48.5%	58.8%
% of FP17s for the same patient ID Re-attending between 3 & 9 months - Adults	339	995	34.1%	38.4%	39.1%	51.1%
% of FP17s for Band 1 Urgent Courses	120	1,435	8.4%	11.0%	10.6%	9.0%
% of FP17s Relating to Free Repair or Replacements	10	1,435	0.7%	0.5%	0.5%	0.8%
% of FP17s Relating to Continuations	17	1,435	1.2%	0.5%	0.7%	0.9%
% of Patients satisfied with the dentistry they have received	0	0	N/A	89.0%	90.5%	93.3%
% of Patients satisfied with the time they had to wait for an appointment	0	0	N/A	85.3%	85.1%	88.9%

* This is based on patients treated on this contract for their most recent course of treatment. Figures in italics indicate the base number of FP17s or Patient Questionnaire responses are less than 100. N/A is shown where the base number of responses is less than 10 during the period. % is calculated as Quantity/Base number*100

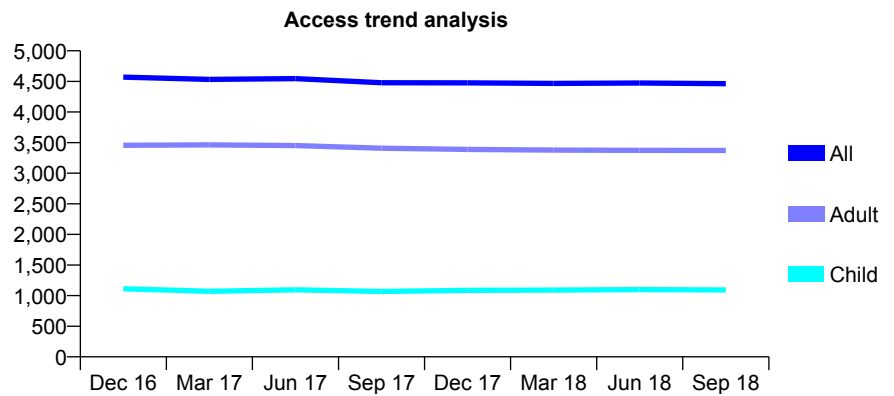
Q62 - Vital Signs At a Glance Contract Report for 119180/0001 - September 2018

Name or company name	Mr B Metha & Mr S Mehta
Contract type name	GDS Contract
Purpose of contract	General
Contract start date	01/07/2011
Contract end date	

18/19 Contracted general activity (UDA)	12,455
Carry forward general activity (UDA)	-36
18/19 Contracted orthodontic activity (UOA)	0
Carry forward orthodontic activity (UOA)	0
Baseline contract value	£397,070.87

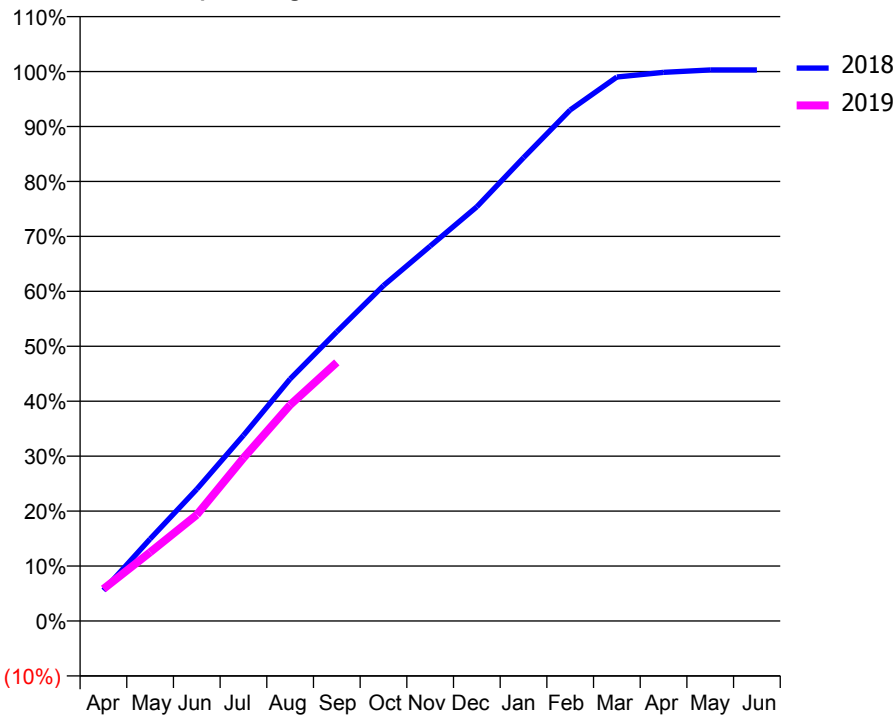
ACCESS*

Patients seen in 24 months	Total	Change since previous quarter
Quarter ending September 2017	4,478	
Quarter ending December 2017	4,475	→
Quarter ending March 2018	4,468	→
Quarter ending June 2018	4,474	→
Quarter ending September 2018	4,464	→
Variance since September 2017	(0.3%)	→



ACTIVITY

Cumulative percentage of contracted UDA delivered 2018 & 2019



Month	Adjusted Scheduled Activity (UDA)	
	2018	2019
April	694	728
May	1,862	1,558
June	2,987	2,407
July	4,210	3,694
August	5,487	4,898
September	6,557	5,861
October	7,604	
November	8,498	
December	9,390	
January	10,502	
February	11,584	
March	12,329	
April	12,436	
May	12,490	
June	12,491	

QUALITY

	Quantity	Base Number	Contract	AT	Region	England
% of FP17s for the same patient ID Re-attending within 3 months - Children	87	898	9.7%	9.9%	11.5%	11.6%
% of FP17s for the same patient ID Re-attending within 3 months - Adults	228	1,888	12.1%	15.6%	16.5%	15.5%
% of FP17s for the same patient ID Re-attending between 3 & 9 months - Children	538	898	59.9%	48.4%	48.5%	58.8%
% of FP17s for the same patient ID Re-attending between 3 & 9 months - Adults	790	1,888	41.8%	38.4%	39.1%	51.1%
% of FP17s for Band 1 Urgent Courses	203	2,704	7.5%	11.0%	10.6%	9.0%
% of FP17s Relating to Free Repair or Replacements	3	2,704	0.1%	0.5%	0.5%	0.8%
% of FP17s Relating to Continuations	16	2,704	0.6%	0.5%	0.7%	0.9%
% of Patients satisfied with the dentistry they have received	3	3	N/A	89.0%	90.5%	93.3%
% of Patients satisfied with the time they had to wait for an appointment	3	3	N/A	85.3%	85.1%	88.9%

* This is based on patients treated on this contract for their most recent course of treatment. Figures in italics indicate the base number of FP17s or Patient Questionnaire responses are less than 100. N/A is shown where the base number of responses is less than 10 during the period. % is calculated as Quantity/Base number*100

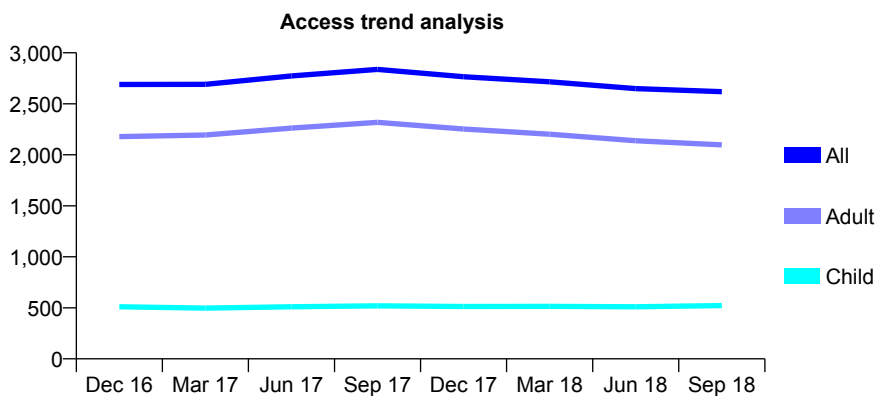
Q62 - Vital Signs At a Glance Contract Report for 124702/0001 - September 2018

Name or company name	S Cowley, R Ingham and J Angelo
Contract type name	GDS Contract
Purpose of contract	General
Contract start date	01/01/2015
Contract end date	

18/19 Contracted general activity (UDA)	13,793
Carry forward general activity (UDA)	402
18/19 Contracted orthodontic activity (UOA)	0
Carry forward orthodontic activity (UOA)	0
Baseline contract value	£449,399.57

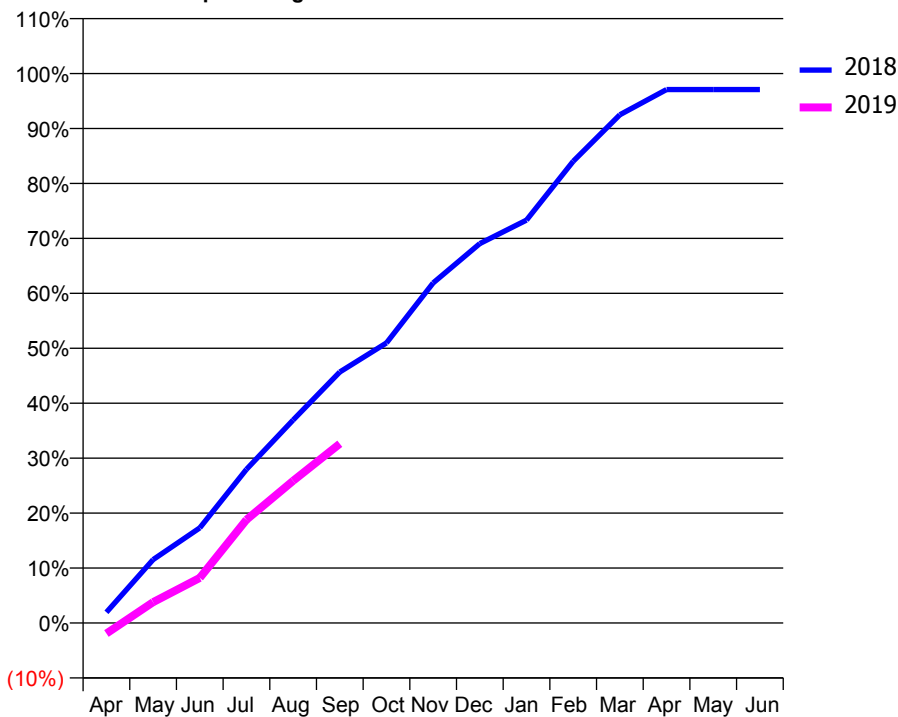
ACCESS*

Patients seen in 24 months	Total	Change since previous quarter
Quarter ending September 2017	2,837	
Quarter ending December 2017	2,766	↓
Quarter ending March 2018	2,716	↓
Quarter ending June 2018	2,649	↓
Quarter ending September 2018	2,619	↓
Variance since September 2017	(7.7%)	↓



ACTIVITY

Cumulative percentage of contracted UDA delivered 2018 & 2019



Adjusted Scheduled Activity (UDA)

Month	2018	2019
April	269	-265
May	1,590	523
June	2,390	1,132
July	3,857	2,592
August	5,098	3,570
September	6,300	4,499
October	7,030	
November	8,536	
December	9,524	
January	10,114	
February	11,591	
March	12,756	
April	13,391	
May	13,391	
June	13,391	

QUALITY

	Quantity	Base Number	Contract	AT	Region	England
% of FP17s for the same patient ID Re-attending within 3 months - Children	20	302	6.6%	9.9%	11.5%	11.6%
% of FP17s for the same patient ID Re-attending within 3 months - Adults	189	1,071	17.6%	15.6%	16.5%	15.5%
% of FP17s for the same patient ID Re-attending between 3 & 9 months - Children	134	302	44.4%	48.4%	48.5%	58.8%
% of FP17s for the same patient ID Re-attending between 3 & 9 months - Adults	417	1,071	38.9%	38.4%	39.1%	51.1%
% of FP17s for Band 1 Urgent Courses	198	1,267	15.6%	11.0%	10.6%	9.0%
% of FP17s Relating to Free Repair or Replacements	6	1,267	0.5%	0.5%	0.5%	0.8%
% of FP17s Relating to Continuations	22	1,267	1.7%	0.5%	0.7%	0.9%
% of Patients satisfied with the dentistry they have received	1	1	N/A	89.0%	90.5%	93.3%
% of Patients satisfied with the time they had to wait for an appointment	1	1	N/A	85.3%	85.1%	88.9%

* This is based on patients treated on this contract for their most recent course of treatment. Figures in italics indicate the base number of FP17s or Patient Questionnaire responses are less than 100. N/A is shown where the base number of responses is less than 10 during the period. % is calculated as Quantity/Base number*100

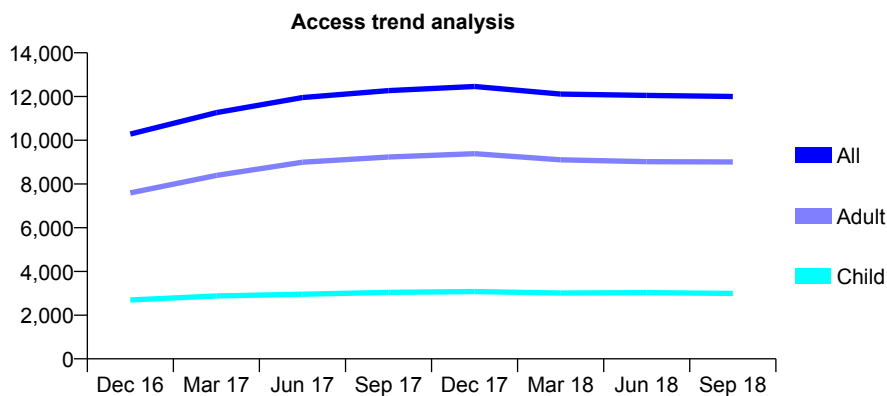
Q62 - Vital Signs At a Glance Contract Report for 125261/0001 - September 2018

Name or company name	Haven Green Clinic Limited
Contract type name	GDS Contract
Purpose of contract	General
Contract start date	01/08/2015
Contract end date	

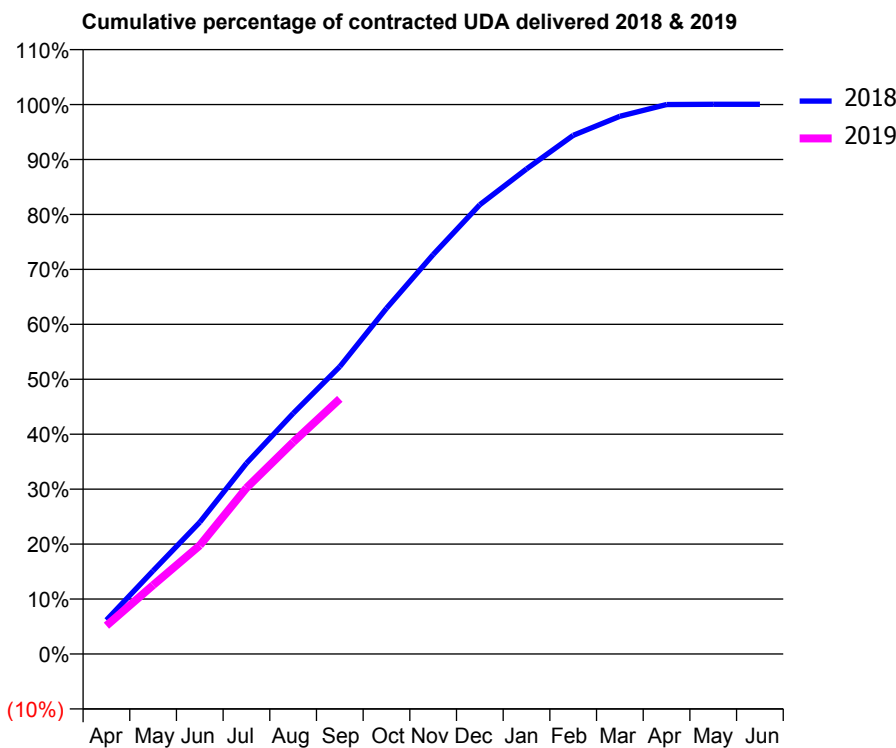
18/19 Contracted general activity (UDA)	25,243
Carry forward general activity (UDA)	-13
18/19 Contracted orthodontic activity (UOA)	0
Carry forward orthodontic activity (UOA)	0
Baseline contract value	£721,852.21

ACCESS*

Patients seen in 24 months	Total	Change since previous quarter
Quarter ending September 2017	12,272	
Quarter ending December 2017	12,461	→
Quarter ending March 2018	12,115	↓
Quarter ending June 2018	12,050	→
Quarter ending September 2018	12,002	→
Variance since September 2017	(2.2%)	↓



ACTIVITY



Adjusted Scheduled Activity (UDA)		
Month	2018	2019
April	1,560	1,299
May	3,824	3,164
June	6,055	4,987
July	8,763	7,632
August	11,052	9,732
September	13,201	11,722
October	15,880	
November	18,347	
December	20,639	
January	22,285	
February	23,829	
March	24,705	
April	25,238	
May	25,256	
June	25,256	

QUALITY

	Quantity	Base Number	Contract	AT	Region	England
% of FP17s for the same patient ID Re-attending within 3 months - Children	115	1,866	6.2%	9.9%	11.5%	11.6%
% of FP17s for the same patient ID Re-attending within 3 months - Adults	580	4,799	12.1%	15.6%	16.5%	15.5%
% of FP17s for the same patient ID Re-attending between 3 & 9 months - Children	835	1,866	44.7%	48.4%	48.5%	58.8%
% of FP17s for the same patient ID Re-attending between 3 & 9 months - Adults	1,772	4,799	36.9%	38.4%	39.1%	51.1%
% of FP17s for Band 1 Urgent Courses	793	6,339	12.5%	11.0%	10.6%	9.0%
% of FP17s Relating to Free Repair or Replacements	50	6,339	0.8%	0.5%	0.5%	0.8%
% of FP17s Relating to Continuations	0	6,339	0.0%	0.5%	0.7%	0.9%
% of Patients satisfied with the dentistry they have received	6	6	N/A	89.0%	90.5%	93.3%
% of Patients satisfied with the time they had to wait for an appointment	5	6	N/A	85.3%	85.1%	88.9%

* This is based on patients treated on this contract for their most recent course of treatment. Figures in italics indicate the base number of FP17s or Patient Questionnaire responses are less than 100. N/A is shown where the base number of responses is less than 10 during the period. % is calculated as Quantity/Base number*100

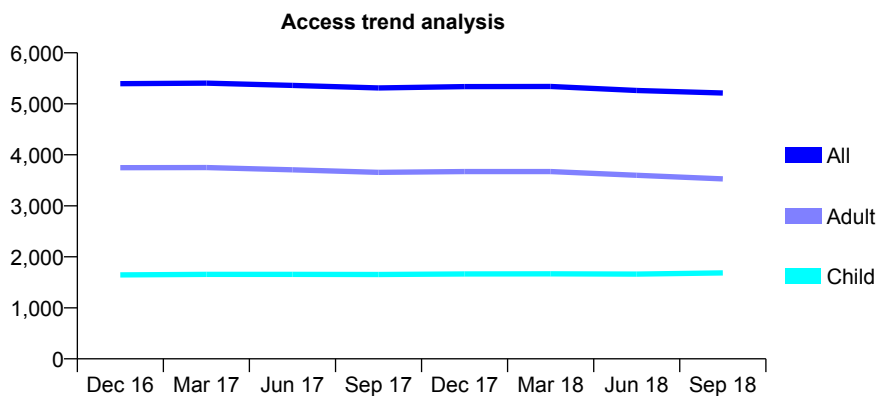
Q62 - Vital Signs At a Glance Contract Report for 129771/0001 - September 2018

Name or company name	Feltham Dental Care
Contract type name	GDS Contract
Purpose of contract	General
Contract start date	01/06/2012
Contract end date	

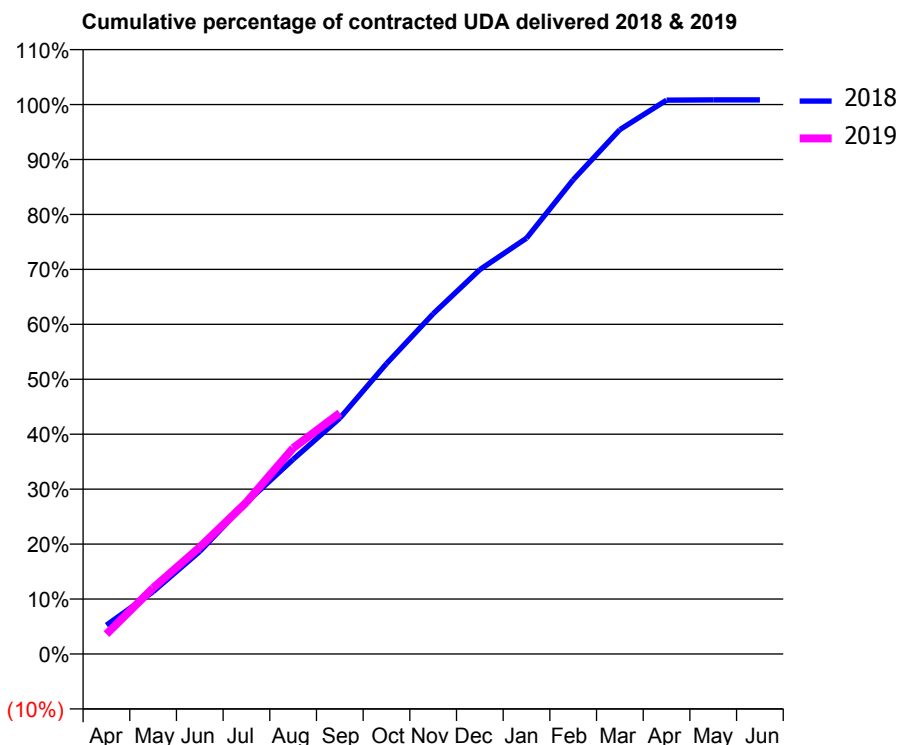
18/19 Contracted general activity (UDA)	15,351
Carry forward general activity (UDA)	-129
18/19 Contracted orthodontic activity (UOA)	0
Carry forward orthodontic activity (UOA)	0
Baseline contract value	£435,836.09

ACCESS*

Patients seen in 24 months	Total	Change since previous quarter
Quarter ending September 2017	5,311	
Quarter ending December 2017	5,337	→
Quarter ending March 2018	5,339	→
Quarter ending June 2018	5,261	↓
Quarter ending September 2018	5,213	→
Variance since September 2017	(1.8%)	↓



ACTIVITY



Month	Adjusted Scheduled Activity (UDA)	
	2018	2019
April	806	555
May	1,742	1,847
June	2,866	2,987
July	4,232	4,240
August	5,438	5,754
September	6,588	6,735
October	8,110	
November	9,506	
December	10,737	
January	11,619	
February	13,250	
March	14,649	
April	15,473	
May	15,479	
June	15,480	

QUALITY

	Quantity	Base Number	Contract	AT	Region	England
% of FP17s for the same patient ID Re-attending within 3 months - Children	72	1,115	6.5%	9.9%	11.5%	11.6%
% of FP17s for the same patient ID Re-attending within 3 months - Adults	201	1,856	10.8%	15.6%	16.5%	15.5%
% of FP17s for the same patient ID Re-attending between 3 & 9 months - Children	641	1,115	57.5%	48.4%	48.5%	58.8%
% of FP17s for the same patient ID Re-attending between 3 & 9 months - Adults	887	1,856	47.8%	38.4%	39.1%	51.1%
% of FP17s for Band 1 Urgent Courses	149	2,674	5.6%	11.0%	10.6%	9.0%
% of FP17s Relating to Free Repair or Replacements	10	2,674	0.4%	0.5%	0.5%	0.8%
% of FP17s Relating to Continuations	27	2,674	1.0%	0.5%	0.7%	0.9%
% of Patients satisfied with the dentistry they have received	1	2	N/A	89.0%	90.5%	93.3%
% of Patients satisfied with the time they had to wait for an appointment	2	2	N/A	85.3%	85.1%	88.9%

* This is based on patients treated on this contract for their most recent course of treatment. Figures in italics indicate the base number of FP17s or Patient Questionnaire responses are less than 100. N/A is shown where the base number of responses is less than 10 during the period. % is calculated as Quantity/Base number*100

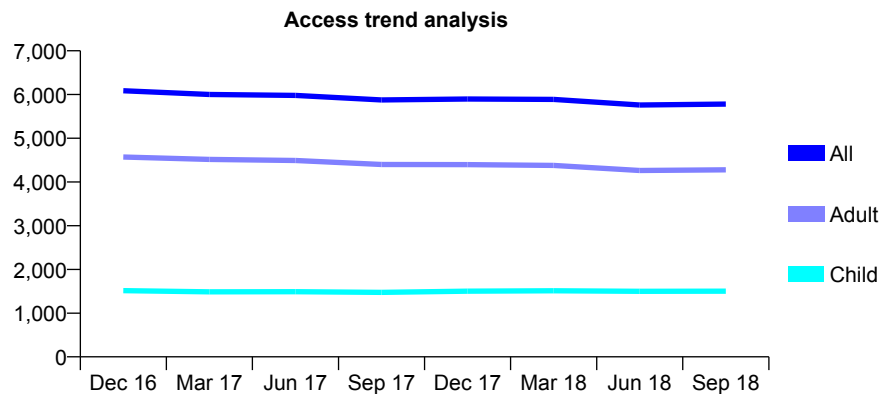
Q62 - Vital Signs At a Glance Contract Report for 130443/0001 - September 2018

Name or company name	Dr. L. Patel
Contract type name	GDS Contract
Purpose of contract	General
Contract start date	01/06/2011
Contract end date	

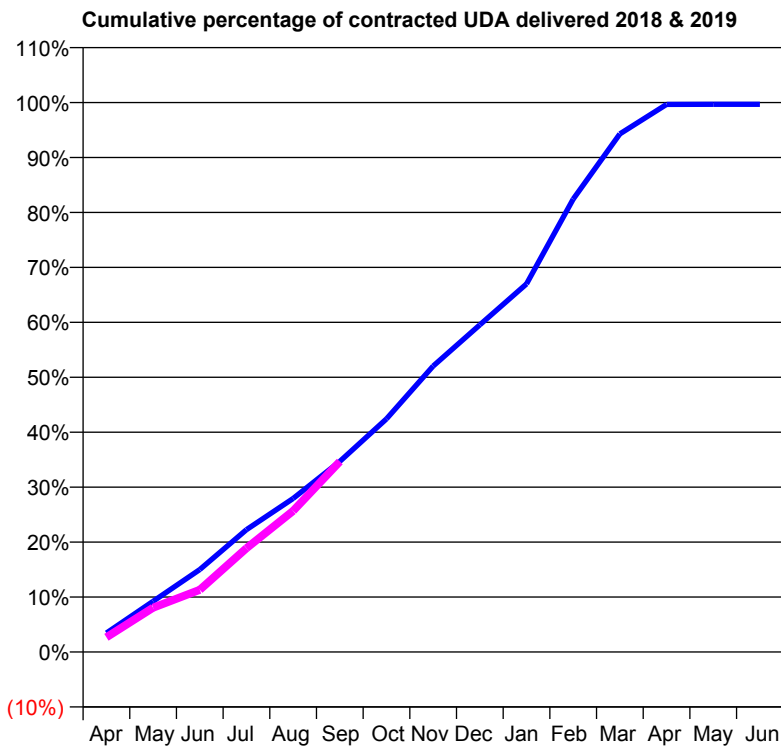
18/19 Contracted general activity (UDA)	14,053
Carry forward general activity (UDA)	47
18/19 Contracted orthodontic activity (UOA)	0
Carry forward orthodontic activity (UOA)	0
Baseline contract value	£307,807.45

ACCESS*

Patients seen in 24 months	Total	Change since previous quarter
Quarter ending September 2017	5,876	
Quarter ending December 2017	5,898	→
Quarter ending March 2018	5,889	→
Quarter ending June 2018	5,760	↓
Quarter ending September 2018	5,781	→
Variance since September 2017	(1.6%)	↓



ACTIVITY



Month	Adjusted Scheduled Activity (UDA)	
	2018	2019
April	487	378
May	1,298	1,133
June	2,110	1,592
July	3,128	2,655
August	3,928	3,609
September	4,875	4,872
October	5,964	
November	7,312	
December	8,366	
January	9,414	
February	11,584	
March	13,252	
April	14,004	
May	14,006	
June	14,006	

QUALITY

	Quantity	Base Number	Contract	AT	Region	England
% of FP17s for the same patient ID Re-attending within 3 months - Children	62	933	6.6%	9.9%	11.5%	11.6%
% of FP17s for the same patient ID Re-attending within 3 months - Adults	191	2,067	9.2%	15.6%	16.5%	15.5%
% of FP17s for the same patient ID Re-attending between 3 & 9 months - Children	525	933	56.3%	48.4%	48.5%	58.8%
% of FP17s for the same patient ID Re-attending between 3 & 9 months - Adults	956	2,067	46.3%	38.4%	39.1%	51.1%
% of FP17s for Band 1 Urgent Courses	150	2,331	6.4%	11.0%	10.6%	9.0%
% of FP17s Relating to Free Repair or Replacements	5	2,331	0.2%	0.5%	0.5%	0.8%
% of FP17s Relating to Continuations	4	2,331	0.2%	0.5%	0.7%	0.9%
% of Patients satisfied with the dentistry they have received	2	2	N/A	89.0%	90.5%	93.3%
% of Patients satisfied with the time they had to wait for an appointment	2	2	N/A	85.3%	85.1%	88.9%

* This is based on patients treated on this contract for their most recent course of treatment. Figures in italics indicate the base number of FP17s or Patient Questionnaire responses are less than 100. N/A is shown where the base number of responses is less than 10 during the period. % is calculated as Quantity/Base number*100

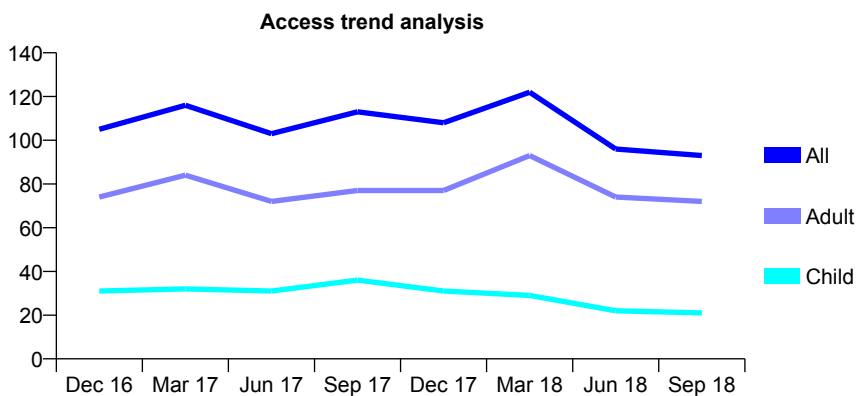
Q62 - Vital Signs At a Glance Contract Report for 134198/0001 - September 2018

Name or company name	A Vazir & E Vazir
Contract type name	GDS Contract
Purpose of contract	General
Contract start date	01/04/2010
Contract end date	

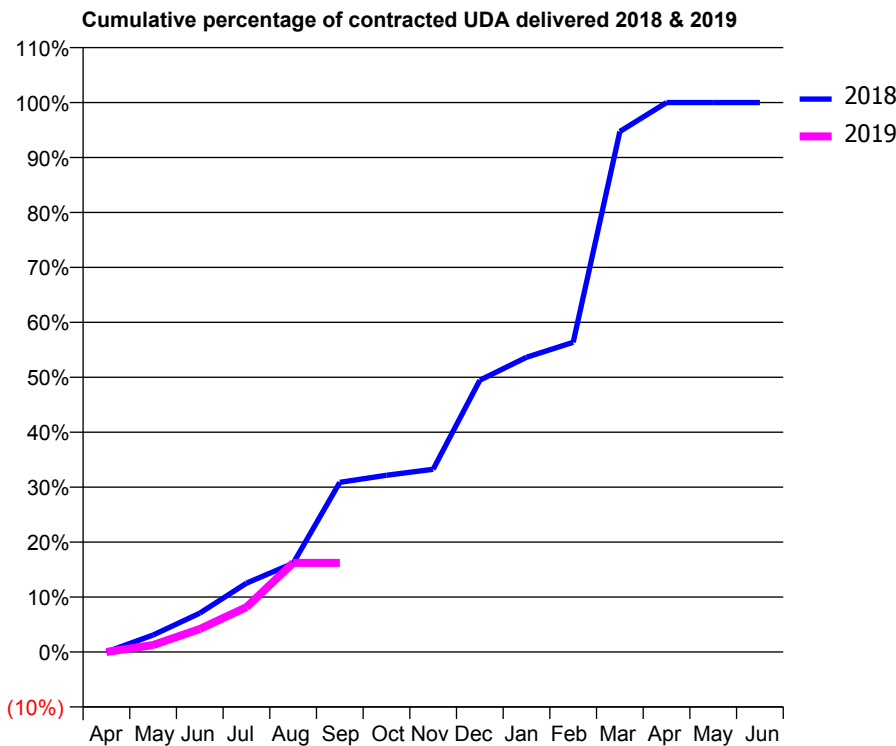
18/19 Contracted general activity (UDA)	551
Carry forward general activity (UDA)	0
18/19 Contracted orthodontic activity (UOA)	0
Carry forward orthodontic activity (UOA)	0
Baseline contract value	£19,905.94

ACCESS*

Patients seen in 24 months	Total	Change since previous quarter
Quarter ending September 2017	113	
Quarter ending December 2017	108	↓
Quarter ending March 2018	122	↑
Quarter ending June 2018	96	↓
Quarter ending September 2018	93	↓
Variance since September 2017	(17.7%)	↓



ACTIVITY



Month	Adjusted Scheduled Activity (UDA)	
	2018	2019
April	0	0
May	17	7
June	39	23
July	69	45
August	89	89
September	170	89
October	177	
November	183	
December	273	
January	296	
February	311	
March	522	
April	551	
May	551	
June	551	

QUALITY

	Quantity	Base Number	Contract	AT	Region	England
% of FP17s for the same patient ID Re-attending within 3 months - Children	0	6	0.0%	9.9%	11.5%	11.6%
% of FP17s for the same patient ID Re-attending within 3 months - Adults	0	29	0.0%	15.6%	16.5%	15.5%
% of FP17s for the same patient ID Re-attending between 3 & 9 months - Children	2	6	33.3%	48.4%	48.5%	58.8%
% of FP17s for the same patient ID Re-attending between 3 & 9 months - Adults	3	29	10.3%	38.4%	39.1%	51.1%
% of FP17s for Band 1 Urgent Courses	2	30	6.7%	11.0%	10.6%	9.0%
% of FP17s Relating to Free Repair or Replacements	0	30	0.0%	0.5%	0.5%	0.8%
% of FP17s Relating to Continuations	0	30	0.0%	0.5%	0.7%	0.9%
% of Patients satisfied with the dentistry they have received	1	1	N/A	89.0%	90.5%	93.3%
% of Patients satisfied with the time they had to wait for an appointment	1	1	N/A	85.3%	85.1%	88.9%

* This is based on patients treated on this contract for their most recent course of treatment. Figures in italics indicate the base number of FP17s or Patient Questionnaire responses are less than 100. N/A is shown where the base number of responses is less than 10 during the period. % is calculated as Quantity/Base number*100

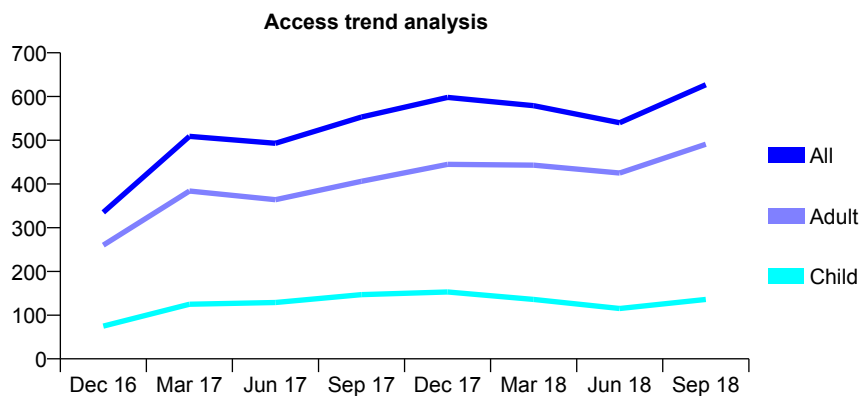
Q62 - Vital Signs At a Glance Contract Report for 134198/0002 - September 2018

Name or company name	A Vazir & E Vazir
Contract type name	GDS Contract
Purpose of contract	General
Contract start date	01/04/2010
Contract end date	

18/19 Contracted general activity (UDA)	2,327
Carry forward general activity (UDA)	5
18/19 Contracted orthodontic activity (UOA)	0
Carry forward orthodontic activity (UOA)	0
Baseline contract value	£77,072.04

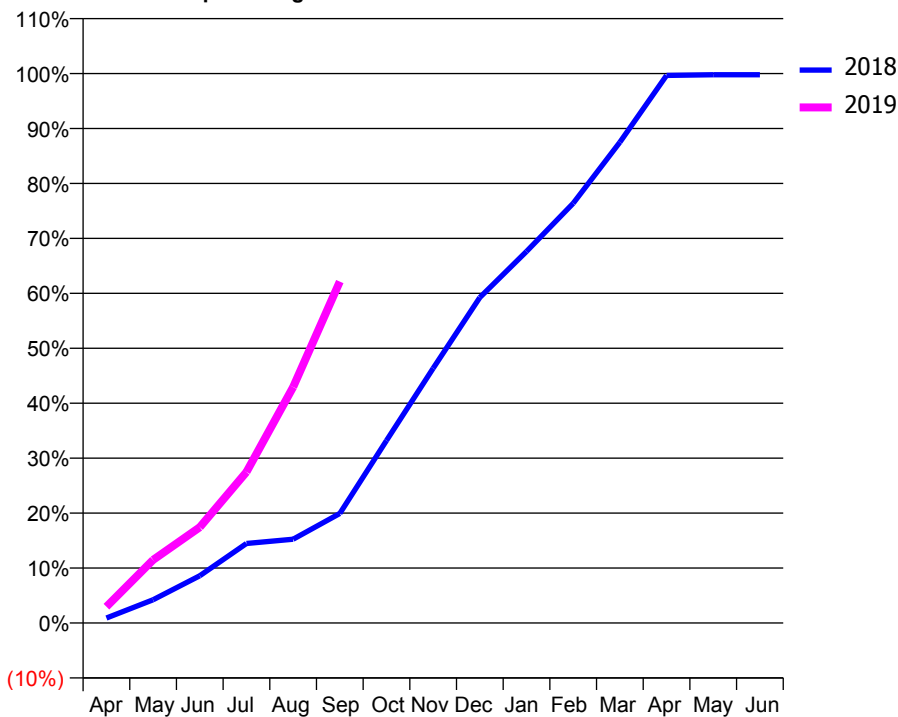
ACCESS*

Patients seen in 24 months	Total	Change since previous quarter
Quarter ending September 2017	553	
Quarter ending December 2017	598	↑
Quarter ending March 2018	579	↓
Quarter ending June 2018	540	↓
Quarter ending September 2018	627	↑
Variance since September 2017	13.4%	↑



ACTIVITY

Cumulative percentage of contracted UDA delivered 2018 & 2019



Month	Adjusted Scheduled Activity (UDA)	
	2018	2019
April	21	69
May	99	267
June	200	406
July	337	639
August	355	999
September	464	1,446
October	773	
November	1,079	
December	1,379	
January	1,574	
February	1,777	
March	2,036	
April	2,319	
May	2,322	
June	2,322	

QUALITY

	Quantity	Base Number	Contract	AT	Region	England
% of FP17s for the same patient ID Re-attending within 3 months - Children	0	103	0.0%	9.9%	11.5%	11.6%
% of FP17s for the same patient ID Re-attending within 3 months - Adults	17	284	6.0%	15.6%	16.5%	15.5%
% of FP17s for the same patient ID Re-attending between 3 & 9 months - Children	24	103	23.3%	48.4%	48.5%	58.8%
% of FP17s for the same patient ID Re-attending between 3 & 9 months - Adults	35	284	12.3%	38.4%	39.1%	51.1%
% of FP17s for Band 1 Urgent Courses	29	349	8.3%	11.0%	10.6%	9.0%
% of FP17s Relating to Free Repair or Replacements	0	349	0.0%	0.5%	0.5%	0.8%
% of FP17s Relating to Continuations	0	349	0.0%	0.5%	0.7%	0.9%
% of Patients satisfied with the dentistry they have received	0	0	N/A	89.0%	90.5%	93.3%
% of Patients satisfied with the time they had to wait for an appointment	0	0	N/A	85.3%	85.1%	88.9%

* This is based on patients treated on this contract for their most recent course of treatment. Figures in italics indicate the base number of FP17s or Patient Questionnaire responses are less than 100. N/A is shown where the base number of responses is less than 10 during the period. % is calculated as Quantity/Base number*100

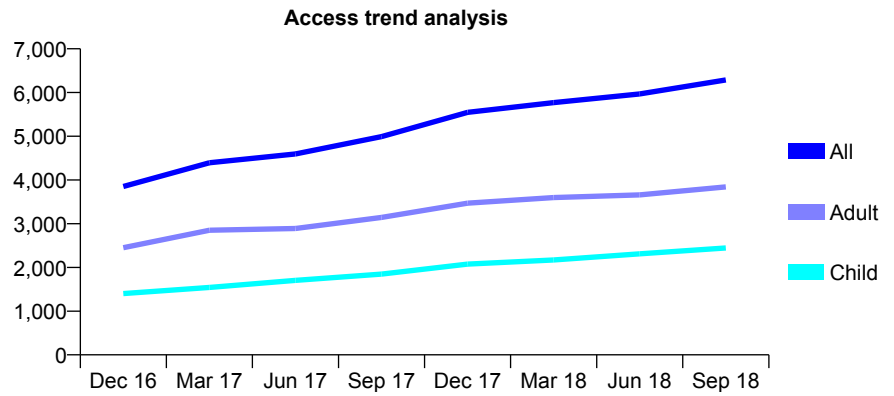
Q62 - Vital Signs At a Glance Contract Report for 134732/0001 - September 2018

Name or company name	SK Dental Staines Road Dental Practice Pa
Contract type name	GDS Contract
Purpose of contract	General
Contract start date	01/01/2016
Contract end date	

18/19 Contracted general activity (UDA)	16,423
Carry forward general activity (UDA)	0
18/19 Contracted orthodontic activity (UOA)	0
Carry forward orthodontic activity (UOA)	0
Baseline contract value	£509,158.16

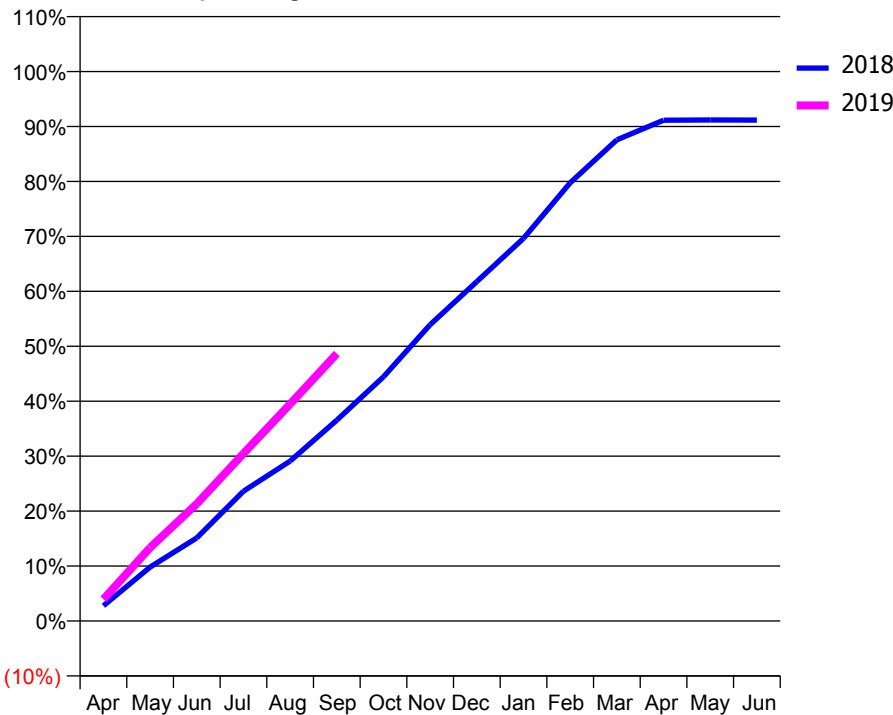
ACCESS*

Patients seen in 24 months	Total	Change since previous quarter
Quarter ending September 2017	4,990	
Quarter ending December 2017	5,546	↑
Quarter ending March 2018	5,768	↑
Quarter ending June 2018	5,968	↑
Quarter ending September 2018	6,289	↑
Variance since September 2017	26.0%	↑



ACTIVITY

Cumulative percentage of contracted UDA delivered 2018 & 2019



Month	Adjusted Scheduled Activity (UDA)	
	2018	2019
April	458	651
May	1,614	2,195
June	2,486	3,504
July	3,881	5,006
August	4,779	6,486
September	6,006	7,993
October	7,298	
November	8,858	
December	10,146	
January	11,435	
February	13,100	
March	14,379	
April	14,965	
May	14,974	
June	14,972	

QUALITY

	Quantity	Base Number	Contract	AT	Region	England
% of FP17s for the same patient ID Re-attending within 3 months - Children	47	1,685	2.8%	9.9%	11.5%	11.6%
% of FP17s for the same patient ID Re-attending within 3 months - Adults	135	2,161	6.2%	15.6%	16.5%	15.5%
% of FP17s for the same patient ID Re-attending between 3 & 9 months - Children	887	1,685	52.6%	48.4%	48.5%	58.8%
% of FP17s for the same patient ID Re-attending between 3 & 9 months - Adults	884	2,161	40.9%	38.4%	39.1%	51.1%
% of FP17s for Band 1 Urgent Courses	173	3,598	4.8%	11.0%	10.6%	9.0%
% of FP17s Relating to Free Repair or Replacements	13	3,598	0.4%	0.5%	0.5%	0.8%
% of FP17s Relating to Continuations	7	3,598	0.2%	0.5%	0.7%	0.9%
% of Patients satisfied with the dentistry they have received	2	2	N/A	89.0%	90.5%	93.3%
% of Patients satisfied with the time they had to wait for an appointment	1	2	N/A	85.3%	85.1%	88.9%

* This is based on patients treated on this contract for their most recent course of treatment. Figures in italics indicate the base number of FP17s or Patient Questionnaire responses are less than 100. N/A is shown where the base number of responses is less than 10 during the period. % is calculated as Quantity/Base number*100

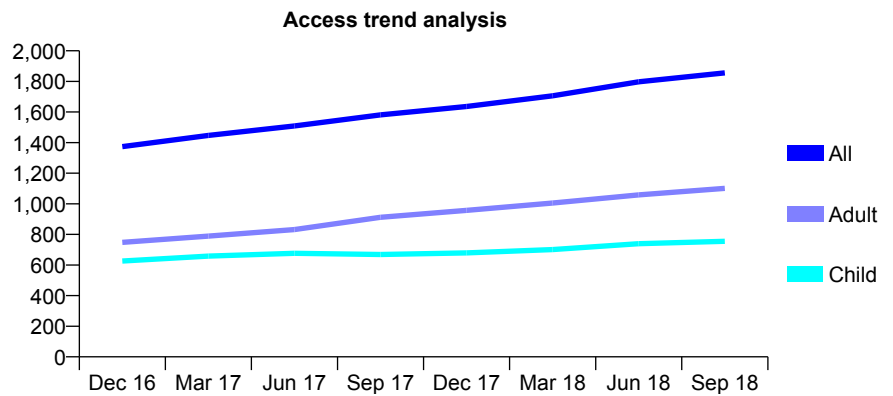
Q62 - Vital Signs At a Glance Contract Report for 135348/0001 - September 2018

Name or company name	Mr K. K. Kothary & Mr. P. Amin
Contract type name	GDS Contract
Purpose of contract	General
Contract start date	01/11/2013
Contract end date	

18/19 Contracted general activity (UDA)	8,498
Carry forward general activity (UDA)	793
18/19 Contracted orthodontic activity (UOA)	0
Carry forward orthodontic activity (UOA)	0
Baseline contract value	£223,671.20

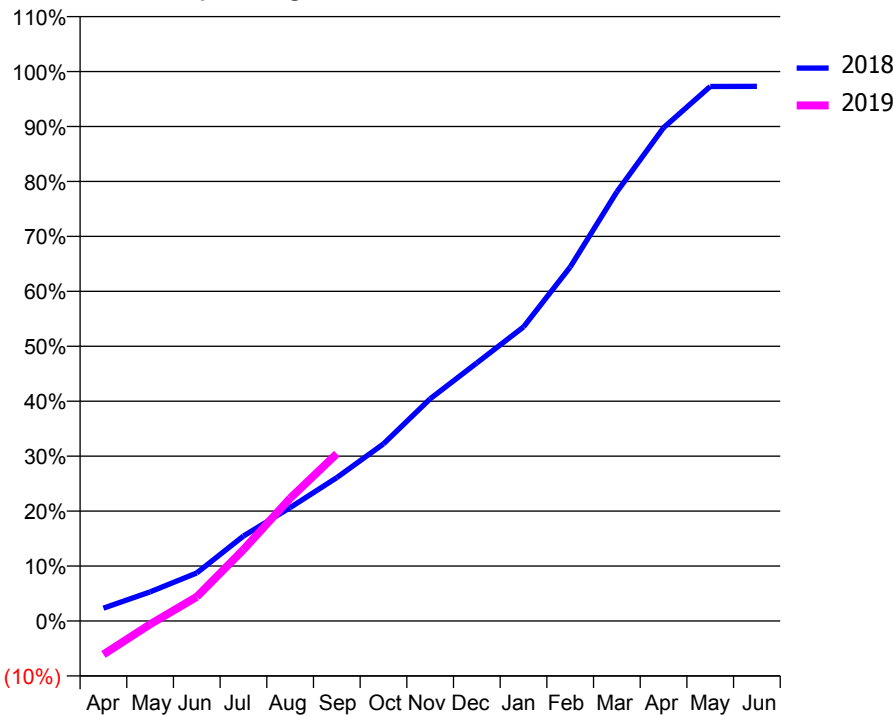
ACCESS*

Patients seen in 24 months	Total	Change since previous quarter
Quarter ending September 2017	1,581	
Quarter ending December 2017	1,636	↑
Quarter ending March 2018	1,706	↑
Quarter ending June 2018	1,797	↑
Quarter ending September 2018	1,856	↑
Variance since September 2017	17.4%	↑



ACTIVITY

Cumulative percentage of contracted UDA delivered 2018 & 2019



Month	Adjusted Scheduled Activity (UDA)	
	2018	2019
April	198	-518
May	450	-52
June	743	373
July	1,314	1,104
August	1,754	1,897
September	2,218	2,587
October	2,739	
November	3,437	
December	3,991	
January	4,549	
February	5,474	
March	6,638	
April	7,629	
May	8,266	
June	8,268	

QUALITY

	Quantity	Base Number	Contract	AT	Region	England
% of FP17s for the same patient ID Re-attending within 3 months - Children	59	640	9.2%	9.9%	11.5%	11.6%
% of FP17s for the same patient ID Re-attending within 3 months - Adults	267	890	30.0%	15.6%	16.5%	15.5%
% of FP17s for the same patient ID Re-attending between 3 & 9 months - Children	348	640	54.4%	48.4%	48.5%	58.8%
% of FP17s for the same patient ID Re-attending between 3 & 9 months - Adults	334	890	37.5%	38.4%	39.1%	51.1%
% of FP17s for Band 1 Urgent Courses	137	984	13.9%	11.0%	10.6%	9.0%
% of FP17s Relating to Free Repair or Replacements	4	984	0.4%	0.5%	0.5%	0.8%
% of FP17s Relating to Continuations	3	984	0.3%	0.5%	0.7%	0.9%
% of Patients satisfied with the dentistry they have received	0	0	N/A	89.0%	90.5%	93.3%
% of Patients satisfied with the time they had to wait for an appointment	0	0	N/A	85.3%	85.1%	88.9%

* This is based on patients treated on this contract for their most recent course of treatment. Figures in italics indicate the base number of FP17s or Patient Questionnaire responses are less than 100. N/A is shown where the base number of responses is less than 10 during the period. % is calculated as Quantity/Base number*100

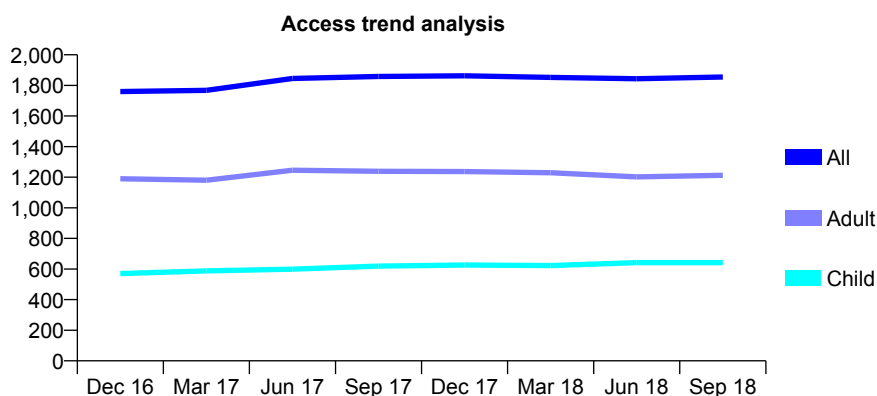
Q62 - Vital Signs At a Glance Contract Report for 136565/0001 - September 2018

Name or company name	Preeman Limited Smile For Life Dental Clin
Contract type name	GDS Contract
Purpose of contract	General
Contract start date	01/04/2011
Contract end date	

18/19 Contracted general activity (UDA)	8,350
Carry forward general activity (UDA)	0
18/19 Contracted orthodontic activity (UOA)	0
Carry forward orthodontic activity (UOA)	0
Baseline contract value	£203,192.57

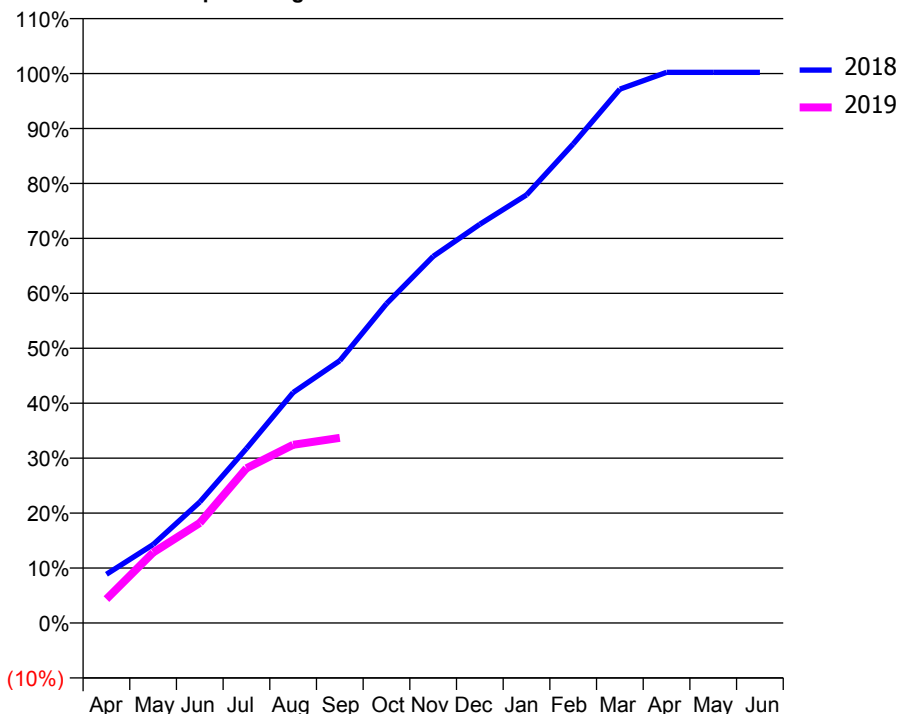
ACCESS*

Patients seen in 24 months	Total	Change since previous quarter
Quarter ending September 2017	1,858	
Quarter ending December 2017	1,863	→
Quarter ending March 2018	1,852	→
Quarter ending June 2018	1,844	→
Quarter ending September 2018	1,855	→
Variance since September 2017	(0.2%)	→



ACTIVITY

Cumulative percentage of contracted UDA delivered 2018 & 2019



Month	Adjusted Scheduled Activity (UDA)	
	2018	2019
April	740	363
May	1,193	1,071
June	1,838	1,520
July	2,652	2,351
August	3,503	2,707
September	3,987	2,814
October	4,851	
November	5,570	
December	6,059	
January	6,504	
February	7,280	
March	8,112	
April	8,367	
May	8,367	
June	8,367	

QUALITY

	Quantity	Base Number	Contract	AT	Region	England
% of FP17s for the same patient ID Re-attending within 3 months - Children	19	330	5.8%	9.9%	11.5%	11.6%
% of FP17s for the same patient ID Re-attending within 3 months - Adults	52	506	10.3%	15.6%	16.5%	15.5%
% of FP17s for the same patient ID Re-attending between 3 & 9 months - Children	166	330	50.3%	48.4%	48.5%	58.8%
% of FP17s for the same patient ID Re-attending between 3 & 9 months - Adults	209	506	41.3%	38.4%	39.1%	51.1%
% of FP17s for Band 1 Urgent Courses	21	771	2.7%	11.0%	10.6%	9.0%
% of FP17s Relating to Free Repair or Replacements	2	771	0.3%	0.5%	0.5%	0.8%
% of FP17s Relating to Continuations	14	771	1.8%	0.5%	0.7%	0.9%
% of Patients satisfied with the dentistry they have received	0	0	N/A	89.0%	90.5%	93.3%
% of Patients satisfied with the time they had to wait for an appointment	0	0	N/A	85.3%	85.1%	88.9%

* This is based on patients treated on this contract for their most recent course of treatment. Figures in italics indicate the base number of FP17s or Patient Questionnaire responses are less than 100. N/A is shown where the base number of responses is less than 10 during the period. % is calculated as Quantity/Base number*100

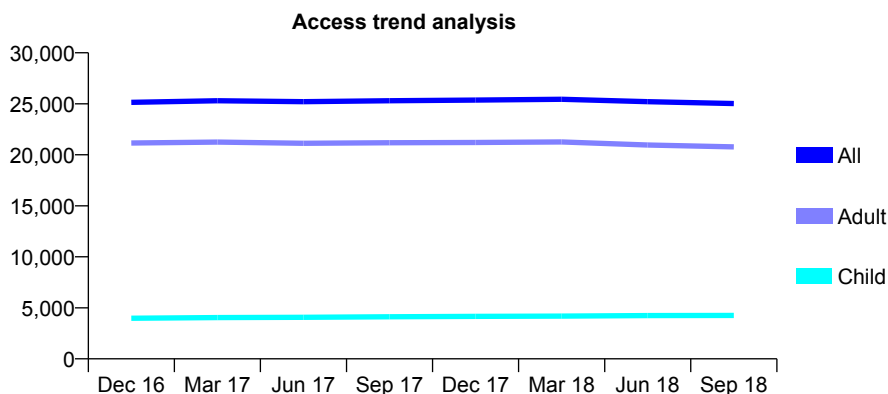
Q62 - Vital Signs At a Glance Contract Report for 138266/0001 - September 2018

Name or company name	Tooth and Mouth Limited
Contract type name	GDS Contract
Purpose of contract	General
Contract start date	01/04/2008
Contract end date	

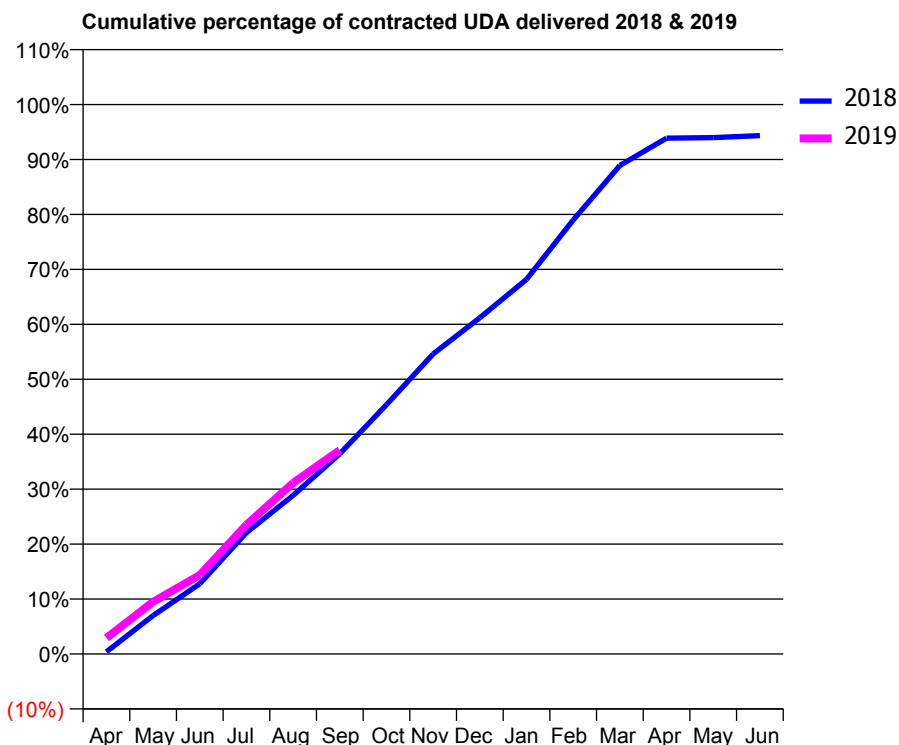
18/19 Contracted general activity (UDA)	70,150
Carry forward general activity (UDA)	0
18/19 Contracted orthodontic activity (UOA)	0
Carry forward orthodontic activity (UOA)	0
Baseline contract value	£2,257,059.16

ACCESS*

Patients seen in 24 months	Total	Change since previous quarter
Quarter ending September 2017	25,305	
Quarter ending December 2017	25,360	→
Quarter ending March 2018	25,442	→
Quarter ending June 2018	25,210	→
Quarter ending September 2018	25,028	→
Variance since September 2017	(1.1%)	↓



ACTIVITY



Month	Adjusted Scheduled Activity (UDA)	
	2018	2019
April	289	2,047
May	4,917	6,659
June	8,961	10,084
July	15,496	16,509
August	20,249	21,850
September	25,562	26,037
October	31,823	
November	38,303	
December	42,932	
January	47,827	
February	55,404	
March	62,365	
April	65,852	
May	65,923	
June	66,173	

QUALITY

	Quantity	Base Number	Contract	AT	Region	England
% of FP17s for the same patient ID Re-attending within 3 months - Children	174	2,736	6.4%	9.9%	11.5%	11.6%
% of FP17s for the same patient ID Re-attending within 3 months - Adults	1,550	10,315	15.0%	15.6%	16.5%	15.5%
% of FP17s for the same patient ID Re-attending between 3 & 9 months - Children	1,588	2,736	58.0%	48.4%	48.5%	58.8%
% of FP17s for the same patient ID Re-attending between 3 & 9 months - Adults	3,476	10,315	33.7%	38.4%	39.1%	51.1%
% of FP17s for Band 1 Urgent Courses	1,866	11,875	15.7%	11.0%	10.6%	9.0%
% of FP17s Relating to Free Repair or Replacements	78	11,875	0.7%	0.5%	0.5%	0.8%
% of FP17s Relating to Continuations	29	11,875	0.2%	0.5%	0.7%	0.9%
% of Patients satisfied with the dentistry they have received	4	6	N/A	89.0%	90.5%	93.3%
% of Patients satisfied with the time they had to wait for an appointment	6	6	N/A	85.3%	85.1%	88.9%

* This is based on patients treated on this contract for their most recent course of treatment. Figures in italics indicate the base number of FP17s or Patient Questionnaire responses are less than 100. N/A is shown where the base number of responses is less than 10 during the period. % is calculated as Quantity/Base number*100

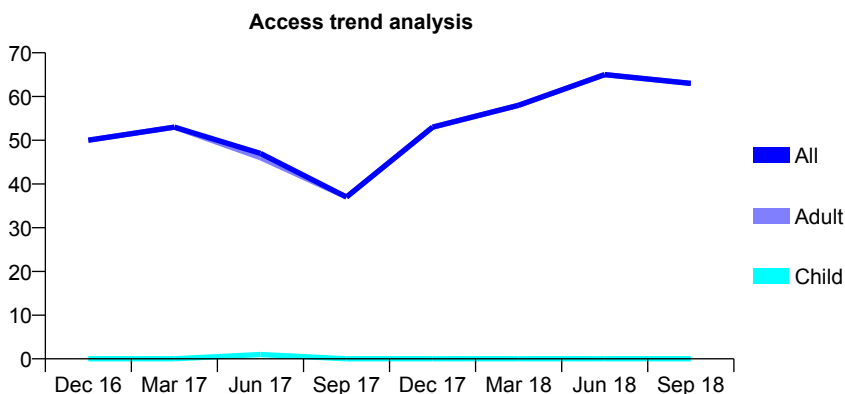
Q62 - Vital Signs At a Glance Contract Report for 138266/0003 - September 2018

Name or company name	Tooth and Mouth Limited
Contract type name	PDS Contract
Purpose of contract	General
Contract start date	01/04/2009
Contract end date	31/03/2019

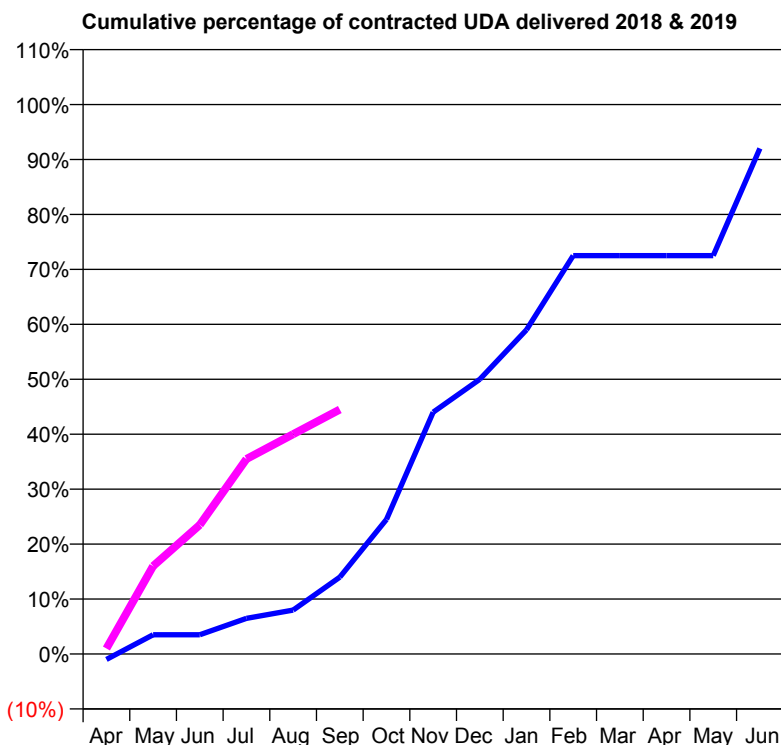
18/19 Contracted general activity (UDA)	200
Carry forward general activity (UDA)	1
18/19 Contracted orthodontic activity (UOA)	0
Carry forward orthodontic activity (UOA)	0
Baseline contract value	£26,033.21

ACCESS*

Patients seen in 24 months	Total	Change since previous quarter
Quarter ending September 2017	37	
Quarter ending December 2017	53	↑
Quarter ending March 2018	58	↑
Quarter ending June 2018	65	↑
Quarter ending September 2018	63	↓
Variance since September 2017	70.3%	↑



ACTIVITY



Adjusted Scheduled Activity (UDA)		
Month	2018	2019
April	-2	2
May	7	32
June	7	47
July	13	71
August	16	80
September	28	89
October	49	
November	88	
December	100	
January	118	
February	145	
March	145	
April	145	
May	145	
June	184	

QUALITY

	Quantity	Base Number	Contract	AT	Region	England
% of FP17s for the same patient ID Re-attending within 3 months - Children	0	0	N/A	9.9%	11.5%	11.6%
% of FP17s for the same patient ID Re-attending within 3 months - Adults	0	44	0.0%	15.6%	16.5%	15.5%
% of FP17s for the same patient ID Re-attending between 3 & 9 months - Children	0	0	N/A	48.4%	48.5%	58.8%
% of FP17s for the same patient ID Re-attending between 3 & 9 months - Adults	0	44	0.0%	38.4%	39.1%	51.1%
% of FP17s for Band 1 Urgent Courses	0	30	0.0%	11.0%	10.6%	9.0%
% of FP17s Relating to Free Repair or Replacements	0	30	0.0%	0.5%	0.5%	0.8%
% of FP17s Relating to Continuations	0	30	0.0%	0.5%	0.7%	0.9%
% of Patients satisfied with the dentistry they have received	0	0	N/A	89.0%	90.5%	93.3%
% of Patients satisfied with the time they had to wait for an appointment	0	0	N/A	85.3%	85.1%	88.9%

* This is based on patients treated on this contract for their most recent course of treatment. Figures in italics indicate the base number of FP17s or Patient Questionnaire responses are less than 100. N/A is shown where the base number of responses is less than 10 during the period. % is calculated as Quantity/Base number*100

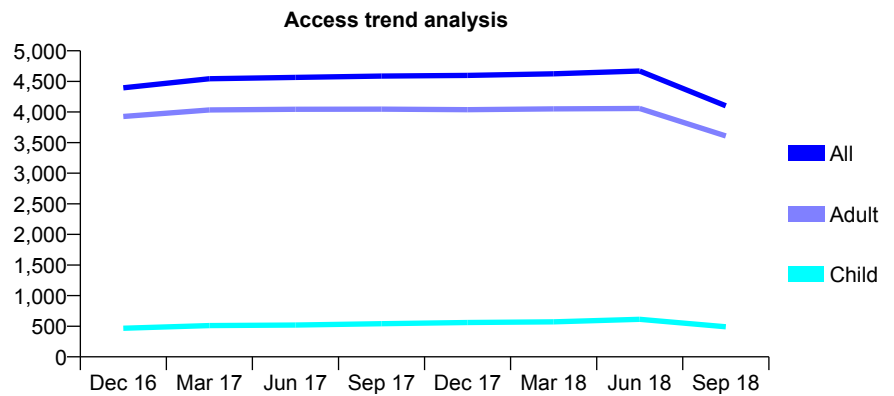
Q62 - Vital Signs At a Glance Contract Report for 138266/0005 - September 2018

Name or company name	Tooth and Mouth Limited
Contract type name	PDS Plus Contract
Purpose of contract	General
Contract start date	19/12/2011
Contract end date	31/07/2018

18/19 Contracted general activity (UDA)	4,833
Carry forward general activity (UDA)	0
18/19 Contracted orthodontic activity (UOA)	0
Carry forward orthodontic activity (UOA)	0
Baseline contract value	£81,997.00

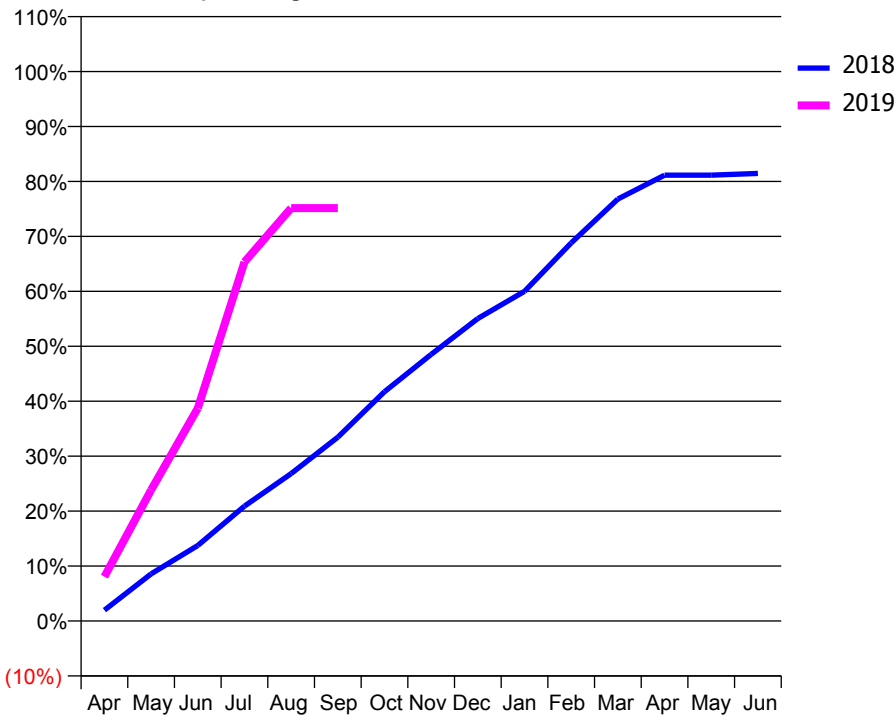
ACCESS*

Patients seen in 24 months	Total	Change since previous quarter
Quarter ending September 2017	4,588	
Quarter ending December 2017	4,599	→
Quarter ending March 2018	4,624	→
Quarter ending June 2018	4,671	→
Quarter ending September 2018	4,102	↓
Variance since September 2017	(10.6%)	↓



ACTIVITY

Cumulative percentage of contracted UDA delivered 2018 & 2019



Month	Adjusted Scheduled Activity (UDA)	
	2018	2019
April	286	390
May	1,245	1,153
June	1,992	1,871
July	3,032	3,158
August	3,889	3,632
September	4,850	3,632
October	6,049	
November	7,035	
December	7,981	
January	8,699	
February	9,978	
March	11,135	
April	11,766	
May	11,765	
June	11,812	

QUALITY

	Quantity	Base Number	Contract	AT	Region	England
% of FP17s for the same patient ID Re-attending within 3 months - Children	15	263	5.7%	9.9%	11.5%	11.6%
% of FP17s for the same patient ID Re-attending within 3 months - Adults	174	1,458	11.9%	15.6%	16.5%	15.5%
% of FP17s for the same patient ID Re-attending between 3 & 9 months - Children	135	263	51.3%	48.4%	48.5%	58.8%
% of FP17s for the same patient ID Re-attending between 3 & 9 months - Adults	411	1,458	28.2%	38.4%	39.1%	51.1%
% of FP17s for Band 1 Urgent Courses	262	1,498	17.5%	11.0%	10.6%	9.0%
% of FP17s Relating to Free Repair or Replacements	24	1,498	1.6%	0.5%	0.5%	0.8%
% of FP17s Relating to Continuations	4	1,498	0.3%	0.5%	0.7%	0.9%
% of Patients satisfied with the dentistry they have received	0	0	N/A	89.0%	90.5%	93.3%
% of Patients satisfied with the time they had to wait for an appointment	0	0	N/A	85.3%	85.1%	88.9%

* This is based on patients treated on this contract for their most recent course of treatment. Figures in italics indicate the base number of FP17s or Patient Questionnaire responses are less than 100. N/A is shown where the base number of responses is less than 10 during the period. % is calculated as Quantity/Base number*100

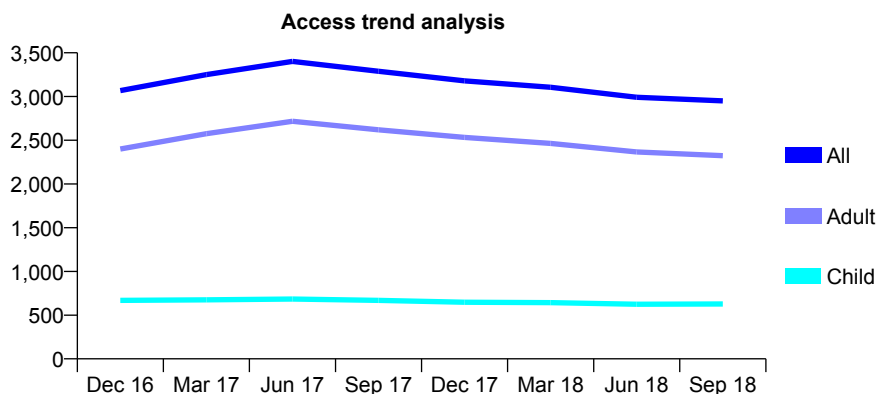
Q62 - Vital Signs At a Glance Contract Report for 141771/0001 - September 2018

Name or company name	Armytage Dental Practice
Contract type name	GDS Contract
Purpose of contract	General
Contract start date	01/07/2015
Contract end date	

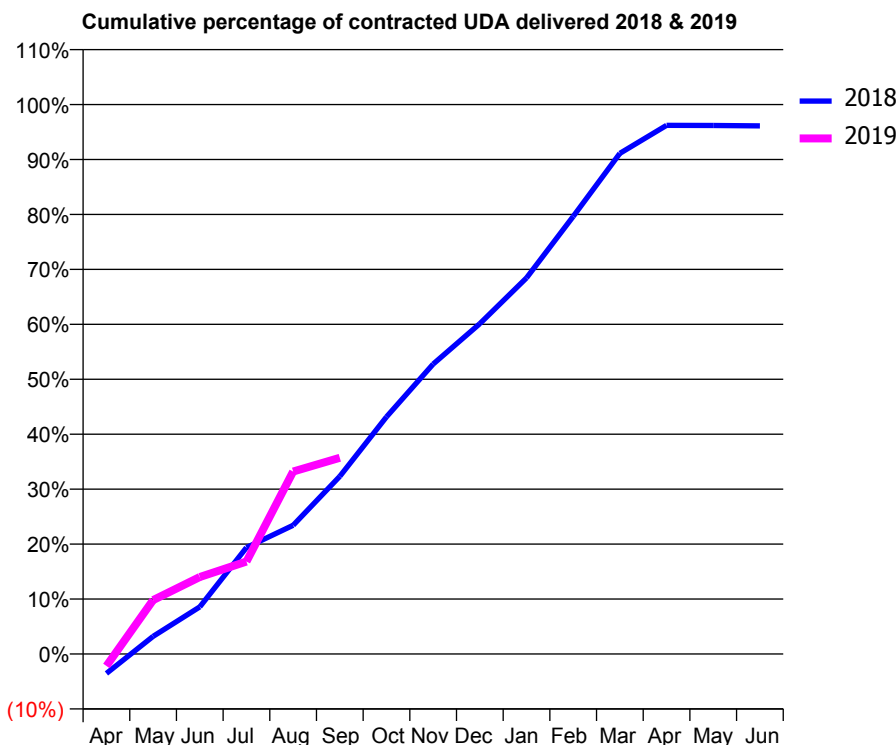
18/19 Contracted general activity (UDA)	11,529
Carry forward general activity (UDA)	449
18/19 Contracted orthodontic activity (UOA)	0
Carry forward orthodontic activity (UOA)	0
Baseline contract value	£347,181.41

ACCESS*

Patients seen in 24 months	Total	Change since previous quarter
Quarter ending September 2017	3,289	
Quarter ending December 2017	3,179	↓
Quarter ending March 2018	3,106	↓
Quarter ending June 2018	2,991	↓
Quarter ending September 2018	2,950	↓
Variance since September 2017	(10.3%)	↓



ACTIVITY



Month	Adjusted Scheduled Activity (UDA)	
	2018	2019
April	-409	-252
May	371	1,131
June	988	1,616
July	2,235	1,940
August	2,700	3,828
September	3,727	4,118
October	4,976	
November	6,085	
December	6,930	
January	7,890	
February	9,182	
March	10,503	
April	11,090	
May	11,089	
June	11,080	

QUALITY

	Quantity	Base Number	Contract	AT	Region	England
% of FP17s for the same patient ID Re-attending within 3 months - Children	14	376	3.7%	9.9%	11.5%	11.6%
% of FP17s for the same patient ID Re-attending within 3 months - Adults	71	993	7.2%	15.6%	16.5%	15.5%
% of FP17s for the same patient ID Re-attending between 3 & 9 months - Children	204	376	54.3%	48.4%	48.5%	58.8%
% of FP17s for the same patient ID Re-attending between 3 & 9 months - Adults	326	993	32.8%	38.4%	39.1%	51.1%
% of FP17s for Band 1 Urgent Courses	114	1,252	9.1%	11.0%	10.6%	9.0%
% of FP17s Relating to Free Repair or Replacements	16	1,252	1.3%	0.5%	0.5%	0.8%
% of FP17s Relating to Continuations	9	1,252	0.7%	0.5%	0.7%	0.9%
% of Patients satisfied with the dentistry they have received	3	4	N/A	89.0%	90.5%	93.3%
% of Patients satisfied with the time they had to wait for an appointment	2	4	N/A	85.3%	85.1%	88.9%

* This is based on patients treated on this contract for their most recent course of treatment. Figures in italics indicate the base number of FP17s or Patient Questionnaire responses are less than 100. N/A is shown where the base number of responses is less than 10 during the period. % is calculated as Quantity/Base number*100

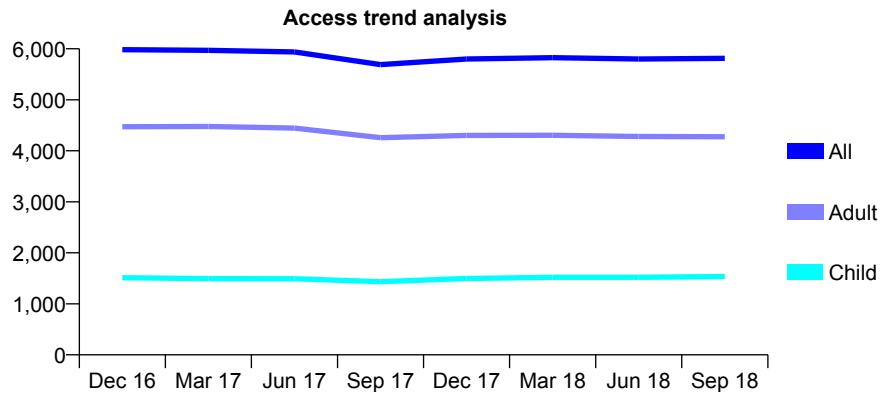
Q62 - Vital Signs At a Glance Contract Report for 142042/0001 - September 2018

Name or company name	Dr M Patel and Dr S Patel
Contract type name	GDS Contract
Purpose of contract	General
Contract start date	31/10/2014
Contract end date	

18/19 Contracted general activity (UDA)	16,272
Carry forward general activity (UDA)	2,444
18/19 Contracted orthodontic activity (UOA)	0
Carry forward orthodontic activity (UOA)	0
Baseline contract value	£466,020.19

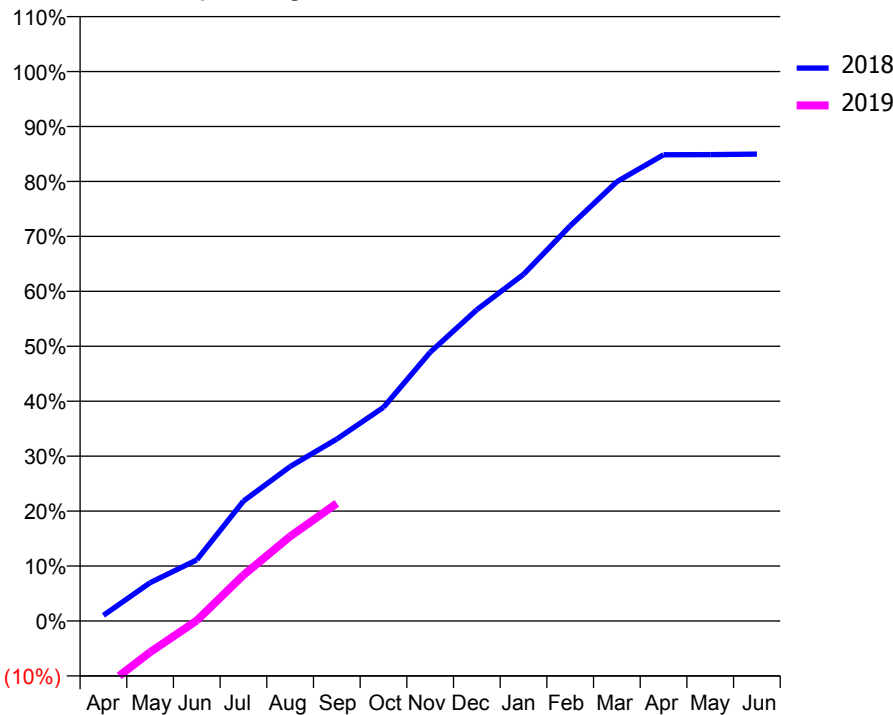
ACCESS*

Patients seen in 24 months	Total	Change since previous quarter
Quarter ending September 2017	5,690	
Quarter ending December 2017	5,800	→
Quarter ending March 2018	5,826	→
Quarter ending June 2018	5,801	→
Quarter ending September 2018	5,812	→
Variance since September 2017	2.1%	↑



ACTIVITY

Cumulative percentage of contracted UDA delivered 2018 & 2019



Month	Adjusted Scheduled Activity (UDA)	
	2018	2019
April	167	-1,988
May	1,134	-927
June	1,809	15
July	3,550	1,359
August	4,576	2,505
September	5,386	3,484
October	6,329	
November	7,960	
December	9,219	
January	10,266	
February	11,702	
March	13,009	
April	13,807	
May	13,810	
June	13,828	

QUALITY

	Quantity	Base Number	Contract	AT	Region	England
% of FP17s for the same patient ID Re-attending within 3 months - Children	47	1,007	4.7%	9.9%	11.5%	11.6%
% of FP17s for the same patient ID Re-attending within 3 months - Adults	247	2,425	10.2%	15.6%	16.5%	15.5%
% of FP17s for the same patient ID Re-attending between 3 & 9 months - Children	491	1,007	48.8%	48.4%	48.5%	58.8%
% of FP17s for the same patient ID Re-attending between 3 & 9 months - Adults	933	2,425	38.5%	38.4%	39.1%	51.1%
% of FP17s for Band 1 Urgent Courses	191	2,803	6.8%	11.0%	10.6%	9.0%
% of FP17s Relating to Free Repair or Replacements	25	2,803	0.9%	0.5%	0.5%	0.8%
% of FP17s Relating to Continuations	5	2,803	0.2%	0.5%	0.7%	0.9%
% of Patients satisfied with the dentistry they have received	0	0	N/A	89.0%	90.5%	93.3%
% of Patients satisfied with the time they had to wait for an appointment	0	0	N/A	85.3%	85.1%	88.9%

* This is based on patients treated on this contract for their most recent course of treatment. Figures in italics indicate the base number of FP17s or Patient Questionnaire responses are less than 100. N/A is shown where the base number of responses is less than 10 during the period. % is calculated as Quantity/Base number*100

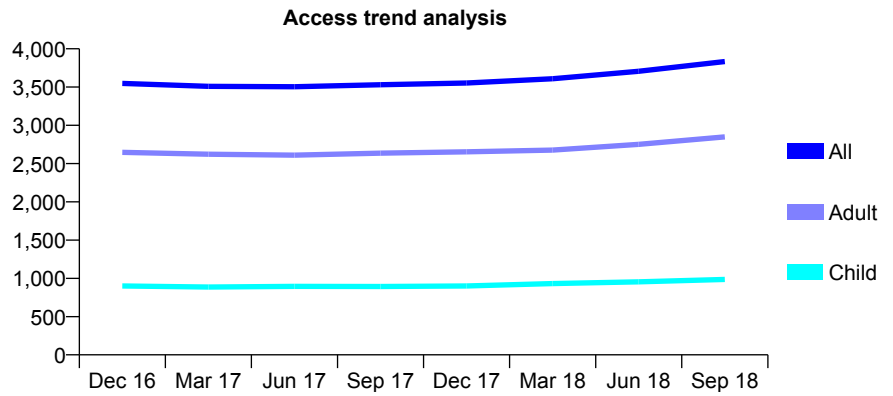
Q62 - Vital Signs At a Glance Contract Report for 142468/0001 - September 2018

Name or company name	Hill View Dental Practice Limited
Contract type name	GDS Contract
Purpose of contract	General
Contract start date	09/06/2010
Contract end date	

18/19 Contracted general activity (UDA)	12,029
Carry forward general activity (UDA)	435
18/19 Contracted orthodontic activity (UOA)	0
Carry forward orthodontic activity (UOA)	0
Baseline contract value	£313,442.41

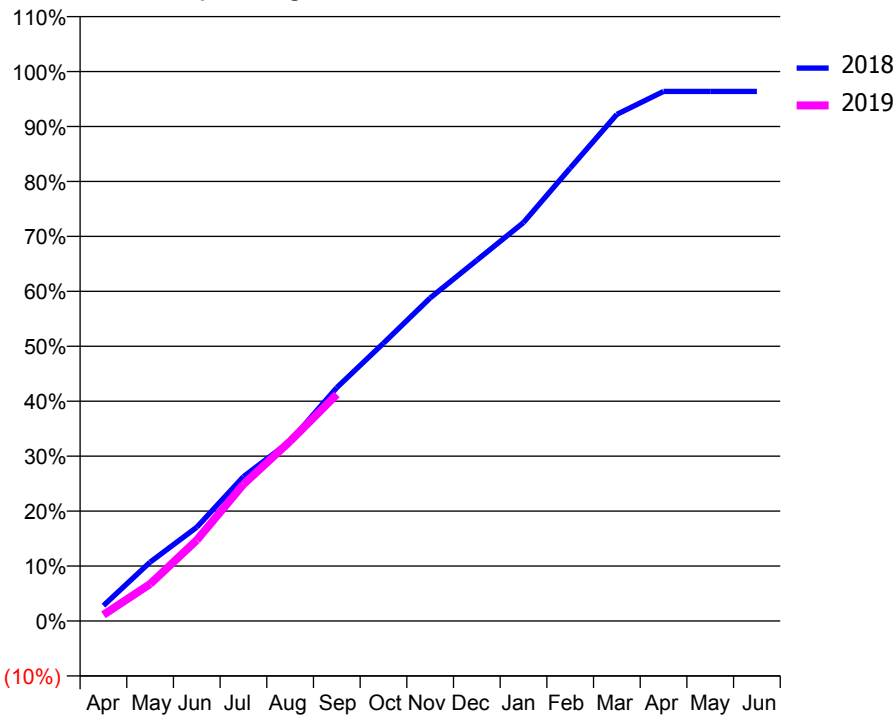
ACCESS*

Patients seen in 24 months	Total	Change since previous quarter
Quarter ending September 2017	3,531	
Quarter ending December 2017	3,553	→
Quarter ending March 2018	3,608	→
Quarter ending June 2018	3,706	↑
Quarter ending September 2018	3,834	↑
Variance since September 2017	8.6%	↑



ACTIVITY

Cumulative percentage of contracted UDA delivered 2018 & 2019



Month	Adjusted Scheduled Activity (UDA)	
	2018	2019
April	337	134
May	1,290	809
June	2,055	1,771
July	3,160	2,993
August	3,937	3,937
September	5,109	4,962
October	6,082	
November	7,071	
December	7,897	
January	8,722	
February	9,915	
March	11,090	
April	11,593	
May	11,594	
June	11,594	

QUALITY

	Quantity	Base Number	Contract	AT	Region	England
% of FP17s for the same patient ID Re-attending within 3 months - Children	57	763	7.5%	9.9%	11.5%	11.6%
% of FP17s for the same patient ID Re-attending within 3 months - Adults	247	2,167	11.4%	15.6%	16.5%	15.5%
% of FP17s for the same patient ID Re-attending between 3 & 9 months - Children	389	763	51.0%	48.4%	48.5%	58.8%
% of FP17s for the same patient ID Re-attending between 3 & 9 months - Adults	1,204	2,167	55.6%	38.4%	39.1%	51.1%
% of FP17s for Band 1 Urgent Courses	256	2,697	9.5%	11.0%	10.6%	9.0%
% of FP17s Relating to Free Repair or Replacements	21	2,697	0.8%	0.5%	0.5%	0.8%
% of FP17s Relating to Continuations	17	2,697	0.6%	0.5%	0.7%	0.9%
% of Patients satisfied with the dentistry they have received	4	4	N/A	89.0%	90.5%	93.3%
% of Patients satisfied with the time they had to wait for an appointment	3	4	N/A	85.3%	85.1%	88.9%

* This is based on patients treated on this contract for their most recent course of treatment. Figures in italics indicate the base number of FP17s or Patient Questionnaire responses are less than 100. N/A is shown where the base number of responses is less than 10 during the period. % is calculated as Quantity/Base number*100

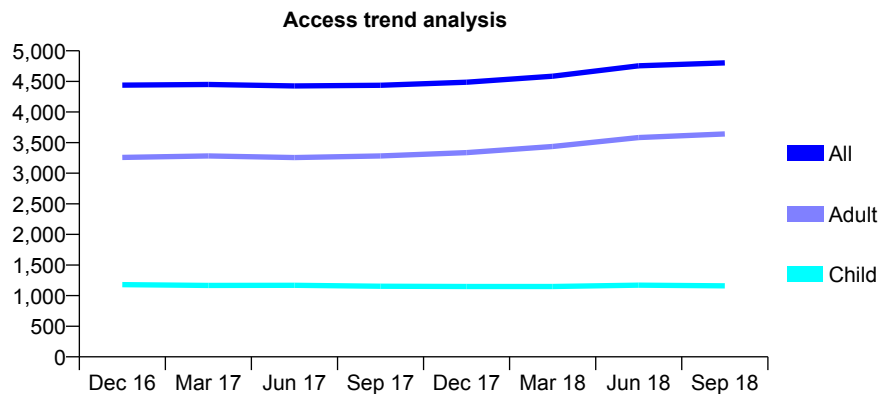
Q62 - Vital Signs At a Glance Contract Report for 142964/0001 - September 2018

Name or company name	The Bush Dental Clinic
Contract type name	GDS Contract
Purpose of contract	General
Contract start date	01/04/2011
Contract end date	

18/19 Contracted general activity (UDA)	12,840
Carry forward general activity (UDA)	342
18/19 Contracted orthodontic activity (UOA)	0
Carry forward orthodontic activity (UOA)	0
Baseline contract value	£453,133.93

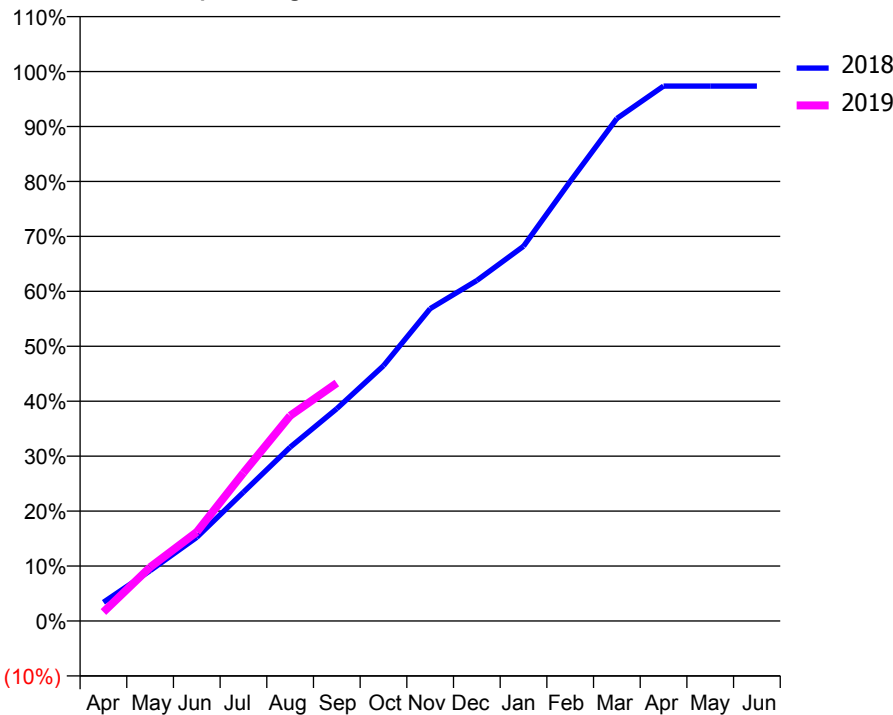
ACCESS*

Patients seen in 24 months	Total	Change since previous quarter
Quarter ending September 2017	4,437	
Quarter ending December 2017	4,487	→
Quarter ending March 2018	4,586	↑
Quarter ending June 2018	4,754	↑
Quarter ending September 2018	4,802	→
Variance since September 2017	8.2%	↑



ACTIVITY

Cumulative percentage of contracted UDA delivered 2018 & 2019



Month	Adjusted Scheduled Activity (UDA)	
	2018	2019
April	436	210
May	1,176	1,257
June	1,955	2,080
July	3,011	3,463
August	4,063	4,796
September	4,963	5,560
October	5,965	
November	7,299	
December	7,958	
January	8,757	
February	10,272	
March	11,742	
April	12,500	
May	12,498	
June	12,498	

QUALITY

	Quantity	Base Number	Contract	AT	Region	England
% of FP17s for the same patient ID Re-attending within 3 months - Children	51	853	6.0%	9.9%	11.5%	11.6%
% of FP17s for the same patient ID Re-attending within 3 months - Adults	339	2,396	14.1%	15.6%	16.5%	15.5%
% of FP17s for the same patient ID Re-attending between 3 & 9 months - Children	488	853	57.2%	48.4%	48.5%	58.8%
% of FP17s for the same patient ID Re-attending between 3 & 9 months - Adults	1,053	2,396	43.9%	38.4%	39.1%	51.1%
% of FP17s for Band 1 Urgent Courses	319	2,978	10.7%	11.0%	10.6%	9.0%
% of FP17s Relating to Free Repair or Replacements	0	2,978	0.0%	0.5%	0.5%	0.8%
% of FP17s Relating to Continuations	4	2,978	0.1%	0.5%	0.7%	0.9%
% of Patients satisfied with the dentistry they have received	2	2	N/A	89.0%	90.5%	93.3%
% of Patients satisfied with the time they had to wait for an appointment	2	2	N/A	85.3%	85.1%	88.9%

* This is based on patients treated on this contract for their most recent course of treatment. Figures in italics indicate the base number of FP17s or Patient Questionnaire responses are less than 100. N/A is shown where the base number of responses is less than 10 during the period. % is calculated as Quantity/Base number*100

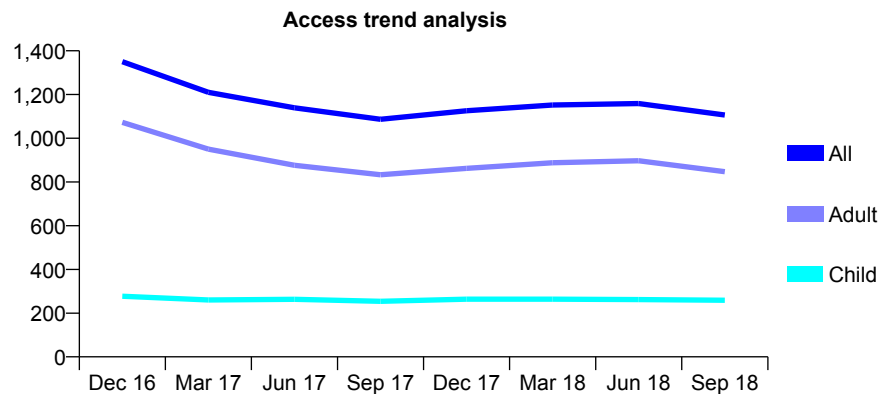
Q62 - Vital Signs At a Glance Contract Report for 143774/0001 - September 2018

Name or company name	Dr J Jeyaseelan & Dr A Thanki
Contract type name	GDS Contract
Purpose of contract	General
Contract start date	01/12/2014
Contract end date	

18/19 Contracted general activity (UDA)	3,957
Carry forward general activity (UDA)	-26
18/19 Contracted orthodontic activity (UOA)	0
Carry forward orthodontic activity (UOA)	0
Baseline contract value	£123,107.48

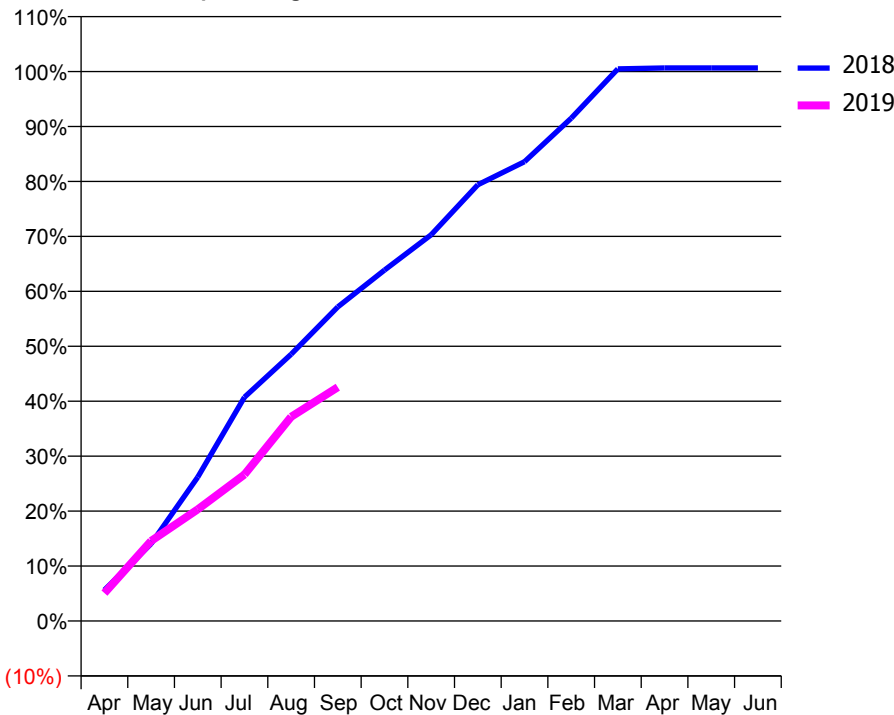
ACCESS*

Patients seen in 24 months	Total	Change since previous quarter
Quarter ending September 2017	1,087	
Quarter ending December 2017	1,126	↑
Quarter ending March 2018	1,152	↑
Quarter ending June 2018	1,159	→
Quarter ending September 2018	1,106	↓
Variance since September 2017	1.7%	→



ACTIVITY

Cumulative percentage of contracted UDA delivered 2018 & 2019



Month	Adjusted Scheduled Activity (UDA)	
	2018	2019
April	223	201
May	556	577
June	1,037	804
July	1,612	1,054
August	1,921	1,471
September	2,262	1,684
October	2,527	
November	2,781	
December	3,141	
January	3,308	
February	3,621	
March	3,976	
April	3,983	
May	3,983	
June	3,983	

QUALITY

	Quantity	Base Number	Contract	AT	Region	England
% of FP17s for the same patient ID Re-attending within 3 months - Children	1	137	0.7%	9.9%	11.5%	11.6%
% of FP17s for the same patient ID Re-attending within 3 months - Adults	17	428	4.0%	15.6%	16.5%	15.5%
% of FP17s for the same patient ID Re-attending between 3 & 9 months - Children	67	137	48.9%	48.4%	48.5%	58.8%
% of FP17s for the same patient ID Re-attending between 3 & 9 months - Adults	175	428	40.9%	38.4%	39.1%	51.1%
% of FP17s for Band 1 Urgent Courses	15	558	2.7%	11.0%	10.6%	9.0%
% of FP17s Relating to Free Repair or Replacements	0	558	0.0%	0.5%	0.5%	0.8%
% of FP17s Relating to Continuations	1	558	0.2%	0.5%	0.7%	0.9%
% of Patients satisfied with the dentistry they have received	0	0	N/A	89.0%	90.5%	93.3%
% of Patients satisfied with the time they had to wait for an appointment	0	0	N/A	85.3%	85.1%	88.9%

* This is based on patients treated on this contract for their most recent course of treatment. Figures in italics indicate the base number of FP17s or Patient Questionnaire responses are less than 100. N/A is shown where the base number of responses is less than 10 during the period. % is calculated as Quantity/Base number*100

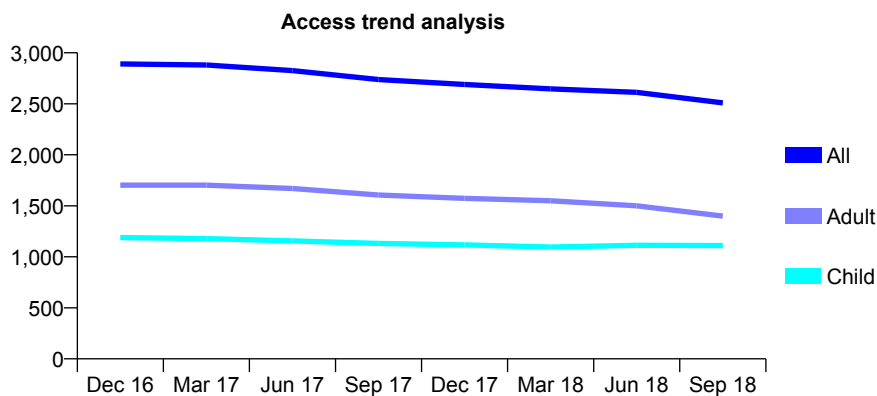
Q62 - Vital Signs At a Glance Contract Report for 144843/0001 - September 2018

Name or company name	Dr Jeff Sherer and Dr Larry Levin
Contract type name	GDS Contract
Purpose of contract	General
Contract start date	01/12/2014
Contract end date	

18/19 Contracted general activity (UDA)	7,313
Carry forward general activity (UDA)	0
18/19 Contracted orthodontic activity (UOA)	0
Carry forward orthodontic activity (UOA)	0
Baseline contract value	£178,860.78

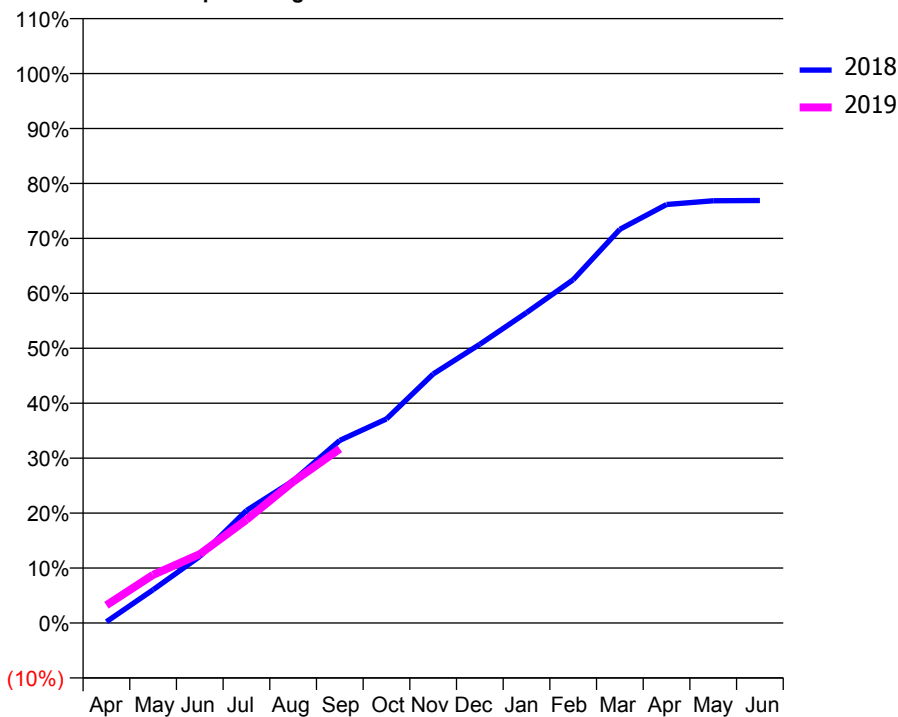
ACCESS*

Patients seen in 24 months	Total	Change since previous quarter
Quarter ending September 2017	2,738	
Quarter ending December 2017	2,690	↓
Quarter ending March 2018	2,646	↓
Quarter ending June 2018	2,613	↓
Quarter ending September 2018	2,509	↓
Variance since September 2017	(8.4%)	↓



ACTIVITY

Cumulative percentage of contracted UDA delivered 2018 & 2019



Month	Adjusted Scheduled Activity (UDA)	
	2018	2019
April	17	237
May	443	641
June	886	917
July	1,497	1,374
August	1,893	1,881
September	2,431	2,318
October	2,716	
November	3,313	
December	3,710	
January	4,131	
February	4,568	
March	5,239	
April	5,570	
May	5,620	
June	5,623	

QUALITY

	Quantity	Base Number	Contract	AT	Region	England
% of FP17s for the same patient ID Re-attending within 3 months - Children	91	786	11.6%	9.9%	11.5%	11.6%
% of FP17s for the same patient ID Re-attending within 3 months - Adults	157	774	20.3%	15.6%	16.5%	15.5%
% of FP17s for the same patient ID Re-attending between 3 & 9 months - Children	379	786	48.2%	48.4%	48.5%	58.8%
% of FP17s for the same patient ID Re-attending between 3 & 9 months - Adults	309	774	39.9%	38.4%	39.1%	51.1%
% of FP17s for Band 1 Urgent Courses	118	1,365	8.6%	11.0%	10.6%	9.0%
% of FP17s Relating to Free Repair or Replacements	0	1,365	0.0%	0.5%	0.5%	0.8%
% of FP17s Relating to Continuations	37	1,365	2.7%	0.5%	0.7%	0.9%
% of Patients satisfied with the dentistry they have received	3	3	N/A	89.0%	90.5%	93.3%
% of Patients satisfied with the time they had to wait for an appointment	3	3	N/A	85.3%	85.1%	88.9%

* This is based on patients treated on this contract for their most recent course of treatment. Figures in italics indicate the base number of FP17s or Patient Questionnaire responses are less than 100. N/A is shown where the base number of responses is less than 10 during the period. % is calculated as Quantity/Base number*100

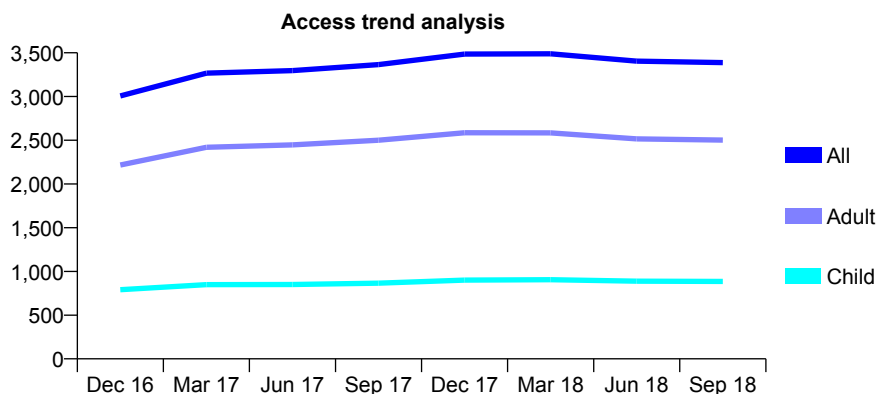
Q62 - Vital Signs At a Glance Contract Report for 145173/0001 - September 2018

Name or company name	Dr. B.C. Khuroya & Dr. R. Majithia
Contract type name	GDS Contract
Purpose of contract	General
Contract start date	01/04/2013
Contract end date	

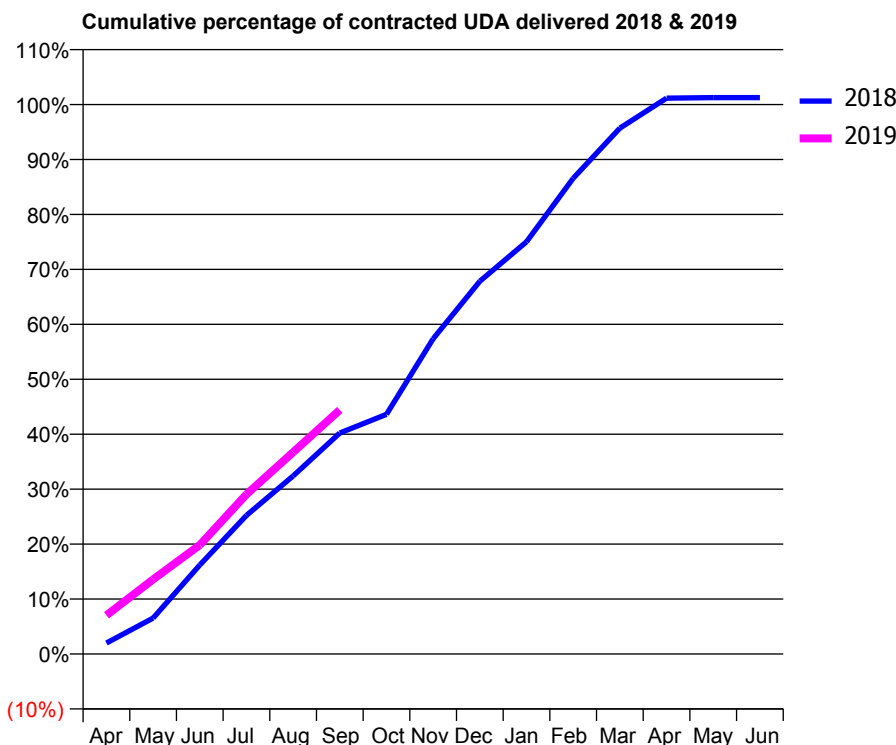
18/19 Contracted general activity (UDA)	6,470
Carry forward general activity (UDA)	-82
18/19 Contracted orthodontic activity (UOA)	0
Carry forward orthodontic activity (UOA)	0
Baseline contract value	£155,687.33

ACCESS*

Patients seen in 24 months	Total	Change since previous quarter
Quarter ending September 2017	3,365	
Quarter ending December 2017	3,485	↑
Quarter ending March 2018	3,489	→
Quarter ending June 2018	3,405	↓
Quarter ending September 2018	3,388	→
Variance since September 2017	0.7%	→



ACTIVITY



Month	Adjusted Scheduled Activity (UDA)	
	2018	2019
April	129	456
May	424	879
June	1,048	1,284
July	1,632	1,880
August	2,097	2,376
September	2,602	2,874
October	2,822	
November	3,712	
December	4,389	
January	4,853	
February	5,601	
March	6,191	
April	6,546	
May	6,552	
June	6,552	

QUALITY

	Quantity	Base Number	Contract	AT	Region	England
% of FP17s for the same patient ID Re-attending within 3 months - Children	35	478	7.3%	9.9%	11.5%	11.6%
% of FP17s for the same patient ID Re-attending within 3 months - Adults	191	1,192	16.0%	15.6%	16.5%	15.5%
% of FP17s for the same patient ID Re-attending between 3 & 9 months - Children	181	478	37.9%	48.4%	48.5%	58.8%
% of FP17s for the same patient ID Re-attending between 3 & 9 months - Adults	338	1,192	28.4%	38.4%	39.1%	51.1%
% of FP17s for Band 1 Urgent Courses	213	1,286	16.6%	11.0%	10.6%	9.0%
% of FP17s Relating to Free Repair or Replacements	4	1,286	0.3%	0.5%	0.5%	0.8%
% of FP17s Relating to Continuations	7	1,286	0.5%	0.5%	0.7%	0.9%
% of Patients satisfied with the dentistry they have received	0	0	N/A	89.0%	90.5%	93.3%
% of Patients satisfied with the time they had to wait for an appointment	0	0	N/A	85.3%	85.1%	88.9%

* This is based on patients treated on this contract for their most recent course of treatment. Figures in italics indicate the base number of FP17s or Patient Questionnaire responses are less than 100. N/A is shown where the base number of responses is less than 10 during the period. % is calculated as Quantity/Base number*100

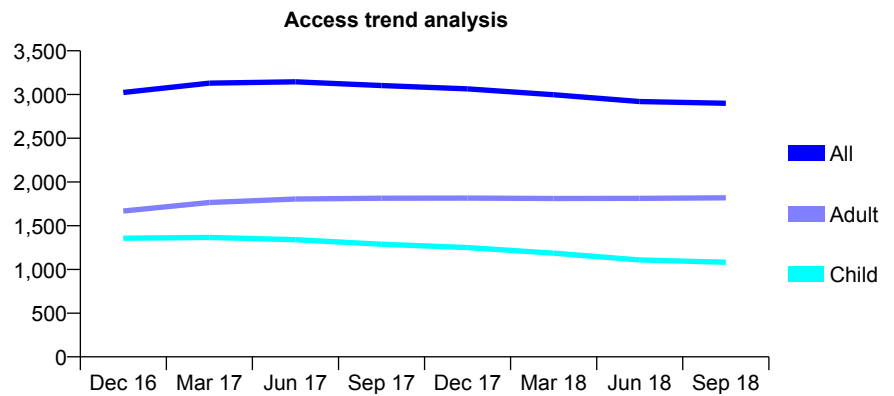
Q62 - Vital Signs At a Glance Contract Report for 147028/0001 - September 2018

Name or company name	Rose Garden Dental Practice
Contract type name	GDS Contract
Purpose of contract	General
Contract start date	01/09/2010
Contract end date	

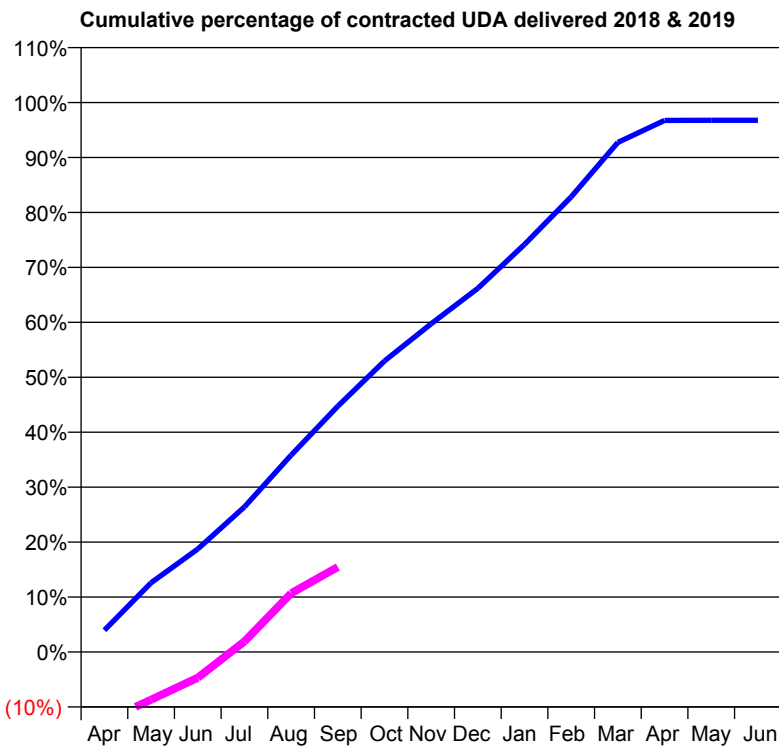
18/19 Contracted general activity (UDA)	5,672
Carry forward general activity (UDA)	943
18/19 Contracted orthodontic activity (UOA)	0
Carry forward orthodontic activity (UOA)	0
Baseline contract value	£159,143.63

ACCESS*

Patients seen in 24 months	Total	Change since previous quarter
Quarter ending September 2017	3,102	
Quarter ending December 2017	3,065	↓
Quarter ending March 2018	2,997	↓
Quarter ending June 2018	2,920	↓
Quarter ending September 2018	2,900	→
Variance since September 2017	(6.5%)	↓



ACTIVITY



Month	Adjusted Scheduled Activity (UDA)	
	2018	2019
April	226	-716
May	715	-494
June	1,063	-267
July	1,498	110
August	2,032	607
September	2,537	877
October	3,004	
November	3,388	
December	3,754	
January	4,207	
February	4,698	
March	5,260	
April	5,487	
May	5,489	
June	5,489	

QUALITY

	Quantity	Base Number	Contract	AT	Region	England
% of FP17s for the same patient ID Re-attending within 3 months - Children	27	552	4.9%	9.9%	11.5%	11.6%
% of FP17s for the same patient ID Re-attending within 3 months - Adults	51	695	7.3%	15.6%	16.5%	15.5%
% of FP17s for the same patient ID Re-attending between 3 & 9 months - Children	253	552	45.8%	48.4%	48.5%	58.8%
% of FP17s for the same patient ID Re-attending between 3 & 9 months - Adults	175	695	25.2%	38.4%	39.1%	51.1%
% of FP17s for Band 1 Urgent Courses	67	820	8.2%	11.0%	10.6%	9.0%
% of FP17s Relating to Free Repair or Replacements	1	820	0.1%	0.5%	0.5%	0.8%
% of FP17s Relating to Continuations	1	820	0.1%	0.5%	0.7%	0.9%
% of Patients satisfied with the dentistry they have received	0	0	N/A	89.0%	90.5%	93.3%
% of Patients satisfied with the time they had to wait for an appointment	0	0	N/A	85.3%	85.1%	88.9%

* This is based on patients treated on this contract for their most recent course of treatment. Figures in italics indicate the base number of FP17s or Patient Questionnaire responses are less than 100. N/A is shown where the base number of responses is less than 10 during the period. % is calculated as Quantity/Base number*100

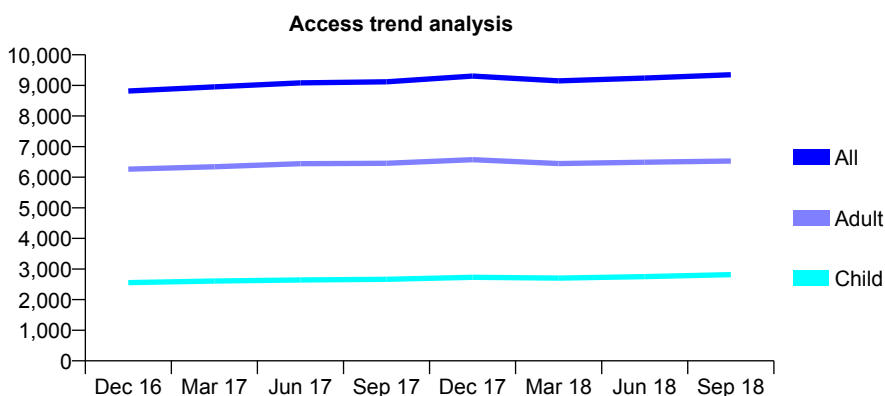
Q62 - Vital Signs At a Glance Contract Report for 148997/0001 - September 2018

Name or company name	Dr.S.B.Radia and Dr.P.Vaid
Contract type name	GDS Contract
Purpose of contract	General
Contract start date	01/11/2012
Contract end date	

18/19 Contracted general activity (UDA)	25,115
Carry forward general activity (UDA)	-466
18/19 Contracted orthodontic activity (UOA)	0
Carry forward orthodontic activity (UOA)	0
Baseline contract value	£729,632.22

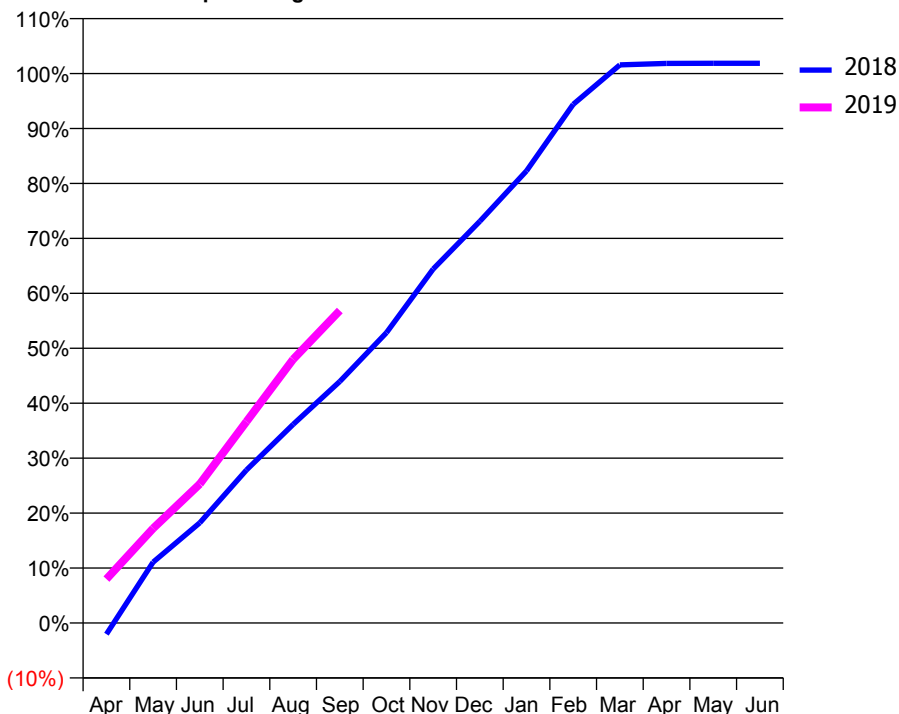
ACCESS*

Patients seen in 24 months	Total	Change since previous quarter
Quarter ending September 2017	9,117	
Quarter ending December 2017	9,303	↑
Quarter ending March 2018	9,150	↓
Quarter ending June 2018	9,241	→
Quarter ending September 2018	9,348	→
Variance since September 2017	2.5%	↑



ACTIVITY

Cumulative percentage of contracted UDA delivered 2018 & 2019



Month	Adjusted Scheduled Activity (UDA)	
	2018	2019
April	-514	2,005
May	2,782	4,327
June	4,583	6,356
July	6,993	9,205
August	9,077	12,052
September	11,038	14,285
October	13,269	
November	16,177	
December	18,362	
January	20,665	
February	23,705	
March	25,507	
April	25,576	
May	25,582	
June	25,581	

QUALITY

	Quantity	Base Number	Contract	AT	Region	England
% of FP17s for the same patient ID Re-attending within 3 months - Children	111	2,088	5.3%	9.9%	11.5%	11.6%
% of FP17s for the same patient ID Re-attending within 3 months - Adults	461	3,725	12.4%	15.6%	16.5%	15.5%
% of FP17s for the same patient ID Re-attending between 3 & 9 months - Children	1,220	2,088	58.4%	48.4%	48.5%	58.8%
% of FP17s for the same patient ID Re-attending between 3 & 9 months - Adults	1,682	3,725	45.2%	38.4%	39.1%	51.1%
% of FP17s for Band 1 Urgent Courses	454	5,769	7.9%	11.0%	10.6%	9.0%
% of FP17s Relating to Free Repair or Replacements	31	5,769	0.5%	0.5%	0.5%	0.8%
% of FP17s Relating to Continuations	2	5,769	0.0%	0.5%	0.7%	0.9%
% of Patients satisfied with the dentistry they have received	6	6	N/A	89.0%	90.5%	93.3%
% of Patients satisfied with the time they had to wait for an appointment	6	6	N/A	85.3%	85.1%	88.9%

* This is based on patients treated on this contract for their most recent course of treatment. Figures in italics indicate the base number of FP17s or Patient Questionnaire responses are less than 100. N/A is shown where the base number of responses is less than 10 during the period. % is calculated as Quantity/Base number*100

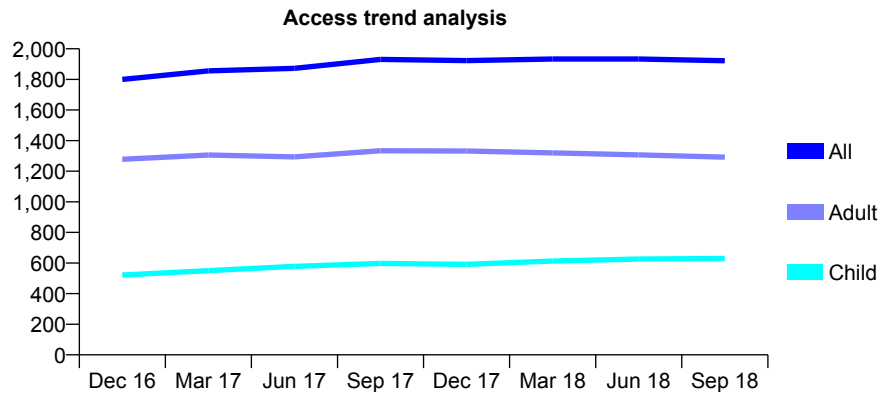
Q62 - Vital Signs At a Glance Contract Report for 150355/0001 - September 2018

Name or company name	Dr Sapneel Patel, and Dr. Cynthia Patel
Contract type name	GDS Contract
Purpose of contract	General
Contract start date	01/11/2013
Contract end date	

18/19 Contracted general activity (UDA)	3,975
Carry forward general activity (UDA)	-55
18/19 Contracted orthodontic activity (UOA)	0
Carry forward orthodontic activity (UOA)	0
Baseline contract value	£102,382.01

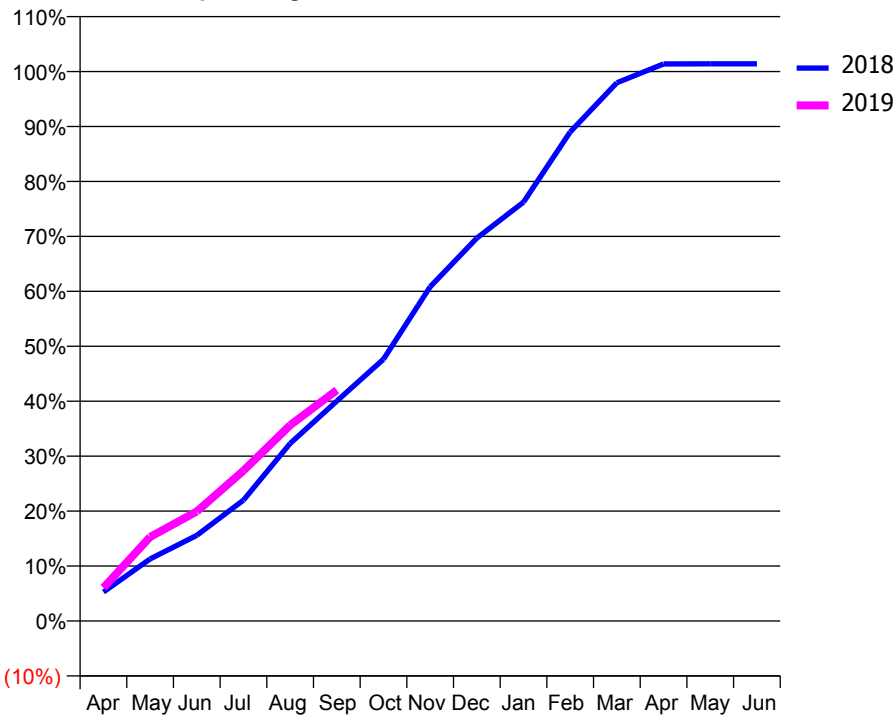
ACCESS*

Patients seen in 24 months	Total	Change since previous quarter
Quarter ending September 2017	1,931	
Quarter ending December 2017	1,923	→
Quarter ending March 2018	1,933	→
Quarter ending June 2018	1,933	→
Quarter ending September 2018	1,922	→
Variance since September 2017	(0.5%)	→



ACTIVITY

Cumulative percentage of contracted UDA delivered 2018 & 2019



Month	Adjusted Scheduled Activity (UDA)	
	2018	2019
April	210	241
May	449	609
June	620	792
July	874	1,088
August	1,284	1,416
September	1,592	1,671
October	1,894	
November	2,418	
December	2,769	
January	3,031	
February	3,537	
March	3,893	
April	4,029	
May	4,030	
June	4,030	

QUALITY

	Quantity	Base Number	Contract	AT	Region	England
% of FP17s for the same patient ID Re-attending within 3 months - Children	29	450	6.4%	9.9%	11.5%	11.6%
% of FP17s for the same patient ID Re-attending within 3 months - Adults	56	636	8.8%	15.6%	16.5%	15.5%
% of FP17s for the same patient ID Re-attending between 3 & 9 months - Children	269	450	59.8%	48.4%	48.5%	58.8%
% of FP17s for the same patient ID Re-attending between 3 & 9 months - Adults	297	636	46.7%	38.4%	39.1%	51.1%
% of FP17s for Band 1 Urgent Courses	48	827	5.8%	11.0%	10.6%	9.0%
% of FP17s Relating to Free Repair or Replacements	8	827	1.0%	0.5%	0.5%	0.8%
% of FP17s Relating to Continuations	1	827	0.1%	0.5%	0.7%	0.9%
% of Patients satisfied with the dentistry they have received	1	1	N/A	89.0%	90.5%	93.3%
% of Patients satisfied with the time they had to wait for an appointment	1	1	N/A	85.3%	85.1%	88.9%

* This is based on patients treated on this contract for their most recent course of treatment. Figures in italics indicate the base number of FP17s or Patient Questionnaire responses are less than 100. N/A is shown where the base number of responses is less than 10 during the period. % is calculated as Quantity/Base number*100

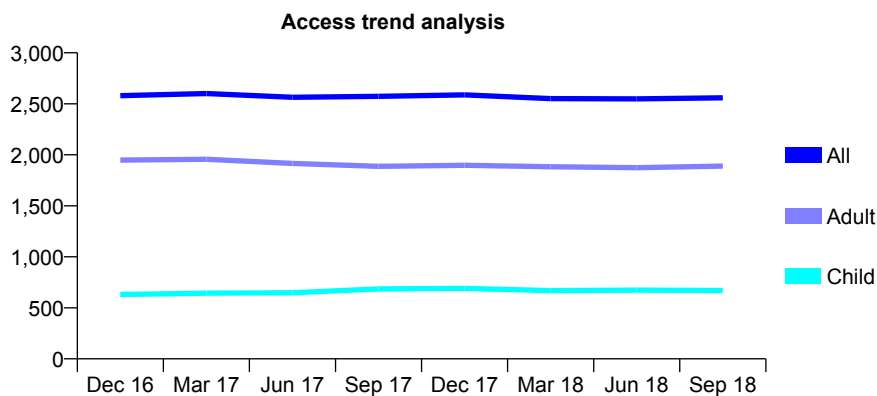
Q62 - Vital Signs At a Glance Contract Report for 153494/0001 - September 2018

Name or company name	Berkeley Dental Practice
Contract type name	GDS Contract
Purpose of contract	General
Contract start date	13/06/2011
Contract end date	

18/19 Contracted general activity (UDA)	8,420
Carry forward general activity (UDA)	134
18/19 Contracted orthodontic activity (UOA)	0
Carry forward orthodontic activity (UOA)	0
Baseline contract value	£257,942.28

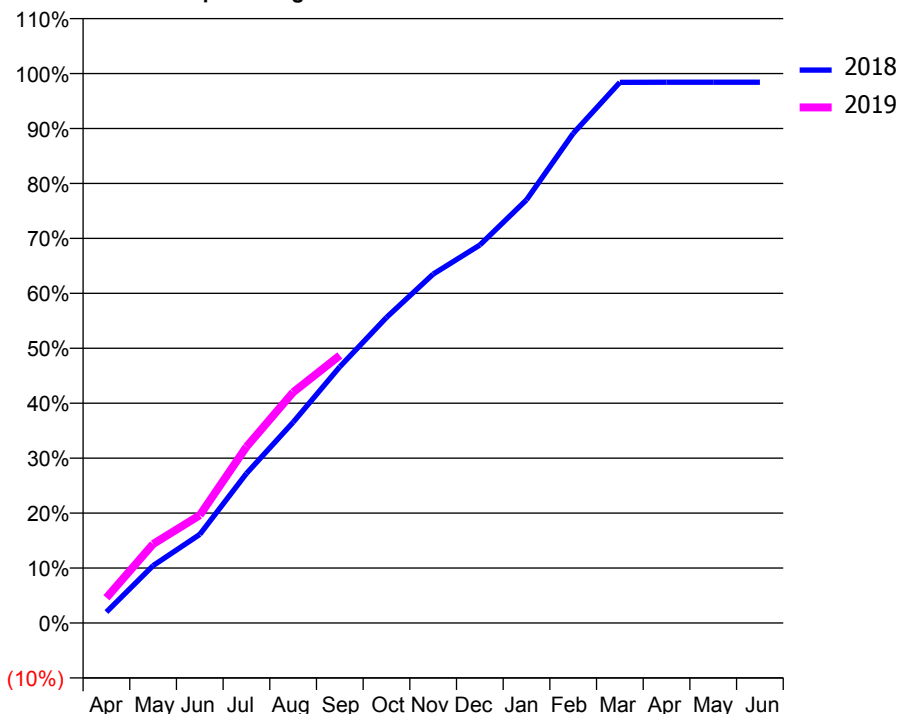
ACCESS*

Patients seen in 24 months	Total	Change since previous quarter
Quarter ending September 2017	2,573	
Quarter ending December 2017	2,588	→
Quarter ending March 2018	2,551	↓
Quarter ending June 2018	2,548	→
Quarter ending September 2018	2,559	→
Variance since September 2017	(0.5%)	→



ACTIVITY

Cumulative percentage of contracted UDA delivered 2018 & 2019



Month	Adjusted Scheduled Activity (UDA)	
	2018	2019
April	168	388
May	881	1,211
June	1,358	1,652
July	2,292	2,701
August	3,076	3,535
September	3,926	4,099
October	4,682	
November	5,346	
December	5,792	
January	6,484	
February	7,501	
March	8,285	
April	8,286	
May	8,286	
June	8,286	

QUALITY

	Quantity	Base Number	Contract	AT	Region	England
% of FP17s for the same patient ID Re-attending within 3 months - Children	64	464	13.8%	9.9%	11.5%	11.6%
% of FP17s for the same patient ID Re-attending within 3 months - Adults	230	1,093	21.0%	15.6%	16.5%	15.5%
% of FP17s for the same patient ID Re-attending between 3 & 9 months - Children	196	464	42.2%	48.4%	48.5%	58.8%
% of FP17s for the same patient ID Re-attending between 3 & 9 months - Adults	322	1,093	29.5%	38.4%	39.1%	51.1%
% of FP17s for Band 1 Urgent Courses	357	1,556	22.9%	11.0%	10.6%	9.0%
% of FP17s Relating to Free Repair or Replacements	18	1,556	1.2%	0.5%	0.5%	0.8%
% of FP17s Relating to Continuations	21	1,556	1.3%	0.5%	0.7%	0.9%
% of Patients satisfied with the dentistry they have received	2	2	N/A	89.0%	90.5%	93.3%
% of Patients satisfied with the time they had to wait for an appointment	2	2	N/A	85.3%	85.1%	88.9%

* This is based on patients treated on this contract for their most recent course of treatment. Figures in italics indicate the base number of FP17s or Patient Questionnaire responses are less than 100. N/A is shown where the base number of responses is less than 10 during the period. % is calculated as Quantity/Base number*100

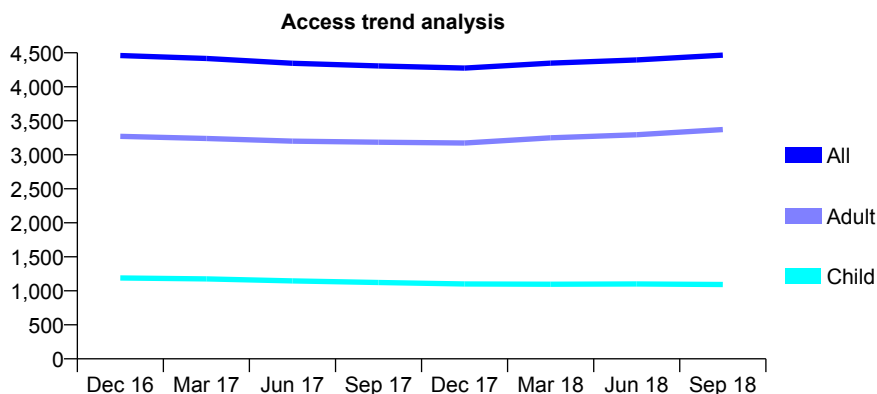
Q62 - Vital Signs At a Glance Contract Report for 154083/0001 - September 2018

Name or company name	Quality Dental Care Fulham
Contract type name	GDS Contract
Purpose of contract	General
Contract start date	01/07/2014
Contract end date	

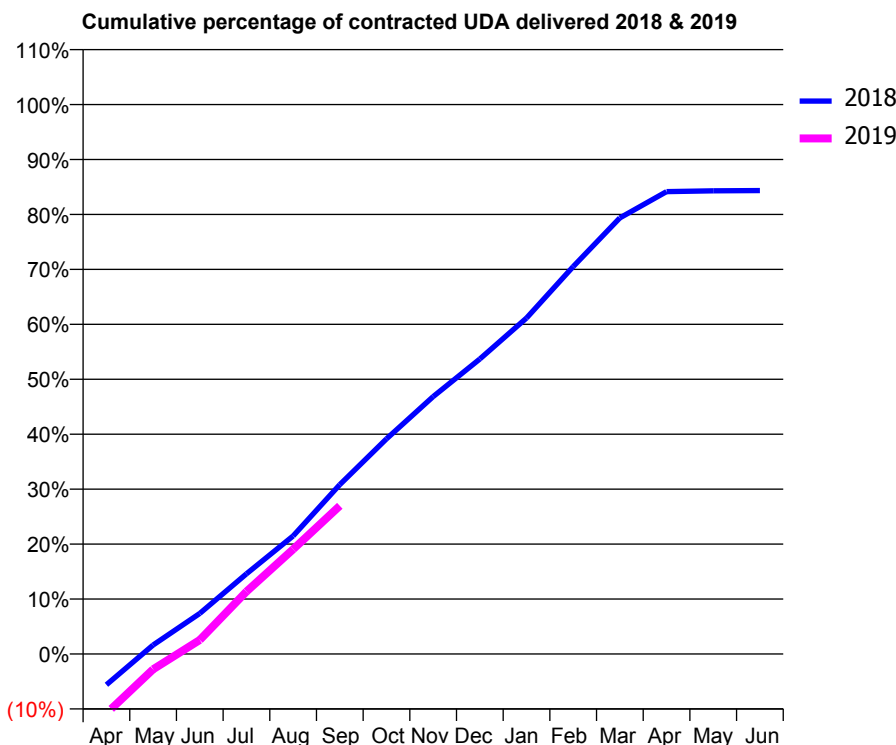
18/19 Contracted general activity (UDA)	16,627
Carry forward general activity (UDA)	2,603
18/19 Contracted orthodontic activity (UOA)	0
Carry forward orthodontic activity (UOA)	0
Baseline contract value	£488,231.98

ACCESS*

Patients seen in 24 months	Total	Change since previous quarter
Quarter ending September 2017	4,307	
Quarter ending December 2017	4,275	→
Quarter ending March 2018	4,348	→
Quarter ending June 2018	4,396	→
Quarter ending September 2018	4,465	→
Variance since September 2017	3.7%	↑



ACTIVITY



Adjusted Scheduled Activity (UDA)		
Month	2018	2019
April	-936	-1,804
May	272	-465
June	1,229	425
July	2,425	1,890
August	3,574	3,168
September	5,127	4,484
October	6,511	
November	7,790	
December	8,928	
January	10,165	
February	11,722	
March	13,196	
April	13,989	
May	14,016	
June	14,024	

QUALITY

	Quantity	Base Number	Contract	AT	Region	England
% of FP17s for the same patient ID Re-attending within 3 months - Children	64	645	9.9%	9.9%	11.5%	11.6%
% of FP17s for the same patient ID Re-attending within 3 months - Adults	371	1,917	19.4%	15.6%	16.5%	15.5%
% of FP17s for the same patient ID Re-attending between 3 & 9 months - Children	288	645	44.7%	48.4%	48.5%	58.8%
% of FP17s for the same patient ID Re-attending between 3 & 9 months - Adults	557	1,917	29.1%	38.4%	39.1%	51.1%
% of FP17s for Band 1 Urgent Courses	351	2,263	15.5%	11.0%	10.6%	9.0%
% of FP17s Relating to Free Repair or Replacements	11	2,263	0.5%	0.5%	0.5%	0.8%
% of FP17s Relating to Continuations	16	2,263	0.7%	0.5%	0.7%	0.9%
% of Patients satisfied with the dentistry they have received	4	4	N/A	89.0%	90.5%	93.3%
% of Patients satisfied with the time they had to wait for an appointment	3	4	N/A	85.3%	85.1%	88.9%

* This is based on patients treated on this contract for their most recent course of treatment. Figures in italics indicate the base number of FP17s or Patient Questionnaire responses are less than 100. N/A is shown where the base number of responses is less than 10 during the period. % is calculated as Quantity/Base number*100

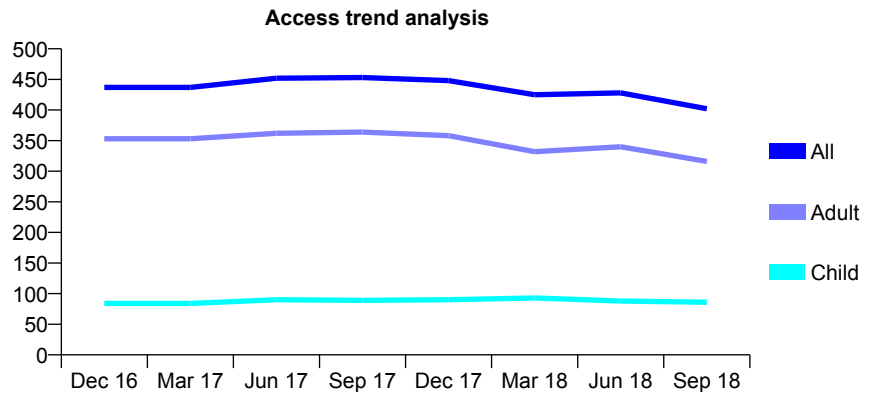
Q62 - Vital Signs At a Glance Contract Report for 154296/0001 - September 2018

Name or company name	Victoria Dental Centre
Contract type name	GDS Contract
Purpose of contract	General
Contract start date	02/11/2015
Contract end date	

18/19 Contracted general activity (UDA)	1,395
Carry forward general activity (UDA)	0
18/19 Contracted orthodontic activity (UOA)	0
Carry forward orthodontic activity (UOA)	0
Baseline contract value	£33,274.79

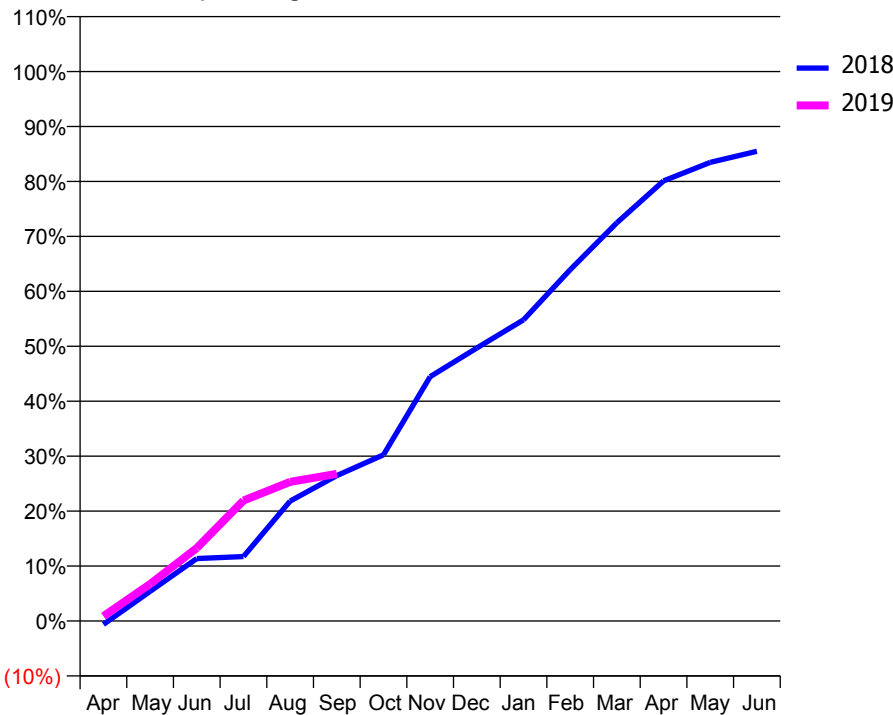
ACCESS*

Patients seen in 24 months	Total	Change since previous quarter
Quarter ending September 2017	453	
Quarter ending December 2017	448	↓
Quarter ending March 2018	425	↓
Quarter ending June 2018	428	→
Quarter ending September 2018	402	↓
Variance since September 2017	(11.3%)	↓



ACTIVITY

Cumulative percentage of contracted UDA delivered 2018 & 2019



Adjusted Scheduled Activity (UDA)		
Month	2018	2019
April	-9	12
May	75	94
June	159	185
July	164	306
August	304	353
September	369	374
October	422	
November	620	
December	693	
January	765	
February	892	
March	1,011	
April	1,117	
May	1,164	
June	1,192	

QUALITY

	Quantity	Base Number	Contract	AT	Region	England
% of FP17s for the same patient ID Re-attending within 3 months - Children	1	41	2.4%	9.9%	11.5%	11.6%
% of FP17s for the same patient ID Re-attending within 3 months - Adults	14	158	8.9%	15.6%	16.5%	15.5%
% of FP17s for the same patient ID Re-attending between 3 & 9 months - Children	23	41	56.1%	48.4%	48.5%	58.8%
% of FP17s for the same patient ID Re-attending between 3 & 9 months - Adults	46	158	29.1%	38.4%	39.1%	51.1%
% of FP17s for Band 1 Urgent Courses	14	134	10.4%	11.0%	10.6%	9.0%
% of FP17s Relating to Free Repair or Replacements	0	134	0.0%	0.5%	0.5%	0.8%
% of FP17s Relating to Continuations	0	134	0.0%	0.5%	0.7%	0.9%
% of Patients satisfied with the dentistry they have received	0	0	N/A	89.0%	90.5%	93.3%
% of Patients satisfied with the time they had to wait for an appointment	0	0	N/A	85.3%	85.1%	88.9%

* This is based on patients treated on this contract for their most recent course of treatment. Figures in italics indicate the base number of FP17s or Patient Questionnaire responses are less than 100. N/A is shown where the base number of responses is less than 10 during the period. % is calculated as Quantity/Base number*100

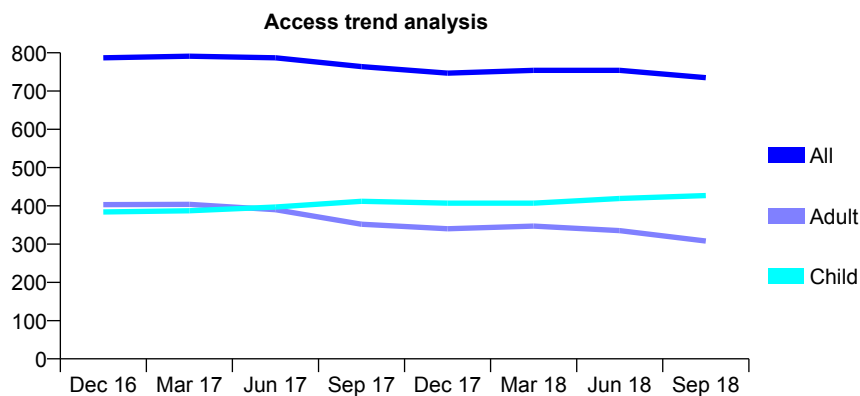
Q62 - Vital Signs At a Glance Contract Report for 154881/0001 - September 2018

Name or company name	Noorani & Shahid
Contract type name	GDS Contract
Purpose of contract	General
Contract start date	01/08/2009
Contract end date	

18/19 Contracted general activity (UDA)	1,300
Carry forward general activity (UDA)	-26
18/19 Contracted orthodontic activity (UOA)	0
Carry forward orthodontic activity (UOA)	0
Baseline contract value	£37,956.59

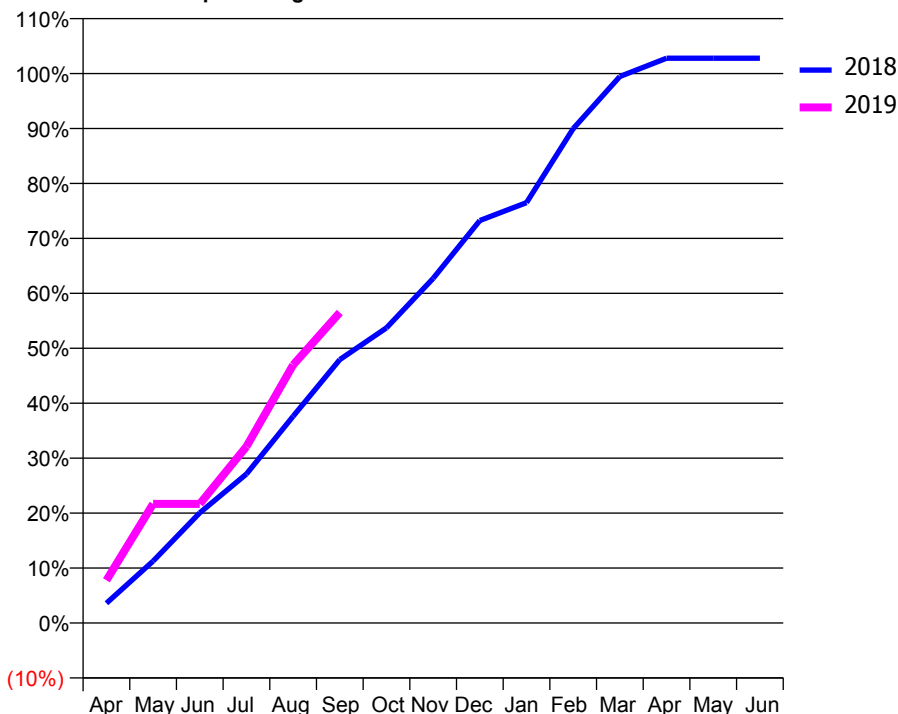
ACCESS*

Patients seen in 24 months	Total	Change since previous quarter
Quarter ending September 2017	764	
Quarter ending December 2017	747	↓
Quarter ending March 2018	754	→
Quarter ending June 2018	754	→
Quarter ending September 2018	735	↓
Variance since September 2017	(3.8%)	↓



ACTIVITY

Cumulative percentage of contracted UDA delivered 2018 & 2019



Month	Adjusted Scheduled Activity (UDA)	
	2018	2019
April	47	101
May	146	282
June	261	282
July	352	417
August	489	611
September	623	735
October	698	
November	815	
December	952	
January	995	
February	1,170	
March	1,293	
April	1,336	
May	1,336	
June	1,336	

QUALITY

	Quantity	Base Number	Contract	AT	Region	England
% of FP17s for the same patient ID Re-attending within 3 months - Children	13	290	4.5%	9.9%	11.5%	11.6%
% of FP17s for the same patient ID Re-attending within 3 months - Adults	21	167	12.6%	15.6%	16.5%	15.5%
% of FP17s for the same patient ID Re-attending between 3 & 9 months - Children	143	290	49.3%	48.4%	48.5%	58.8%
% of FP17s for the same patient ID Re-attending between 3 & 9 months - Adults	57	167	34.1%	38.4%	39.1%	51.1%
% of FP17s for Band 1 Urgent Courses	23	437	5.3%	11.0%	10.6%	9.0%
% of FP17s Relating to Free Repair or Replacements	0	437	0.0%	0.5%	0.5%	0.8%
% of FP17s Relating to Continuations	10	437	2.3%	0.5%	0.7%	0.9%
% of Patients satisfied with the dentistry they have received	1	1	N/A	89.0%	90.5%	93.3%
% of Patients satisfied with the time they had to wait for an appointment	1	1	N/A	85.3%	85.1%	88.9%

* This is based on patients treated on this contract for their most recent course of treatment. Figures in italics indicate the base number of FP17s or Patient Questionnaire responses are less than 100. N/A is shown where the base number of responses is less than 10 during the period. % is calculated as Quantity/Base number*100

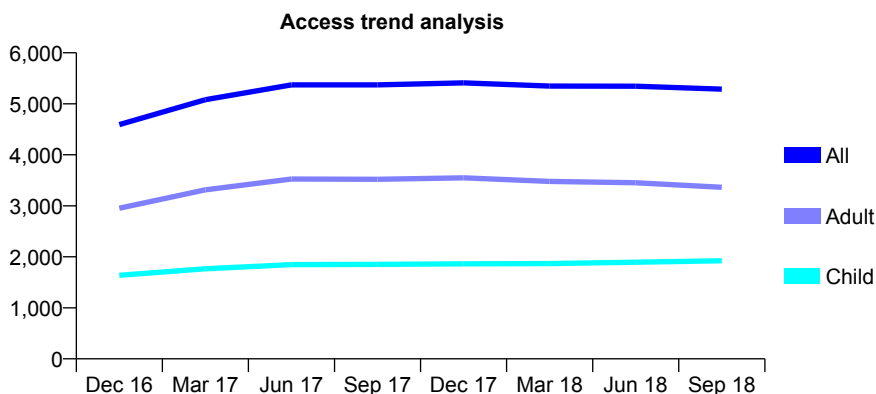
Q62 - Vital Signs At a Glance Contract Report for 155217/0001 - September 2018

Name or company name	Mr P. S. Sanehi & Mr A. K. Mirza
Contract type name	GDS Contract
Purpose of contract	General
Contract start date	01/04/2015
Contract end date	

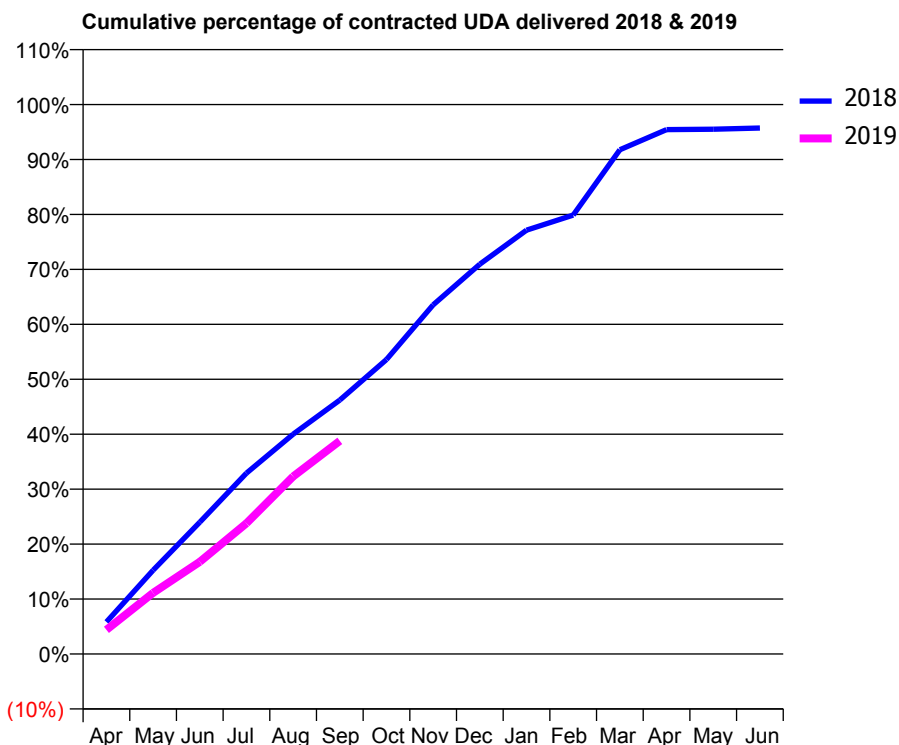
18/19 Contracted general activity (UDA)	19,605
Carry forward general activity (UDA)	-95
18/19 Contracted orthodontic activity (UOA)	0
Carry forward orthodontic activity (UOA)	0
Baseline contract value	£641,612.88

ACCESS*

Patients seen in 24 months	Total	Change since previous quarter
Quarter ending September 2017	5,371	
Quarter ending December 2017	5,411	→
Quarter ending March 2018	5,347	↓
Quarter ending June 2018	5,346	→
Quarter ending September 2018	5,287	↓
Variance since September 2017	(1.6%)	↓



ACTIVITY



Adjusted Scheduled Activity (UDA)		
Month	2018	2019
April	1,145	862
May	2,990	2,182
June	4,703	3,291
July	6,453	4,665
August	7,845	6,332
September	9,061	7,603
October	10,505	
November	12,455	
December	13,909	
January	15,121	
February	15,660	
March	17,993	
April	18,707	
May	18,725	
June	18,764	

QUALITY

	Quantity	Base Number	Contract	AT	Region	England
% of FP17s for the same patient ID Re-attending within 3 months - Children	96	1,257	7.6%	9.9%	11.5%	11.6%
% of FP17s for the same patient ID Re-attending within 3 months - Adults	262	1,638	16.0%	15.6%	16.5%	15.5%
% of FP17s for the same patient ID Re-attending between 3 & 9 months - Children	581	1,257	46.2%	48.4%	48.5%	58.8%
% of FP17s for the same patient ID Re-attending between 3 & 9 months - Adults	512	1,638	31.3%	38.4%	39.1%	51.1%
% of FP17s for Band 1 Urgent Courses	500	2,604	19.2%	11.0%	10.6%	9.0%
% of FP17s Relating to Free Repair or Replacements	1	2,604	0.0%	0.5%	0.5%	0.8%
% of FP17s Relating to Continuations	1	2,604	0.0%	0.5%	0.7%	0.9%
% of Patients satisfied with the dentistry they have received	0	0	N/A	89.0%	90.5%	93.3%
% of Patients satisfied with the time they had to wait for an appointment	0	0	N/A	85.3%	85.1%	88.9%

* This is based on patients treated on this contract for their most recent course of treatment. Figures in italics indicate the base number of FP17s or Patient Questionnaire responses are less than 100. N/A is shown where the base number of responses is less than 10 during the period. % is calculated as Quantity/Base number*100

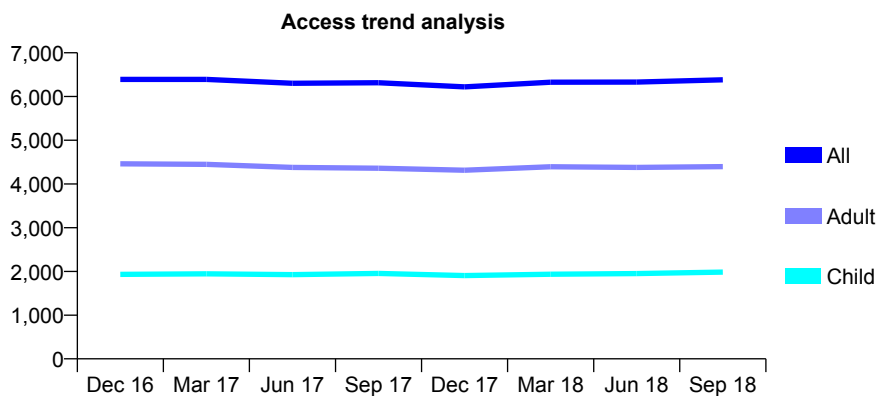
Q62 - Vital Signs At a Glance Contract Report for 157309/0001 - September 2018

Name or company name	Ms Urvi Shah and Ms Jilna Shah
Contract type name	GDS Contract
Purpose of contract	General
Contract start date	01/10/2014
Contract end date	

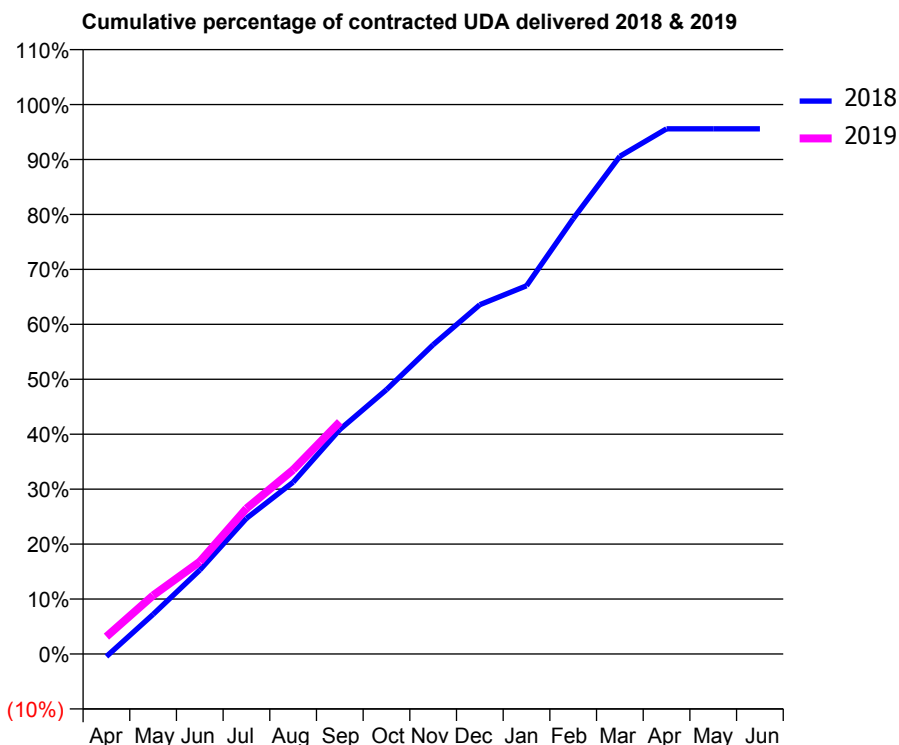
18/19 Contracted general activity (UDA)	17,729
Carry forward general activity (UDA)	0
18/19 Contracted orthodontic activity (UOA)	0
Carry forward orthodontic activity (UOA)	0
Baseline contract value	£441,651.35

ACCESS*

Patients seen in 24 months	Total	Change since previous quarter
Quarter ending September 2017	6,314	
Quarter ending December 2017	6,220	↓
Quarter ending March 2018	6,328	→
Quarter ending June 2018	6,329	→
Quarter ending September 2018	6,381	→
Variance since September 2017	1.1%	→



ACTIVITY



Month	Adjusted Scheduled Activity (UDA)	
	2018	2019
April	-85	563
May	1,278	1,892
June	2,707	2,981
July	4,379	4,694
August	5,544	5,943
September	7,241	7,489
October	8,528	
November	9,981	
December	11,271	
January	11,880	
February	14,043	
March	16,058	
April	16,943	
May	16,947	
June	16,947	

QUALITY

	Quantity	Base Number	Contract	AT	Region	England
% of FP17s for the same patient ID Re-attending within 3 months - Children	215	1,531	14.0%	9.9%	11.5%	11.6%
% of FP17s for the same patient ID Re-attending within 3 months - Adults	618	2,803	22.0%	15.6%	16.5%	15.5%
% of FP17s for the same patient ID Re-attending between 3 & 9 months - Children	749	1,531	48.9%	48.4%	48.5%	58.8%
% of FP17s for the same patient ID Re-attending between 3 & 9 months - Adults	1,044	2,803	37.2%	38.4%	39.1%	51.1%
% of FP17s for Band 1 Urgent Courses	633	3,611	17.5%	11.0%	10.6%	9.0%
% of FP17s Relating to Free Repair or Replacements	25	3,611	0.7%	0.5%	0.5%	0.8%
% of FP17s Relating to Continuations	23	3,611	0.6%	0.5%	0.7%	0.9%
% of Patients satisfied with the dentistry they have received	1	1	N/A	89.0%	90.5%	93.3%
% of Patients satisfied with the time they had to wait for an appointment	1	1	N/A	85.3%	85.1%	88.9%

* This is based on patients treated on this contract for their most recent course of treatment. Figures in italics indicate the base number of FP17s or Patient Questionnaire responses are less than 100. N/A is shown where the base number of responses is less than 10 during the period. % is calculated as Quantity/Base number*100

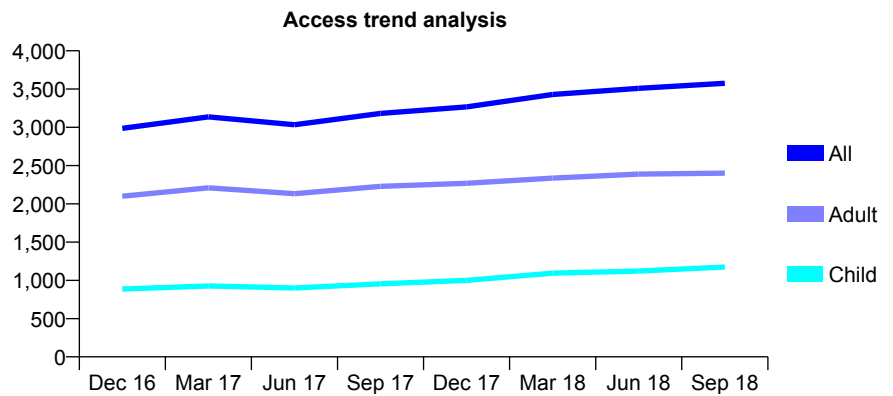
Q62 - Vital Signs At a Glance Contract Report for 157414/0001 - September 2018

Name or company name	H Patel
Contract type name	GDS Contract
Purpose of contract	General
Contract start date	01/03/2012
Contract end date	

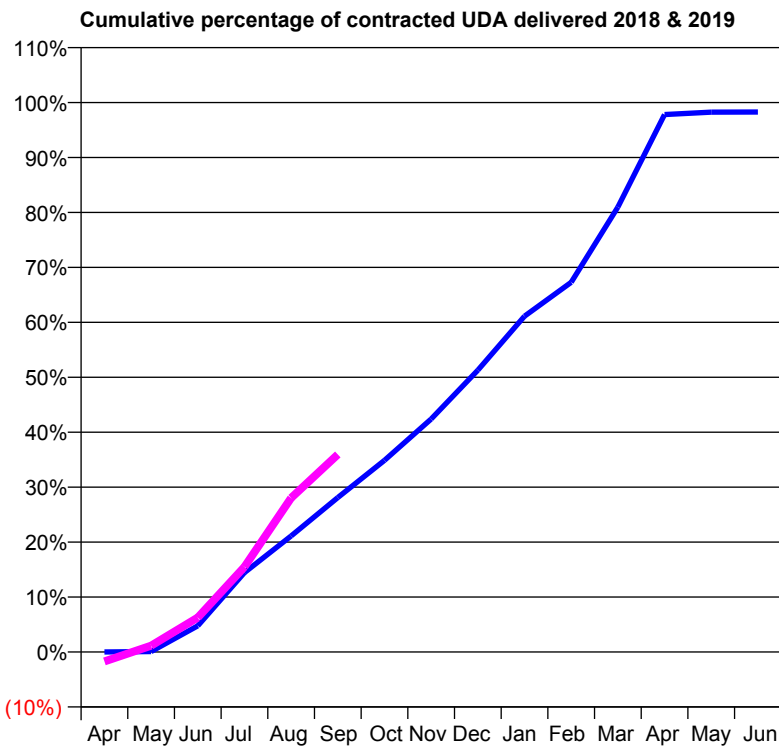
18/19 Contracted general activity (UDA)	6,000
Carry forward general activity (UDA)	104
18/19 Contracted orthodontic activity (UOA)	0
Carry forward orthodontic activity (UOA)	0
Baseline contract value	£139,403.89

ACCESS*

Patients seen in 24 months	Total	Change since previous quarter
Quarter ending September 2017	3,182	
Quarter ending December 2017	3,267	↑
Quarter ending March 2018	3,430	↑
Quarter ending June 2018	3,510	↑
Quarter ending September 2018	3,575	→
Variance since September 2017	12.4%	↑



ACTIVITY



Month	Adjusted Scheduled Activity (UDA)	
	2018	2019
April	0	-104
May	5	69
June	285	376
July	867	930
August	1,268	1,683
September	1,686	2,157
October	2,093	
November	2,544	
December	3,078	
January	3,668	
February	4,037	
March	4,857	
April	5,868	
May	5,895	
June	5,896	

QUALITY

	Quantity	Base Number	Contract	AT	Region	England
% of FP17s for the same patient ID Re-attending within 3 months - Children	53	815	6.5%	9.9%	11.5%	11.6%
% of FP17s for the same patient ID Re-attending within 3 months - Adults	147	1,288	11.4%	15.6%	16.5%	15.5%
% of FP17s for the same patient ID Re-attending between 3 & 9 months - Children	398	815	48.8%	48.4%	48.5%	58.8%
% of FP17s for the same patient ID Re-attending between 3 & 9 months - Adults	361	1,288	28.0%	38.4%	39.1%	51.1%
% of FP17s for Band 1 Urgent Courses	96	1,280	7.5%	11.0%	10.6%	9.0%
% of FP17s Relating to Free Repair or Replacements	5	1,280	0.4%	0.5%	0.5%	0.8%
% of FP17s Relating to Continuations	5	1,280	0.4%	0.5%	0.7%	0.9%
% of Patients satisfied with the dentistry they have received	1	1	N/A	89.0%	90.5%	93.3%
% of Patients satisfied with the time they had to wait for an appointment	1	1	N/A	85.3%	85.1%	88.9%

* This is based on patients treated on this contract for their most recent course of treatment. Figures in italics indicate the base number of FP17s or Patient Questionnaire responses are less than 100. N/A is shown where the base number of responses is less than 10 during the period. % is calculated as Quantity/Base number*100

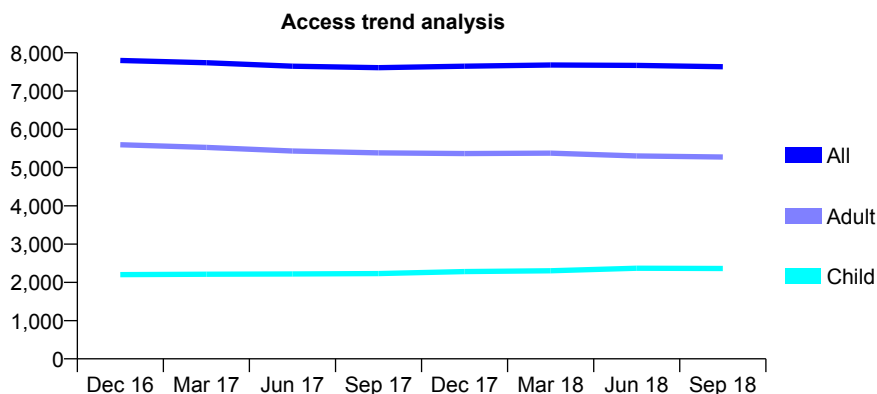
Q62 - Vital Signs At a Glance Contract Report for 158844/0001 - September 2018

Name or company name	Dr. Y. Nanavati & Dr. T. Mirza
Contract type name	GDS Contract
Purpose of contract	General
Contract start date	01/10/2012
Contract end date	

18/19 Contracted general activity (UDA)	24,603
Carry forward general activity (UDA)	69
18/19 Contracted orthodontic activity (UOA)	0
Carry forward orthodontic activity (UOA)	0
Baseline contract value	£648,607.55

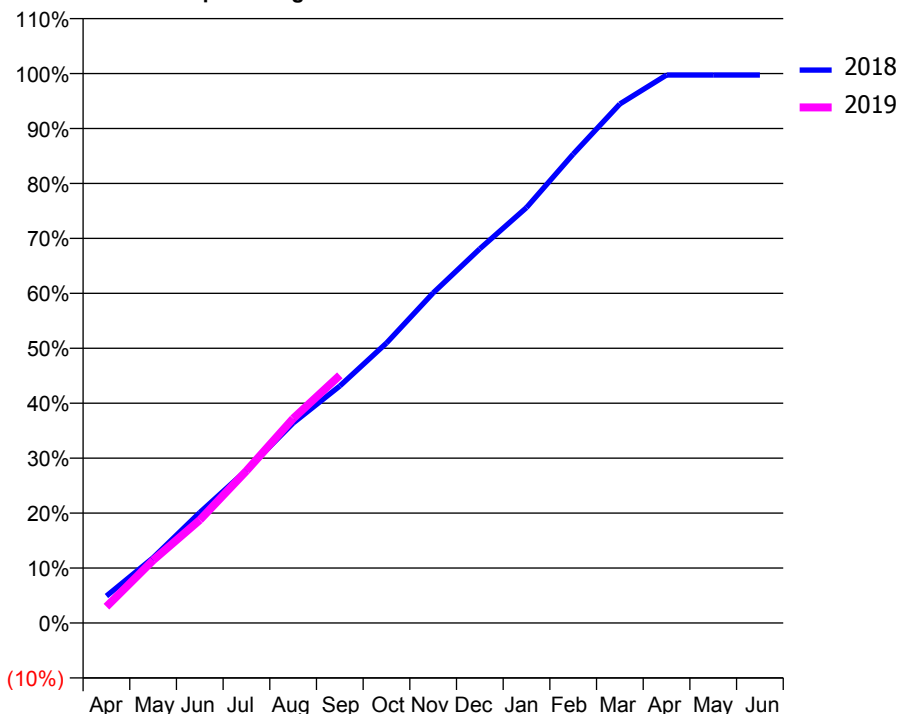
ACCESS*

Patients seen in 24 months	Total	Change since previous quarter
Quarter ending September 2017	7,611	
Quarter ending December 2017	7,648	→
Quarter ending March 2018	7,680	→
Quarter ending June 2018	7,671	→
Quarter ending September 2018	7,637	→
Variance since September 2017	0.3%	→



ACTIVITY

Cumulative percentage of contracted UDA delivered 2018 & 2019



Month	Adjusted Scheduled Activity (UDA)	
	2018	2019
April	1,210	730
May	2,924	2,809
June	4,948	4,614
July	6,844	6,814
August	8,954	9,154
September	10,609	11,091
October	12,535	
November	14,778	
December	16,758	
January	18,602	
February	20,993	
March	23,241	
April	24,537	
May	24,534	
June	24,534	

QUALITY

	Quantity	Base Number	Contract	AT	Region	England
% of FP17s for the same patient ID Re-attending within 3 months - Children	88	1,640	5.4%	9.9%	11.5%	11.6%
% of FP17s for the same patient ID Re-attending within 3 months - Adults	402	2,990	13.4%	15.6%	16.5%	15.5%
% of FP17s for the same patient ID Re-attending between 3 & 9 months - Children	805	1,640	49.1%	48.4%	48.5%	58.8%
% of FP17s for the same patient ID Re-attending between 3 & 9 months - Adults	1,332	2,990	44.5%	38.4%	39.1%	51.1%
% of FP17s for Band 1 Urgent Courses	259	4,208	6.2%	11.0%	10.6%	9.0%
% of FP17s Relating to Free Repair or Replacements	29	4,208	0.7%	0.5%	0.5%	0.8%
% of FP17s Relating to Continuations	21	4,208	0.5%	0.5%	0.7%	0.9%
% of Patients satisfied with the dentistry they have received	3	3	N/A	89.0%	90.5%	93.3%
% of Patients satisfied with the time they had to wait for an appointment	2	3	N/A	85.3%	85.1%	88.9%

* This is based on patients treated on this contract for their most recent course of treatment. Figures in italics indicate the base number of FP17s or Patient Questionnaire responses are less than 100. N/A is shown where the base number of responses is less than 10 during the period. % is calculated as Quantity/Base number*100

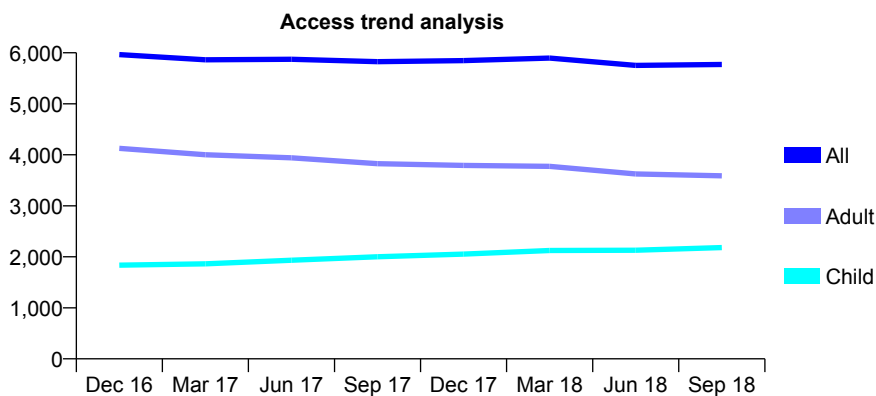
Q62 - Vital Signs At a Glance Contract Report for 159042/0001 - September 2018

Name or company name	Surgery@102 Limited
Contract type name	GDS Contract
Purpose of contract	General
Contract start date	01/01/2011
Contract end date	

18/19 Contracted general activity (UDA)	13,347
Carry forward general activity (UDA)	215
18/19 Contracted orthodontic activity (UOA)	0
Carry forward orthodontic activity (UOA)	0
Baseline contract value	£354,814.69

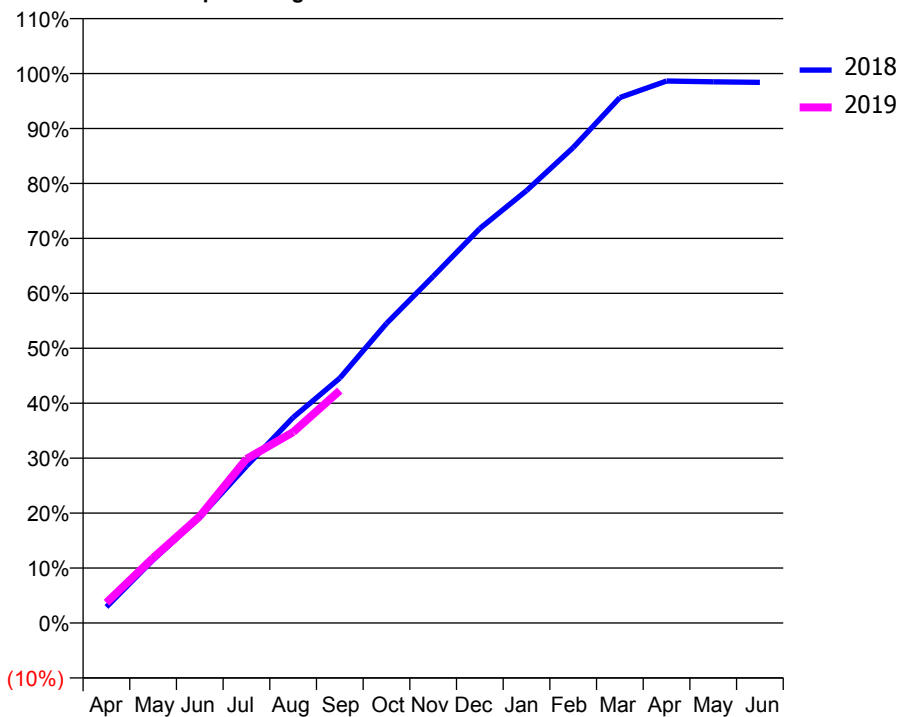
ACCESS*

Patients seen in 24 months	Total	Change since previous quarter
Quarter ending September 2017	5,825	
Quarter ending December 2017	5,847	→
Quarter ending March 2018	5,896	→
Quarter ending June 2018	5,753	↓
Quarter ending September 2018	5,770	→
Variance since September 2017	(0.9%)	→



ACTIVITY

Cumulative percentage of contracted UDA delivered 2018 & 2019



Adjusted Scheduled Activity (UDA)

Month	2018	2019
April	391	493
May	1,533	1,583
June	2,570	2,594
July	3,812	3,986
August	4,992	4,638
September	5,950	5,647
October	7,277	
November	8,419	
December	9,584	
January	10,503	
February	11,547	
March	12,762	
April	13,165	
May	13,144	
June	13,132	

QUALITY

	Quantity	Base Number	Contract	AT	Region	England
% of FP17s for the same patient ID Re-attending within 3 months - Children	113	1,303	8.7%	9.9%	11.5%	11.6%
% of FP17s for the same patient ID Re-attending within 3 months - Adults	343	1,738	19.7%	15.6%	16.5%	15.5%
% of FP17s for the same patient ID Re-attending between 3 & 9 months - Children	620	1,303	47.6%	48.4%	48.5%	58.8%
% of FP17s for the same patient ID Re-attending between 3 & 9 months - Adults	443	1,738	25.5%	38.4%	39.1%	51.1%
% of FP17s for Band 1 Urgent Courses	448	2,546	17.6%	11.0%	10.6%	9.0%
% of FP17s Relating to Free Repair or Replacements	9	2,546	0.4%	0.5%	0.5%	0.8%
% of FP17s Relating to Continuations	8	2,546	0.3%	0.5%	0.7%	0.9%
% of Patients satisfied with the dentistry they have received	3	3	N/A	89.0%	90.5%	93.3%
% of Patients satisfied with the time they had to wait for an appointment	3	3	N/A	85.3%	85.1%	88.9%

* This is based on patients treated on this contract for their most recent course of treatment. Figures in italics indicate the base number of FP17s or Patient Questionnaire responses are less than 100. N/A is shown where the base number of responses is less than 10 during the period. % is calculated as Quantity/Base number*100

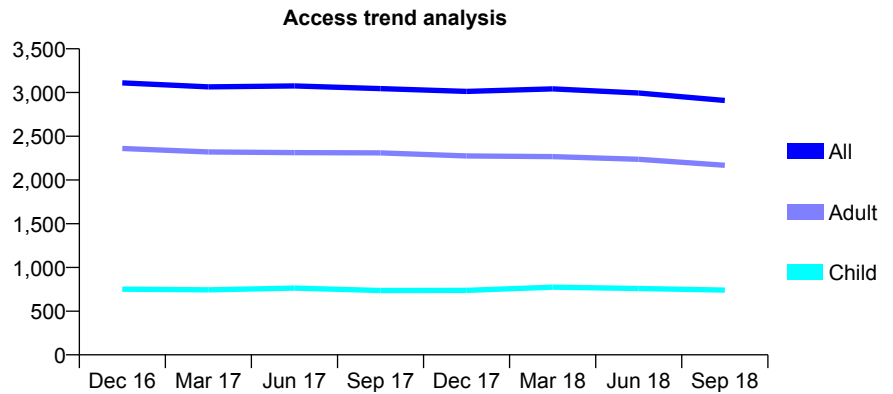
Q62 - Vital Signs At a Glance Contract Report for 159271/0001 - September 2018

Name or company name	Dr. K. Patel
Contract type name	GDS Contract
Purpose of contract	General
Contract start date	01/11/2012
Contract end date	

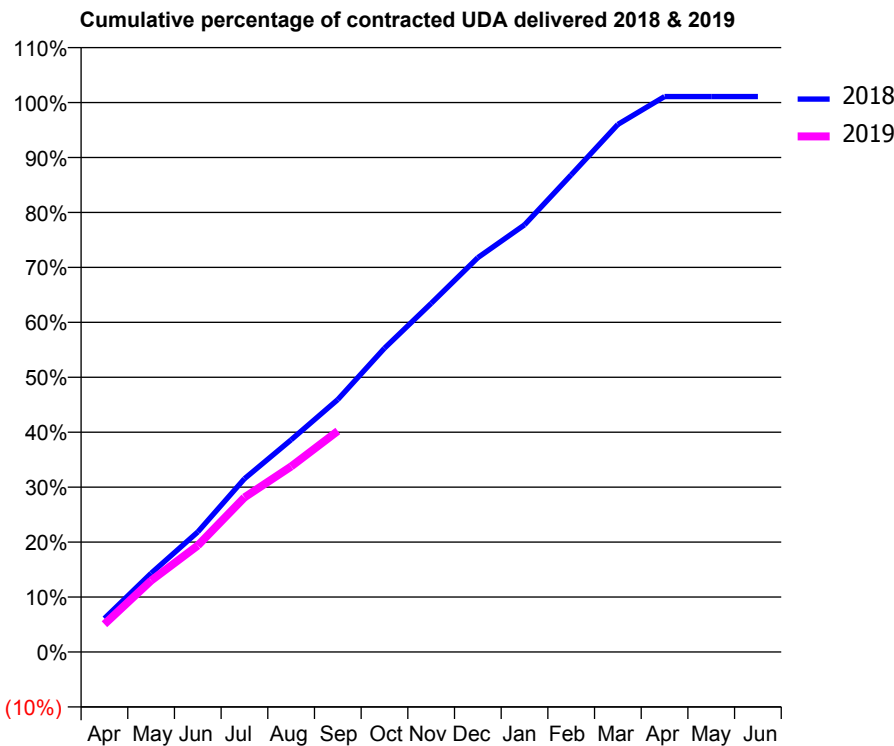
18/19 Contracted general activity (UDA)	7,685
Carry forward general activity (UDA)	-84
18/19 Contracted orthodontic activity (UOA)	0
Carry forward orthodontic activity (UOA)	0
Baseline contract value	£221,053.82

ACCESS*

Patients seen in 24 months	Total	Change since previous quarter
Quarter ending September 2017	3,045	
Quarter ending December 2017	3,013	↓
Quarter ending March 2018	3,041	→
Quarter ending June 2018	2,994	↓
Quarter ending September 2018	2,909	↓
Variance since September 2017	(4.5%)	↓



ACTIVITY



Adjusted Scheduled Activity (UDA)		
Month	2018	2019
April	469	388
May	1,102	999
June	1,680	1,490
July	2,424	2,162
August	2,968	2,594
September	3,531	3,091
October	4,250	
November	4,875	
December	5,515	
January	5,974	
February	6,673	
March	7,379	
April	7,769	
May	7,769	
June	7,769	

QUALITY

	Quantity	Base Number	Contract	AT	Region	England
% of FP17s for the same patient ID Re-attending within 3 months - Children	24	427	5.6%	9.9%	11.5%	11.6%
% of FP17s for the same patient ID Re-attending within 3 months - Adults	176	1,334	13.2%	15.6%	16.5%	15.5%
% of FP17s for the same patient ID Re-attending between 3 & 9 months - Children	225	427	52.7%	48.4%	48.5%	58.8%
% of FP17s for the same patient ID Re-attending between 3 & 9 months - Adults	708	1,334	53.1%	38.4%	39.1%	51.1%
% of FP17s for Band 1 Urgent Courses	142	1,609	8.8%	11.0%	10.6%	9.0%
% of FP17s Relating to Free Repair or Replacements	7	1,609	0.4%	0.5%	0.5%	0.8%
% of FP17s Relating to Continuations	22	1,609	1.4%	0.5%	0.7%	0.9%
% of Patients satisfied with the dentistry they have received	2	2	N/A	89.0%	90.5%	93.3%
% of Patients satisfied with the time they had to wait for an appointment	2	2	N/A	85.3%	85.1%	88.9%

* This is based on patients treated on this contract for their most recent course of treatment. Figures in italics indicate the base number of FP17s or Patient Questionnaire responses are less than 100. N/A is shown where the base number of responses is less than 10 during the period. % is calculated as Quantity/Base number*100

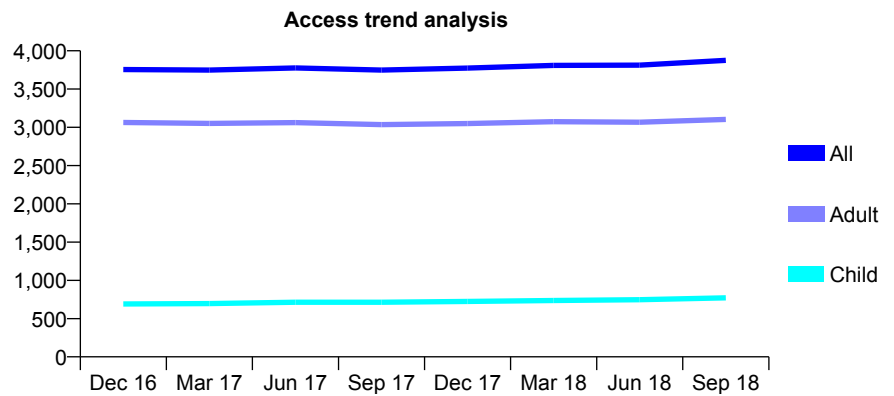
Q62 - Vital Signs At a Glance Contract Report for 159328/0001 - September 2018

Name or company name	Bhuva Dental Surgery - Pinner
Contract type name	GDS Contract
Purpose of contract	General
Contract start date	01/04/2014
Contract end date	

18/19 Contracted general activity (UDA)	7,956
Carry forward general activity (UDA)	-65
18/19 Contracted orthodontic activity (UOA)	0
Carry forward orthodontic activity (UOA)	0
Baseline contract value	£220,220.02

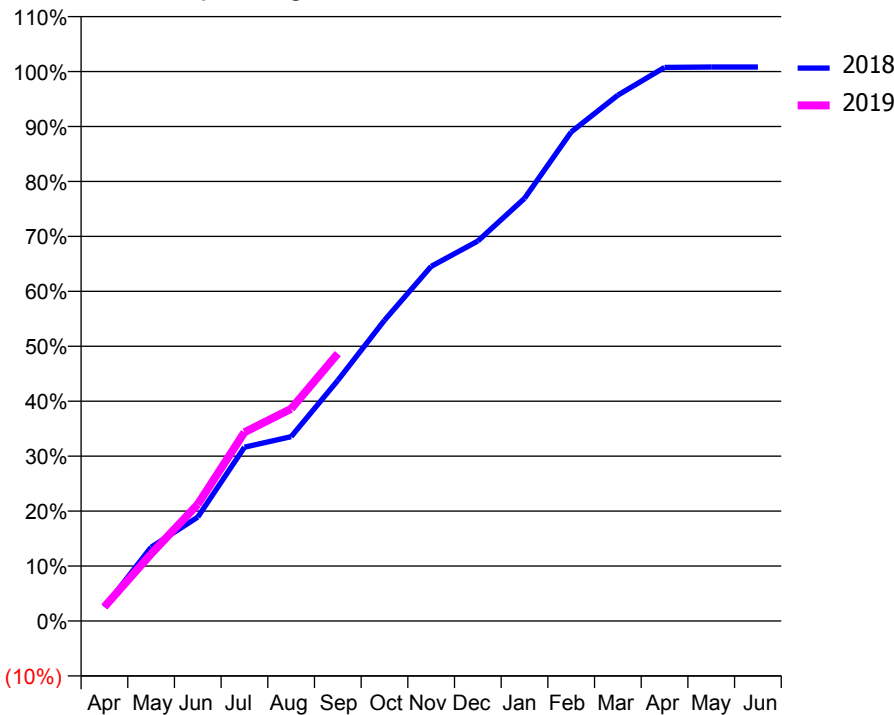
ACCESS*

Patients seen in 24 months	Total	Change since previous quarter
Quarter ending September 2017	3,749	
Quarter ending December 2017	3,774	→
Quarter ending March 2018	3,810	→
Quarter ending June 2018	3,813	→
Quarter ending September 2018	3,875	→
Variance since September 2017	3.4%	↑



ACTIVITY

Cumulative percentage of contracted UDA delivered 2018 & 2019



Month	Adjusted Scheduled Activity (UDA)	
	2018	2019
April	202	206
May	1,068	972
June	1,505	1,690
July	2,516	2,732
August	2,668	3,073
September	3,484	3,871
October	4,354	
November	5,134	
December	5,501	
January	6,120	
February	7,081	
March	7,613	
April	8,015	
May	8,021	
June	8,021	

QUALITY

	Quantity	Base Number	Contract	AT	Region	England
% of FP17s for the same patient ID Re-attending within 3 months - Children	24	599	4.0%	9.9%	11.5%	11.6%
% of FP17s for the same patient ID Re-attending within 3 months - Adults	84	2,055	4.1%	15.6%	16.5%	15.5%
% of FP17s for the same patient ID Re-attending between 3 & 9 months - Children	364	599	60.8%	48.4%	48.5%	58.8%
% of FP17s for the same patient ID Re-attending between 3 & 9 months - Adults	1,308	2,055	63.6%	38.4%	39.1%	51.1%
% of FP17s for Band 1 Urgent Courses	62	2,364	2.6%	11.0%	10.6%	9.0%
% of FP17s Relating to Free Repair or Replacements	1	2,364	0.0%	0.5%	0.5%	0.8%
% of FP17s Relating to Continuations	0	2,364	0.0%	0.5%	0.7%	0.9%
% of Patients satisfied with the dentistry they have received	2	2	N/A	89.0%	90.5%	93.3%
% of Patients satisfied with the time they had to wait for an appointment	2	2	N/A	85.3%	85.1%	88.9%

* This is based on patients treated on this contract for their most recent course of treatment. Figures in italics indicate the base number of FP17s or Patient Questionnaire responses are less than 100. N/A is shown where the base number of responses is less than 10 during the period. % is calculated as Quantity/Base number*100

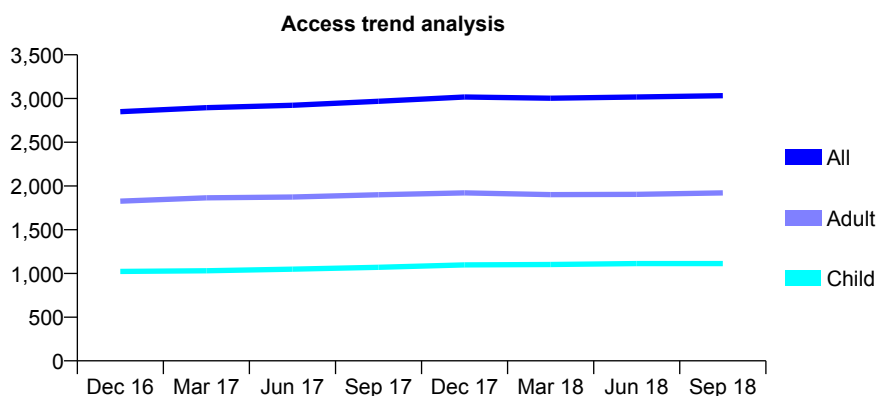
Q62 - Vital Signs At a Glance Contract Report for 160210/0001 - September 2018

Name or company name	S Cowley, R Ingham and J Angelo
Contract type name	GDS Contract
Purpose of contract	General
Contract start date	01/11/2012
Contract end date	

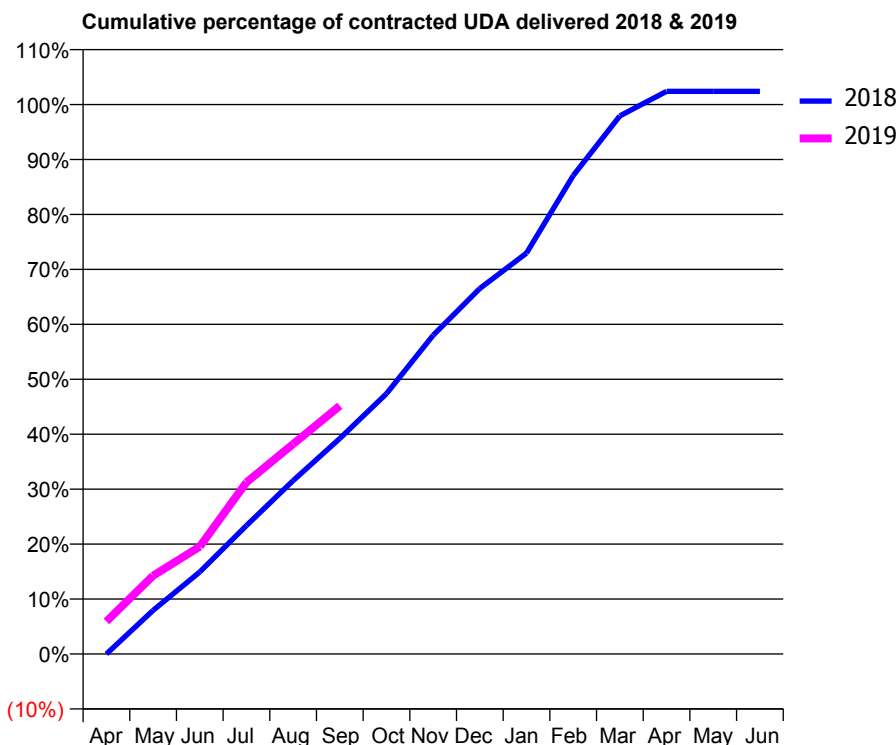
18/19 Contracted general activity (UDA)	9,436
Carry forward general activity (UDA)	-189
18/19 Contracted orthodontic activity (UOA)	0
Carry forward orthodontic activity (UOA)	0
Baseline contract value	£385,467.27

ACCESS*

Patients seen in 24 months	Total	Change since previous quarter
Quarter ending September 2017	2,969	
Quarter ending December 2017	3,018	→
Quarter ending March 2018	3,003	→
Quarter ending June 2018	3,017	→
Quarter ending September 2018	3,033	→
Variance since September 2017	2.2%	↑



ACTIVITY



Month	Adjusted Scheduled Activity (UDA)	
	2018	2019
April	0	560
May	749	1,344
June	1,409	1,844
July	2,206	2,948
August	2,978	3,604
September	3,701	4,262
October	4,471	
November	5,474	
December	6,278	
January	6,885	
February	8,216	
March	9,241	
April	9,663	
May	9,663	
June	9,663	

QUALITY

	Quantity	Base Number	Contract	AT	Region	England
% of FP17s for the same patient ID Re-attending within 3 months - Children	47	543	8.7%	9.9%	11.5%	11.6%
% of FP17s for the same patient ID Re-attending within 3 months - Adults	168	863	19.5%	15.6%	16.5%	15.5%
% of FP17s for the same patient ID Re-attending between 3 & 9 months - Children	217	543	40.0%	48.4%	48.5%	58.8%
% of FP17s for the same patient ID Re-attending between 3 & 9 months - Adults	251	863	29.1%	38.4%	39.1%	51.1%
% of FP17s for Band 1 Urgent Courses	224	1,314	17.0%	11.0%	10.6%	9.0%
% of FP17s Relating to Free Repair or Replacements	7	1,314	0.5%	0.5%	0.5%	0.8%
% of FP17s Relating to Continuations	17	1,314	1.3%	0.5%	0.7%	0.9%
% of Patients satisfied with the dentistry they have received	0	0	N/A	89.0%	90.5%	93.3%
% of Patients satisfied with the time they had to wait for an appointment	0	0	N/A	85.3%	85.1%	88.9%

* This is based on patients treated on this contract for their most recent course of treatment. Figures in italics indicate the base number of FP17s or Patient Questionnaire responses are less than 100. N/A is shown where the base number of responses is less than 10 during the period. % is calculated as Quantity/Base number*100

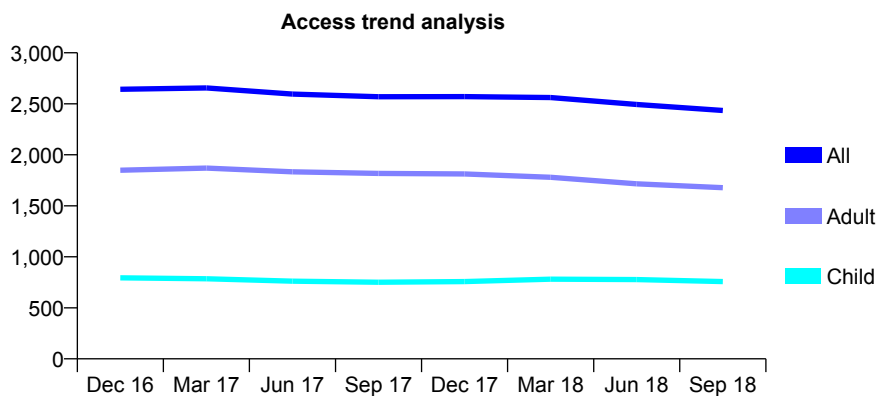
Q62 - Vital Signs At a Glance Contract Report for 160423/0001 - September 2018

Name or company name	Mr Neil Paryani & Ms Poonam Paryani
Contract type name	GDS Contract
Purpose of contract	General
Contract start date	01/01/2015
Contract end date	

18/19 Contracted general activity (UDA)	8,179
Carry forward general activity (UDA)	-129
18/19 Contracted orthodontic activity (UOA)	0
Carry forward orthodontic activity (UOA)	0
Baseline contract value	£229,331.91

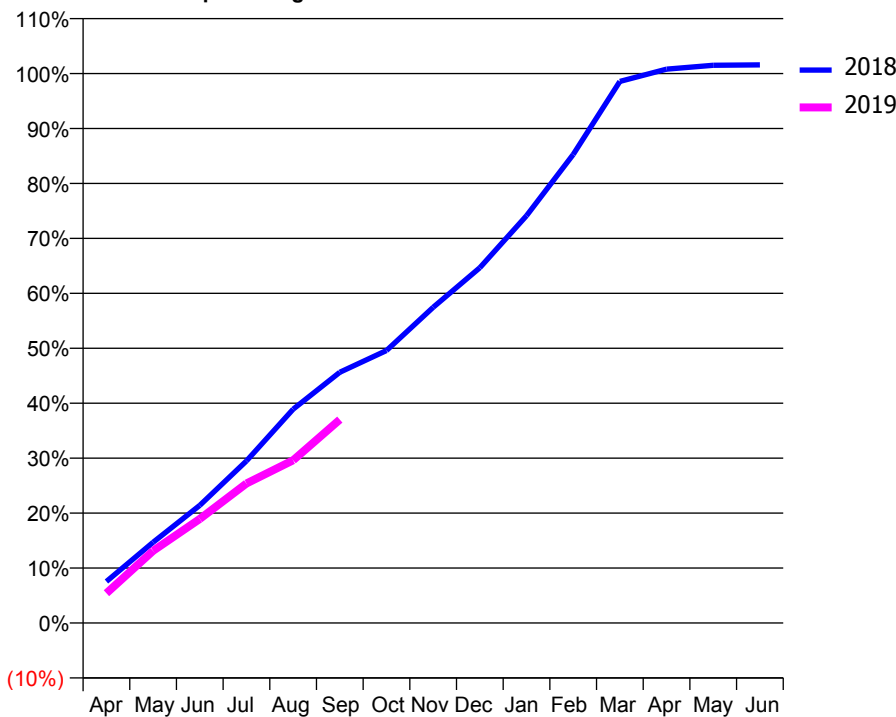
ACCESS*

Patients seen in 24 months	Total	Change since previous quarter
Quarter ending September 2017	2,569	
Quarter ending December 2017	2,570	→
Quarter ending March 2018	2,561	→
Quarter ending June 2018	2,493	↓
Quarter ending September 2018	2,435	↓
Variance since September 2017	(5.2%)	↓



ACTIVITY

Cumulative percentage of contracted UDA delivered 2018 & 2019



Adjusted Scheduled Activity (UDA)

Month	2018	2019
April	617	443
May	1,203	1,075
June	1,752	1,550
July	2,413	2,078
August	3,183	2,422
September	3,732	3,028
October	4,056	
November	4,700	
December	5,288	
January	6,062	
February	6,973	
March	8,061	
April	8,244	
May	8,302	
June	8,308	

QUALITY

	Quantity	Base Number	Contract	AT	Region	England
% of FP17s for the same patient ID Re-attending within 3 months - Children	70	449	15.6%	9.9%	11.5%	11.6%
% of FP17s for the same patient ID Re-attending within 3 months - Adults	194	811	23.9%	15.6%	16.5%	15.5%
% of FP17s for the same patient ID Re-attending between 3 & 9 months - Children	218	449	48.6%	48.4%	48.5%	58.8%
% of FP17s for the same patient ID Re-attending between 3 & 9 months - Adults	303	811	37.4%	38.4%	39.1%	51.1%
% of FP17s for Band 1 Urgent Courses	255	1,187	21.5%	11.0%	10.6%	9.0%
% of FP17s Relating to Free Repair or Replacements	7	1,187	0.6%	0.5%	0.5%	0.8%
% of FP17s Relating to Continuations	4	1,187	0.3%	0.5%	0.7%	0.9%
% of Patients satisfied with the dentistry they have received	5	5	N/A	89.0%	90.5%	93.3%
% of Patients satisfied with the time they had to wait for an appointment	4	5	N/A	85.3%	85.1%	88.9%

* This is based on patients treated on this contract for their most recent course of treatment. Figures in italics indicate the base number of FP17s or Patient Questionnaire responses are less than 100. N/A is shown where the base number of responses is less than 10 during the period. % is calculated as Quantity/Base number*100

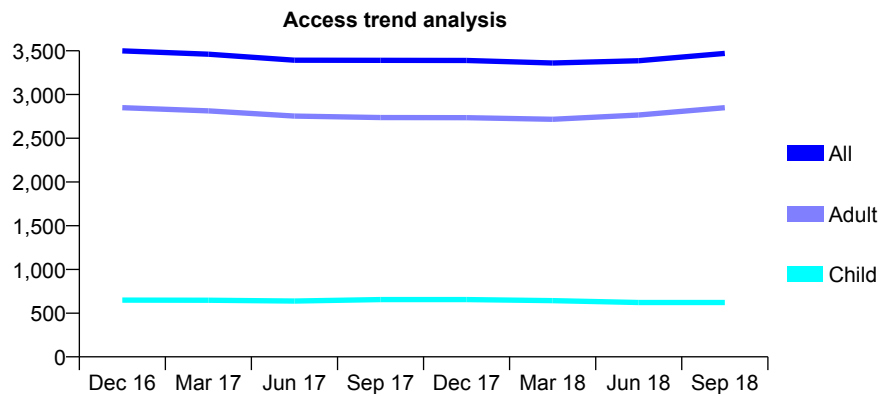
Q62 - Vital Signs At a Glance Contract Report for 161055/0001 - September 2018

Name or company name	Dental Magic (Care) Ltd
Contract type name	PDS Plus Contract
Purpose of contract	General
Contract start date	01/04/2010
Contract end date	31/03/2020

18/19 Contracted general activity (UDA)	14,779
Carry forward general activity (UDA)	678
18/19 Contracted orthodontic activity (UOA)	0
Carry forward orthodontic activity (UOA)	0
Baseline contract value	£382,662.03

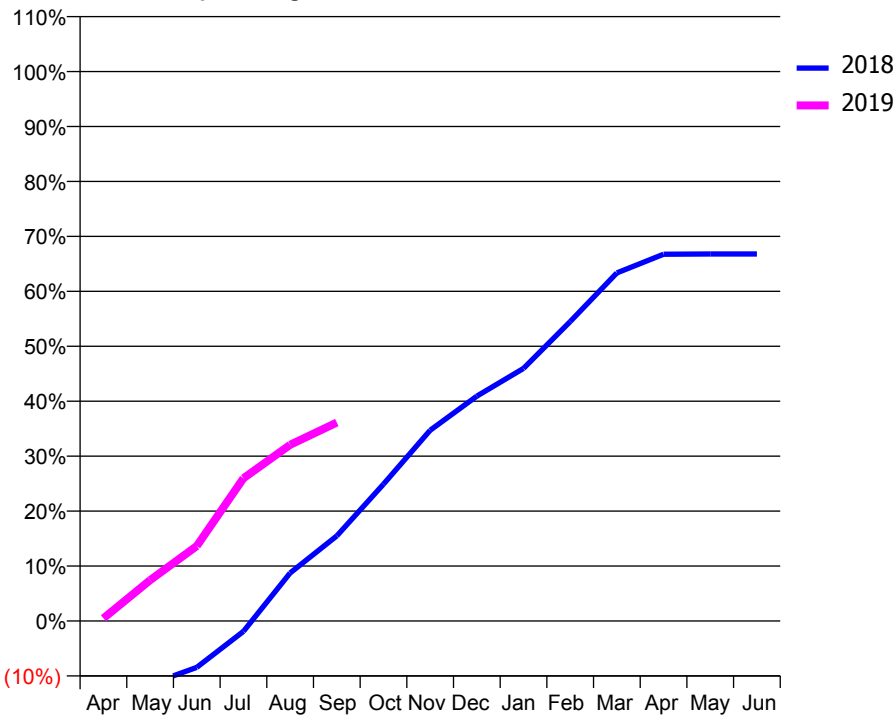
ACCESS*

Patients seen in 24 months	Total	Change since previous quarter
Quarter ending September 2017	3,391	
Quarter ending December 2017	3,390	→
Quarter ending March 2018	3,360	→
Quarter ending June 2018	3,387	→
Quarter ending September 2018	3,470	↑
Variance since September 2017	2.3%	↑



ACTIVITY

Cumulative percentage of contracted UDA delivered 2018 & 2019



Month	Adjusted Scheduled Activity (UDA)	
	2018	2019
April	-2,587	74
May	-1,706	1,100
June	-1,249	2,017
July	-281	3,840
August	1,293	4,740
September	2,288	5,337
October	3,680	
November	5,131	
December	6,048	
January	6,795	
February	8,054	
March	9,361	
April	9,865	
May	9,873	
June	9,873	

QUALITY

	Quantity	Base Number	Contract	AT	Region	England
% of FP17s for the same patient ID Re-attending within 3 months - Children	18	362	5.0%	9.9%	11.5%	11.6%
% of FP17s for the same patient ID Re-attending within 3 months - Adults	277	1,741	15.9%	15.6%	16.5%	15.5%
% of FP17s for the same patient ID Re-attending between 3 & 9 months - Children	191	362	52.8%	48.4%	48.5%	58.8%
% of FP17s for the same patient ID Re-attending between 3 & 9 months - Adults	648	1,741	37.2%	38.4%	39.1%	51.1%
% of FP17s for Band 1 Urgent Courses	272	1,973	13.8%	11.0%	10.6%	9.0%
% of FP17s Relating to Free Repair or Replacements	11	1,973	0.6%	0.5%	0.5%	0.8%
% of FP17s Relating to Continuations	8	1,973	0.4%	0.5%	0.7%	0.9%
% of Patients satisfied with the dentistry they have received	2	2	N/A	89.0%	90.5%	93.3%
% of Patients satisfied with the time they had to wait for an appointment	1	2	N/A	85.3%	85.1%	88.9%

* This is based on patients treated on this contract for their most recent course of treatment. Figures in italics indicate the base number of FP17s or Patient Questionnaire responses are less than 100. N/A is shown where the base number of responses is less than 10 during the period. % is calculated as Quantity/Base number*100

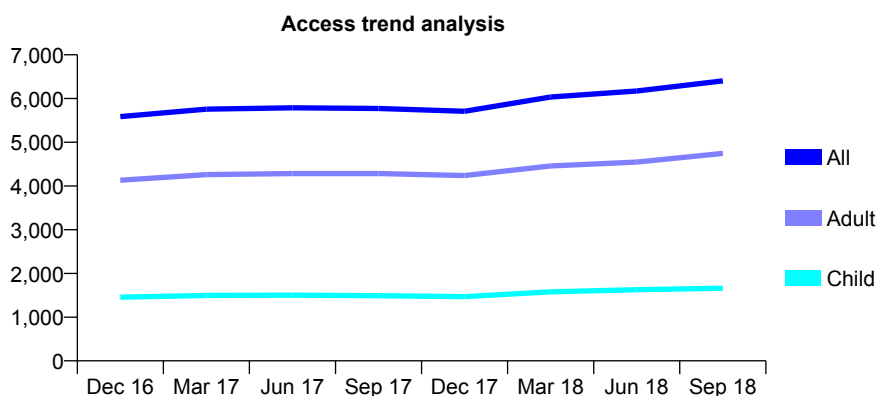
Q62 - Vital Signs At a Glance Contract Report for 164178/0001 - September 2018

Name or company name	Perfect Smile SDS
Contract type name	GDS Contract
Purpose of contract	General
Contract start date	01/01/2012
Contract end date	

18/19 Contracted general activity (UDA)	21,240
Carry forward general activity (UDA)	4,856
18/19 Contracted orthodontic activity (UOA)	0
Carry forward orthodontic activity (UOA)	0
Baseline contract value	£675,192.23

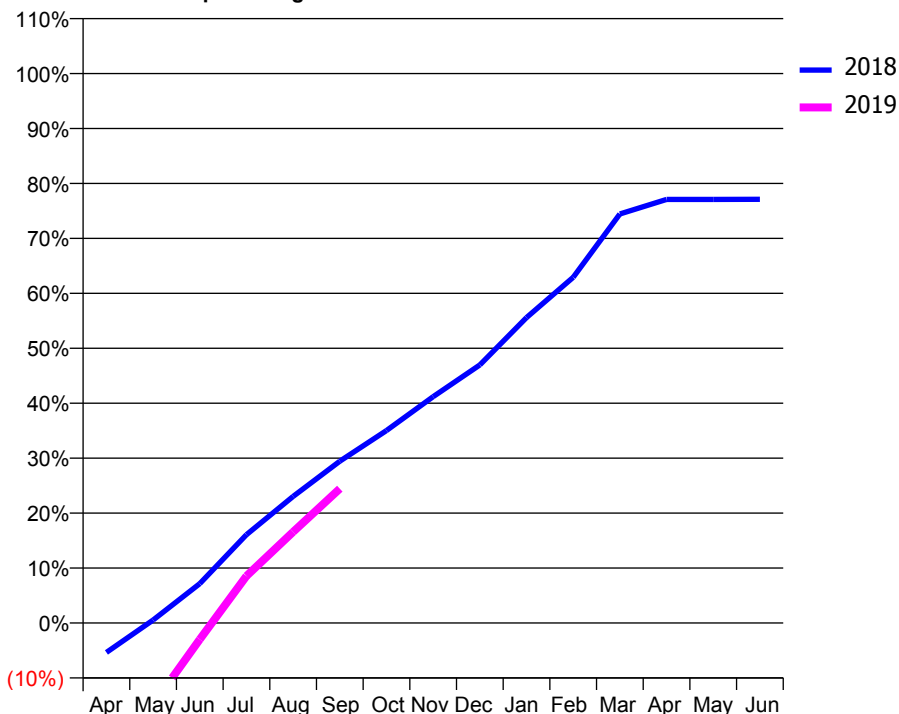
ACCESS*

Patients seen in 24 months	Total	Change since previous quarter
Quarter ending September 2017	5,772	
Quarter ending December 2017	5,708	↓
Quarter ending March 2018	6,035	↑
Quarter ending June 2018	6,173	↑
Quarter ending September 2018	6,403	↑
Variance since September 2017	10.9%	↑



ACTIVITY

Cumulative percentage of contracted UDA delivered 2018 & 2019



Month	Adjusted Scheduled Activity (UDA)	
	2018	2019
April	-1,140	-4,395
May	113	-3,159
June	1,521	-637
July	3,417	1,815
August	4,896	3,521
September	6,254	5,192
October	7,440	
November	8,750	
December	9,976	
January	11,804	
February	13,363	
March	15,813	
April	16,372	
May	16,374	
June	16,375	

QUALITY

	Quantity	Base Number	Contract	AT	Region	England
% of FP17s for the same patient ID Re-attending within 3 months - Children	91	1,008	9.0%	9.9%	11.5%	11.6%
% of FP17s for the same patient ID Re-attending within 3 months - Adults	446	2,533	17.6%	15.6%	16.5%	15.5%
% of FP17s for the same patient ID Re-attending between 3 & 9 months - Children	339	1,008	33.6%	48.4%	48.5%	58.8%
% of FP17s for the same patient ID Re-attending between 3 & 9 months - Adults	771	2,533	30.4%	38.4%	39.1%	51.1%
% of FP17s for Band 1 Urgent Courses	349	3,322	10.5%	11.0%	10.6%	9.0%
% of FP17s Relating to Free Repair or Replacements	21	3,322	0.6%	0.5%	0.5%	0.8%
% of FP17s Relating to Continuations	55	3,322	1.7%	0.5%	0.7%	0.9%
% of Patients satisfied with the dentistry they have received	2	2	N/A	89.0%	90.5%	93.3%
% of Patients satisfied with the time they had to wait for an appointment	2	2	N/A	85.3%	85.1%	88.9%

* This is based on patients treated on this contract for their most recent course of treatment. Figures in italics indicate the base number of FP17s or Patient Questionnaire responses are less than 100. N/A is shown where the base number of responses is less than 10 during the period. % is calculated as Quantity/Base number*100

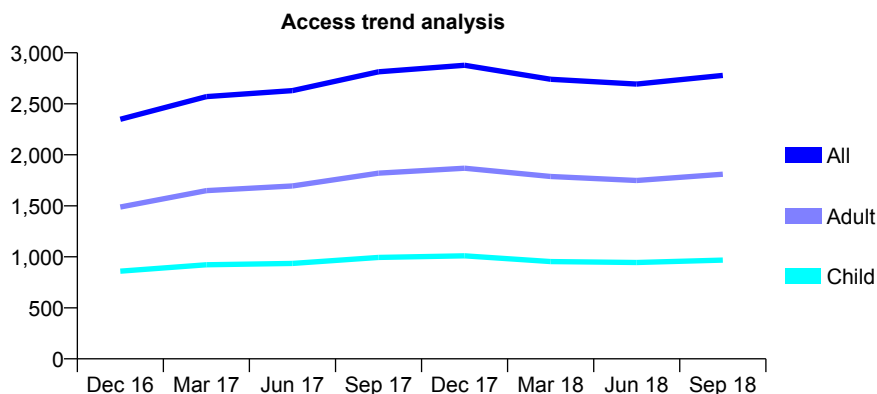
Q62 - Vital Signs At a Glance Contract Report for 164224/0001 - September 2018

Name or company name	Mr M Takhayori, Mrs P Massoudi
Contract type name	GDS Contract
Purpose of contract	General
Contract start date	01/04/2015
Contract end date	

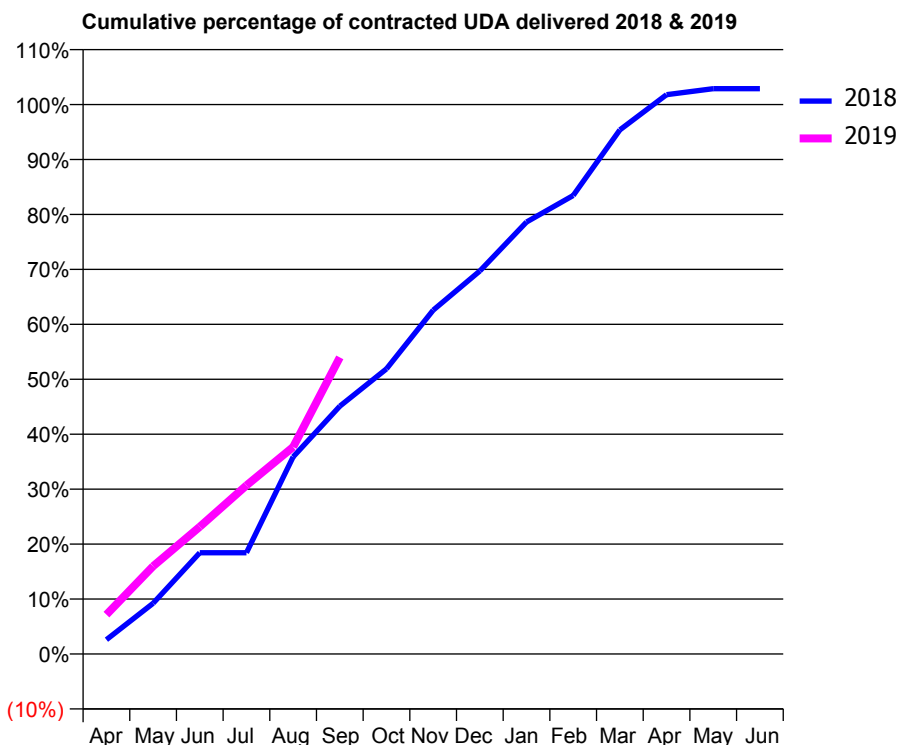
18/19 Contracted general activity (UDA)	7,991
Carry forward general activity (UDA)	-160
18/19 Contracted orthodontic activity (UOA)	0
Carry forward orthodontic activity (UOA)	0
Baseline contract value	£214,632.93

ACCESS*

Patients seen in 24 months	Total	Change since previous quarter
Quarter ending September 2017	2,814	
Quarter ending December 2017	2,878	↑
Quarter ending March 2018	2,740	↓
Quarter ending June 2018	2,693	↓
Quarter ending September 2018	2,778	↑
Variance since September 2017	(1.3%)	↓



ACTIVITY



Month	Adjusted Scheduled Activity (UDA)	
	2018	2019
April	209	572
May	738	1,277
June	1,472	1,851
July	1,472	2,453
August	2,867	3,010
September	3,604	4,314
October	4,147	
November	4,999	
December	5,570	
January	6,281	
February	6,668	
March	7,623	
April	8,135	
May	8,221	
June	8,221	

QUALITY

	Quantity	Base Number	Contract	AT	Region	England
% of FP17s for the same patient ID Re-attending within 3 months - Children	50	556	9.0%	9.9%	11.5%	11.6%
% of FP17s for the same patient ID Re-attending within 3 months - Adults	155	916	16.9%	15.6%	16.5%	15.5%
% of FP17s for the same patient ID Re-attending between 3 & 9 months - Children	184	556	33.1%	48.4%	48.5%	58.8%
% of FP17s for the same patient ID Re-attending between 3 & 9 months - Adults	280	916	30.6%	38.4%	39.1%	51.1%
% of FP17s for Band 1 Urgent Courses	169	1,297	13.0%	11.0%	10.6%	9.0%
% of FP17s Relating to Free Repair or Replacements	2	1,297	0.2%	0.5%	0.5%	0.8%
% of FP17s Relating to Continuations	19	1,297	1.5%	0.5%	0.7%	0.9%
% of Patients satisfied with the dentistry they have received	2	3	N/A	89.0%	90.5%	93.3%
% of Patients satisfied with the time they had to wait for an appointment	3	3	N/A	85.3%	85.1%	88.9%

* This is based on patients treated on this contract for their most recent course of treatment. Figures in italics indicate the base number of FP17s or Patient Questionnaire responses are less than 100. N/A is shown where the base number of responses is less than 10 during the period. % is calculated as Quantity/Base number*100

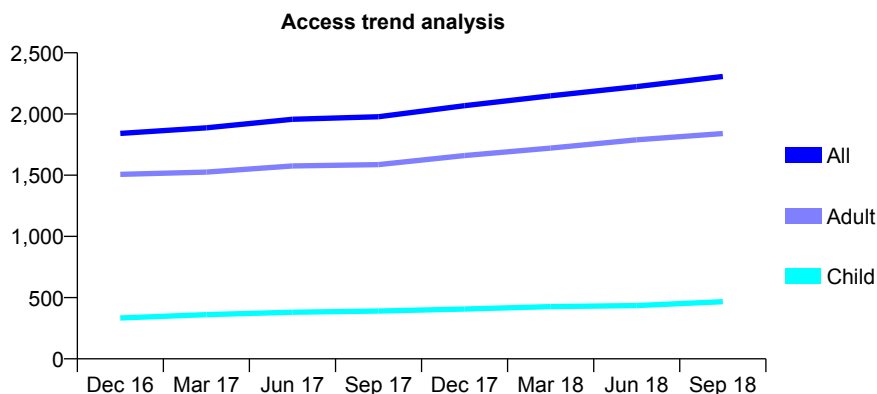
Q62 - Vital Signs At a Glance Contract Report for 165409/0001 - September 2018

Name or company name	Dr. Satinder Dhani & Dr. Sonia Dhani
Contract type name	GDS Contract
Purpose of contract	General
Contract start date	01/12/2012
Contract end date	

18/19 Contracted general activity (UDA)	7,042
Carry forward general activity (UDA)	130
18/19 Contracted orthodontic activity (UOA)	0
Carry forward orthodontic activity (UOA)	0
Baseline contract value	£185,305.17

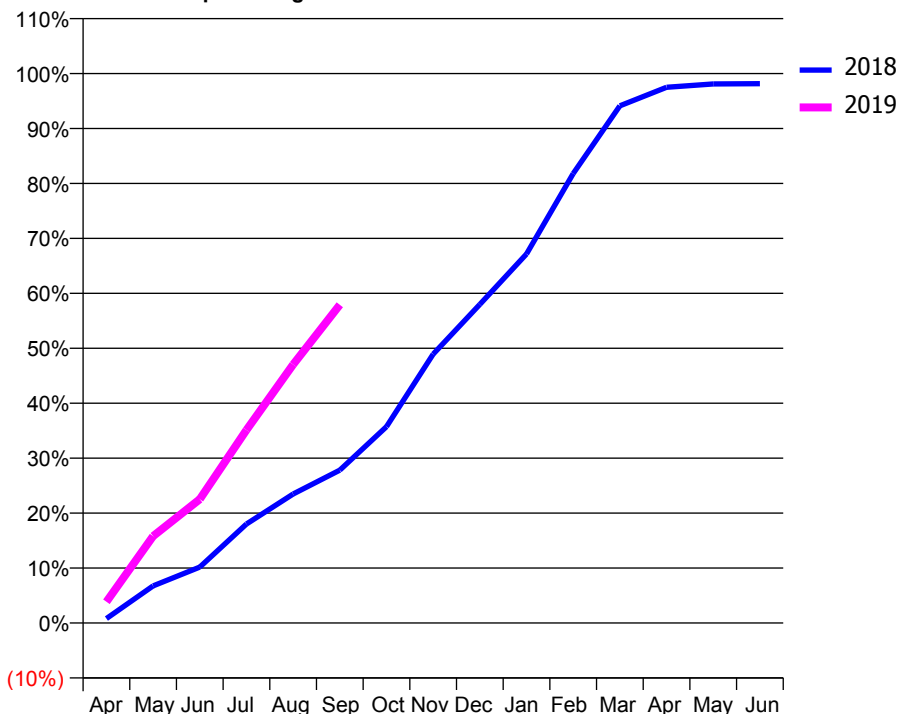
ACCESS*

Patients seen in 24 months	Total	Change since previous quarter
Quarter ending September 2017	1,978	
Quarter ending December 2017	2,068	↑
Quarter ending March 2018	2,149	↑
Quarter ending June 2018	2,224	↑
Quarter ending September 2018	2,307	↑
Variance since September 2017	16.6%	↑



ACTIVITY

Cumulative percentage of contracted UDA delivered 2018 & 2019



Adjusted Scheduled Activity (UDA)

Month	2018	2019
April	56	273
May	475	1,113
June	717	1,586
July	1,268	2,474
August	1,654	3,313
September	1,960	4,077
October	2,516	
November	3,446	
December	4,084	
January	4,729	
February	5,759	
March	6,628	
April	6,866	
May	6,909	
June	6,912	

QUALITY

	Quantity	Base Number	Contract	AT	Region	England
% of FP17s for the same patient ID Re-attending within 3 months - Children	27	361	7.5%	9.9%	11.5%	11.6%
% of FP17s for the same patient ID Re-attending within 3 months - Adults	138	1,124	12.3%	15.6%	16.5%	15.5%
% of FP17s for the same patient ID Re-attending between 3 & 9 months - Children	195	361	54.0%	48.4%	48.5%	58.8%
% of FP17s for the same patient ID Re-attending between 3 & 9 months - Adults	448	1,124	39.9%	38.4%	39.1%	51.1%
% of FP17s for Band 1 Urgent Courses	72	1,357	5.3%	11.0%	10.6%	9.0%
% of FP17s Relating to Free Repair or Replacements	1	1,357	0.1%	0.5%	0.5%	0.8%
% of FP17s Relating to Continuations	0	1,357	0.0%	0.5%	0.7%	0.9%
% of Patients satisfied with the dentistry they have received	1	1	N/A	89.0%	90.5%	93.3%
% of Patients satisfied with the time they had to wait for an appointment	1	1	N/A	85.3%	85.1%	88.9%

* This is based on patients treated on this contract for their most recent course of treatment. Figures in italics indicate the base number of FP17s or Patient Questionnaire responses are less than 100. N/A is shown where the base number of responses is less than 10 during the period. % is calculated as Quantity/Base number*100

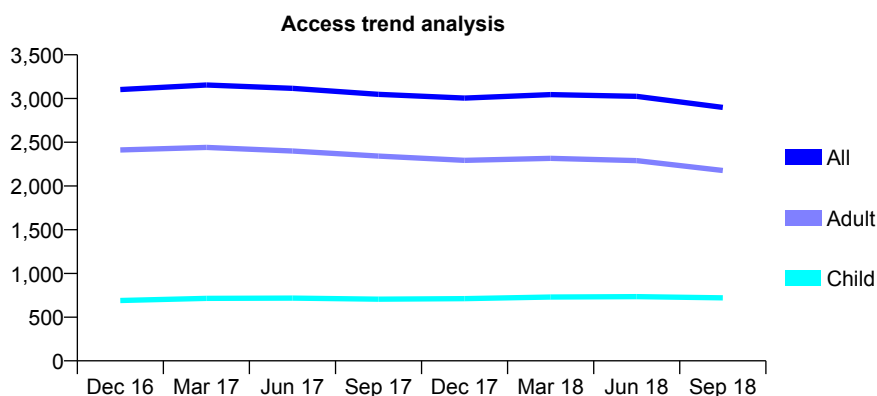
Q62 - Vital Signs At a Glance Contract Report for 165735/0001 - September 2018

Name or company name	Dr M Delahaye, Dr O Bhutta and Dr L Pada
Contract type name	GDS Contract
Purpose of contract	General
Contract start date	01/11/2011
Contract end date	

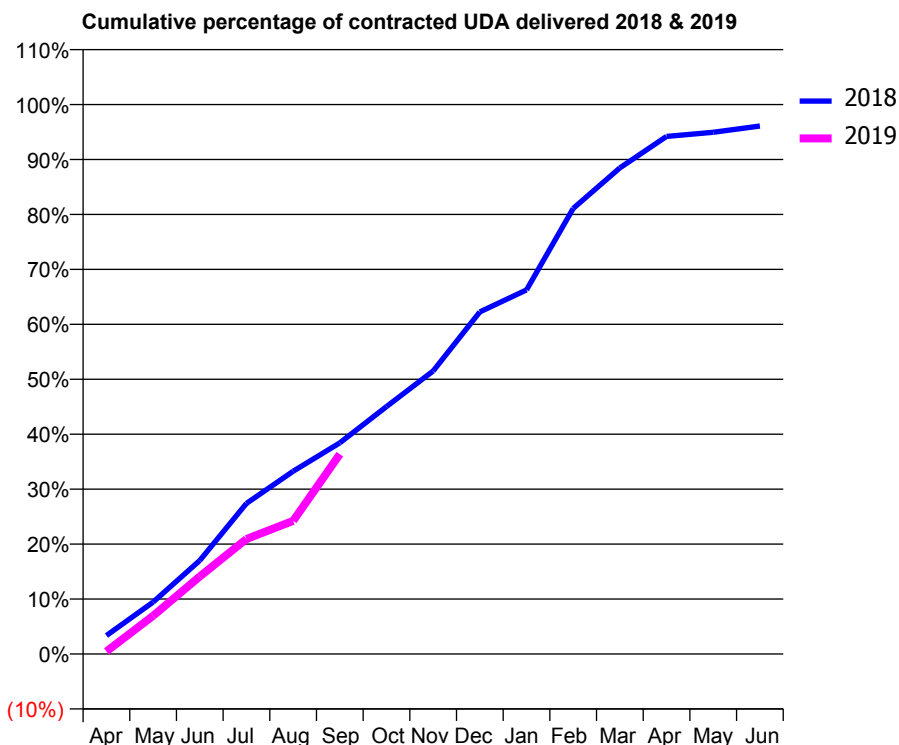
18/19 Contracted general activity (UDA)	7,365
Carry forward general activity (UDA)	289
18/19 Contracted orthodontic activity (UOA)	0
Carry forward orthodontic activity (UOA)	0
Baseline contract value	£196,746.83

ACCESS*

Patients seen in 24 months	Total	Change since previous quarter
Quarter ending September 2017	3,048	
Quarter ending December 2017	3,005	↓
Quarter ending March 2018	3,045	→
Quarter ending June 2018	3,025	→
Quarter ending September 2018	2,898	↓
Variance since September 2017	(4.9%)	↓



ACTIVITY



Month	Adjusted Scheduled Activity (UDA)	
	2018	2019
April	247	35
May	696	513
June	1,253	1,039
July	2,018	1,542
August	2,449	1,785
September	2,830	2,679
October	3,315	
November	3,794	
December	4,586	
January	4,880	
February	5,972	
March	6,515	
April	6,937	
May	6,993	
June	7,076	

QUALITY

	Quantity	Base Number	Contract	AT	Region	England
% of FP17s for the same patient ID Re-attending within 3 months - Children	49	449	10.9%	9.9%	11.5%	11.6%
% of FP17s for the same patient ID Re-attending within 3 months - Adults	119	1,113	10.7%	15.6%	16.5%	15.5%
% of FP17s for the same patient ID Re-attending between 3 & 9 months - Children	174	449	38.8%	48.4%	48.5%	58.8%
% of FP17s for the same patient ID Re-attending between 3 & 9 months - Adults	500	1,113	44.9%	38.4%	39.1%	51.1%
% of FP17s for Band 1 Urgent Courses	144	1,354	10.6%	11.0%	10.6%	9.0%
% of FP17s Relating to Free Repair or Replacements	2	1,354	0.1%	0.5%	0.5%	0.8%
% of FP17s Relating to Continuations	14	1,354	1.0%	0.5%	0.7%	0.9%
% of Patients satisfied with the dentistry they have received	1	1	N/A	89.0%	90.5%	93.3%
% of Patients satisfied with the time they had to wait for an appointment	1	1	N/A	85.3%	85.1%	88.9%

* This is based on patients treated on this contract for their most recent course of treatment. Figures in italics indicate the base number of FP17s or Patient Questionnaire responses are less than 100. N/A is shown where the base number of responses is less than 10 during the period. % is calculated as Quantity/Base number*100

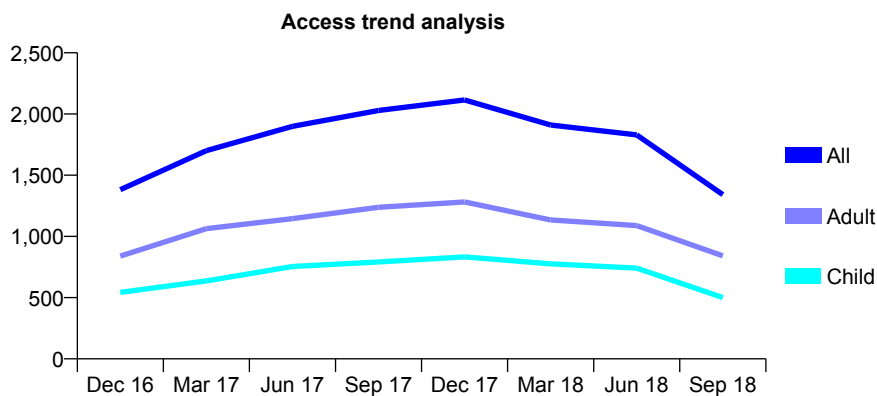
Q62 - Vital Signs At a Glance Contract Report for 165808/0001 - September 2018

Name or company name	Yeading Lane Dental Practice Partnership
Contract type name	GDS Contract
Purpose of contract	General
Contract start date	01/01/2015
Contract end date	31/05/2018

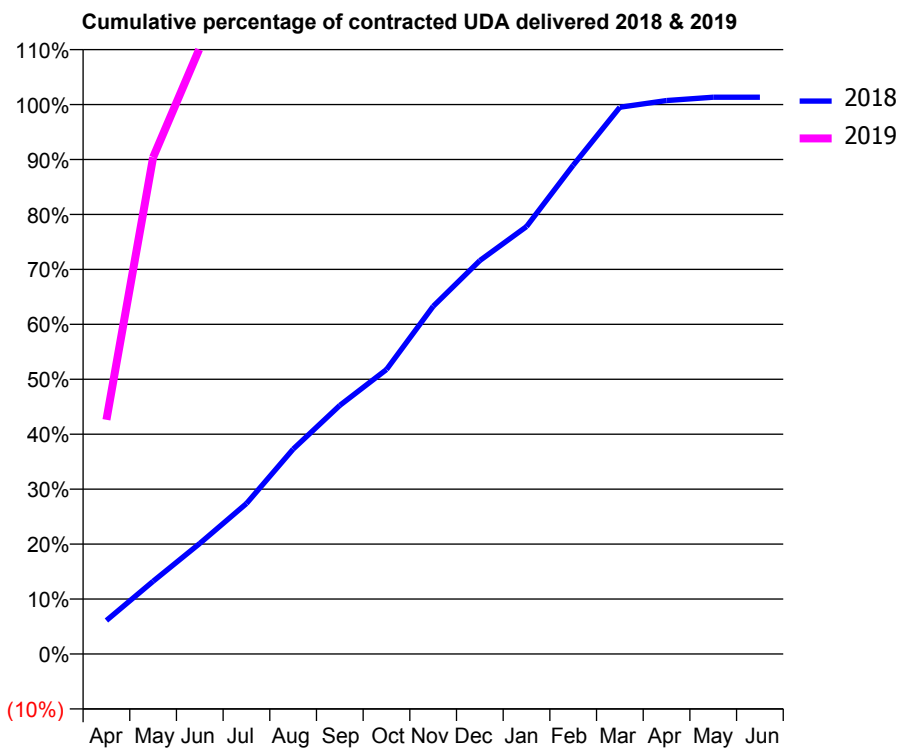
18/19 Contracted general activity (UDA)	906
Carry forward general activity (UDA)	0
18/19 Contracted orthodontic activity (UOA)	0
Carry forward orthodontic activity (UOA)	0
Baseline contract value	£21,576.77

ACCESS*

Patients seen in 24 months	Total	Change since previous quarter
Quarter ending September 2017	2,029	
Quarter ending December 2017	2,115	↑
Quarter ending March 2018	1,910	↓
Quarter ending June 2018	1,830	↓
Quarter ending September 2018	1,342	↓
Variance since September 2017	(33.9%)	↓



ACTIVITY



Month	Adjusted Scheduled Activity (UDA)	
	2018	2019
April	332	386
May	720	819
June	1,095	999
July	1,489	999
August	2,028	999
September	2,461	999
October	2,815	
November	3,441	
December	3,893	
January	4,230	
February	4,837	
March	5,412	
April	5,477	
May	5,510	
June	5,510	

QUALITY

	Quantity	Base Number	Contract	AT	Region	England
% of FP17s for the same patient ID Re-attending within 3 months - Children	6	241	2.5%	9.9%	11.5%	11.6%
% of FP17s for the same patient ID Re-attending within 3 months - Adults	17	241	7.1%	15.6%	16.5%	15.5%
% of FP17s for the same patient ID Re-attending between 3 & 9 months - Children	99	241	41.1%	48.4%	48.5%	58.8%
% of FP17s for the same patient ID Re-attending between 3 & 9 months - Adults	78	241	32.4%	38.4%	39.1%	51.1%
% of FP17s for Band 1 Urgent Courses	30	462	6.5%	11.0%	10.6%	9.0%
% of FP17s Relating to Free Repair or Replacements	0	462	0.0%	0.5%	0.5%	0.8%
% of FP17s Relating to Continuations	0	462	0.0%	0.5%	0.7%	0.9%
% of Patients satisfied with the dentistry they have received	1	1	N/A	89.0%	90.5%	93.3%
% of Patients satisfied with the time they had to wait for an appointment	1	1	N/A	85.3%	85.1%	88.9%

* This is based on patients treated on this contract for their most recent course of treatment. Figures in italics indicate the base number of FP17s or Patient Questionnaire responses are less than 100. N/A is shown where the base number of responses is less than 10 during the period. % is calculated as Quantity/Base number*100

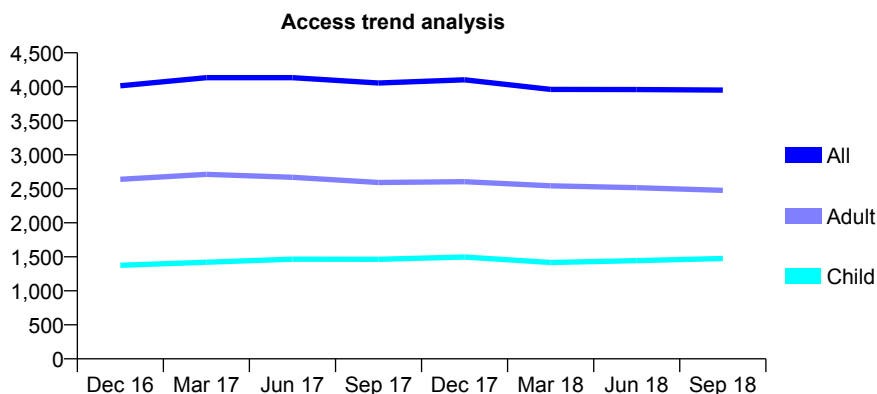
Q62 - Vital Signs At a Glance Contract Report for 166804/0001 - September 2018

Name or company name	The Neasden Dental Clinic
Contract type name	GDS Contract
Purpose of contract	General
Contract start date	01/04/2011
Contract end date	

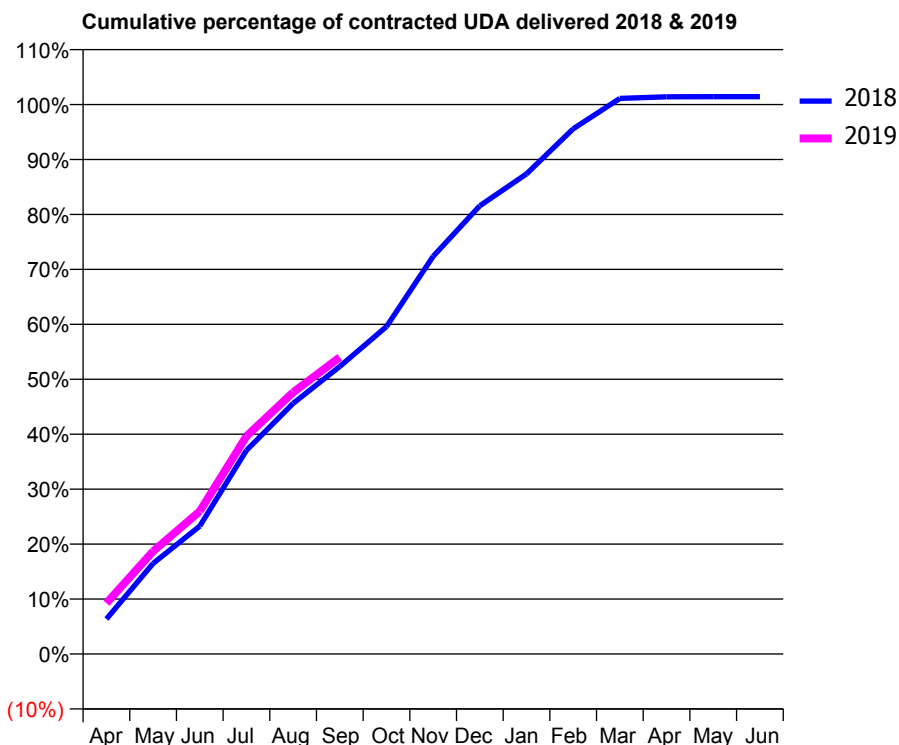
18/19 Contracted general activity (UDA)	10,922
Carry forward general activity (UDA)	-155
18/19 Contracted orthodontic activity (UOA)	0
Carry forward orthodontic activity (UOA)	0
Baseline contract value	£264,490.62

ACCESS*

Patients seen in 24 months	Total	Change since previous quarter
Quarter ending September 2017	4,056	
Quarter ending December 2017	4,102	→
Quarter ending March 2018	3,961	↓
Quarter ending June 2018	3,960	→
Quarter ending September 2018	3,952	→
Variance since September 2017	(2.6%)	↓



ACTIVITY



Month	Adjusted Scheduled Activity (UDA)	
	2018	2019
April	696	1,010
May	1,802	2,043
June	2,542	2,837
July	4,048	4,328
August	4,981	5,200
September	5,715	5,899
October	6,509	
November	7,906	
December	8,911	
January	9,543	
February	10,438	
March	11,044	
April	11,075	
May	11,077	
June	11,077	

QUALITY

	Quantity	Base Number	Contract	AT	Region	England
% of FP17s for the same patient ID Re-attending within 3 months - Children	55	983	5.6%	9.9%	11.5%	11.6%
% of FP17s for the same patient ID Re-attending within 3 months - Adults	221	1,449	15.3%	15.6%	16.5%	15.5%
% of FP17s for the same patient ID Re-attending between 3 & 9 months - Children	448	983	45.6%	48.4%	48.5%	58.8%
% of FP17s for the same patient ID Re-attending between 3 & 9 months - Adults	559	1,449	38.6%	38.4%	39.1%	51.1%
% of FP17s for Band 1 Urgent Courses	227	2,413	9.4%	11.0%	10.6%	9.0%
% of FP17s Relating to Free Repair or Replacements	14	2,413	0.6%	0.5%	0.5%	0.8%
% of FP17s Relating to Continuations	7	2,413	0.3%	0.5%	0.7%	0.9%
% of Patients satisfied with the dentistry they have received	1	1	N/A	89.0%	90.5%	93.3%
% of Patients satisfied with the time they had to wait for an appointment	1	1	N/A	85.3%	85.1%	88.9%

* This is based on patients treated on this contract for their most recent course of treatment. Figures in italics indicate the base number of FP17s or Patient Questionnaire responses are less than 100. N/A is shown where the base number of responses is less than 10 during the period. % is calculated as Quantity/Base number*100

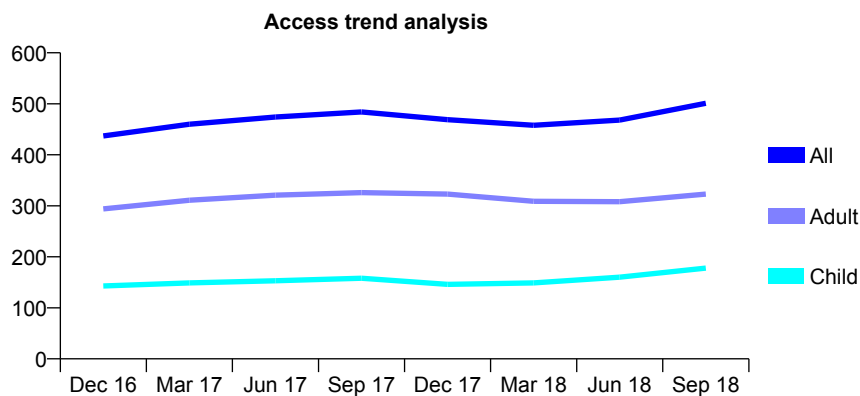
Q62 - Vital Signs At a Glance Contract Report for 168599/0001 - September 2018

Name or company name	Dental Centre 100
Contract type name	GDS Contract
Purpose of contract	General
Contract start date	01/11/2011
Contract end date	

18/19 Contracted general activity (UDA)	1,876
Carry forward general activity (UDA)	0
18/19 Contracted orthodontic activity (UOA)	0
Carry forward orthodontic activity (UOA)	0
Baseline contract value	£57,745.96

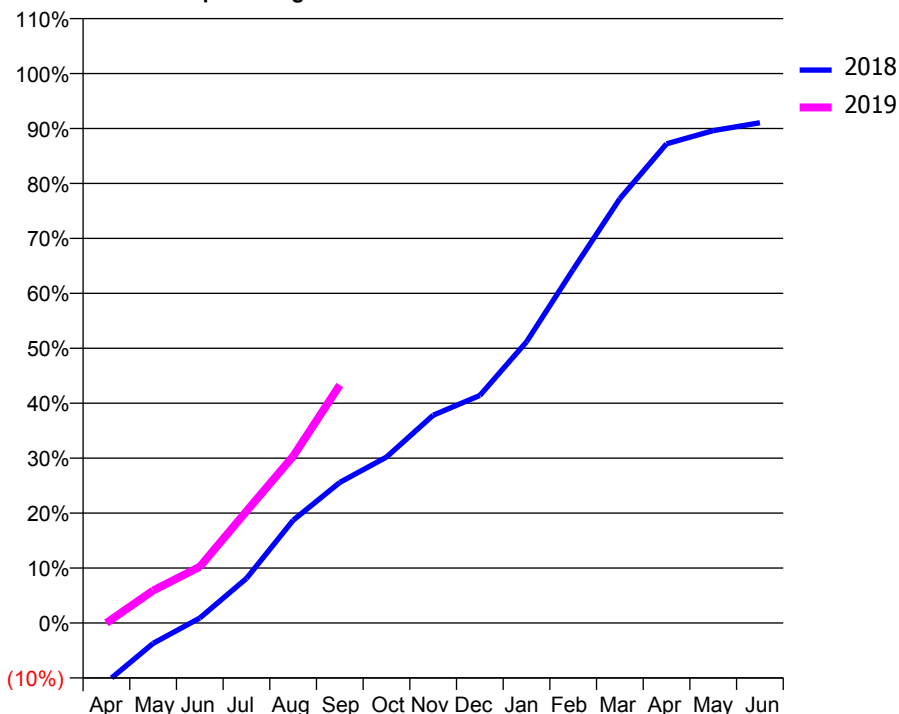
ACCESS*

Patients seen in 24 months	Total	Change since previous quarter
Quarter ending September 2017	484	
Quarter ending December 2017	469	↓
Quarter ending March 2018	458	↓
Quarter ending June 2018	468	↑
Quarter ending September 2018	501	↑
Variance since September 2017	3.5%	↑



ACTIVITY

Cumulative percentage of contracted UDA delivered 2018 & 2019



Adjusted Scheduled Activity (UDA)		
Month	2018	2019
April	-203	0
May	-70	111
June	17	192
July	152	382
August	351	569
September	480	812
October	567	
November	709	
December	777	
January	960	
February	1,207	
March	1,449	
April	1,636	
May	1,681	
June	1,708	

QUALITY

	Quantity	Base Number	Contract	AT	Region	England
% of FP17s for the same patient ID Re-attending within 3 months - Children	9	86	10.5%	9.9%	11.5%	11.6%
% of FP17s for the same patient ID Re-attending within 3 months - Adults	24	154	15.6%	15.6%	16.5%	15.5%
% of FP17s for the same patient ID Re-attending between 3 & 9 months - Children	20	86	23.3%	48.4%	48.5%	58.8%
% of FP17s for the same patient ID Re-attending between 3 & 9 months - Adults	47	154	30.5%	38.4%	39.1%	51.1%
% of FP17s for Band 1 Urgent Courses	16	198	8.1%	11.0%	10.6%	9.0%
% of FP17s Relating to Free Repair or Replacements	0	198	0.0%	0.5%	0.5%	0.8%
% of FP17s Relating to Continuations	0	198	0.0%	0.5%	0.7%	0.9%
% of Patients satisfied with the dentistry they have received	0	1	N/A	89.0%	90.5%	93.3%
% of Patients satisfied with the time they had to wait for an appointment	1	1	N/A	85.3%	85.1%	88.9%

* This is based on patients treated on this contract for their most recent course of treatment. Figures in italics indicate the base number of FP17s or Patient Questionnaire responses are less than 100. N/A is shown where the base number of responses is less than 10 during the period. % is calculated as Quantity/Base number*100

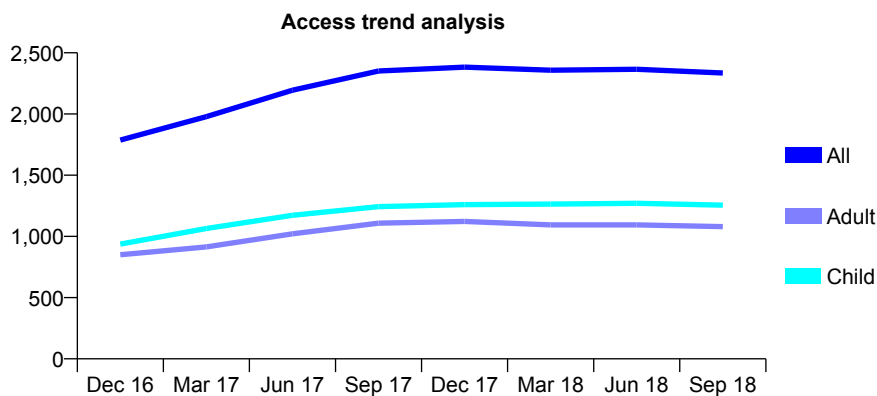
Q62 - Vital Signs At a Glance Contract Report for 168823/0001 - September 2018

Name or company name	MR JJ LAI
Contract type name	GDS Contract
Purpose of contract	General
Contract start date	01/11/2015
Contract end date	

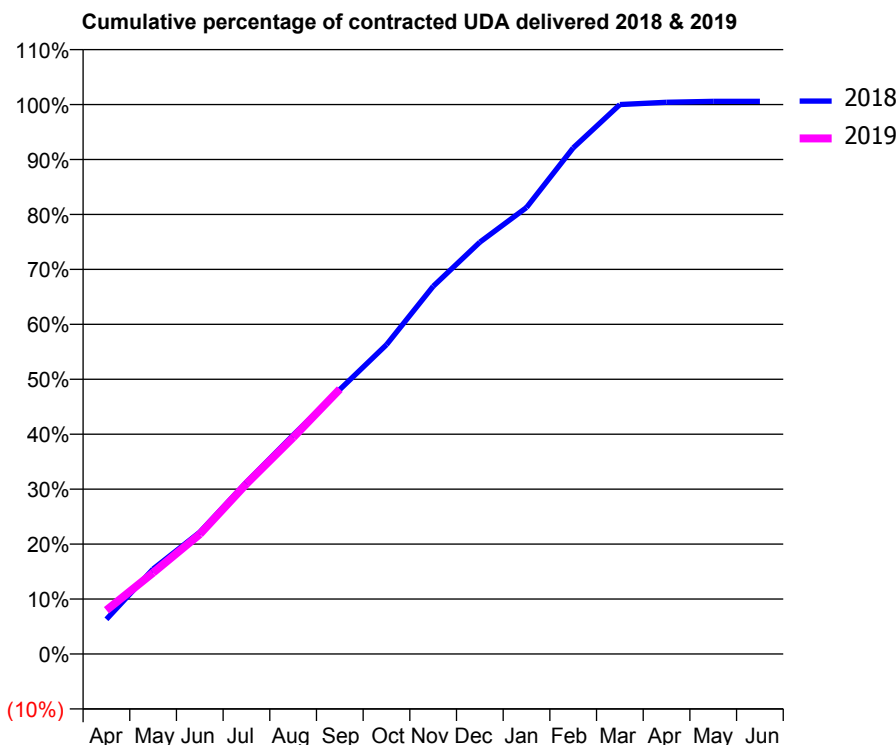
18/19 Contracted general activity (UDA)	7,635
Carry forward general activity (UDA)	-43
18/19 Contracted orthodontic activity (UOA)	0
Carry forward orthodontic activity (UOA)	0
Baseline contract value	£202,708.88

ACCESS*

Patients seen in 24 months	Total	Change since previous quarter
Quarter ending September 2017	2,351	
Quarter ending December 2017	2,383	→
Quarter ending March 2018	2,358	↓
Quarter ending June 2018	2,365	→
Quarter ending September 2018	2,335	↓
Variance since September 2017	(0.7%)	→



ACTIVITY



Month	Adjusted Scheduled Activity (UDA)	
	2018	2019
April	483	609
May	1,180	1,130
June	1,693	1,664
July	2,387	2,364
August	3,042	3,008
September	3,676	3,680
October	4,297	
November	5,109	
December	5,722	
January	6,204	
February	7,032	
March	7,634	
April	7,666	
May	7,678	
June	7,678	

QUALITY

	Quantity	Base Number	Contract	AT	Region	England
% of FP17s for the same patient ID Re-attending within 3 months - Children	23	660	3.5%	9.9%	11.5%	11.6%
% of FP17s for the same patient ID Re-attending within 3 months - Adults	43	478	9.0%	15.6%	16.5%	15.5%
% of FP17s for the same patient ID Re-attending between 3 & 9 months - Children	270	660	40.9%	48.4%	48.5%	58.8%
% of FP17s for the same patient ID Re-attending between 3 & 9 months - Adults	164	478	34.3%	38.4%	39.1%	51.1%
% of FP17s for Band 1 Urgent Courses	12	1,119	1.1%	11.0%	10.6%	9.0%
% of FP17s Relating to Free Repair or Replacements	0	1,119	0.0%	0.5%	0.5%	0.8%
% of FP17s Relating to Continuations	19	1,119	1.7%	0.5%	0.7%	0.9%
% of Patients satisfied with the dentistry they have received	1	1	N/A	89.0%	90.5%	93.3%
% of Patients satisfied with the time they had to wait for an appointment	1	1	N/A	85.3%	85.1%	88.9%

* This is based on patients treated on this contract for their most recent course of treatment. Figures in italics indicate the base number of FP17s or Patient Questionnaire responses are less than 100. N/A is shown where the base number of responses is less than 10 during the period. % is calculated as Quantity/Base number*100

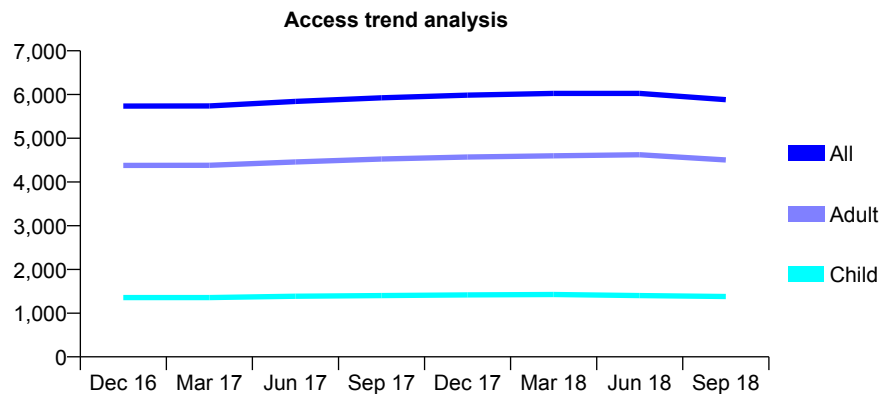
Q62 - Vital Signs At a Glance Contract Report for 169455/0001 - September 2018

Name or company name	Preeman Limited Smile For Life Dental Clin
Contract type name	GDS Contract
Purpose of contract	General
Contract start date	01/04/2011
Contract end date	

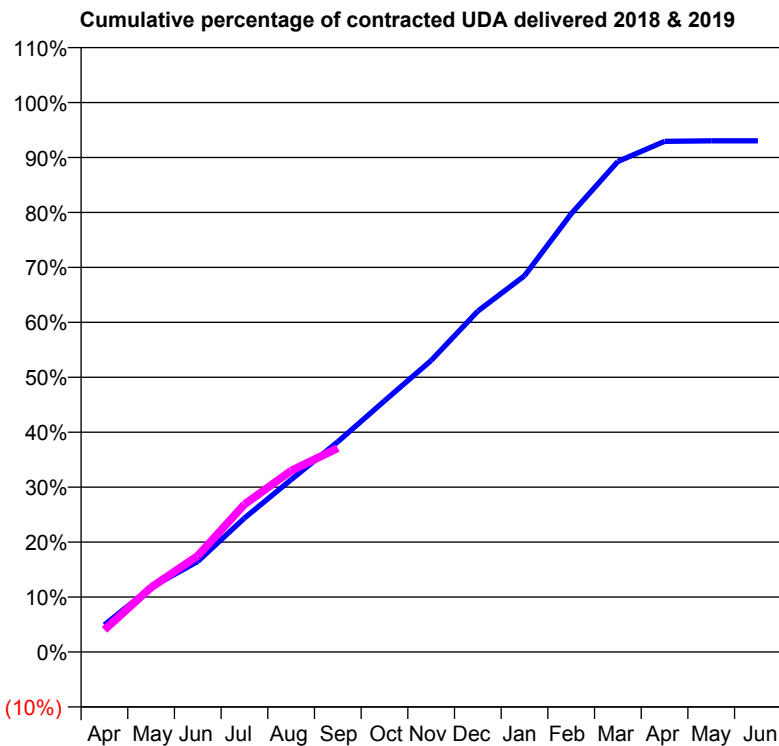
18/19 Contracted general activity (UDA)	25,000
Carry forward general activity (UDA)	0
18/19 Contracted orthodontic activity (UOA)	0
Carry forward orthodontic activity (UOA)	0
Baseline contract value	£694,291.54

ACCESS*

Patients seen in 24 months	Total	Change since previous quarter
Quarter ending September 2017	5,924	
Quarter ending December 2017	5,987	→
Quarter ending March 2018	6,025	→
Quarter ending June 2018	6,024	→
Quarter ending September 2018	5,883	↓
Variance since September 2017	(0.7%)	→



ACTIVITY



Month	Adjusted Scheduled Activity (UDA)	
	2018	2019
April	1,234	1,010
May	2,941	2,940
June	4,123	4,376
July	6,092	6,721
August	7,839	8,249
September	9,565	9,281
October	11,426	
November	13,263	
December	15,508	
January	17,119	
February	19,937	
March	22,317	
April	23,231	
May	23,254	
June	23,254	

QUALITY

	Quantity	Base Number	Contract	AT	Region	England
% of FP17s for the same patient ID Re-attending within 3 months - Children	74	933	7.9%	9.9%	11.5%	11.6%
% of FP17s for the same patient ID Re-attending within 3 months - Adults	196	2,246	8.7%	15.6%	16.5%	15.5%
% of FP17s for the same patient ID Re-attending between 3 & 9 months - Children	553	933	59.3%	48.4%	48.5%	58.8%
% of FP17s for the same patient ID Re-attending between 3 & 9 months - Adults	996	2,246	44.3%	38.4%	39.1%	51.1%
% of FP17s for Band 1 Urgent Courses	90	2,957	3.0%	11.0%	10.6%	9.0%
% of FP17s Relating to Free Repair or Replacements	7	2,957	0.2%	0.5%	0.5%	0.8%
% of FP17s Relating to Continuations	34	2,957	1.1%	0.5%	0.7%	0.9%
% of Patients satisfied with the dentistry they have received	3	4	N/A	89.0%	90.5%	93.3%
% of Patients satisfied with the time they had to wait for an appointment	4	4	N/A	85.3%	85.1%	88.9%

* This is based on patients treated on this contract for their most recent course of treatment. Figures in italics indicate the base number of FP17s or Patient Questionnaire responses are less than 100. N/A is shown where the base number of responses is less than 10 during the period. % is calculated as Quantity/Base number*100

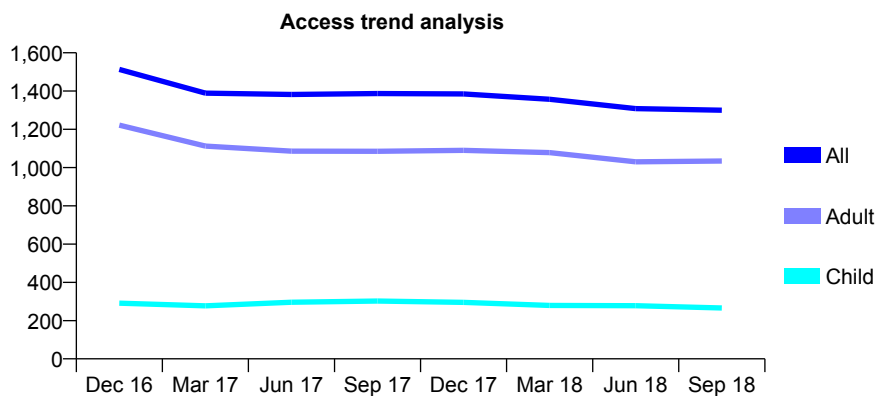
Q62 - Vital Signs At a Glance Contract Report for 171085/0001 - September 2018

Name or company name	Mr B K Vekeria & Mr A Ullah Sheikh
Contract type name	GDS Contract
Purpose of contract	General
Contract start date	01/12/2010
Contract end date	

18/19 Contracted general activity (UDA)	4,341
Carry forward general activity (UDA)	4
18/19 Contracted orthodontic activity (UOA)	0
Carry forward orthodontic activity (UOA)	0
Baseline contract value	£102,030.19

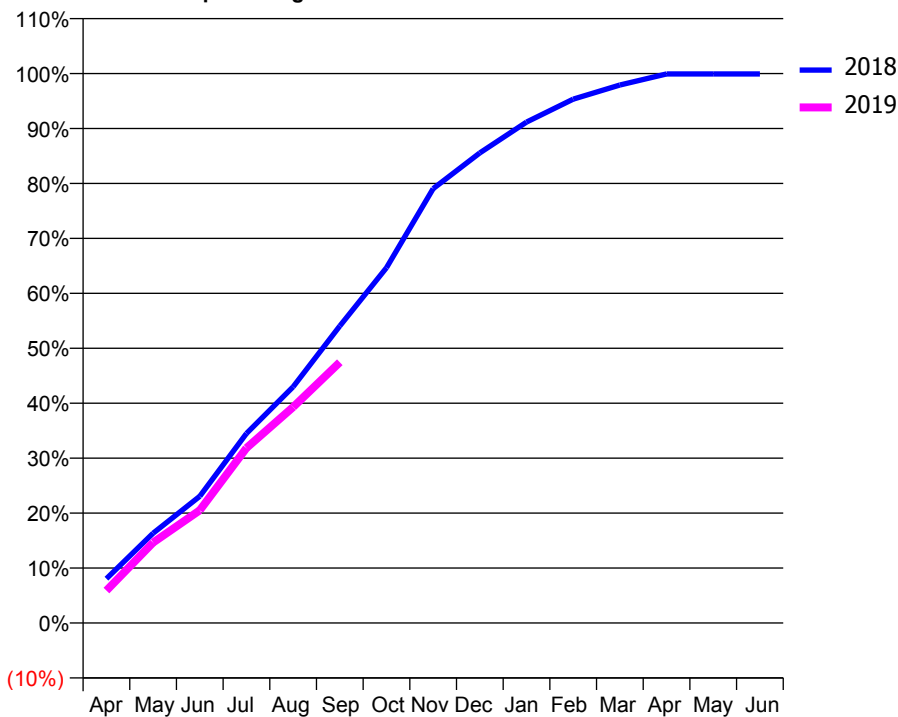
ACCESS*

Patients seen in 24 months	Total	Change since previous quarter
Quarter ending September 2017	1,387	
Quarter ending December 2017	1,385	→
Quarter ending March 2018	1,357	↓
Quarter ending June 2018	1,308	↓
Quarter ending September 2018	1,300	→
Variance since September 2017	(6.3%)	↓



ACTIVITY

Cumulative percentage of contracted UDA delivered 2018 & 2019



Month	Adjusted Scheduled Activity (UDA)	
	2018	2019
April	350	256
May	710	636
June	1,001	890
July	1,497	1,383
August	1,866	1,706
September	2,346	2,060
October	2,806	
November	3,432	
December	3,714	
January	3,957	
February	4,139	
March	4,250	
April	4,337	
May	4,337	
June	4,337	

QUALITY

	Quantity	Base Number	Contract	AT	Region	England
% of FP17s for the same patient ID Re-attending within 3 months - Children	12	148	8.1%	9.9%	11.5%	11.6%
% of FP17s for the same patient ID Re-attending within 3 months - Adults	104	560	18.6%	15.6%	16.5%	15.5%
% of FP17s for the same patient ID Re-attending between 3 & 9 months - Children	52	148	35.1%	48.4%	48.5%	58.8%
% of FP17s for the same patient ID Re-attending between 3 & 9 months - Adults	144	560	25.7%	38.4%	39.1%	51.1%
% of FP17s for Band 1 Urgent Courses	118	677	17.4%	11.0%	10.6%	9.0%
% of FP17s Relating to Free Repair or Replacements	2	677	0.3%	0.5%	0.5%	0.8%
% of FP17s Relating to Continuations	6	677	0.9%	0.5%	0.7%	0.9%
% of Patients satisfied with the dentistry they have received	0	0	N/A	89.0%	90.5%	93.3%
% of Patients satisfied with the time they had to wait for an appointment	0	0	N/A	85.3%	85.1%	88.9%

* This is based on patients treated on this contract for their most recent course of treatment. Figures in italics indicate the base number of FP17s or Patient Questionnaire responses are less than 100. N/A is shown where the base number of responses is less than 10 during the period. % is calculated as Quantity/Base number*100

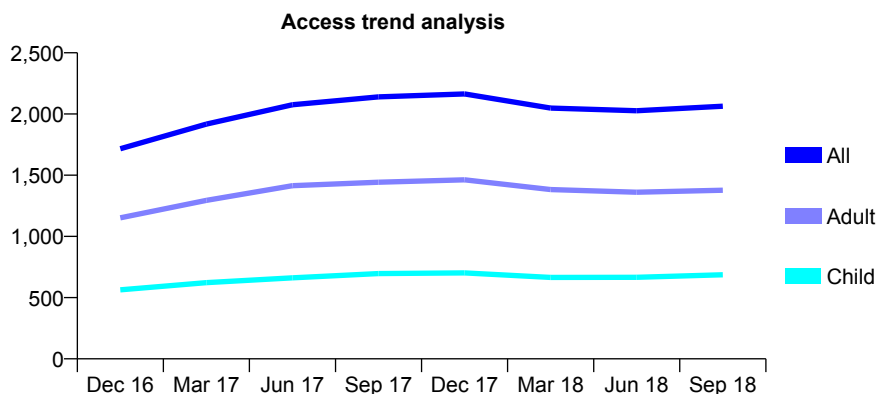
Q62 - Vital Signs At a Glance Contract Report for 172073/0001 - September 2018

Name or company name	Dr Gregory Lai & Dr Nicholas Lai & Associa
Contract type name	GDS Contract
Purpose of contract	General
Contract start date	01/06/2015
Contract end date	

18/19 Contracted general activity (UDA)	8,888
Carry forward general activity (UDA)	-178
18/19 Contracted orthodontic activity (UOA)	0
Carry forward orthodontic activity (UOA)	0
Baseline contract value	£263,402.27

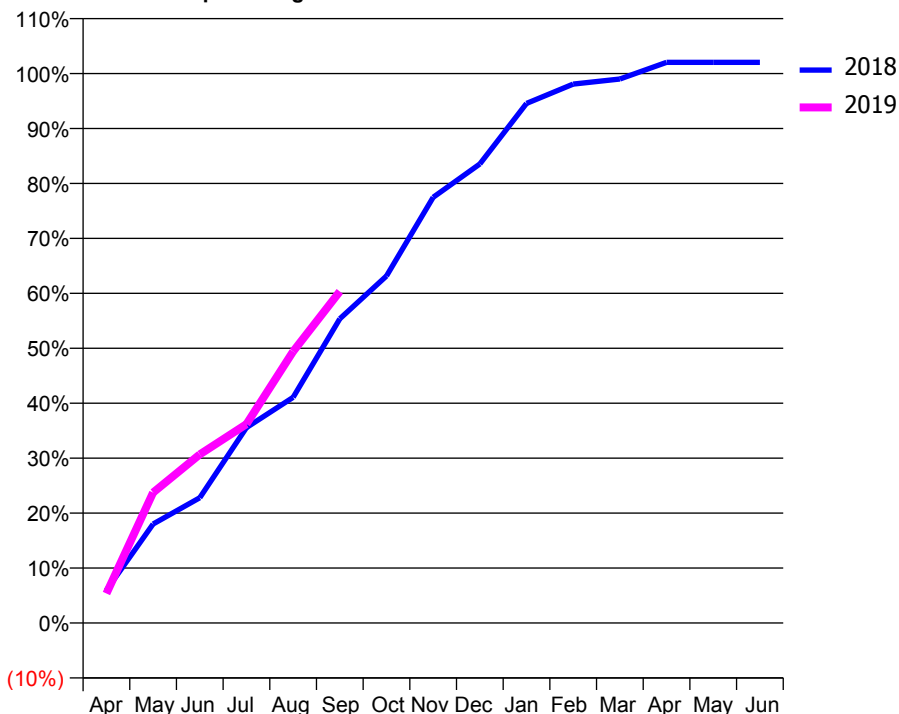
ACCESS*

Patients seen in 24 months	Total	Change since previous quarter
Quarter ending September 2017	2,140	
Quarter ending December 2017	2,164	→
Quarter ending March 2018	2,048	↓
Quarter ending June 2018	2,027	↓
Quarter ending September 2018	2,064	→
Variance since September 2017	(3.6%)	↓



ACTIVITY

Cumulative percentage of contracted UDA delivered 2018 & 2019



Month	Adjusted Scheduled Activity (UDA)	
	2018	2019
April	531	477
May	1,602	2,111
June	2,027	2,727
July	3,162	3,218
August	3,649	4,392
September	4,920	5,363
October	5,613	
November	6,887	
December	7,425	
January	8,405	
February	8,718	
March	8,800	
April	9,068	
May	9,068	
June	9,068	

QUALITY

	Quantity	Base Number	Contract	AT	Region	England
% of FP17s for the same patient ID Re-attending within 3 months - Children	4	347	1.2%	9.9%	11.5%	11.6%
% of FP17s for the same patient ID Re-attending within 3 months - Adults	33	617	5.3%	15.6%	16.5%	15.5%
% of FP17s for the same patient ID Re-attending between 3 & 9 months - Children	94	347	27.1%	48.4%	48.5%	58.8%
% of FP17s for the same patient ID Re-attending between 3 & 9 months - Adults	156	617	25.3%	38.4%	39.1%	51.1%
% of FP17s for Band 1 Urgent Courses	21	913	2.3%	11.0%	10.6%	9.0%
% of FP17s Relating to Free Repair or Replacements	0	913	0.0%	0.5%	0.5%	0.8%
% of FP17s Relating to Continuations	0	913	0.0%	0.5%	0.7%	0.9%
% of Patients satisfied with the dentistry they have received	0	0	N/A	89.0%	90.5%	93.3%
% of Patients satisfied with the time they had to wait for an appointment	0	0	N/A	85.3%	85.1%	88.9%

* This is based on patients treated on this contract for their most recent course of treatment. Figures in italics indicate the base number of FP17s or Patient Questionnaire responses are less than 100. N/A is shown where the base number of responses is less than 10 during the period. % is calculated as Quantity/Base number*100

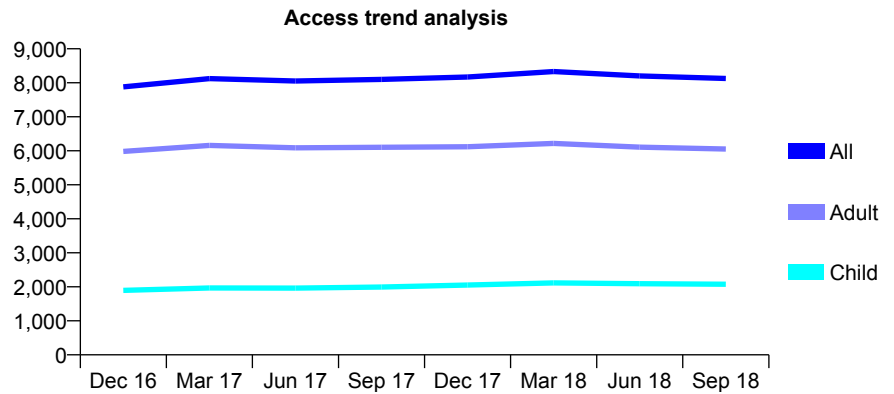
Q62 - Vital Signs At a Glance Contract Report for 173991/0001 - September 2018

Name or company name	Dr A.T. Brown & Dr. P. Bopanna
Contract type name	GDS Contract
Purpose of contract	General
Contract start date	01/01/2013
Contract end date	

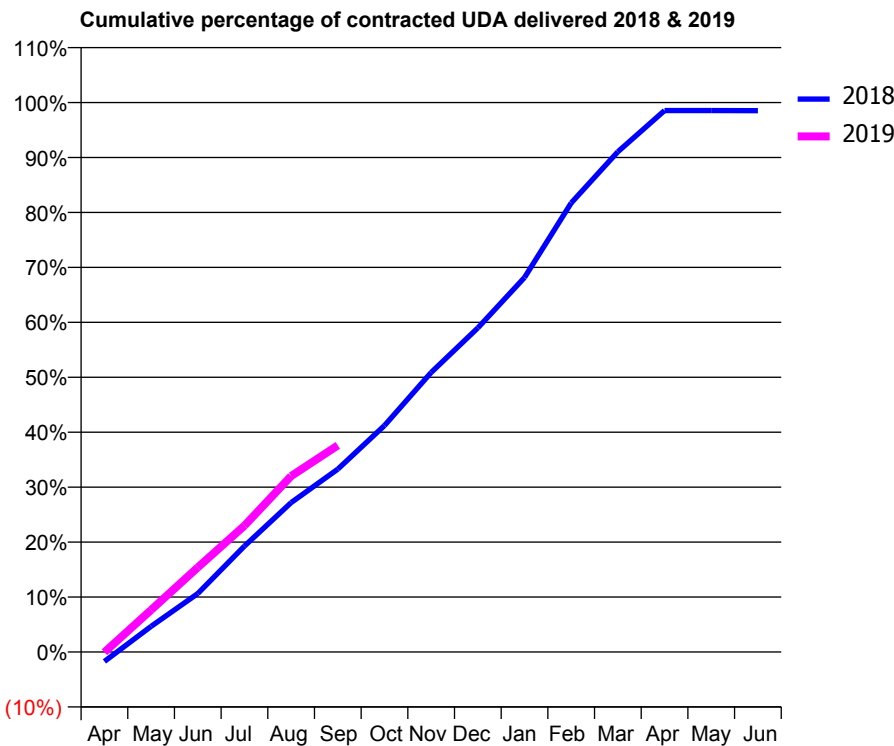
18/19 Contracted general activity (UDA)	19,896
Carry forward general activity (UDA)	294
18/19 Contracted orthodontic activity (UOA)	0
Carry forward orthodontic activity (UOA)	0
Baseline contract value	£554,443.33

ACCESS*

Patients seen in 24 months	Total	Change since previous quarter
Quarter ending September 2017	8,100	
Quarter ending December 2017	8,170	→
Quarter ending March 2018	8,333	→
Quarter ending June 2018	8,200	↓
Quarter ending September 2018	8,129	→
Variance since September 2017	0.4%	→



ACTIVITY



Month	Adjusted Scheduled Activity (UDA)	
	2018	2019
April	-343	-12
May	930	1,521
June	2,118	3,065
July	3,838	4,577
August	5,412	6,371
September	6,624	7,480
October	8,199	
November	10,122	
December	11,736	
January	13,560	
February	16,260	
March	18,112	
April	19,607	
May	19,607	
June	19,602	

QUALITY

	Quantity	Base Number	Contract	AT	Region	England
% of FP17s for the same patient ID Re-attending within 3 months - Children	138	1,380	10.0%	9.9%	11.5%	11.6%
% of FP17s for the same patient ID Re-attending within 3 months - Adults	746	3,471	21.5%	15.6%	16.5%	15.5%
% of FP17s for the same patient ID Re-attending between 3 & 9 months - Children	805	1,380	58.3%	48.4%	48.5%	58.8%
% of FP17s for the same patient ID Re-attending between 3 & 9 months - Adults	1,434	3,471	41.3%	38.4%	39.1%	51.1%
% of FP17s for Band 1 Urgent Courses	734	4,132	17.8%	11.0%	10.6%	9.0%
% of FP17s Relating to Free Repair or Replacements	45	4,132	1.1%	0.5%	0.5%	0.8%
% of FP17s Relating to Continuations	14	4,132	0.3%	0.5%	0.7%	0.9%
% of Patients satisfied with the dentistry they have received	3	3	N/A	89.0%	90.5%	93.3%
% of Patients satisfied with the time they had to wait for an appointment	3	3	N/A	85.3%	85.1%	88.9%

* This is based on patients treated on this contract for their most recent course of treatment. Figures in italics indicate the base number of FP17s or Patient Questionnaire responses are less than 100. N/A is shown where the base number of responses is less than 10 during the period. % is calculated as Quantity/Base number*100

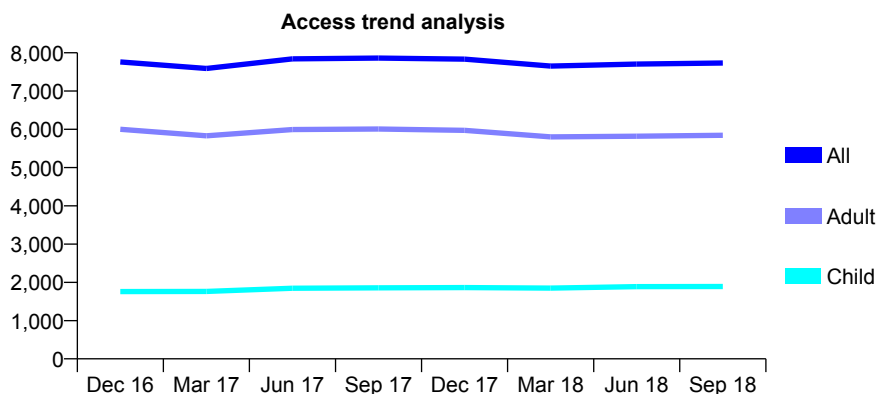
Q62 - Vital Signs At a Glance Contract Report for 174017/0001 - September 2018

Name or company name	Gupta and Lakhanpaul
Contract type name	GDS Contract
Purpose of contract	General
Contract start date	01/01/2012
Contract end date	

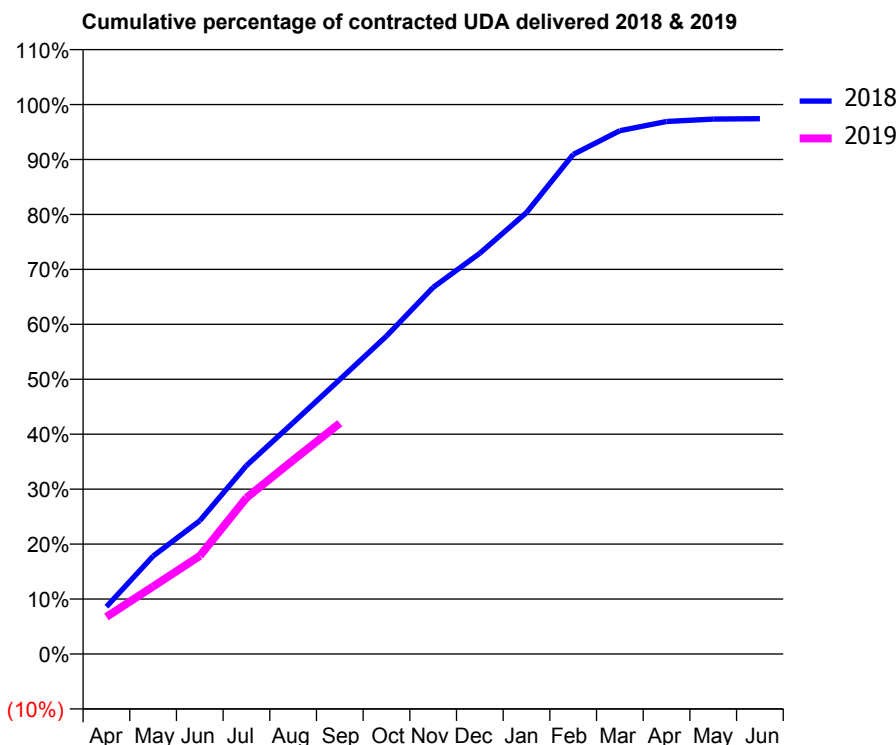
18/19 Contracted general activity (UDA)	22,787
Carry forward general activity (UDA)	585
18/19 Contracted orthodontic activity (UOA)	0
Carry forward orthodontic activity (UOA)	0
Baseline contract value	£621,839.21

ACCESS*

Patients seen in 24 months	Total	Change since previous quarter
Quarter ending September 2017	7,863	
Quarter ending December 2017	7,834	→
Quarter ending March 2018	7,652	↓
Quarter ending June 2018	7,707	→
Quarter ending September 2018	7,733	→
Variance since September 2017	(1.7%)	↓



ACTIVITY



Month	Adjusted Scheduled Activity (UDA)	
	2018	2019
April	1,961	1,540
May	4,059	2,803
June	5,526	4,068
July	7,817	6,480
August	9,593	8,036
September	11,383	9,570
October	13,188	
November	15,202	
December	16,621	
January	18,305	
February	20,718	
March	21,699	
April	22,082	
May	22,185	
June	22,202	

QUALITY

	Quantity	Base Number	Contract	AT	Region	England
% of FP17s for the same patient ID Re-attending within 3 months - Children	87	1,357	6.4%	9.9%	11.5%	11.6%
% of FP17s for the same patient ID Re-attending within 3 months - Adults	343	3,360	10.2%	15.6%	16.5%	15.5%
% of FP17s for the same patient ID Re-attending between 3 & 9 months - Children	702	1,357	51.7%	48.4%	48.5%	58.8%
% of FP17s for the same patient ID Re-attending between 3 & 9 months - Adults	1,296	3,360	38.6%	38.4%	39.1%	51.1%
% of FP17s for Band 1 Urgent Courses	252	4,446	5.7%	11.0%	10.6%	9.0%
% of FP17s Relating to Free Repair or Replacements	12	4,446	0.3%	0.5%	0.5%	0.8%
% of FP17s Relating to Continuations	12	4,446	0.3%	0.5%	0.7%	0.9%
% of Patients satisfied with the dentistry they have received	6	6	N/A	89.0%	90.5%	93.3%
% of Patients satisfied with the time they had to wait for an appointment	6	6	N/A	85.3%	85.1%	88.9%

* This is based on patients treated on this contract for their most recent course of treatment. Figures in italics indicate the base number of FP17s or Patient Questionnaire responses are less than 100. N/A is shown where the base number of responses is less than 10 during the period. % is calculated as Quantity/Base number*100

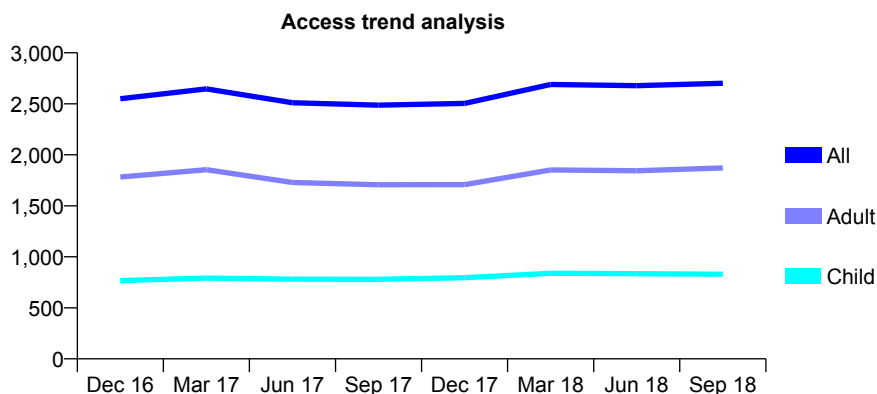
Q62 - Vital Signs At a Glance Contract Report for 174351/0001 - September 2018

Name or company name	Dr Kishan Patel, Dr Jinesh Vaghela, and Dr
Contract type name	GDS Contract
Purpose of contract	General
Contract start date	01/01/2013
Contract end date	

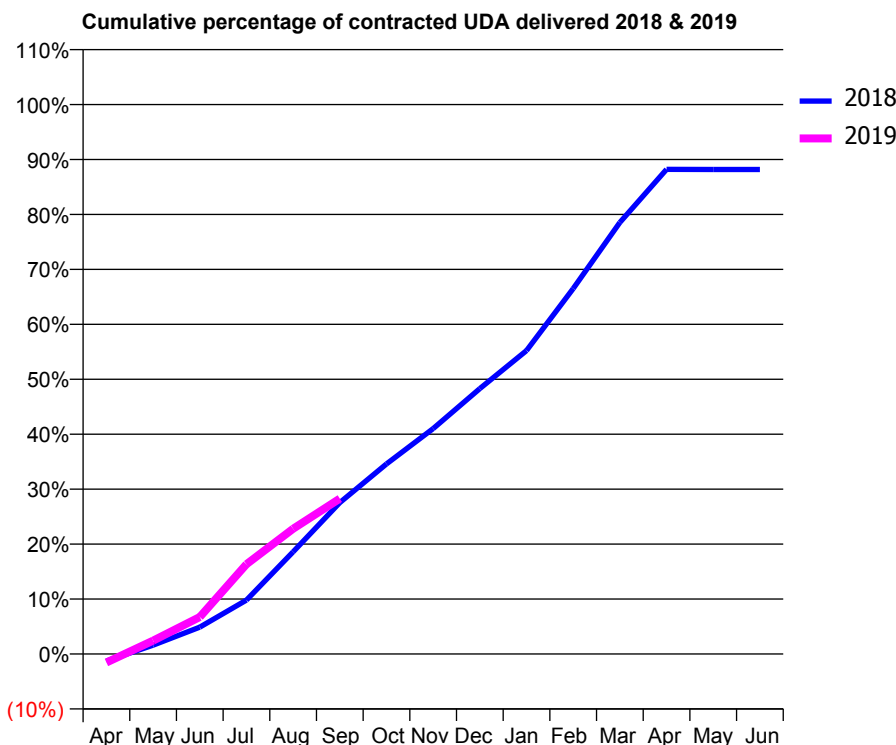
18/19 Contracted general activity (UDA)	7,275
Carry forward general activity (UDA)	279
18/19 Contracted orthodontic activity (UOA)	0
Carry forward orthodontic activity (UOA)	0
Baseline contract value	£205,696.19

ACCESS*

Patients seen in 24 months	Total	Change since previous quarter
Quarter ending September 2017	2,487	
Quarter ending December 2017	2,504	→
Quarter ending March 2018	2,689	↑
Quarter ending June 2018	2,678	→
Quarter ending September 2018	2,701	→
Variance since September 2017	8.6%	↑



ACTIVITY



Month	Adjusted Scheduled Activity (UDA)	
	2018	2019
April	-94	-114
May	117	178
June	356	490
July	714	1,190
August	1,353	1,659
September	2,005	2,058
October	2,517	
November	2,984	
December	3,514	
January	4,017	
February	4,839	
March	5,714	
April	6,416	
May	6,415	
June	6,415	

QUALITY

	Quantity	Base Number	Contract	AT	Region	England
% of FP17s for the same patient ID Re-attending within 3 months - Children	56	494	11.3%	9.9%	11.5%	11.6%
% of FP17s for the same patient ID Re-attending within 3 months - Adults	199	990	20.1%	15.6%	16.5%	15.5%
% of FP17s for the same patient ID Re-attending between 3 & 9 months - Children	196	494	39.7%	48.4%	48.5%	58.8%
% of FP17s for the same patient ID Re-attending between 3 & 9 months - Adults	330	990	33.3%	38.4%	39.1%	51.1%
% of FP17s for Band 1 Urgent Courses	129	1,003	12.9%	11.0%	10.6%	9.0%
% of FP17s Relating to Free Repair or Replacements	8	1,003	0.8%	0.5%	0.5%	0.8%
% of FP17s Relating to Continuations	25	1,003	2.5%	0.5%	0.7%	0.9%
% of Patients satisfied with the dentistry they have received	0	0	N/A	89.0%	90.5%	93.3%
% of Patients satisfied with the time they had to wait for an appointment	0	0	N/A	85.3%	85.1%	88.9%

* This is based on patients treated on this contract for their most recent course of treatment. Figures in italics indicate the base number of FP17s or Patient Questionnaire responses are less than 100. N/A is shown where the base number of responses is less than 10 during the period. % is calculated as Quantity/Base number*100

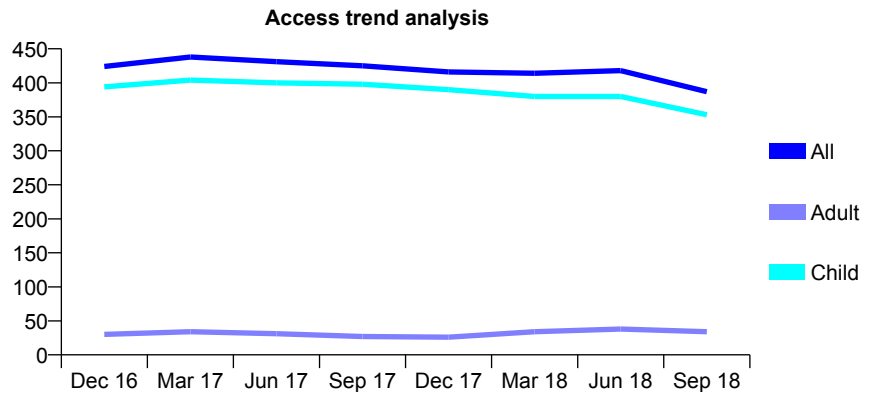
Q62 - Vital Signs At a Glance Contract Report for 175536/0001 - September 2018

Name or company name	Dr B Patel
Contract type name	GDS Contract
Purpose of contract	General
Contract start date	01/02/2012
Contract end date	

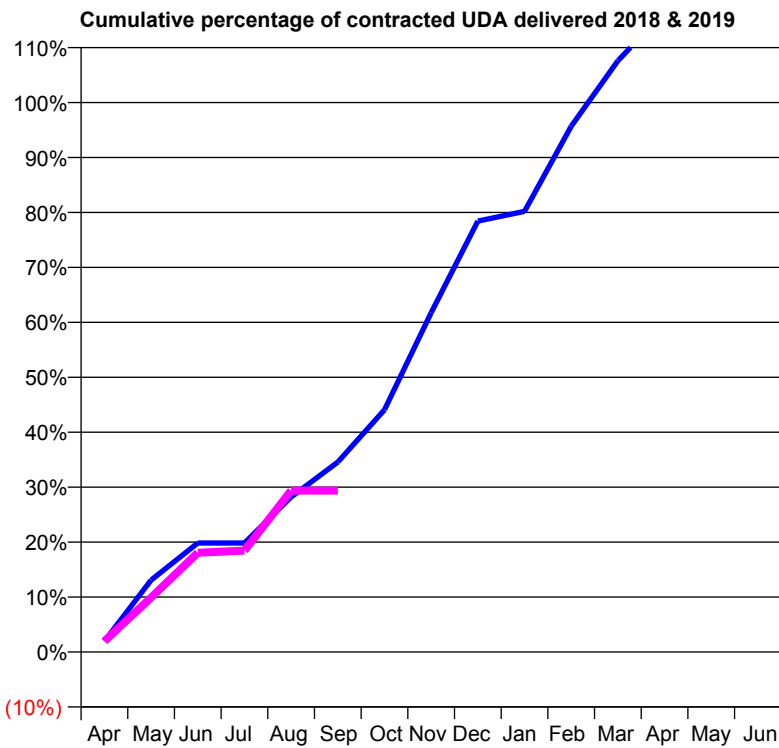
18/19 Contracted general activity (UDA)	504
Carry forward general activity (UDA)	-10
18/19 Contracted orthodontic activity (UOA)	0
Carry forward orthodontic activity (UOA)	0
Baseline contract value	£11,912.14

ACCESS*

Patients seen in 24 months	Total	Change since previous quarter
Quarter ending September 2017	425	
Quarter ending December 2017	416	↓
Quarter ending March 2018	414	→
Quarter ending June 2018	418	→
Quarter ending September 2018	387	↓
Variance since September 2017	(8.9%)	↓



ACTIVITY



Adjusted Scheduled Activity (UDA)		
Month	2018	2019
April	10	10
May	66	50
June	100	91
July	100	93
August	142	148
September	174	148
October	222	
November	311	
December	395	
January	404	
February	482	
March	542	
April	587	
May	596	
June	596	

QUALITY

	Quantity	Base Number	Contract	AT	Region	England
% of FP17s for the same patient ID Re-attending within 3 months - Children	2	166	1.2%	9.9%	11.5%	11.6%
% of FP17s for the same patient ID Re-attending within 3 months - Adults	0	4	0.0%	15.6%	16.5%	15.5%
% of FP17s for the same patient ID Re-attending between 3 & 9 months - Children	82	166	49.4%	48.4%	48.5%	58.8%
% of FP17s for the same patient ID Re-attending between 3 & 9 months - Adults	3	4	75.0%	38.4%	39.1%	51.1%
% of FP17s for Band 1 Urgent Courses	0	127	0.0%	11.0%	10.6%	9.0%
% of FP17s Relating to Free Repair or Replacements	0	127	0.0%	0.5%	0.5%	0.8%
% of FP17s Relating to Continuations	0	127	0.0%	0.5%	0.7%	0.9%
% of Patients satisfied with the dentistry they have received	0	0	N/A	89.0%	90.5%	93.3%
% of Patients satisfied with the time they had to wait for an appointment	0	0	N/A	85.3%	85.1%	88.9%

* This is based on patients treated on this contract for their most recent course of treatment. Figures in italics indicate the base number of FP17s or Patient Questionnaire responses are less than 100. N/A is shown where the base number of responses is less than 10 during the period. % is calculated as Quantity/Base number*100

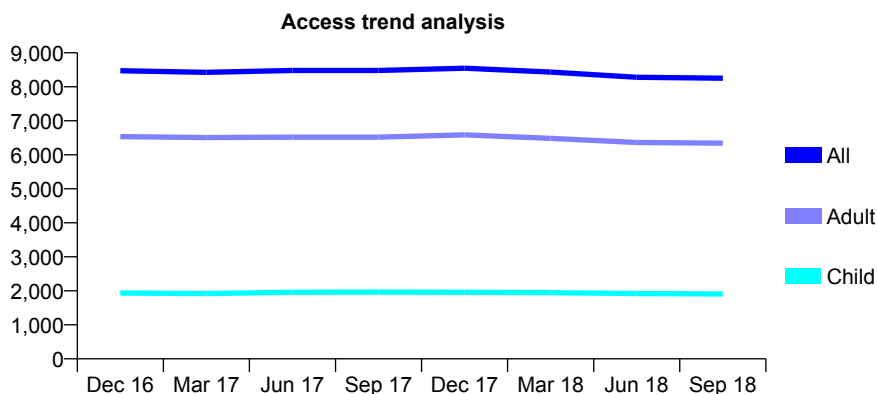
Q62 - Vital Signs At a Glance Contract Report for 178241/0001 - September 2018

Name or company name	Drs Al-Killidar, Al-Killidar & Al-Saidi
Contract type name	GDS Contract
Purpose of contract	General
Contract start date	01/04/2010
Contract end date	

18/19 Contracted general activity (UDA)	33,037
Carry forward general activity (UDA)	908
18/19 Contracted orthodontic activity (UOA)	0
Carry forward orthodontic activity (UOA)	0
Baseline contract value	£1,166,761.73

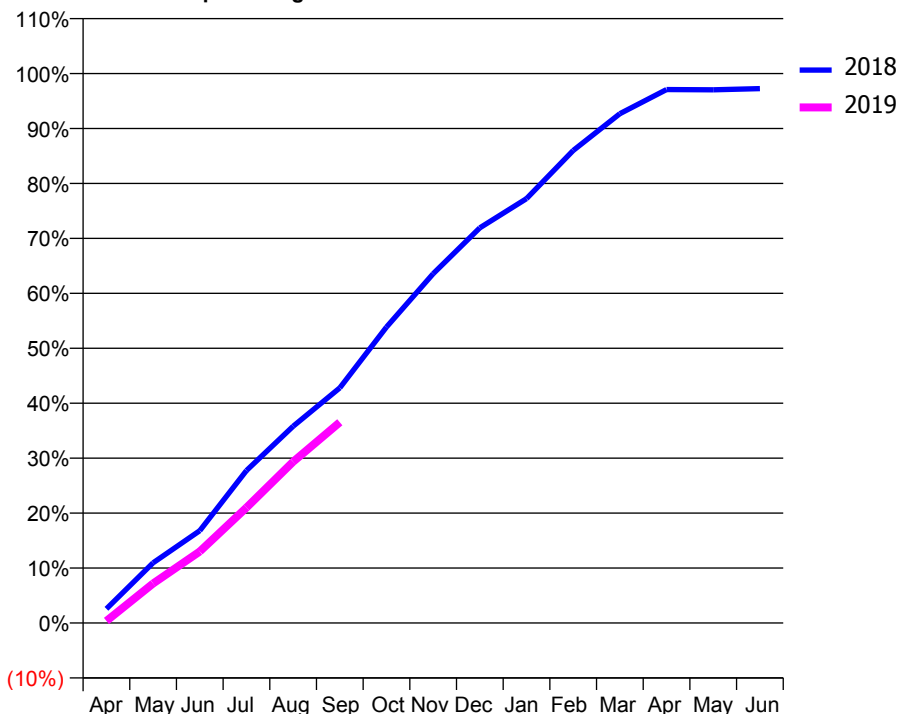
ACCESS*

Patients seen in 24 months	Total	Change since previous quarter
Quarter ending September 2017	8,481	
Quarter ending December 2017	8,547	→
Quarter ending March 2018	8,435	↓
Quarter ending June 2018	8,280	↓
Quarter ending September 2018	8,252	→
Variance since September 2017	(2.7%)	↓



ACTIVITY

Cumulative percentage of contracted UDA delivered 2018 & 2019



Month	Adjusted Scheduled Activity (UDA)	
	2018	2019
April	853	127
May	3,624	2,377
June	5,554	4,299
July	9,170	6,942
August	11,832	9,696
September	14,139	12,068
October	17,793	
November	21,004	
December	23,756	
January	25,517	
February	28,406	
March	30,624	
April	32,071	
May	32,059	
June	32,129	

QUALITY

	Quantity	Base Number	Contract	AT	Region	England
% of FP17s for the same patient ID Re-attending within 3 months - Children	51	939	5.4%	9.9%	11.5%	11.6%
% of FP17s for the same patient ID Re-attending within 3 months - Adults	218	2,836	7.7%	15.6%	16.5%	15.5%
% of FP17s for the same patient ID Re-attending between 3 & 9 months - Children	302	939	32.2%	48.4%	48.5%	58.8%
% of FP17s for the same patient ID Re-attending between 3 & 9 months - Adults	775	2,836	27.3%	38.4%	39.1%	51.1%
% of FP17s for Band 1 Urgent Courses	357	3,344	10.7%	11.0%	10.6%	9.0%
% of FP17s Relating to Free Repair or Replacements	5	3,344	0.1%	0.5%	0.5%	0.8%
% of FP17s Relating to Continuations	4	3,344	0.1%	0.5%	0.7%	0.9%
% of Patients satisfied with the dentistry they have received	5	7	N/A	89.0%	90.5%	93.3%
% of Patients satisfied with the time they had to wait for an appointment	5	7	N/A	85.3%	85.1%	88.9%

* This is based on patients treated on this contract for their most recent course of treatment. Figures in italics indicate the base number of FP17s or Patient Questionnaire responses are less than 100. N/A is shown where the base number of responses is less than 10 during the period. % is calculated as Quantity/Base number*100

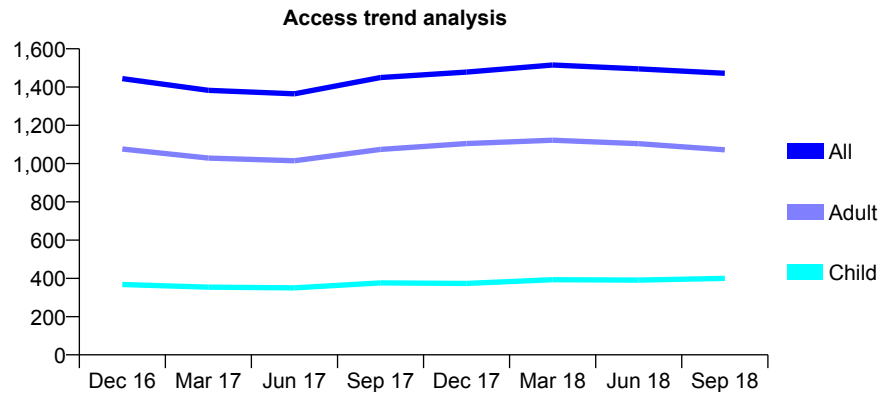
Q62 - Vital Signs At a Glance Contract Report for 178632/0001 - September 2018

Name or company name	DR Sherer & DR Levin
Contract type name	GDS Contract
Purpose of contract	General
Contract start date	01/04/2010
Contract end date	

18/19 Contracted general activity (UDA)	3,046
Carry forward general activity (UDA)	2
18/19 Contracted orthodontic activity (UOA)	0
Carry forward orthodontic activity (UOA)	0
Baseline contract value	£95,547.42

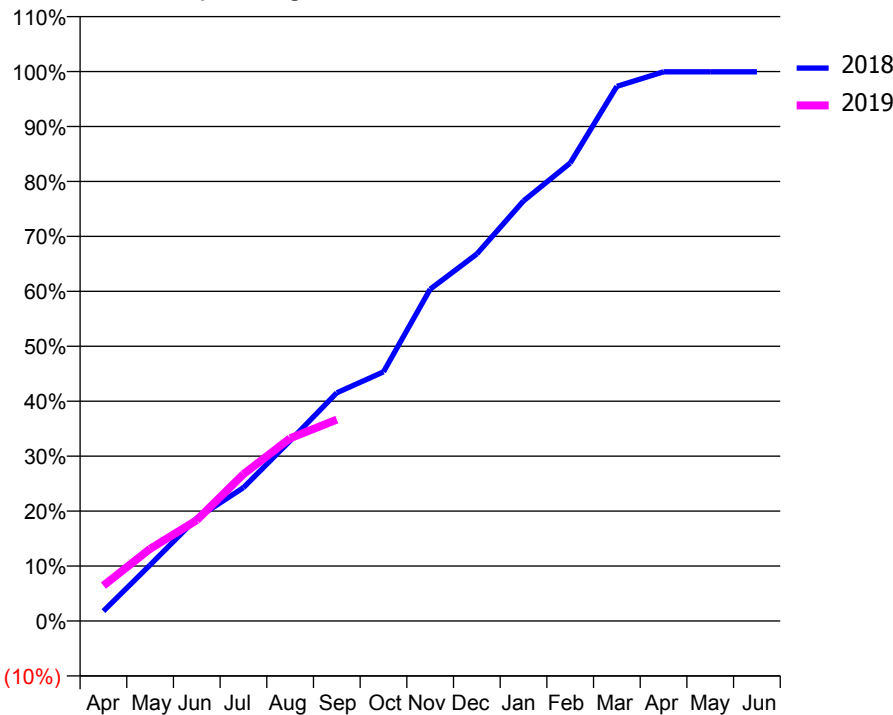
ACCESS*

Patients seen in 24 months	Total	Change since previous quarter
Quarter ending September 2017	1,450	
Quarter ending December 2017	1,478	→
Quarter ending March 2018	1,515	↑
Quarter ending June 2018	1,495	↓
Quarter ending September 2018	1,472	↓
Variance since September 2017	1.5%	→



ACTIVITY

Cumulative percentage of contracted UDA delivered 2018 & 2019



Month	Adjusted Scheduled Activity (UDA)	
	2018	2019
April	55	196
May	311	400
June	570	559
July	739	814
August	999	1,013
September	1,265	1,117
October	1,381	
November	1,840	
December	2,035	
January	2,329	
February	2,539	
March	2,963	
April	3,044	
May	3,044	
June	3,044	

QUALITY

	Quantity	Base Number	Contract	AT	Region	England
% of FP17s for the same patient ID Re-attending within 3 months - Children	20	219	9.1%	9.9%	11.5%	11.6%
% of FP17s for the same patient ID Re-attending within 3 months - Adults	62	430	14.4%	15.6%	16.5%	15.5%
% of FP17s for the same patient ID Re-attending between 3 & 9 months - Children	94	219	42.9%	48.4%	48.5%	58.8%
% of FP17s for the same patient ID Re-attending between 3 & 9 months - Adults	141	430	32.8%	38.4%	39.1%	51.1%
% of FP17s for Band 1 Urgent Courses	104	604	17.2%	11.0%	10.6%	9.0%
% of FP17s Relating to Free Repair or Replacements	1	604	0.2%	0.5%	0.5%	0.8%
% of FP17s Relating to Continuations	8	604	1.3%	0.5%	0.7%	0.9%
% of Patients satisfied with the dentistry they have received	0	1	N/A	89.0%	90.5%	93.3%
% of Patients satisfied with the time they had to wait for an appointment	0	1	N/A	85.3%	85.1%	88.9%

* This is based on patients treated on this contract for their most recent course of treatment. Figures in italics indicate the base number of FP17s or Patient Questionnaire responses are less than 100. N/A is shown where the base number of responses is less than 10 during the period. % is calculated as Quantity/Base number*100

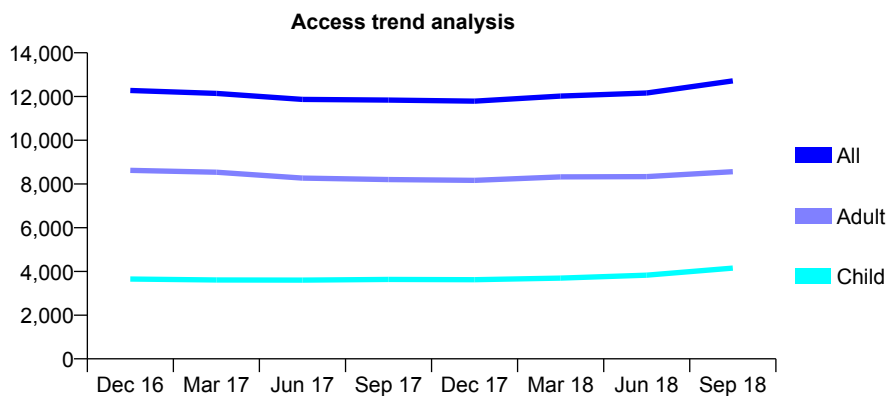
Q62 - Vital Signs At a Glance Contract Report for 180122/0001 - September 2018

Name or company name	IDH Limited
Contract type name	GDS Contract
Purpose of contract	General
Contract start date	01/08/2008
Contract end date	

18/19 Contracted general activity (UDA)	39,431
Carry forward general activity (UDA)	-72
18/19 Contracted orthodontic activity (UOA)	0
Carry forward orthodontic activity (UOA)	0
Baseline contract value	£1,136,791.08

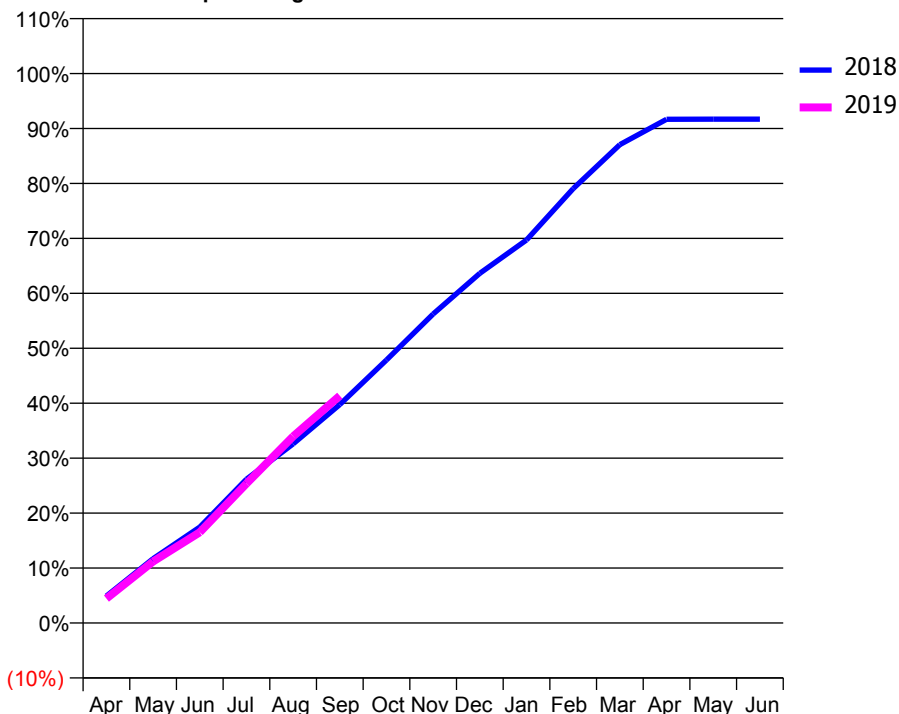
ACCESS*

Patients seen in 24 months	Total	Change since previous quarter
Quarter ending September 2017	11,837	
Quarter ending December 2017	11,786	→
Quarter ending March 2018	12,019	→
Quarter ending June 2018	12,159	→
Quarter ending September 2018	12,713	↑
Variance since September 2017	7.4%	↑



ACTIVITY

Cumulative percentage of contracted UDA delivered 2018 & 2019



Month	Adjusted Scheduled Activity (UDA)	
	2018	2019
April	1,713	1,760
May	4,089	4,412
June	6,092	6,511
July	9,135	10,005
August	11,382	13,392
September	13,879	16,309
October	16,705	
November	19,628	
December	22,211	
January	24,330	
February	27,591	
March	30,385	
April	31,988	
May	32,001	
June	32,001	

QUALITY

	Quantity	Base Number	Contract	AT	Region	England
% of FP17s for the same patient ID Re-attending within 3 months - Children	144	2,967	4.9%	9.9%	11.5%	11.6%
% of FP17s for the same patient ID Re-attending within 3 months - Adults	445	4,952	9.0%	15.6%	16.5%	15.5%
% of FP17s for the same patient ID Re-attending between 3 & 9 months - Children	1,223	2,967	41.2%	48.4%	48.5%	58.8%
% of FP17s for the same patient ID Re-attending between 3 & 9 months - Adults	1,956	4,952	39.5%	38.4%	39.1%	51.1%
% of FP17s for Band 1 Urgent Courses	322	7,328	4.4%	11.0%	10.6%	9.0%
% of FP17s Relating to Free Repair or Replacements	50	7,328	0.7%	0.5%	0.5%	0.8%
% of FP17s Relating to Continuations	80	7,328	1.1%	0.5%	0.7%	0.9%
% of Patients satisfied with the dentistry they have received	7	7	N/A	89.0%	90.5%	93.3%
% of Patients satisfied with the time they had to wait for an appointment	7	7	N/A	85.3%	85.1%	88.9%

* This is based on patients treated on this contract for their most recent course of treatment. Figures in italics indicate the base number of FP17s or Patient Questionnaire responses are less than 100. N/A is shown where the base number of responses is less than 10 during the period. % is calculated as Quantity/Base number*100

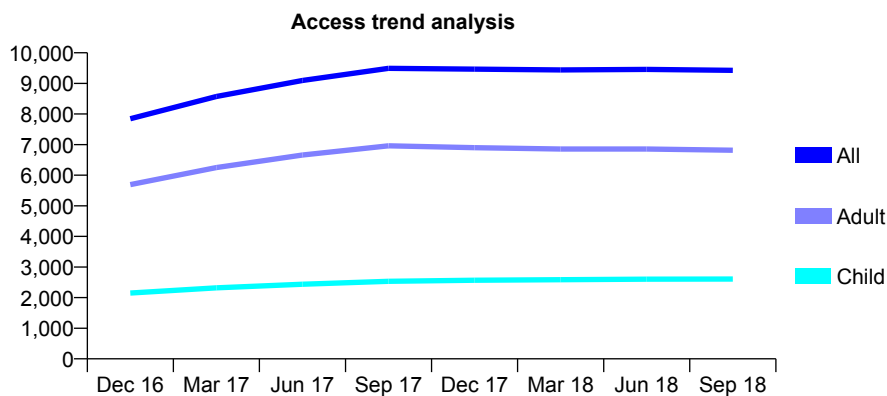
Q62 - Vital Signs At a Glance Contract Report for 180505/0001 - September 2018

Name or company name	A Patel, K Patel, G Pathmanathan
Contract type name	GDS Contract
Purpose of contract	General and Orthodontic
Contract start date	01/08/2015
Contract end date	

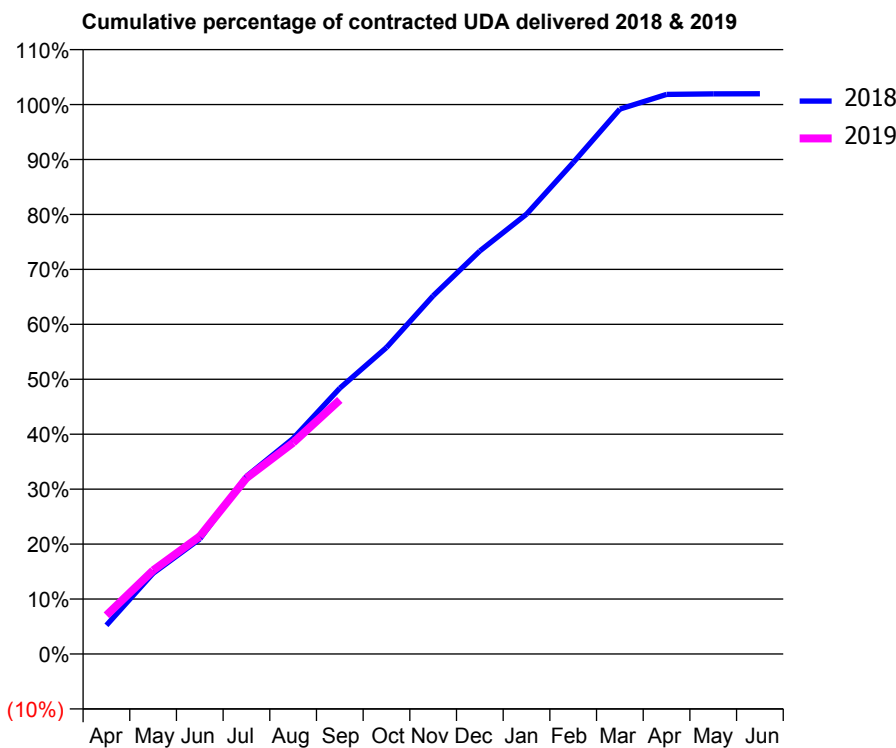
18/19 Contracted general activity (UDA)	27,409
Carry forward general activity (UDA)	-538
18/19 Contracted orthodontic activity (UOA)	451
Carry forward orthodontic activity (UOA)	-9
Baseline contract value	£902,585.47

ACCESS*

Patients seen in 24 months	Total	Change since previous quarter
Quarter ending September 2017	9,494	
Quarter ending December 2017	9,468	→
Quarter ending March 2018	9,440	→
Quarter ending June 2018	9,458	→
Quarter ending September 2018	9,427	→
Variance since September 2017	(0.7%)	→



ACTIVITY



Month	Adjusted Scheduled Activity (UDA)	
	2018	2019
April	1,432	1,933
May	4,030	4,176
June	5,737	5,873
July	8,862	8,776
August	10,754	10,536
September	13,259	12,675
October	15,290	
November	17,868	
December	20,102	
January	21,941	
February	24,512	
March	27,181	
April	27,913	
May	27,938	
June	27,947	

QUALITY

	Quantity	Base Number	Contract	AT	Region	England
% of FP17s for the same patient ID Re-attending within 3 months - Children	119	1,793	6.6%	9.9%	11.5%	11.6%
% of FP17s for the same patient ID Re-attending within 3 months - Adults	394	3,681	10.7%	15.6%	16.5%	15.5%
% of FP17s for the same patient ID Re-attending between 3 & 9 months - Children	990	1,793	55.2%	48.4%	48.5%	58.8%
% of FP17s for the same patient ID Re-attending between 3 & 9 months - Adults	1,619	3,681	44.0%	38.4%	39.1%	51.1%
% of FP17s for Band 1 Urgent Courses	384	5,086	7.6%	11.0%	10.6%	9.0%
% of FP17s Relating to Free Repair or Replacements	22	5,086	0.4%	0.5%	0.5%	0.8%
% of FP17s Relating to Continuations	4	5,086	0.1%	0.5%	0.7%	0.9%
% of Patients satisfied with the dentistry they have received	6	6	N/A	89.0%	90.5%	93.3%
% of Patients satisfied with the time they had to wait for an appointment	5	6	N/A	85.3%	85.1%	88.9%

* This is based on patients treated on this contract for their most recent course of treatment. Figures in italics indicate the base number of FP17s or Patient Questionnaire responses are less than 100. N/A is shown where the base number of responses is less than 10 during the period. % is calculated as Quantity/Base number*100

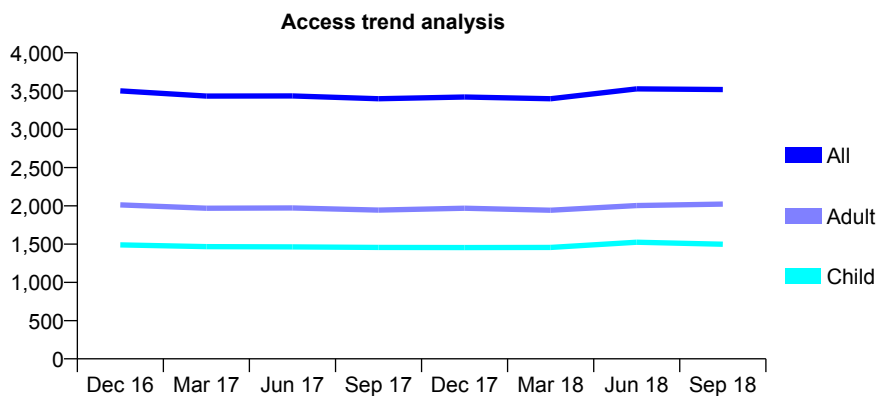
Q62 - Vital Signs At a Glance Contract Report for 182613/0001 - September 2018

Name or company name	Harlesden Health Ltd
Contract type name	GDS Contract
Purpose of contract	General
Contract start date	01/11/2009
Contract end date	

18/19 Contracted general activity (UDA)	14,600
Carry forward general activity (UDA)	0
18/19 Contracted orthodontic activity (UOA)	0
Carry forward orthodontic activity (UOA)	0
Baseline contract value	£444,810.82

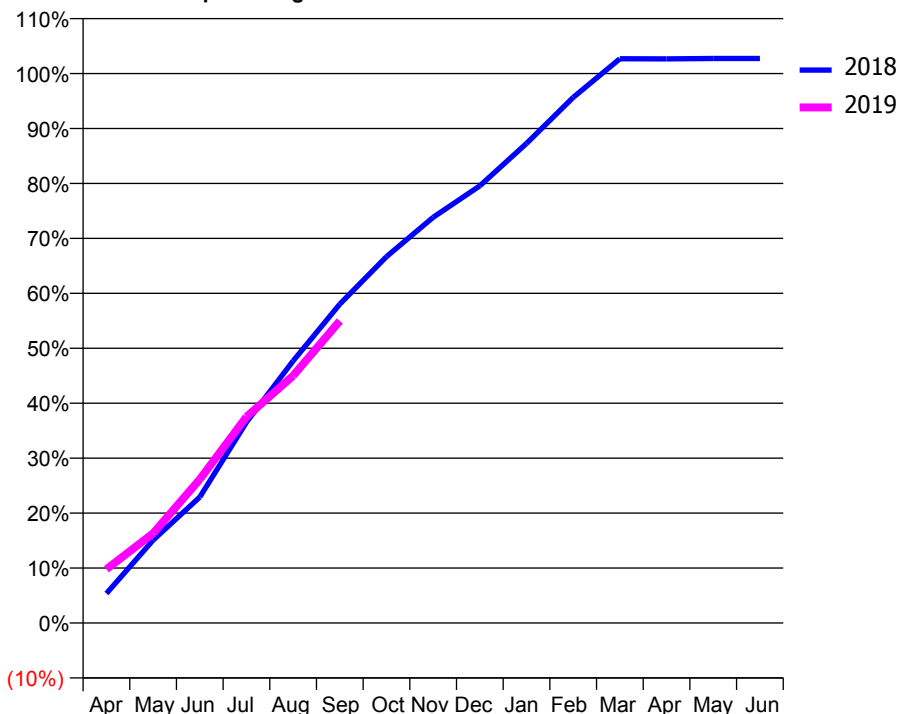
ACCESS*

Patients seen in 24 months	Total	Change since previous quarter
Quarter ending September 2017	3,400	
Quarter ending December 2017	3,422	→
Quarter ending March 2018	3,399	→
Quarter ending June 2018	3,528	↑
Quarter ending September 2018	3,520	→
Variance since September 2017	3.5%	↑



ACTIVITY

Cumulative percentage of contracted UDA delivered 2018 & 2019



Adjusted Scheduled Activity (UDA)

Month	2018	2019
April	785	1,428
May	2,202	2,384
June	3,347	3,816
July	5,333	5,481
August	6,964	6,570
September	8,475	8,027
October	9,733	
November	10,780	
December	11,616	
January	12,741	
February	13,963	
March	14,990	
April	14,987	
May	15,000	
June	15,000	

QUALITY

	Quantity	Base Number	Contract	AT	Region	England
% of FP17s for the same patient ID Re-attending within 3 months - Children	41	967	4.2%	9.9%	11.5%	11.6%
% of FP17s for the same patient ID Re-attending within 3 months - Adults	126	1,097	11.5%	15.6%	16.5%	15.5%
% of FP17s for the same patient ID Re-attending between 3 & 9 months - Children	388	967	40.1%	48.4%	48.5%	58.8%
% of FP17s for the same patient ID Re-attending between 3 & 9 months - Adults	340	1,097	31.0%	38.4%	39.1%	51.1%
% of FP17s for Band 1 Urgent Courses	154	2,053	7.5%	11.0%	10.6%	9.0%
% of FP17s Relating to Free Repair or Replacements	0	2,053	0.0%	0.5%	0.5%	0.8%
% of FP17s Relating to Continuations	0	2,053	0.0%	0.5%	0.7%	0.9%
% of Patients satisfied with the dentistry they have received	0	1	N/A	89.0%	90.5%	93.3%
% of Patients satisfied with the time they had to wait for an appointment	0	1	N/A	85.3%	85.1%	88.9%

* This is based on patients treated on this contract for their most recent course of treatment. Figures in italics indicate the base number of FP17s or Patient Questionnaire responses are less than 100. N/A is shown where the base number of responses is less than 10 during the period. % is calculated as Quantity/Base number*100

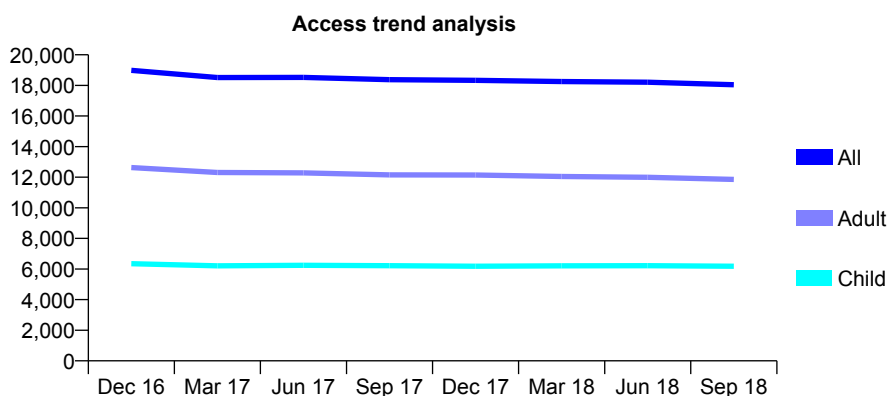
Q62 - Vital Signs At a Glance Contract Report for 182680/0001 - September 2018

Name or company name	Inspire Dental Southall Ltd
Contract type name	GDS Contract
Purpose of contract	General and Orthodontic
Contract start date	01/05/2007
Contract end date	

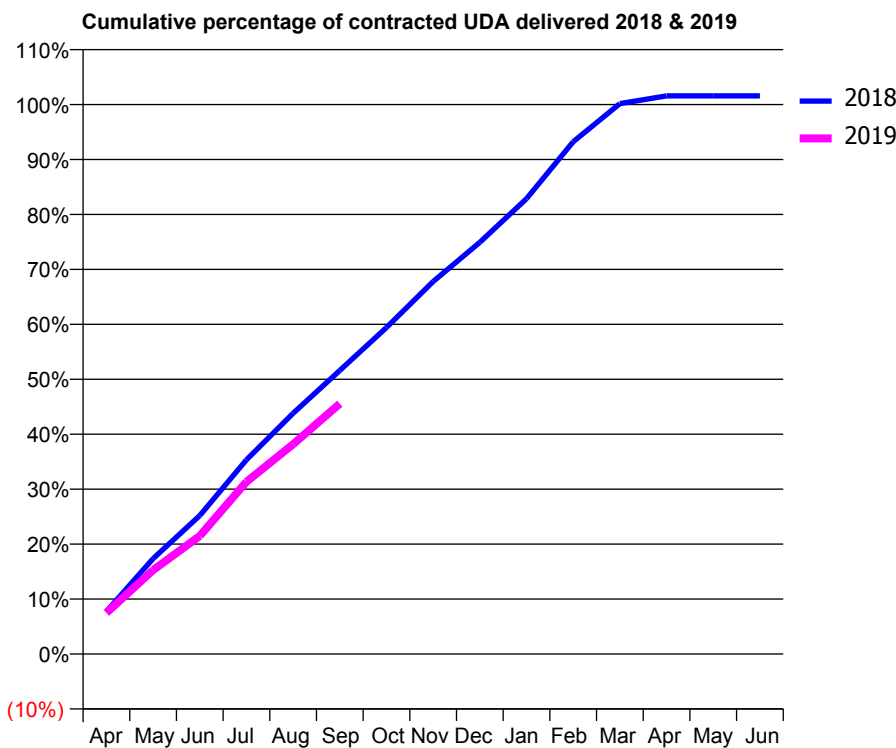
18/19 Contracted general activity (UDA)	54,717
Carry forward general activity (UDA)	-855
18/19 Contracted orthodontic activity (UOA)	3,640
Carry forward orthodontic activity (UOA)	14
Baseline contract value	£1,691,646.95

ACCESS*

Patients seen in 24 months	Total	Change since previous quarter
Quarter ending September 2017	18,375	
Quarter ending December 2017	18,333	→
Quarter ending March 2018	18,253	→
Quarter ending June 2018	18,213	→
Quarter ending September 2018	18,047	→
Variance since September 2017	(1.8%)	↓



ACTIVITY



Month	Adjusted Scheduled Activity (UDA)	
	2018	2019
April	4,240	4,094
May	9,502	8,362
June	13,794	11,754
July	19,341	17,147
August	23,968	20,895
September	28,233	24,932
October	32,508	
November	37,098	
December	41,001	
January	45,334	
February	51,013	
March	54,807	
April	55,576	
May	55,576	
June	55,572	

QUALITY

	Quantity	Base Number	Contract	AT	Region	England
% of FP17s for the same patient ID Re-attending within 3 months - Children	335	4,522	7.4%	9.9%	11.5%	11.6%
% of FP17s for the same patient ID Re-attending within 3 months - Adults	428	6,084	7.0%	15.6%	16.5%	15.5%
% of FP17s for the same patient ID Re-attending between 3 & 9 months - Children	2,816	4,522	62.3%	48.4%	48.5%	58.8%
% of FP17s for the same patient ID Re-attending between 3 & 9 months - Adults	2,756	6,084	45.3%	38.4%	39.1%	51.1%
% of FP17s for Band 1 Urgent Courses	553	10,033	5.5%	11.0%	10.6%	9.0%
% of FP17s Relating to Free Repair or Replacements	57	10,033	0.6%	0.5%	0.5%	0.8%
% of FP17s Relating to Continuations	18	10,033	0.2%	0.5%	0.7%	0.9%
% of Patients satisfied with the dentistry they have received	7	8	N/A	89.0%	90.5%	93.3%
% of Patients satisfied with the time they had to wait for an appointment	6	8	N/A	85.3%	85.1%	88.9%

* This is based on patients treated on this contract for their most recent course of treatment. Figures in italics indicate the base number of FP17s or Patient Questionnaire responses are less than 100. N/A is shown where the base number of responses is less than 10 during the period. % is calculated as Quantity/Base number*100

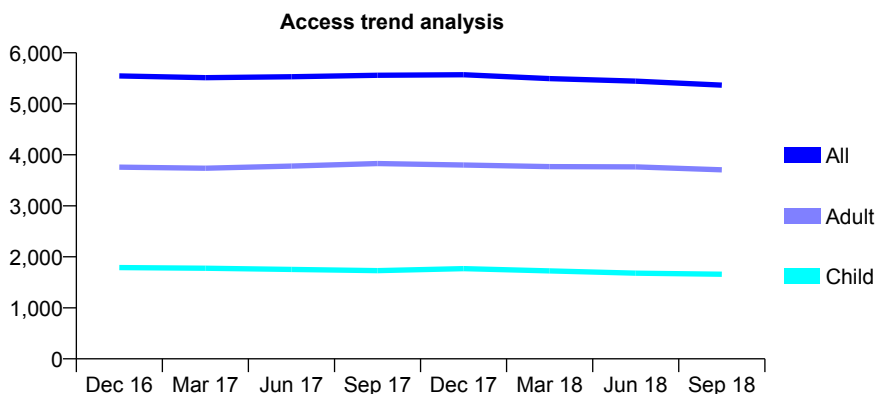
Q62 - Vital Signs At a Glance Contract Report for 183873/0001 - September 2018

Name or company name	Care Dental Ltd
Contract type name	GDS Contract
Purpose of contract	General
Contract start date	08/03/2007
Contract end date	

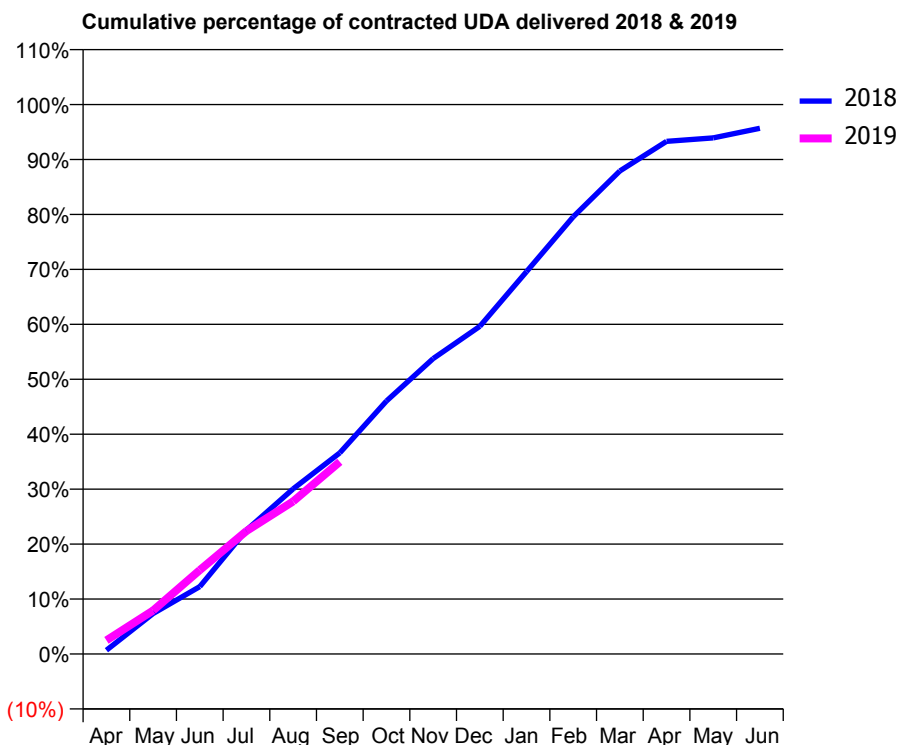
18/19 Contracted general activity (UDA)	17,139
Carry forward general activity (UDA)	0
18/19 Contracted orthodontic activity (UOA)	0
Carry forward orthodontic activity (UOA)	0
Baseline contract value	£510,582.41

ACCESS*

Patients seen in 24 months	Total	Change since previous quarter
Quarter ending September 2017	5,559	
Quarter ending December 2017	5,569	→
Quarter ending March 2018	5,494	↓
Quarter ending June 2018	5,444	→
Quarter ending September 2018	5,367	↓
Variance since September 2017	(3.5%)	↓



ACTIVITY



Month	Adjusted Scheduled Activity (UDA)	
	2018	2019
April	117	426
May	1,264	1,357
June	2,101	2,620
July	3,864	3,836
August	5,152	4,762
September	6,275	5,996
October	7,891	
November	9,214	
December	10,222	
January	11,926	
February	13,634	
March	15,066	
April	15,988	
May	16,097	
June	16,396	

QUALITY

	Quantity	Base Number	Contract	AT	Region	England
% of FP17s for the same patient ID Re-attending within 3 months - Children	45	709	6.3%	9.9%	11.5%	11.6%
% of FP17s for the same patient ID Re-attending within 3 months - Adults	163	1,403	11.6%	15.6%	16.5%	15.5%
% of FP17s for the same patient ID Re-attending between 3 & 9 months - Children	167	709	23.6%	48.4%	48.5%	58.8%
% of FP17s for the same patient ID Re-attending between 3 & 9 months - Adults	339	1,403	24.2%	38.4%	39.1%	51.1%
% of FP17s for Band 1 Urgent Courses	63	1,823	3.5%	11.0%	10.6%	9.0%
% of FP17s Relating to Free Repair or Replacements	22	1,823	1.2%	0.5%	0.5%	0.8%
% of FP17s Relating to Continuations	2	1,823	0.1%	0.5%	0.7%	0.9%
% of Patients satisfied with the dentistry they have received	9	10	90.0%	89.0%	90.5%	93.3%
% of Patients satisfied with the time they had to wait for an appointment	8	10	80.0%	85.3%	85.1%	88.9%

* This is based on patients treated on this contract for their most recent course of treatment. Figures in italics indicate the base number of FP17s or Patient Questionnaire responses are less than 100. N/A is shown where the base number of responses is less than 10 during the period. % is calculated as Quantity/Base number*100

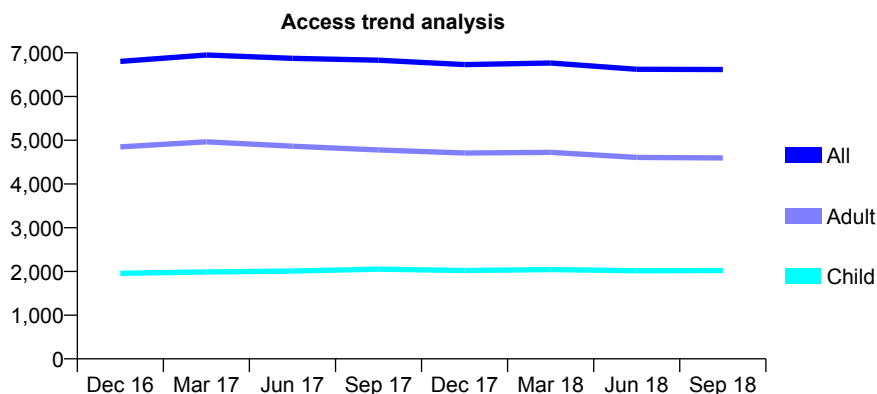
Q62 - Vital Signs At a Glance Contract Report for 184039/0001 - September 2018

Name or company name	Dr M Delahaye & Associates
Contract type name	GDS Contract
Purpose of contract	General
Contract start date	01/04/2011
Contract end date	

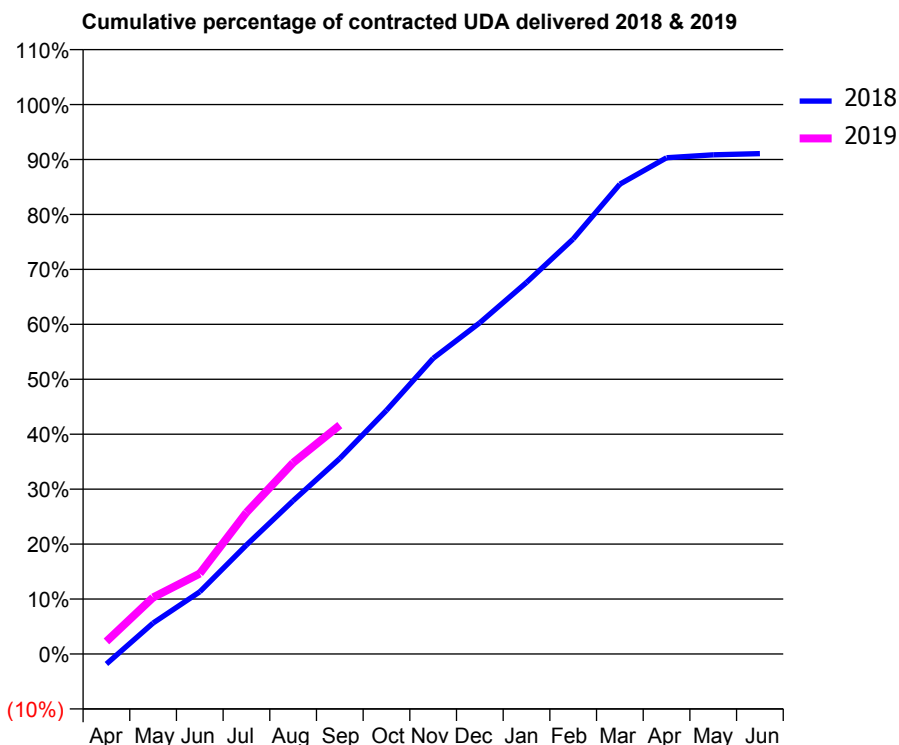
18/19 Contracted general activity (UDA)	18,725
Carry forward general activity (UDA)	0
18/19 Contracted orthodontic activity (UOA)	0
Carry forward orthodontic activity (UOA)	0
Baseline contract value	£472,192.39

ACCESS*

Patients seen in 24 months	Total	Change since previous quarter
Quarter ending September 2017	6,830	
Quarter ending December 2017	6,729	↓
Quarter ending March 2018	6,766	→
Quarter ending June 2018	6,622	↓
Quarter ending September 2018	6,618	→
Variance since September 2017	(3.1%)	↓



ACTIVITY



Month	Adjusted Scheduled Activity (UDA)	
	2018	2019
April	-343	427
May	1,059	1,928
June	2,120	2,741
July	3,716	4,824
August	5,225	6,518
September	6,663	7,800
October	8,304	
November	10,076	
December	11,290	
January	12,660	
February	14,145	
March	16,011	
April	16,911	
May	17,012	
June	17,053	

QUALITY

	Quantity	Base Number	Contract	AT	Region	England
% of FP17s for the same patient ID Re-attending within 3 months - Children	105	1,404	7.5%	9.9%	11.5%	11.6%
% of FP17s for the same patient ID Re-attending within 3 months - Adults	309	2,337	13.2%	15.6%	16.5%	15.5%
% of FP17s for the same patient ID Re-attending between 3 & 9 months - Children	618	1,404	44.0%	48.4%	48.5%	58.8%
% of FP17s for the same patient ID Re-attending between 3 & 9 months - Adults	688	2,337	29.4%	38.4%	39.1%	51.1%
% of FP17s for Band 1 Urgent Courses	346	3,373	10.3%	11.0%	10.6%	9.0%
% of FP17s Relating to Free Repair or Replacements	36	3,373	1.1%	0.5%	0.5%	0.8%
% of FP17s Relating to Continuations	41	3,373	1.2%	0.5%	0.7%	0.9%
% of Patients satisfied with the dentistry they have received	1	1	N/A	89.0%	90.5%	93.3%
% of Patients satisfied with the time they had to wait for an appointment	1	1	N/A	85.3%	85.1%	88.9%

* This is based on patients treated on this contract for their most recent course of treatment. Figures in italics indicate the base number of FP17s or Patient Questionnaire responses are less than 100. N/A is shown where the base number of responses is less than 10 during the period. % is calculated as Quantity/Base number*100

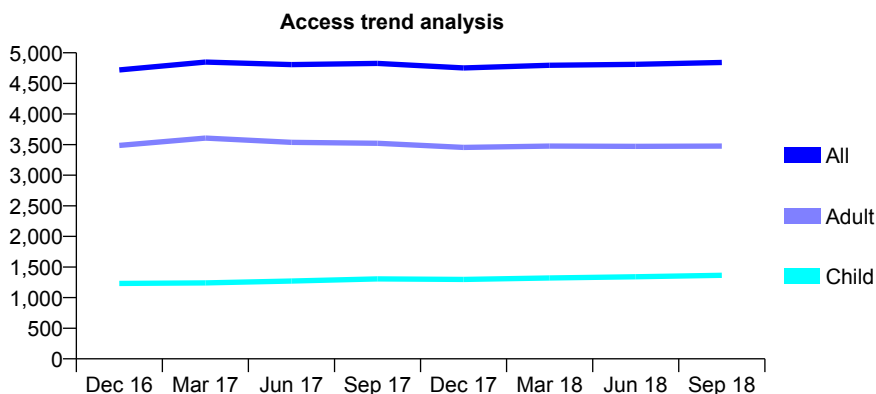
Q62 - Vital Signs At a Glance Contract Report for 184438/0001 - September 2018

Name or company name	Cedars Trading Limited
Contract type name	GDS Contract
Purpose of contract	General
Contract start date	01/04/2009
Contract end date	

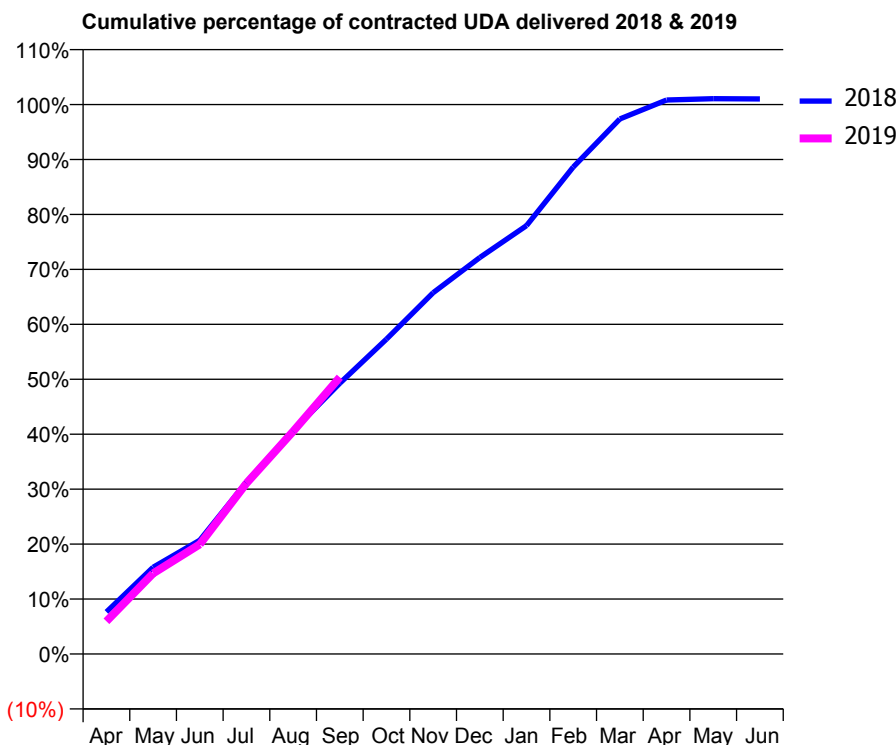
18/19 Contracted general activity (UDA)	13,526
Carry forward general activity (UDA)	-138
18/19 Contracted orthodontic activity (UOA)	0
Carry forward orthodontic activity (UOA)	0
Baseline contract value	£377,132.39

ACCESS*

Patients seen in 24 months	Total	Change since previous quarter
Quarter ending September 2017	4,827	
Quarter ending December 2017	4,752	↓
Quarter ending March 2018	4,797	→
Quarter ending June 2018	4,812	→
Quarter ending September 2018	4,841	→
Variance since September 2017	0.3%	→



ACTIVITY



Month	Adjusted Scheduled Activity (UDA)	
	2018	2019
April	1,035	806
May	2,137	1,986
June	2,802	2,699
July	4,233	4,204
August	5,497	5,479
September	6,663	6,812
October	7,750	
November	8,893	
December	9,759	
January	10,544	
February	11,985	
March	13,171	
April	13,637	
May	13,670	
June	13,664	

QUALITY

	Quantity	Base Number	Contract	AT	Region	England
% of FP17s for the same patient ID Re-attending within 3 months - Children	100	1,010	9.9%	9.9%	11.5%	11.6%
% of FP17s for the same patient ID Re-attending within 3 months - Adults	249	1,751	14.2%	15.6%	16.5%	15.5%
% of FP17s for the same patient ID Re-attending between 3 & 9 months - Children	456	1,010	45.1%	48.4%	48.5%	58.8%
% of FP17s for the same patient ID Re-attending between 3 & 9 months - Adults	574	1,751	32.8%	38.4%	39.1%	51.1%
% of FP17s for Band 1 Urgent Courses	194	2,570	7.5%	11.0%	10.6%	9.0%
% of FP17s Relating to Free Repair or Replacements	31	2,570	1.2%	0.5%	0.5%	0.8%
% of FP17s Relating to Continuations	15	2,570	0.6%	0.5%	0.7%	0.9%
% of Patients satisfied with the dentistry they have received	1	1	N/A	89.0%	90.5%	93.3%
% of Patients satisfied with the time they had to wait for an appointment	1	1	N/A	85.3%	85.1%	88.9%

* This is based on patients treated on this contract for their most recent course of treatment. Figures in italics indicate the base number of FP17s or Patient Questionnaire responses are less than 100. N/A is shown where the base number of responses is less than 10 during the period. % is calculated as Quantity/Base number*100

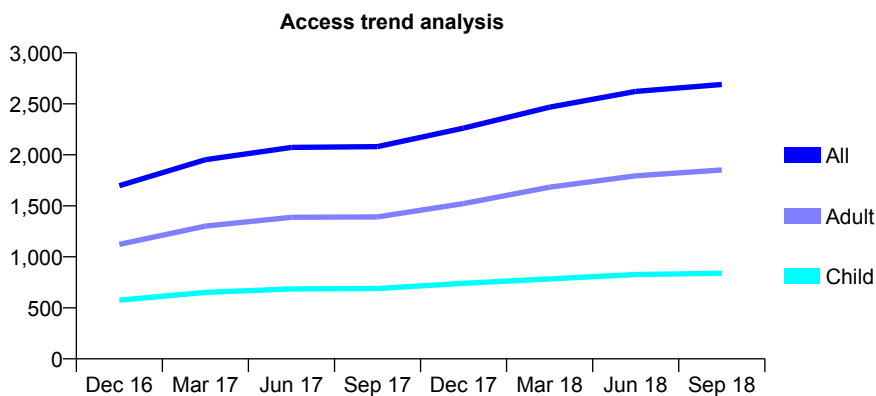
Q62 - Vital Signs At a Glance Contract Report for 184675/0001 - September 2018

Name or company name	Dr T Jabbar
Contract type name	GDS Contract
Purpose of contract	General
Contract start date	01/10/2012
Contract end date	

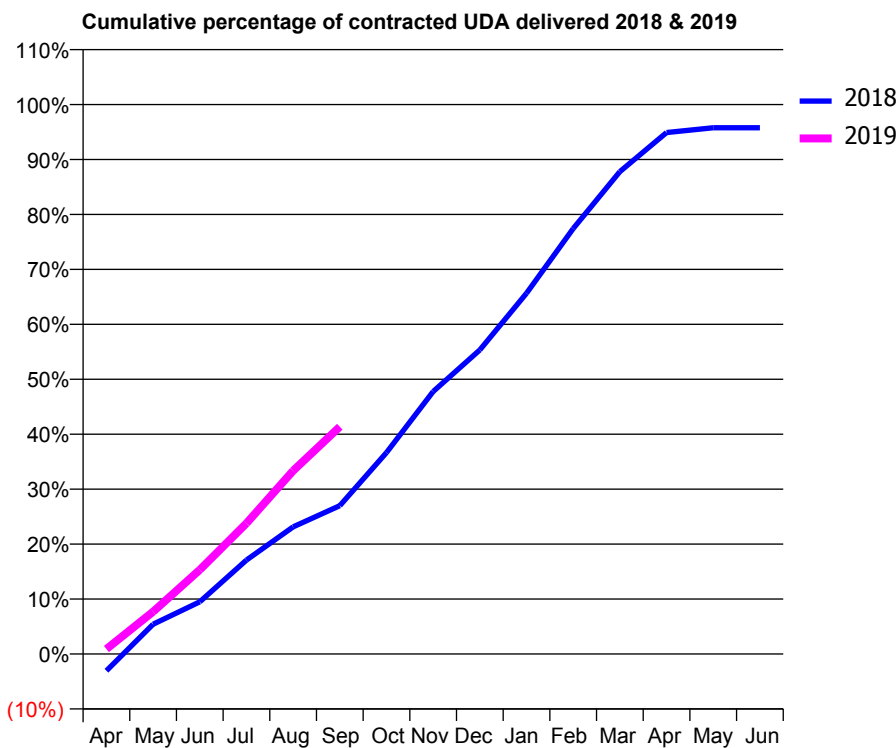
18/19 Contracted general activity (UDA)	5,952
Carry forward general activity (UDA)	252
18/19 Contracted orthodontic activity (UOA)	0
Carry forward orthodontic activity (UOA)	0
Baseline contract value	£155,935.62

ACCESS*

Patients seen in 24 months	Total	Change since previous quarter
Quarter ending September 2017	2,081	
Quarter ending December 2017	2,262	↑
Quarter ending March 2018	2,467	↑
Quarter ending June 2018	2,621	↑
Quarter ending September 2018	2,690	↑
Variance since September 2017	29.3%	↑



ACTIVITY



Month	Adjusted Scheduled Activity (UDA)	
	2018	2019
April	-183	54
May	322	458
June	566	912
July	1,017	1,416
August	1,377	1,986
September	1,607	2,462
October	2,181	
November	2,844	
December	3,295	
January	3,907	
February	4,609	
March	5,225	
April	5,649	
May	5,700	
June	5,700	

QUALITY

	Quantity	Base Number	Contract	AT	Region	England
% of FP17s for the same patient ID Re-attending within 3 months - Children	72	604	11.9%	9.9%	11.5%	11.6%
% of FP17s for the same patient ID Re-attending within 3 months - Adults	186	1,044	17.8%	15.6%	16.5%	15.5%
% of FP17s for the same patient ID Re-attending between 3 & 9 months - Children	298	604	49.3%	48.4%	48.5%	58.8%
% of FP17s for the same patient ID Re-attending between 3 & 9 months - Adults	425	1,044	40.7%	38.4%	39.1%	51.1%
% of FP17s for Band 1 Urgent Courses	199	1,193	16.7%	11.0%	10.6%	9.0%
% of FP17s Relating to Free Repair or Replacements	4	1,193	0.3%	0.5%	0.5%	0.8%
% of FP17s Relating to Continuations	5	1,193	0.4%	0.5%	0.7%	0.9%
% of Patients satisfied with the dentistry they have received	0	0	N/A	89.0%	90.5%	93.3%
% of Patients satisfied with the time they had to wait for an appointment	0	0	N/A	85.3%	85.1%	88.9%

* This is based on patients treated on this contract for their most recent course of treatment. Figures in italics indicate the base number of FP17s or Patient Questionnaire responses are less than 100. N/A is shown where the base number of responses is less than 10 during the period. % is calculated as Quantity/Base number*100

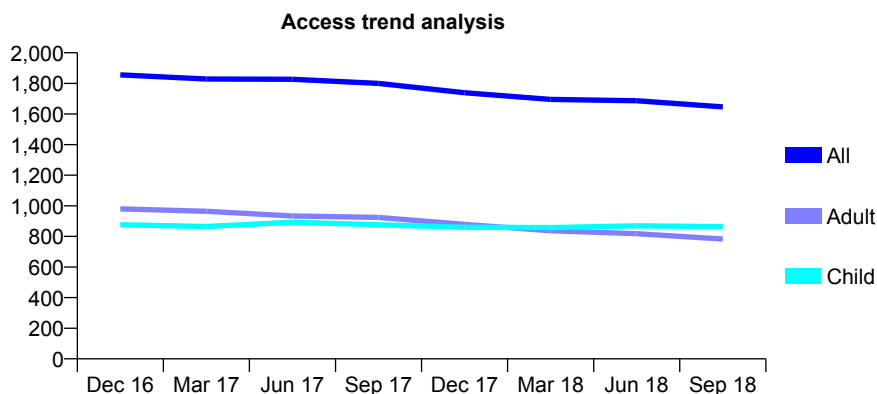
Q62 - Vital Signs At a Glance Contract Report for 186821/0001 - September 2018

Name or company name	Dr. S. Merali and Dr. F. Merali
Contract type name	GDS Contract
Purpose of contract	General
Contract start date	01/10/2012
Contract end date	

18/19 Contracted general activity (UDA)	7,761
Carry forward general activity (UDA)	142
18/19 Contracted orthodontic activity (UOA)	0
Carry forward orthodontic activity (UOA)	0
Baseline contract value	£237,376.87

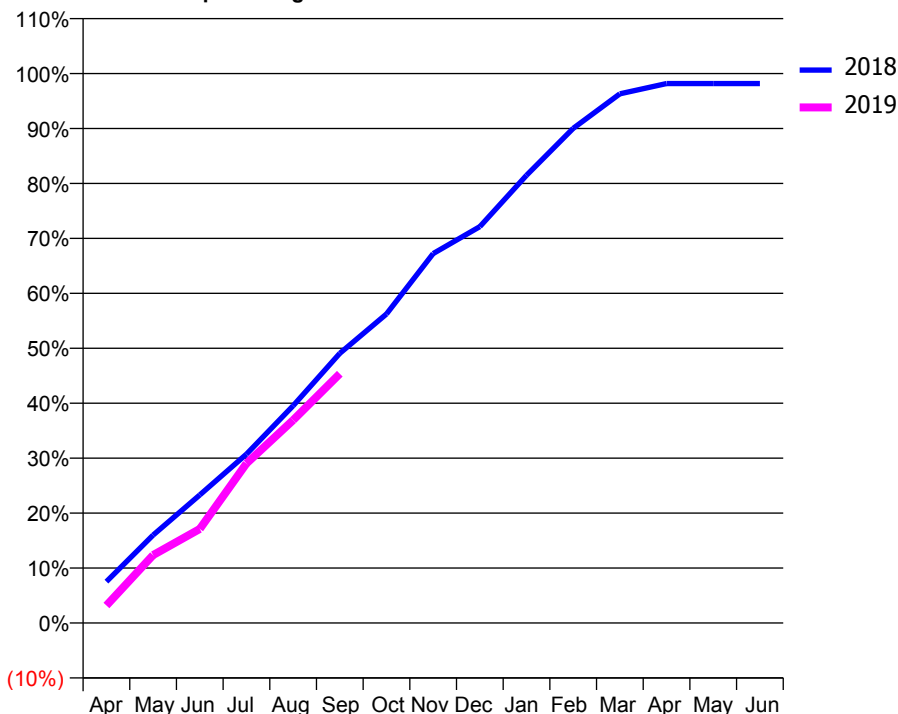
ACCESS*

Patients seen in 24 months	Total	Change since previous quarter
Quarter ending September 2017	1,800	
Quarter ending December 2017	1,739	↓
Quarter ending March 2018	1,695	↓
Quarter ending June 2018	1,687	→
Quarter ending September 2018	1,647	↓
Variance since September 2017	(8.5%)	↓



ACTIVITY

Cumulative percentage of contracted UDA delivered 2018 & 2019



Adjusted Scheduled Activity (UDA)

Month	2018	2019
April	585	248
May	1,242	959
June	1,809	1,328
July	2,385	2,253
August	3,068	2,866
September	3,810	3,521
October	4,366	
November	5,218	
December	5,599	
January	6,324	
February	6,987	
March	7,473	
April	7,619	
May	7,619	
June	7,619	

QUALITY

	Quantity	Base Number	Contract	AT	Region	England
% of FP17s for the same patient ID Re-attending within 3 months - Children	81	791	10.2%	9.9%	11.5%	11.6%
% of FP17s for the same patient ID Re-attending within 3 months - Adults	90	558	16.1%	15.6%	16.5%	15.5%
% of FP17s for the same patient ID Re-attending between 3 & 9 months - Children	520	791	65.7%	48.4%	48.5%	58.8%
% of FP17s for the same patient ID Re-attending between 3 & 9 months - Adults	291	558	52.2%	38.4%	39.1%	51.1%
% of FP17s for Band 1 Urgent Courses	95	1,298	7.3%	11.0%	10.6%	9.0%
% of FP17s Relating to Free Repair or Replacements	0	1,298	0.0%	0.5%	0.5%	0.8%
% of FP17s Relating to Continuations	1	1,298	0.1%	0.5%	0.7%	0.9%
% of Patients satisfied with the dentistry they have received	1	1	N/A	89.0%	90.5%	93.3%
% of Patients satisfied with the time they had to wait for an appointment	1	1	N/A	85.3%	85.1%	88.9%

* This is based on patients treated on this contract for their most recent course of treatment. Figures in italics indicate the base number of FP17s or Patient Questionnaire responses are less than 100. N/A is shown where the base number of responses is less than 10 during the period. % is calculated as Quantity/Base number*100

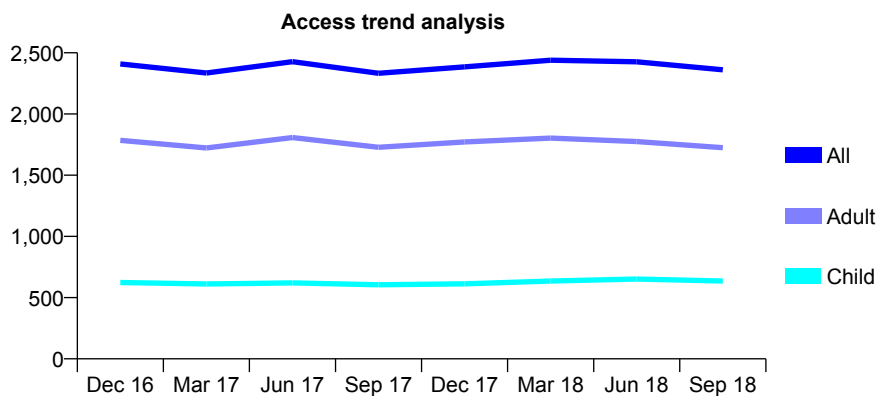
Q62 - Vital Signs At a Glance Contract Report for 187143/0001 - September 2018

Name or company name	Axfell Ltd T/A Bright Dental Practice
Contract type name	GDS Contract
Purpose of contract	General
Contract start date	01/01/2011
Contract end date	

18/19 Contracted general activity (UDA)	8,560
Carry forward general activity (UDA)	0
18/19 Contracted orthodontic activity (UOA)	0
Carry forward orthodontic activity (UOA)	0
Baseline contract value	£199,571.50

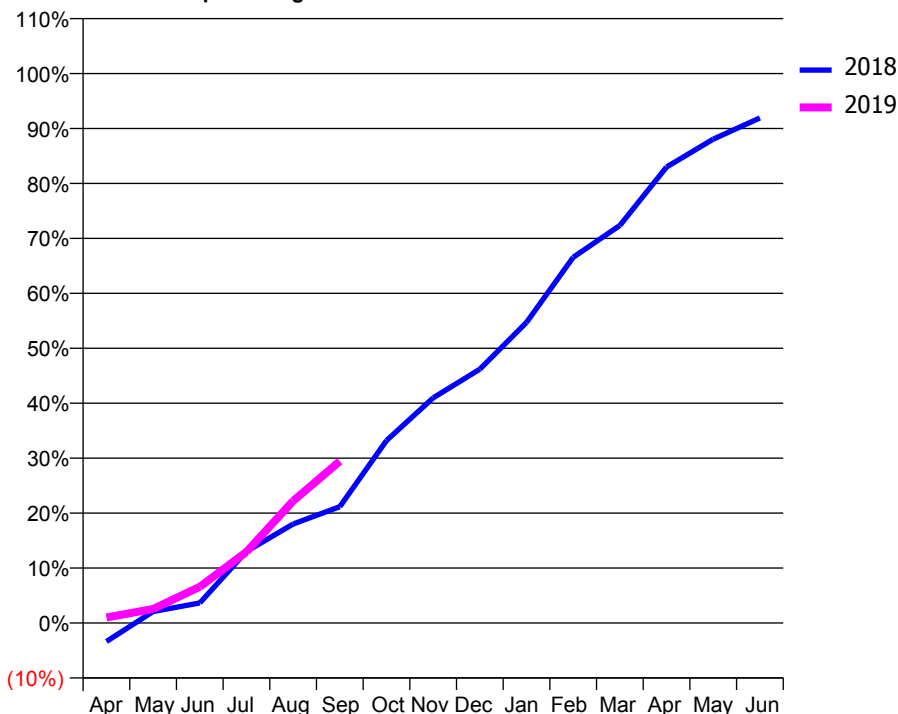
ACCESS*

Patients seen in 24 months	Total	Change since previous quarter
Quarter ending September 2017	2,333	
Quarter ending December 2017	2,385	↑
Quarter ending March 2018	2,439	↑
Quarter ending June 2018	2,427	→
Quarter ending September 2018	2,361	↓
Variance since September 2017	1.2%	→



ACTIVITY

Cumulative percentage of contracted UDA delivered 2018 & 2019



Month	Adjusted Scheduled Activity (UDA)	
	2018	2019
April	-289	85
May	180	219
June	313	564
July	1,115	1,109
August	1,542	1,902
September	1,812	2,520
October	2,843	
November	3,506	
December	3,955	
January	4,684	
February	5,698	
March	6,194	
April	7,104	
May	7,537	
June	7,867	

QUALITY

	Quantity	Base Number	Contract	AT	Region	England
% of FP17s for the same patient ID Re-attending within 3 months - Children	19	419	4.5%	9.9%	11.5%	11.6%
% of FP17s for the same patient ID Re-attending within 3 months - Adults	95	963	9.9%	15.6%	16.5%	15.5%
% of FP17s for the same patient ID Re-attending between 3 & 9 months - Children	251	419	59.9%	48.4%	48.5%	58.8%
% of FP17s for the same patient ID Re-attending between 3 & 9 months - Adults	453	963	47.0%	38.4%	39.1%	51.1%
% of FP17s for Band 1 Urgent Courses	75	957	7.8%	11.0%	10.6%	9.0%
% of FP17s Relating to Free Repair or Replacements	8	957	0.8%	0.5%	0.5%	0.8%
% of FP17s Relating to Continuations	10	957	1.0%	0.5%	0.7%	0.9%
% of Patients satisfied with the dentistry they have received	2	2	N/A	89.0%	90.5%	93.3%
% of Patients satisfied with the time they had to wait for an appointment	2	2	N/A	85.3%	85.1%	88.9%

* This is based on patients treated on this contract for their most recent course of treatment. Figures in italics indicate the base number of FP17s or Patient Questionnaire responses are less than 100. N/A is shown where the base number of responses is less than 10 during the period. % is calculated as Quantity/Base number*100

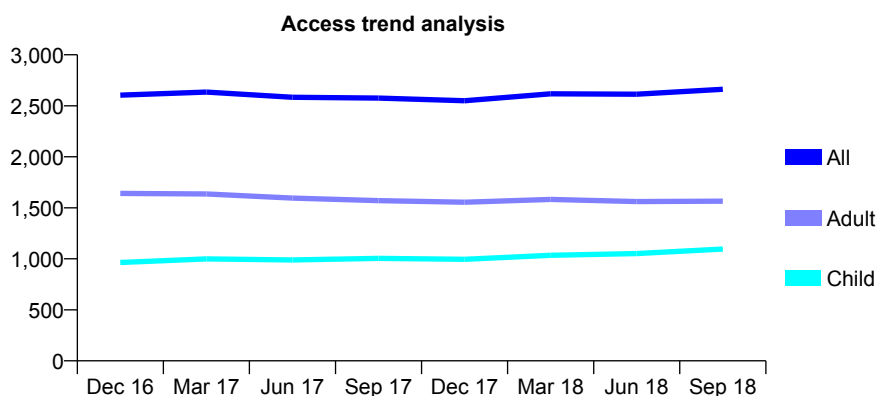
Q62 - Vital Signs At a Glance Contract Report for 189286/0001 - September 2018

Name or company name	MR M AL-JUBBAWY & MISS N JUBBAWY
Contract type name	GDS Contract
Purpose of contract	General
Contract start date	01/10/2012
Contract end date	

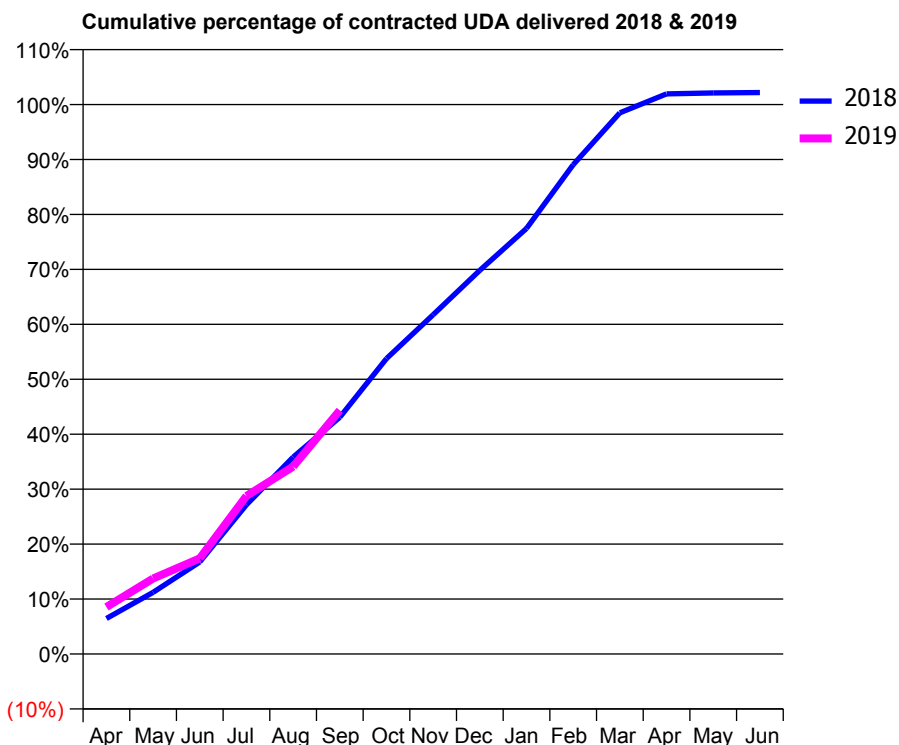
18/19 Contracted general activity (UDA)	8,503
Carry forward general activity (UDA)	-170
18/19 Contracted orthodontic activity (UOA)	0
Carry forward orthodontic activity (UOA)	0
Baseline contract value	£262,820.28

ACCESS*

Patients seen in 24 months	Total	Change since previous quarter
Quarter ending September 2017	2,576	
Quarter ending December 2017	2,550	↓
Quarter ending March 2018	2,618	↑
Quarter ending June 2018	2,614	→
Quarter ending September 2018	2,662	→
Variance since September 2017	3.3%	↑



ACTIVITY



Adjusted Scheduled Activity (UDA)		
Month	2018	2019
April	549	728
May	955	1,170
June	1,426	1,481
July	2,310	2,446
August	3,047	2,900
September	3,663	3,771
October	4,572	
November	5,250	
December	5,938	
January	6,586	
February	7,573	
March	8,374	
April	8,667	
May	8,681	
June	8,687	

QUALITY

	Quantity	Base Number	Contract	AT	Region	England
% of FP17s for the same patient ID Re-attending within 3 months - Children	18	628	2.9%	9.9%	11.5%	11.6%
% of FP17s for the same patient ID Re-attending within 3 months - Adults	65	740	8.8%	15.6%	16.5%	15.5%
% of FP17s for the same patient ID Re-attending between 3 & 9 months - Children	248	628	39.5%	48.4%	48.5%	58.8%
% of FP17s for the same patient ID Re-attending between 3 & 9 months - Adults	294	740	39.7%	38.4%	39.1%	51.1%
% of FP17s for Band 1 Urgent Courses	72	1,238	5.8%	11.0%	10.6%	9.0%
% of FP17s Relating to Free Repair or Replacements	1	1,238	0.1%	0.5%	0.5%	0.8%
% of FP17s Relating to Continuations	1	1,238	0.1%	0.5%	0.7%	0.9%
% of Patients satisfied with the dentistry they have received	0	0	N/A	89.0%	90.5%	93.3%
% of Patients satisfied with the time they had to wait for an appointment	0	0	N/A	85.3%	85.1%	88.9%

* This is based on patients treated on this contract for their most recent course of treatment. Figures in italics indicate the base number of FP17s or Patient Questionnaire responses are less than 100. N/A is shown where the base number of responses is less than 10 during the period. % is calculated as Quantity/Base number*100

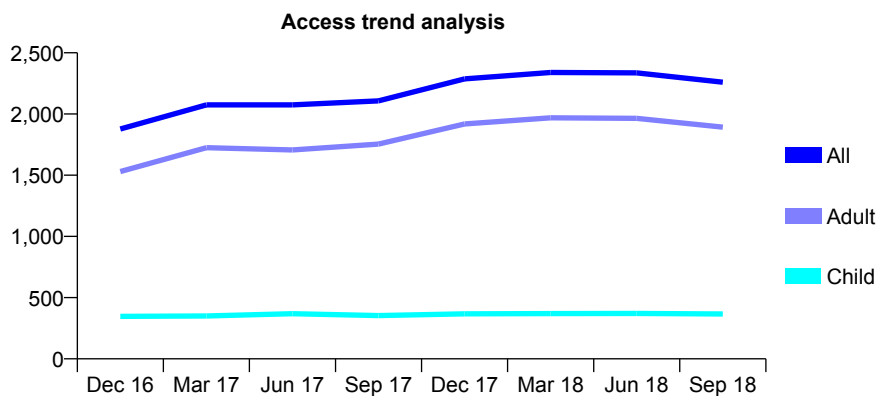
Q62 - Vital Signs At a Glance Contract Report for 189812/0001 - September 2018

Name or company name	MS M ZHAND
Contract type name	GDS Contract
Purpose of contract	General
Contract start date	01/08/2010
Contract end date	

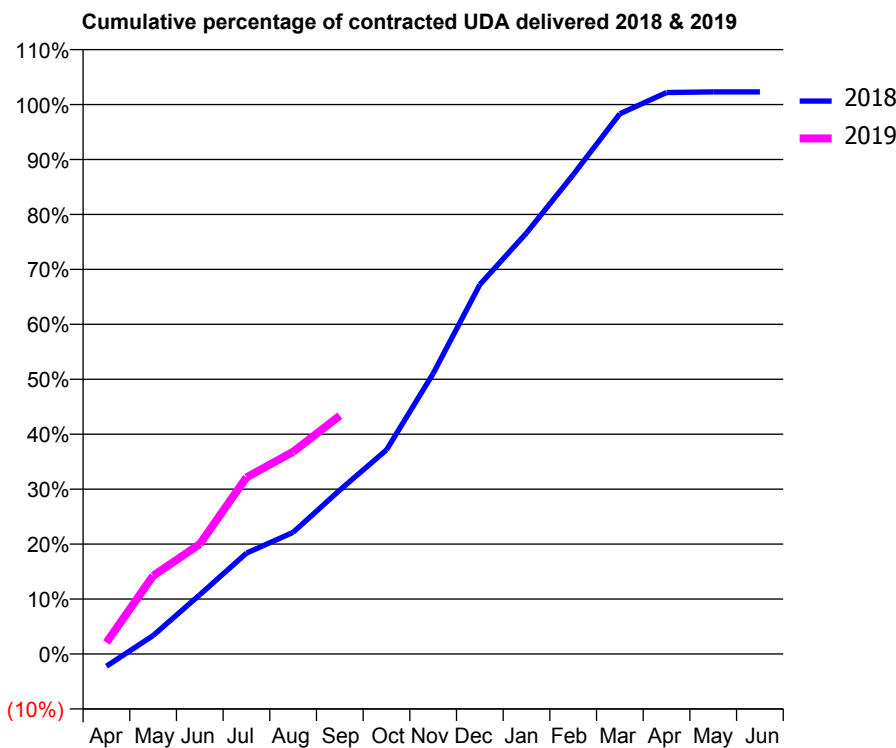
18/19 Contracted general activity (UDA)	6,084
Carry forward general activity (UDA)	-122
18/19 Contracted orthodontic activity (UOA)	0
Carry forward orthodontic activity (UOA)	0
Baseline contract value	£211,182.80

ACCESS*

Patients seen in 24 months	Total	Change since previous quarter
Quarter ending September 2017	2,107	
Quarter ending December 2017	2,287	↑
Quarter ending March 2018	2,339	↑
Quarter ending June 2018	2,336	→
Quarter ending September 2018	2,260	↓
Variance since September 2017	7.3%	↑



ACTIVITY



Month	Adjusted Scheduled Activity (UDA)	
	2018	2019
April	-137	127
May	204	865
June	656	1,218
July	1,117	1,955
August	1,348	2,240
September	1,815	2,639
October	2,260	
November	3,105	
December	4,090	
January	4,662	
February	5,308	
March	5,981	
April	6,217	
May	6,224	
June	6,224	

QUALITY

	Quantity	Base Number	Contract	AT	Region	England
% of FP17s for the same patient ID Re-attending within 3 months - Children	9	212	4.2%	9.9%	11.5%	11.6%
% of FP17s for the same patient ID Re-attending within 3 months - Adults	50	616	8.1%	15.6%	16.5%	15.5%
% of FP17s for the same patient ID Re-attending between 3 & 9 months - Children	118	212	55.7%	48.4%	48.5%	58.8%
% of FP17s for the same patient ID Re-attending between 3 & 9 months - Adults	180	616	29.2%	38.4%	39.1%	51.1%
% of FP17s for Band 1 Urgent Courses	46	735	6.3%	11.0%	10.6%	9.0%
% of FP17s Relating to Free Repair or Replacements	0	735	0.0%	0.5%	0.5%	0.8%
% of FP17s Relating to Continuations	1	735	0.1%	0.5%	0.7%	0.9%
% of Patients satisfied with the dentistry they have received	1	1	N/A	89.0%	90.5%	93.3%
% of Patients satisfied with the time they had to wait for an appointment	1	1	N/A	85.3%	85.1%	88.9%

* This is based on patients treated on this contract for their most recent course of treatment. Figures in italics indicate the base number of FP17s or Patient Questionnaire responses are less than 100. N/A is shown where the base number of responses is less than 10 during the period. % is calculated as Quantity/Base number*100

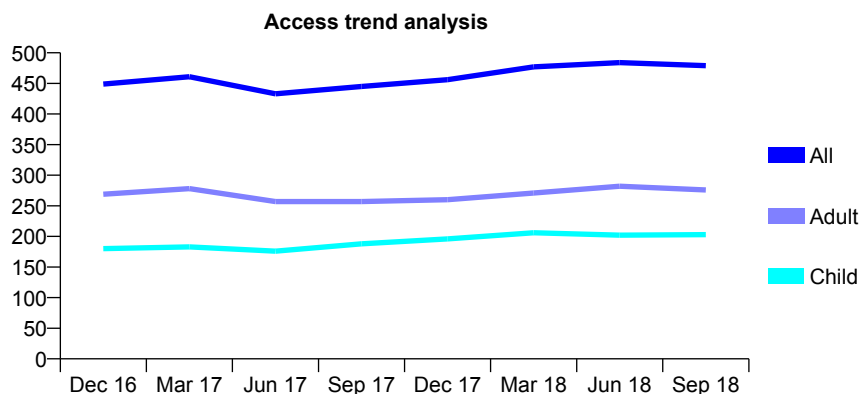
Q62 - Vital Signs At a Glance Contract Report for 190195/0003 - September 2018

Name or company name	Xeon Smiles UK Ltd
Contract type name	GDS Contract
Purpose of contract	General
Contract start date	01/04/2006
Contract end date	

18/19 Contracted general activity (UDA)	2,685
Carry forward general activity (UDA)	-35
18/19 Contracted orthodontic activity (UOA)	0
Carry forward orthodontic activity (UOA)	0
Baseline contract value	£65,590.63

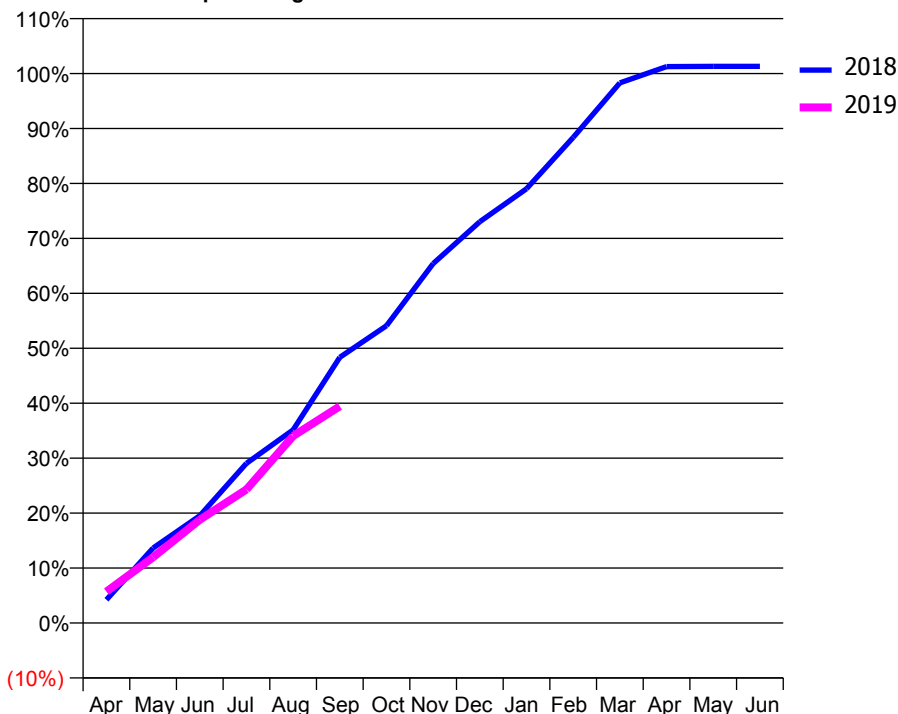
ACCESS*

Patients seen in 24 months	Total	Change since previous quarter
Quarter ending September 2017	445	
Quarter ending December 2017	456	↑
Quarter ending March 2018	477	↑
Quarter ending June 2018	484	→
Quarter ending September 2018	479	↓
Variance since September 2017	7.6%	↑



ACTIVITY

Cumulative percentage of contracted UDA delivered 2018 & 2019



Adjusted Scheduled Activity (UDA)		
Month	2018	2019
April	113	154
May	367	321
June	524	505
July	780	653
August	944	914
September	1,298	1,059
October	1,453	
November	1,756	
December	1,961	
January	2,122	
February	2,373	
March	2,639	
April	2,719	
May	2,720	
June	2,720	

QUALITY

	Quantity	Base Number	Contract	AT	Region	England
% of FP17s for the same patient ID Re-attending within 3 months - Children	26	180	14.4%	9.9%	11.5%	11.6%
% of FP17s for the same patient ID Re-attending within 3 months - Adults	52	204	25.5%	15.6%	16.5%	15.5%
% of FP17s for the same patient ID Re-attending between 3 & 9 months - Children	112	180	62.2%	48.4%	48.5%	58.8%
% of FP17s for the same patient ID Re-attending between 3 & 9 months - Adults	105	204	51.5%	38.4%	39.1%	51.1%
% of FP17s for Band 1 Urgent Courses	18	352	5.1%	11.0%	10.6%	9.0%
% of FP17s Relating to Free Repair or Replacements	2	352	0.6%	0.5%	0.5%	0.8%
% of FP17s Relating to Continuations	1	352	0.3%	0.5%	0.7%	0.9%
% of Patients satisfied with the dentistry they have received	1	1	N/A	89.0%	90.5%	93.3%
% of Patients satisfied with the time they had to wait for an appointment	1	1	N/A	85.3%	85.1%	88.9%

* This is based on patients treated on this contract for their most recent course of treatment. Figures in italics indicate the base number of FP17s or Patient Questionnaire responses are less than 100. N/A is shown where the base number of responses is less than 10 during the period. % is calculated as Quantity/Base number*100

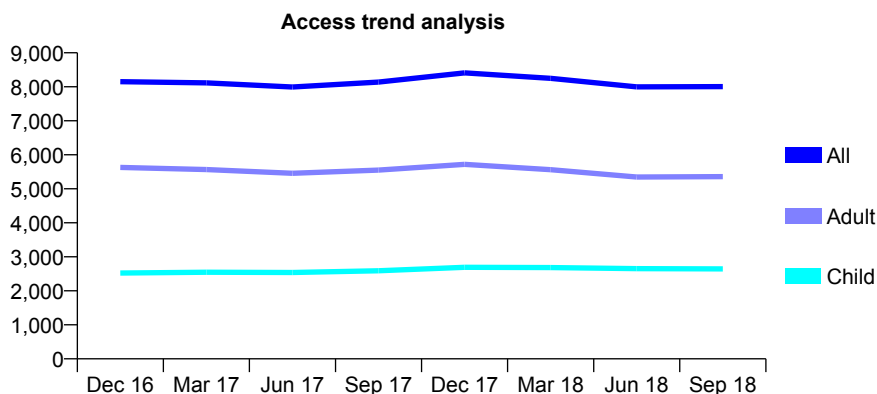
Q62 - Vital Signs At a Glance Contract Report for 191345/0001 - September 2018

Name or company name	Mr. AS Yousif and Mr. ZM Shamoon
Contract type name	GDS Contract
Purpose of contract	General
Contract start date	01/05/2013
Contract end date	

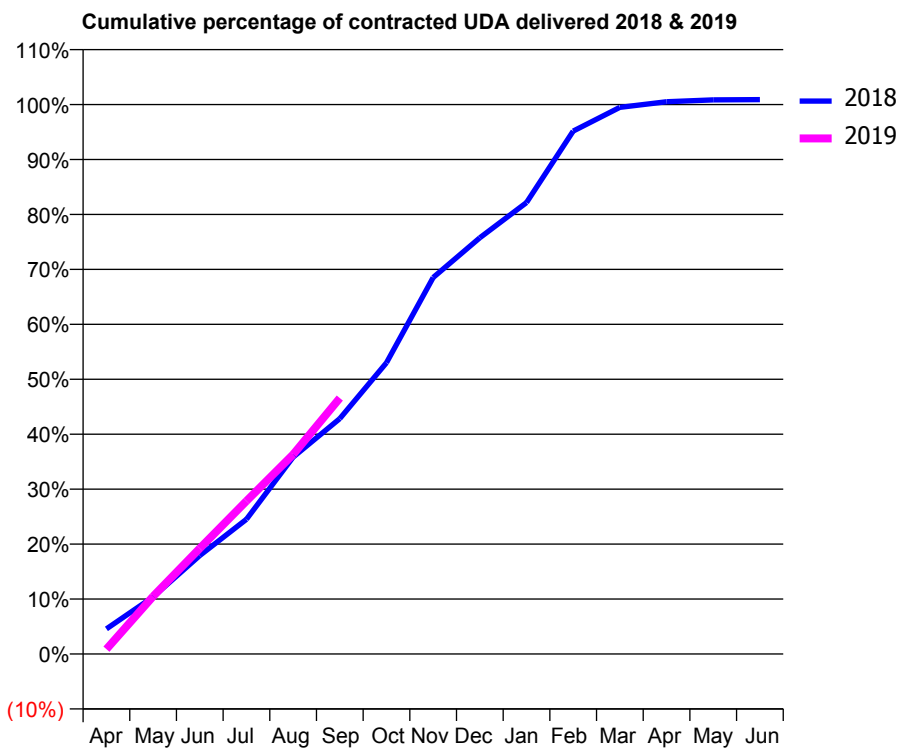
18/19 Contracted general activity (UDA)	22,048
Carry forward general activity (UDA)	-197
18/19 Contracted orthodontic activity (UOA)	0
Carry forward orthodontic activity (UOA)	0
Baseline contract value	£603,767.13

ACCESS*

Patients seen in 24 months	Total	Change since previous quarter
Quarter ending September 2017	8,140	
Quarter ending December 2017	8,411	↑
Quarter ending March 2018	8,250	↓
Quarter ending June 2018	7,997	↓
Quarter ending September 2018	8,006	→
Variance since September 2017	(1.6%)	↓



ACTIVITY



Month	Adjusted Scheduled Activity (UDA)	
	2018	2019
April	1,011	197
May	2,292	2,312
June	3,949	4,243
July	5,404	6,138
August	7,898	8,007
September	9,446	10,269
October	11,686	
November	15,104	
December	16,700	
January	18,115	
February	20,980	
March	21,932	
April	22,158	
May	22,234	
June	22,245	

QUALITY

	Quantity	Base Number	Contract	AT	Region	England
% of FP17s for the same patient ID Re-attending within 3 months - Children	130	1,722	7.5%	9.9%	11.5%	11.6%
% of FP17s for the same patient ID Re-attending within 3 months - Adults	368	2,876	12.8%	15.6%	16.5%	15.5%
% of FP17s for the same patient ID Re-attending between 3 & 9 months - Children	768	1,722	44.6%	48.4%	48.5%	58.8%
% of FP17s for the same patient ID Re-attending between 3 & 9 months - Adults	947	2,876	32.9%	38.4%	39.1%	51.1%
% of FP17s for Band 1 Urgent Courses	473	4,238	11.2%	11.0%	10.6%	9.0%
% of FP17s Relating to Free Repair or Replacements	2	4,238	0.0%	0.5%	0.5%	0.8%
% of FP17s Relating to Continuations	7	4,238	0.2%	0.5%	0.7%	0.9%
% of Patients satisfied with the dentistry they have received	1	1	N/A	89.0%	90.5%	93.3%
% of Patients satisfied with the time they had to wait for an appointment	1	1	N/A	85.3%	85.1%	88.9%

* This is based on patients treated on this contract for their most recent course of treatment. Figures in italics indicate the base number of FP17s or Patient Questionnaire responses are less than 100. N/A is shown where the base number of responses is less than 10 during the period. % is calculated as Quantity/Base number*100

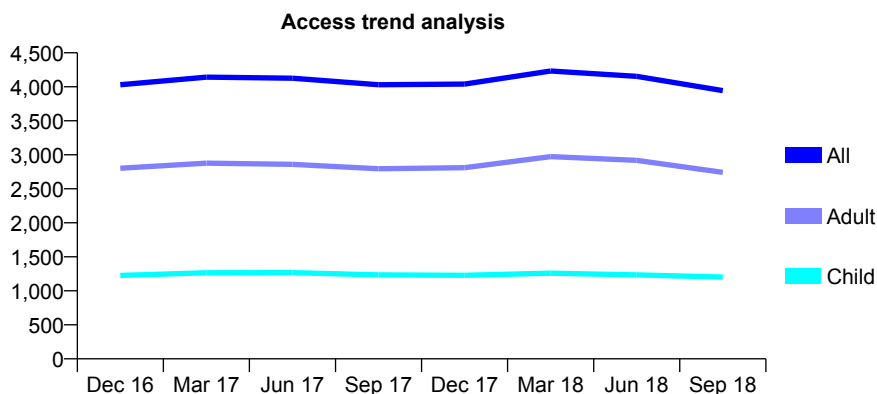
Q62 - Vital Signs At a Glance Contract Report for 191507/0001 - September 2018

Name or company name	Perfect Smile
Contract type name	GDS Contract
Purpose of contract	General
Contract start date	01/01/2012
Contract end date	

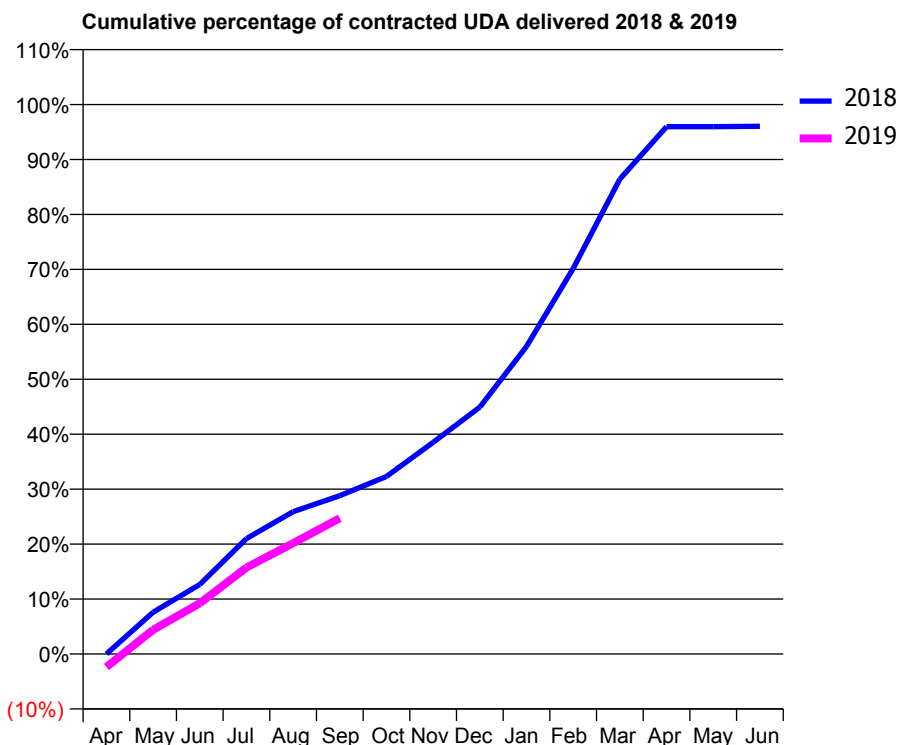
18/19 Contracted general activity (UDA)	9,616
Carry forward general activity (UDA)	382
18/19 Contracted orthodontic activity (UOA)	0
Carry forward orthodontic activity (UOA)	0
Baseline contract value	£253,849.76

ACCESS*

Patients seen in 24 months	Total	Change since previous quarter
Quarter ending September 2017	4,031	
Quarter ending December 2017	4,040	→
Quarter ending March 2018	4,233	↑
Quarter ending June 2018	4,153	↓
Quarter ending September 2018	3,945	↓
Variance since September 2017	(2.1%)	↓



ACTIVITY



Month	Adjusted Scheduled Activity (UDA)	
	2018	2019
April	1	-231
May	732	422
June	1,217	887
July	2,019	1,514
August	2,491	1,939
September	2,772	2,378
October	3,107	
November	3,704	
December	4,321	
January	5,383	
February	6,748	
March	8,310	
April	9,229	
May	9,228	
June	9,234	

QUALITY

	Quantity	Base Number	Contract	AT	Region	England
% of FP17s for the same patient ID Re-attending within 3 months - Children	40	580	6.9%	9.9%	11.5%	11.6%
% of FP17s for the same patient ID Re-attending within 3 months - Adults	177	1,084	16.3%	15.6%	16.5%	15.5%
% of FP17s for the same patient ID Re-attending between 3 & 9 months - Children	325	580	56.0%	48.4%	48.5%	58.8%
% of FP17s for the same patient ID Re-attending between 3 & 9 months - Adults	368	1,084	33.9%	38.4%	39.1%	51.1%
% of FP17s for Band 1 Urgent Courses	214	1,352	15.8%	11.0%	10.6%	9.0%
% of FP17s Relating to Free Repair or Replacements	5	1,352	0.4%	0.5%	0.5%	0.8%
% of FP17s Relating to Continuations	11	1,352	0.8%	0.5%	0.7%	0.9%
% of Patients satisfied with the dentistry they have received	3	3	N/A	89.0%	90.5%	93.3%
% of Patients satisfied with the time they had to wait for an appointment	3	3	N/A	85.3%	85.1%	88.9%

* This is based on patients treated on this contract for their most recent course of treatment. Figures in italics indicate the base number of FP17s or Patient Questionnaire responses are less than 100. N/A is shown where the base number of responses is less than 10 during the period. % is calculated as Quantity/Base number*100

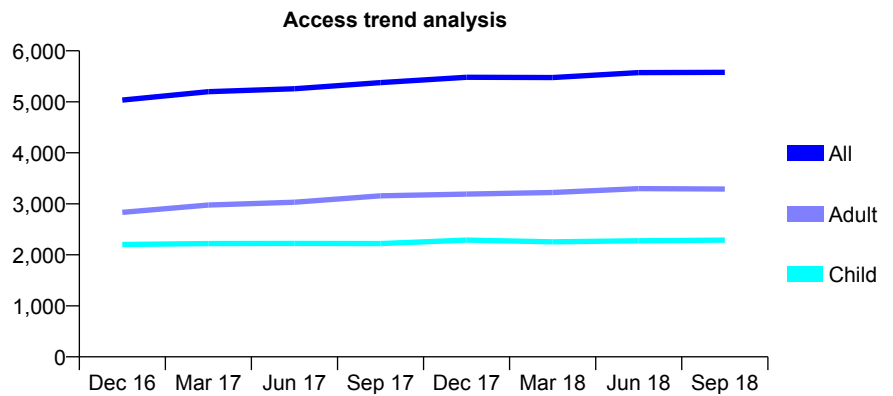
Q62 - Vital Signs At a Glance Contract Report for 193631/0001 - September 2018

Name or company name	Dr Natasha Luthra & Dr Trishna Dhot
Contract type name	GDS Contract
Purpose of contract	General
Contract start date	01/06/2013
Contract end date	

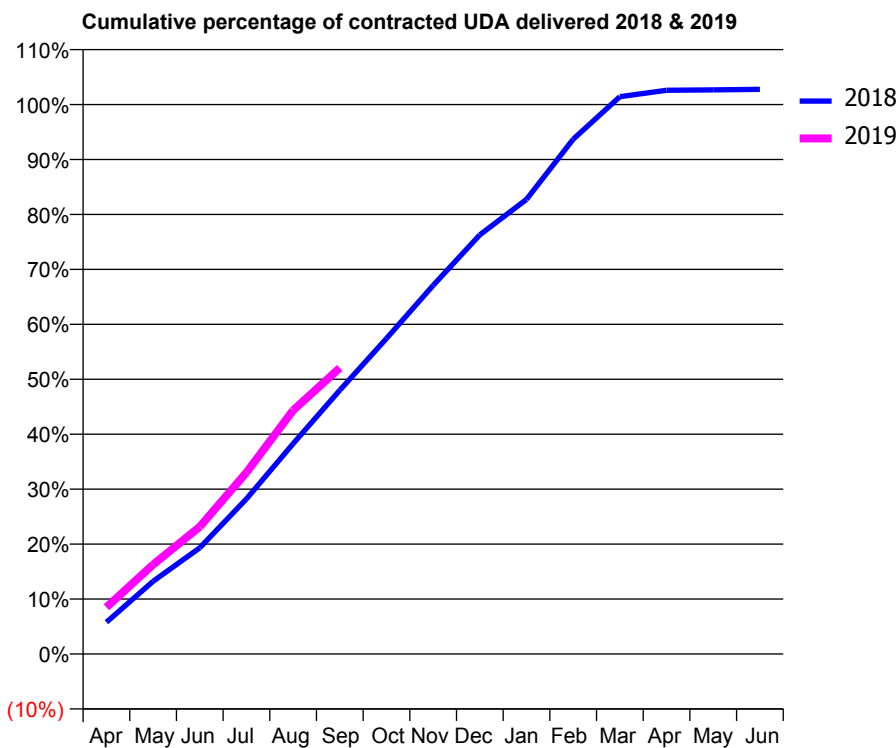
18/19 Contracted general activity (UDA)	12,297
Carry forward general activity (UDA)	-246
18/19 Contracted orthodontic activity (UOA)	0
Carry forward orthodontic activity (UOA)	0
Baseline contract value	£272,408.55

ACCESS*

Patients seen in 24 months	Total	Change since previous quarter
Quarter ending September 2017	5,376	
Quarter ending December 2017	5,480	→
Quarter ending March 2018	5,475	→
Quarter ending June 2018	5,572	→
Quarter ending September 2018	5,578	→
Variance since September 2017	3.8%	↑



ACTIVITY



Adjusted Scheduled Activity (UDA)		
Month	2018	2019
April	711	1,045
May	1,628	2,001
June	2,376	2,850
July	3,471	4,062
August	4,708	5,454
September	5,903	6,401
October	7,062	
November	8,250	
December	9,381	
January	10,175	
February	11,520	
March	12,473	
April	12,616	
May	12,626	
June	12,636	

QUALITY

	Quantity	Base Number	Contract	AT	Region	England
% of FP17s for the same patient ID Re-attending within 3 months - Children	89	1,535	5.8%	9.9%	11.5%	11.6%
% of FP17s for the same patient ID Re-attending within 3 months - Adults	207	1,850	11.2%	15.6%	16.5%	15.5%
% of FP17s for the same patient ID Re-attending between 3 & 9 months - Children	838	1,535	54.6%	48.4%	48.5%	58.8%
% of FP17s for the same patient ID Re-attending between 3 & 9 months - Adults	854	1,850	46.2%	38.4%	39.1%	51.1%
% of FP17s for Band 1 Urgent Courses	182	3,318	5.5%	11.0%	10.6%	9.0%
% of FP17s Relating to Free Repair or Replacements	16	3,318	0.5%	0.5%	0.5%	0.8%
% of FP17s Relating to Continuations	4	3,318	0.1%	0.5%	0.7%	0.9%
% of Patients satisfied with the dentistry they have received	3	3	N/A	89.0%	90.5%	93.3%
% of Patients satisfied with the time they had to wait for an appointment	2	3	N/A	85.3%	85.1%	88.9%

* This is based on patients treated on this contract for their most recent course of treatment. Figures in italics indicate the base number of FP17s or Patient Questionnaire responses are less than 100. N/A is shown where the base number of responses is less than 10 during the period. % is calculated as Quantity/Base number*100

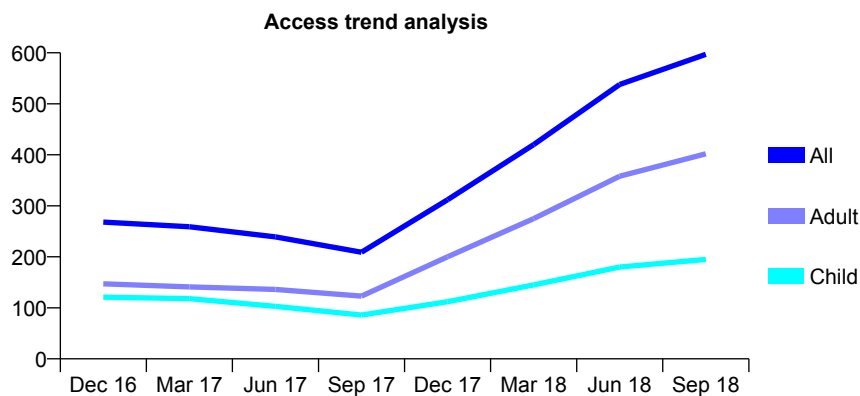
Q62 - Vital Signs At a Glance Contract Report for 194522/0001 - September 2018

Name or company name	Bhutta, Padayachee and associates
Contract type name	GDS Contract
Purpose of contract	General
Contract start date	01/04/2011
Contract end date	

18/19 Contracted general activity (UDA)	720
Carry forward general activity (UDA)	26
18/19 Contracted orthodontic activity (UOA)	0
Carry forward orthodontic activity (UOA)	0
Baseline contract value	£19,793.85

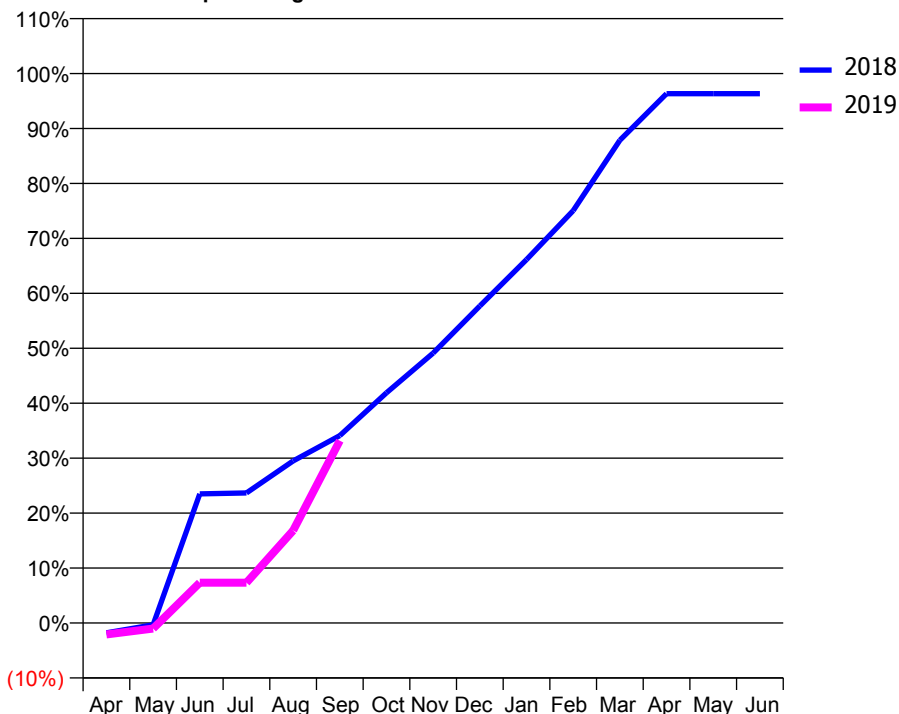
ACCESS*

Patients seen in 24 months	Total	Change since previous quarter
Quarter ending September 2017	209	
Quarter ending December 2017	312	↑
Quarter ending March 2018	420	↑
Quarter ending June 2018	538	↑
Quarter ending September 2018	597	↑
Variance since September 2017	185.6%	↑



ACTIVITY

Cumulative percentage of contracted UDA delivered 2018 & 2019



Adjusted Scheduled Activity (UDA)

Month	2018	2019
April	-13	-15
May	-3	-7
June	169	53
July	170	53
August	212	121
September	246	239
October	302	
November	354	
December	415	
January	476	
February	540	
March	633	
April	694	
May	694	
June	694	

QUALITY

	Quantity	Base Number	Contract	AT	Region	England
% of FP17s for the same patient ID Re-attending within 3 months - Children	11	161	6.8%	9.9%	11.5%	11.6%
% of FP17s for the same patient ID Re-attending within 3 months - Adults	25	308	8.1%	15.6%	16.5%	15.5%
% of FP17s for the same patient ID Re-attending between 3 & 9 months - Children	31	161	19.3%	48.4%	48.5%	58.8%
% of FP17s for the same patient ID Re-attending between 3 & 9 months - Adults	29	308	9.4%	38.4%	39.1%	51.1%
% of FP17s for Band 1 Urgent Courses	20	101	19.8%	11.0%	10.6%	9.0%
% of FP17s Relating to Free Repair or Replacements	0	101	0.0%	0.5%	0.5%	0.8%
% of FP17s Relating to Continuations	0	101	0.0%	0.5%	0.7%	0.9%
% of Patients satisfied with the dentistry they have received	1	1	N/A	89.0%	90.5%	93.3%
% of Patients satisfied with the time they had to wait for an appointment	1	1	N/A	85.3%	85.1%	88.9%

* This is based on patients treated on this contract for their most recent course of treatment. Figures in italics indicate the base number of FP17s or Patient Questionnaire responses are less than 100. N/A is shown where the base number of responses is less than 10 during the period. % is calculated as Quantity/Base number*100

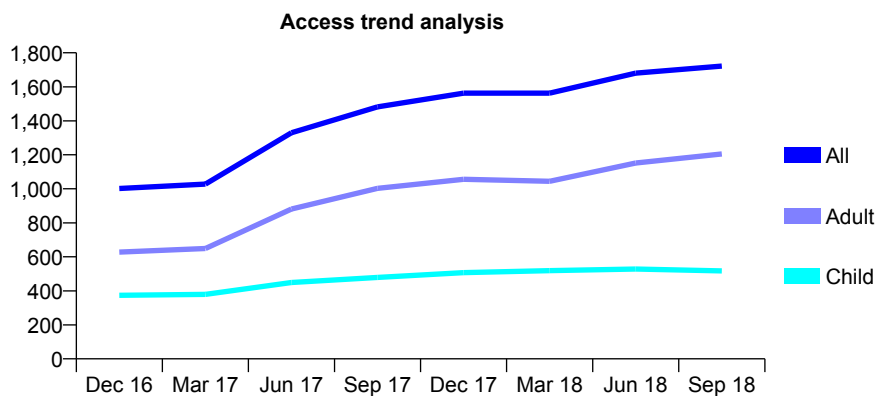
Q62 - Vital Signs At a Glance Contract Report for 198080/0001 - September 2018

Name or company name	Smile For Life
Contract type name	GDS Contract
Purpose of contract	General
Contract start date	01/11/2015
Contract end date	

18/19 Contracted general activity (UDA)	8,136
Carry forward general activity (UDA)	0
18/19 Contracted orthodontic activity (UOA)	0
Carry forward orthodontic activity (UOA)	0
Baseline contract value	£286,594.54

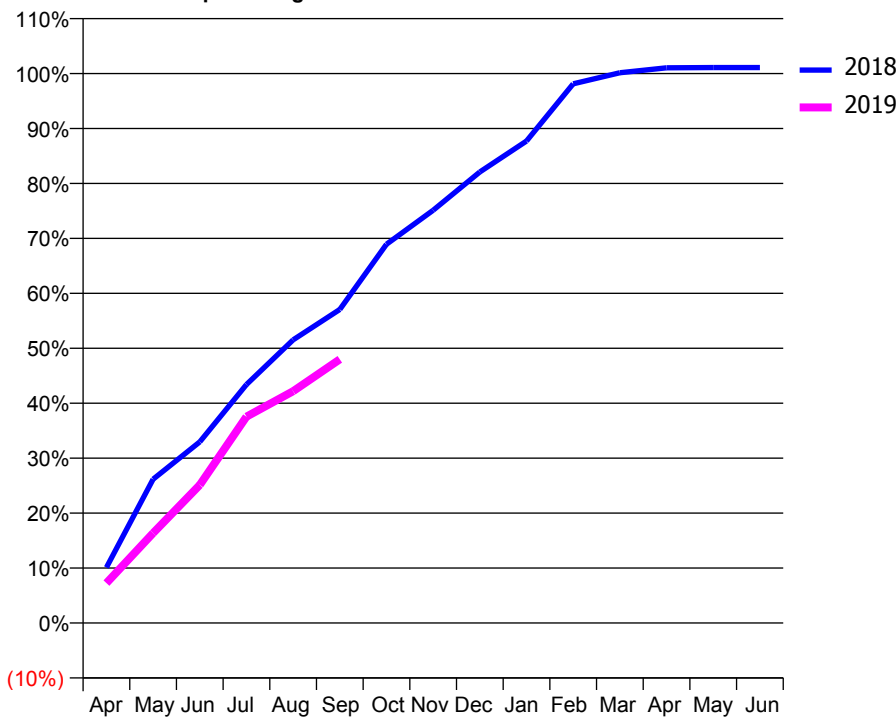
ACCESS*

Patients seen in 24 months	Total	Change since previous quarter
Quarter ending September 2017	1,482	
Quarter ending December 2017	1,563	↑
Quarter ending March 2018	1,563	→
Quarter ending June 2018	1,680	↑
Quarter ending September 2018	1,722	↑
Variance since September 2017	16.2%	↑



ACTIVITY

Cumulative percentage of contracted UDA delivered 2018 & 2019



Adjusted Scheduled Activity (UDA)

Month	2018	2019
April	822	592
May	2,129	1,331
June	2,682	2,045
July	3,531	3,056
August	4,193	3,432
September	4,642	3,904
October	5,608	
November	6,111	
December	6,678	
January	7,136	
February	7,983	
March	8,146	
April	8,219	
May	8,223	
June	8,223	

QUALITY

	Quantity	Base Number	Contract	AT	Region	England
% of FP17s for the same patient ID Re-attending within 3 months - Children	33	377	8.8%	9.9%	11.5%	11.6%
% of FP17s for the same patient ID Re-attending within 3 months - Adults	65	791	8.2%	15.6%	16.5%	15.5%
% of FP17s for the same patient ID Re-attending between 3 & 9 months - Children	202	377	53.6%	48.4%	48.5%	58.8%
% of FP17s for the same patient ID Re-attending between 3 & 9 months - Adults	358	791	45.3%	38.4%	39.1%	51.1%
% of FP17s for Band 1 Urgent Courses	23	1,103	2.1%	11.0%	10.6%	9.0%
% of FP17s Relating to Free Repair or Replacements	3	1,103	0.3%	0.5%	0.5%	0.8%
% of FP17s Relating to Continuations	7	1,103	0.6%	0.5%	0.7%	0.9%
% of Patients satisfied with the dentistry they have received	0	0	N/A	89.0%	90.5%	93.3%
% of Patients satisfied with the time they had to wait for an appointment	0	0	N/A	85.3%	85.1%	88.9%

* This is based on patients treated on this contract for their most recent course of treatment. Figures in italics indicate the base number of FP17s or Patient Questionnaire responses are less than 100. N/A is shown where the base number of responses is less than 10 during the period. % is calculated as Quantity/Base number*100

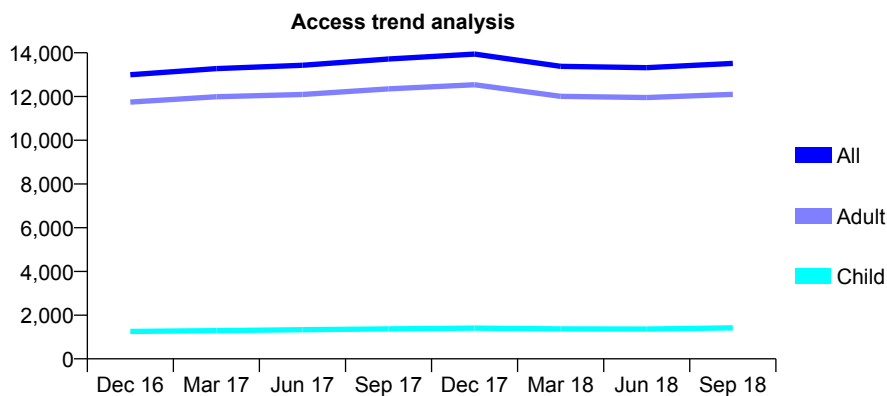
Q62 - Vital Signs At a Glance Contract Report for 199303/0001 - September 2018

Name or company name	Mrs R Szasz & Miss E Szasz
Contract type name	GDS Contract
Purpose of contract	General
Contract start date	01/07/2012
Contract end date	

18/19 Contracted general activity (UDA)	32,422
Carry forward general activity (UDA)	-98
18/19 Contracted orthodontic activity (UOA)	0
Carry forward orthodontic activity (UOA)	0
Baseline contract value	£1,144,873.33

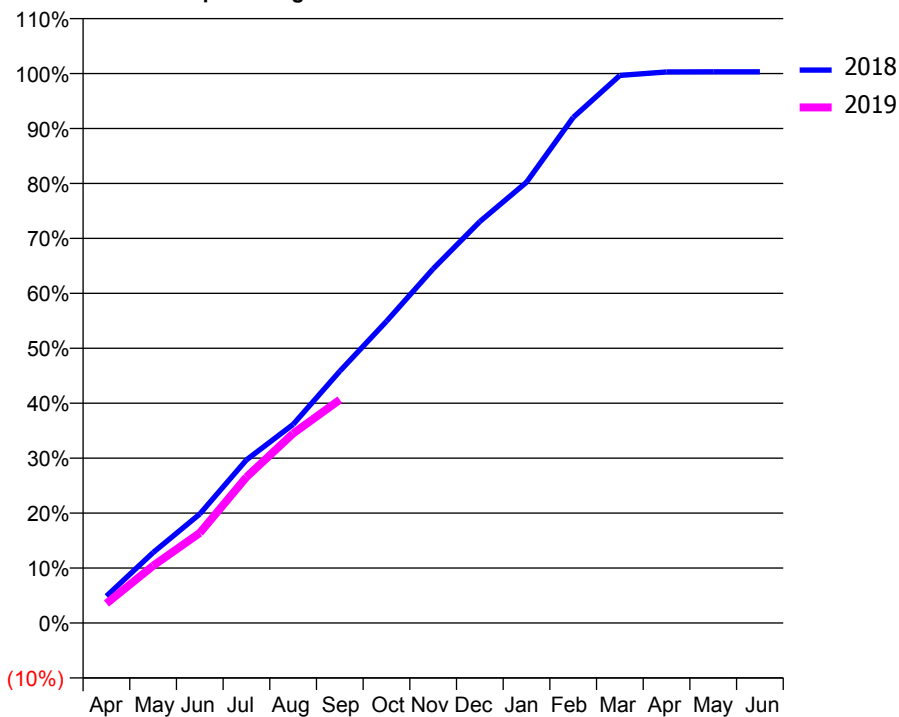
ACCESS*

Patients seen in 24 months	Total	Change since previous quarter
Quarter ending September 2017	13,719	
Quarter ending December 2017	13,944	→
Quarter ending March 2018	13,378	↓
Quarter ending June 2018	13,321	→
Quarter ending September 2018	13,518	→
Variance since September 2017	(1.5%)	↓



ACTIVITY

Cumulative percentage of contracted UDA delivered 2018 & 2019



Month	Adjusted Scheduled Activity (UDA)	
	2018	2019
April	1,589	1,154
May	4,158	3,378
June	6,428	5,311
July	9,629	8,615
August	11,718	11,188
September	14,860	13,177
October	17,798	
November	20,900	
December	23,685	
January	26,010	
February	29,828	
March	32,305	
April	32,516	
May	32,520	
June	32,520	

QUALITY

	Quantity	Base Number	Contract	AT	Region	England
% of FP17s for the same patient ID Re-attending within 3 months - Children	35	595	5.9%	9.9%	11.5%	11.6%
% of FP17s for the same patient ID Re-attending within 3 months - Adults	841	5,250	16.0%	15.6%	16.5%	15.5%
% of FP17s for the same patient ID Re-attending between 3 & 9 months - Children	162	595	27.2%	48.4%	48.5%	58.8%
% of FP17s for the same patient ID Re-attending between 3 & 9 months - Adults	1,149	5,250	21.9%	38.4%	39.1%	51.1%
% of FP17s for Band 1 Urgent Courses	1,172	5,434	21.6%	11.0%	10.6%	9.0%
% of FP17s Relating to Free Repair or Replacements	67	5,434	1.2%	0.5%	0.5%	0.8%
% of FP17s Relating to Continuations	42	5,434	0.8%	0.5%	0.7%	0.9%
% of Patients satisfied with the dentistry they have received	7	8	N/A	89.0%	90.5%	93.3%
% of Patients satisfied with the time they had to wait for an appointment	7	8	N/A	85.3%	85.1%	88.9%

* This is based on patients treated on this contract for their most recent course of treatment. Figures in italics indicate the base number of FP17s or Patient Questionnaire responses are less than 100. N/A is shown where the base number of responses is less than 10 during the period. % is calculated as Quantity/Base number*100

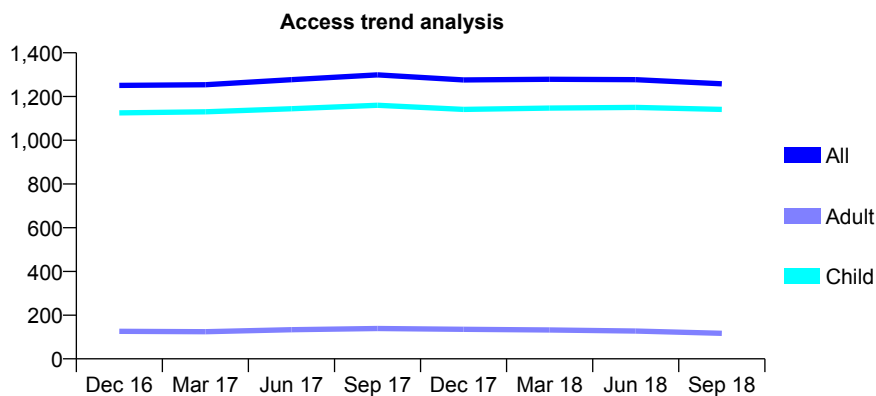
Q62 - Vital Signs At a Glance Contract Report for 199680/0001 - September 2018

Name or company name	KINGSEND DENTAL HEALTH CENTRE
Contract type name	GDS Contract
Purpose of contract	General
Contract start date	13/02/2008
Contract end date	

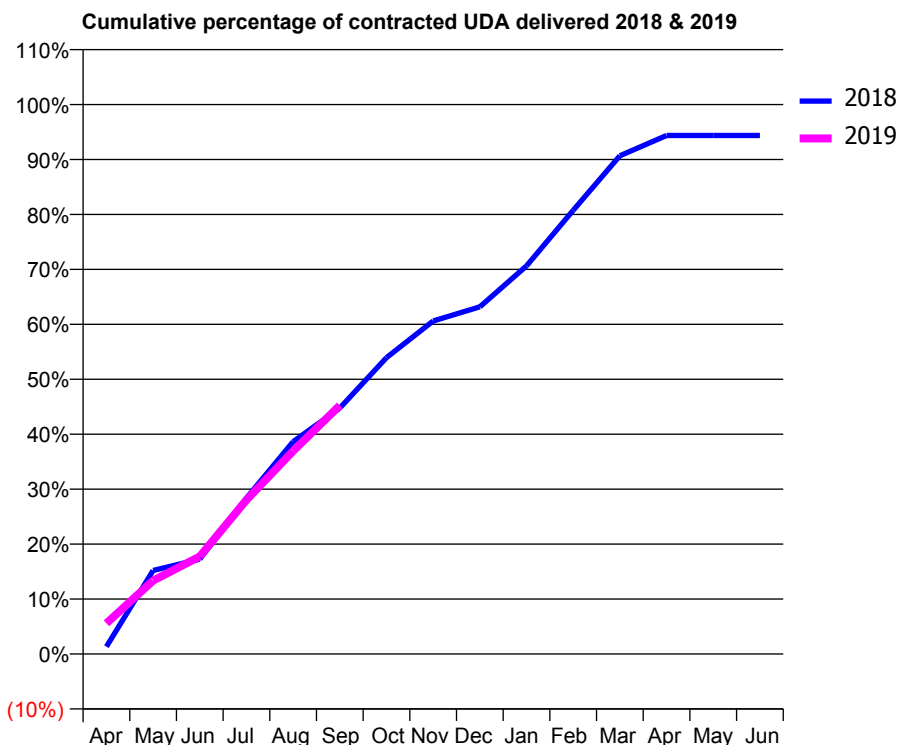
18/19 Contracted general activity (UDA)	2,800
Carry forward general activity (UDA)	0
18/19 Contracted orthodontic activity (UOA)	0
Carry forward orthodontic activity (UOA)	0
Baseline contract value	£59,156.15

ACCESS*

Patients seen in 24 months	Total	Change since previous quarter
Quarter ending September 2017	1,299	
Quarter ending December 2017	1,276	↓
Quarter ending March 2018	1,279	→
Quarter ending June 2018	1,277	→
Quarter ending September 2018	1,258	↓
Variance since September 2017	(3.2%)	↓



ACTIVITY



Month	Adjusted Scheduled Activity (UDA)	
	2018	2019
April	38	157
May	426	374
June	483	497
July	794	785
August	1,082	1,034
September	1,254	1,267
October	1,510	
November	1,697	
December	1,769	
January	1,978	
February	2,261	
March	2,539	
April	2,642	
May	2,642	
June	2,642	

QUALITY

	Quantity	Base Number	Contract	AT	Region	England
% of FP17s for the same patient ID Re-attending within 3 months - Children	85	840	10.1%	9.9%	11.5%	11.6%
% of FP17s for the same patient ID Re-attending within 3 months - Adults	2	28	7.1%	15.6%	16.5%	15.5%
% of FP17s for the same patient ID Re-attending between 3 & 9 months - Children	429	840	51.1%	48.4%	48.5%	58.8%
% of FP17s for the same patient ID Re-attending between 3 & 9 months - Adults	15	28	53.6%	38.4%	39.1%	51.1%
% of FP17s for Band 1 Urgent Courses	33	810	4.1%	11.0%	10.6%	9.0%
% of FP17s Relating to Free Repair or Replacements	1	810	0.1%	0.5%	0.5%	0.8%
% of FP17s Relating to Continuations	7	810	0.9%	0.5%	0.7%	0.9%
% of Patients satisfied with the dentistry they have received	1	1	N/A	89.0%	90.5%	93.3%
% of Patients satisfied with the time they had to wait for an appointment	1	1	N/A	85.3%	85.1%	88.9%

* This is based on patients treated on this contract for their most recent course of treatment. Figures in italics indicate the base number of FP17s or Patient Questionnaire responses are less than 100. N/A is shown where the base number of responses is less than 10 during the period. % is calculated as Quantity/Base number*100

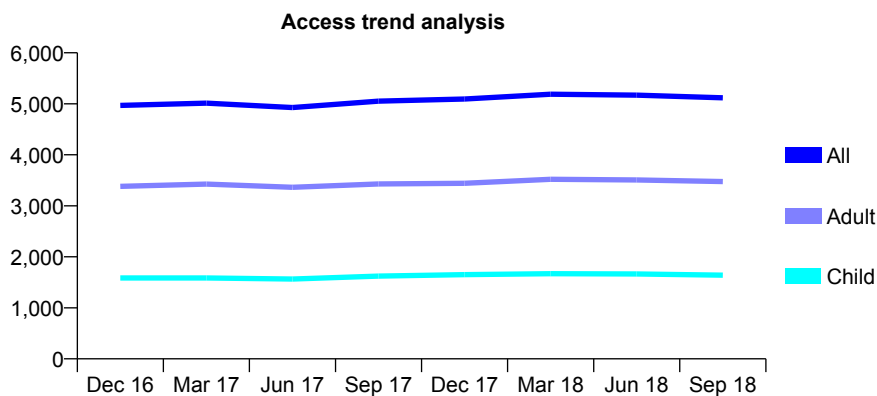
Q62 - Vital Signs At a Glance Contract Report for 202231/0002 - September 2018

Name or company name	VND Partnership
Contract type name	GDS Contract
Purpose of contract	General
Contract start date	01/05/2010
Contract end date	

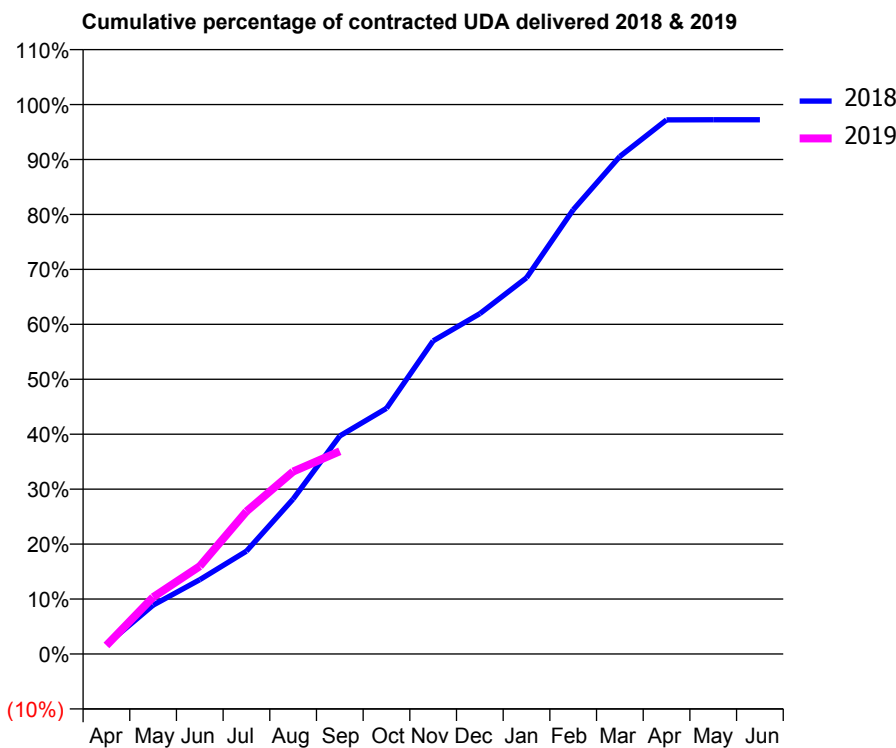
18/19 Contracted general activity (UDA)	12,995
Carry forward general activity (UDA)	361
18/19 Contracted orthodontic activity (UOA)	0
Carry forward orthodontic activity (UOA)	0
Baseline contract value	£384,185.19

ACCESS*

Patients seen in 24 months	Total	Change since previous quarter
Quarter ending September 2017	5,053	
Quarter ending December 2017	5,095	→
Quarter ending March 2018	5,188	→
Quarter ending June 2018	5,171	→
Quarter ending September 2018	5,117	↓
Variance since September 2017	1.3%	→



ACTIVITY



Month	Adjusted Scheduled Activity (UDA)	
	2018	2019
April	223	203
May	1,156	1,345
June	1,760	2,076
July	2,434	3,373
August	3,667	4,315
September	5,157	4,795
October	5,811	
November	7,406	
December	8,050	
January	8,897	
February	10,505	
March	11,767	
April	12,632	
May	12,634	
June	12,634	

QUALITY

	Quantity	Base Number	Contract	AT	Region	England
% of FP17s for the same patient ID Re-attending within 3 months - Children	67	935	7.2%	9.9%	11.5%	11.6%
% of FP17s for the same patient ID Re-attending within 3 months - Adults	216	1,699	12.7%	15.6%	16.5%	15.5%
% of FP17s for the same patient ID Re-attending between 3 & 9 months - Children	420	935	44.9%	48.4%	48.5%	58.8%
% of FP17s for the same patient ID Re-attending between 3 & 9 months - Adults	634	1,699	37.3%	38.4%	39.1%	51.1%
% of FP17s for Band 1 Urgent Courses	178	2,087	8.5%	11.0%	10.6%	9.0%
% of FP17s Relating to Free Repair or Replacements	2	2,087	0.1%	0.5%	0.5%	0.8%
% of FP17s Relating to Continuations	10	2,087	0.5%	0.5%	0.7%	0.9%
% of Patients satisfied with the dentistry they have received	5	6	N/A	89.0%	90.5%	93.3%
% of Patients satisfied with the time they had to wait for an appointment	6	6	N/A	85.3%	85.1%	88.9%

* This is based on patients treated on this contract for their most recent course of treatment. Figures in italics indicate the base number of FP17s or Patient Questionnaire responses are less than 100. N/A is shown where the base number of responses is less than 10 during the period. % is calculated as Quantity/Base number*100

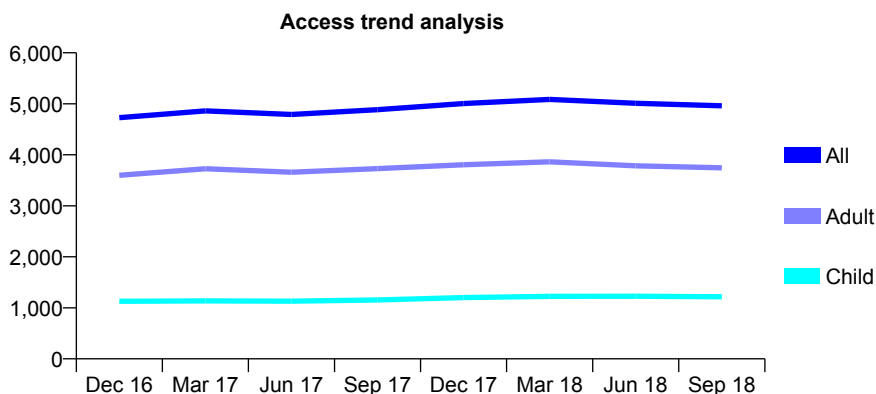
Q62 - Vital Signs At a Glance Contract Report for 203297/0001 - September 2018

Name or company name	MR SI HUTCHESON
Contract type name	GDS Contract
Purpose of contract	General
Contract start date	01/04/2006
Contract end date	

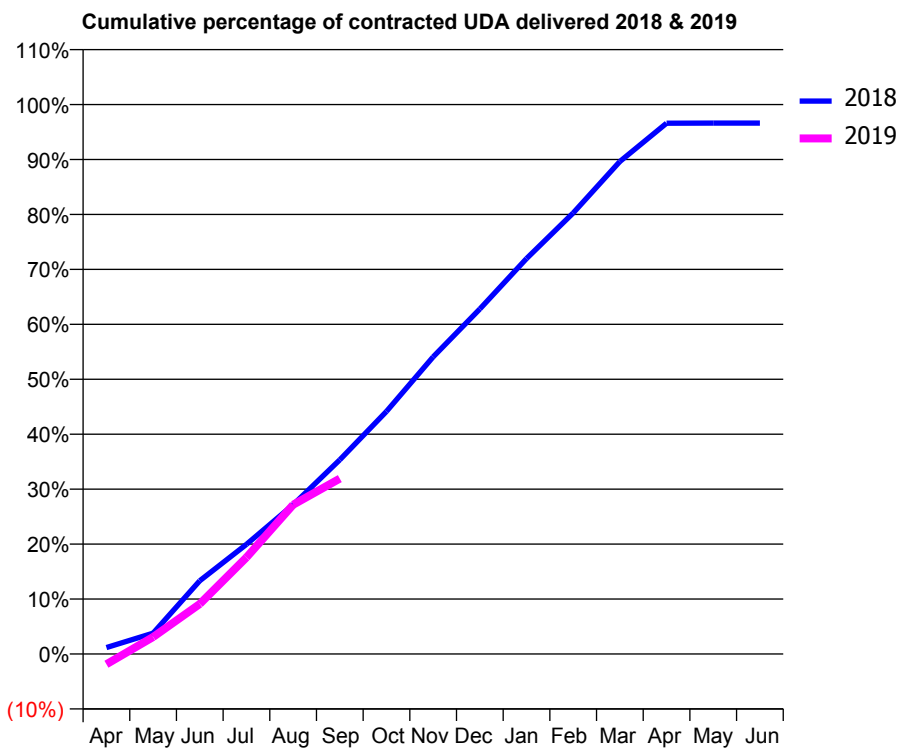
18/19 Contracted general activity (UDA)	14,714
Carry forward general activity (UDA)	497
18/19 Contracted orthodontic activity (UOA)	0
Carry forward orthodontic activity (UOA)	0
Baseline contract value	£369,369.51

ACCESS*

Patients seen in 24 months	Total	Change since previous quarter
Quarter ending September 2017	4,884	
Quarter ending December 2017	5,004	↑
Quarter ending March 2018	5,087	→
Quarter ending June 2018	5,011	↓
Quarter ending September 2018	4,960	↓
Variance since September 2017	1.6%	→



ACTIVITY



Month	Adjusted Scheduled Activity (UDA)	
	2018	2019
April	172	-277
May	559	455
June	1,963	1,340
July	2,937	2,585
August	3,997	3,997
September	5,202	4,697
October	6,495	
November	7,959	
December	9,240	
January	10,588	
February	11,811	
March	13,187	
April	14,214	
May	14,216	
June	14,217	

QUALITY

	Quantity	Base Number	Contract	AT	Region	England
% of FP17s for the same patient ID Re-attending within 3 months - Children	46	718	6.4%	9.9%	11.5%	11.6%
% of FP17s for the same patient ID Re-attending within 3 months - Adults	285	1,781	16.0%	15.6%	16.5%	15.5%
% of FP17s for the same patient ID Re-attending between 3 & 9 months - Children	333	718	46.4%	48.4%	48.5%	58.8%
% of FP17s for the same patient ID Re-attending between 3 & 9 months - Adults	662	1,781	37.2%	38.4%	39.1%	51.1%
% of FP17s for Band 1 Urgent Courses	339	2,170	15.6%	11.0%	10.6%	9.0%
% of FP17s Relating to Free Repair or Replacements	18	2,170	0.8%	0.5%	0.5%	0.8%
% of FP17s Relating to Continuations	24	2,170	1.1%	0.5%	0.7%	0.9%
% of Patients satisfied with the dentistry they have received	5	5	N/A	89.0%	90.5%	93.3%
% of Patients satisfied with the time they had to wait for an appointment	3	5	N/A	85.3%	85.1%	88.9%

* This is based on patients treated on this contract for their most recent course of treatment. Figures in italics indicate the base number of FP17s or Patient Questionnaire responses are less than 100. N/A is shown where the base number of responses is less than 10 during the period. % is calculated as Quantity/Base number*100

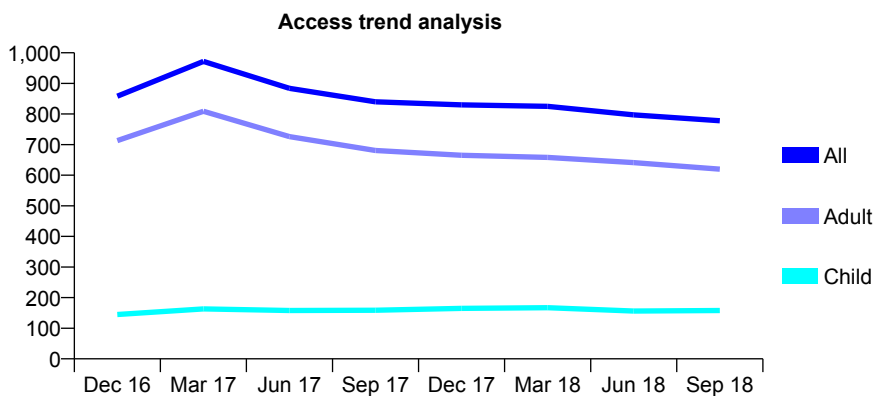
Q62 - Vital Signs At a Glance Contract Report for 204889/0002 - September 2018

Name or company name	MR GN RASHID
Contract type name	GDS Contract
Purpose of contract	General
Contract start date	02/11/2014
Contract end date	

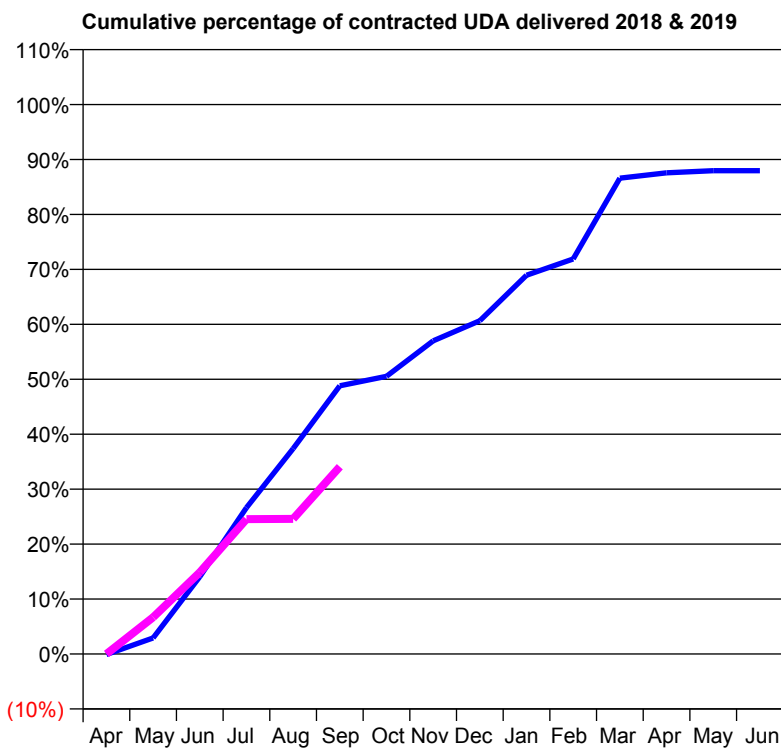
18/19 Contracted general activity (UDA)	2,590
Carry forward general activity (UDA)	0
18/19 Contracted orthodontic activity (UOA)	0
Carry forward orthodontic activity (UOA)	0
Baseline contract value	£82,536.41

ACCESS*

Patients seen in 24 months	Total	Change since previous quarter
Quarter ending September 2017	840	
Quarter ending December 2017	830	↓
Quarter ending March 2018	825	→
Quarter ending June 2018	797	↓
Quarter ending September 2018	778	↓
Variance since September 2017	(7.4%)	↓



ACTIVITY



Month	Adjusted Scheduled Activity (UDA)	
	2018	2019
April	-3	0
May	76	173
June	364	385
July	690	636
August	968	637
September	1,264	883
October	1,309	
November	1,476	
December	1,571	
January	1,785	
February	1,862	
March	2,243	
April	2,268	
May	2,278	
June	2,278	

QUALITY

	Quantity	Base Number	Contract	AT	Region	England
% of FP17s for the same patient ID Re-attending within 3 months - Children	1	72	1.4%	9.9%	11.5%	11.6%
% of FP17s for the same patient ID Re-attending within 3 months - Adults	9	199	4.5%	15.6%	16.5%	15.5%
% of FP17s for the same patient ID Re-attending between 3 & 9 months - Children	17	72	23.6%	48.4%	48.5%	58.8%
% of FP17s for the same patient ID Re-attending between 3 & 9 months - Adults	68	199	34.2%	38.4%	39.1%	51.1%
% of FP17s for Band 1 Urgent Courses	0	261	0.0%	11.0%	10.6%	9.0%
% of FP17s Relating to Free Repair or Replacements	0	261	0.0%	0.5%	0.5%	0.8%
% of FP17s Relating to Continuations	0	261	0.0%	0.5%	0.7%	0.9%
% of Patients satisfied with the dentistry they have received	0	0	N/A	89.0%	90.5%	93.3%
% of Patients satisfied with the time they had to wait for an appointment	0	0	N/A	85.3%	85.1%	88.9%

* This is based on patients treated on this contract for their most recent course of treatment. Figures in italics indicate the base number of FP17s or Patient Questionnaire responses are less than 100. N/A is shown where the base number of responses is less than 10 during the period. % is calculated as Quantity/Base number*100

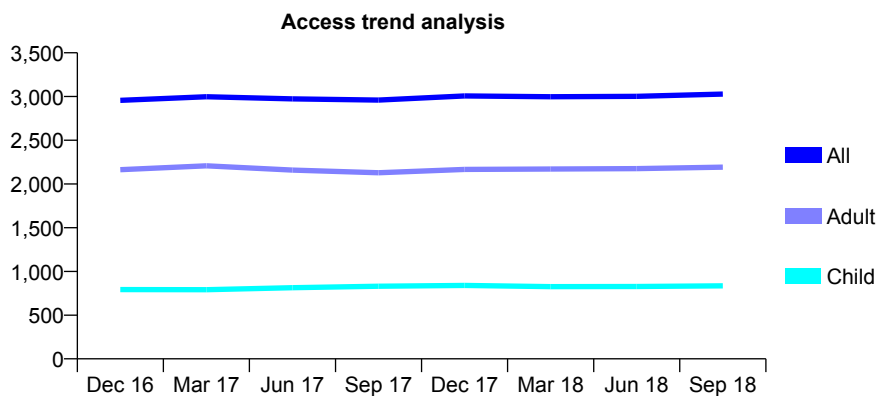
Q62 - Vital Signs At a Glance Contract Report for 208531/0004 - September 2018

Name or company name	MS MA SHEPHERD
Contract type name	GDS Contract
Purpose of contract	General
Contract start date	01/02/2010
Contract end date	

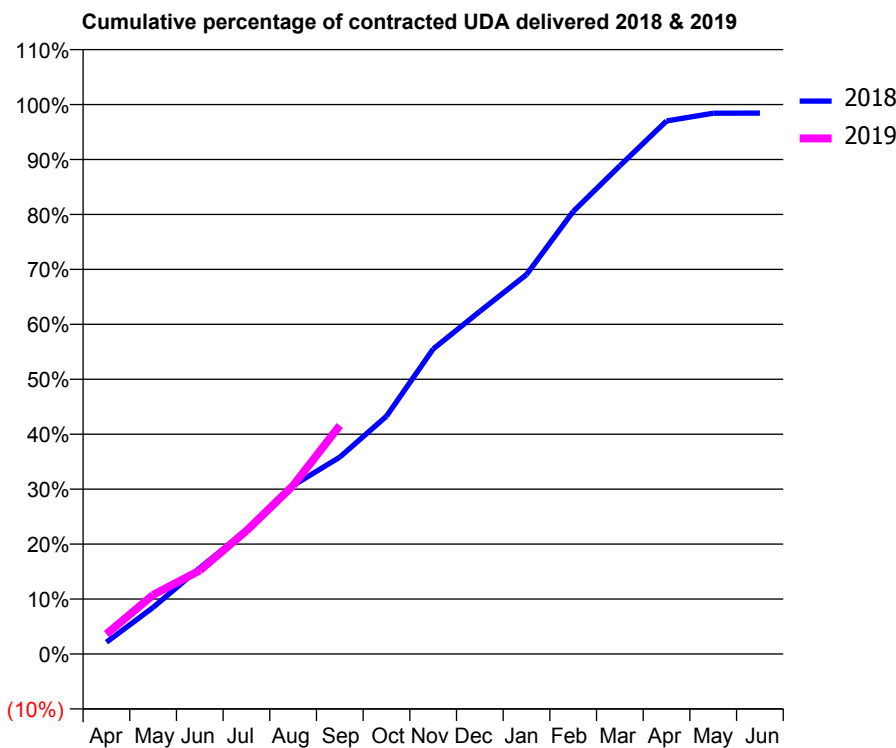
18/19 Contracted general activity (UDA)	7,015
Carry forward general activity (UDA)	109
18/19 Contracted orthodontic activity (UOA)	0
Carry forward orthodontic activity (UOA)	0
Baseline contract value	£172,054.50

ACCESS*

Patients seen in 24 months	Total	Change since previous quarter
Quarter ending September 2017	2,959	
Quarter ending December 2017	3,007	→
Quarter ending March 2018	2,997	→
Quarter ending June 2018	3,002	→
Quarter ending September 2018	3,028	→
Variance since September 2017	2.3%	↑



ACTIVITY



Month	Adjusted Scheduled Activity (UDA)	
	2018	2019
April	151	254
May	595	755
June	1,099	1,066
July	1,581	1,574
August	2,151	2,150
September	2,514	2,917
October	3,037	
November	3,893	
December	4,374	
January	4,844	
February	5,650	
March	6,233	
April	6,806	
May	6,905	
June	6,906	

QUALITY

	Quantity	Base Number	Contract	AT	Region	England
% of FP17s for the same patient ID Re-attending within 3 months - Children	36	549	6.6%	9.9%	11.5%	11.6%
% of FP17s for the same patient ID Re-attending within 3 months - Adults	183	1,171	15.6%	15.6%	16.5%	15.5%
% of FP17s for the same patient ID Re-attending between 3 & 9 months - Children	256	549	46.6%	48.4%	48.5%	58.8%
% of FP17s for the same patient ID Re-attending between 3 & 9 months - Adults	452	1,171	38.6%	38.4%	39.1%	51.1%
% of FP17s for Band 1 Urgent Courses	251	1,510	16.6%	11.0%	10.6%	9.0%
% of FP17s Relating to Free Repair or Replacements	15	1,510	1.0%	0.5%	0.5%	0.8%
% of FP17s Relating to Continuations	11	1,510	0.7%	0.5%	0.7%	0.9%
% of Patients satisfied with the dentistry they have received	1	2	N/A	89.0%	90.5%	93.3%
% of Patients satisfied with the time they had to wait for an appointment	1	2	N/A	85.3%	85.1%	88.9%

* This is based on patients treated on this contract for their most recent course of treatment. Figures in italics indicate the base number of FP17s or Patient Questionnaire responses are less than 100. N/A is shown where the base number of responses is less than 10 during the period. % is calculated as Quantity/Base number*100

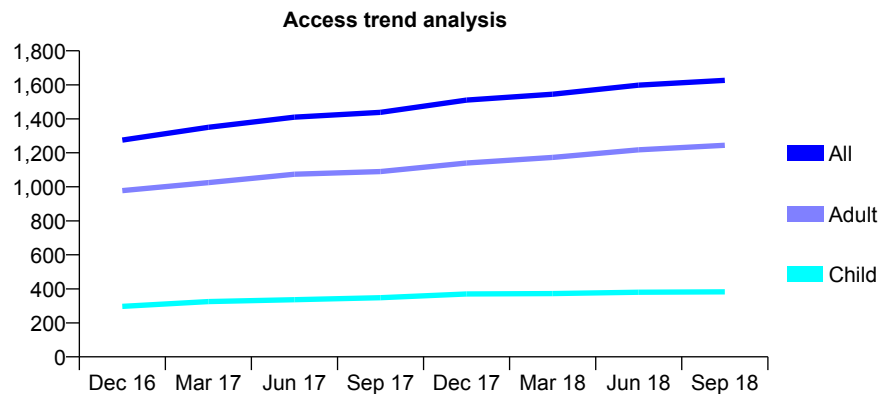
Q62 - Vital Signs At a Glance Contract Report for 213071/0001 - September 2018

Name or company name	MR JW O'DEA
Contract type name	GDS Contract
Purpose of contract	General
Contract start date	01/04/2006
Contract end date	

18/19 Contracted general activity (UDA)	3,854
Carry forward general activity (UDA)	-77
18/19 Contracted orthodontic activity (UOA)	0
Carry forward orthodontic activity (UOA)	0
Baseline contract value	£115,484.93

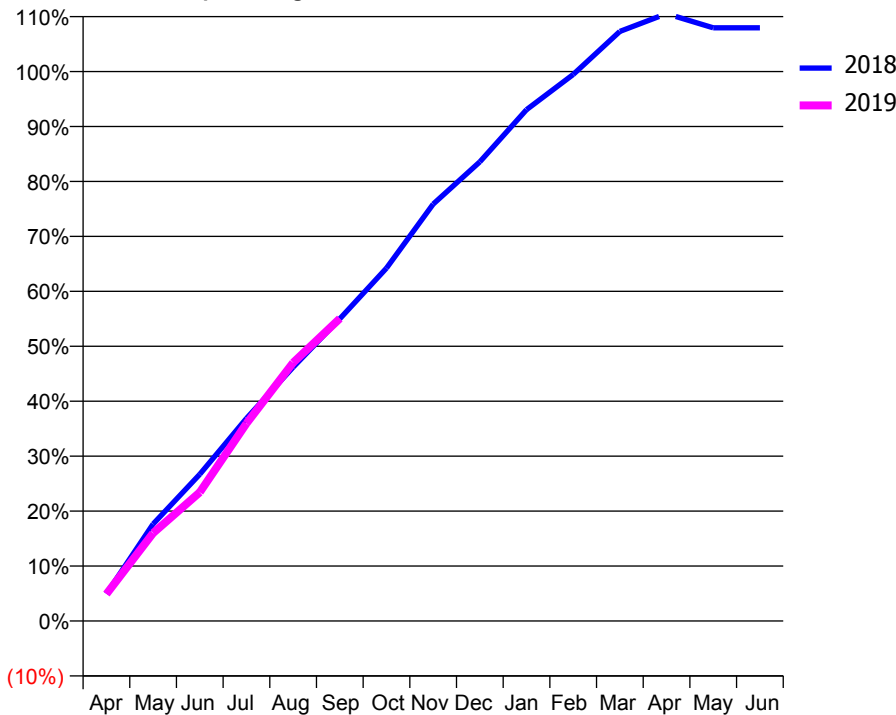
ACCESS*

Patients seen in 24 months	Total	Change since previous quarter
Quarter ending September 2017	1,438	
Quarter ending December 2017	1,510	↑
Quarter ending March 2018	1,545	↑
Quarter ending June 2018	1,598	↑
Quarter ending September 2018	1,626	→
Variance since September 2017	13.1%	↑



ACTIVITY

Cumulative percentage of contracted UDA delivered 2018 & 2019



Month	Adjusted Scheduled Activity (UDA)	
	2018	2019
April	191	190
May	680	616
June	1,030	903
July	1,421	1,385
August	1,780	1,812
September	2,120	2,122
October	2,475	
November	2,924	
December	3,221	
January	3,586	
February	3,833	
March	4,135	
April	4,260	
May	4,161	
June	4,161	

QUALITY

	Quantity	Base Number	Contract	AT	Region	England
% of FP17s for the same patient ID Re-attending within 3 months - Children	10	236	4.2%	9.9%	11.5%	11.6%
% of FP17s for the same patient ID Re-attending within 3 months - Adults	79	629	12.6%	15.6%	16.5%	15.5%
% of FP17s for the same patient ID Re-attending between 3 & 9 months - Children	110	236	46.6%	48.4%	48.5%	58.8%
% of FP17s for the same patient ID Re-attending between 3 & 9 months - Adults	239	629	38.0%	38.4%	39.1%	51.1%
% of FP17s for Band 1 Urgent Courses	63	825	7.6%	11.0%	10.6%	9.0%
% of FP17s Relating to Free Repair or Replacements	0	825	0.0%	0.5%	0.5%	0.8%
% of FP17s Relating to Continuations	2	825	0.2%	0.5%	0.7%	0.9%
% of Patients satisfied with the dentistry they have received	0	0	N/A	89.0%	90.5%	93.3%
% of Patients satisfied with the time they had to wait for an appointment	0	0	N/A	85.3%	85.1%	88.9%

* This is based on patients treated on this contract for their most recent course of treatment. Figures in italics indicate the base number of FP17s or Patient Questionnaire responses are less than 100. N/A is shown where the base number of responses is less than 10 during the period. % is calculated as Quantity/Base number*100

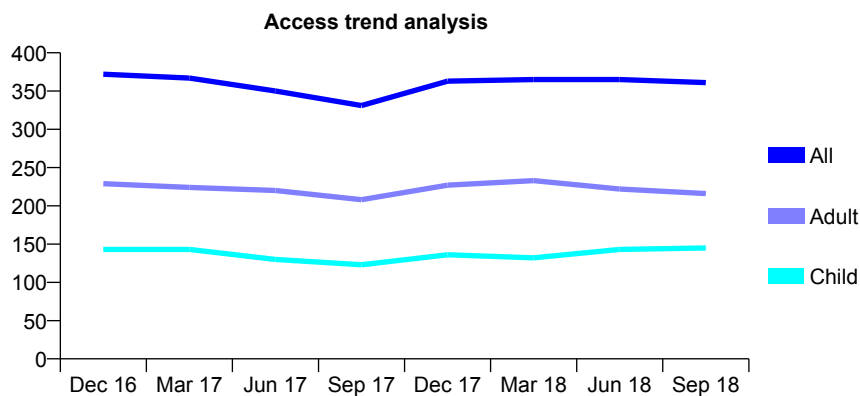
Q62 - Vital Signs At a Glance Contract Report for 213365/0001 - September 2018

Name or company name	Dr S Singh & Dr R Leow
Contract type name	GDS Contract
Purpose of contract	General
Contract start date	01/04/2006
Contract end date	

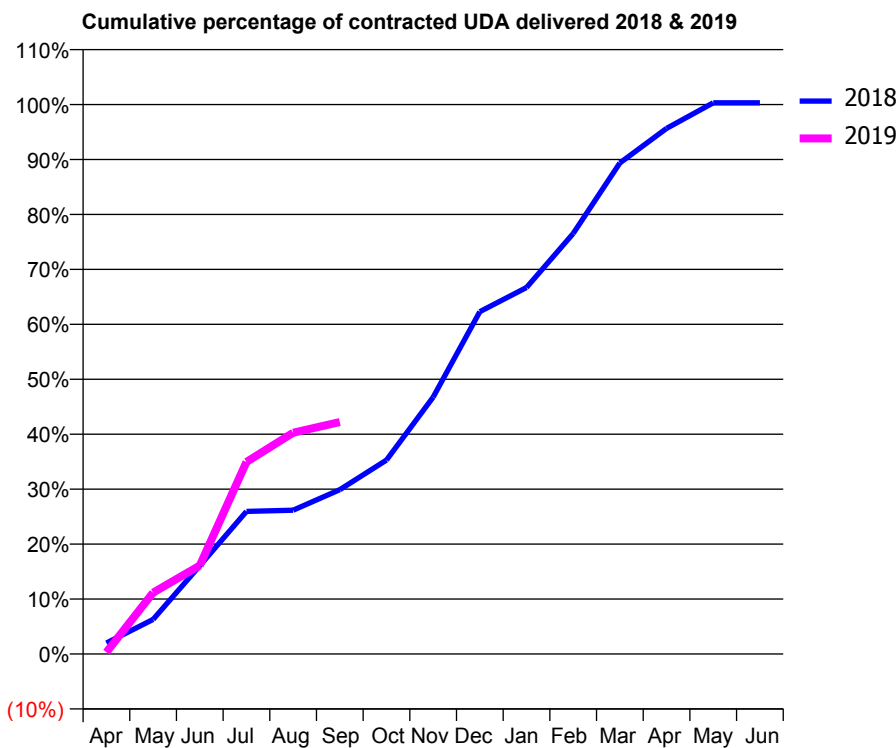
18/19 Contracted general activity (UDA)	1,800
Carry forward general activity (UDA)	-6
18/19 Contracted orthodontic activity (UOA)	0
Carry forward orthodontic activity (UOA)	0
Baseline contract value	£53,058.41

ACCESS*

Patients seen in 24 months	Total	Change since previous quarter
Quarter ending September 2017	331	
Quarter ending December 2017	363	↑
Quarter ending March 2018	365	→
Quarter ending June 2018	365	→
Quarter ending September 2018	361	↓
Variance since September 2017	9.1%	↑



ACTIVITY



Adjusted Scheduled Activity (UDA)		
Month	2018	2019
April	36	6
May	113	201
June	289	290
July	467	629
August	471	725
September	538	760
October	635	
November	841	
December	1,121	
January	1,200	
February	1,377	
March	1,609	
April	1,722	
May	1,806	
June	1,806	

QUALITY

	Quantity	Base Number	Contract	AT	Region	England
% of FP17s for the same patient ID Re-attending within 3 months - Children	3	79	3.8%	9.9%	11.5%	11.6%
% of FP17s for the same patient ID Re-attending within 3 months - Adults	13	82	15.9%	15.6%	16.5%	15.5%
% of FP17s for the same patient ID Re-attending between 3 & 9 months - Children	13	79	16.5%	48.4%	48.5%	58.8%
% of FP17s for the same patient ID Re-attending between 3 & 9 months - Adults	15	82	18.3%	38.4%	39.1%	51.1%
% of FP17s for Band 1 Urgent Courses	0	127	0.0%	11.0%	10.6%	9.0%
% of FP17s Relating to Free Repair or Replacements	0	127	0.0%	0.5%	0.5%	0.8%
% of FP17s Relating to Continuations	0	127	0.0%	0.5%	0.7%	0.9%
% of Patients satisfied with the dentistry they have received	0	0	N/A	89.0%	90.5%	93.3%
% of Patients satisfied with the time they had to wait for an appointment	0	0	N/A	85.3%	85.1%	88.9%

* This is based on patients treated on this contract for their most recent course of treatment. Figures in italics indicate the base number of FP17s or Patient Questionnaire responses are less than 100. N/A is shown where the base number of responses is less than 10 during the period. % is calculated as Quantity/Base number*100

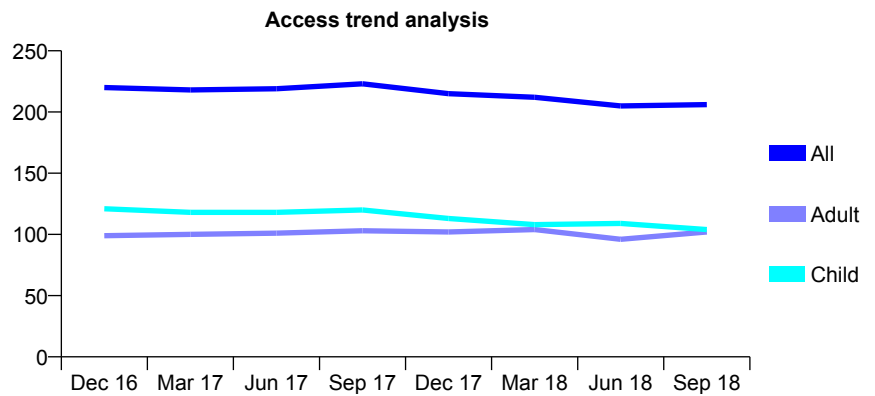
Q62 - Vital Signs At a Glance Contract Report for 214035/0001 - September 2018

Name or company name	MR KJ ALLEN
Contract type name	GDS Contract
Purpose of contract	General
Contract start date	01/04/2006
Contract end date	

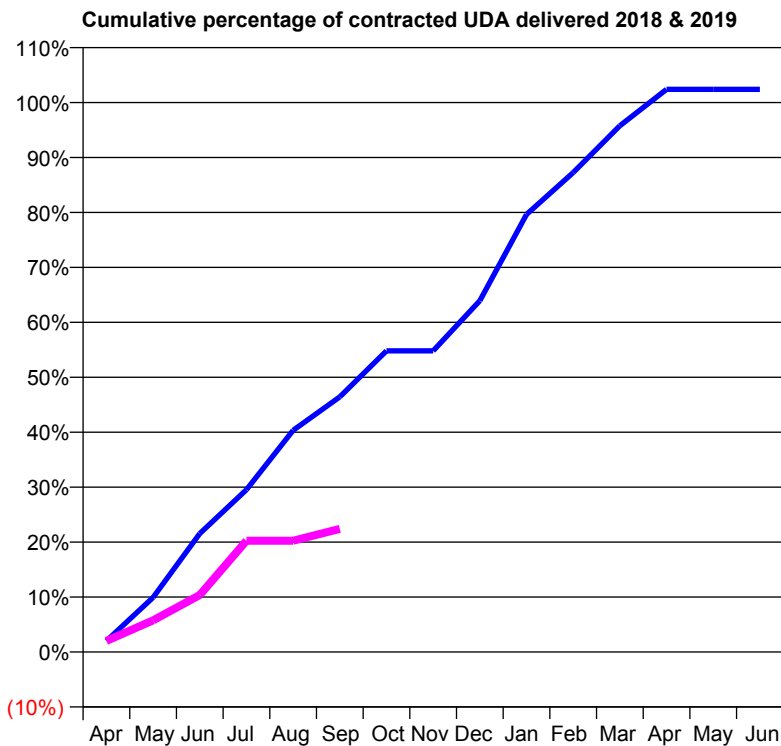
18/19 Contracted general activity (UDA)	694
Carry forward general activity (UDA)	-14
18/19 Contracted orthodontic activity (UOA)	0
Carry forward orthodontic activity (UOA)	0
Baseline contract value	£14,920.11

ACCESS*

Patients seen in 24 months	Total	Change since previous quarter
Quarter ending September 2017	223	
Quarter ending December 2017	215	↓
Quarter ending March 2018	212	↓
Quarter ending June 2018	205	↓
Quarter ending September 2018	206	→
Variance since September 2017	(7.6%)	↓



ACTIVITY



Month	Adjusted Scheduled Activity (UDA)	
	2018	2019
April	14	14
May	69	40
June	150	72
July	205	141
August	280	141
September	322	156
October	380	
November	380	
December	444	
January	553	
February	606	
March	665	
April	711	
May	711	
June	711	

QUALITY

	Quantity	Base Number	Contract	AT	Region	England
% of FP17s for the same patient ID Re-attending within 3 months - Children	2	41	4.9%	9.9%	11.5%	11.6%
% of FP17s for the same patient ID Re-attending within 3 months - Adults	1	35	2.9%	15.6%	16.5%	15.5%
% of FP17s for the same patient ID Re-attending between 3 & 9 months - Children	20	41	48.8%	48.4%	48.5%	58.8%
% of FP17s for the same patient ID Re-attending between 3 & 9 months - Adults	24	35	68.6%	38.4%	39.1%	51.1%
% of FP17s for Band 1 Urgent Courses	3	62	4.8%	11.0%	10.6%	9.0%
% of FP17s Relating to Free Repair or Replacements	0	62	0.0%	0.5%	0.5%	0.8%
% of FP17s Relating to Continuations	0	62	0.0%	0.5%	0.7%	0.9%
% of Patients satisfied with the dentistry they have received	0	0	N/A	89.0%	90.5%	93.3%
% of Patients satisfied with the time they had to wait for an appointment	0	0	N/A	85.3%	85.1%	88.9%

* This is based on patients treated on this contract for their most recent course of treatment. Figures in italics indicate the base number of FP17s or Patient Questionnaire responses are less than 100. N/A is shown where the base number of responses is less than 10 during the period. % is calculated as Quantity/Base number*100

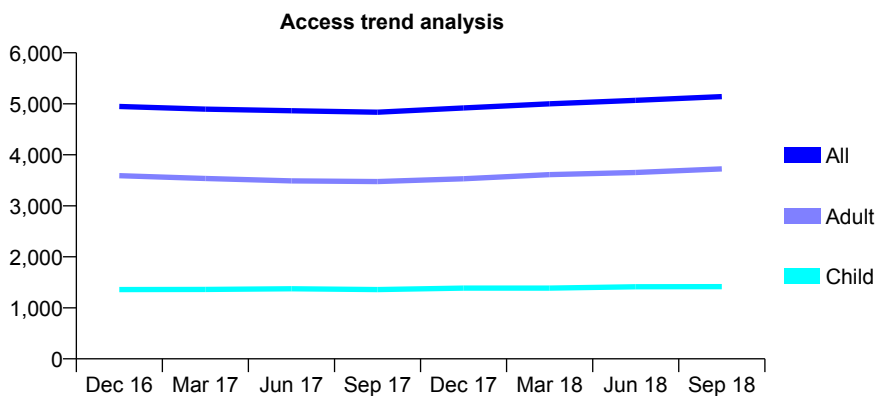
Q62 - Vital Signs At a Glance Contract Report for 215791/0001 - September 2018

Name or company name	MR JJ KING
Contract type name	GDS Contract
Purpose of contract	General
Contract start date	01/04/2006
Contract end date	

18/19 Contracted general activity (UDA)	14,636
Carry forward general activity (UDA)	-169
18/19 Contracted orthodontic activity (UOA)	0
Carry forward orthodontic activity (UOA)	0
Baseline contract value	£401,608.66

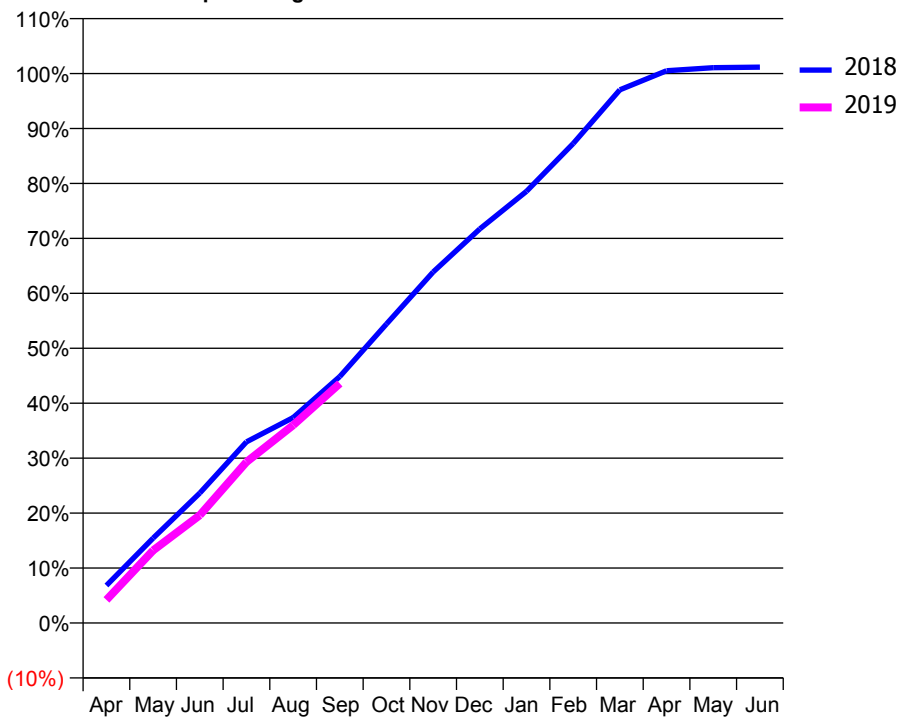
ACCESS*

Patients seen in 24 months	Total	Change since previous quarter
Quarter ending September 2017	4,834	
Quarter ending December 2017	4,919	→
Quarter ending March 2018	5,000	→
Quarter ending June 2018	5,067	→
Quarter ending September 2018	5,140	→
Variance since September 2017	6.3%	↑



ACTIVITY

Cumulative percentage of contracted UDA delivered 2018 & 2019



Adjusted Scheduled Activity (UDA)

Month	2018	2019
April	1,001	617
May	2,262	1,933
June	3,461	2,870
July	4,825	4,288
August	5,472	5,270
September	6,564	6,381
October	7,964	
November	9,351	
December	10,498	
January	11,498	
February	12,771	
March	14,200	
April	14,711	
May	14,790	
June	14,805	

QUALITY

	Quantity	Base Number	Contract	AT	Region	England
% of FP17s for the same patient ID Re-attending within 3 months - Children	54	785	6.9%	9.9%	11.5%	11.6%
% of FP17s for the same patient ID Re-attending within 3 months - Adults	250	1,987	12.6%	15.6%	16.5%	15.5%
% of FP17s for the same patient ID Re-attending between 3 & 9 months - Children	267	785	34.0%	48.4%	48.5%	58.8%
% of FP17s for the same patient ID Re-attending between 3 & 9 months - Adults	716	1,987	36.0%	38.4%	39.1%	51.1%
% of FP17s for Band 1 Urgent Courses	222	2,533	8.8%	11.0%	10.6%	9.0%
% of FP17s Relating to Free Repair or Replacements	35	2,533	1.4%	0.5%	0.5%	0.8%
% of FP17s Relating to Continuations	20	2,533	0.8%	0.5%	0.7%	0.9%
% of Patients satisfied with the dentistry they have received	3	4	N/A	89.0%	90.5%	93.3%
% of Patients satisfied with the time they had to wait for an appointment	4	4	N/A	85.3%	85.1%	88.9%

* This is based on patients treated on this contract for their most recent course of treatment. Figures in italics indicate the base number of FP17s or Patient Questionnaire responses are less than 100. N/A is shown where the base number of responses is less than 10 during the period. % is calculated as Quantity/Base number*100

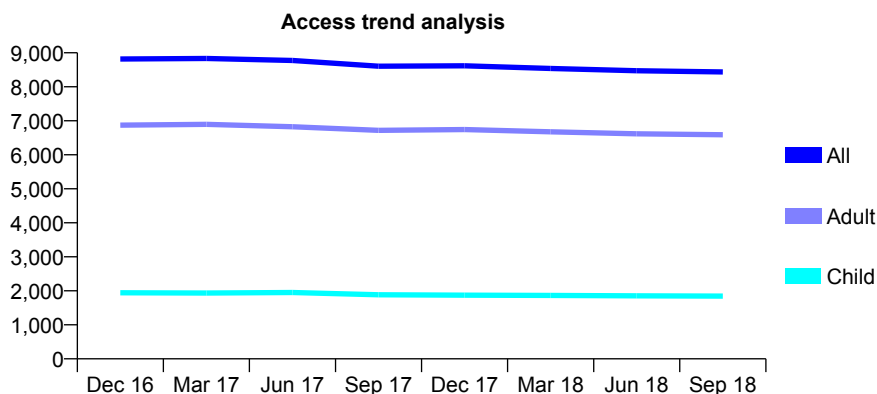
Q62 - Vital Signs At a Glance Contract Report for 222496/0001 - September 2018

Name or company name	MR RA RAEBURN
Contract type name	GDS Contract
Purpose of contract	General
Contract start date	01/04/2006
Contract end date	

18/19 Contracted general activity (UDA)	25,353
Carry forward general activity (UDA)	266
18/19 Contracted orthodontic activity (UOA)	0
Carry forward orthodontic activity (UOA)	0
Baseline contract value	£625,589.46

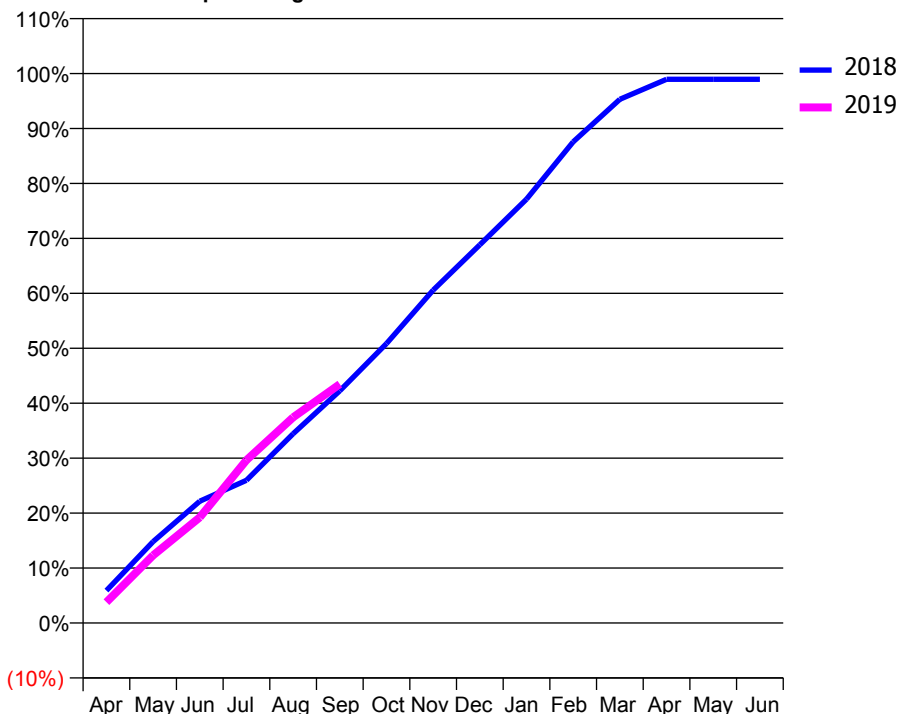
ACCESS*

Patients seen in 24 months	Total	Change since previous quarter
Quarter ending September 2017	8,605	
Quarter ending December 2017	8,617	→
Quarter ending March 2018	8,540	→
Quarter ending June 2018	8,472	→
Quarter ending September 2018	8,437	→
Variance since September 2017	(2.0%)	↓



ACTIVITY

Cumulative percentage of contracted UDA delivered 2018 & 2019



Month	Adjusted Scheduled Activity (UDA)	
	2018	2019
April	1,498	963
May	3,758	3,125
June	5,620	4,877
July	6,586	7,513
August	8,730	9,493
September	10,714	11,020
October	12,892	
November	15,358	
December	17,451	
January	19,558	
February	22,199	
March	24,165	
April	25,087	
May	25,087	
June	25,087	

QUALITY

	Quantity	Base Number	Contract	AT	Region	England
% of FP17s for the same patient ID Re-attending within 3 months - Children	113	1,355	8.3%	9.9%	11.5%	11.6%
% of FP17s for the same patient ID Re-attending within 3 months - Adults	883	4,625	19.1%	15.6%	16.5%	15.5%
% of FP17s for the same patient ID Re-attending between 3 & 9 months - Children	805	1,355	59.4%	48.4%	48.5%	58.8%
% of FP17s for the same patient ID Re-attending between 3 & 9 months - Adults	2,471	4,625	53.4%	38.4%	39.1%	51.1%
% of FP17s for Band 1 Urgent Courses	940	5,533	17.0%	11.0%	10.6%	9.0%
% of FP17s Relating to Free Repair or Replacements	103	5,533	1.9%	0.5%	0.5%	0.8%
% of FP17s Relating to Continuations	8	5,533	0.1%	0.5%	0.7%	0.9%
% of Patients satisfied with the dentistry they have received	5	5	N/A	89.0%	90.5%	93.3%
% of Patients satisfied with the time they had to wait for an appointment	4	5	N/A	85.3%	85.1%	88.9%

* This is based on patients treated on this contract for their most recent course of treatment. Figures in italics indicate the base number of FP17s or Patient Questionnaire responses are less than 100. N/A is shown where the base number of responses is less than 10 during the period. % is calculated as Quantity/Base number*100

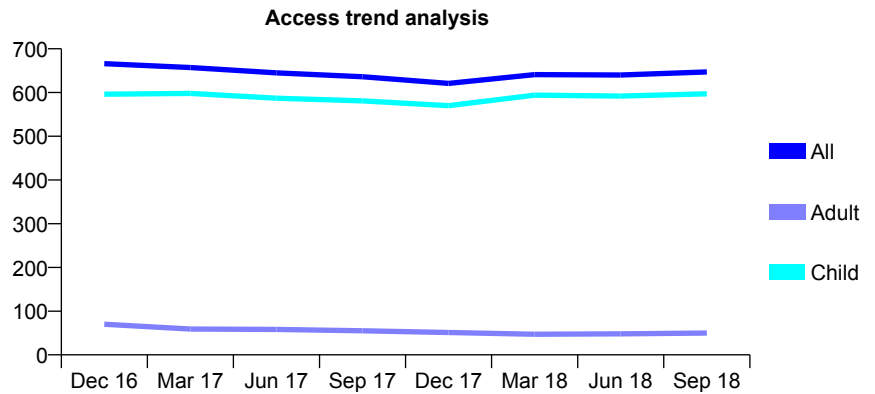
Q62 - Vital Signs At a Glance Contract Report for 224111/0001 - September 2018

Name or company name	MR MR PAREKH
Contract type name	GDS Contract
Purpose of contract	General
Contract start date	01/04/2006
Contract end date	

18/19 Contracted general activity (UDA)	1,003
Carry forward general activity (UDA)	0
18/19 Contracted orthodontic activity (UOA)	0
Carry forward orthodontic activity (UOA)	0
Baseline contract value	£28,493.73

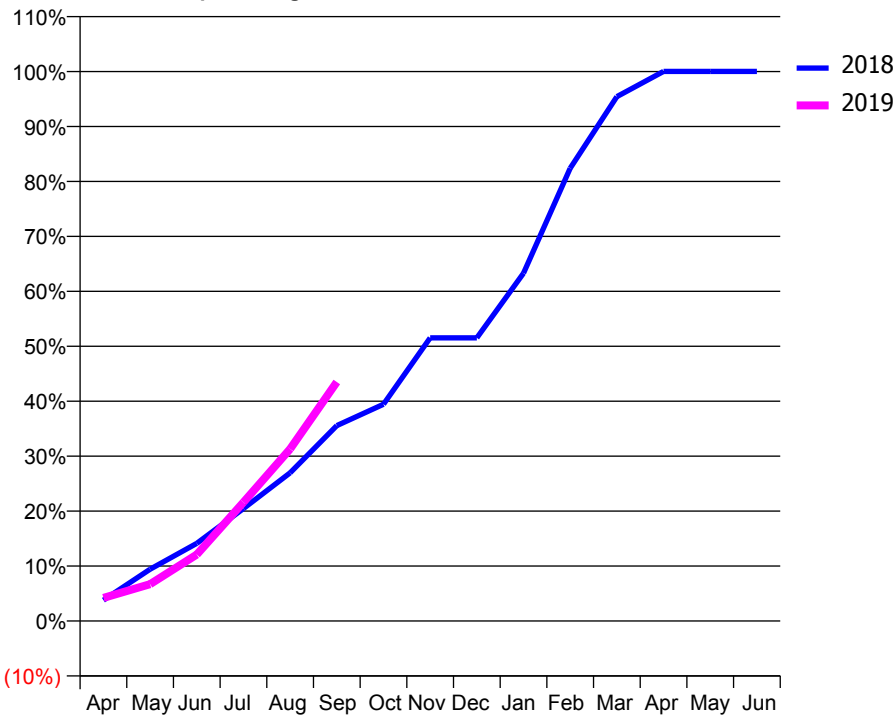
ACCESS*

Patients seen in 24 months	Total	Change since previous quarter
Quarter ending September 2017	636	
Quarter ending December 2017	621	↓
Quarter ending March 2018	641	↑
Quarter ending June 2018	640	→
Quarter ending September 2018	647	→
Variance since September 2017	1.7%	→



ACTIVITY

Cumulative percentage of contracted UDA delivered 2018 & 2019



Month	Adjusted Scheduled Activity (UDA)	
	2018	2019
April	38	42
May	95	67
June	142	121
July	205	217
August	271	314
September	357	436
October	396	
November	517	
December	517	
January	635	
February	826	
March	957	
April	1,003	
May	1,003	
June	1,003	

QUALITY

	Quantity	Base Number	Contract	AT	Region	England
% of FP17s for the same patient ID Re-attending within 3 months - Children	8	417	1.9%	9.9%	11.5%	11.6%
% of FP17s for the same patient ID Re-attending within 3 months - Adults	0	0	N/A	15.6%	16.5%	15.5%
% of FP17s for the same patient ID Re-attending between 3 & 9 months - Children	296	417	71.0%	48.4%	48.5%	58.8%
% of FP17s for the same patient ID Re-attending between 3 & 9 months - Adults	0	0	N/A	38.4%	39.1%	51.1%
% of FP17s for Band 1 Urgent Courses	7	379	1.8%	11.0%	10.6%	9.0%
% of FP17s Relating to Free Repair or Replacements	0	379	0.0%	0.5%	0.5%	0.8%
% of FP17s Relating to Continuations	1	379	0.3%	0.5%	0.7%	0.9%
% of Patients satisfied with the dentistry they have received	1	1	N/A	89.0%	90.5%	93.3%
% of Patients satisfied with the time they had to wait for an appointment	1	1	N/A	85.3%	85.1%	88.9%

* This is based on patients treated on this contract for their most recent course of treatment. Figures in italics indicate the base number of FP17s or Patient Questionnaire responses are less than 100. N/A is shown where the base number of responses is less than 10 during the period. % is calculated as Quantity/Base number*100

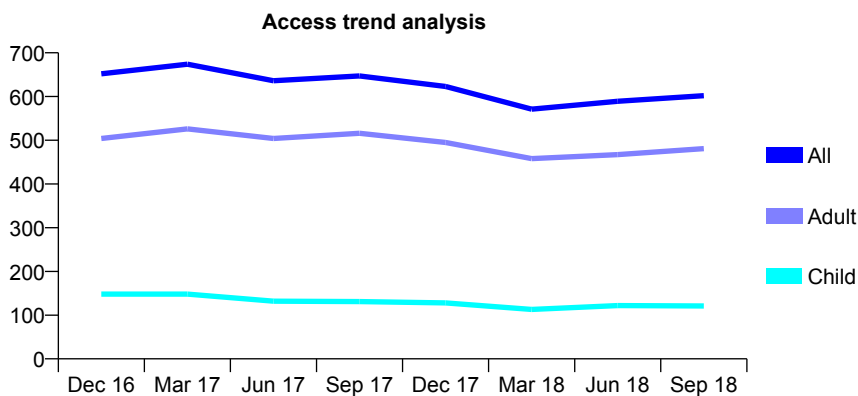
Q62 - Vital Signs At a Glance Contract Report for 224790/0002 - September 2018

Name or company name	RA KHAN
Contract type name	GDS Contract
Purpose of contract	General
Contract start date	01/12/2013
Contract end date	

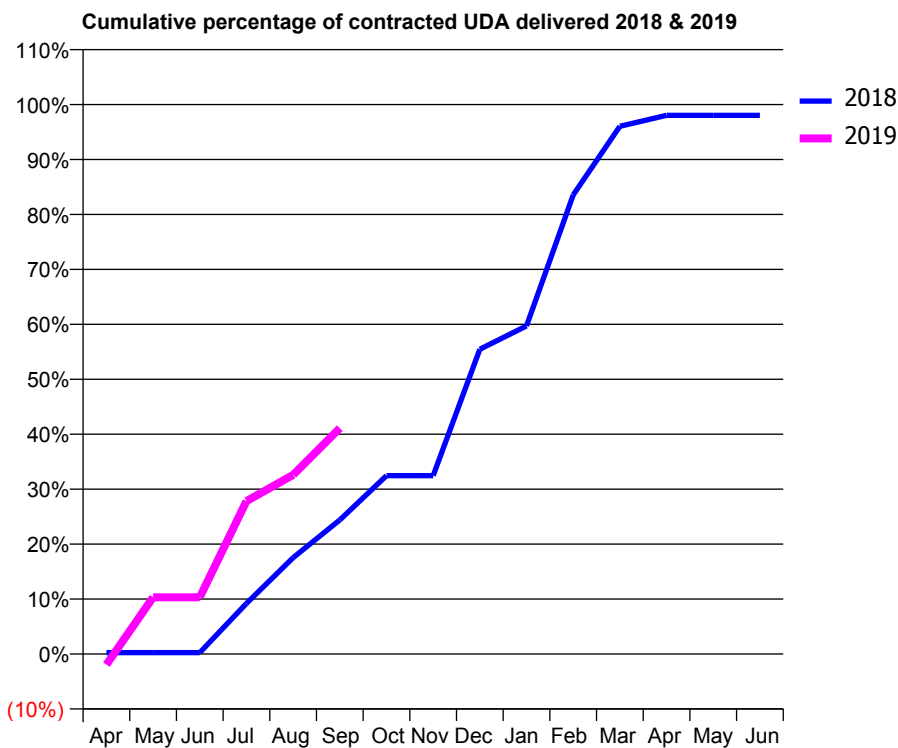
18/19 Contracted general activity (UDA)	2,396
Carry forward general activity (UDA)	47
18/19 Contracted orthodontic activity (UOA)	0
Carry forward orthodontic activity (UOA)	0
Baseline contract value	£69,461.38

ACCESS*

Patients seen in 24 months	Total	Change since previous quarter
Quarter ending September 2017	647	
Quarter ending December 2017	623	↓
Quarter ending March 2018	571	↓
Quarter ending June 2018	589	↑
Quarter ending September 2018	602	↑
Variance since September 2017	(7.0%)	↓



ACTIVITY



Month	Adjusted Scheduled Activity (UDA)	
	2018	2019
April	6	-47
May	6	247
June	6	247
July	220	666
August	420	781
September	585	984
October	778	
November	778	
December	1,329	
January	1,431	
February	2,002	
March	2,301	
April	2,349	
May	2,349	
June	2,349	

QUALITY

	Quantity	Base Number	Contract	AT	Region	England
% of FP17s for the same patient ID Re-attending within 3 months - Children	10	83	12.0%	9.9%	11.5%	11.6%
% of FP17s for the same patient ID Re-attending within 3 months - Adults	45	272	16.5%	15.6%	16.5%	15.5%
% of FP17s for the same patient ID Re-attending between 3 & 9 months - Children	26	83	31.3%	48.4%	48.5%	58.8%
% of FP17s for the same patient ID Re-attending between 3 & 9 months - Adults	61	272	22.4%	38.4%	39.1%	51.1%
% of FP17s for Band 1 Urgent Courses	27	343	7.9%	11.0%	10.6%	9.0%
% of FP17s Relating to Free Repair or Replacements	9	343	2.6%	0.5%	0.5%	0.8%
% of FP17s Relating to Continuations	1	343	0.3%	0.5%	0.7%	0.9%
% of Patients satisfied with the dentistry they have received	1	1	N/A	89.0%	90.5%	93.3%
% of Patients satisfied with the time they had to wait for an appointment	1	1	N/A	85.3%	85.1%	88.9%

* This is based on patients treated on this contract for their most recent course of treatment. Figures in italics indicate the base number of FP17s or Patient Questionnaire responses are less than 100. N/A is shown where the base number of responses is less than 10 during the period. % is calculated as Quantity/Base number*100

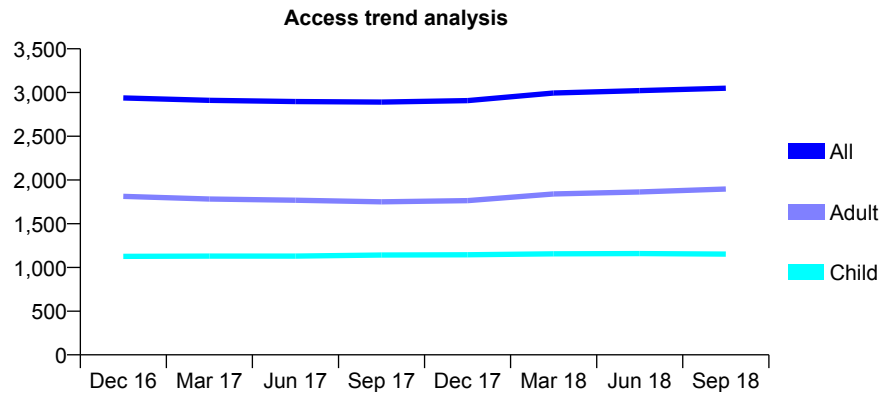
Q62 - Vital Signs At a Glance Contract Report for 228974/0002 - September 2018

Name or company name	Pitshanger Dental Care
Contract type name	GDS Contract
Purpose of contract	General
Contract start date	01/05/2009
Contract end date	

18/19 Contracted general activity (UDA)	6,134
Carry forward general activity (UDA)	-114
18/19 Contracted orthodontic activity (UOA)	0
Carry forward orthodontic activity (UOA)	0
Baseline contract value	£179,145.86

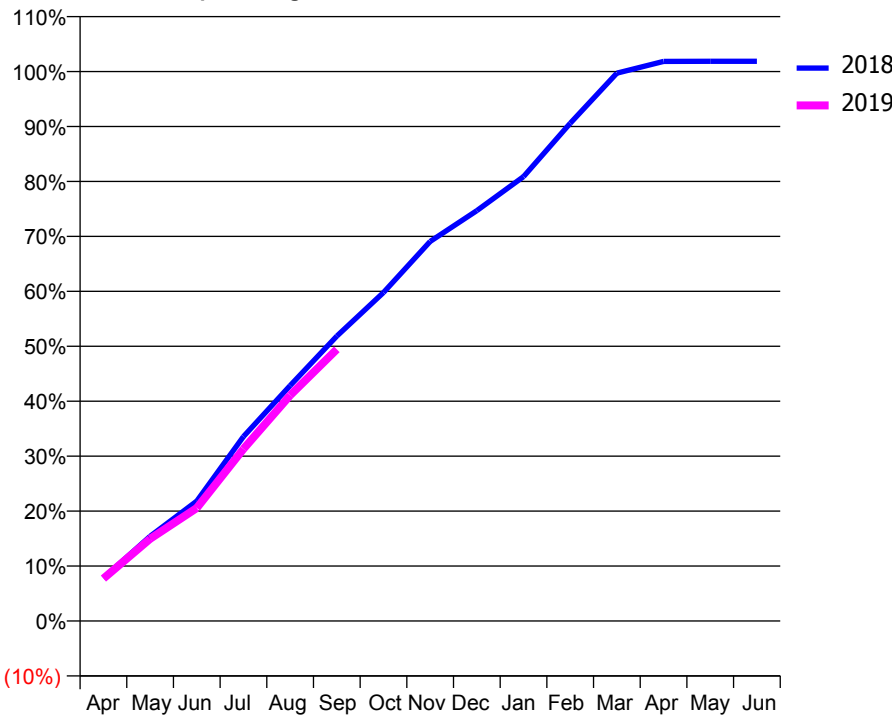
ACCESS*

Patients seen in 24 months	Total	Change since previous quarter
Quarter ending September 2017	2,891	
Quarter ending December 2017	2,907	→
Quarter ending March 2018	2,995	↑
Quarter ending June 2018	3,022	→
Quarter ending September 2018	3,049	→
Variance since September 2017	5.5%	↑



ACTIVITY

Cumulative percentage of contracted UDA delivered 2018 & 2019



Month	Adjusted Scheduled Activity (UDA)	
	2018	2019
April	480	475
May	946	918
June	1,339	1,261
July	2,059	1,920
August	2,628	2,520
September	3,180	3,033
October	3,667	
November	4,236	
December	4,581	
January	4,960	
February	5,556	
March	6,116	
April	6,246	
May	6,248	
June	6,248	

QUALITY

	Quantity	Base Number	Contract	AT	Region	England
% of FP17s for the same patient ID Re-attending within 3 months - Children	26	587	4.4%	9.9%	11.5%	11.6%
% of FP17s for the same patient ID Re-attending within 3 months - Adults	141	1,086	13.0%	15.6%	16.5%	15.5%
% of FP17s for the same patient ID Re-attending between 3 & 9 months - Children	198	587	33.7%	48.4%	48.5%	58.8%
% of FP17s for the same patient ID Re-attending between 3 & 9 months - Adults	361	1,086	33.2%	38.4%	39.1%	51.1%
% of FP17s for Band 1 Urgent Courses	158	1,585	10.0%	11.0%	10.6%	9.0%
% of FP17s Relating to Free Repair or Replacements	16	1,585	1.0%	0.5%	0.5%	0.8%
% of FP17s Relating to Continuations	12	1,585	0.8%	0.5%	0.7%	0.9%
% of Patients satisfied with the dentistry they have received	3	4	N/A	89.0%	90.5%	93.3%
% of Patients satisfied with the time they had to wait for an appointment	3	4	N/A	85.3%	85.1%	88.9%

* This is based on patients treated on this contract for their most recent course of treatment. Figures in italics indicate the base number of FP17s or Patient Questionnaire responses are less than 100. N/A is shown where the base number of responses is less than 10 during the period. % is calculated as Quantity/Base number*100

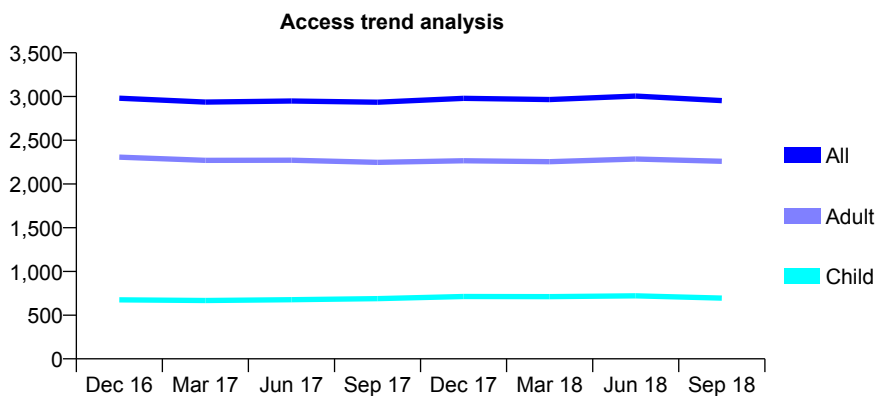
Q62 - Vital Signs At a Glance Contract Report for 232343/0001 - September 2018

Name or company name	Apple Dental Care
Contract type name	GDS Contract
Purpose of contract	General
Contract start date	01/04/2006
Contract end date	

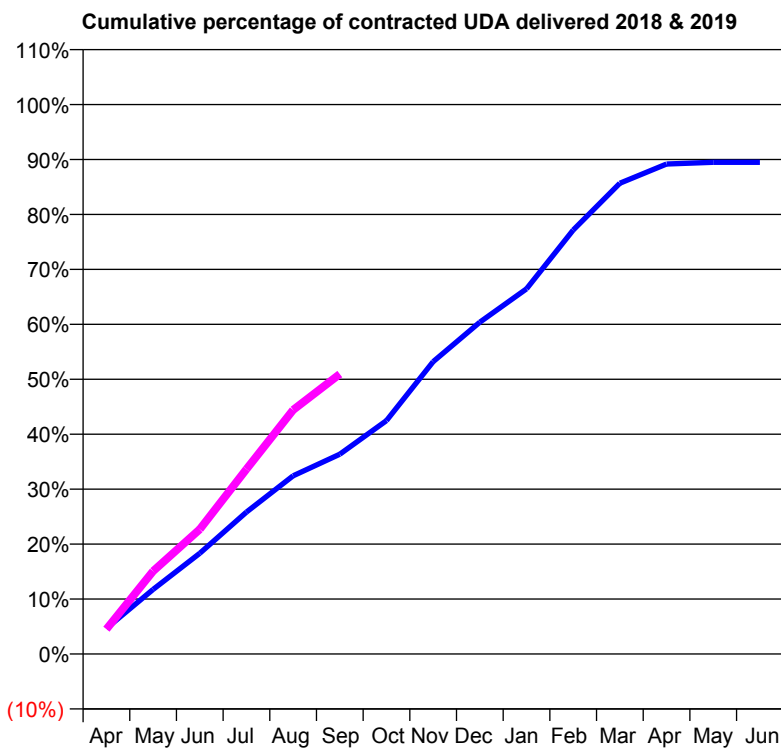
18/19 Contracted general activity (UDA)	10,657
Carry forward general activity (UDA)	0
18/19 Contracted orthodontic activity (UOA)	0
Carry forward orthodontic activity (UOA)	0
Baseline contract value	£348,455.85

ACCESS*

Patients seen in 24 months	Total	Change since previous quarter
Quarter ending September 2017	2,935	
Quarter ending December 2017	2,979	→
Quarter ending March 2018	2,966	→
Quarter ending June 2018	3,005	→
Quarter ending September 2018	2,954	↓
Variance since September 2017	0.6%	→



ACTIVITY



Adjusted Scheduled Activity (UDA)		
Month	2018	2019
April	499	481
May	1,253	1,608
June	1,955	2,419
July	2,754	3,585
August	3,455	4,734
September	3,877	5,429
October	4,528	
November	5,669	
December	6,435	
January	7,082	
February	8,223	
March	9,131	
April	9,503	
May	9,536	
June	9,536	

QUALITY

	Quantity	Base Number	Contract	AT	Region	England
% of FP17s for the same patient ID Re-attending within 3 months - Children	36	416	8.7%	9.9%	11.5%	11.6%
% of FP17s for the same patient ID Re-attending within 3 months - Adults	324	1,425	22.7%	15.6%	16.5%	15.5%
% of FP17s for the same patient ID Re-attending between 3 & 9 months - Children	206	416	49.5%	48.4%	48.5%	58.8%
% of FP17s for the same patient ID Re-attending between 3 & 9 months - Adults	474	1,425	33.3%	38.4%	39.1%	51.1%
% of FP17s for Band 1 Urgent Courses	360	1,699	21.2%	11.0%	10.6%	9.0%
% of FP17s Relating to Free Repair or Replacements	12	1,699	0.7%	0.5%	0.5%	0.8%
% of FP17s Relating to Continuations	0	1,699	0.0%	0.5%	0.7%	0.9%
% of Patients satisfied with the dentistry they have received	1	1	N/A	89.0%	90.5%	93.3%
% of Patients satisfied with the time they had to wait for an appointment	1	1	N/A	85.3%	85.1%	88.9%

* This is based on patients treated on this contract for their most recent course of treatment. Figures in italics indicate the base number of FP17s or Patient Questionnaire responses are less than 100. N/A is shown where the base number of responses is less than 10 during the period. % is calculated as Quantity/Base number*100

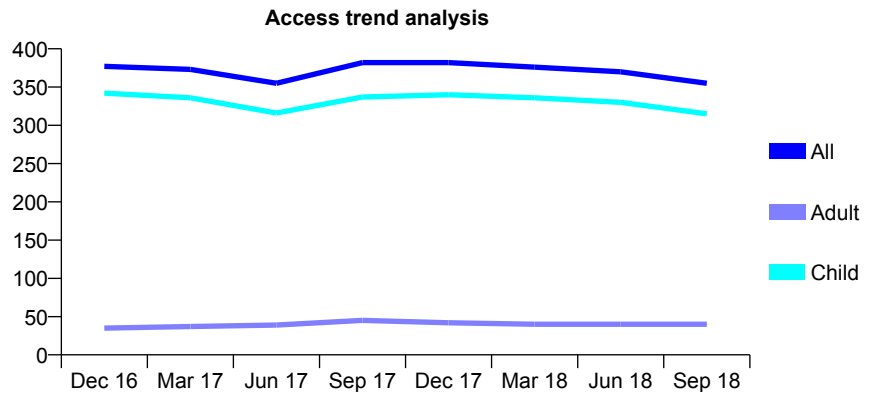
Q62 - Vital Signs At a Glance Contract Report for 239720/0001 - September 2018

Name or company name	MR A EGHBAL OMIDI
Contract type name	GDS Contract
Purpose of contract	General
Contract start date	01/04/2006
Contract end date	

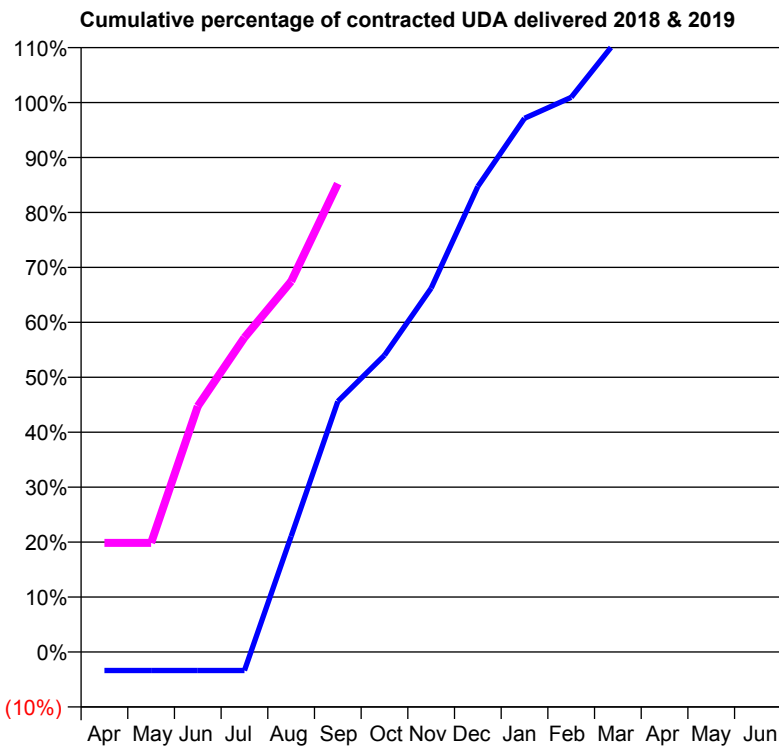
18/19 Contracted general activity (UDA)	680
Carry forward general activity (UDA)	-14
18/19 Contracted orthodontic activity (UOA)	0
Carry forward orthodontic activity (UOA)	0
Baseline contract value	£18,277.71

ACCESS*

Patients seen in 24 months	Total	Change since previous quarter
Quarter ending September 2017	382	
Quarter ending December 2017	382	→
Quarter ending March 2018	376	↓
Quarter ending June 2018	370	↓
Quarter ending September 2018	355	↓
Variance since September 2017	(7.1%)	↓



ACTIVITY



Month	Adjusted Scheduled Activity (UDA)	
	2018	2019
April	-23	135
May	-23	135
June	-23	304
July	-23	389
August	143	459
September	310	580
October	367	
November	450	
December	576	
January	660	
February	686	
March	759	
April	774	
May	774	
June	774	

QUALITY

	Quantity	Base Number	Contract	AT	Region	England
% of FP17s for the same patient ID Re-attending within 3 months - Children	8	213	3.8%	9.9%	11.5%	11.6%
% of FP17s for the same patient ID Re-attending within 3 months - Adults	1	12	8.3%	15.6%	16.5%	15.5%
% of FP17s for the same patient ID Re-attending between 3 & 9 months - Children	119	213	55.9%	48.4%	48.5%	58.8%
% of FP17s for the same patient ID Re-attending between 3 & 9 months - Adults	8	12	66.7%	38.4%	39.1%	51.1%
% of FP17s for Band 1 Urgent Courses	3	218	1.4%	11.0%	10.6%	9.0%
% of FP17s Relating to Free Repair or Replacements	0	218	0.0%	0.5%	0.5%	0.8%
% of FP17s Relating to Continuations	0	218	0.0%	0.5%	0.7%	0.9%
% of Patients satisfied with the dentistry they have received	0	0	N/A	89.0%	90.5%	93.3%
% of Patients satisfied with the time they had to wait for an appointment	0	0	N/A	85.3%	85.1%	88.9%

* This is based on patients treated on this contract for their most recent course of treatment. Figures in italics indicate the base number of FP17s or Patient Questionnaire responses are less than 100. N/A is shown where the base number of responses is less than 10 during the period. % is calculated as Quantity/Base number*100

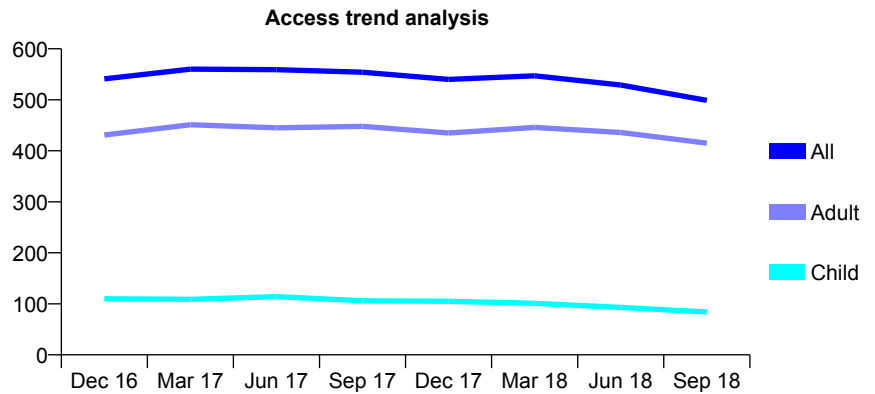
Q62 - Vital Signs At a Glance Contract Report for 239976/0002 - September 2018

Name or company name	MR WA TOWOLAWI
Contract type name	GDS Contract
Purpose of contract	General
Contract start date	01/04/2006
Contract end date	

18/19 Contracted general activity (UDA)	1,685
Carry forward general activity (UDA)	-7
18/19 Contracted orthodontic activity (UOA)	0
Carry forward orthodontic activity (UOA)	0
Baseline contract value	£51,761.81

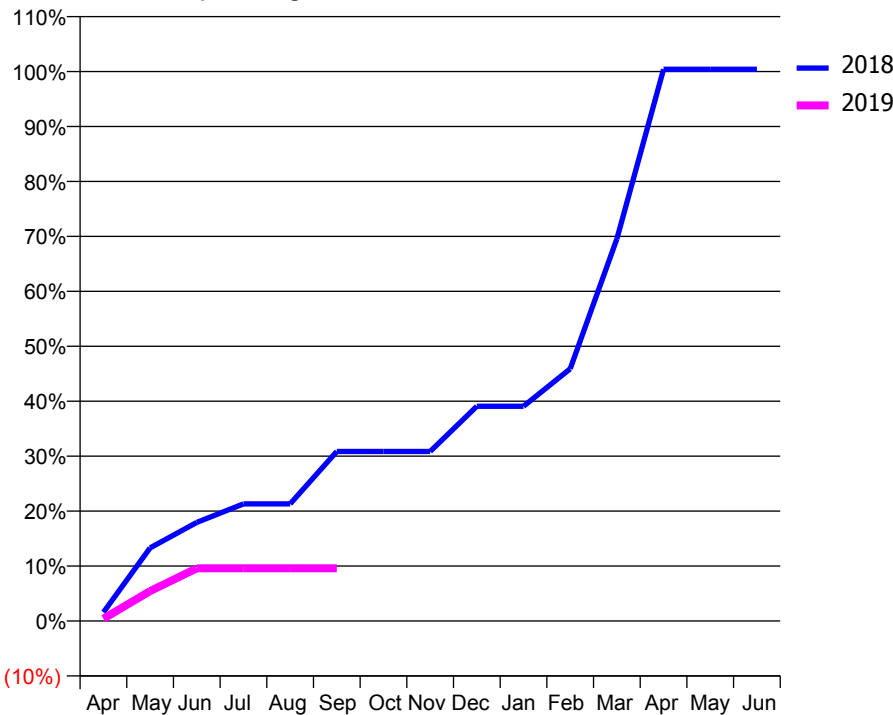
ACCESS*

Patients seen in 24 months	Total	Change since previous quarter
Quarter ending September 2017	554	
Quarter ending December 2017	540	↓
Quarter ending March 2018	547	→
Quarter ending June 2018	529	↓
Quarter ending September 2018	499	↓
Variance since September 2017	(9.9%)	↓



ACTIVITY

Cumulative percentage of contracted UDA delivered 2018 & 2019



Month	Adjusted Scheduled Activity (UDA)	
	2018	2019
April	27	7
May	224	92
June	302	162
July	359	162
August	359	162
September	520	162
October	520	
November	520	
December	659	
January	659	
February	774	
March	1,172	
April	1,692	
May	1,692	
June	1,692	

QUALITY

	Quantity	Base Number	Contract	AT	Region	England
% of FP17s for the same patient ID Re-attending within 3 months - Children	4	32	12.5%	9.9%	11.5%	11.6%
% of FP17s for the same patient ID Re-attending within 3 months - Adults	30	156	19.2%	15.6%	16.5%	15.5%
% of FP17s for the same patient ID Re-attending between 3 & 9 months - Children	6	32	18.8%	48.4%	48.5%	58.8%
% of FP17s for the same patient ID Re-attending between 3 & 9 months - Adults	23	156	14.7%	38.4%	39.1%	51.1%
% of FP17s for Band 1 Urgent Courses	28	65	43.1%	11.0%	10.6%	9.0%
% of FP17s Relating to Free Repair or Replacements	0	65	0.0%	0.5%	0.5%	0.8%
% of FP17s Relating to Continuations	0	65	0.0%	0.5%	0.7%	0.9%
% of Patients satisfied with the dentistry they have received	0	0	N/A	89.0%	90.5%	93.3%
% of Patients satisfied with the time they had to wait for an appointment	0	0	N/A	85.3%	85.1%	88.9%

* This is based on patients treated on this contract for their most recent course of treatment. Figures in italics indicate the base number of FP17s or Patient Questionnaire responses are less than 100. N/A is shown where the base number of responses is less than 10 during the period. % is calculated as Quantity/Base number*100

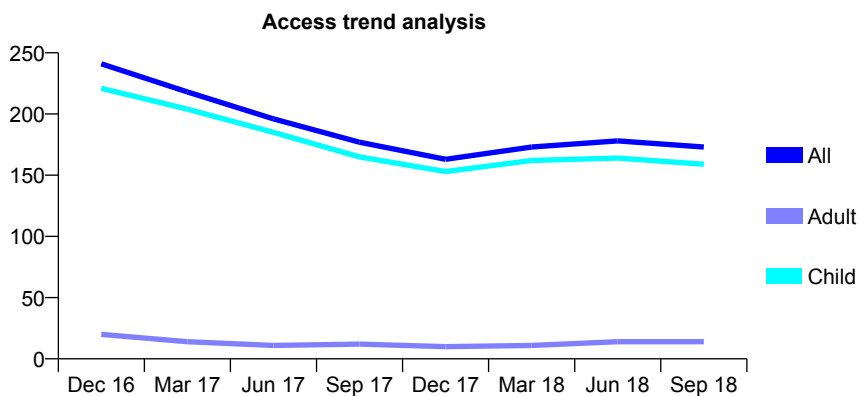
Q62 - Vital Signs At a Glance Contract Report for 245976/0001 - September 2018

Name or company name	MISS Y LIU
Contract type name	GDS Contract
Purpose of contract	General
Contract start date	01/04/2006
Contract end date	

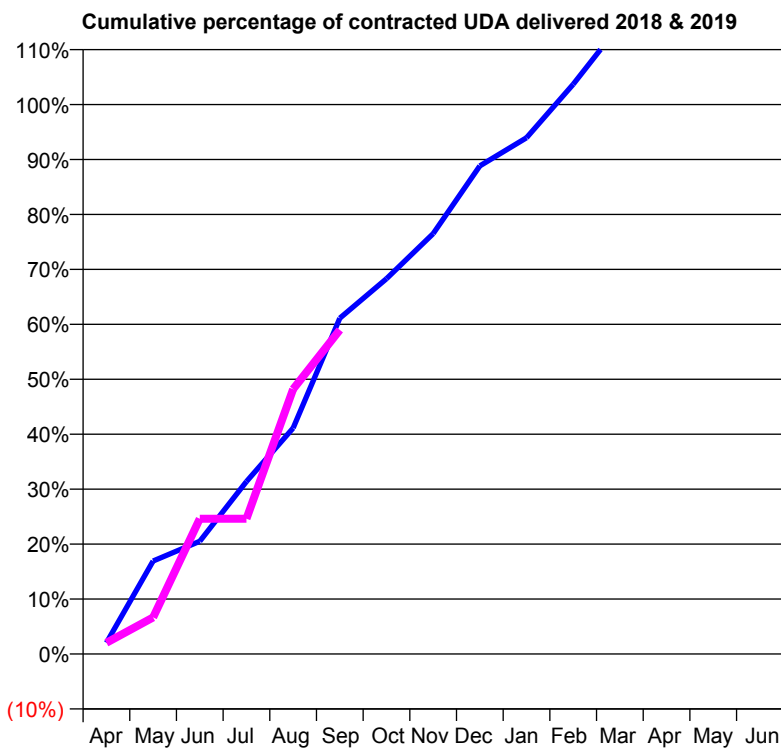
18/19 Contracted general activity (UDA)	195
Carry forward general activity (UDA)	-4
18/19 Contracted orthodontic activity (UOA)	0
Carry forward orthodontic activity (UOA)	0
Baseline contract value	£3,552.87

ACCESS*

Patients seen in 24 months	Total	Change since previous quarter
Quarter ending September 2017	177	
Quarter ending December 2017	163	↓
Quarter ending March 2018	173	↑
Quarter ending June 2018	178	↑
Quarter ending September 2018	173	↓
Variance since September 2017	(2.3%)	↓



ACTIVITY



Adjusted Scheduled Activity (UDA)		
Month	2018	2019
April	4	4
May	33	13
June	40	48
July	61	48
August	80	94
September	119	115
October	133	
November	149	
December	173	
January	183	
February	202	
March	223	
April	266	
May	284	
June	284	

QUALITY

	Quantity	Base Number	Contract	AT	Region	England
% of FP17s for the same patient ID Re-attending within 3 months - Children	8	139	5.8%	9.9%	11.5%	11.6%
% of FP17s for the same patient ID Re-attending within 3 months - Adults	0	0	N/A	15.6%	16.5%	15.5%
% of FP17s for the same patient ID Re-attending between 3 & 9 months - Children	81	139	58.3%	48.4%	48.5%	58.8%
% of FP17s for the same patient ID Re-attending between 3 & 9 months - Adults	0	0	N/A	38.4%	39.1%	51.1%
% of FP17s for Band 1 Urgent Courses	0	91	0.0%	11.0%	10.6%	9.0%
% of FP17s Relating to Free Repair or Replacements	0	91	0.0%	0.5%	0.5%	0.8%
% of FP17s Relating to Continuations	0	91	0.0%	0.5%	0.7%	0.9%
% of Patients satisfied with the dentistry they have received	0	0	N/A	89.0%	90.5%	93.3%
% of Patients satisfied with the time they had to wait for an appointment	0	0	N/A	85.3%	85.1%	88.9%

* This is based on patients treated on this contract for their most recent course of treatment. Figures in italics indicate the base number of FP17s or Patient Questionnaire responses are less than 100. N/A is shown where the base number of responses is less than 10 during the period. % is calculated as Quantity/Base number*100

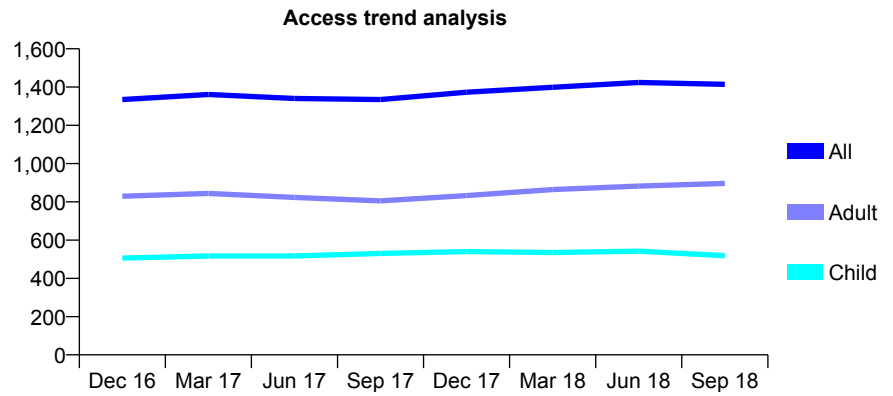
Q62 - Vital Signs At a Glance Contract Report for 250562/0001 - September 2018

Name or company name	MRS R KUNWARDIA
Contract type name	GDS Contract
Purpose of contract	General
Contract start date	01/04/2006
Contract end date	

18/19 Contracted general activity (UDA)	2,910
Carry forward general activity (UDA)	96
18/19 Contracted orthodontic activity (UOA)	0
Carry forward orthodontic activity (UOA)	0
Baseline contract value	£81,054.96

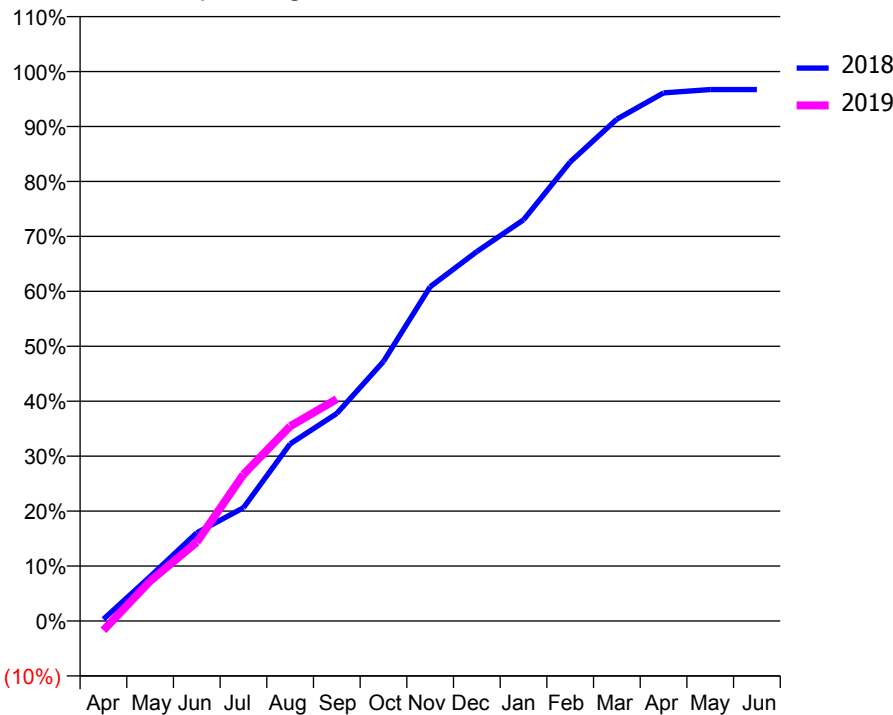
ACCESS*

Patients seen in 24 months	Total	Change since previous quarter
Quarter ending September 2017	1,335	
Quarter ending December 2017	1,373	↑
Quarter ending March 2018	1,399	→
Quarter ending June 2018	1,424	→
Quarter ending September 2018	1,414	→
Variance since September 2017	5.9%	↑



ACTIVITY

Cumulative percentage of contracted UDA delivered 2018 & 2019



Adjusted Scheduled Activity (UDA)		
Month	2018	2019
April	9	-50
May	236	211
June	467	418
July	600	776
August	938	1,032
September	1,099	1,175
October	1,375	
November	1,770	
December	1,956	
January	2,124	
February	2,431	
March	2,658	
April	2,797	
May	2,814	
June	2,814	

QUALITY

	Quantity	Base Number	Contract	AT	Region	England
% of FP17s for the same patient ID Re-attending within 3 months - Children	6	335	1.8%	9.9%	11.5%	11.6%
% of FP17s for the same patient ID Re-attending within 3 months - Adults	25	483	5.2%	15.6%	16.5%	15.5%
% of FP17s for the same patient ID Re-attending between 3 & 9 months - Children	221	335	66.0%	48.4%	48.5%	58.8%
% of FP17s for the same patient ID Re-attending between 3 & 9 months - Adults	221	483	45.8%	38.4%	39.1%	51.1%
% of FP17s for Band 1 Urgent Courses	67	731	9.2%	11.0%	10.6%	9.0%
% of FP17s Relating to Free Repair or Replacements	5	731	0.7%	0.5%	0.5%	0.8%
% of FP17s Relating to Continuations	0	731	0.0%	0.5%	0.7%	0.9%
% of Patients satisfied with the dentistry they have received	0	0	N/A	89.0%	90.5%	93.3%
% of Patients satisfied with the time they had to wait for an appointment	0	0	N/A	85.3%	85.1%	88.9%

* This is based on patients treated on this contract for their most recent course of treatment. Figures in italics indicate the base number of FP17s or Patient Questionnaire responses are less than 100. N/A is shown where the base number of responses is less than 10 during the period. % is calculated as Quantity/Base number*100

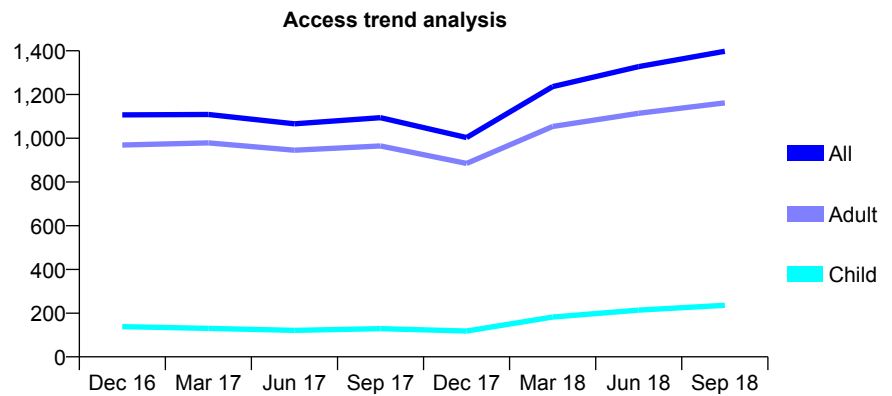
Q62 - Vital Signs At a Glance Contract Report for 251267/0001 - September 2018

Name or company name	MR HS MAUDUDI
Contract type name	GDS Contract
Purpose of contract	General
Contract start date	01/04/2006
Contract end date	

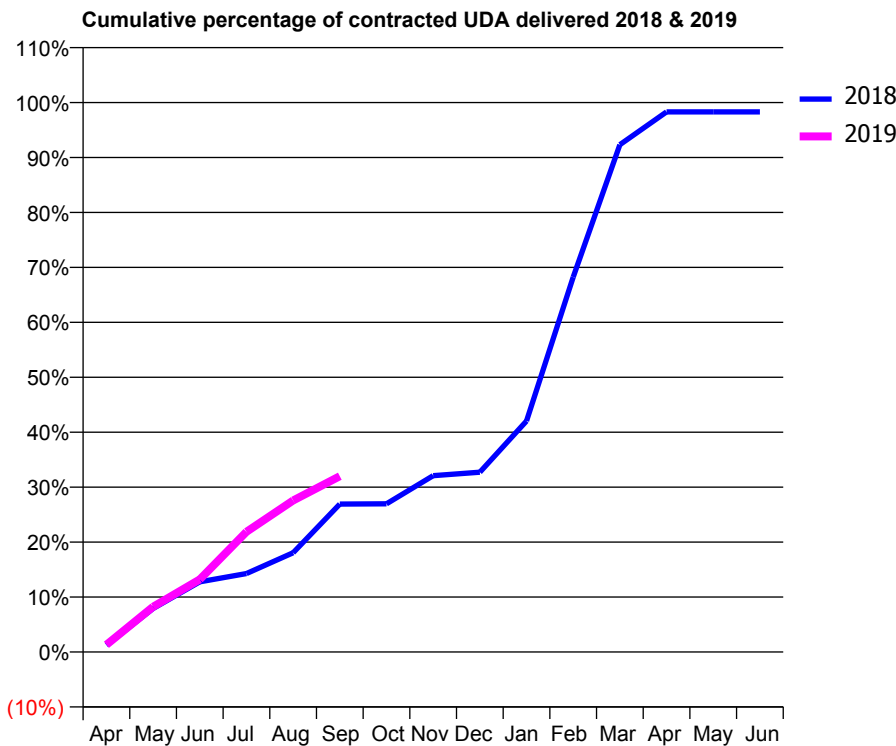
18/19 Contracted general activity (UDA)	4,500
Carry forward general activity (UDA)	44
18/19 Contracted orthodontic activity (UOA)	0
Carry forward orthodontic activity (UOA)	0
Baseline contract value	£112,500.00

ACCESS*

Patients seen in 24 months	Total	Change since previous quarter
Quarter ending September 2017	1,094	
Quarter ending December 2017	1,003	↓
Quarter ending March 2018	1,236	↑
Quarter ending June 2018	1,328	↑
Quarter ending September 2018	1,398	↑
Variance since September 2017	27.8%	↑



ACTIVITY



Month	Adjusted Scheduled Activity (UDA)	
	2018	2019
April	32	59
May	203	370
June	328	594
July	366	985
August	464	1,241
September	691	1,440
October	692	
November	823	
December	840	
January	1,079	
February	1,751	
March	2,369	
April	2,522	
May	2,522	
June	2,522	

QUALITY

	Quantity	Base Number	Contract	AT	Region	England
% of FP17s for the same patient ID Re-attending within 3 months - Children	2	110	1.8%	9.9%	11.5%	11.6%
% of FP17s for the same patient ID Re-attending within 3 months - Adults	27	438	6.2%	15.6%	16.5%	15.5%
% of FP17s for the same patient ID Re-attending between 3 & 9 months - Children	14	110	12.7%	48.4%	48.5%	58.8%
% of FP17s for the same patient ID Re-attending between 3 & 9 months - Adults	57	438	13.0%	38.4%	39.1%	51.1%
% of FP17s for Band 1 Urgent Courses	36	503	7.2%	11.0%	10.6%	9.0%
% of FP17s Relating to Free Repair or Replacements	2	503	0.4%	0.5%	0.5%	0.8%
% of FP17s Relating to Continuations	0	503	0.0%	0.5%	0.7%	0.9%
% of Patients satisfied with the dentistry they have received	1	1	N/A	89.0%	90.5%	93.3%
% of Patients satisfied with the time they had to wait for an appointment	1	1	N/A	85.3%	85.1%	88.9%

* This is based on patients treated on this contract for their most recent course of treatment. Figures in italics indicate the base number of FP17s or Patient Questionnaire responses are less than 100. N/A is shown where the base number of responses is less than 10 during the period. % is calculated as Quantity/Base number*100

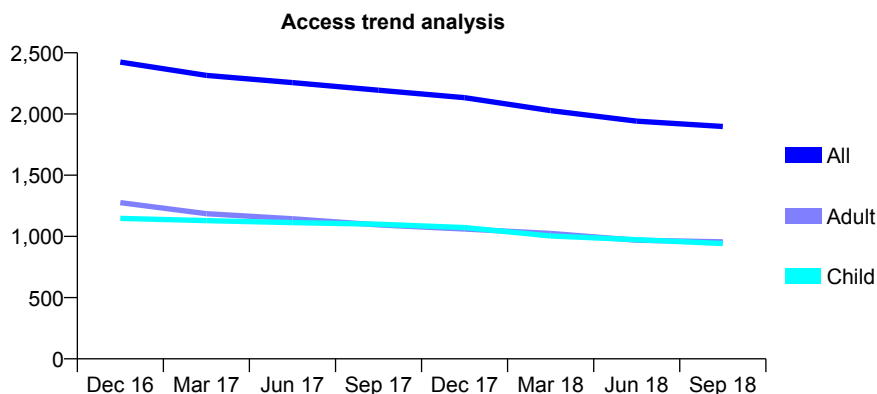
Q62 - Vital Signs At a Glance Contract Report for 251305/0001 - September 2018

Name or company name	MISS V IZADPANAHI
Contract type name	GDS Contract
Purpose of contract	General
Contract start date	01/04/2010
Contract end date	

18/19 Contracted general activity (UDA)	7,829
Carry forward general activity (UDA)	268
18/19 Contracted orthodontic activity (UOA)	0
Carry forward orthodontic activity (UOA)	0
Baseline contract value	£221,458.24

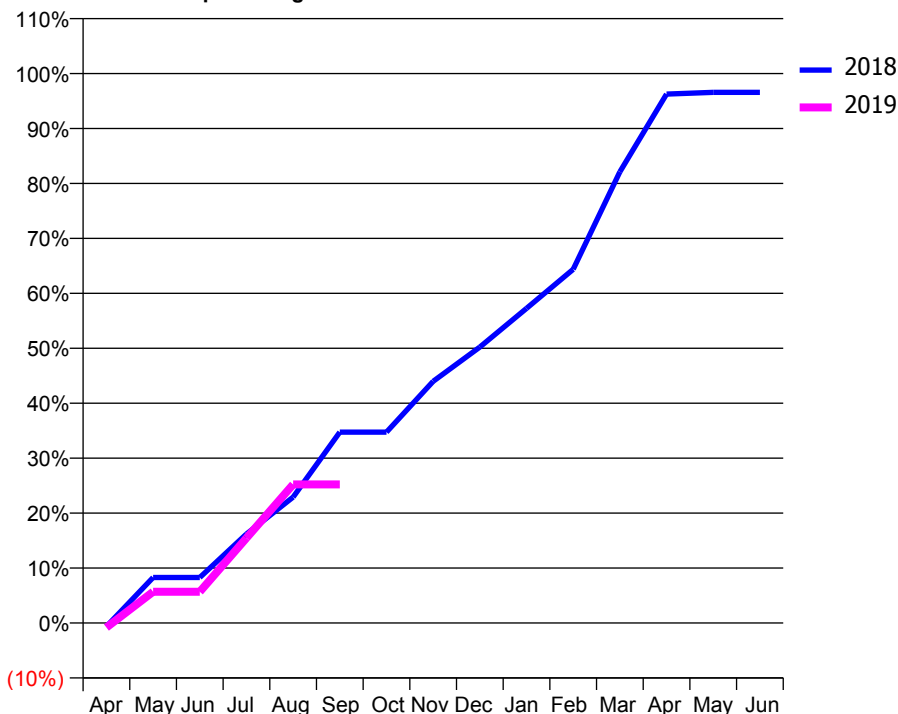
ACCESS*

Patients seen in 24 months	Total	Change since previous quarter
Quarter ending September 2017	2,194	
Quarter ending December 2017	2,133	↓
Quarter ending March 2018	2,028	↓
Quarter ending June 2018	1,942	↓
Quarter ending September 2018	1,898	↓
Variance since September 2017	(13.5%)	↓



ACTIVITY

Cumulative percentage of contracted UDA delivered 2018 & 2019



Adjusted Scheduled Activity (UDA)

Month	2018	2019
April	-51	-66
May	649	446
June	649	446
July	1,269	1,211
August	1,795	1,975
September	2,719	1,975
October	2,719	
November	3,444	
December	3,932	
January	4,482	
February	5,040	
March	6,428	
April	7,536	
May	7,561	
June	7,561	

QUALITY

	Quantity	Base Number	Contract	AT	Region	England
% of FP17s for the same patient ID Re-attending within 3 months - Children	18	427	4.2%	9.9%	11.5%	11.6%
% of FP17s for the same patient ID Re-attending within 3 months - Adults	55	434	12.7%	15.6%	16.5%	15.5%
% of FP17s for the same patient ID Re-attending between 3 & 9 months - Children	211	427	49.4%	48.4%	48.5%	58.8%
% of FP17s for the same patient ID Re-attending between 3 & 9 months - Adults	187	434	43.1%	38.4%	39.1%	51.1%
% of FP17s for Band 1 Urgent Courses	75	712	10.5%	11.0%	10.6%	9.0%
% of FP17s Relating to Free Repair or Replacements	1	712	0.1%	0.5%	0.5%	0.8%
% of FP17s Relating to Continuations	1	712	0.1%	0.5%	0.7%	0.9%
% of Patients satisfied with the dentistry they have received	1	1	N/A	89.0%	90.5%	93.3%
% of Patients satisfied with the time they had to wait for an appointment	1	1	N/A	85.3%	85.1%	88.9%

* This is based on patients treated on this contract for their most recent course of treatment. Figures in italics indicate the base number of FP17s or Patient Questionnaire responses are less than 100. N/A is shown where the base number of responses is less than 10 during the period. % is calculated as Quantity/Base number*100

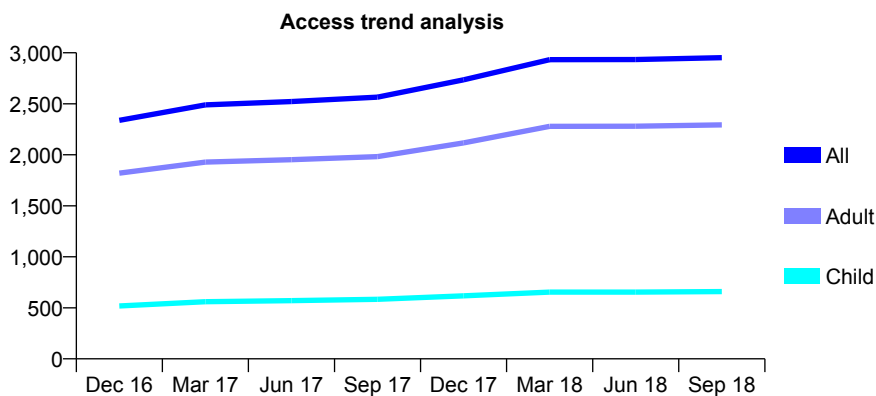
Q62 - Vital Signs At a Glance Contract Report for 254231/0001 - September 2018

Name or company name	MR SH PEZESHKI
Contract type name	GDS Contract
Purpose of contract	General
Contract start date	04/01/2010
Contract end date	

18/19 Contracted general activity (UDA)	8,200
Carry forward general activity (UDA)	-21
18/19 Contracted orthodontic activity (UOA)	0
Carry forward orthodontic activity (UOA)	0
Baseline contract value	£230,575.30

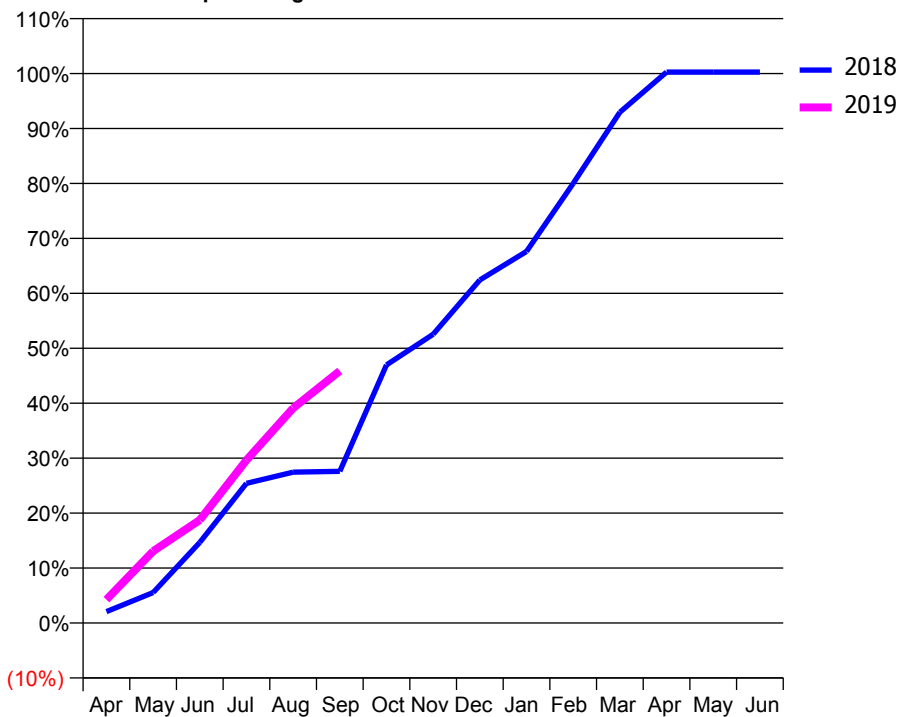
ACCESS*

Patients seen in 24 months	Total	Change since previous quarter
Quarter ending September 2017	2,566	
Quarter ending December 2017	2,735	↑
Quarter ending March 2018	2,933	↑
Quarter ending June 2018	2,934	→
Quarter ending September 2018	2,952	→
Variance since September 2017	15.0%	↑



ACTIVITY

Cumulative percentage of contracted UDA delivered 2018 & 2019



Adjusted Scheduled Activity (UDA)

Month	2018	2019
April	171	350
May	454	1,071
June	1,202	1,537
July	2,085	2,432
August	2,251	3,206
September	2,264	3,761
October	3,851	
November	4,309	
December	5,118	
January	5,546	
February	6,559	
March	7,622	
April	8,221	
May	8,221	
June	8,221	

QUALITY

	Quantity	Base Number	Contract	AT	Region	England
% of FP17s for the same patient ID Re-attending within 3 months - Children	30	317	9.5%	9.9%	11.5%	11.6%
% of FP17s for the same patient ID Re-attending within 3 months - Adults	181	1,080	16.8%	15.6%	16.5%	15.5%
% of FP17s for the same patient ID Re-attending between 3 & 9 months - Children	124	317	39.1%	48.4%	48.5%	58.8%
% of FP17s for the same patient ID Re-attending between 3 & 9 months - Adults	358	1,080	33.1%	38.4%	39.1%	51.1%
% of FP17s for Band 1 Urgent Courses	185	1,256	14.7%	11.0%	10.6%	9.0%
% of FP17s Relating to Free Repair or Replacements	1	1,256	0.1%	0.5%	0.5%	0.8%
% of FP17s Relating to Continuations	21	1,256	1.7%	0.5%	0.7%	0.9%
% of Patients satisfied with the dentistry they have received	3	3	N/A	89.0%	90.5%	93.3%
% of Patients satisfied with the time they had to wait for an appointment	3	3	N/A	85.3%	85.1%	88.9%

* This is based on patients treated on this contract for their most recent course of treatment. Figures in italics indicate the base number of FP17s or Patient Questionnaire responses are less than 100. N/A is shown where the base number of responses is less than 10 during the period. % is calculated as Quantity/Base number*100

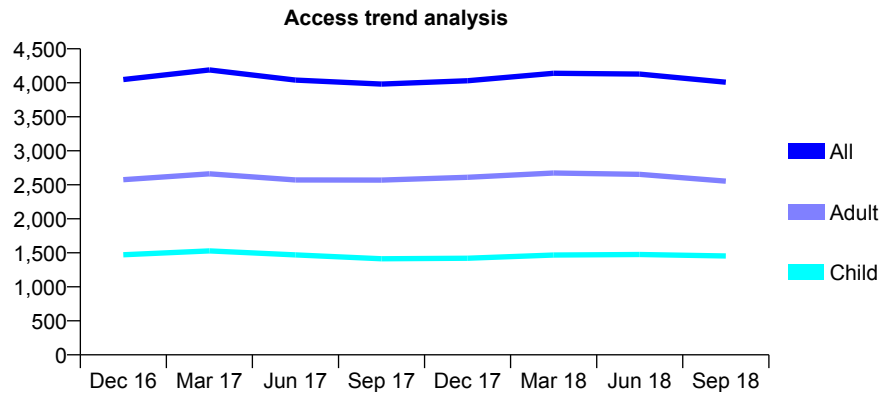
Q62 - Vital Signs At a Glance Contract Report for 261416/0001 - September 2018

Name or company name	MR JS JEER
Contract type name	GDS Contract
Purpose of contract	General
Contract start date	01/04/2006
Contract end date	

18/19 Contracted general activity (UDA)	11,840
Carry forward general activity (UDA)	0
18/19 Contracted orthodontic activity (UOA)	0
Carry forward orthodontic activity (UOA)	0
Baseline contract value	£338,926.51

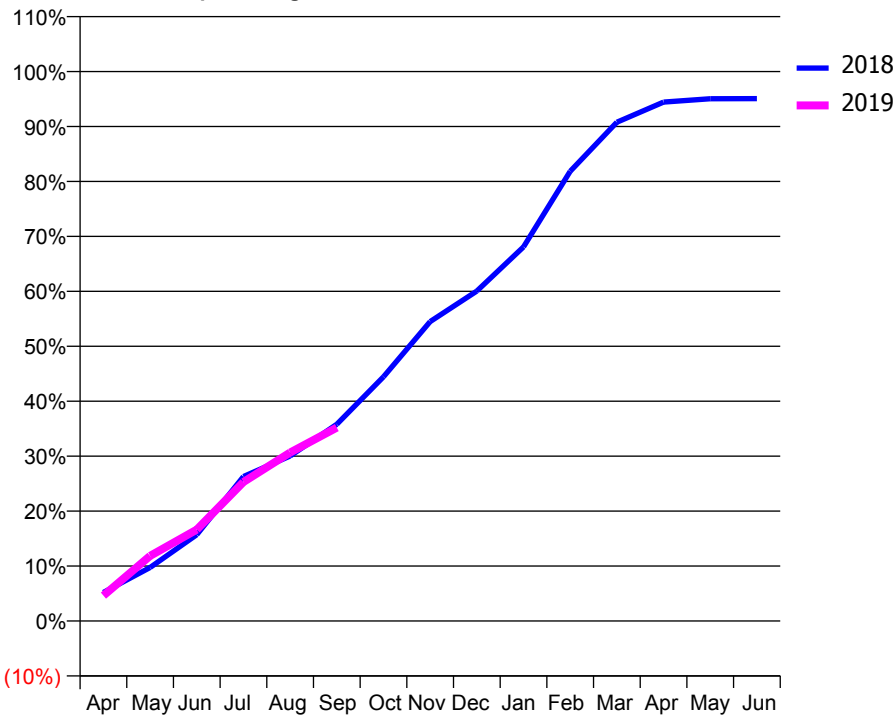
ACCESS*

Patients seen in 24 months	Total	Change since previous quarter
Quarter ending September 2017	3,982	
Quarter ending December 2017	4,030	→
Quarter ending March 2018	4,140	↑
Quarter ending June 2018	4,129	→
Quarter ending September 2018	4,008	↓
Variance since September 2017	0.7%	→



ACTIVITY

Cumulative percentage of contracted UDA delivered 2018 & 2019



Month	Adjusted Scheduled Activity (UDA)	
	2018	2019
April	616	546
May	1,154	1,403
June	1,861	1,970
July	3,113	2,996
August	3,555	3,630
September	4,239	4,168
October	5,261	
November	6,452	
December	7,110	
January	8,062	
February	9,690	
March	10,746	
April	11,181	
May	11,254	
June	11,255	

QUALITY

	Quantity	Base Number	Contract	AT	Region	England
% of FP17s for the same patient ID Re-attending within 3 months - Children	79	887	8.9%	9.9%	11.5%	11.6%
% of FP17s for the same patient ID Re-attending within 3 months - Adults	238	1,332	17.9%	15.6%	16.5%	15.5%
% of FP17s for the same patient ID Re-attending between 3 & 9 months - Children	491	887	55.4%	48.4%	48.5%	58.8%
% of FP17s for the same patient ID Re-attending between 3 & 9 months - Adults	591	1,332	44.4%	38.4%	39.1%	51.1%
% of FP17s for Band 1 Urgent Courses	266	2,042	13.0%	11.0%	10.6%	9.0%
% of FP17s Relating to Free Repair or Replacements	22	2,042	1.1%	0.5%	0.5%	0.8%
% of FP17s Relating to Continuations	0	2,042	0.0%	0.5%	0.7%	0.9%
% of Patients satisfied with the dentistry they have received	1	1	N/A	89.0%	90.5%	93.3%
% of Patients satisfied with the time they had to wait for an appointment	1	1	N/A	85.3%	85.1%	88.9%

* This is based on patients treated on this contract for their most recent course of treatment. Figures in italics indicate the base number of FP17s or Patient Questionnaire responses are less than 100. N/A is shown where the base number of responses is less than 10 during the period. % is calculated as Quantity/Base number*100

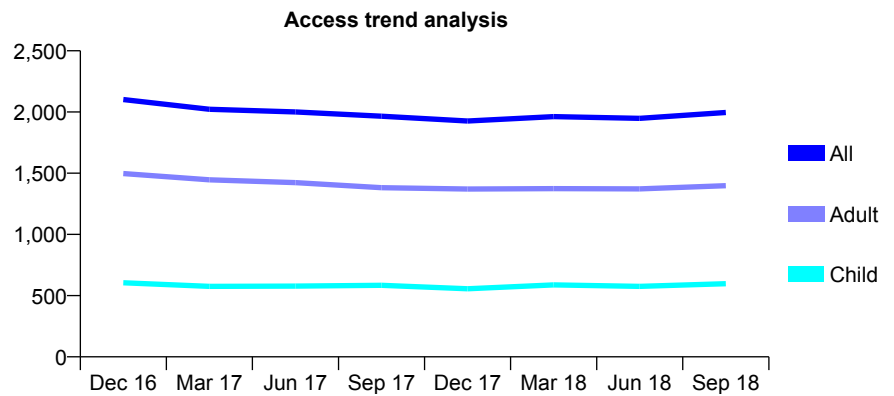
Q62 - Vital Signs At a Glance Contract Report for 262455/0001 - September 2018

Name or company name	Mr Chirag Shah
Contract type name	GDS Contract
Purpose of contract	General
Contract start date	01/04/2006
Contract end date	

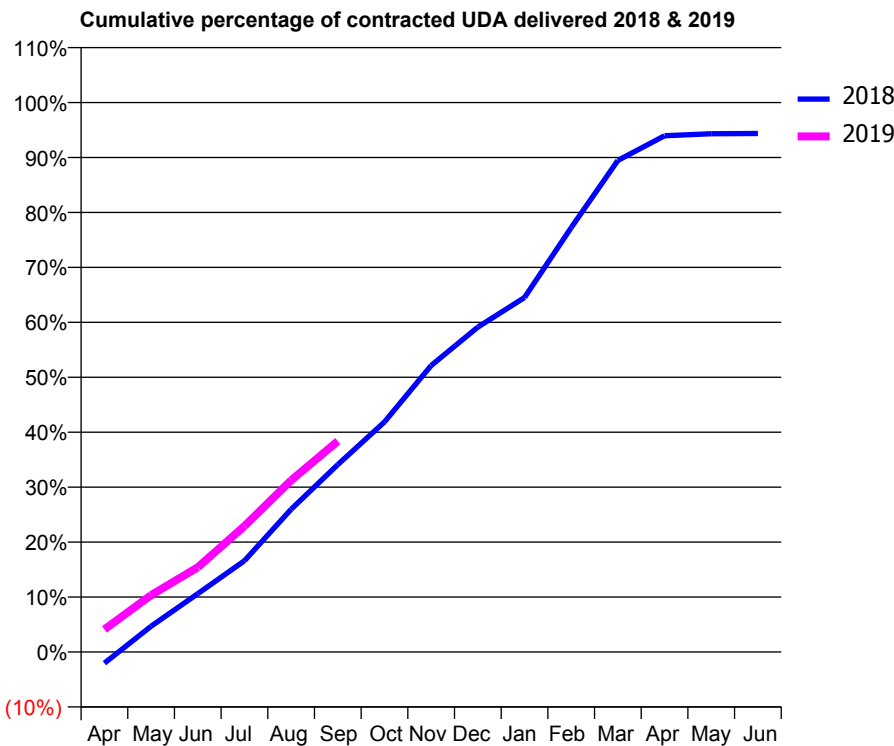
18/19 Contracted general activity (UDA)	7,433
Carry forward general activity (UDA)	0
18/19 Contracted orthodontic activity (UOA)	0
Carry forward orthodontic activity (UOA)	0
Baseline contract value	£187,827.58

ACCESS*

Patients seen in 24 months	Total	Change since previous quarter
Quarter ending September 2017	1,966	
Quarter ending December 2017	1,927	↓
Quarter ending March 2018	1,962	→
Quarter ending June 2018	1,948	→
Quarter ending September 2018	1,996	↑
Variance since September 2017	1.5%	→



ACTIVITY



Month	Adjusted Scheduled Activity (UDA)	
	2018	2019
April	-152	306
May	349	770
June	789	1,146
July	1,234	1,703
August	1,931	2,322
September	2,536	2,852
October	3,113	
November	3,875	
December	4,395	
January	4,796	
February	5,740	
March	6,650	
April	6,982	
May	7,010	
June	7,013	

QUALITY

	Quantity	Base Number	Contract	AT	Region	England
% of FP17s for the same patient ID Re-attending within 3 months - Children	17	315	5.4%	9.9%	11.5%	11.6%
% of FP17s for the same patient ID Re-attending within 3 months - Adults	46	622	7.4%	15.6%	16.5%	15.5%
% of FP17s for the same patient ID Re-attending between 3 & 9 months - Children	101	315	32.1%	48.4%	48.5%	58.8%
% of FP17s for the same patient ID Re-attending between 3 & 9 months - Adults	154	622	24.8%	38.4%	39.1%	51.1%
% of FP17s for Band 1 Urgent Courses	24	854	2.8%	11.0%	10.6%	9.0%
% of FP17s Relating to Free Repair or Replacements	3	854	0.4%	0.5%	0.5%	0.8%
% of FP17s Relating to Continuations	9	854	1.1%	0.5%	0.7%	0.9%
% of Patients satisfied with the dentistry they have received	0	1	N/A	89.0%	90.5%	93.3%
% of Patients satisfied with the time they had to wait for an appointment	1	1	N/A	85.3%	85.1%	88.9%

* This is based on patients treated on this contract for their most recent course of treatment. Figures in italics indicate the base number of FP17s or Patient Questionnaire responses are less than 100. N/A is shown where the base number of responses is less than 10 during the period. % is calculated as Quantity/Base number*100

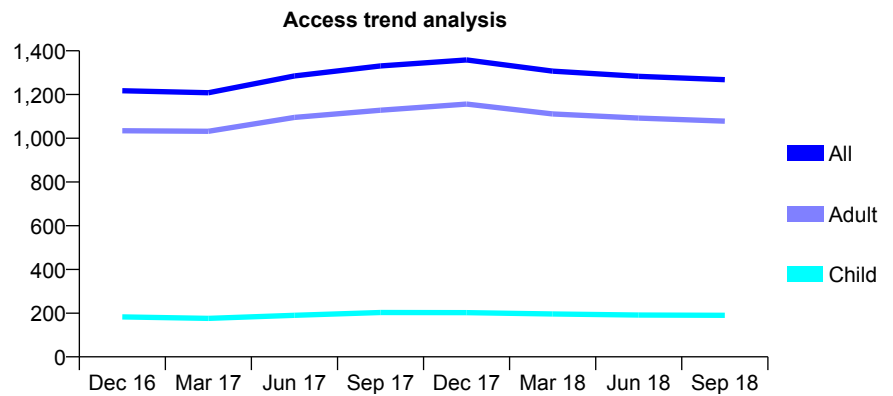
Q62 - Vital Signs At a Glance Contract Report for 263729/0001 - September 2018

Name or company name	Alia Faki Dental Practice
Contract type name	GDS Contract
Purpose of contract	General
Contract start date	01/04/2006
Contract end date	

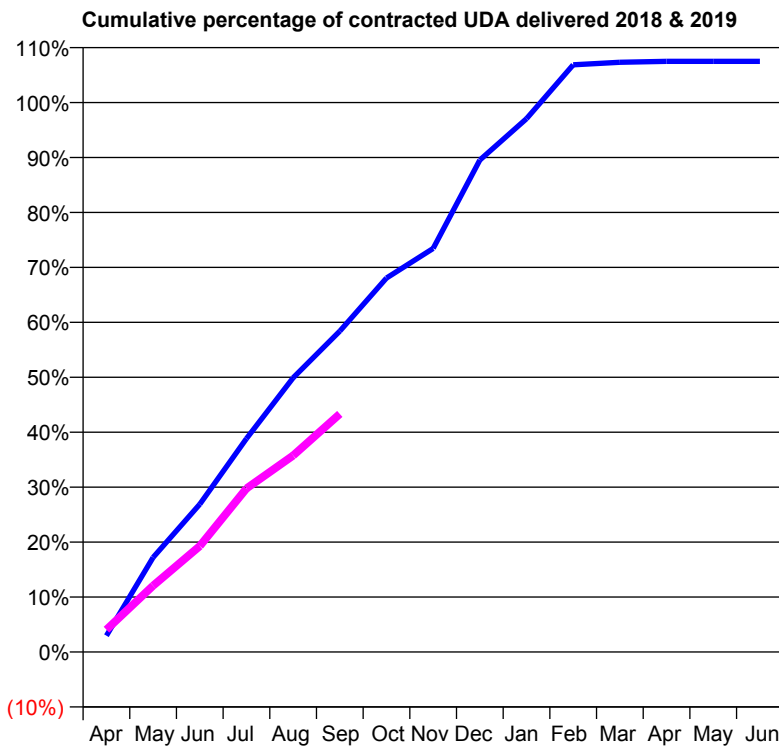
18/19 Contracted general activity (UDA)	3,178
Carry forward general activity (UDA)	-64
18/19 Contracted orthodontic activity (UOA)	0
Carry forward orthodontic activity (UOA)	0
Baseline contract value	£112,864.07

ACCESS*

Patients seen in 24 months	Total	Change since previous quarter
Quarter ending September 2017	1,331	
Quarter ending December 2017	1,358	↑
Quarter ending March 2018	1,307	↓
Quarter ending June 2018	1,283	↓
Quarter ending September 2018	1,268	↓
Variance since September 2017	(4.7%)	↓



ACTIVITY



Month	Adjusted Scheduled Activity (UDA)	
	2018	2019
April	95	129
May	547	384
June	855	613
July	1,234	946
August	1,586	1,136
September	1,856	1,377
October	2,163	
November	2,334	
December	2,845	
January	3,085	
February	3,396	
March	3,410	
April	3,416	
May	3,416	
June	3,416	

QUALITY

	Quantity	Base Number	Contract	AT	Region	England
% of FP17s for the same patient ID Re-attending within 3 months - Children	7	76	9.2%	9.9%	11.5%	11.6%
% of FP17s for the same patient ID Re-attending within 3 months - Adults	33	370	8.9%	15.6%	16.5%	15.5%
% of FP17s for the same patient ID Re-attending between 3 & 9 months - Children	15	76	19.7%	48.4%	48.5%	58.8%
% of FP17s for the same patient ID Re-attending between 3 & 9 months - Adults	88	370	23.8%	38.4%	39.1%	51.1%
% of FP17s for Band 1 Urgent Courses	77	442	17.4%	11.0%	10.6%	9.0%
% of FP17s Relating to Free Repair or Replacements	2	442	0.5%	0.5%	0.5%	0.8%
% of FP17s Relating to Continuations	0	442	0.0%	0.5%	0.7%	0.9%
% of Patients satisfied with the dentistry they have received	0	0	N/A	89.0%	90.5%	93.3%
% of Patients satisfied with the time they had to wait for an appointment	0	0	N/A	85.3%	85.1%	88.9%

* This is based on patients treated on this contract for their most recent course of treatment. Figures in italics indicate the base number of FP17s or Patient Questionnaire responses are less than 100. N/A is shown where the base number of responses is less than 10 during the period. % is calculated as Quantity/Base number*100

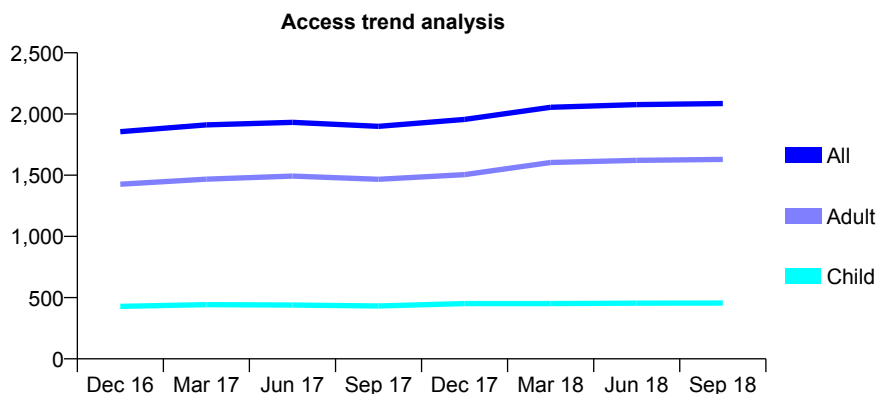
Q62 - Vital Signs At a Glance Contract Report for 263974/0001 - September 2018

Name or company name	MR A PATEL
Contract type name	GDS Contract
Purpose of contract	General
Contract start date	01/04/2006
Contract end date	

18/19 Contracted general activity (UDA)	7,011
Carry forward general activity (UDA)	31
18/19 Contracted orthodontic activity (UOA)	0
Carry forward orthodontic activity (UOA)	0
Baseline contract value	£208,161.07

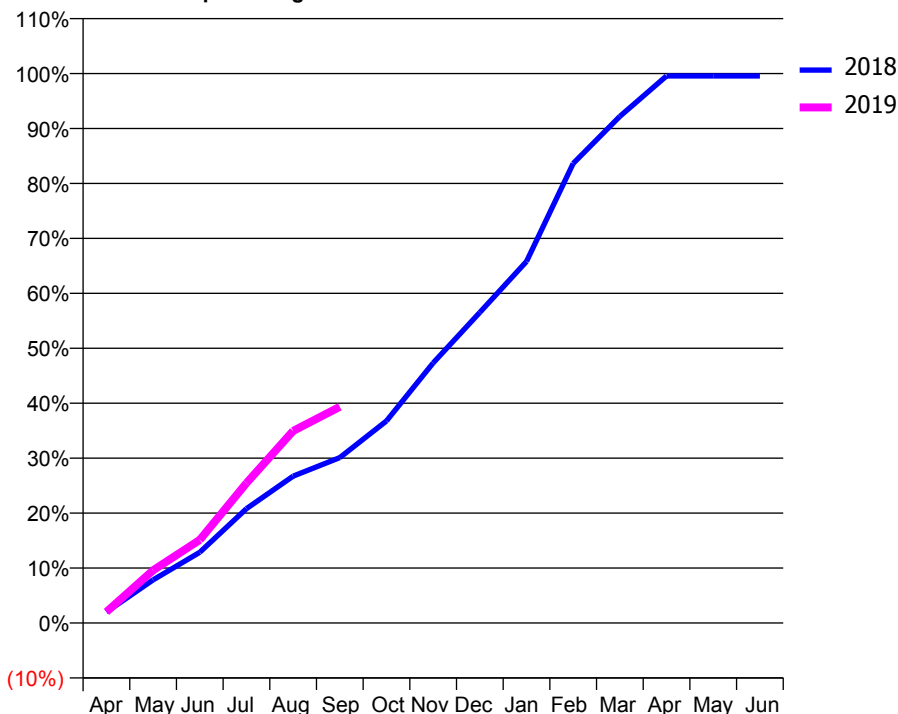
ACCESS*

Patients seen in 24 months	Total	Change since previous quarter
Quarter ending September 2017	1,899	
Quarter ending December 2017	1,956	↑
Quarter ending March 2018	2,055	↑
Quarter ending June 2018	2,077	→
Quarter ending September 2018	2,085	→
Variance since September 2017	9.8%	↑



ACTIVITY

Cumulative percentage of contracted UDA delivered 2018 & 2019



Month	Adjusted Scheduled Activity (UDA)	
	2018	2019
April	141	142
May	551	673
June	903	1,061
July	1,459	1,786
August	1,875	2,452
September	2,110	2,758
October	2,579	
November	3,318	
December	3,963	
January	4,614	
February	5,864	
March	6,465	
April	6,980	
May	6,980	
June	6,980	

QUALITY

	Quantity	Base Number	Contract	AT	Region	England
% of FP17s for the same patient ID Re-attending within 3 months - Children	18	222	8.1%	9.9%	11.5%	11.6%
% of FP17s for the same patient ID Re-attending within 3 months - Adults	123	829	14.8%	15.6%	16.5%	15.5%
% of FP17s for the same patient ID Re-attending between 3 & 9 months - Children	80	222	36.0%	48.4%	48.5%	58.8%
% of FP17s for the same patient ID Re-attending between 3 & 9 months - Adults	252	829	30.4%	38.4%	39.1%	51.1%
% of FP17s for Band 1 Urgent Courses	66	789	8.4%	11.0%	10.6%	9.0%
% of FP17s Relating to Free Repair or Replacements	7	789	0.9%	0.5%	0.5%	0.8%
% of FP17s Relating to Continuations	2	789	0.3%	0.5%	0.7%	0.9%
% of Patients satisfied with the dentistry they have received	0	0	N/A	89.0%	90.5%	93.3%
% of Patients satisfied with the time they had to wait for an appointment	0	0	N/A	85.3%	85.1%	88.9%

* This is based on patients treated on this contract for their most recent course of treatment. Figures in italics indicate the base number of FP17s or Patient Questionnaire responses are less than 100. N/A is shown where the base number of responses is less than 10 during the period. % is calculated as Quantity/Base number*100

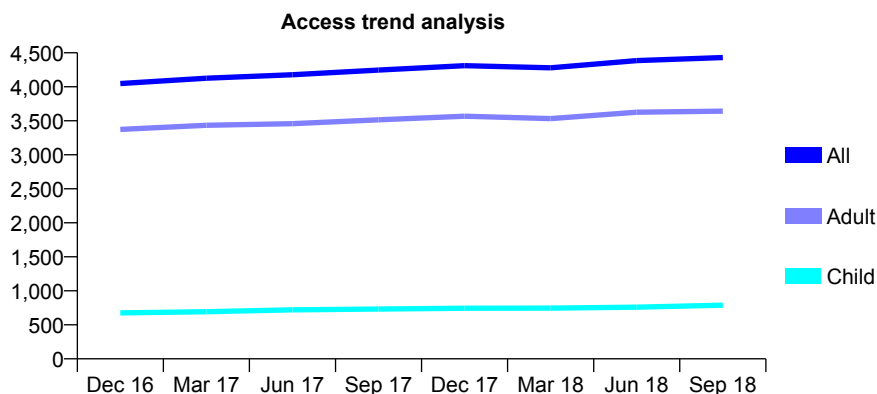
Q62 - Vital Signs At a Glance Contract Report for 271004/0001 - September 2018

Name or company name	80 Kensington Dental Clinic
Contract type name	GDS Contract
Purpose of contract	General
Contract start date	18/12/2006
Contract end date	

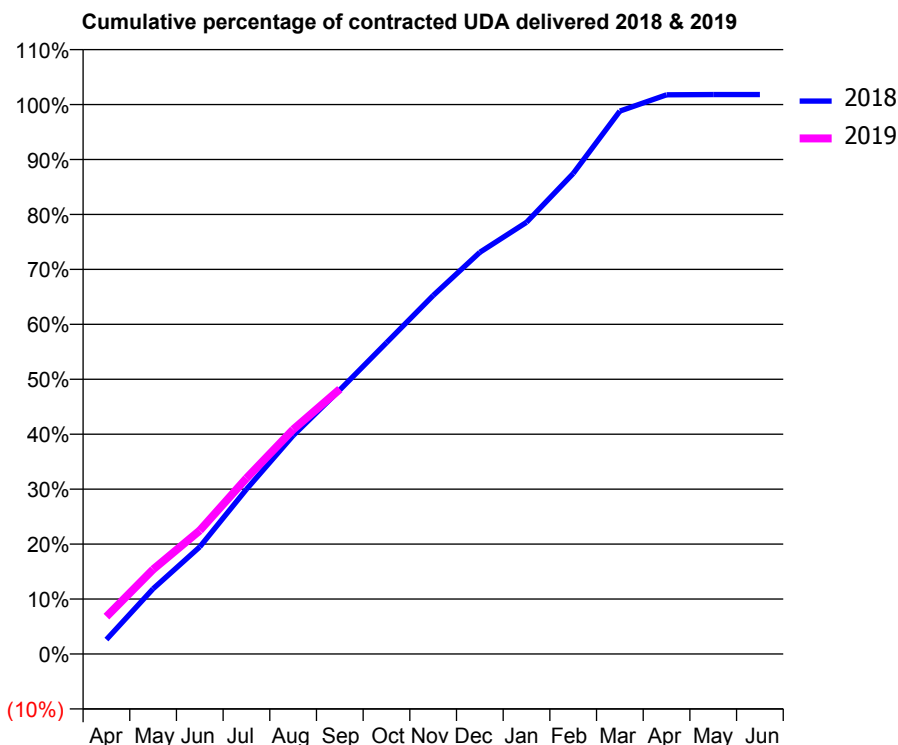
18/19 Contracted general activity (UDA)	16,794
Carry forward general activity (UDA)	-306
18/19 Contracted orthodontic activity (UOA)	0
Carry forward orthodontic activity (UOA)	0
Baseline contract value	£496,020.02

ACCESS*

Patients seen in 24 months	Total	Change since previous quarter
Quarter ending September 2017	4,246	
Quarter ending December 2017	4,311	→
Quarter ending March 2018	4,279	→
Quarter ending June 2018	4,385	↑
Quarter ending September 2018	4,431	→
Variance since September 2017	4.4%	↑



ACTIVITY



Adjusted Scheduled Activity (UDA)		
Month	2018	2019
April	441	1,144
May	1,994	2,588
June	3,273	3,775
July	5,035	5,374
August	6,678	6,859
September	8,072	8,096
October	9,515	
November	10,958	
December	12,276	
January	13,194	
February	14,685	
March	16,593	
April	17,091	
May	17,100	
June	17,100	

QUALITY

	Quantity	Base Number	Contract	AT	Region	England
% of FP17s for the same patient ID Re-attending within 3 months - Children	63	486	13.0%	9.9%	11.5%	11.6%
% of FP17s for the same patient ID Re-attending within 3 months - Adults	445	1,966	22.6%	15.6%	16.5%	15.5%
% of FP17s for the same patient ID Re-attending between 3 & 9 months - Children	173	486	35.6%	48.4%	48.5%	58.8%
% of FP17s for the same patient ID Re-attending between 3 & 9 months - Adults	489	1,966	24.9%	38.4%	39.1%	51.1%
% of FP17s for Band 1 Urgent Courses	442	2,272	19.5%	11.0%	10.6%	9.0%
% of FP17s Relating to Free Repair or Replacements	10	2,272	0.4%	0.5%	0.5%	0.8%
% of FP17s Relating to Continuations	17	2,272	0.7%	0.5%	0.7%	0.9%
% of Patients satisfied with the dentistry they have received	1	3	N/A	89.0%	90.5%	93.3%
% of Patients satisfied with the time they had to wait for an appointment	3	3	N/A	85.3%	85.1%	88.9%

* This is based on patients treated on this contract for their most recent course of treatment. Figures in italics indicate the base number of FP17s or Patient Questionnaire responses are less than 100. N/A is shown where the base number of responses is less than 10 during the period. % is calculated as Quantity/Base number*100

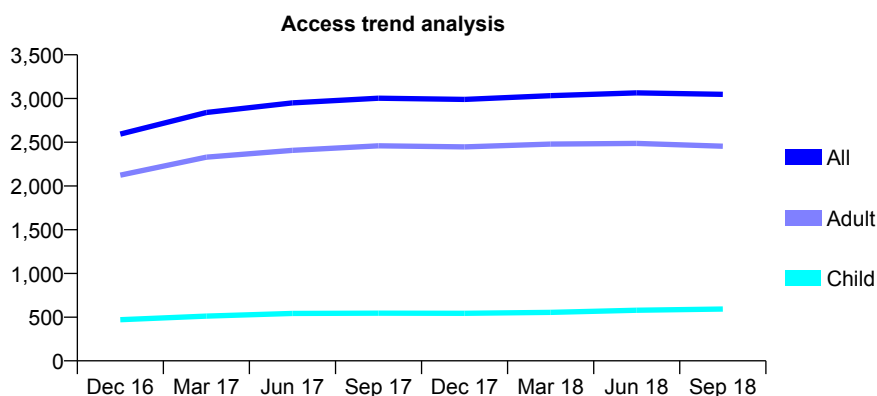
Q62 - Vital Signs At a Glance Contract Report for 271993/0001 - September 2018

Name or company name	MISS F GRAINGER
Contract type name	GDS Contract
Purpose of contract	General
Contract start date	22/06/2015
Contract end date	

18/19 Contracted general activity (UDA)	8,581
Carry forward general activity (UDA)	140
18/19 Contracted orthodontic activity (UOA)	0
Carry forward orthodontic activity (UOA)	0
Baseline contract value	£224,274.70

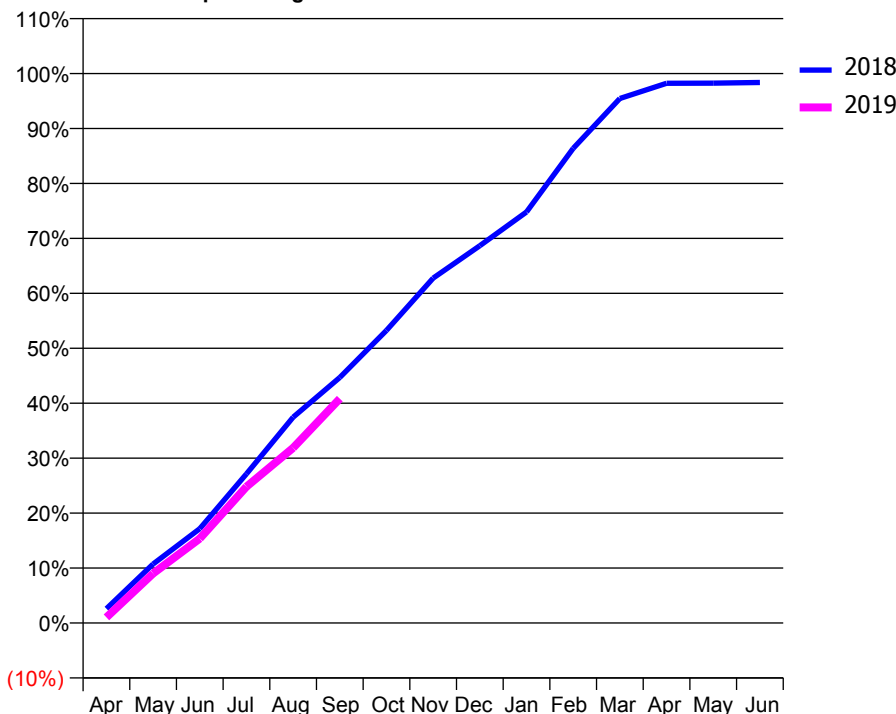
ACCESS*

Patients seen in 24 months	Total	Change since previous quarter
Quarter ending September 2017	3,004	
Quarter ending December 2017	2,990	→
Quarter ending March 2018	3,033	→
Quarter ending June 2018	3,064	→
Quarter ending September 2018	3,048	→
Variance since September 2017	1.5%	→



ACTIVITY

Cumulative percentage of contracted UDA delivered 2018 & 2019



Adjusted Scheduled Activity (UDA)

Month	2018	2019
April	223	89
May	921	774
June	1,474	1,319
July	2,329	2,130
August	3,213	2,736
September	3,834	3,503
October	4,569	
November	5,387	
December	5,891	
January	6,420	
February	7,413	
March	8,190	
April	8,429	
May	8,430	
June	8,441	

QUALITY

	Quantity	Base Number	Contract	AT	Region	England
% of FP17s for the same patient ID Re-attending within 3 months - Children	27	384	7.0%	9.9%	11.5%	11.6%
% of FP17s for the same patient ID Re-attending within 3 months - Adults	137	1,276	10.7%	15.6%	16.5%	15.5%
% of FP17s for the same patient ID Re-attending between 3 & 9 months - Children	168	384	43.8%	48.4%	48.5%	58.8%
% of FP17s for the same patient ID Re-attending between 3 & 9 months - Adults	453	1,276	35.5%	38.4%	39.1%	51.1%
% of FP17s for Band 1 Urgent Courses	115	1,575	7.3%	11.0%	10.6%	9.0%
% of FP17s Relating to Free Repair or Replacements	26	1,575	1.7%	0.5%	0.5%	0.8%
% of FP17s Relating to Continuations	23	1,575	1.5%	0.5%	0.7%	0.9%
% of Patients satisfied with the dentistry they have received	1	1	N/A	89.0%	90.5%	93.3%
% of Patients satisfied with the time they had to wait for an appointment	1	1	N/A	85.3%	85.1%	88.9%

* This is based on patients treated on this contract for their most recent course of treatment. Figures in italics indicate the base number of FP17s or Patient Questionnaire responses are less than 100. N/A is shown where the base number of responses is less than 10 during the period. % is calculated as Quantity/Base number*100

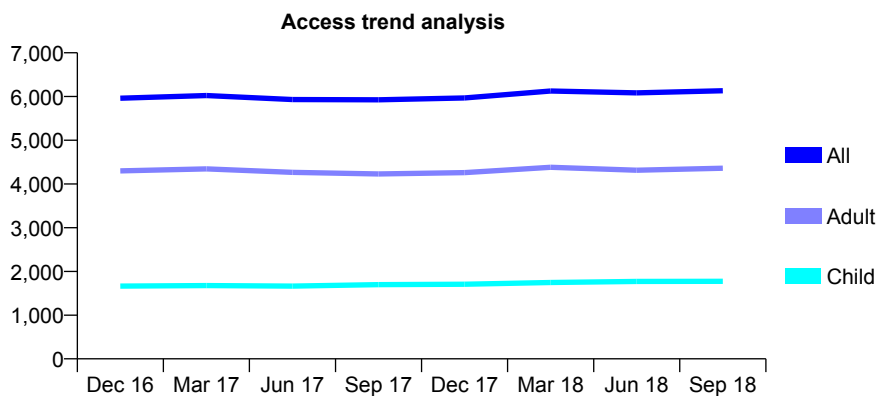
Q62 - Vital Signs At a Glance Contract Report for 273082/0001 - September 2018

Name or company name	MISS DL HUART
Contract type name	GDS Contract
Purpose of contract	General
Contract start date	13/12/2007
Contract end date	

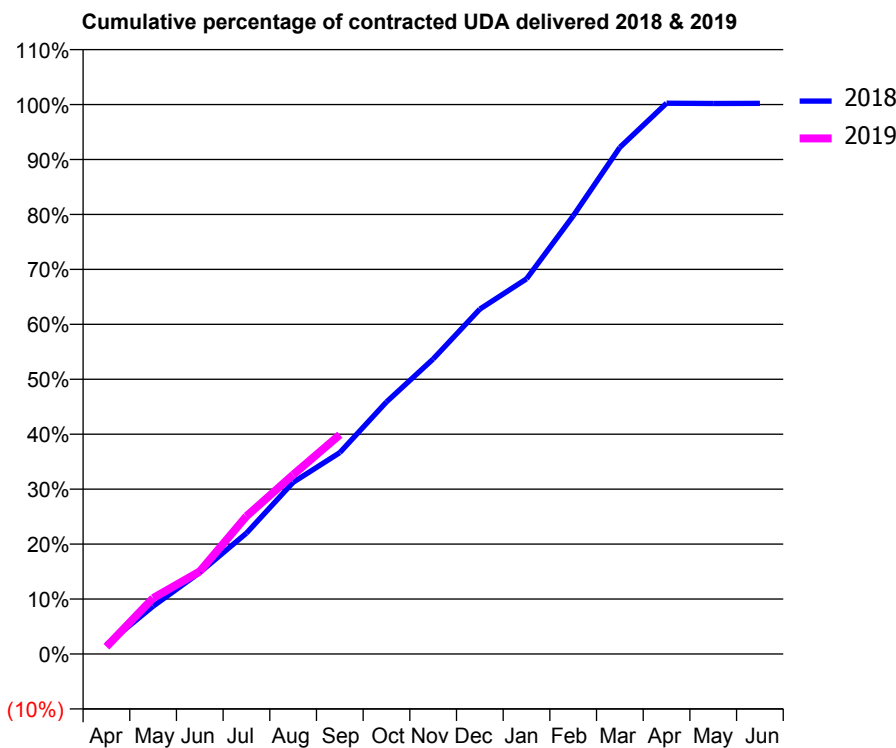
18/19 Contracted general activity (UDA)	19,180
Carry forward general activity (UDA)	-39
18/19 Contracted orthodontic activity (UOA)	0
Carry forward orthodontic activity (UOA)	0
Baseline contract value	£480,077.22

ACCESS*

Patients seen in 24 months	Total	Change since previous quarter
Quarter ending September 2017	5,926	
Quarter ending December 2017	5,969	→
Quarter ending March 2018	6,127	↑
Quarter ending June 2018	6,084	→
Quarter ending September 2018	6,132	→
Variance since September 2017	3.5%	↑



ACTIVITY



Month	Adjusted Scheduled Activity (UDA)	
	2018	2019
April	330	254
May	1,668	1,950
June	2,844	2,885
July	4,218	4,812
August	5,994	6,259
September	7,030	7,653
October	8,800	
November	10,298	
December	12,039	
January	13,094	
February	15,292	
March	17,684	
April	19,223	
May	19,218	
June	19,219	

QUALITY

	Quantity	Base Number	Contract	AT	Region	England
% of FP17s for the same patient ID Re-attending within 3 months - Children	102	1,151	8.9%	9.9%	11.5%	11.6%
% of FP17s for the same patient ID Re-attending within 3 months - Adults	346	2,538	13.6%	15.6%	16.5%	15.5%
% of FP17s for the same patient ID Re-attending between 3 & 9 months - Children	592	1,151	51.4%	48.4%	48.5%	58.8%
% of FP17s for the same patient ID Re-attending between 3 & 9 months - Adults	1,147	2,538	45.2%	38.4%	39.1%	51.1%
% of FP17s for Band 1 Urgent Courses	222	3,253	6.8%	11.0%	10.6%	9.0%
% of FP17s Relating to Free Repair or Replacements	29	3,253	0.9%	0.5%	0.5%	0.8%
% of FP17s Relating to Continuations	6	3,253	0.2%	0.5%	0.7%	0.9%
% of Patients satisfied with the dentistry they have received	2	2	N/A	89.0%	90.5%	93.3%
% of Patients satisfied with the time they had to wait for an appointment	2	2	N/A	85.3%	85.1%	88.9%

* This is based on patients treated on this contract for their most recent course of treatment. Figures in italics indicate the base number of FP17s or Patient Questionnaire responses are less than 100. N/A is shown where the base number of responses is less than 10 during the period. % is calculated as Quantity/Base number*100

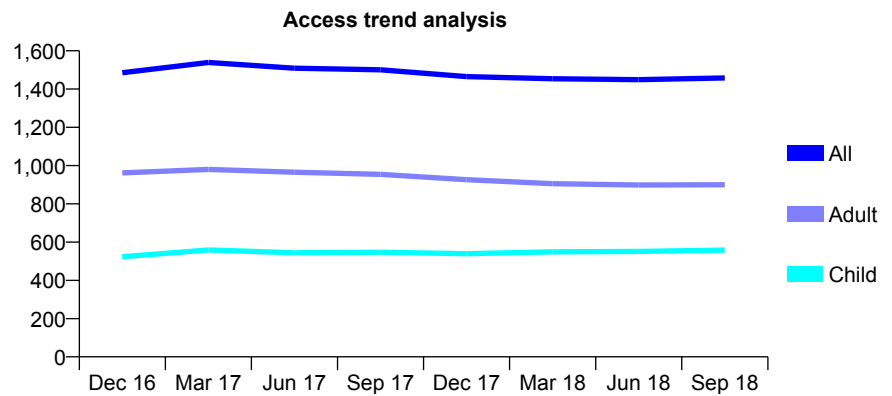
Q62 - Vital Signs At a Glance Contract Report for 273899/0001 - September 2018

Name or company name	MR A BECK
Contract type name	GDS Contract
Purpose of contract	General
Contract start date	01/04/2006
Contract end date	

18/19 Contracted general activity (UDA)	4,437
Carry forward general activity (UDA)	0
18/19 Contracted orthodontic activity (UOA)	0
Carry forward orthodontic activity (UOA)	0
Baseline contract value	£128,875.21

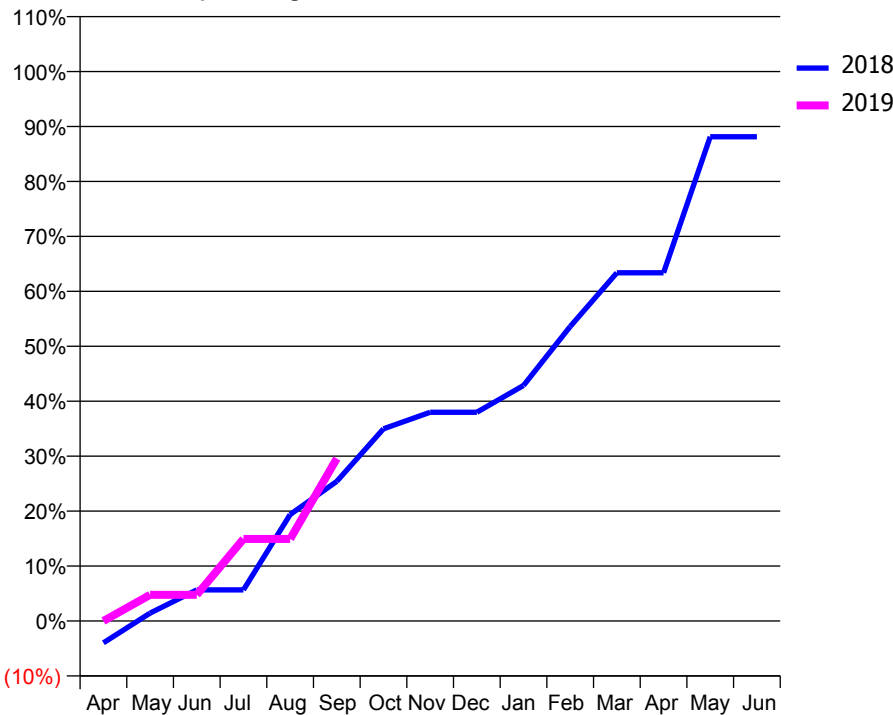
ACCESS*

Patients seen in 24 months	Total	Change since previous quarter
Quarter ending September 2017	1,501	
Quarter ending December 2017	1,465	↓
Quarter ending March 2018	1,454	→
Quarter ending June 2018	1,449	→
Quarter ending September 2018	1,458	→
Variance since September 2017	(2.9%)	↓



ACTIVITY

Cumulative percentage of contracted UDA delivered 2018 & 2019



Month	Adjusted Scheduled Activity (UDA)	
	2018	2019
April	-177	0
May	64	212
June	251	212
July	251	662
August	860	662
September	1,128	1,312
October	1,552	
November	1,685	
December	1,685	
January	1,902	
February	2,378	
March	2,812	
April	2,812	
May	3,910	
June	3,910	

QUALITY

	Quantity	Base Number	Contract	AT	Region	England
% of FP17s for the same patient ID Re-attending within 3 months - Children	10	353	2.8%	9.9%	11.5%	11.6%
% of FP17s for the same patient ID Re-attending within 3 months - Adults	57	593	9.6%	15.6%	16.5%	15.5%
% of FP17s for the same patient ID Re-attending between 3 & 9 months - Children	193	353	54.7%	48.4%	48.5%	58.8%
% of FP17s for the same patient ID Re-attending between 3 & 9 months - Adults	302	593	50.9%	38.4%	39.1%	51.1%
% of FP17s for Band 1 Urgent Courses	55	667	8.2%	11.0%	10.6%	9.0%
% of FP17s Relating to Free Repair or Replacements	0	667	0.0%	0.5%	0.5%	0.8%
% of FP17s Relating to Continuations	1	667	0.1%	0.5%	0.7%	0.9%
% of Patients satisfied with the dentistry they have received	1	1	N/A	89.0%	90.5%	93.3%
% of Patients satisfied with the time they had to wait for an appointment	1	1	N/A	85.3%	85.1%	88.9%

* This is based on patients treated on this contract for their most recent course of treatment. Figures in italics indicate the base number of FP17s or Patient Questionnaire responses are less than 100. N/A is shown where the base number of responses is less than 10 during the period. % is calculated as Quantity/Base number*100

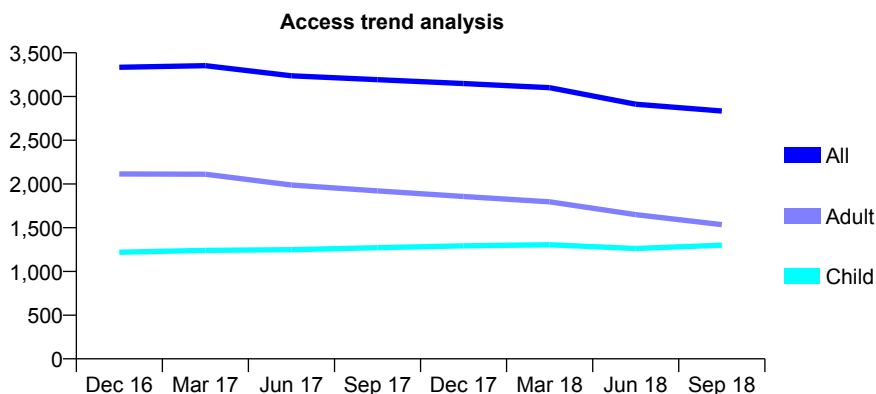
Q62 - Vital Signs At a Glance Contract Report for 277126/0001 - September 2018

Name or company name	Mr Tilak Patel
Contract type name	GDS Contract
Purpose of contract	General
Contract start date	10/04/2007
Contract end date	

18/19 Contracted general activity (UDA)	7,925
Carry forward general activity (UDA)	-108
18/19 Contracted orthodontic activity (UOA)	0
Carry forward orthodontic activity (UOA)	0
Baseline contract value	£203,531.87

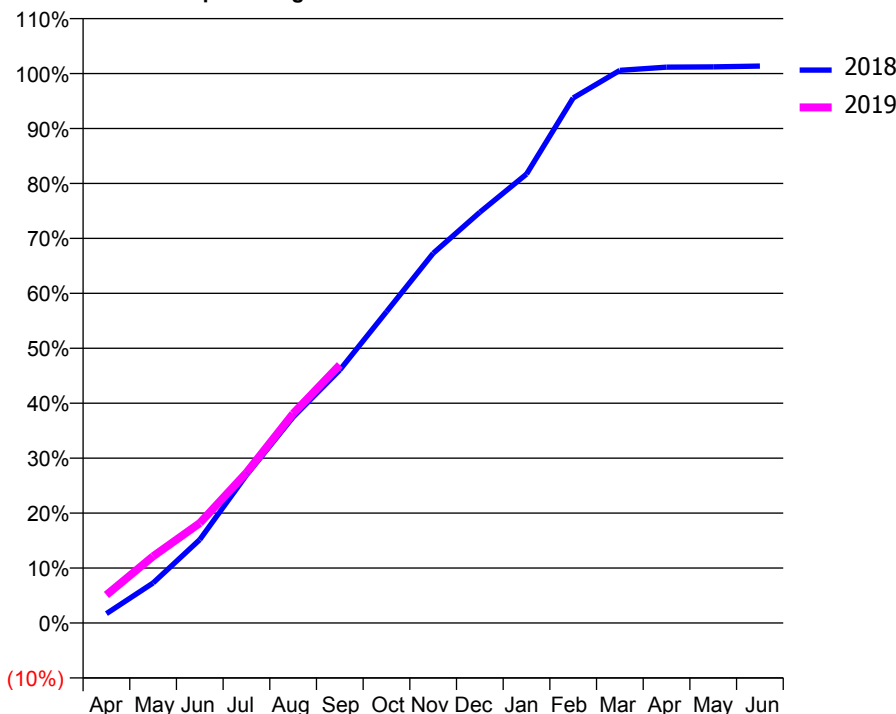
ACCESS*

Patients seen in 24 months	Total	Change since previous quarter
Quarter ending September 2017	3,192	
Quarter ending December 2017	3,149	↓
Quarter ending March 2018	3,101	↓
Quarter ending June 2018	2,912	↓
Quarter ending September 2018	2,835	↓
Variance since September 2017	(11.2%)	↓



ACTIVITY

Cumulative percentage of contracted UDA delivered 2018 & 2019



Month	Adjusted Scheduled Activity (UDA)	
	2018	2019
April	135	404
May	579	963
June	1,203	1,442
July	2,134	2,168
August	2,969	3,021
September	3,649	3,722
October	4,489	
November	5,332	
December	5,925	
January	6,474	
February	7,572	
March	7,971	
April	8,017	
May	8,021	
June	8,033	

QUALITY

	Quantity	Base Number	Contract	AT	Region	England
% of FP17s for the same patient ID Re-attending within 3 months - Children	55	777	7.1%	9.9%	11.5%	11.6%
% of FP17s for the same patient ID Re-attending within 3 months - Adults	107	602	17.8%	15.6%	16.5%	15.5%
% of FP17s for the same patient ID Re-attending between 3 & 9 months - Children	266	777	34.2%	48.4%	48.5%	58.8%
% of FP17s for the same patient ID Re-attending between 3 & 9 months - Adults	185	602	30.7%	38.4%	39.1%	51.1%
% of FP17s for Band 1 Urgent Courses	159	1,350	11.8%	11.0%	10.6%	9.0%
% of FP17s Relating to Free Repair or Replacements	2	1,350	0.1%	0.5%	0.5%	0.8%
% of FP17s Relating to Continuations	0	1,350	0.0%	0.5%	0.7%	0.9%
% of Patients satisfied with the dentistry they have received	0	0	N/A	89.0%	90.5%	93.3%
% of Patients satisfied with the time they had to wait for an appointment	0	0	N/A	85.3%	85.1%	88.9%

* This is based on patients treated on this contract for their most recent course of treatment. Figures in italics indicate the base number of FP17s or Patient Questionnaire responses are less than 100. N/A is shown where the base number of responses is less than 10 during the period. % is calculated as Quantity/Base number*100

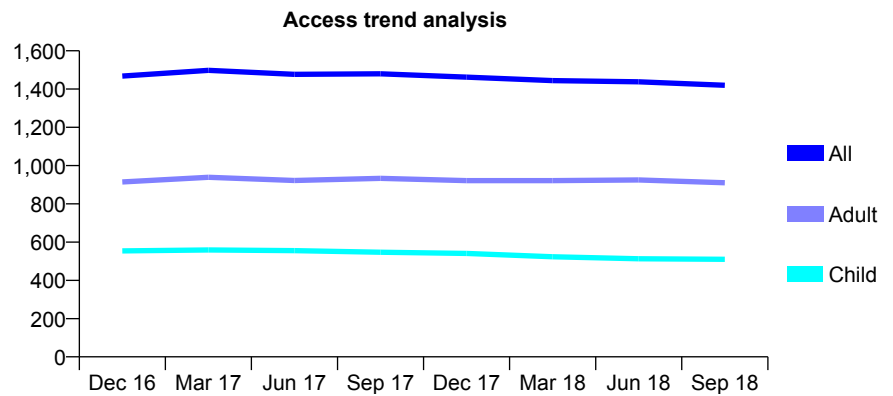
Q62 - Vital Signs At a Glance Contract Report for 279978/0001 - September 2018

Name or company name	MR AG PAUL
Contract type name	GDS Contract
Purpose of contract	General
Contract start date	01/02/2010
Contract end date	

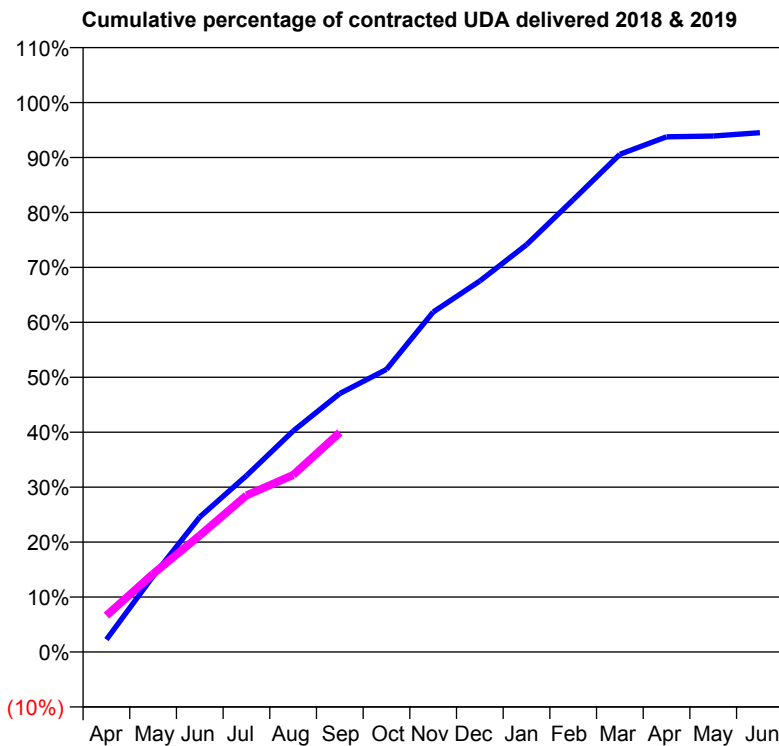
18/19 Contracted general activity (UDA)	4,325
Carry forward general activity (UDA)	0
18/19 Contracted orthodontic activity (UOA)	0
Carry forward orthodontic activity (UOA)	0
Baseline contract value	£141,165.28

ACCESS*

Patients seen in 24 months	Total	Change since previous quarter
Quarter ending September 2017	1,480	
Quarter ending December 2017	1,462	↓
Quarter ending March 2018	1,444	↓
Quarter ending June 2018	1,438	→
Quarter ending September 2018	1,420	↓
Variance since September 2017	(4.1%)	↓



ACTIVITY



Month	Adjusted Scheduled Activity (UDA)	
	2018	2019
April	99	287
May	597	615
June	1,062	918
July	1,388	1,233
August	1,739	1,393
September	2,035	1,728
October	2,224	
November	2,676	
December	2,920	
January	3,206	
February	3,560	
March	3,917	
April	4,055	
May	4,061	
June	4,087	

QUALITY

	Quantity	Base Number	Contract	AT	Region	England
% of FP17s for the same patient ID Re-attending within 3 months - Children	27	441	6.1%	9.9%	11.5%	11.6%
% of FP17s for the same patient ID Re-attending within 3 months - Adults	45	544	8.3%	15.6%	16.5%	15.5%
% of FP17s for the same patient ID Re-attending between 3 & 9 months - Children	349	441	79.1%	48.4%	48.5%	58.8%
% of FP17s for the same patient ID Re-attending between 3 & 9 months - Adults	294	544	54.0%	38.4%	39.1%	51.1%
% of FP17s for Band 1 Urgent Courses	51	903	5.6%	11.0%	10.6%	9.0%
% of FP17s Relating to Free Repair or Replacements	4	903	0.4%	0.5%	0.5%	0.8%
% of FP17s Relating to Continuations	0	903	0.0%	0.5%	0.7%	0.9%
% of Patients satisfied with the dentistry they have received	0	0	N/A	89.0%	90.5%	93.3%
% of Patients satisfied with the time they had to wait for an appointment	0	0	N/A	85.3%	85.1%	88.9%

* This is based on patients treated on this contract for their most recent course of treatment. Figures in italics indicate the base number of FP17s or Patient Questionnaire responses are less than 100. N/A is shown where the base number of responses is less than 10 during the period. % is calculated as Quantity/Base number*100

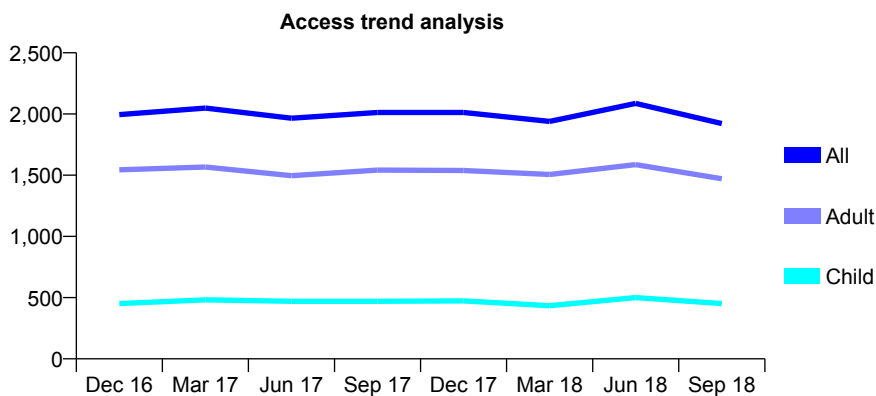
Q62 - Vital Signs At a Glance Contract Report for 283460/0001 - September 2018

Name or company name	MR S KAMYAB
Contract type name	GDS Contract
Purpose of contract	General
Contract start date	26/11/2007
Contract end date	

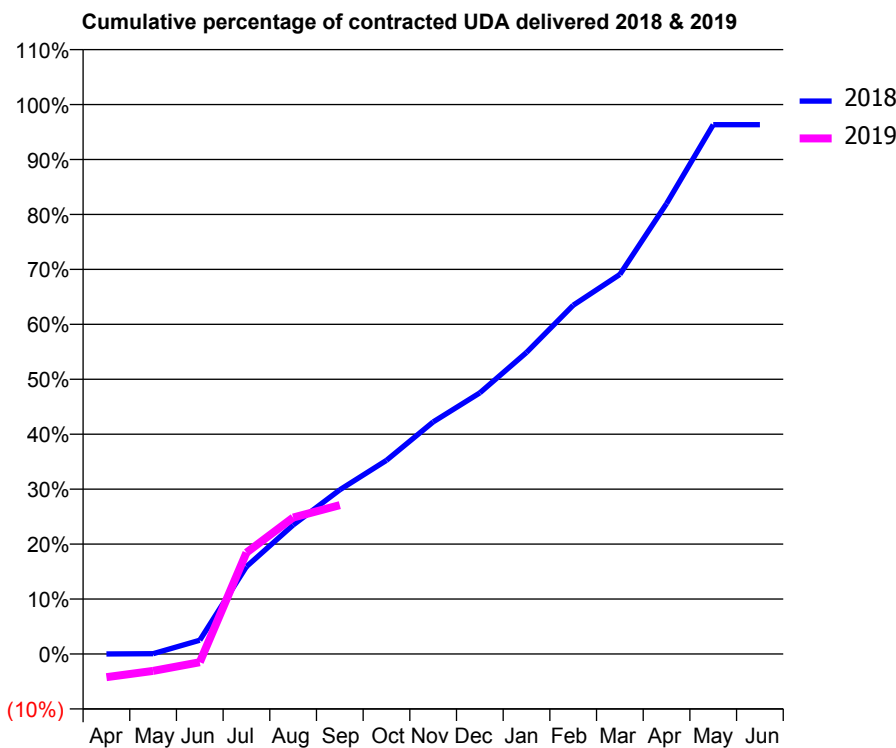
18/19 Contracted general activity (UDA)	8,675
Carry forward general activity (UDA)	398
18/19 Contracted orthodontic activity (UOA)	0
Carry forward orthodontic activity (UOA)	0
Baseline contract value	£226,671.99

ACCESS*

Patients seen in 24 months	Total	Change since previous quarter
Quarter ending September 2017	2,012	
Quarter ending December 2017	2,012	→
Quarter ending March 2018	1,940	↓
Quarter ending June 2018	2,087	↑
Quarter ending September 2018	1,922	↓
Variance since September 2017	(4.5%)	↓



ACTIVITY



Adjusted Scheduled Activity (UDA)		
Month	2018	2019
April	0	-367
May	6	-268
June	217	-131
July	1,380	1,602
August	2,036	2,154
September	2,592	2,351
October	3,057	
November	3,663	
December	4,123	
January	4,760	
February	5,506	
March	5,992	
April	7,111	
May	8,356	
June	8,356	

QUALITY

	Quantity	Base Number	Contract	AT	Region	England
% of FP17s for the same patient ID Re-attending within 3 months - Children	17	290	5.9%	9.9%	11.5%	11.6%
% of FP17s for the same patient ID Re-attending within 3 months - Adults	140	828	16.9%	15.6%	16.5%	15.5%
% of FP17s for the same patient ID Re-attending between 3 & 9 months - Children	47	290	16.2%	48.4%	48.5%	58.8%
% of FP17s for the same patient ID Re-attending between 3 & 9 months - Adults	134	828	16.2%	38.4%	39.1%	51.1%
% of FP17s for Band 1 Urgent Courses	101	645	15.7%	11.0%	10.6%	9.0%
% of FP17s Relating to Free Repair or Replacements	5	645	0.8%	0.5%	0.5%	0.8%
% of FP17s Relating to Continuations	2	645	0.3%	0.5%	0.7%	0.9%
% of Patients satisfied with the dentistry they have received	3	3	N/A	89.0%	90.5%	93.3%
% of Patients satisfied with the time they had to wait for an appointment	3	3	N/A	85.3%	85.1%	88.9%

* This is based on patients treated on this contract for their most recent course of treatment. Figures in italics indicate the base number of FP17s or Patient Questionnaire responses are less than 100. N/A is shown where the base number of responses is less than 10 during the period. % is calculated as Quantity/Base number*100

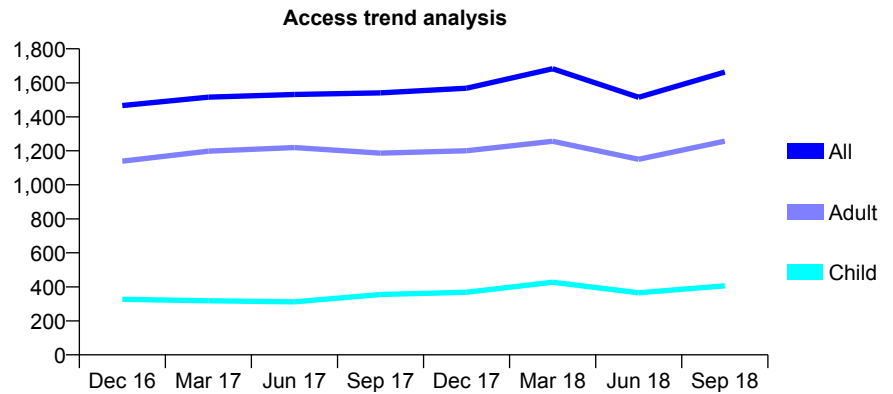
Q62 - Vital Signs At a Glance Contract Report for 283460/0008 - September 2018

Name or company name	MR S KAMYAB
Contract type name	GDS Contract
Purpose of contract	General
Contract start date	01/04/2015
Contract end date	

18/19 Contracted general activity (UDA)	6,200
Carry forward general activity (UDA)	233
18/19 Contracted orthodontic activity (UOA)	0
Carry forward orthodontic activity (UOA)	0
Baseline contract value	£156,535.06

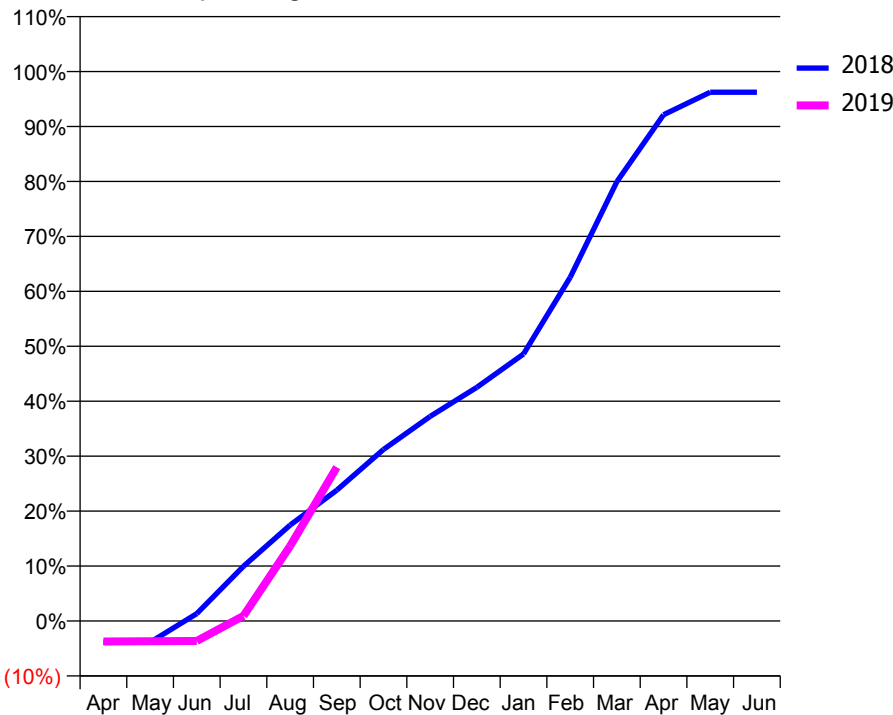
ACCESS*

Patients seen in 24 months	Total	Change since previous quarter
Quarter ending September 2017	1,541	
Quarter ending December 2017	1,568	→
Quarter ending March 2018	1,683	↑
Quarter ending June 2018	1,515	↓
Quarter ending September 2018	1,663	↑
Variance since September 2017	7.9%	↑



ACTIVITY

Cumulative percentage of contracted UDA delivered 2018 & 2019



Adjusted Scheduled Activity (UDA)		
Month	2018	2019
April	-242	-233
May	-241	-230
June	84	-226
July	617	58
August	1,082	847
September	1,477	1,735
October	1,936	
November	2,309	
December	2,636	
January	3,014	
February	3,878	
March	4,956	
April	5,712	
May	5,967	
June	5,967	

QUALITY

	Quantity	Base Number	Contract	AT	Region	England
% of FP17s for the same patient ID Re-attending within 3 months - Children	2	204	1.0%	9.9%	11.5%	11.6%
% of FP17s for the same patient ID Re-attending within 3 months - Adults	70	649	10.8%	15.6%	16.5%	15.5%
% of FP17s for the same patient ID Re-attending between 3 & 9 months - Children	56	204	27.5%	48.4%	48.5%	58.8%
% of FP17s for the same patient ID Re-attending between 3 & 9 months - Adults	98	649	15.1%	38.4%	39.1%	51.1%
% of FP17s for Band 1 Urgent Courses	126	681	18.5%	11.0%	10.6%	9.0%
% of FP17s Relating to Free Repair or Replacements	2	681	0.3%	0.5%	0.5%	0.8%
% of FP17s Relating to Continuations	1	681	0.1%	0.5%	0.7%	0.9%
% of Patients satisfied with the dentistry they have received	1	1	N/A	89.0%	90.5%	93.3%
% of Patients satisfied with the time they had to wait for an appointment	1	1	N/A	85.3%	85.1%	88.9%

* This is based on patients treated on this contract for their most recent course of treatment. Figures in italics indicate the base number of FP17s or Patient Questionnaire responses are less than 100. N/A is shown where the base number of responses is less than 10 during the period. % is calculated as Quantity/Base number*100

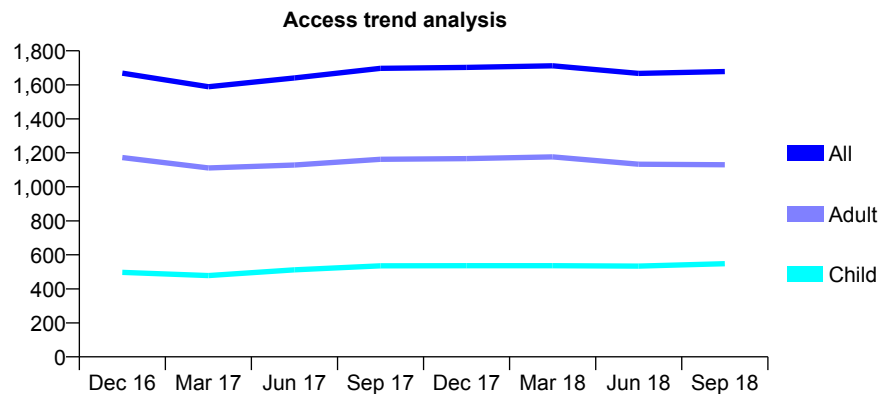
Q62 - Vital Signs At a Glance Contract Report for 295655/0001 - September 2018

Name or company name	MRS P BABATAHERI
Contract type name	GDS Contract
Purpose of contract	General
Contract start date	01/09/2013
Contract end date	

18/19 Contracted general activity (UDA)	4,112
Carry forward general activity (UDA)	-46
18/19 Contracted orthodontic activity (UOA)	0
Carry forward orthodontic activity (UOA)	0
Baseline contract value	£107,487.22

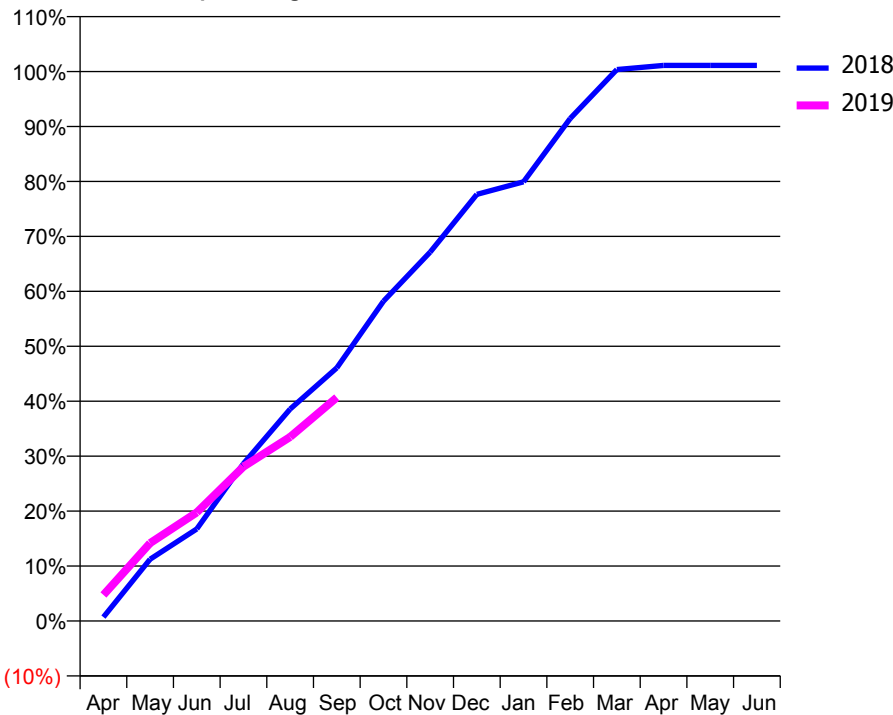
ACCESS*

Patients seen in 24 months	Total	Change since previous quarter
Quarter ending September 2017	1,697	
Quarter ending December 2017	1,702	→
Quarter ending March 2018	1,712	→
Quarter ending June 2018	1,667	↓
Quarter ending September 2018	1,678	→
Variance since September 2017	(1.1%)	↓



ACTIVITY

Cumulative percentage of contracted UDA delivered 2018 & 2019



Adjusted Scheduled Activity (UDA)		
Month	2018	2019
April	30	195
May	463	583
June	689	813
July	1,178	1,155
August	1,586	1,378
September	1,895	1,673
October	2,393	
November	2,760	
December	3,192	
January	3,286	
February	3,761	
March	4,126	
April	4,158	
May	4,158	
June	4,158	

QUALITY

	Quantity	Base Number	Contract	AT	Region	England
% of FP17s for the same patient ID Re-attending within 3 months - Children	26	359	7.2%	9.9%	11.5%	11.6%
% of FP17s for the same patient ID Re-attending within 3 months - Adults	37	502	7.4%	15.6%	16.5%	15.5%
% of FP17s for the same patient ID Re-attending between 3 & 9 months - Children	175	359	48.7%	48.4%	48.5%	58.8%
% of FP17s for the same patient ID Re-attending between 3 & 9 months - Adults	192	502	38.2%	38.4%	39.1%	51.1%
% of FP17s for Band 1 Urgent Courses	87	849	10.2%	11.0%	10.6%	9.0%
% of FP17s Relating to Free Repair or Replacements	1	849	0.1%	0.5%	0.5%	0.8%
% of FP17s Relating to Continuations	4	849	0.5%	0.5%	0.7%	0.9%
% of Patients satisfied with the dentistry they have received	1	1	N/A	89.0%	90.5%	93.3%
% of Patients satisfied with the time they had to wait for an appointment	1	1	N/A	85.3%	85.1%	88.9%

* This is based on patients treated on this contract for their most recent course of treatment. Figures in italics indicate the base number of FP17s or Patient Questionnaire responses are less than 100. N/A is shown where the base number of responses is less than 10 during the period. % is calculated as Quantity/Base number*100

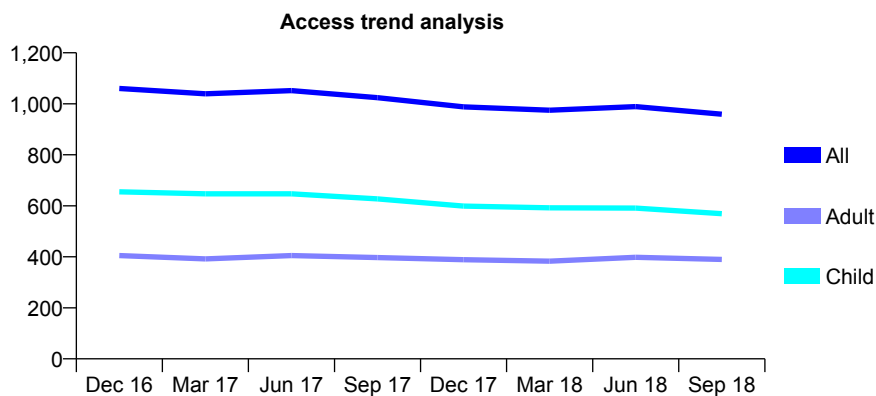
Q62 - Vital Signs At a Glance Contract Report for 300217/0002 - September 2018

Name or company name	MR SS LAWSON
Contract type name	GDS Contract
Purpose of contract	General
Contract start date	05/06/2011
Contract end date	

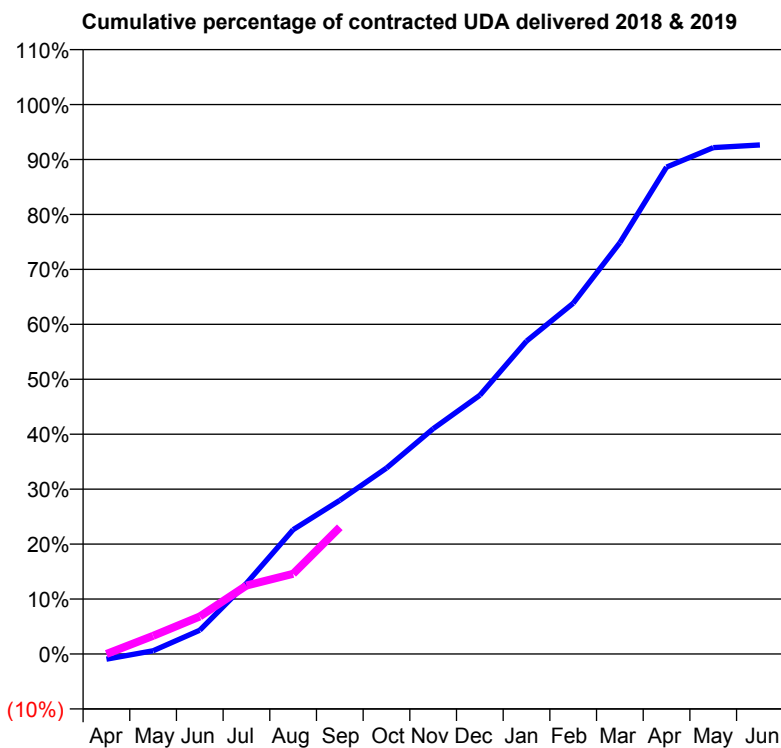
18/19 Contracted general activity (UDA)	2,192
Carry forward general activity (UDA)	0
18/19 Contracted orthodontic activity (UOA)	0
Carry forward orthodontic activity (UOA)	0
Baseline contract value	£55,961.96

ACCESS*

Patients seen in 24 months	Total	Change since previous quarter
Quarter ending September 2017	1,024	
Quarter ending December 2017	988	↓
Quarter ending March 2018	975	↓
Quarter ending June 2018	989	→
Quarter ending September 2018	959	↓
Variance since September 2017	(6.3%)	↓



ACTIVITY



Month	Adjusted Scheduled Activity (UDA)	
	2018	2019
April	-21	0
May	13	72
June	95	150
July	282	273
August	496	320
September	613	506
October	742	
November	899	
December	1,032	
January	1,248	
February	1,399	
March	1,641	
April	1,943	
May	2,020	
June	2,031	

QUALITY

	Quantity	Base Number	Contract	AT	Region	England
% of FP17s for the same patient ID Re-attending within 3 months - Children	25	358	7.0%	9.9%	11.5%	11.6%
% of FP17s for the same patient ID Re-attending within 3 months - Adults	9	164	5.5%	15.6%	16.5%	15.5%
% of FP17s for the same patient ID Re-attending between 3 & 9 months - Children	212	358	59.2%	48.4%	48.5%	58.8%
% of FP17s for the same patient ID Re-attending between 3 & 9 months - Adults	80	164	48.8%	38.4%	39.1%	51.1%
% of FP17s for Band 1 Urgent Courses	23	375	6.1%	11.0%	10.6%	9.0%
% of FP17s Relating to Free Repair or Replacements	0	375	0.0%	0.5%	0.5%	0.8%
% of FP17s Relating to Continuations	0	375	0.0%	0.5%	0.7%	0.9%
% of Patients satisfied with the dentistry they have received	0	0	N/A	89.0%	90.5%	93.3%
% of Patients satisfied with the time they had to wait for an appointment	0	0	N/A	85.3%	85.1%	88.9%

* This is based on patients treated on this contract for their most recent course of treatment. Figures in italics indicate the base number of FP17s or Patient Questionnaire responses are less than 100. N/A is shown where the base number of responses is less than 10 during the period. % is calculated as Quantity/Base number*100

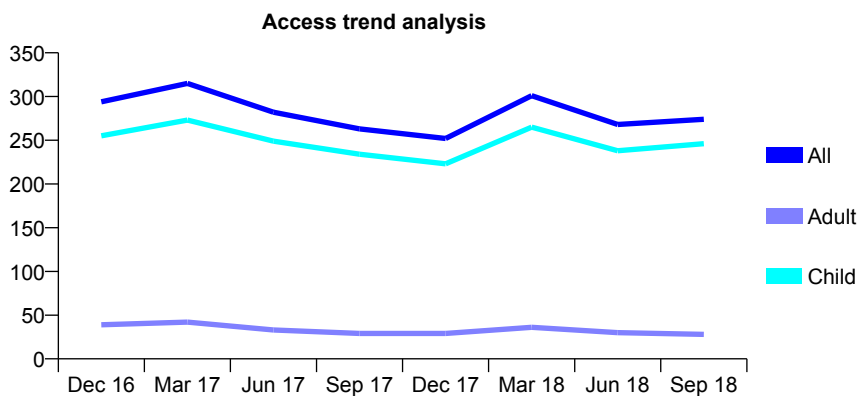
Q62 - Vital Signs At a Glance Contract Report for 306339/0001 - September 2018

Name or company name	MR P VOHRA
Contract type name	GDS Contract
Purpose of contract	General
Contract start date	01/04/2006
Contract end date	

18/19 Contracted general activity (UDA)	369
Carry forward general activity (UDA)	-7
18/19 Contracted orthodontic activity (UOA)	0
Carry forward orthodontic activity (UOA)	0
Baseline contract value	£8,485.04

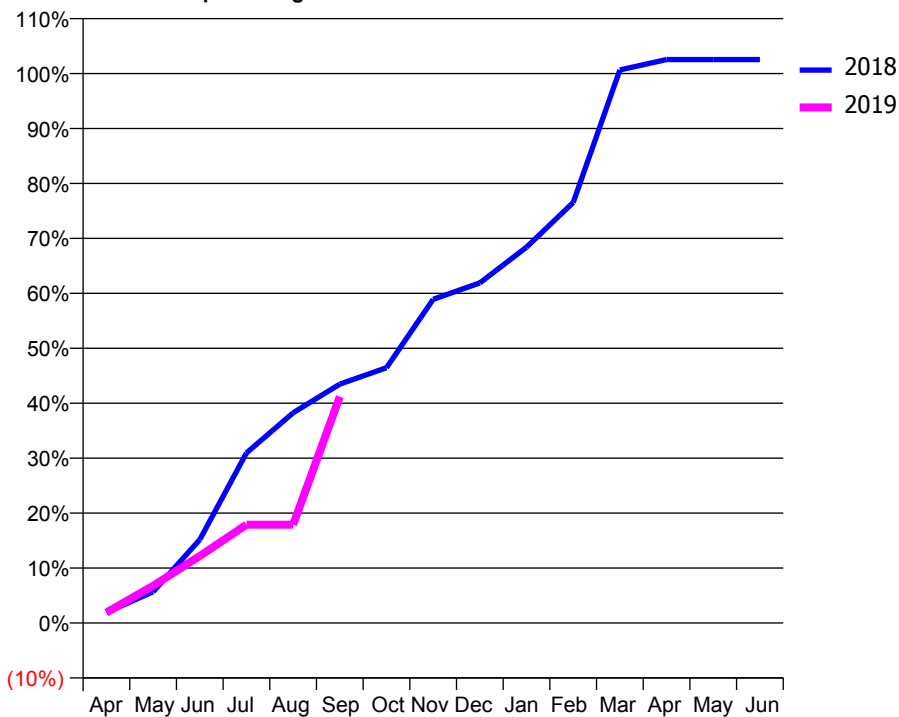
ACCESS*

Patients seen in 24 months	Total	Change since previous quarter
Quarter ending September 2017	263	
Quarter ending December 2017	252	↓
Quarter ending March 2018	301	↑
Quarter ending June 2018	268	↓
Quarter ending September 2018	274	↑
Variance since September 2017	4.2%	↑



ACTIVITY

Cumulative percentage of contracted UDA delivered 2018 & 2019



Month	Adjusted Scheduled Activity (UDA)	
	2018	2019
April	7	7
May	21	25
June	56	45
July	114	66
August	141	66
September	160	152
October	171	
November	217	
December	228	
January	252	
February	282	
March	371	
April	378	
May	378	
June	378	

QUALITY

	Quantity	Base Number	Contract	AT	Region	England
% of FP17s for the same patient ID Re-attending within 3 months - Children	2	108	1.9%	9.9%	11.5%	11.6%
% of FP17s for the same patient ID Re-attending within 3 months - Adults	0	9	0.0%	15.6%	16.5%	15.5%
% of FP17s for the same patient ID Re-attending between 3 & 9 months - Children	37	108	34.3%	48.4%	48.5%	58.8%
% of FP17s for the same patient ID Re-attending between 3 & 9 months - Adults	2	9	22.2%	38.4%	39.1%	51.1%
% of FP17s for Band 1 Urgent Courses	0	112	0.0%	11.0%	10.6%	9.0%
% of FP17s Relating to Free Repair or Replacements	1	112	0.9%	0.5%	0.5%	0.8%
% of FP17s Relating to Continuations	0	112	0.0%	0.5%	0.7%	0.9%
% of Patients satisfied with the dentistry they have received	0	0	N/A	89.0%	90.5%	93.3%
% of Patients satisfied with the time they had to wait for an appointment	0	0	N/A	85.3%	85.1%	88.9%

* This is based on patients treated on this contract for their most recent course of treatment. Figures in italics indicate the base number of FP17s or Patient Questionnaire responses are less than 100. N/A is shown where the base number of responses is less than 10 during the period. % is calculated as Quantity/Base number*100

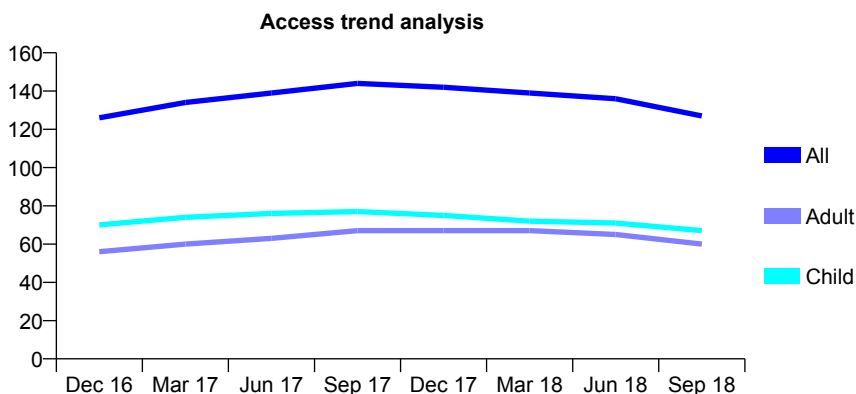
Q62 - Vital Signs At a Glance Contract Report for 318787/0001 - September 2018

Name or company name	MR PJ LASKOWSKI
Contract type name	GDS Contract
Purpose of contract	General
Contract start date	01/04/2006
Contract end date	

18/19 Contracted general activity (UDA)	697
Carry forward general activity (UDA)	0
18/19 Contracted orthodontic activity (UOA)	0
Carry forward orthodontic activity (UOA)	0
Baseline contract value	£20,069.56

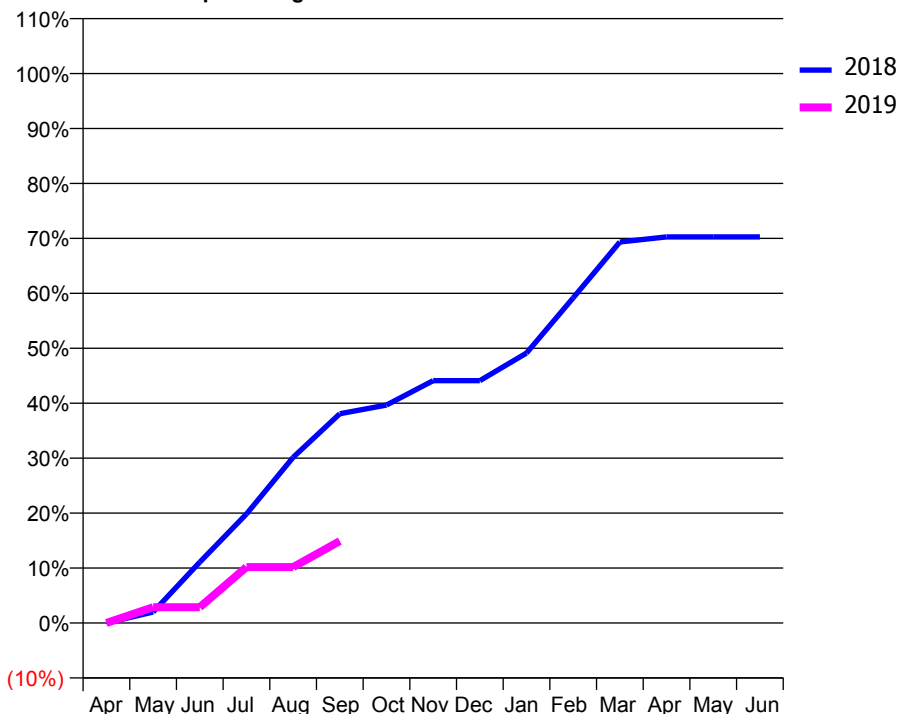
ACCESS*

Patients seen in 24 months	Total	Change since previous quarter
Quarter ending September 2017	144	
Quarter ending December 2017	142	↓
Quarter ending March 2018	139	↓
Quarter ending June 2018	136	↓
Quarter ending September 2018	127	↓
Variance since September 2017	(11.8%)	↓



ACTIVITY

Cumulative percentage of contracted UDA delivered 2018 & 2019



Month	Adjusted Scheduled Activity (UDA)	
	2018	2019
April	0	0
May	14	20
June	77	20
July	138	71
August	210	71
September	265	104
October	276	
November	307	
December	307	
January	342	
February	412	
March	483	
April	490	
May	490	
June	490	

QUALITY

	Quantity	Base Number	Contract	AT	Region	England
% of FP17s for the same patient ID Re-attending within 3 months - Children	1	33	3.0%	9.9%	11.5%	11.6%
% of FP17s for the same patient ID Re-attending within 3 months - Adults	6	23	26.1%	15.6%	16.5%	15.5%
% of FP17s for the same patient ID Re-attending between 3 & 9 months - Children	20	33	60.6%	48.4%	48.5%	58.8%
% of FP17s for the same patient ID Re-attending between 3 & 9 months - Adults	9	23	39.1%	38.4%	39.1%	51.1%
% of FP17s for Band 1 Urgent Courses	0	50	0.0%	11.0%	10.6%	9.0%
% of FP17s Relating to Free Repair or Replacements	0	50	0.0%	0.5%	0.5%	0.8%
% of FP17s Relating to Continuations	0	50	0.0%	0.5%	0.7%	0.9%
% of Patients satisfied with the dentistry they have received	0	0	N/A	89.0%	90.5%	93.3%
% of Patients satisfied with the time they had to wait for an appointment	0	0	N/A	85.3%	85.1%	88.9%

* This is based on patients treated on this contract for their most recent course of treatment. Figures in italics indicate the base number of FP17s or Patient Questionnaire responses are less than 100. N/A is shown where the base number of responses is less than 10 during the period. % is calculated as Quantity/Base number*100

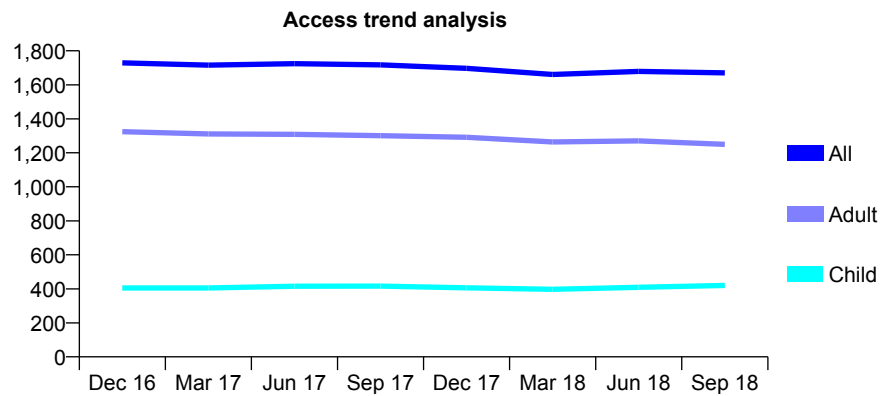
Q62 - Vital Signs At a Glance Contract Report for 321419/0001 - September 2018

Name or company name	MR MA AMIN
Contract type name	GDS Contract
Purpose of contract	General
Contract start date	01/04/2006
Contract end date	

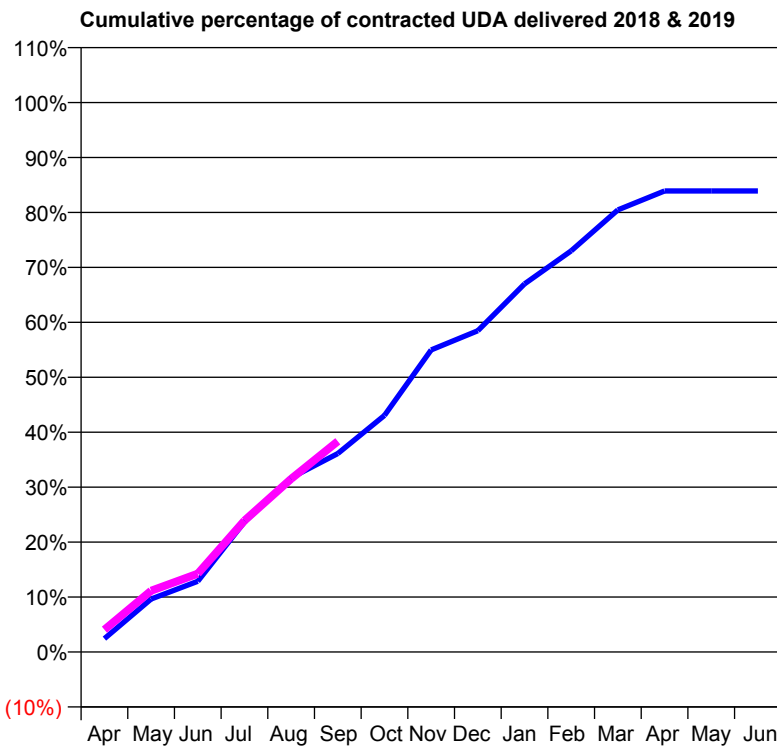
18/19 Contracted general activity (UDA)	4,402
Carry forward general activity (UDA)	0
18/19 Contracted orthodontic activity (UOA)	0
Carry forward orthodontic activity (UOA)	0
Baseline contract value	£126,897.40

ACCESS*

Patients seen in 24 months	Total	Change since previous quarter
Quarter ending September 2017	1,717	
Quarter ending December 2017	1,697	↓
Quarter ending March 2018	1,661	↓
Quarter ending June 2018	1,679	→
Quarter ending September 2018	1,670	→
Variance since September 2017	(2.7%)	↓



ACTIVITY



Month	Adjusted Scheduled Activity (UDA)	
	2018	2019
April	107	179
May	425	491
June	567	628
July	1,042	1,053
August	1,396	1,388
September	1,590	1,688
October	1,896	
November	2,420	
December	2,574	
January	2,949	
February	3,214	
March	3,541	
April	3,693	
May	3,693	
June	3,693	

QUALITY

	Quantity	Base Number	Contract	AT	Region	England
% of FP17s for the same patient ID Re-attending within 3 months - Children	12	288	4.2%	9.9%	11.5%	11.6%
% of FP17s for the same patient ID Re-attending within 3 months - Adults	20	610	3.3%	15.6%	16.5%	15.5%
% of FP17s for the same patient ID Re-attending between 3 & 9 months - Children	140	288	48.6%	48.4%	48.5%	58.8%
% of FP17s for the same patient ID Re-attending between 3 & 9 months - Adults	199	610	32.6%	38.4%	39.1%	51.1%
% of FP17s for Band 1 Urgent Courses	46	813	5.7%	11.0%	10.6%	9.0%
% of FP17s Relating to Free Repair or Replacements	0	813	0.0%	0.5%	0.5%	0.8%
% of FP17s Relating to Continuations	2	813	0.2%	0.5%	0.7%	0.9%
% of Patients satisfied with the dentistry they have received	1	1	N/A	89.0%	90.5%	93.3%
% of Patients satisfied with the time they had to wait for an appointment	1	1	N/A	85.3%	85.1%	88.9%

* This is based on patients treated on this contract for their most recent course of treatment. Figures in italics indicate the base number of FP17s or Patient Questionnaire responses are less than 100. N/A is shown where the base number of responses is less than 10 during the period. % is calculated as Quantity/Base number*100

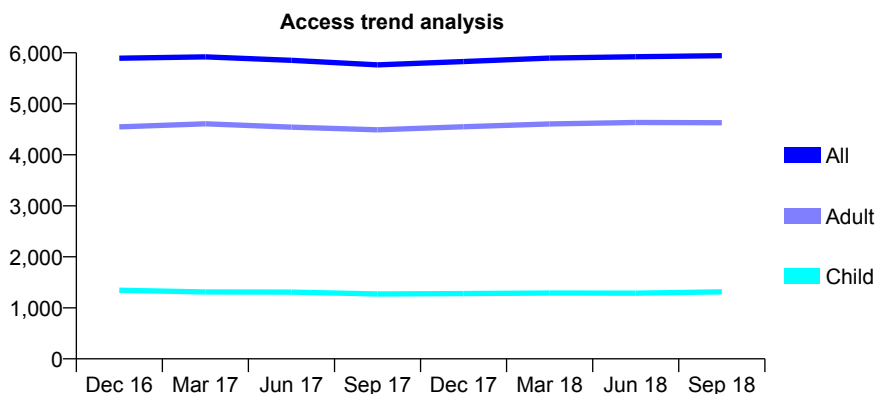
Q62 - Vital Signs At a Glance Contract Report for 322008/0001 - September 2018

Name or company name	MR D SHAH
Contract type name	GDS Contract
Purpose of contract	General
Contract start date	01/04/2006
Contract end date	

18/19 Contracted general activity (UDA)	22,527
Carry forward general activity (UDA)	796
18/19 Contracted orthodontic activity (UOA)	0
Carry forward orthodontic activity (UOA)	0
Baseline contract value	£676,212.90

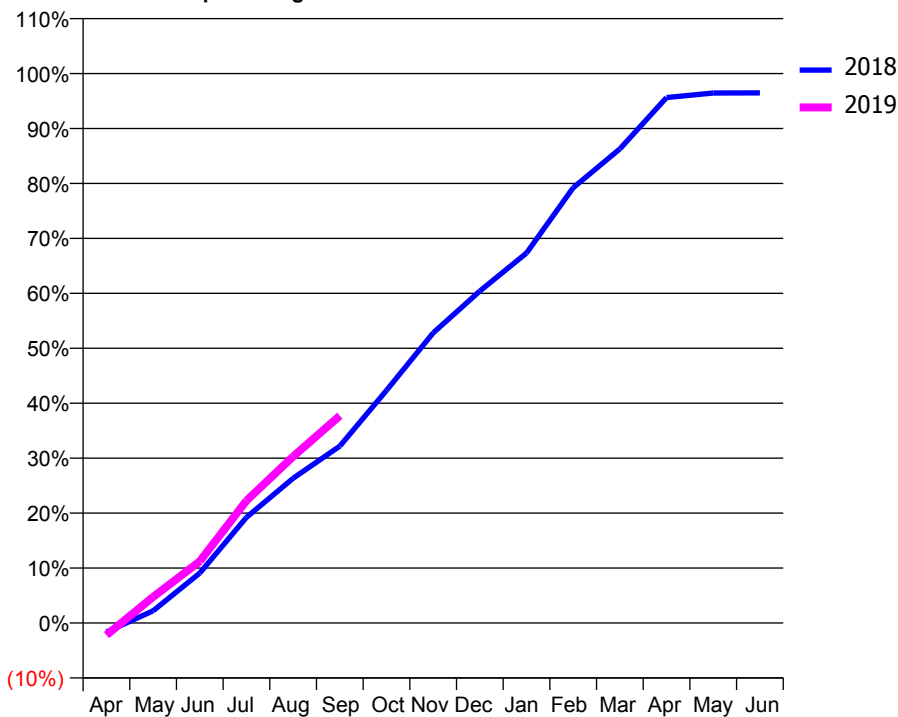
ACCESS*

Patients seen in 24 months	Total	Change since previous quarter
Quarter ending September 2017	5,763	
Quarter ending December 2017	5,829	→
Quarter ending March 2018	5,897	→
Quarter ending June 2018	5,923	→
Quarter ending September 2018	5,944	→
Variance since September 2017	3.1%	↑



ACTIVITY

Cumulative percentage of contracted UDA delivered 2018 & 2019



Month	Adjusted Scheduled Activity (UDA)	
	2018	2019
April	-376	-502
May	501	1,070
June	2,045	2,529
July	4,334	5,015
August	5,932	6,823
September	7,252	8,497
October	9,537	
November	11,891	
December	13,611	
January	15,167	
February	17,845	
March	19,436	
April	21,540	
May	21,729	
June	21,731	

QUALITY

	Quantity	Base Number	Contract	AT	Region	England
% of FP17s for the same patient ID Re-attending within 3 months - Children	78	720	10.8%	9.9%	11.5%	11.6%
% of FP17s for the same patient ID Re-attending within 3 months - Adults	434	2,255	19.2%	15.6%	16.5%	15.5%
% of FP17s for the same patient ID Re-attending between 3 & 9 months - Children	187	720	26.0%	48.4%	48.5%	58.8%
% of FP17s for the same patient ID Re-attending between 3 & 9 months - Adults	589	2,255	26.1%	38.4%	39.1%	51.1%
% of FP17s for Band 1 Urgent Courses	359	2,568	14.0%	11.0%	10.6%	9.0%
% of FP17s Relating to Free Repair or Replacements	39	2,568	1.5%	0.5%	0.5%	0.8%
% of FP17s Relating to Continuations	14	2,568	0.5%	0.5%	0.7%	0.9%
% of Patients satisfied with the dentistry they have received	1	1	N/A	89.0%	90.5%	93.3%
% of Patients satisfied with the time they had to wait for an appointment	1	1	N/A	85.3%	85.1%	88.9%

* This is based on patients treated on this contract for their most recent course of treatment. Figures in italics indicate the base number of FP17s or Patient Questionnaire responses are less than 100. N/A is shown where the base number of responses is less than 10 during the period. % is calculated as Quantity/Base number*100

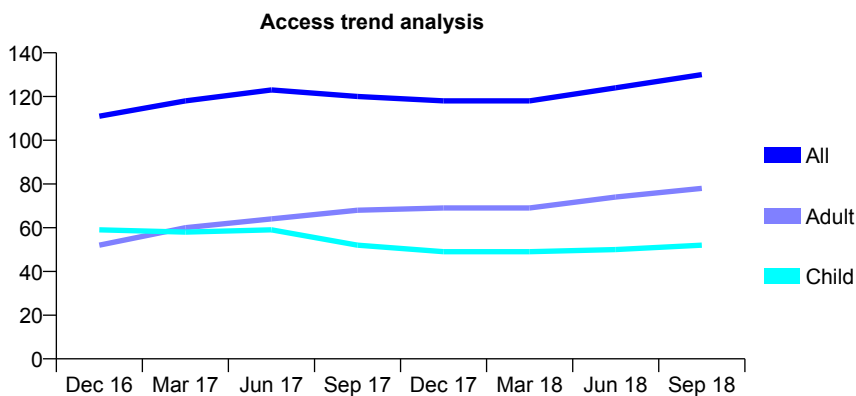
Q62 - Vital Signs At a Glance Contract Report for 323055/0001 - September 2018

Name or company name	MRS PA HARRIS
Contract type name	GDS Contract
Purpose of contract	General
Contract start date	01/04/2006
Contract end date	

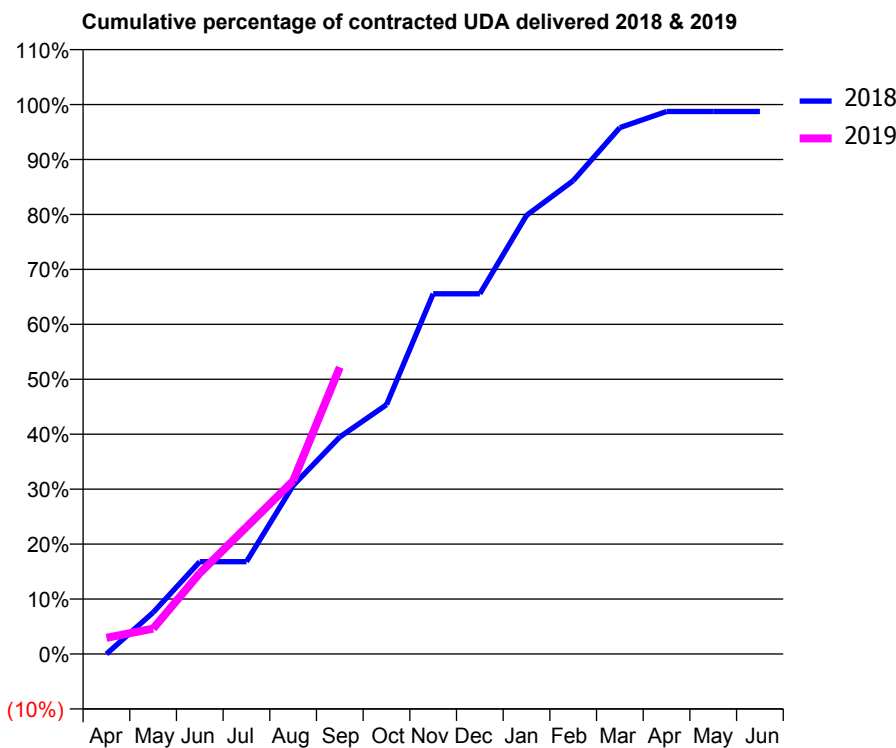
18/19 Contracted general activity (UDA)	238
Carry forward general activity (UDA)	3
18/19 Contracted orthodontic activity (UOA)	0
Carry forward orthodontic activity (UOA)	0
Baseline contract value	£6,342.39

ACCESS*

Patients seen in 24 months	Total	Change since previous quarter
Quarter ending September 2017	120	
Quarter ending December 2017	118	↓
Quarter ending March 2018	118	→
Quarter ending June 2018	124	↑
Quarter ending September 2018	130	↑
Variance since September 2017	8.3%	↑



ACTIVITY



Adjusted Scheduled Activity (UDA)		
Month	2018	2019
April	0	7
May	18	11
June	40	35
July	40	55
August	73	75
September	94	124
October	108	
November	156	
December	156	
January	190	
February	205	
March	228	
April	235	
May	235	
June	235	

QUALITY

	Quantity	Base Number	Contract	AT	Region	England
% of FP17s for the same patient ID Re-attending within 3 months - Children	1	37	2.7%	9.9%	11.5%	11.6%
% of FP17s for the same patient ID Re-attending within 3 months - Adults	2	41	4.9%	15.6%	16.5%	15.5%
% of FP17s for the same patient ID Re-attending between 3 & 9 months - Children	20	37	54.1%	48.4%	48.5%	58.8%
% of FP17s for the same patient ID Re-attending between 3 & 9 months - Adults	13	41	31.7%	38.4%	39.1%	51.1%
% of FP17s for Band 1 Urgent Courses	0	71	0.0%	11.0%	10.6%	9.0%
% of FP17s Relating to Free Repair or Replacements	0	71	0.0%	0.5%	0.5%	0.8%
% of FP17s Relating to Continuations	0	71	0.0%	0.5%	0.7%	0.9%
% of Patients satisfied with the dentistry they have received	0	0	N/A	89.0%	90.5%	93.3%
% of Patients satisfied with the time they had to wait for an appointment	0	0	N/A	85.3%	85.1%	88.9%

* This is based on patients treated on this contract for their most recent course of treatment. Figures in italics indicate the base number of FP17s or Patient Questionnaire responses are less than 100. N/A is shown where the base number of responses is less than 10 during the period. % is calculated as Quantity/Base number*100

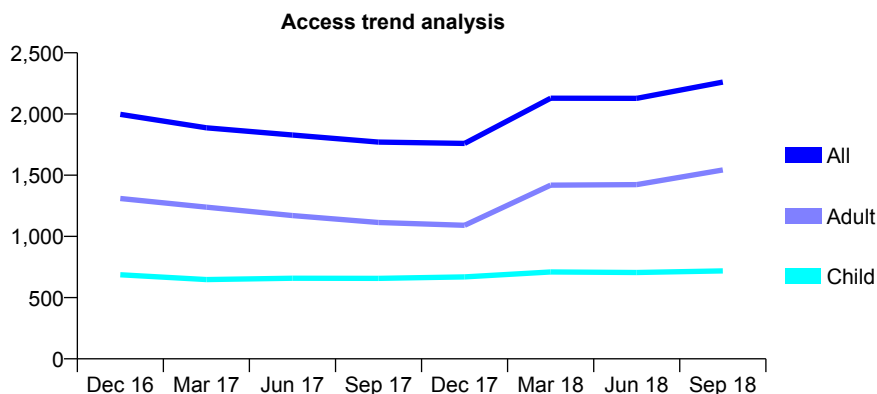
Q62 - Vital Signs At a Glance Contract Report for 323373/0001 - September 2018

Name or company name	Nisha Majevalia
Contract type name	GDS Contract
Purpose of contract	General
Contract start date	01/04/2006
Contract end date	

18/19 Contracted general activity (UDA)	8,407
Carry forward general activity (UDA)	315
18/19 Contracted orthodontic activity (UOA)	0
Carry forward orthodontic activity (UOA)	0
Baseline contract value	£220,169.36

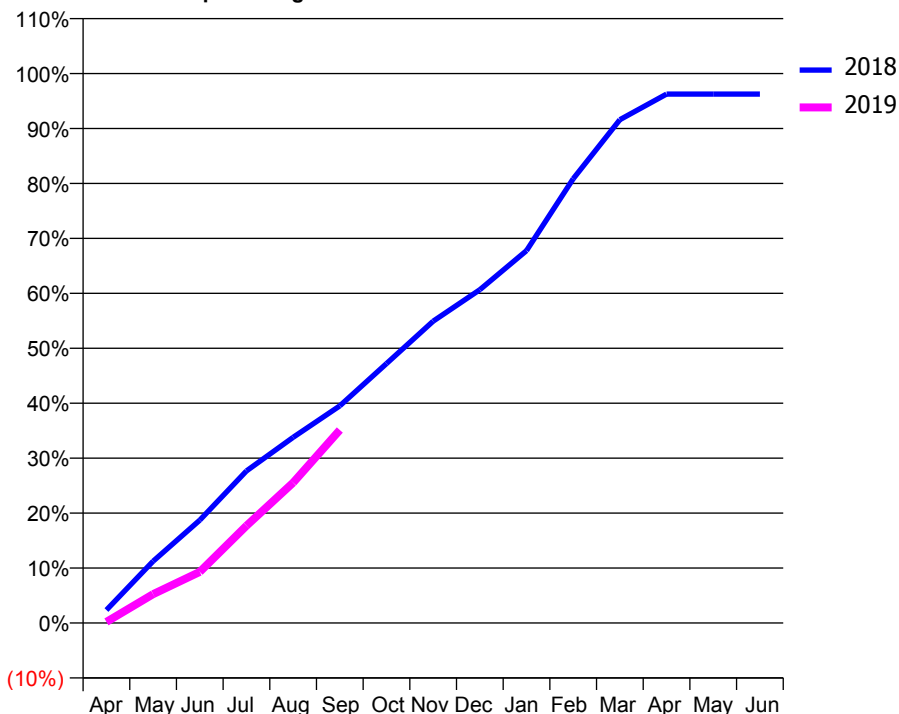
ACCESS*

Patients seen in 24 months	Total	Change since previous quarter
Quarter ending September 2017	1,771	
Quarter ending December 2017	1,760	→
Quarter ending March 2018	2,129	↑
Quarter ending June 2018	2,128	→
Quarter ending September 2018	2,261	↑
Variance since September 2017	27.7%	↑



ACTIVITY

Cumulative percentage of contracted UDA delivered 2018 & 2019



Adjusted Scheduled Activity (UDA)

Month	2018	2019
April	199	16
May	947	441
June	1,574	783
July	2,327	1,489
August	2,840	2,146
September	3,323	2,953
October	3,970	
November	4,618	
December	5,100	
January	5,698	
February	6,797	
March	7,700	
April	8,092	
May	8,092	
June	8,092	

QUALITY

	Quantity	Base Number	Contract	AT	Region	England
% of FP17s for the same patient ID Re-attending within 3 months - Children	47	588	8.0%	9.9%	11.5%	11.6%
% of FP17s for the same patient ID Re-attending within 3 months - Adults	144	1,053	13.7%	15.6%	16.5%	15.5%
% of FP17s for the same patient ID Re-attending between 3 & 9 months - Children	359	588	61.1%	48.4%	48.5%	58.8%
% of FP17s for the same patient ID Re-attending between 3 & 9 months - Adults	518	1,053	49.2%	38.4%	39.1%	51.1%
% of FP17s for Band 1 Urgent Courses	89	1,501	5.9%	11.0%	10.6%	9.0%
% of FP17s Relating to Free Repair or Replacements	4	1,501	0.3%	0.5%	0.5%	0.8%
% of FP17s Relating to Continuations	6	1,501	0.4%	0.5%	0.7%	0.9%
% of Patients satisfied with the dentistry they have received	1	1	N/A	89.0%	90.5%	93.3%
% of Patients satisfied with the time they had to wait for an appointment	1	1	N/A	85.3%	85.1%	88.9%

* This is based on patients treated on this contract for their most recent course of treatment. Figures in italics indicate the base number of FP17s or Patient Questionnaire responses are less than 100. N/A is shown where the base number of responses is less than 10 during the period. % is calculated as Quantity/Base number*100

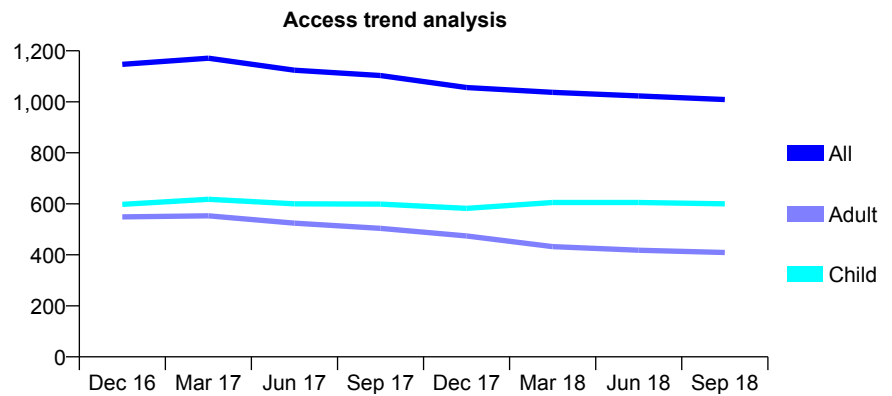
Q62 - Vital Signs At a Glance Contract Report for 325244/0002 - September 2018

Name or company name	MR RP SARAN
Contract type name	GDS Contract
Purpose of contract	General
Contract start date	01/04/2006
Contract end date	

18/19 Contracted general activity (UDA)	7,910
Carry forward general activity (UDA)	-59
18/19 Contracted orthodontic activity (UOA)	0
Carry forward orthodontic activity (UOA)	0
Baseline contract value	£243,121.84

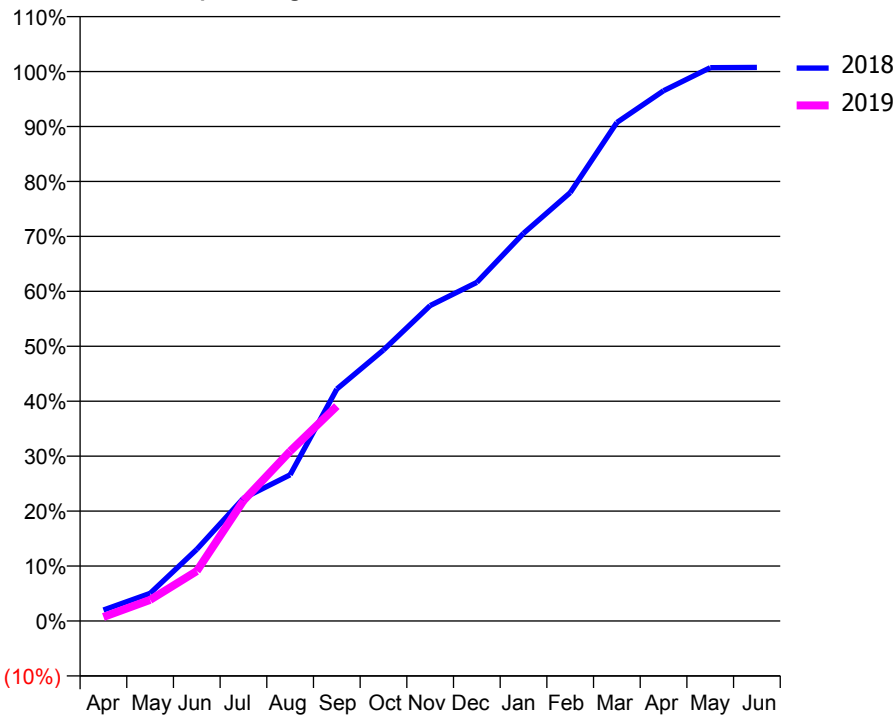
ACCESS*

Patients seen in 24 months	Total	Change since previous quarter
Quarter ending September 2017	1,103	
Quarter ending December 2017	1,056	↓
Quarter ending March 2018	1,037	↓
Quarter ending June 2018	1,023	↓
Quarter ending September 2018	1,009	↓
Variance since September 2017	(8.5%)	↓



ACTIVITY

Cumulative percentage of contracted UDA delivered 2018 & 2019



Month	Adjusted Scheduled Activity (UDA)	
	2018	2019
April	158	59
May	399	304
June	1,031	719
July	1,766	1,732
August	2,105	2,445
September	3,339	3,093
October	3,901	
November	4,540	
December	4,874	
January	5,581	
February	6,167	
March	7,177	
April	7,632	
May	7,965	
June	7,969	

QUALITY

	Quantity	Base Number	Contract	AT	Region	England
% of FP17s for the same patient ID Re-attending within 3 months - Children	14	644	2.2%	9.9%	11.5%	11.6%
% of FP17s for the same patient ID Re-attending within 3 months - Adults	22	304	7.2%	15.6%	16.5%	15.5%
% of FP17s for the same patient ID Re-attending between 3 & 9 months - Children	504	644	78.3%	48.4%	48.5%	58.8%
% of FP17s for the same patient ID Re-attending between 3 & 9 months - Adults	200	304	65.8%	38.4%	39.1%	51.1%
% of FP17s for Band 1 Urgent Courses	21	768	2.7%	11.0%	10.6%	9.0%
% of FP17s Relating to Free Repair or Replacements	0	768	0.0%	0.5%	0.5%	0.8%
% of FP17s Relating to Continuations	0	768	0.0%	0.5%	0.7%	0.9%
% of Patients satisfied with the dentistry they have received	2	2	N/A	89.0%	90.5%	93.3%
% of Patients satisfied with the time they had to wait for an appointment	2	2	N/A	85.3%	85.1%	88.9%

* This is based on patients treated on this contract for their most recent course of treatment. Figures in italics indicate the base number of FP17s or Patient Questionnaire responses are less than 100. N/A is shown where the base number of responses is less than 10 during the period. % is calculated as Quantity/Base number*100

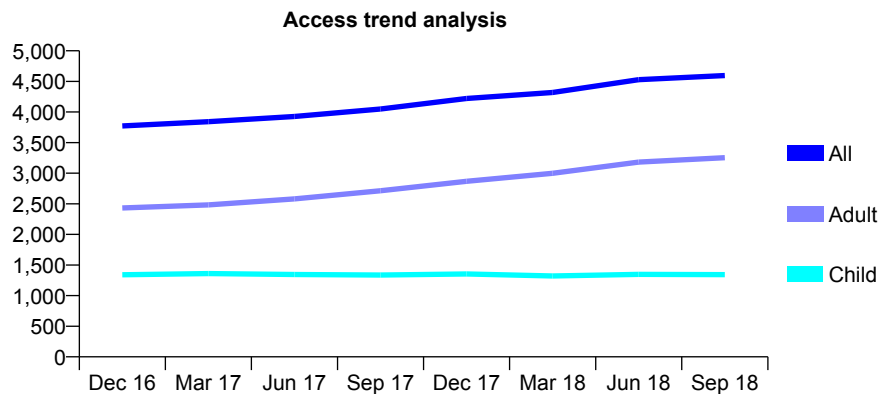
Q62 - Vital Signs At a Glance Contract Report for 327689/0001 - September 2018

Name or company name	MRS P WINAYAK
Contract type name	GDS Contract
Purpose of contract	General
Contract start date	01/04/2006
Contract end date	

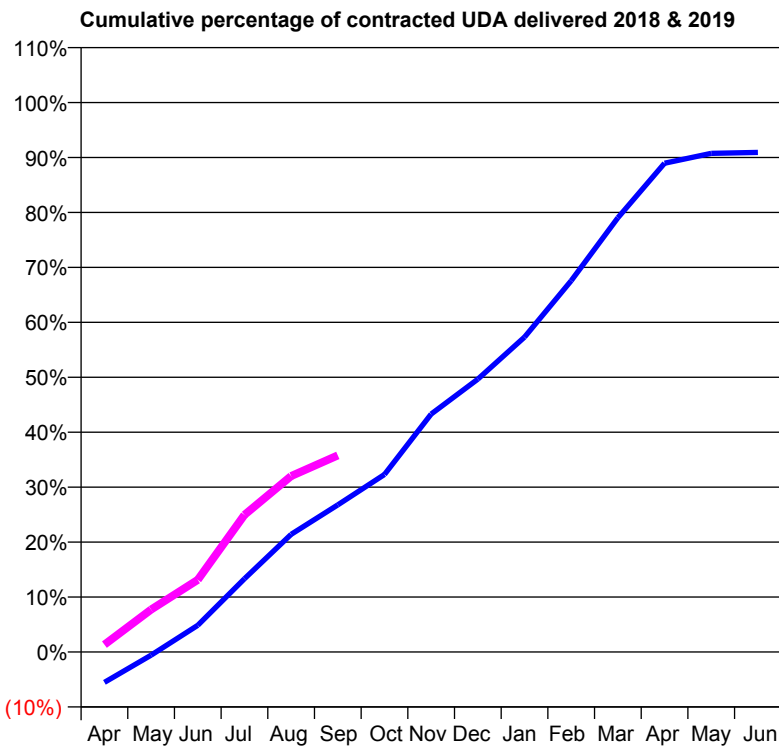
18/19 Contracted general activity (UDA)	15,955
Carry forward general activity (UDA)	0
18/19 Contracted orthodontic activity (UOA)	0
Carry forward orthodontic activity (UOA)	0
Baseline contract value	£483,899.68

ACCESS*

Patients seen in 24 months	Total	Change since previous quarter
Quarter ending September 2017	4,049	
Quarter ending December 2017	4,222	↑
Quarter ending March 2018	4,320	↑
Quarter ending June 2018	4,529	↑
Quarter ending September 2018	4,596	→
Variance since September 2017	13.5%	↑



ACTIVITY



Month	Adjusted Scheduled Activity (UDA)	
	2018	2019
April	-883	214
May	-94	1,232
June	776	2,098
July	2,129	3,980
August	3,417	5,108
September	4,271	5,708
October	5,154	
November	6,910	
December	7,922	
January	9,142	
February	10,781	
March	12,609	
April	14,193	
May	14,477	
June	14,504	

QUALITY

	Quantity	Base Number	Contract	AT	Region	England
% of FP17s for the same patient ID Re-attending within 3 months - Children	79	701	11.3%	9.9%	11.5%	11.6%
% of FP17s for the same patient ID Re-attending within 3 months - Adults	340	1,705	19.9%	15.6%	16.5%	15.5%
% of FP17s for the same patient ID Re-attending between 3 & 9 months - Children	219	701	31.2%	48.4%	48.5%	58.8%
% of FP17s for the same patient ID Re-attending between 3 & 9 months - Adults	415	1,705	24.3%	38.4%	39.1%	51.1%
% of FP17s for Band 1 Urgent Courses	371	1,913	19.4%	11.0%	10.6%	9.0%
% of FP17s Relating to Free Repair or Replacements	3	1,913	0.2%	0.5%	0.5%	0.8%
% of FP17s Relating to Continuations	1	1,913	0.1%	0.5%	0.7%	0.9%
% of Patients satisfied with the dentistry they have received	1	1	N/A	89.0%	90.5%	93.3%
% of Patients satisfied with the time they had to wait for an appointment	1	1	N/A	85.3%	85.1%	88.9%

* This is based on patients treated on this contract for their most recent course of treatment. Figures in italics indicate the base number of FP17s or Patient Questionnaire responses are less than 100. N/A is shown where the base number of responses is less than 10 during the period. % is calculated as Quantity/Base number*100

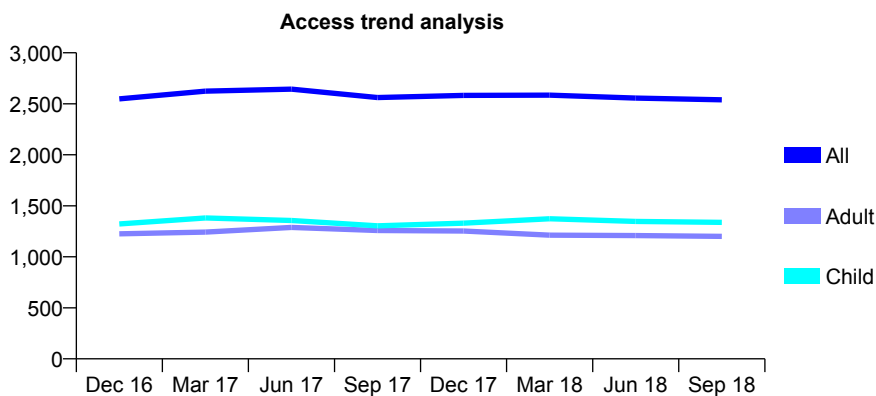
Q62 - Vital Signs At a Glance Contract Report for 327689/0002 - September 2018

Name or company name	MRS P WINAYAK
Contract type name	GDS Contract
Purpose of contract	General
Contract start date	01/04/2006
Contract end date	

18/19 Contracted general activity (UDA)	8,036
Carry forward general activity (UDA)	-1
18/19 Contracted orthodontic activity (UOA)	0
Carry forward orthodontic activity (UOA)	0
Baseline contract value	£263,926.96

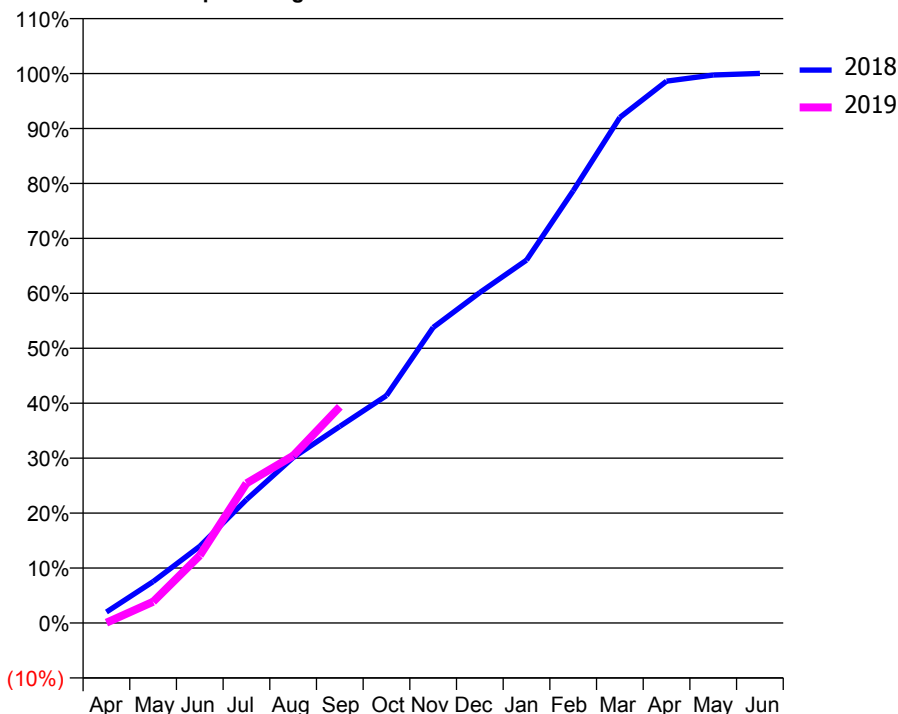
ACCESS*

Patients seen in 24 months	Total	Change since previous quarter
Quarter ending September 2017	2,562	
Quarter ending December 2017	2,583	→
Quarter ending March 2018	2,585	→
Quarter ending June 2018	2,556	↓
Quarter ending September 2018	2,539	→
Variance since September 2017	(0.9%)	→



ACTIVITY

Cumulative percentage of contracted UDA delivered 2018 & 2019



Adjusted Scheduled Activity (UDA)		
Month	2018	2019
April	161	4
May	606	311
June	1,121	987
July	1,805	2,042
August	2,419	2,447
September	2,876	3,162
October	3,327	
November	4,323	
December	4,833	
January	5,306	
February	6,321	
March	7,394	
April	7,923	
May	8,013	
June	8,037	

QUALITY

	Quantity	Base Number	Contract	AT	Region	England
% of FP17s for the same patient ID Re-attending within 3 months - Children	52	678	7.7%	9.9%	11.5%	11.6%
% of FP17s for the same patient ID Re-attending within 3 months - Adults	93	525	17.7%	15.6%	16.5%	15.5%
% of FP17s for the same patient ID Re-attending between 3 & 9 months - Children	267	678	39.4%	48.4%	48.5%	58.8%
% of FP17s for the same patient ID Re-attending between 3 & 9 months - Adults	142	525	27.0%	38.4%	39.1%	51.1%
% of FP17s for Band 1 Urgent Courses	122	1,026	11.9%	11.0%	10.6%	9.0%
% of FP17s Relating to Free Repair or Replacements	1	1,026	0.1%	0.5%	0.5%	0.8%
% of FP17s Relating to Continuations	3	1,026	0.3%	0.5%	0.7%	0.9%
% of Patients satisfied with the dentistry they have received	1	2	N/A	89.0%	90.5%	93.3%
% of Patients satisfied with the time they had to wait for an appointment	1	2	N/A	85.3%	85.1%	88.9%

* This is based on patients treated on this contract for their most recent course of treatment. Figures in italics indicate the base number of FP17s or Patient Questionnaire responses are less than 100. N/A is shown where the base number of responses is less than 10 during the period. % is calculated as Quantity/Base number*100

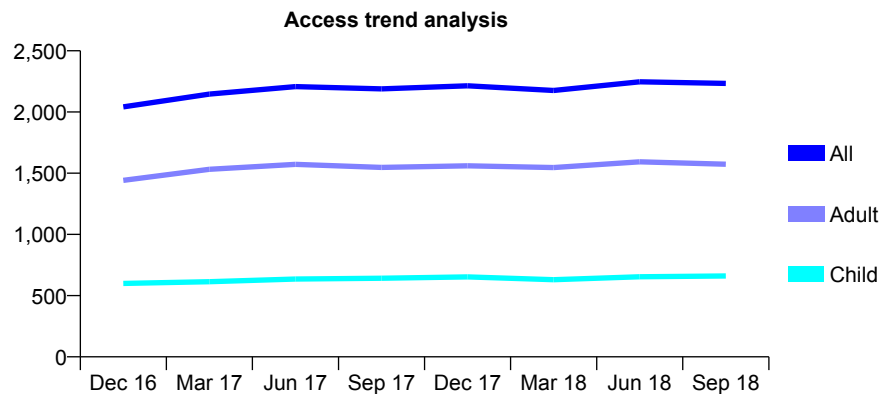
Q62 - Vital Signs At a Glance Contract Report for 328995/0002 - September 2018

Name or company name	MR I MOHAMMED
Contract type name	GDS Contract
Purpose of contract	General
Contract start date	01/04/2015
Contract end date	

18/19 Contracted general activity (UDA)	6,668
Carry forward general activity (UDA)	-13
18/19 Contracted orthodontic activity (UOA)	0
Carry forward orthodontic activity (UOA)	0
Baseline contract value	£203,435.56

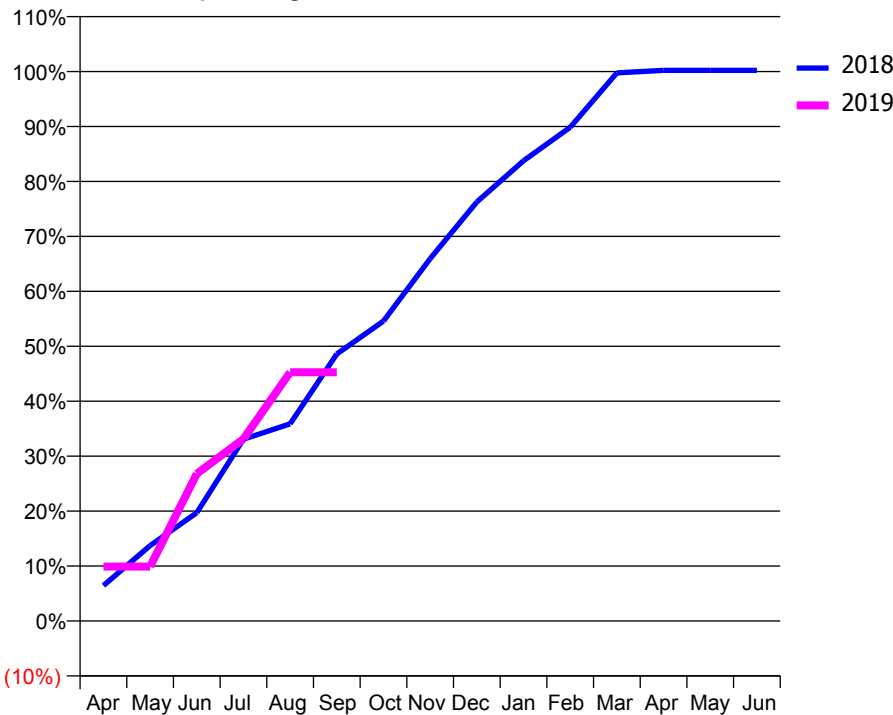
ACCESS*

Patients seen in 24 months	Total	Change since previous quarter
Quarter ending September 2017	2,189	
Quarter ending December 2017	2,214	→
Quarter ending March 2018	2,176	↓
Quarter ending June 2018	2,247	↑
Quarter ending September 2018	2,234	→
Variance since September 2017	2.1%	↑



ACTIVITY

Cumulative percentage of contracted UDA delivered 2018 & 2019



Month	Adjusted Scheduled Activity (UDA)	
	2018	2019
April	430	661
May	916	661
June	1,314	1,788
July	2,207	2,209
August	2,392	3,018
September	3,240	3,018
October	3,639	
November	4,397	
December	5,085	
January	5,585	
February	5,992	
March	6,652	
April	6,681	
May	6,681	
June	6,681	

QUALITY

	Quantity	Base Number	Contract	AT	Region	England
% of FP17s for the same patient ID Re-attending within 3 months - Children	14	256	5.5%	9.9%	11.5%	11.6%
% of FP17s for the same patient ID Re-attending within 3 months - Adults	50	629	7.9%	15.6%	16.5%	15.5%
% of FP17s for the same patient ID Re-attending between 3 & 9 months - Children	54	256	21.1%	48.4%	48.5%	58.8%
% of FP17s for the same patient ID Re-attending between 3 & 9 months - Adults	163	629	25.9%	38.4%	39.1%	51.1%
% of FP17s for Band 1 Urgent Courses	26	872	3.0%	11.0%	10.6%	9.0%
% of FP17s Relating to Free Repair or Replacements	1	872	0.1%	0.5%	0.5%	0.8%
% of FP17s Relating to Continuations	7	872	0.8%	0.5%	0.7%	0.9%
% of Patients satisfied with the dentistry they have received	0	1	N/A	89.0%	90.5%	93.3%
% of Patients satisfied with the time they had to wait for an appointment	0	1	N/A	85.3%	85.1%	88.9%

* This is based on patients treated on this contract for their most recent course of treatment. Figures in italics indicate the base number of FP17s or Patient Questionnaire responses are less than 100. N/A is shown where the base number of responses is less than 10 during the period. % is calculated as Quantity/Base number*100

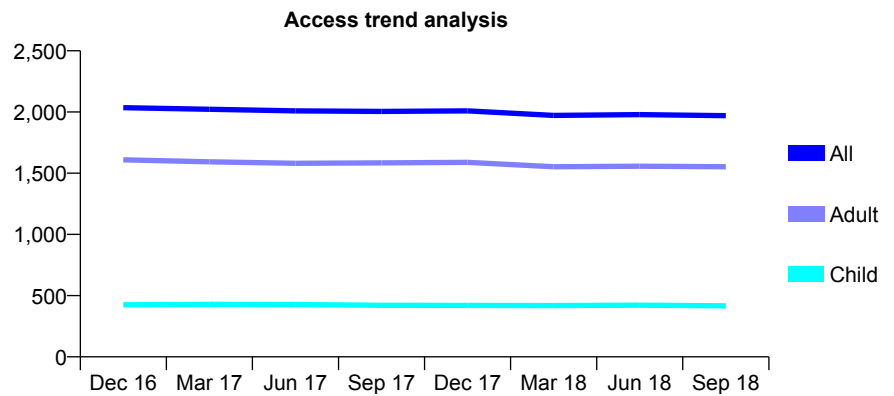
Q62 - Vital Signs At a Glance Contract Report for 331880/0001 - September 2018

Name or company name	MR NK PATEL
Contract type name	GDS Contract
Purpose of contract	General
Contract start date	01/04/2006
Contract end date	

18/19 Contracted general activity (UDA)	4,469
Carry forward general activity (UDA)	0
18/19 Contracted orthodontic activity (UOA)	0
Carry forward orthodontic activity (UOA)	0
Baseline contract value	£110,159.11

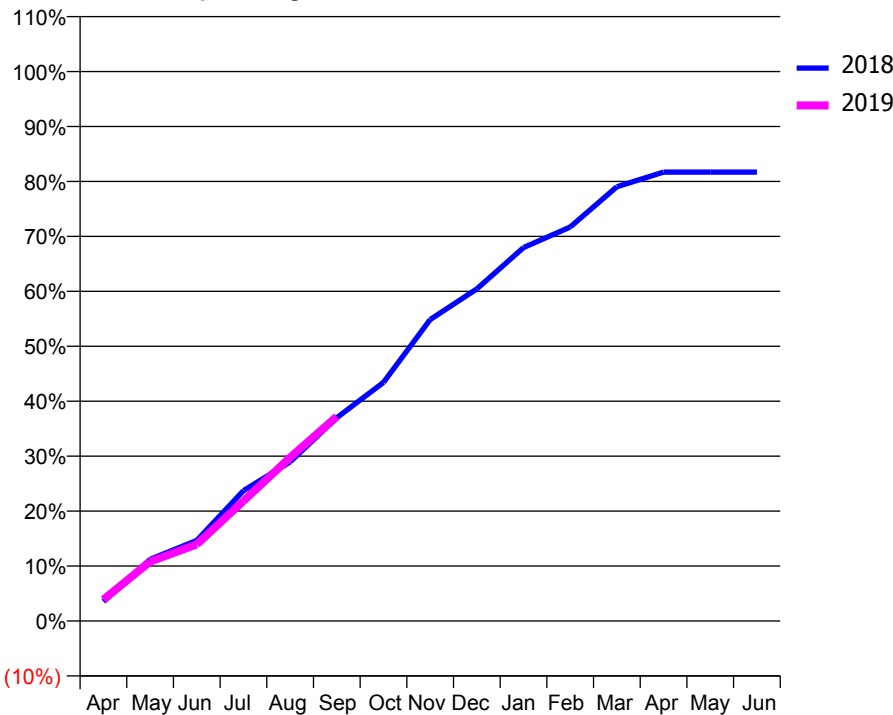
ACCESS*

Patients seen in 24 months	Total	Change since previous quarter
Quarter ending September 2017	2,005	
Quarter ending December 2017	2,009	→
Quarter ending March 2018	1,972	↓
Quarter ending June 2018	1,979	→
Quarter ending September 2018	1,970	→
Variance since September 2017	(1.7%)	↓



ACTIVITY

Cumulative percentage of contracted UDA delivered 2018 & 2019



Adjusted Scheduled Activity (UDA)		
Month	2018	2019
April	158	174
May	501	483
June	656	623
July	1,060	977
August	1,295	1,330
September	1,653	1,663
October	1,941	
November	2,452	
December	2,701	
January	3,037	
February	3,204	
March	3,532	
April	3,651	
May	3,651	
June	3,651	

QUALITY

	Quantity	Base Number	Contract	AT	Region	England
% of FP17s for the same patient ID Re-attending within 3 months - Children	6	244	2.5%	9.9%	11.5%	11.6%
% of FP17s for the same patient ID Re-attending within 3 months - Adults	24	678	3.5%	15.6%	16.5%	15.5%
% of FP17s for the same patient ID Re-attending between 3 & 9 months - Children	60	244	24.6%	48.4%	48.5%	58.8%
% of FP17s for the same patient ID Re-attending between 3 & 9 months - Adults	165	678	24.3%	38.4%	39.1%	51.1%
% of FP17s for Band 1 Urgent Courses	57	848	6.7%	11.0%	10.6%	9.0%
% of FP17s Relating to Free Repair or Replacements	0	848	0.0%	0.5%	0.5%	0.8%
% of FP17s Relating to Continuations	3	848	0.4%	0.5%	0.7%	0.9%
% of Patients satisfied with the dentistry they have received	2	2	N/A	89.0%	90.5%	93.3%
% of Patients satisfied with the time they had to wait for an appointment	2	2	N/A	85.3%	85.1%	88.9%

* This is based on patients treated on this contract for their most recent course of treatment. Figures in italics indicate the base number of FP17s or Patient Questionnaire responses are less than 100. N/A is shown where the base number of responses is less than 10 during the period. % is calculated as Quantity/Base number*100

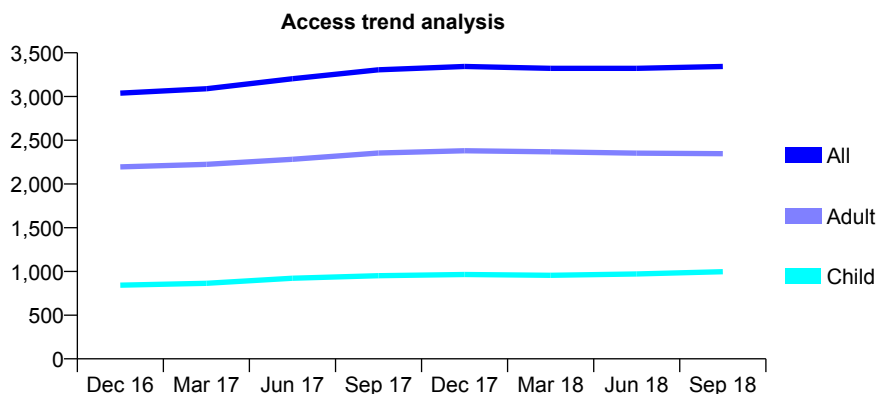
Q62 - Vital Signs At a Glance Contract Report for 333735/0002 - September 2018

Name or company name	MR H HASEN
Contract type name	GDS Contract
Purpose of contract	General
Contract start date	01/09/2010
Contract end date	

18/19 Contracted general activity (UDA)	8,914
Carry forward general activity (UDA)	665
18/19 Contracted orthodontic activity (UOA)	0
Carry forward orthodontic activity (UOA)	0
Baseline contract value	£241,252.93

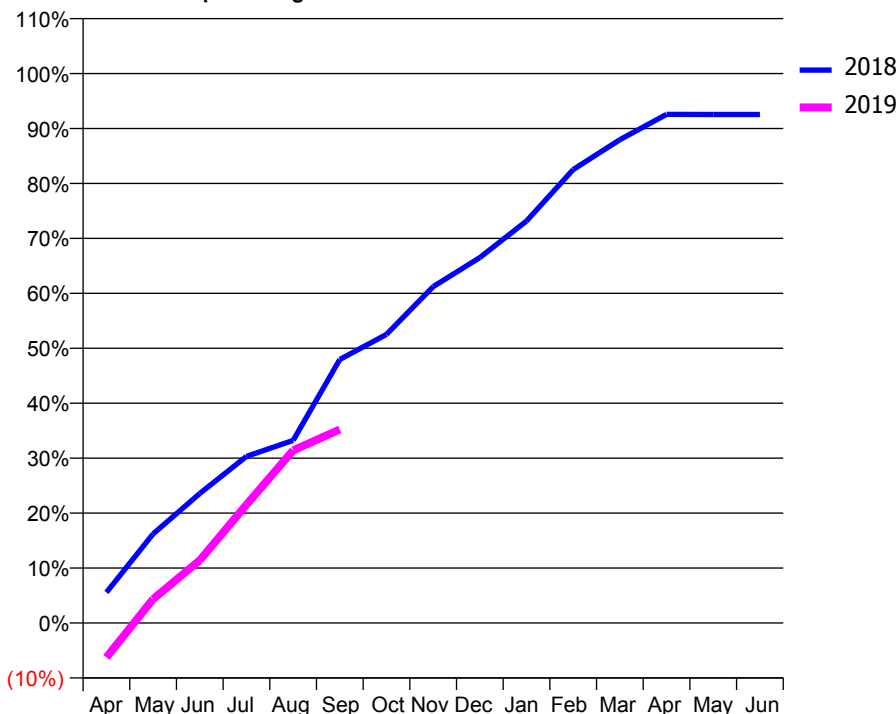
ACCESS*

Patients seen in 24 months	Total	Change since previous quarter
Quarter ending September 2017	3,305	
Quarter ending December 2017	3,344	→
Quarter ending March 2018	3,323	→
Quarter ending June 2018	3,323	→
Quarter ending September 2018	3,344	→
Variance since September 2017	1.2%	→



ACTIVITY

Cumulative percentage of contracted UDA delivered 2018 & 2019



Adjusted Scheduled Activity (UDA)

Month	2018	2019
April	496	-559
May	1,445	388
June	2,101	1,017
July	2,702	1,921
August	2,963	2,800
September	4,276	3,139
October	4,683	
November	5,456	
December	5,929	
January	6,521	
February	7,356	
March	7,840	
April	8,250	
May	8,249	
June	8,249	

QUALITY

	Quantity	Base Number	Contract	AT	Region	England
% of FP17s for the same patient ID Re-attending within 3 months - Children	43	569	7.6%	9.9%	11.5%	11.6%
% of FP17s for the same patient ID Re-attending within 3 months - Adults	184	1,152	16.0%	15.6%	16.5%	15.5%
% of FP17s for the same patient ID Re-attending between 3 & 9 months - Children	250	569	43.9%	48.4%	48.5%	58.8%
% of FP17s for the same patient ID Re-attending between 3 & 9 months - Adults	313	1,152	27.2%	38.4%	39.1%	51.1%
% of FP17s for Band 1 Urgent Courses	170	1,560	10.9%	11.0%	10.6%	9.0%
% of FP17s Relating to Free Repair or Replacements	19	1,560	1.2%	0.5%	0.5%	0.8%
% of FP17s Relating to Continuations	14	1,560	0.9%	0.5%	0.7%	0.9%
% of Patients satisfied with the dentistry they have received	1	1	N/A	89.0%	90.5%	93.3%
% of Patients satisfied with the time they had to wait for an appointment	1	1	N/A	85.3%	85.1%	88.9%

* This is based on patients treated on this contract for their most recent course of treatment. Figures in italics indicate the base number of FP17s or Patient Questionnaire responses are less than 100. N/A is shown where the base number of responses is less than 10 during the period. % is calculated as Quantity/Base number*100

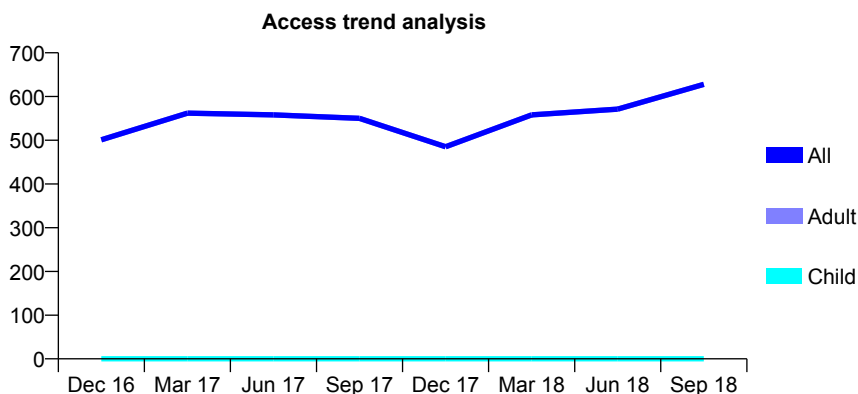
Q62 - Vital Signs At a Glance Contract Report for 334448/0001 - September 2018

Name or company name	LOVLINA KAUR BINDRA
Contract type name	GDS Contract
Purpose of contract	General
Contract start date	01/04/2006
Contract end date	

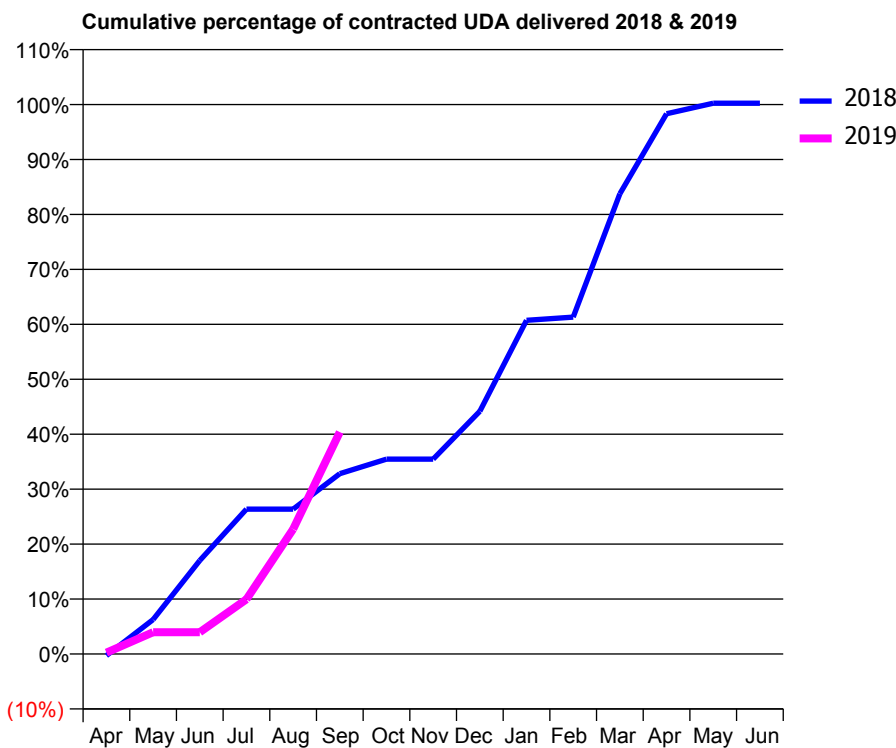
18/19 Contracted general activity (UDA)	1,999
Carry forward general activity (UDA)	-5
18/19 Contracted orthodontic activity (UOA)	0
Carry forward orthodontic activity (UOA)	0
Baseline contract value	£68,969.84

ACCESS*

Patients seen in 24 months	Total	Change since previous quarter
Quarter ending September 2017	550	
Quarter ending December 2017	485	↓
Quarter ending March 2018	558	↑
Quarter ending June 2018	571	↑
Quarter ending September 2018	628	↑
Variance since September 2017	14.2%	↑



ACTIVITY



Month	Adjusted Scheduled Activity (UDA)	
	2018	2019
April	-6	5
May	125	79
June	340	79
July	527	199
August	527	454
September	656	808
October	709	
November	709	
December	883	
January	1,214	
February	1,226	
March	1,674	
April	1,966	
May	2,004	
June	2,004	

QUALITY

	Quantity	Base Number	Contract	AT	Region	England
% of FP17s for the same patient ID Re-attending within 3 months - Children	0	0	N/A	9.9%	11.5%	11.6%
% of FP17s for the same patient ID Re-attending within 3 months - Adults	4	251	1.6%	15.6%	16.5%	15.5%
% of FP17s for the same patient ID Re-attending between 3 & 9 months - Children	0	0	N/A	48.4%	48.5%	58.8%
% of FP17s for the same patient ID Re-attending between 3 & 9 months - Adults	27	251	10.8%	38.4%	39.1%	51.1%
% of FP17s for Band 1 Urgent Courses	8	205	3.9%	11.0%	10.6%	9.0%
% of FP17s Relating to Free Repair or Replacements	0	205	0.0%	0.5%	0.5%	0.8%
% of FP17s Relating to Continuations	0	205	0.0%	0.5%	0.7%	0.9%
% of Patients satisfied with the dentistry they have received	0	0	N/A	89.0%	90.5%	93.3%
% of Patients satisfied with the time they had to wait for an appointment	0	0	N/A	85.3%	85.1%	88.9%

* This is based on patients treated on this contract for their most recent course of treatment. Figures in italics indicate the base number of FP17s or Patient Questionnaire responses are less than 100. N/A is shown where the base number of responses is less than 10 during the period. % is calculated as Quantity/Base number*100

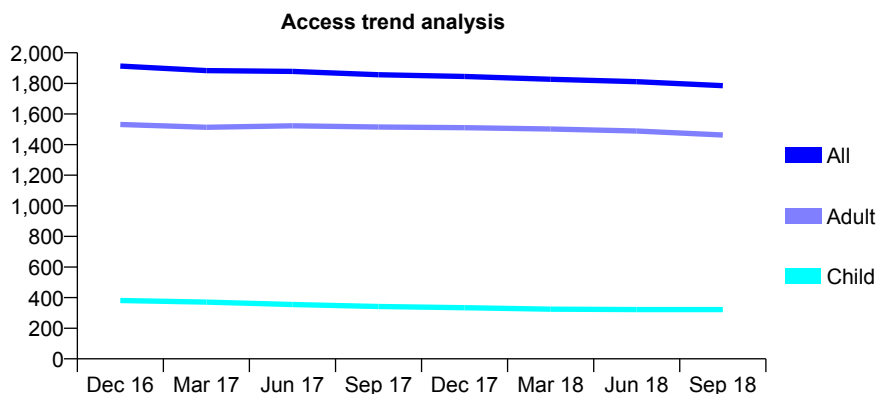
Q62 - Vital Signs At a Glance Contract Report for 334537/0001 - September 2018

Name or company name	MR SP AURORA
Contract type name	GDS Contract
Purpose of contract	General
Contract start date	01/04/2006
Contract end date	

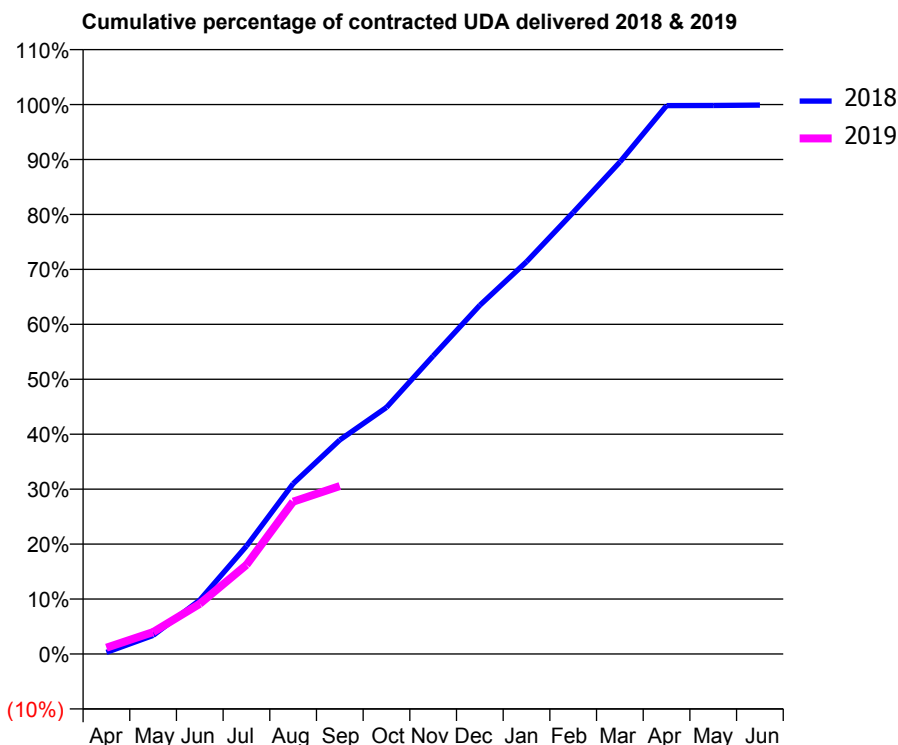
18/19 Contracted general activity (UDA)	9,051
Carry forward general activity (UDA)	9
18/19 Contracted orthodontic activity (UOA)	0
Carry forward orthodontic activity (UOA)	0
Baseline contract value	£277,956.52

ACCESS*

Patients seen in 24 months	Total	Change since previous quarter
Quarter ending September 2017	1,857	
Quarter ending December 2017	1,845	→
Quarter ending March 2018	1,827	→
Quarter ending June 2018	1,811	→
Quarter ending September 2018	1,785	↓
Variance since September 2017	(3.9%)	↓



ACTIVITY



Month	Adjusted Scheduled Activity (UDA)	
	2018	2019
April	28	105
May	307	361
June	889	827
July	1,778	1,468
August	2,805	2,510
September	3,526	2,766
October	4,061	
November	4,909	
December	5,745	
January	6,461	
February	7,273	
March	8,104	
April	9,033	
May	9,036	
June	9,042	

QUALITY

	Quantity	Base Number	Contract	AT	Region	England
% of FP17s for the same patient ID Re-attending within 3 months - Children	28	265	10.6%	9.9%	11.5%	11.6%
% of FP17s for the same patient ID Re-attending within 3 months - Adults	249	1,187	21.0%	15.6%	16.5%	15.5%
% of FP17s for the same patient ID Re-attending between 3 & 9 months - Children	186	265	70.2%	48.4%	48.5%	58.8%
% of FP17s for the same patient ID Re-attending between 3 & 9 months - Adults	765	1,187	64.4%	38.4%	39.1%	51.1%
% of FP17s for Band 1 Urgent Courses	42	1,192	3.5%	11.0%	10.6%	9.0%
% of FP17s Relating to Free Repair or Replacements	14	1,192	1.2%	0.5%	0.5%	0.8%
% of FP17s Relating to Continuations	13	1,192	1.1%	0.5%	0.7%	0.9%
% of Patients satisfied with the dentistry they have received	0	0	N/A	89.0%	90.5%	93.3%
% of Patients satisfied with the time they had to wait for an appointment	0	0	N/A	85.3%	85.1%	88.9%

* This is based on patients treated on this contract for their most recent course of treatment. Figures in italics indicate the base number of FP17s or Patient Questionnaire responses are less than 100. N/A is shown where the base number of responses is less than 10 during the period. % is calculated as Quantity/Base number*100

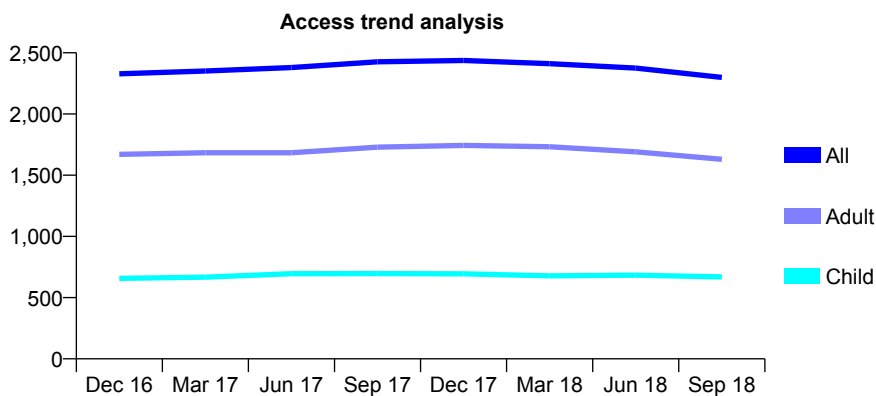
Q62 - Vital Signs At a Glance Contract Report for 335428/0001 - September 2018

Name or company name	MR AV PATEL
Contract type name	GDS Contract
Purpose of contract	General
Contract start date	01/04/2006
Contract end date	

18/19 Contracted general activity (UDA)	7,417
Carry forward general activity (UDA)	166
18/19 Contracted orthodontic activity (UOA)	0
Carry forward orthodontic activity (UOA)	0
Baseline contract value	£231,850.25

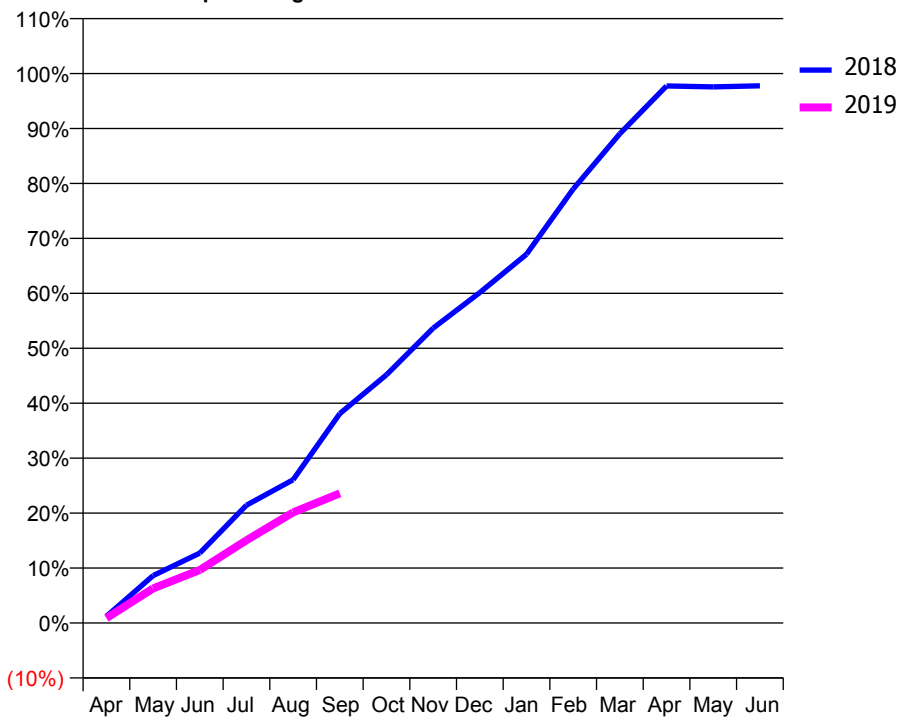
ACCESS*

Patients seen in 24 months	Total	Change since previous quarter
Quarter ending September 2017	2,426	
Quarter ending December 2017	2,437	→
Quarter ending March 2018	2,411	↓
Quarter ending June 2018	2,375	↓
Quarter ending September 2018	2,299	↓
Variance since September 2017	(5.2%)	↓



ACTIVITY

Cumulative percentage of contracted UDA delivered 2018 & 2019



Adjusted Scheduled Activity (UDA)

Month	2018	2019
April	91	66
May	640	467
June	944	715
July	1,591	1,117
August	1,933	1,492
September	2,826	1,751
October	3,350	
November	3,980	
December	4,460	
January	4,978	
February	5,857	
March	6,605	
April	7,249	
May	7,237	
June	7,251	

QUALITY

	Quantity	Base Number	Contract	AT	Region	England
% of FP17s for the same patient ID Re-attending within 3 months - Children	9	270	3.3%	9.9%	11.5%	11.6%
% of FP17s for the same patient ID Re-attending within 3 months - Adults	53	584	9.1%	15.6%	16.5%	15.5%
% of FP17s for the same patient ID Re-attending between 3 & 9 months - Children	124	270	45.9%	48.4%	48.5%	58.8%
% of FP17s for the same patient ID Re-attending between 3 & 9 months - Adults	185	584	31.7%	38.4%	39.1%	51.1%
% of FP17s for Band 1 Urgent Courses	71	706	10.1%	11.0%	10.6%	9.0%
% of FP17s Relating to Free Repair or Replacements	5	706	0.7%	0.5%	0.5%	0.8%
% of FP17s Relating to Continuations	2	706	0.3%	0.5%	0.7%	0.9%
% of Patients satisfied with the dentistry they have received	0	0	N/A	89.0%	90.5%	93.3%
% of Patients satisfied with the time they had to wait for an appointment	0	0	N/A	85.3%	85.1%	88.9%

* This is based on patients treated on this contract for their most recent course of treatment. Figures in italics indicate the base number of FP17s or Patient Questionnaire responses are less than 100. N/A is shown where the base number of responses is less than 10 during the period. % is calculated as Quantity/Base number*100

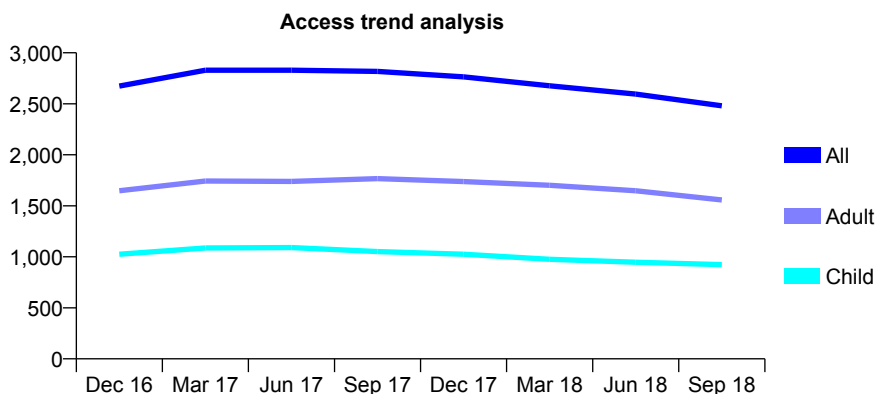
Q62 - Vital Signs At a Glance Contract Report for 335428/0003 - September 2018

Name or company name	MR AV PATEL
Contract type name	GDS Contract
Purpose of contract	General
Contract start date	02/08/2006
Contract end date	

18/19 Contracted general activity (UDA)	5,989
Carry forward general activity (UDA)	-110
18/19 Contracted orthodontic activity (UOA)	0
Carry forward orthodontic activity (UOA)	0
Baseline contract value	£190,783.64

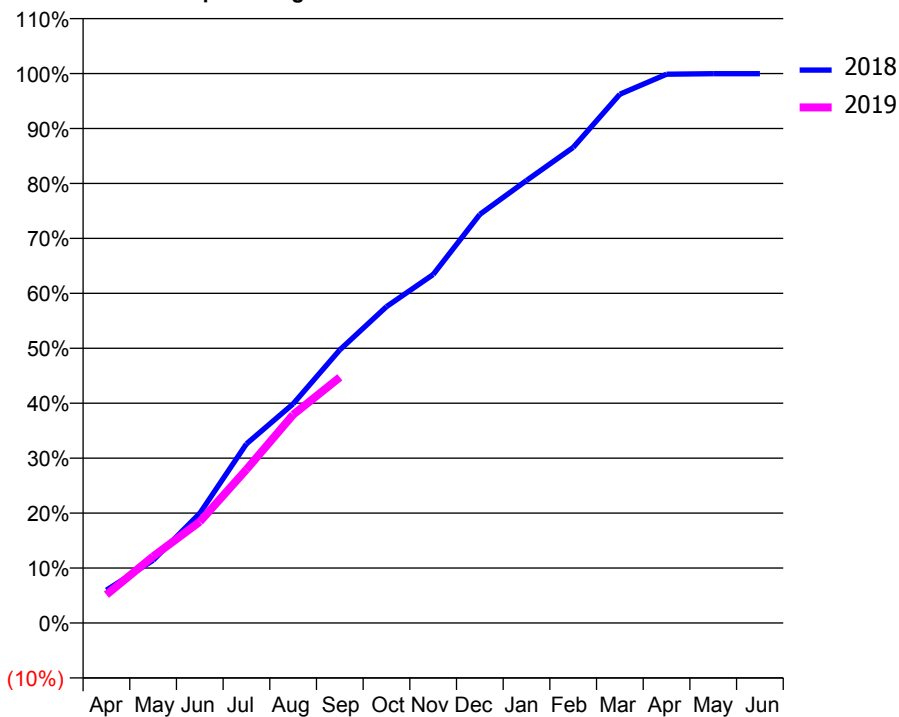
ACCESS*

Patients seen in 24 months	Total	Change since previous quarter
Quarter ending September 2017	2,818	
Quarter ending December 2017	2,764	↓
Quarter ending March 2018	2,677	↓
Quarter ending June 2018	2,595	↓
Quarter ending September 2018	2,480	↓
Variance since September 2017	(12.0%)	↓



ACTIVITY

Cumulative percentage of contracted UDA delivered 2018 & 2019



Adjusted Scheduled Activity (UDA)

Month	2018	2019
April	359	309
May	684	726
June	1,195	1,104
July	1,953	1,674
August	2,389	2,271
September	2,978	2,678
October	3,448	
November	3,798	
December	4,454	
January	4,824	
February	5,184	
March	5,763	
April	5,981	
May	5,987	
June	5,987	

QUALITY

	Quantity	Base Number	Contract	AT	Region	England
% of FP17s for the same patient ID Re-attending within 3 months - Children	26	548	4.7%	9.9%	11.5%	11.6%
% of FP17s for the same patient ID Re-attending within 3 months - Adults	70	693	10.1%	15.6%	16.5%	15.5%
% of FP17s for the same patient ID Re-attending between 3 & 9 months - Children	288	548	52.6%	48.4%	48.5%	58.8%
% of FP17s for the same patient ID Re-attending between 3 & 9 months - Adults	243	693	35.1%	38.4%	39.1%	51.1%
% of FP17s for Band 1 Urgent Courses	117	1,123	10.4%	11.0%	10.6%	9.0%
% of FP17s Relating to Free Repair or Replacements	2	1,123	0.2%	0.5%	0.5%	0.8%
% of FP17s Relating to Continuations	5	1,123	0.4%	0.5%	0.7%	0.9%
% of Patients satisfied with the dentistry they have received	1	1	N/A	89.0%	90.5%	93.3%
% of Patients satisfied with the time they had to wait for an appointment	1	1	N/A	85.3%	85.1%	88.9%

* This is based on patients treated on this contract for their most recent course of treatment. Figures in italics indicate the base number of FP17s or Patient Questionnaire responses are less than 100. N/A is shown where the base number of responses is less than 10 during the period. % is calculated as Quantity/Base number*100

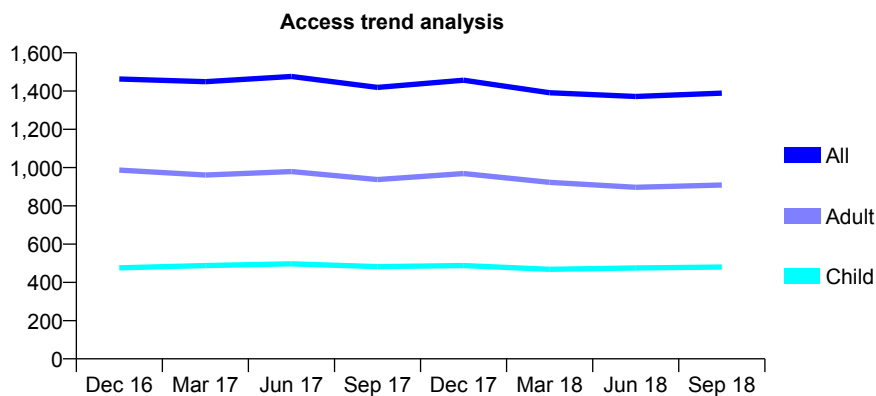
Q62 - Vital Signs At a Glance Contract Report for 335509/0001 - September 2018

Name or company name	MRS GC BASKERAN
Contract type name	GDS Contract
Purpose of contract	General
Contract start date	01/04/2006
Contract end date	

18/19 Contracted general activity (UDA)	4,773
Carry forward general activity (UDA)	-68
18/19 Contracted orthodontic activity (UOA)	0
Carry forward orthodontic activity (UOA)	0
Baseline contract value	£128,048.81

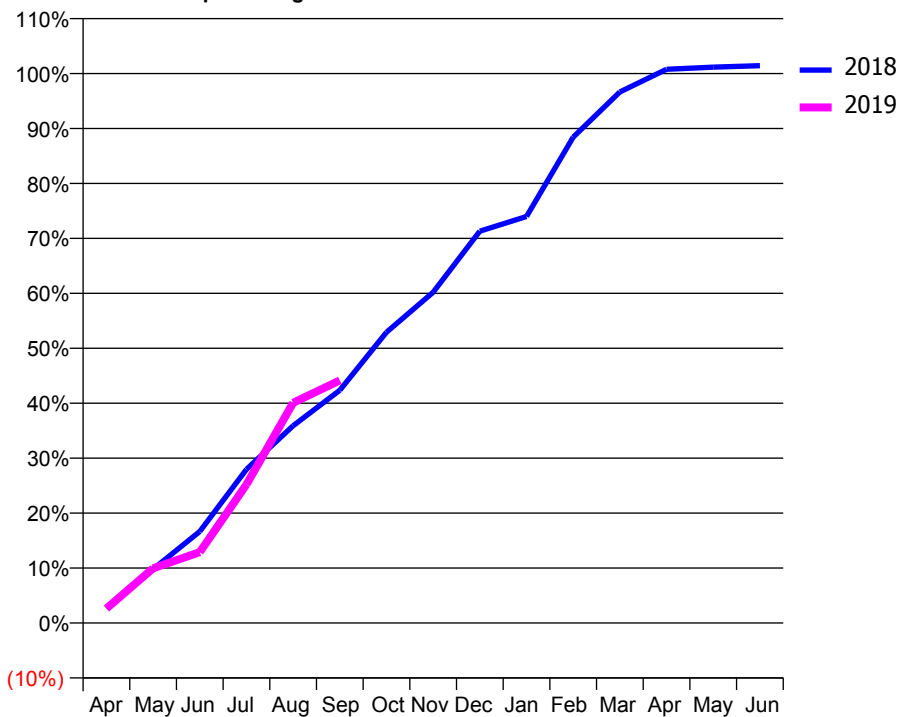
ACCESS*

Patients seen in 24 months	Total	Change since previous quarter
Quarter ending September 2017	1,419	
Quarter ending December 2017	1,457	↑
Quarter ending March 2018	1,391	↓
Quarter ending June 2018	1,372	↓
Quarter ending September 2018	1,389	→
Variance since September 2017	(2.1%)	↓



ACTIVITY

Cumulative percentage of contracted UDA delivered 2018 & 2019



Month	Adjusted Scheduled Activity (UDA)	
	2018	2019
April	129	126
May	468	475
June	795	616
July	1,335	1,203
August	1,713	1,913
September	2,022	2,107
October	2,525	
November	2,873	
December	3,404	
January	3,531	
February	4,220	
March	4,613	
April	4,810	
May	4,828	
June	4,841	

QUALITY

	Quantity	Base Number	Contract	AT	Region	England
% of FP17s for the same patient ID Re-attending within 3 months - Children	3	218	1.4%	9.9%	11.5%	11.6%
% of FP17s for the same patient ID Re-attending within 3 months - Adults	28	360	7.8%	15.6%	16.5%	15.5%
% of FP17s for the same patient ID Re-attending between 3 & 9 months - Children	67	218	30.7%	48.4%	48.5%	58.8%
% of FP17s for the same patient ID Re-attending between 3 & 9 months - Adults	111	360	30.8%	38.4%	39.1%	51.1%
% of FP17s for Band 1 Urgent Courses	16	526	3.0%	11.0%	10.6%	9.0%
% of FP17s Relating to Free Repair or Replacements	15	526	2.9%	0.5%	0.5%	0.8%
% of FP17s Relating to Continuations	0	526	0.0%	0.5%	0.7%	0.9%
% of Patients satisfied with the dentistry they have received	1	1	N/A	89.0%	90.5%	93.3%
% of Patients satisfied with the time they had to wait for an appointment	1	1	N/A	85.3%	85.1%	88.9%

* This is based on patients treated on this contract for their most recent course of treatment. Figures in italics indicate the base number of FP17s or Patient Questionnaire responses are less than 100. N/A is shown where the base number of responses is less than 10 during the period. % is calculated as Quantity/Base number*100

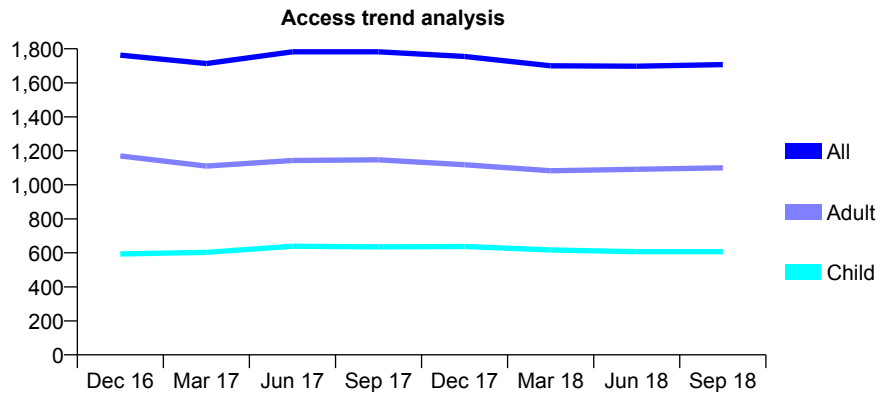
Q62 - Vital Signs At a Glance Contract Report for 335754/0001 - September 2018

Name or company name	MR N DIXIT
Contract type name	GDS Contract
Purpose of contract	General
Contract start date	01/04/2006
Contract end date	

18/19 Contracted general activity (UDA)	4,525
Carry forward general activity (UDA)	0
18/19 Contracted orthodontic activity (UOA)	0
Carry forward orthodontic activity (UOA)	0
Baseline contract value	£144,987.22

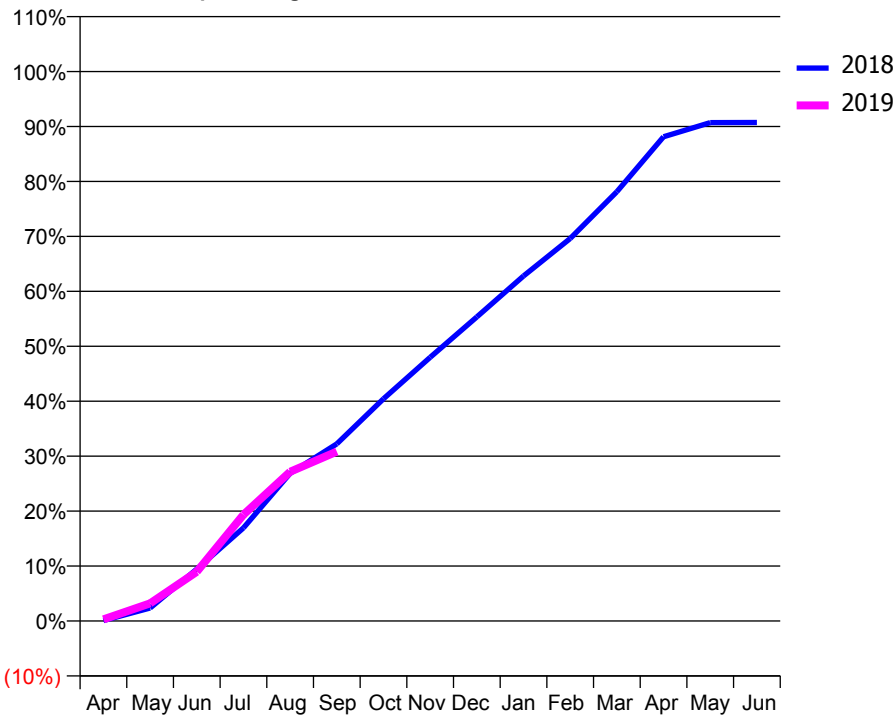
ACCESS*

Patients seen in 24 months	Total	Change since previous quarter
Quarter ending September 2017	1,782	
Quarter ending December 2017	1,755	↓
Quarter ending March 2018	1,700	↓
Quarter ending June 2018	1,698	→
Quarter ending September 2018	1,707	→
Variance since September 2017	(4.2%)	↓



ACTIVITY

Cumulative percentage of contracted UDA delivered 2018 & 2019



Month	Adjusted Scheduled Activity (UDA)	
	2018	2019
April	4	14
May	107	145
June	427	406
July	767	876
August	1,217	1,229
September	1,458	1,396
October	1,830	
November	2,171	
December	2,504	
January	2,841	
February	3,150	
March	3,535	
April	3,988	
May	4,104	
June	4,106	

QUALITY

	Quantity	Base Number	Contract	AT	Region	England
% of FP17s for the same patient ID Re-attending within 3 months - Children	26	460	5.7%	9.9%	11.5%	11.6%
% of FP17s for the same patient ID Re-attending within 3 months - Adults	59	585	10.1%	15.6%	16.5%	15.5%
% of FP17s for the same patient ID Re-attending between 3 & 9 months - Children	263	460	57.2%	48.4%	48.5%	58.8%
% of FP17s for the same patient ID Re-attending between 3 & 9 months - Adults	285	585	48.7%	38.4%	39.1%	51.1%
% of FP17s for Band 1 Urgent Courses	53	788	6.7%	11.0%	10.6%	9.0%
% of FP17s Relating to Free Repair or Replacements	1	788	0.1%	0.5%	0.5%	0.8%
% of FP17s Relating to Continuations	7	788	0.9%	0.5%	0.7%	0.9%
% of Patients satisfied with the dentistry they have received	2	3	N/A	89.0%	90.5%	93.3%
% of Patients satisfied with the time they had to wait for an appointment	2	3	N/A	85.3%	85.1%	88.9%

* This is based on patients treated on this contract for their most recent course of treatment. Figures in italics indicate the base number of FP17s or Patient Questionnaire responses are less than 100. N/A is shown where the base number of responses is less than 10 during the period. % is calculated as Quantity/Base number*100

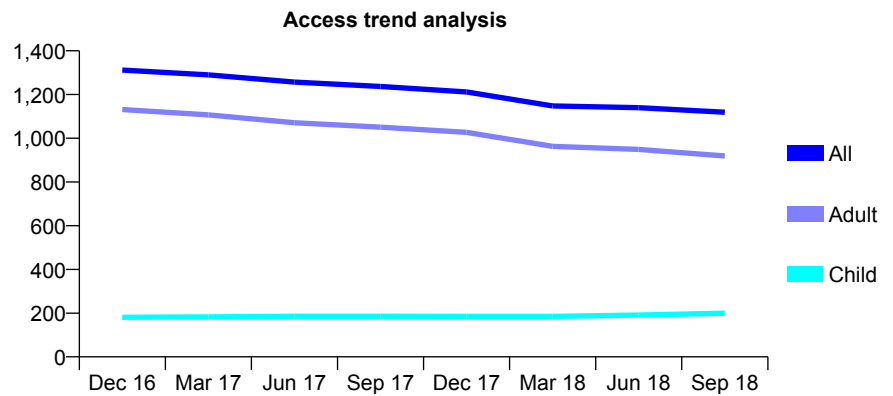
Q62 - Vital Signs At a Glance Contract Report for 337501/0001 - September 2018

Name or company name	MR E GHATEH
Contract type name	GDS Contract
Purpose of contract	General
Contract start date	01/04/2006
Contract end date	

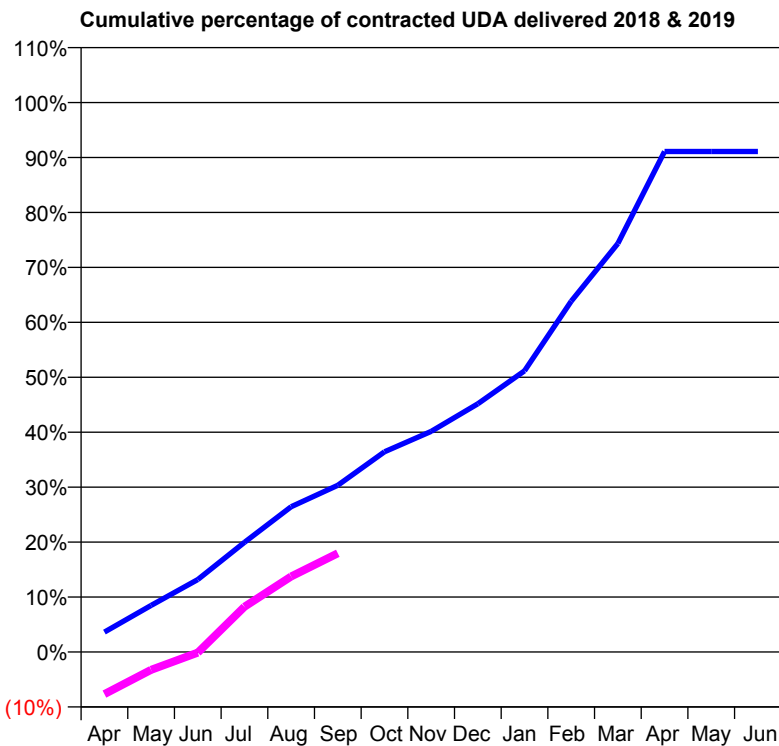
18/19 Contracted general activity (UDA)	4,250
Carry forward general activity (UDA)	379
18/19 Contracted orthodontic activity (UOA)	0
Carry forward orthodontic activity (UOA)	0
Baseline contract value	£129,287.51

ACCESS*

Patients seen in 24 months	Total	Change since previous quarter
Quarter ending September 2017	1,237	
Quarter ending December 2017	1,212	↓
Quarter ending March 2018	1,148	↓
Quarter ending June 2018	1,140	→
Quarter ending September 2018	1,119	↓
Variance since September 2017	(9.5%)	↓



ACTIVITY



Month	Adjusted Scheduled Activity (UDA)	
	2018	2019
April	154	-327
May	360	-139
June	561	-6
July	848	350
August	1,124	584
September	1,290	764
October	1,549	
November	1,706	
December	1,920	
January	2,175	
February	2,713	
March	3,159	
April	3,871	
May	3,871	
June	3,871	

QUALITY

	Quantity	Base Number	Contract	AT	Region	England
% of FP17s for the same patient ID Re-attending within 3 months - Children	9	95	9.5%	9.9%	11.5%	11.6%
% of FP17s for the same patient ID Re-attending within 3 months - Adults	69	441	15.6%	15.6%	16.5%	15.5%
% of FP17s for the same patient ID Re-attending between 3 & 9 months - Children	30	95	31.6%	48.4%	48.5%	58.8%
% of FP17s for the same patient ID Re-attending between 3 & 9 months - Adults	107	441	24.3%	38.4%	39.1%	51.1%
% of FP17s for Band 1 Urgent Courses	79	413	19.1%	11.0%	10.6%	9.0%
% of FP17s Relating to Free Repair or Replacements	4	413	1.0%	0.5%	0.5%	0.8%
% of FP17s Relating to Continuations	4	413	1.0%	0.5%	0.7%	0.9%
% of Patients satisfied with the dentistry they have received	0	0	N/A	89.0%	90.5%	93.3%
% of Patients satisfied with the time they had to wait for an appointment	0	0	N/A	85.3%	85.1%	88.9%

* This is based on patients treated on this contract for their most recent course of treatment. Figures in italics indicate the base number of FP17s or Patient Questionnaire responses are less than 100. N/A is shown where the base number of responses is less than 10 during the period. % is calculated as Quantity/Base number*100

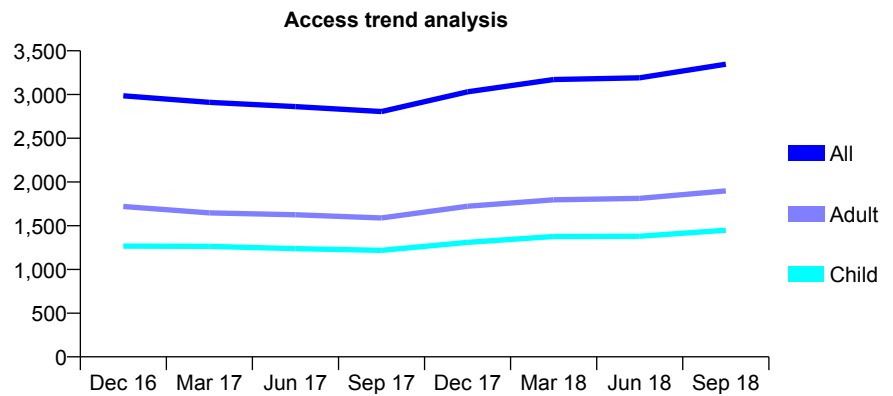
Q62 - Vital Signs At a Glance Contract Report for 341134/0001 - September 2018

Name or company name	MR A GHAFFARPOUR
Contract type name	GDS Contract
Purpose of contract	General
Contract start date	01/04/2006
Contract end date	

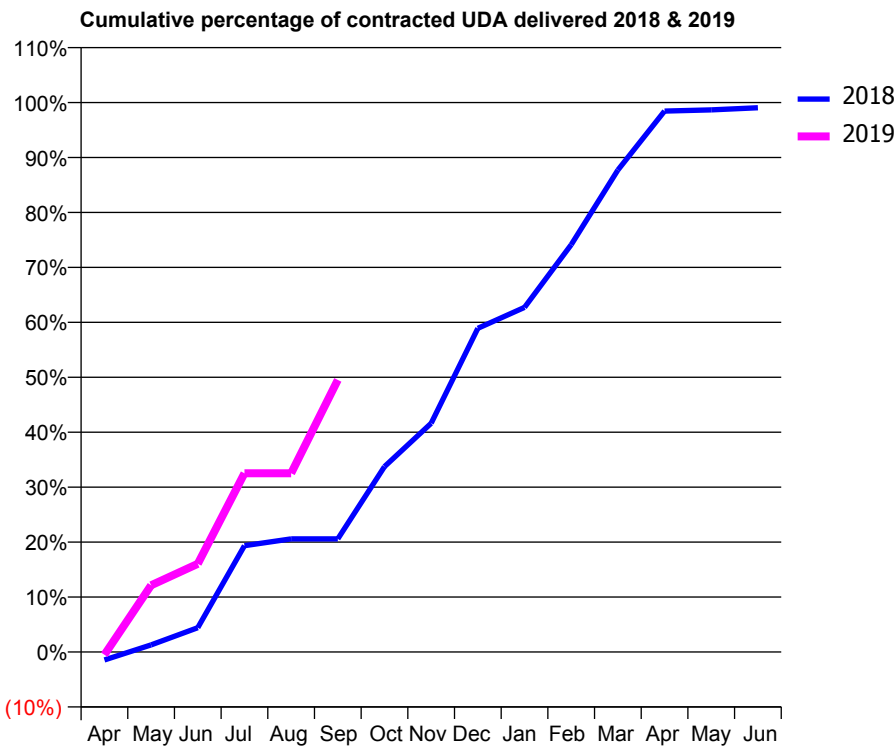
18/19 Contracted general activity (UDA)	7,125
Carry forward general activity (UDA)	68
18/19 Contracted orthodontic activity (UOA)	0
Carry forward orthodontic activity (UOA)	0
Baseline contract value	£343,143.20

ACCESS*

Patients seen in 24 months	Total	Change since previous quarter
Quarter ending September 2017	2,806	
Quarter ending December 2017	3,031	↑
Quarter ending March 2018	3,172	↑
Quarter ending June 2018	3,191	→
Quarter ending September 2018	3,346	↑
Variance since September 2017	19.2%	↑



ACTIVITY



Month	Adjusted Scheduled Activity (UDA)	
	2018	2019
April	-105	-37
May	92	865
June	316	1,143
July	1,379	2,318
August	1,468	2,318
September	1,468	3,528
October	2,404	
November	2,965	
December	4,198	
January	4,468	
February	5,281	
March	6,249	
April	7,013	
May	7,029	
June	7,057	

QUALITY

	Quantity	Base Number	Contract	AT	Region	England
% of FP17s for the same patient ID Re-attending within 3 months - Children	29	781	3.7%	9.9%	11.5%	11.6%
% of FP17s for the same patient ID Re-attending within 3 months - Adults	39	823	4.7%	15.6%	16.5%	15.5%
% of FP17s for the same patient ID Re-attending between 3 & 9 months - Children	227	781	29.1%	48.4%	48.5%	58.8%
% of FP17s for the same patient ID Re-attending between 3 & 9 months - Adults	142	823	17.3%	38.4%	39.1%	51.1%
% of FP17s for Band 1 Urgent Courses	40	1,350	3.0%	11.0%	10.6%	9.0%
% of FP17s Relating to Free Repair or Replacements	0	1,350	0.0%	0.5%	0.5%	0.8%
% of FP17s Relating to Continuations	5	1,350	0.4%	0.5%	0.7%	0.9%
% of Patients satisfied with the dentistry they have received	2	2	N/A	89.0%	90.5%	93.3%
% of Patients satisfied with the time they had to wait for an appointment	1	2	N/A	85.3%	85.1%	88.9%

* This is based on patients treated on this contract for their most recent course of treatment. Figures in italics indicate the base number of FP17s or Patient Questionnaire responses are less than 100. N/A is shown where the base number of responses is less than 10 during the period. % is calculated as Quantity/Base number*100

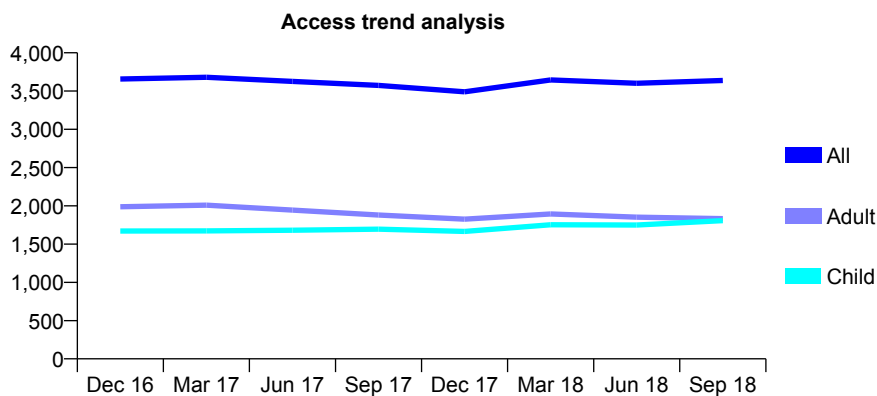
Q62 - Vital Signs At a Glance Contract Report for 341916/0001 - September 2018

Name or company name	MR G AL-SHAIKH RADI
Contract type name	GDS Contract
Purpose of contract	General
Contract start date	01/04/2006
Contract end date	

18/19 Contracted general activity (UDA)	11,917
Carry forward general activity (UDA)	0
18/19 Contracted orthodontic activity (UOA)	0
Carry forward orthodontic activity (UOA)	0
Baseline contract value	£315,574.72

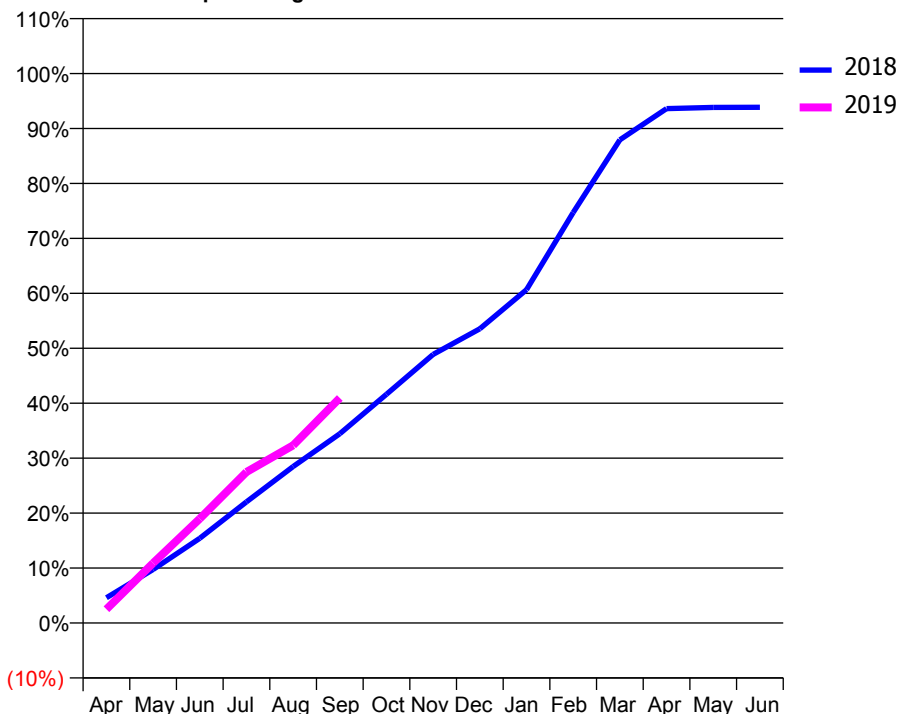
ACCESS*

Patients seen in 24 months	Total	Change since previous quarter
Quarter ending September 2017	3,574	
Quarter ending December 2017	3,490	↓
Quarter ending March 2018	3,646	↑
Quarter ending June 2018	3,601	↓
Quarter ending September 2018	3,639	→
Variance since September 2017	1.8%	→



ACTIVITY

Cumulative percentage of contracted UDA delivered 2018 & 2019



Adjusted Scheduled Activity (UDA)		
Month	2018	2019
April	549	298
May	1,161	1,299
June	1,838	2,262
July	2,627	3,274
August	3,393	3,853
September	4,104	4,881
October	4,960	
November	5,827	
December	6,380	
January	7,229	
February	8,902	
March	10,479	
April	11,157	
May	11,183	
June	11,185	

QUALITY

	Quantity	Base Number	Contract	AT	Region	England
% of FP17s for the same patient ID Re-attending within 3 months - Children	85	1,122	7.6%	9.9%	11.5%	11.6%
% of FP17s for the same patient ID Re-attending within 3 months - Adults	150	900	16.7%	15.6%	16.5%	15.5%
% of FP17s for the same patient ID Re-attending between 3 & 9 months - Children	523	1,122	46.6%	48.4%	48.5%	58.8%
% of FP17s for the same patient ID Re-attending between 3 & 9 months - Adults	285	900	31.7%	38.4%	39.1%	51.1%
% of FP17s for Band 1 Urgent Courses	192	1,869	10.3%	11.0%	10.6%	9.0%
% of FP17s Relating to Free Repair or Replacements	1	1,869	0.1%	0.5%	0.5%	0.8%
% of FP17s Relating to Continuations	0	1,869	0.0%	0.5%	0.7%	0.9%
% of Patients satisfied with the dentistry they have received	1	1	N/A	89.0%	90.5%	93.3%
% of Patients satisfied with the time they had to wait for an appointment	0	1	N/A	85.3%	85.1%	88.9%

* This is based on patients treated on this contract for their most recent course of treatment. Figures in italics indicate the base number of FP17s or Patient Questionnaire responses are less than 100. N/A is shown where the base number of responses is less than 10 during the period. % is calculated as Quantity/Base number*100

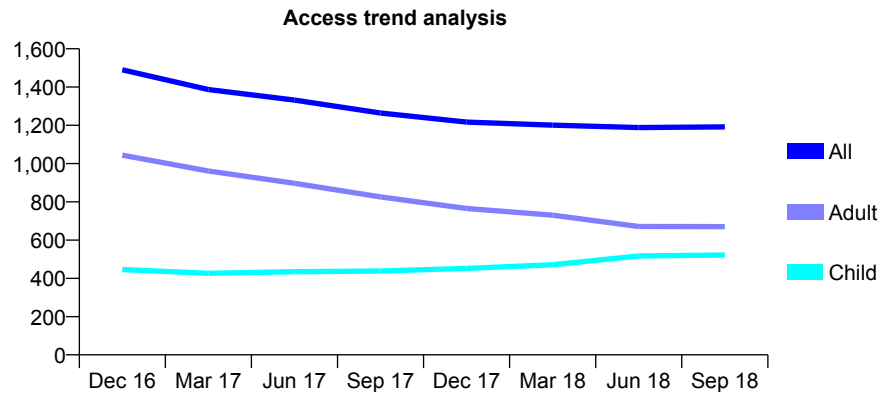
Q62 - Vital Signs At a Glance Contract Report for 341916/0002 - September 2018

Name or company name	MR G AL-SHAIKH RADI
Contract type name	GDS Contract
Purpose of contract	General
Contract start date	01/04/2006
Contract end date	

18/19 Contracted general activity (UDA)	5,201
Carry forward general activity (UDA)	-104
18/19 Contracted orthodontic activity (UOA)	0
Carry forward orthodontic activity (UOA)	0
Baseline contract value	£158,980.89

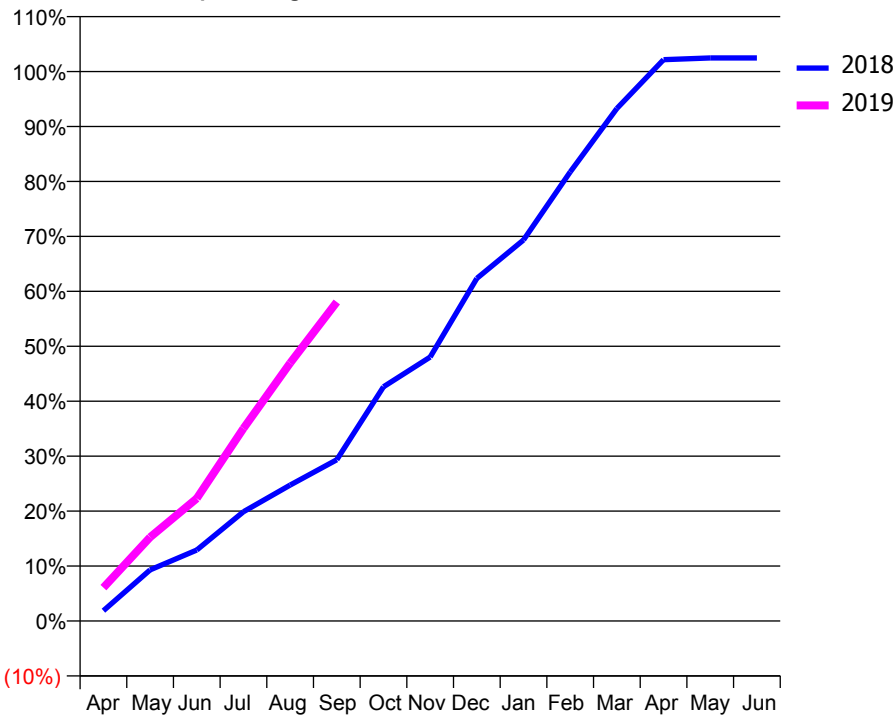
ACCESS*

Patients seen in 24 months	Total	Change since previous quarter
Quarter ending September 2017	1,264	
Quarter ending December 2017	1,217	↓
Quarter ending March 2018	1,201	↓
Quarter ending June 2018	1,188	↓
Quarter ending September 2018	1,192	→
Variance since September 2017	(5.7%)	↓



ACTIVITY

Cumulative percentage of contracted UDA delivered 2018 & 2019



Month	Adjusted Scheduled Activity (UDA)	
	2018	2019
April	98	316
May	484	793
June	672	1,160
July	1,035	1,823
August	1,287	2,441
September	1,527	3,020
October	2,217	
November	2,498	
December	3,243	
January	3,606	
February	4,250	
March	4,851	
April	5,312	
May	5,329	
June	5,329	

QUALITY

	Quantity	Base Number	Contract	AT	Region	England
% of FP17s for the same patient ID Re-attending within 3 months - Children	35	362	9.7%	9.9%	11.5%	11.6%
% of FP17s for the same patient ID Re-attending within 3 months - Adults	63	399	15.8%	15.6%	16.5%	15.5%
% of FP17s for the same patient ID Re-attending between 3 & 9 months - Children	133	362	36.7%	48.4%	48.5%	58.8%
% of FP17s for the same patient ID Re-attending between 3 & 9 months - Adults	129	399	32.3%	38.4%	39.1%	51.1%
% of FP17s for Band 1 Urgent Courses	119	680	17.5%	11.0%	10.6%	9.0%
% of FP17s Relating to Free Repair or Replacements	0	680	0.0%	0.5%	0.5%	0.8%
% of FP17s Relating to Continuations	0	680	0.0%	0.5%	0.7%	0.9%
% of Patients satisfied with the dentistry they have received	0	0	N/A	89.0%	90.5%	93.3%
% of Patients satisfied with the time they had to wait for an appointment	0	0	N/A	85.3%	85.1%	88.9%

* This is based on patients treated on this contract for their most recent course of treatment. Figures in italics indicate the base number of FP17s or Patient Questionnaire responses are less than 100. N/A is shown where the base number of responses is less than 10 during the period. % is calculated as Quantity/Base number*100

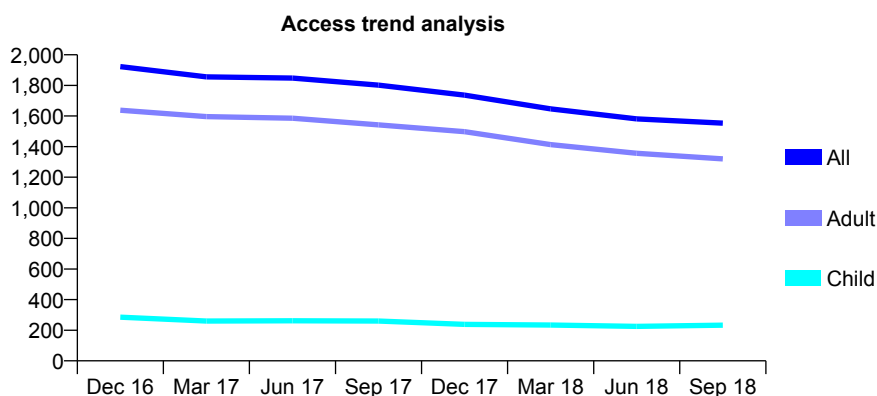
Q62 - Vital Signs At a Glance Contract Report for 343110/0001 - September 2018

Name or company name	MR S SENGUPTA
Contract type name	GDS Contract
Purpose of contract	General
Contract start date	01/04/2006
Contract end date	

18/19 Contracted general activity (UDA)	6,927
Carry forward general activity (UDA)	0
18/19 Contracted orthodontic activity (UOA)	0
Carry forward orthodontic activity (UOA)	0
Baseline contract value	£239,865.39

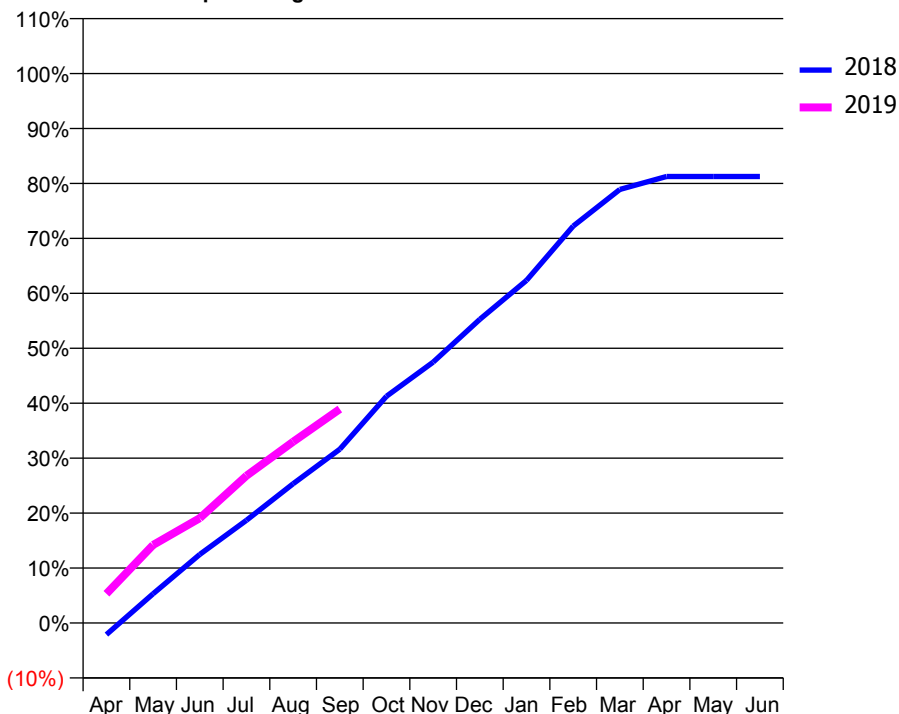
ACCESS*

Patients seen in 24 months	Total	Change since previous quarter
Quarter ending September 2017	1,802	
Quarter ending December 2017	1,736	↓
Quarter ending March 2018	1,647	↓
Quarter ending June 2018	1,581	↓
Quarter ending September 2018	1,553	↓
Variance since September 2017	(13.8%)	↓



ACTIVITY

Cumulative percentage of contracted UDA delivered 2018 & 2019



Adjusted Scheduled Activity (UDA)

Month	2018	2019
April	-147	370
May	370	985
June	864	1,323
July	1,295	1,857
August	1,755	2,285
September	2,191	2,697
October	2,858	
November	3,288	
December	3,828	
January	4,319	
February	5,003	
March	5,466	
April	5,629	
May	5,629	
June	5,629	

QUALITY

	Quantity	Base Number	Contract	AT	Region	England
% of FP17s for the same patient ID Re-attending within 3 months - Children	0	116	0.0%	9.9%	11.5%	11.6%
% of FP17s for the same patient ID Re-attending within 3 months - Adults	62	600	10.3%	15.6%	16.5%	15.5%
% of FP17s for the same patient ID Re-attending between 3 & 9 months - Children	37	116	31.9%	48.4%	48.5%	58.8%
% of FP17s for the same patient ID Re-attending between 3 & 9 months - Adults	192	600	32.0%	38.4%	39.1%	51.1%
% of FP17s for Band 1 Urgent Courses	20	681	2.9%	11.0%	10.6%	9.0%
% of FP17s Relating to Free Repair or Replacements	11	681	1.6%	0.5%	0.5%	0.8%
% of FP17s Relating to Continuations	11	681	1.6%	0.5%	0.7%	0.9%
% of Patients satisfied with the dentistry they have received	2	2	N/A	89.0%	90.5%	93.3%
% of Patients satisfied with the time they had to wait for an appointment	1	2	N/A	85.3%	85.1%	88.9%

* This is based on patients treated on this contract for their most recent course of treatment. Figures in italics indicate the base number of FP17s or Patient Questionnaire responses are less than 100. N/A is shown where the base number of responses is less than 10 during the period. % is calculated as Quantity/Base number*100

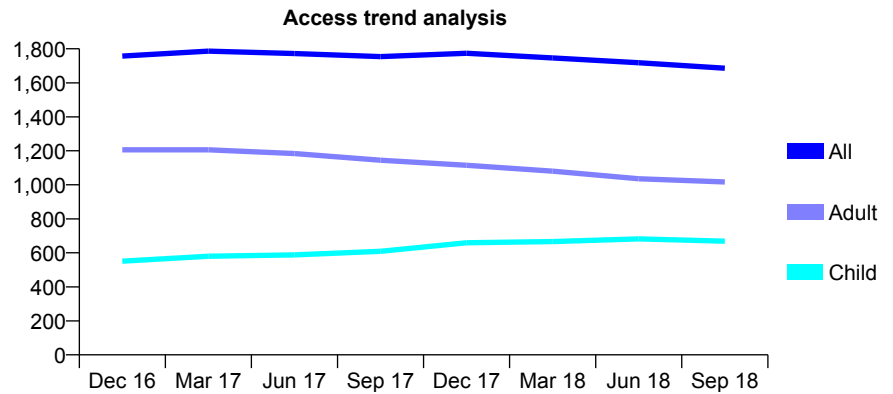
Q62 - Vital Signs At a Glance Contract Report for 343668/0001 - September 2018

Name or company name	MR PS PANESAR
Contract type name	GDS Contract
Purpose of contract	General
Contract start date	15/11/2007
Contract end date	

18/19 Contracted general activity (UDA)	5,175
Carry forward general activity (UDA)	0
18/19 Contracted orthodontic activity (UOA)	0
Carry forward orthodontic activity (UOA)	0
Baseline contract value	£145,263.22

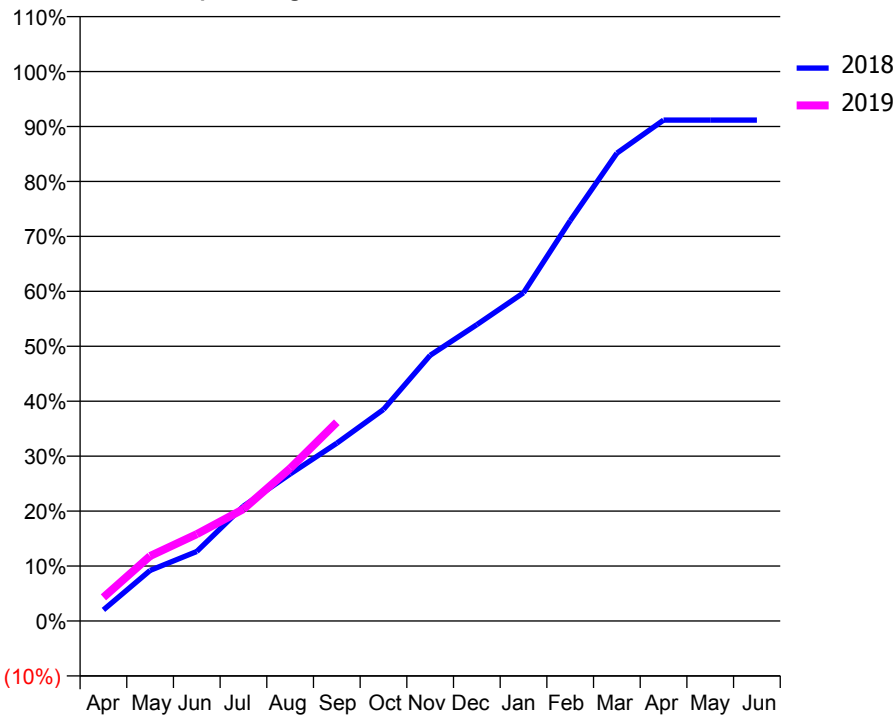
ACCESS*

Patients seen in 24 months	Total	Change since previous quarter
Quarter ending September 2017	1,754	
Quarter ending December 2017	1,774	→
Quarter ending March 2018	1,746	↓
Quarter ending June 2018	1,718	↓
Quarter ending September 2018	1,686	↓
Variance since September 2017	(3.9%)	↓



ACTIVITY

Cumulative percentage of contracted UDA delivered 2018 & 2019



Month	Adjusted Scheduled Activity (UDA)	
	2018	2019
April	105	223
May	477	612
June	654	818
July	1,082	1,054
August	1,384	1,438
September	1,675	1,871
October	1,993	
November	2,502	
December	2,791	
January	3,092	
February	3,770	
March	4,406	
April	4,718	
May	4,718	
June	4,718	

QUALITY

	Quantity	Base Number	Contract	AT	Region	England
% of FP17s for the same patient ID Re-attending within 3 months - Children	44	390	11.3%	9.9%	11.5%	11.6%
% of FP17s for the same patient ID Re-attending within 3 months - Adults	63	426	14.8%	15.6%	16.5%	15.5%
% of FP17s for the same patient ID Re-attending between 3 & 9 months - Children	203	390	52.1%	48.4%	48.5%	58.8%
% of FP17s for the same patient ID Re-attending between 3 & 9 months - Adults	103	426	24.2%	38.4%	39.1%	51.1%
% of FP17s for Band 1 Urgent Courses	72	759	9.5%	11.0%	10.6%	9.0%
% of FP17s Relating to Free Repair or Replacements	6	759	0.8%	0.5%	0.5%	0.8%
% of FP17s Relating to Continuations	3	759	0.4%	0.5%	0.7%	0.9%
% of Patients satisfied with the dentistry they have received	0	0	N/A	89.0%	90.5%	93.3%
% of Patients satisfied with the time they had to wait for an appointment	0	0	N/A	85.3%	85.1%	88.9%

* This is based on patients treated on this contract for their most recent course of treatment. Figures in italics indicate the base number of FP17s or Patient Questionnaire responses are less than 100. N/A is shown where the base number of responses is less than 10 during the period. % is calculated as Quantity/Base number*100

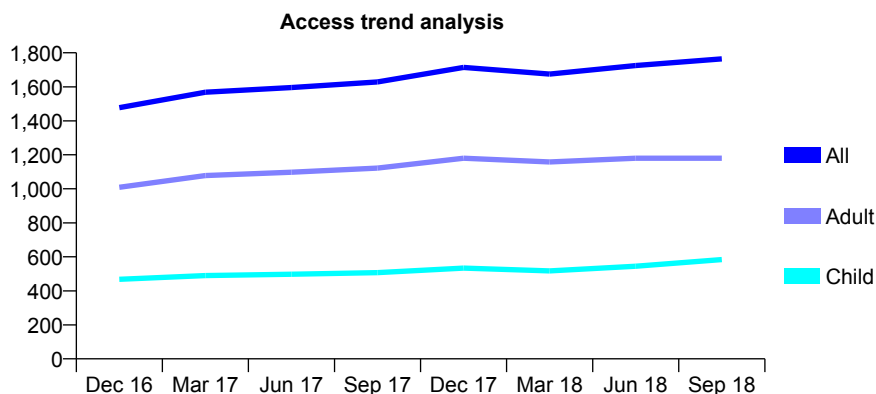
Q62 - Vital Signs At a Glance Contract Report for 345075/0001 - September 2018

Name or company name	MR S AKRAM
Contract type name	GDS Contract
Purpose of contract	General
Contract start date	25/11/2009
Contract end date	

18/19 Contracted general activity (UDA)	5,048
Carry forward general activity (UDA)	46
18/19 Contracted orthodontic activity (UOA)	0
Carry forward orthodontic activity (UOA)	0
Baseline contract value	£148,218.09

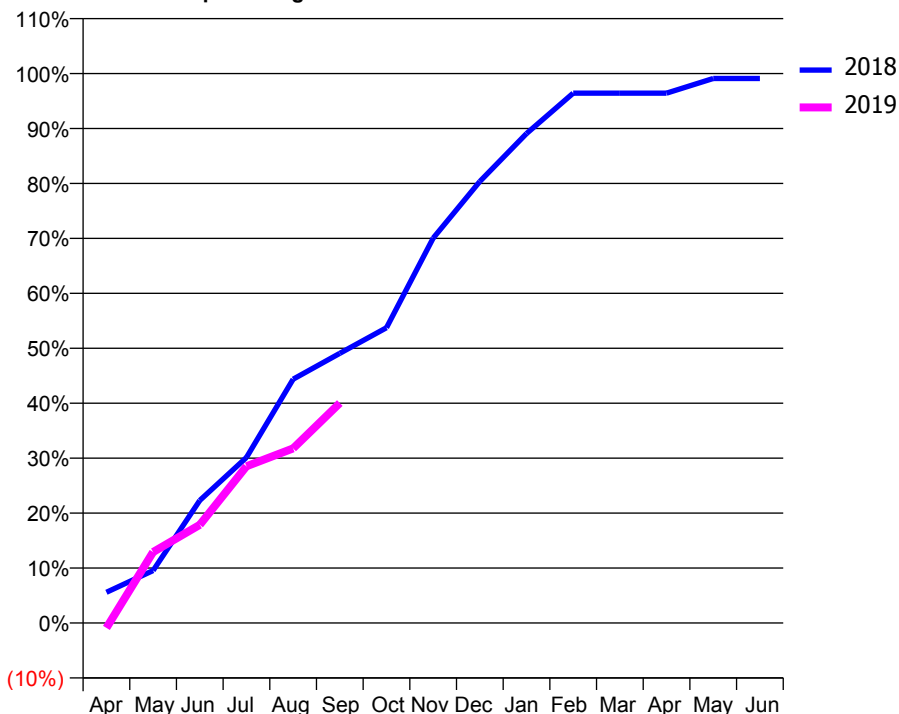
ACCESS*

Patients seen in 24 months	Total	Change since previous quarter
Quarter ending September 2017	1,629	
Quarter ending December 2017	1,714	↑
Quarter ending March 2018	1,675	↓
Quarter ending June 2018	1,725	↑
Quarter ending September 2018	1,764	↑
Variance since September 2017	8.3%	↑



ACTIVITY

Cumulative percentage of contracted UDA delivered 2018 & 2019



Month	Adjusted Scheduled Activity (UDA)	
	2018	2019
April	282	-46
May	482	653
June	1,126	903
July	1,521	1,439
August	2,240	1,605
September	2,477	2,020
October	2,713	
November	3,536	
December	4,057	
January	4,497	
February	4,867	
March	4,867	
April	4,867	
May	5,002	
June	5,002	

QUALITY

	Quantity	Base Number	Contract	AT	Region	England
% of FP17s for the same patient ID Re-attending within 3 months - Children	48	476	10.1%	9.9%	11.5%	11.6%
% of FP17s for the same patient ID Re-attending within 3 months - Adults	96	623	15.4%	15.6%	16.5%	15.5%
% of FP17s for the same patient ID Re-attending between 3 & 9 months - Children	243	476	51.1%	48.4%	48.5%	58.8%
% of FP17s for the same patient ID Re-attending between 3 & 9 months - Adults	224	623	36.0%	38.4%	39.1%	51.1%
% of FP17s for Band 1 Urgent Courses	152	915	16.6%	11.0%	10.6%	9.0%
% of FP17s Relating to Free Repair or Replacements	0	915	0.0%	0.5%	0.5%	0.8%
% of FP17s Relating to Continuations	1	915	0.1%	0.5%	0.7%	0.9%
% of Patients satisfied with the dentistry they have received	0	0	N/A	89.0%	90.5%	93.3%
% of Patients satisfied with the time they had to wait for an appointment	0	0	N/A	85.3%	85.1%	88.9%

* This is based on patients treated on this contract for their most recent course of treatment. Figures in italics indicate the base number of FP17s or Patient Questionnaire responses are less than 100. N/A is shown where the base number of responses is less than 10 during the period. % is calculated as Quantity/Base number*100

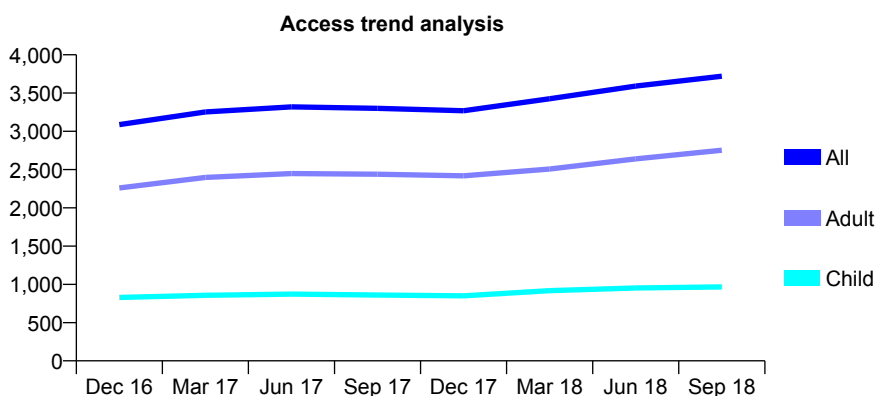
Q62 - Vital Signs At a Glance Contract Report for 352748/0001 - September 2018

Name or company name	MR DV CHAN
Contract type name	GDS Contract
Purpose of contract	General
Contract start date	01/04/2006
Contract end date	

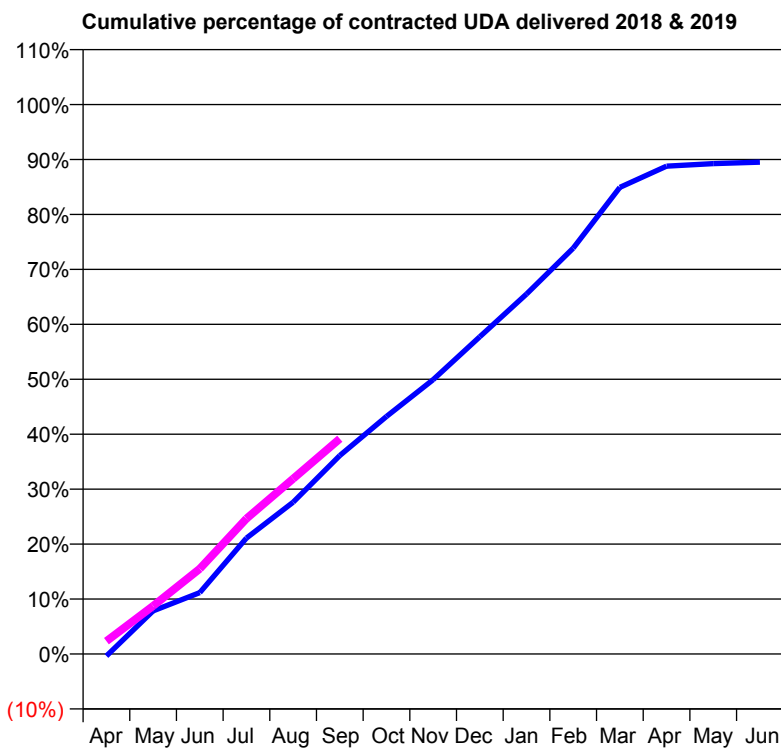
18/19 Contracted general activity (UDA)	9,078
Carry forward general activity (UDA)	0
18/19 Contracted orthodontic activity (UOA)	0
Carry forward orthodontic activity (UOA)	0
Baseline contract value	£280,018.07

ACCESS*

Patients seen in 24 months	Total	Change since previous quarter
Quarter ending September 2017	3,300	
Quarter ending December 2017	3,269	→
Quarter ending March 2018	3,425	↑
Quarter ending June 2018	3,592	↑
Quarter ending September 2018	3,720	↑
Variance since September 2017	12.7%	↑



ACTIVITY



Month	Adjusted Scheduled Activity (UDA)	
	2018	2019
April	-35	214
May	713	794
June	1,014	1,408
July	1,916	2,238
August	2,508	2,897
September	3,278	3,557
October	3,924	
November	4,532	
December	5,243	
January	5,946	
February	6,704	
March	7,709	
April	8,060	
May	8,101	
June	8,126	

QUALITY

	Quantity	Base Number	Contract	AT	Region	England
% of FP17s for the same patient ID Re-attending within 3 months - Children	58	701	8.3%	9.9%	11.5%	11.6%
% of FP17s for the same patient ID Re-attending within 3 months - Adults	194	1,820	10.7%	15.6%	16.5%	15.5%
% of FP17s for the same patient ID Re-attending between 3 & 9 months - Children	391	701	55.8%	48.4%	48.5%	58.8%
% of FP17s for the same patient ID Re-attending between 3 & 9 months - Adults	964	1,820	53.0%	38.4%	39.1%	51.1%
% of FP17s for Band 1 Urgent Courses	198	1,964	10.1%	11.0%	10.6%	9.0%
% of FP17s Relating to Free Repair or Replacements	10	1,964	0.5%	0.5%	0.5%	0.8%
% of FP17s Relating to Continuations	3	1,964	0.2%	0.5%	0.7%	0.9%
% of Patients satisfied with the dentistry they have received	2	2	N/A	89.0%	90.5%	93.3%
% of Patients satisfied with the time they had to wait for an appointment	2	2	N/A	85.3%	85.1%	88.9%

* This is based on patients treated on this contract for their most recent course of treatment. Figures in italics indicate the base number of FP17s or Patient Questionnaire responses are less than 100. N/A is shown where the base number of responses is less than 10 during the period. % is calculated as Quantity/Base number*100

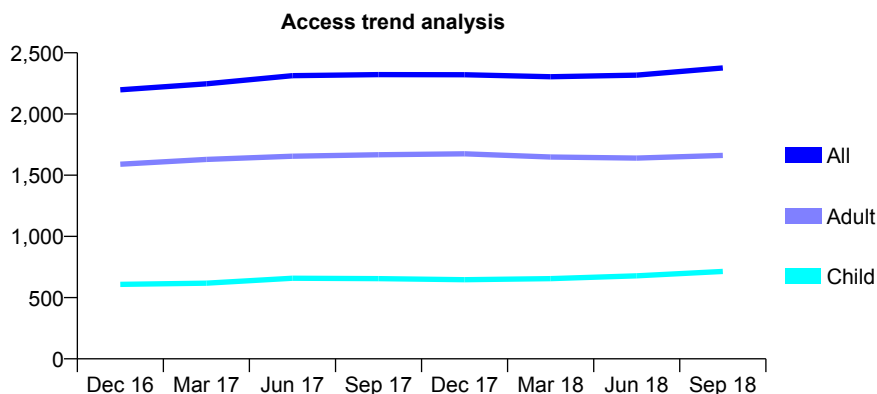
Q62 - Vital Signs At a Glance Contract Report for 353213/0003 - September 2018

Name or company name	Chiswick Dental Care Ltd
Contract type name	GDS Contract
Purpose of contract	General
Contract start date	01/04/2015
Contract end date	

18/19 Contracted general activity (UDA)	5,500
Carry forward general activity (UDA)	-110
18/19 Contracted orthodontic activity (UOA)	0
Carry forward orthodontic activity (UOA)	0
Baseline contract value	£136,037.84

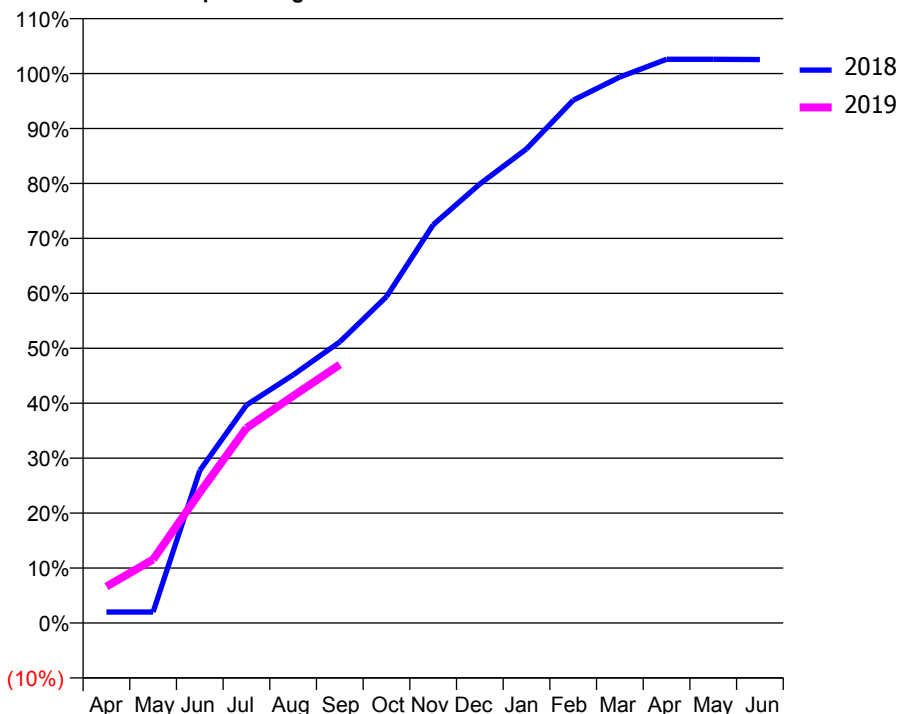
ACCESS*

Patients seen in 24 months	Total	Change since previous quarter
Quarter ending September 2017	2,322	
Quarter ending December 2017	2,321	→
Quarter ending March 2018	2,304	→
Quarter ending June 2018	2,318	→
Quarter ending September 2018	2,376	↑
Variance since September 2017	2.3%	↑



ACTIVITY

Cumulative percentage of contracted UDA delivered 2018 & 2019



Adjusted Scheduled Activity (UDA)

Month	2018	2019
April	110	365
May	110	637
June	1,526	1,305
July	2,182	1,952
August	2,483	2,273
September	2,814	2,585
October	3,266	
November	3,987	
December	4,394	
January	4,745	
February	5,233	
March	5,465	
April	5,642	
May	5,642	
June	5,640	

QUALITY

	Quantity	Base Number	Contract	AT	Region	England
% of FP17s for the same patient ID Re-attending within 3 months - Children	12	442	2.7%	9.9%	11.5%	11.6%
% of FP17s for the same patient ID Re-attending within 3 months - Adults	94	910	10.3%	15.6%	16.5%	15.5%
% of FP17s for the same patient ID Re-attending between 3 & 9 months - Children	182	442	41.2%	48.4%	48.5%	58.8%
% of FP17s for the same patient ID Re-attending between 3 & 9 months - Adults	409	910	44.9%	38.4%	39.1%	51.1%
% of FP17s for Band 1 Urgent Courses	87	1,270	6.9%	11.0%	10.6%	9.0%
% of FP17s Relating to Free Repair or Replacements	8	1,270	0.6%	0.5%	0.5%	0.8%
% of FP17s Relating to Continuations	1	1,270	0.1%	0.5%	0.7%	0.9%
% of Patients satisfied with the dentistry they have received	0	0	N/A	89.0%	90.5%	93.3%
% of Patients satisfied with the time they had to wait for an appointment	0	0	N/A	85.3%	85.1%	88.9%

* This is based on patients treated on this contract for their most recent course of treatment. Figures in italics indicate the base number of FP17s or Patient Questionnaire responses are less than 100. N/A is shown where the base number of responses is less than 10 during the period. % is calculated as Quantity/Base number*100

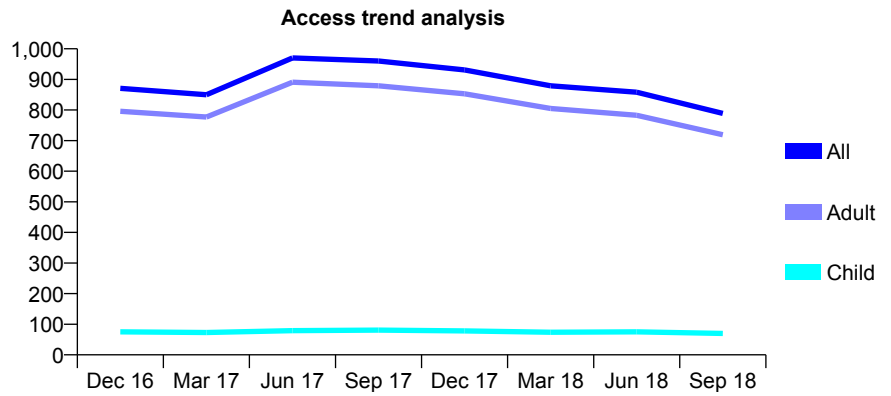
Q62 - Vital Signs At a Glance Contract Report for 355569/0002 - September 2018

Name or company name	MISS S LALANI
Contract type name	GDS Contract
Purpose of contract	General
Contract start date	09/05/2006
Contract end date	

18/19 Contracted general activity (UDA)	4,500
Carry forward general activity (UDA)	0
18/19 Contracted orthodontic activity (UOA)	0
Carry forward orthodontic activity (UOA)	0
Baseline contract value	£138,468.05

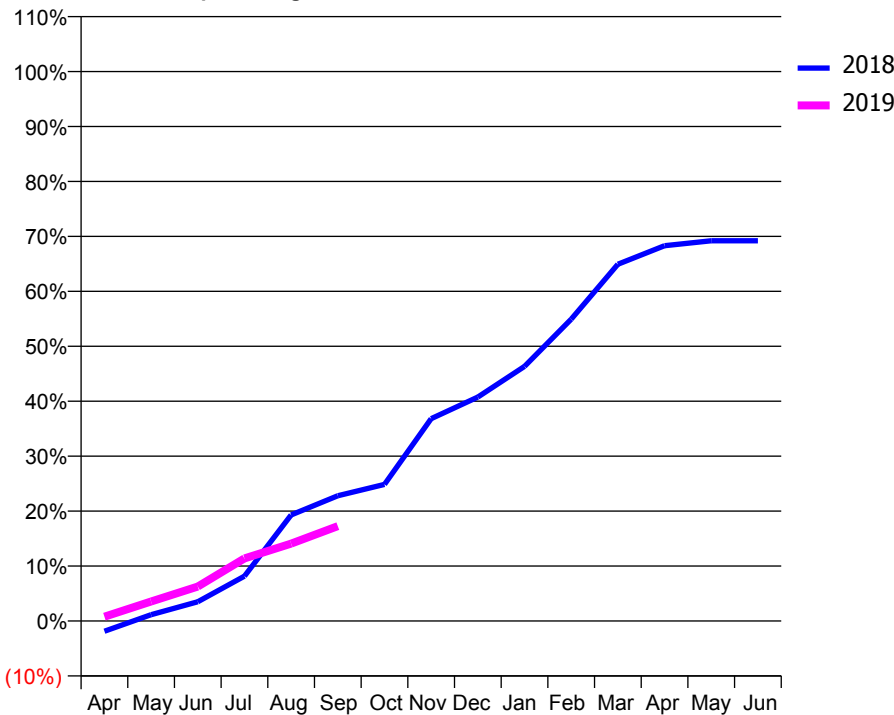
ACCESS*

Patients seen in 24 months	Total	Change since previous quarter
Quarter ending September 2017	960	
Quarter ending December 2017	931	↓
Quarter ending March 2018	879	↓
Quarter ending June 2018	858	↓
Quarter ending September 2018	789	↓
Variance since September 2017	(17.8%)	↓



ACTIVITY

Cumulative percentage of contracted UDA delivered 2018 & 2019



Month	Adjusted Scheduled Activity (UDA)	
	2018	2019
April	-85	35
May	51	160
June	157	282
July	368	513
August	869	633
September	1,026	777
October	1,119	
November	1,657	
December	1,834	
January	2,085	
February	2,472	
March	2,921	
April	3,074	
May	3,114	
June	3,114	

QUALITY

	Quantity	Base Number	Contract	AT	Region	England
% of FP17s for the same patient ID Re-attending within 3 months - Children	0	37	0.0%	9.9%	11.5%	11.6%
% of FP17s for the same patient ID Re-attending within 3 months - Adults	42	272	15.4%	15.6%	16.5%	15.5%
% of FP17s for the same patient ID Re-attending between 3 & 9 months - Children	15	37	40.5%	48.4%	48.5%	58.8%
% of FP17s for the same patient ID Re-attending between 3 & 9 months - Adults	114	272	41.9%	38.4%	39.1%	51.1%
% of FP17s for Band 1 Urgent Courses	48	268	17.9%	11.0%	10.6%	9.0%
% of FP17s Relating to Free Repair or Replacements	3	268	1.1%	0.5%	0.5%	0.8%
% of FP17s Relating to Continuations	0	268	0.0%	0.5%	0.7%	0.9%
% of Patients satisfied with the dentistry they have received	0	0	N/A	89.0%	90.5%	93.3%
% of Patients satisfied with the time they had to wait for an appointment	0	0	N/A	85.3%	85.1%	88.9%

* This is based on patients treated on this contract for their most recent course of treatment. Figures in italics indicate the base number of FP17s or Patient Questionnaire responses are less than 100. N/A is shown where the base number of responses is less than 10 during the period. % is calculated as Quantity/Base number*100

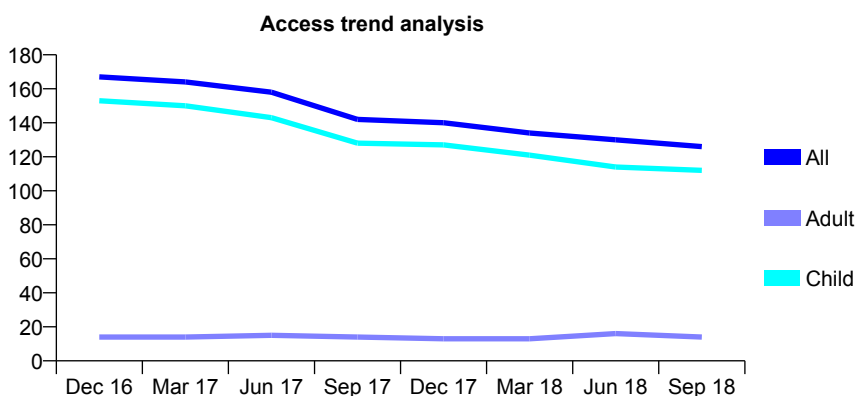
Q62 - Vital Signs At a Glance Contract Report for 355968/0001 - September 2018

Name or company name	MR JP RUPARELIA
Contract type name	GDS Contract
Purpose of contract	General
Contract start date	01/05/2007
Contract end date	

18/19 Contracted general activity (UDA)	245
Carry forward general activity (UDA)	0
18/19 Contracted orthodontic activity (UOA)	0
Carry forward orthodontic activity (UOA)	0
Baseline contract value	£5,790.69

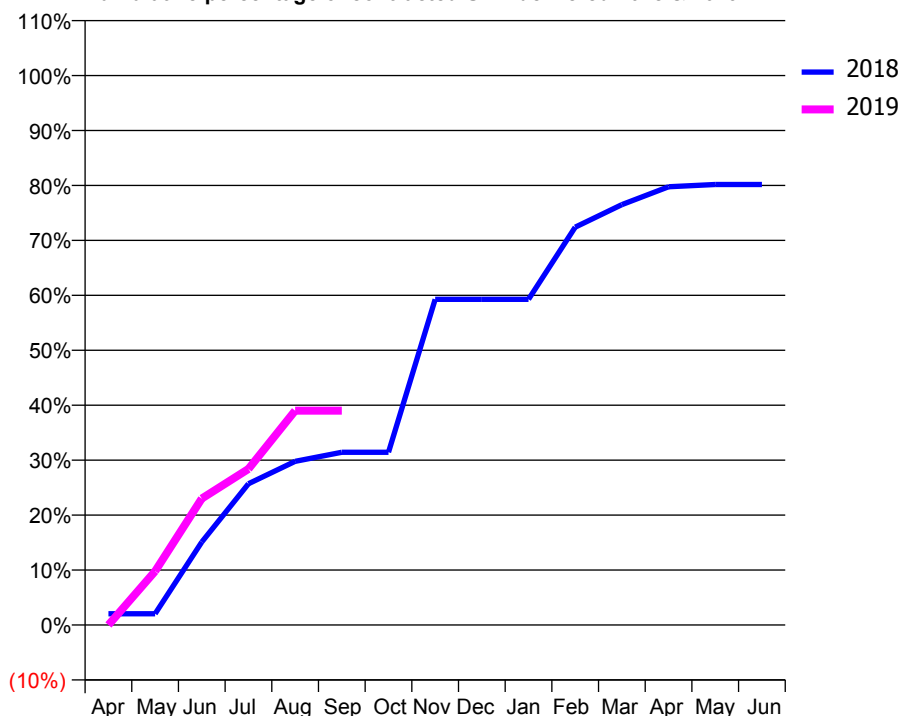
ACCESS*

Patients seen in 24 months	Total	Change since previous quarter
Quarter ending September 2017	142	
Quarter ending December 2017	140	↓
Quarter ending March 2018	134	↓
Quarter ending June 2018	130	↓
Quarter ending September 2018	126	↓
Variance since September 2017	(11.3%)	↓



ACTIVITY

Cumulative percentage of contracted UDA delivered 2018 & 2019



Adjusted Scheduled Activity (UDA)

Month	2018	2019
April	5	0
May	5	24
June	37	56
July	63	70
August	73	96
September	77	96
October	77	
November	145	
December	145	
January	145	
February	177	
March	187	
April	195	
May	196	
June	196	

QUALITY

	Quantity	Base Number	Contract	AT	Region	England
% of FP17s for the same patient ID Re-attending within 3 months - Children	3	68	4.4%	9.9%	11.5%	11.6%
% of FP17s for the same patient ID Re-attending within 3 months - Adults	0	2	0.0%	15.6%	16.5%	15.5%
% of FP17s for the same patient ID Re-attending between 3 & 9 months - Children	31	68	45.6%	48.4%	48.5%	58.8%
% of FP17s for the same patient ID Re-attending between 3 & 9 months - Adults	2	2	100.0%	38.4%	39.1%	51.1%
% of FP17s for Band 1 Urgent Courses	3	65	4.6%	11.0%	10.6%	9.0%
% of FP17s Relating to Free Repair or Replacements	0	65	0.0%	0.5%	0.5%	0.8%
% of FP17s Relating to Continuations	0	65	0.0%	0.5%	0.7%	0.9%
% of Patients satisfied with the dentistry they have received	0	0	N/A	89.0%	90.5%	93.3%
% of Patients satisfied with the time they had to wait for an appointment	0	0	N/A	85.3%	85.1%	88.9%

* This is based on patients treated on this contract for their most recent course of treatment. Figures in italics indicate the base number of FP17s or Patient Questionnaire responses are less than 100. N/A is shown where the base number of responses is less than 10 during the period. % is calculated as Quantity/Base number*100

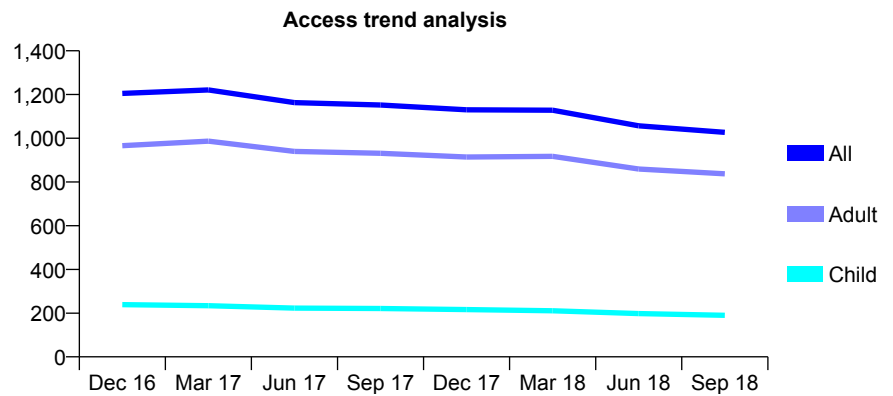
Q62 - Vital Signs At a Glance Contract Report for 358037/0001 - September 2018

Name or company name	MR MR NAJAFI
Contract type name	GDS Contract
Purpose of contract	General
Contract start date	01/04/2006
Contract end date	

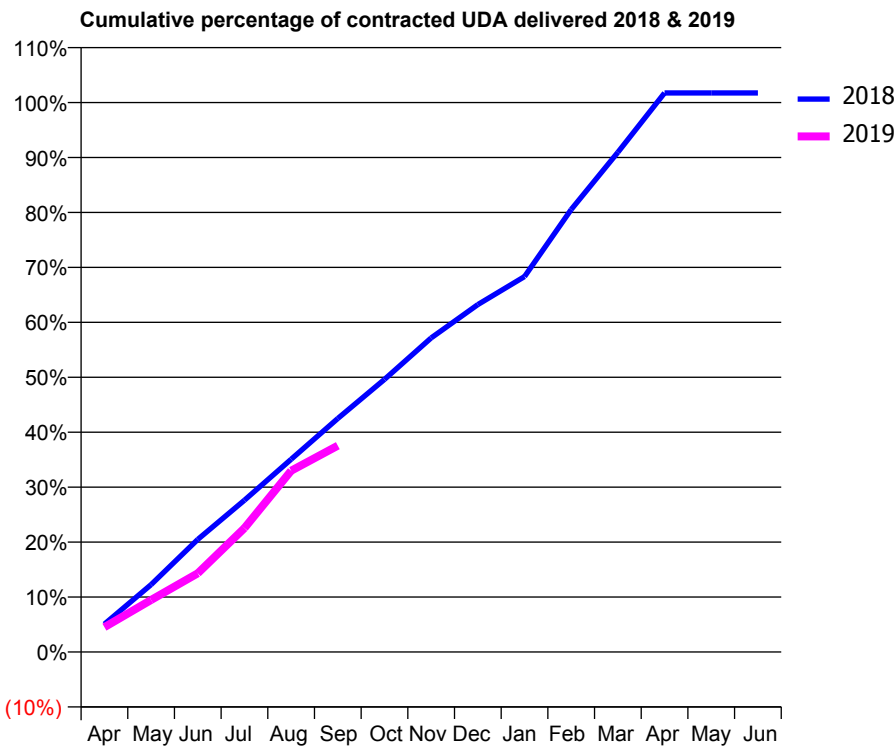
18/19 Contracted general activity (UDA)	4,196
Carry forward general activity (UDA)	-73
18/19 Contracted orthodontic activity (UOA)	0
Carry forward orthodontic activity (UOA)	0
Baseline contract value	£110,110.05

ACCESS*

Patients seen in 24 months	Total	Change since previous quarter
Quarter ending September 2017	1,152	
Quarter ending December 2017	1,130	↓
Quarter ending March 2018	1,128	→
Quarter ending June 2018	1,057	↓
Quarter ending September 2018	1,027	↓
Variance since September 2017	(10.9%)	↓



ACTIVITY



Month	Adjusted Scheduled Activity (UDA)	
	2018	2019
April	214	190
May	514	397
June	860	601
July	1,160	946
August	1,472	1,384
September	1,784	1,576
October	2,082	
November	2,399	
December	2,653	
January	2,867	
February	3,379	
March	3,816	
April	4,269	
May	4,269	
June	4,269	

QUALITY

	Quantity	Base Number	Contract	AT	Region	England
% of FP17s for the same patient ID Re-attending within 3 months - Children	8	104	7.7%	9.9%	11.5%	11.6%
% of FP17s for the same patient ID Re-attending within 3 months - Adults	52	398	13.1%	15.6%	16.5%	15.5%
% of FP17s for the same patient ID Re-attending between 3 & 9 months - Children	58	104	55.8%	48.4%	48.5%	58.8%
% of FP17s for the same patient ID Re-attending between 3 & 9 months - Adults	117	398	29.4%	38.4%	39.1%	51.1%
% of FP17s for Band 1 Urgent Courses	63	414	15.2%	11.0%	10.6%	9.0%
% of FP17s Relating to Free Repair or Replacements	0	414	0.0%	0.5%	0.5%	0.8%
% of FP17s Relating to Continuations	1	414	0.2%	0.5%	0.7%	0.9%
% of Patients satisfied with the dentistry they have received	1	1	N/A	89.0%	90.5%	93.3%
% of Patients satisfied with the time they had to wait for an appointment	1	1	N/A	85.3%	85.1%	88.9%

* This is based on patients treated on this contract for their most recent course of treatment. Figures in italics indicate the base number of FP17s or Patient Questionnaire responses are less than 100. N/A is shown where the base number of responses is less than 10 during the period. % is calculated as Quantity/Base number*100

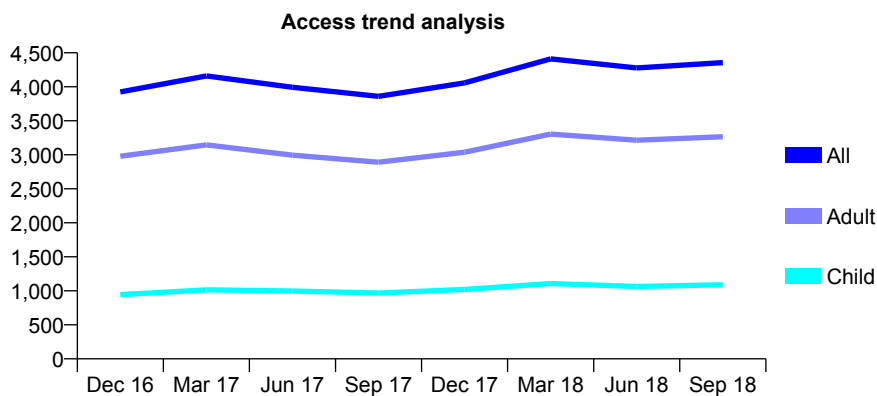
Q62 - Vital Signs At a Glance Contract Report for 359270/0001 - September 2018

Name or company name	MR AF RAI
Contract type name	GDS Contract
Purpose of contract	General
Contract start date	01/02/2009
Contract end date	

18/19 Contracted general activity (UDA)	9,679
Carry forward general activity (UDA)	18
18/19 Contracted orthodontic activity (UOA)	0
Carry forward orthodontic activity (UOA)	0
Baseline contract value	£205,818.67

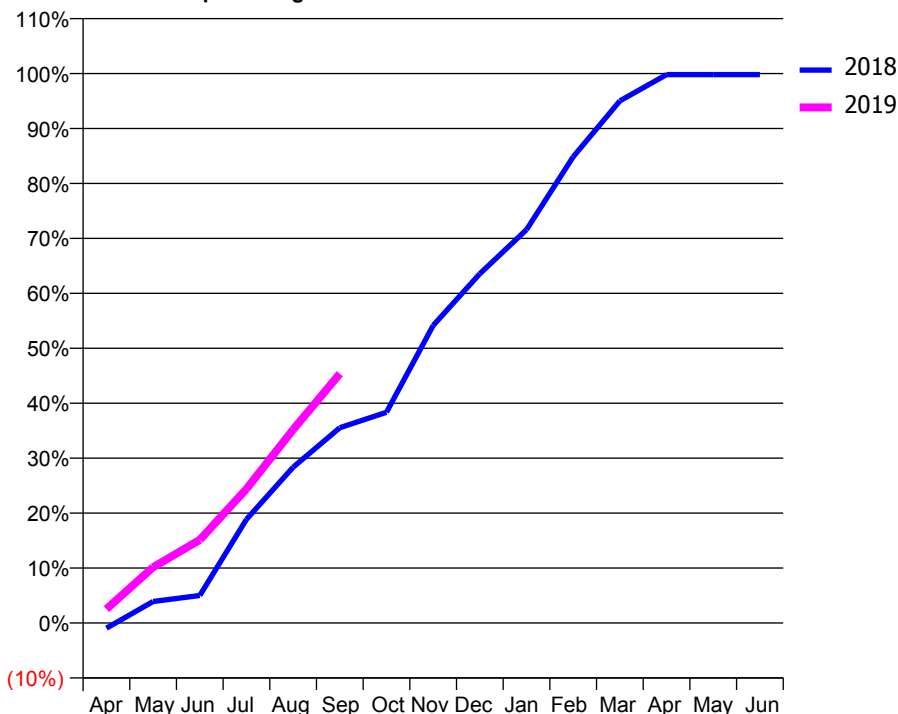
ACCESS*

Patients seen in 24 months	Total	Change since previous quarter
Quarter ending September 2017	3,859	
Quarter ending December 2017	4,058	↑
Quarter ending March 2018	4,411	↑
Quarter ending June 2018	4,278	↓
Quarter ending September 2018	4,355	→
Variance since September 2017	12.9%	↑



ACTIVITY

Cumulative percentage of contracted UDA delivered 2018 & 2019



Month	Adjusted Scheduled Activity (UDA)	
	2018	2019
April	-93	246
May	378	983
June	484	1,464
July	1,826	2,363
August	2,746	3,406
September	3,439	4,390
October	3,711	
November	5,240	
December	6,153	
January	6,928	
February	8,213	
March	9,196	
April	9,661	
May	9,661	
June	9,661	

QUALITY

	Quantity	Base Number	Contract	AT	Region	England
% of FP17s for the same patient ID Re-attending within 3 months - Children	31	721	4.3%	9.9%	11.5%	11.6%
% of FP17s for the same patient ID Re-attending within 3 months - Adults	201	1,918	10.5%	15.6%	16.5%	15.5%
% of FP17s for the same patient ID Re-attending between 3 & 9 months - Children	425	721	58.9%	48.4%	48.5%	58.8%
% of FP17s for the same patient ID Re-attending between 3 & 9 months - Adults	965	1,918	50.3%	38.4%	39.1%	51.1%
% of FP17s for Band 1 Urgent Courses	205	2,415	8.5%	11.0%	10.6%	9.0%
% of FP17s Relating to Free Repair or Replacements	22	2,415	0.9%	0.5%	0.5%	0.8%
% of FP17s Relating to Continuations	13	2,415	0.5%	0.5%	0.7%	0.9%
% of Patients satisfied with the dentistry they have received	1	1	N/A	89.0%	90.5%	93.3%
% of Patients satisfied with the time they had to wait for an appointment	1	1	N/A	85.3%	85.1%	88.9%

* This is based on patients treated on this contract for their most recent course of treatment. Figures in italics indicate the base number of FP17s or Patient Questionnaire responses are less than 100. N/A is shown where the base number of responses is less than 10 during the period. % is calculated as Quantity/Base number*100

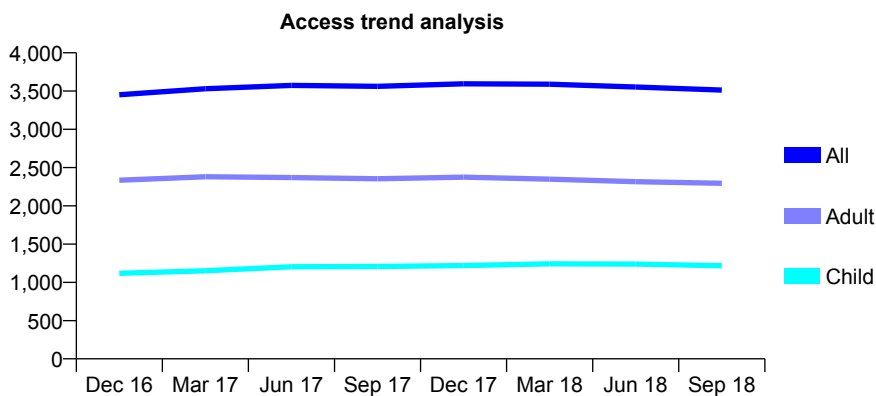
Q62 - Vital Signs At a Glance Contract Report for 359270/0007 - September 2018

Name or company name	Canberra Dental
Contract type name	GDS Contract
Purpose of contract	General
Contract start date	23/12/2009
Contract end date	

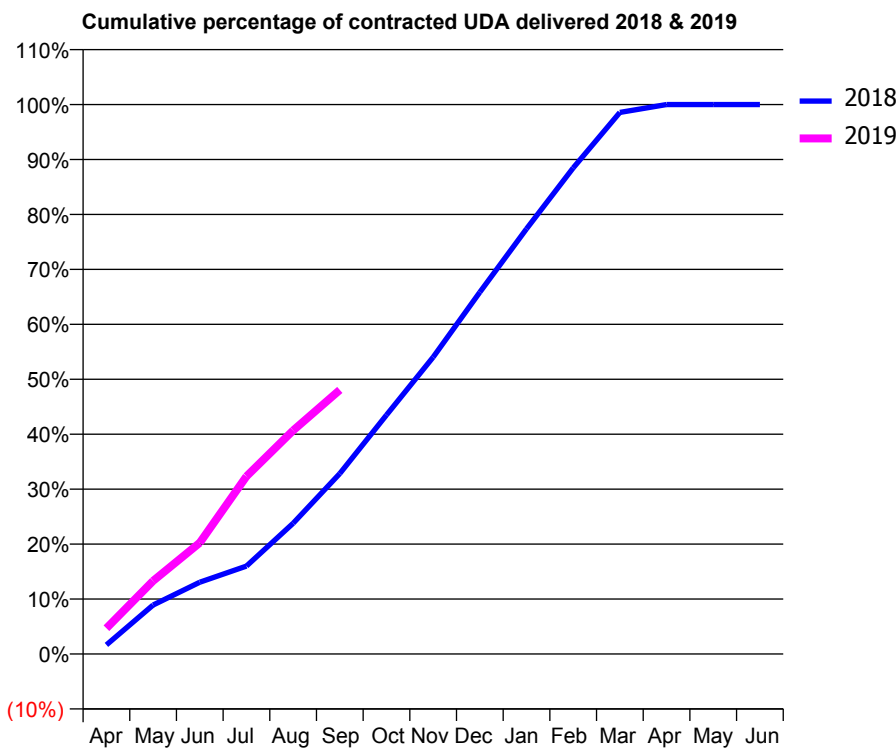
18/19 Contracted general activity (UDA)	13,096
Carry forward general activity (UDA)	3
18/19 Contracted orthodontic activity (UOA)	0
Carry forward orthodontic activity (UOA)	0
Baseline contract value	£384,598.61

ACCESS*

Patients seen in 24 months	Total	Change since previous quarter
Quarter ending September 2017	3,561	
Quarter ending December 2017	3,594	→
Quarter ending March 2018	3,589	→
Quarter ending June 2018	3,553	↓
Quarter ending September 2018	3,513	↓
Variance since September 2017	(1.3%)	↓



ACTIVITY



Month	Adjusted Scheduled Activity (UDA)	
	2018	2019
April	217	616
May	1,168	1,743
June	1,713	2,653
July	2,096	4,234
August	3,117	5,327
September	4,300	6,295
October	5,696	
November	7,075	
December	8,624	
January	10,132	
February	11,586	
March	12,909	
April	13,096	
May	13,093	
June	13,093	

QUALITY

	Quantity	Base Number	Contract	AT	Region	England
% of FP17s for the same patient ID Re-attending within 3 months - Children	51	631	8.1%	9.9%	11.5%	11.6%
% of FP17s for the same patient ID Re-attending within 3 months - Adults	140	1,076	13.0%	15.6%	16.5%	15.5%
% of FP17s for the same patient ID Re-attending between 3 & 9 months - Children	299	631	47.4%	48.4%	48.5%	58.8%
% of FP17s for the same patient ID Re-attending between 3 & 9 months - Adults	423	1,076	39.3%	38.4%	39.1%	51.1%
% of FP17s for Band 1 Urgent Courses	218	1,647	13.2%	11.0%	10.6%	9.0%
% of FP17s Relating to Free Repair or Replacements	21	1,647	1.3%	0.5%	0.5%	0.8%
% of FP17s Relating to Continuations	0	1,647	0.0%	0.5%	0.7%	0.9%
% of Patients satisfied with the dentistry they have received	1	2	N/A	89.0%	90.5%	93.3%
% of Patients satisfied with the time they had to wait for an appointment	2	2	N/A	85.3%	85.1%	88.9%

* This is based on patients treated on this contract for their most recent course of treatment. Figures in italics indicate the base number of FP17s or Patient Questionnaire responses are less than 100. N/A is shown where the base number of responses is less than 10 during the period. % is calculated as Quantity/Base number*100

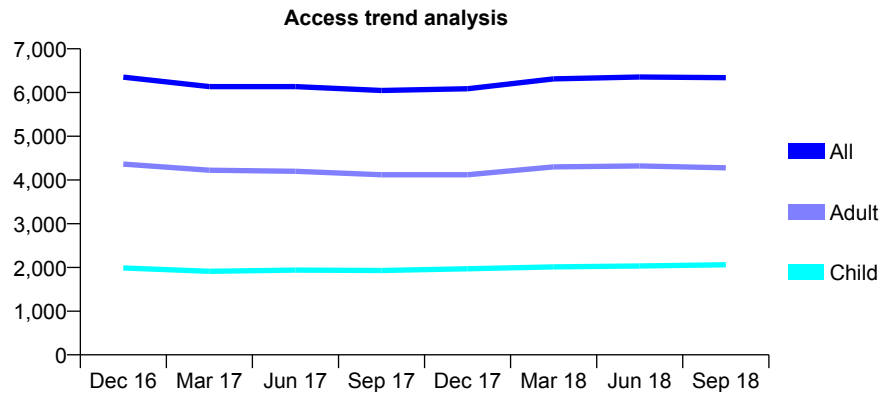
Q62 - Vital Signs At a Glance Contract Report for 359556/0001 - September 2018

Name or company name	MISS AR PATEL
Contract type name	GDS Contract
Purpose of contract	General
Contract start date	01/12/2006
Contract end date	

18/19 Contracted general activity (UDA)	16,625
Carry forward general activity (UDA)	-108
18/19 Contracted orthodontic activity (UOA)	0
Carry forward orthodontic activity (UOA)	0
Baseline contract value	£509,906.73

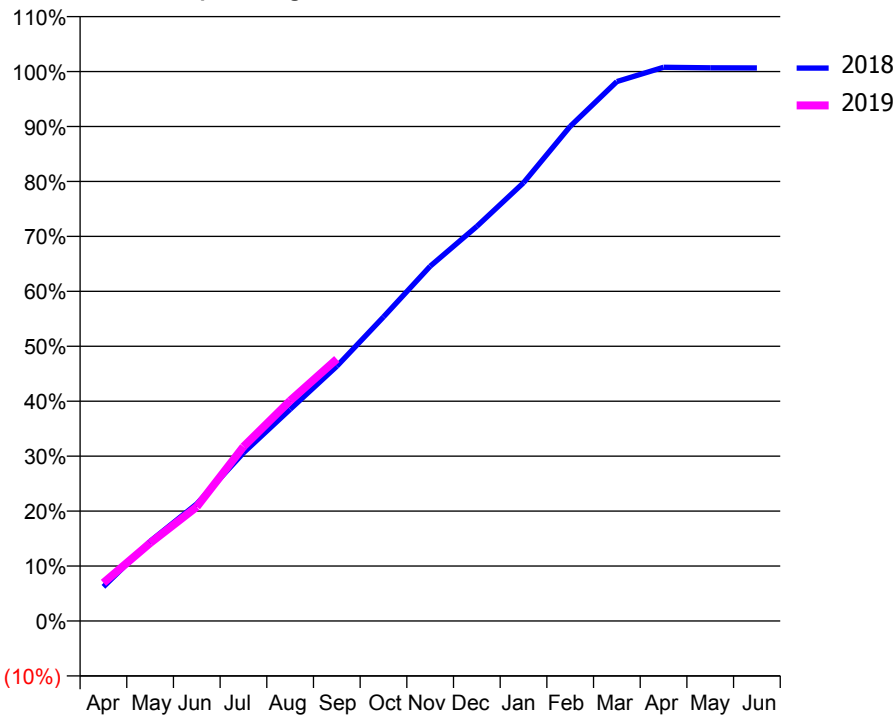
ACCESS*

Patients seen in 24 months	Total	Change since previous quarter
Quarter ending September 2017	6,048	
Quarter ending December 2017	6,088	→
Quarter ending March 2018	6,311	↑
Quarter ending June 2018	6,355	→
Quarter ending September 2018	6,340	→
Variance since September 2017	4.8%	↑



ACTIVITY

Cumulative percentage of contracted UDA delivered 2018 & 2019



Month	Adjusted Scheduled Activity (UDA)	
	2018	2019
April	1,033	1,154
May	2,409	2,356
June	3,545	3,454
July	5,091	5,275
August	6,404	6,665
September	7,706	7,924
October	9,201	
November	10,734	
December	11,940	
January	13,260	
February	14,964	
March	16,320	
April	16,753	
May	16,736	
June	16,733	

QUALITY

	Quantity	Base Number	Contract	AT	Region	England
% of FP17s for the same patient ID Re-attending within 3 months - Children	86	1,376	6.3%	9.9%	11.5%	11.6%
% of FP17s for the same patient ID Re-attending within 3 months - Adults	232	2,318	10.0%	15.6%	16.5%	15.5%
% of FP17s for the same patient ID Re-attending between 3 & 9 months - Children	705	1,376	51.2%	48.4%	48.5%	58.8%
% of FP17s for the same patient ID Re-attending between 3 & 9 months - Adults	960	2,318	41.4%	38.4%	39.1%	51.1%
% of FP17s for Band 1 Urgent Courses	294	3,521	8.3%	11.0%	10.6%	9.0%
% of FP17s Relating to Free Repair or Replacements	13	3,521	0.4%	0.5%	0.5%	0.8%
% of FP17s Relating to Continuations	1	3,521	0.0%	0.5%	0.7%	0.9%
% of Patients satisfied with the dentistry they have received	4	4	N/A	89.0%	90.5%	93.3%
% of Patients satisfied with the time they had to wait for an appointment	3	4	N/A	85.3%	85.1%	88.9%

* This is based on patients treated on this contract for their most recent course of treatment. Figures in italics indicate the base number of FP17s or Patient Questionnaire responses are less than 100. N/A is shown where the base number of responses is less than 10 during the period. % is calculated as Quantity/Base number*100

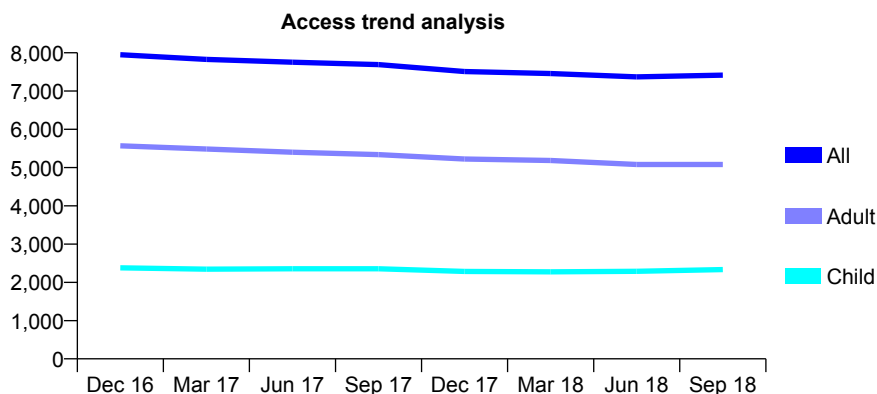
Q62 - Vital Signs At a Glance Contract Report for 359556/0002 - September 2018

Name or company name	MISS AR PATEL
Contract type name	GDS Contract
Purpose of contract	General
Contract start date	01/06/2008
Contract end date	

18/19 Contracted general activity (UDA)	16,568
Carry forward general activity (UDA)	1,476
18/19 Contracted orthodontic activity (UOA)	0
Carry forward orthodontic activity (UOA)	0
Baseline contract value	£403,241.24

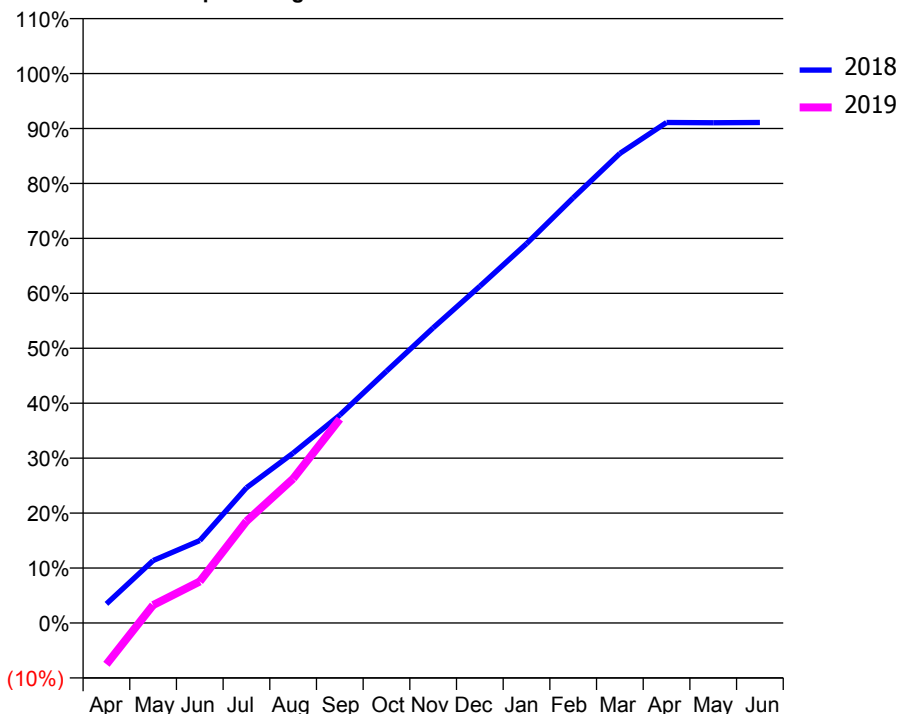
ACCESS*

Patients seen in 24 months	Total	Change since previous quarter
Quarter ending September 2017	7,693	
Quarter ending December 2017	7,510	↓
Quarter ending March 2018	7,459	→
Quarter ending June 2018	7,370	↓
Quarter ending September 2018	7,415	→
Variance since September 2017	(3.6%)	↓



ACTIVITY

Cumulative percentage of contracted UDA delivered 2018 & 2019



Adjusted Scheduled Activity (UDA)

Month	2018	2019
April	576	-1,246
May	1,883	541
June	2,488	1,252
July	4,080	3,070
August	5,123	4,352
September	6,270	6,151
October	7,594	
November	8,900	
December	10,154	
January	11,437	
February	12,820	
March	14,157	
April	15,091	
May	15,084	
June	15,092	

QUALITY

	Quantity	Base Number	Contract	AT	Region	England
% of FP17s for the same patient ID Re-attending within 3 months - Children	103	1,547	6.7%	9.9%	11.5%	11.6%
% of FP17s for the same patient ID Re-attending within 3 months - Adults	319	2,954	10.8%	15.6%	16.5%	15.5%
% of FP17s for the same patient ID Re-attending between 3 & 9 months - Children	694	1,547	44.9%	48.4%	48.5%	58.8%
% of FP17s for the same patient ID Re-attending between 3 & 9 months - Adults	1,153	2,954	39.0%	38.4%	39.1%	51.1%
% of FP17s for Band 1 Urgent Courses	292	3,748	7.8%	11.0%	10.6%	9.0%
% of FP17s Relating to Free Repair or Replacements	1	3,748	0.0%	0.5%	0.5%	0.8%
% of FP17s Relating to Continuations	4	3,748	0.1%	0.5%	0.7%	0.9%
% of Patients satisfied with the dentistry they have received	2	2	N/A	89.0%	90.5%	93.3%
% of Patients satisfied with the time they had to wait for an appointment	1	2	N/A	85.3%	85.1%	88.9%

* This is based on patients treated on this contract for their most recent course of treatment. Figures in italics indicate the base number of FP17s or Patient Questionnaire responses are less than 100. N/A is shown where the base number of responses is less than 10 during the period. % is calculated as Quantity/Base number*100

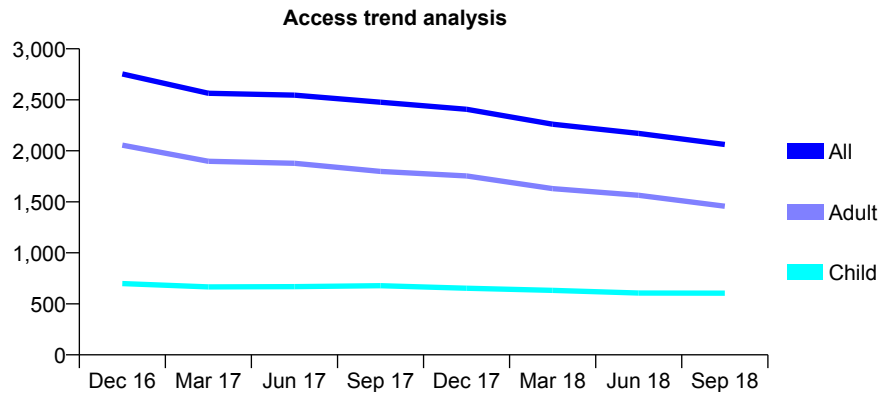
Q62 - Vital Signs At a Glance Contract Report for 363774/0001 - September 2018

Name or company name	Smile 32 Dental
Contract type name	GDS Contract
Purpose of contract	General
Contract start date	31/08/2007
Contract end date	

18/19 Contracted general activity (UDA)	6,846
Carry forward general activity (UDA)	-112
18/19 Contracted orthodontic activity (UOA)	0
Carry forward orthodontic activity (UOA)	0
Baseline contract value	£193,659.78

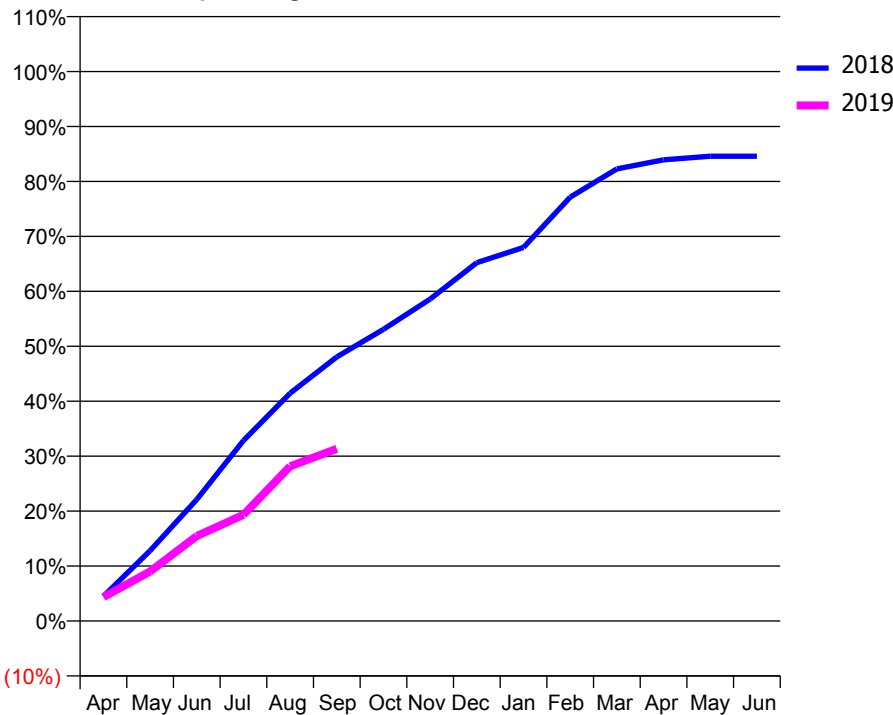
ACCESS*

Patients seen in 24 months	Total	Change since previous quarter
Quarter ending September 2017	2,476	
Quarter ending December 2017	2,407	↓
Quarter ending March 2018	2,261	↓
Quarter ending June 2018	2,170	↓
Quarter ending September 2018	2,062	↓
Variance since September 2017	(16.7%)	↓



ACTIVITY

Cumulative percentage of contracted UDA delivered 2018 & 2019



Month	Adjusted Scheduled Activity (UDA)	
	2018	2019
April	308	299
May	876	617
June	1,515	1,059
July	2,249	1,324
August	2,839	1,928
September	3,290	2,145
October	3,634	
November	4,011	
December	4,464	
January	4,655	
February	5,280	
March	5,632	
April	5,746	
May	5,791	
June	5,791	

QUALITY

	Quantity	Base Number	Contract	AT	Region	England
% of FP17s for the same patient ID Re-attending within 3 months - Children	53	445	11.9%	9.9%	11.5%	11.6%
% of FP17s for the same patient ID Re-attending within 3 months - Adults	101	714	14.1%	15.6%	16.5%	15.5%
% of FP17s for the same patient ID Re-attending between 3 & 9 months - Children	184	445	41.3%	48.4%	48.5%	58.8%
% of FP17s for the same patient ID Re-attending between 3 & 9 months - Adults	107	714	15.0%	38.4%	39.1%	51.1%
% of FP17s for Band 1 Urgent Courses	522	1,047	49.9%	11.0%	10.6%	9.0%
% of FP17s Relating to Free Repair or Replacements	1	1,047	0.1%	0.5%	0.5%	0.8%
% of FP17s Relating to Continuations	0	1,047	0.0%	0.5%	0.7%	0.9%
% of Patients satisfied with the dentistry they have received	1	1	N/A	89.0%	90.5%	93.3%
% of Patients satisfied with the time they had to wait for an appointment	1	1	N/A	85.3%	85.1%	88.9%

* This is based on patients treated on this contract for their most recent course of treatment. Figures in italics indicate the base number of FP17s or Patient Questionnaire responses are less than 100. N/A is shown where the base number of responses is less than 10 during the period. % is calculated as Quantity/Base number*100

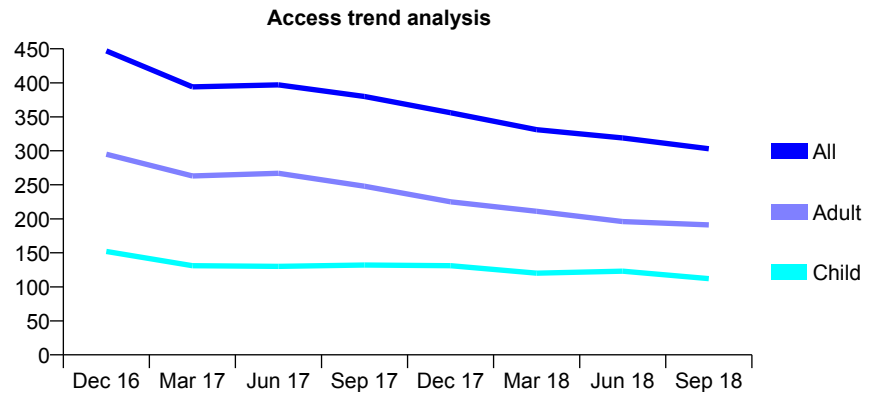
Q62 - Vital Signs At a Glance Contract Report for 364207/0001 - September 2018

Name or company name	Crystal Smile Dental Care
Contract type name	GDS Contract
Purpose of contract	General
Contract start date	01/02/2012
Contract end date	

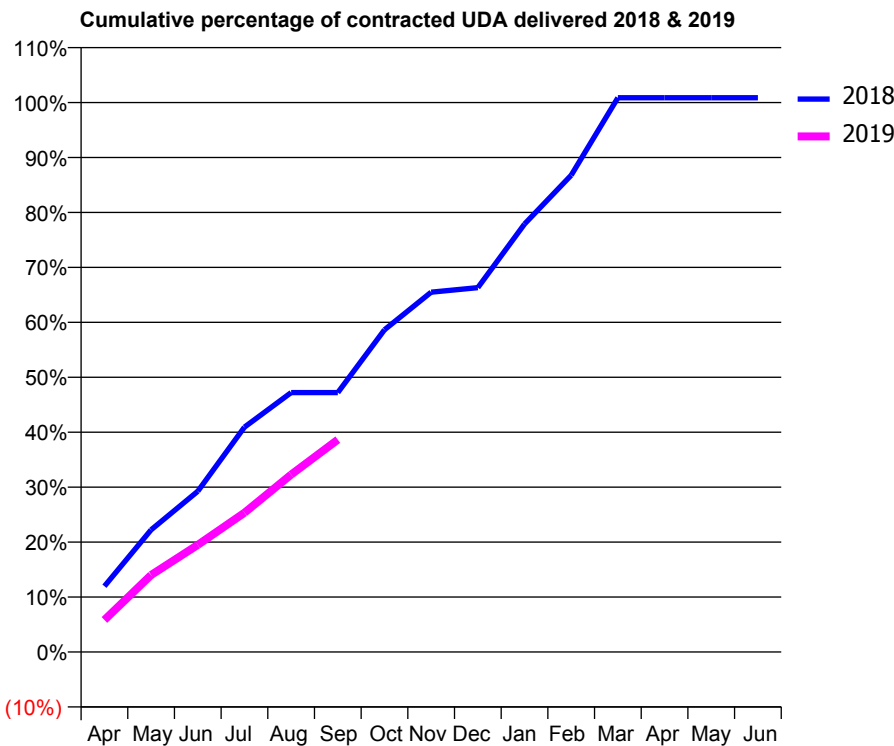
18/19 Contracted general activity (UDA)	1,911
Carry forward general activity (UDA)	-16
18/19 Contracted orthodontic activity (UOA)	0
Carry forward orthodontic activity (UOA)	0
Baseline contract value	£66,809.21

ACCESS*

Patients seen in 24 months	Total	Change since previous quarter
Quarter ending September 2017	380	
Quarter ending December 2017	356	↓
Quarter ending March 2018	331	↓
Quarter ending June 2018	319	↓
Quarter ending September 2018	303	↓
Variance since September 2017	(20.3%)	↓



ACTIVITY



Month	Adjusted Scheduled Activity (UDA)	
	2018	2019
April	229	111
May	425	268
June	559	373
July	782	484
August	902	617
September	902	738
October	1,121	
November	1,251	
December	1,267	
January	1,488	
February	1,658	
March	1,927	
April	1,927	
May	1,927	
June	1,927	

QUALITY

	Quantity	Base Number	Contract	AT	Region	England
% of FP17s for the same patient ID Re-attending within 3 months - Children	16	77	20.8%	9.9%	11.5%	11.6%
% of FP17s for the same patient ID Re-attending within 3 months - Adults	22	129	17.1%	15.6%	16.5%	15.5%
% of FP17s for the same patient ID Re-attending between 3 & 9 months - Children	30	77	39.0%	48.4%	48.5%	58.8%
% of FP17s for the same patient ID Re-attending between 3 & 9 months - Adults	49	129	38.0%	38.4%	39.1%	51.1%
% of FP17s for Band 1 Urgent Courses	12	206	5.8%	11.0%	10.6%	9.0%
% of FP17s Relating to Free Repair or Replacements	0	206	0.0%	0.5%	0.5%	0.8%
% of FP17s Relating to Continuations	0	206	0.0%	0.5%	0.7%	0.9%
% of Patients satisfied with the dentistry they have received	0	0	N/A	89.0%	90.5%	93.3%
% of Patients satisfied with the time they had to wait for an appointment	0	0	N/A	85.3%	85.1%	88.9%

* This is based on patients treated on this contract for their most recent course of treatment. Figures in italics indicate the base number of FP17s or Patient Questionnaire responses are less than 100. N/A is shown where the base number of responses is less than 10 during the period. % is calculated as Quantity/Base number*100

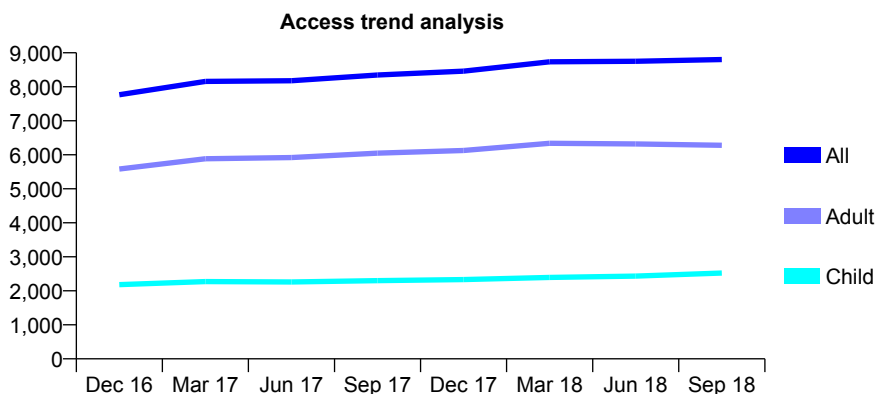
Q62 - Vital Signs At a Glance Contract Report for 381365/0002 - September 2018

Name or company name	MR P ZIDERMAN
Contract type name	GDS Contract
Purpose of contract	General
Contract start date	01/04/2006
Contract end date	

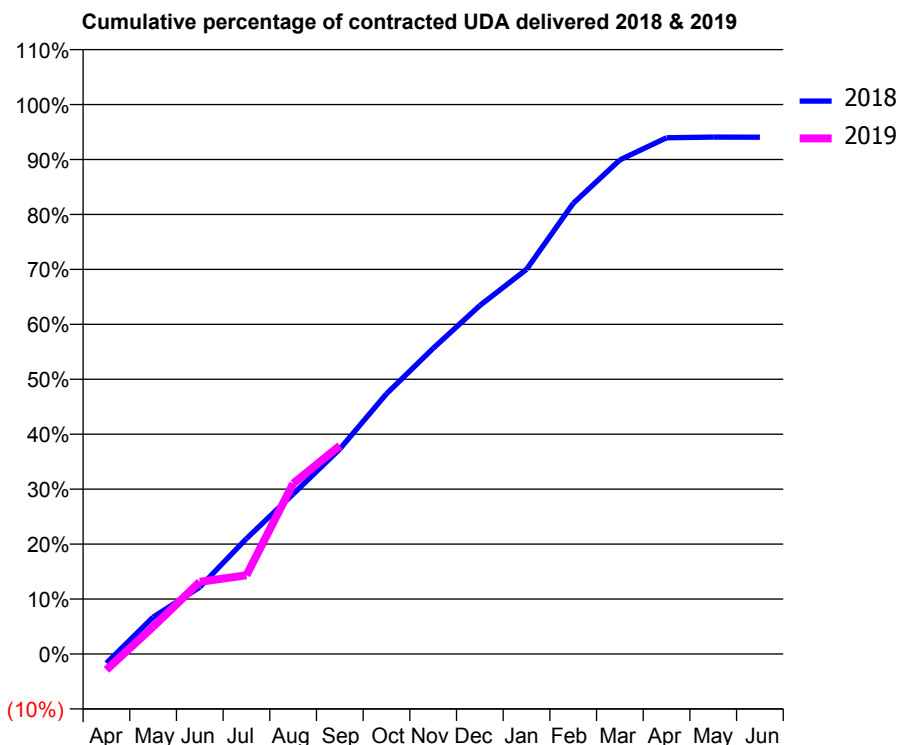
18/19 Contracted general activity (UDA)	25,594
Carry forward general activity (UDA)	1,521
18/19 Contracted orthodontic activity (UOA)	0
Carry forward orthodontic activity (UOA)	0
Baseline contract value	£966,771.09

ACCESS*

Patients seen in 24 months	Total	Change since previous quarter
Quarter ending September 2017	8,349	
Quarter ending December 2017	8,459	→
Quarter ending March 2018	8,735	↑
Quarter ending June 2018	8,751	→
Quarter ending September 2018	8,802	→
Variance since September 2017	5.4%	↑



ACTIVITY



Month	Adjusted Scheduled Activity (UDA)	
	2018	2019
April	-430	-742
May	1,717	1,273
June	3,115	3,363
July	5,377	3,670
August	7,450	7,939
September	9,550	9,704
October	12,122	
November	14,240	
December	16,235	
January	17,912	
February	20,989	
March	23,014	
April	24,047	
May	24,074	
June	24,073	

QUALITY

	Quantity	Base Number	Contract	AT	Region	England
% of FP17s for the same patient ID Re-attending within 3 months - Children	104	1,492	7.0%	9.9%	11.5%	11.6%
% of FP17s for the same patient ID Re-attending within 3 months - Adults	432	3,064	14.1%	15.6%	16.5%	15.5%
% of FP17s for the same patient ID Re-attending between 3 & 9 months - Children	593	1,492	39.7%	48.4%	48.5%	58.8%
% of FP17s for the same patient ID Re-attending between 3 & 9 months - Adults	933	3,064	30.5%	38.4%	39.1%	51.1%
% of FP17s for Band 1 Urgent Courses	643	4,262	15.1%	11.0%	10.6%	9.0%
% of FP17s Relating to Free Repair or Replacements	24	4,262	0.6%	0.5%	0.5%	0.8%
% of FP17s Relating to Continuations	10	4,262	0.2%	0.5%	0.7%	0.9%
% of Patients satisfied with the dentistry they have received	2	3	N/A	89.0%	90.5%	93.3%
% of Patients satisfied with the time they had to wait for an appointment	3	3	N/A	85.3%	85.1%	88.9%

* This is based on patients treated on this contract for their most recent course of treatment. Figures in italics indicate the base number of FP17s or Patient Questionnaire responses are less than 100. N/A is shown where the base number of responses is less than 10 during the period. % is calculated as Quantity/Base number*100

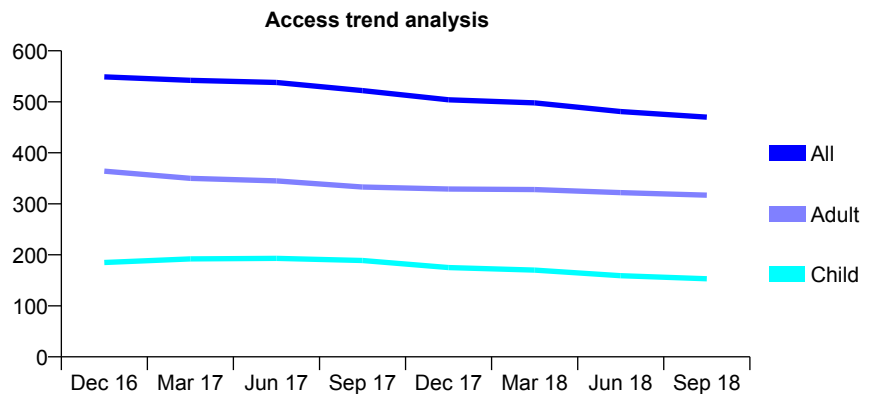
Q62 - Vital Signs At a Glance Contract Report for 385018/0001 - September 2018

Name or company name	MR RP SAINI
Contract type name	GDS Contract
Purpose of contract	General
Contract start date	01/04/2006
Contract end date	

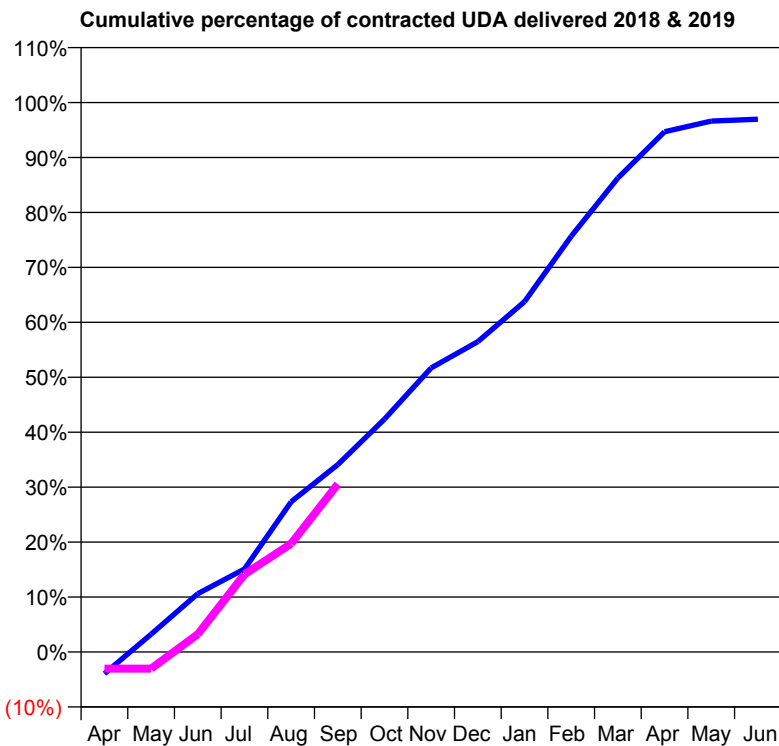
18/19 Contracted general activity (UDA)	2,500
Carry forward general activity (UDA)	76
18/19 Contracted orthodontic activity (UOA)	0
Carry forward orthodontic activity (UOA)	0
Baseline contract value	£73,483.16

ACCESS*

Patients seen in 24 months	Total	Change since previous quarter
Quarter ending September 2017	522	
Quarter ending December 2017	504	↓
Quarter ending March 2018	498	↓
Quarter ending June 2018	481	↓
Quarter ending September 2018	470	↓
Variance since September 2017	(10.0%)	↓



ACTIVITY



Adjusted Scheduled Activity (UDA)		
Month	2018	2019
April	-99	-76
May	81	-76
June	265	81
July	377	353
August	684	493
September	853	764
October	1,060	
November	1,293	
December	1,412	
January	1,594	
February	1,891	
March	2,156	
April	2,367	
May	2,415	
June	2,424	

QUALITY

	Quantity	Base Number	Contract	AT	Region	England
% of FP17s for the same patient ID Re-attending within 3 months - Children	25	157	15.9%	9.9%	11.5%	11.6%
% of FP17s for the same patient ID Re-attending within 3 months - Adults	17	215	7.9%	15.6%	16.5%	15.5%
% of FP17s for the same patient ID Re-attending between 3 & 9 months - Children	108	157	68.8%	48.4%	48.5%	58.8%
% of FP17s for the same patient ID Re-attending between 3 & 9 months - Adults	142	215	66.0%	38.4%	39.1%	51.1%
% of FP17s for Band 1 Urgent Courses	3	285	1.1%	11.0%	10.6%	9.0%
% of FP17s Relating to Free Repair or Replacements	3	285	1.1%	0.5%	0.5%	0.8%
% of FP17s Relating to Continuations	0	285	0.0%	0.5%	0.7%	0.9%
% of Patients satisfied with the dentistry they have received	0	1	N/A	89.0%	90.5%	93.3%
% of Patients satisfied with the time they had to wait for an appointment	1	1	N/A	85.3%	85.1%	88.9%

* This is based on patients treated on this contract for their most recent course of treatment. Figures in italics indicate the base number of FP17s or Patient Questionnaire responses are less than 100. N/A is shown where the base number of responses is less than 10 during the period. % is calculated as Quantity/Base number*100

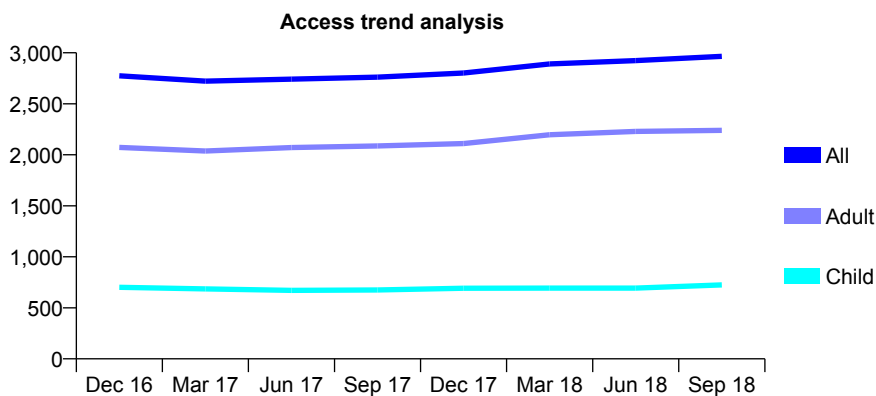
Q62 - Vital Signs At a Glance Contract Report for 393983/0002 - September 2018

Name or company name	MR D SAITOWITZ
Contract type name	GDS Contract
Purpose of contract	General
Contract start date	05/01/2009
Contract end date	

18/19 Contracted general activity (UDA)	10,991
Carry forward general activity (UDA)	0
18/19 Contracted orthodontic activity (UOA)	0
Carry forward orthodontic activity (UOA)	0
Baseline contract value	£346,035.95

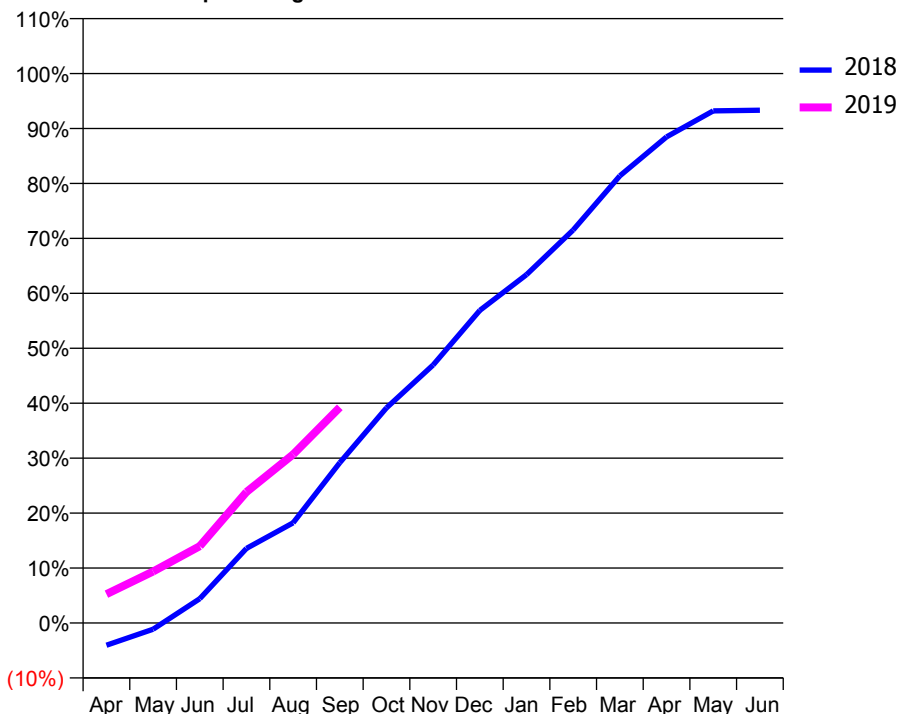
ACCESS*

Patients seen in 24 months	Total	Change since previous quarter
Quarter ending September 2017	2,762	
Quarter ending December 2017	2,802	→
Quarter ending March 2018	2,891	↑
Quarter ending June 2018	2,923	→
Quarter ending September 2018	2,965	→
Variance since September 2017	7.3%	↑



ACTIVITY

Cumulative percentage of contracted UDA delivered 2018 & 2019



Month	Adjusted Scheduled Activity (UDA)	
	2018	2019
April	-446	576
May	-127	1,031
June	486	1,537
July	1,492	2,621
August	2,005	3,372
September	3,206	4,314
October	4,304	
November	5,161	
December	6,254	
January	6,967	
February	7,862	
March	8,945	
April	9,724	
May	10,243	
June	10,255	

QUALITY

	Quantity	Base Number	Contract	AT	Region	England
% of FP17s for the same patient ID Re-attending within 3 months - Children	13	402	3.2%	9.9%	11.5%	11.6%
% of FP17s for the same patient ID Re-attending within 3 months - Adults	88	1,181	7.5%	15.6%	16.5%	15.5%
% of FP17s for the same patient ID Re-attending between 3 & 9 months - Children	135	402	33.6%	48.4%	48.5%	58.8%
% of FP17s for the same patient ID Re-attending between 3 & 9 months - Adults	476	1,181	40.3%	38.4%	39.1%	51.1%
% of FP17s for Band 1 Urgent Courses	48	1,279	3.8%	11.0%	10.6%	9.0%
% of FP17s Relating to Free Repair or Replacements	0	1,279	0.0%	0.5%	0.5%	0.8%
% of FP17s Relating to Continuations	10	1,279	0.8%	0.5%	0.7%	0.9%
% of Patients satisfied with the dentistry they have received	4	4	N/A	89.0%	90.5%	93.3%
% of Patients satisfied with the time they had to wait for an appointment	4	4	N/A	85.3%	85.1%	88.9%

* This is based on patients treated on this contract for their most recent course of treatment. Figures in italics indicate the base number of FP17s or Patient Questionnaire responses are less than 100. N/A is shown where the base number of responses is less than 10 during the period. % is calculated as Quantity/Base number*100

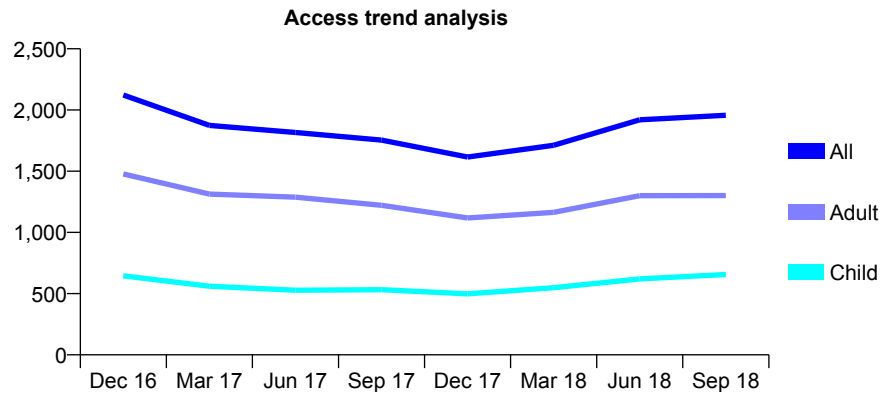
Q62 - Vital Signs At a Glance Contract Report for 395129/0001 - September 2018

Name or company name	Advance Dental Care
Contract type name	GDS Contract
Purpose of contract	General
Contract start date	01/04/2006
Contract end date	

18/19 Contracted general activity (UDA)	4,825
Carry forward general activity (UDA)	37
18/19 Contracted orthodontic activity (UOA)	0
Carry forward orthodontic activity (UOA)	0
Baseline contract value	£138,094.83

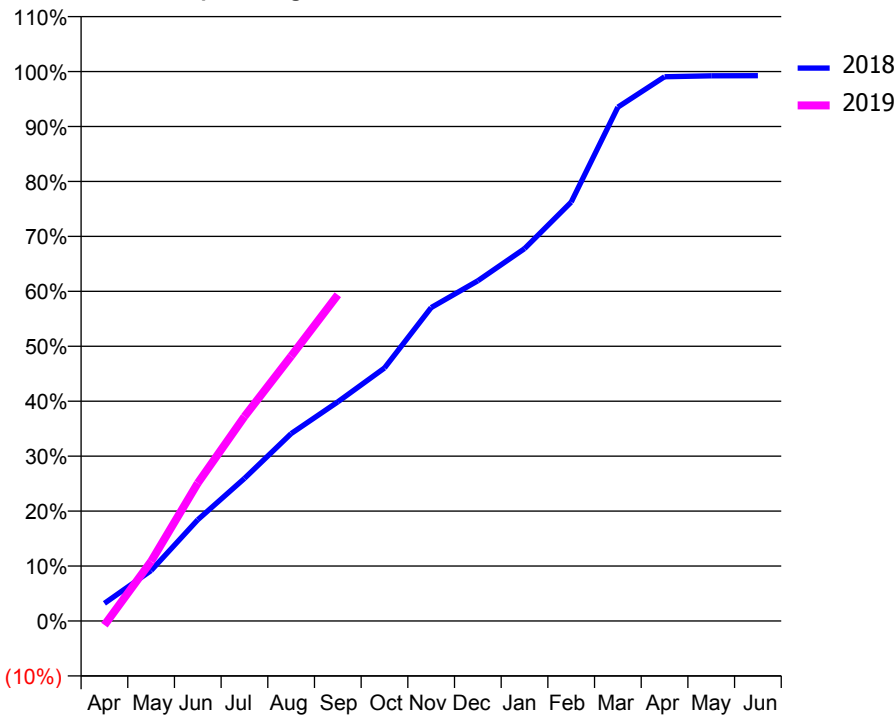
ACCESS*

Patients seen in 24 months	Total	Change since previous quarter
Quarter ending September 2017	1,754	
Quarter ending December 2017	1,616	↓
Quarter ending March 2018	1,712	↑
Quarter ending June 2018	1,920	↑
Quarter ending September 2018	1,957	→
Variance since September 2017	11.6%	↑



ACTIVITY

Cumulative percentage of contracted UDA delivered 2018 & 2019



Month	Adjusted Scheduled Activity (UDA)	
	2018	2019
April	155	-37
May	443	524
June	889	1,211
July	1,253	1,796
August	1,645	2,326
September	1,924	2,865
October	2,222	
November	2,752	
December	2,987	
January	3,270	
February	3,678	
March	4,512	
April	4,779	
May	4,787	
June	4,788	

QUALITY

	Quantity	Base Number	Contract	AT	Region	England
% of FP17s for the same patient ID Re-attending within 3 months - Children	28	492	5.7%	9.9%	11.5%	11.6%
% of FP17s for the same patient ID Re-attending within 3 months - Adults	82	751	10.9%	15.6%	16.5%	15.5%
% of FP17s for the same patient ID Re-attending between 3 & 9 months - Children	119	492	24.2%	48.4%	48.5%	58.8%
% of FP17s for the same patient ID Re-attending between 3 & 9 months - Adults	129	751	17.2%	38.4%	39.1%	51.1%
% of FP17s for Band 1 Urgent Courses	80	1,146	7.0%	11.0%	10.6%	9.0%
% of FP17s Relating to Free Repair or Replacements	3	1,146	0.3%	0.5%	0.5%	0.8%
% of FP17s Relating to Continuations	0	1,146	0.0%	0.5%	0.7%	0.9%
% of Patients satisfied with the dentistry they have received	1	1	N/A	89.0%	90.5%	93.3%
% of Patients satisfied with the time they had to wait for an appointment	1	1	N/A	85.3%	85.1%	88.9%

* This is based on patients treated on this contract for their most recent course of treatment. Figures in italics indicate the base number of FP17s or Patient Questionnaire responses are less than 100. N/A is shown where the base number of responses is less than 10 during the period. % is calculated as Quantity/Base number*100

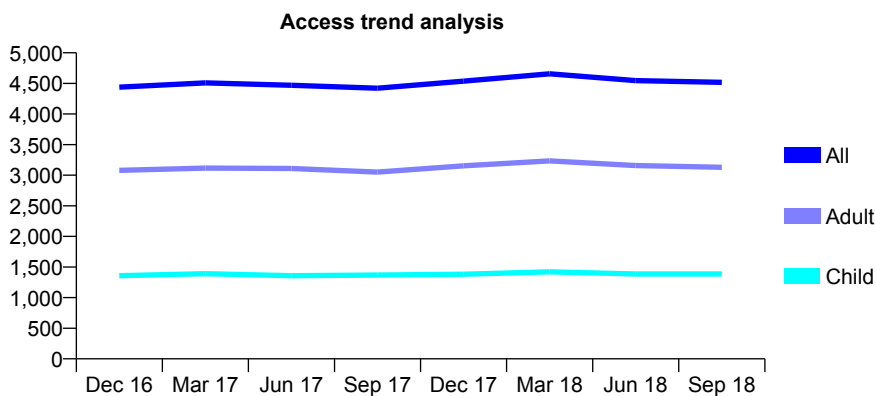
Q62 - Vital Signs At a Glance Contract Report for 395463/0001 - September 2018

Name or company name	MR AH GHAURI
Contract type name	GDS Contract
Purpose of contract	General
Contract start date	01/04/2006
Contract end date	

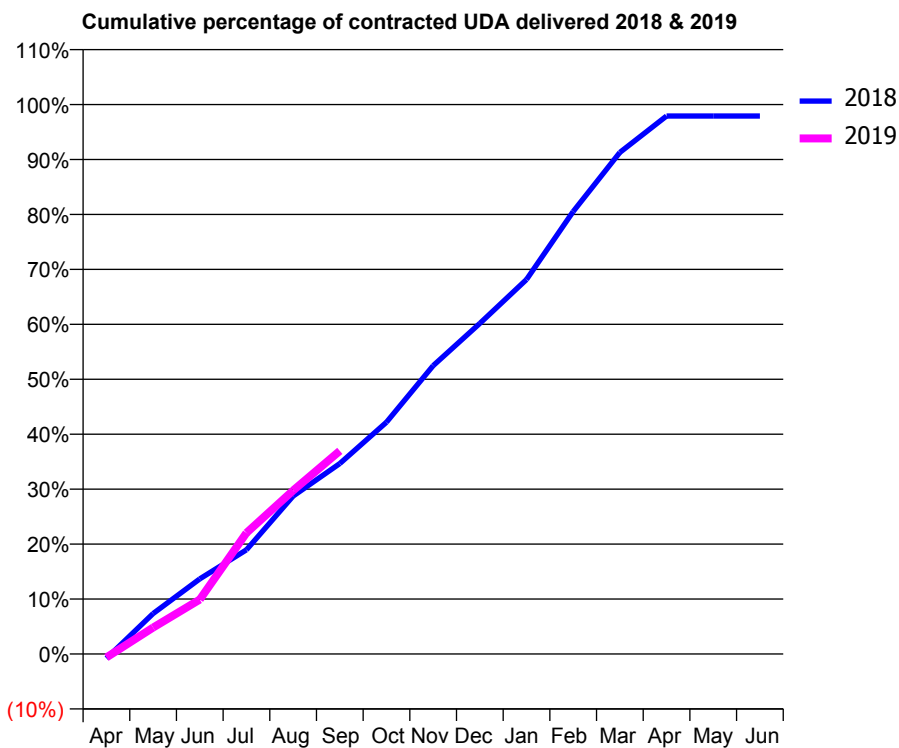
18/19 Contracted general activity (UDA)	11,256
Carry forward general activity (UDA)	237
18/19 Contracted orthodontic activity (UOA)	0
Carry forward orthodontic activity (UOA)	0
Baseline contract value	£302,098.93

ACCESS*

Patients seen in 24 months	Total	Change since previous quarter
Quarter ending September 2017	4,421	
Quarter ending December 2017	4,536	↑
Quarter ending March 2018	4,657	↑
Quarter ending June 2018	4,546	↓
Quarter ending September 2018	4,517	→
Variance since September 2017	2.2%	↑



ACTIVITY



Adjusted Scheduled Activity (UDA)		
Month	2018	2019
April	-91	-73
May	829	541
June	1,538	1,117
July	2,134	2,481
August	3,236	3,350
September	3,903	4,162
October	4,749	
November	5,908	
December	6,773	
January	7,671	
February	9,064	
March	10,275	
April	11,019	
May	11,019	
June	11,019	

QUALITY

	Quantity	Base Number	Contract	AT	Region	England
% of FP17s for the same patient ID Re-attending within 3 months - Children	39	611	6.4%	9.9%	11.5%	11.6%
% of FP17s for the same patient ID Re-attending within 3 months - Adults	144	1,221	11.8%	15.6%	16.5%	15.5%
% of FP17s for the same patient ID Re-attending between 3 & 9 months - Children	198	611	32.4%	48.4%	48.5%	58.8%
% of FP17s for the same patient ID Re-attending between 3 & 9 months - Adults	279	1,221	22.9%	38.4%	39.1%	51.1%
% of FP17s for Band 1 Urgent Courses	236	1,651	14.3%	11.0%	10.6%	9.0%
% of FP17s Relating to Free Repair or Replacements	7	1,651	0.4%	0.5%	0.5%	0.8%
% of FP17s Relating to Continuations	2	1,651	0.1%	0.5%	0.7%	0.9%
% of Patients satisfied with the dentistry they have received	0	0	N/A	89.0%	90.5%	93.3%
% of Patients satisfied with the time they had to wait for an appointment	0	0	N/A	85.3%	85.1%	88.9%

* This is based on patients treated on this contract for their most recent course of treatment. Figures in italics indicate the base number of FP17s or Patient Questionnaire responses are less than 100. N/A is shown where the base number of responses is less than 10 during the period. % is calculated as Quantity/Base number*100

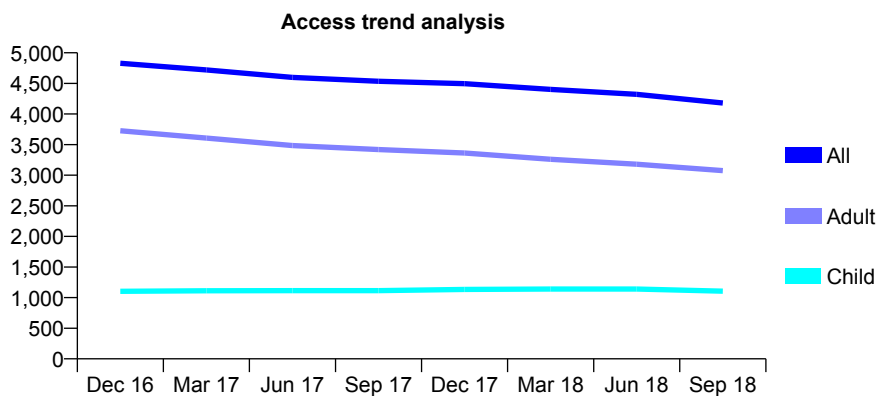
Q62 - Vital Signs At a Glance Contract Report for 395463/0002 - September 2018

Name or company name	MR AH GHAURI
Contract type name	GDS Contract
Purpose of contract	General
Contract start date	01/04/2006
Contract end date	

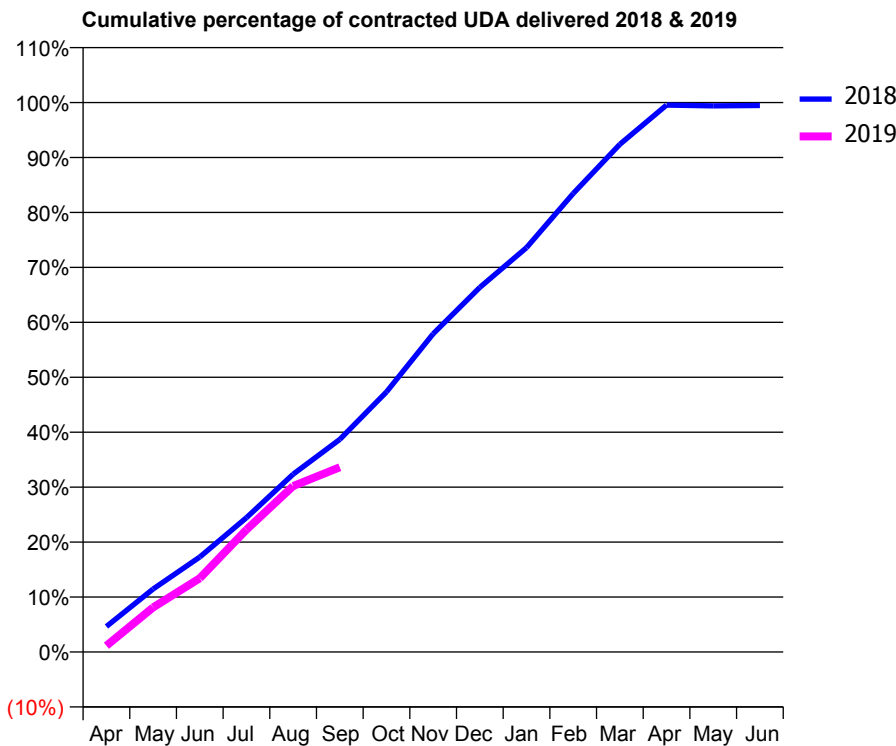
18/19 Contracted general activity (UDA)	16,269
Carry forward general activity (UDA)	90
18/19 Contracted orthodontic activity (UOA)	0
Carry forward orthodontic activity (UOA)	0
Baseline contract value	£602,536.85

ACCESS*

Patients seen in 24 months	Total	Change since previous quarter
Quarter ending September 2017	4,534	
Quarter ending December 2017	4,495	→
Quarter ending March 2018	4,401	↓
Quarter ending June 2018	4,321	↓
Quarter ending September 2018	4,180	↓
Variance since September 2017	(7.8%)	↓



ACTIVITY



Month	Adjusted Scheduled Activity (UDA)	
	2018	2019
April	756	186
May	1,865	1,319
June	2,814	2,184
July	3,976	3,621
August	5,265	4,914
September	6,297	5,470
October	7,700	
November	9,421	
December	10,797	
January	11,972	
February	13,576	
March	15,033	
April	16,191	
May	16,167	
June	16,179	

QUALITY

	Quantity	Base Number	Contract	AT	Region	England
% of FP17s for the same patient ID Re-attending within 3 months - Children	34	590	5.8%	9.9%	11.5%	11.6%
% of FP17s for the same patient ID Re-attending within 3 months - Adults	229	1,551	14.8%	15.6%	16.5%	15.5%
% of FP17s for the same patient ID Re-attending between 3 & 9 months - Children	248	590	42.0%	48.4%	48.5%	58.8%
% of FP17s for the same patient ID Re-attending between 3 & 9 months - Adults	498	1,551	32.1%	38.4%	39.1%	51.1%
% of FP17s for Band 1 Urgent Courses	297	1,875	15.8%	11.0%	10.6%	9.0%
% of FP17s Relating to Free Repair or Replacements	16	1,875	0.9%	0.5%	0.5%	0.8%
% of FP17s Relating to Continuations	7	1,875	0.4%	0.5%	0.7%	0.9%
% of Patients satisfied with the dentistry they have received	4	4	N/A	89.0%	90.5%	93.3%
% of Patients satisfied with the time they had to wait for an appointment	4	4	N/A	85.3%	85.1%	88.9%

* This is based on patients treated on this contract for their most recent course of treatment. Figures in italics indicate the base number of FP17s or Patient Questionnaire responses are less than 100. N/A is shown where the base number of responses is less than 10 during the period. % is calculated as Quantity/Base number*100

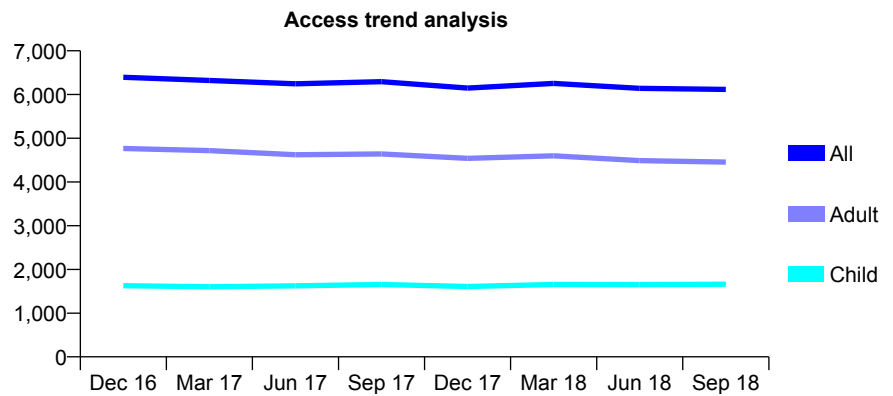
Q62 - Vital Signs At a Glance Contract Report for 395463/0004 - September 2018

Name or company name	MR AH GHAURI
Contract type name	GDS Contract
Purpose of contract	General
Contract start date	01/04/2006
Contract end date	

18/19 Contracted general activity (UDA)	24,669
Carry forward general activity (UDA)	806
18/19 Contracted orthodontic activity (UOA)	0
Carry forward orthodontic activity (UOA)	0
Baseline contract value	£656,082.81

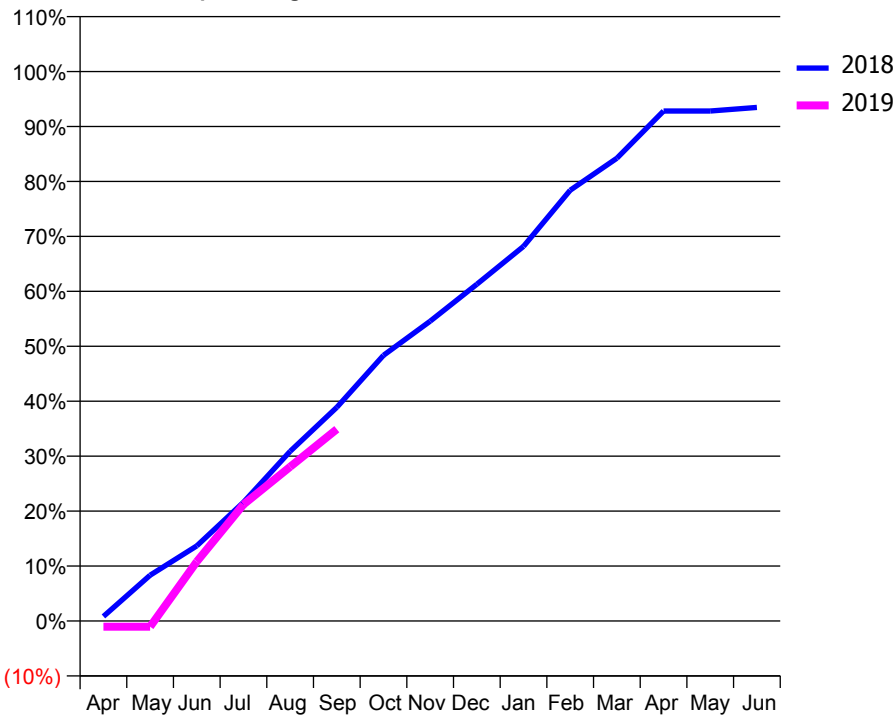
ACCESS*

Patients seen in 24 months	Total	Change since previous quarter
Quarter ending September 2017	6,294	
Quarter ending December 2017	6,147	↓
Quarter ending March 2018	6,253	→
Quarter ending June 2018	6,141	↓
Quarter ending September 2018	6,117	→
Variance since September 2017	(2.8%)	↓



ACTIVITY

Cumulative percentage of contracted UDA delivered 2018 & 2019



Month	Adjusted Scheduled Activity (UDA)	
	2018	2019
April	205	-261
May	2,056	-261
June	3,376	2,668
July	5,333	5,231
August	7,615	6,923
September	9,594	8,614
October	11,927	
November	13,458	
December	15,121	
January	16,817	
February	19,338	
March	20,775	
April	22,893	
May	22,893	
June	23,059	

QUALITY

	Quantity	Base Number	Contract	AT	Region	England
% of FP17s for the same patient ID Re-attending within 3 months - Children	42	941	4.5%	9.9%	11.5%	11.6%
% of FP17s for the same patient ID Re-attending within 3 months - Adults	297	2,340	12.7%	15.6%	16.5%	15.5%
% of FP17s for the same patient ID Re-attending between 3 & 9 months - Children	307	941	32.6%	48.4%	48.5%	58.8%
% of FP17s for the same patient ID Re-attending between 3 & 9 months - Adults	550	2,340	23.5%	38.4%	39.1%	51.1%
% of FP17s for Band 1 Urgent Courses	333	2,687	12.4%	11.0%	10.6%	9.0%
% of FP17s Relating to Free Repair or Replacements	3	2,687	0.1%	0.5%	0.5%	0.8%
% of FP17s Relating to Continuations	7	2,687	0.3%	0.5%	0.7%	0.9%
% of Patients satisfied with the dentistry they have received	1	4	N/A	89.0%	90.5%	93.3%
% of Patients satisfied with the time they had to wait for an appointment	3	4	N/A	85.3%	85.1%	88.9%

* This is based on patients treated on this contract for their most recent course of treatment. Figures in italics indicate the base number of FP17s or Patient Questionnaire responses are less than 100. N/A is shown where the base number of responses is less than 10 during the period. % is calculated as Quantity/Base number*100

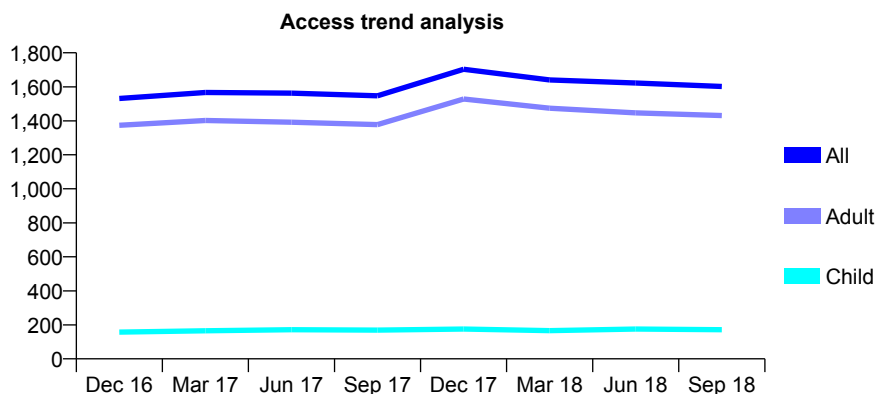
Q62 - Vital Signs At a Glance Contract Report for 395463/0006 - September 2018

Name or company name	MR AH GHAURI
Contract type name	GDS Contract
Purpose of contract	General
Contract start date	01/04/2006
Contract end date	

18/19 Contracted general activity (UDA)	3,000
Carry forward general activity (UDA)	0
18/19 Contracted orthodontic activity (UOA)	0
Carry forward orthodontic activity (UOA)	0
Baseline contract value	£119,065.73

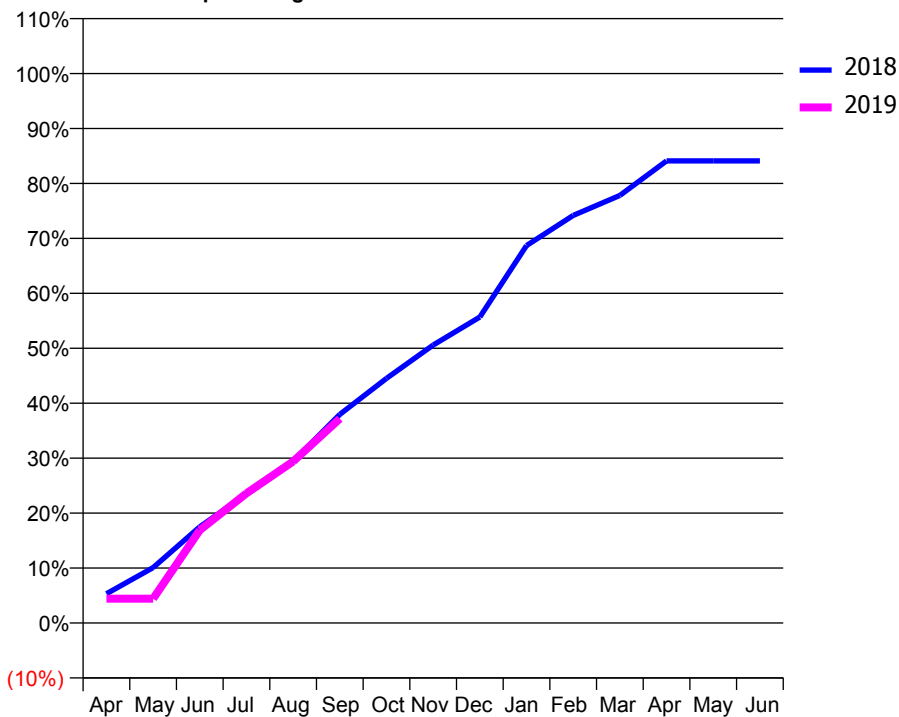
ACCESS*

Patients seen in 24 months	Total	Change since previous quarter
Quarter ending September 2017	1,547	
Quarter ending December 2017	1,703	↑
Quarter ending March 2018	1,640	↓
Quarter ending June 2018	1,622	↓
Quarter ending September 2018	1,602	↓
Variance since September 2017	3.6%	↑



ACTIVITY

Cumulative percentage of contracted UDA delivered 2018 & 2019



Adjusted Scheduled Activity (UDA)

Month	2018	2019
April	160	133
May	302	133
June	525	507
July	704	708
August	884	882
September	1,139	1,115
October	1,335	
November	1,518	
December	1,671	
January	2,060	
February	2,225	
March	2,334	
April	2,523	
May	2,523	
June	2,523	

QUALITY

	Quantity	Base Number	Contract	AT	Region	England
% of FP17s for the same patient ID Re-attending within 3 months - Children	1	159	0.6%	9.9%	11.5%	11.6%
% of FP17s for the same patient ID Re-attending within 3 months - Adults	11	931	1.2%	15.6%	16.5%	15.5%
% of FP17s for the same patient ID Re-attending between 3 & 9 months - Children	0	159	0.0%	48.4%	48.5%	58.8%
% of FP17s for the same patient ID Re-attending between 3 & 9 months - Adults	6	931	0.6%	38.4%	39.1%	51.1%
% of FP17s for Band 1 Urgent Courses	923	932	99.0%	11.0%	10.6%	9.0%
% of FP17s Relating to Free Repair or Replacements	0	932	0.0%	0.5%	0.5%	0.8%
% of FP17s Relating to Continuations	0	932	0.0%	0.5%	0.7%	0.9%
% of Patients satisfied with the dentistry they have received	0	0	N/A	89.0%	90.5%	93.3%
% of Patients satisfied with the time they had to wait for an appointment	0	0	N/A	85.3%	85.1%	88.9%

* This is based on patients treated on this contract for their most recent course of treatment. Figures in italics indicate the base number of FP17s or Patient Questionnaire responses are less than 100. N/A is shown where the base number of responses is less than 10 during the period. % is calculated as Quantity/Base number*100

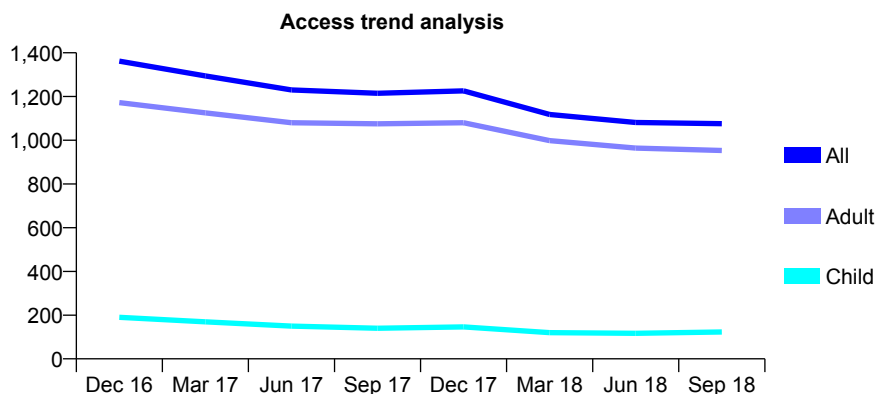
Q62 - Vital Signs At a Glance Contract Report for 395463/0007 - September 2018

Name or company name	MR AH GHAURI
Contract type name	GDS Contract
Purpose of contract	General
Contract start date	01/01/2007
Contract end date	

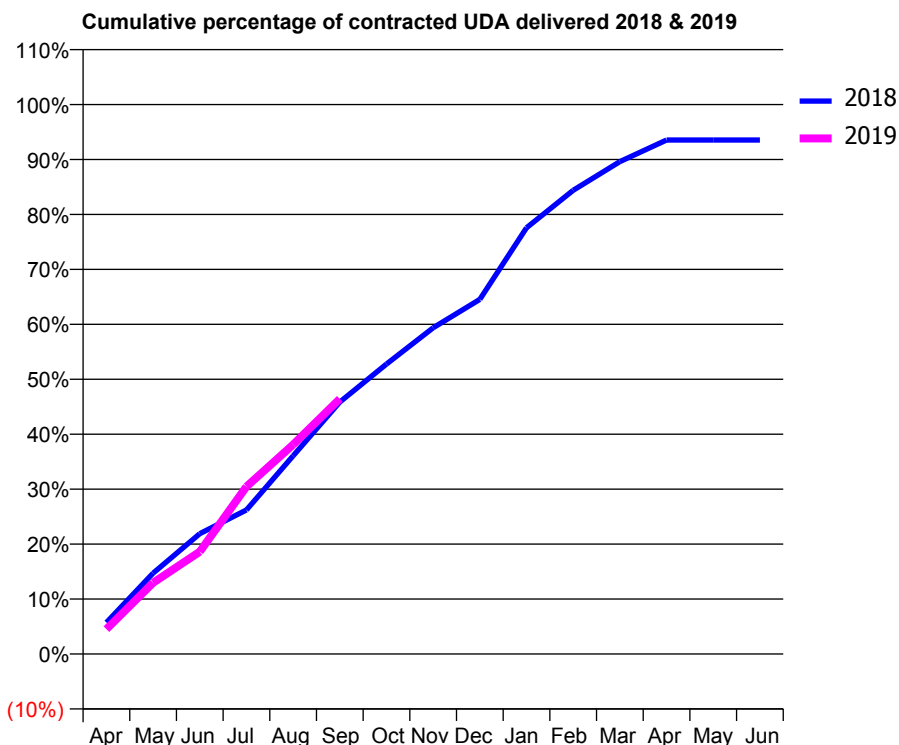
18/19 Contracted general activity (UDA)	2,200
Carry forward general activity (UDA)	0
18/19 Contracted orthodontic activity (UOA)	0
Carry forward orthodontic activity (UOA)	0
Baseline contract value	£86,954.05

ACCESS*

Patients seen in 24 months	Total	Change since previous quarter
Quarter ending September 2017	1,215	
Quarter ending December 2017	1,226	→
Quarter ending March 2018	1,118	↓
Quarter ending June 2018	1,081	↓
Quarter ending September 2018	1,076	→
Variance since September 2017	(11.4%)	↓



ACTIVITY



Month	Adjusted Scheduled Activity (UDA)	
	2018	2019
April	126	100
May	324	285
June	482	410
July	577	670
August	794	838
September	1,009	1,022
October	1,161	
November	1,306	
December	1,420	
January	1,707	
February	1,857	
March	1,971	
April	2,058	
May	2,058	
June	2,058	

QUALITY

	Quantity	Base Number	Contract	AT	Region	England
% of FP17s for the same patient ID Re-attending within 3 months - Children	1	164	0.6%	9.9%	11.5%	11.6%
% of FP17s for the same patient ID Re-attending within 3 months - Adults	11	761	1.4%	15.6%	16.5%	15.5%
% of FP17s for the same patient ID Re-attending between 3 & 9 months - Children	1	164	0.6%	48.4%	48.5%	58.8%
% of FP17s for the same patient ID Re-attending between 3 & 9 months - Adults	8	761	1.1%	38.4%	39.1%	51.1%
% of FP17s for Band 1 Urgent Courses	843	853	98.8%	11.0%	10.6%	9.0%
% of FP17s Relating to Free Repair or Replacements	0	853	0.0%	0.5%	0.5%	0.8%
% of FP17s Relating to Continuations	0	853	0.0%	0.5%	0.7%	0.9%
% of Patients satisfied with the dentistry they have received	0	0	N/A	89.0%	90.5%	93.3%
% of Patients satisfied with the time they had to wait for an appointment	0	0	N/A	85.3%	85.1%	88.9%

* This is based on patients treated on this contract for their most recent course of treatment. Figures in italics indicate the base number of FP17s or Patient Questionnaire responses are less than 100. N/A is shown where the base number of responses is less than 10 during the period. % is calculated as Quantity/Base number*100

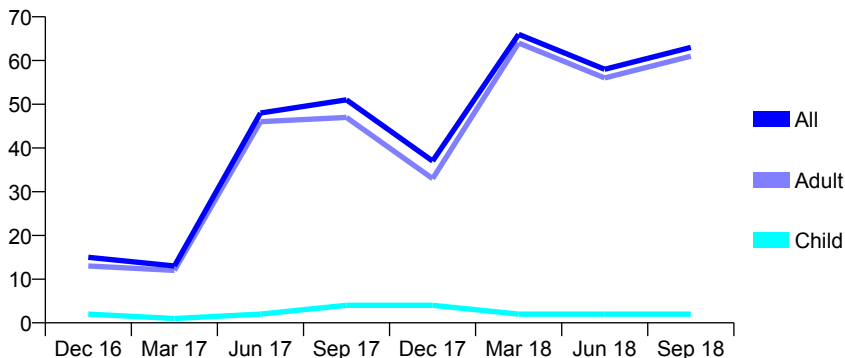
Q62 - Vital Signs At a Glance Contract Report for 395463/0009 - September 2018

Name or company name	MR AH GHAURI
Contract type name	PDS Contract
Purpose of contract	General
Contract start date	01/04/2009
Contract end date	31/03/2019

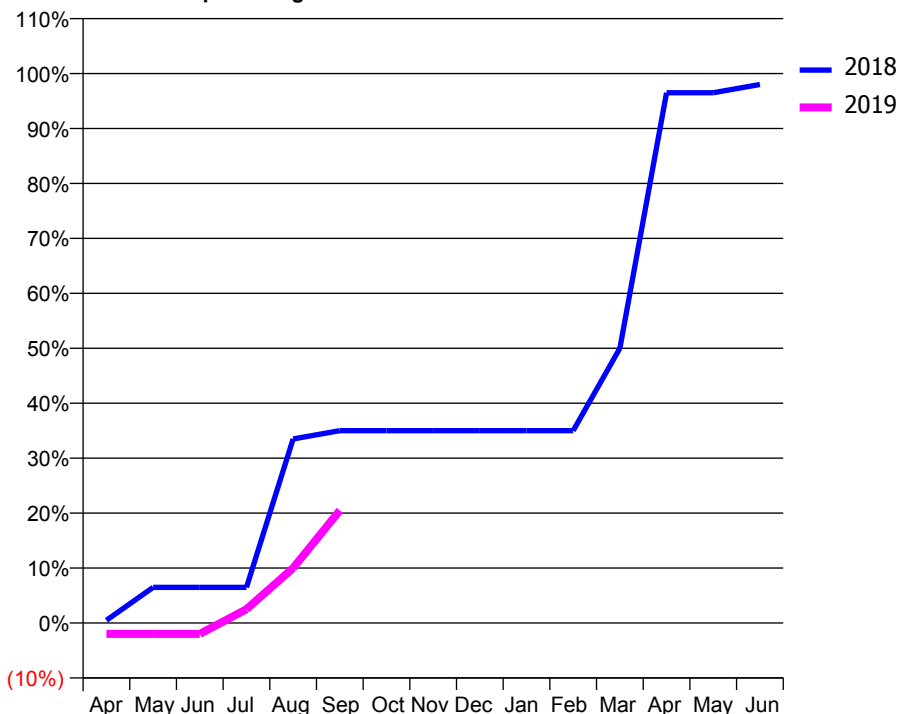
18/19 Contracted general activity (UDA)	200
Carry forward general activity (UDA)	4
18/19 Contracted orthodontic activity (UOA)	0
Carry forward orthodontic activity (UOA)	0
Baseline contract value	£26,033.21

ACCESS*

Patients seen in 24 months	Total	Change since previous quarter
Quarter ending September 2017	51	
Quarter ending December 2017	37	↓
Quarter ending March 2018	66	↑
Quarter ending June 2018	58	↓
Quarter ending September 2018	63	↑
Variance since September 2017	23.5%	↑

Access trend analysis


ACTIVITY

Cumulative percentage of contracted UDA delivered 2018 & 2019

Adjusted Scheduled Activity (UDA)

Month	2018	2019
April	1	-4
May	13	-4
June	13	-4
July	13	5
August	67	20
September	70	41
October	70	
November	70	
December	70	
January	70	
February	70	
March	100	
April	193	
May	193	
June	196	

QUALITY

	Quantity	Base Number	Contract	AT	Region	England
% of FP17s for the same patient ID Re-attending within 3 months - Children	0	2	0.0%	9.9%	11.5%	11.6%
% of FP17s for the same patient ID Re-attending within 3 months - Adults	0	50	0.0%	15.6%	16.5%	15.5%
% of FP17s for the same patient ID Re-attending between 3 & 9 months - Children	0	2	0.0%	48.4%	48.5%	58.8%
% of FP17s for the same patient ID Re-attending between 3 & 9 months - Adults	1	50	2.0%	38.4%	39.1%	51.1%
% of FP17s for Band 1 Urgent Courses	0	15	0.0%	11.0%	10.6%	9.0%
% of FP17s Relating to Free Repair or Replacements	0	15	0.0%	0.5%	0.5%	0.8%
% of FP17s Relating to Continuations	0	15	0.0%	0.5%	0.7%	0.9%
% of Patients satisfied with the dentistry they have received	0	0	N/A	89.0%	90.5%	93.3%
% of Patients satisfied with the time they had to wait for an appointment	0	0	N/A	85.3%	85.1%	88.9%

* This is based on patients treated on this contract for their most recent course of treatment. Figures in italics indicate the base number of FP17s or Patient Questionnaire responses are less than 100. N/A is shown where the base number of responses is less than 10 during the period. % is calculated as Quantity/Base number*100

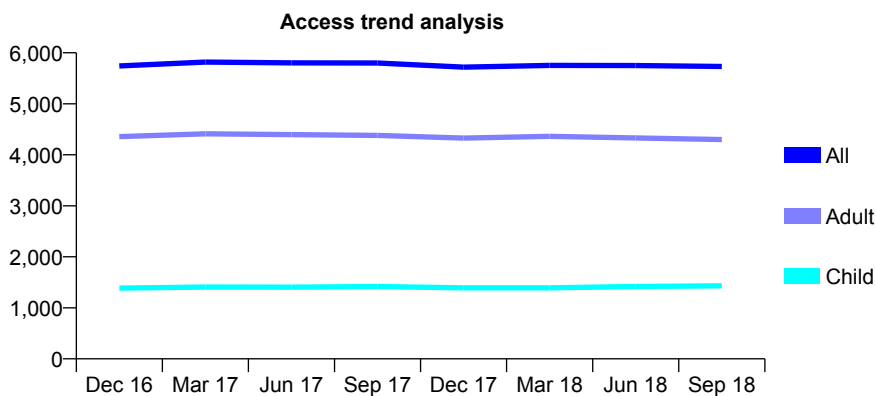
Q62 - Vital Signs At a Glance Contract Report for 555843/0001 - September 2018

Name or company name	MR B COHEN
Contract type name	GDS Contract
Purpose of contract	General
Contract start date	01/04/2006
Contract end date	

18/19 Contracted general activity (UDA)	13,083
Carry forward general activity (UDA)	0
18/19 Contracted orthodontic activity (UOA)	0
Carry forward orthodontic activity (UOA)	0
Baseline contract value	£347,659.47

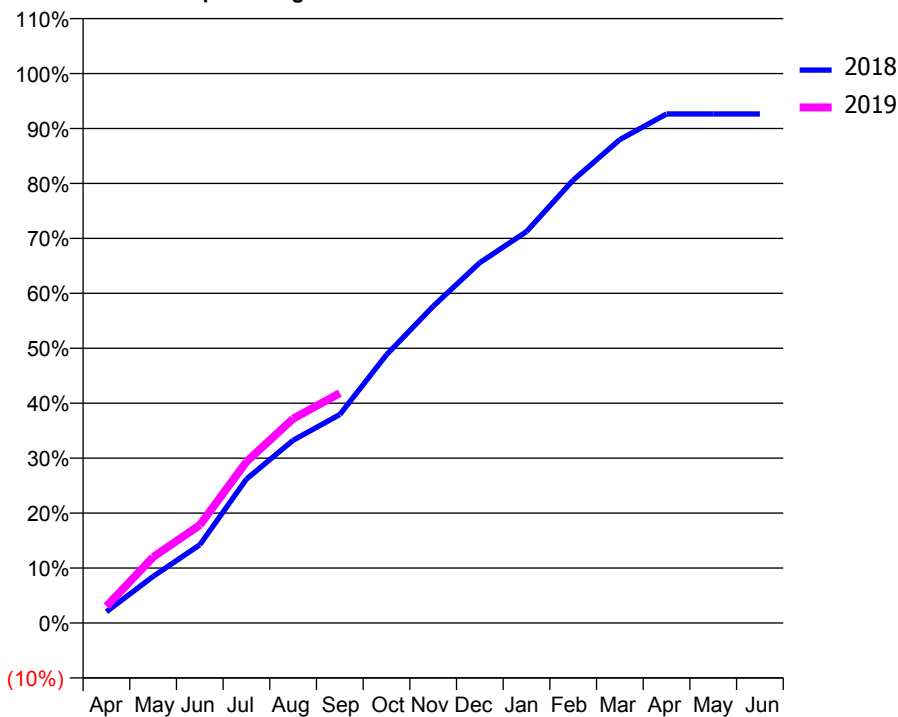
ACCESS*

Patients seen in 24 months	Total	Change since previous quarter
Quarter ending September 2017	5,799	
Quarter ending December 2017	5,720	↓
Quarter ending March 2018	5,754	→
Quarter ending June 2018	5,751	→
Quarter ending September 2018	5,731	→
Variance since September 2017	(1.2%)	↓



ACTIVITY

Cumulative percentage of contracted UDA delivered 2018 & 2019



Month	Adjusted Scheduled Activity (UDA)	
	2018	2019
April	268	400
May	1,110	1,570
June	1,861	2,332
July	3,426	3,840
August	4,352	4,864
September	4,965	5,472
October	6,387	
November	7,541	
December	8,579	
January	9,319	
February	10,547	
March	11,511	
April	12,120	
May	12,121	
June	12,121	

QUALITY

	Quantity	Base Number	Contract	AT	Region	England
% of FP17s for the same patient ID Re-attending within 3 months - Children	80	1,072	7.5%	9.9%	11.5%	11.6%
% of FP17s for the same patient ID Re-attending within 3 months - Adults	339	2,744	12.4%	15.6%	16.5%	15.5%
% of FP17s for the same patient ID Re-attending between 3 & 9 months - Children	618	1,072	57.6%	48.4%	48.5%	58.8%
% of FP17s for the same patient ID Re-attending between 3 & 9 months - Adults	1,576	2,744	57.4%	38.4%	39.1%	51.1%
% of FP17s for Band 1 Urgent Courses	339	3,480	9.7%	11.0%	10.6%	9.0%
% of FP17s Relating to Free Repair or Replacements	25	3,480	0.7%	0.5%	0.5%	0.8%
% of FP17s Relating to Continuations	42	3,480	1.2%	0.5%	0.7%	0.9%
% of Patients satisfied with the dentistry they have received	5	5	N/A	89.0%	90.5%	93.3%
% of Patients satisfied with the time they had to wait for an appointment	5	5	N/A	85.3%	85.1%	88.9%

* This is based on patients treated on this contract for their most recent course of treatment. Figures in italics indicate the base number of FP17s or Patient Questionnaire responses are less than 100. N/A is shown where the base number of responses is less than 10 during the period. % is calculated as Quantity/Base number*100

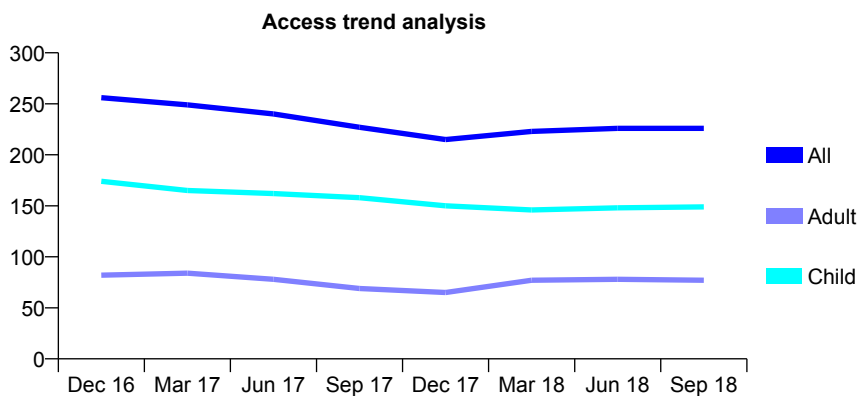
Q62 - Vital Signs At a Glance Contract Report for 558044/0003 - September 2018

Name or company name	Pinner Green Dental Clinic
Contract type name	GDS Contract
Purpose of contract	General
Contract start date	08/06/2007
Contract end date	

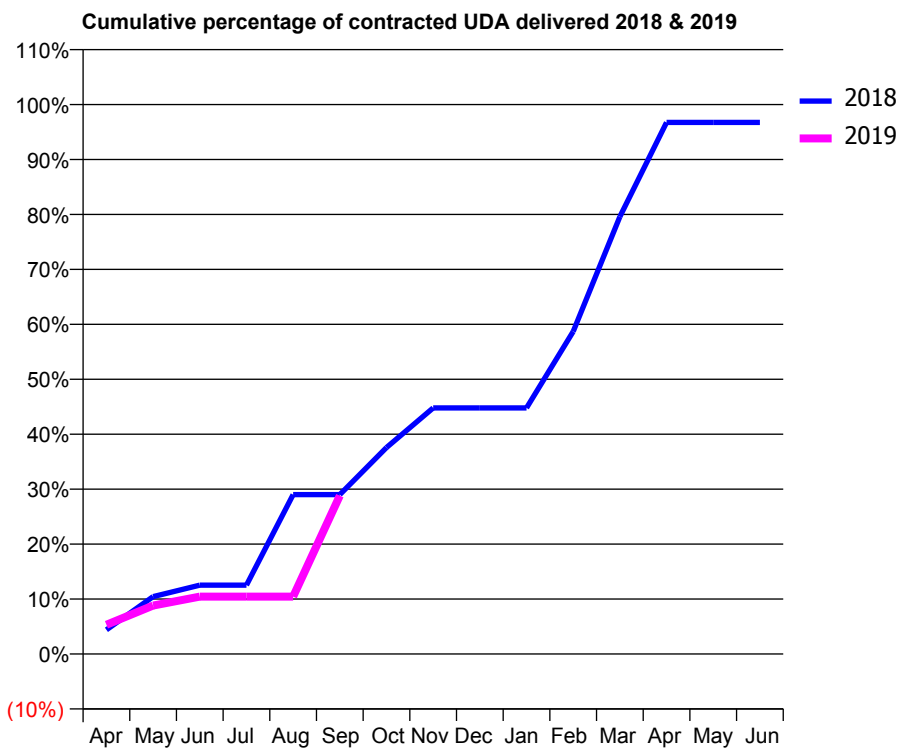
18/19 Contracted general activity (UDA)	431
Carry forward general activity (UDA)	14
18/19 Contracted orthodontic activity (UOA)	0
Carry forward orthodontic activity (UOA)	0
Baseline contract value	£9,705.52

ACCESS*

Patients seen in 24 months	Total	Change since previous quarter
Quarter ending September 2017	227	
Quarter ending December 2017	215	↓
Quarter ending March 2018	223	↑
Quarter ending June 2018	226	→
Quarter ending September 2018	226	→
Variance since September 2017	(0.4%)	→



ACTIVITY



Adjusted Scheduled Activity (UDA)		
Month	2018	2019
April	19	23
May	45	38
June	54	45
July	54	45
August	125	45
September	125	124
October	162	
November	193	
December	193	
January	193	
February	253	
March	343	
April	417	
May	417	
June	417	

QUALITY

	Quantity	Base Number	Contract	AT	Region	England
% of FP17s for the same patient ID Re-attending within 3 months - Children	1	113	0.9%	9.9%	11.5%	11.6%
% of FP17s for the same patient ID Re-attending within 3 months - Adults	1	43	2.3%	15.6%	16.5%	15.5%
% of FP17s for the same patient ID Re-attending between 3 & 9 months - Children	86	113	76.1%	48.4%	48.5%	58.8%
% of FP17s for the same patient ID Re-attending between 3 & 9 months - Adults	22	43	51.2%	38.4%	39.1%	51.1%
% of FP17s for Band 1 Urgent Courses	1	127	0.8%	11.0%	10.6%	9.0%
% of FP17s Relating to Free Repair or Replacements	0	127	0.0%	0.5%	0.5%	0.8%
% of FP17s Relating to Continuations	1	127	0.8%	0.5%	0.7%	0.9%
% of Patients satisfied with the dentistry they have received	0	0	N/A	89.0%	90.5%	93.3%
% of Patients satisfied with the time they had to wait for an appointment	0	0	N/A	85.3%	85.1%	88.9%

* This is based on patients treated on this contract for their most recent course of treatment. Figures in italics indicate the base number of FP17s or Patient Questionnaire responses are less than 100. N/A is shown where the base number of responses is less than 10 during the period. % is calculated as Quantity/Base number*100

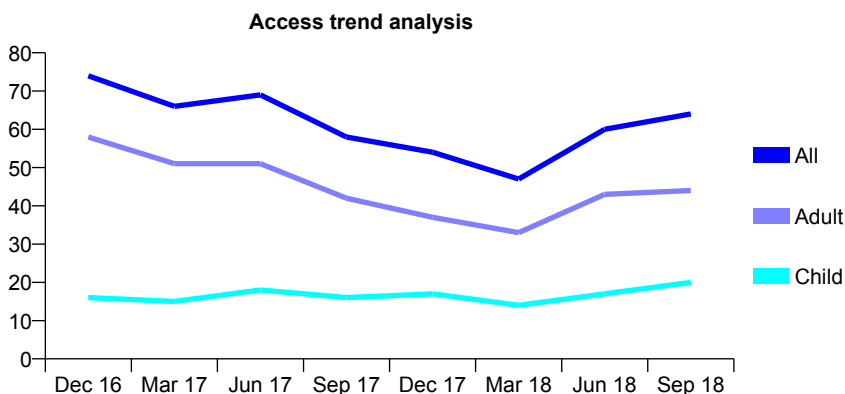
Q62 - Vital Signs At a Glance Contract Report for 558834/0002 - September 2018

Name or company name	MR SG RADIA
Contract type name	GDS Contract
Purpose of contract	General
Contract start date	22/04/2010
Contract end date	

18/19 Contracted general activity (UDA)	228
Carry forward general activity (UDA)	0
18/19 Contracted orthodontic activity (UOA)	0
Carry forward orthodontic activity (UOA)	0
Baseline contract value	£6,248.86

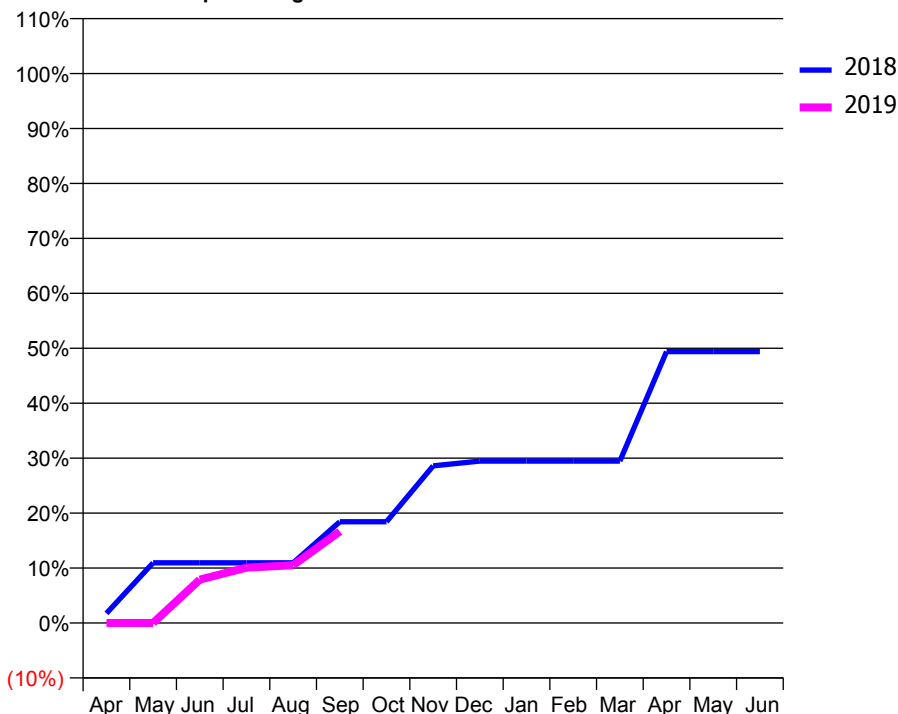
ACCESS*

Patients seen in 24 months	Total	Change since previous quarter
Quarter ending September 2017	58	
Quarter ending December 2017	54	↓
Quarter ending March 2018	47	↓
Quarter ending June 2018	60	↑
Quarter ending September 2018	64	↑
Variance since September 2017	10.3%	↑



ACTIVITY

Cumulative percentage of contracted UDA delivered 2018 & 2019



Month	Adjusted Scheduled Activity (UDA)	
	2018	2019
April	4	0
May	25	0
June	25	18
July	25	23
August	25	24
September	42	38
October	42	
November	65	
December	67	
January	67	
February	67	
March	67	
April	113	
May	113	
June	113	

QUALITY

	Quantity	Base Number	Contract	AT	Region	England
% of FP17s for the same patient ID Re-attending within 3 months - Children	0	16	0.0%	9.9%	11.5%	11.6%
% of FP17s for the same patient ID Re-attending within 3 months - Adults	0	31	0.0%	15.6%	16.5%	15.5%
% of FP17s for the same patient ID Re-attending between 3 & 9 months - Children	3	16	18.8%	48.4%	48.5%	58.8%
% of FP17s for the same patient ID Re-attending between 3 & 9 months - Adults	3	31	9.7%	38.4%	39.1%	51.1%
% of FP17s for Band 1 Urgent Courses	1	27	3.7%	11.0%	10.6%	9.0%
% of FP17s Relating to Free Repair or Replacements	0	27	0.0%	0.5%	0.5%	0.8%
% of FP17s Relating to Continuations	0	27	0.0%	0.5%	0.7%	0.9%
% of Patients satisfied with the dentistry they have received	0	0	N/A	89.0%	90.5%	93.3%
% of Patients satisfied with the time they had to wait for an appointment	0	0	N/A	85.3%	85.1%	88.9%

* This is based on patients treated on this contract for their most recent course of treatment. Figures in italics indicate the base number of FP17s or Patient Questionnaire responses are less than 100. N/A is shown where the base number of responses is less than 10 during the period. % is calculated as Quantity/Base number*100

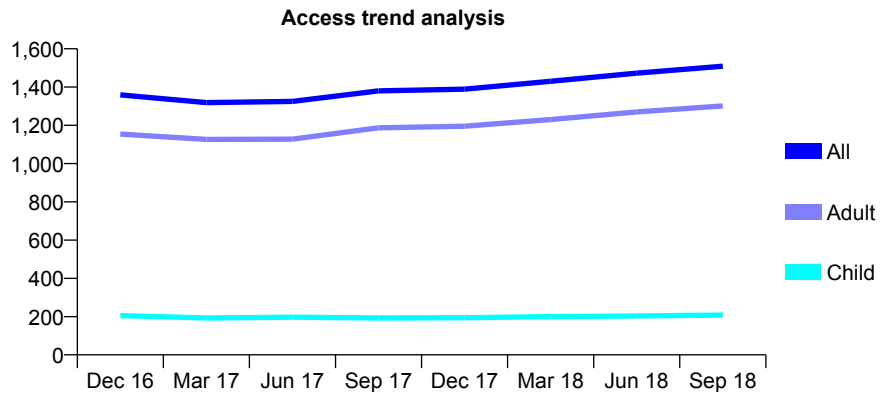
Q62 - Vital Signs At a Glance Contract Report for 559741/0002 - September 2018

Name or company name	R Dattani
Contract type name	GDS Contract
Purpose of contract	General
Contract start date	01/08/2006
Contract end date	

18/19 Contracted general activity (UDA)	4,829
Carry forward general activity (UDA)	0
18/19 Contracted orthodontic activity (UOA)	0
Carry forward orthodontic activity (UOA)	0
Baseline contract value	£126,037.22

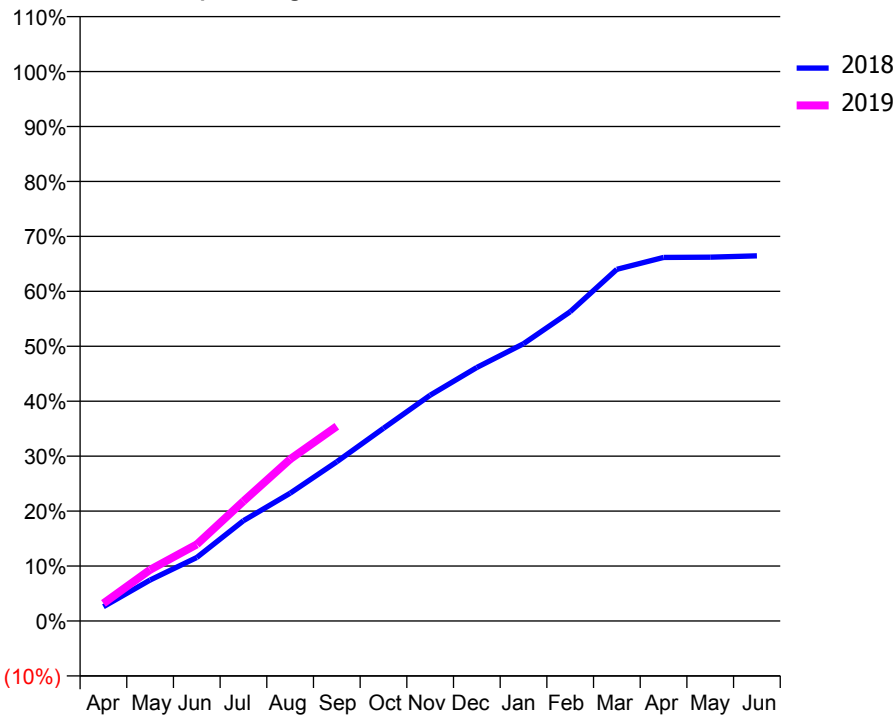
ACCESS*

Patients seen in 24 months	Total	Change since previous quarter
Quarter ending September 2017	1,380	
Quarter ending December 2017	1,389	→
Quarter ending March 2018	1,430	↑
Quarter ending June 2018	1,473	↑
Quarter ending September 2018	1,509	↑
Variance since September 2017	9.3%	↑



ACTIVITY

Cumulative percentage of contracted UDA delivered 2018 & 2019



Month	Adjusted Scheduled Activity (UDA)	
	2018	2019
April	126	155
May	361	451
June	559	674
July	882	1,053
August	1,123	1,422
September	1,399	1,711
October	1,694	
November	1,985	
December	2,228	
January	2,437	
February	2,718	
March	3,090	
April	3,195	
May	3,198	
June	3,210	

QUALITY

	Quantity	Base Number	Contract	AT	Region	England
% of FP17s for the same patient ID Re-attending within 3 months - Children	4	130	3.1%	9.9%	11.5%	11.6%
% of FP17s for the same patient ID Re-attending within 3 months - Adults	80	728	11.0%	15.6%	16.5%	15.5%
% of FP17s for the same patient ID Re-attending between 3 & 9 months - Children	51	130	39.2%	48.4%	48.5%	58.8%
% of FP17s for the same patient ID Re-attending between 3 & 9 months - Adults	198	728	27.2%	38.4%	39.1%	51.1%
% of FP17s for Band 1 Urgent Courses	86	800	10.8%	11.0%	10.6%	9.0%
% of FP17s Relating to Free Repair or Replacements	5	800	0.6%	0.5%	0.5%	0.8%
% of FP17s Relating to Continuations	5	800	0.6%	0.5%	0.7%	0.9%
% of Patients satisfied with the dentistry they have received	0	0	N/A	89.0%	90.5%	93.3%
% of Patients satisfied with the time they had to wait for an appointment	0	0	N/A	85.3%	85.1%	88.9%

* This is based on patients treated on this contract for their most recent course of treatment. Figures in italics indicate the base number of FP17s or Patient Questionnaire responses are less than 100. N/A is shown where the base number of responses is less than 10 during the period. % is calculated as Quantity/Base number*100

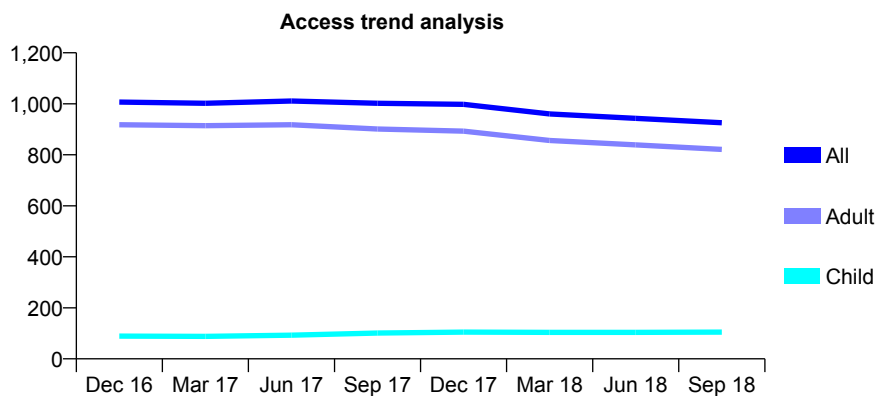
Q62 - Vital Signs At a Glance Contract Report for 567329/0002 - September 2018

Name or company name	MR WH LEE
Contract type name	GDS Contract
Purpose of contract	General
Contract start date	04/04/2007
Contract end date	

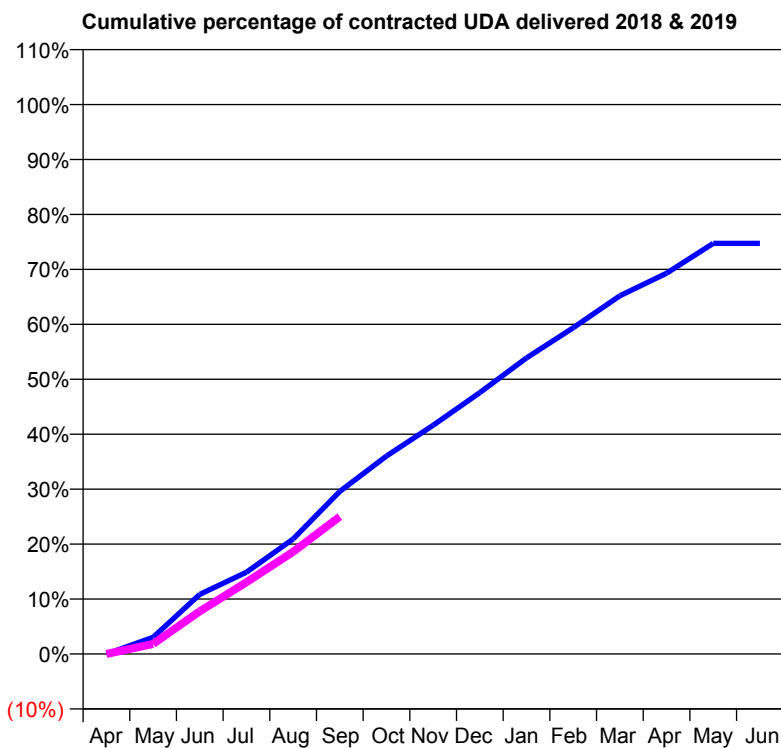
18/19 Contracted general activity (UDA)	5,024
Carry forward general activity (UDA)	0
18/19 Contracted orthodontic activity (UOA)	0
Carry forward orthodontic activity (UOA)	0
Baseline contract value	£132,356.95

ACCESS*

Patients seen in 24 months	Total	Change since previous quarter
Quarter ending September 2017	1,002	
Quarter ending December 2017	998	→
Quarter ending March 2018	960	↓
Quarter ending June 2018	943	↓
Quarter ending September 2018	926	↓
Variance since September 2017	(7.6%)	↓



ACTIVITY



Adjusted Scheduled Activity (UDA)		
Month	2018	2019
April	0	0
May	153	92
June	546	391
July	748	656
August	1,052	934
September	1,486	1,257
October	1,810	
November	2,092	
December	2,390	
January	2,707	
February	2,983	
March	3,275	
April	3,481	
May	3,754	
June	3,754	

QUALITY

	Quantity	Base Number	Contract	AT	Region	England
% of FP17s for the same patient ID Re-attending within 3 months - Children	1	25	4.0%	9.9%	11.5%	11.6%
% of FP17s for the same patient ID Re-attending within 3 months - Adults	15	302	5.0%	15.6%	16.5%	15.5%
% of FP17s for the same patient ID Re-attending between 3 & 9 months - Children	4	25	16.0%	48.4%	48.5%	58.8%
% of FP17s for the same patient ID Re-attending between 3 & 9 months - Adults	65	302	21.5%	38.4%	39.1%	51.1%
% of FP17s for Band 1 Urgent Courses	14	251	5.6%	11.0%	10.6%	9.0%
% of FP17s Relating to Free Repair or Replacements	0	251	0.0%	0.5%	0.5%	0.8%
% of FP17s Relating to Continuations	3	251	1.2%	0.5%	0.7%	0.9%
% of Patients satisfied with the dentistry they have received	0	0	N/A	89.0%	90.5%	93.3%
% of Patients satisfied with the time they had to wait for an appointment	0	0	N/A	85.3%	85.1%	88.9%

* This is based on patients treated on this contract for their most recent course of treatment. Figures in italics indicate the base number of FP17s or Patient Questionnaire responses are less than 100. N/A is shown where the base number of responses is less than 10 during the period. % is calculated as Quantity/Base number*100

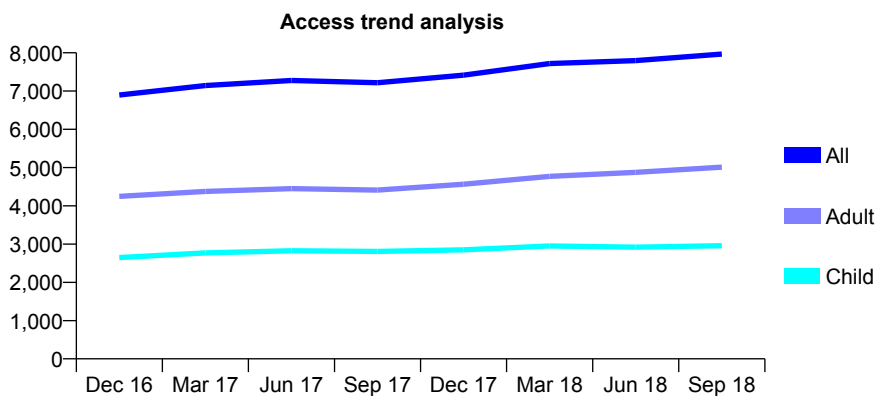
Q62 - Vital Signs At a Glance Contract Report for 568821/0001 - September 2018

Name or company name	MR BK VEKARIA
Contract type name	GDS Contract
Purpose of contract	General
Contract start date	01/04/2006
Contract end date	

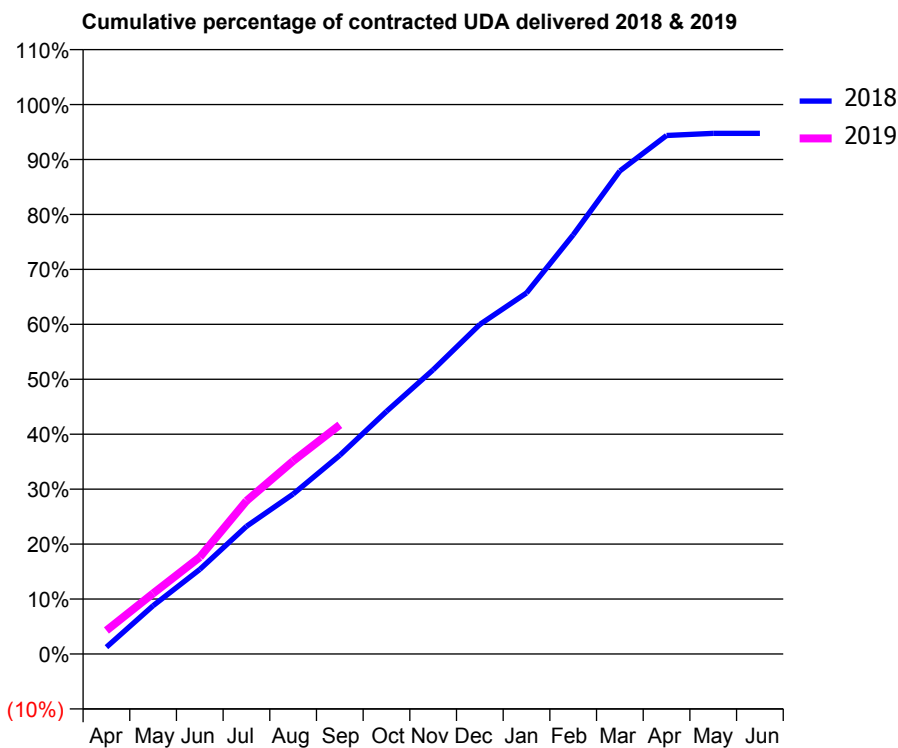
18/19 Contracted general activity (UDA)	25,725
Carry forward general activity (UDA)	0
18/19 Contracted orthodontic activity (UOA)	0
Carry forward orthodontic activity (UOA)	0
Baseline contract value	£892,872.91

ACCESS*

Patients seen in 24 months	Total	Change since previous quarter
Quarter ending September 2017	7,219	
Quarter ending December 2017	7,416	↑
Quarter ending March 2018	7,721	↑
Quarter ending June 2018	7,795	→
Quarter ending September 2018	7,968	↑
Variance since September 2017	10.4%	↑



ACTIVITY



Month	2018	2019
April	324	1,102
May	2,265	2,836
June	3,960	4,538
July	5,980	7,170
August	7,487	9,036
September	9,304	10,728
October	11,359	
November	13,307	
December	15,432	
January	16,904	
February	19,621	
March	22,613	
April	24,276	
May	24,377	
June	24,375	

QUALITY

	Quantity	Base Number	Contract	AT	Region	England
% of FP17s for the same patient ID Re-attending within 3 months - Children	148	1,613	9.2%	9.9%	11.5%	11.6%
% of FP17s for the same patient ID Re-attending within 3 months - Adults	401	2,635	15.2%	15.6%	16.5%	15.5%
% of FP17s for the same patient ID Re-attending between 3 & 9 months - Children	517	1,613	32.1%	48.4%	48.5%	58.8%
% of FP17s for the same patient ID Re-attending between 3 & 9 months - Adults	790	2,635	30.0%	38.4%	39.1%	51.1%
% of FP17s for Band 1 Urgent Courses	575	3,855	14.9%	11.0%	10.6%	9.0%
% of FP17s Relating to Free Repair or Replacements	13	3,855	0.3%	0.5%	0.5%	0.8%
% of FP17s Relating to Continuations	5	3,855	0.1%	0.5%	0.7%	0.9%
% of Patients satisfied with the dentistry they have received	2	2	N/A	89.0%	90.5%	93.3%
% of Patients satisfied with the time they had to wait for an appointment	1	2	N/A	85.3%	85.1%	88.9%

* This is based on patients treated on this contract for their most recent course of treatment. Figures in italics indicate the base number of FP17s or Patient Questionnaire responses are less than 100. N/A is shown where the base number of responses is less than 10 during the period. % is calculated as Quantity/Base number*100

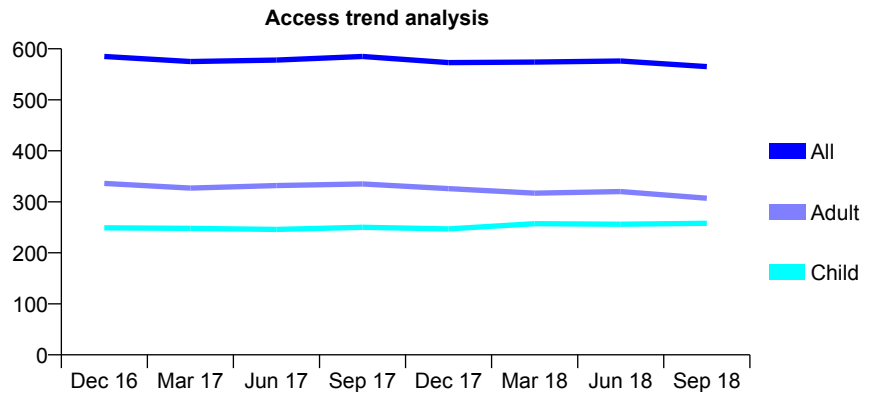
Q62 - Vital Signs At a Glance Contract Report for 570559/0001 - September 2018

Name or company name	MR Q MANJI
Contract type name	GDS Contract
Purpose of contract	General
Contract start date	01/04/2006
Contract end date	

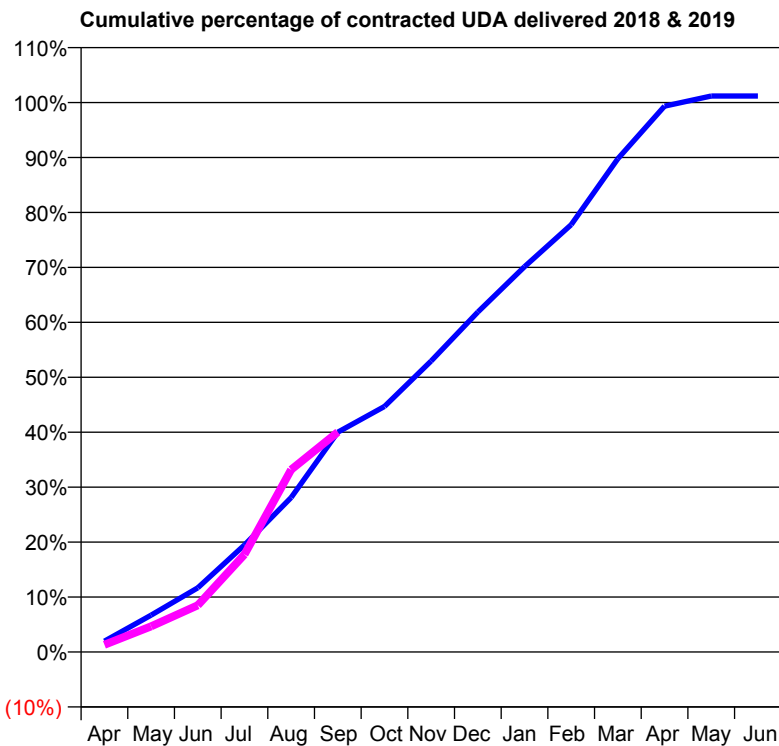
18/19 Contracted general activity (UDA)	1,521
Carry forward general activity (UDA)	-18
18/19 Contracted orthodontic activity (UOA)	0
Carry forward orthodontic activity (UOA)	0
Baseline contract value	£61,963.33

ACCESS*

Patients seen in 24 months	Total	Change since previous quarter
Quarter ending September 2017	585	
Quarter ending December 2017	573	↓
Quarter ending March 2018	574	→
Quarter ending June 2018	576	→
Quarter ending September 2018	565	↓
Variance since September 2017	(3.4%)	↓



ACTIVITY



Adjusted Scheduled Activity (UDA)		
Month	2018	2019
April	30	20
May	102	71
June	178	129
July	296	270
August	428	505
September	608	609
October	680	
November	805	
December	941	
January	1,066	
February	1,183	
March	1,366	
April	1,511	
May	1,539	
June	1,539	

QUALITY

	Quantity	Base Number	Contract	AT	Region	England
% of FP17s for the same patient ID Re-attending within 3 months - Children	0	113	0.0%	9.9%	11.5%	11.6%
% of FP17s for the same patient ID Re-attending within 3 months - Adults	10	141	7.1%	15.6%	16.5%	15.5%
% of FP17s for the same patient ID Re-attending between 3 & 9 months - Children	45	113	39.8%	48.4%	48.5%	58.8%
% of FP17s for the same patient ID Re-attending between 3 & 9 months - Adults	54	141	38.3%	38.4%	39.1%	51.1%
% of FP17s for Band 1 Urgent Courses	9	217	4.1%	11.0%	10.6%	9.0%
% of FP17s Relating to Free Repair or Replacements	0	217	0.0%	0.5%	0.5%	0.8%
% of FP17s Relating to Continuations	0	217	0.0%	0.5%	0.7%	0.9%
% of Patients satisfied with the dentistry they have received	0	0	N/A	89.0%	90.5%	93.3%
% of Patients satisfied with the time they had to wait for an appointment	0	0	N/A	85.3%	85.1%	88.9%

* This is based on patients treated on this contract for their most recent course of treatment. Figures in italics indicate the base number of FP17s or Patient Questionnaire responses are less than 100. N/A is shown where the base number of responses is less than 10 during the period. % is calculated as Quantity/Base number*100

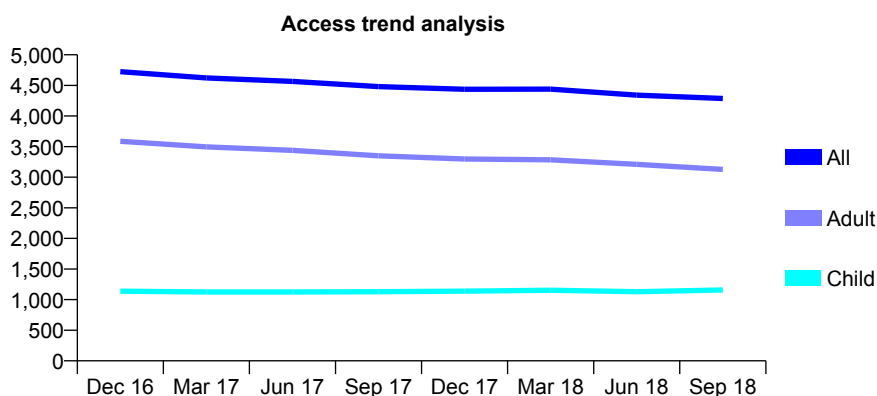
Q62 - Vital Signs At a Glance Contract Report for 571636/0001 - September 2018

Name or company name	MRS N SACOOR
Contract type name	GDS Contract
Purpose of contract	General
Contract start date	01/04/2006
Contract end date	

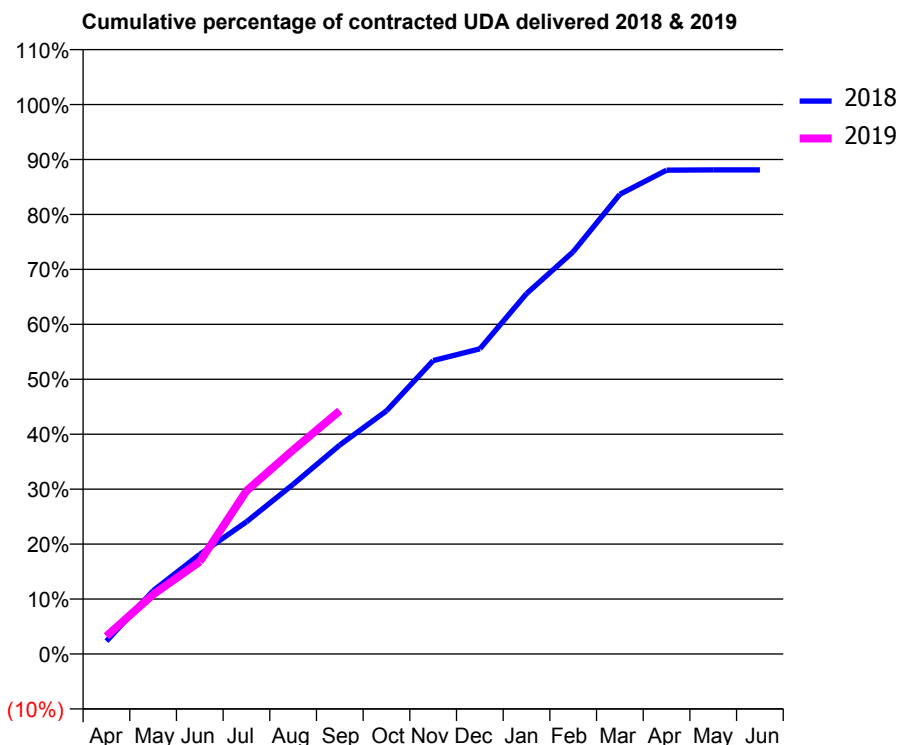
18/19 Contracted general activity (UDA)	14,033
Carry forward general activity (UDA)	114
18/19 Contracted orthodontic activity (UOA)	0
Carry forward orthodontic activity (UOA)	0
Baseline contract value	£388,826.13

ACCESS*

Patients seen in 24 months	Total	Change since previous quarter
Quarter ending September 2017	4,480	
Quarter ending December 2017	4,436	→
Quarter ending March 2018	4,438	→
Quarter ending June 2018	4,340	↓
Quarter ending September 2018	4,286	↓
Variance since September 2017	(4.3%)	↓



ACTIVITY



Month	Adjusted Scheduled Activity (UDA)	
	2018	2019
April	329	453
May	1,616	1,521
June	2,546	2,359
July	3,378	4,167
August	4,335	5,213
September	5,338	6,212
October	6,209	
November	7,495	
December	7,795	
January	9,203	
February	10,272	
March	11,741	
April	12,357	
May	12,363	
June	12,364	

QUALITY

	Quantity	Base Number	Contract	AT	Region	England
% of FP17s for the same patient ID Re-attending within 3 months - Children	42	744	5.6%	9.9%	11.5%	11.6%
% of FP17s for the same patient ID Re-attending within 3 months - Adults	249	1,682	14.8%	15.6%	16.5%	15.5%
% of FP17s for the same patient ID Re-attending between 3 & 9 months - Children	341	744	45.8%	48.4%	48.5%	58.8%
% of FP17s for the same patient ID Re-attending between 3 & 9 months - Adults	677	1,682	40.2%	38.4%	39.1%	51.1%
% of FP17s for Band 1 Urgent Courses	163	2,219	7.3%	11.0%	10.6%	9.0%
% of FP17s Relating to Free Repair or Replacements	6	2,219	0.3%	0.5%	0.5%	0.8%
% of FP17s Relating to Continuations	39	2,219	1.8%	0.5%	0.7%	0.9%
% of Patients satisfied with the dentistry they have received	1	2	N/A	89.0%	90.5%	93.3%
% of Patients satisfied with the time they had to wait for an appointment	2	2	N/A	85.3%	85.1%	88.9%

* This is based on patients treated on this contract for their most recent course of treatment. Figures in italics indicate the base number of FP17s or Patient Questionnaire responses are less than 100. N/A is shown where the base number of responses is less than 10 during the period. % is calculated as Quantity/Base number*100

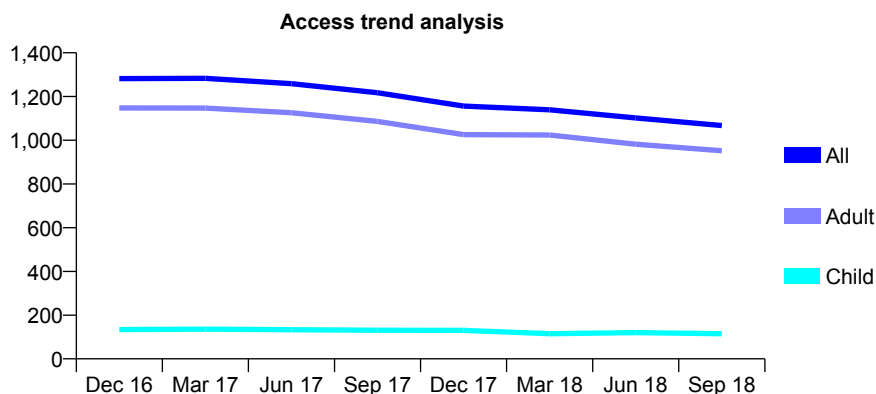
Q62 - Vital Signs At a Glance Contract Report for 572802/0001 - September 2018

Name or company name	MR JU SHAH
Contract type name	GDS Contract
Purpose of contract	General
Contract start date	01/04/2006
Contract end date	

18/19 Contracted general activity (UDA)	5,669
Carry forward general activity (UDA)	166
18/19 Contracted orthodontic activity (UOA)	0
Carry forward orthodontic activity (UOA)	0
Baseline contract value	£167,954.38

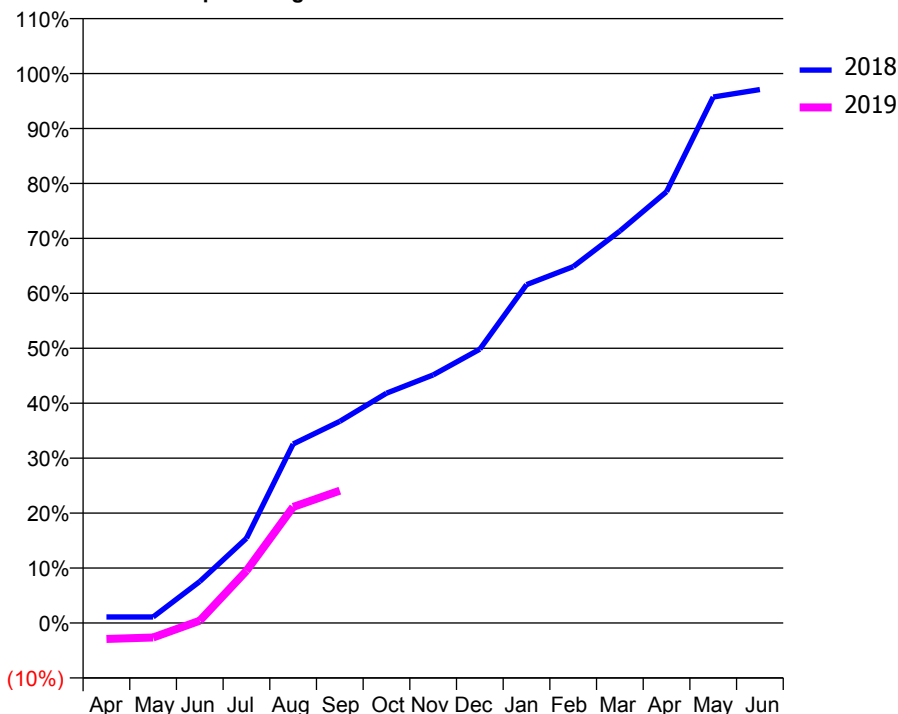
ACCESS*

Patients seen in 24 months	Total	Change since previous quarter
Quarter ending September 2017	1,217	
Quarter ending December 2017	1,156	↓
Quarter ending March 2018	1,139	↓
Quarter ending June 2018	1,102	↓
Quarter ending September 2018	1,067	↓
Variance since September 2017	(12.3%)	↓



ACTIVITY

Cumulative percentage of contracted UDA delivered 2018 & 2019



Adjusted Scheduled Activity (UDA)

Month	2018	2019
April	62	-166
May	62	-151
June	428	24
July	874	539
August	1,847	1,197
September	2,080	1,366
October	2,370	
November	2,560	
December	2,826	
January	3,490	
February	3,676	
March	4,044	
April	4,450	
May	5,426	
June	5,503	

QUALITY

	Quantity	Base Number	Contract	AT	Region	England
% of FP17s for the same patient ID Re-attending within 3 months - Children	6	55	10.9%	9.9%	11.5%	11.6%
% of FP17s for the same patient ID Re-attending within 3 months - Adults	100	573	17.5%	15.6%	16.5%	15.5%
% of FP17s for the same patient ID Re-attending between 3 & 9 months - Children	20	55	36.4%	48.4%	48.5%	58.8%
% of FP17s for the same patient ID Re-attending between 3 & 9 months - Adults	232	573	40.5%	38.4%	39.1%	51.1%
% of FP17s for Band 1 Urgent Courses	23	378	6.1%	11.0%	10.6%	9.0%
% of FP17s Relating to Free Repair or Replacements	12	378	3.2%	0.5%	0.5%	0.8%
% of FP17s Relating to Continuations	3	378	0.8%	0.5%	0.7%	0.9%
% of Patients satisfied with the dentistry they have received	0	1	N/A	89.0%	90.5%	93.3%
% of Patients satisfied with the time they had to wait for an appointment	0	1	N/A	85.3%	85.1%	88.9%

* This is based on patients treated on this contract for their most recent course of treatment. Figures in italics indicate the base number of FP17s or Patient Questionnaire responses are less than 100. N/A is shown where the base number of responses is less than 10 during the period. % is calculated as Quantity/Base number*100

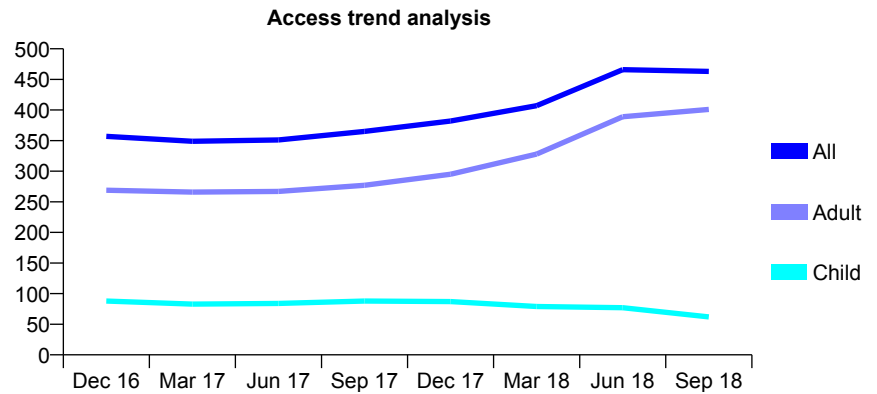
Q62 - Vital Signs At a Glance Contract Report for 572888/0002 - September 2018

Name or company name	Mr Shahin Attariani
Contract type name	GDS Contract
Purpose of contract	General
Contract start date	01/04/2006
Contract end date	

18/19 Contracted general activity (UDA)	997
Carry forward general activity (UDA)	-20
18/19 Contracted orthodontic activity (UOA)	0
Carry forward orthodontic activity (UOA)	0
Baseline contract value	£24,904.11

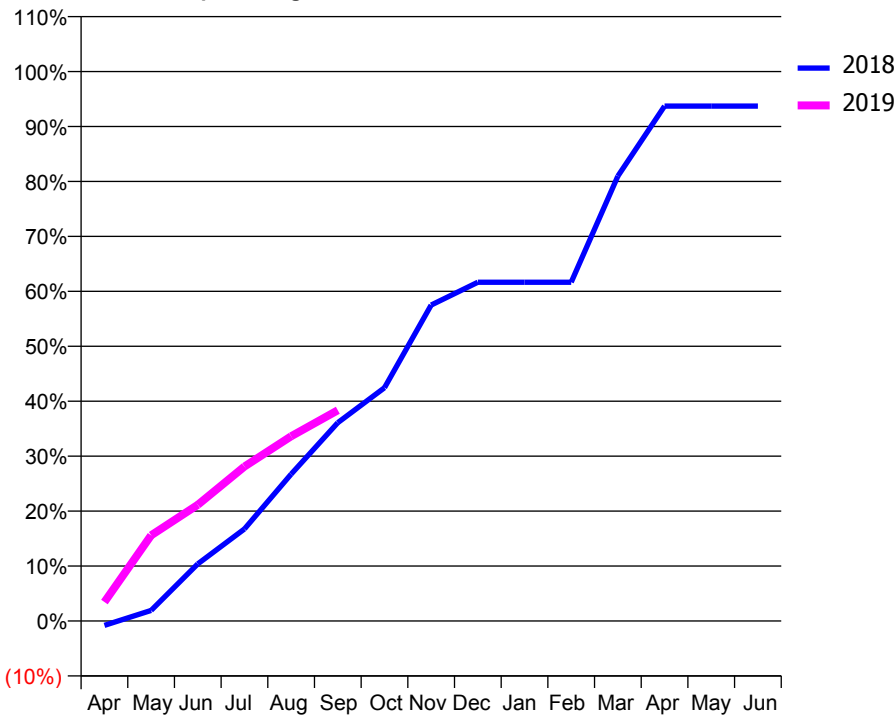
ACCESS*

Patients seen in 24 months	Total	Change since previous quarter
Quarter ending September 2017	365	
Quarter ending December 2017	382	↑
Quarter ending March 2018	407	↑
Quarter ending June 2018	466	↑
Quarter ending September 2018	463	→
Variance since September 2017	26.8%	↑



ACTIVITY

Cumulative percentage of contracted UDA delivered 2018 & 2019



Month	2018	2019
April	-8	34
May	19	155
June	104	211
July	167	280
August	266	335
September	360	382
October	423	
November	573	
December	615	
January	615	
February	615	
March	807	
April	934	
May	934	
June	934	

QUALITY

	Quantity	Base Number	Contract	AT	Region	England
% of FP17s for the same patient ID Re-attending within 3 months - Children	0	14	0.0%	9.9%	11.5%	11.6%
% of FP17s for the same patient ID Re-attending within 3 months - Adults	4	191	2.1%	15.6%	16.5%	15.5%
% of FP17s for the same patient ID Re-attending between 3 & 9 months - Children	2	14	14.3%	48.4%	48.5%	58.8%
% of FP17s for the same patient ID Re-attending between 3 & 9 months - Adults	17	191	8.9%	38.4%	39.1%	51.1%
% of FP17s for Band 1 Urgent Courses	7	169	4.1%	11.0%	10.6%	9.0%
% of FP17s Relating to Free Repair or Replacements	0	169	0.0%	0.5%	0.5%	0.8%
% of FP17s Relating to Continuations	0	169	0.0%	0.5%	0.7%	0.9%
% of Patients satisfied with the dentistry they have received	1	1	N/A	89.0%	90.5%	93.3%
% of Patients satisfied with the time they had to wait for an appointment	1	1	N/A	85.3%	85.1%	88.9%

* This is based on patients treated on this contract for their most recent course of treatment. Figures in italics indicate the base number of FP17s or Patient Questionnaire responses are less than 100. N/A is shown where the base number of responses is less than 10 during the period. % is calculated as Quantity/Base number*100

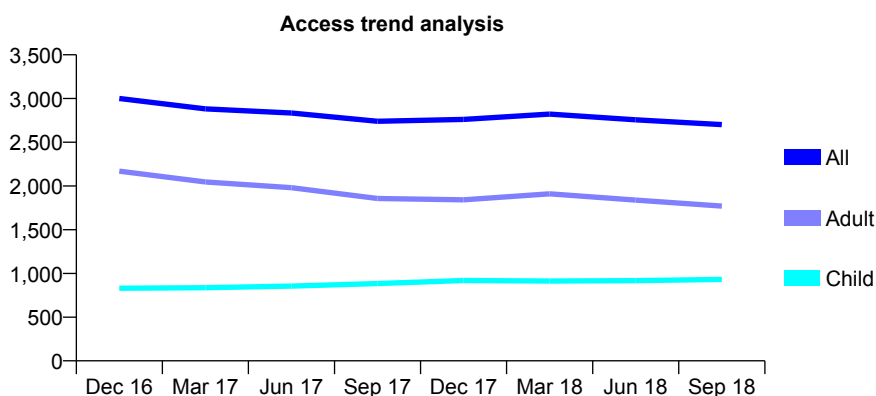
Q62 - Vital Signs At a Glance Contract Report for 573051/0001 - September 2018

Name or company name	MR R MAJITHIA
Contract type name	GDS Contract
Purpose of contract	General
Contract start date	01/04/2006
Contract end date	

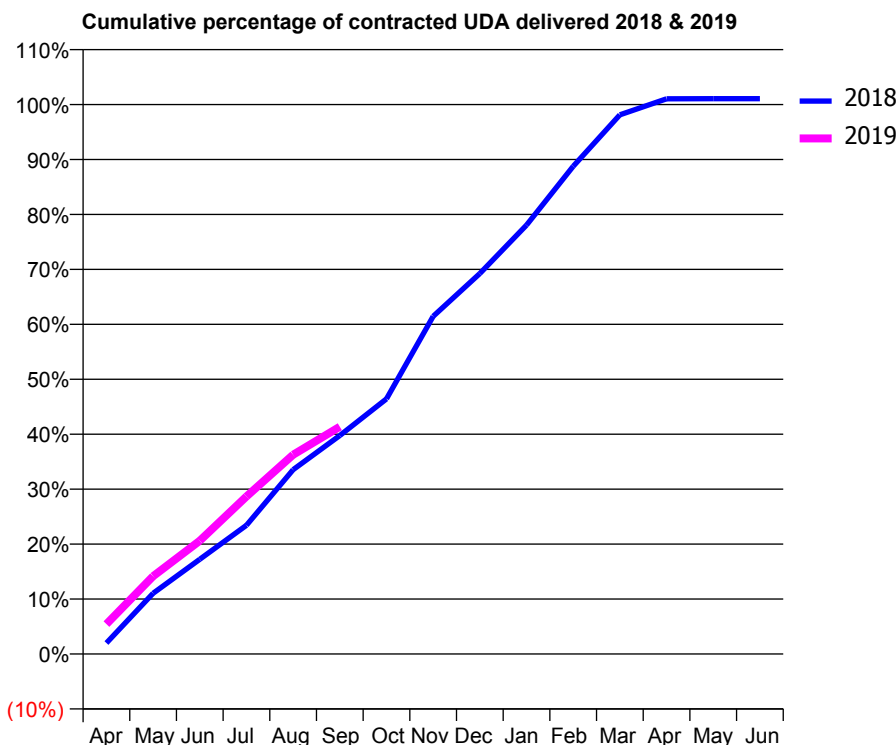
18/19 Contracted general activity (UDA)	6,745
Carry forward general activity (UDA)	-72
18/19 Contracted orthodontic activity (UOA)	0
Carry forward orthodontic activity (UOA)	0
Baseline contract value	£166,221.26

ACCESS*

Patients seen in 24 months	Total	Change since previous quarter
Quarter ending September 2017	2,740	
Quarter ending December 2017	2,761	→
Quarter ending March 2018	2,822	↑
Quarter ending June 2018	2,756	↓
Quarter ending September 2018	2,701	↓
Variance since September 2017	(1.4%)	↓



ACTIVITY



Adjusted Scheduled Activity (UDA)		
Month	2018	2019
April	135	368
May	745	954
June	1,163	1,390
July	1,581	1,934
August	2,263	2,447
September	2,682	2,790
October	3,132	
November	4,145	
December	4,670	
January	5,265	
February	5,987	
March	6,619	
April	6,815	
May	6,817	
June	6,817	

QUALITY

	Quantity	Base Number	Contract	AT	Region	England
% of FP17s for the same patient ID Re-attending within 3 months - Children	38	508	7.5%	9.9%	11.5%	11.6%
% of FP17s for the same patient ID Re-attending within 3 months - Adults	118	753	15.7%	15.6%	16.5%	15.5%
% of FP17s for the same patient ID Re-attending between 3 & 9 months - Children	202	508	39.8%	48.4%	48.5%	58.8%
% of FP17s for the same patient ID Re-attending between 3 & 9 months - Adults	231	753	30.7%	38.4%	39.1%	51.1%
% of FP17s for Band 1 Urgent Courses	105	1,179	8.9%	11.0%	10.6%	9.0%
% of FP17s Relating to Free Repair or Replacements	7	1,179	0.6%	0.5%	0.5%	0.8%
% of FP17s Relating to Continuations	4	1,179	0.3%	0.5%	0.7%	0.9%
% of Patients satisfied with the dentistry they have received	1	1	N/A	89.0%	90.5%	93.3%
% of Patients satisfied with the time they had to wait for an appointment	1	1	N/A	85.3%	85.1%	88.9%

* This is based on patients treated on this contract for their most recent course of treatment. Figures in italics indicate the base number of FP17s or Patient Questionnaire responses are less than 100. N/A is shown where the base number of responses is less than 10 during the period. % is calculated as Quantity/Base number*100

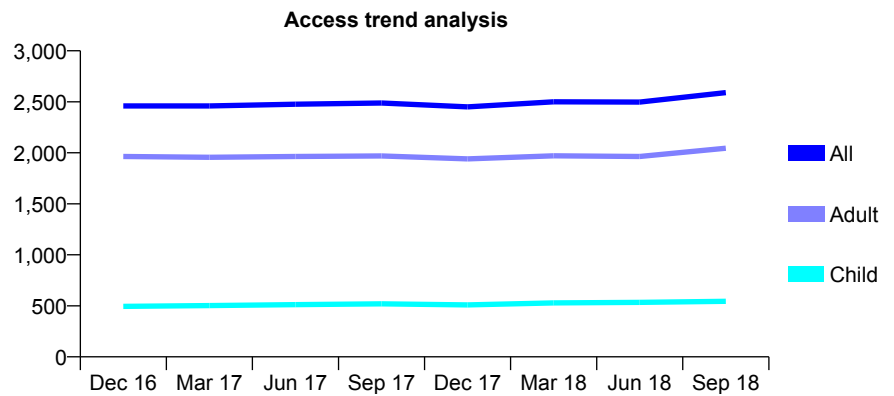
Q62 - Vital Signs At a Glance Contract Report for 574538/0001 - September 2018

Name or company name	MR HM PATEL
Contract type name	GDS Contract
Purpose of contract	General
Contract start date	01/04/2006
Contract end date	

18/19 Contracted general activity (UDA)	6,092
Carry forward general activity (UDA)	-16
18/19 Contracted orthodontic activity (UOA)	0
Carry forward orthodontic activity (UOA)	0
Baseline contract value	£184,447.76

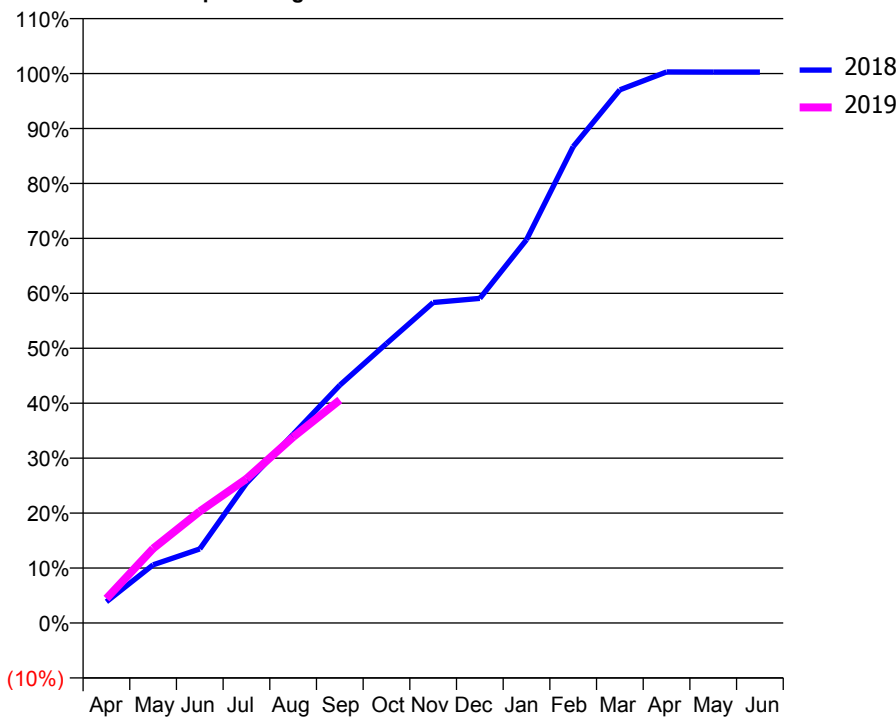
ACCESS*

Patients seen in 24 months	Total	Change since previous quarter
Quarter ending September 2017	2,488	
Quarter ending December 2017	2,450	↓
Quarter ending March 2018	2,500	↑
Quarter ending June 2018	2,498	→
Quarter ending September 2018	2,590	↑
Variance since September 2017	4.1%	↑



ACTIVITY

Cumulative percentage of contracted UDA delivered 2018 & 2019



Month	Adjusted Scheduled Activity (UDA)	
	2018	2019
April	236	272
May	645	826
June	821	1,238
July	1,550	1,599
August	2,093	2,061
September	2,636	2,473
October	3,097	
November	3,553	
December	3,600	
January	4,249	
February	5,282	
March	5,911	
April	6,109	
May	6,108	
June	6,108	

QUALITY

	Quantity	Base Number	Contract	AT	Region	England
% of FP17s for the same patient ID Re-attending within 3 months - Children	48	400	12.0%	9.9%	11.5%	11.6%
% of FP17s for the same patient ID Re-attending within 3 months - Adults	190	1,319	14.4%	15.6%	16.5%	15.5%
% of FP17s for the same patient ID Re-attending between 3 & 9 months - Children	214	400	53.5%	48.4%	48.5%	58.8%
% of FP17s for the same patient ID Re-attending between 3 & 9 months - Adults	557	1,319	42.2%	38.4%	39.1%	51.1%
% of FP17s for Band 1 Urgent Courses	178	1,325	13.4%	11.0%	10.6%	9.0%
% of FP17s Relating to Free Repair or Replacements	7	1,325	0.5%	0.5%	0.5%	0.8%
% of FP17s Relating to Continuations	5	1,325	0.4%	0.5%	0.7%	0.9%
% of Patients satisfied with the dentistry they have received	1	1	N/A	89.0%	90.5%	93.3%
% of Patients satisfied with the time they had to wait for an appointment	1	1	N/A	85.3%	85.1%	88.9%

* This is based on patients treated on this contract for their most recent course of treatment. Figures in italics indicate the base number of FP17s or Patient Questionnaire responses are less than 100. N/A is shown where the base number of responses is less than 10 during the period. % is calculated as Quantity/Base number*100

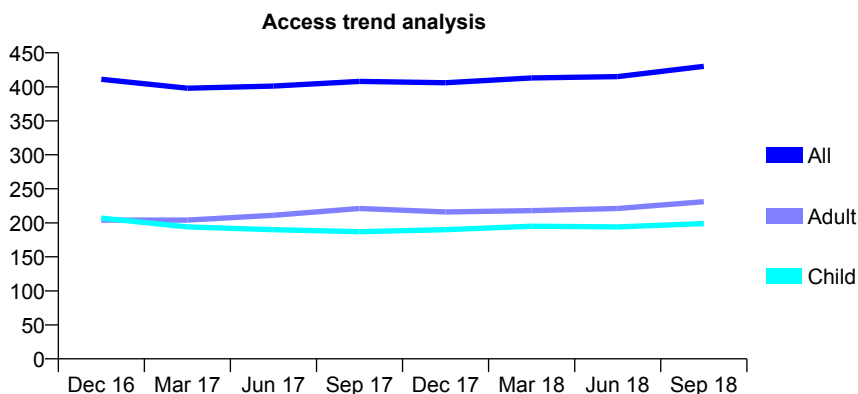
Q62 - Vital Signs At a Glance Contract Report for 575674/0001 - September 2018

Name or company name	MR K MEHTA
Contract type name	GDS Contract
Purpose of contract	General
Contract start date	01/04/2006
Contract end date	

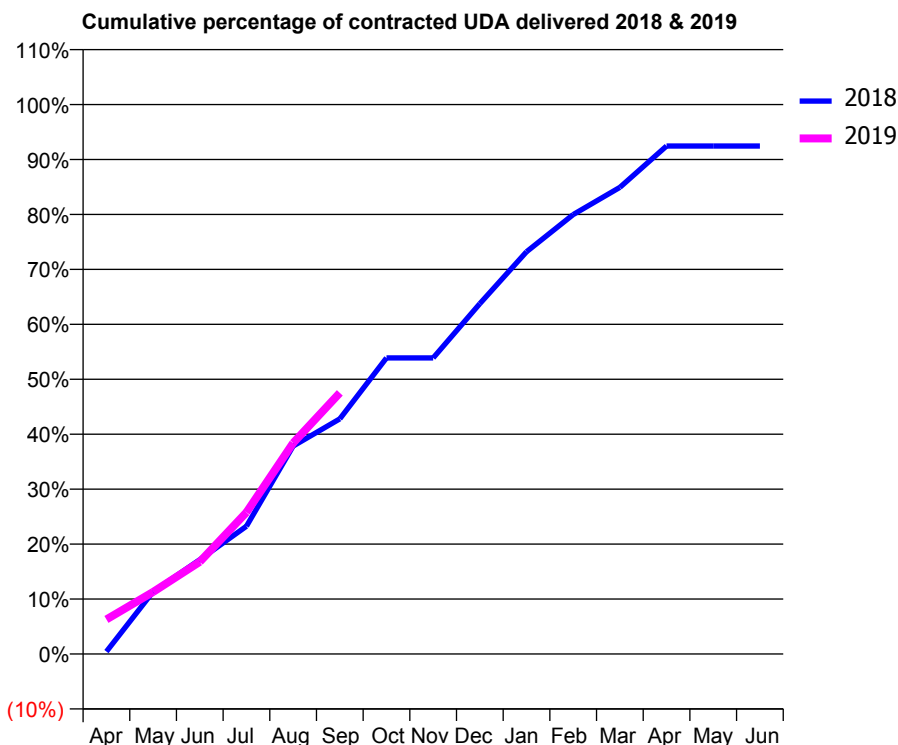
18/19 Contracted general activity (UDA)	875
Carry forward general activity (UDA)	0
18/19 Contracted orthodontic activity (UOA)	0
Carry forward orthodontic activity (UOA)	0
Baseline contract value	£20,037.17

ACCESS*

Patients seen in 24 months	Total	Change since previous quarter
Quarter ending September 2017	408	
Quarter ending December 2017	406	→
Quarter ending March 2018	413	→
Quarter ending June 2018	415	→
Quarter ending September 2018	430	↑
Variance since September 2017	5.4%	↑



ACTIVITY



Adjusted Scheduled Activity (UDA)		
Month	2018	2019
April	4	55
May	99	99
June	150	147
July	204	226
August	331	336
September	374	416
October	471	
November	471	
December	558	
January	641	
February	700	
March	743	
April	809	
May	809	
June	809	

QUALITY

	Quantity	Base Number	Contract	AT	Region	England
% of FP17s for the same patient ID Re-attending within 3 months - Children	5	164	3.0%	9.9%	11.5%	11.6%
% of FP17s for the same patient ID Re-attending within 3 months - Adults	7	150	4.7%	15.6%	16.5%	15.5%
% of FP17s for the same patient ID Re-attending between 3 & 9 months - Children	102	164	62.2%	48.4%	48.5%	58.8%
% of FP17s for the same patient ID Re-attending between 3 & 9 months - Adults	78	150	52.0%	38.4%	39.1%	51.1%
% of FP17s for Band 1 Urgent Courses	14	273	5.1%	11.0%	10.6%	9.0%
% of FP17s Relating to Free Repair or Replacements	0	273	0.0%	0.5%	0.5%	0.8%
% of FP17s Relating to Continuations	0	273	0.0%	0.5%	0.7%	0.9%
% of Patients satisfied with the dentistry they have received	0	0	N/A	89.0%	90.5%	93.3%
% of Patients satisfied with the time they had to wait for an appointment	0	0	N/A	85.3%	85.1%	88.9%

* This is based on patients treated on this contract for their most recent course of treatment. Figures in italics indicate the base number of FP17s or Patient Questionnaire responses are less than 100. N/A is shown where the base number of responses is less than 10 during the period. % is calculated as Quantity/Base number*100

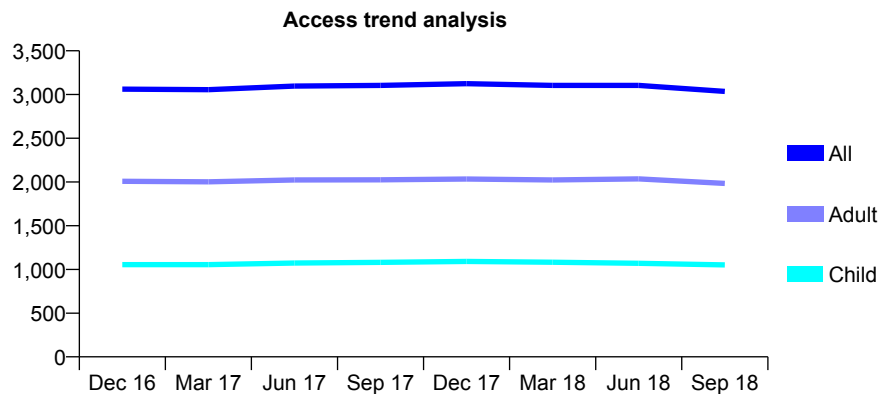
Q62 - Vital Signs At a Glance Contract Report for 576239/0001 - September 2018

Name or company name	MR R RATTAN
Contract type name	GDS Contract
Purpose of contract	General
Contract start date	01/04/2006
Contract end date	

18/19 Contracted general activity (UDA)	9,010
Carry forward general activity (UDA)	-9
18/19 Contracted orthodontic activity (UOA)	0
Carry forward orthodontic activity (UOA)	0
Baseline contract value	£238,481.00

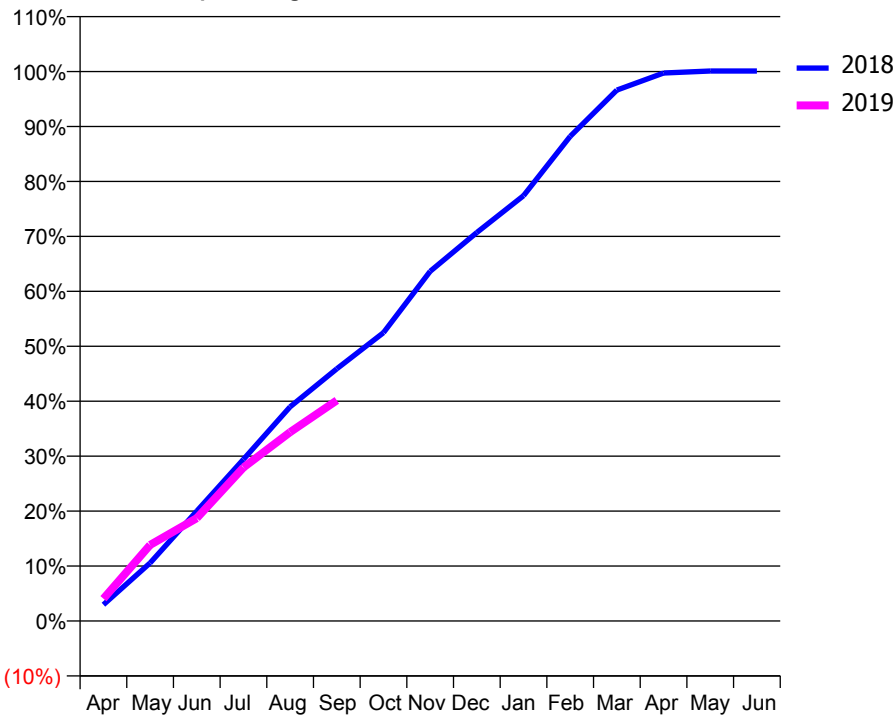
ACCESS*

Patients seen in 24 months	Total	Change since previous quarter
Quarter ending September 2017	3,105	
Quarter ending December 2017	3,124	→
Quarter ending March 2018	3,105	→
Quarter ending June 2018	3,105	→
Quarter ending September 2018	3,036	↓
Variance since September 2017	(2.2%)	↓



ACTIVITY

Cumulative percentage of contracted UDA delivered 2018 & 2019



Month	Adjusted Scheduled Activity (UDA)	
	2018	2019
April	268	367
May	953	1,248
June	1,804	1,687
July	2,651	2,518
August	3,513	3,098
September	4,135	3,616
October	4,728	
November	5,733	
December	6,370	
January	6,974	
February	7,946	
March	8,706	
April	8,985	
May	9,019	
June	9,019	

QUALITY

	Quantity	Base Number	Contract	AT	Region	England
% of FP17s for the same patient ID Re-attending within 3 months - Children	48	547	8.8%	9.9%	11.5%	11.6%
% of FP17s for the same patient ID Re-attending within 3 months - Adults	209	1,107	18.9%	15.6%	16.5%	15.5%
% of FP17s for the same patient ID Re-attending between 3 & 9 months - Children	296	547	54.1%	48.4%	48.5%	58.8%
% of FP17s for the same patient ID Re-attending between 3 & 9 months - Adults	480	1,107	43.4%	38.4%	39.1%	51.1%
% of FP17s for Band 1 Urgent Courses	277	1,512	18.3%	11.0%	10.6%	9.0%
% of FP17s Relating to Free Repair or Replacements	5	1,512	0.3%	0.5%	0.5%	0.8%
% of FP17s Relating to Continuations	30	1,512	2.0%	0.5%	0.7%	0.9%
% of Patients satisfied with the dentistry they have received	2	3	N/A	89.0%	90.5%	93.3%
% of Patients satisfied with the time they had to wait for an appointment	2	3	N/A	85.3%	85.1%	88.9%

* This is based on patients treated on this contract for their most recent course of treatment. Figures in italics indicate the base number of FP17s or Patient Questionnaire responses are less than 100. N/A is shown where the base number of responses is less than 10 during the period. % is calculated as Quantity/Base number*100

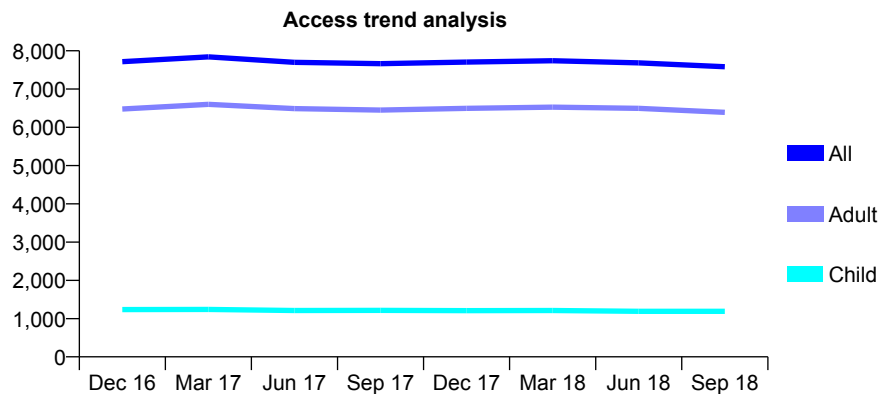
Q62 - Vital Signs At a Glance Contract Report for 577235/0001 - September 2018

Name or company name	MR RL JACK-KEE
Contract type name	GDS Contract
Purpose of contract	General
Contract start date	01/04/2006
Contract end date	

18/19 Contracted general activity (UDA)	29,962
Carry forward general activity (UDA)	-498
18/19 Contracted orthodontic activity (UOA)	0
Carry forward orthodontic activity (UOA)	0
Baseline contract value	£989,741.82

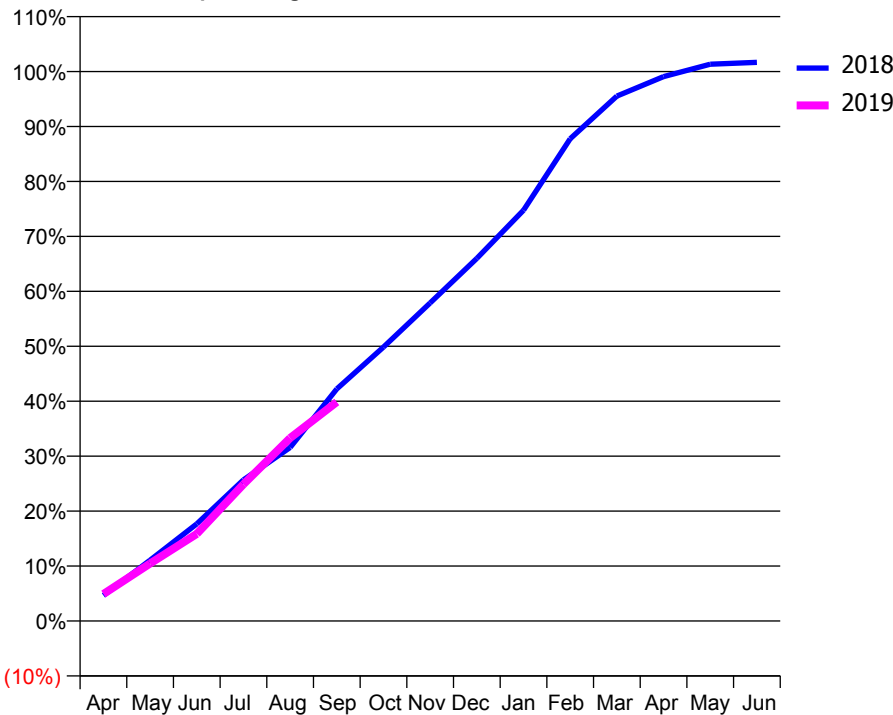
ACCESS*

Patients seen in 24 months	Total	Change since previous quarter
Quarter ending September 2017	7,665	
Quarter ending December 2017	7,704	→
Quarter ending March 2018	7,739	→
Quarter ending June 2018	7,685	→
Quarter ending September 2018	7,585	↓
Variance since September 2017	(1.0%)	↓



ACTIVITY

Cumulative percentage of contracted UDA delivered 2018 & 2019



Month	Adjusted Scheduled Activity (UDA)	
	2018	2019
April	1,395	1,473
May	3,319	3,139
June	5,299	4,754
July	7,699	7,457
August	9,462	9,977
September	12,654	11,946
October	14,939	
November	17,346	
December	19,775	
January	22,397	
February	26,295	
March	28,620	
April	29,686	
May	30,359	
June	30,460	

QUALITY

	Quantity	Base Number	Contract	AT	Region	England
% of FP17s for the same patient ID Re-attending within 3 months - Children	46	691	6.7%	9.9%	11.5%	11.6%
% of FP17s for the same patient ID Re-attending within 3 months - Adults	416	3,291	12.6%	15.6%	16.5%	15.5%
% of FP17s for the same patient ID Re-attending between 3 & 9 months - Children	352	691	50.9%	48.4%	48.5%	58.8%
% of FP17s for the same patient ID Re-attending between 3 & 9 months - Adults	1,313	3,291	39.9%	38.4%	39.1%	51.1%
% of FP17s for Band 1 Urgent Courses	465	3,568	13.0%	11.0%	10.6%	9.0%
% of FP17s Relating to Free Repair or Replacements	9	3,568	0.3%	0.5%	0.5%	0.8%
% of FP17s Relating to Continuations	12	3,568	0.3%	0.5%	0.7%	0.9%
% of Patients satisfied with the dentistry they have received	4	7	N/A	89.0%	90.5%	93.3%
% of Patients satisfied with the time they had to wait for an appointment	6	7	N/A	85.3%	85.1%	88.9%

* This is based on patients treated on this contract for their most recent course of treatment. Figures in italics indicate the base number of FP17s or Patient Questionnaire responses are less than 100. N/A is shown where the base number of responses is less than 10 during the period. % is calculated as Quantity/Base number*100

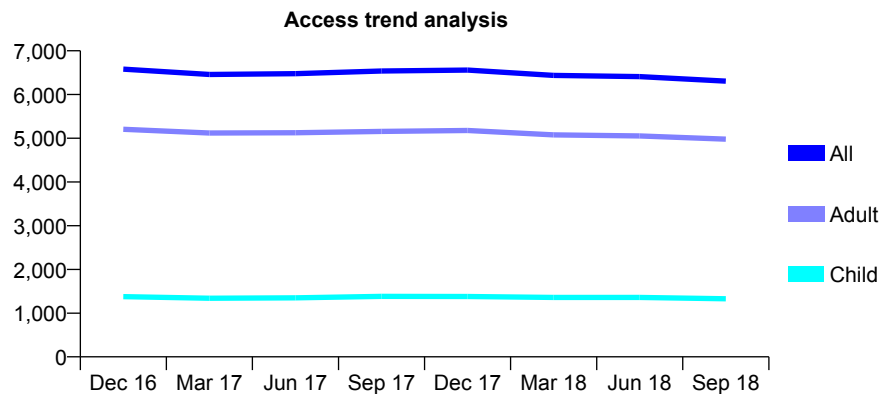
Q62 - Vital Signs At a Glance Contract Report for 578193/0001 - September 2018

Name or company name	MR MN BAIG
Contract type name	GDS Contract
Purpose of contract	General
Contract start date	01/04/2006
Contract end date	

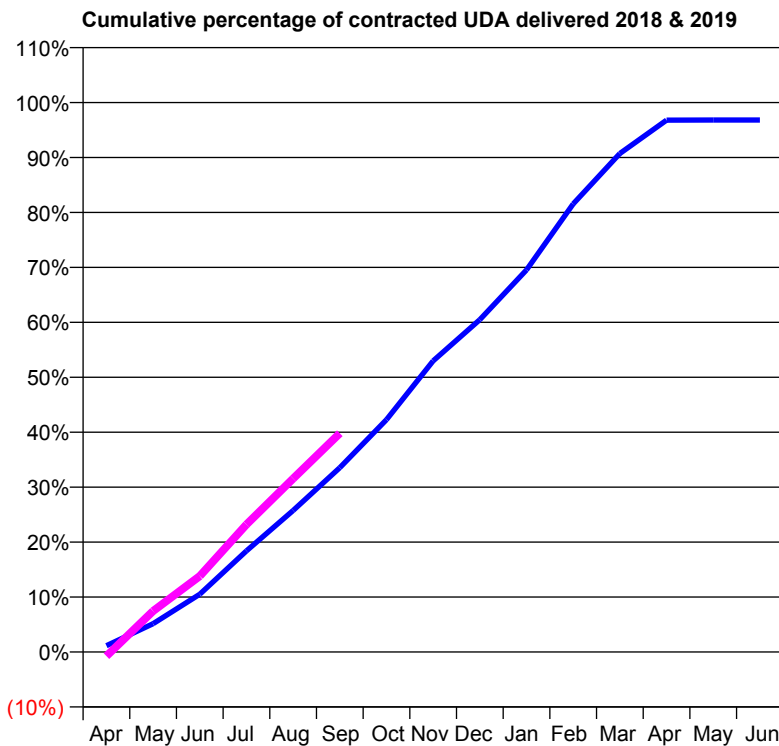
18/19 Contracted general activity (UDA)	17,586
Carry forward general activity (UDA)	916
18/19 Contracted orthodontic activity (UOA)	0
Carry forward orthodontic activity (UOA)	0
Baseline contract value	£467,853.25

ACCESS*

Patients seen in 24 months	Total	Change since previous quarter
Quarter ending September 2017	6,538	
Quarter ending December 2017	6,559	→
Quarter ending March 2018	6,438	↓
Quarter ending June 2018	6,410	→
Quarter ending September 2018	6,306	↓
Variance since September 2017	(3.5%)	↓



ACTIVITY



Month	Adjusted Scheduled Activity (UDA)	
	2018	2019
April	202	-133
May	906	1,311
June	1,850	2,430
July	3,237	4,080
August	4,530	5,551
September	5,900	6,999
October	7,435	
November	9,319	
December	10,638	
January	12,227	
February	14,341	
March	15,953	
April	17,022	
May	17,024	
June	17,025	

QUALITY

	Quantity	Base Number	Contract	AT	Region	England
% of FP17s for the same patient ID Re-attending within 3 months - Children	97	866	11.2%	9.9%	11.5%	11.6%
% of FP17s for the same patient ID Re-attending within 3 months - Adults	418	2,523	16.6%	15.6%	16.5%	15.5%
% of FP17s for the same patient ID Re-attending between 3 & 9 months - Children	347	866	40.1%	48.4%	48.5%	58.8%
% of FP17s for the same patient ID Re-attending between 3 & 9 months - Adults	778	2,523	30.8%	38.4%	39.1%	51.1%
% of FP17s for Band 1 Urgent Courses	367	3,082	11.9%	11.0%	10.6%	9.0%
% of FP17s Relating to Free Repair or Replacements	20	3,082	0.6%	0.5%	0.5%	0.8%
% of FP17s Relating to Continuations	2	3,082	0.1%	0.5%	0.7%	0.9%
% of Patients satisfied with the dentistry they have received	5	5	N/A	89.0%	90.5%	93.3%
% of Patients satisfied with the time they had to wait for an appointment	4	5	N/A	85.3%	85.1%	88.9%

* This is based on patients treated on this contract for their most recent course of treatment. Figures in italics indicate the base number of FP17s or Patient Questionnaire responses are less than 100. N/A is shown where the base number of responses is less than 10 during the period. % is calculated as Quantity/Base number*100

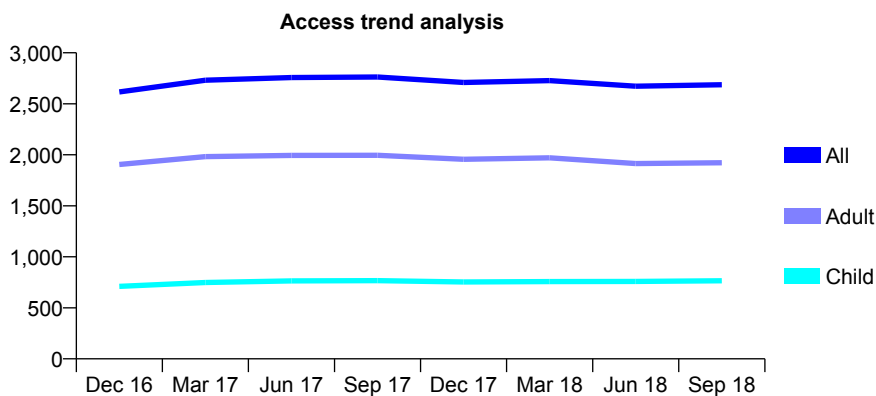
Q62 - Vital Signs At a Glance Contract Report for 602353/0001 - September 2018

Name or company name	MR RK MARWAHA
Contract type name	GDS Contract
Purpose of contract	General
Contract start date	02/02/2015
Contract end date	

18/19 Contracted general activity (UDA)	7,200
Carry forward general activity (UDA)	-57
18/19 Contracted orthodontic activity (UOA)	0
Carry forward orthodontic activity (UOA)	0
Baseline contract value	£210,936.45

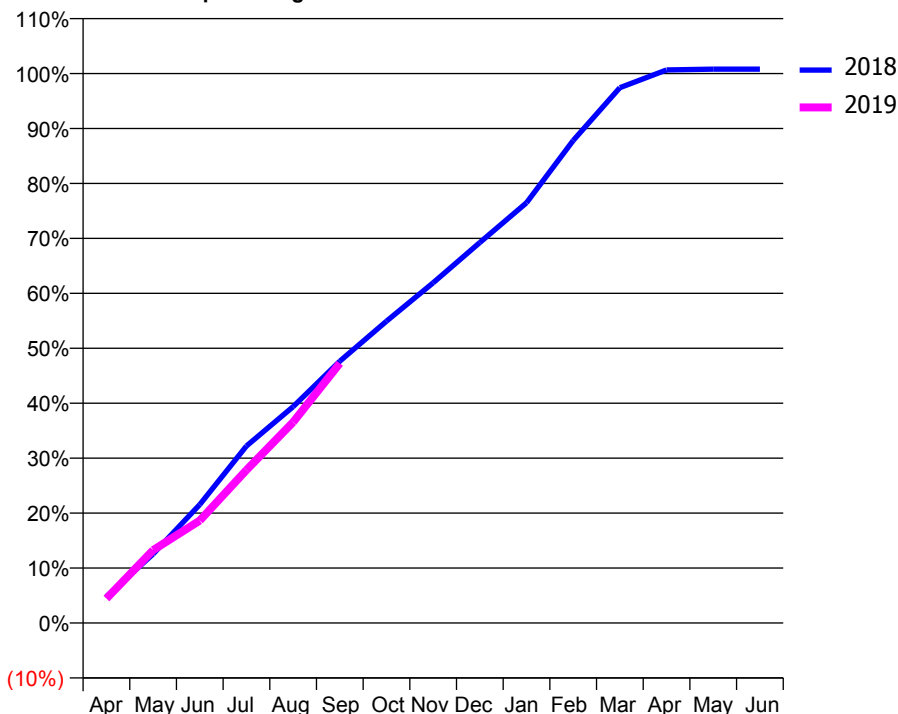
ACCESS*

Patients seen in 24 months	Total	Change since previous quarter
Quarter ending September 2017	2,763	
Quarter ending December 2017	2,709	↓
Quarter ending March 2018	2,728	→
Quarter ending June 2018	2,673	↓
Quarter ending September 2018	2,687	→
Variance since September 2017	(2.8%)	↓



ACTIVITY

Cumulative percentage of contracted UDA delivered 2018 & 2019



Month	Adjusted Scheduled Activity (UDA)	
	2018	2019
April	346	320
May	904	954
June	1,553	1,344
July	2,319	2,006
August	2,835	2,632
September	3,431	3,403
October	3,955	
November	4,459	
December	4,985	
January	5,506	
February	6,323	
March	7,013	
April	7,247	
May	7,257	
June	7,257	

QUALITY

	Quantity	Base Number	Contract	AT	Region	England
% of FP17s for the same patient ID Re-attending within 3 months - Children	30	497	6.0%	9.9%	11.5%	11.6%
% of FP17s for the same patient ID Re-attending within 3 months - Adults	108	935	11.6%	15.6%	16.5%	15.5%
% of FP17s for the same patient ID Re-attending between 3 & 9 months - Children	234	497	47.1%	48.4%	48.5%	58.8%
% of FP17s for the same patient ID Re-attending between 3 & 9 months - Adults	324	935	34.7%	38.4%	39.1%	51.1%
% of FP17s for Band 1 Urgent Courses	133	1,332	10.0%	11.0%	10.6%	9.0%
% of FP17s Relating to Free Repair or Replacements	2	1,332	0.2%	0.5%	0.5%	0.8%
% of FP17s Relating to Continuations	2	1,332	0.2%	0.5%	0.7%	0.9%
% of Patients satisfied with the dentistry they have received	2	3	N/A	89.0%	90.5%	93.3%
% of Patients satisfied with the time they had to wait for an appointment	2	3	N/A	85.3%	85.1%	88.9%

* This is based on patients treated on this contract for their most recent course of treatment. Figures in italics indicate the base number of FP17s or Patient Questionnaire responses are less than 100. N/A is shown where the base number of responses is less than 10 during the period. % is calculated as Quantity/Base number*100

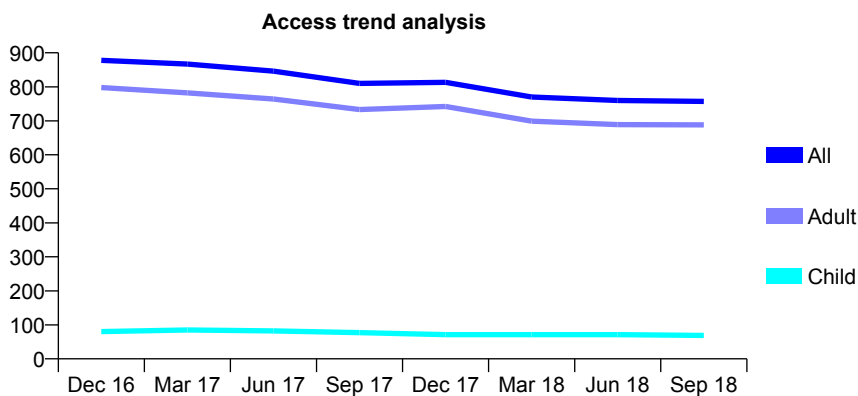
Q62 - Vital Signs At a Glance Contract Report for 613142/0001 - September 2018

Name or company name	MRS S BAHL
Contract type name	GDS Contract
Purpose of contract	General
Contract start date	01/10/2012
Contract end date	

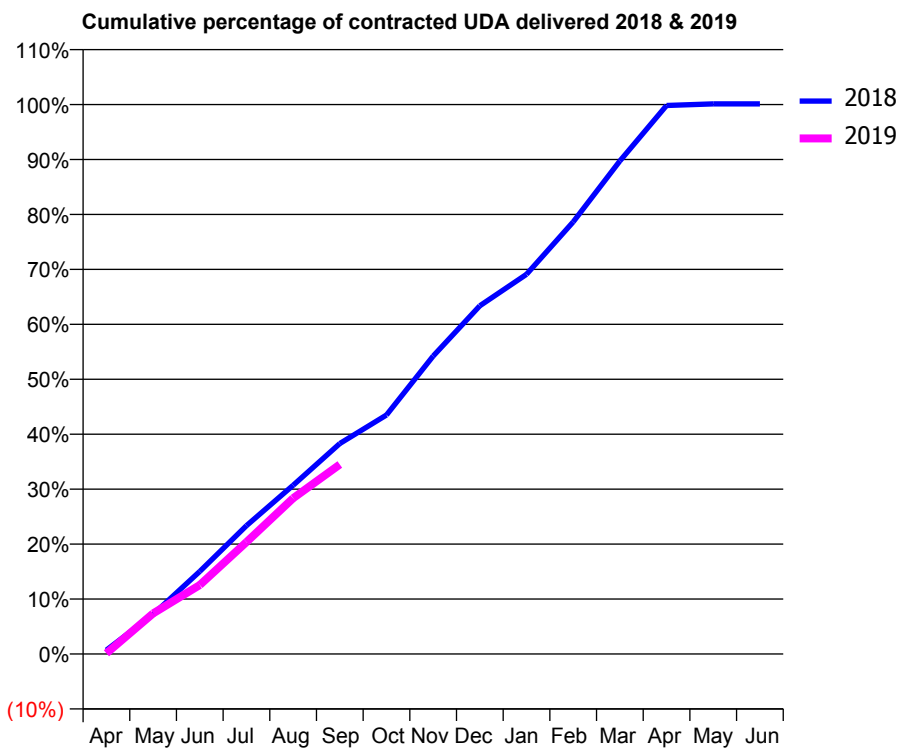
18/19 Contracted general activity (UDA)	3,925
Carry forward general activity (UDA)	-5
18/19 Contracted orthodontic activity (UOA)	0
Carry forward orthodontic activity (UOA)	0
Baseline contract value	£107,975.88

ACCESS*

Patients seen in 24 months	Total	Change since previous quarter
Quarter ending September 2017	810	
Quarter ending December 2017	813	→
Quarter ending March 2018	770	↓
Quarter ending June 2018	760	↓
Quarter ending September 2018	757	→
Variance since September 2017	(6.5%)	↓



ACTIVITY



Month	Adjusted Scheduled Activity (UDA)	
	2018	2019
April	28	5
May	283	290
June	590	493
July	917	799
August	1,205	1,113
September	1,504	1,354
October	1,707	
November	2,128	
December	2,488	
January	2,712	
February	3,086	
March	3,522	
April	3,918	
May	3,930	
June	3,930	

QUALITY

	Quantity	Base Number	Contract	AT	Region	England
% of FP17s for the same patient ID Re-attending within 3 months - Children	4	29	13.8%	9.9%	11.5%	11.6%
% of FP17s for the same patient ID Re-attending within 3 months - Adults	70	386	18.1%	15.6%	16.5%	15.5%
% of FP17s for the same patient ID Re-attending between 3 & 9 months - Children	12	29	41.4%	48.4%	48.5%	58.8%
% of FP17s for the same patient ID Re-attending between 3 & 9 months - Adults	155	386	40.2%	38.4%	39.1%	51.1%
% of FP17s for Band 1 Urgent Courses	44	363	12.1%	11.0%	10.6%	9.0%
% of FP17s Relating to Free Repair or Replacements	1	363	0.3%	0.5%	0.5%	0.8%
% of FP17s Relating to Continuations	5	363	1.4%	0.5%	0.7%	0.9%
% of Patients satisfied with the dentistry they have received	1	1	N/A	89.0%	90.5%	93.3%
% of Patients satisfied with the time they had to wait for an appointment	0	1	N/A	85.3%	85.1%	88.9%

* This is based on patients treated on this contract for their most recent course of treatment. Figures in italics indicate the base number of FP17s or Patient Questionnaire responses are less than 100. N/A is shown where the base number of responses is less than 10 during the period. % is calculated as Quantity/Base number*100

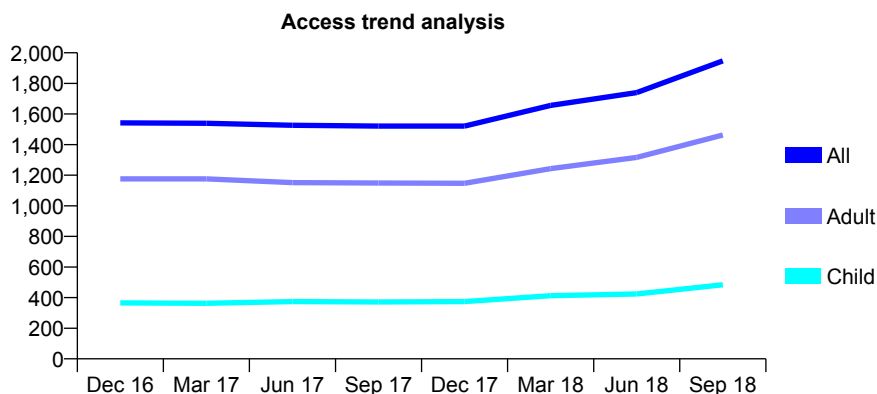
Q62 - Vital Signs At a Glance Contract Report for 619949/0001 - September 2018

Name or company name	Station Road Dental Surgery
Contract type name	GDS Contract
Purpose of contract	General
Contract start date	01/04/2006
Contract end date	

18/19 Contracted general activity (UDA)	6,100
Carry forward general activity (UDA)	24
18/19 Contracted orthodontic activity (UOA)	0
Carry forward orthodontic activity (UOA)	0
Baseline contract value	£170,410.18

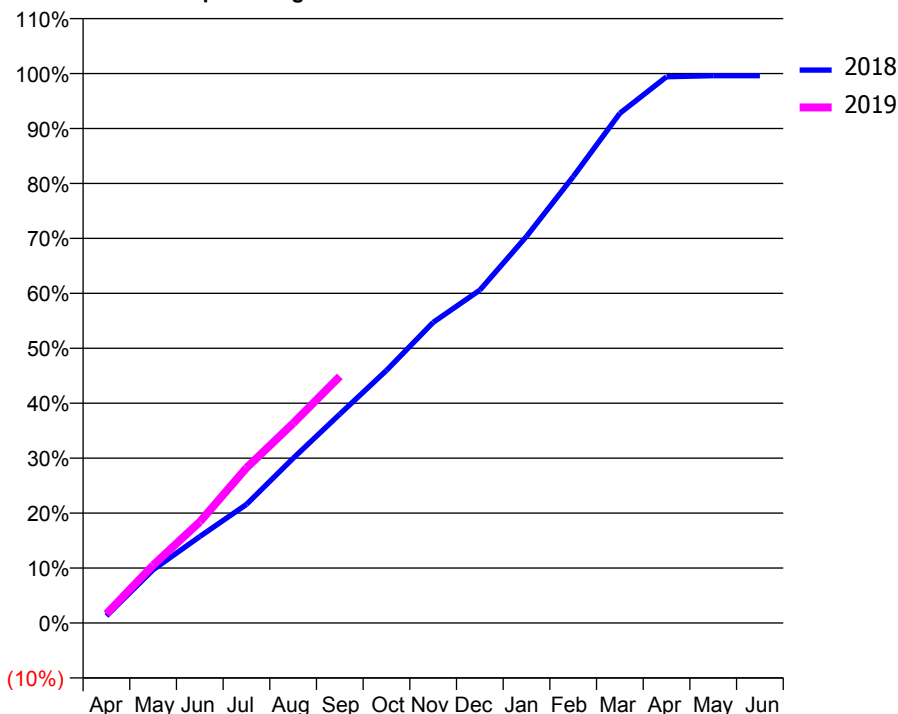
ACCESS*

Patients seen in 24 months	Total	Change since previous quarter
Quarter ending September 2017	1,521	
Quarter ending December 2017	1,521	→
Quarter ending March 2018	1,656	↑
Quarter ending June 2018	1,740	↑
Quarter ending September 2018	1,947	↑
Variance since September 2017	28.0%	↑



ACTIVITY

Cumulative percentage of contracted UDA delivered 2018 & 2019



Month	Adjusted Scheduled Activity (UDA)	
	2018	2019
April	79	101
May	592	642
June	960	1,123
July	1,317	1,722
August	1,828	2,216
September	2,319	2,738
October	2,805	
November	3,338	
December	3,696	
January	4,292	
February	4,955	
March	5,659	
April	6,064	
May	6,076	
June	6,076	

QUALITY

	Quantity	Base Number	Contract	AT	Region	England
% of FP17s for the same patient ID Re-attending within 3 months - Children	12	226	5.3%	9.9%	11.5%	11.6%
% of FP17s for the same patient ID Re-attending within 3 months - Adults	73	697	10.5%	15.6%	16.5%	15.5%
% of FP17s for the same patient ID Re-attending between 3 & 9 months - Children	53	226	23.5%	48.4%	48.5%	58.8%
% of FP17s for the same patient ID Re-attending between 3 & 9 months - Adults	108	697	15.5%	38.4%	39.1%	51.1%
% of FP17s for Band 1 Urgent Courses	96	825	11.6%	11.0%	10.6%	9.0%
% of FP17s Relating to Free Repair or Replacements	1	825	0.1%	0.5%	0.5%	0.8%
% of FP17s Relating to Continuations	1	825	0.1%	0.5%	0.7%	0.9%
% of Patients satisfied with the dentistry they have received	1	2	N/A	89.0%	90.5%	93.3%
% of Patients satisfied with the time they had to wait for an appointment	2	2	N/A	85.3%	85.1%	88.9%

* This is based on patients treated on this contract for their most recent course of treatment. Figures in italics indicate the base number of FP17s or Patient Questionnaire responses are less than 100. N/A is shown where the base number of responses is less than 10 during the period. % is calculated as Quantity/Base number*100

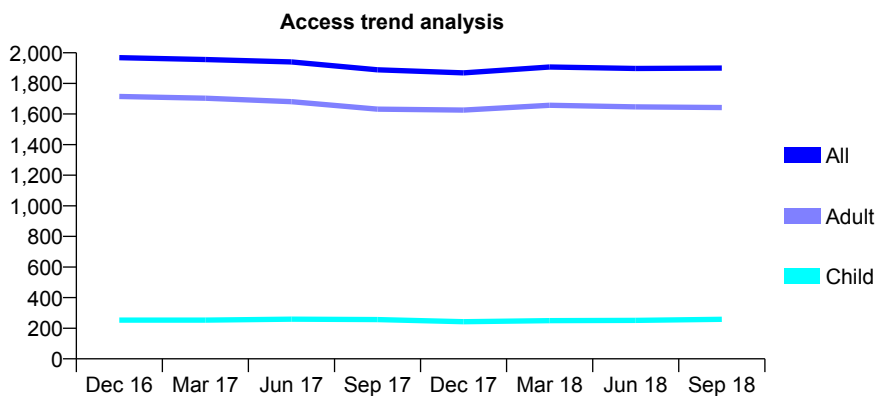
Q62 - Vital Signs At a Glance Contract Report for 629197/0001 - September 2018

Name or company name	MR NP MEYER
Contract type name	GDS Contract
Purpose of contract	General
Contract start date	01/04/2006
Contract end date	

18/19 Contracted general activity (UDA)	7,192
Carry forward general activity (UDA)	193
18/19 Contracted orthodontic activity (UOA)	0
Carry forward orthodontic activity (UOA)	0
Baseline contract value	£202,833.36

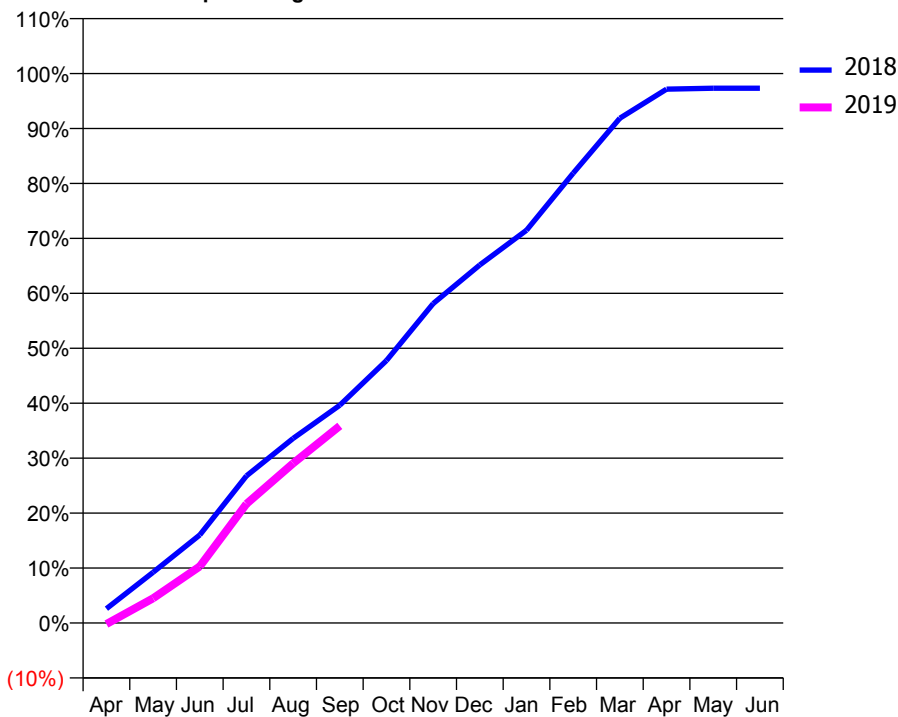
ACCESS*

Patients seen in 24 months	Total	Change since previous quarter
Quarter ending September 2017	1,889	
Quarter ending December 2017	1,869	↓
Quarter ending March 2018	1,907	↑
Quarter ending June 2018	1,898	→
Quarter ending September 2018	1,900	→
Variance since September 2017	0.6%	→



ACTIVITY

Cumulative percentage of contracted UDA delivered 2018 & 2019



Adjusted Scheduled Activity (UDA)

Month	2018	2019
April	188	-14
May	664	324
June	1,153	741
July	1,926	1,560
August	2,416	2,090
September	2,850	2,581
October	3,436	
November	4,182	
December	4,687	
January	5,141	
February	5,888	
March	6,607	
April	6,987	
May	6,999	
June	6,999	

QUALITY

	Quantity	Base Number	Contract	AT	Region	England
% of FP17s for the same patient ID Re-attending within 3 months - Children	14	210	6.7%	9.9%	11.5%	11.6%
% of FP17s for the same patient ID Re-attending within 3 months - Adults	144	1,099	13.1%	15.6%	16.5%	15.5%
% of FP17s for the same patient ID Re-attending between 3 & 9 months - Children	137	210	65.2%	48.4%	48.5%	58.8%
% of FP17s for the same patient ID Re-attending between 3 & 9 months - Adults	615	1,099	56.0%	38.4%	39.1%	51.1%
% of FP17s for Band 1 Urgent Courses	100	1,176	8.5%	11.0%	10.6%	9.0%
% of FP17s Relating to Free Repair or Replacements	6	1,176	0.5%	0.5%	0.5%	0.8%
% of FP17s Relating to Continuations	11	1,176	0.9%	0.5%	0.7%	0.9%
% of Patients satisfied with the dentistry they have received	3	3	N/A	89.0%	90.5%	93.3%
% of Patients satisfied with the time they had to wait for an appointment	3	3	N/A	85.3%	85.1%	88.9%

* This is based on patients treated on this contract for their most recent course of treatment. Figures in italics indicate the base number of FP17s or Patient Questionnaire responses are less than 100. N/A is shown where the base number of responses is less than 10 during the period. % is calculated as Quantity/Base number*100

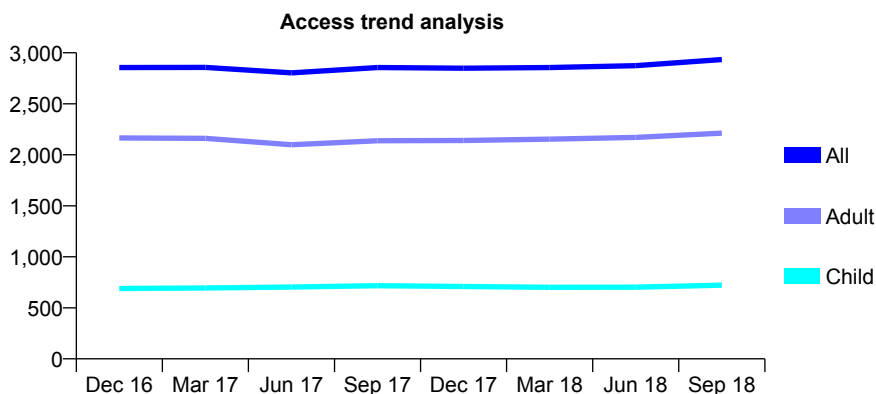
Q62 - Vital Signs At a Glance Contract Report for 631329/0001 - September 2018

Name or company name	MR RE LIM
Contract type name	GDS Contract
Purpose of contract	General
Contract start date	01/04/2006
Contract end date	

18/19 Contracted general activity (UDA)	8,686
Carry forward general activity (UDA)	-65
18/19 Contracted orthodontic activity (UOA)	0
Carry forward orthodontic activity (UOA)	0
Baseline contract value	£238,855.70

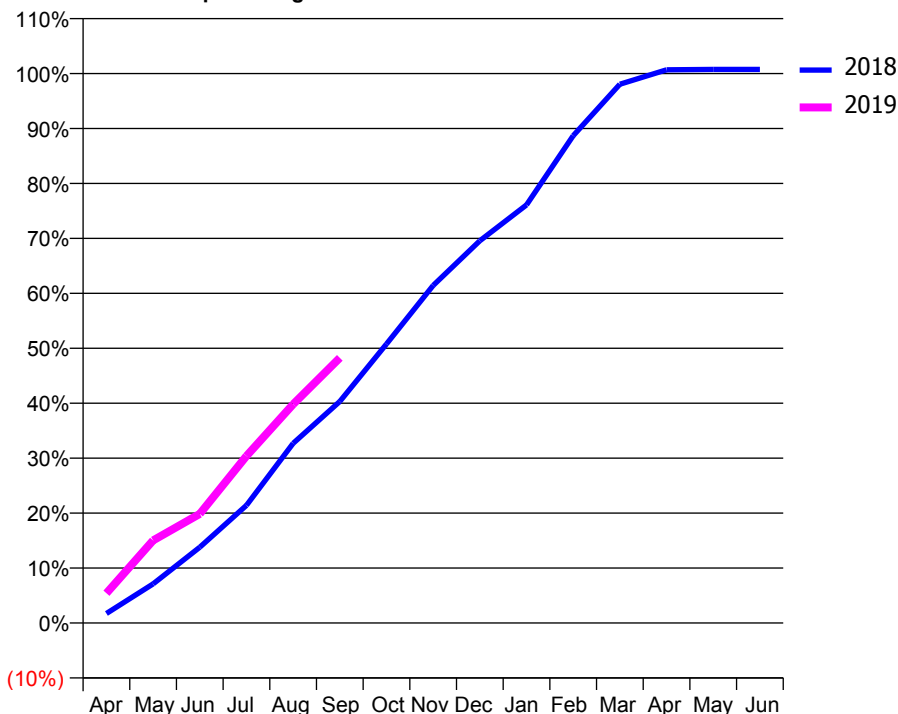
ACCESS*

Patients seen in 24 months	Total	Change since previous quarter
Quarter ending September 2017	2,855	
Quarter ending December 2017	2,849	→
Quarter ending March 2018	2,855	→
Quarter ending June 2018	2,874	→
Quarter ending September 2018	2,934	↑
Variance since September 2017	2.8%	↑



ACTIVITY

Cumulative percentage of contracted UDA delivered 2018 & 2019



Month	Adjusted Scheduled Activity (UDA)	
	2018	2019
April	151	472
May	619	1,307
June	1,197	1,725
July	1,860	2,639
August	2,839	3,458
September	3,502	4,192
October	4,410	
November	5,336	
December	6,042	
January	6,610	
February	7,704	
March	8,517	
April	8,744	
May	8,750	
June	8,751	

QUALITY

	Quantity	Base Number	Contract	AT	Region	England
% of FP17s for the same patient ID Re-attending within 3 months - Children	29	513	5.7%	9.9%	11.5%	11.6%
% of FP17s for the same patient ID Re-attending within 3 months - Adults	235	1,516	15.5%	15.6%	16.5%	15.5%
% of FP17s for the same patient ID Re-attending between 3 & 9 months - Children	315	513	61.4%	48.4%	48.5%	58.8%
% of FP17s for the same patient ID Re-attending between 3 & 9 months - Adults	827	1,516	54.6%	38.4%	39.1%	51.1%
% of FP17s for Band 1 Urgent Courses	199	1,934	10.3%	11.0%	10.6%	9.0%
% of FP17s Relating to Free Repair or Replacements	11	1,934	0.6%	0.5%	0.5%	0.8%
% of FP17s Relating to Continuations	17	1,934	0.9%	0.5%	0.7%	0.9%
% of Patients satisfied with the dentistry they have received	3	4	N/A	89.0%	90.5%	93.3%
% of Patients satisfied with the time they had to wait for an appointment	3	4	N/A	85.3%	85.1%	88.9%

* This is based on patients treated on this contract for their most recent course of treatment. Figures in italics indicate the base number of FP17s or Patient Questionnaire responses are less than 100. N/A is shown where the base number of responses is less than 10 during the period. % is calculated as Quantity/Base number*100

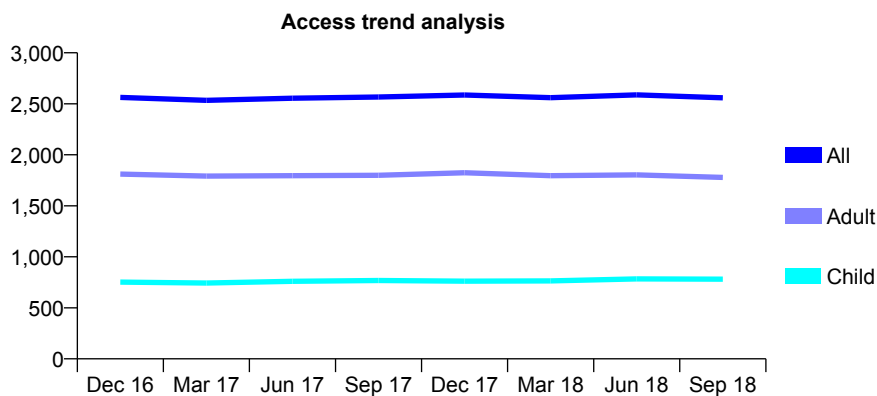
Q62 - Vital Signs At a Glance Contract Report for 635693/0001 - September 2018

Name or company name	MR JL SONEJI
Contract type name	GDS Contract
Purpose of contract	General
Contract start date	01/04/2006
Contract end date	

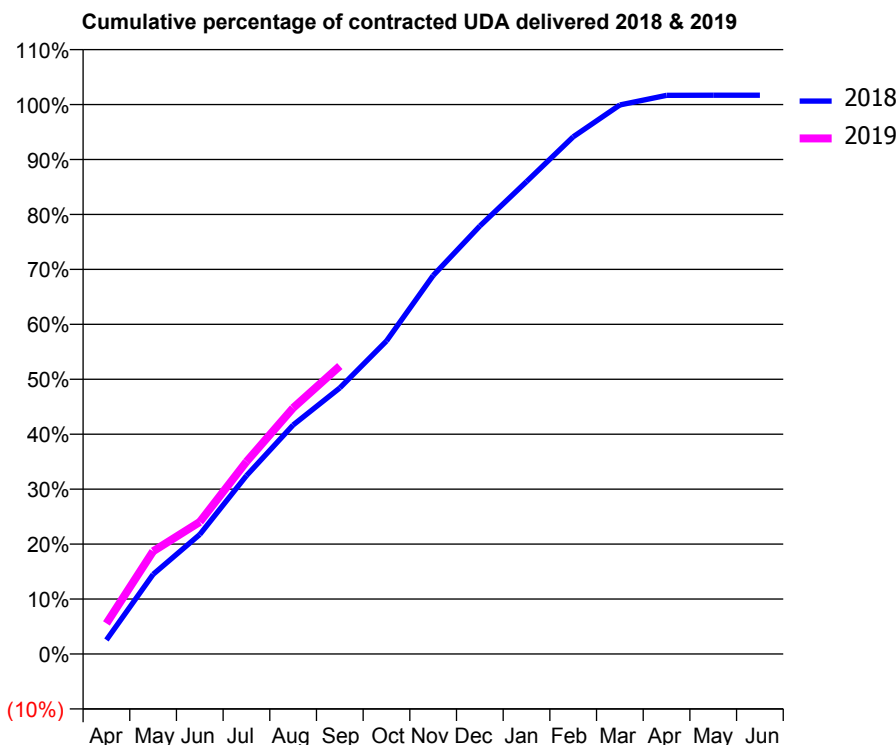
18/19 Contracted general activity (UDA)	6,493
Carry forward general activity (UDA)	-109
18/19 Contracted orthodontic activity (UOA)	0
Carry forward orthodontic activity (UOA)	0
Baseline contract value	£192,041.52

ACCESS*

Patients seen in 24 months	Total	Change since previous quarter
Quarter ending September 2017	2,567	
Quarter ending December 2017	2,586	→
Quarter ending March 2018	2,560	↓
Quarter ending June 2018	2,587	→
Quarter ending September 2018	2,559	↓
Variance since September 2017	(0.3%)	→



ACTIVITY



Adjusted Scheduled Activity (UDA)		
Month	2018	2019
April	166	362
May	941	1,214
June	1,412	1,560
July	2,107	2,273
August	2,706	2,908
September	3,145	3,402
October	3,699	
November	4,473	
December	5,057	
January	5,582	
February	6,111	
March	6,487	
April	6,601	
May	6,602	
June	6,602	

QUALITY

	Quantity	Base Number	Contract	AT	Region	England
% of FP17s for the same patient ID Re-attending within 3 months - Children	33	434	7.6%	9.9%	11.5%	11.6%
% of FP17s for the same patient ID Re-attending within 3 months - Adults	119	860	13.8%	15.6%	16.5%	15.5%
% of FP17s for the same patient ID Re-attending between 3 & 9 months - Children	117	434	27.0%	48.4%	48.5%	58.8%
% of FP17s for the same patient ID Re-attending between 3 & 9 months - Adults	200	860	23.3%	38.4%	39.1%	51.1%
% of FP17s for Band 1 Urgent Courses	112	1,240	9.0%	11.0%	10.6%	9.0%
% of FP17s Relating to Free Repair or Replacements	0	1,240	0.0%	0.5%	0.5%	0.8%
% of FP17s Relating to Continuations	25	1,240	2.0%	0.5%	0.7%	0.9%
% of Patients satisfied with the dentistry they have received	4	4	N/A	89.0%	90.5%	93.3%
% of Patients satisfied with the time they had to wait for an appointment	3	4	N/A	85.3%	85.1%	88.9%

* This is based on patients treated on this contract for their most recent course of treatment. Figures in italics indicate the base number of FP17s or Patient Questionnaire responses are less than 100. N/A is shown where the base number of responses is less than 10 during the period. % is calculated as Quantity/Base number*100

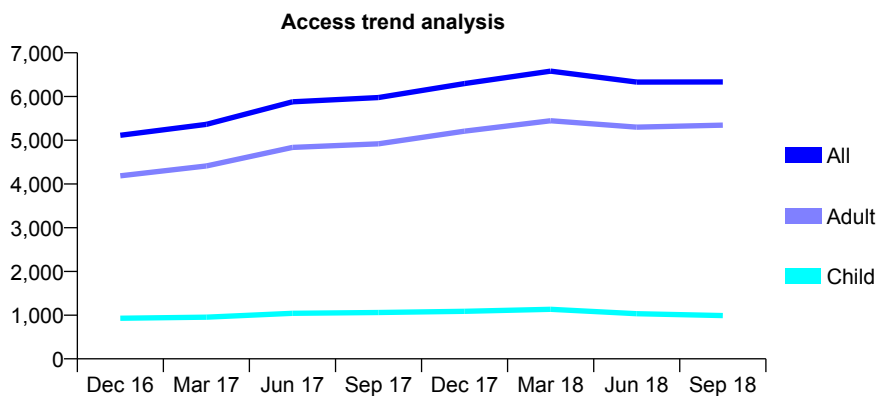
Q62 - Vital Signs At a Glance Contract Report for 636320/0001 - September 2018

Name or company name	Sterling Dental Centre
Contract type name	GDS Contract
Purpose of contract	General
Contract start date	01/04/2006
Contract end date	

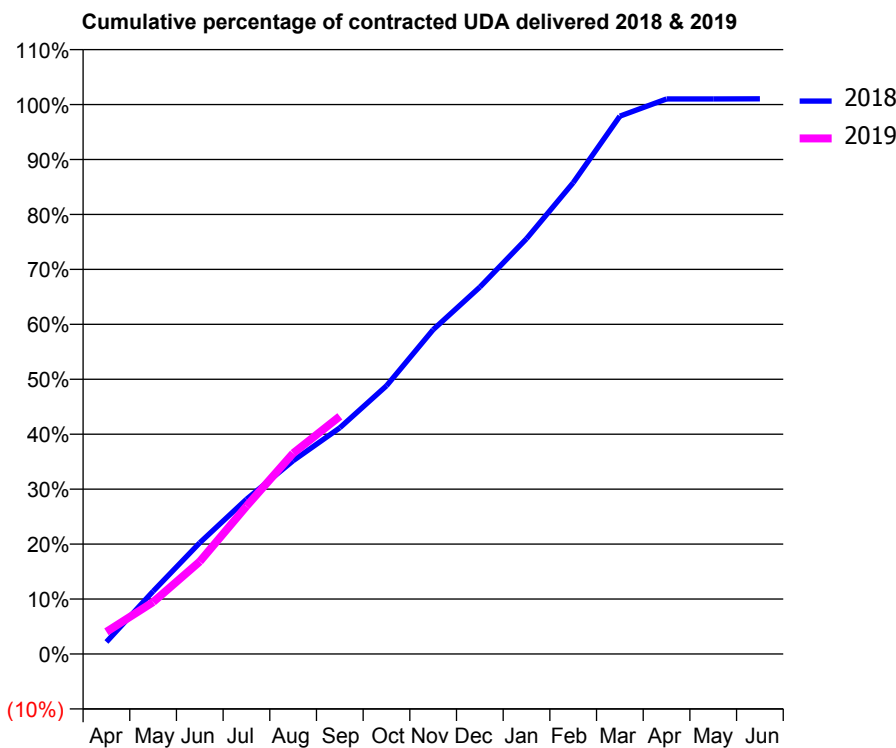
18/19 Contracted general activity (UDA)	15,161
Carry forward general activity (UDA)	-155
18/19 Contracted orthodontic activity (UOA)	0
Carry forward orthodontic activity (UOA)	0
Baseline contract value	£797,514.14

ACCESS*

Patients seen in 24 months	Total	Change since previous quarter
Quarter ending September 2017	5,977	
Quarter ending December 2017	6,296	↑
Quarter ending March 2018	6,581	↑
Quarter ending June 2018	6,332	↓
Quarter ending September 2018	6,334	→
Variance since September 2017	6.0%	↑



ACTIVITY



Month	Adjusted Scheduled Activity (UDA)	
	2018	2019
April	334	612
May	1,730	1,434
June	3,072	2,550
July	4,270	4,077
August	5,334	5,539
September	6,240	6,559
October	7,401	
November	8,951	
December	10,122	
January	11,459	
February	13,004	
March	14,840	
April	15,314	
May	15,314	
June	15,316	

QUALITY

	Quantity	Base Number	Contract	AT	Region	England
% of FP17s for the same patient ID Re-attending within 3 months - Children	17	402	4.2%	9.9%	11.5%	11.6%
% of FP17s for the same patient ID Re-attending within 3 months - Adults	60	2,182	2.7%	15.6%	16.5%	15.5%
% of FP17s for the same patient ID Re-attending between 3 & 9 months - Children	3	402	0.7%	48.4%	48.5%	58.8%
% of FP17s for the same patient ID Re-attending between 3 & 9 months - Adults	21	2,182	1.0%	38.4%	39.1%	51.1%
% of FP17s for Band 1 Urgent Courses	12	2,400	0.5%	11.0%	10.6%	9.0%
% of FP17s Relating to Free Repair or Replacements	0	2,400	0.0%	0.5%	0.5%	0.8%
% of FP17s Relating to Continuations	21	2,400	0.9%	0.5%	0.7%	0.9%
% of Patients satisfied with the dentistry they have received	2	2	N/A	89.0%	90.5%	93.3%
% of Patients satisfied with the time they had to wait for an appointment	2	2	N/A	85.3%	85.1%	88.9%

* This is based on patients treated on this contract for their most recent course of treatment. Figures in italics indicate the base number of FP17s or Patient Questionnaire responses are less than 100. N/A is shown where the base number of responses is less than 10 during the period. % is calculated as Quantity/Base number*100

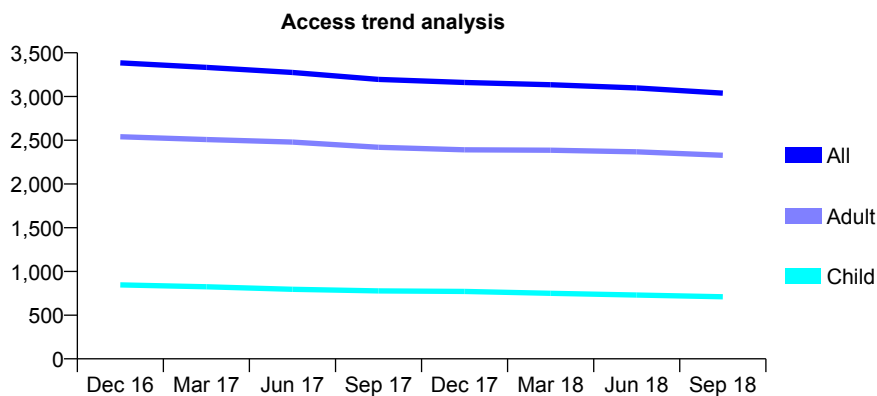
Q62 - Vital Signs At a Glance Contract Report for 638889/0001 - September 2018

Name or company name	MR BV TAANK
Contract type name	GDS Contract
Purpose of contract	General
Contract start date	01/04/2006
Contract end date	

18/19 Contracted general activity (UDA)	8,508
Carry forward general activity (UDA)	-121
18/19 Contracted orthodontic activity (UOA)	0
Carry forward orthodontic activity (UOA)	0
Baseline contract value	£190,840.93

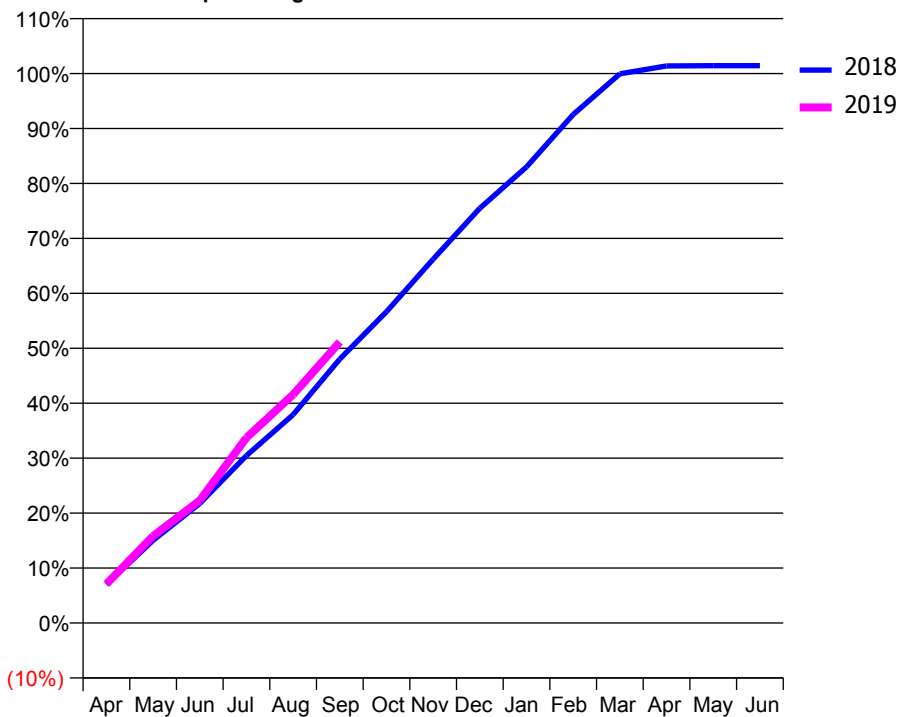
ACCESS*

Patients seen in 24 months	Total	Change since previous quarter
Quarter ending September 2017	3,196	
Quarter ending December 2017	3,161	↓
Quarter ending March 2018	3,135	→
Quarter ending June 2018	3,098	↓
Quarter ending September 2018	3,038	↓
Variance since September 2017	(4.9%)	↓



ACTIVITY

Cumulative percentage of contracted UDA delivered 2018 & 2019



Month	Adjusted Scheduled Activity (UDA)	
	2018	2019
April	595	604
May	1,281	1,347
June	1,852	1,898
July	2,593	2,869
August	3,226	3,538
September	4,087	4,352
October	4,819	
November	5,634	
December	6,421	
January	7,063	
February	7,873	
March	8,503	
April	8,626	
May	8,629	
June	8,629	

QUALITY

	Quantity	Base Number	Contract	AT	Region	England
% of FP17s for the same patient ID Re-attending within 3 months - Children	46	615	7.5%	9.9%	11.5%	11.6%
% of FP17s for the same patient ID Re-attending within 3 months - Adults	231	1,754	13.2%	15.6%	16.5%	15.5%
% of FP17s for the same patient ID Re-attending between 3 & 9 months - Children	446	615	72.5%	48.4%	48.5%	58.8%
% of FP17s for the same patient ID Re-attending between 3 & 9 months - Adults	1,091	1,754	62.2%	38.4%	39.1%	51.1%
% of FP17s for Band 1 Urgent Courses	86	2,313	3.7%	11.0%	10.6%	9.0%
% of FP17s Relating to Free Repair or Replacements	23	2,313	1.0%	0.5%	0.5%	0.8%
% of FP17s Relating to Continuations	13	2,313	0.6%	0.5%	0.7%	0.9%
% of Patients satisfied with the dentistry they have received	3	3	N/A	89.0%	90.5%	93.3%
% of Patients satisfied with the time they had to wait for an appointment	3	3	N/A	85.3%	85.1%	88.9%

* This is based on patients treated on this contract for their most recent course of treatment. Figures in italics indicate the base number of FP17s or Patient Questionnaire responses are less than 100. N/A is shown where the base number of responses is less than 10 during the period. % is calculated as Quantity/Base number*100

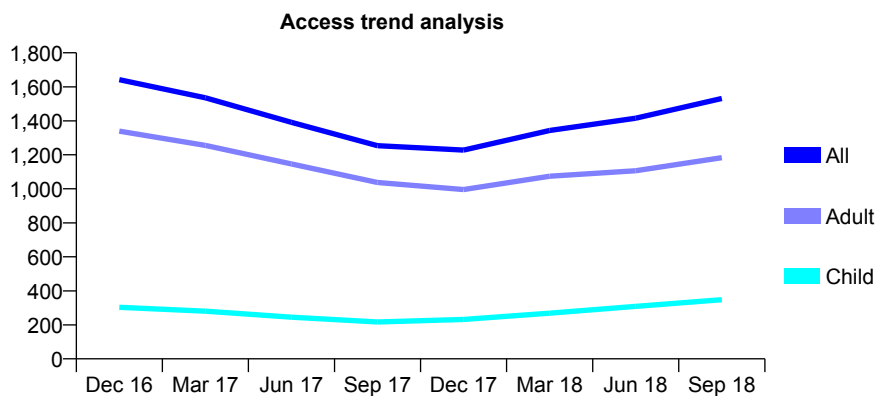
Q62 - Vital Signs At a Glance Contract Report for 642991/0001 - September 2018

Name or company name	Mr A Becker & Mr K Dhir
Contract type name	GDS Contract
Purpose of contract	General
Contract start date	01/04/2006
Contract end date	

18/19 Contracted general activity (UDA)	6,161
Carry forward general activity (UDA)	0
18/19 Contracted orthodontic activity (UOA)	0
Carry forward orthodontic activity (UOA)	0
Baseline contract value	£201,105.09

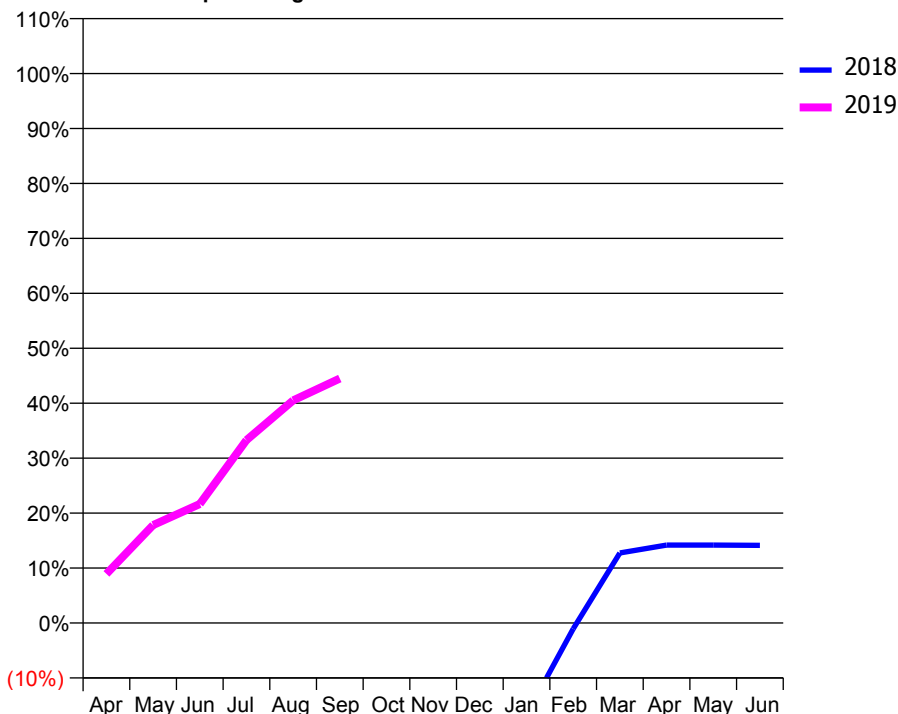
ACCESS*

Patients seen in 24 months	Total	Change since previous quarter
Quarter ending September 2017	1,254	
Quarter ending December 2017	1,228	↓
Quarter ending March 2018	1,343	↑
Quarter ending June 2018	1,415	↑
Quarter ending September 2018	1,531	↑
Variance since September 2017	22.1%	↑



ACTIVITY

Cumulative percentage of contracted UDA delivered 2018 & 2019



Month	Adjusted Scheduled Activity (UDA)	
	2018	2019
April	-2,257	551
May	-2,154	1,098
June	-2,124	1,335
July	-2,089	2,051
August	-2,086	2,496
September	-2,086	2,741
October	-2,086	
November	-2,083	
December	-1,990	
January	-800	
February	-51	
March	610	
April	679	
May	679	
June	676	

QUALITY

	Quantity	Base Number	Contract	AT	Region	England
% of FP17s for the same patient ID Re-attending within 3 months - Children	5	215	2.3%	9.9%	11.5%	11.6%
% of FP17s for the same patient ID Re-attending within 3 months - Adults	22	709	3.1%	15.6%	16.5%	15.5%
% of FP17s for the same patient ID Re-attending between 3 & 9 months - Children	57	215	26.5%	48.4%	48.5%	58.8%
% of FP17s for the same patient ID Re-attending between 3 & 9 months - Adults	222	709	31.3%	38.4%	39.1%	51.1%
% of FP17s for Band 1 Urgent Courses	21	898	2.3%	11.0%	10.6%	9.0%
% of FP17s Relating to Free Repair or Replacements	0	898	0.0%	0.5%	0.5%	0.8%
% of FP17s Relating to Continuations	0	898	0.0%	0.5%	0.7%	0.9%
% of Patients satisfied with the dentistry they have received	0	0	N/A	89.0%	90.5%	93.3%
% of Patients satisfied with the time they had to wait for an appointment	0	0	N/A	85.3%	85.1%	88.9%

* This is based on patients treated on this contract for their most recent course of treatment. Figures in italics indicate the base number of FP17s or Patient Questionnaire responses are less than 100. N/A is shown where the base number of responses is less than 10 during the period. % is calculated as Quantity/Base number*100

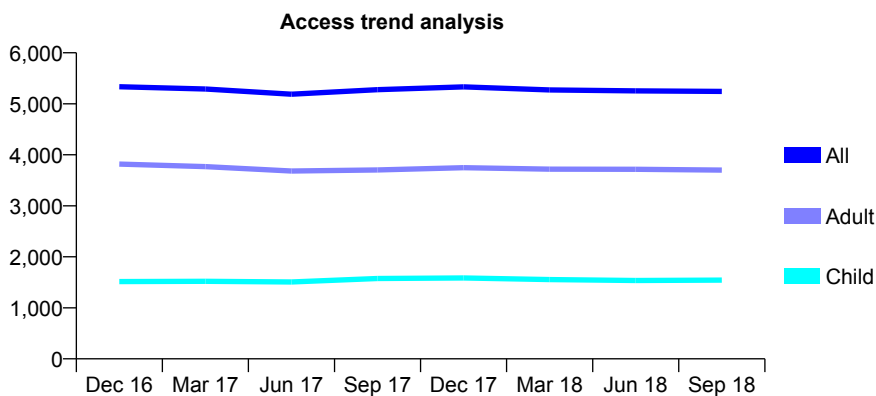
Q62 - Vital Signs At a Glance Contract Report for 651648/0001 - September 2018

Name or company name	MRS JV PATEL
Contract type name	GDS Contract
Purpose of contract	General
Contract start date	01/04/2006
Contract end date	

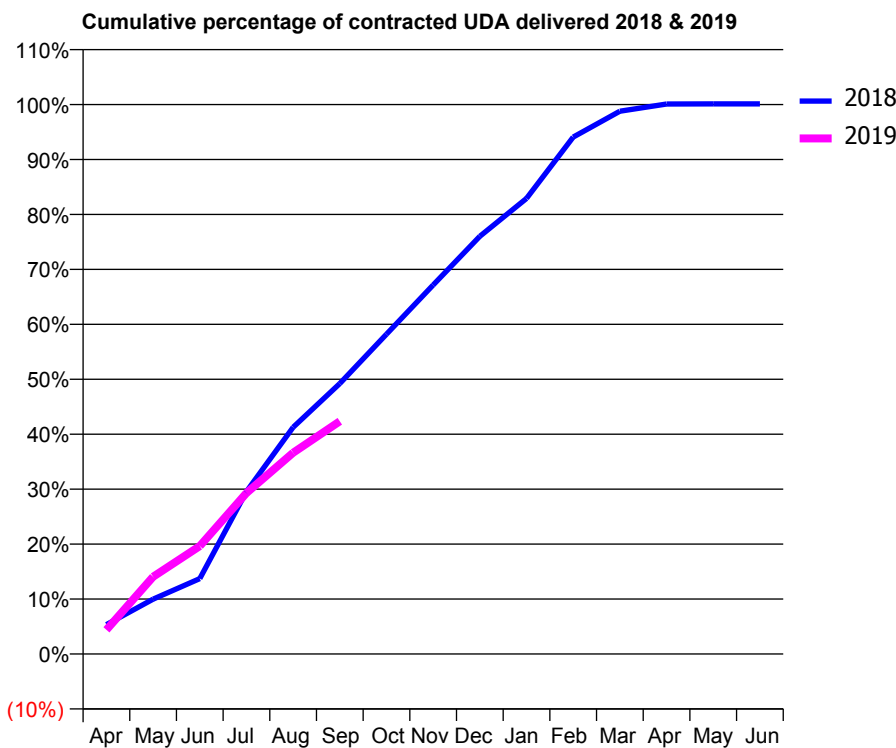
18/19 Contracted general activity (UDA)	10,583
Carry forward general activity (UDA)	-12
18/19 Contracted orthodontic activity (UOA)	0
Carry forward orthodontic activity (UOA)	0
Baseline contract value	£251,778.76

ACCESS*

Patients seen in 24 months	Total	Change since previous quarter
Quarter ending September 2017	5,278	
Quarter ending December 2017	5,333	→
Quarter ending March 2018	5,273	↓
Quarter ending June 2018	5,253	→
Quarter ending September 2018	5,244	→
Variance since September 2017	(0.6%)	→



ACTIVITY



Month	Adjusted Scheduled Activity (UDA)	
	2018	2019
April	567	467
May	1,057	1,487
June	1,452	2,078
July	3,130	3,100
August	4,368	3,878
September	5,210	4,484
October	6,159	
November	7,109	
December	8,044	
January	8,774	
February	9,956	
March	10,454	
April	10,593	
May	10,595	
June	10,595	

QUALITY

	Quantity	Base Number	Contract	AT	Region	England
% of FP17s for the same patient ID Re-attending within 3 months - Children	80	1,034	7.7%	9.9%	11.5%	11.6%
% of FP17s for the same patient ID Re-attending within 3 months - Adults	172	1,748	9.8%	15.6%	16.5%	15.5%
% of FP17s for the same patient ID Re-attending between 3 & 9 months - Children	529	1,034	51.2%	48.4%	48.5%	58.8%
% of FP17s for the same patient ID Re-attending between 3 & 9 months - Adults	671	1,748	38.4%	38.4%	39.1%	51.1%
% of FP17s for Band 1 Urgent Courses	280	2,710	10.3%	11.0%	10.6%	9.0%
% of FP17s Relating to Free Repair or Replacements	3	2,710	0.1%	0.5%	0.5%	0.8%
% of FP17s Relating to Continuations	1	2,710	0.0%	0.5%	0.7%	0.9%
% of Patients satisfied with the dentistry they have received	2	3	N/A	89.0%	90.5%	93.3%
% of Patients satisfied with the time they had to wait for an appointment	2	3	N/A	85.3%	85.1%	88.9%

* This is based on patients treated on this contract for their most recent course of treatment. Figures in italics indicate the base number of FP17s or Patient Questionnaire responses are less than 100. N/A is shown where the base number of responses is less than 10 during the period. % is calculated as Quantity/Base number*100

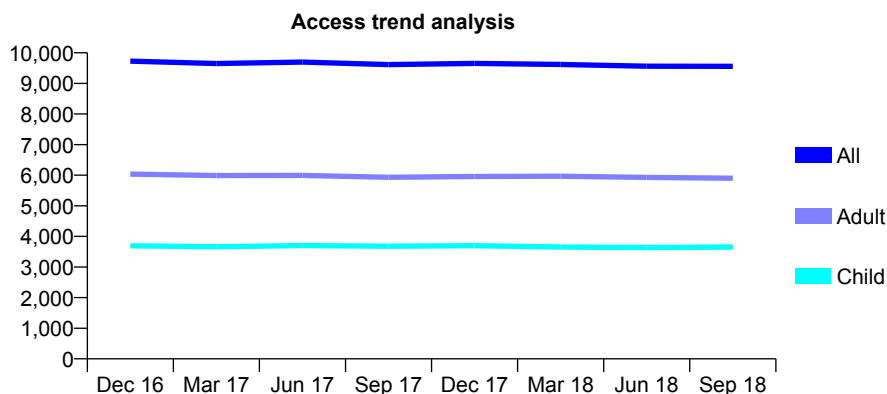
Q62 - Vital Signs At a Glance Contract Report for 653233/0001 - September 2018

Name or company name	Gadhri, Campbell-Barr and Pathmanyagam
Contract type name	GDS Contract
Purpose of contract	General
Contract start date	01/04/2006
Contract end date	

18/19 Contracted general activity (UDA)	23,558
Carry forward general activity (UDA)	208
18/19 Contracted orthodontic activity (UOA)	0
Carry forward orthodontic activity (UOA)	0
Baseline contract value	£673,044.69

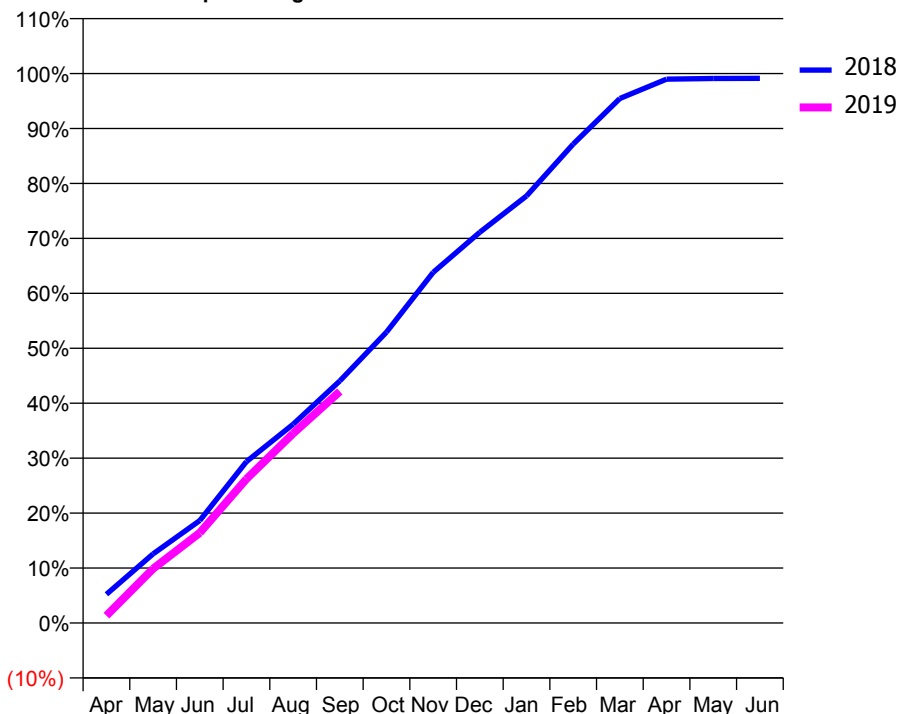
ACCESS*

Patients seen in 24 months	Total	Change since previous quarter
Quarter ending September 2017	9,614	
Quarter ending December 2017	9,653	→
Quarter ending March 2018	9,620	→
Quarter ending June 2018	9,563	→
Quarter ending September 2018	9,556	→
Variance since September 2017	(0.6%)	→



ACTIVITY

Cumulative percentage of contracted UDA delivered 2018 & 2019



Month	Adjusted Scheduled Activity (UDA)	
	2018	2019
April	1,234	319
May	2,961	2,329
June	4,395	3,869
July	6,922	6,176
August	8,519	8,129
September	10,379	9,925
October	12,472	
November	15,032	
December	16,752	
January	18,306	
February	20,531	
March	22,484	
April	23,317	
May	23,347	
June	23,350	

QUALITY

	Quantity	Base Number	Contract	AT	Region	England
% of FP17s for the same patient ID Re-attending within 3 months - Children	129	1,988	6.5%	9.9%	11.5%	11.6%
% of FP17s for the same patient ID Re-attending within 3 months - Adults	443	2,877	15.4%	15.6%	16.5%	15.5%
% of FP17s for the same patient ID Re-attending between 3 & 9 months - Children	703	1,988	35.4%	48.4%	48.5%	58.8%
% of FP17s for the same patient ID Re-attending between 3 & 9 months - Adults	835	2,877	29.0%	38.4%	39.1%	51.1%
% of FP17s for Band 1 Urgent Courses	416	4,180	10.0%	11.0%	10.6%	9.0%
% of FP17s Relating to Free Repair or Replacements	25	4,180	0.6%	0.5%	0.5%	0.8%
% of FP17s Relating to Continuations	80	4,180	1.9%	0.5%	0.7%	0.9%
% of Patients satisfied with the dentistry they have received	3	3	N/A	89.0%	90.5%	93.3%
% of Patients satisfied with the time they had to wait for an appointment	2	3	N/A	85.3%	85.1%	88.9%

* This is based on patients treated on this contract for their most recent course of treatment. Figures in italics indicate the base number of FP17s or Patient Questionnaire responses are less than 100. N/A is shown where the base number of responses is less than 10 during the period. % is calculated as Quantity/Base number*100

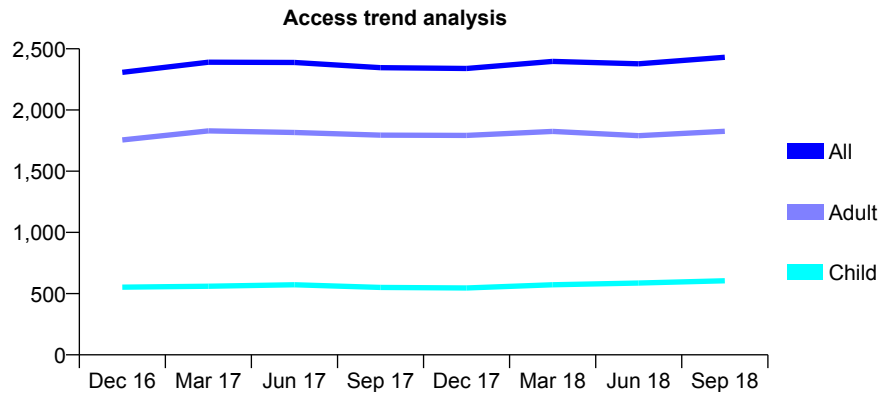
Q62 - Vital Signs At a Glance Contract Report for 657433/0002 - September 2018

Name or company name	MR P KUMAR
Contract type name	GDS Contract
Purpose of contract	General
Contract start date	01/04/2011
Contract end date	

18/19 Contracted general activity (UDA)	5,191
Carry forward general activity (UDA)	-104
18/19 Contracted orthodontic activity (UOA)	0
Carry forward orthodontic activity (UOA)	0
Baseline contract value	£201,667.06

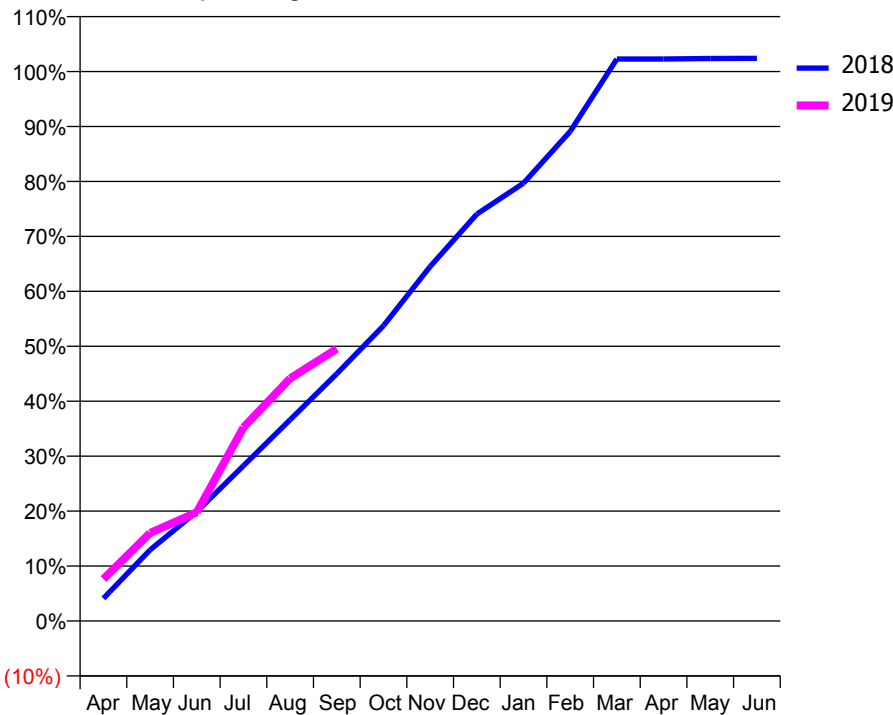
ACCESS*

Patients seen in 24 months	Total	Change since previous quarter
Quarter ending September 2017	2,346	
Quarter ending December 2017	2,339	→
Quarter ending March 2018	2,397	↑
Quarter ending June 2018	2,377	→
Quarter ending September 2018	2,431	↑
Variance since September 2017	3.6%	↑



ACTIVITY

Cumulative percentage of contracted UDA delivered 2018 & 2019



Month	Adjusted Scheduled Activity (UDA)	
	2018	2019
April	213	397
May	672	832
June	1,033	1,027
July	1,466	1,828
August	1,901	2,292
September	2,336	2,572
October	2,789	
November	3,349	
December	3,844	
January	4,137	
February	4,625	
March	5,309	
April	5,309	
May	5,314	
June	5,315	

QUALITY

	Quantity	Base Number	Contract	AT	Region	England
% of FP17s for the same patient ID Re-attending within 3 months - Children	32	331	9.7%	9.9%	11.5%	11.6%
% of FP17s for the same patient ID Re-attending within 3 months - Adults	97	829	11.7%	15.6%	16.5%	15.5%
% of FP17s for the same patient ID Re-attending between 3 & 9 months - Children	90	331	27.2%	48.4%	48.5%	58.8%
% of FP17s for the same patient ID Re-attending between 3 & 9 months - Adults	191	829	23.0%	38.4%	39.1%	51.1%
% of FP17s for Band 1 Urgent Courses	84	852	9.9%	11.0%	10.6%	9.0%
% of FP17s Relating to Free Repair or Replacements	8	852	0.9%	0.5%	0.5%	0.8%
% of FP17s Relating to Continuations	11	852	1.3%	0.5%	0.7%	0.9%
% of Patients satisfied with the dentistry they have received	3	3	N/A	89.0%	90.5%	93.3%
% of Patients satisfied with the time they had to wait for an appointment	3	3	N/A	85.3%	85.1%	88.9%

* This is based on patients treated on this contract for their most recent course of treatment. Figures in italics indicate the base number of FP17s or Patient Questionnaire responses are less than 100. N/A is shown where the base number of responses is less than 10 during the period. % is calculated as Quantity/Base number*100

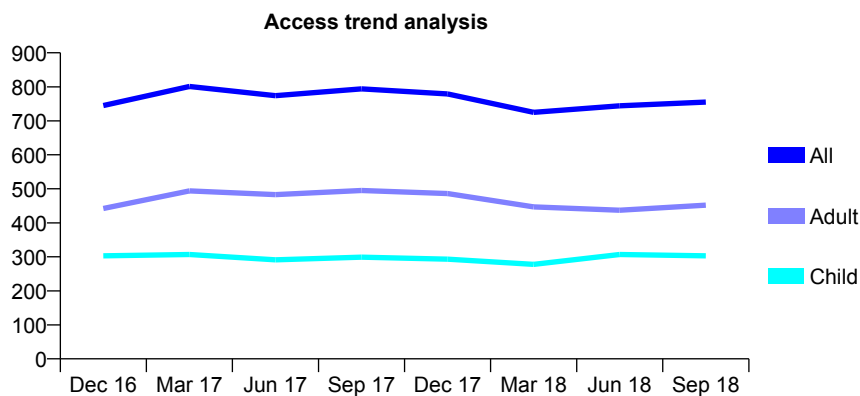
Q62 - Vital Signs At a Glance Contract Report for 660108/0001 - September 2018

Name or company name	MR DS SOHAL
Contract type name	GDS Contract
Purpose of contract	General
Contract start date	01/04/2006
Contract end date	

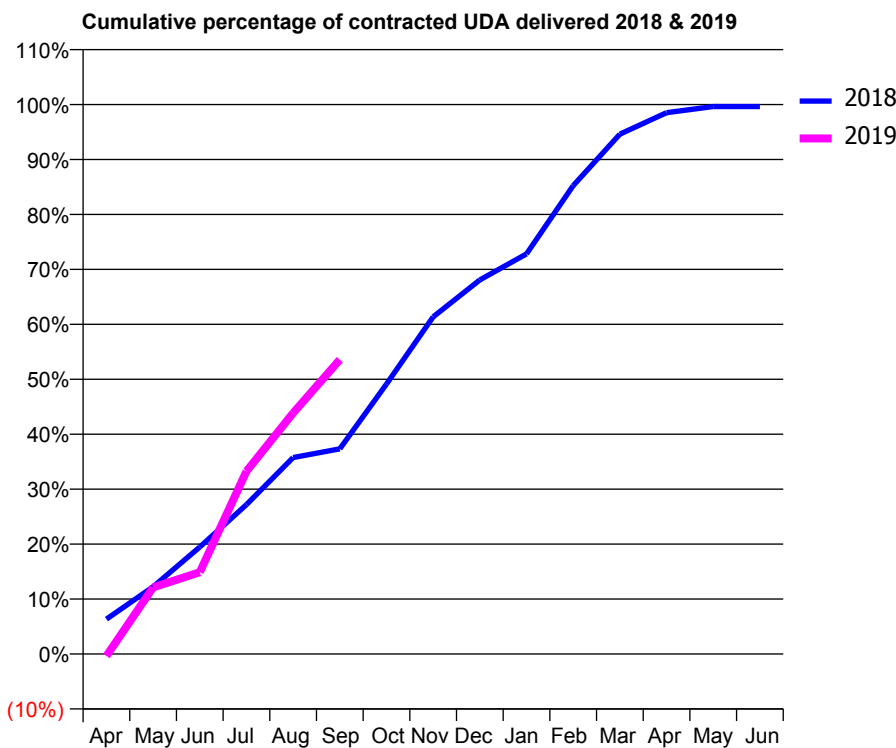
18/19 Contracted general activity (UDA)	2,097
Carry forward general activity (UDA)	8
18/19 Contracted orthodontic activity (UOA)	0
Carry forward orthodontic activity (UOA)	0
Baseline contract value	£51,420.01

ACCESS*

Patients seen in 24 months	Total	Change since previous quarter
Quarter ending September 2017	794	
Quarter ending December 2017	779	↓
Quarter ending March 2018	725	↓
Quarter ending June 2018	744	↑
Quarter ending September 2018	755	→
Variance since September 2017	(4.9%)	↓



ACTIVITY



Month	Adjusted Scheduled Activity (UDA)	
	2018	2019
April	133	-8
May	257	254
June	408	312
July	570	697
August	750	920
September	783	1,123
October	1,030	
November	1,287	
December	1,428	
January	1,527	
February	1,788	
March	1,984	
April	2,066	
May	2,089	
June	2,089	

QUALITY

	Quantity	Base Number	Contract	AT	Region	England
% of FP17s for the same patient ID Re-attending within 3 months - Children	9	200	4.5%	9.9%	11.5%	11.6%
% of FP17s for the same patient ID Re-attending within 3 months - Adults	33	251	13.1%	15.6%	16.5%	15.5%
% of FP17s for the same patient ID Re-attending between 3 & 9 months - Children	79	200	39.5%	48.4%	48.5%	58.8%
% of FP17s for the same patient ID Re-attending between 3 & 9 months - Adults	77	251	30.7%	38.4%	39.1%	51.1%
% of FP17s for Band 1 Urgent Courses	47	406	11.6%	11.0%	10.6%	9.0%
% of FP17s Relating to Free Repair or Replacements	5	406	1.2%	0.5%	0.5%	0.8%
% of FP17s Relating to Continuations	0	406	0.0%	0.5%	0.7%	0.9%
% of Patients satisfied with the dentistry they have received	0	0	N/A	89.0%	90.5%	93.3%
% of Patients satisfied with the time they had to wait for an appointment	0	0	N/A	85.3%	85.1%	88.9%

* This is based on patients treated on this contract for their most recent course of treatment. Figures in italics indicate the base number of FP17s or Patient Questionnaire responses are less than 100. N/A is shown where the base number of responses is less than 10 during the period. % is calculated as Quantity/Base number*100

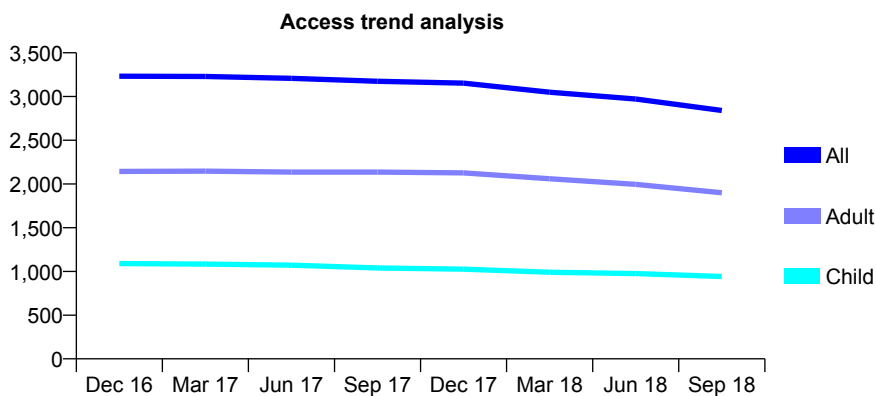
Q62 - Vital Signs At a Glance Contract Report for 660175/0001 - September 2018

Name or company name	MR F KHOURY
Contract type name	GDS Contract
Purpose of contract	General
Contract start date	01/04/2006
Contract end date	

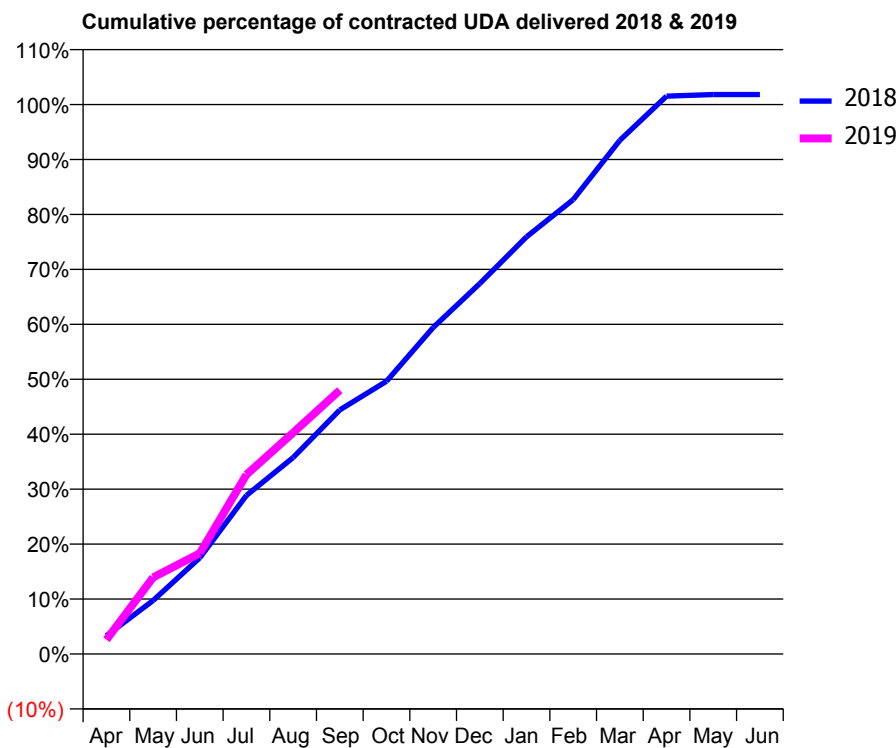
18/19 Contracted general activity (UDA)	10,063
Carry forward general activity (UDA)	-181
18/19 Contracted orthodontic activity (UOA)	0
Carry forward orthodontic activity (UOA)	0
Baseline contract value	£277,742.13

ACCESS*

Patients seen in 24 months	Total	Change since previous quarter
Quarter ending September 2017	3,175	
Quarter ending December 2017	3,153	→
Quarter ending March 2018	3,050	↓
Quarter ending June 2018	2,971	↓
Quarter ending September 2018	2,841	↓
Variance since September 2017	(10.5%)	↓



ACTIVITY



Adjusted Scheduled Activity (UDA)		
Month	2018	2019
April	335	263
May	981	1,403
June	1,762	1,846
July	2,904	3,285
August	3,597	4,052
September	4,470	4,832
October	4,995	
November	5,980	
December	6,784	
January	7,640	
February	8,320	
March	9,408	
April	10,216	
May	10,244	
June	10,244	

QUALITY

	Quantity	Base Number	Contract	AT	Region	England
% of FP17s for the same patient ID Re-attending within 3 months - Children	27	402	6.7%	9.9%	11.5%	11.6%
% of FP17s for the same patient ID Re-attending within 3 months - Adults	115	864	13.3%	15.6%	16.5%	15.5%
% of FP17s for the same patient ID Re-attending between 3 & 9 months - Children	88	402	21.9%	48.4%	48.5%	58.8%
% of FP17s for the same patient ID Re-attending between 3 & 9 months - Adults	246	864	28.5%	38.4%	39.1%	51.1%
% of FP17s for Band 1 Urgent Courses	142	1,088	13.1%	11.0%	10.6%	9.0%
% of FP17s Relating to Free Repair or Replacements	0	1,088	0.0%	0.5%	0.5%	0.8%
% of FP17s Relating to Continuations	6	1,088	0.6%	0.5%	0.7%	0.9%
% of Patients satisfied with the dentistry they have received	1	1	N/A	89.0%	90.5%	93.3%
% of Patients satisfied with the time they had to wait for an appointment	1	1	N/A	85.3%	85.1%	88.9%

* This is based on patients treated on this contract for their most recent course of treatment. Figures in italics indicate the base number of FP17s or Patient Questionnaire responses are less than 100. N/A is shown where the base number of responses is less than 10 during the period. % is calculated as Quantity/Base number*100

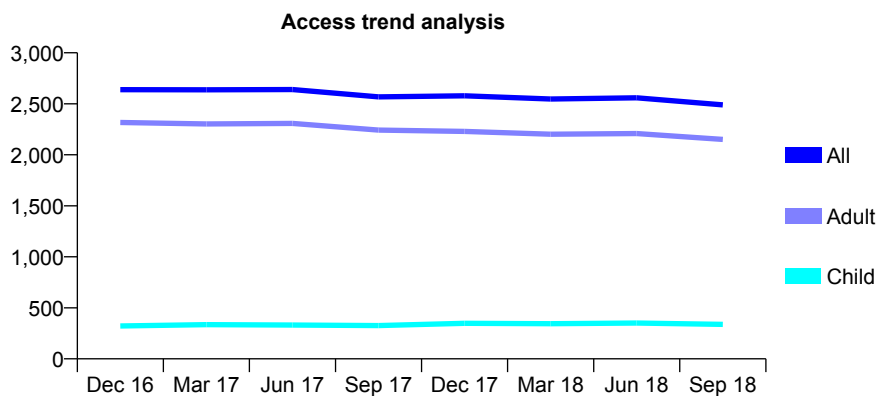
Q62 - Vital Signs At a Glance Contract Report for 660493/0001 - September 2018

Name or company name	MR AD DE LA VALETTE
Contract type name	GDS Contract
Purpose of contract	General
Contract start date	01/04/2006
Contract end date	

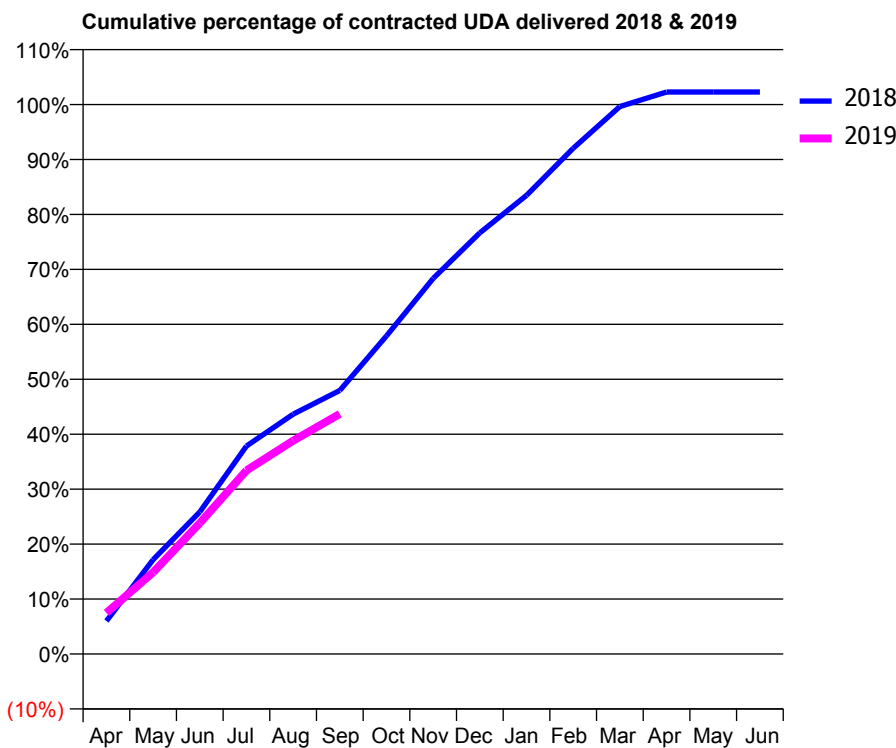
18/19 Contracted general activity (UDA)	15,171
Carry forward general activity (UDA)	-303
18/19 Contracted orthodontic activity (UOA)	0
Carry forward orthodontic activity (UOA)	0
Baseline contract value	£525,491.82

ACCESS*

Patients seen in 24 months	Total	Change since previous quarter
Quarter ending September 2017	2,568	
Quarter ending December 2017	2,578	→
Quarter ending March 2018	2,547	↓
Quarter ending June 2018	2,559	→
Quarter ending September 2018	2,489	↓
Variance since September 2017	(3.1%)	↓



ACTIVITY



Month	Adjusted Scheduled Activity (UDA)	
	2018	2019
April	910	1,135
May	2,606	2,255
June	3,921	3,613
July	5,742	5,069
August	6,622	5,890
September	7,275	6,627
October	8,784	
November	10,369	
December	11,629	
January	12,663	
February	13,962	
March	15,116	
April	15,517	
May	15,517	
June	15,515	

QUALITY

	Quantity	Base Number	Contract	AT	Region	England
% of FP17s for the same patient ID Re-attending within 3 months - Children	4	147	2.7%	9.9%	11.5%	11.6%
% of FP17s for the same patient ID Re-attending within 3 months - Adults	122	863	14.1%	15.6%	16.5%	15.5%
% of FP17s for the same patient ID Re-attending between 3 & 9 months - Children	63	147	42.9%	48.4%	48.5%	58.8%
% of FP17s for the same patient ID Re-attending between 3 & 9 months - Adults	268	863	31.1%	38.4%	39.1%	51.1%
% of FP17s for Band 1 Urgent Courses	56	941	6.0%	11.0%	10.6%	9.0%
% of FP17s Relating to Free Repair or Replacements	12	941	1.3%	0.5%	0.5%	0.8%
% of FP17s Relating to Continuations	2	941	0.2%	0.5%	0.7%	0.9%
% of Patients satisfied with the dentistry they have received	0	0	N/A	89.0%	90.5%	93.3%
% of Patients satisfied with the time they had to wait for an appointment	0	0	N/A	85.3%	85.1%	88.9%

* This is based on patients treated on this contract for their most recent course of treatment. Figures in italics indicate the base number of FP17s or Patient Questionnaire responses are less than 100. N/A is shown where the base number of responses is less than 10 during the period. % is calculated as Quantity/Base number*100

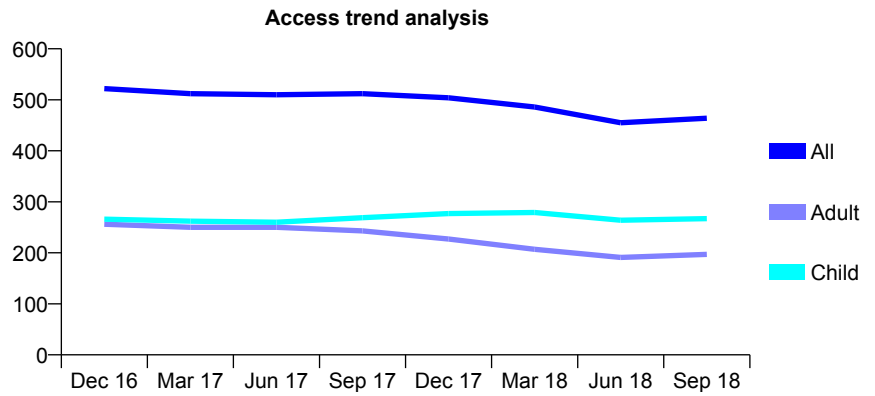
Q62 - Vital Signs At a Glance Contract Report for 661651/0001 - September 2018

Name or company name	MR I RAI
Contract type name	GDS Contract
Purpose of contract	General
Contract start date	01/04/2014
Contract end date	

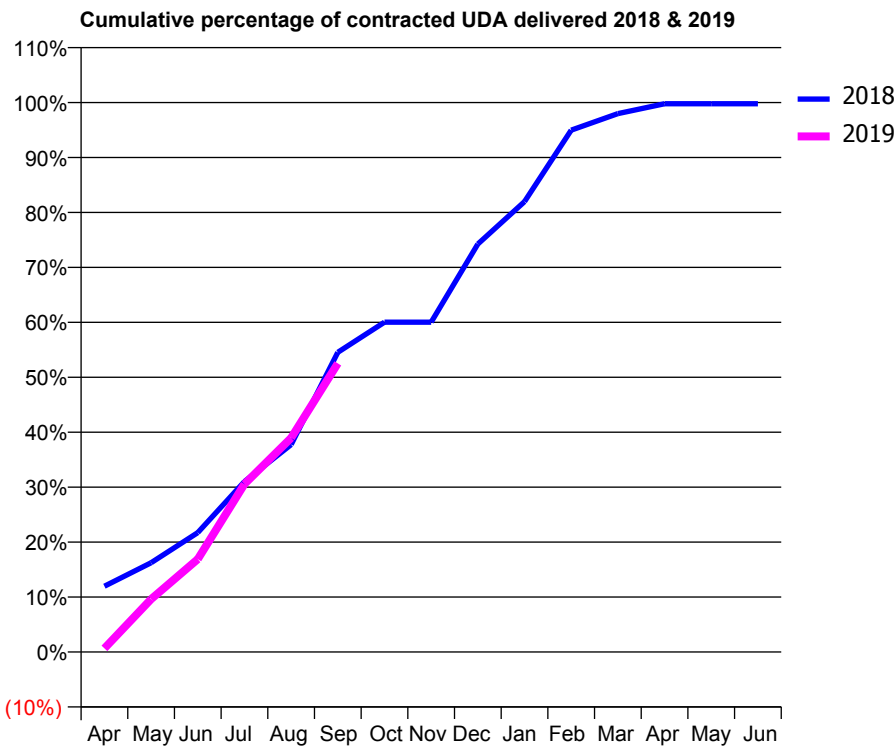
18/19 Contracted general activity (UDA)	893
Carry forward general activity (UDA)	2
18/19 Contracted orthodontic activity (UOA)	0
Carry forward orthodontic activity (UOA)	0
Baseline contract value	£21,761.86

ACCESS*

Patients seen in 24 months	Total	Change since previous quarter
Quarter ending September 2017	512	
Quarter ending December 2017	504	↓
Quarter ending March 2018	486	↓
Quarter ending June 2018	455	↓
Quarter ending September 2018	464	→
Variance since September 2017	(9.4%)	↓



ACTIVITY



Month	Adjusted Scheduled Activity (UDA)	
	2018	2019
April	107	6
May	145	86
June	194	151
July	277	273
August	337	348
September	487	469
October	536	
November	536	
December	663	
January	732	
February	848	
March	875	
April	891	
May	891	
June	891	

QUALITY

	Quantity	Base Number	Contract	AT	Region	England
% of FP17s for the same patient ID Re-attending within 3 months - Children	5	167	3.0%	9.9%	11.5%	11.6%
% of FP17s for the same patient ID Re-attending within 3 months - Adults	3	66	4.5%	15.6%	16.5%	15.5%
% of FP17s for the same patient ID Re-attending between 3 & 9 months - Children	77	167	46.1%	48.4%	48.5%	58.8%
% of FP17s for the same patient ID Re-attending between 3 & 9 months - Adults	16	66	24.2%	38.4%	39.1%	51.1%
% of FP17s for Band 1 Urgent Courses	0	223	0.0%	11.0%	10.6%	9.0%
% of FP17s Relating to Free Repair or Replacements	0	223	0.0%	0.5%	0.5%	0.8%
% of FP17s Relating to Continuations	2	223	0.9%	0.5%	0.7%	0.9%
% of Patients satisfied with the dentistry they have received	0	0	N/A	89.0%	90.5%	93.3%
% of Patients satisfied with the time they had to wait for an appointment	0	0	N/A	85.3%	85.1%	88.9%

* This is based on patients treated on this contract for their most recent course of treatment. Figures in italics indicate the base number of FP17s or Patient Questionnaire responses are less than 100. N/A is shown where the base number of responses is less than 10 during the period. % is calculated as Quantity/Base number*100

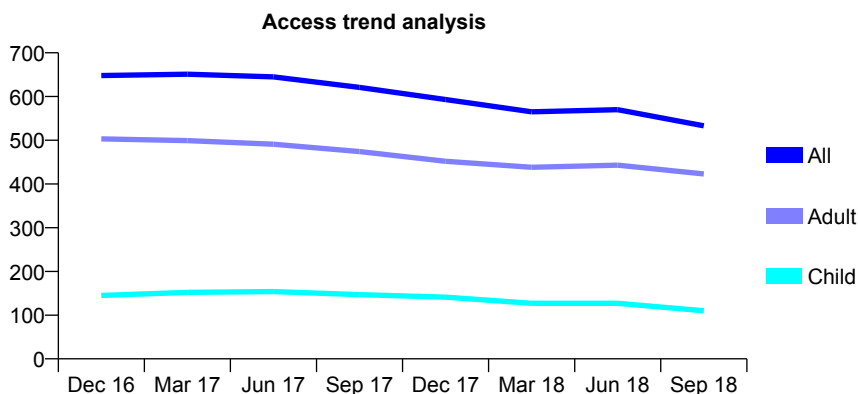
Q62 - Vital Signs At a Glance Contract Report for 675237/0001 - September 2018

Name or company name	MR M FARHANG HAERI
Contract type name	GDS Contract
Purpose of contract	General
Contract start date	01/04/2006
Contract end date	

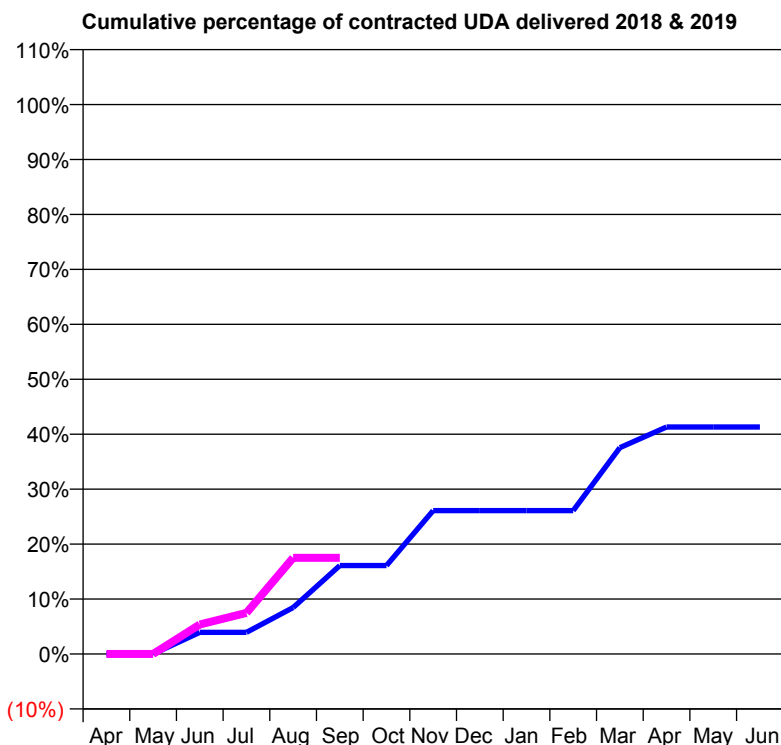
18/19 Contracted general activity (UDA)	2,365
Carry forward general activity (UDA)	0
18/19 Contracted orthodontic activity (UOA)	0
Carry forward orthodontic activity (UOA)	0
Baseline contract value	£68,238.60

ACCESS*

Patients seen in 24 months	Total	Change since previous quarter
Quarter ending September 2017	621	
Quarter ending December 2017	593	↓
Quarter ending March 2018	565	↓
Quarter ending June 2018	570	→
Quarter ending September 2018	533	↓
Variance since September 2017	(14.2%)	↓



ACTIVITY



Month	Adjusted Scheduled Activity (UDA)	
	2018	2019
April	0	0
May	0	0
June	93	127
July	93	177
August	200	414
September	381	414
October	381	
November	617	
December	617	
January	617	
February	617	
March	888	
April	977	
May	977	
June	977	

QUALITY

	Quantity	Base Number	Contract	AT	Region	England
% of FP17s for the same patient ID Re-attending within 3 months - Children	0	42	0.0%	9.9%	11.5%	11.6%
% of FP17s for the same patient ID Re-attending within 3 months - Adults	3	164	1.8%	15.6%	16.5%	15.5%
% of FP17s for the same patient ID Re-attending between 3 & 9 months - Children	14	42	33.3%	48.4%	48.5%	58.8%
% of FP17s for the same patient ID Re-attending between 3 & 9 months - Adults	35	164	21.3%	38.4%	39.1%	51.1%
% of FP17s for Band 1 Urgent Courses	0	169	0.0%	11.0%	10.6%	9.0%
% of FP17s Relating to Free Repair or Replacements	0	169	0.0%	0.5%	0.5%	0.8%
% of FP17s Relating to Continuations	0	169	0.0%	0.5%	0.7%	0.9%
% of Patients satisfied with the dentistry they have received	0	0	N/A	89.0%	90.5%	93.3%
% of Patients satisfied with the time they had to wait for an appointment	0	0	N/A	85.3%	85.1%	88.9%

* This is based on patients treated on this contract for their most recent course of treatment. Figures in italics indicate the base number of FP17s or Patient Questionnaire responses are less than 100. N/A is shown where the base number of responses is less than 10 during the period. % is calculated as Quantity/Base number*100

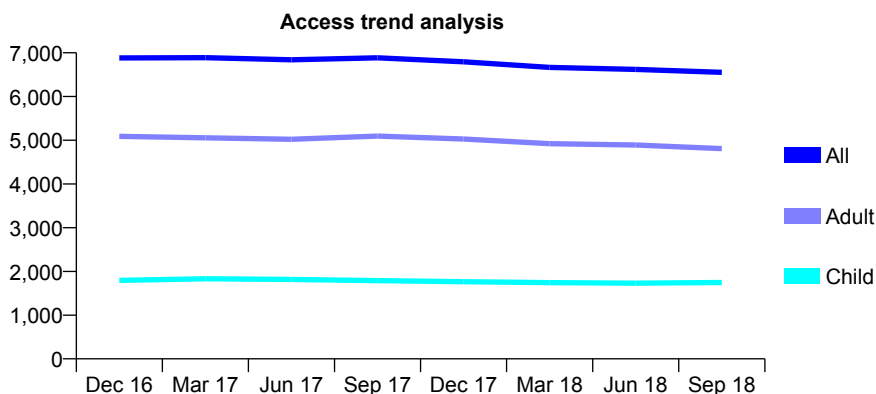
Q62 - Vital Signs At a Glance Contract Report for 676713/0001 - September 2018

Name or company name	MR K KAVIANI
Contract type name	GDS Contract
Purpose of contract	General
Contract start date	01/04/2006
Contract end date	

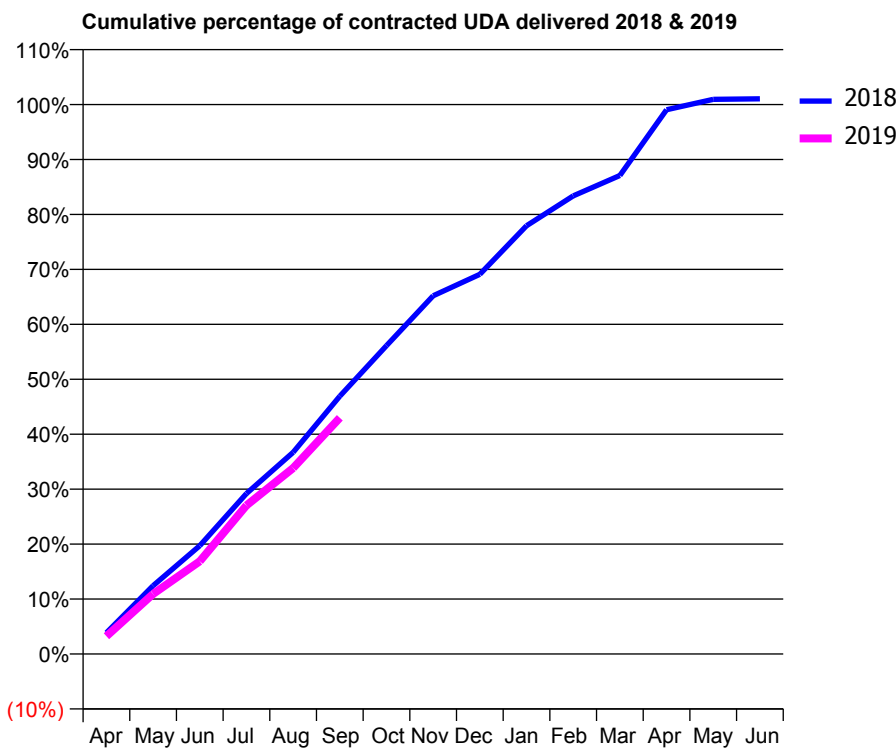
18/19 Contracted general activity (UDA)	17,508
Carry forward general activity (UDA)	-182
18/19 Contracted orthodontic activity (UOA)	0
Carry forward orthodontic activity (UOA)	0
Baseline contract value	£524,935.58

ACCESS*

Patients seen in 24 months	Total	Change since previous quarter
Quarter ending September 2017	6,886	
Quarter ending December 2017	6,794	↓
Quarter ending March 2018	6,666	↓
Quarter ending June 2018	6,620	→
Quarter ending September 2018	6,554	→
Variance since September 2017	(4.8%)	↓



ACTIVITY



Month	Adjusted Scheduled Activity (UDA)	
	2018	2019
April	678	569
May	2,178	1,914
June	3,451	2,957
July	5,113	4,735
August	6,425	5,923
September	8,214	7,526
October	9,825	
November	11,412	
December	12,099	
January	13,643	
February	14,595	
March	15,247	
April	17,341	
May	17,671	
June	17,690	

QUALITY

	Quantity	Base Number	Contract	AT	Region	England
% of FP17s for the same patient ID Re-attending within 3 months - Children	77	1,006	7.7%	9.9%	11.5%	11.6%
% of FP17s for the same patient ID Re-attending within 3 months - Adults	594	2,917	20.4%	15.6%	16.5%	15.5%
% of FP17s for the same patient ID Re-attending between 3 & 9 months - Children	268	1,006	26.6%	48.4%	48.5%	58.8%
% of FP17s for the same patient ID Re-attending between 3 & 9 months - Adults	851	2,917	29.2%	38.4%	39.1%	51.1%
% of FP17s for Band 1 Urgent Courses	347	2,761	12.6%	11.0%	10.6%	9.0%
% of FP17s Relating to Free Repair or Replacements	92	2,761	3.3%	0.5%	0.5%	0.8%
% of FP17s Relating to Continuations	60	2,761	2.2%	0.5%	0.7%	0.9%
% of Patients satisfied with the dentistry they have received	1	1	N/A	89.0%	90.5%	93.3%
% of Patients satisfied with the time they had to wait for an appointment	1	1	N/A	85.3%	85.1%	88.9%

* This is based on patients treated on this contract for their most recent course of treatment. Figures in italics indicate the base number of FP17s or Patient Questionnaire responses are less than 100. N/A is shown where the base number of responses is less than 10 during the period. % is calculated as Quantity/Base number*100

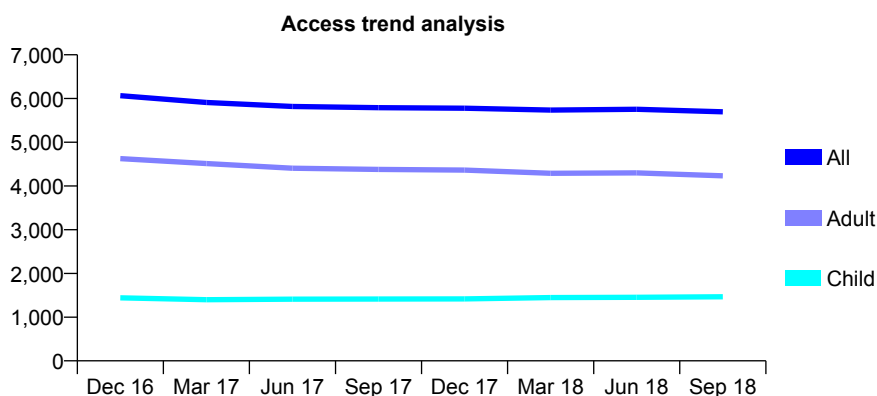
Q62 - Vital Signs At a Glance Contract Report for 676721/0001 - September 2018

Name or company name	MISS AM PATEL
Contract type name	GDS Contract
Purpose of contract	General
Contract start date	01/05/2008
Contract end date	

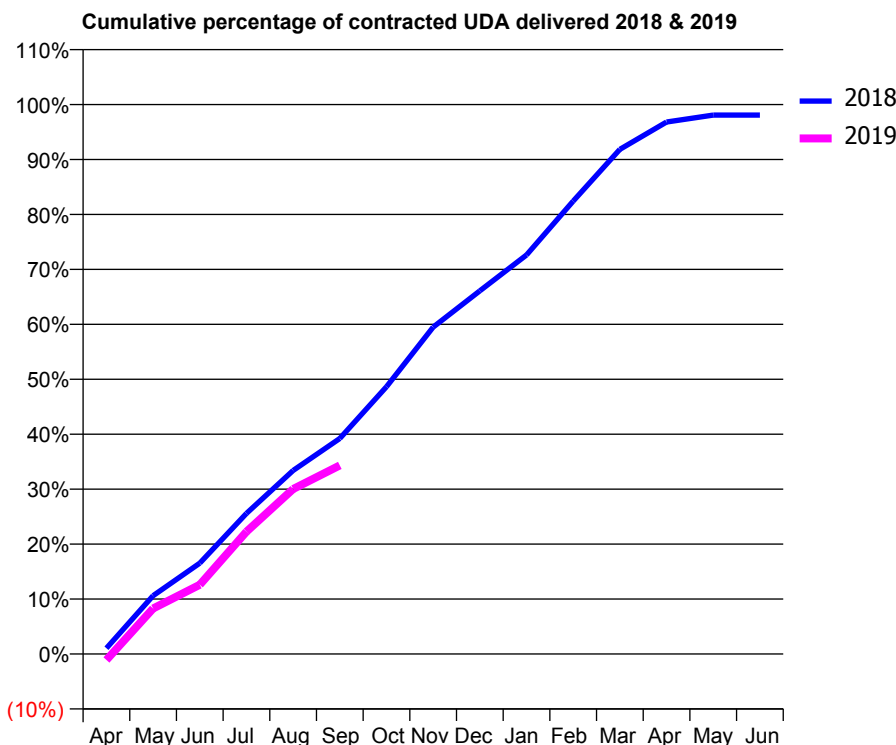
18/19 Contracted general activity (UDA)	19,880
Carry forward general activity (UDA)	385
18/19 Contracted orthodontic activity (UOA)	0
Carry forward orthodontic activity (UOA)	0
Baseline contract value	£608,228.95

ACCESS*

Patients seen in 24 months	Total	Change since previous quarter
Quarter ending September 2017	5,791	
Quarter ending December 2017	5,778	→
Quarter ending March 2018	5,737	→
Quarter ending June 2018	5,753	→
Quarter ending September 2018	5,697	→
Variance since September 2017	(1.6%)	↓



ACTIVITY



Month	Adjusted Scheduled Activity (UDA)	
	2018	2019
April	210	-218
May	2,110	1,646
June	3,289	2,506
July	5,089	4,425
August	6,642	5,972
September	7,799	6,822
October	9,668	
November	11,828	
December	13,138	
January	14,438	
February	16,388	
March	18,257	
April	19,246	
May	19,495	
June	19,495	

QUALITY

	Quantity	Base Number	Contract	AT	Region	England
% of FP17s for the same patient ID Re-attending within 3 months - Children	55	722	7.6%	9.9%	11.5%	11.6%
% of FP17s for the same patient ID Re-attending within 3 months - Adults	273	2,075	13.2%	15.6%	16.5%	15.5%
% of FP17s for the same patient ID Re-attending between 3 & 9 months - Children	262	722	36.3%	48.4%	48.5%	58.8%
% of FP17s for the same patient ID Re-attending between 3 & 9 months - Adults	878	2,075	42.3%	38.4%	39.1%	51.1%
% of FP17s for Band 1 Urgent Courses	301	2,449	12.3%	11.0%	10.6%	9.0%
% of FP17s Relating to Free Repair or Replacements	7	2,449	0.3%	0.5%	0.5%	0.8%
% of FP17s Relating to Continuations	12	2,449	0.5%	0.5%	0.7%	0.9%
% of Patients satisfied with the dentistry they have received	4	4	N/A	89.0%	90.5%	93.3%
% of Patients satisfied with the time they had to wait for an appointment	4	4	N/A	85.3%	85.1%	88.9%

* This is based on patients treated on this contract for their most recent course of treatment. Figures in italics indicate the base number of FP17s or Patient Questionnaire responses are less than 100. N/A is shown where the base number of responses is less than 10 during the period. % is calculated as Quantity/Base number*100

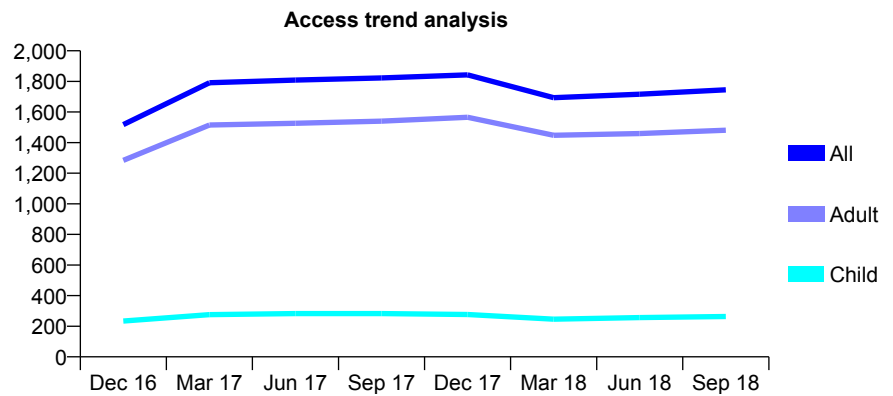
Q62 - Vital Signs At a Glance Contract Report for 677019/0001 - September 2018

Name or company name	Bhavish Thakrar and Jayesh Kotecha
Contract type name	GDS Contract
Purpose of contract	General
Contract start date	01/04/2006
Contract end date	

18/19 Contracted general activity (UDA)	6,359
Carry forward general activity (UDA)	116
18/19 Contracted orthodontic activity (UOA)	0
Carry forward orthodontic activity (UOA)	0
Baseline contract value	£225,091.92

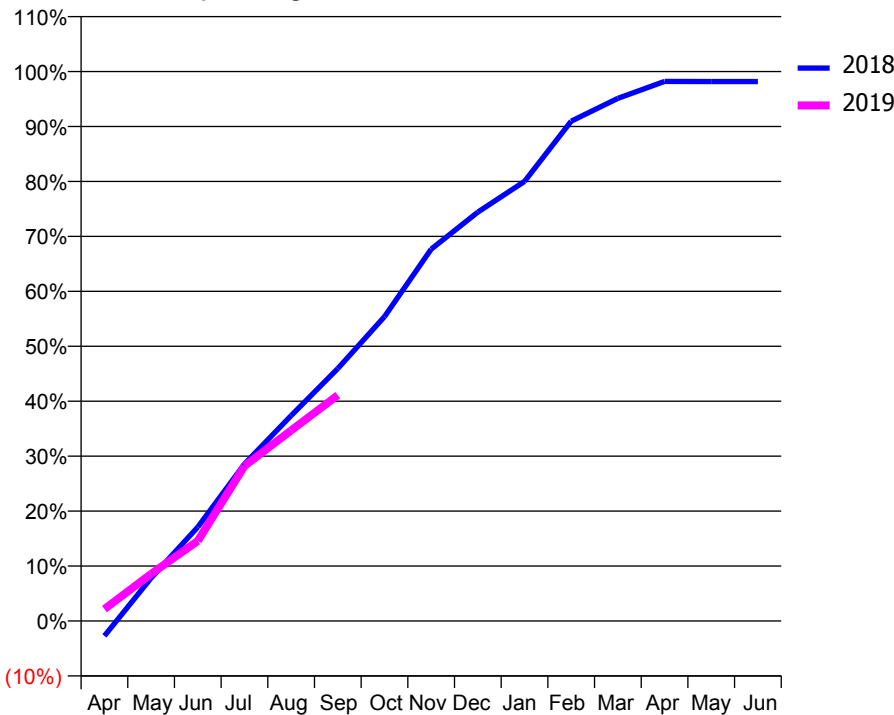
ACCESS*

Patients seen in 24 months	Total	Change since previous quarter
Quarter ending September 2017	1,823	
Quarter ending December 2017	1,843	→
Quarter ending March 2018	1,694	↓
Quarter ending June 2018	1,716	→
Quarter ending September 2018	1,745	→
Variance since September 2017	(4.3%)	↓



ACTIVITY

Cumulative percentage of contracted UDA delivered 2018 & 2019



Month	Adjusted Scheduled Activity (UDA)	
	2018	2019
April	-174	139
May	498	545
June	1,087	927
July	1,817	1,794
August	2,378	2,206
September	2,922	2,613
October	3,522	
November	4,303	
December	4,732	
January	5,087	
February	5,784	
March	6,049	
April	6,244	
May	6,243	
June	6,243	

QUALITY

	Quantity	Base Number	Contract	AT	Region	England
% of FP17s for the same patient ID Re-attending within 3 months - Children	9	167	5.4%	9.9%	11.5%	11.6%
% of FP17s for the same patient ID Re-attending within 3 months - Adults	93	708	13.1%	15.6%	16.5%	15.5%
% of FP17s for the same patient ID Re-attending between 3 & 9 months - Children	51	167	30.5%	48.4%	48.5%	58.8%
% of FP17s for the same patient ID Re-attending between 3 & 9 months - Adults	185	708	26.1%	38.4%	39.1%	51.1%
% of FP17s for Band 1 Urgent Courses	114	838	13.6%	11.0%	10.6%	9.0%
% of FP17s Relating to Free Repair or Replacements	5	838	0.6%	0.5%	0.5%	0.8%
% of FP17s Relating to Continuations	5	838	0.6%	0.5%	0.7%	0.9%
% of Patients satisfied with the dentistry they have received	1	1	N/A	89.0%	90.5%	93.3%
% of Patients satisfied with the time they had to wait for an appointment	1	1	N/A	85.3%	85.1%	88.9%

* This is based on patients treated on this contract for their most recent course of treatment. Figures in italics indicate the base number of FP17s or Patient Questionnaire responses are less than 100. N/A is shown where the base number of responses is less than 10 during the period. % is calculated as Quantity/Base number*100

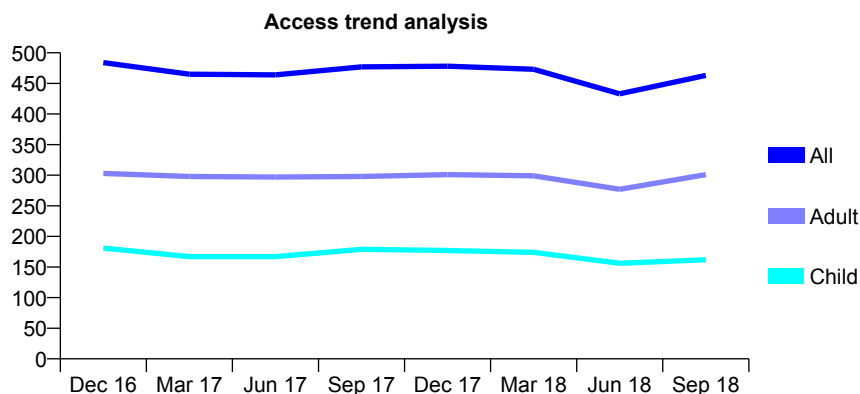
Q62 - Vital Signs At a Glance Contract Report for 678635/0001 - September 2018

Name or company name	Zabihi and Partners
Contract type name	GDS Contract
Purpose of contract	General
Contract start date	01/04/2006
Contract end date	

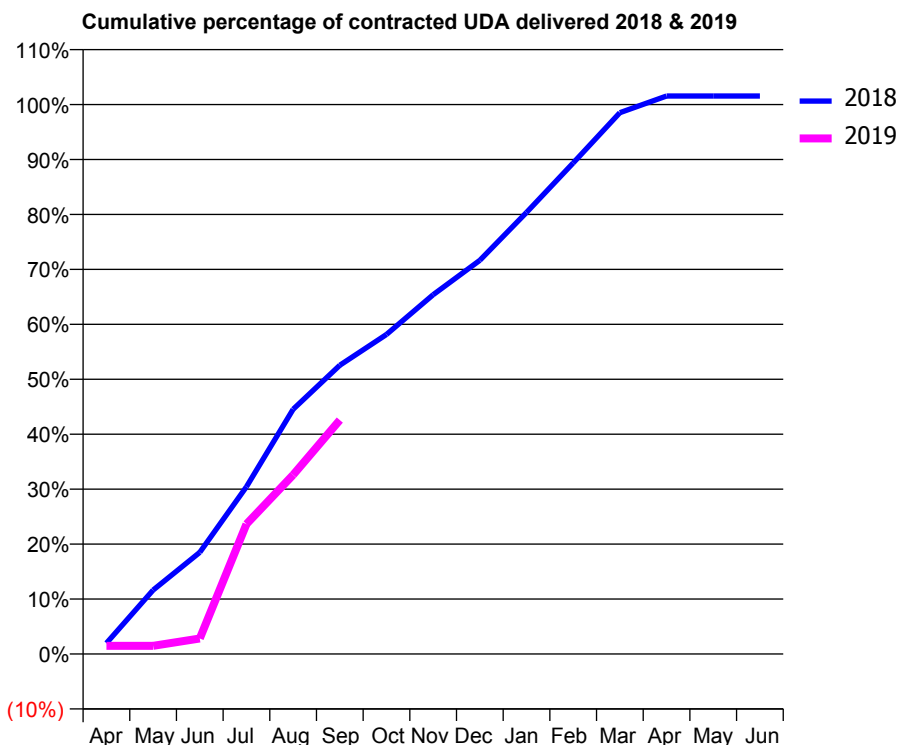
18/19 Contracted general activity (UDA)	1,263
Carry forward general activity (UDA)	-19
18/19 Contracted orthodontic activity (UOA)	0
Carry forward orthodontic activity (UOA)	0
Baseline contract value	£31,451.02

ACCESS*

Patients seen in 24 months	Total	Change since previous quarter
Quarter ending September 2017	477	
Quarter ending December 2017	478	→
Quarter ending March 2018	473	↓
Quarter ending June 2018	433	↓
Quarter ending September 2018	463	↑
Variance since September 2017	(2.9%)	↓



ACTIVITY



Month	Adjusted Scheduled Activity (UDA)	
	2018	2019
April	25	19
May	147	19
June	234	36
July	385	299
August	563	412
September	664	538
October	734	
November	826	
December	905	
January	1,015	
February	1,129	
March	1,244	
April	1,282	
May	1,282	
June	1,282	

QUALITY

	Quantity	Base Number	Contract	AT	Region	England
% of FP17s for the same patient ID Re-attending within 3 months - Children	7	100	7.0%	9.9%	11.5%	11.6%
% of FP17s for the same patient ID Re-attending within 3 months - Adults	9	144	6.3%	15.6%	16.5%	15.5%
% of FP17s for the same patient ID Re-attending between 3 & 9 months - Children	58	100	58.0%	48.4%	48.5%	58.8%
% of FP17s for the same patient ID Re-attending between 3 & 9 months - Adults	58	144	40.3%	38.4%	39.1%	51.1%
% of FP17s for Band 1 Urgent Courses	9	229	3.9%	11.0%	10.6%	9.0%
% of FP17s Relating to Free Repair or Replacements	2	229	0.9%	0.5%	0.5%	0.8%
% of FP17s Relating to Continuations	1	229	0.4%	0.5%	0.7%	0.9%
% of Patients satisfied with the dentistry they have received	0	0	N/A	89.0%	90.5%	93.3%
% of Patients satisfied with the time they had to wait for an appointment	0	0	N/A	85.3%	85.1%	88.9%

* This is based on patients treated on this contract for their most recent course of treatment. Figures in italics indicate the base number of FP17s or Patient Questionnaire responses are less than 100. N/A is shown where the base number of responses is less than 10 during the period. % is calculated as Quantity/Base number*100

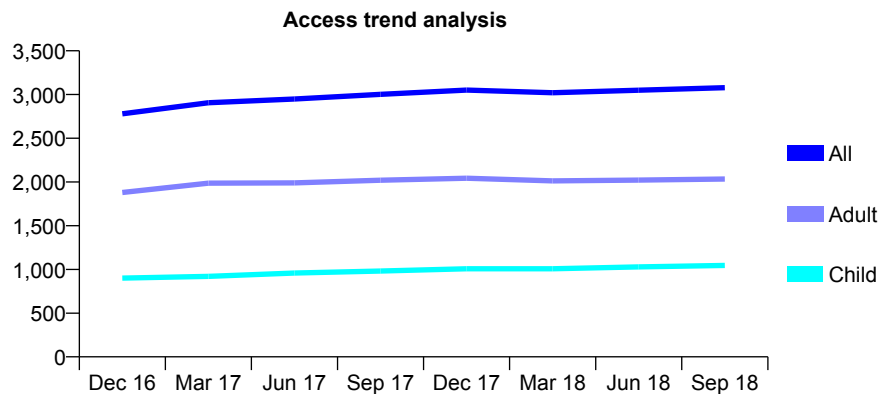
Q62 - Vital Signs At a Glance Contract Report for 679259/0001 - September 2018

Name or company name	MISS S MOVAHEDI
Contract type name	GDS Contract
Purpose of contract	General
Contract start date	01/02/2015
Contract end date	

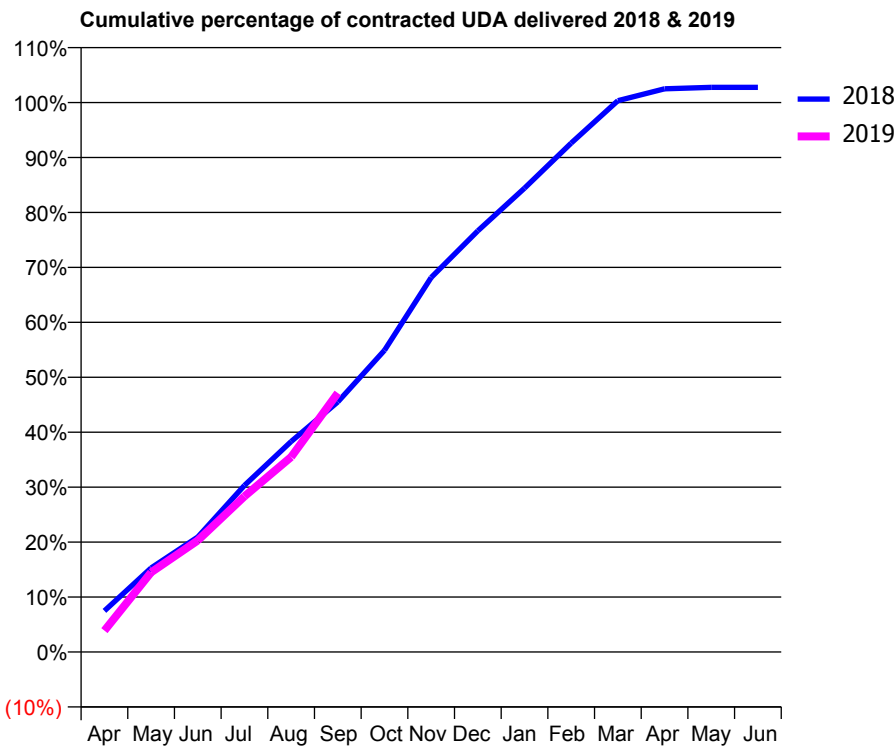
18/19 Contracted general activity (UDA)	5,094
Carry forward general activity (UDA)	-102
18/19 Contracted orthodontic activity (UOA)	0
Carry forward orthodontic activity (UOA)	0
Baseline contract value	£173,256.46

ACCESS*

Patients seen in 24 months	Total	Change since previous quarter
Quarter ending September 2017	3,002	
Quarter ending December 2017	3,051	→
Quarter ending March 2018	3,020	↓
Quarter ending June 2018	3,050	→
Quarter ending September 2018	3,079	→
Variance since September 2017	2.6%	↑



ACTIVITY



Month	Adjusted Scheduled Activity (UDA)	
	2018	2019
April	382	199
May	779	739
June	1,067	1,034
July	1,544	1,443
August	1,951	1,808
September	2,319	2,401
October	2,797	
November	3,471	
December	3,904	
January	4,300	
February	4,718	
March	5,111	
April	5,221	
May	5,235	
June	5,235	

QUALITY

	Quantity	Base Number	Contract	AT	Region	England
% of FP17s for the same patient ID Re-attending within 3 months - Children	52	623	8.3%	9.9%	11.5%	11.6%
% of FP17s for the same patient ID Re-attending within 3 months - Adults	201	1,093	18.4%	15.6%	16.5%	15.5%
% of FP17s for the same patient ID Re-attending between 3 & 9 months - Children	262	623	42.1%	48.4%	48.5%	58.8%
% of FP17s for the same patient ID Re-attending between 3 & 9 months - Adults	333	1,093	30.5%	38.4%	39.1%	51.1%
% of FP17s for Band 1 Urgent Courses	177	1,140	15.5%	11.0%	10.6%	9.0%
% of FP17s Relating to Free Repair or Replacements	2	1,140	0.2%	0.5%	0.5%	0.8%
% of FP17s Relating to Continuations	4	1,140	0.4%	0.5%	0.7%	0.9%
% of Patients satisfied with the dentistry they have received	0	0	N/A	89.0%	90.5%	93.3%
% of Patients satisfied with the time they had to wait for an appointment	0	0	N/A	85.3%	85.1%	88.9%

* This is based on patients treated on this contract for their most recent course of treatment. Figures in italics indicate the base number of FP17s or Patient Questionnaire responses are less than 100. N/A is shown where the base number of responses is less than 10 during the period. % is calculated as Quantity/Base number*100

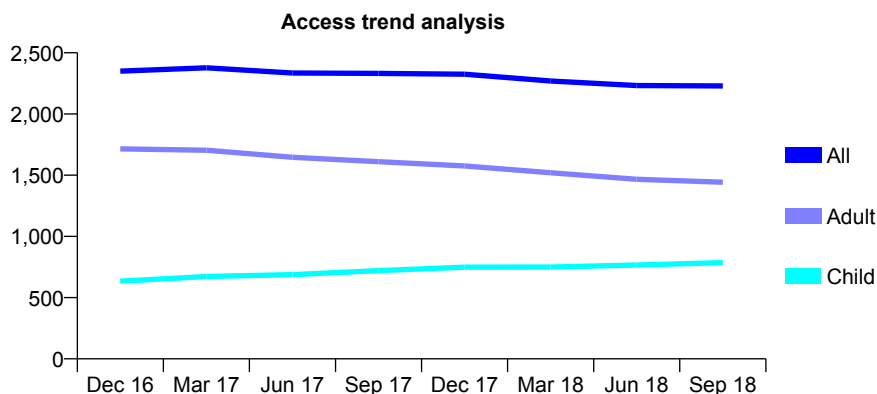
Q62 - Vital Signs At a Glance Contract Report for 679569/0001 - September 2018

Name or company name	MR A AGHABABAEI-KACHOU EI
Contract type name	GDS Contract
Purpose of contract	General
Contract start date	01/04/2006
Contract end date	

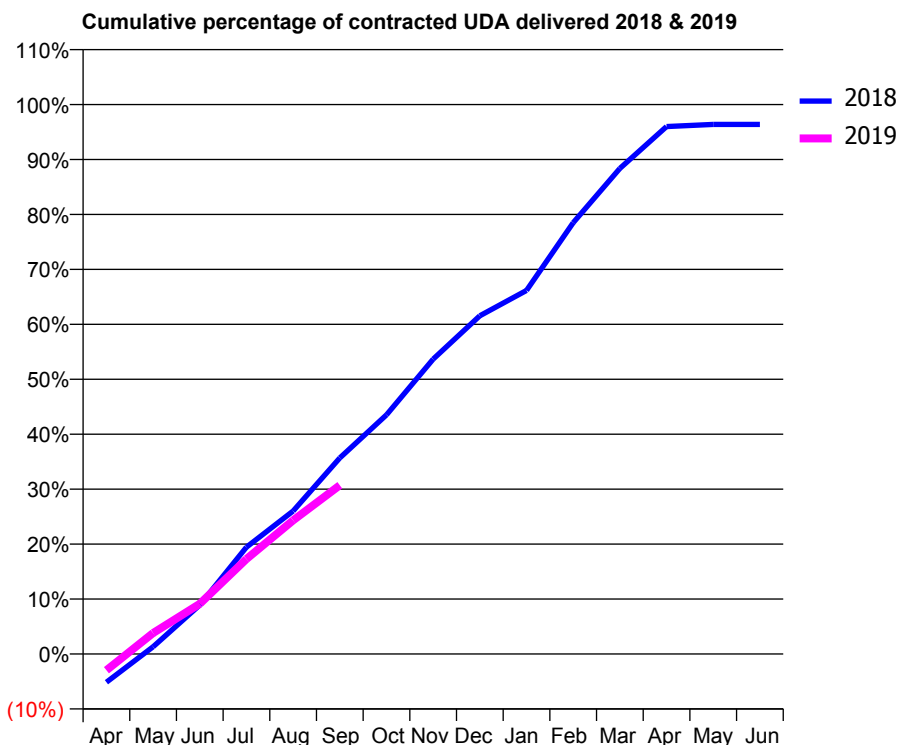
18/19 Contracted general activity (UDA)	7,475
Carry forward general activity (UDA)	270
18/19 Contracted orthodontic activity (UOA)	0
Carry forward orthodontic activity (UOA)	0
Baseline contract value	£279,022.78

ACCESS*

Patients seen in 24 months	Total	Change since previous quarter
Quarter ending September 2017	2,332	
Quarter ending December 2017	2,325	→
Quarter ending March 2018	2,270	↓
Quarter ending June 2018	2,233	↓
Quarter ending September 2018	2,229	→
Variance since September 2017	(4.4%)	↓



ACTIVITY



Month	Adjusted Scheduled Activity (UDA)	
	2018	2019
April	-386	-223
May	99	286
June	667	684
July	1,453	1,293
August	1,945	1,818
September	2,667	2,296
October	3,253	
November	4,012	
December	4,600	
January	4,945	
February	5,867	
March	6,605	
April	7,176	
May	7,205	
June	7,205	

QUALITY

	Quantity	Base Number	Contract	AT	Region	England
% of FP17s for the same patient ID Re-attending within 3 months - Children	30	498	6.0%	9.9%	11.5%	11.6%
% of FP17s for the same patient ID Re-attending within 3 months - Adults	61	550	11.1%	15.6%	16.5%	15.5%
% of FP17s for the same patient ID Re-attending between 3 & 9 months - Children	238	498	47.8%	48.4%	48.5%	58.8%
% of FP17s for the same patient ID Re-attending between 3 & 9 months - Adults	146	550	26.5%	38.4%	39.1%	51.1%
% of FP17s for Band 1 Urgent Courses	60	888	6.8%	11.0%	10.6%	9.0%
% of FP17s Relating to Free Repair or Replacements	0	888	0.0%	0.5%	0.5%	0.8%
% of FP17s Relating to Continuations	7	888	0.8%	0.5%	0.7%	0.9%
% of Patients satisfied with the dentistry they have received	0	0	N/A	89.0%	90.5%	93.3%
% of Patients satisfied with the time they had to wait for an appointment	0	0	N/A	85.3%	85.1%	88.9%

* This is based on patients treated on this contract for their most recent course of treatment. Figures in italics indicate the base number of FP17s or Patient Questionnaire responses are less than 100. N/A is shown where the base number of responses is less than 10 during the period. % is calculated as Quantity/Base number*100

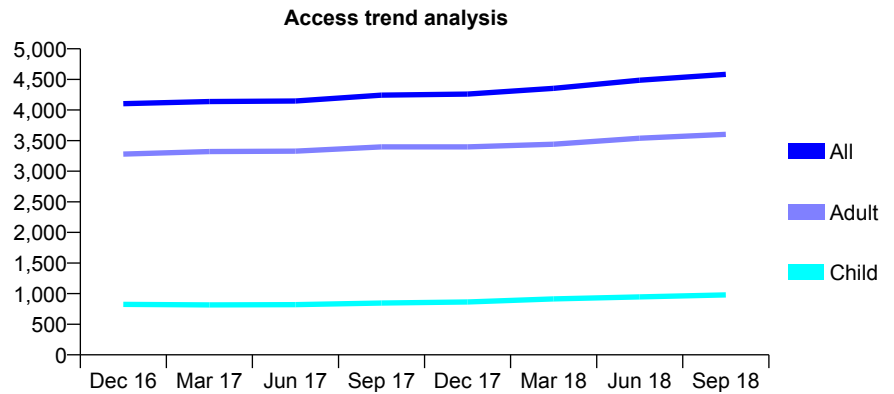
Q62 - Vital Signs At a Glance Contract Report for 686166/0001 - September 2018

Name or company name	MR R BAREZ
Contract type name	GDS Contract
Purpose of contract	General
Contract start date	01/12/2009
Contract end date	

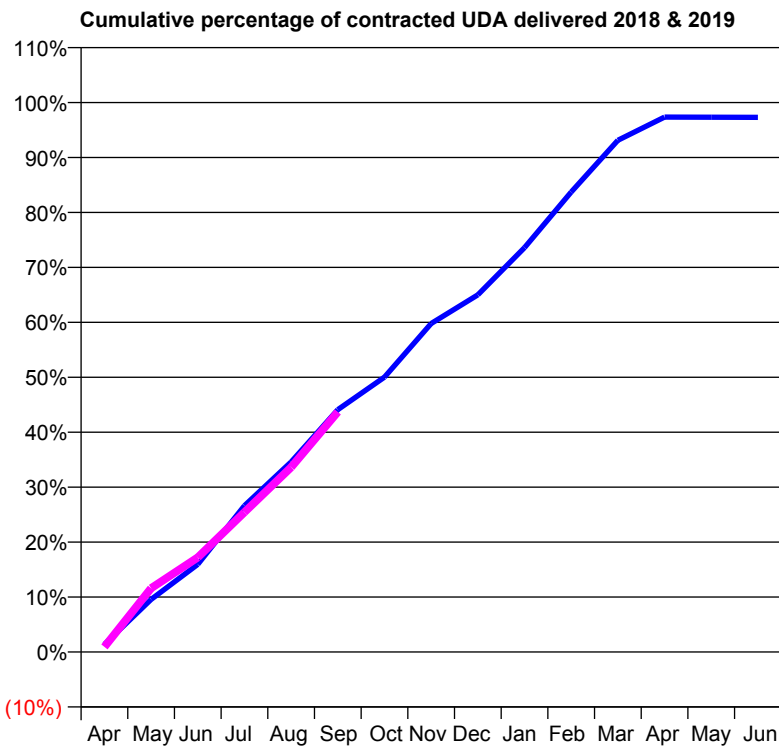
18/19 Contracted general activity (UDA)	13,132
Carry forward general activity (UDA)	354
18/19 Contracted orthodontic activity (UOA)	0
Carry forward orthodontic activity (UOA)	0
Baseline contract value	£296,395.34

ACCESS*

Patients seen in 24 months	Total	Change since previous quarter
Quarter ending September 2017	4,244	
Quarter ending December 2017	4,261	→
Quarter ending March 2018	4,355	↑
Quarter ending June 2018	4,486	↑
Quarter ending September 2018	4,582	↑
Variance since September 2017	8.0%	↑



ACTIVITY



Month	Adjusted Scheduled Activity (UDA)	
	2018	2019
April	183	124
May	1,257	1,524
June	2,095	2,260
July	3,496	3,340
August	4,543	4,414
September	5,793	5,738
October	6,570	
November	7,851	
December	8,536	
January	9,664	
February	10,994	
March	12,230	
April	12,783	
May	12,779	
June	12,778	

QUALITY

	Quantity	Base Number	Contract	AT	Region	England
% of FP17s for the same patient ID Re-attending within 3 months - Children	57	789	7.2%	9.9%	11.5%	11.6%
% of FP17s for the same patient ID Re-attending within 3 months - Adults	337	2,388	14.1%	15.6%	16.5%	15.5%
% of FP17s for the same patient ID Re-attending between 3 & 9 months - Children	461	789	58.4%	48.4%	48.5%	58.8%
% of FP17s for the same patient ID Re-attending between 3 & 9 months - Adults	1,242	2,388	52.0%	38.4%	39.1%	51.1%
% of FP17s for Band 1 Urgent Courses	328	2,941	11.2%	11.0%	10.6%	9.0%
% of FP17s Relating to Free Repair or Replacements	19	2,941	0.6%	0.5%	0.5%	0.8%
% of FP17s Relating to Continuations	24	2,941	0.8%	0.5%	0.7%	0.9%
% of Patients satisfied with the dentistry they have received	0	0	N/A	89.0%	90.5%	93.3%
% of Patients satisfied with the time they had to wait for an appointment	0	0	N/A	85.3%	85.1%	88.9%

* This is based on patients treated on this contract for their most recent course of treatment. Figures in italics indicate the base number of FP17s or Patient Questionnaire responses are less than 100. N/A is shown where the base number of responses is less than 10 during the period. % is calculated as Quantity/Base number*100

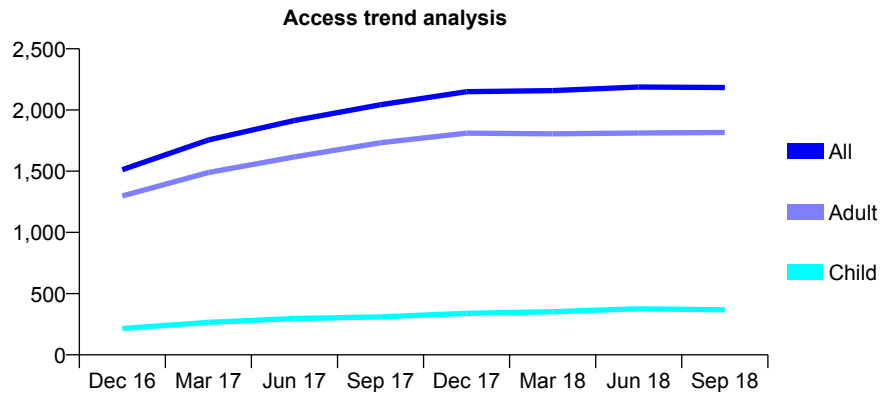
Q62 - Vital Signs At a Glance Contract Report for 686166/0002 - September 2018

Name or company name	MR R BAREZ
Contract type name	GDS Contract
Purpose of contract	General
Contract start date	01/12/2015
Contract end date	

18/19 Contracted general activity (UDA)	5,771
Carry forward general activity (UDA)	0
18/19 Contracted orthodontic activity (UOA)	0
Carry forward orthodontic activity (UOA)	0
Baseline contract value	£171,284.16

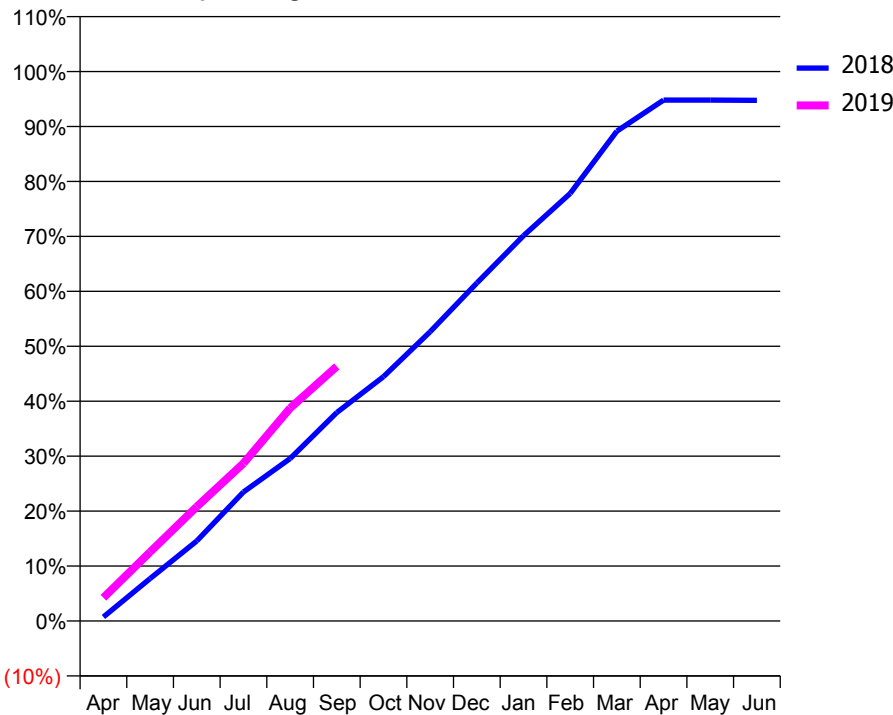
ACCESS*

Patients seen in 24 months	Total	Change since previous quarter
Quarter ending September 2017	2,043	
Quarter ending December 2017	2,150	↑
Quarter ending March 2018	2,158	→
Quarter ending June 2018	2,188	→
Quarter ending September 2018	2,184	→
Variance since September 2017	6.9%	↑



ACTIVITY

Cumulative percentage of contracted UDA delivered 2018 & 2019



Month	Adjusted Scheduled Activity (UDA)	
	2018	2019
April	43	244
May	446	725
June	841	1,201
July	1,355	1,656
August	1,707	2,236
September	2,190	2,674
October	2,567	
November	3,038	
December	3,550	
January	4,047	
February	4,490	
March	5,144	
April	5,470	
May	5,471	
June	5,468	

QUALITY

	Quantity	Base Number	Contract	AT	Region	England
% of FP17s for the same patient ID Re-attending within 3 months - Children	20	273	7.3%	9.9%	11.5%	11.6%
% of FP17s for the same patient ID Re-attending within 3 months - Adults	208	1,121	18.6%	15.6%	16.5%	15.5%
% of FP17s for the same patient ID Re-attending between 3 & 9 months - Children	143	273	52.4%	48.4%	48.5%	58.8%
% of FP17s for the same patient ID Re-attending between 3 & 9 months - Adults	449	1,121	40.1%	38.4%	39.1%	51.1%
% of FP17s for Band 1 Urgent Courses	241	1,296	18.6%	11.0%	10.6%	9.0%
% of FP17s Relating to Free Repair or Replacements	7	1,296	0.5%	0.5%	0.5%	0.8%
% of FP17s Relating to Continuations	22	1,296	1.7%	0.5%	0.7%	0.9%
% of Patients satisfied with the dentistry they have received	2	2	N/A	89.0%	90.5%	93.3%
% of Patients satisfied with the time they had to wait for an appointment	2	2	N/A	85.3%	85.1%	88.9%

* This is based on patients treated on this contract for their most recent course of treatment. Figures in italics indicate the base number of FP17s or Patient Questionnaire responses are less than 100. N/A is shown where the base number of responses is less than 10 during the period. % is calculated as Quantity/Base number*100

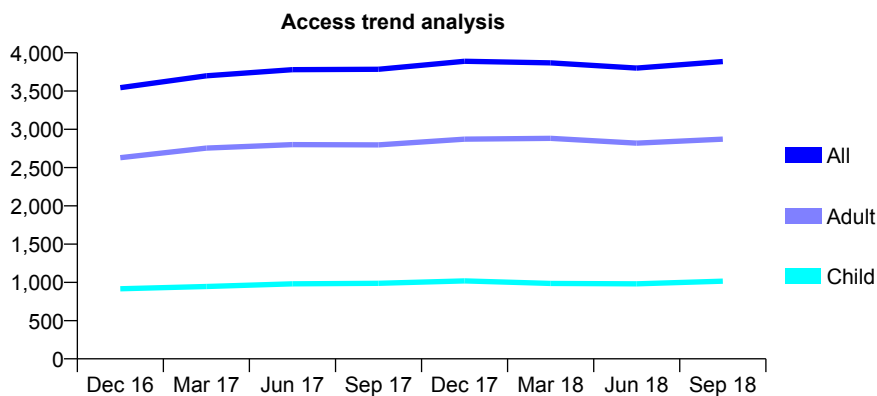
Q62 - Vital Signs At a Glance Contract Report for 691070/0001 - September 2018

Name or company name	MR H EZZATI-NIK
Contract type name	GDS Contract
Purpose of contract	General
Contract start date	31/10/2008
Contract end date	

18/19 Contracted general activity (UDA)	11,718
Carry forward general activity (UDA)	50
18/19 Contracted orthodontic activity (UOA)	0
Carry forward orthodontic activity (UOA)	0
Baseline contract value	£323,341.04

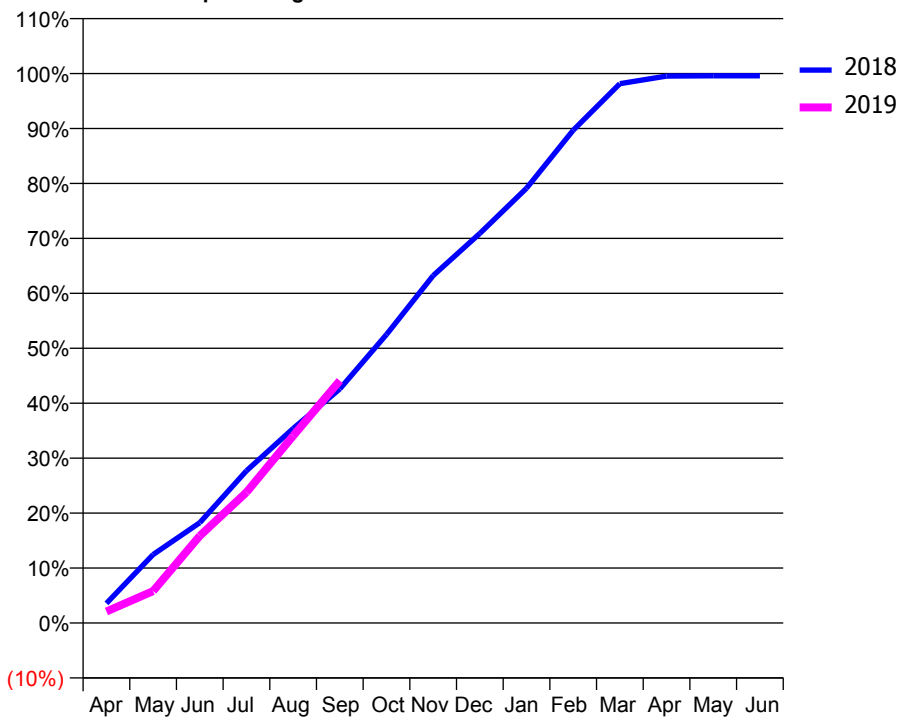
ACCESS*

Patients seen in 24 months	Total	Change since previous quarter
Quarter ending September 2017	3,784	
Quarter ending December 2017	3,890	↑
Quarter ending March 2018	3,868	→
Quarter ending June 2018	3,800	↓
Quarter ending September 2018	3,886	↑
Variance since September 2017	2.7%	↑



ACTIVITY

Cumulative percentage of contracted UDA delivered 2018 & 2019



Adjusted Scheduled Activity (UDA)

Month	2018	2019
April	419	246
May	1,459	681
June	2,140	1,857
July	3,247	2,788
August	4,149	3,992
September	4,991	5,167
October	6,153	
November	7,410	
December	8,308	
January	9,273	
February	10,510	
March	11,502	
April	11,662	
May	11,669	
June	11,668	

QUALITY

	Quantity	Base Number	Contract	AT	Region	England
% of FP17s for the same patient ID Re-attending within 3 months - Children	25	612	4.1%	9.9%	11.5%	11.6%
% of FP17s for the same patient ID Re-attending within 3 months - Adults	123	1,442	8.5%	15.6%	16.5%	15.5%
% of FP17s for the same patient ID Re-attending between 3 & 9 months - Children	290	612	47.4%	48.4%	48.5%	58.8%
% of FP17s for the same patient ID Re-attending between 3 & 9 months - Adults	600	1,442	41.6%	38.4%	39.1%	51.1%
% of FP17s for Band 1 Urgent Courses	82	2,000	4.1%	11.0%	10.6%	9.0%
% of FP17s Relating to Free Repair or Replacements	0	2,000	0.0%	0.5%	0.5%	0.8%
% of FP17s Relating to Continuations	0	2,000	0.0%	0.5%	0.7%	0.9%
% of Patients satisfied with the dentistry they have received	1	1	N/A	89.0%	90.5%	93.3%
% of Patients satisfied with the time they had to wait for an appointment	1	1	N/A	85.3%	85.1%	88.9%

* This is based on patients treated on this contract for their most recent course of treatment. Figures in italics indicate the base number of FP17s or Patient Questionnaire responses are less than 100. N/A is shown where the base number of responses is less than 10 during the period. % is calculated as Quantity/Base number*100

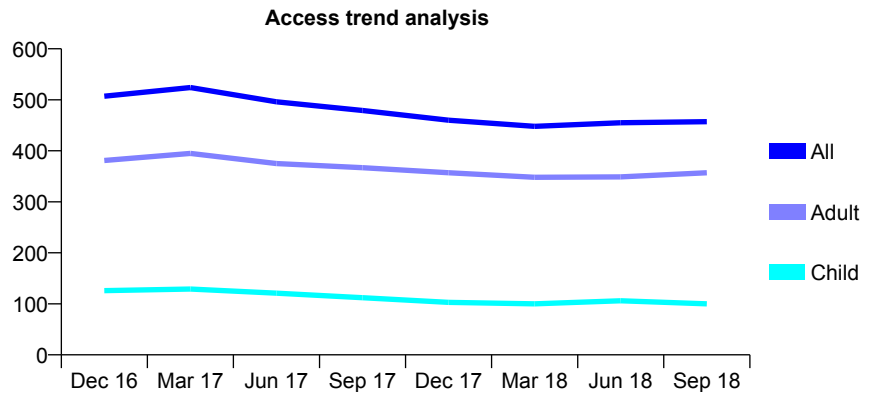
Q62 - Vital Signs At a Glance Contract Report for 692301/0001 - September 2018

Name or company name	MR A VUCETIC
Contract type name	GDS Contract
Purpose of contract	General
Contract start date	01/06/2008
Contract end date	

18/19 Contracted general activity (UDA)	1,525
Carry forward general activity (UDA)	371
18/19 Contracted orthodontic activity (UOA)	0
Carry forward orthodontic activity (UOA)	0
Baseline contract value	£43,248.53

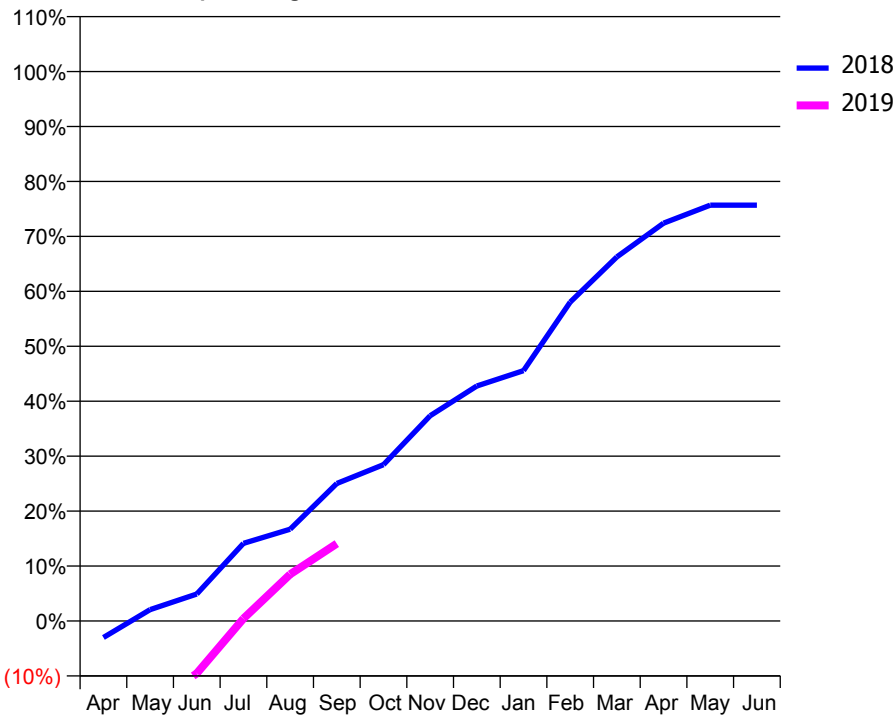
ACCESS*

Patients seen in 24 months	Total	Change since previous quarter
Quarter ending September 2017	479	
Quarter ending December 2017	460	↓
Quarter ending March 2018	448	↓
Quarter ending June 2018	455	→
Quarter ending September 2018	457	→
Variance since September 2017	(4.6%)	↓



ACTIVITY

Cumulative percentage of contracted UDA delivered 2018 & 2019



Month	Adjusted Scheduled Activity (UDA)	
	2018	2019
April	-46	-312
May	32	-238
June	75	-146
July	216	7
August	255	130
September	382	215
October	434	
November	570	
December	652	
January	695	
February	885	
March	1,011	
April	1,104	
May	1,154	
June	1,154	

QUALITY

	Quantity	Base Number	Contract	AT	Region	England
% of FP17s for the same patient ID Re-attending within 3 months - Children	6	71	8.5%	9.9%	11.5%	11.6%
% of FP17s for the same patient ID Re-attending within 3 months - Adults	19	169	11.2%	15.6%	16.5%	15.5%
% of FP17s for the same patient ID Re-attending between 3 & 9 months - Children	18	71	25.4%	48.4%	48.5%	58.8%
% of FP17s for the same patient ID Re-attending between 3 & 9 months - Adults	42	169	24.9%	38.4%	39.1%	51.1%
% of FP17s for Band 1 Urgent Courses	15	197	7.6%	11.0%	10.6%	9.0%
% of FP17s Relating to Free Repair or Replacements	0	197	0.0%	0.5%	0.5%	0.8%
% of FP17s Relating to Continuations	4	197	2.0%	0.5%	0.7%	0.9%
% of Patients satisfied with the dentistry they have received	0	0	N/A	89.0%	90.5%	93.3%
% of Patients satisfied with the time they had to wait for an appointment	0	0	N/A	85.3%	85.1%	88.9%

* This is based on patients treated on this contract for their most recent course of treatment. Figures in italics indicate the base number of FP17s or Patient Questionnaire responses are less than 100. N/A is shown where the base number of responses is less than 10 during the period. % is calculated as Quantity/Base number*100

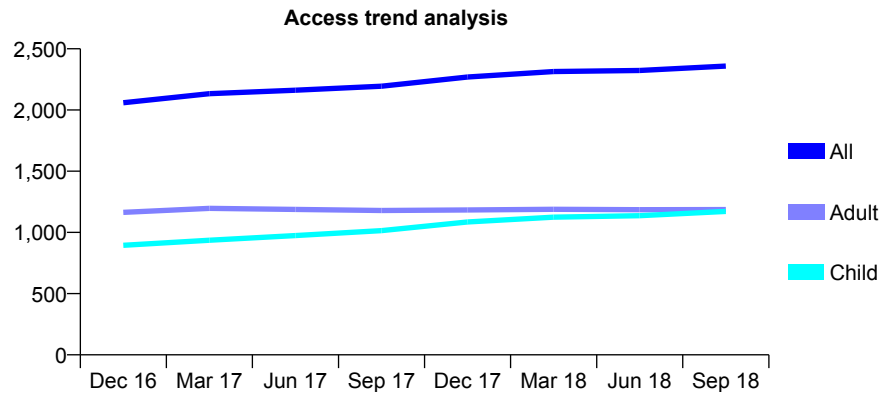
Q62 - Vital Signs At a Glance Contract Report for 695491/0001 - September 2018

Name or company name	MR S KALIRAI
Contract type name	GDS Contract
Purpose of contract	General
Contract start date	21/05/2009
Contract end date	

18/19 Contracted general activity (UDA)	7,598
Carry forward general activity (UDA)	437
18/19 Contracted orthodontic activity (UOA)	0
Carry forward orthodontic activity (UOA)	0
Baseline contract value	£218,170.83

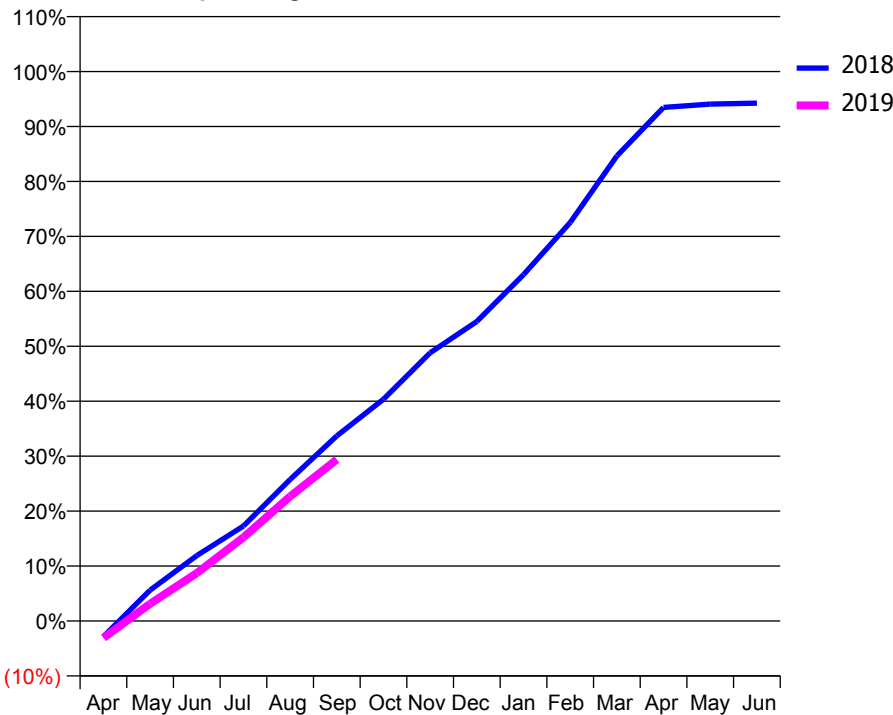
ACCESS*

Patients seen in 24 months	Total	Change since previous quarter
Quarter ending September 2017	2,194	
Quarter ending December 2017	2,270	↑
Quarter ending March 2018	2,314	→
Quarter ending June 2018	2,323	→
Quarter ending September 2018	2,359	→
Variance since September 2017	7.5%	↑



ACTIVITY

Cumulative percentage of contracted UDA delivered 2018 & 2019



Month	Adjusted Scheduled Activity (UDA)	
	2018	2019
April	-216	-234
May	426	239
June	904	663
July	1,314	1,156
August	1,958	1,722
September	2,560	2,233
October	3,068	
November	3,710	
December	4,142	
January	4,789	
February	5,511	
March	6,431	
April	7,102	
May	7,149	
June	7,162	

QUALITY

	Quantity	Base Number	Contract	AT	Region	England
% of FP17s for the same patient ID Re-attending within 3 months - Children	93	1,216	7.6%	9.9%	11.5%	11.6%
% of FP17s for the same patient ID Re-attending within 3 months - Adults	129	773	16.7%	15.6%	16.5%	15.5%
% of FP17s for the same patient ID Re-attending between 3 & 9 months - Children	830	1,216	68.3%	48.4%	48.5%	58.8%
% of FP17s for the same patient ID Re-attending between 3 & 9 months - Adults	418	773	54.1%	38.4%	39.1%	51.1%
% of FP17s for Band 1 Urgent Courses	112	1,545	7.2%	11.0%	10.6%	9.0%
% of FP17s Relating to Free Repair or Replacements	13	1,545	0.8%	0.5%	0.5%	0.8%
% of FP17s Relating to Continuations	14	1,545	0.9%	0.5%	0.7%	0.9%
% of Patients satisfied with the dentistry they have received	4	4	N/A	89.0%	90.5%	93.3%
% of Patients satisfied with the time they had to wait for an appointment	4	4	N/A	85.3%	85.1%	88.9%

* This is based on patients treated on this contract for their most recent course of treatment. Figures in italics indicate the base number of FP17s or Patient Questionnaire responses are less than 100. N/A is shown where the base number of responses is less than 10 during the period. % is calculated as Quantity/Base number*100

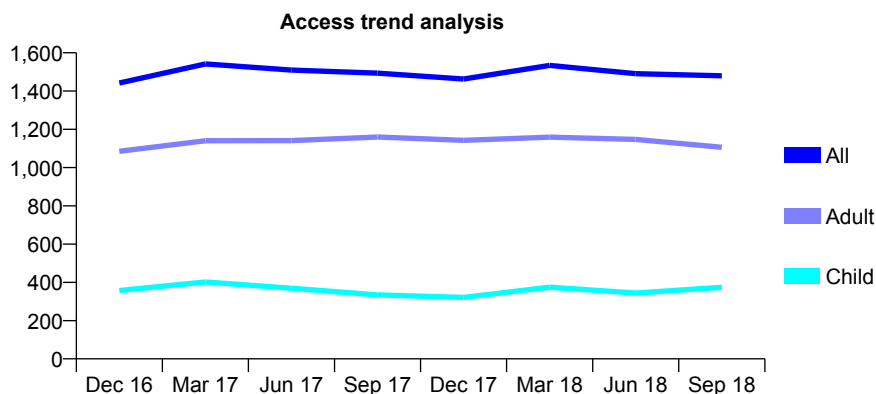
Q62 - Vital Signs At a Glance Contract Report for 725897/0001 - September 2018

Name or company name	MR PU SHAH
Contract type name	GDS Contract
Purpose of contract	General
Contract start date	01/04/2006
Contract end date	

18/19 Contracted general activity (UDA)	6,244
Carry forward general activity (UDA)	-125
18/19 Contracted orthodontic activity (UOA)	0
Carry forward orthodontic activity (UOA)	0
Baseline contract value	£177,835.21

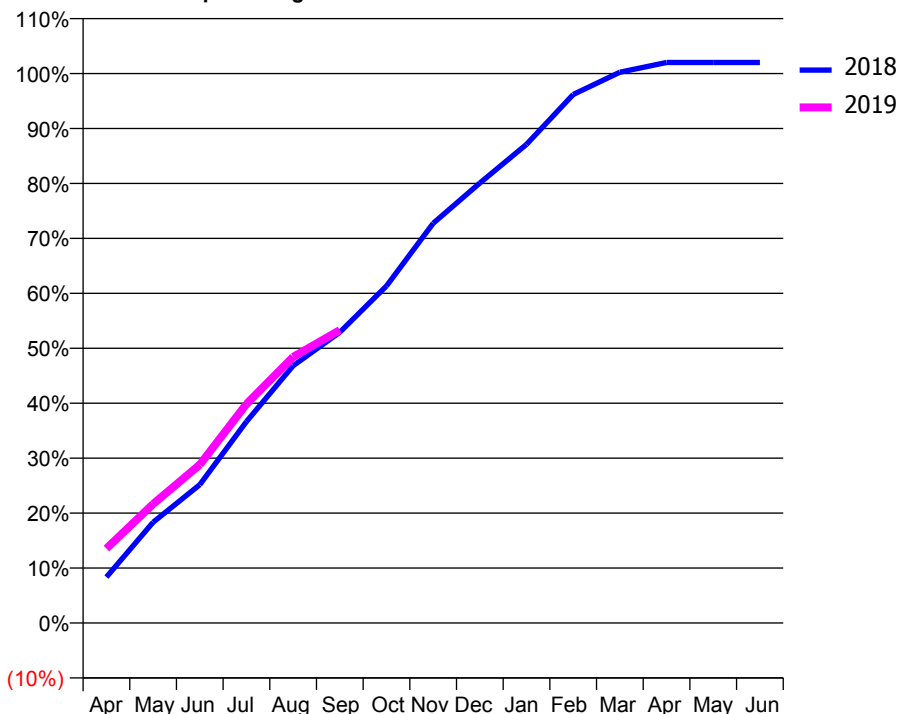
ACCESS*

Patients seen in 24 months	Total	Change since previous quarter
Quarter ending September 2017	1,494	
Quarter ending December 2017	1,463	↓
Quarter ending March 2018	1,534	↑
Quarter ending June 2018	1,491	↓
Quarter ending September 2018	1,480	→
Variance since September 2017	(0.9%)	→



ACTIVITY

Cumulative percentage of contracted UDA delivered 2018 & 2019



Month	Adjusted Scheduled Activity (UDA)	
	2018	2019
April	522	846
May	1,145	1,352
June	1,572	1,799
July	2,288	2,488
August	2,924	3,024
September	3,304	3,328
October	3,830	
November	4,542	
December	5,000	
January	5,438	
February	6,005	
March	6,258	
April	6,369	
May	6,369	
June	6,369	

QUALITY

	Quantity	Base Number	Contract	AT	Region	England
% of FP17s for the same patient ID Re-attending within 3 months - Children	5	225	2.2%	9.9%	11.5%	11.6%
% of FP17s for the same patient ID Re-attending within 3 months - Adults	32	587	5.5%	15.6%	16.5%	15.5%
% of FP17s for the same patient ID Re-attending between 3 & 9 months - Children	17	225	7.6%	48.4%	48.5%	58.8%
% of FP17s for the same patient ID Re-attending between 3 & 9 months - Adults	111	587	18.9%	38.4%	39.1%	51.1%
% of FP17s for Band 1 Urgent Courses	100	765	13.1%	11.0%	10.6%	9.0%
% of FP17s Relating to Free Repair or Replacements	0	765	0.0%	0.5%	0.5%	0.8%
% of FP17s Relating to Continuations	5	765	0.7%	0.5%	0.7%	0.9%
% of Patients satisfied with the dentistry they have received	0	0	N/A	89.0%	90.5%	93.3%
% of Patients satisfied with the time they had to wait for an appointment	0	0	N/A	85.3%	85.1%	88.9%

* This is based on patients treated on this contract for their most recent course of treatment. Figures in italics indicate the base number of FP17s or Patient Questionnaire responses are less than 100. N/A is shown where the base number of responses is less than 10 during the period. % is calculated as Quantity/Base number*100

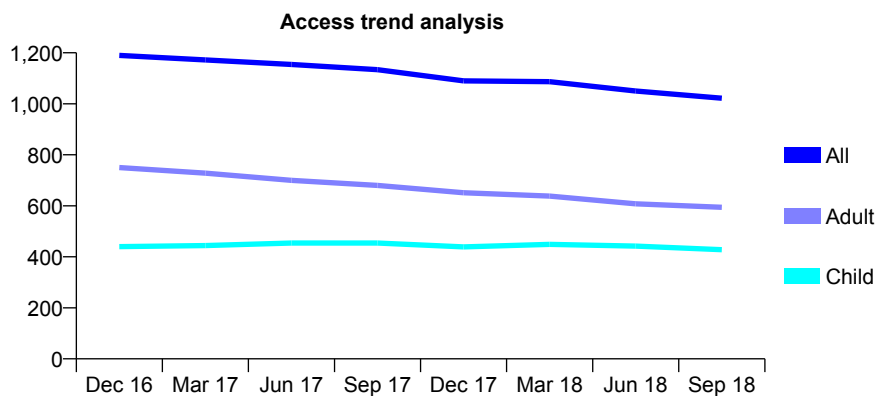
Q62 - Vital Signs At a Glance Contract Report for 725951/0001 - September 2018

Name or company name	MR AK JAIN
Contract type name	GDS Contract
Purpose of contract	General
Contract start date	01/04/2006
Contract end date	

18/19 Contracted general activity (UDA)	2,535
Carry forward general activity (UDA)	63
18/19 Contracted orthodontic activity (UOA)	0
Carry forward orthodontic activity (UOA)	0
Baseline contract value	£63,111.61

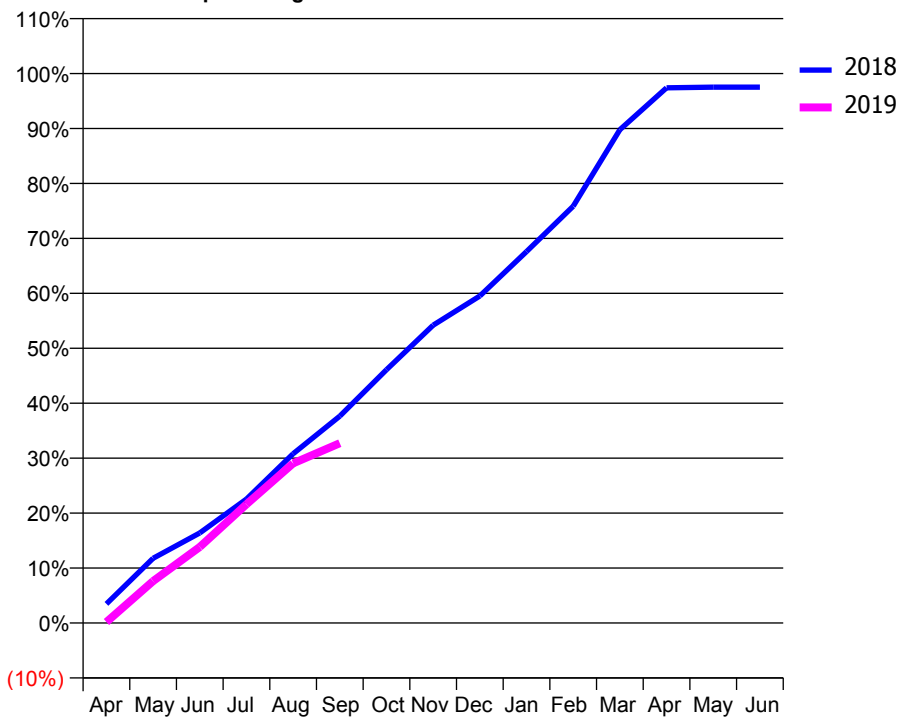
ACCESS*

Patients seen in 24 months	Total	Change since previous quarter
Quarter ending September 2017	1,134	
Quarter ending December 2017	1,090	↓
Quarter ending March 2018	1,087	→
Quarter ending June 2018	1,050	↓
Quarter ending September 2018	1,022	↓
Variance since September 2017	(9.9%)	↓



ACTIVITY

Cumulative percentage of contracted UDA delivered 2018 & 2019



Adjusted Scheduled Activity (UDA)

Month	2018	2019
April	88	4
May	298	193
June	415	351
July	572	548
August	781	736
September	954	830
October	1,169	
November	1,374	
December	1,508	
January	1,714	
February	1,923	
March	2,276	
April	2,469	
May	2,472	
June	2,472	

QUALITY

	Quantity	Base Number	Contract	AT	Region	England
% of FP17s for the same patient ID Re-attending within 3 months - Children	26	270	9.6%	9.9%	11.5%	11.6%
% of FP17s for the same patient ID Re-attending within 3 months - Adults	50	343	14.6%	15.6%	16.5%	15.5%
% of FP17s for the same patient ID Re-attending between 3 & 9 months - Children	172	270	63.7%	48.4%	48.5%	58.8%
% of FP17s for the same patient ID Re-attending between 3 & 9 months - Adults	187	343	54.5%	38.4%	39.1%	51.1%
% of FP17s for Band 1 Urgent Courses	39	520	7.5%	11.0%	10.6%	9.0%
% of FP17s Relating to Free Repair or Replacements	0	520	0.0%	0.5%	0.5%	0.8%
% of FP17s Relating to Continuations	1	520	0.2%	0.5%	0.7%	0.9%
% of Patients satisfied with the dentistry they have received	0	0	N/A	89.0%	90.5%	93.3%
% of Patients satisfied with the time they had to wait for an appointment	0	0	N/A	85.3%	85.1%	88.9%

* This is based on patients treated on this contract for their most recent course of treatment. Figures in italics indicate the base number of FP17s or Patient Questionnaire responses are less than 100. N/A is shown where the base number of responses is less than 10 during the period. % is calculated as Quantity/Base number*100

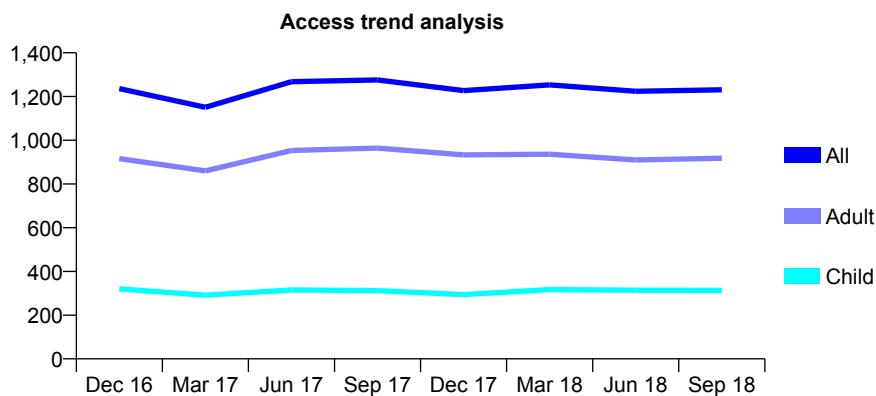
Q62 - Vital Signs At a Glance Contract Report for 730572/0001 - September 2018

Name or company name	MR DL MODHA
Contract type name	GDS Contract
Purpose of contract	General
Contract start date	01/04/2006
Contract end date	

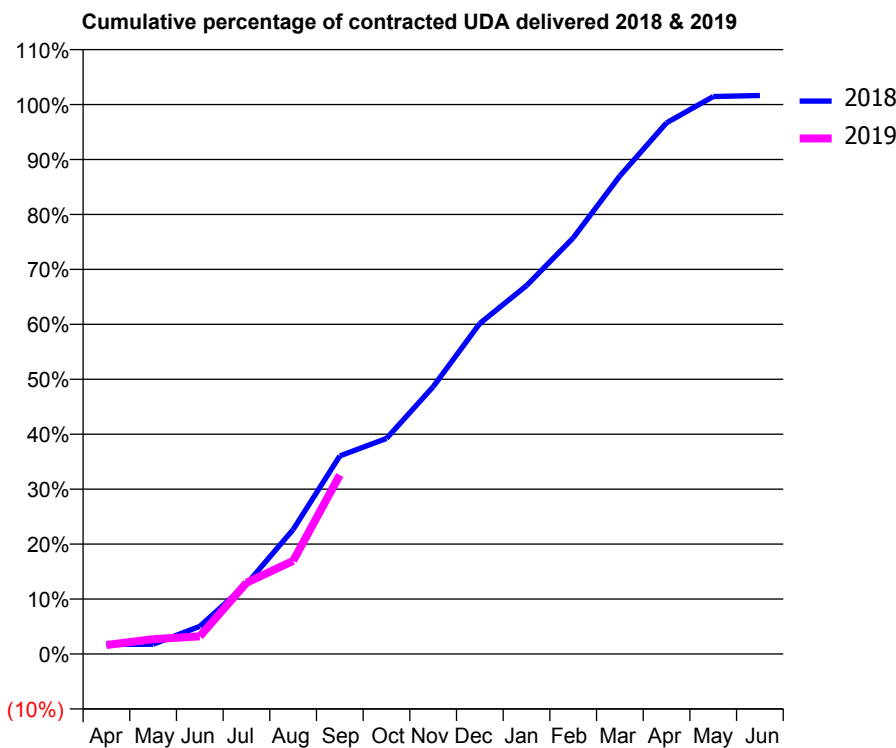
18/19 Contracted general activity (UDA)	4,022
Carry forward general activity (UDA)	-66
18/19 Contracted orthodontic activity (UOA)	0
Carry forward orthodontic activity (UOA)	0
Baseline contract value	£102,387.04

ACCESS*

Patients seen in 24 months	Total	Change since previous quarter
Quarter ending September 2017	1,276	
Quarter ending December 2017	1,227	↓
Quarter ending March 2018	1,253	↑
Quarter ending June 2018	1,224	↓
Quarter ending September 2018	1,231	→
Variance since September 2017	(3.5%)	↓



ACTIVITY



Month	Adjusted Scheduled Activity (UDA)	
	2018	2019
April	70	66
May	72	109
June	202	129
July	511	522
August	911	682
September	1,450	1,310
October	1,578	
November	1,956	
December	2,420	
January	2,696	
February	3,045	
March	3,499	
April	3,888	
May	4,081	
June	4,088	

QUALITY

	Quantity	Base Number	Contract	AT	Region	England
% of FP17s for the same patient ID Re-attending within 3 months - Children	7	173	4.0%	9.9%	11.5%	11.6%
% of FP17s for the same patient ID Re-attending within 3 months - Adults	53	473	11.2%	15.6%	16.5%	15.5%
% of FP17s for the same patient ID Re-attending between 3 & 9 months - Children	49	173	28.3%	48.4%	48.5%	58.8%
% of FP17s for the same patient ID Re-attending between 3 & 9 months - Adults	160	473	33.8%	38.4%	39.1%	51.1%
% of FP17s for Band 1 Urgent Courses	51	475	10.7%	11.0%	10.6%	9.0%
% of FP17s Relating to Free Repair or Replacements	11	475	2.3%	0.5%	0.5%	0.8%
% of FP17s Relating to Continuations	1	475	0.2%	0.5%	0.7%	0.9%
% of Patients satisfied with the dentistry they have received	1	1	N/A	89.0%	90.5%	93.3%
% of Patients satisfied with the time they had to wait for an appointment	1	1	N/A	85.3%	85.1%	88.9%

* This is based on patients treated on this contract for their most recent course of treatment. Figures in italics indicate the base number of FP17s or Patient Questionnaire responses are less than 100. N/A is shown where the base number of responses is less than 10 during the period. % is calculated as Quantity/Base number*100

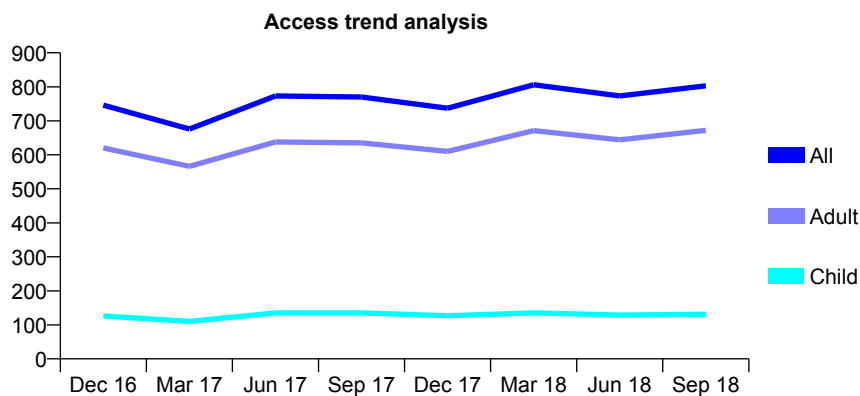
Q62 - Vital Signs At a Glance Contract Report for 736090/0001 - September 2018

Name or company name	MR AW KACZMARSKI
Contract type name	GDS Contract
Purpose of contract	General
Contract start date	01/04/2006
Contract end date	

18/19 Contracted general activity (UDA)	2,282
Carry forward general activity (UDA)	49
18/19 Contracted orthodontic activity (UOA)	0
Carry forward orthodontic activity (UOA)	0
Baseline contract value	£57,389.27

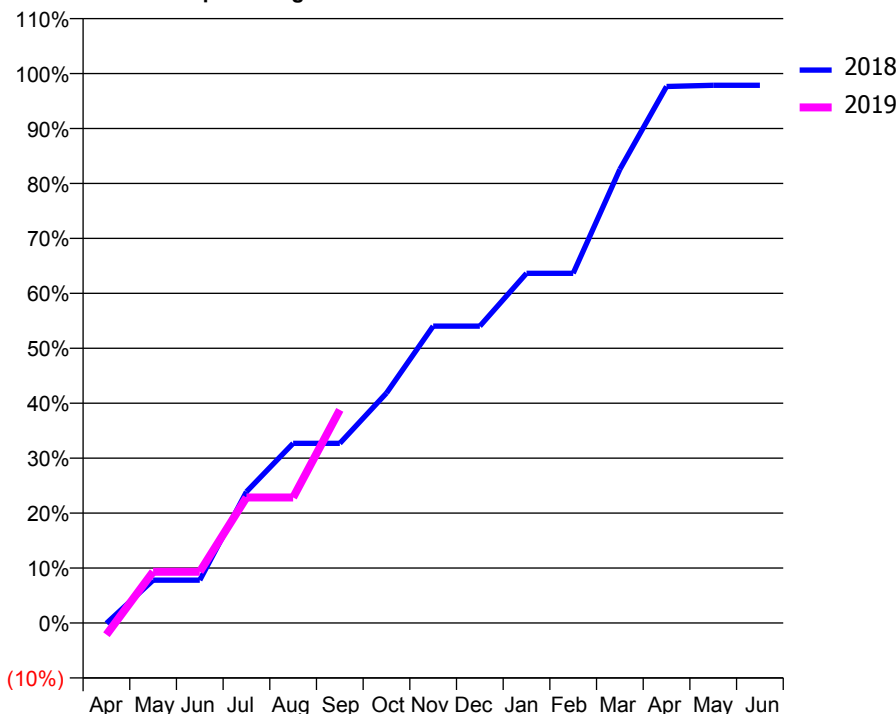
ACCESS*

Patients seen in 24 months	Total	Change since previous quarter
Quarter ending September 2017	770	
Quarter ending December 2017	737	↓
Quarter ending March 2018	806	↑
Quarter ending June 2018	773	↓
Quarter ending September 2018	803	↑
Variance since September 2017	4.3%	↑



ACTIVITY

Cumulative percentage of contracted UDA delivered 2018 & 2019



Adjusted Scheduled Activity (UDA)

Month	2018	2019
April	-2	-49
May	178	213
June	178	213
July	545	521
August	746	521
September	746	885
October	955	
November	1,233	
December	1,233	
January	1,452	
February	1,452	
March	1,884	
April	2,228	
May	2,233	
June	2,233	

QUALITY

	Quantity	Base Number	Contract	AT	Region	England
% of FP17s for the same patient ID Re-attending within 3 months - Children	3	76	3.9%	9.9%	11.5%	11.6%
% of FP17s for the same patient ID Re-attending within 3 months - Adults	59	411	14.4%	15.6%	16.5%	15.5%
% of FP17s for the same patient ID Re-attending between 3 & 9 months - Children	26	76	34.2%	48.4%	48.5%	58.8%
% of FP17s for the same patient ID Re-attending between 3 & 9 months - Adults	145	411	35.3%	38.4%	39.1%	51.1%
% of FP17s for Band 1 Urgent Courses	0	384	0.0%	11.0%	10.6%	9.0%
% of FP17s Relating to Free Repair or Replacements	0	384	0.0%	0.5%	0.5%	0.8%
% of FP17s Relating to Continuations	8	384	2.1%	0.5%	0.7%	0.9%
% of Patients satisfied with the dentistry they have received	1	1	N/A	89.0%	90.5%	93.3%
% of Patients satisfied with the time they had to wait for an appointment	1	1	N/A	85.3%	85.1%	88.9%

* This is based on patients treated on this contract for their most recent course of treatment. Figures in italics indicate the base number of FP17s or Patient Questionnaire responses are less than 100. N/A is shown where the base number of responses is less than 10 during the period. % is calculated as Quantity/Base number*100

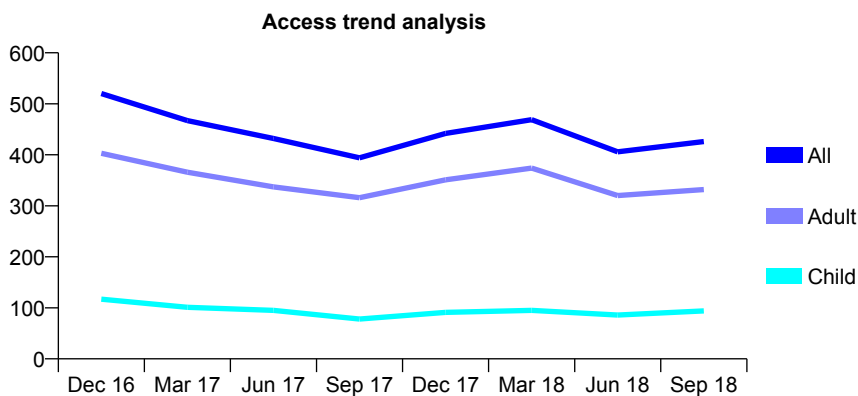
Q62 - Vital Signs At a Glance Contract Report for 739383/0001 - September 2018

Name or company name	MISS S NAGHIBI
Contract type name	GDS Contract
Purpose of contract	General
Contract start date	01/04/2011
Contract end date	

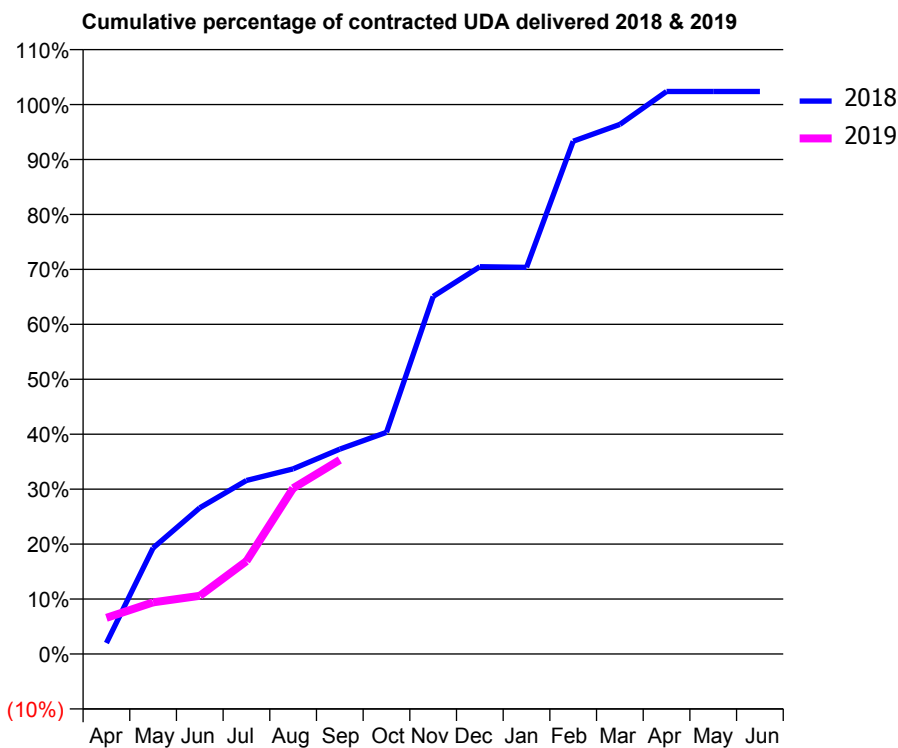
18/19 Contracted general activity (UDA)	2,399
Carry forward general activity (UDA)	-48
18/19 Contracted orthodontic activity (UOA)	0
Carry forward orthodontic activity (UOA)	0
Baseline contract value	£89,024.18

ACCESS*

Patients seen in 24 months	Total	Change since previous quarter
Quarter ending September 2017	394	
Quarter ending December 2017	442	↑
Quarter ending March 2018	469	↑
Quarter ending June 2018	406	↓
Quarter ending September 2018	426	↑
Variance since September 2017	8.1%	↑



ACTIVITY



Month	Adjusted Scheduled Activity (UDA)	
	2018	2019
April	48	158
May	463	225
June	638	254
July	758	406
August	809	724
September	895	847
October	968	
November	1,561	
December	1,691	
January	1,688	
February	2,239	
March	2,312	
April	2,456	
May	2,456	
June	2,456	

QUALITY

	Quantity	Base Number	Contract	AT	Region	England
% of FP17s for the same patient ID Re-attending within 3 months - Children	0	51	0.0%	9.9%	11.5%	11.6%
% of FP17s for the same patient ID Re-attending within 3 months - Adults	5	153	3.3%	15.6%	16.5%	15.5%
% of FP17s for the same patient ID Re-attending between 3 & 9 months - Children	7	51	13.7%	48.4%	48.5%	58.8%
% of FP17s for the same patient ID Re-attending between 3 & 9 months - Adults	20	153	13.1%	38.4%	39.1%	51.1%
% of FP17s for Band 1 Urgent Courses	6	180	3.3%	11.0%	10.6%	9.0%
% of FP17s Relating to Free Repair or Replacements	4	180	2.2%	0.5%	0.5%	0.8%
% of FP17s Relating to Continuations	0	180	0.0%	0.5%	0.7%	0.9%
% of Patients satisfied with the dentistry they have received	0	0	N/A	89.0%	90.5%	93.3%
% of Patients satisfied with the time they had to wait for an appointment	0	0	N/A	85.3%	85.1%	88.9%

* This is based on patients treated on this contract for their most recent course of treatment. Figures in italics indicate the base number of FP17s or Patient Questionnaire responses are less than 100. N/A is shown where the base number of responses is less than 10 during the period. % is calculated as Quantity/Base number*100

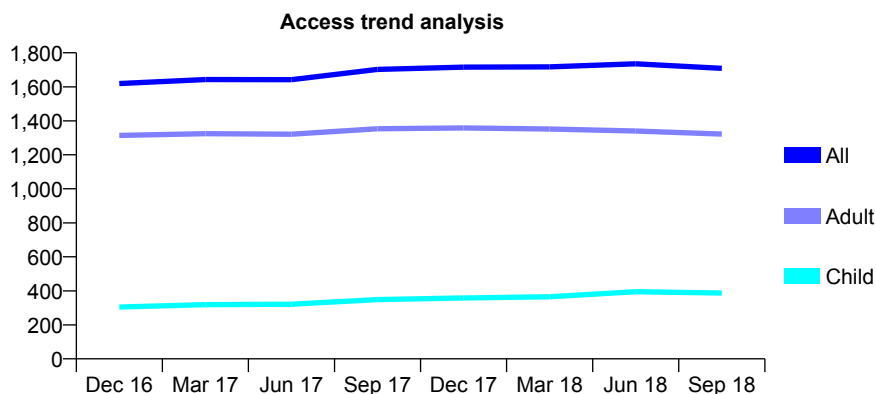
Q62 - Vital Signs At a Glance Contract Report for 740489/0001 - September 2018

Name or company name	MR TS CHEEMA
Contract type name	GDS Contract
Purpose of contract	General and Orthodontic
Contract start date	01/04/2006
Contract end date	

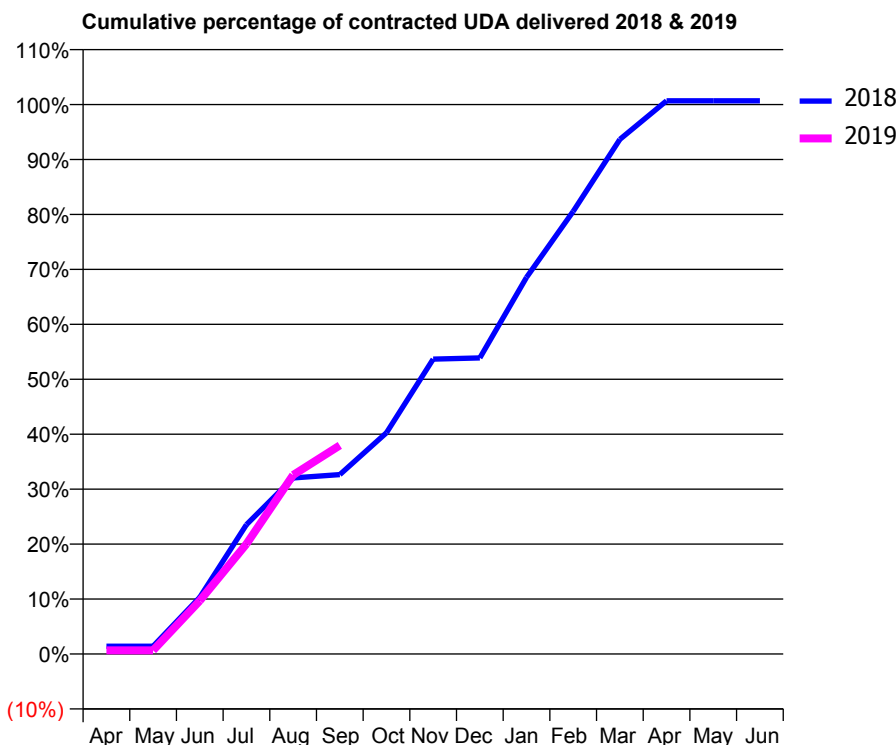
18/19 Contracted general activity (UDA)	6,236
Carry forward general activity (UDA)	-41
18/19 Contracted orthodontic activity (UOA)	774
Carry forward orthodontic activity (UOA)	-15
Baseline contract value	£205,540.09

ACCESS*

Patients seen in 24 months	Total	Change since previous quarter
Quarter ending September 2017	1,702	
Quarter ending December 2017	1,716	→
Quarter ending March 2018	1,717	→
Quarter ending June 2018	1,735	→
Quarter ending September 2018	1,709	↓
Variance since September 2017	0.4%	→



ACTIVITY



Month	Adjusted Scheduled Activity (UDA)	
	2018	2019
April	89	41
May	89	41
June	645	605
July	1,468	1,250
August	1,998	2,032
September	2,036	2,367
October	2,511	
November	3,346	
December	3,361	
January	4,274	
February	5,023	
March	5,840	
April	6,277	
May	6,277	
June	6,277	

QUALITY

	Quantity	Base Number	Contract	AT	Region	England
% of FP17s for the same patient ID Re-attending within 3 months - Children	57	310	18.4%	9.9%	11.5%	11.6%
% of FP17s for the same patient ID Re-attending within 3 months - Adults	248	912	27.2%	15.6%	16.5%	15.5%
% of FP17s for the same patient ID Re-attending between 3 & 9 months - Children	89	310	28.7%	48.4%	48.5%	58.8%
% of FP17s for the same patient ID Re-attending between 3 & 9 months - Adults	400	912	43.9%	38.4%	39.1%	51.1%
% of FP17s for Band 1 Urgent Courses	176	941	18.7%	11.0%	10.6%	9.0%
% of FP17s Relating to Free Repair or Replacements	16	941	1.7%	0.5%	0.5%	0.8%
% of FP17s Relating to Continuations	11	941	1.2%	0.5%	0.7%	0.9%
% of Patients satisfied with the dentistry they have received	1	1	N/A	89.0%	90.5%	93.3%
% of Patients satisfied with the time they had to wait for an appointment	1	1	N/A	85.3%	85.1%	88.9%

* This is based on patients treated on this contract for their most recent course of treatment. Figures in italics indicate the base number of FP17s or Patient Questionnaire responses are less than 100. N/A is shown where the base number of responses is less than 10 during the period. % is calculated as Quantity/Base number*100

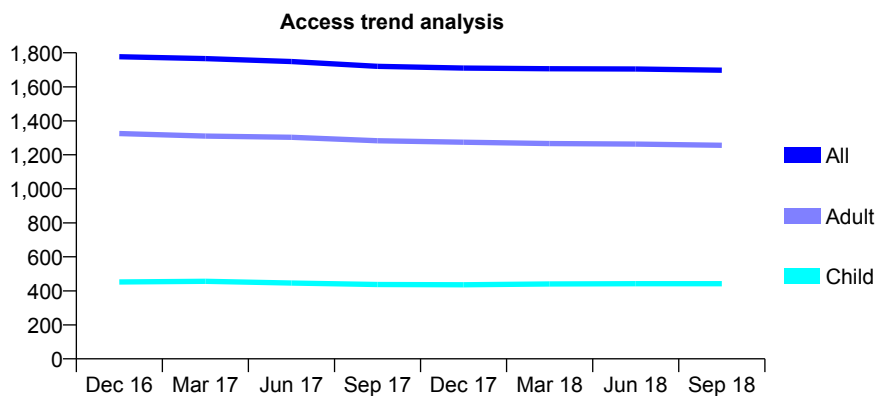
Q62 - Vital Signs At a Glance Contract Report for 740586/0001 - September 2018

Name or company name	MR NH ADATIA AND MR M BHATT
Contract type name	GDS Contract
Purpose of contract	General
Contract start date	01/04/2006
Contract end date	

18/19 Contracted general activity (UDA)	4,903
Carry forward general activity (UDA)	0
18/19 Contracted orthodontic activity (UOA)	0
Carry forward orthodontic activity (UOA)	0
Baseline contract value	£119,359.74

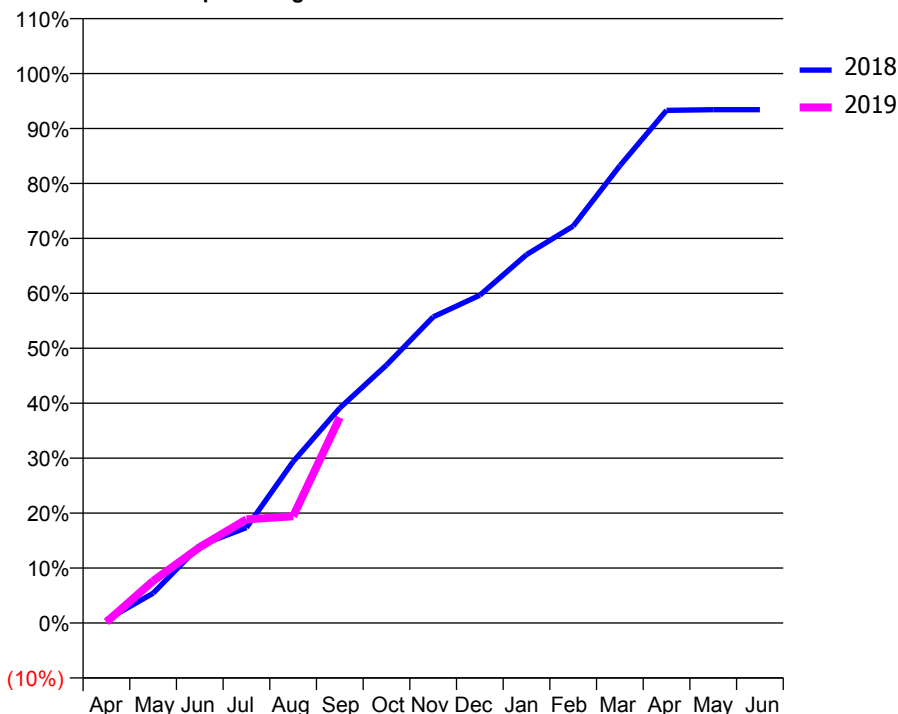
ACCESS*

Patients seen in 24 months	Total	Change since previous quarter
Quarter ending September 2017	1,720	
Quarter ending December 2017	1,710	→
Quarter ending March 2018	1,706	→
Quarter ending June 2018	1,705	→
Quarter ending September 2018	1,698	→
Variance since September 2017	(1.3%)	↓



ACTIVITY

Cumulative percentage of contracted UDA delivered 2018 & 2019



Adjusted Scheduled Activity (UDA)

Month	2018	2019
April	28	9
May	266	375
June	692	678
July	851	925
August	1,441	952
September	1,918	1,834
October	2,301	
November	2,731	
December	2,925	
January	3,286	
February	3,541	
March	4,080	
April	4,574	
May	4,580	
June	4,580	

QUALITY

	Quantity	Base Number	Contract	AT	Region	England
% of FP17s for the same patient ID Re-attending within 3 months - Children	24	288	8.3%	9.9%	11.5%	11.6%
% of FP17s for the same patient ID Re-attending within 3 months - Adults	125	785	15.9%	15.6%	16.5%	15.5%
% of FP17s for the same patient ID Re-attending between 3 & 9 months - Children	118	288	41.0%	48.4%	48.5%	58.8%
% of FP17s for the same patient ID Re-attending between 3 & 9 months - Adults	294	785	37.5%	38.4%	39.1%	51.1%
% of FP17s for Band 1 Urgent Courses	129	865	14.9%	11.0%	10.6%	9.0%
% of FP17s Relating to Free Repair or Replacements	2	865	0.2%	0.5%	0.5%	0.8%
% of FP17s Relating to Continuations	2	865	0.2%	0.5%	0.7%	0.9%
% of Patients satisfied with the dentistry they have received	0	0	N/A	89.0%	90.5%	93.3%
% of Patients satisfied with the time they had to wait for an appointment	0	0	N/A	85.3%	85.1%	88.9%

* This is based on patients treated on this contract for their most recent course of treatment. Figures in italics indicate the base number of FP17s or Patient Questionnaire responses are less than 100. N/A is shown where the base number of responses is less than 10 during the period. % is calculated as Quantity/Base number*100

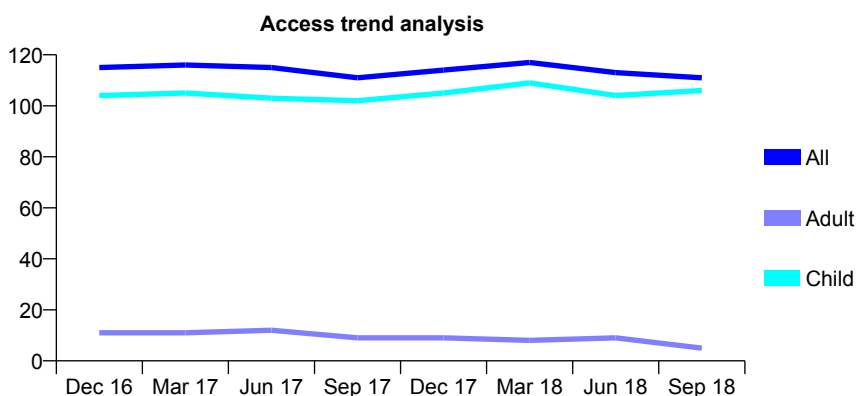
Q62 - Vital Signs At a Glance Contract Report for 743356/0002 - September 2018

Name or company name	MR LC BERNSTEIN
Contract type name	GDS Contract
Purpose of contract	General
Contract start date	06/10/2010
Contract end date	

18/19 Contracted general activity (UDA)	133
Carry forward general activity (UDA)	-3
18/19 Contracted orthodontic activity (UOA)	0
Carry forward orthodontic activity (UOA)	0
Baseline contract value	£5,065.41

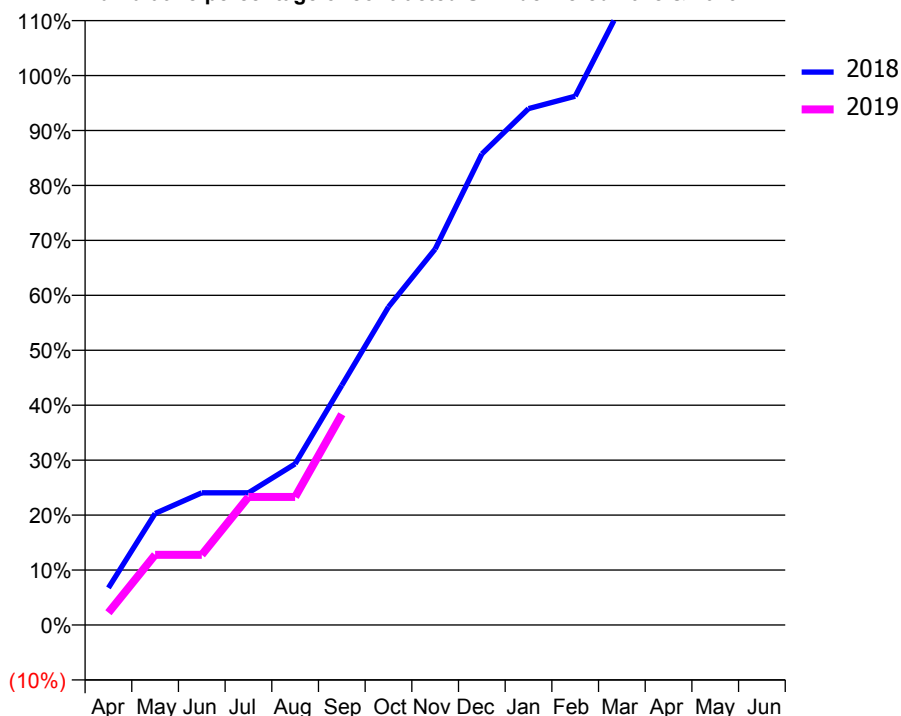
ACCESS*

Patients seen in 24 months	Total	Change since previous quarter
Quarter ending September 2017	111	
Quarter ending December 2017	114	↑
Quarter ending March 2018	117	↑
Quarter ending June 2018	113	↓
Quarter ending September 2018	111	↓
Variance since September 2017	0.0%	→



ACTIVITY

Cumulative percentage of contracted UDA delivered 2018 & 2019



Adjusted Scheduled Activity (UDA)

Month	2018	2019
April	9	3
May	27	17
June	32	17
July	32	31
August	39	31
September	58	51
October	77	
November	91	
December	114	
January	125	
February	128	
March	150	
April	150	
May	158	
June	158	

QUALITY

	Quantity	Base Number	Contract	AT	Region	England
% of FP17s for the same patient ID Re-attending within 3 months - Children	2	55	3.6%	9.9%	11.5%	11.6%
% of FP17s for the same patient ID Re-attending within 3 months - Adults	0	0	N/A	15.6%	16.5%	15.5%
% of FP17s for the same patient ID Re-attending between 3 & 9 months - Children	25	55	45.5%	48.4%	48.5%	58.8%
% of FP17s for the same patient ID Re-attending between 3 & 9 months - Adults	0	0	N/A	38.4%	39.1%	51.1%
% of FP17s for Band 1 Urgent Courses	0	47	0.0%	11.0%	10.6%	9.0%
% of FP17s Relating to Free Repair or Replacements	0	47	0.0%	0.5%	0.5%	0.8%
% of FP17s Relating to Continuations	0	47	0.0%	0.5%	0.7%	0.9%
% of Patients satisfied with the dentistry they have received	0	0	N/A	89.0%	90.5%	93.3%
% of Patients satisfied with the time they had to wait for an appointment	0	0	N/A	85.3%	85.1%	88.9%

* This is based on patients treated on this contract for their most recent course of treatment. Figures in italics indicate the base number of FP17s or Patient Questionnaire responses are less than 100. N/A is shown where the base number of responses is less than 10 during the period. % is calculated as Quantity/Base number*100

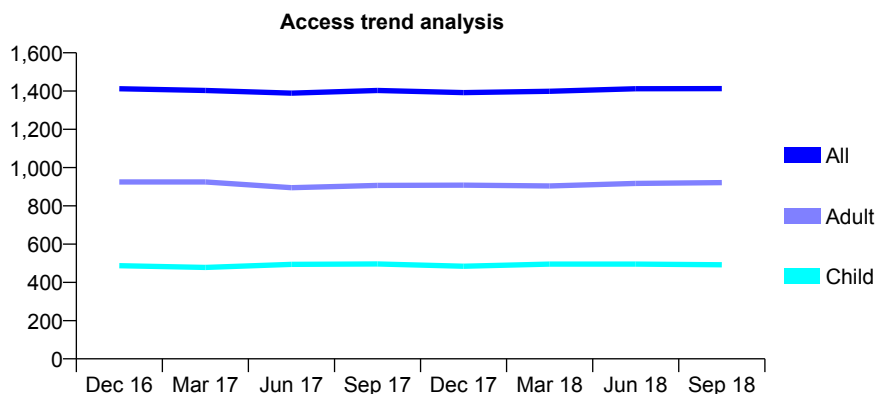
Q62 - Vital Signs At a Glance Contract Report for 746134/0001 - September 2018

Name or company name	MISS P JOSHI
Contract type name	GDS Contract
Purpose of contract	General
Contract start date	01/04/2006
Contract end date	

18/19 Contracted general activity (UDA)	5,319
Carry forward general activity (UDA)	0
18/19 Contracted orthodontic activity (UOA)	0
Carry forward orthodontic activity (UOA)	0
Baseline contract value	£149,778.63

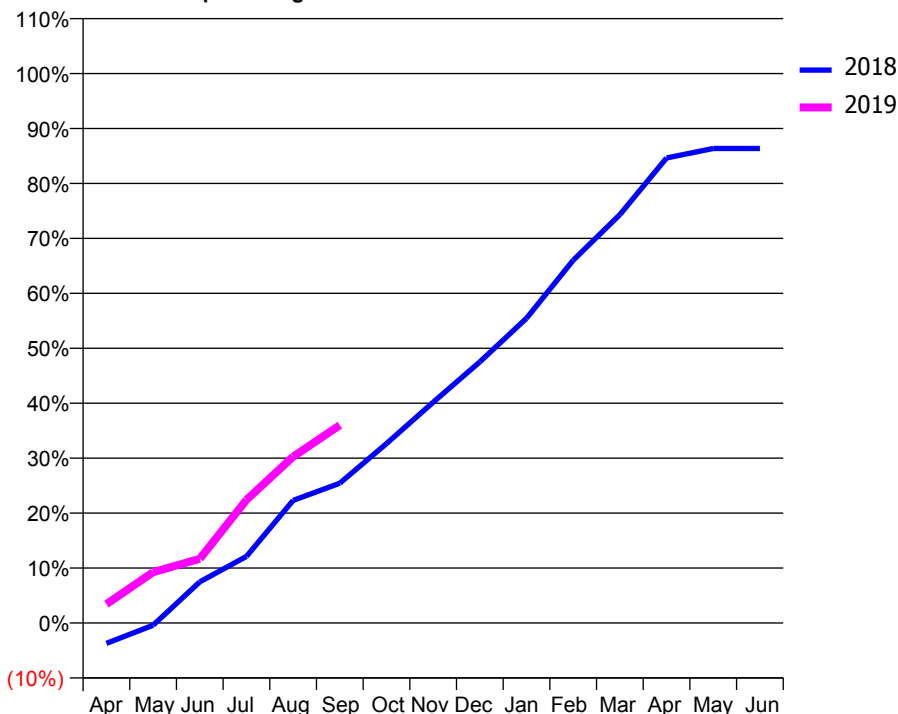
ACCESS*

Patients seen in 24 months	Total	Change since previous quarter
Quarter ending September 2017	1,403	
Quarter ending December 2017	1,392	→
Quarter ending March 2018	1,399	→
Quarter ending June 2018	1,412	→
Quarter ending September 2018	1,413	→
Variance since September 2017	0.7%	→



ACTIVITY

Cumulative percentage of contracted UDA delivered 2018 & 2019



Month	Adjusted Scheduled Activity (UDA)	
	2018	2019
April	-198	182
May	-22	492
June	398	622
July	644	1,192
August	1,186	1,611
September	1,354	1,915
October	1,736	
November	2,137	
December	2,528	
January	2,951	
February	3,512	
March	3,953	
April	4,502	
May	4,593	
June	4,593	

QUALITY

	Quantity	Base Number	Contract	AT	Region	England
% of FP17s for the same patient ID Re-attending within 3 months - Children	21	393	5.3%	9.9%	11.5%	11.6%
% of FP17s for the same patient ID Re-attending within 3 months - Adults	43	520	8.3%	15.6%	16.5%	15.5%
% of FP17s for the same patient ID Re-attending between 3 & 9 months - Children	249	393	63.4%	48.4%	48.5%	58.8%
% of FP17s for the same patient ID Re-attending between 3 & 9 months - Adults	247	520	47.5%	38.4%	39.1%	51.1%
% of FP17s for Band 1 Urgent Courses	44	804	5.5%	11.0%	10.6%	9.0%
% of FP17s Relating to Free Repair or Replacements	0	804	0.0%	0.5%	0.5%	0.8%
% of FP17s Relating to Continuations	9	804	1.1%	0.5%	0.7%	0.9%
% of Patients satisfied with the dentistry they have received	0	0	N/A	89.0%	90.5%	93.3%
% of Patients satisfied with the time they had to wait for an appointment	0	0	N/A	85.3%	85.1%	88.9%

* This is based on patients treated on this contract for their most recent course of treatment. Figures in italics indicate the base number of FP17s or Patient Questionnaire responses are less than 100. N/A is shown where the base number of responses is less than 10 during the period. % is calculated as Quantity/Base number*100

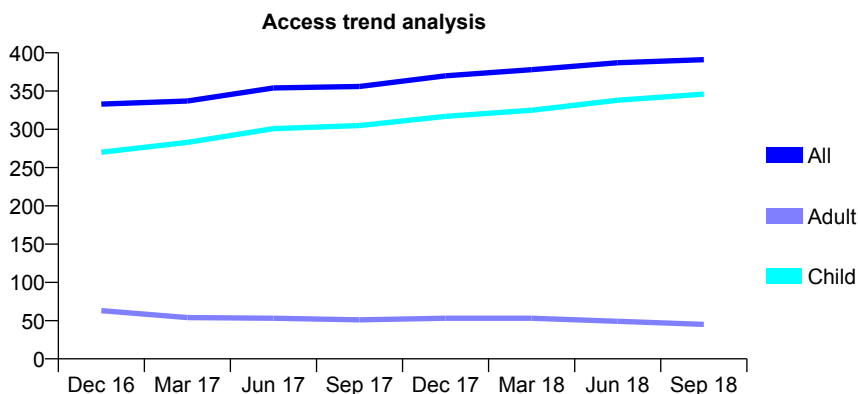
Q62 - Vital Signs At a Glance Contract Report for 746320/0002 - September 2018

Name or company name	MR C SHETH
Contract type name	GDS Contract
Purpose of contract	General
Contract start date	01/04/2006
Contract end date	

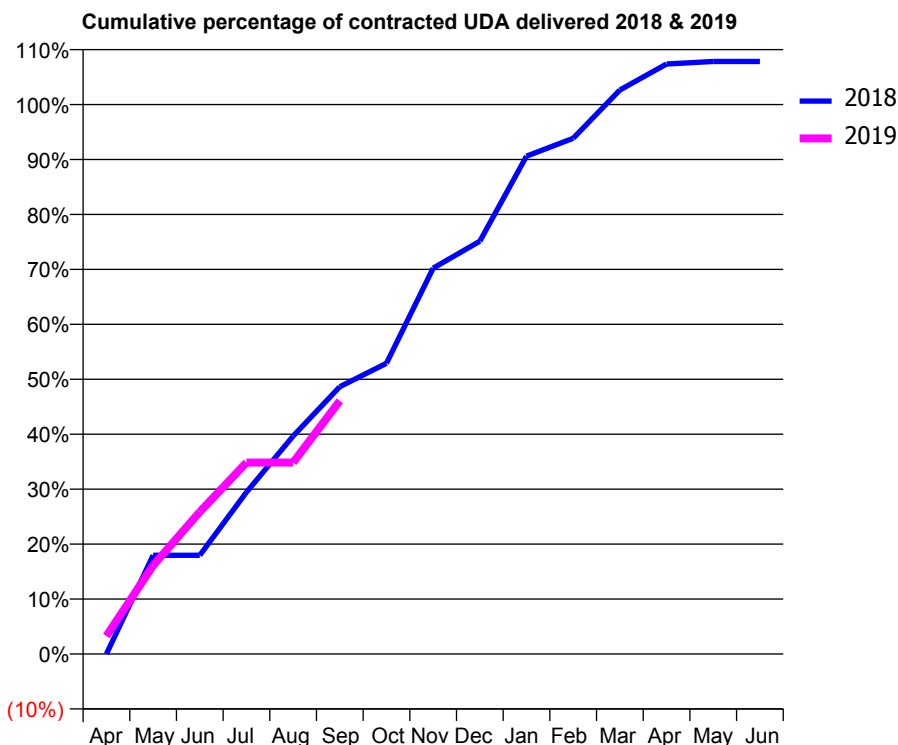
18/19 Contracted general activity (UDA)	491
Carry forward general activity (UDA)	-10
18/19 Contracted orthodontic activity (UOA)	0
Carry forward orthodontic activity (UOA)	0
Baseline contract value	£11,346.67

ACCESS*

Patients seen in 24 months	Total	Change since previous quarter
Quarter ending September 2017	356	
Quarter ending December 2017	370	↑
Quarter ending March 2018	378	↑
Quarter ending June 2018	387	↑
Quarter ending September 2018	391	→
Variance since September 2017	9.8%	↑



ACTIVITY



Month	Adjusted Scheduled Activity (UDA)	
	2018	2019
April	0	16
May	88	79
June	88	127
July	145	171
August	195	171
September	239	226
October	260	
November	345	
December	369	
January	445	
February	461	
March	504	
April	527	
May	529	
June	529	

QUALITY

	Quantity	Base Number	Contract	AT	Region	England
% of FP17s for the same patient ID Re-attending within 3 months - Children	9	197	4.6%	9.9%	11.5%	11.6%
% of FP17s for the same patient ID Re-attending within 3 months - Adults	0	5	0.0%	15.6%	16.5%	15.5%
% of FP17s for the same patient ID Re-attending between 3 & 9 months - Children	97	197	49.2%	48.4%	48.5%	58.8%
% of FP17s for the same patient ID Re-attending between 3 & 9 months - Adults	4	5	80.0%	38.4%	39.1%	51.1%
% of FP17s for Band 1 Urgent Courses	1	177	0.6%	11.0%	10.6%	9.0%
% of FP17s Relating to Free Repair or Replacements	0	177	0.0%	0.5%	0.5%	0.8%
% of FP17s Relating to Continuations	0	177	0.0%	0.5%	0.7%	0.9%
% of Patients satisfied with the dentistry they have received	0	0	N/A	89.0%	90.5%	93.3%
% of Patients satisfied with the time they had to wait for an appointment	0	0	N/A	85.3%	85.1%	88.9%

* This is based on patients treated on this contract for their most recent course of treatment. Figures in italics indicate the base number of FP17s or Patient Questionnaire responses are less than 100. N/A is shown where the base number of responses is less than 10 during the period. % is calculated as Quantity/Base number*100

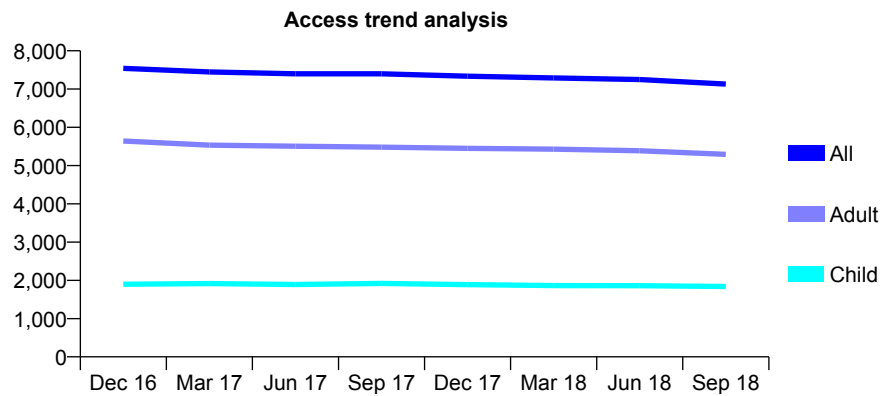
Q62 - Vital Signs At a Glance Contract Report for 755451/0001 - September 2018

Name or company name	MRS B THAKRAR
Contract type name	GDS Contract
Purpose of contract	General
Contract start date	01/04/2008
Contract end date	

18/19 Contracted general activity (UDA)	21,919
Carry forward general activity (UDA)	-105
18/19 Contracted orthodontic activity (UOA)	0
Carry forward orthodontic activity (UOA)	0
Baseline contract value	£666,286.50

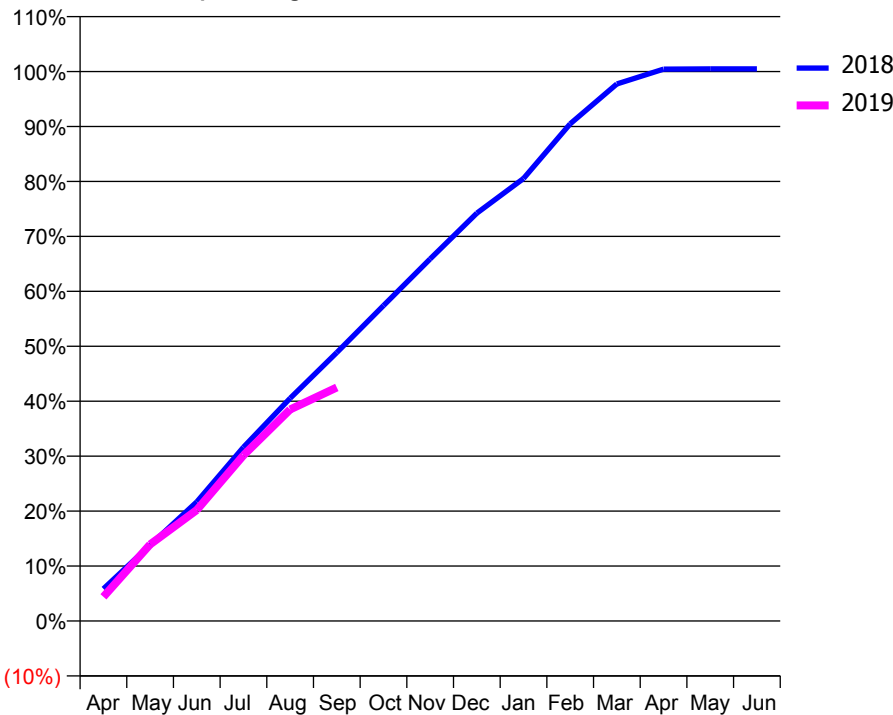
ACCESS*

Patients seen in 24 months	Total	Change since previous quarter
Quarter ending September 2017	7,400	
Quarter ending December 2017	7,336	→
Quarter ending March 2018	7,292	→
Quarter ending June 2018	7,248	→
Quarter ending September 2018	7,131	↓
Variance since September 2017	(3.6%)	↓



ACTIVITY

Cumulative percentage of contracted UDA delivered 2018 & 2019



Month	Adjusted Scheduled Activity (UDA)	
	2018	2019
April	1,284	965
May	3,027	3,054
June	4,755	4,430
July	6,935	6,611
August	8,884	8,438
September	10,709	9,314
October	12,584	
November	14,445	
December	16,270	
January	17,652	
February	19,835	
March	21,420	
April	22,015	
May	22,023	
June	22,024	

QUALITY

	Quantity	Base Number	Contract	AT	Region	England
% of FP17s for the same patient ID Re-attending within 3 months - Children	85	1,201	7.1%	9.9%	11.5%	11.6%
% of FP17s for the same patient ID Re-attending within 3 months - Adults	497	3,081	16.1%	15.6%	16.5%	15.5%
% of FP17s for the same patient ID Re-attending between 3 & 9 months - Children	634	1,201	52.8%	48.4%	48.5%	58.8%
% of FP17s for the same patient ID Re-attending between 3 & 9 months - Adults	1,406	3,081	45.6%	38.4%	39.1%	51.1%
% of FP17s for Band 1 Urgent Courses	500	4,009	12.5%	11.0%	10.6%	9.0%
% of FP17s Relating to Free Repair or Replacements	14	4,009	0.3%	0.5%	0.5%	0.8%
% of FP17s Relating to Continuations	17	4,009	0.4%	0.5%	0.7%	0.9%
% of Patients satisfied with the dentistry they have received	2	2	N/A	89.0%	90.5%	93.3%
% of Patients satisfied with the time they had to wait for an appointment	2	2	N/A	85.3%	85.1%	88.9%

* This is based on patients treated on this contract for their most recent course of treatment. Figures in italics indicate the base number of FP17s or Patient Questionnaire responses are less than 100. N/A is shown where the base number of responses is less than 10 during the period. % is calculated as Quantity/Base number*100

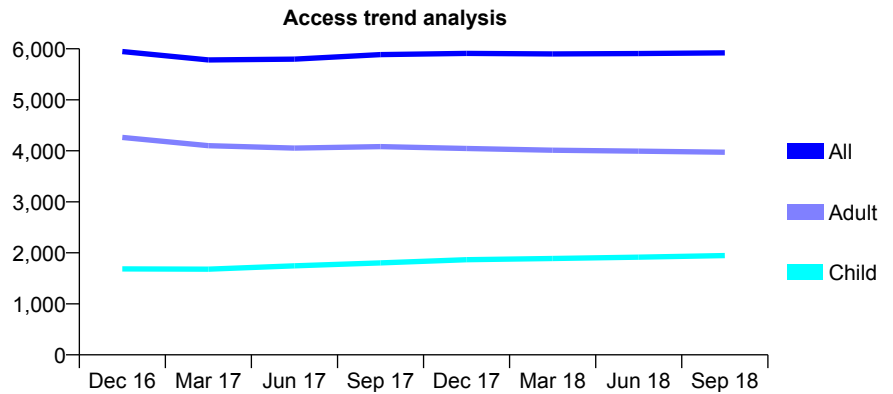
Q62 - Vital Signs At a Glance Contract Report for 755753/0001 - September 2018

Name or company name	MISS K PATEL
Contract type name	GDS Contract
Purpose of contract	General
Contract start date	01/04/2006
Contract end date	

18/19 Contracted general activity (UDA)	13,557
Carry forward general activity (UDA)	-265
18/19 Contracted orthodontic activity (UOA)	0
Carry forward orthodontic activity (UOA)	0
Baseline contract value	£373,261.38

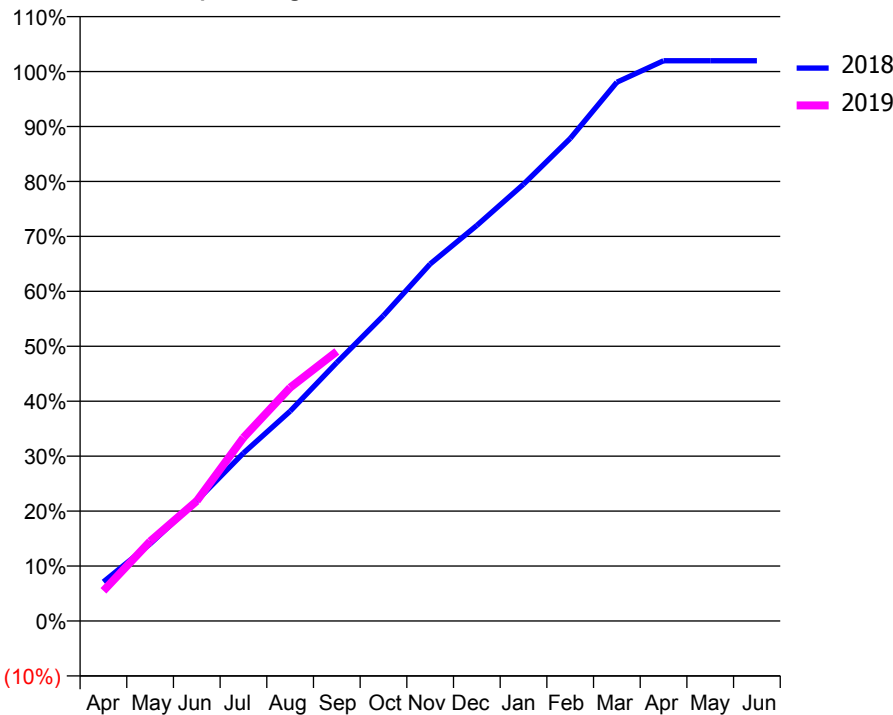
ACCESS*

Patients seen in 24 months	Total	Change since previous quarter
Quarter ending September 2017	5,885	
Quarter ending December 2017	5,910	→
Quarter ending March 2018	5,900	→
Quarter ending June 2018	5,907	→
Quarter ending September 2018	5,920	→
Variance since September 2017	0.6%	→



ACTIVITY

Cumulative percentage of contracted UDA delivered 2018 & 2019



Month	Adjusted Scheduled Activity (UDA)	
	2018	2019
April	967	746
May	1,902	1,967
June	2,968	2,961
July	4,143	4,526
August	5,176	5,758
September	6,378	6,650
October	7,535	
November	8,809	
December	9,760	
January	10,775	
February	11,903	
March	13,292	
April	13,822	
May	13,822	
June	13,822	

QUALITY

	Quantity	Base Number	Contract	AT	Region	England
% of FP17s for the same patient ID Re-attending within 3 months - Children	118	1,299	9.1%	9.9%	11.5%	11.6%
% of FP17s for the same patient ID Re-attending within 3 months - Adults	237	2,109	11.2%	15.6%	16.5%	15.5%
% of FP17s for the same patient ID Re-attending between 3 & 9 months - Children	658	1,299	50.7%	48.4%	48.5%	58.8%
% of FP17s for the same patient ID Re-attending between 3 & 9 months - Adults	931	2,109	44.1%	38.4%	39.1%	51.1%
% of FP17s for Band 1 Urgent Courses	213	2,832	7.5%	11.0%	10.6%	9.0%
% of FP17s Relating to Free Repair or Replacements	22	2,832	0.8%	0.5%	0.5%	0.8%
% of FP17s Relating to Continuations	14	2,832	0.5%	0.5%	0.7%	0.9%
% of Patients satisfied with the dentistry they have received	5	6	N/A	89.0%	90.5%	93.3%
% of Patients satisfied with the time they had to wait for an appointment	4	6	N/A	85.3%	85.1%	88.9%

* This is based on patients treated on this contract for their most recent course of treatment. Figures in italics indicate the base number of FP17s or Patient Questionnaire responses are less than 100. N/A is shown where the base number of responses is less than 10 during the period. % is calculated as Quantity/Base number*100

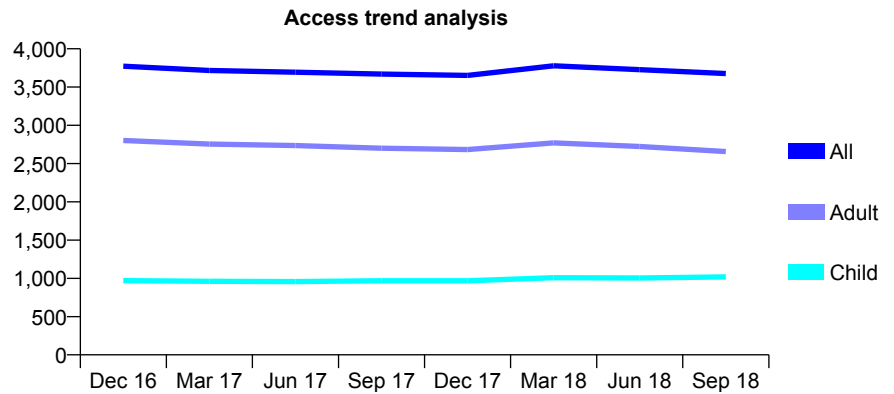
Q62 - Vital Signs At a Glance Contract Report for 763608/0001 - September 2018

Name or company name	MRS N TAVAKOLI
Contract type name	GDS Contract
Purpose of contract	General
Contract start date	01/04/2006
Contract end date	

18/19 Contracted general activity (UDA)	10,618
Carry forward general activity (UDA)	-133
18/19 Contracted orthodontic activity (UOA)	0
Carry forward orthodontic activity (UOA)	0
Baseline contract value	£324,818.49

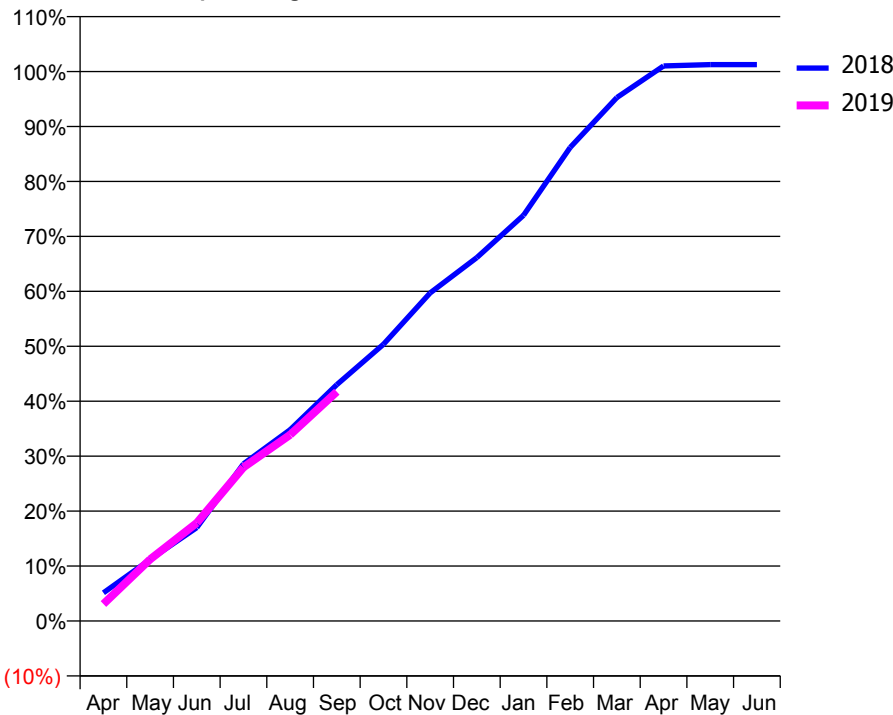
ACCESS*

Patients seen in 24 months	Total	Change since previous quarter
Quarter ending September 2017	3,670	
Quarter ending December 2017	3,652	→
Quarter ending March 2018	3,778	↑
Quarter ending June 2018	3,727	↓
Quarter ending September 2018	3,676	↓
Variance since September 2017	0.2%	→



ACTIVITY

Cumulative percentage of contracted UDA delivered 2018 & 2019



Month	Adjusted Scheduled Activity (UDA)	
	2018	2019
April	544	330
May	1,189	1,192
June	1,805	1,895
July	3,038	2,970
August	3,697	3,598
September	4,568	4,432
October	5,347	
November	6,340	
December	7,022	
January	7,839	
February	9,151	
March	10,114	
April	10,726	
May	10,751	
June	10,751	

QUALITY

	Quantity	Base Number	Contract	AT	Region	England
% of FP17s for the same patient ID Re-attending within 3 months - Children	13	499	2.6%	9.9%	11.5%	11.6%
% of FP17s for the same patient ID Re-attending within 3 months - Adults	80	1,252	6.4%	15.6%	16.5%	15.5%
% of FP17s for the same patient ID Re-attending between 3 & 9 months - Children	154	499	30.9%	48.4%	48.5%	58.8%
% of FP17s for the same patient ID Re-attending between 3 & 9 months - Adults	407	1,252	32.5%	38.4%	39.1%	51.1%
% of FP17s for Band 1 Urgent Courses	80	1,563	5.1%	11.0%	10.6%	9.0%
% of FP17s Relating to Free Repair or Replacements	2	1,563	0.1%	0.5%	0.5%	0.8%
% of FP17s Relating to Continuations	8	1,563	0.5%	0.5%	0.7%	0.9%
% of Patients satisfied with the dentistry they have received	2	2	N/A	89.0%	90.5%	93.3%
% of Patients satisfied with the time they had to wait for an appointment	1	2	N/A	85.3%	85.1%	88.9%

* This is based on patients treated on this contract for their most recent course of treatment. Figures in italics indicate the base number of FP17s or Patient Questionnaire responses are less than 100. N/A is shown where the base number of responses is less than 10 during the period. % is calculated as Quantity/Base number*100

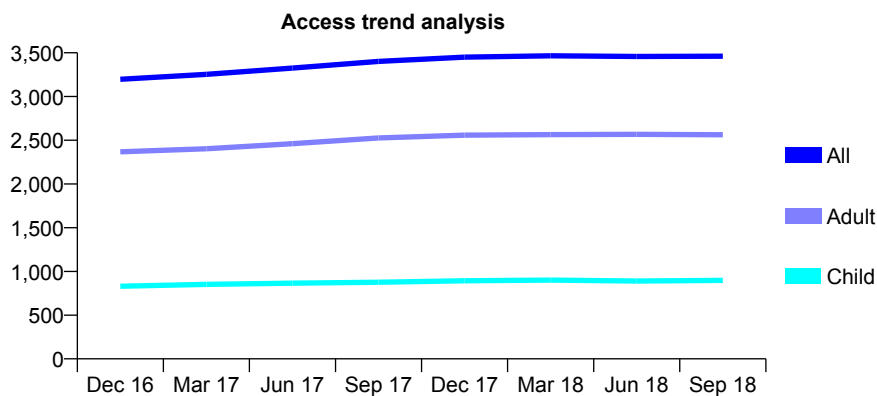
Q62 - Vital Signs At a Glance Contract Report for 763675/0002 - September 2018

Name or company name	MR SB MEHTA
Contract type name	GDS Contract
Purpose of contract	General
Contract start date	01/04/2006
Contract end date	

18/19 Contracted general activity (UDA)	9,778
Carry forward general activity (UDA)	-56
18/19 Contracted orthodontic activity (UOA)	0
Carry forward orthodontic activity (UOA)	0
Baseline contract value	£238,816.87

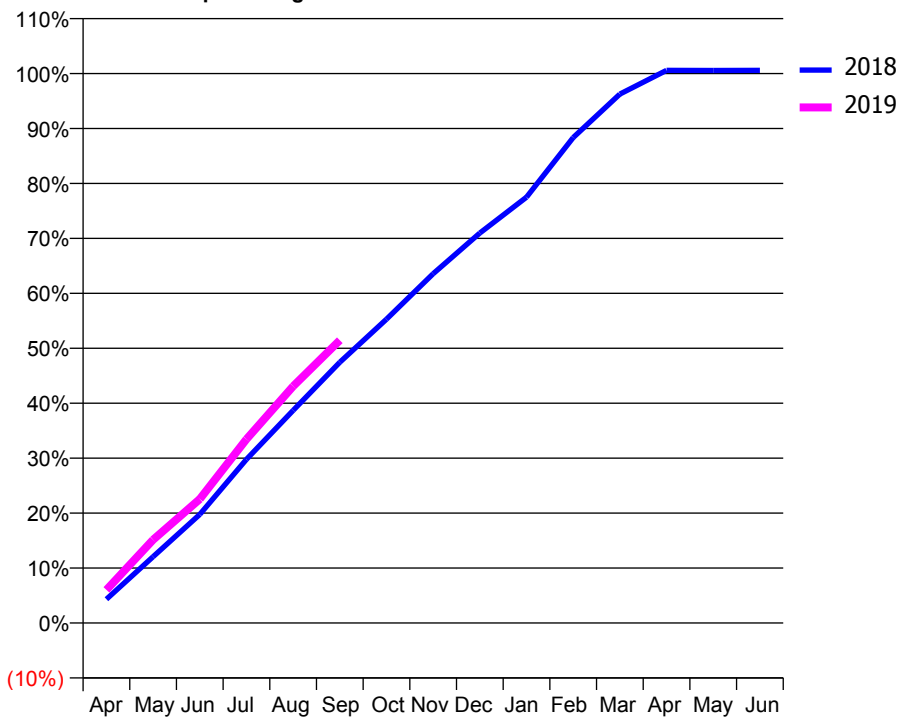
ACCESS*

Patients seen in 24 months	Total	Change since previous quarter
Quarter ending September 2017	3,402	
Quarter ending December 2017	3,451	→
Quarter ending March 2018	3,465	→
Quarter ending June 2018	3,458	→
Quarter ending September 2018	3,461	→
Variance since September 2017	1.7%	→



ACTIVITY

Cumulative percentage of contracted UDA delivered 2018 & 2019



Month	Adjusted Scheduled Activity (UDA)	
	2018	2019
April	424	589
May	1,180	1,482
June	1,933	2,205
July	2,912	3,270
August	3,784	4,213
September	4,639	5,033
October	5,406	
November	6,216	
December	6,940	
January	7,578	
February	8,639	
March	9,412	
April	9,835	
May	9,833	
June	9,834	

QUALITY

	Quantity	Base Number	Contract	AT	Region	England
% of FP17s for the same patient ID Re-attending within 3 months - Children	50	687	7.3%	9.9%	11.5%	11.6%
% of FP17s for the same patient ID Re-attending within 3 months - Adults	263	1,837	14.3%	15.6%	16.5%	15.5%
% of FP17s for the same patient ID Re-attending between 3 & 9 months - Children	406	687	59.1%	48.4%	48.5%	58.8%
% of FP17s for the same patient ID Re-attending between 3 & 9 months - Adults	964	1,837	52.5%	38.4%	39.1%	51.1%
% of FP17s for Band 1 Urgent Courses	113	2,353	4.8%	11.0%	10.6%	9.0%
% of FP17s Relating to Free Repair or Replacements	15	2,353	0.6%	0.5%	0.5%	0.8%
% of FP17s Relating to Continuations	25	2,353	1.1%	0.5%	0.7%	0.9%
% of Patients satisfied with the dentistry they have received	3	3	N/A	89.0%	90.5%	93.3%
% of Patients satisfied with the time they had to wait for an appointment	3	3	N/A	85.3%	85.1%	88.9%

* This is based on patients treated on this contract for their most recent course of treatment. Figures in italics indicate the base number of FP17s or Patient Questionnaire responses are less than 100. N/A is shown where the base number of responses is less than 10 during the period. % is calculated as Quantity/Base number*100

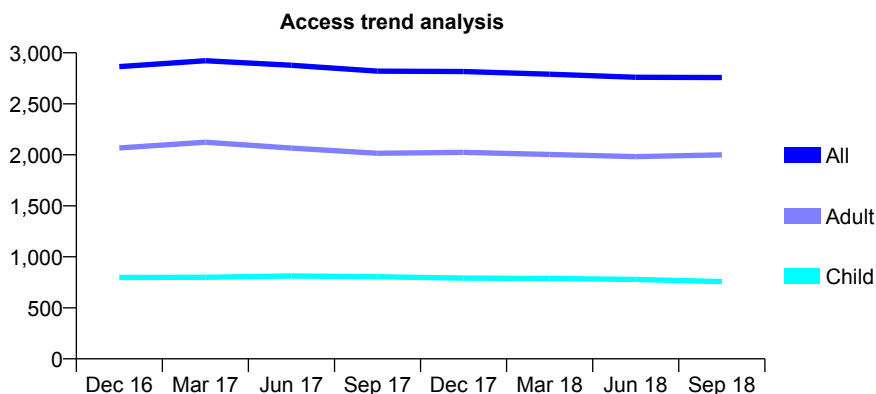
Q62 - Vital Signs At a Glance Contract Report for 763802/0001 - September 2018

Name or company name	MR R VADHER
Contract type name	GDS Contract
Purpose of contract	General
Contract start date	01/04/2006
Contract end date	

18/19 Contracted general activity (UDA)	6,390
Carry forward general activity (UDA)	-128
18/19 Contracted orthodontic activity (UOA)	0
Carry forward orthodontic activity (UOA)	0
Baseline contract value	£171,105.94

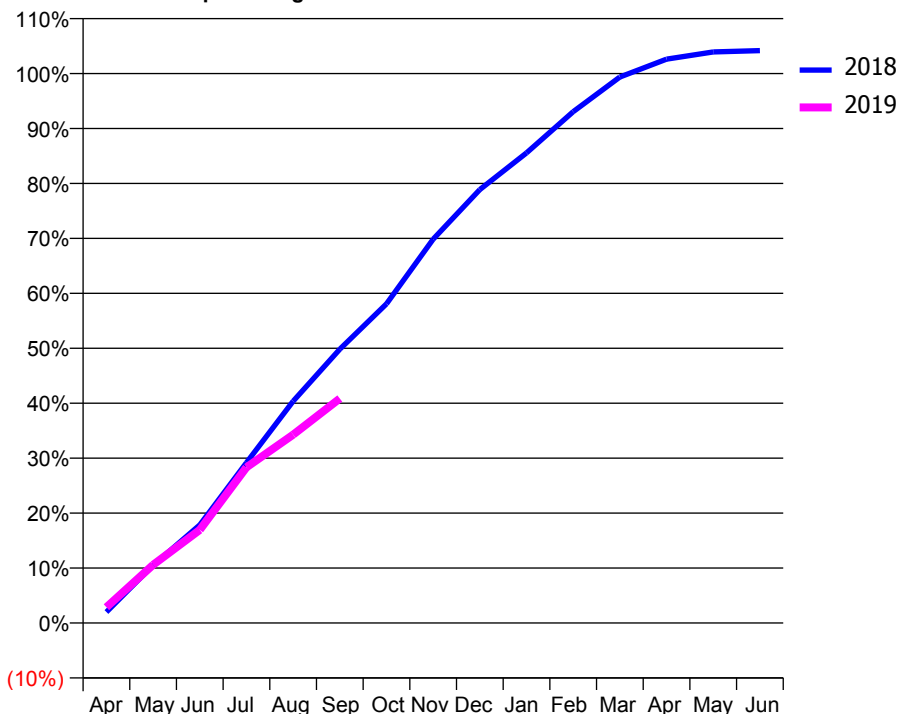
ACCESS*

Patients seen in 24 months	Total	Change since previous quarter
Quarter ending September 2017	2,820	
Quarter ending December 2017	2,816	→
Quarter ending March 2018	2,790	→
Quarter ending June 2018	2,760	↓
Quarter ending September 2018	2,757	→
Variance since September 2017	(2.2%)	↓



ACTIVITY

Cumulative percentage of contracted UDA delivered 2018 & 2019



Adjusted Scheduled Activity (UDA)

Month	2018	2019
April	128	183
May	672	676
June	1,140	1,084
July	1,865	1,810
August	2,579	2,190
September	3,184	2,610
October	3,711	
November	4,463	
December	5,040	
January	5,467	
February	5,946	
March	6,349	
April	6,557	
May	6,641	
June	6,656	

QUALITY

	Quantity	Base Number	Contract	AT	Region	England
% of FP17s for the same patient ID Re-attending within 3 months - Children	12	318	3.8%	9.9%	11.5%	11.6%
% of FP17s for the same patient ID Re-attending within 3 months - Adults	48	828	5.8%	15.6%	16.5%	15.5%
% of FP17s for the same patient ID Re-attending between 3 & 9 months - Children	83	318	26.1%	48.4%	48.5%	58.8%
% of FP17s for the same patient ID Re-attending between 3 & 9 months - Adults	232	828	28.0%	38.4%	39.1%	51.1%
% of FP17s for Band 1 Urgent Courses	21	1,017	2.1%	11.0%	10.6%	9.0%
% of FP17s Relating to Free Repair or Replacements	1	1,017	0.1%	0.5%	0.5%	0.8%
% of FP17s Relating to Continuations	1	1,017	0.1%	0.5%	0.7%	0.9%
% of Patients satisfied with the dentistry they have received	1	1	N/A	89.0%	90.5%	93.3%
% of Patients satisfied with the time they had to wait for an appointment	1	1	N/A	85.3%	85.1%	88.9%

* This is based on patients treated on this contract for their most recent course of treatment. Figures in italics indicate the base number of FP17s or Patient Questionnaire responses are less than 100. N/A is shown where the base number of responses is less than 10 during the period. % is calculated as Quantity/Base number*100

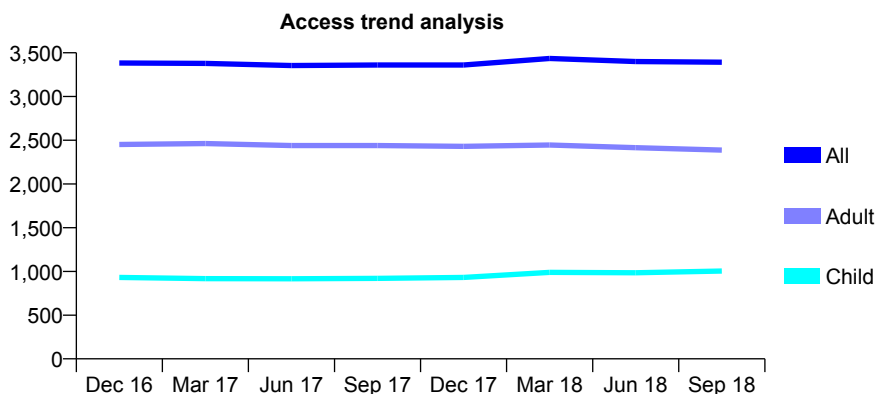
Q62 - Vital Signs At a Glance Contract Report for 763934/0001 - September 2018

Name or company name	MRS F KHOSRAVI
Contract type name	GDS Contract
Purpose of contract	General
Contract start date	01/04/2006
Contract end date	

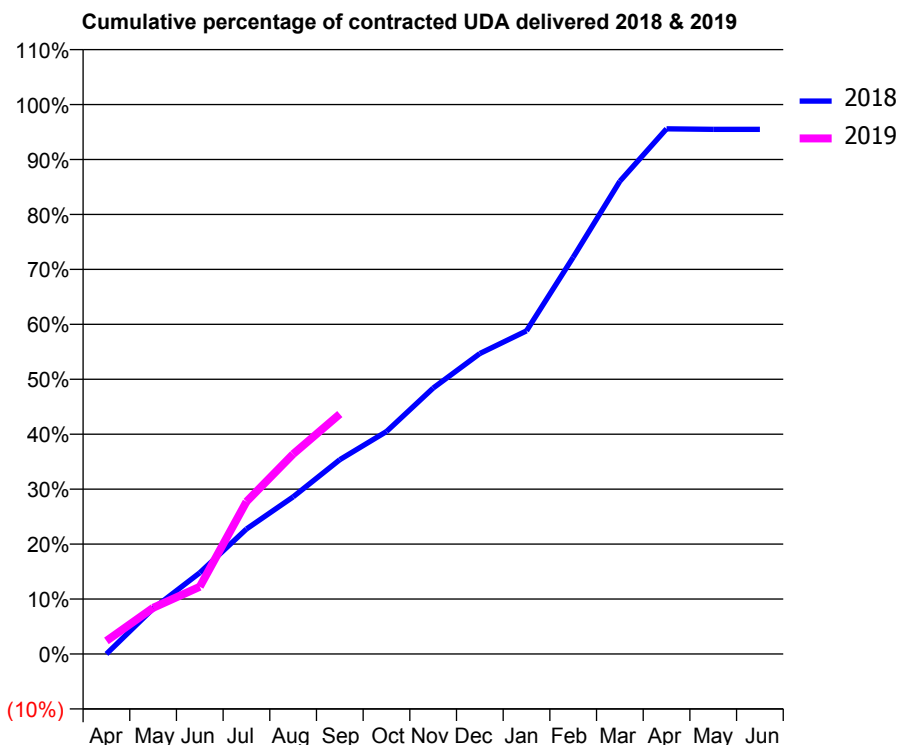
18/19 Contracted general activity (UDA)	12,195
Carry forward general activity (UDA)	0
18/19 Contracted orthodontic activity (UOA)	0
Carry forward orthodontic activity (UOA)	0
Baseline contract value	£383,119.73

ACCESS*

Patients seen in 24 months	Total	Change since previous quarter
Quarter ending September 2017	3,360	
Quarter ending December 2017	3,361	→
Quarter ending March 2018	3,435	↑
Quarter ending June 2018	3,400	↓
Quarter ending September 2018	3,392	→
Variance since September 2017	1.0%	→



ACTIVITY



Adjusted Scheduled Activity (UDA)		
Month	2018	2019
April	3	290
May	1,007	1,027
June	1,804	1,493
July	2,775	3,380
August	3,487	4,439
September	4,313	5,325
October	4,938	
November	5,903	
December	6,670	
January	7,172	
February	8,806	
March	10,492	
April	11,655	
May	11,644	
June	11,642	

QUALITY

	Quantity	Base Number	Contract	AT	Region	England
% of FP17s for the same patient ID Re-attending within 3 months - Children	62	660	9.4%	9.9%	11.5%	11.6%
% of FP17s for the same patient ID Re-attending within 3 months - Adults	270	1,420	19.0%	15.6%	16.5%	15.5%
% of FP17s for the same patient ID Re-attending between 3 & 9 months - Children	282	660	42.7%	48.4%	48.5%	58.8%
% of FP17s for the same patient ID Re-attending between 3 & 9 months - Adults	523	1,420	36.8%	38.4%	39.1%	51.1%
% of FP17s for Band 1 Urgent Courses	129	1,824	7.1%	11.0%	10.6%	9.0%
% of FP17s Relating to Free Repair or Replacements	6	1,824	0.3%	0.5%	0.5%	0.8%
% of FP17s Relating to Continuations	2	1,824	0.1%	0.5%	0.7%	0.9%
% of Patients satisfied with the dentistry they have received	0	0	N/A	89.0%	90.5%	93.3%
% of Patients satisfied with the time they had to wait for an appointment	0	0	N/A	85.3%	85.1%	88.9%

* This is based on patients treated on this contract for their most recent course of treatment. Figures in italics indicate the base number of FP17s or Patient Questionnaire responses are less than 100. N/A is shown where the base number of responses is less than 10 during the period. % is calculated as Quantity/Base number*100

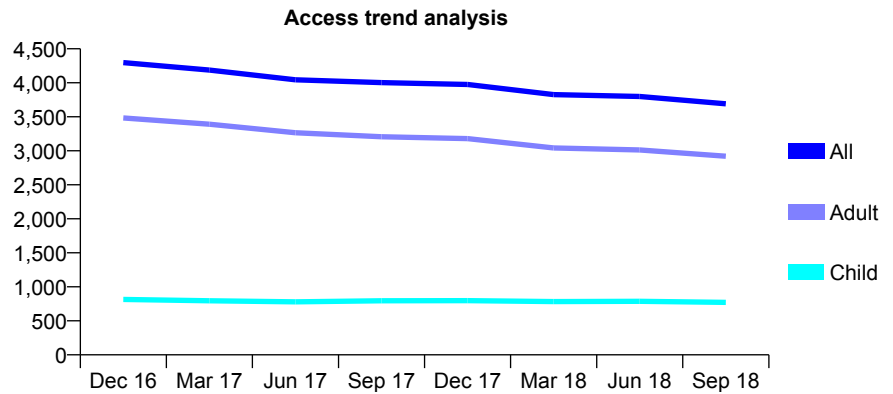
Q62 - Vital Signs At a Glance Contract Report for 764957/0003 - September 2018

Name or company name	Valecha Dental Practice
Contract type name	GDS Contract
Purpose of contract	General
Contract start date	01/04/2006
Contract end date	

18/19 Contracted general activity (UDA)	15,834
Carry forward general activity (UDA)	-102
18/19 Contracted orthodontic activity (UOA)	0
Carry forward orthodontic activity (UOA)	0
Baseline contract value	£409,418.82

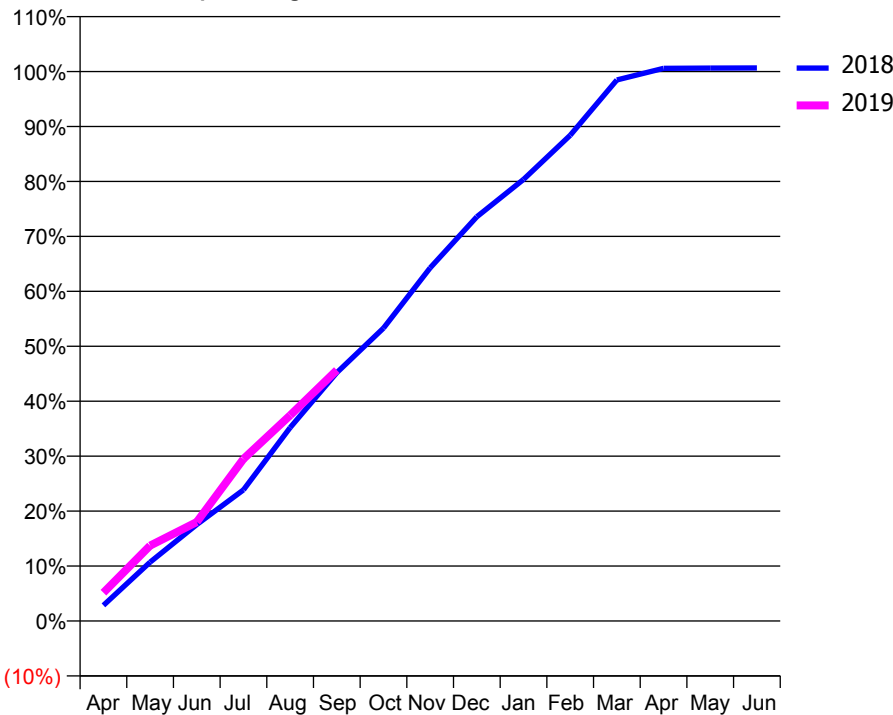
ACCESS*

Patients seen in 24 months	Total	Change since previous quarter
Quarter ending September 2017	4,002	
Quarter ending December 2017	3,976	→
Quarter ending March 2018	3,826	↓
Quarter ending June 2018	3,799	→
Quarter ending September 2018	3,692	↓
Variance since September 2017	(7.7%)	↓



ACTIVITY

Cumulative percentage of contracted UDA delivered 2018 & 2019



Month	Adjusted Scheduled Activity (UDA)	
	2018	2019
April	452	815
May	1,698	2,172
June	2,781	2,854
July	3,779	4,672
August	5,575	5,929
September	7,158	7,229
October	8,441	
November	10,175	
December	11,648	
January	12,724	
February	13,995	
March	15,590	
April	15,926	
May	15,933	
June	15,936	

QUALITY

	Quantity	Base Number	Contract	AT	Region	England
% of FP17s for the same patient ID Re-attending within 3 months - Children	73	571	12.8%	9.9%	11.5%	11.6%
% of FP17s for the same patient ID Re-attending within 3 months - Adults	310	1,806	17.2%	15.6%	16.5%	15.5%
% of FP17s for the same patient ID Re-attending between 3 & 9 months - Children	311	571	54.5%	48.4%	48.5%	58.8%
% of FP17s for the same patient ID Re-attending between 3 & 9 months - Adults	820	1,806	45.4%	38.4%	39.1%	51.1%
% of FP17s for Band 1 Urgent Courses	157	2,249	7.0%	11.0%	10.6%	9.0%
% of FP17s Relating to Free Repair or Replacements	61	2,249	2.7%	0.5%	0.5%	0.8%
% of FP17s Relating to Continuations	5	2,249	0.2%	0.5%	0.7%	0.9%
% of Patients satisfied with the dentistry they have received	1	1	N/A	89.0%	90.5%	93.3%
% of Patients satisfied with the time they had to wait for an appointment	1	1	N/A	85.3%	85.1%	88.9%

* This is based on patients treated on this contract for their most recent course of treatment. Figures in italics indicate the base number of FP17s or Patient Questionnaire responses are less than 100. N/A is shown where the base number of responses is less than 10 during the period. % is calculated as Quantity/Base number*100

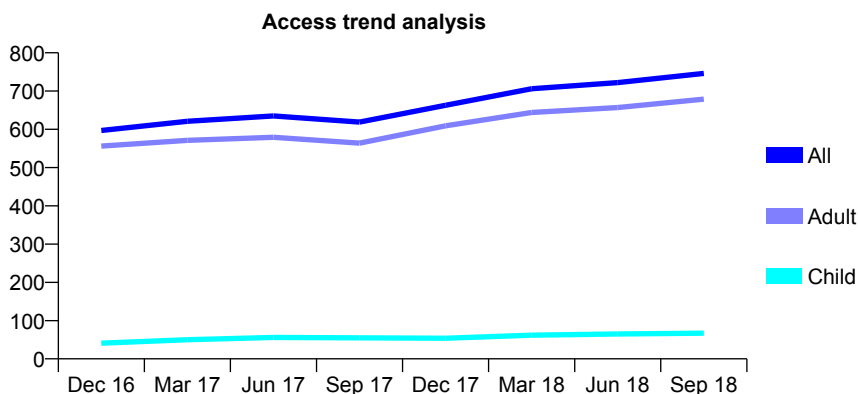
Q62 - Vital Signs At a Glance Contract Report for 766895/0001 - September 2018

Name or company name	MR M SOLTAN MOHAMMADI KHAYAT
Contract type name	GDS Contract
Purpose of contract	General
Contract start date	01/04/2006
Contract end date	

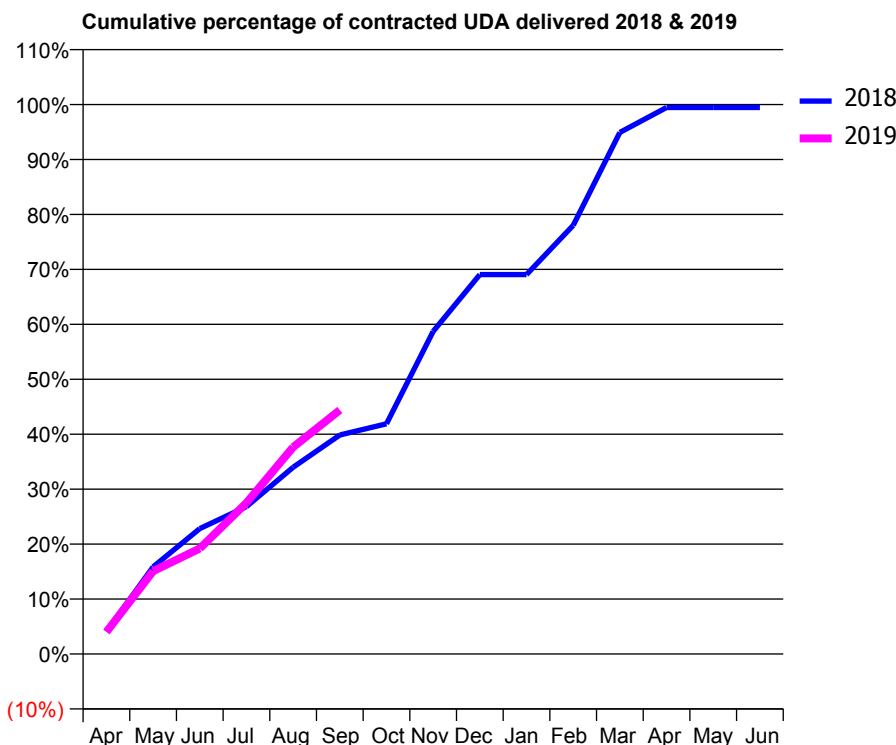
18/19 Contracted general activity (UDA)	976
Carry forward general activity (UDA)	5
18/19 Contracted orthodontic activity (UOA)	0
Carry forward orthodontic activity (UOA)	0
Baseline contract value	£35,601.62

ACCESS*

Patients seen in 24 months	Total	Change since previous quarter
Quarter ending September 2017	619	
Quarter ending December 2017	663	↑
Quarter ending March 2018	706	↑
Quarter ending June 2018	722	↑
Quarter ending September 2018	746	↑
Variance since September 2017	20.5%	↑



ACTIVITY



Month	Adjusted Scheduled Activity (UDA)	
	2018	2019
April	40	39
May	155	147
June	223	187
July	262	268
August	332	367
September	389	433
October	409	
November	573	
December	674	
January	674	
February	761	
March	926	
April	971	
May	971	
June	971	

QUALITY

	Quantity	Base Number	Contract	AT	Region	England
% of FP17s for the same patient ID Re-attending within 3 months - Children	2	35	5.7%	9.9%	11.5%	11.6%
% of FP17s for the same patient ID Re-attending within 3 months - Adults	9	289	3.1%	15.6%	16.5%	15.5%
% of FP17s for the same patient ID Re-attending between 3 & 9 months - Children	16	35	45.7%	48.4%	48.5%	58.8%
% of FP17s for the same patient ID Re-attending between 3 & 9 months - Adults	56	289	19.4%	38.4%	39.1%	51.1%
% of FP17s for Band 1 Urgent Courses	2	305	0.7%	11.0%	10.6%	9.0%
% of FP17s Relating to Free Repair or Replacements	0	305	0.0%	0.5%	0.5%	0.8%
% of FP17s Relating to Continuations	0	305	0.0%	0.5%	0.7%	0.9%
% of Patients satisfied with the dentistry they have received	0	0	N/A	89.0%	90.5%	93.3%
% of Patients satisfied with the time they had to wait for an appointment	0	0	N/A	85.3%	85.1%	88.9%

* This is based on patients treated on this contract for their most recent course of treatment. Figures in italics indicate the base number of FP17s or Patient Questionnaire responses are less than 100. N/A is shown where the base number of responses is less than 10 during the period. % is calculated as Quantity/Base number*100

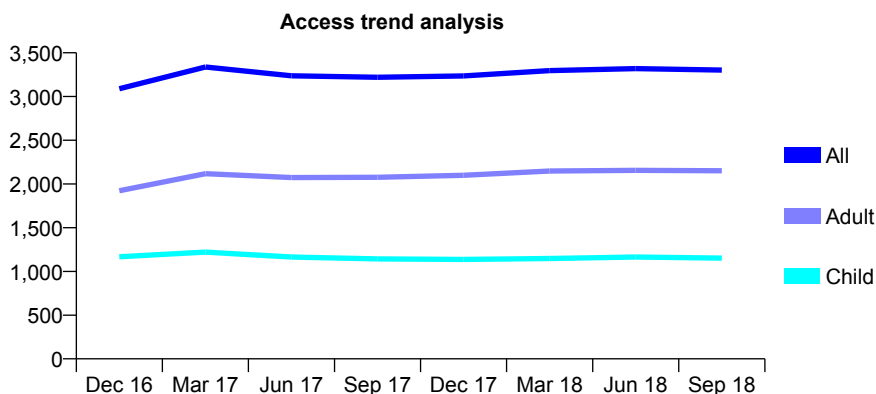
Q62 - Vital Signs At a Glance Contract Report for 766895/0004 - September 2018

Name or company name	MR M SOLTAN MOHAMMADI KHAYAT
Contract type name	GDS Contract
Purpose of contract	General
Contract start date	01/02/2015
Contract end date	

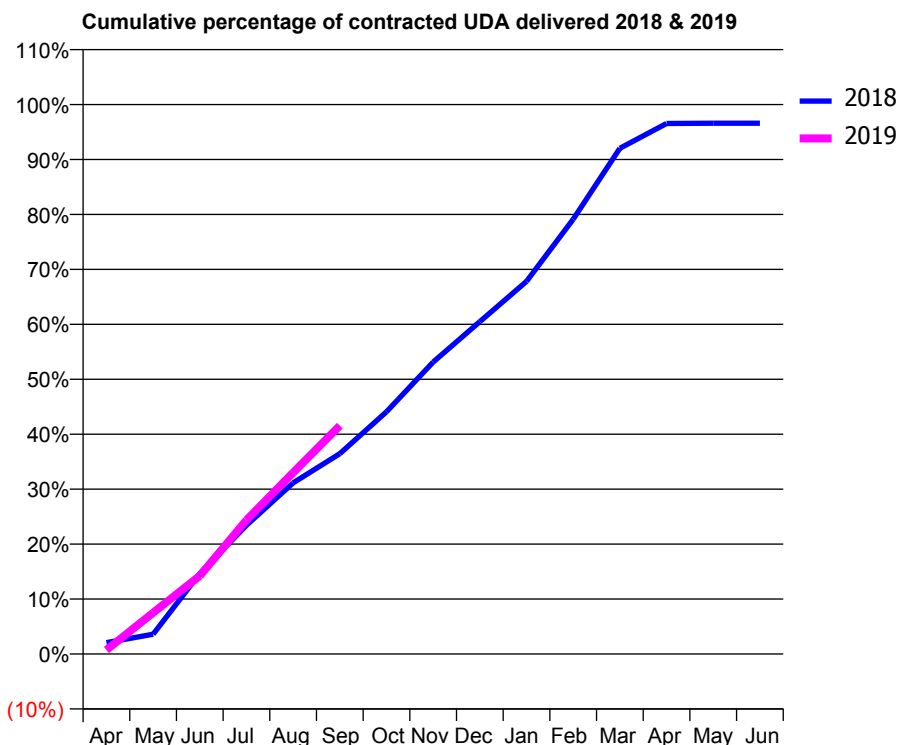
18/19 Contracted general activity (UDA)	9,365
Carry forward general activity (UDA)	318
18/19 Contracted orthodontic activity (UOA)	0
Carry forward orthodontic activity (UOA)	0
Baseline contract value	£261,228.51

ACCESS*

Patients seen in 24 months	Total	Change since previous quarter
Quarter ending September 2017	3,220	
Quarter ending December 2017	3,236	→
Quarter ending March 2018	3,296	→
Quarter ending June 2018	3,319	→
Quarter ending September 2018	3,303	→
Variance since September 2017	2.6%	↑



ACTIVITY



Month	Adjusted Scheduled Activity (UDA)	
	2018	2019
April	195	70
May	337	703
June	1,372	1,333
July	2,193	2,283
August	2,918	3,091
September	3,415	3,892
October	4,129	
November	4,976	
December	5,665	
January	6,350	
February	7,411	
March	8,618	
April	9,041	
May	9,047	
June	9,047	

QUALITY

	Quantity	Base Number	Contract	AT	Region	England
% of FP17s for the same patient ID Re-attending within 3 months - Children	65	867	7.5%	9.9%	11.5%	11.6%
% of FP17s for the same patient ID Re-attending within 3 months - Adults	121	1,118	10.8%	15.6%	16.5%	15.5%
% of FP17s for the same patient ID Re-attending between 3 & 9 months - Children	498	867	57.4%	48.4%	48.5%	58.8%
% of FP17s for the same patient ID Re-attending between 3 & 9 months - Adults	512	1,118	45.8%	38.4%	39.1%	51.1%
% of FP17s for Band 1 Urgent Courses	125	1,791	7.0%	11.0%	10.6%	9.0%
% of FP17s Relating to Free Repair or Replacements	1	1,791	0.1%	0.5%	0.5%	0.8%
% of FP17s Relating to Continuations	1	1,791	0.1%	0.5%	0.7%	0.9%
% of Patients satisfied with the dentistry they have received	1	1	N/A	89.0%	90.5%	93.3%
% of Patients satisfied with the time they had to wait for an appointment	1	1	N/A	85.3%	85.1%	88.9%

* This is based on patients treated on this contract for their most recent course of treatment. Figures in italics indicate the base number of FP17s or Patient Questionnaire responses are less than 100. N/A is shown where the base number of responses is less than 10 during the period. % is calculated as Quantity/Base number*100

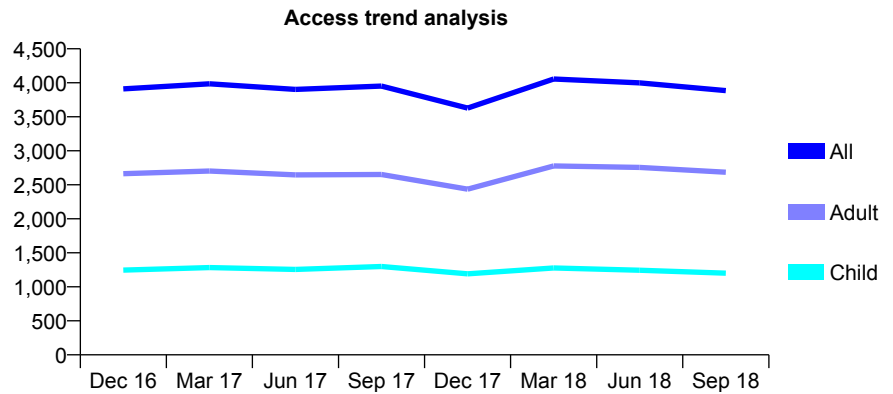
Q62 - Vital Signs At a Glance Contract Report for 767697/0002 - September 2018

Name or company name	MR F RAMEZANI
Contract type name	GDS Contract
Purpose of contract	General
Contract start date	01/04/2006
Contract end date	

18/19 Contracted general activity (UDA)	8,692
Carry forward general activity (UDA)	36
18/19 Contracted orthodontic activity (UOA)	0
Carry forward orthodontic activity (UOA)	0
Baseline contract value	£238,481.00

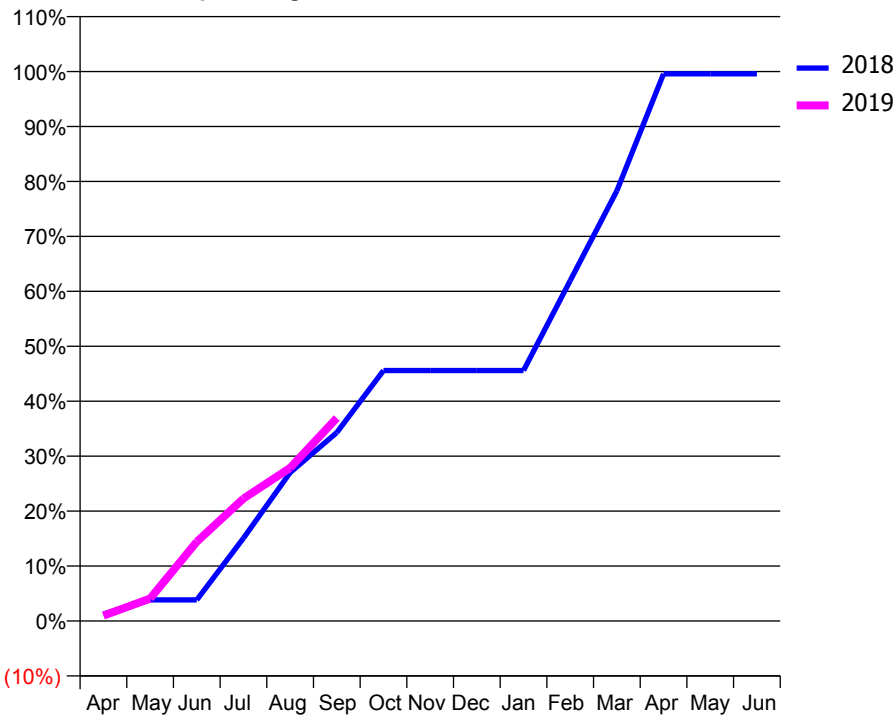
ACCESS*

Patients seen in 24 months	Total	Change since previous quarter
Quarter ending September 2017	3,951	
Quarter ending December 2017	3,629	↓
Quarter ending March 2018	4,056	↑
Quarter ending June 2018	3,999	↓
Quarter ending September 2018	3,886	↓
Variance since September 2017	(1.6%)	↓



ACTIVITY

Cumulative percentage of contracted UDA delivered 2018 & 2019



Month	Adjusted Scheduled Activity (UDA)	
	2018	2019
April	111	86
May	335	356
June	335	1,254
July	1,311	1,938
August	2,349	2,423
September	2,981	3,212
October	3,962	
November	3,962	
December	3,962	
January	3,962	
February	5,385	
March	6,805	
April	8,656	
May	8,656	
June	8,656	

QUALITY

	Quantity	Base Number	Contract	AT	Region	England
% of FP17s for the same patient ID Re-attending within 3 months - Children	29	594	4.9%	9.9%	11.5%	11.6%
% of FP17s for the same patient ID Re-attending within 3 months - Adults	95	1,204	7.9%	15.6%	16.5%	15.5%
% of FP17s for the same patient ID Re-attending between 3 & 9 months - Children	172	594	29.0%	48.4%	48.5%	58.8%
% of FP17s for the same patient ID Re-attending between 3 & 9 months - Adults	337	1,204	28.0%	38.4%	39.1%	51.1%
% of FP17s for Band 1 Urgent Courses	19	1,477	1.3%	11.0%	10.6%	9.0%
% of FP17s Relating to Free Repair or Replacements	1	1,477	0.1%	0.5%	0.5%	0.8%
% of FP17s Relating to Continuations	34	1,477	2.3%	0.5%	0.7%	0.9%
% of Patients satisfied with the dentistry they have received	1	1	N/A	89.0%	90.5%	93.3%
% of Patients satisfied with the time they had to wait for an appointment	1	1	N/A	85.3%	85.1%	88.9%

* This is based on patients treated on this contract for their most recent course of treatment. Figures in italics indicate the base number of FP17s or Patient Questionnaire responses are less than 100. N/A is shown where the base number of responses is less than 10 during the period. % is calculated as Quantity/Base number*100

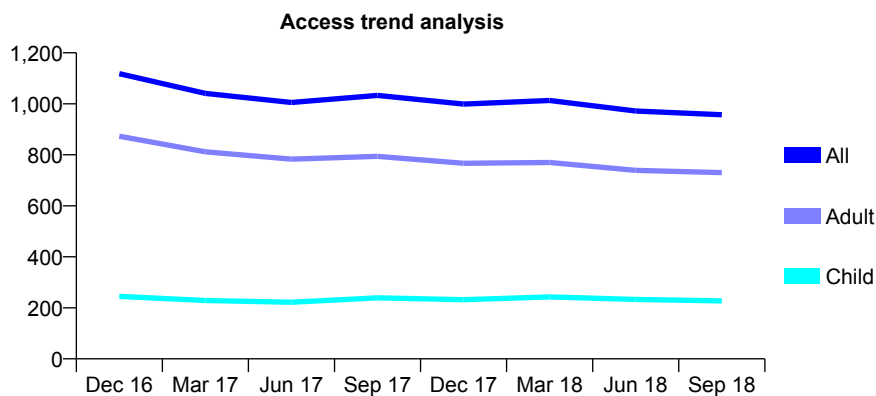
Q62 - Vital Signs At a Glance Contract Report for 768286/0001 - September 2018

Name or company name	MR NA BARAKJI
Contract type name	GDS Contract
Purpose of contract	General
Contract start date	01/04/2006
Contract end date	

18/19 Contracted general activity (UDA)	4,598
Carry forward general activity (UDA)	50
18/19 Contracted orthodontic activity (UOA)	0
Carry forward orthodontic activity (UOA)	0
Baseline contract value	£149,800.16

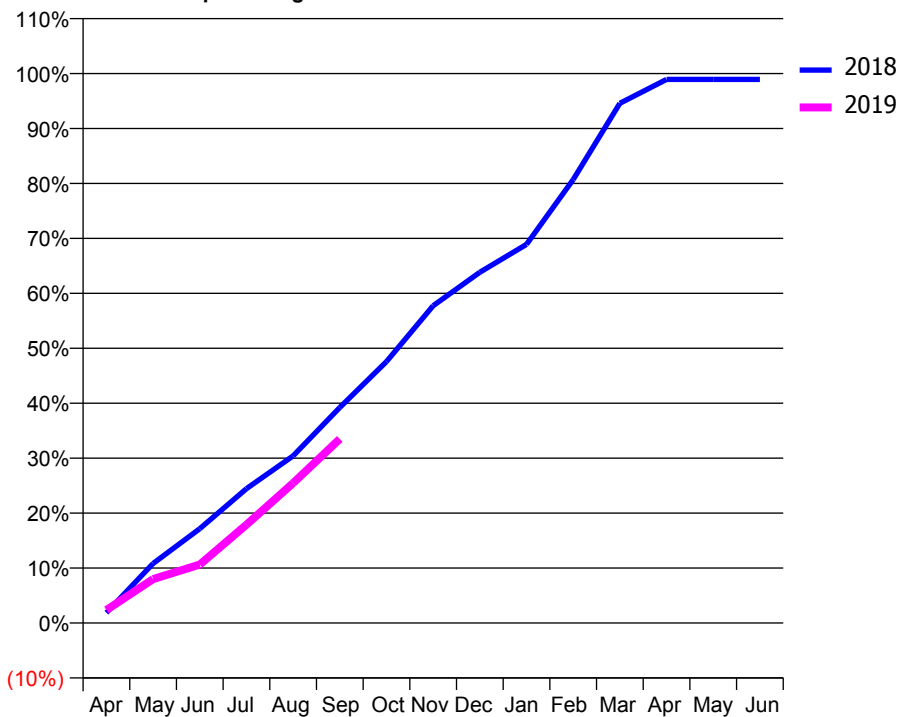
ACCESS*

Patients seen in 24 months	Total	Change since previous quarter
Quarter ending September 2017	1,033	
Quarter ending December 2017	999	↓
Quarter ending March 2018	1,013	→
Quarter ending June 2018	972	↓
Quarter ending September 2018	957	↓
Variance since September 2017	(7.4%)	↓



ACTIVITY

Cumulative percentage of contracted UDA delivered 2018 & 2019



Month	Adjusted Scheduled Activity (UDA)	
	2018	2019
April	86	109
May	498	368
June	789	490
July	1,125	823
August	1,398	1,171
September	1,803	1,540
October	2,188	
November	2,655	
December	2,935	
January	3,168	
February	3,711	
March	4,349	
April	4,548	
May	4,548	
June	4,548	

QUALITY

	Quantity	Base Number	Contract	AT	Region	England
% of FP17s for the same patient ID Re-attending within 3 months - Children	12	102	11.8%	9.9%	11.5%	11.6%
% of FP17s for the same patient ID Re-attending within 3 months - Adults	103	451	22.8%	15.6%	16.5%	15.5%
% of FP17s for the same patient ID Re-attending between 3 & 9 months - Children	47	102	46.1%	48.4%	48.5%	58.8%
% of FP17s for the same patient ID Re-attending between 3 & 9 months - Adults	188	451	41.7%	38.4%	39.1%	51.1%
% of FP17s for Band 1 Urgent Courses	132	518	25.5%	11.0%	10.6%	9.0%
% of FP17s Relating to Free Repair or Replacements	1	518	0.2%	0.5%	0.5%	0.8%
% of FP17s Relating to Continuations	4	518	0.8%	0.5%	0.7%	0.9%
% of Patients satisfied with the dentistry they have received	1	1	N/A	89.0%	90.5%	93.3%
% of Patients satisfied with the time they had to wait for an appointment	1	1	N/A	85.3%	85.1%	88.9%

* This is based on patients treated on this contract for their most recent course of treatment. Figures in italics indicate the base number of FP17s or Patient Questionnaire responses are less than 100. N/A is shown where the base number of responses is less than 10 during the period. % is calculated as Quantity/Base number*100

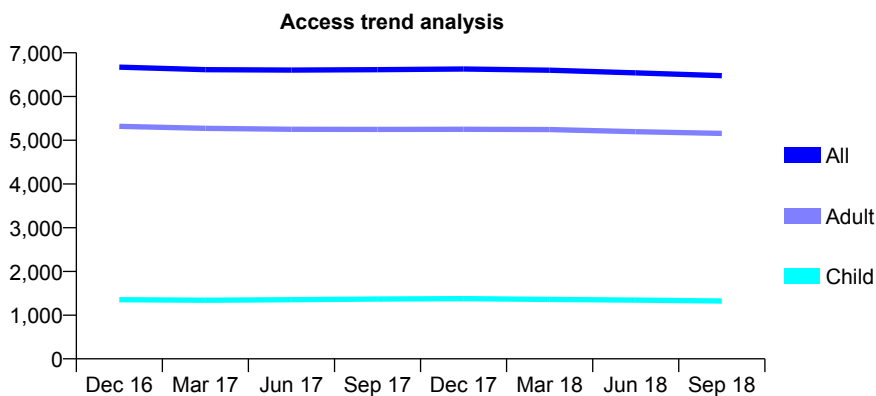
Q62 - Vital Signs At a Glance Contract Report for 768359/0001 - September 2018

Name or company name	MR KC SHAH
Contract type name	GDS Contract
Purpose of contract	General
Contract start date	01/04/2006
Contract end date	

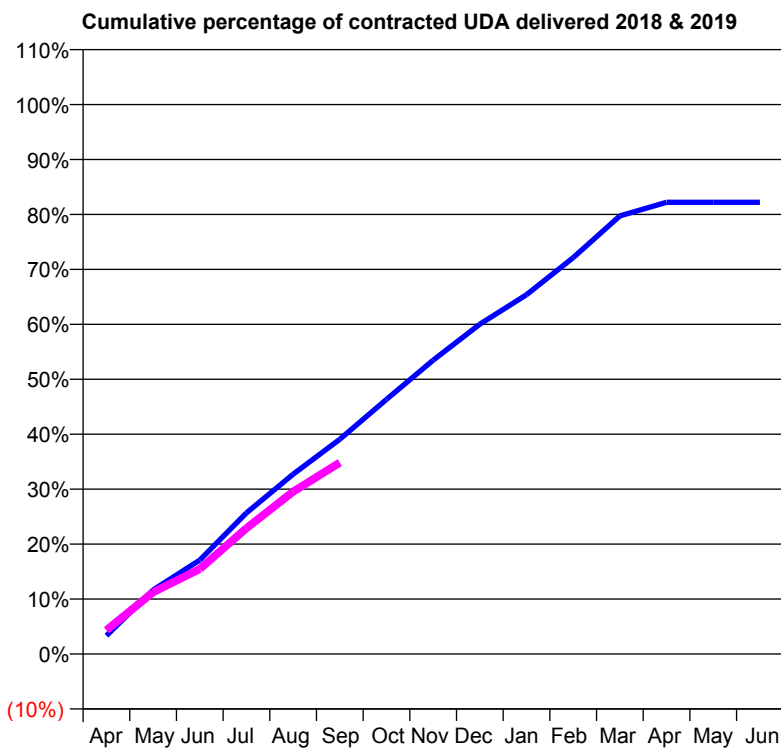
18/19 Contracted general activity (UDA)	22,099
Carry forward general activity (UDA)	0
18/19 Contracted orthodontic activity (UOA)	0
Carry forward orthodontic activity (UOA)	0
Baseline contract value	£657,215.79

ACCESS*

Patients seen in 24 months	Total	Change since previous quarter
Quarter ending September 2017	6,615	
Quarter ending December 2017	6,628	→
Quarter ending March 2018	6,603	→
Quarter ending June 2018	6,540	→
Quarter ending September 2018	6,476	→
Variance since September 2017	(2.1%)	↓



ACTIVITY



Month	Adjusted Scheduled Activity (UDA)	
	2018	2019
April	737	956
May	2,579	2,485
June	3,779	3,417
July	5,679	5,058
August	7,232	6,529
September	8,636	7,698
October	10,241	
November	11,818	
December	13,267	
January	14,452	
February	15,942	
March	17,618	
April	18,164	
May	18,164	
June	18,164	

QUALITY

	Quantity	Base Number	Contract	AT	Region	England
% of FP17s for the same patient ID Re-attending within 3 months - Children	51	872	5.8%	9.9%	11.5%	11.6%
% of FP17s for the same patient ID Re-attending within 3 months - Adults	419	3,001	14.0%	15.6%	16.5%	15.5%
% of FP17s for the same patient ID Re-attending between 3 & 9 months - Children	473	872	54.2%	48.4%	48.5%	58.8%
% of FP17s for the same patient ID Re-attending between 3 & 9 months - Adults	1,324	3,001	44.1%	38.4%	39.1%	51.1%
% of FP17s for Band 1 Urgent Courses	351	3,637	9.7%	11.0%	10.6%	9.0%
% of FP17s Relating to Free Repair or Replacements	22	3,637	0.6%	0.5%	0.5%	0.8%
% of FP17s Relating to Continuations	37	3,637	1.0%	0.5%	0.7%	0.9%
% of Patients satisfied with the dentistry they have received	2	2	N/A	89.0%	90.5%	93.3%
% of Patients satisfied with the time they had to wait for an appointment	2	2	N/A	85.3%	85.1%	88.9%

* This is based on patients treated on this contract for their most recent course of treatment. Figures in italics indicate the base number of FP17s or Patient Questionnaire responses are less than 100. N/A is shown where the base number of responses is less than 10 during the period. % is calculated as Quantity/Base number*100

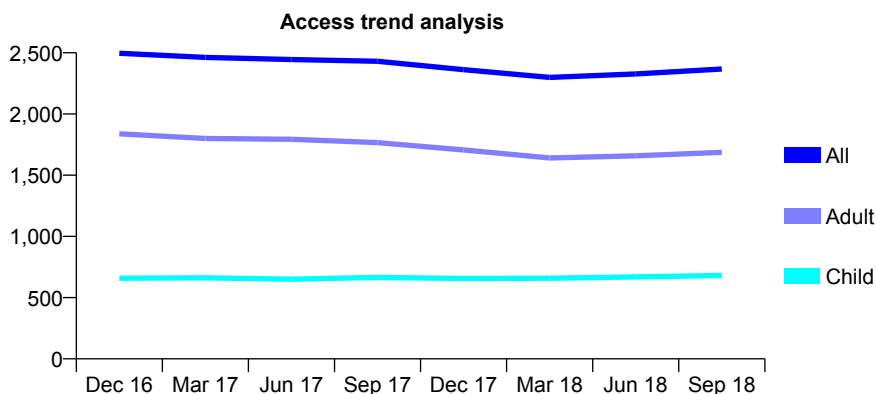
Q62 - Vital Signs At a Glance Contract Report for 769576/0001 - September 2018

Name or company name	MR E GANJEH KHOSRAVI
Contract type name	GDS Contract
Purpose of contract	General
Contract start date	01/04/2006
Contract end date	

18/19 Contracted general activity (UDA)	9,073
Carry forward general activity (UDA)	299
18/19 Contracted orthodontic activity (UOA)	0
Carry forward orthodontic activity (UOA)	0
Baseline contract value	£278,670.12

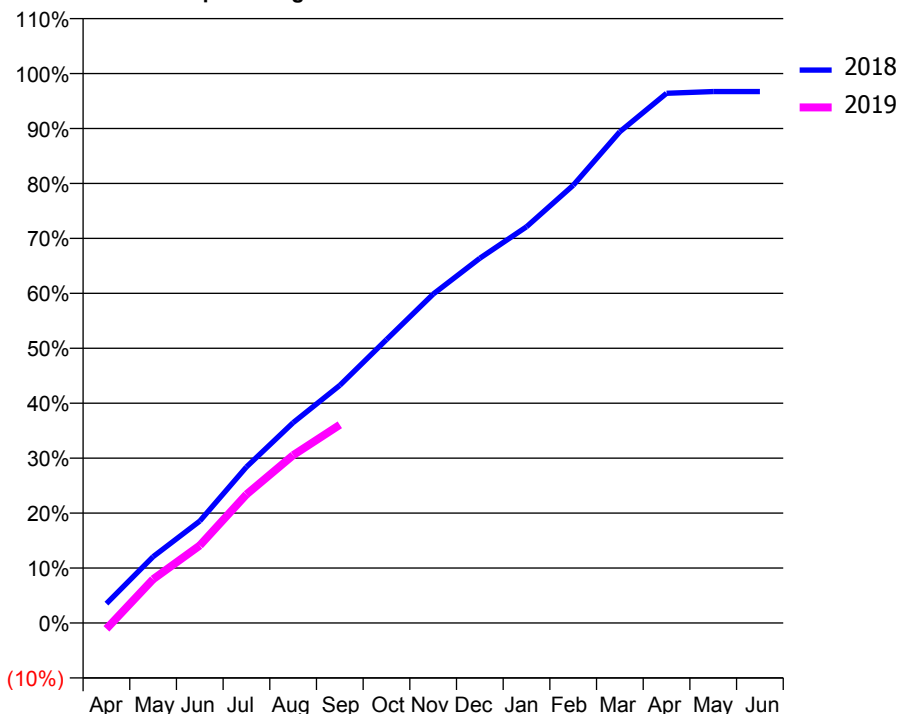
ACCESS*

Patients seen in 24 months	Total	Change since previous quarter
Quarter ending September 2017	2,431	
Quarter ending December 2017	2,362	↓
Quarter ending March 2018	2,299	↓
Quarter ending June 2018	2,327	→
Quarter ending September 2018	2,368	→
Variance since September 2017	(2.6%)	↓



ACTIVITY

Cumulative percentage of contracted UDA delivered 2018 & 2019



Month	Adjusted Scheduled Activity (UDA)	
	2018	2019
April	320	-98
May	1,096	724
June	1,683	1,280
July	2,576	2,123
August	3,308	2,771
September	3,924	3,272
October	4,679	
November	5,431	
December	6,024	
January	6,542	
February	7,228	
March	8,112	
April	8,747	
May	8,774	
June	8,774	

QUALITY

	Quantity	Base Number	Contract	AT	Region	England
% of FP17s for the same patient ID Re-attending within 3 months - Children	29	412	7.0%	9.9%	11.5%	11.6%
% of FP17s for the same patient ID Re-attending within 3 months - Adults	184	1,014	18.1%	15.6%	16.5%	15.5%
% of FP17s for the same patient ID Re-attending between 3 & 9 months - Children	166	412	40.3%	48.4%	48.5%	58.8%
% of FP17s for the same patient ID Re-attending between 3 & 9 months - Adults	317	1,014	31.3%	38.4%	39.1%	51.1%
% of FP17s for Band 1 Urgent Courses	262	1,297	20.2%	11.0%	10.6%	9.0%
% of FP17s Relating to Free Repair or Replacements	3	1,297	0.2%	0.5%	0.5%	0.8%
% of FP17s Relating to Continuations	1	1,297	0.1%	0.5%	0.7%	0.9%
% of Patients satisfied with the dentistry they have received	2	3	N/A	89.0%	90.5%	93.3%
% of Patients satisfied with the time they had to wait for an appointment	2	3	N/A	85.3%	85.1%	88.9%

* This is based on patients treated on this contract for their most recent course of treatment. Figures in italics indicate the base number of FP17s or Patient Questionnaire responses are less than 100. N/A is shown where the base number of responses is less than 10 during the period. % is calculated as Quantity/Base number*100

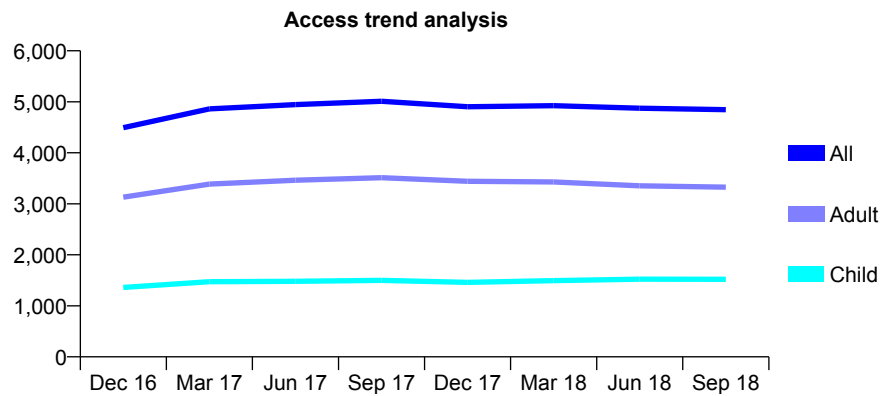
Q62 - Vital Signs At a Glance Contract Report for 770124/0002 - September 2018

Name or company name	MR DS NAR
Contract type name	GDS Contract
Purpose of contract	General
Contract start date	01/04/2015
Contract end date	

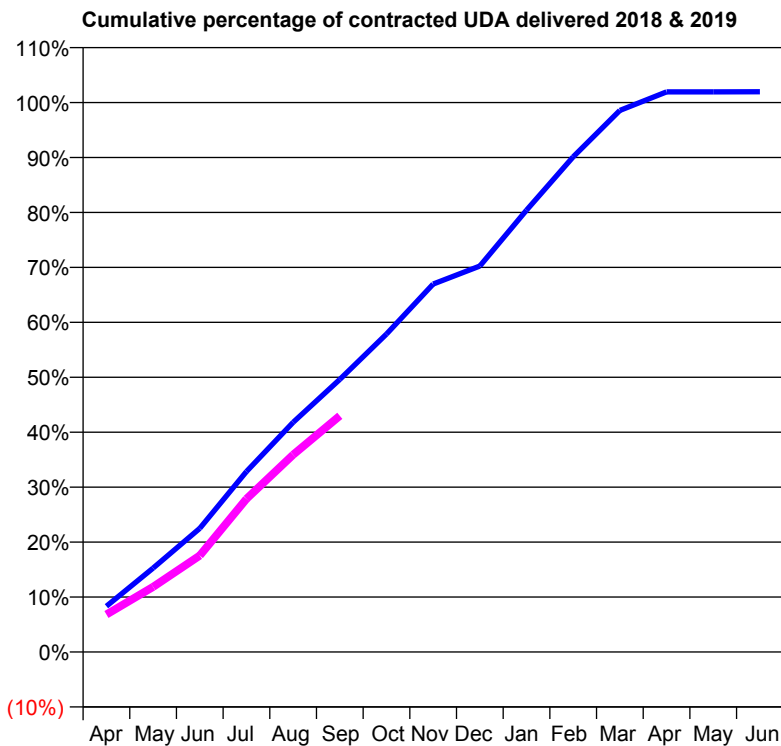
18/19 Contracted general activity (UDA)	16,141
Carry forward general activity (UDA)	-315
18/19 Contracted orthodontic activity (UOA)	0
Carry forward orthodontic activity (UOA)	0
Baseline contract value	£553,506.70

ACCESS*

Patients seen in 24 months	Total	Change since previous quarter
Quarter ending September 2017	5,011	
Quarter ending December 2017	4,902	↓
Quarter ending March 2018	4,924	→
Quarter ending June 2018	4,875	→
Quarter ending September 2018	4,847	→
Variance since September 2017	(3.3%)	↓



ACTIVITY



Month	Adjusted Scheduled Activity (UDA)	
	2018	2019
April	1,344	1,104
May	2,466	1,914
June	3,634	2,833
July	5,303	4,499
August	6,748	5,797
September	8,008	6,939
October	9,339	
November	10,810	
December	11,339	
January	12,977	
February	14,547	
March	15,908	
April	16,451	
May	16,452	
June	16,456	

QUALITY

	Quantity	Base Number	Contract	AT	Region	England
% of FP17s for the same patient ID Re-attending within 3 months - Children	80	1,112	7.2%	9.9%	11.5%	11.6%
% of FP17s for the same patient ID Re-attending within 3 months - Adults	245	1,726	14.2%	15.6%	16.5%	15.5%
% of FP17s for the same patient ID Re-attending between 3 & 9 months - Children	712	1,112	64.0%	48.4%	48.5%	58.8%
% of FP17s for the same patient ID Re-attending between 3 & 9 months - Adults	776	1,726	45.0%	38.4%	39.1%	51.1%
% of FP17s for Band 1 Urgent Courses	244	2,660	9.2%	11.0%	10.6%	9.0%
% of FP17s Relating to Free Repair or Replacements	5	2,660	0.2%	0.5%	0.5%	0.8%
% of FP17s Relating to Continuations	11	2,660	0.4%	0.5%	0.7%	0.9%
% of Patients satisfied with the dentistry they have received	3	3	N/A	89.0%	90.5%	93.3%
% of Patients satisfied with the time they had to wait for an appointment	3	3	N/A	85.3%	85.1%	88.9%

* This is based on patients treated on this contract for their most recent course of treatment. Figures in italics indicate the base number of FP17s or Patient Questionnaire responses are less than 100. N/A is shown where the base number of responses is less than 10 during the period. % is calculated as Quantity/Base number*100

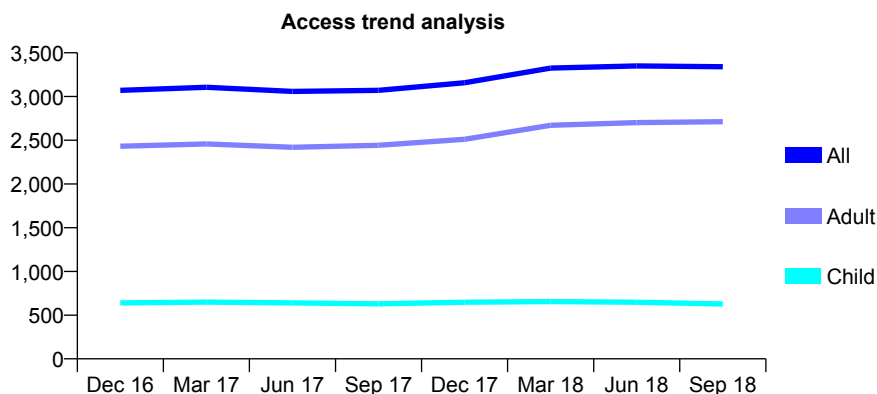
Q62 - Vital Signs At a Glance Contract Report for 771996/0001 - September 2018

Name or company name	MR H RAZBAN
Contract type name	GDS Contract
Purpose of contract	General
Contract start date	01/04/2006
Contract end date	

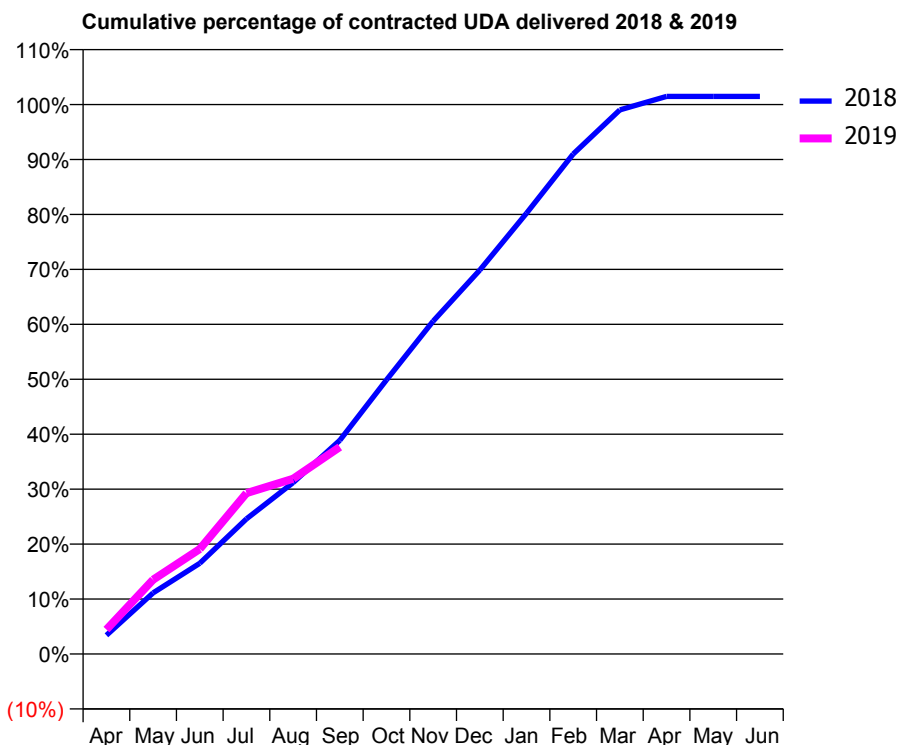
18/19 Contracted general activity (UDA)	10,339
Carry forward general activity (UDA)	-153
18/19 Contracted orthodontic activity (UOA)	0
Carry forward orthodontic activity (UOA)	0
Baseline contract value	£311,105.46

ACCESS*

Patients seen in 24 months	Total	Change since previous quarter
Quarter ending September 2017	3,071	
Quarter ending December 2017	3,158	↑
Quarter ending March 2018	3,326	↑
Quarter ending June 2018	3,350	→
Quarter ending September 2018	3,340	→
Variance since September 2017	8.8%	↑



ACTIVITY



Month	Adjusted Scheduled Activity (UDA)	
	2018	2019
April	353	460
May	1,150	1,399
June	1,708	1,976
July	2,543	3,027
August	3,226	3,299
September	4,021	3,895
October	5,157	
November	6,264	
December	7,226	
January	8,292	
February	9,407	
March	10,238	
April	10,491	
May	10,492	
June	10,492	

QUALITY

	Quantity	Base Number	Contract	AT	Region	England
% of FP17s for the same patient ID Re-attending within 3 months - Children	6	283	2.1%	9.9%	11.5%	11.6%
% of FP17s for the same patient ID Re-attending within 3 months - Adults	68	1,111	6.1%	15.6%	16.5%	15.5%
% of FP17s for the same patient ID Re-attending between 3 & 9 months - Children	101	283	35.7%	48.4%	48.5%	58.8%
% of FP17s for the same patient ID Re-attending between 3 & 9 months - Adults	279	1,111	25.1%	38.4%	39.1%	51.1%
% of FP17s for Band 1 Urgent Courses	115	1,297	8.9%	11.0%	10.6%	9.0%
% of FP17s Relating to Free Repair or Replacements	0	1,297	0.0%	0.5%	0.5%	0.8%
% of FP17s Relating to Continuations	2	1,297	0.2%	0.5%	0.7%	0.9%
% of Patients satisfied with the dentistry they have received	2	2	N/A	89.0%	90.5%	93.3%
% of Patients satisfied with the time they had to wait for an appointment	1	2	N/A	85.3%	85.1%	88.9%

* This is based on patients treated on this contract for their most recent course of treatment. Figures in italics indicate the base number of FP17s or Patient Questionnaire responses are less than 100. N/A is shown where the base number of responses is less than 10 during the period. % is calculated as Quantity/Base number*100

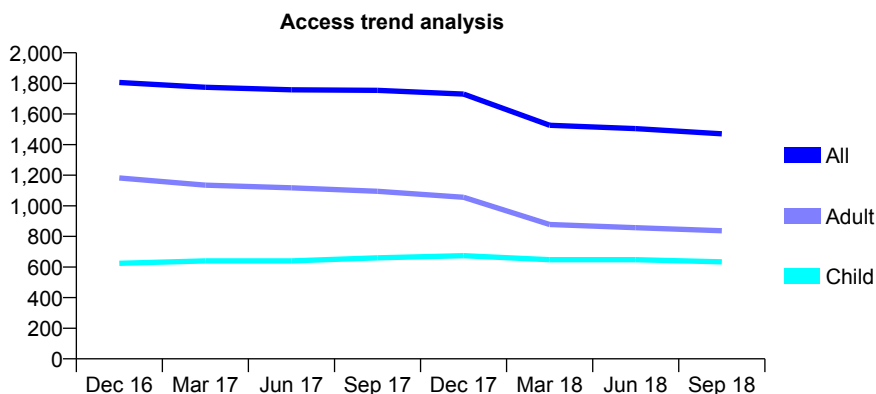
Q62 - Vital Signs At a Glance Contract Report for 774669/0001 - September 2018

Name or company name	The Dental Care Centre
Contract type name	GDS Contract
Purpose of contract	General
Contract start date	01/04/2006
Contract end date	

18/19 Contracted general activity (UDA)	3,197
Carry forward general activity (UDA)	-60
18/19 Contracted orthodontic activity (UOA)	0
Carry forward orthodontic activity (UOA)	0
Baseline contract value	£105,289.37

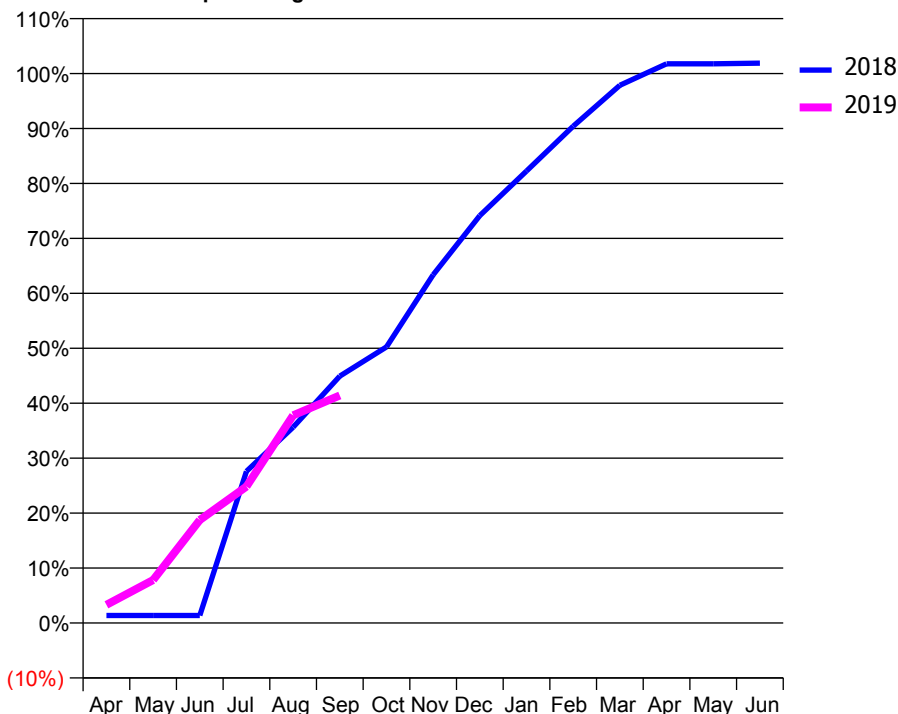
ACCESS*

Patients seen in 24 months	Total	Change since previous quarter
Quarter ending September 2017	1,755	
Quarter ending December 2017	1,730	↓
Quarter ending March 2018	1,526	↓
Quarter ending June 2018	1,505	↓
Quarter ending September 2018	1,471	↓
Variance since September 2017	(16.2%)	↓



ACTIVITY

Cumulative percentage of contracted UDA delivered 2018 & 2019



Adjusted Scheduled Activity (UDA)

Month	2018	2019
April	44	106
May	44	250
June	44	599
July	882	794
August	1,140	1,209
September	1,437	1,324
October	1,606	
November	2,026	
December	2,370	
January	2,630	
February	2,890	
March	3,128	
April	3,253	
May	3,253	
June	3,257	

QUALITY

	Quantity	Base Number	Contract	AT	Region	England
% of FP17s for the same patient ID Re-attending within 3 months - Children	20	320	6.3%	9.9%	11.5%	11.6%
% of FP17s for the same patient ID Re-attending within 3 months - Adults	51	310	16.5%	15.6%	16.5%	15.5%
% of FP17s for the same patient ID Re-attending between 3 & 9 months - Children	127	320	39.7%	48.4%	48.5%	58.8%
% of FP17s for the same patient ID Re-attending between 3 & 9 months - Adults	105	310	33.9%	38.4%	39.1%	51.1%
% of FP17s for Band 1 Urgent Courses	70	580	12.1%	11.0%	10.6%	9.0%
% of FP17s Relating to Free Repair or Replacements	0	580	0.0%	0.5%	0.5%	0.8%
% of FP17s Relating to Continuations	0	580	0.0%	0.5%	0.7%	0.9%
% of Patients satisfied with the dentistry they have received	0	0	N/A	89.0%	90.5%	93.3%
% of Patients satisfied with the time they had to wait for an appointment	0	0	N/A	85.3%	85.1%	88.9%

* This is based on patients treated on this contract for their most recent course of treatment. Figures in italics indicate the base number of FP17s or Patient Questionnaire responses are less than 100. N/A is shown where the base number of responses is less than 10 during the period. % is calculated as Quantity/Base number*100

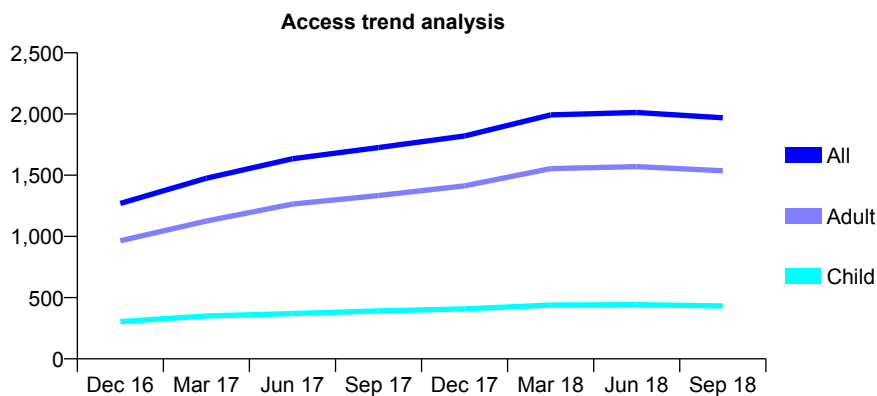
Q62 - Vital Signs At a Glance Contract Report for 775215/0011 - September 2018

Name or company name	MR C PATEL
Contract type name	GDS Contract
Purpose of contract	General
Contract start date	01/01/2016
Contract end date	

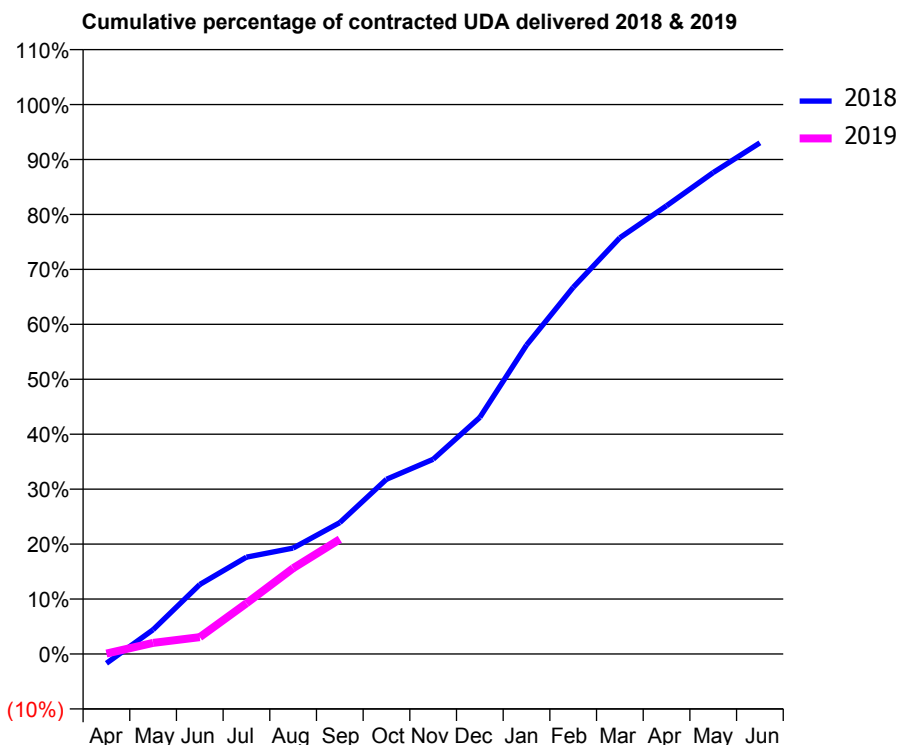
18/19 Contracted general activity (UDA)	7,200
Carry forward general activity (UDA)	0
18/19 Contracted orthodontic activity (UOA)	0
Carry forward orthodontic activity (UOA)	0
Baseline contract value	£219,146.42

ACCESS*

Patients seen in 24 months	Total	Change since previous quarter
Quarter ending September 2017	1,726	
Quarter ending December 2017	1,821	↑
Quarter ending March 2018	1,993	↑
Quarter ending June 2018	2,013	→
Quarter ending September 2018	1,969	↓
Variance since September 2017	14.1%	↑



ACTIVITY



Month	Adjusted Scheduled Activity (UDA)	
	2018	2019
April	-124	5
May	318	146
June	912	221
July	1,269	665
August	1,388	1,124
September	1,721	1,504
October	2,289	
November	2,551	
December	3,101	
January	4,047	
February	4,804	
March	5,454	
April	5,873	
May	6,309	
June	6,699	

QUALITY

	Quantity	Base Number	Contract	AT	Region	England
% of FP17s for the same patient ID Re-attending within 3 months - Children	18	218	8.3%	9.9%	11.5%	11.6%
% of FP17s for the same patient ID Re-attending within 3 months - Adults	120	721	16.6%	15.6%	16.5%	15.5%
% of FP17s for the same patient ID Re-attending between 3 & 9 months - Children	93	218	42.7%	48.4%	48.5%	58.8%
% of FP17s for the same patient ID Re-attending between 3 & 9 months - Adults	239	721	33.1%	38.4%	39.1%	51.1%
% of FP17s for Band 1 Urgent Courses	106	604	17.5%	11.0%	10.6%	9.0%
% of FP17s Relating to Free Repair or Replacements	0	604	0.0%	0.5%	0.5%	0.8%
% of FP17s Relating to Continuations	2	604	0.3%	0.5%	0.7%	0.9%
% of Patients satisfied with the dentistry they have received	0	0	N/A	89.0%	90.5%	93.3%
% of Patients satisfied with the time they had to wait for an appointment	0	0	N/A	85.3%	85.1%	88.9%

* This is based on patients treated on this contract for their most recent course of treatment. Figures in italics indicate the base number of FP17s or Patient Questionnaire responses are less than 100. N/A is shown where the base number of responses is less than 10 during the period. % is calculated as Quantity/Base number*100

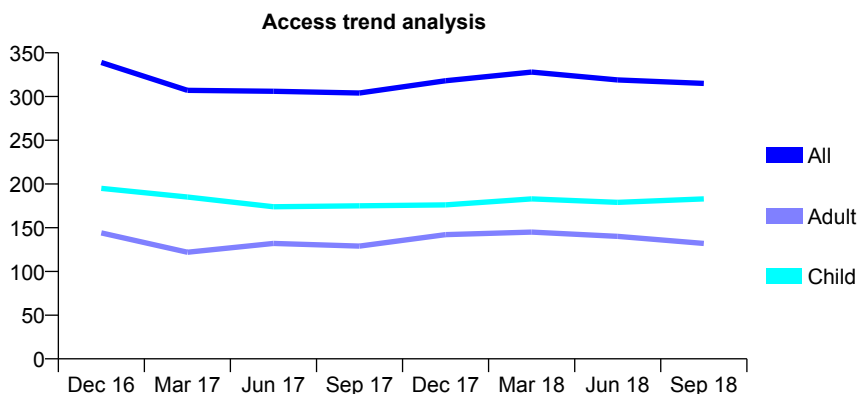
Q62 - Vital Signs At a Glance Contract Report for 784907/0001 - September 2018

Name or company name	MISS GA KSHIRSAGAR
Contract type name	GDS Contract
Purpose of contract	General
Contract start date	01/11/2014
Contract end date	

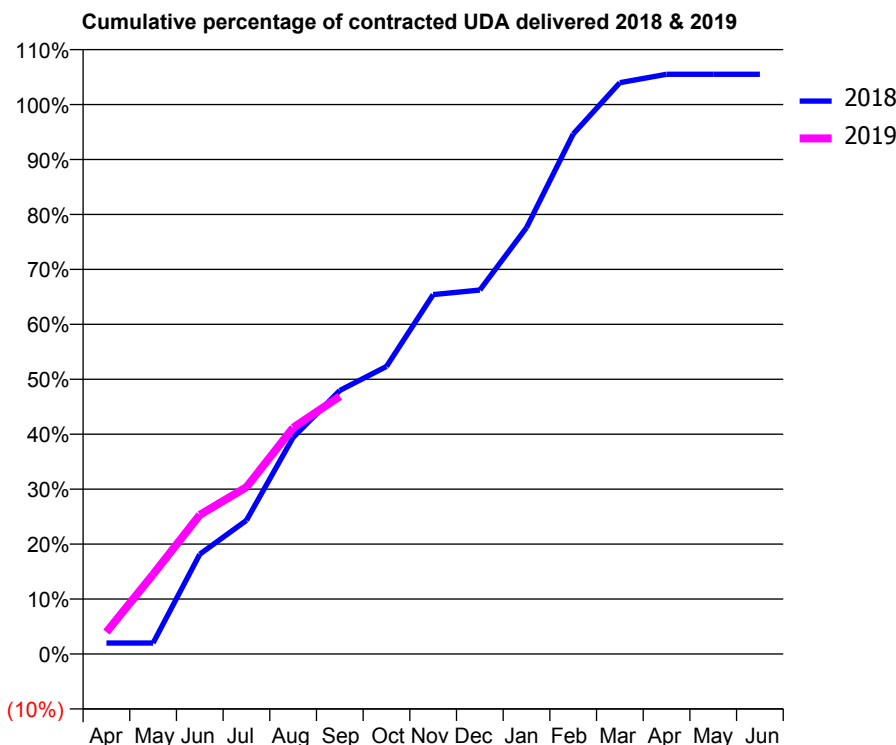
18/19 Contracted general activity (UDA)	600
Carry forward general activity (UDA)	-12
18/19 Contracted orthodontic activity (UOA)	0
Carry forward orthodontic activity (UOA)	0
Baseline contract value	£14,014.89

ACCESS*

Patients seen in 24 months	Total	Change since previous quarter
Quarter ending September 2017	304	
Quarter ending December 2017	318	↑
Quarter ending March 2018	328	↑
Quarter ending June 2018	319	↓
Quarter ending September 2018	315	↓
Variance since September 2017	3.6%	↑



ACTIVITY



Adjusted Scheduled Activity (UDA)		
Month	2018	2019
April	12	24
May	12	87
June	109	152
July	146	182
August	237	247
September	288	281
October	314	
November	392	
December	397	
January	466	
February	568	
March	624	
April	633	
May	633	
June	633	

QUALITY

	Quantity	Base Number	Contract	AT	Region	England
% of FP17s for the same patient ID Re-attending within 3 months - Children	3	103	2.9%	9.9%	11.5%	11.6%
% of FP17s for the same patient ID Re-attending within 3 months - Adults	1	35	2.9%	15.6%	16.5%	15.5%
% of FP17s for the same patient ID Re-attending between 3 & 9 months - Children	39	103	37.9%	48.4%	48.5%	58.8%
% of FP17s for the same patient ID Re-attending between 3 & 9 months - Adults	5	35	14.3%	38.4%	39.1%	51.1%
% of FP17s for Band 1 Urgent Courses	2	129	1.6%	11.0%	10.6%	9.0%
% of FP17s Relating to Free Repair or Replacements	0	129	0.0%	0.5%	0.5%	0.8%
% of FP17s Relating to Continuations	0	129	0.0%	0.5%	0.7%	0.9%
% of Patients satisfied with the dentistry they have received	0	0	N/A	89.0%	90.5%	93.3%
% of Patients satisfied with the time they had to wait for an appointment	0	0	N/A	85.3%	85.1%	88.9%

* This is based on patients treated on this contract for their most recent course of treatment. Figures in italics indicate the base number of FP17s or Patient Questionnaire responses are less than 100. N/A is shown where the base number of responses is less than 10 during the period. % is calculated as Quantity/Base number*100

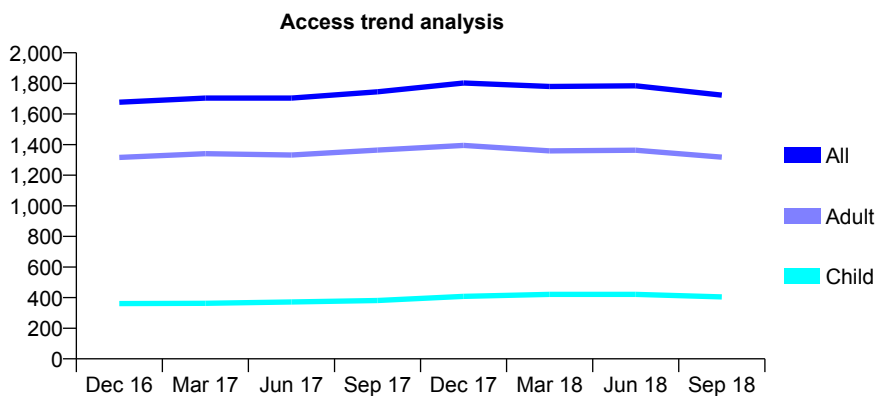
Q62 - Vital Signs At a Glance Contract Report for 785768/0001 - September 2018

Name or company name	MR V HRKALOVIC
Contract type name	GDS Contract
Purpose of contract	General
Contract start date	01/04/2006
Contract end date	

18/19 Contracted general activity (UDA)	6,127
Carry forward general activity (UDA)	-106
18/19 Contracted orthodontic activity (UOA)	0
Carry forward orthodontic activity (UOA)	0
Baseline contract value	£150,905.80

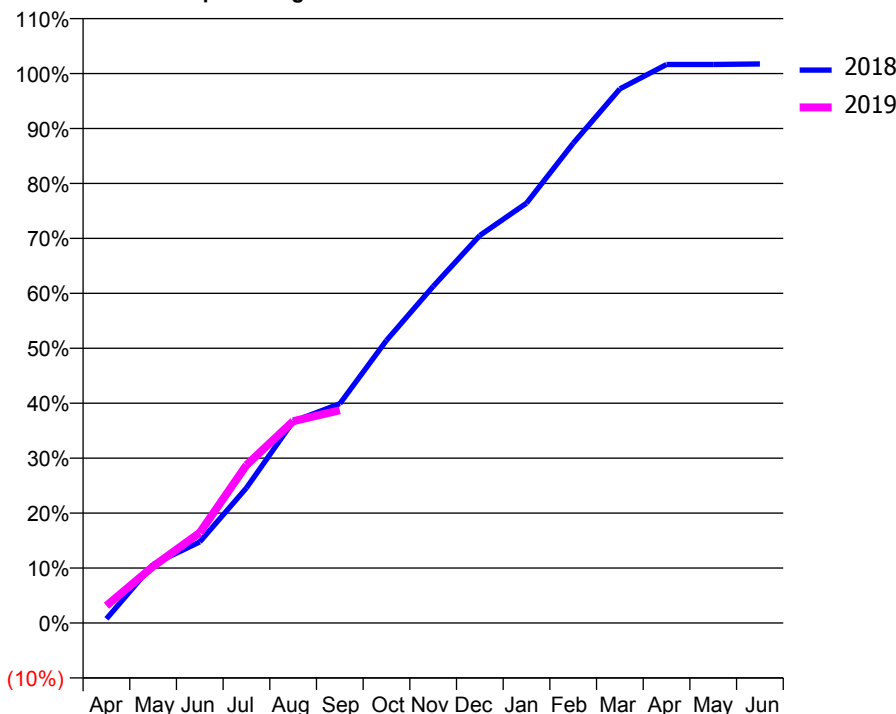
ACCESS*

Patients seen in 24 months	Total	Change since previous quarter
Quarter ending September 2017	1,745	
Quarter ending December 2017	1,803	↑
Quarter ending March 2018	1,780	↓
Quarter ending June 2018	1,784	→
Quarter ending September 2018	1,723	↓
Variance since September 2017	(1.3%)	↓



ACTIVITY

Cumulative percentage of contracted UDA delivered 2018 & 2019



Adjusted Scheduled Activity (UDA)

Month	2018	2019
April	47	192
May	654	632
June	904	1,007
July	1,507	1,762
August	2,248	2,250
September	2,446	2,372
October	3,152	
November	3,753	
December	4,321	
January	4,682	
February	5,349	
March	5,955	
April	6,227	
May	6,227	
June	6,233	

QUALITY

	Quantity	Base Number	Contract	AT	Region	England
% of FP17s for the same patient ID Re-attending within 3 months - Children	10	201	5.0%	9.9%	11.5%	11.6%
% of FP17s for the same patient ID Re-attending within 3 months - Adults	24	495	4.8%	15.6%	16.5%	15.5%
% of FP17s for the same patient ID Re-attending between 3 & 9 months - Children	85	201	42.3%	48.4%	48.5%	58.8%
% of FP17s for the same patient ID Re-attending between 3 & 9 months - Adults	173	495	34.9%	38.4%	39.1%	51.1%
% of FP17s for Band 1 Urgent Courses	15	635	2.4%	11.0%	10.6%	9.0%
% of FP17s Relating to Free Repair or Replacements	2	635	0.3%	0.5%	0.5%	0.8%
% of FP17s Relating to Continuations	0	635	0.0%	0.5%	0.7%	0.9%
% of Patients satisfied with the dentistry they have received	0	0	N/A	89.0%	90.5%	93.3%
% of Patients satisfied with the time they had to wait for an appointment	0	0	N/A	85.3%	85.1%	88.9%

* This is based on patients treated on this contract for their most recent course of treatment. Figures in italics indicate the base number of FP17s or Patient Questionnaire responses are less than 100. N/A is shown where the base number of responses is less than 10 during the period. % is calculated as Quantity/Base number*100

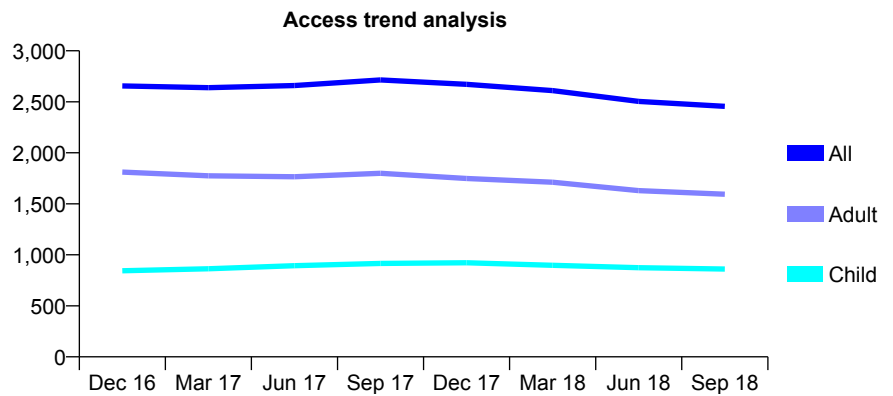
Q62 - Vital Signs At a Glance Contract Report for 785806/0002 - September 2018

Name or company name	MR M BHARDWAJ
Contract type name	GDS Contract
Purpose of contract	General
Contract start date	01/04/2014
Contract end date	

18/19 Contracted general activity (UDA)	6,181
Carry forward general activity (UDA)	128
18/19 Contracted orthodontic activity (UOA)	0
Carry forward orthodontic activity (UOA)	0
Baseline contract value	£176,902.83

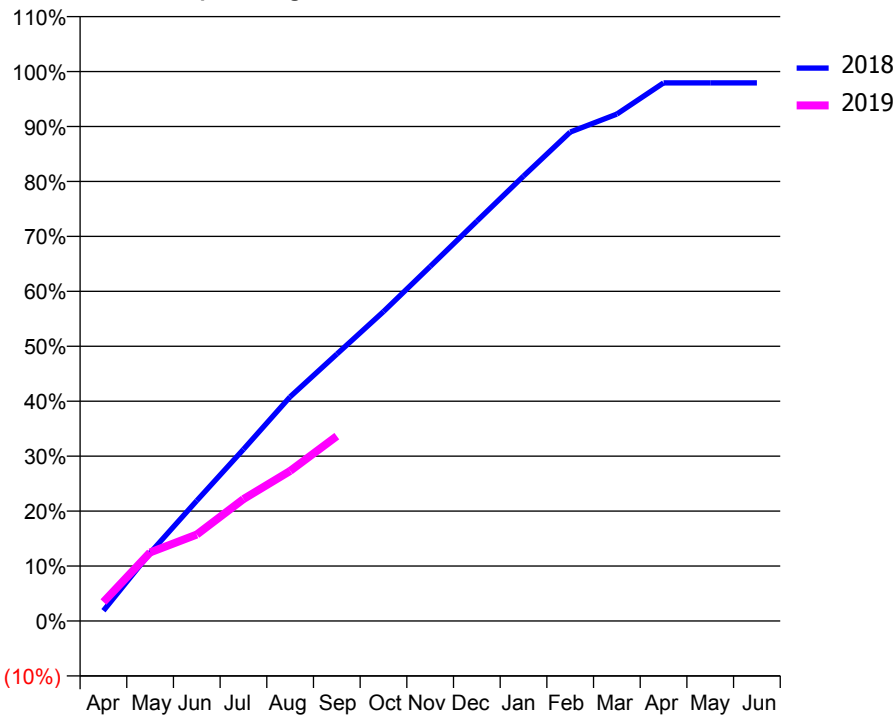
ACCESS*

Patients seen in 24 months	Total	Change since previous quarter
Quarter ending September 2017	2,715	
Quarter ending December 2017	2,671	↓
Quarter ending March 2018	2,610	↓
Quarter ending June 2018	2,504	↓
Quarter ending September 2018	2,455	↓
Variance since September 2017	(9.6%)	↓



ACTIVITY

Cumulative percentage of contracted UDA delivered 2018 & 2019



Month	Adjusted Scheduled Activity (UDA)	
	2018	2019
April	116	214
May	765	772
June	1,353	973
July	1,931	1,371
August	2,522	1,688
September	3,002	2,080
October	3,480	
November	3,988	
December	4,497	
January	5,004	
February	5,499	
March	5,702	
April	6,053	
May	6,053	
June	6,053	

QUALITY

	Quantity	Base Number	Contract	AT	Region	England
% of FP17s for the same patient ID Re-attending within 3 months - Children	35	548	6.4%	9.9%	11.5%	11.6%
% of FP17s for the same patient ID Re-attending within 3 months - Adults	112	821	13.6%	15.6%	16.5%	15.5%
% of FP17s for the same patient ID Re-attending between 3 & 9 months - Children	306	548	55.8%	48.4%	48.5%	58.8%
% of FP17s for the same patient ID Re-attending between 3 & 9 months - Adults	353	821	43.0%	38.4%	39.1%	51.1%
% of FP17s for Band 1 Urgent Courses	76	1,196	6.4%	11.0%	10.6%	9.0%
% of FP17s Relating to Free Repair or Replacements	2	1,196	0.2%	0.5%	0.5%	0.8%
% of FP17s Relating to Continuations	9	1,196	0.8%	0.5%	0.7%	0.9%
% of Patients satisfied with the dentistry they have received	0	0	N/A	89.0%	90.5%	93.3%
% of Patients satisfied with the time they had to wait for an appointment	0	0	N/A	85.3%	85.1%	88.9%

* This is based on patients treated on this contract for their most recent course of treatment. Figures in italics indicate the base number of FP17s or Patient Questionnaire responses are less than 100. N/A is shown where the base number of responses is less than 10 during the period. % is calculated as Quantity/Base number*100

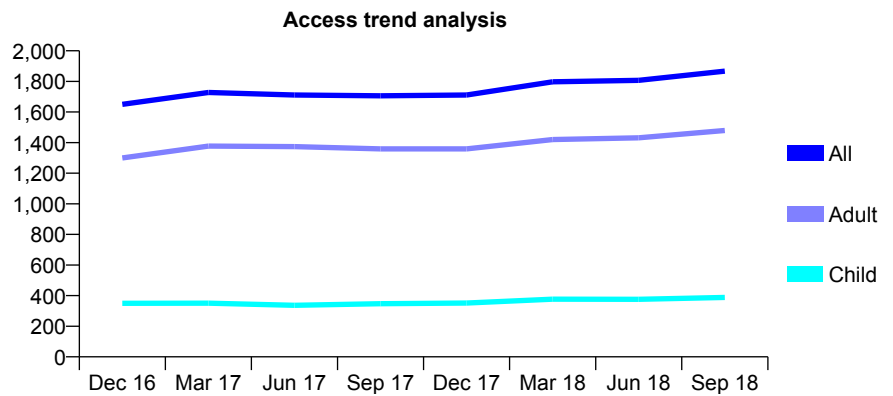
Q62 - Vital Signs At a Glance Contract Report for 786683/0001 - September 2018

Name or company name	MR MR FARIDRAD
Contract type name	GDS Contract
Purpose of contract	General
Contract start date	01/09/2008
Contract end date	

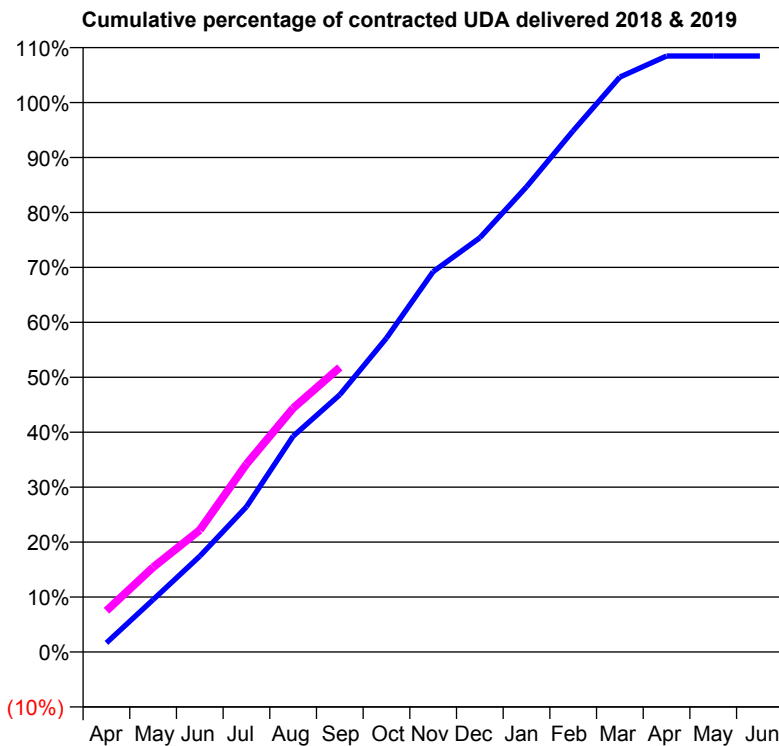
18/19 Contracted general activity (UDA)	5,270
Carry forward general activity (UDA)	-105
18/19 Contracted orthodontic activity (UOA)	0
Carry forward orthodontic activity (UOA)	0
Baseline contract value	£167,994.37

ACCESS*

Patients seen in 24 months	Total	Change since previous quarter
Quarter ending September 2017	1,706	
Quarter ending December 2017	1,711	→
Quarter ending March 2018	1,797	↑
Quarter ending June 2018	1,807	→
Quarter ending September 2018	1,867	↑
Variance since September 2017	9.4%	↑



ACTIVITY



Month	Adjusted Scheduled Activity (UDA)	
	2018	2019
April	88	396
May	502	813
June	919	1,170
July	1,393	1,803
August	2,070	2,338
September	2,467	2,729
October	3,011	
November	3,648	
December	3,973	
January	4,462	
February	4,999	
March	5,514	
April	5,716	
May	5,716	
June	5,716	

QUALITY

	Quantity	Base Number	Contract	AT	Region	England
% of FP17s for the same patient ID Re-attending within 3 months - Children	18	265	6.8%	9.9%	11.5%	11.6%
% of FP17s for the same patient ID Re-attending within 3 months - Adults	107	807	13.3%	15.6%	16.5%	15.5%
% of FP17s for the same patient ID Re-attending between 3 & 9 months - Children	124	265	46.8%	48.4%	48.5%	58.8%
% of FP17s for the same patient ID Re-attending between 3 & 9 months - Adults	319	807	39.5%	38.4%	39.1%	51.1%
% of FP17s for Band 1 Urgent Courses	111	1,009	11.0%	11.0%	10.6%	9.0%
% of FP17s Relating to Free Repair or Replacements	11	1,009	1.1%	0.5%	0.5%	0.8%
% of FP17s Relating to Continuations	0	1,009	0.0%	0.5%	0.7%	0.9%
% of Patients satisfied with the dentistry they have received	0	0	N/A	89.0%	90.5%	93.3%
% of Patients satisfied with the time they had to wait for an appointment	0	0	N/A	85.3%	85.1%	88.9%

* This is based on patients treated on this contract for their most recent course of treatment. Figures in italics indicate the base number of FP17s or Patient Questionnaire responses are less than 100. N/A is shown where the base number of responses is less than 10 during the period. % is calculated as Quantity/Base number*100

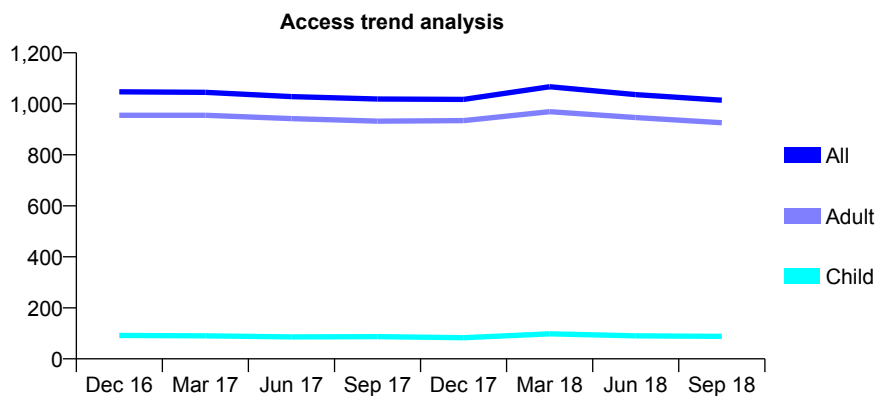
Q62 - Vital Signs At a Glance Contract Report for 801321/0001 - September 2018

Name or company name	MR AJ WEISS
Contract type name	GDS Contract
Purpose of contract	General
Contract start date	01/04/2006
Contract end date	

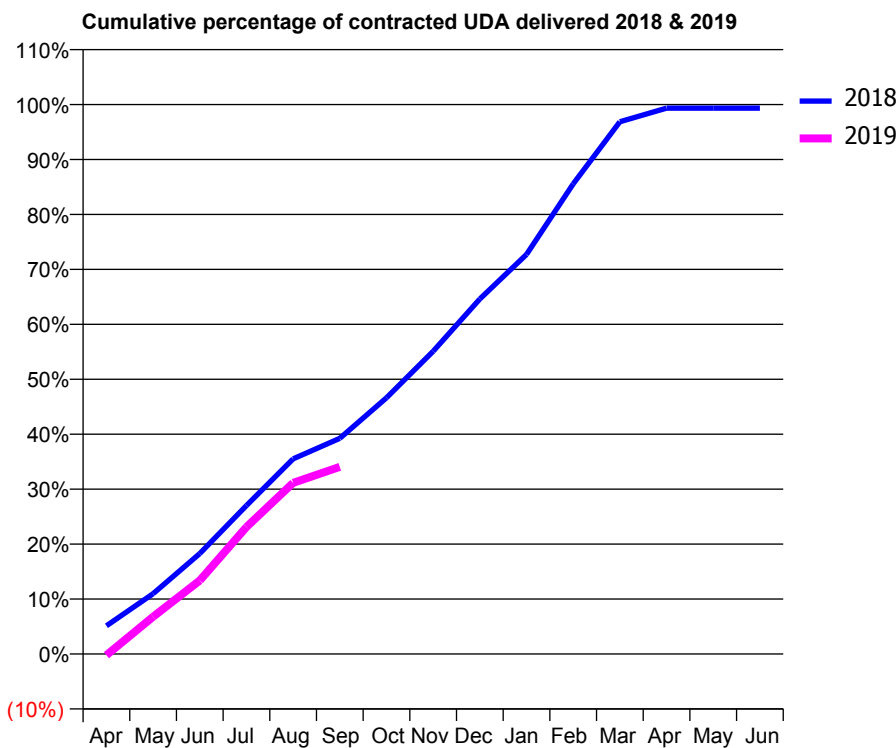
18/19 Contracted general activity (UDA)	4,000
Carry forward general activity (UDA)	26
18/19 Contracted orthodontic activity (UOA)	0
Carry forward orthodontic activity (UOA)	0
Baseline contract value	£87,789.52

ACCESS*

Patients seen in 24 months	Total	Change since previous quarter
Quarter ending September 2017	1,019	
Quarter ending December 2017	1,017	→
Quarter ending March 2018	1,067	↑
Quarter ending June 2018	1,036	↓
Quarter ending September 2018	1,014	↓
Variance since September 2017	(0.5%)	→



ACTIVITY



Adjusted Scheduled Activity (UDA)		
Month	2018	2019
April	206	-10
May	439	271
June	732	535
July	1,080	924
August	1,421	1,246
September	1,570	1,362
October	1,865	
November	2,204	
December	2,584	
January	2,909	
February	3,423	
March	3,875	
April	3,974	
May	3,974	
June	3,974	

QUALITY

	Quantity	Base Number	Contract	AT	Region	England
% of FP17s for the same patient ID Re-attending within 3 months - Children	5	48	10.4%	9.9%	11.5%	11.6%
% of FP17s for the same patient ID Re-attending within 3 months - Adults	97	608	16.0%	15.6%	16.5%	15.5%
% of FP17s for the same patient ID Re-attending between 3 & 9 months - Children	21	48	43.8%	48.4%	48.5%	58.8%
% of FP17s for the same patient ID Re-attending between 3 & 9 months - Adults	297	608	48.8%	38.4%	39.1%	51.1%
% of FP17s for Band 1 Urgent Courses	86	613	14.0%	11.0%	10.6%	9.0%
% of FP17s Relating to Free Repair or Replacements	0	613	0.0%	0.5%	0.5%	0.8%
% of FP17s Relating to Continuations	2	613	0.3%	0.5%	0.7%	0.9%
% of Patients satisfied with the dentistry they have received	1	1	N/A	89.0%	90.5%	93.3%
% of Patients satisfied with the time they had to wait for an appointment	1	1	N/A	85.3%	85.1%	88.9%

* This is based on patients treated on this contract for their most recent course of treatment. Figures in italics indicate the base number of FP17s or Patient Questionnaire responses are less than 100. N/A is shown where the base number of responses is less than 10 during the period. % is calculated as Quantity/Base number*100

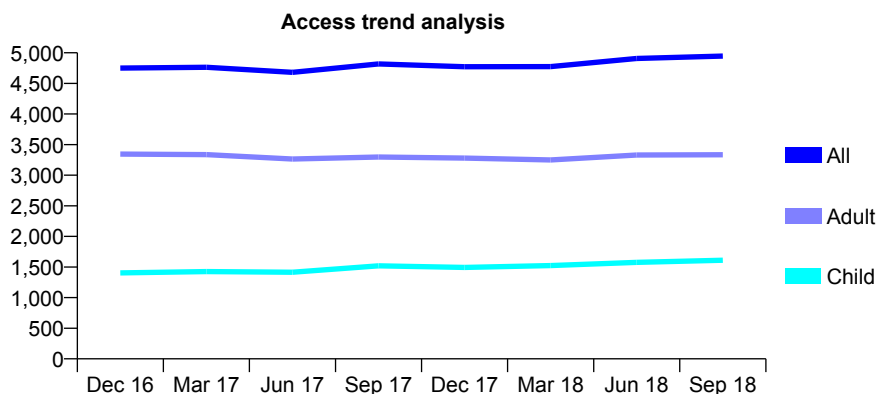
Q62 - Vital Signs At a Glance Contract Report for 808199/0001 - September 2018

Name or company name	MR BS BHOGAL
Contract type name	GDS Contract
Purpose of contract	General
Contract start date	01/04/2006
Contract end date	

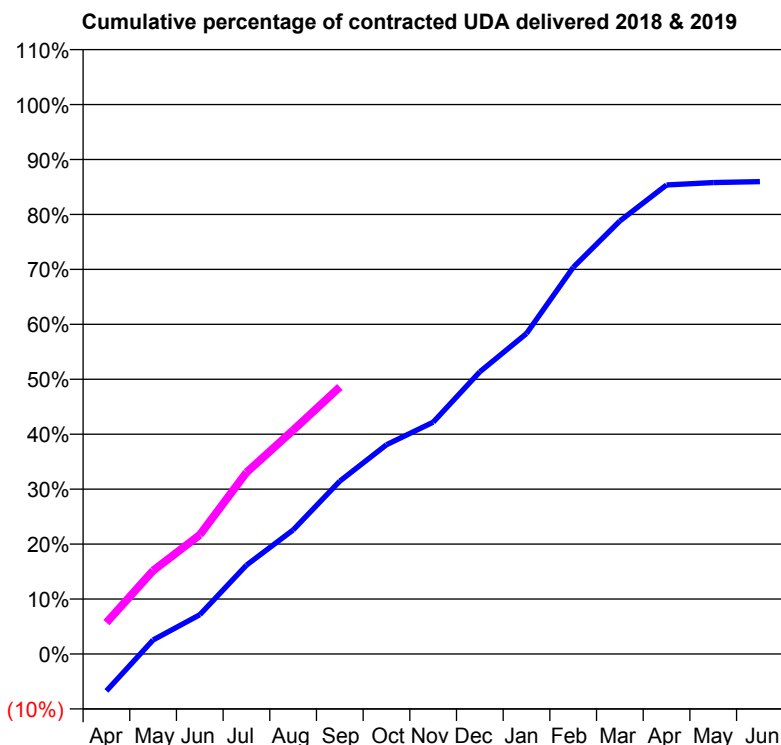
18/19 Contracted general activity (UDA)	13,604
Carry forward general activity (UDA)	0
18/19 Contracted orthodontic activity (UOA)	0
Carry forward orthodontic activity (UOA)	0
Baseline contract value	£455,004.49

ACCESS*

Patients seen in 24 months	Total	Change since previous quarter
Quarter ending September 2017	4,817	
Quarter ending December 2017	4,773	→
Quarter ending March 2018	4,775	→
Quarter ending June 2018	4,908	↑
Quarter ending September 2018	4,947	→
Variance since September 2017	2.7%	↑



ACTIVITY



Month	Adjusted Scheduled Activity (UDA)	
	2018	2019
April	-916	779
May	347	2,065
June	973	2,950
July	2,202	4,495
August	3,071	5,540
September	4,281	6,610
October	5,180	
November	5,738	
December	6,988	
January	7,933	
February	9,571	
March	10,721	
April	11,611	
May	11,670	
June	11,694	

QUALITY

	Quantity	Base Number	Contract	AT	Region	England
% of FP17s for the same patient ID Re-attending within 3 months - Children	67	1,101	6.1%	9.9%	11.5%	11.6%
% of FP17s for the same patient ID Re-attending within 3 months - Adults	221	1,774	12.5%	15.6%	16.5%	15.5%
% of FP17s for the same patient ID Re-attending between 3 & 9 months - Children	580	1,101	52.7%	48.4%	48.5%	58.8%
% of FP17s for the same patient ID Re-attending between 3 & 9 months - Adults	648	1,774	36.5%	38.4%	39.1%	51.1%
% of FP17s for Band 1 Urgent Courses	351	2,587	13.6%	11.0%	10.6%	9.0%
% of FP17s Relating to Free Repair or Replacements	2	2,587	0.1%	0.5%	0.5%	0.8%
% of FP17s Relating to Continuations	3	2,587	0.1%	0.5%	0.7%	0.9%
% of Patients satisfied with the dentistry they have received	2	2	N/A	89.0%	90.5%	93.3%
% of Patients satisfied with the time they had to wait for an appointment	2	2	N/A	85.3%	85.1%	88.9%

* This is based on patients treated on this contract for their most recent course of treatment. Figures in italics indicate the base number of FP17s or Patient Questionnaire responses are less than 100. N/A is shown where the base number of responses is less than 10 during the period. % is calculated as Quantity/Base number*100

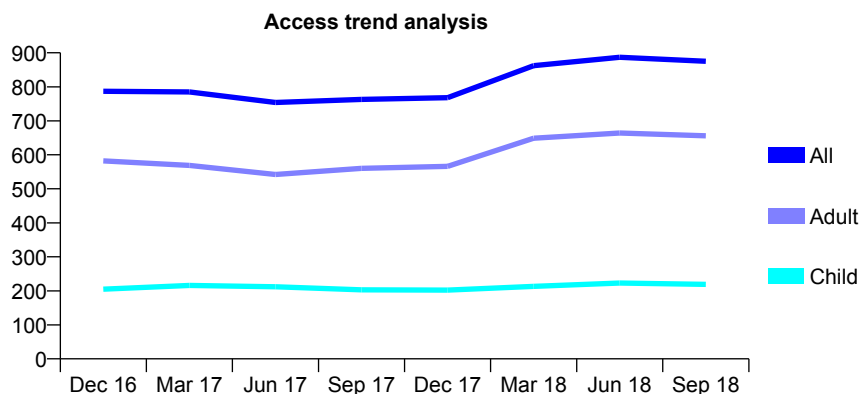
Q62 - Vital Signs At a Glance Contract Report for 812196/0001 - September 2018

Name or company name	MISS JP WATKINS
Contract type name	GDS Contract
Purpose of contract	General and Orthodontic
Contract start date	01/04/2006
Contract end date	

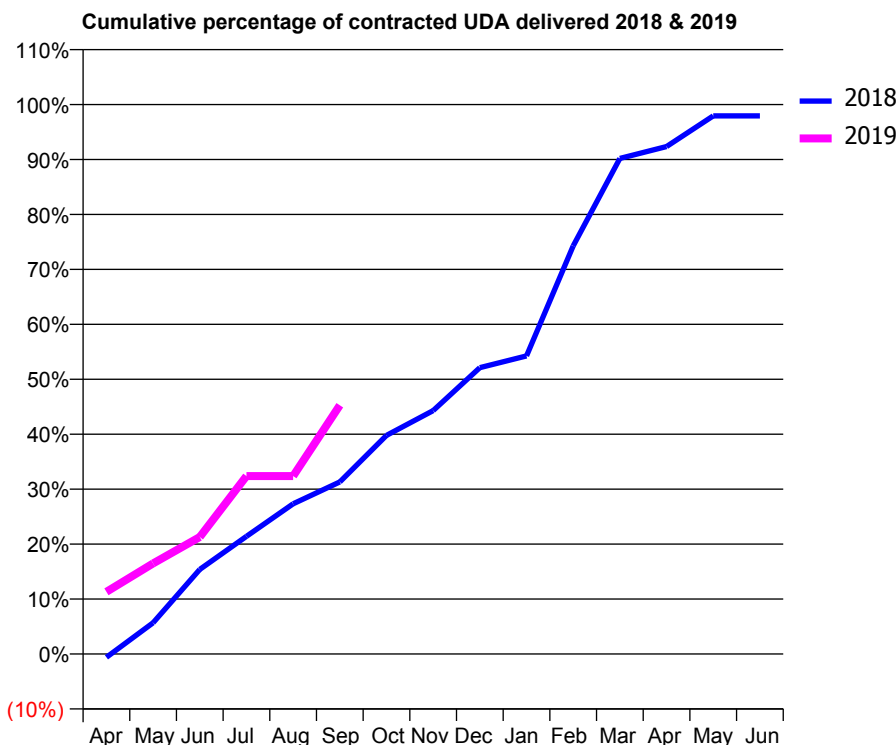
18/19 Contracted general activity (UDA)	1,719
Carry forward general activity (UDA)	0
18/19 Contracted orthodontic activity (UOA)	159
Carry forward orthodontic activity (UOA)	0
Baseline contract value	£51,051.05

ACCESS*

Patients seen in 24 months	Total	Change since previous quarter
Quarter ending September 2017	763	
Quarter ending December 2017	768	→
Quarter ending March 2018	862	↑
Quarter ending June 2018	887	↑
Quarter ending September 2018	875	↓
Variance since September 2017	14.7%	↑



ACTIVITY



Month	Adjusted Scheduled Activity (UDA)	
	2018	2019
April	-11	195
May	98	283
June	265	366
July	368	557
August	470	557
September	538	778
October	684	
November	761	
December	896	
January	932	
February	1,277	
March	1,550	
April	1,587	
May	1,683	
June	1,683	

QUALITY

	Quantity	Base Number	Contract	AT	Region	England
% of FP17s for the same patient ID Re-attending within 3 months - Children	12	139	8.6%	9.9%	11.5%	11.6%
% of FP17s for the same patient ID Re-attending within 3 months - Adults	25	221	11.3%	15.6%	16.5%	15.5%
% of FP17s for the same patient ID Re-attending between 3 & 9 months - Children	48	139	34.5%	48.4%	48.5%	58.8%
% of FP17s for the same patient ID Re-attending between 3 & 9 months - Adults	58	221	26.2%	38.4%	39.1%	51.1%
% of FP17s for Band 1 Urgent Courses	41	336	12.2%	11.0%	10.6%	9.0%
% of FP17s Relating to Free Repair or Replacements	2	336	0.6%	0.5%	0.5%	0.8%
% of FP17s Relating to Continuations	4	336	1.2%	0.5%	0.7%	0.9%
% of Patients satisfied with the dentistry they have received	1	1	N/A	89.0%	90.5%	93.3%
% of Patients satisfied with the time they had to wait for an appointment	1	1	N/A	85.3%	85.1%	88.9%

* This is based on patients treated on this contract for their most recent course of treatment. Figures in italics indicate the base number of FP17s or Patient Questionnaire responses are less than 100. N/A is shown where the base number of responses is less than 10 during the period. % is calculated as Quantity/Base number*100

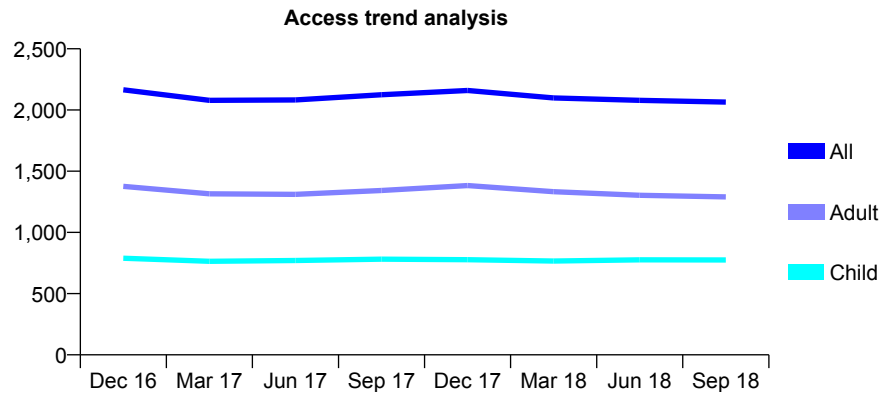
Q62 - Vital Signs At a Glance Contract Report for 813923/0002 - September 2018

Name or company name	MR JS MANDAIR
Contract type name	GDS Contract
Purpose of contract	General and Orthodontic
Contract start date	01/11/2006
Contract end date	

18/19 Contracted general activity (UDA)	4,546
Carry forward general activity (UDA)	0
18/19 Contracted orthodontic activity (UOA)	533
Carry forward orthodontic activity (UOA)	0
Baseline contract value	£199,702.79

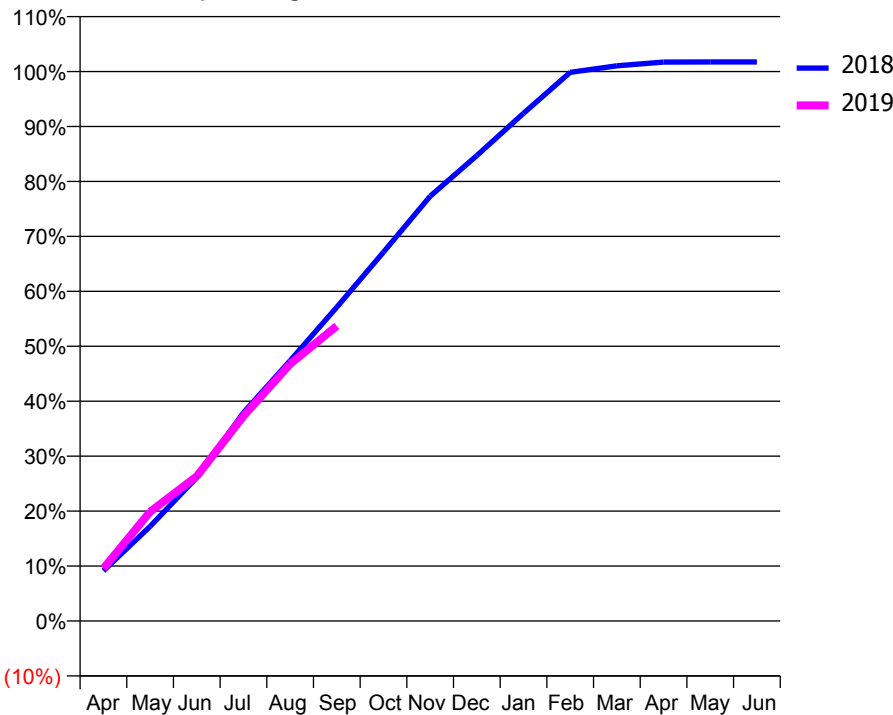
ACCESS*

Patients seen in 24 months	Total	Change since previous quarter
Quarter ending September 2017	2,125	
Quarter ending December 2017	2,160	→
Quarter ending March 2018	2,099	↓
Quarter ending June 2018	2,079	→
Quarter ending September 2018	2,065	→
Variance since September 2017	(2.8%)	↓



ACTIVITY

Cumulative percentage of contracted UDA delivered 2018 & 2019



Month	Adjusted Scheduled Activity (UDA)	
	2018	2019
April	416	435
May	783	904
June	1,188	1,198
July	1,724	1,695
August	2,154	2,126
September	2,596	2,440
October	3,052	
November	3,514	
December	3,851	
January	4,200	
February	4,539	
March	4,593	
April	4,624	
May	4,625	
June	4,625	

QUALITY

	Quantity	Base Number	Contract	AT	Region	England
% of FP17s for the same patient ID Re-attending within 3 months - Children	60	639	9.4%	9.9%	11.5%	11.6%
% of FP17s for the same patient ID Re-attending within 3 months - Adults	98	782	12.5%	15.6%	16.5%	15.5%
% of FP17s for the same patient ID Re-attending between 3 & 9 months - Children	365	639	57.1%	48.4%	48.5%	58.8%
% of FP17s for the same patient ID Re-attending between 3 & 9 months - Adults	325	782	41.6%	38.4%	39.1%	51.1%
% of FP17s for Band 1 Urgent Courses	97	1,366	7.1%	11.0%	10.6%	9.0%
% of FP17s Relating to Free Repair or Replacements	1	1,366	0.1%	0.5%	0.5%	0.8%
% of FP17s Relating to Continuations	6	1,366	0.4%	0.5%	0.7%	0.9%
% of Patients satisfied with the dentistry they have received	0	0	N/A	89.0%	90.5%	93.3%
% of Patients satisfied with the time they had to wait for an appointment	0	0	N/A	85.3%	85.1%	88.9%

* This is based on patients treated on this contract for their most recent course of treatment. Figures in italics indicate the base number of FP17s or Patient Questionnaire responses are less than 100. N/A is shown where the base number of responses is less than 10 during the period. % is calculated as Quantity/Base number*100

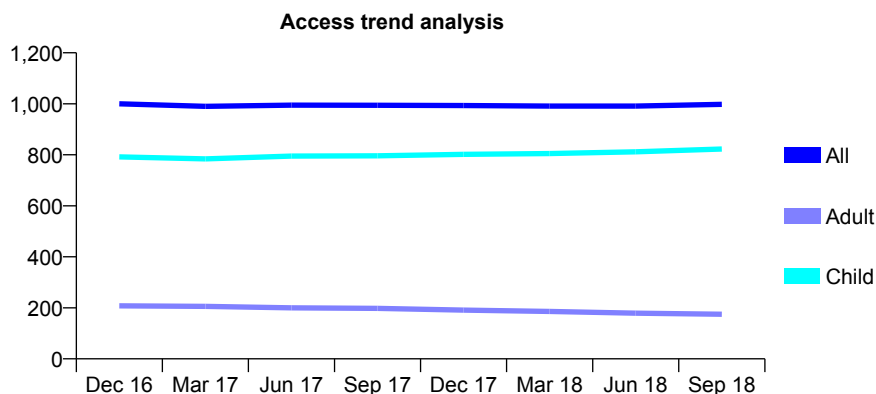
Q62 - Vital Signs At a Glance Contract Report for 825662/0001 - September 2018

Name or company name	MR J SINGH
Contract type name	GDS Contract
Purpose of contract	General
Contract start date	01/04/2006
Contract end date	

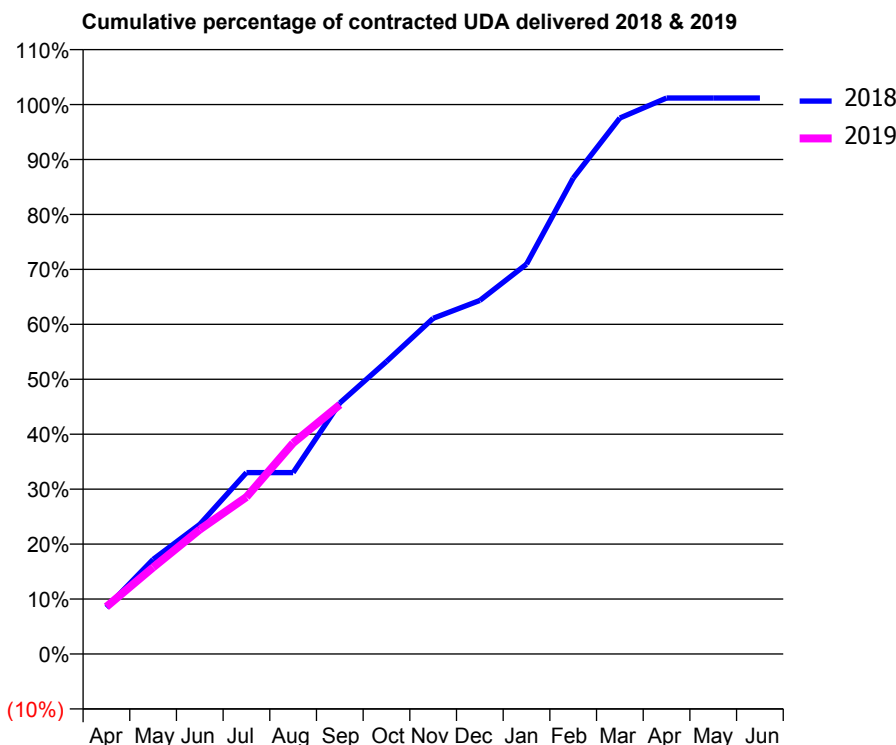
18/19 Contracted general activity (UDA)	2,696
Carry forward general activity (UDA)	-32
18/19 Contracted orthodontic activity (UOA)	0
Carry forward orthodontic activity (UOA)	0
Baseline contract value	£94,866.56

ACCESS*

Patients seen in 24 months	Total	Change since previous quarter
Quarter ending September 2017	994	
Quarter ending December 2017	993	→
Quarter ending March 2018	991	→
Quarter ending June 2018	991	→
Quarter ending September 2018	998	→
Variance since September 2017	0.4%	→



ACTIVITY



Month	Adjusted Scheduled Activity (UDA)	
	2018	2019
April	228	232
May	464	425
June	636	611
July	890	770
August	890	1,035
September	1,232	1,223
October	1,435	
November	1,647	
December	1,735	
January	1,912	
February	2,334	
March	2,630	
April	2,728	
May	2,728	
June	2,728	

QUALITY

	Quantity	Base Number	Contract	AT	Region	England
% of FP17s for the same patient ID Re-attending within 3 months - Children	13	486	2.7%	9.9%	11.5%	11.6%
% of FP17s for the same patient ID Re-attending within 3 months - Adults	3	71	4.2%	15.6%	16.5%	15.5%
% of FP17s for the same patient ID Re-attending between 3 & 9 months - Children	148	486	30.5%	48.4%	48.5%	58.8%
% of FP17s for the same patient ID Re-attending between 3 & 9 months - Adults	27	71	38.0%	38.4%	39.1%	51.1%
% of FP17s for Band 1 Urgent Courses	9	523	1.7%	11.0%	10.6%	9.0%
% of FP17s Relating to Free Repair or Replacements	0	523	0.0%	0.5%	0.5%	0.8%
% of FP17s Relating to Continuations	0	523	0.0%	0.5%	0.7%	0.9%
% of Patients satisfied with the dentistry they have received	1	1	N/A	89.0%	90.5%	93.3%
% of Patients satisfied with the time they had to wait for an appointment	1	1	N/A	85.3%	85.1%	88.9%

* This is based on patients treated on this contract for their most recent course of treatment. Figures in italics indicate the base number of FP17s or Patient Questionnaire responses are less than 100. N/A is shown where the base number of responses is less than 10 during the period. % is calculated as Quantity/Base number*100

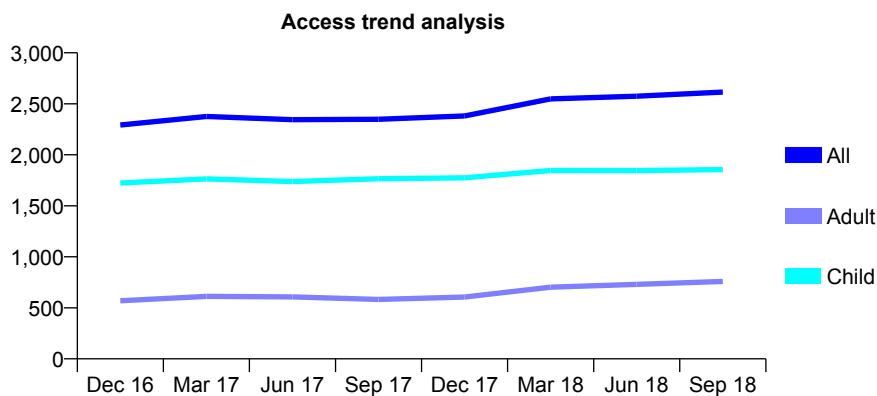
Q62 - Vital Signs At a Glance Contract Report for 825786/0001 - September 2018

Name or company name	MISS F RAHEMTULLA
Contract type name	GDS Contract
Purpose of contract	General
Contract start date	01/04/2006
Contract end date	

18/19 Contracted general activity (UDA)	6,732
Carry forward general activity (UDA)	-9
18/19 Contracted orthodontic activity (UOA)	0
Carry forward orthodontic activity (UOA)	0
Baseline contract value	£206,839.60

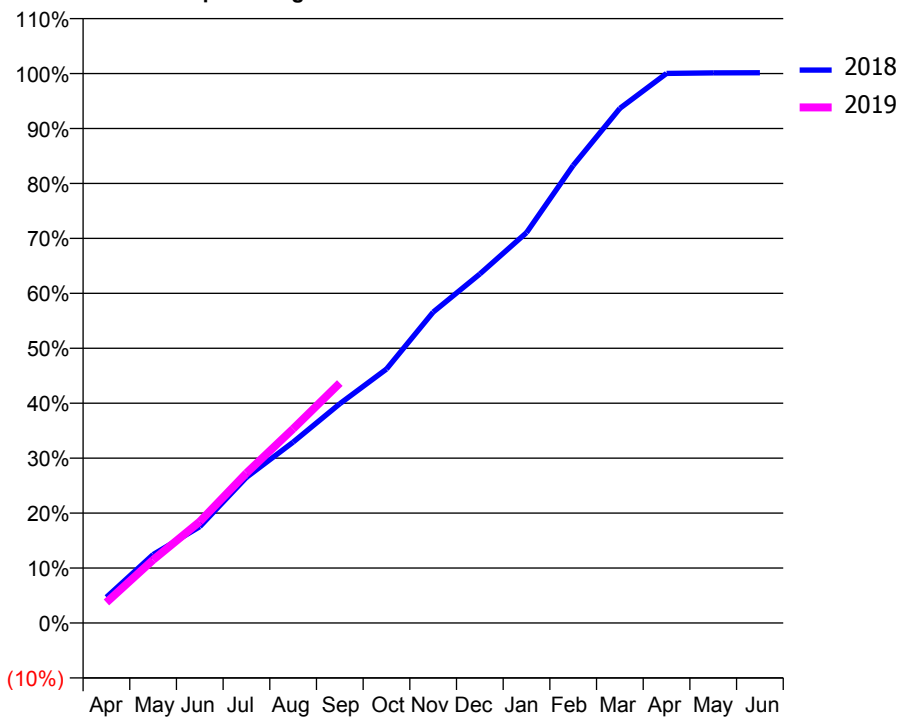
ACCESS*

Patients seen in 24 months	Total	Change since previous quarter
Quarter ending September 2017	2,349	
Quarter ending December 2017	2,381	→
Quarter ending March 2018	2,549	↑
Quarter ending June 2018	2,575	→
Quarter ending September 2018	2,615	→
Variance since September 2017	11.3%	↑



ACTIVITY

Cumulative percentage of contracted UDA delivered 2018 & 2019



Month	Adjusted Scheduled Activity (UDA)	
	2018	2019
April	316	252
May	839	774
June	1,180	1,242
July	1,784	1,837
August	2,216	2,379
September	2,686	2,939
October	3,111	
November	3,808	
December	4,277	
January	4,782	
February	5,606	
March	6,305	
April	6,734	
May	6,740	
June	6,741	

QUALITY

	Quantity	Base Number	Contract	AT	Region	England
% of FP17s for the same patient ID Re-attending within 3 months - Children	66	1,139	5.8%	9.9%	11.5%	11.6%
% of FP17s for the same patient ID Re-attending within 3 months - Adults	29	401	7.2%	15.6%	16.5%	15.5%
% of FP17s for the same patient ID Re-attending between 3 & 9 months - Children	605	1,139	53.1%	48.4%	48.5%	58.8%
% of FP17s for the same patient ID Re-attending between 3 & 9 months - Adults	162	401	40.4%	38.4%	39.1%	51.1%
% of FP17s for Band 1 Urgent Courses	101	1,368	7.4%	11.0%	10.6%	9.0%
% of FP17s Relating to Free Repair or Replacements	0	1,368	0.0%	0.5%	0.5%	0.8%
% of FP17s Relating to Continuations	1	1,368	0.1%	0.5%	0.7%	0.9%
% of Patients satisfied with the dentistry they have received	0	0	N/A	89.0%	90.5%	93.3%
% of Patients satisfied with the time they had to wait for an appointment	0	0	N/A	85.3%	85.1%	88.9%

* This is based on patients treated on this contract for their most recent course of treatment. Figures in italics indicate the base number of FP17s or Patient Questionnaire responses are less than 100. N/A is shown where the base number of responses is less than 10 during the period. % is calculated as Quantity/Base number*100

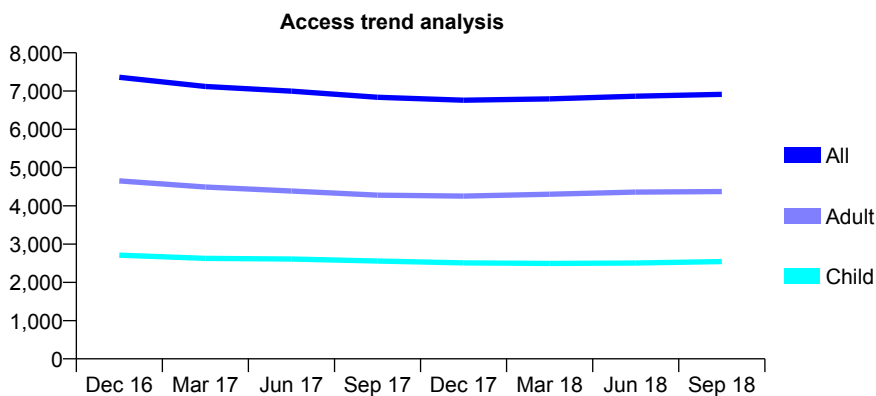
Q62 - Vital Signs At a Glance Contract Report for 825948/0005 - September 2018

Name or company name	MR JK KOTECHA
Contract type name	GDS Contract
Purpose of contract	General
Contract start date	01/04/2006
Contract end date	

18/19 Contracted general activity (UDA)	20,643
Carry forward general activity (UDA)	-402
18/19 Contracted orthodontic activity (UOA)	0
Carry forward orthodontic activity (UOA)	0
Baseline contract value	£495,566.18

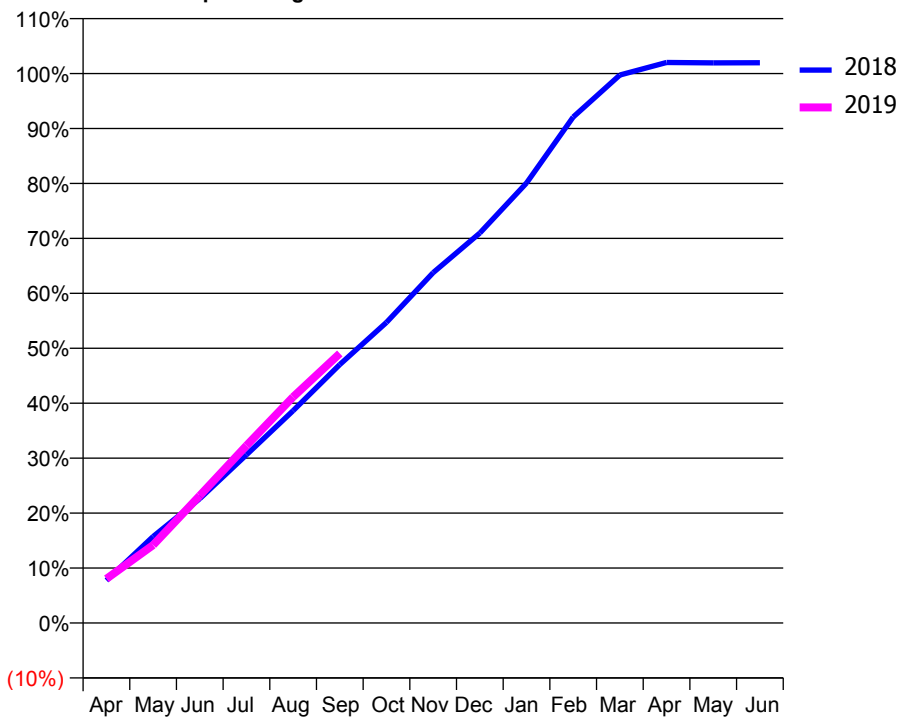
ACCESS*

Patients seen in 24 months	Total	Change since previous quarter
Quarter ending September 2017	6,836	
Quarter ending December 2017	6,761	↓
Quarter ending March 2018	6,797	→
Quarter ending June 2018	6,864	→
Quarter ending September 2018	6,914	→
Variance since September 2017	1.1%	→



ACTIVITY

Cumulative percentage of contracted UDA delivered 2018 & 2019



Month	Adjusted Scheduled Activity (UDA)	
	2018	2019
April	1,602	1,659
May	3,247	2,930
June	4,670	4,786
July	6,320	6,663
August	7,980	8,492
September	9,713	10,124
October	11,295	
November	13,162	
December	14,648	
January	16,531	
February	19,010	
March	20,588	
April	21,056	
May	21,044	
June	21,045	

QUALITY

	Quantity	Base Number	Contract	AT	Region	England
% of FP17s for the same patient ID Re-attending within 3 months - Children	121	2,068	5.9%	9.9%	11.5%	11.6%
% of FP17s for the same patient ID Re-attending within 3 months - Adults	284	2,773	10.2%	15.6%	16.5%	15.5%
% of FP17s for the same patient ID Re-attending between 3 & 9 months - Children	1,351	2,068	65.3%	48.4%	48.5%	58.8%
% of FP17s for the same patient ID Re-attending between 3 & 9 months - Adults	1,441	2,773	52.0%	38.4%	39.1%	51.1%
% of FP17s for Band 1 Urgent Courses	326	4,607	7.1%	11.0%	10.6%	9.0%
% of FP17s Relating to Free Repair or Replacements	24	4,607	0.5%	0.5%	0.5%	0.8%
% of FP17s Relating to Continuations	10	4,607	0.2%	0.5%	0.7%	0.9%
% of Patients satisfied with the dentistry they have received	1	1	N/A	89.0%	90.5%	93.3%
% of Patients satisfied with the time they had to wait for an appointment	0	1	N/A	85.3%	85.1%	88.9%

* This is based on patients treated on this contract for their most recent course of treatment. Figures in italics indicate the base number of FP17s or Patient Questionnaire responses are less than 100. N/A is shown where the base number of responses is less than 10 during the period. % is calculated as Quantity/Base number*100

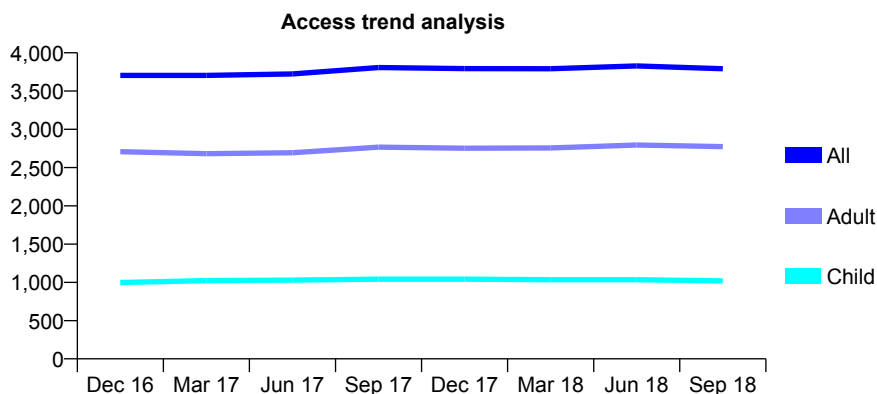
Q62 - Vital Signs At a Glance Contract Report for 825956/0001 - September 2018

Name or company name	MR RG RENTON
Contract type name	GDS Contract
Purpose of contract	General
Contract start date	01/04/2006
Contract end date	

18/19 Contracted general activity (UDA)	5,946
Carry forward general activity (UDA)	0
18/19 Contracted orthodontic activity (UOA)	0
Carry forward orthodontic activity (UOA)	0
Baseline contract value	£166,936.70

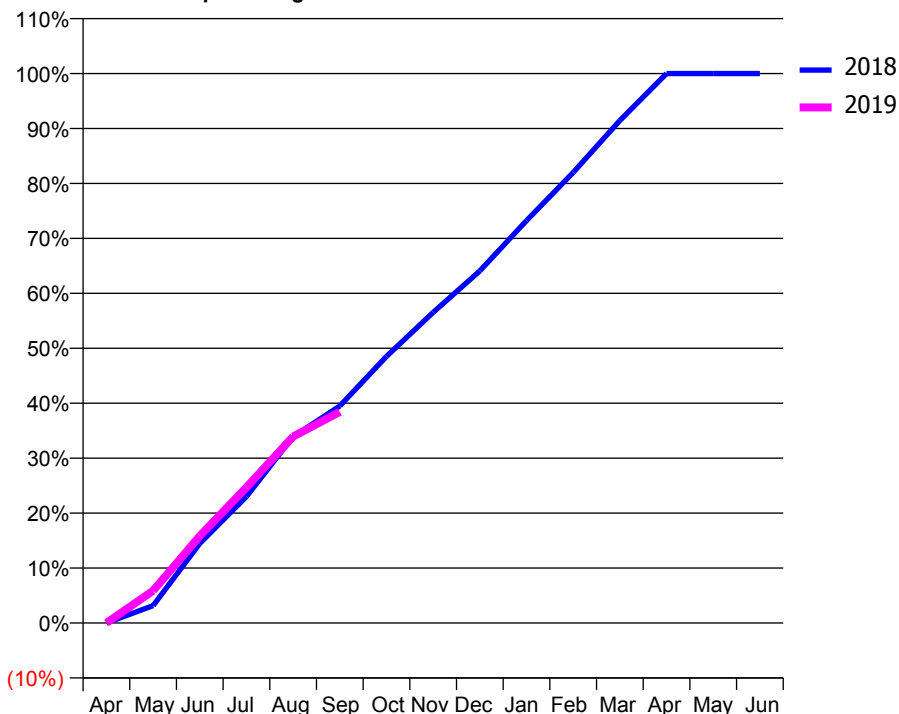
ACCESS*

Patients seen in 24 months	Total	Change since previous quarter
Quarter ending September 2017	3,808	
Quarter ending December 2017	3,794	→
Quarter ending March 2018	3,792	→
Quarter ending June 2018	3,829	→
Quarter ending September 2018	3,792	→
Variance since September 2017	(0.4%)	→



ACTIVITY

Cumulative percentage of contracted UDA delivered 2018 & 2019



Adjusted Scheduled Activity (UDA)

Month	2018	2019
April	0	0
May	188	350
June	861	941
July	1,368	1,468
August	2,016	2,018
September	2,348	2,284
October	2,885	
November	3,361	
December	3,811	
January	4,353	
February	4,875	
March	5,437	
April	5,946	
May	5,946	
June	5,946	

QUALITY

	Quantity	Base Number	Contract	AT	Region	England
% of FP17s for the same patient ID Re-attending within 3 months - Children	7	462	1.5%	9.9%	11.5%	11.6%
% of FP17s for the same patient ID Re-attending within 3 months - Adults	105	1,313	8.0%	15.6%	16.5%	15.5%
% of FP17s for the same patient ID Re-attending between 3 & 9 months - Children	165	462	35.7%	48.4%	48.5%	58.8%
% of FP17s for the same patient ID Re-attending between 3 & 9 months - Adults	474	1,313	36.1%	38.4%	39.1%	51.1%
% of FP17s for Band 1 Urgent Courses	139	1,469	9.5%	11.0%	10.6%	9.0%
% of FP17s Relating to Free Repair or Replacements	0	1,469	0.0%	0.5%	0.5%	0.8%
% of FP17s Relating to Continuations	0	1,469	0.0%	0.5%	0.7%	0.9%
% of Patients satisfied with the dentistry they have received	4	4	N/A	89.0%	90.5%	93.3%
% of Patients satisfied with the time they had to wait for an appointment	4	4	N/A	85.3%	85.1%	88.9%

* This is based on patients treated on this contract for their most recent course of treatment. Figures in italics indicate the base number of FP17s or Patient Questionnaire responses are less than 100. N/A is shown where the base number of responses is less than 10 during the period. % is calculated as Quantity/Base number*100

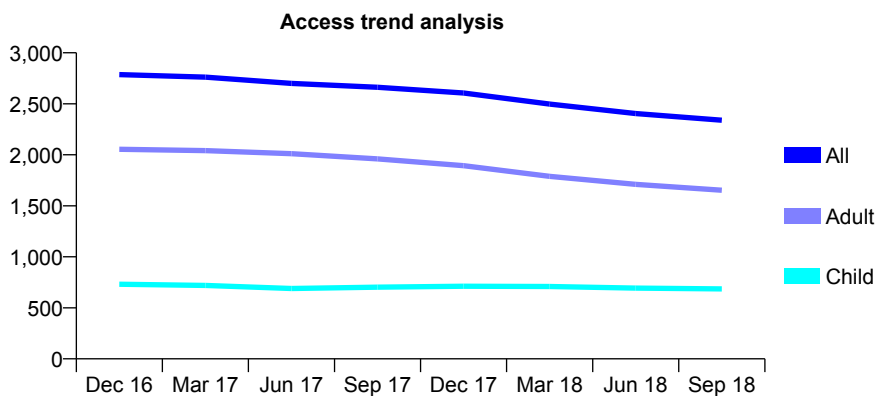
Q62 - Vital Signs At a Glance Contract Report for 839132/0001 - September 2018

Name or company name	Ivory Dental Practice
Contract type name	GDS Contract
Purpose of contract	General
Contract start date	01/04/2006
Contract end date	

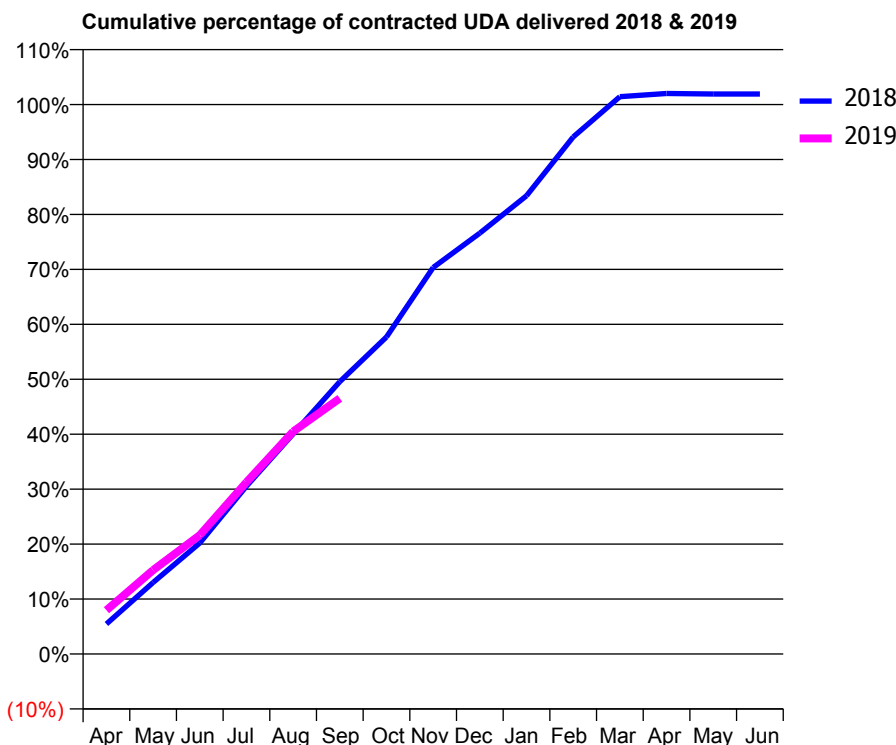
18/19 Contracted general activity (UDA)	6,000
Carry forward general activity (UDA)	-114
18/19 Contracted orthodontic activity (UOA)	0
Carry forward orthodontic activity (UOA)	0
Baseline contract value	£132,172.04

ACCESS*

Patients seen in 24 months	Total	Change since previous quarter
Quarter ending September 2017	2,662	
Quarter ending December 2017	2,606	↓
Quarter ending March 2018	2,498	↓
Quarter ending June 2018	2,404	↓
Quarter ending September 2018	2,339	↓
Variance since September 2017	(12.1%)	↓



ACTIVITY



Month	Adjusted Scheduled Activity (UDA)	
	2018	2019
April	329	479
May	781	917
June	1,213	1,299
July	1,832	1,876
August	2,404	2,430
September	2,974	2,793
October	3,462	
November	4,220	
December	4,596	
January	5,004	
February	5,645	
March	6,085	
April	6,120	
May	6,114	
June	6,114	

QUALITY

	Quantity	Base Number	Contract	AT	Region	England
% of FP17s for the same patient ID Re-attending within 3 months - Children	30	472	6.4%	9.9%	11.5%	11.6%
% of FP17s for the same patient ID Re-attending within 3 months - Adults	84	846	9.9%	15.6%	16.5%	15.5%
% of FP17s for the same patient ID Re-attending between 3 & 9 months - Children	268	472	56.8%	48.4%	48.5%	58.8%
% of FP17s for the same patient ID Re-attending between 3 & 9 months - Adults	406	846	48.0%	38.4%	39.1%	51.1%
% of FP17s for Band 1 Urgent Courses	94	1,297	7.2%	11.0%	10.6%	9.0%
% of FP17s Relating to Free Repair or Replacements	10	1,297	0.8%	0.5%	0.5%	0.8%
% of FP17s Relating to Continuations	8	1,297	0.6%	0.5%	0.7%	0.9%
% of Patients satisfied with the dentistry they have received	2	2	N/A	89.0%	90.5%	93.3%
% of Patients satisfied with the time they had to wait for an appointment	1	2	N/A	85.3%	85.1%	88.9%

* This is based on patients treated on this contract for their most recent course of treatment. Figures in italics indicate the base number of FP17s or Patient Questionnaire responses are less than 100. N/A is shown where the base number of responses is less than 10 during the period. % is calculated as Quantity/Base number*100

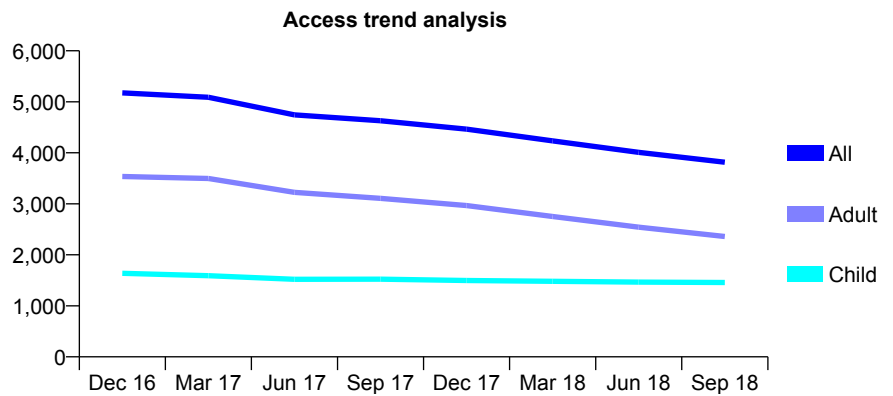
Q62 - Vital Signs At a Glance Contract Report for 839248/0001 - September 2018

Name or company name	MR K KHOSRAVANI
Contract type name	GDS Contract
Purpose of contract	General
Contract start date	01/04/2006
Contract end date	

18/19 Contracted general activity (UDA)	11,434
Carry forward general activity (UDA)	-229
18/19 Contracted orthodontic activity (UOA)	0
Carry forward orthodontic activity (UOA)	0
Baseline contract value	£351,260.71

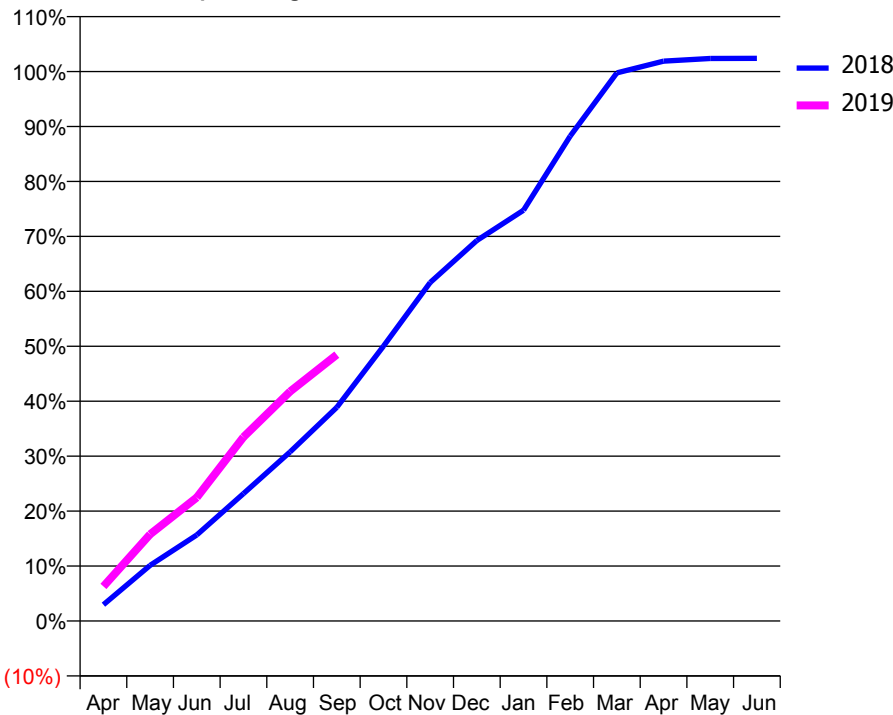
ACCESS*

Patients seen in 24 months	Total	Change since previous quarter
Quarter ending September 2017	4,628	
Quarter ending December 2017	4,463	↓
Quarter ending March 2018	4,233	↓
Quarter ending June 2018	4,008	↓
Quarter ending September 2018	3,816	↓
Variance since September 2017	(17.5%)	↓



ACTIVITY

Cumulative percentage of contracted UDA delivered 2018 & 2019



Adjusted Scheduled Activity (UDA)		
Month	2018	2019
April	340	719
May	1,160	1,806
June	1,791	2,570
July	2,652	3,827
August	3,520	4,776
September	4,447	5,543
October	5,721	
November	7,043	
December	7,917	
January	8,547	
February	10,091	
March	11,406	
April	11,649	
May	11,705	
June	11,707	

QUALITY

	Quantity	Base Number	Contract	AT	Region	England
% of FP17s for the same patient ID Re-attending within 3 months - Children	77	792	9.7%	9.9%	11.5%	11.6%
% of FP17s for the same patient ID Re-attending within 3 months - Adults	115	906	12.7%	15.6%	16.5%	15.5%
% of FP17s for the same patient ID Re-attending between 3 & 9 months - Children	206	792	26.0%	48.4%	48.5%	58.8%
% of FP17s for the same patient ID Re-attending between 3 & 9 months - Adults	215	906	23.7%	38.4%	39.1%	51.1%
% of FP17s for Band 1 Urgent Courses	43	1,612	2.7%	11.0%	10.6%	9.0%
% of FP17s Relating to Free Repair or Replacements	7	1,612	0.4%	0.5%	0.5%	0.8%
% of FP17s Relating to Continuations	1	1,612	0.1%	0.5%	0.7%	0.9%
% of Patients satisfied with the dentistry they have received	1	1	N/A	89.0%	90.5%	93.3%
% of Patients satisfied with the time they had to wait for an appointment	1	1	N/A	85.3%	85.1%	88.9%

* This is based on patients treated on this contract for their most recent course of treatment. Figures in italics indicate the base number of FP17s or Patient Questionnaire responses are less than 100. N/A is shown where the base number of responses is less than 10 during the period. % is calculated as Quantity/Base number*100

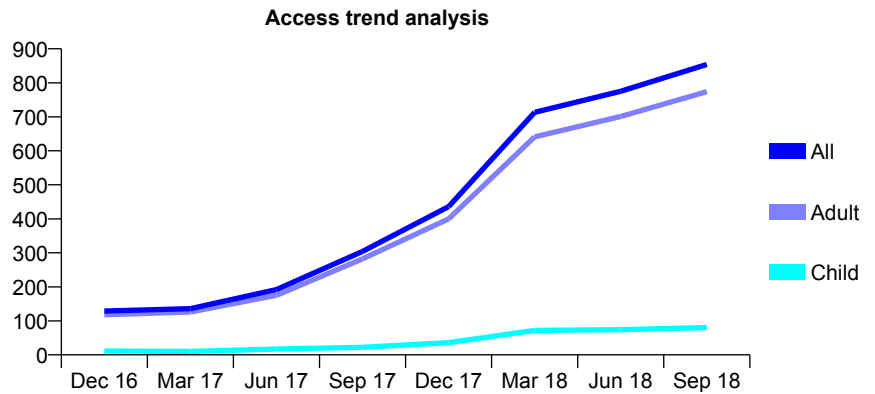
Q62 - Vital Signs At a Glance Contract Report for 839248/0002 - September 2018

Name or company name	MR K KHOSRAVANI
Contract type name	GDS Contract
Purpose of contract	General
Contract start date	01/01/2015
Contract end date	

18/19 Contracted general activity (UDA)	5,000
Carry forward general activity (UDA)	0
18/19 Contracted orthodontic activity (UOA)	0
Carry forward orthodontic activity (UOA)	0
Baseline contract value	£153,603.60

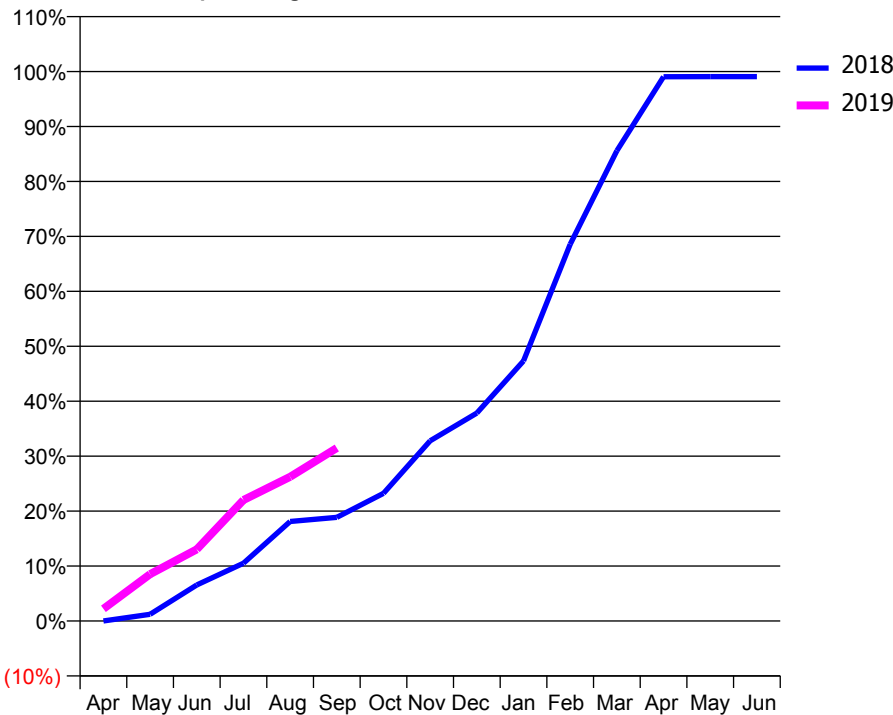
ACCESS*

Patients seen in 24 months	Total	Change since previous quarter
Quarter ending September 2017	304	
Quarter ending December 2017	436	↑
Quarter ending March 2018	713	↑
Quarter ending June 2018	775	↑
Quarter ending September 2018	854	↑
Variance since September 2017	180.9%	↑



ACTIVITY

Cumulative percentage of contracted UDA delivered 2018 & 2019



Month	Adjusted Scheduled Activity (UDA)	
	2018	2019
April	0	111
May	61	427
June	329	653
July	526	1,101
August	906	1,313
September	943	1,575
October	1,161	
November	1,640	
December	1,893	
January	2,367	
February	3,428	
March	4,279	
April	4,952	
May	4,954	
June	4,954	

QUALITY

	Quantity	Base Number	Contract	AT	Region	England
% of FP17s for the same patient ID Re-attending within 3 months - Children	2	46	4.3%	9.9%	11.5%	11.6%
% of FP17s for the same patient ID Re-attending within 3 months - Adults	72	420	17.1%	15.6%	16.5%	15.5%
% of FP17s for the same patient ID Re-attending between 3 & 9 months - Children	4	46	8.7%	48.4%	48.5%	58.8%
% of FP17s for the same patient ID Re-attending between 3 & 9 months - Adults	92	420	21.9%	38.4%	39.1%	51.1%
% of FP17s for Band 1 Urgent Courses	29	385	7.5%	11.0%	10.6%	9.0%
% of FP17s Relating to Free Repair or Replacements	3	385	0.8%	0.5%	0.5%	0.8%
% of FP17s Relating to Continuations	1	385	0.3%	0.5%	0.7%	0.9%
% of Patients satisfied with the dentistry they have received	0	0	N/A	89.0%	90.5%	93.3%
% of Patients satisfied with the time they had to wait for an appointment	0	0	N/A	85.3%	85.1%	88.9%

* This is based on patients treated on this contract for their most recent course of treatment. Figures in italics indicate the base number of FP17s or Patient Questionnaire responses are less than 100. N/A is shown where the base number of responses is less than 10 during the period. % is calculated as Quantity/Base number*100

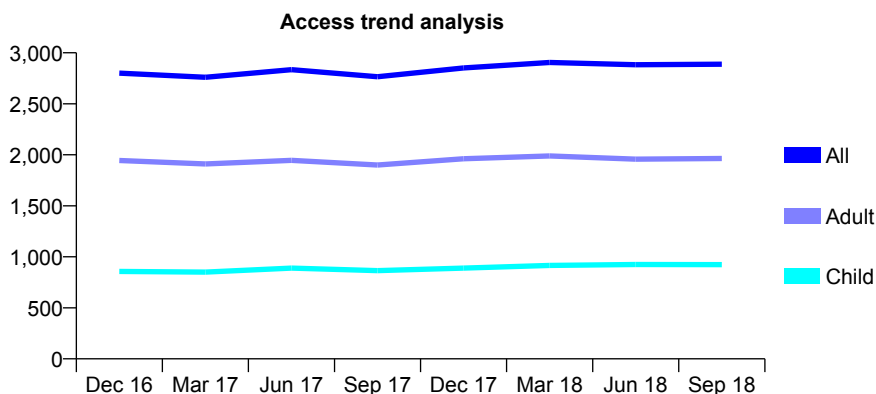
Q62 - Vital Signs At a Glance Contract Report for 839515/0001 - September 2018

Name or company name	MR C REDICAN
Contract type name	GDS Contract
Purpose of contract	General
Contract start date	01/04/2006
Contract end date	

18/19 Contracted general activity (UDA)	5,074
Carry forward general activity (UDA)	-35
18/19 Contracted orthodontic activity (UOA)	0
Carry forward orthodontic activity (UOA)	0
Baseline contract value	£155,474.14

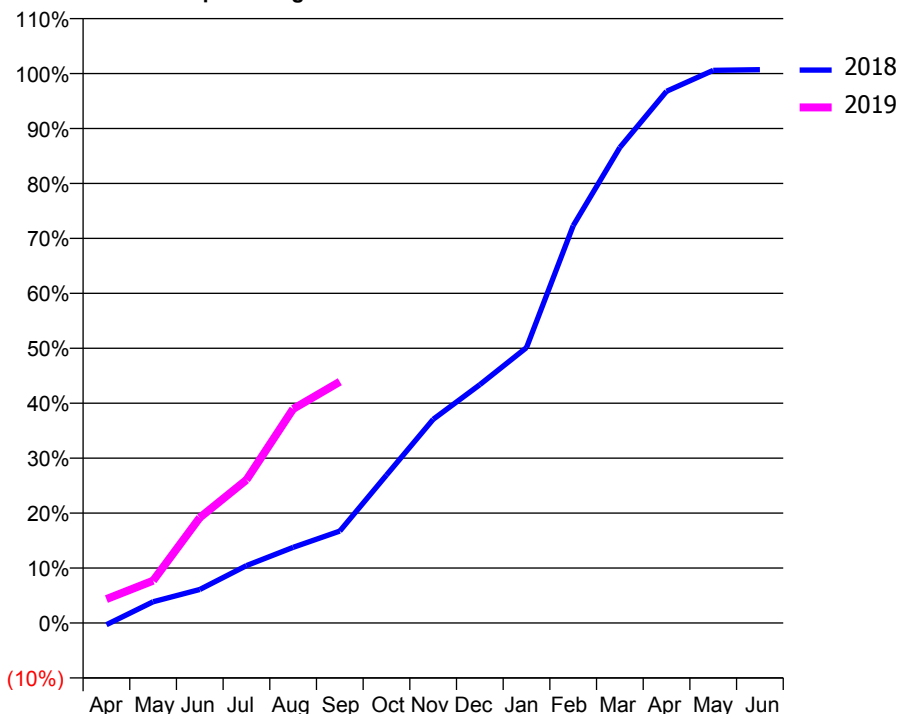
ACCESS*

Patients seen in 24 months	Total	Change since previous quarter
Quarter ending September 2017	2,765	
Quarter ending December 2017	2,851	↑
Quarter ending March 2018	2,905	→
Quarter ending June 2018	2,883	→
Quarter ending September 2018	2,888	→
Variance since September 2017	4.4%	↑



ACTIVITY

Cumulative percentage of contracted UDA delivered 2018 & 2019



Month	Adjusted Scheduled Activity (UDA)	
	2018	2019
April	-17	221
May	196	391
June	309	973
July	530	1,322
August	699	1,977
September	849	2,228
October	1,367	
November	1,881	
December	2,201	
January	2,544	
February	3,668	
March	4,391	
April	4,910	
May	5,103	
June	5,109	

QUALITY

	Quantity	Base Number	Contract	AT	Region	England
% of FP17s for the same patient ID Re-attending within 3 months - Children	45	452	10.0%	9.9%	11.5%	11.6%
% of FP17s for the same patient ID Re-attending within 3 months - Adults	200	965	20.7%	15.6%	16.5%	15.5%
% of FP17s for the same patient ID Re-attending between 3 & 9 months - Children	145	452	32.1%	48.4%	48.5%	58.8%
% of FP17s for the same patient ID Re-attending between 3 & 9 months - Adults	270	965	28.0%	38.4%	39.1%	51.1%
% of FP17s for Band 1 Urgent Courses	140	976	14.3%	11.0%	10.6%	9.0%
% of FP17s Relating to Free Repair or Replacements	8	976	0.8%	0.5%	0.5%	0.8%
% of FP17s Relating to Continuations	2	976	0.2%	0.5%	0.7%	0.9%
% of Patients satisfied with the dentistry they have received	1	1	N/A	89.0%	90.5%	93.3%
% of Patients satisfied with the time they had to wait for an appointment	0	1	N/A	85.3%	85.1%	88.9%

* This is based on patients treated on this contract for their most recent course of treatment. Figures in italics indicate the base number of FP17s or Patient Questionnaire responses are less than 100. N/A is shown where the base number of responses is less than 10 during the period. % is calculated as Quantity/Base number*100

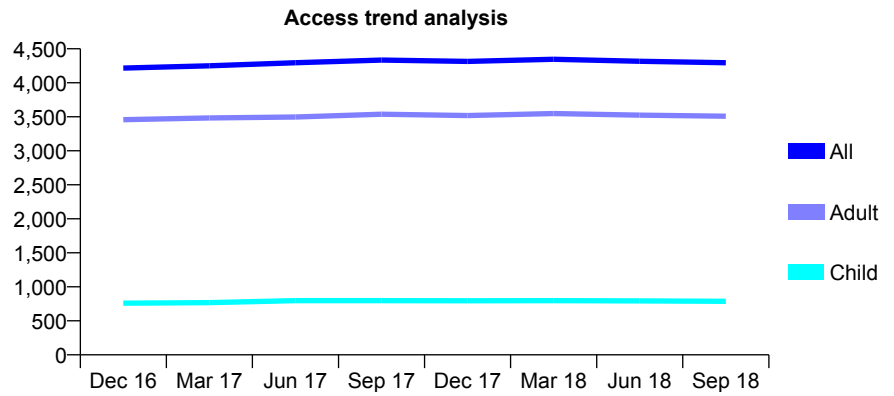
Q62 - Vital Signs At a Glance Contract Report for 839795/0001 - September 2018

Name or company name	MR K KARANTOUMANIS
Contract type name	GDS Contract
Purpose of contract	General
Contract start date	01/04/2006
Contract end date	

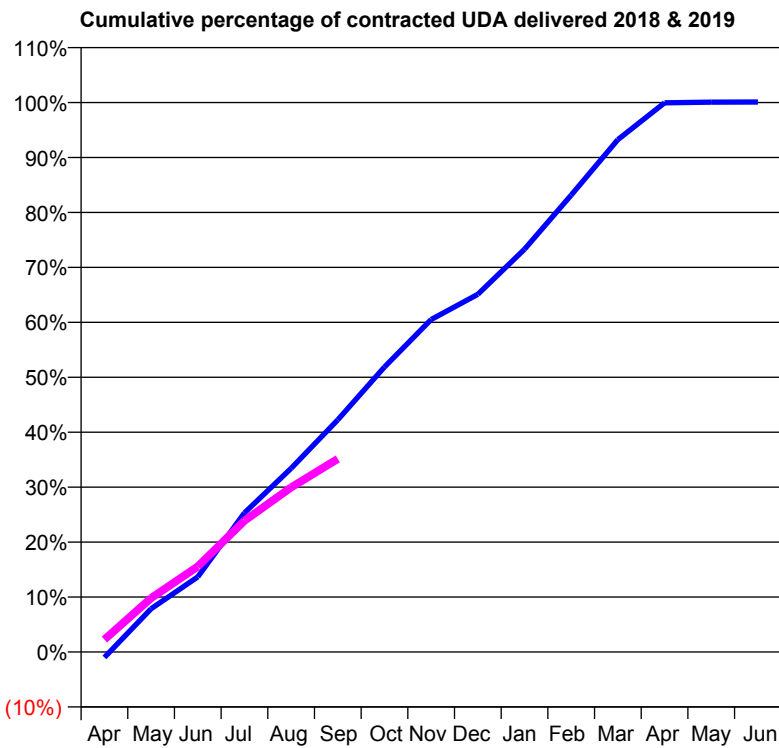
18/19 Contracted general activity (UDA)	15,386
Carry forward general activity (UDA)	-13
18/19 Contracted orthodontic activity (UOA)	0
Carry forward orthodontic activity (UOA)	0
Baseline contract value	£434,544.60

ACCESS*

Patients seen in 24 months	Total	Change since previous quarter
Quarter ending September 2017	4,335	
Quarter ending December 2017	4,314	→
Quarter ending March 2018	4,346	→
Quarter ending June 2018	4,317	→
Quarter ending September 2018	4,296	→
Variance since September 2017	(0.9%)	→



ACTIVITY



Month	Adjusted Scheduled Activity (UDA)	
	2018	2019
April	-156	348
May	1,212	1,512
June	2,106	2,395
July	3,897	3,677
August	5,144	4,611
September	6,501	5,409
October	7,982	
November	9,311	
December	10,015	
January	11,276	
February	12,795	
March	14,347	
April	15,376	
May	15,398	
June	15,399	

QUALITY

	Quantity	Base Number	Contract	AT	Region	England
% of FP17s for the same patient ID Re-attending within 3 months - Children	33	515	6.4%	9.9%	11.5%	11.6%
% of FP17s for the same patient ID Re-attending within 3 months - Adults	217	1,981	11.0%	15.6%	16.5%	15.5%
% of FP17s for the same patient ID Re-attending between 3 & 9 months - Children	292	515	56.7%	48.4%	48.5%	58.8%
% of FP17s for the same patient ID Re-attending between 3 & 9 months - Adults	914	1,981	46.1%	38.4%	39.1%	51.1%
% of FP17s for Band 1 Urgent Courses	224	2,206	10.2%	11.0%	10.6%	9.0%
% of FP17s Relating to Free Repair or Replacements	10	2,206	0.5%	0.5%	0.5%	0.8%
% of FP17s Relating to Continuations	7	2,206	0.3%	0.5%	0.7%	0.9%
% of Patients satisfied with the dentistry they have received	1	1	N/A	89.0%	90.5%	93.3%
% of Patients satisfied with the time they had to wait for an appointment	1	1	N/A	85.3%	85.1%	88.9%

* This is based on patients treated on this contract for their most recent course of treatment. Figures in italics indicate the base number of FP17s or Patient Questionnaire responses are less than 100. N/A is shown where the base number of responses is less than 10 during the period. % is calculated as Quantity/Base number*100

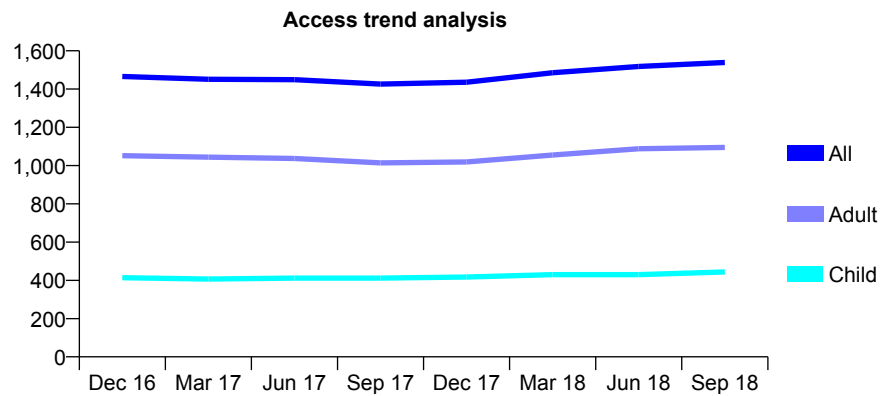
Q62 - Vital Signs At a Glance Contract Report for 843148/0001 - September 2018

Name or company name	MR SR MANAFI
Contract type name	GDS Contract
Purpose of contract	General
Contract start date	01/04/2006
Contract end date	

18/19 Contracted general activity (UDA)	5,756
Carry forward general activity (UDA)	-74
18/19 Contracted orthodontic activity (UOA)	0
Carry forward orthodontic activity (UOA)	0
Baseline contract value	£223,334.33

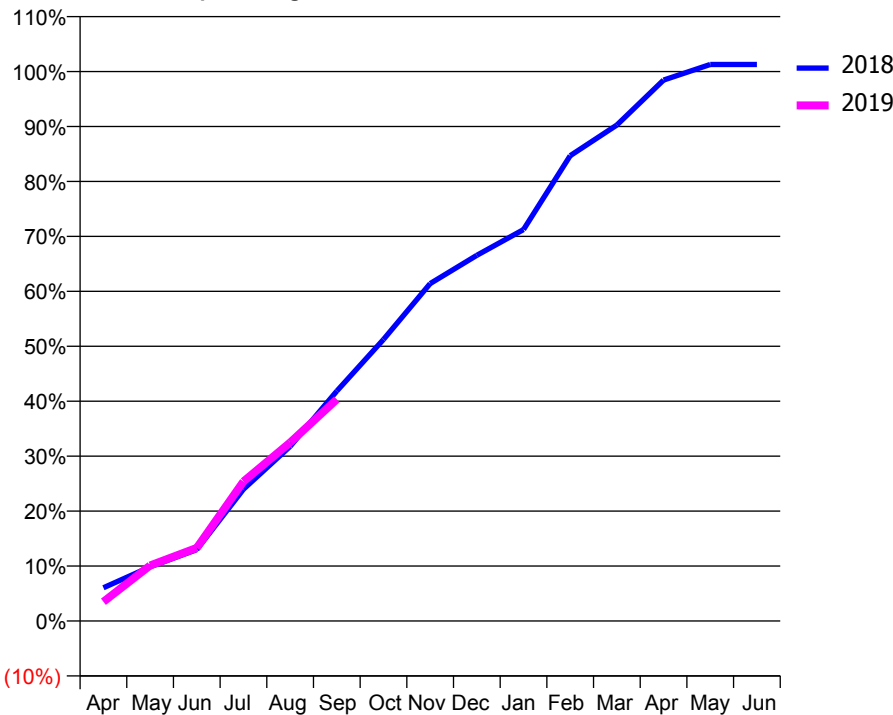
ACCESS*

Patients seen in 24 months	Total	Change since previous quarter
Quarter ending September 2017	1,426	
Quarter ending December 2017	1,436	→
Quarter ending March 2018	1,485	↑
Quarter ending June 2018	1,518	↑
Quarter ending September 2018	1,539	→
Variance since September 2017	7.9%	↑



ACTIVITY

Cumulative percentage of contracted UDA delivered 2018 & 2019



Month	Adjusted Scheduled Activity (UDA)	
	2018	2019
April	349	202
May	567	581
June	748	766
July	1,381	1,461
August	1,829	1,869
September	2,409	2,322
October	2,949	
November	3,535	
December	3,831	
January	4,100	
February	4,874	
March	5,196	
April	5,667	
May	5,830	
June	5,830	

QUALITY

	Quantity	Base Number	Contract	AT	Region	England
% of FP17s for the same patient ID Re-attending within 3 months - Children	29	273	10.6%	9.9%	11.5%	11.6%
% of FP17s for the same patient ID Re-attending within 3 months - Adults	146	667	21.9%	15.6%	16.5%	15.5%
% of FP17s for the same patient ID Re-attending between 3 & 9 months - Children	106	273	38.8%	48.4%	48.5%	58.8%
% of FP17s for the same patient ID Re-attending between 3 & 9 months - Adults	208	667	31.2%	38.4%	39.1%	51.1%
% of FP17s for Band 1 Urgent Courses	252	813	31.0%	11.0%	10.6%	9.0%
% of FP17s Relating to Free Repair or Replacements	0	813	0.0%	0.5%	0.5%	0.8%
% of FP17s Relating to Continuations	8	813	1.0%	0.5%	0.7%	0.9%
% of Patients satisfied with the dentistry they have received	1	3	N/A	89.0%	90.5%	93.3%
% of Patients satisfied with the time they had to wait for an appointment	2	3	N/A	85.3%	85.1%	88.9%

* This is based on patients treated on this contract for their most recent course of treatment. Figures in italics indicate the base number of FP17s or Patient Questionnaire responses are less than 100. N/A is shown where the base number of responses is less than 10 during the period. % is calculated as Quantity/Base number*100

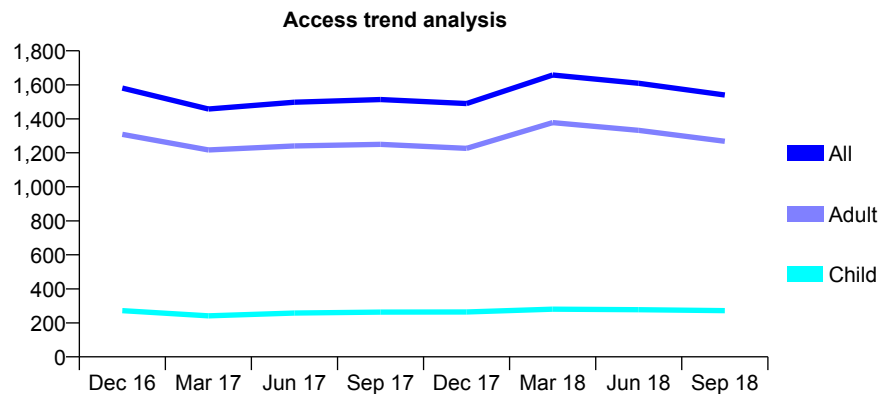
Q62 - Vital Signs At a Glance Contract Report for 846104/0001 - September 2018

Name or company name	Bhavish Thakrar and Jayesh Kotecha
Contract type name	GDS Contract
Purpose of contract	General
Contract start date	01/04/2006
Contract end date	

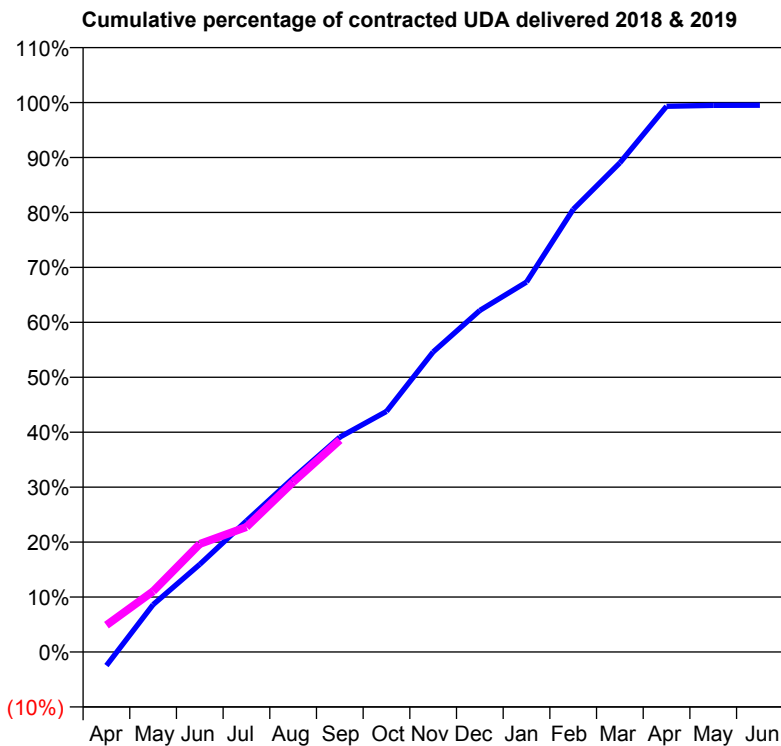
18/19 Contracted general activity (UDA)	6,599
Carry forward general activity (UDA)	33
18/19 Contracted orthodontic activity (UOA)	0
Carry forward orthodontic activity (UOA)	0
Baseline contract value	£236,989.87

ACCESS*

Patients seen in 24 months	Total	Change since previous quarter
Quarter ending September 2017	1,513	
Quarter ending December 2017	1,490	↓
Quarter ending March 2018	1,658	↑
Quarter ending June 2018	1,609	↓
Quarter ending September 2018	1,540	↓
Variance since September 2017	1.8%	→



ACTIVITY



Month	Adjusted Scheduled Activity (UDA)	
	2018	2019
April	-164	323
May	569	730
June	1,053	1,299
July	1,575	1,501
August	2,089	2,041
September	2,580	2,545
October	2,890	
November	3,604	
December	4,102	
January	4,443	
February	5,315	
March	5,874	
April	6,553	
May	6,565	
June	6,566	

QUALITY

	Quantity	Base Number	Contract	AT	Region	England
% of FP17s for the same patient ID Re-attending within 3 months - Children	14	173	8.1%	9.9%	11.5%	11.6%
% of FP17s for the same patient ID Re-attending within 3 months - Adults	223	826	27.0%	15.6%	16.5%	15.5%
% of FP17s for the same patient ID Re-attending between 3 & 9 months - Children	52	173	30.1%	48.4%	48.5%	58.8%
% of FP17s for the same patient ID Re-attending between 3 & 9 months - Adults	203	826	24.6%	38.4%	39.1%	51.1%
% of FP17s for Band 1 Urgent Courses	202	811	24.9%	11.0%	10.6%	9.0%
% of FP17s Relating to Free Repair or Replacements	12	811	1.5%	0.5%	0.5%	0.8%
% of FP17s Relating to Continuations	13	811	1.6%	0.5%	0.7%	0.9%
% of Patients satisfied with the dentistry they have received	0	0	N/A	89.0%	90.5%	93.3%
% of Patients satisfied with the time they had to wait for an appointment	0	0	N/A	85.3%	85.1%	88.9%

* This is based on patients treated on this contract for their most recent course of treatment. Figures in italics indicate the base number of FP17s or Patient Questionnaire responses are less than 100. N/A is shown where the base number of responses is less than 10 during the period. % is calculated as Quantity/Base number*100

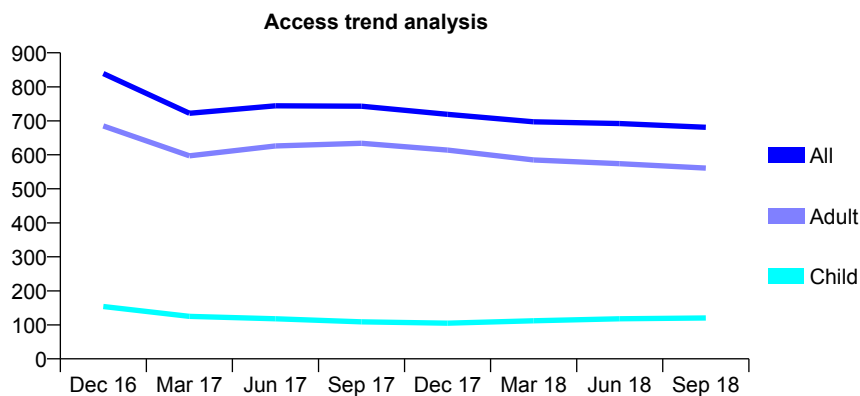
Q62 - Vital Signs At a Glance Contract Report for 849014/0004 - September 2018

Name or company name	MISS E VAZIR
Contract type name	GDS Contract
Purpose of contract	General
Contract start date	01/05/2013
Contract end date	

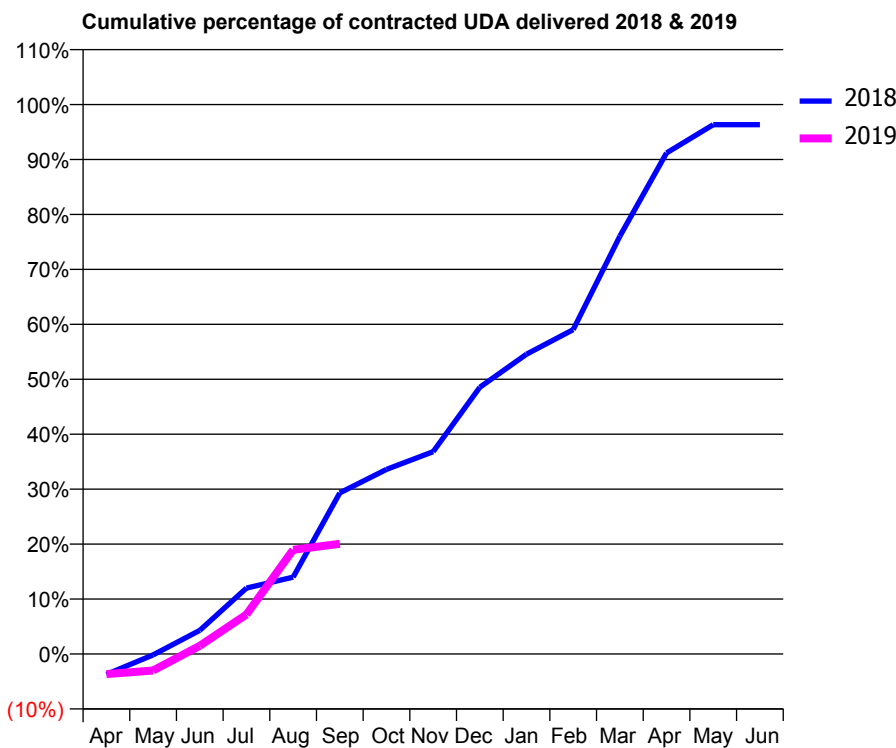
18/19 Contracted general activity (UDA)	4,000
Carry forward general activity (UDA)	147
18/19 Contracted orthodontic activity (UOA)	0
Carry forward orthodontic activity (UOA)	0
Baseline contract value	£107,074.13

ACCESS*

Patients seen in 24 months	Total	Change since previous quarter
Quarter ending September 2017	743	
Quarter ending December 2017	719	↓
Quarter ending March 2018	697	↓
Quarter ending June 2018	692	→
Quarter ending September 2018	681	↓
Variance since September 2017	(8.3%)	↓



ACTIVITY



Month	Adjusted Scheduled Activity (UDA)	
	2018	2019
April	-149	-147
May	-7	-121
June	173	60
July	480	288
August	560	758
September	1,173	802
October	1,344	
November	1,473	
December	1,942	
January	2,183	
February	2,361	
March	3,042	
April	3,647	
May	3,853	
June	3,853	

QUALITY

	Quantity	Base Number	Contract	AT	Region	England
% of FP17s for the same patient ID Re-attending within 3 months - Children	8	72	11.1%	9.9%	11.5%	11.6%
% of FP17s for the same patient ID Re-attending within 3 months - Adults	36	297	12.1%	15.6%	16.5%	15.5%
% of FP17s for the same patient ID Re-attending between 3 & 9 months - Children	17	72	23.6%	48.4%	48.5%	58.8%
% of FP17s for the same patient ID Re-attending between 3 & 9 months - Adults	95	297	32.0%	38.4%	39.1%	51.1%
% of FP17s for Band 1 Urgent Courses	16	229	7.0%	11.0%	10.6%	9.0%
% of FP17s Relating to Free Repair or Replacements	0	229	0.0%	0.5%	0.5%	0.8%
% of FP17s Relating to Continuations	0	229	0.0%	0.5%	0.7%	0.9%
% of Patients satisfied with the dentistry they have received	1	1	N/A	89.0%	90.5%	93.3%
% of Patients satisfied with the time they had to wait for an appointment	1	1	N/A	85.3%	85.1%	88.9%

* This is based on patients treated on this contract for their most recent course of treatment. Figures in italics indicate the base number of FP17s or Patient Questionnaire responses are less than 100. N/A is shown where the base number of responses is less than 10 during the period. % is calculated as Quantity/Base number*100

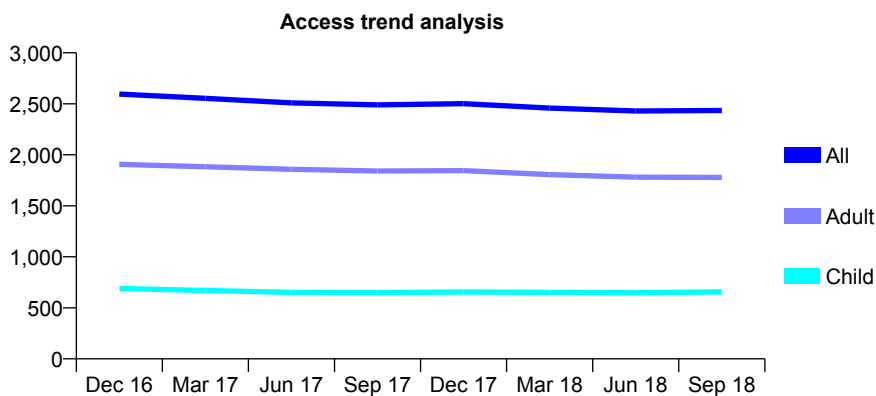
Q62 - Vital Signs At a Glance Contract Report for 849146/0001 - September 2018

Name or company name	MR A ARBABI
Contract type name	GDS Contract
Purpose of contract	General
Contract start date	01/04/2006
Contract end date	

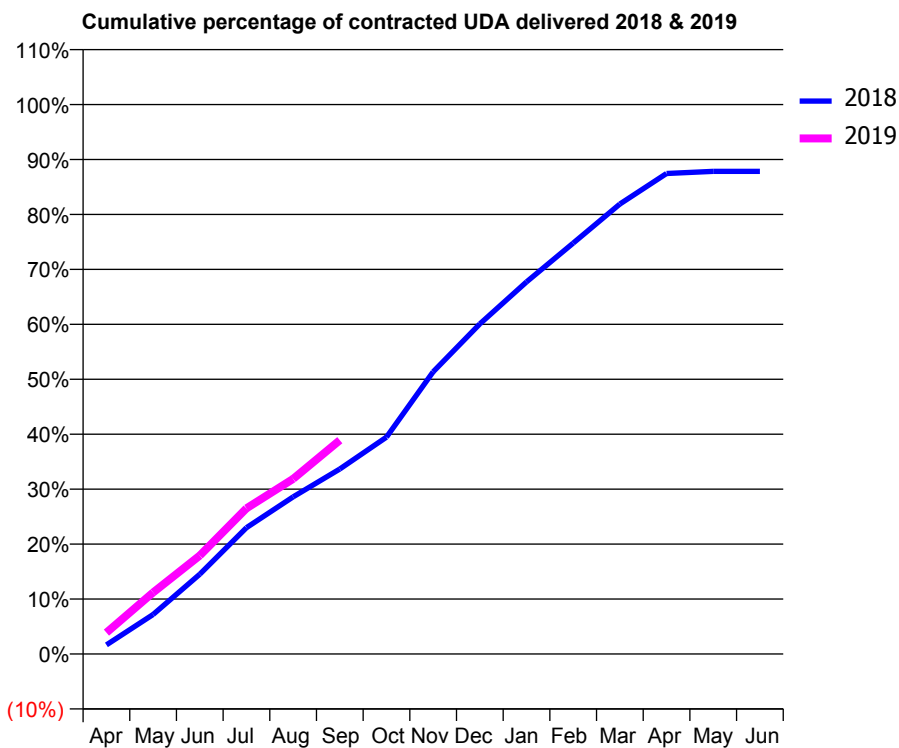
18/19 Contracted general activity (UDA)	6,545
Carry forward general activity (UDA)	0
18/19 Contracted orthodontic activity (UOA)	0
Carry forward orthodontic activity (UOA)	0
Baseline contract value	£192,573.40

ACCESS*

Patients seen in 24 months	Total	Change since previous quarter
Quarter ending September 2017	2,490	
Quarter ending December 2017	2,501	→
Quarter ending March 2018	2,458	↓
Quarter ending June 2018	2,429	↓
Quarter ending September 2018	2,435	→
Variance since September 2017	(2.2%)	↓



ACTIVITY



Month	Adjusted Scheduled Activity (UDA)	
	2018	2019
April	109	255
May	471	732
June	951	1,172
July	1,505	1,734
August	1,872	2,086
September	2,203	2,547
October	2,583	
November	3,361	
December	3,932	
January	4,433	
February	4,895	
March	5,359	
April	5,723	
May	5,749	
June	5,749	

QUALITY

	Quantity	Base Number	Contract	AT	Region	England
% of FP17s for the same patient ID Re-attending within 3 months - Children	11	335	3.3%	9.9%	11.5%	11.6%
% of FP17s for the same patient ID Re-attending within 3 months - Adults	97	795	12.2%	15.6%	16.5%	15.5%
% of FP17s for the same patient ID Re-attending between 3 & 9 months - Children	167	335	49.9%	48.4%	48.5%	58.8%
% of FP17s for the same patient ID Re-attending between 3 & 9 months - Adults	272	795	34.2%	38.4%	39.1%	51.1%
% of FP17s for Band 1 Urgent Courses	88	1,038	8.5%	11.0%	10.6%	9.0%
% of FP17s Relating to Free Repair or Replacements	0	1,038	0.0%	0.5%	0.5%	0.8%
% of FP17s Relating to Continuations	3	1,038	0.3%	0.5%	0.7%	0.9%
% of Patients satisfied with the dentistry they have received	1	1	N/A	89.0%	90.5%	93.3%
% of Patients satisfied with the time they had to wait for an appointment	1	1	N/A	85.3%	85.1%	88.9%

* This is based on patients treated on this contract for their most recent course of treatment. Figures in italics indicate the base number of FP17s or Patient Questionnaire responses are less than 100. N/A is shown where the base number of responses is less than 10 during the period. % is calculated as Quantity/Base number*100

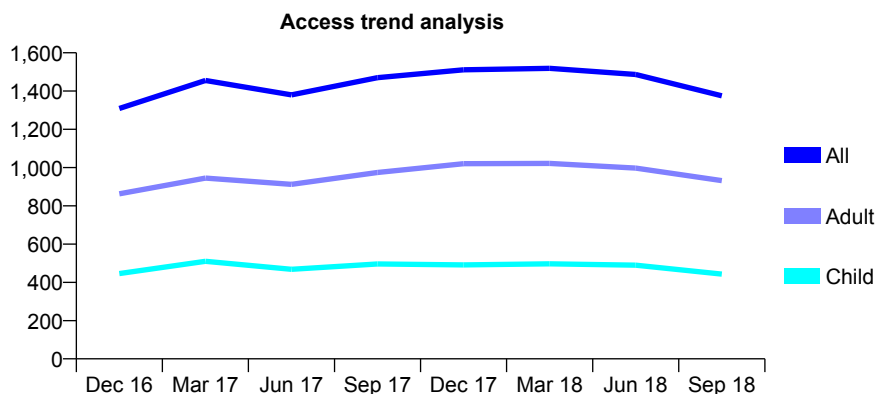
Q62 - Vital Signs At a Glance Contract Report for 852945/0001 - September 2018

Name or company name	Ahmed Al-Morhiby & P Soleymani Gilander
Contract type name	GDS Contract
Purpose of contract	General
Contract start date	01/04/2006
Contract end date	

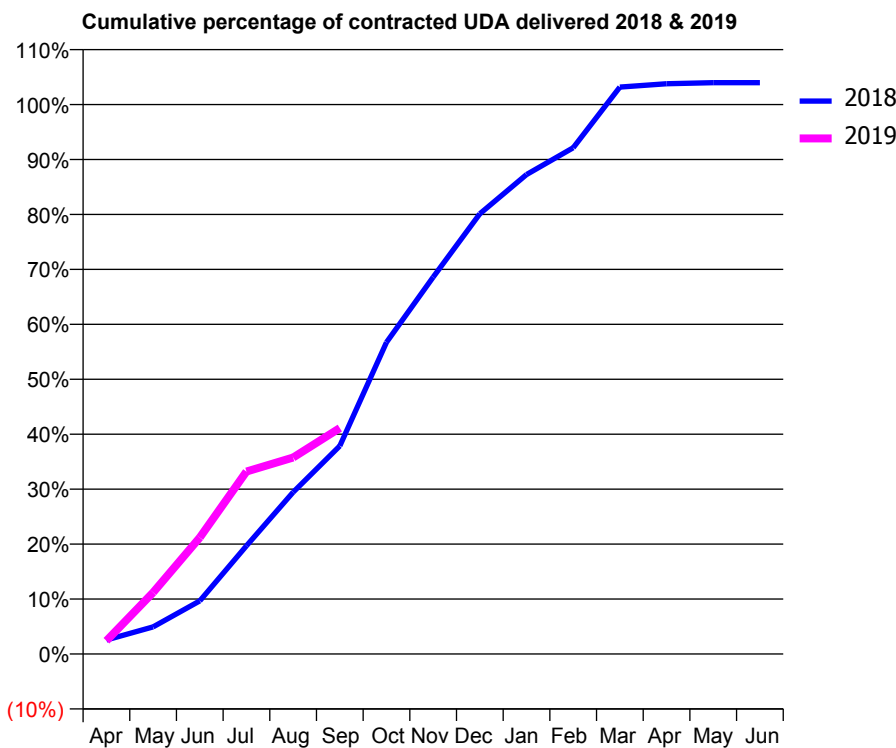
18/19 Contracted general activity (UDA)	3,492
Carry forward general activity (UDA)	-70
18/19 Contracted orthodontic activity (UOA)	0
Carry forward orthodontic activity (UOA)	0
Baseline contract value	£108,227.02

ACCESS*

Patients seen in 24 months	Total	Change since previous quarter
Quarter ending September 2017	1,470	
Quarter ending December 2017	1,511	↑
Quarter ending March 2018	1,519	→
Quarter ending June 2018	1,487	↓
Quarter ending September 2018	1,375	↓
Variance since September 2017	(6.5%)	↓



ACTIVITY



Adjusted Scheduled Activity (UDA)		
Month	2018	2019
April	89	85
May	173	391
June	338	740
July	688	1,160
August	1,028	1,249
September	1,322	1,436
October	1,981	
November	2,395	
December	2,798	
January	3,047	
February	3,217	
March	3,603	
April	3,624	
May	3,631	
June	3,631	

QUALITY

	Quantity	Base Number	Contract	AT	Region	England
% of FP17s for the same patient ID Re-attending within 3 months - Children	11	208	5.3%	9.9%	11.5%	11.6%
% of FP17s for the same patient ID Re-attending within 3 months - Adults	39	316	12.3%	15.6%	16.5%	15.5%
% of FP17s for the same patient ID Re-attending between 3 & 9 months - Children	88	208	42.3%	48.4%	48.5%	58.8%
% of FP17s for the same patient ID Re-attending between 3 & 9 months - Adults	88	316	27.8%	38.4%	39.1%	51.1%
% of FP17s for Band 1 Urgent Courses	83	500	16.6%	11.0%	10.6%	9.0%
% of FP17s Relating to Free Repair or Replacements	4	500	0.8%	0.5%	0.5%	0.8%
% of FP17s Relating to Continuations	0	500	0.0%	0.5%	0.7%	0.9%
% of Patients satisfied with the dentistry they have received	1	1	N/A	89.0%	90.5%	93.3%
% of Patients satisfied with the time they had to wait for an appointment	1	1	N/A	85.3%	85.1%	88.9%

* This is based on patients treated on this contract for their most recent course of treatment. Figures in italics indicate the base number of FP17s or Patient Questionnaire responses are less than 100. N/A is shown where the base number of responses is less than 10 during the period. % is calculated as Quantity/Base number*100

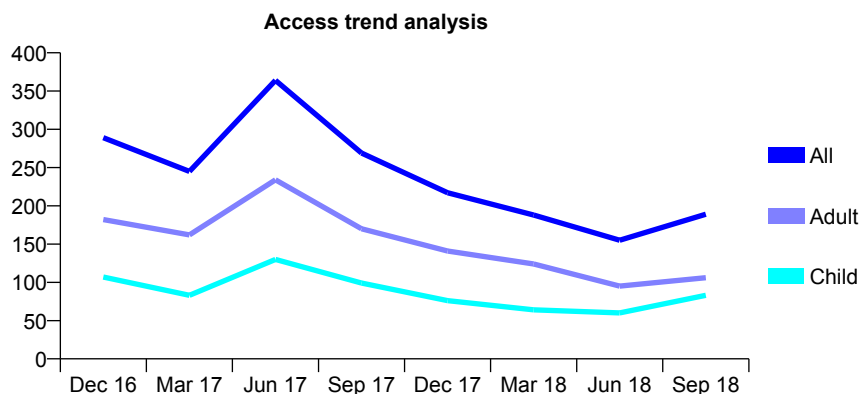
Q62 - Vital Signs At a Glance Contract Report for 852945/0002 - September 2018

Name or company name	Ahmed Al-Morhiby & P Soleymani Gilander
Contract type name	GDS Contract
Purpose of contract	General
Contract start date	01/12/2007
Contract end date	

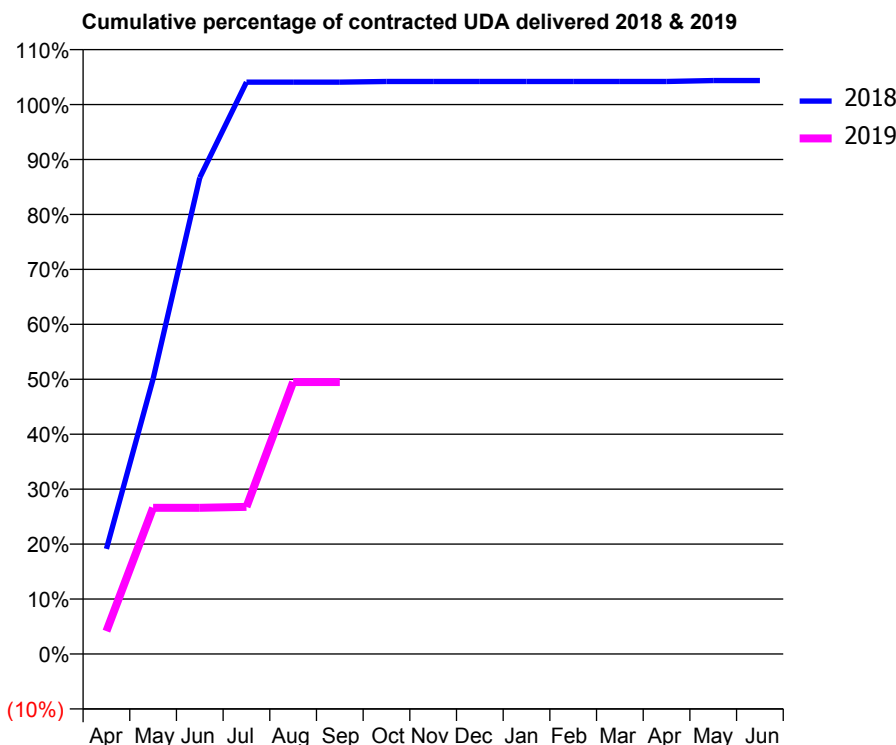
18/19 Contracted general activity (UDA)	700
Carry forward general activity (UDA)	-14
18/19 Contracted orthodontic activity (UOA)	0
Carry forward orthodontic activity (UOA)	0
Baseline contract value	£22,536.46

ACCESS*

Patients seen in 24 months	Total	Change since previous quarter
Quarter ending September 2017	269	
Quarter ending December 2017	217	↓
Quarter ending March 2018	188	↓
Quarter ending June 2018	155	↓
Quarter ending September 2018	189	↑
Variance since September 2017	(29.7%)	↓



ACTIVITY



Adjusted Scheduled Activity (UDA)		
Month	2018	2019
April	134	29
May	351	186
June	607	186
July	728	187
August	728	346
September	728	346
October	729	
November	729	
December	729	
January	729	
February	729	
March	729	
April	729	
May	731	
June	731	

QUALITY

	Quantity	Base Number	Contract	AT	Region	England
% of FP17s for the same patient ID Re-attending within 3 months - Children	0	63	0.0%	9.9%	11.5%	11.6%
% of FP17s for the same patient ID Re-attending within 3 months - Adults	0	63	0.0%	15.6%	16.5%	15.5%
% of FP17s for the same patient ID Re-attending between 3 & 9 months - Children	0	63	0.0%	48.4%	48.5%	58.8%
% of FP17s for the same patient ID Re-attending between 3 & 9 months - Adults	1	63	1.6%	38.4%	39.1%	51.1%
% of FP17s for Band 1 Urgent Courses	17	125	13.6%	11.0%	10.6%	9.0%
% of FP17s Relating to Free Repair or Replacements	0	125	0.0%	0.5%	0.5%	0.8%
% of FP17s Relating to Continuations	0	125	0.0%	0.5%	0.7%	0.9%
% of Patients satisfied with the dentistry they have received	0	0	N/A	89.0%	90.5%	93.3%
% of Patients satisfied with the time they had to wait for an appointment	0	0	N/A	85.3%	85.1%	88.9%

* This is based on patients treated on this contract for their most recent course of treatment. Figures in italics indicate the base number of FP17s or Patient Questionnaire responses are less than 100. N/A is shown where the base number of responses is less than 10 during the period. % is calculated as Quantity/Base number*100

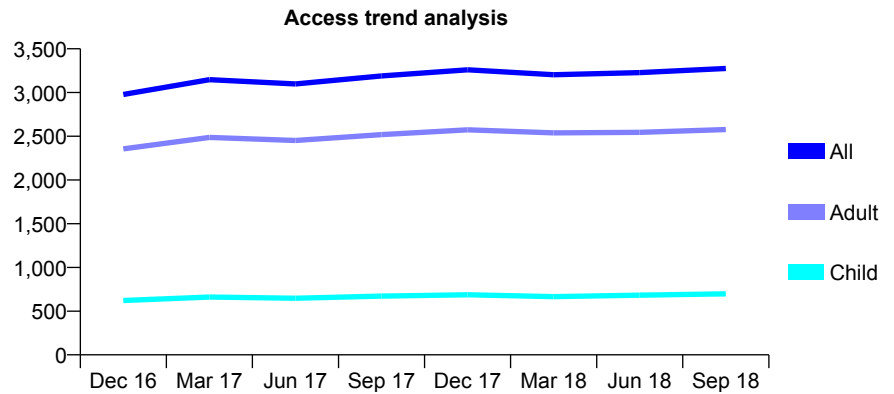
Q62 - Vital Signs At a Glance Contract Report for 857971/0001 - September 2018

Name or company name	MR I BAIC
Contract type name	GDS Contract
Purpose of contract	General
Contract start date	01/04/2006
Contract end date	

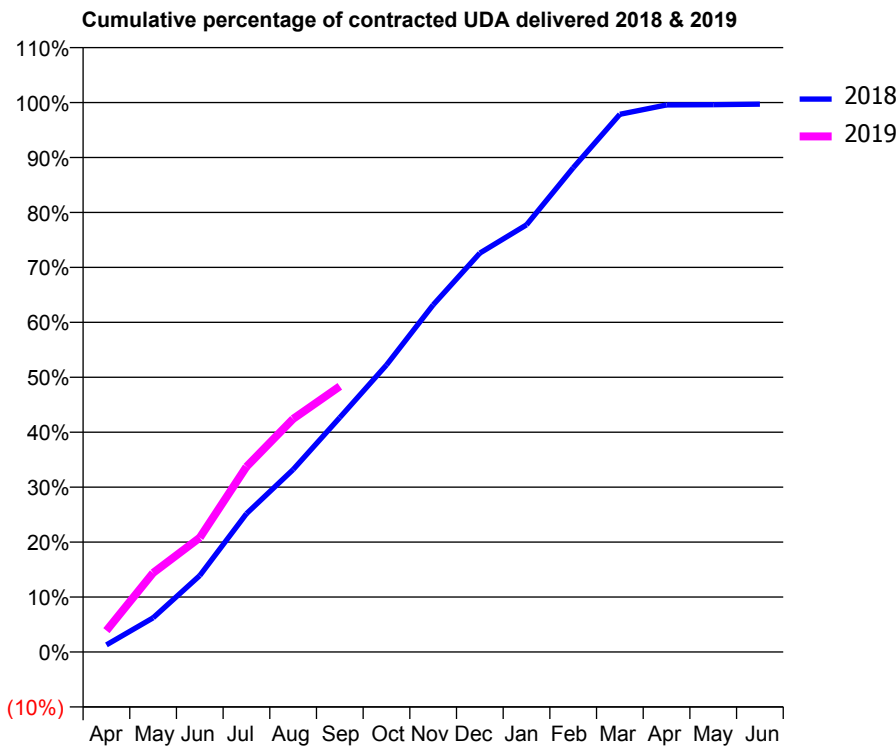
18/19 Contracted general activity (UDA)	9,225
Carry forward general activity (UDA)	29
18/19 Contracted orthodontic activity (UOA)	0
Carry forward orthodontic activity (UOA)	0
Baseline contract value	£268,410.09

ACCESS*

Patients seen in 24 months	Total	Change since previous quarter
Quarter ending September 2017	3,190	
Quarter ending December 2017	3,260	↑
Quarter ending March 2018	3,203	↓
Quarter ending June 2018	3,228	→
Quarter ending September 2018	3,275	→
Variance since September 2017	2.7%	↑



ACTIVITY



Month	Adjusted Scheduled Activity (UDA)	
	2018	2019
April	119	359
May	574	1,329
June	1,283	1,919
July	2,323	3,110
August	3,063	3,913
September	3,938	4,461
October	4,820	
November	5,829	
December	6,697	
January	7,171	
February	8,129	
March	9,028	
April	9,184	
May	9,188	
June	9,196	

QUALITY

	Quantity	Base Number	Contract	AT	Region	England
% of FP17s for the same patient ID Re-attending within 3 months - Children	49	432	11.3%	9.9%	11.5%	11.6%
% of FP17s for the same patient ID Re-attending within 3 months - Adults	327	1,453	22.5%	15.6%	16.5%	15.5%
% of FP17s for the same patient ID Re-attending between 3 & 9 months - Children	156	432	36.1%	48.4%	48.5%	58.8%
% of FP17s for the same patient ID Re-attending between 3 & 9 months - Adults	484	1,453	33.3%	38.4%	39.1%	51.1%
% of FP17s for Band 1 Urgent Courses	388	1,801	21.5%	11.0%	10.6%	9.0%
% of FP17s Relating to Free Repair or Replacements	2	1,801	0.1%	0.5%	0.5%	0.8%
% of FP17s Relating to Continuations	0	1,801	0.0%	0.5%	0.7%	0.9%
% of Patients satisfied with the dentistry they have received	1	1	N/A	89.0%	90.5%	93.3%
% of Patients satisfied with the time they had to wait for an appointment	1	1	N/A	85.3%	85.1%	88.9%

* This is based on patients treated on this contract for their most recent course of treatment. Figures in italics indicate the base number of FP17s or Patient Questionnaire responses are less than 100. N/A is shown where the base number of responses is less than 10 during the period. % is calculated as Quantity/Base number*100

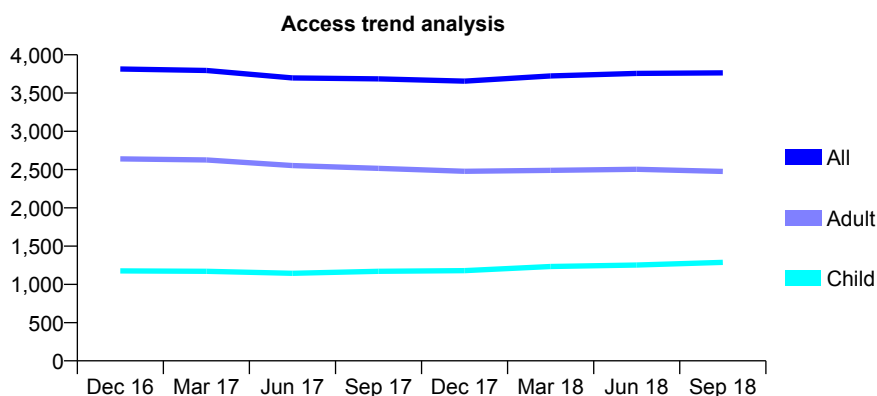
Q62 - Vital Signs At a Glance Contract Report for 862274/0001 - September 2018

Name or company name	MR D PATEL
Contract type name	GDS Contract
Purpose of contract	General
Contract start date	01/04/2008
Contract end date	

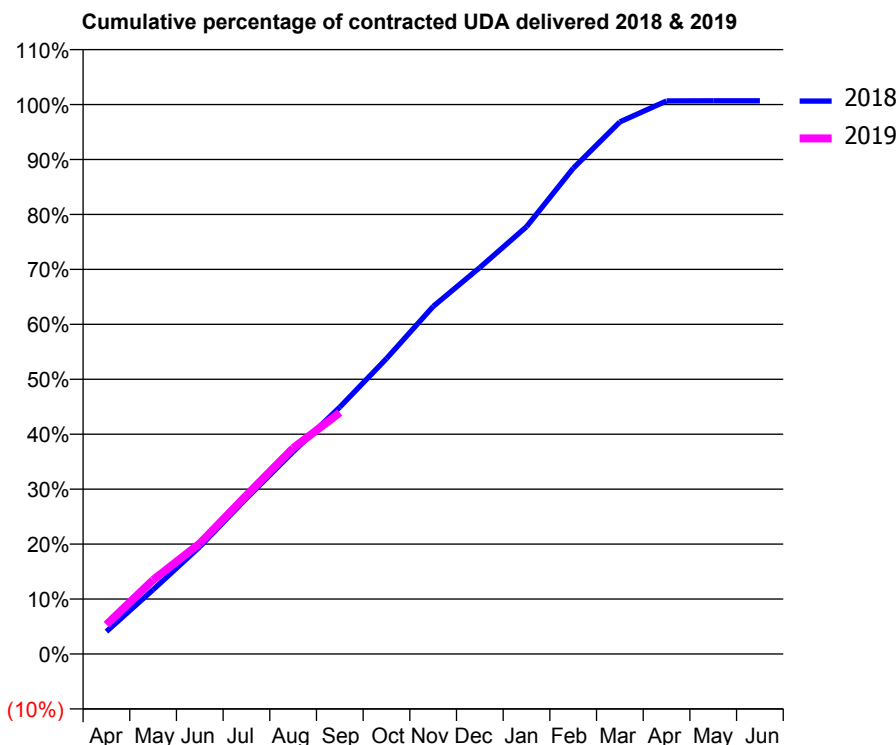
18/19 Contracted general activity (UDA)	12,778
Carry forward general activity (UDA)	-86
18/19 Contracted orthodontic activity (UOA)	0
Carry forward orthodontic activity (UOA)	0
Baseline contract value	£391,560.51

ACCESS*

Patients seen in 24 months	Total	Change since previous quarter
Quarter ending September 2017	3,686	
Quarter ending December 2017	3,656	→
Quarter ending March 2018	3,723	→
Quarter ending June 2018	3,756	→
Quarter ending September 2018	3,763	→
Variance since September 2017	2.1%	↑



ACTIVITY



Month	Adjusted Scheduled Activity (UDA)	
	2018	2019
April	522	683
May	1,497	1,723
June	2,496	2,573
July	3,619	3,693
August	4,703	4,790
September	5,741	5,613
October	6,869	
November	8,082	
December	8,987	
January	9,936	
February	11,295	
March	12,373	
April	12,862	
May	12,864	
June	12,864	

QUALITY

	Quantity	Base Number	Contract	AT	Region	England
% of FP17s for the same patient ID Re-attending within 3 months - Children	68	1,097	6.2%	9.9%	11.5%	11.6%
% of FP17s for the same patient ID Re-attending within 3 months - Adults	288	1,623	17.7%	15.6%	16.5%	15.5%
% of FP17s for the same patient ID Re-attending between 3 & 9 months - Children	736	1,097	67.1%	48.4%	48.5%	58.8%
% of FP17s for the same patient ID Re-attending between 3 & 9 months - Adults	735	1,623	45.3%	38.4%	39.1%	51.1%
% of FP17s for Band 1 Urgent Courses	365	2,552	14.3%	11.0%	10.6%	9.0%
% of FP17s Relating to Free Repair or Replacements	12	2,552	0.5%	0.5%	0.5%	0.8%
% of FP17s Relating to Continuations	3	2,552	0.1%	0.5%	0.7%	0.9%
% of Patients satisfied with the dentistry they have received	2	2	N/A	89.0%	90.5%	93.3%
% of Patients satisfied with the time they had to wait for an appointment	2	2	N/A	85.3%	85.1%	88.9%

* This is based on patients treated on this contract for their most recent course of treatment. Figures in italics indicate the base number of FP17s or Patient Questionnaire responses are less than 100. N/A is shown where the base number of responses is less than 10 during the period. % is calculated as Quantity/Base number*100

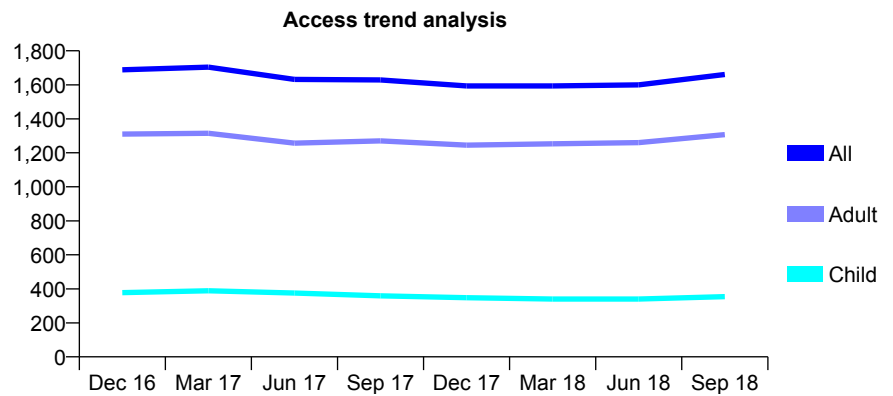
Q62 - Vital Signs At a Glance Contract Report for 886971/0001 - September 2018

Name or company name	MR AK SACHDEV
Contract type name	GDS Contract
Purpose of contract	General
Contract start date	01/04/2006
Contract end date	

18/19 Contracted general activity (UDA)	6,645
Carry forward general activity (UDA)	-133
18/19 Contracted orthodontic activity (UOA)	0
Carry forward orthodontic activity (UOA)	0
Baseline contract value	£187,326.84

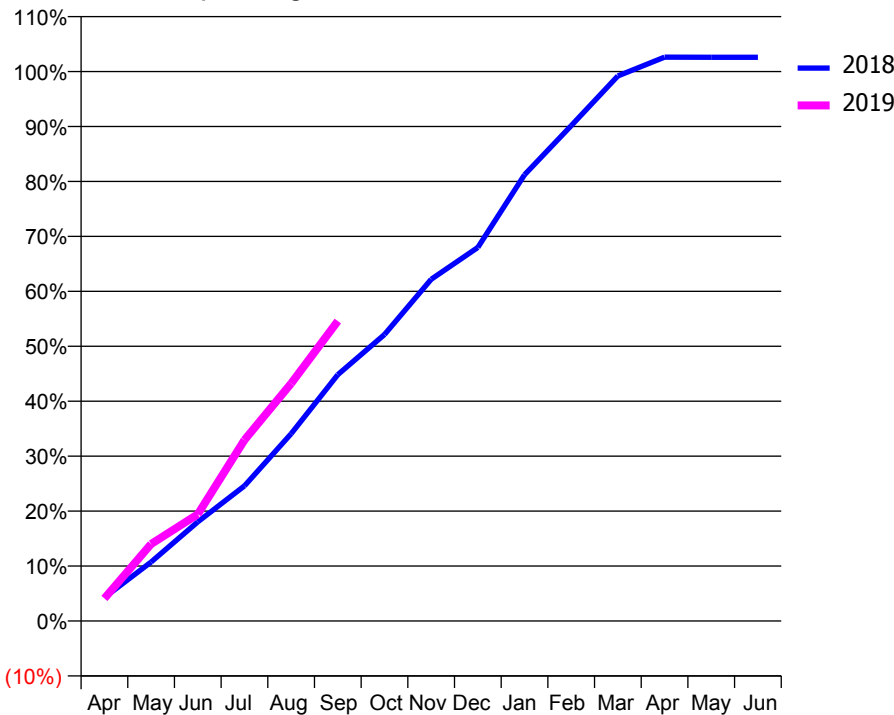
ACCESS*

Patients seen in 24 months	Total	Change since previous quarter
Quarter ending September 2017	1,629	
Quarter ending December 2017	1,593	↓
Quarter ending March 2018	1,593	→
Quarter ending June 2018	1,600	→
Quarter ending September 2018	1,661	↑
Variance since September 2017	2.0%	→



ACTIVITY

Cumulative percentage of contracted UDA delivered 2018 & 2019



Month	Adjusted Scheduled Activity (UDA)	
	2018	2019
April	285	273
May	713	932
June	1,198	1,291
July	1,634	2,189
August	2,265	2,873
September	2,980	3,627
October	3,465	
November	4,133	
December	4,518	
January	5,396	
February	5,990	
March	6,591	
April	6,819	
May	6,818	
June	6,818	

QUALITY

	Quantity	Base Number	Contract	AT	Region	England
% of FP17s for the same patient ID Re-attending within 3 months - Children	1	208	0.5%	9.9%	11.5%	11.6%
% of FP17s for the same patient ID Re-attending within 3 months - Adults	4	602	0.7%	15.6%	16.5%	15.5%
% of FP17s for the same patient ID Re-attending between 3 & 9 months - Children	66	208	31.7%	48.4%	48.5%	58.8%
% of FP17s for the same patient ID Re-attending between 3 & 9 months - Adults	172	602	28.6%	38.4%	39.1%	51.1%
% of FP17s for Band 1 Urgent Courses	19	756	2.5%	11.0%	10.6%	9.0%
% of FP17s Relating to Free Repair or Replacements	0	756	0.0%	0.5%	0.5%	0.8%
% of FP17s Relating to Continuations	0	756	0.0%	0.5%	0.7%	0.9%
% of Patients satisfied with the dentistry they have received	7	7	N/A	89.0%	90.5%	93.3%
% of Patients satisfied with the time they had to wait for an appointment	7	7	N/A	85.3%	85.1%	88.9%

* This is based on patients treated on this contract for their most recent course of treatment. Figures in italics indicate the base number of FP17s or Patient Questionnaire responses are less than 100. N/A is shown where the base number of responses is less than 10 during the period. % is calculated as Quantity/Base number*100

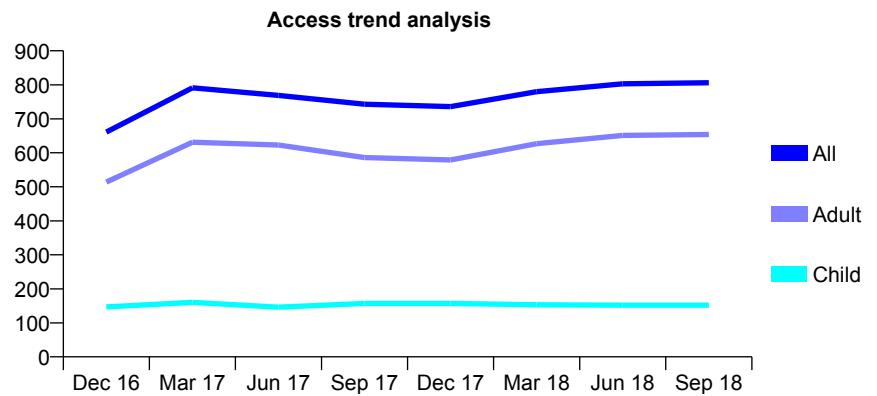
Q62 - Vital Signs At a Glance Contract Report for 887536/0001 - September 2018

Name or company name	MR AR PATEL
Contract type name	GDS Contract
Purpose of contract	General
Contract start date	01/04/2015
Contract end date	

18/19 Contracted general activity (UDA)	1,838
Carry forward general activity (UDA)	1
18/19 Contracted orthodontic activity (UOA)	0
Carry forward orthodontic activity (UOA)	0
Baseline contract value	£57,678.02

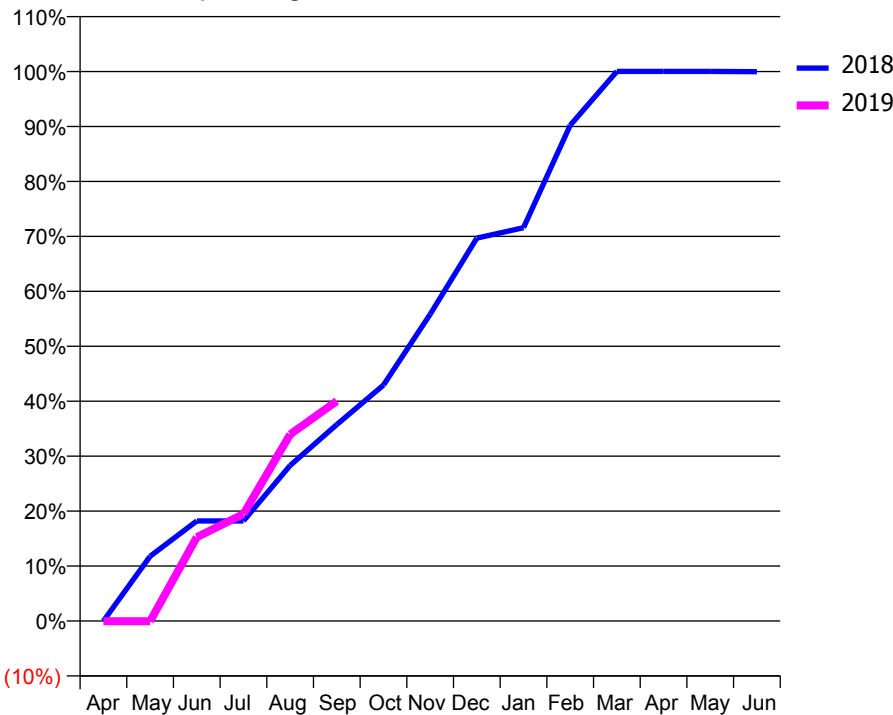
ACCESS*

Patients seen in 24 months	Total	Change since previous quarter
Quarter ending September 2017	743	
Quarter ending December 2017	736	→
Quarter ending March 2018	780	↑
Quarter ending June 2018	803	↑
Quarter ending September 2018	806	→
Variance since September 2017	8.5%	↑



ACTIVITY

Cumulative percentage of contracted UDA delivered 2018 & 2019



Month	Adjusted Scheduled Activity (UDA)	
	2018	2019
April	0	-1
May	216	-1
June	335	280
July	335	358
August	520	624
September	657	736
October	789	
November	1,026	
December	1,281	
January	1,316	
February	1,658	
March	1,838	
April	1,838	
May	1,838	
June	1,837	

QUALITY

	Quantity	Base Number	Contract	AT	Region	England
% of FP17s for the same patient ID Re-attending within 3 months - Children	3	68	4.4%	9.9%	11.5%	11.6%
% of FP17s for the same patient ID Re-attending within 3 months - Adults	22	194	11.3%	15.6%	16.5%	15.5%
% of FP17s for the same patient ID Re-attending between 3 & 9 months - Children	27	68	39.7%	48.4%	48.5%	58.8%
% of FP17s for the same patient ID Re-attending between 3 & 9 months - Adults	50	194	25.8%	38.4%	39.1%	51.1%
% of FP17s for Band 1 Urgent Courses	14	263	5.3%	11.0%	10.6%	9.0%
% of FP17s Relating to Free Repair or Replacements	4	263	1.5%	0.5%	0.5%	0.8%
% of FP17s Relating to Continuations	1	263	0.4%	0.5%	0.7%	0.9%
% of Patients satisfied with the dentistry they have received	1	1	N/A	89.0%	90.5%	93.3%
% of Patients satisfied with the time they had to wait for an appointment	1	1	N/A	85.3%	85.1%	88.9%

* This is based on patients treated on this contract for their most recent course of treatment. Figures in italics indicate the base number of FP17s or Patient Questionnaire responses are less than 100. N/A is shown where the base number of responses is less than 10 during the period. % is calculated as Quantity/Base number*100

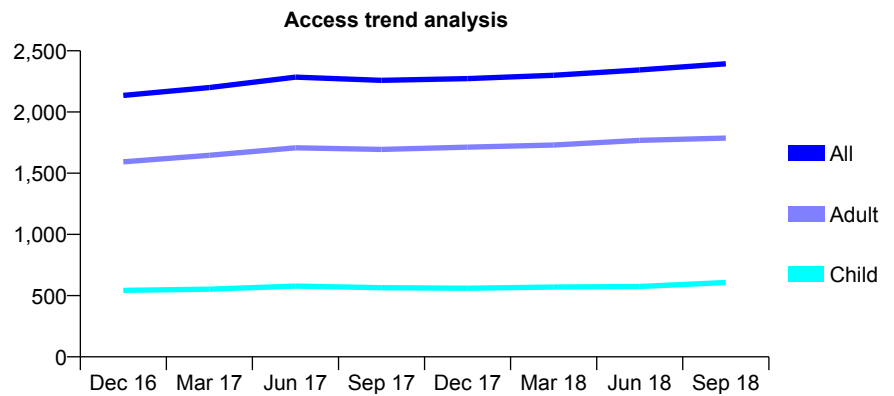
Q62 - Vital Signs At a Glance Contract Report for 888869/0002 - September 2018

Name or company name	VAS Partnership
Contract type name	GDS Contract
Purpose of contract	General
Contract start date	01/06/2011
Contract end date	

18/19 Contracted general activity (UDA)	5,346
Carry forward general activity (UDA)	0
18/19 Contracted orthodontic activity (UOA)	0
Carry forward orthodontic activity (UOA)	0
Baseline contract value	£186,045.58

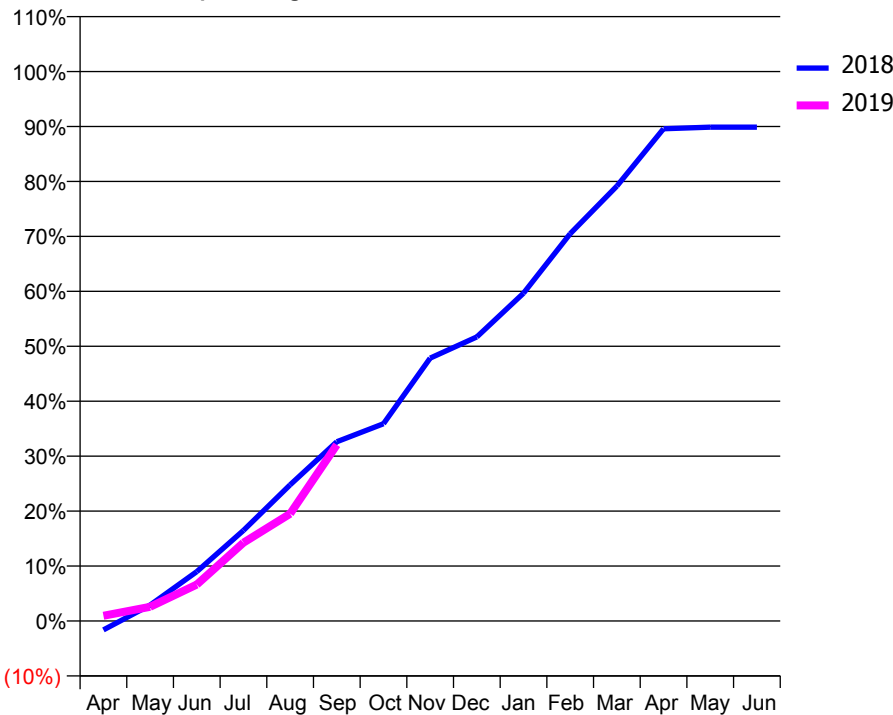
ACCESS*

Patients seen in 24 months	Total	Change since previous quarter
Quarter ending September 2017	2,259	
Quarter ending December 2017	2,273	→
Quarter ending March 2018	2,300	→
Quarter ending June 2018	2,344	→
Quarter ending September 2018	2,394	↑
Variance since September 2017	6.0%	↑



ACTIVITY

Cumulative percentage of contracted UDA delivered 2018 & 2019



Month	Adjusted Scheduled Activity (UDA)	
	2018	2019
April	-88	51
May	155	139
June	480	354
July	882	762
August	1,325	1,044
September	1,744	1,714
October	1,919	
November	2,558	
December	2,764	
January	3,189	
February	3,768	
March	4,231	
April	4,788	
May	4,804	
June	4,804	

QUALITY

	Quantity	Base Number	Contract	AT	Region	England
% of FP17s for the same patient ID Re-attending within 3 months - Children	22	280	7.9%	9.9%	11.5%	11.6%
% of FP17s for the same patient ID Re-attending within 3 months - Adults	107	753	14.2%	15.6%	16.5%	15.5%
% of FP17s for the same patient ID Re-attending between 3 & 9 months - Children	67	280	23.9%	48.4%	48.5%	58.8%
% of FP17s for the same patient ID Re-attending between 3 & 9 months - Adults	148	753	19.7%	38.4%	39.1%	51.1%
% of FP17s for Band 1 Urgent Courses	204	835	24.4%	11.0%	10.6%	9.0%
% of FP17s Relating to Free Repair or Replacements	1	835	0.1%	0.5%	0.5%	0.8%
% of FP17s Relating to Continuations	14	835	1.7%	0.5%	0.7%	0.9%
% of Patients satisfied with the dentistry they have received	1	1	N/A	89.0%	90.5%	93.3%
% of Patients satisfied with the time they had to wait for an appointment	1	1	N/A	85.3%	85.1%	88.9%

* This is based on patients treated on this contract for their most recent course of treatment. Figures in italics indicate the base number of FP17s or Patient Questionnaire responses are less than 100. N/A is shown where the base number of responses is less than 10 during the period. % is calculated as Quantity/Base number*100

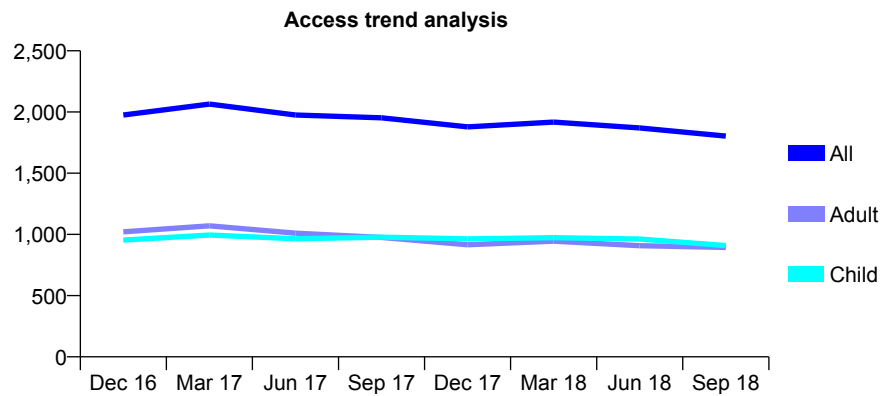
Q62 - Vital Signs At a Glance Contract Report for 890421/0002 - September 2018

Name or company name	MS M TADAION
Contract type name	GDS Contract
Purpose of contract	General
Contract start date	01/11/2013
Contract end date	

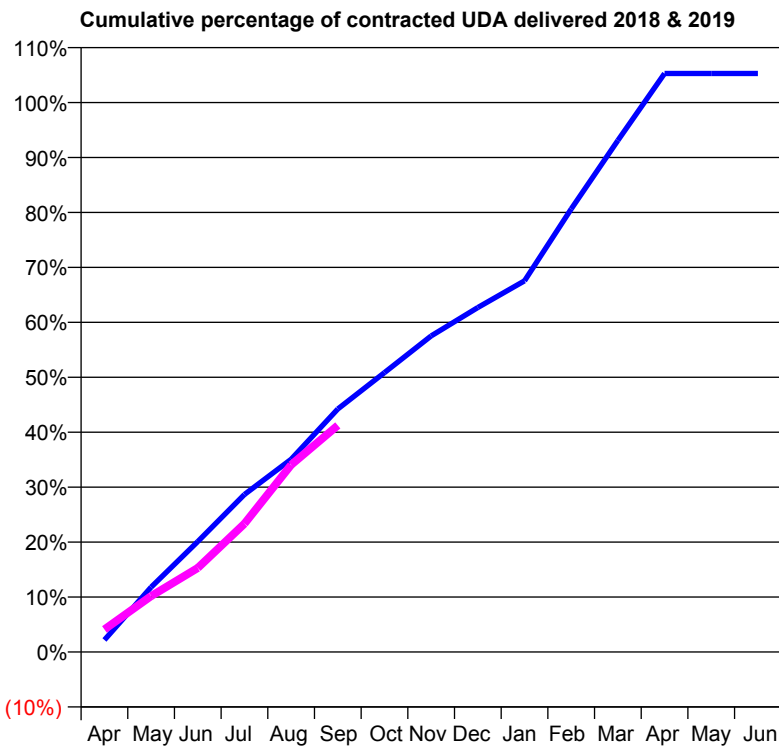
18/19 Contracted general activity (UDA)	5,845
Carry forward general activity (UDA)	-117
18/19 Contracted orthodontic activity (UOA)	0
Carry forward orthodontic activity (UOA)	0
Baseline contract value	£175,912.22

ACCESS*

Patients seen in 24 months	Total	Change since previous quarter
Quarter ending September 2017	1,953	
Quarter ending December 2017	1,879	↓
Quarter ending March 2018	1,918	↑
Quarter ending June 2018	1,870	↓
Quarter ending September 2018	1,803	↓
Variance since September 2017	(7.7%)	↓



ACTIVITY



Month	Adjusted Scheduled Activity (UDA)	
	2018	2019
April	129	241
May	690	595
June	1,175	894
July	1,676	1,366
August	2,050	1,990
September	2,585	2,411
October	2,972	
November	3,363	
December	3,665	
January	3,949	
February	4,713	
March	5,442	
April	6,154	
May	6,154	
June	6,154	

QUALITY

	Quantity	Base Number	Contract	AT	Region	England
% of FP17s for the same patient ID Re-attending within 3 months - Children	49	514	9.5%	9.9%	11.5%	11.6%
% of FP17s for the same patient ID Re-attending within 3 months - Adults	45	363	12.4%	15.6%	16.5%	15.5%
% of FP17s for the same patient ID Re-attending between 3 & 9 months - Children	180	514	35.0%	48.4%	48.5%	58.8%
% of FP17s for the same patient ID Re-attending between 3 & 9 months - Adults	80	363	22.0%	38.4%	39.1%	51.1%
% of FP17s for Band 1 Urgent Courses	61	730	8.4%	11.0%	10.6%	9.0%
% of FP17s Relating to Free Repair or Replacements	0	730	0.0%	0.5%	0.5%	0.8%
% of FP17s Relating to Continuations	0	730	0.0%	0.5%	0.7%	0.9%
% of Patients satisfied with the dentistry they have received	1	1	N/A	89.0%	90.5%	93.3%
% of Patients satisfied with the time they had to wait for an appointment	1	1	N/A	85.3%	85.1%	88.9%

* This is based on patients treated on this contract for their most recent course of treatment. Figures in italics indicate the base number of FP17s or Patient Questionnaire responses are less than 100. N/A is shown where the base number of responses is less than 10 during the period. % is calculated as Quantity/Base number*100

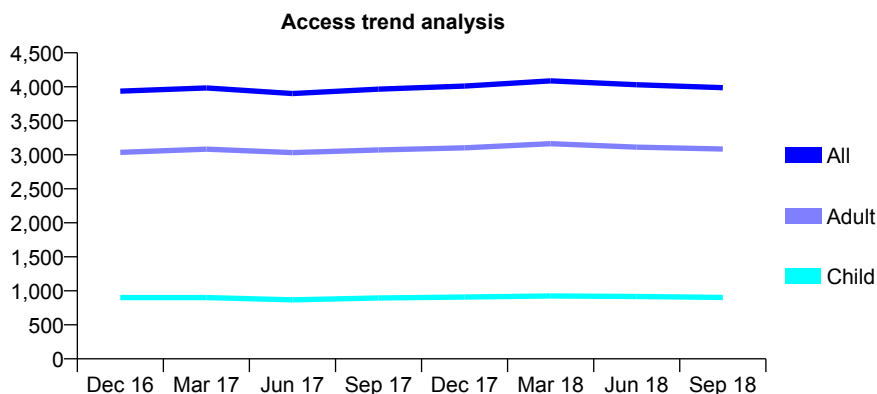
Q62 - Vital Signs At a Glance Contract Report for 890952/0001 - September 2018

Name or company name	M Clarke and L Marnitz
Contract type name	GDS Contract
Purpose of contract	General
Contract start date	01/04/2006
Contract end date	

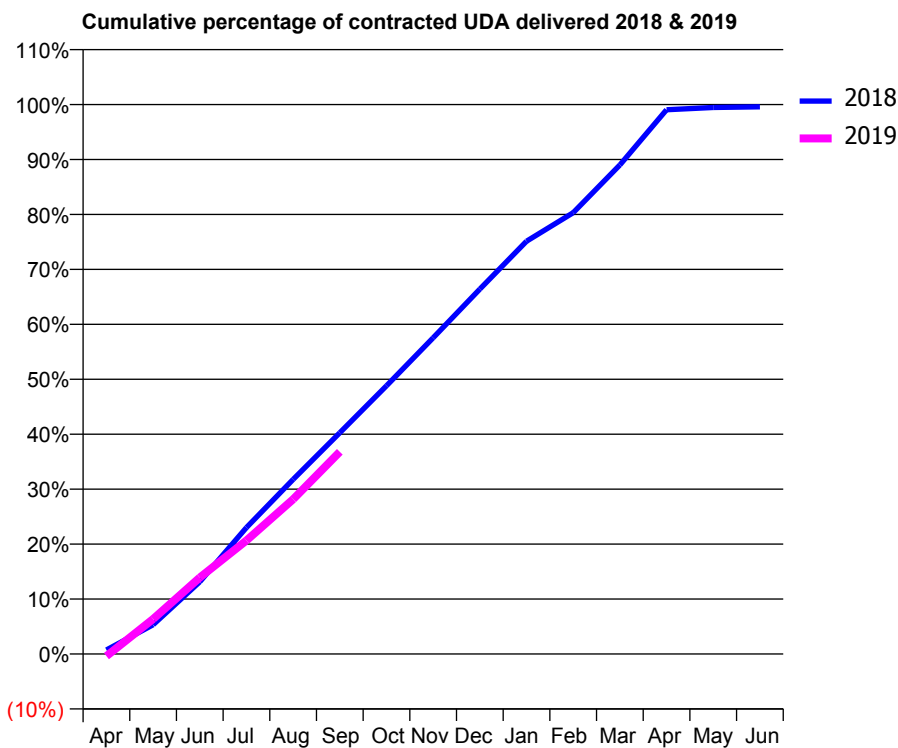
18/19 Contracted general activity (UDA)	11,271
Carry forward general activity (UDA)	46
18/19 Contracted orthodontic activity (UOA)	0
Carry forward orthodontic activity (UOA)	0
Baseline contract value	£346,334.07

ACCESS*

Patients seen in 24 months	Total	Change since previous quarter
Quarter ending September 2017	3,966	
Quarter ending December 2017	4,011	→
Quarter ending March 2018	4,088	→
Quarter ending June 2018	4,030	↓
Quarter ending September 2018	3,987	↓
Variance since September 2017	0.5%	→



ACTIVITY



Adjusted Scheduled Activity (UDA)		
Month	2018	2019
April	83	-46
May	601	718
June	1,481	1,569
July	2,594	2,328
August	3,583	3,174
September	4,539	4,147
October	5,503	
November	6,486	
December	7,485	
January	8,467	
February	9,052	
March	10,030	
April	11,163	
May	11,211	
June	11,225	

QUALITY

	Quantity	Base Number	Contract	AT	Region	England
% of FP17s for the same patient ID Re-attending within 3 months - Children	34	596	5.7%	9.9%	11.5%	11.6%
% of FP17s for the same patient ID Re-attending within 3 months - Adults	253	1,852	13.7%	15.6%	16.5%	15.5%
% of FP17s for the same patient ID Re-attending between 3 & 9 months - Children	320	596	53.7%	48.4%	48.5%	58.8%
% of FP17s for the same patient ID Re-attending between 3 & 9 months - Adults	771	1,852	41.6%	38.4%	39.1%	51.1%
% of FP17s for Band 1 Urgent Courses	187	1,947	9.6%	11.0%	10.6%	9.0%
% of FP17s Relating to Free Repair or Replacements	17	1,947	0.9%	0.5%	0.5%	0.8%
% of FP17s Relating to Continuations	23	1,947	1.2%	0.5%	0.7%	0.9%
% of Patients satisfied with the dentistry they have received	2	2	N/A	89.0%	90.5%	93.3%
% of Patients satisfied with the time they had to wait for an appointment	2	2	N/A	85.3%	85.1%	88.9%

* This is based on patients treated on this contract for their most recent course of treatment. Figures in italics indicate the base number of FP17s or Patient Questionnaire responses are less than 100. N/A is shown where the base number of responses is less than 10 during the period. % is calculated as Quantity/Base number*100

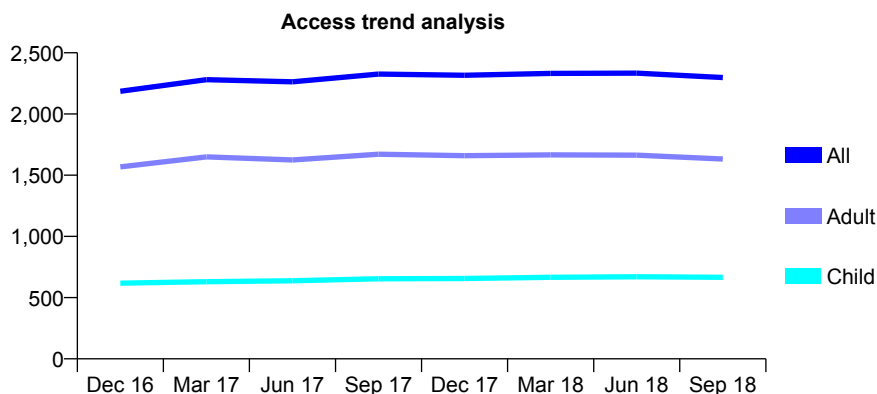
Q62 - Vital Signs At a Glance Contract Report for 899798/0005 - September 2018

Name or company name	Mr R L Shah & Dr S Shah
Contract type name	GDS Contract
Purpose of contract	General
Contract start date	01/03/2011
Contract end date	

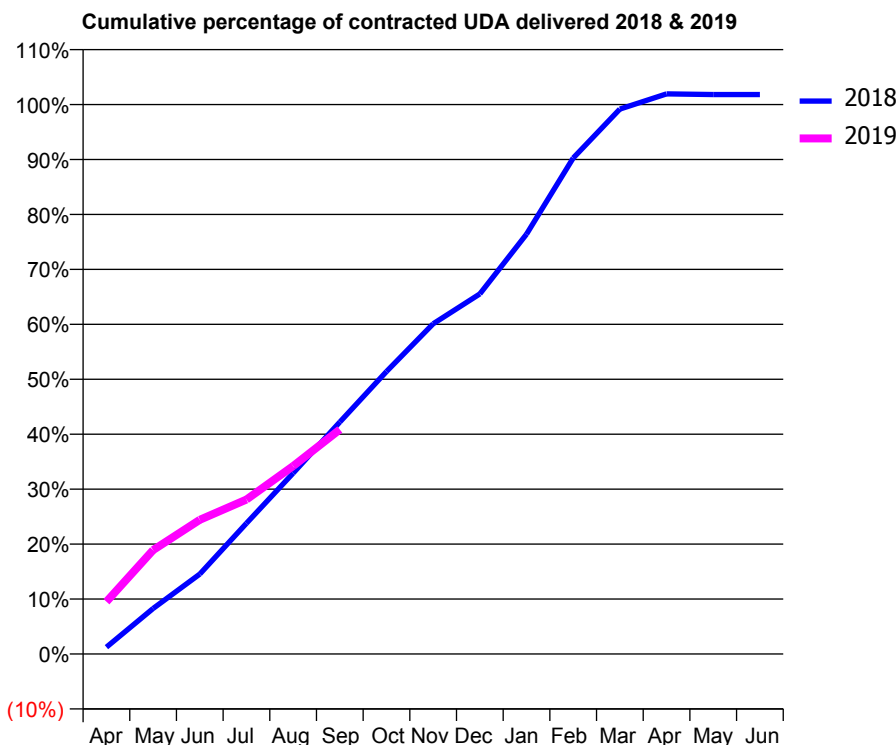
18/19 Contracted general activity (UDA)	5,166
Carry forward general activity (UDA)	-94
18/19 Contracted orthodontic activity (UOA)	0
Carry forward orthodontic activity (UOA)	0
Baseline contract value	£149,763.70

ACCESS*

Patients seen in 24 months	Total	Change since previous quarter
Quarter ending September 2017	2,326	
Quarter ending December 2017	2,316	→
Quarter ending March 2018	2,332	→
Quarter ending June 2018	2,334	→
Quarter ending September 2018	2,298	↓
Variance since September 2017	(1.2%)	↓



ACTIVITY



Month	Adjusted Scheduled Activity (UDA)	
	2018	2019
April	64	492
May	428	977
June	751	1,261
July	1,229	1,452
August	1,701	1,768
September	2,181	2,111
October	2,656	
November	3,105	
December	3,386	
January	3,947	
February	4,663	
March	5,123	
April	5,266	
May	5,260	
June	5,260	

QUALITY

	Quantity	Base Number	Contract	AT	Region	England
% of FP17s for the same patient ID Re-attending within 3 months - Children	11	323	3.4%	9.9%	11.5%	11.6%
% of FP17s for the same patient ID Re-attending within 3 months - Adults	74	723	10.2%	15.6%	16.5%	15.5%
% of FP17s for the same patient ID Re-attending between 3 & 9 months - Children	168	323	52.0%	48.4%	48.5%	58.8%
% of FP17s for the same patient ID Re-attending between 3 & 9 months - Adults	330	723	45.6%	38.4%	39.1%	51.1%
% of FP17s for Band 1 Urgent Courses	69	992	7.0%	11.0%	10.6%	9.0%
% of FP17s Relating to Free Repair or Replacements	8	992	0.8%	0.5%	0.5%	0.8%
% of FP17s Relating to Continuations	2	992	0.2%	0.5%	0.7%	0.9%
% of Patients satisfied with the dentistry they have received	0	0	N/A	89.0%	90.5%	93.3%
% of Patients satisfied with the time they had to wait for an appointment	0	0	N/A	85.3%	85.1%	88.9%

* This is based on patients treated on this contract for their most recent course of treatment. Figures in italics indicate the base number of FP17s or Patient Questionnaire responses are less than 100. N/A is shown where the base number of responses is less than 10 during the period. % is calculated as Quantity/Base number*100

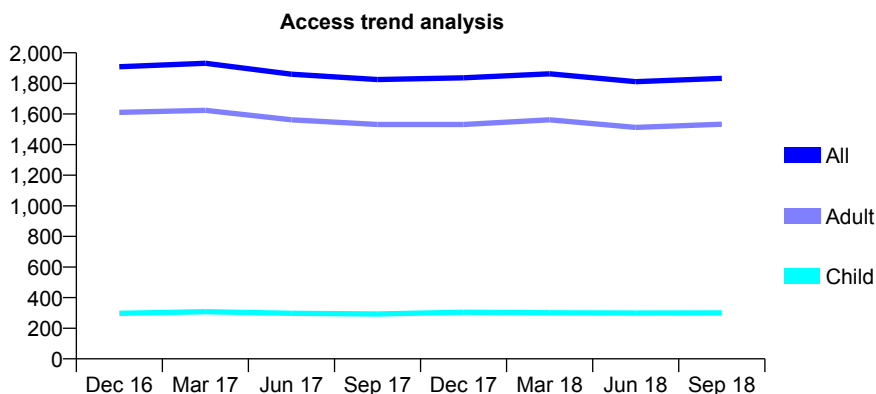
Q62 - Vital Signs At a Glance Contract Report for 906476/0001 - September 2018

Name or company name	Maria Maliderou
Contract type name	GDS Contract
Purpose of contract	General
Contract start date	01/04/2006
Contract end date	

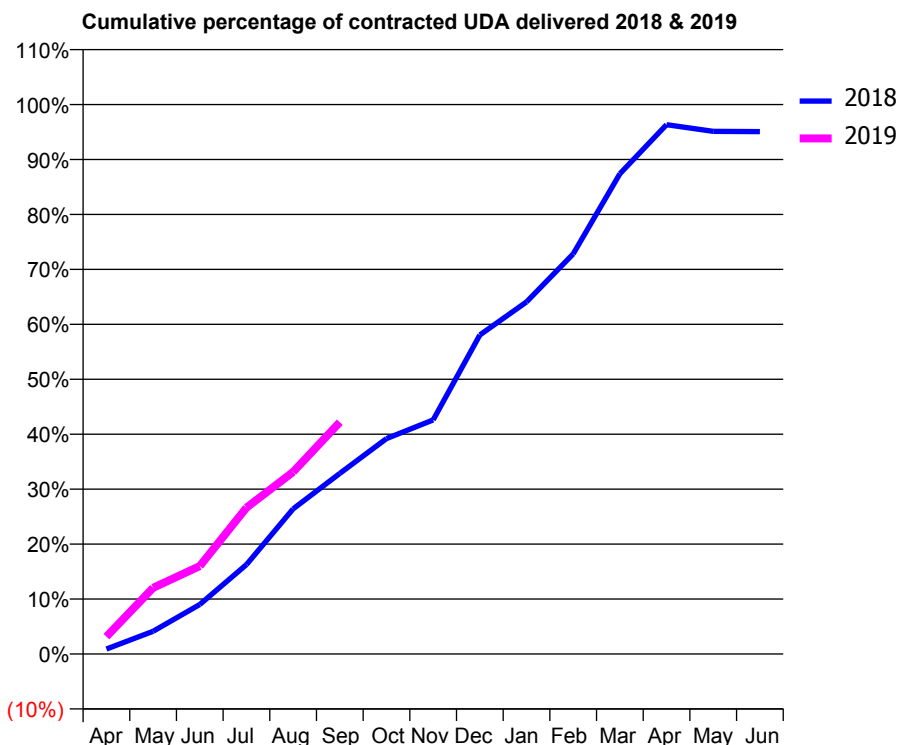
18/19 Contracted general activity (UDA)	8,062
Carry forward general activity (UDA)	0
18/19 Contracted orthodontic activity (UOA)	0
Carry forward orthodontic activity (UOA)	0
Baseline contract value	£260,334.20

ACCESS*

Patients seen in 24 months	Total	Change since previous quarter
Quarter ending September 2017	1,825	
Quarter ending December 2017	1,837	→
Quarter ending March 2018	1,863	→
Quarter ending June 2018	1,811	↓
Quarter ending September 2018	1,833	→
Variance since September 2017	0.4%	→



ACTIVITY



Month	Adjusted Scheduled Activity (UDA)	
	2018	2019
April	73	256
May	334	971
June	727	1,291
July	1,311	2,148
August	2,130	2,671
September	2,649	3,402
October	3,161	
November	3,434	
December	4,681	
January	5,166	
February	5,870	
March	7,046	
April	7,766	
May	7,668	
June	7,665	

QUALITY

	Quantity	Base Number	Contract	AT	Region	England
% of FP17s for the same patient ID Re-attending within 3 months - Children	14	201	7.0%	9.9%	11.5%	11.6%
% of FP17s for the same patient ID Re-attending within 3 months - Adults	155	1,027	15.1%	15.6%	16.5%	15.5%
% of FP17s for the same patient ID Re-attending between 3 & 9 months - Children	95	201	47.3%	48.4%	48.5%	58.8%
% of FP17s for the same patient ID Re-attending between 3 & 9 months - Adults	534	1,027	52.0%	38.4%	39.1%	51.1%
% of FP17s for Band 1 Urgent Courses	75	1,090	6.9%	11.0%	10.6%	9.0%
% of FP17s Relating to Free Repair or Replacements	9	1,090	0.8%	0.5%	0.5%	0.8%
% of FP17s Relating to Continuations	2	1,090	0.2%	0.5%	0.7%	0.9%
% of Patients satisfied with the dentistry they have received	5	5	N/A	89.0%	90.5%	93.3%
% of Patients satisfied with the time they had to wait for an appointment	5	5	N/A	85.3%	85.1%	88.9%

* This is based on patients treated on this contract for their most recent course of treatment. Figures in italics indicate the base number of FP17s or Patient Questionnaire responses are less than 100. N/A is shown where the base number of responses is less than 10 during the period. % is calculated as Quantity/Base number*100

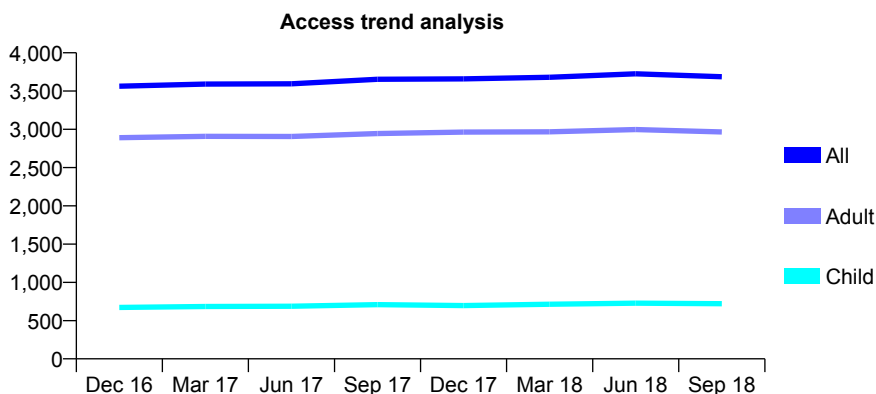
Q62 - Vital Signs At a Glance Contract Report for 908479/0001 - September 2018

Name or company name	MR JE ASQUITH
Contract type name	GDS Contract
Purpose of contract	General
Contract start date	01/04/2006
Contract end date	

18/19 Contracted general activity (UDA)	10,980
Carry forward general activity (UDA)	-220
18/19 Contracted orthodontic activity (UOA)	0
Carry forward orthodontic activity (UOA)	0
Baseline contract value	£256,493.07

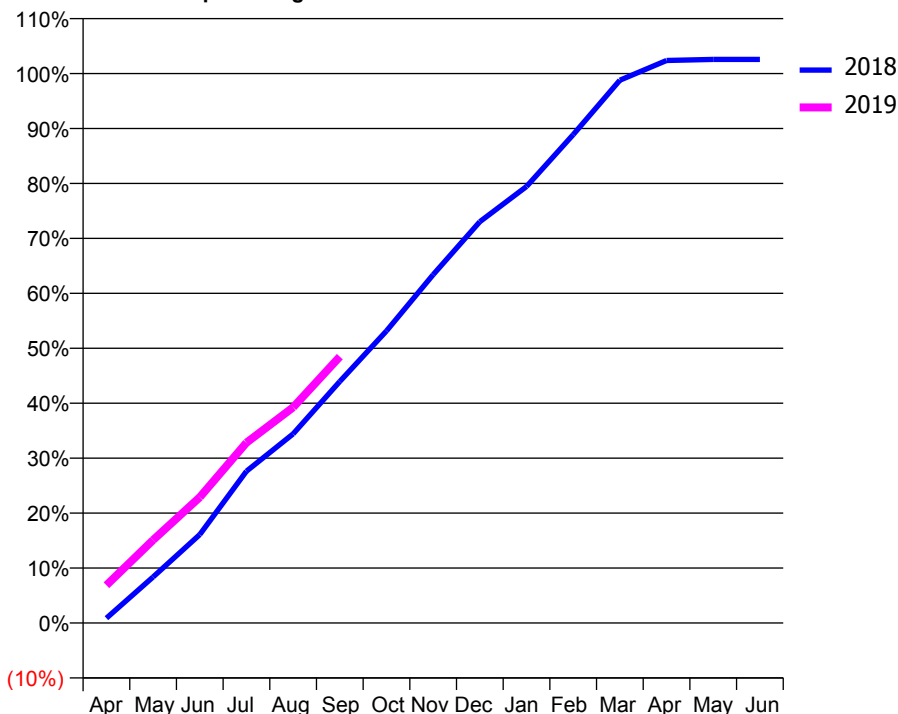
ACCESS*

Patients seen in 24 months	Total	Change since previous quarter
Quarter ending September 2017	3,654	
Quarter ending December 2017	3,659	→
Quarter ending March 2018	3,681	→
Quarter ending June 2018	3,725	→
Quarter ending September 2018	3,687	↓
Variance since September 2017	0.9%	→



ACTIVITY

Cumulative percentage of contracted UDA delivered 2018 & 2019



Adjusted Scheduled Activity (UDA)

Month	2018	2019
April	98	754
May	921	1,658
June	1,769	2,513
July	3,034	3,604
August	3,780	4,311
September	4,826	5,321
October	5,838	
November	6,961	
December	8,019	
January	8,721	
February	9,759	
March	10,847	
April	11,241	
May	11,262	
June	11,262	

QUALITY

	Quantity	Base Number	Contract	AT	Region	England
% of FP17s for the same patient ID Re-attending within 3 months - Children	17	445	3.8%	9.9%	11.5%	11.6%
% of FP17s for the same patient ID Re-attending within 3 months - Adults	223	1,874	11.9%	15.6%	16.5%	15.5%
% of FP17s for the same patient ID Re-attending between 3 & 9 months - Children	187	445	42.0%	48.4%	48.5%	58.8%
% of FP17s for the same patient ID Re-attending between 3 & 9 months - Adults	863	1,874	46.1%	38.4%	39.1%	51.1%
% of FP17s for Band 1 Urgent Courses	197	2,144	9.2%	11.0%	10.6%	9.0%
% of FP17s Relating to Free Repair or Replacements	34	2,144	1.6%	0.5%	0.5%	0.8%
% of FP17s Relating to Continuations	6	2,144	0.3%	0.5%	0.7%	0.9%
% of Patients satisfied with the dentistry they have received	1	1	N/A	89.0%	90.5%	93.3%
% of Patients satisfied with the time they had to wait for an appointment	1	1	N/A	85.3%	85.1%	88.9%

* This is based on patients treated on this contract for their most recent course of treatment. Figures in italics indicate the base number of FP17s or Patient Questionnaire responses are less than 100. N/A is shown where the base number of responses is less than 10 during the period. % is calculated as Quantity/Base number*100

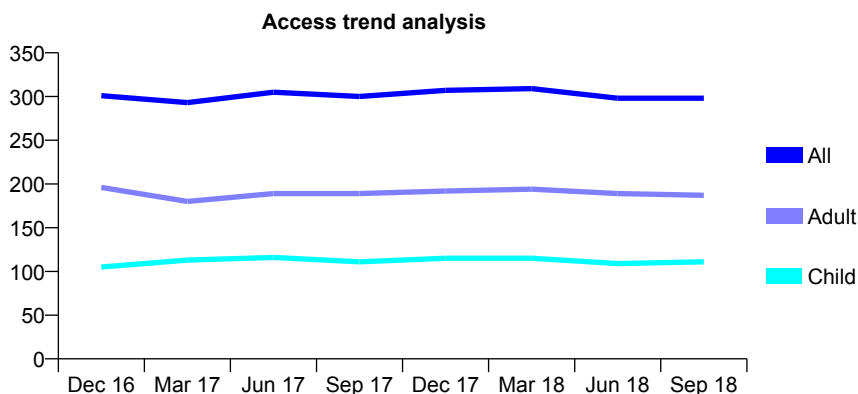
Q62 - Vital Signs At a Glance Contract Report for 909114/0001 - September 2018

Name or company name	MR PA CASPERSONN
Contract type name	GDS Contract
Purpose of contract	General
Contract start date	01/04/2006
Contract end date	

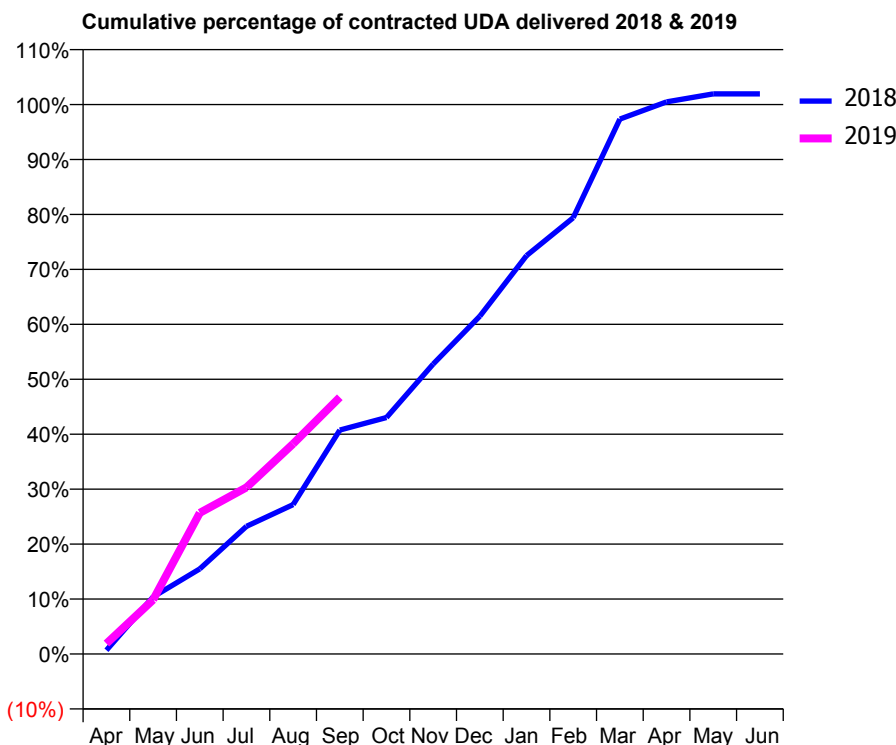
18/19 Contracted general activity (UDA)	1,725
Carry forward general activity (UDA)	-33
18/19 Contracted orthodontic activity (UOA)	0
Carry forward orthodontic activity (UOA)	0
Baseline contract value	£54,812.42

ACCESS*

Patients seen in 24 months	Total	Change since previous quarter
Quarter ending September 2017	300	
Quarter ending December 2017	307	↑
Quarter ending March 2018	309	→
Quarter ending June 2018	298	↓
Quarter ending September 2018	298	→
Variance since September 2017	(0.7%)	→



ACTIVITY



Month	Adjusted Scheduled Activity (UDA)	
	2018	2019
April	12	33
May	179	170
June	267	443
July	401	523
August	469	660
September	703	806
October	742	
November	910	
December	1,060	
January	1,250	
February	1,369	
March	1,679	
April	1,733	
May	1,758	
June	1,758	

QUALITY

	Quantity	Base Number	Contract	AT	Region	England
% of FP17s for the same patient ID Re-attending within 3 months - Children	3	62	4.8%	9.9%	11.5%	11.6%
% of FP17s for the same patient ID Re-attending within 3 months - Adults	24	114	21.1%	15.6%	16.5%	15.5%
% of FP17s for the same patient ID Re-attending between 3 & 9 months - Children	38	62	61.3%	48.4%	48.5%	58.8%
% of FP17s for the same patient ID Re-attending between 3 & 9 months - Adults	54	114	47.4%	38.4%	39.1%	51.1%
% of FP17s for Band 1 Urgent Courses	0	160	0.0%	11.0%	10.6%	9.0%
% of FP17s Relating to Free Repair or Replacements	0	160	0.0%	0.5%	0.5%	0.8%
% of FP17s Relating to Continuations	0	160	0.0%	0.5%	0.7%	0.9%
% of Patients satisfied with the dentistry they have received	1	1	N/A	89.0%	90.5%	93.3%
% of Patients satisfied with the time they had to wait for an appointment	1	1	N/A	85.3%	85.1%	88.9%

* This is based on patients treated on this contract for their most recent course of treatment. Figures in italics indicate the base number of FP17s or Patient Questionnaire responses are less than 100. N/A is shown where the base number of responses is less than 10 during the period. % is calculated as Quantity/Base number*100

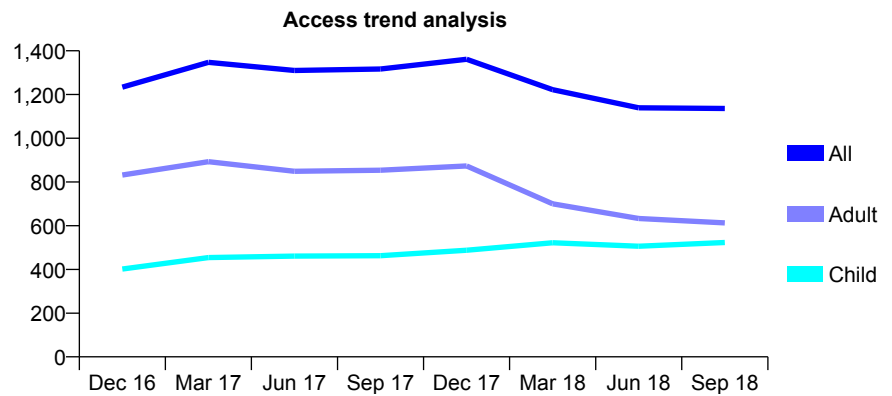
Q62 - Vital Signs At a Glance Contract Report for 909890/0001 - September 2018

Name or company name	MR BS AL-NAHER
Contract type name	GDS Contract
Purpose of contract	General
Contract start date	01/04/2006
Contract end date	

18/19 Contracted general activity (UDA)	4,680
Carry forward general activity (UDA)	-94
18/19 Contracted orthodontic activity (UOA)	0
Carry forward orthodontic activity (UOA)	0
Baseline contract value	£148,597.82

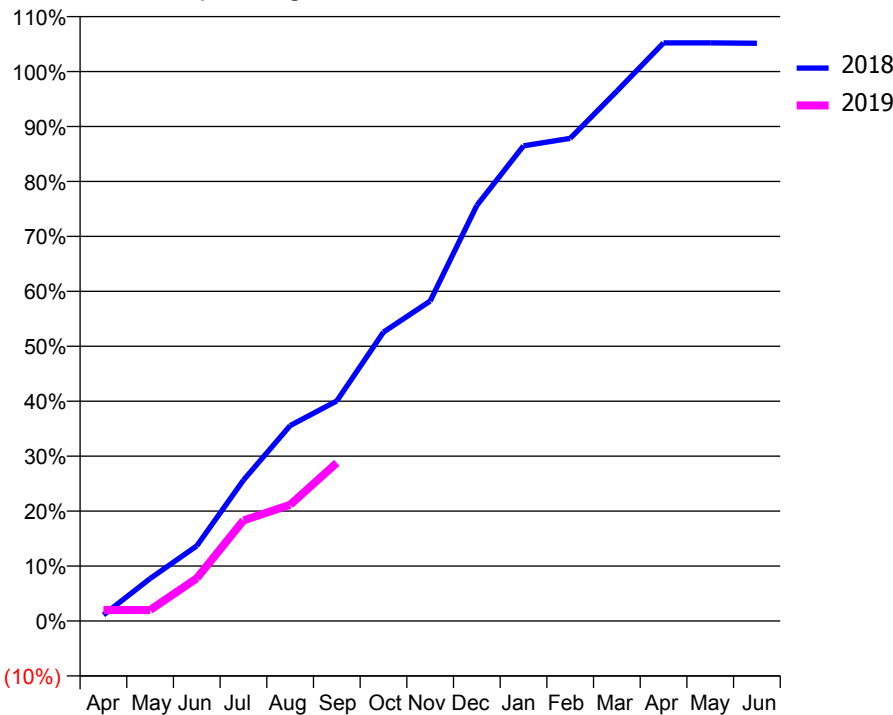
ACCESS*

Patients seen in 24 months	Total	Change since previous quarter
Quarter ending September 2017	1,317	
Quarter ending December 2017	1,361	↑
Quarter ending March 2018	1,222	↓
Quarter ending June 2018	1,139	↓
Quarter ending September 2018	1,136	→
Variance since September 2017	(13.7%)	↓



ACTIVITY

Cumulative percentage of contracted UDA delivered 2018 & 2019



Month	Adjusted Scheduled Activity (UDA)	
	2018	2019
April	52	94
May	362	94
June	640	364
July	1,200	857
August	1,664	990
September	1,875	1,347
October	2,460	
November	2,725	
December	3,539	
January	4,047	
February	4,110	
March	4,513	
April	4,924	
May	4,924	
June	4,921	

QUALITY

	Quantity	Base Number	Contract	AT	Region	England
% of FP17s for the same patient ID Re-attending within 3 months - Children	16	326	4.9%	9.9%	11.5%	11.6%
% of FP17s for the same patient ID Re-attending within 3 months - Adults	57	332	17.2%	15.6%	16.5%	15.5%
% of FP17s for the same patient ID Re-attending between 3 & 9 months - Children	174	326	53.4%	48.4%	48.5%	58.8%
% of FP17s for the same patient ID Re-attending between 3 & 9 months - Adults	140	332	42.2%	38.4%	39.1%	51.1%
% of FP17s for Band 1 Urgent Courses	68	503	13.5%	11.0%	10.6%	9.0%
% of FP17s Relating to Free Repair or Replacements	0	503	0.0%	0.5%	0.5%	0.8%
% of FP17s Relating to Continuations	0	503	0.0%	0.5%	0.7%	0.9%
% of Patients satisfied with the dentistry they have received	0	0	N/A	89.0%	90.5%	93.3%
% of Patients satisfied with the time they had to wait for an appointment	0	0	N/A	85.3%	85.1%	88.9%

* This is based on patients treated on this contract for their most recent course of treatment. Figures in italics indicate the base number of FP17s or Patient Questionnaire responses are less than 100. N/A is shown where the base number of responses is less than 10 during the period. % is calculated as Quantity/Base number*100

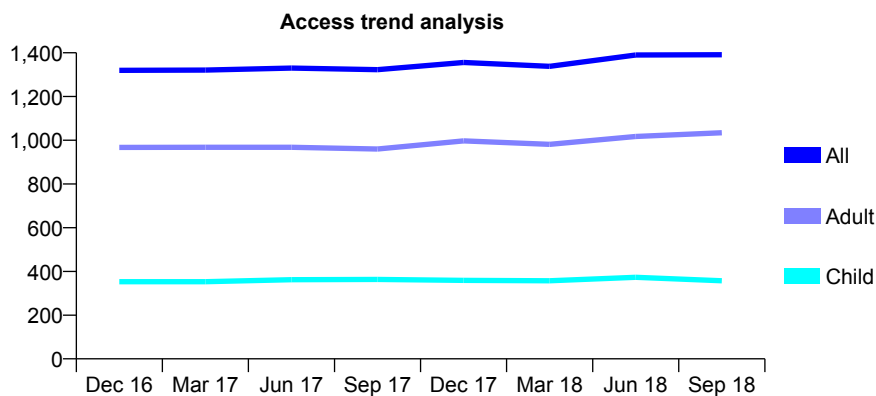
Q62 - Vital Signs At a Glance Contract Report for 910309/0001 - September 2018

Name or company name	MR AN LEUNG
Contract type name	GDS Contract
Purpose of contract	General
Contract start date	01/04/2006
Contract end date	

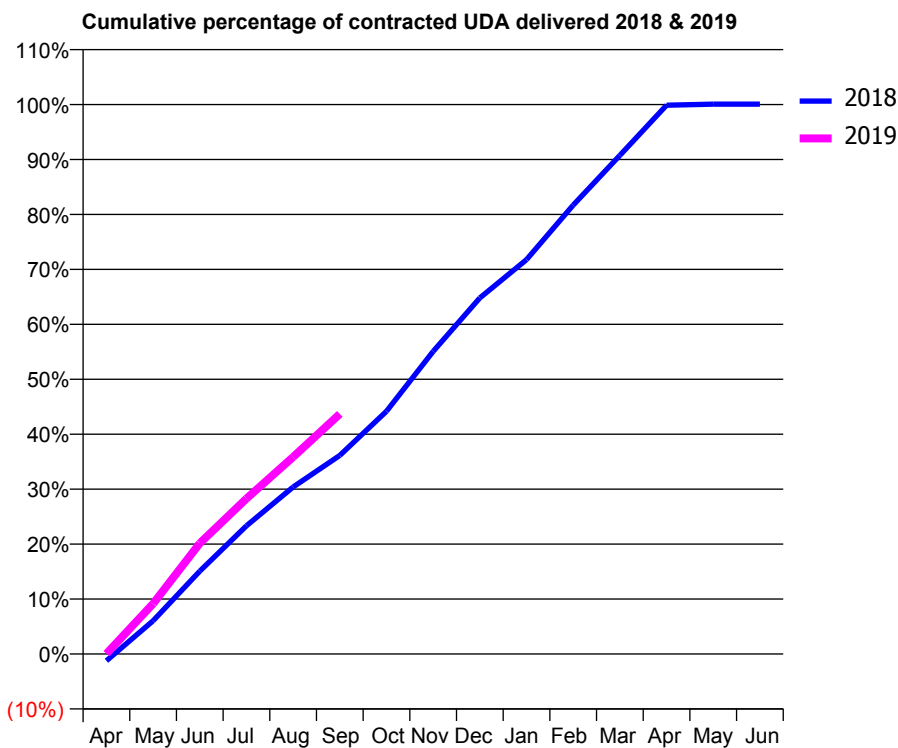
18/19 Contracted general activity (UDA)	9,600
Carry forward general activity (UDA)	-6
18/19 Contracted orthodontic activity (UOA)	0
Carry forward orthodontic activity (UOA)	0
Baseline contract value	£333,849.55

ACCESS*

Patients seen in 24 months	Total	Change since previous quarter
Quarter ending September 2017	1,323	
Quarter ending December 2017	1,356	↑
Quarter ending March 2018	1,338	↓
Quarter ending June 2018	1,390	↑
Quarter ending September 2018	1,391	→
Variance since September 2017	5.1%	↑



ACTIVITY



Month	Adjusted Scheduled Activity (UDA)	
	2018	2019
April	-119	6
May	582	879
June	1,447	1,936
July	2,240	2,716
August	2,918	3,441
September	3,471	4,194
October	4,241	
November	5,288	
December	6,220	
January	6,890	
February	7,842	
March	8,711	
April	9,588	
May	9,606	
June	9,606	

QUALITY

	Quantity	Base Number	Contract	AT	Region	England
% of FP17s for the same patient ID Re-attending within 3 months - Children	31	232	13.4%	9.9%	11.5%	11.6%
% of FP17s for the same patient ID Re-attending within 3 months - Adults	133	684	19.4%	15.6%	16.5%	15.5%
% of FP17s for the same patient ID Re-attending between 3 & 9 months - Children	101	232	43.5%	48.4%	48.5%	58.8%
% of FP17s for the same patient ID Re-attending between 3 & 9 months - Adults	274	684	40.1%	38.4%	39.1%	51.1%
% of FP17s for Band 1 Urgent Courses	91	739	12.3%	11.0%	10.6%	9.0%
% of FP17s Relating to Free Repair or Replacements	0	739	0.0%	0.5%	0.5%	0.8%
% of FP17s Relating to Continuations	5	739	0.7%	0.5%	0.7%	0.9%
% of Patients satisfied with the dentistry they have received	1	1	N/A	89.0%	90.5%	93.3%
% of Patients satisfied with the time they had to wait for an appointment	1	1	N/A	85.3%	85.1%	88.9%

* This is based on patients treated on this contract for their most recent course of treatment. Figures in italics indicate the base number of FP17s or Patient Questionnaire responses are less than 100. N/A is shown where the base number of responses is less than 10 during the period. % is calculated as Quantity/Base number*100

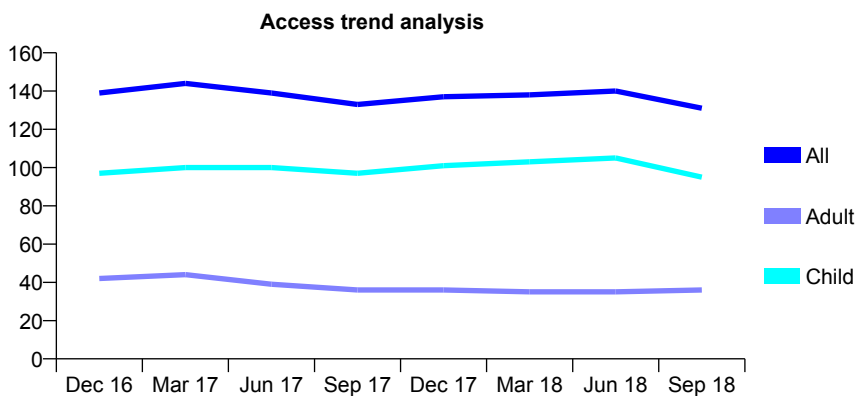
Q62 - Vital Signs At a Glance Contract Report for 916412/0001 - September 2018

Name or company name	MR MS LEE
Contract type name	GDS Contract
Purpose of contract	General
Contract start date	01/04/2006
Contract end date	

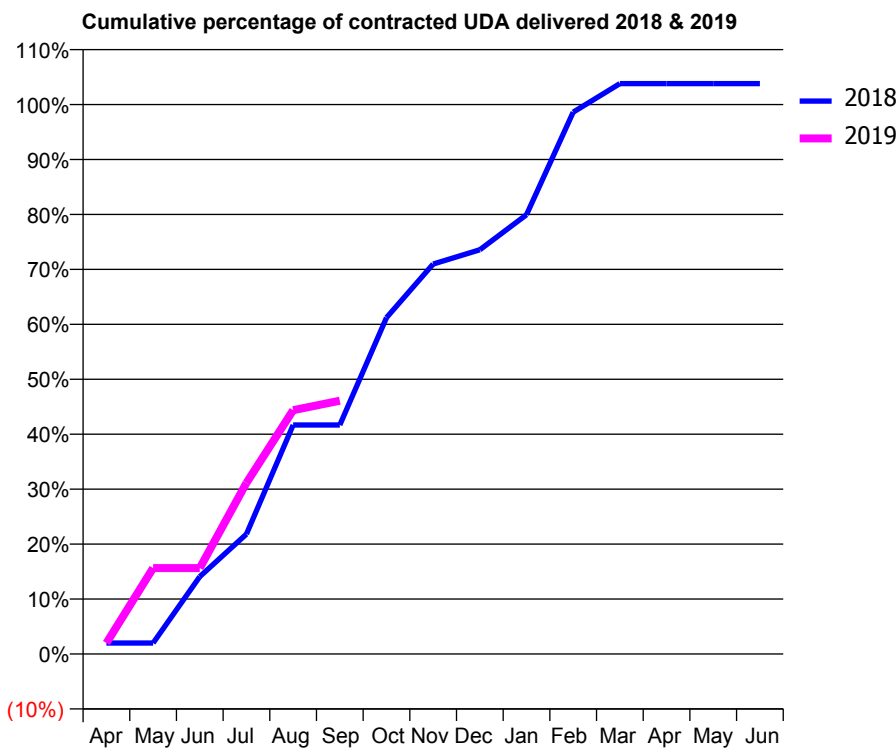
18/19 Contracted general activity (UDA)	348
Carry forward general activity (UDA)	-7
18/19 Contracted orthodontic activity (UOA)	0
Carry forward orthodontic activity (UOA)	0
Baseline contract value	£9,037.23

ACCESS*

Patients seen in 24 months	Total	Change since previous quarter
Quarter ending September 2017	133	
Quarter ending December 2017	137	↑
Quarter ending March 2018	138	→
Quarter ending June 2018	140	→
Quarter ending September 2018	131	↓
Variance since September 2017	(1.5%)	↓



ACTIVITY



Month	Adjusted Scheduled Activity (UDA)	
	2018	2019
April	7	7
May	7	54
June	49	54
July	76	108
August	145	154
September	145	160
October	213	
November	247	
December	256	
January	278	
February	343	
March	361	
April	361	
May	361	
June	361	

QUALITY

	Quantity	Base Number	Contract	AT	Region	England
% of FP17s for the same patient ID Re-attending within 3 months - Children	3	43	7.0%	9.9%	11.5%	11.6%
% of FP17s for the same patient ID Re-attending within 3 months - Adults	1	14	7.1%	15.6%	16.5%	15.5%
% of FP17s for the same patient ID Re-attending between 3 & 9 months - Children	11	43	25.6%	48.4%	48.5%	58.8%
% of FP17s for the same patient ID Re-attending between 3 & 9 months - Adults	4	14	28.6%	38.4%	39.1%	51.1%
% of FP17s for Band 1 Urgent Courses	2	57	3.5%	11.0%	10.6%	9.0%
% of FP17s Relating to Free Repair or Replacements	1	57	1.8%	0.5%	0.5%	0.8%
% of FP17s Relating to Continuations	0	57	0.0%	0.5%	0.7%	0.9%
% of Patients satisfied with the dentistry they have received	0	0	N/A	89.0%	90.5%	93.3%
% of Patients satisfied with the time they had to wait for an appointment	0	0	N/A	85.3%	85.1%	88.9%

* This is based on patients treated on this contract for their most recent course of treatment. Figures in italics indicate the base number of FP17s or Patient Questionnaire responses are less than 100. N/A is shown where the base number of responses is less than 10 during the period. % is calculated as Quantity/Base number*100

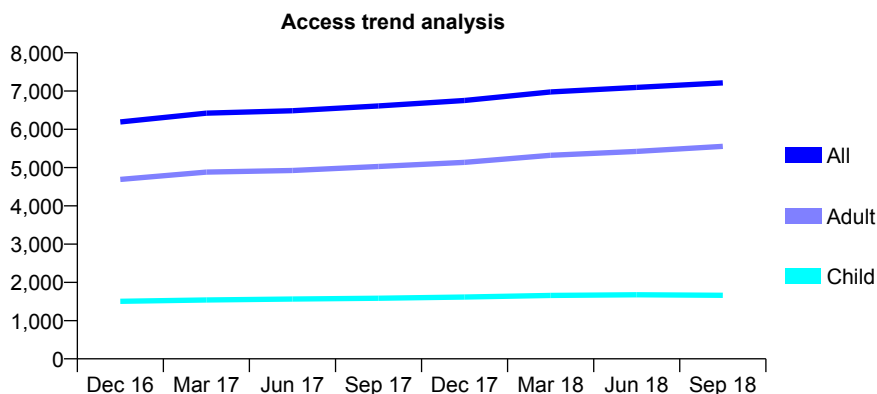
Q62 - Vital Signs At a Glance Contract Report for 918628/0001 - September 2018

Name or company name	MR P VAID
Contract type name	GDS Contract
Purpose of contract	General
Contract start date	01/04/2006
Contract end date	

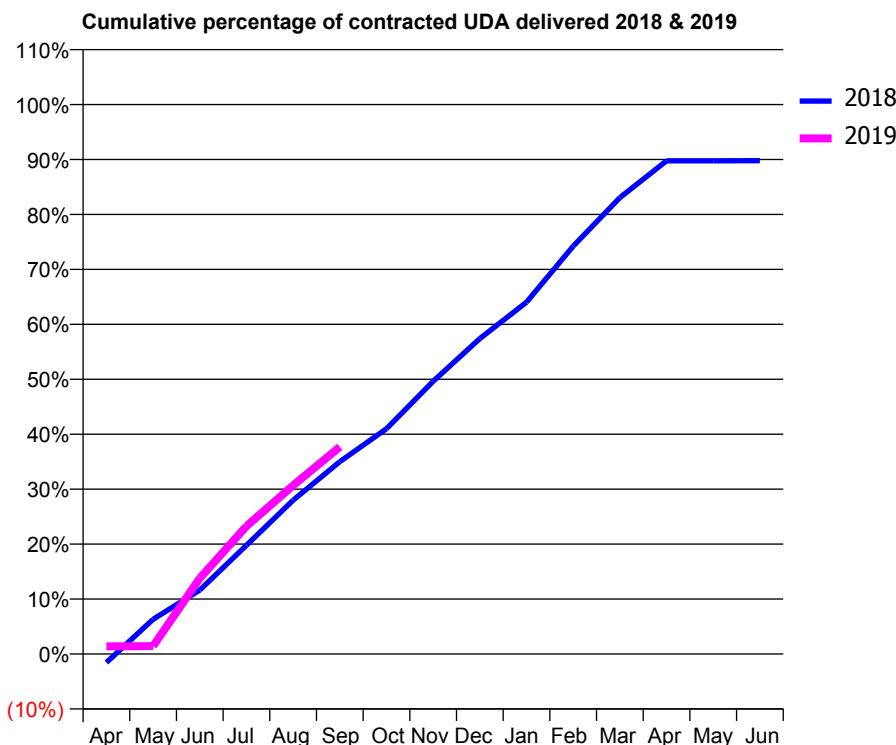
18/19 Contracted general activity (UDA)	23,527
Carry forward general activity (UDA)	0
18/19 Contracted orthodontic activity (UOA)	0
Carry forward orthodontic activity (UOA)	0
Baseline contract value	£735,167.11

ACCESS*

Patients seen in 24 months	Total	Change since previous quarter
Quarter ending September 2017	6,611	
Quarter ending December 2017	6,753	↑
Quarter ending March 2018	6,977	↑
Quarter ending June 2018	7,096	→
Quarter ending September 2018	7,214	→
Variance since September 2017	9.1%	↑



ACTIVITY



Month	Adjusted Scheduled Activity (UDA)	
	2018	2019
April	-371	329
May	1,487	339
June	2,738	3,244
July	4,656	5,475
August	6,588	7,222
September	8,237	8,870
October	9,648	
November	11,676	
December	13,505	
January	15,066	
February	17,463	
March	19,537	
April	21,114	
May	21,115	
June	21,122	

QUALITY

	Quantity	Base Number	Contract	AT	Region	England
% of FP17s for the same patient ID Re-attending within 3 months - Children	70	1,031	6.8%	9.9%	11.5%	11.6%
% of FP17s for the same patient ID Re-attending within 3 months - Adults	484	3,046	15.9%	15.6%	16.5%	15.5%
% of FP17s for the same patient ID Re-attending between 3 & 9 months - Children	526	1,031	51.0%	48.4%	48.5%	58.8%
% of FP17s for the same patient ID Re-attending between 3 & 9 months - Adults	1,103	3,046	36.2%	38.4%	39.1%	51.1%
% of FP17s for Band 1 Urgent Courses	527	3,473	15.2%	11.0%	10.6%	9.0%
% of FP17s Relating to Free Repair or Replacements	23	3,473	0.7%	0.5%	0.5%	0.8%
% of FP17s Relating to Continuations	7	3,473	0.2%	0.5%	0.7%	0.9%
% of Patients satisfied with the dentistry they have received	0	1	N/A	89.0%	90.5%	93.3%
% of Patients satisfied with the time they had to wait for an appointment	0	1	N/A	85.3%	85.1%	88.9%

* This is based on patients treated on this contract for their most recent course of treatment. Figures in italics indicate the base number of FP17s or Patient Questionnaire responses are less than 100. N/A is shown where the base number of responses is less than 10 during the period. % is calculated as Quantity/Base number*100

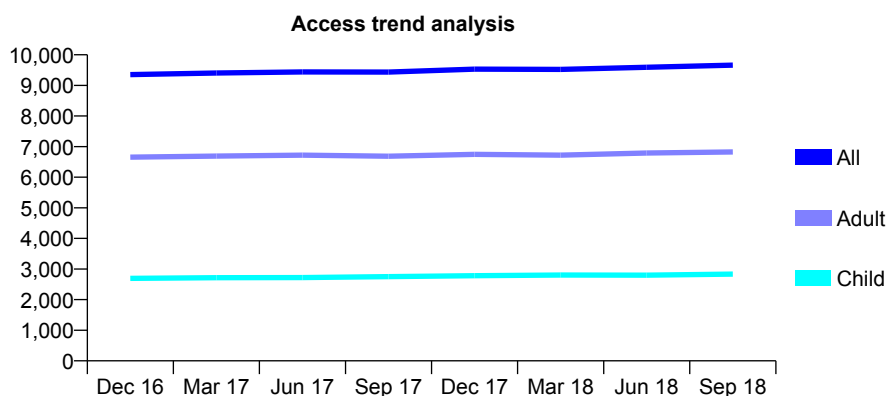
Q62 - Vital Signs At a Glance Contract Report for 920568/0002 - September 2018

Name or company name	MR JS BAINS
Contract type name	GDS Contract
Purpose of contract	General
Contract start date	01/05/2009
Contract end date	

18/19 Contracted general activity (UDA)	33,294
Carry forward general activity (UDA)	842
18/19 Contracted orthodontic activity (UOA)	0
Carry forward orthodontic activity (UOA)	0
Baseline contract value	£951,429.03

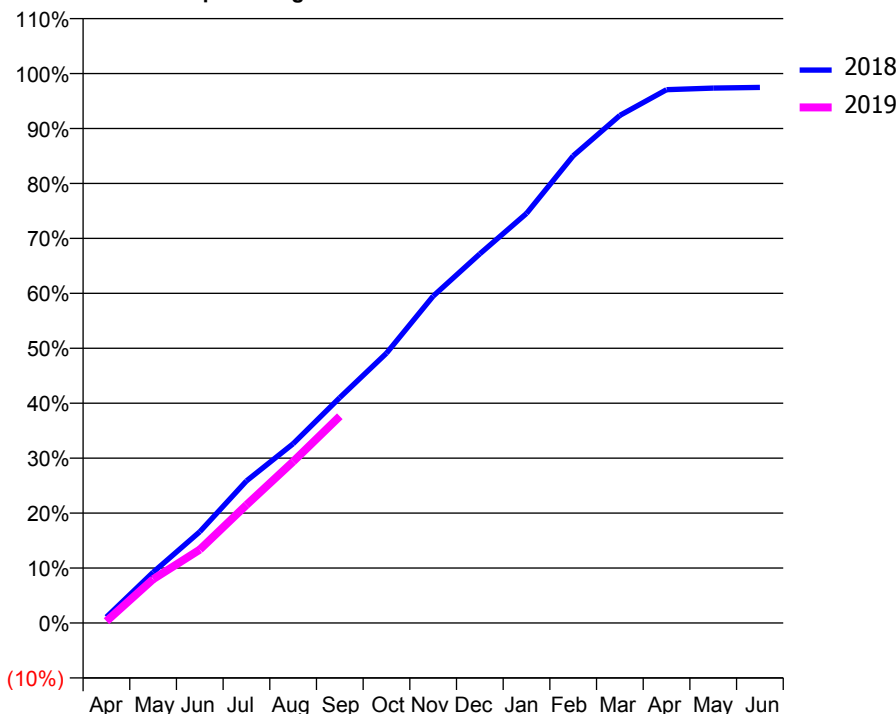
ACCESS*

Patients seen in 24 months	Total	Change since previous quarter
Quarter ending September 2017	9,436	
Quarter ending December 2017	9,530	→
Quarter ending March 2018	9,524	→
Quarter ending June 2018	9,593	→
Quarter ending September 2018	9,662	→
Variance since September 2017	2.4%	↑



ACTIVITY

Cumulative percentage of contracted UDA delivered 2018 & 2019



Adjusted Scheduled Activity (UDA)

Month	2018	2019
April	358	111
May	3,074	2,651
June	5,534	4,451
July	8,611	7,154
August	10,864	9,783
September	13,658	12,529
October	16,347	
November	19,805	
December	22,366	
January	24,812	
February	28,305	
March	30,753	
April	32,314	
May	32,407	
June	32,452	

QUALITY

	Quantity	Base Number	Contract	AT	Region	England
% of FP17s for the same patient ID Re-attending within 3 months - Children	203	1,767	11.5%	9.9%	11.5%	11.6%
% of FP17s for the same patient ID Re-attending within 3 months - Adults	969	3,914	24.8%	15.6%	16.5%	15.5%
% of FP17s for the same patient ID Re-attending between 3 & 9 months - Children	810	1,767	45.8%	48.4%	48.5%	58.8%
% of FP17s for the same patient ID Re-attending between 3 & 9 months - Adults	963	3,914	24.6%	38.4%	39.1%	51.1%
% of FP17s for Band 1 Urgent Courses	1,119	5,043	22.2%	11.0%	10.6%	9.0%
% of FP17s Relating to Free Repair or Replacements	37	5,043	0.7%	0.5%	0.5%	0.8%
% of FP17s Relating to Continuations	25	5,043	0.5%	0.5%	0.7%	0.9%
% of Patients satisfied with the dentistry they have received	9	10	90.0%	89.0%	90.5%	93.3%
% of Patients satisfied with the time they had to wait for an appointment	8	10	80.0%	85.3%	85.1%	88.9%

* This is based on patients treated on this contract for their most recent course of treatment. Figures in italics indicate the base number of FP17s or Patient Questionnaire responses are less than 100. N/A is shown where the base number of responses is less than 10 during the period. % is calculated as Quantity/Base number*100

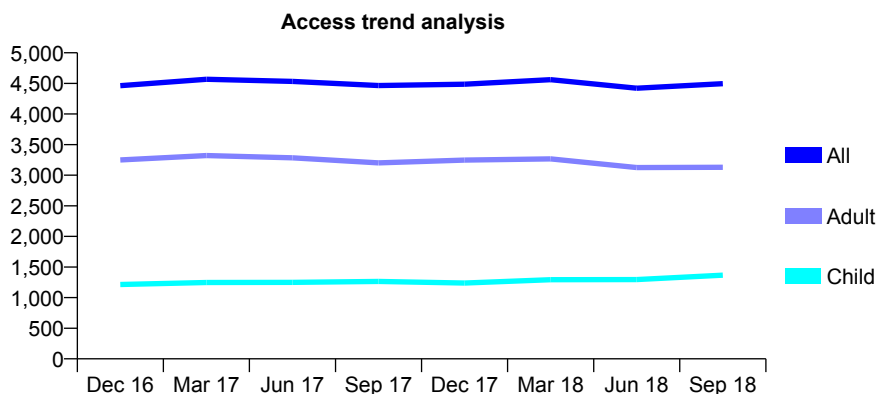
Q62 - Vital Signs At a Glance Contract Report for 921521/0001 - September 2018

Name or company name	MR RK AGGARWAL
Contract type name	GDS Contract
Purpose of contract	General
Contract start date	01/04/2006
Contract end date	

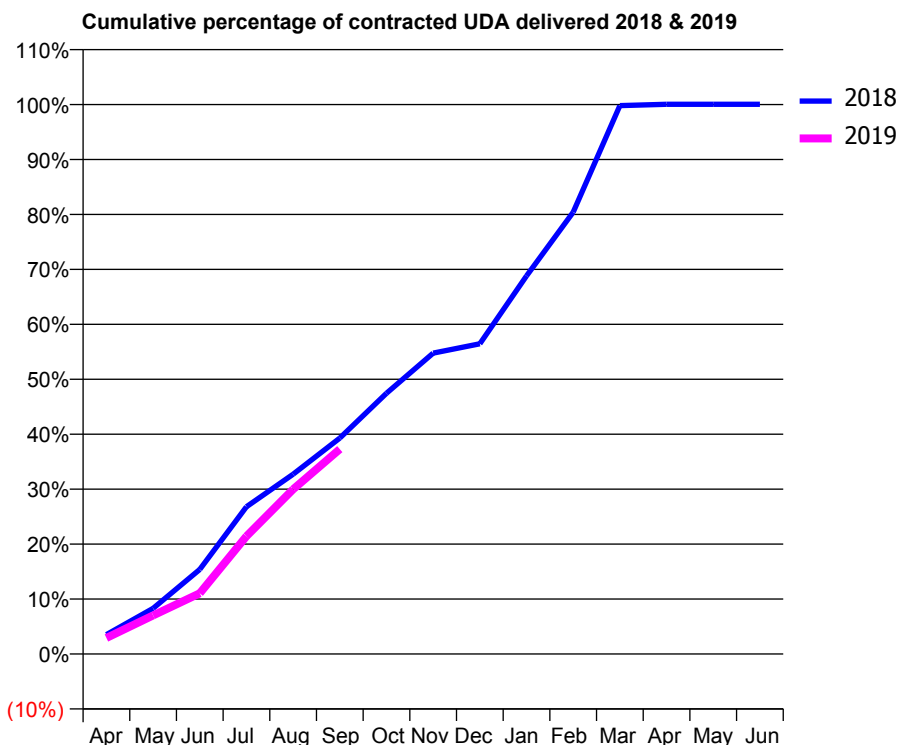
18/19 Contracted general activity (UDA)	10,579
Carry forward general activity (UDA)	-5
18/19 Contracted orthodontic activity (UOA)	0
Carry forward orthodontic activity (UOA)	0
Baseline contract value	£296,316.09

ACCESS*

Patients seen in 24 months	Total	Change since previous quarter
Quarter ending September 2017	4,466	
Quarter ending December 2017	4,486	→
Quarter ending March 2018	4,560	→
Quarter ending June 2018	4,421	↓
Quarter ending September 2018	4,496	→
Variance since September 2017	0.7%	→



ACTIVITY



Adjusted Scheduled Activity (UDA)		
Month	2018	2019
April	374	310
May	879	742
June	1,630	1,170
July	2,837	2,268
August	3,462	3,172
September	4,157	3,944
October	5,020	
November	5,792	
December	5,972	
January	7,279	
February	8,505	
March	10,557	
April	10,583	
May	10,583	
June	10,584	

QUALITY

	Quantity	Base Number	Contract	AT	Region	England
% of FP17s for the same patient ID Re-attending within 3 months - Children	34	804	4.2%	9.9%	11.5%	11.6%
% of FP17s for the same patient ID Re-attending within 3 months - Adults	71	1,068	6.6%	15.6%	16.5%	15.5%
% of FP17s for the same patient ID Re-attending between 3 & 9 months - Children	374	804	46.5%	48.4%	48.5%	58.8%
% of FP17s for the same patient ID Re-attending between 3 & 9 months - Adults	366	1,068	34.3%	38.4%	39.1%	51.1%
% of FP17s for Band 1 Urgent Courses	52	1,852	2.8%	11.0%	10.6%	9.0%
% of FP17s Relating to Free Repair or Replacements	7	1,852	0.4%	0.5%	0.5%	0.8%
% of FP17s Relating to Continuations	27	1,852	1.5%	0.5%	0.7%	0.9%
% of Patients satisfied with the dentistry they have received	2	2	N/A	89.0%	90.5%	93.3%
% of Patients satisfied with the time they had to wait for an appointment	2	2	N/A	85.3%	85.1%	88.9%

* This is based on patients treated on this contract for their most recent course of treatment. Figures in italics indicate the base number of FP17s or Patient Questionnaire responses are less than 100. N/A is shown where the base number of responses is less than 10 during the period. % is calculated as Quantity/Base number*100

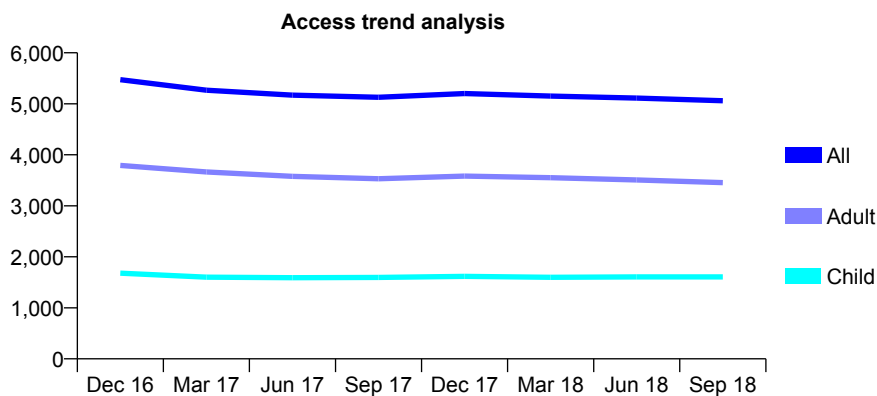
Q62 - Vital Signs At a Glance Contract Report for 921645/0002 - September 2018

Name or company name	Brightsmile Dental Care (Isleworth)
Contract type name	GDS Contract
Purpose of contract	General
Contract start date	01/04/2006
Contract end date	

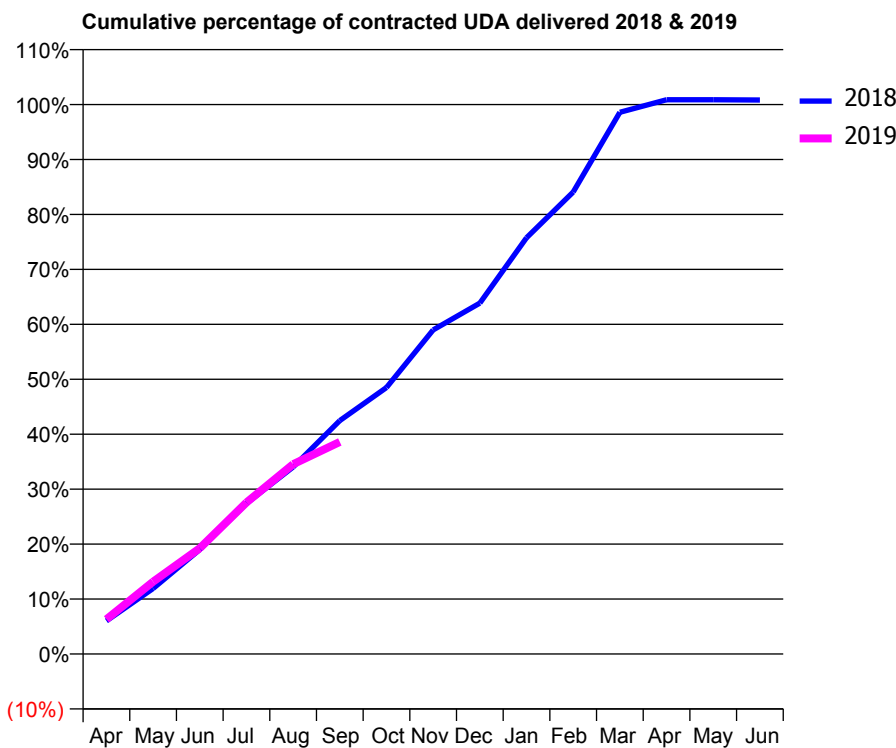
18/19 Contracted general activity (UDA)	14,320
Carry forward general activity (UDA)	-118
18/19 Contracted orthodontic activity (UOA)	0
Carry forward orthodontic activity (UOA)	0
Baseline contract value	£443,963.43

ACCESS*

Patients seen in 24 months	Total	Change since previous quarter
Quarter ending September 2017	5,128	
Quarter ending December 2017	5,200	→
Quarter ending March 2018	5,151	→
Quarter ending June 2018	5,113	→
Quarter ending September 2018	5,061	↓
Variance since September 2017	(1.3%)	↓



ACTIVITY



Month	Adjusted Scheduled Activity (UDA)	
	2018	2019
April	863	906
May	1,707	1,887
June	2,721	2,757
July	3,926	3,948
August	4,875	4,947
September	6,084	5,528
October	6,946	
November	8,446	
December	9,146	
January	10,846	
February	12,040	
March	14,118	
April	14,445	
May	14,444	
June	14,438	

QUALITY

	Quantity	Base Number	Contract	AT	Region	England
% of FP17s for the same patient ID Re-attending within 3 months - Children	38	838	4.5%	9.9%	11.5%	11.6%
% of FP17s for the same patient ID Re-attending within 3 months - Adults	160	1,605	10.0%	15.6%	16.5%	15.5%
% of FP17s for the same patient ID Re-attending between 3 & 9 months - Children	412	838	49.2%	48.4%	48.5%	58.8%
% of FP17s for the same patient ID Re-attending between 3 & 9 months - Adults	748	1,605	46.6%	38.4%	39.1%	51.1%
% of FP17s for Band 1 Urgent Courses	178	2,311	7.7%	11.0%	10.6%	9.0%
% of FP17s Relating to Free Repair or Replacements	15	2,311	0.6%	0.5%	0.5%	0.8%
% of FP17s Relating to Continuations	5	2,311	0.2%	0.5%	0.7%	0.9%
% of Patients satisfied with the dentistry they have received	3	3	N/A	89.0%	90.5%	93.3%
% of Patients satisfied with the time they had to wait for an appointment	2	3	N/A	85.3%	85.1%	88.9%

* This is based on patients treated on this contract for their most recent course of treatment. Figures in italics indicate the base number of FP17s or Patient Questionnaire responses are less than 100. N/A is shown where the base number of responses is less than 10 during the period. % is calculated as Quantity/Base number*100

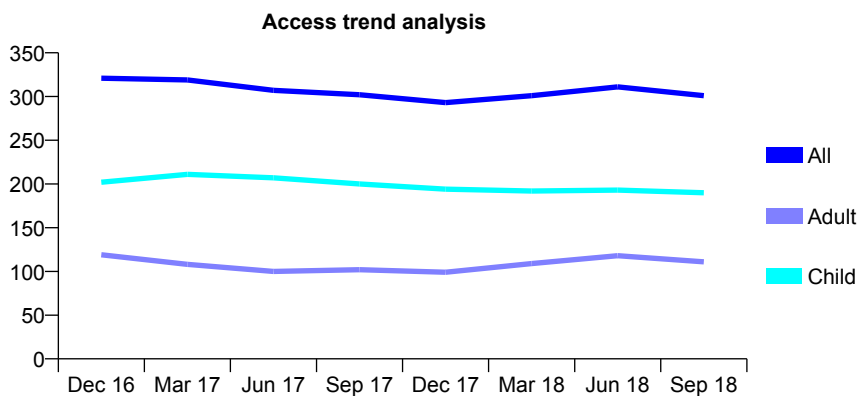
Q62 - Vital Signs At a Glance Contract Report for 923311/0001 - September 2018

Name or company name	MR N SHAH
Contract type name	GDS Contract
Purpose of contract	General
Contract start date	01/07/2012
Contract end date	

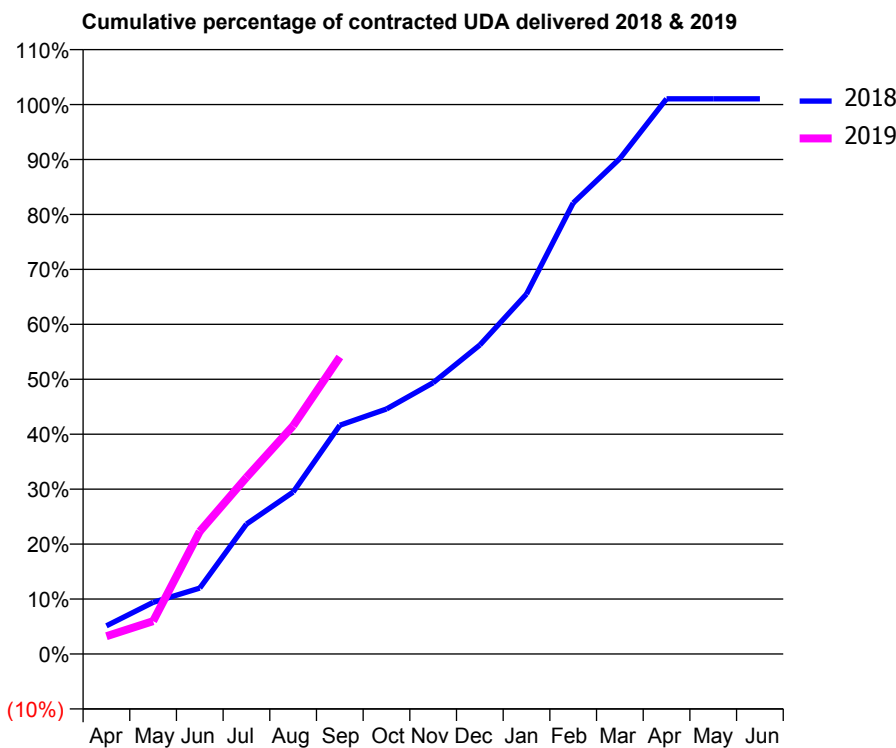
18/19 Contracted general activity (UDA)	585
Carry forward general activity (UDA)	-6
18/19 Contracted orthodontic activity (UOA)	0
Carry forward orthodontic activity (UOA)	0
Baseline contract value	£13,950.72

ACCESS*

Patients seen in 24 months	Total	Change since previous quarter
Quarter ending September 2017	302	
Quarter ending December 2017	293	↓
Quarter ending March 2018	301	↑
Quarter ending June 2018	311	↑
Quarter ending September 2018	301	↓
Variance since September 2017	(0.3%)	→



ACTIVITY



Adjusted Scheduled Activity (UDA)		
Month	2018	2019
April	30	19
May	55	35
June	70	131
July	138	188
August	172	243
September	244	316
October	261	
November	289	
December	329	
January	383	
February	480	
March	527	
April	591	
May	591	
June	591	

QUALITY

	Quantity	Base Number	Contract	AT	Region	England
% of FP17s for the same patient ID Re-attending within 3 months - Children	8	135	5.9%	9.9%	11.5%	11.6%
% of FP17s for the same patient ID Re-attending within 3 months - Adults	8	67	11.9%	15.6%	16.5%	15.5%
% of FP17s for the same patient ID Re-attending between 3 & 9 months - Children	66	135	48.9%	48.4%	48.5%	58.8%
% of FP17s for the same patient ID Re-attending between 3 & 9 months - Adults	20	67	29.9%	38.4%	39.1%	51.1%
% of FP17s for Band 1 Urgent Courses	6	179	3.4%	11.0%	10.6%	9.0%
% of FP17s Relating to Free Repair or Replacements	0	179	0.0%	0.5%	0.5%	0.8%
% of FP17s Relating to Continuations	0	179	0.0%	0.5%	0.7%	0.9%
% of Patients satisfied with the dentistry they have received	0	0	N/A	89.0%	90.5%	93.3%
% of Patients satisfied with the time they had to wait for an appointment	0	0	N/A	85.3%	85.1%	88.9%

* This is based on patients treated on this contract for their most recent course of treatment. Figures in italics indicate the base number of FP17s or Patient Questionnaire responses are less than 100. N/A is shown where the base number of responses is less than 10 during the period. % is calculated as Quantity/Base number*100

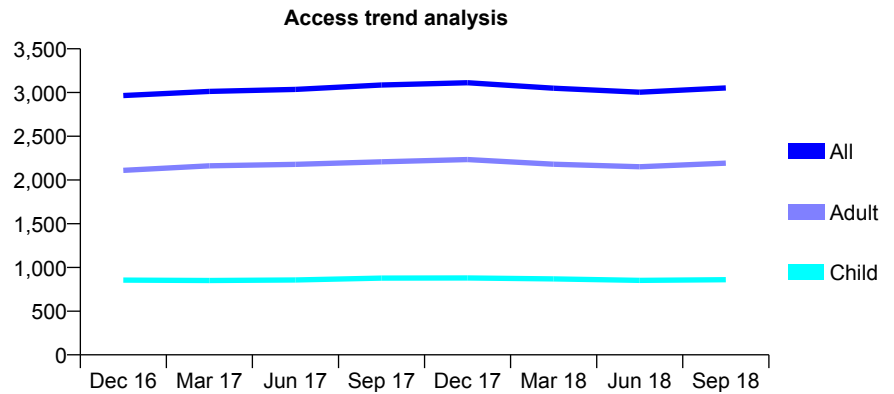
Q62 - Vital Signs At a Glance Contract Report for 927384/0001 - September 2018

Name or company name	MR M SHAH
Contract type name	GDS Contract
Purpose of contract	General
Contract start date	01/04/2006
Contract end date	

18/19 Contracted general activity (UDA)	8,775
Carry forward general activity (UDA)	-19
18/19 Contracted orthodontic activity (UOA)	0
Carry forward orthodontic activity (UOA)	0
Baseline contract value	£229,669.19

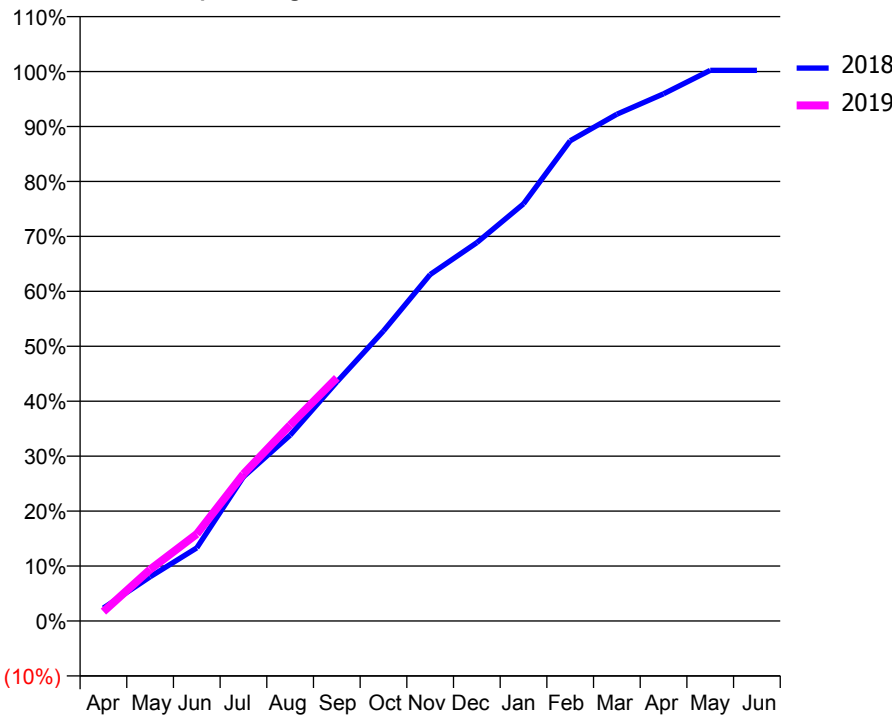
ACCESS*

Patients seen in 24 months	Total	Change since previous quarter
Quarter ending September 2017	3,086	
Quarter ending December 2017	3,112	→
Quarter ending March 2018	3,049	↓
Quarter ending June 2018	3,003	↓
Quarter ending September 2018	3,052	→
Variance since September 2017	(1.1%)	↓



ACTIVITY

Cumulative percentage of contracted UDA delivered 2018 & 2019



Month	Adjusted Scheduled Activity (UDA)	
	2018	2019
April	208	151
May	706	824
June	1,167	1,389
July	2,304	2,348
August	2,967	3,128
September	3,818	3,883
October	4,633	
November	5,534	
December	6,042	
January	6,661	
February	7,669	
March	8,092	
April	8,418	
May	8,794	
June	8,794	

QUALITY

	Quantity	Base Number	Contract	AT	Region	England
% of FP17s for the same patient ID Re-attending within 3 months - Children	18	600	3.0%	9.9%	11.5%	11.6%
% of FP17s for the same patient ID Re-attending within 3 months - Adults	166	1,450	11.4%	15.6%	16.5%	15.5%
% of FP17s for the same patient ID Re-attending between 3 & 9 months - Children	330	600	55.0%	48.4%	48.5%	58.8%
% of FP17s for the same patient ID Re-attending between 3 & 9 months - Adults	754	1,450	52.0%	38.4%	39.1%	51.1%
% of FP17s for Band 1 Urgent Courses	152	1,821	8.3%	11.0%	10.6%	9.0%
% of FP17s Relating to Free Repair or Replacements	11	1,821	0.6%	0.5%	0.5%	0.8%
% of FP17s Relating to Continuations	8	1,821	0.4%	0.5%	0.7%	0.9%
% of Patients satisfied with the dentistry they have received	4	4	N/A	89.0%	90.5%	93.3%
% of Patients satisfied with the time they had to wait for an appointment	4	4	N/A	85.3%	85.1%	88.9%

* This is based on patients treated on this contract for their most recent course of treatment. Figures in italics indicate the base number of FP17s or Patient Questionnaire responses are less than 100. N/A is shown where the base number of responses is less than 10 during the period. % is calculated as Quantity/Base number*100

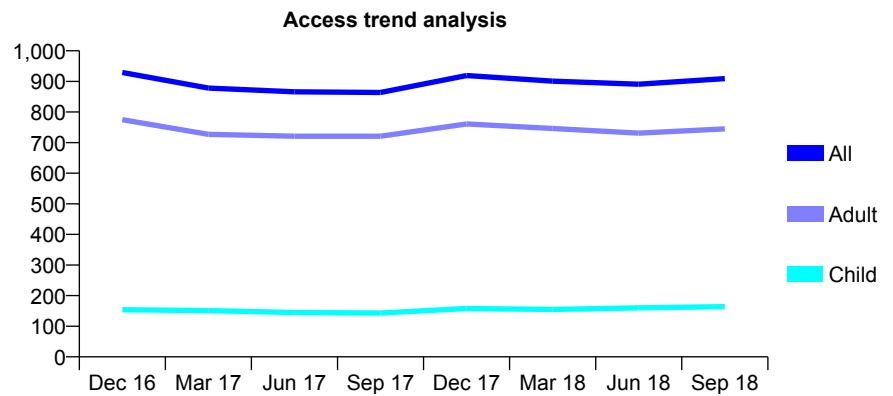
Q62 - Vital Signs At a Glance Contract Report for 929034/0001 - September 2018

Name or company name	Bhavish Thakrar and Jayesh Kotecha
Contract type name	GDS Contract
Purpose of contract	General
Contract start date	01/04/2006
Contract end date	

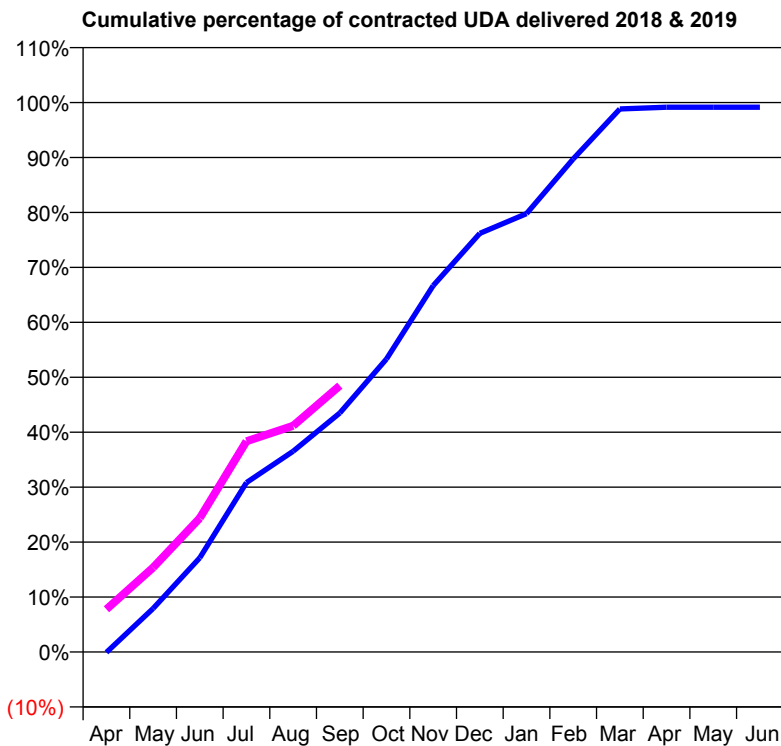
18/19 Contracted general activity (UDA)	3,378
Carry forward general activity (UDA)	29
18/19 Contracted orthodontic activity (UOA)	0
Carry forward orthodontic activity (UOA)	0
Baseline contract value	£108,110.46

ACCESS*

Patients seen in 24 months	Total	Change since previous quarter
Quarter ending September 2017	864	
Quarter ending December 2017	919	↑
Quarter ending March 2018	901	↓
Quarter ending June 2018	891	↓
Quarter ending September 2018	909	↑
Variance since September 2017	5.2%	↑



ACTIVITY



Month	Adjusted Scheduled Activity (UDA)	
	2018	2019
April	-3	262
May	268	519
June	579	823
July	1,042	1,295
August	1,234	1,391
September	1,470	1,638
October	1,802	
November	2,252	
December	2,574	
January	2,695	
February	3,031	
March	3,338	
April	3,349	
May	3,349	
June	3,349	

QUALITY

	Quantity	Base Number	Contract	AT	Region	England
% of FP17s for the same patient ID Re-attending within 3 months - Children	2	89	2.2%	9.9%	11.5%	11.6%
% of FP17s for the same patient ID Re-attending within 3 months - Adults	45	431	10.4%	15.6%	16.5%	15.5%
% of FP17s for the same patient ID Re-attending between 3 & 9 months - Children	38	89	42.7%	48.4%	48.5%	58.8%
% of FP17s for the same patient ID Re-attending between 3 & 9 months - Adults	181	431	42.0%	38.4%	39.1%	51.1%
% of FP17s for Band 1 Urgent Courses	34	512	6.6%	11.0%	10.6%	9.0%
% of FP17s Relating to Free Repair or Replacements	0	512	0.0%	0.5%	0.5%	0.8%
% of FP17s Relating to Continuations	0	512	0.0%	0.5%	0.7%	0.9%
% of Patients satisfied with the dentistry they have received	1	1	N/A	89.0%	90.5%	93.3%
% of Patients satisfied with the time they had to wait for an appointment	1	1	N/A	85.3%	85.1%	88.9%

* This is based on patients treated on this contract for their most recent course of treatment. Figures in italics indicate the base number of FP17s or Patient Questionnaire responses are less than 100. N/A is shown where the base number of responses is less than 10 during the period. % is calculated as Quantity/Base number*100

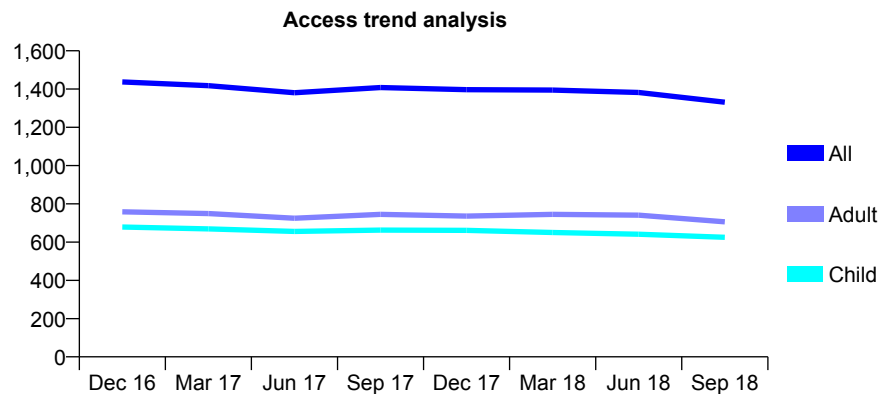
Q62 - Vital Signs At a Glance Contract Report for 929263/0001 - September 2018

Name or company name	MRS JM SRITHARAN
Contract type name	GDS Contract
Purpose of contract	General
Contract start date	01/04/2006
Contract end date	

18/19 Contracted general activity (UDA)	3,815
Carry forward general activity (UDA)	-76
18/19 Contracted orthodontic activity (UOA)	0
Carry forward orthodontic activity (UOA)	0
Baseline contract value	£98,238.73

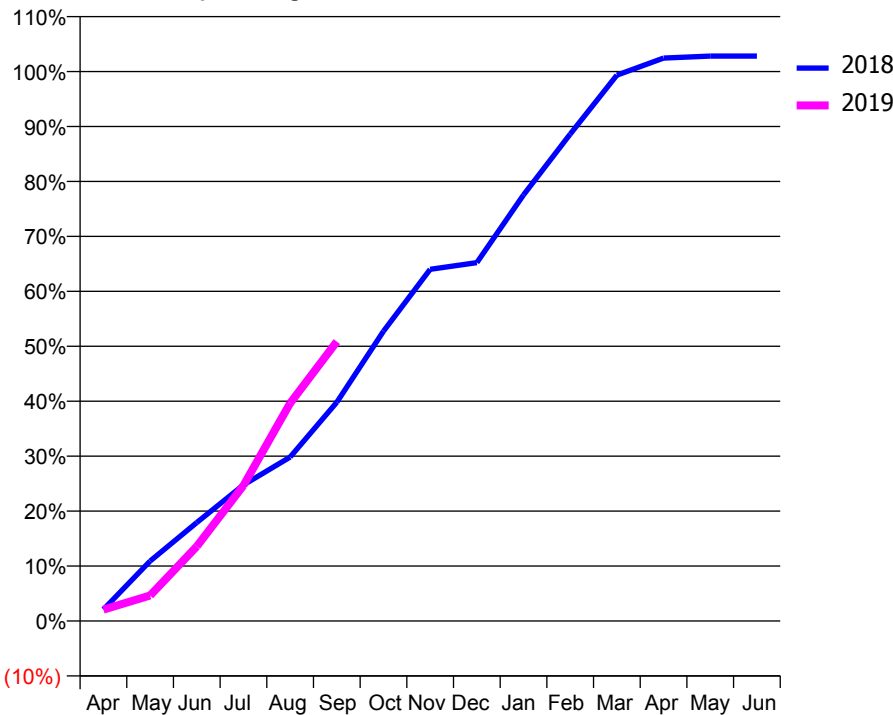
ACCESS*

Patients seen in 24 months	Total	Change since previous quarter
Quarter ending September 2017	1,408	
Quarter ending December 2017	1,397	→
Quarter ending March 2018	1,395	→
Quarter ending June 2018	1,382	→
Quarter ending September 2018	1,331	↓
Variance since September 2017	(5.5%)	↓



ACTIVITY

Cumulative percentage of contracted UDA delivered 2018 & 2019



Month	Adjusted Scheduled Activity (UDA)	
	2018	2019
April	80	79
May	416	177
June	684	518
July	945	941
August	1,138	1,512
September	1,519	1,940
October	2,012	
November	2,442	
December	2,488	
January	2,958	
February	3,381	
March	3,790	
April	3,908	
May	3,922	
June	3,922	

QUALITY

	Quantity	Base Number	Contract	AT	Region	England
% of FP17s for the same patient ID Re-attending within 3 months - Children	10	290	3.4%	9.9%	11.5%	11.6%
% of FP17s for the same patient ID Re-attending within 3 months - Adults	32	302	10.6%	15.6%	16.5%	15.5%
% of FP17s for the same patient ID Re-attending between 3 & 9 months - Children	78	290	26.9%	48.4%	48.5%	58.8%
% of FP17s for the same patient ID Re-attending between 3 & 9 months - Adults	81	302	26.8%	38.4%	39.1%	51.1%
% of FP17s for Band 1 Urgent Courses	17	556	3.1%	11.0%	10.6%	9.0%
% of FP17s Relating to Free Repair or Replacements	2	556	0.4%	0.5%	0.5%	0.8%
% of FP17s Relating to Continuations	0	556	0.0%	0.5%	0.7%	0.9%
% of Patients satisfied with the dentistry they have received	4	4	N/A	89.0%	90.5%	93.3%
% of Patients satisfied with the time they had to wait for an appointment	3	4	N/A	85.3%	85.1%	88.9%

* This is based on patients treated on this contract for their most recent course of treatment. Figures in italics indicate the base number of FP17s or Patient Questionnaire responses are less than 100. N/A is shown where the base number of responses is less than 10 during the period. % is calculated as Quantity/Base number*100

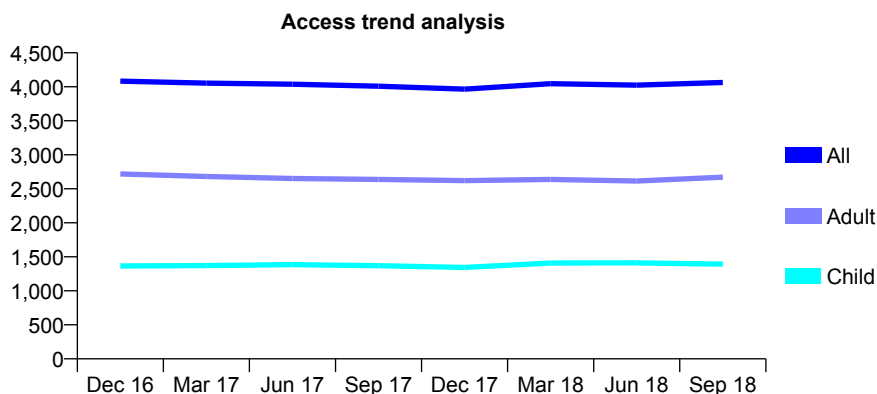
Q62 - Vital Signs At a Glance Contract Report for 933775/0001 - September 2018

Name or company name	MISS M VIJAYARAGHAVAN
Contract type name	GDS Contract
Purpose of contract	General
Contract start date	01/04/2006
Contract end date	

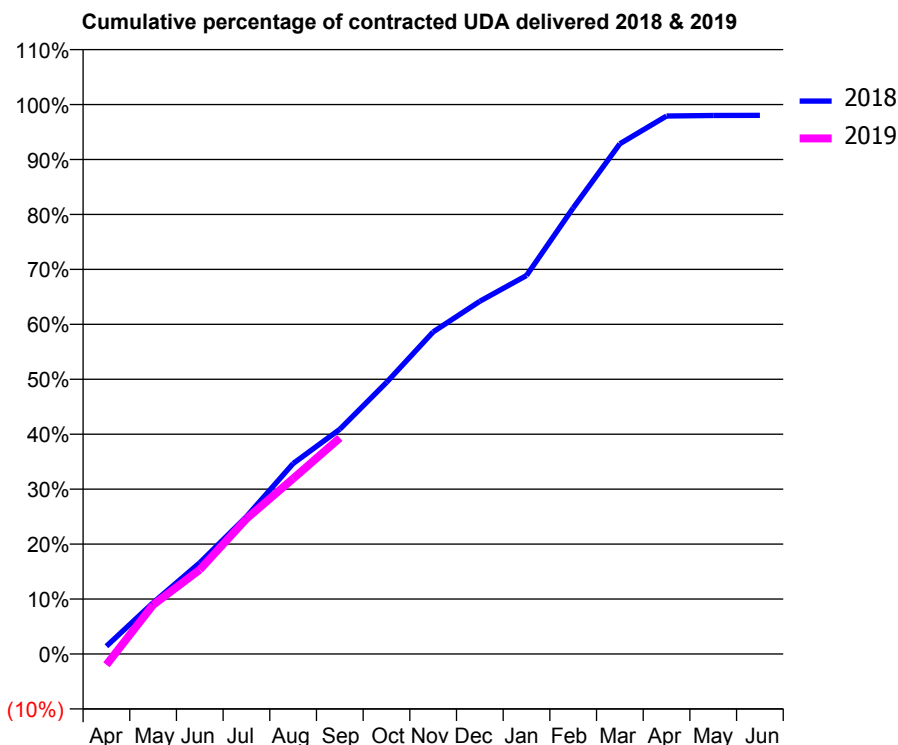
18/19 Contracted general activity (UDA)	9,700
Carry forward general activity (UDA)	192
18/19 Contracted orthodontic activity (UOA)	0
Carry forward orthodontic activity (UOA)	0
Baseline contract value	£263,879.24

ACCESS*

Patients seen in 24 months	Total	Change since previous quarter
Quarter ending September 2017	4,008	
Quarter ending December 2017	3,965	↓
Quarter ending March 2018	4,047	↑
Quarter ending June 2018	4,025	→
Quarter ending September 2018	4,064	→
Variance since September 2017	1.4%	→



ACTIVITY



Month	Adjusted Scheduled Activity (UDA)	
	2018	2019
April	137	-192
May	904	867
June	1,611	1,490
July	2,425	2,388
August	3,363	3,098
September	3,968	3,815
October	4,794	
November	5,687	
December	6,227	
January	6,681	
February	7,875	
March	9,007	
April	9,496	
May	9,506	
June	9,508	

QUALITY

	Quantity	Base Number	Contract	AT	Region	England
% of FP17s for the same patient ID Re-attending within 3 months - Children	48	811	5.9%	9.9%	11.5%	11.6%
% of FP17s for the same patient ID Re-attending within 3 months - Adults	183	1,287	14.2%	15.6%	16.5%	15.5%
% of FP17s for the same patient ID Re-attending between 3 & 9 months - Children	361	811	44.5%	48.4%	48.5%	58.8%
% of FP17s for the same patient ID Re-attending between 3 & 9 months - Adults	340	1,287	26.4%	38.4%	39.1%	51.1%
% of FP17s for Band 1 Urgent Courses	221	1,908	11.6%	11.0%	10.6%	9.0%
% of FP17s Relating to Free Repair or Replacements	5	1,908	0.3%	0.5%	0.5%	0.8%
% of FP17s Relating to Continuations	38	1,908	2.0%	0.5%	0.7%	0.9%
% of Patients satisfied with the dentistry they have received	0	0	N/A	89.0%	90.5%	93.3%
% of Patients satisfied with the time they had to wait for an appointment	0	0	N/A	85.3%	85.1%	88.9%

* This is based on patients treated on this contract for their most recent course of treatment. Figures in italics indicate the base number of FP17s or Patient Questionnaire responses are less than 100. N/A is shown where the base number of responses is less than 10 during the period. % is calculated as Quantity/Base number*100

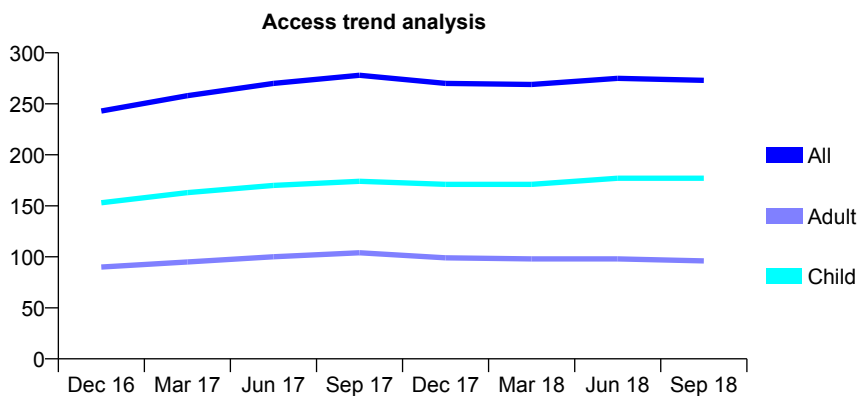
Q62 - Vital Signs At a Glance Contract Report for 934402/0002 - September 2018

Name or company name	MR M SHER
Contract type name	GDS Contract
Purpose of contract	General
Contract start date	25/04/2011
Contract end date	

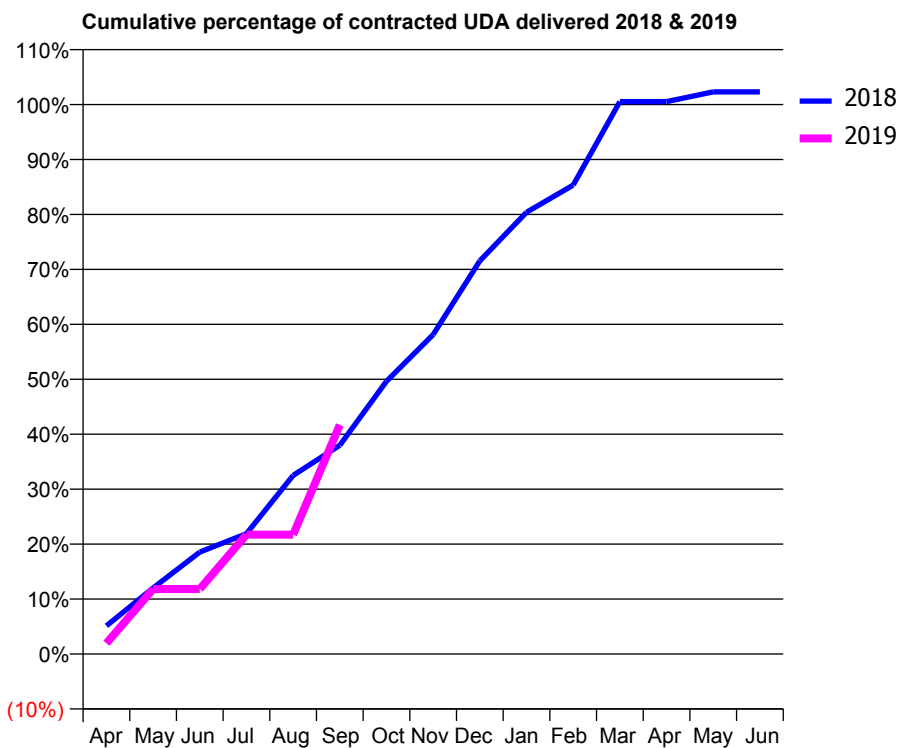
18/19 Contracted general activity (UDA)	566
Carry forward general activity (UDA)	-11
18/19 Contracted orthodontic activity (UOA)	0
Carry forward orthodontic activity (UOA)	0
Baseline contract value	£13,029.75

ACCESS*

Patients seen in 24 months	Total	Change since previous quarter
Quarter ending September 2017	278	
Quarter ending December 2017	270	↓
Quarter ending March 2018	269	→
Quarter ending June 2018	275	↑
Quarter ending September 2018	273	→
Variance since September 2017	(1.8%)	↓



ACTIVITY



Month	Adjusted Scheduled Activity (UDA)	
	2018	2019
April	29	11
May	68	67
June	105	67
July	124	123
August	184	123
September	215	236
October	281	
November	329	
December	405	
January	455	
February	483	
March	569	
April	569	
May	579	
June	579	

QUALITY

	Quantity	Base Number	Contract	AT	Region	England
% of FP17s for the same patient ID Re-attending within 3 months - Children	5	109	4.6%	9.9%	11.5%	11.6%
% of FP17s for the same patient ID Re-attending within 3 months - Adults	2	43	4.7%	15.6%	16.5%	15.5%
% of FP17s for the same patient ID Re-attending between 3 & 9 months - Children	62	109	56.9%	48.4%	48.5%	58.8%
% of FP17s for the same patient ID Re-attending between 3 & 9 months - Adults	24	43	55.8%	38.4%	39.1%	51.1%
% of FP17s for Band 1 Urgent Courses	0	146	0.0%	11.0%	10.6%	9.0%
% of FP17s Relating to Free Repair or Replacements	0	146	0.0%	0.5%	0.5%	0.8%
% of FP17s Relating to Continuations	0	146	0.0%	0.5%	0.7%	0.9%
% of Patients satisfied with the dentistry they have received	1	1	N/A	89.0%	90.5%	93.3%
% of Patients satisfied with the time they had to wait for an appointment	1	1	N/A	85.3%	85.1%	88.9%

* This is based on patients treated on this contract for their most recent course of treatment. Figures in italics indicate the base number of FP17s or Patient Questionnaire responses are less than 100. N/A is shown where the base number of responses is less than 10 during the period. % is calculated as Quantity/Base number*100

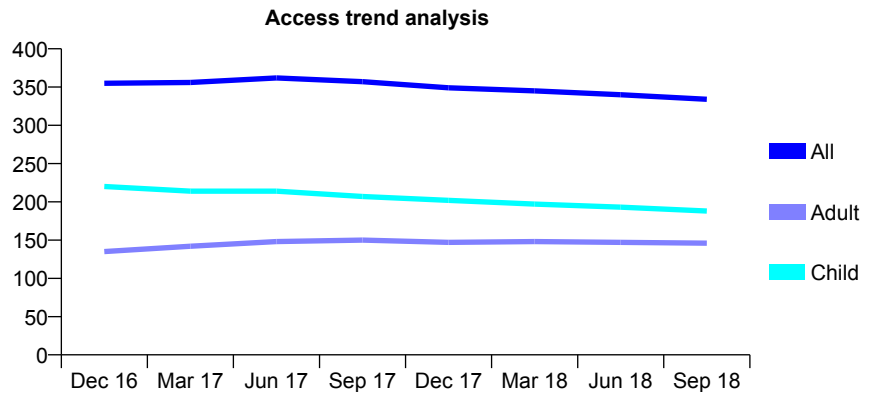
Q62 - Vital Signs At a Glance Contract Report for 935875/0001 - September 2018

Name or company name	MISS AS SHRESTHA
Contract type name	GDS Contract
Purpose of contract	General
Contract start date	01/09/2014
Contract end date	

18/19 Contracted general activity (UDA)	962
Carry forward general activity (UDA)	0
18/19 Contracted orthodontic activity (UOA)	0
Carry forward orthodontic activity (UOA)	0
Baseline contract value	£19,901.33

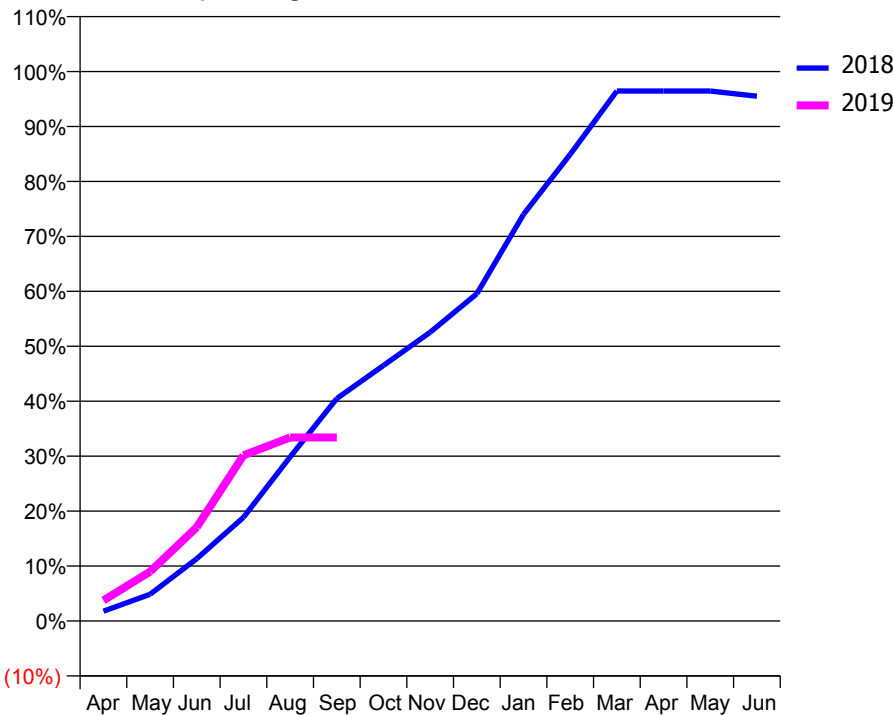
ACCESS*

Patients seen in 24 months	Total	Change since previous quarter
Quarter ending September 2017	357	
Quarter ending December 2017	349	↓
Quarter ending March 2018	345	↓
Quarter ending June 2018	340	↓
Quarter ending September 2018	334	↓
Variance since September 2017	(6.4%)	↓



ACTIVITY

Cumulative percentage of contracted UDA delivered 2018 & 2019



Month	Adjusted Scheduled Activity (UDA)	
	2018	2019
April	17	36
May	47	87
June	109	164
July	182	290
August	287	321
September	390	321
October	447	
November	506	
December	573	
January	712	
February	817	
March	928	
April	928	
May	928	
June	919	

QUALITY

	Quantity	Base Number	Contract	AT	Region	England
% of FP17s for the same patient ID Re-attending within 3 months - Children	14	137	10.2%	9.9%	11.5%	11.6%
% of FP17s for the same patient ID Re-attending within 3 months - Adults	9	52	17.3%	15.6%	16.5%	15.5%
% of FP17s for the same patient ID Re-attending between 3 & 9 months - Children	97	137	70.8%	48.4%	48.5%	58.8%
% of FP17s for the same patient ID Re-attending between 3 & 9 months - Adults	31	52	59.6%	38.4%	39.1%	51.1%
% of FP17s for Band 1 Urgent Courses	12	191	6.3%	11.0%	10.6%	9.0%
% of FP17s Relating to Free Repair or Replacements	2	191	1.0%	0.5%	0.5%	0.8%
% of FP17s Relating to Continuations	2	191	1.0%	0.5%	0.7%	0.9%
% of Patients satisfied with the dentistry they have received	0	0	N/A	89.0%	90.5%	93.3%
% of Patients satisfied with the time they had to wait for an appointment	0	0	N/A	85.3%	85.1%	88.9%

* This is based on patients treated on this contract for their most recent course of treatment. Figures in italics indicate the base number of FP17s or Patient Questionnaire responses are less than 100. N/A is shown where the base number of responses is less than 10 during the period. % is calculated as Quantity/Base number*100

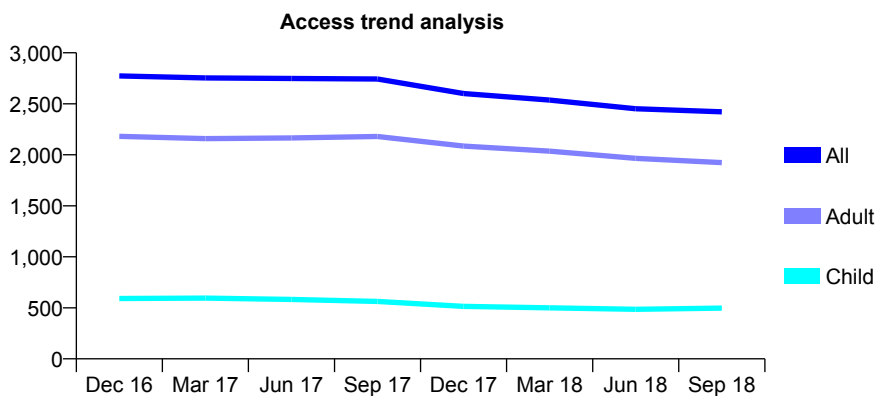
Q62 - Vital Signs At a Glance Contract Report for 938971/0001 - September 2018

Name or company name	Provider
Contract type name	GDS Contract
Purpose of contract	General
Contract start date	01/04/2006
Contract end date	

18/19 Contracted general activity (UDA)	8,757
Carry forward general activity (UDA)	1,948
18/19 Contracted orthodontic activity (UOA)	0
Carry forward orthodontic activity (UOA)	0
Baseline contract value	£205,499.11

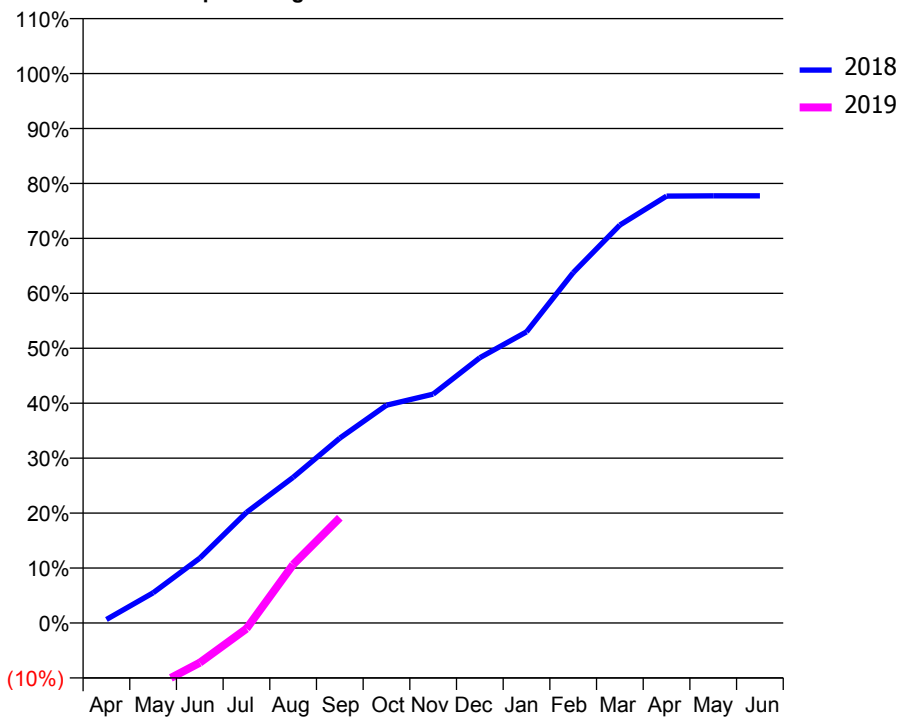
ACCESS*

Patients seen in 24 months	Total	Change since previous quarter
Quarter ending September 2017	2,743	
Quarter ending December 2017	2,600	↓
Quarter ending March 2018	2,536	↓
Quarter ending June 2018	2,451	↓
Quarter ending September 2018	2,421	↓
Variance since September 2017	(11.7%)	↓



ACTIVITY

Cumulative percentage of contracted UDA delivered 2018 & 2019



Adjusted Scheduled Activity (UDA)

Month	2018	2019
April	56	-1,672
May	482	-1,025
June	1,033	-634
July	1,763	-93
August	2,322	931
September	2,946	1,677
October	3,471	
November	3,647	
December	4,227	
January	4,639	
February	5,583	
March	6,343	
April	6,803	
May	6,809	
June	6,809	

QUALITY

	Quantity	Base Number	Contract	AT	Region	England
% of FP17s for the same patient ID Re-attending within 3 months - Children	31	331	9.4%	9.9%	11.5%	11.6%
% of FP17s for the same patient ID Re-attending within 3 months - Adults	232	1,114	20.8%	15.6%	16.5%	15.5%
% of FP17s for the same patient ID Re-attending between 3 & 9 months - Children	132	331	39.9%	48.4%	48.5%	58.8%
% of FP17s for the same patient ID Re-attending between 3 & 9 months - Adults	430	1,114	38.6%	38.4%	39.1%	51.1%
% of FP17s for Band 1 Urgent Courses	184	1,322	13.9%	11.0%	10.6%	9.0%
% of FP17s Relating to Free Repair or Replacements	7	1,322	0.5%	0.5%	0.5%	0.8%
% of FP17s Relating to Continuations	7	1,322	0.5%	0.5%	0.7%	0.9%
% of Patients satisfied with the dentistry they have received	1	1	N/A	89.0%	90.5%	93.3%
% of Patients satisfied with the time they had to wait for an appointment	1	1	N/A	85.3%	85.1%	88.9%

* This is based on patients treated on this contract for their most recent course of treatment. Figures in italics indicate the base number of FP17s or Patient Questionnaire responses are less than 100. N/A is shown where the base number of responses is less than 10 during the period. % is calculated as Quantity/Base number*100

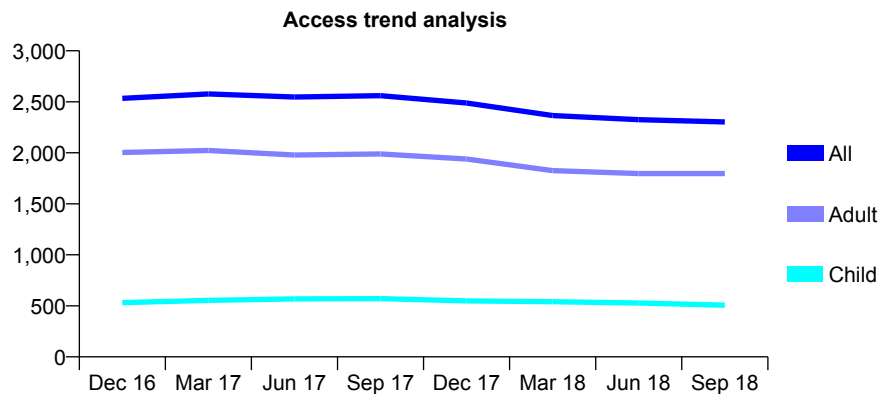
Q62 - Vital Signs At a Glance Contract Report for 939587/0001 - September 2018

Name or company name	MR SM AYOUB-BEY
Contract type name	GDS Contract
Purpose of contract	General
Contract start date	01/04/2006
Contract end date	

18/19 Contracted general activity (UDA)	9,179
Carry forward general activity (UDA)	0
18/19 Contracted orthodontic activity (UOA)	0
Carry forward orthodontic activity (UOA)	0
Baseline contract value	£317,363.36

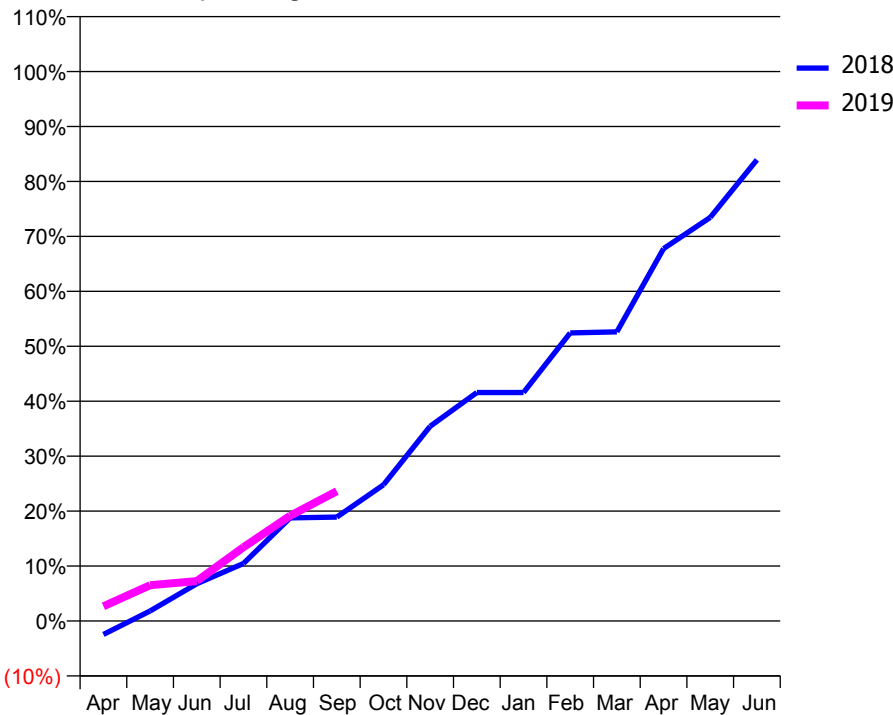
ACCESS*

Patients seen in 24 months	Total	Change since previous quarter
Quarter ending September 2017	2,560	
Quarter ending December 2017	2,488	↓
Quarter ending March 2018	2,366	↓
Quarter ending June 2018	2,325	↓
Quarter ending September 2018	2,303	→
Variance since September 2017	(10.0%)	↓



ACTIVITY

Cumulative percentage of contracted UDA delivered 2018 & 2019



Month	Adjusted Scheduled Activity (UDA)	
	2018	2019
April	-227	246
May	167	598
June	623	667
July	961	1,233
August	1,724	1,760
September	1,736	2,169
October	2,276	
November	3,253	
December	3,817	
January	3,817	
February	4,813	
March	4,829	
April	6,220	
May	6,741	
June	7,704	

QUALITY

	Quantity	Base Number	Contract	AT	Region	England
% of FP17s for the same patient ID Re-attending within 3 months - Children	18	356	5.1%	9.9%	11.5%	11.6%
% of FP17s for the same patient ID Re-attending within 3 months - Adults	113	1,092	10.3%	15.6%	16.5%	15.5%
% of FP17s for the same patient ID Re-attending between 3 & 9 months - Children	189	356	53.1%	48.4%	48.5%	58.8%
% of FP17s for the same patient ID Re-attending between 3 & 9 months - Adults	347	1,092	31.8%	38.4%	39.1%	51.1%
% of FP17s for Band 1 Urgent Courses	138	963	14.3%	11.0%	10.6%	9.0%
% of FP17s Relating to Free Repair or Replacements	3	963	0.3%	0.5%	0.5%	0.8%
% of FP17s Relating to Continuations	1	963	0.1%	0.5%	0.7%	0.9%
% of Patients satisfied with the dentistry they have received	1	1	N/A	89.0%	90.5%	93.3%
% of Patients satisfied with the time they had to wait for an appointment	1	1	N/A	85.3%	85.1%	88.9%

* This is based on patients treated on this contract for their most recent course of treatment. Figures in italics indicate the base number of FP17s or Patient Questionnaire responses are less than 100. N/A is shown where the base number of responses is less than 10 during the period. % is calculated as Quantity/Base number*100

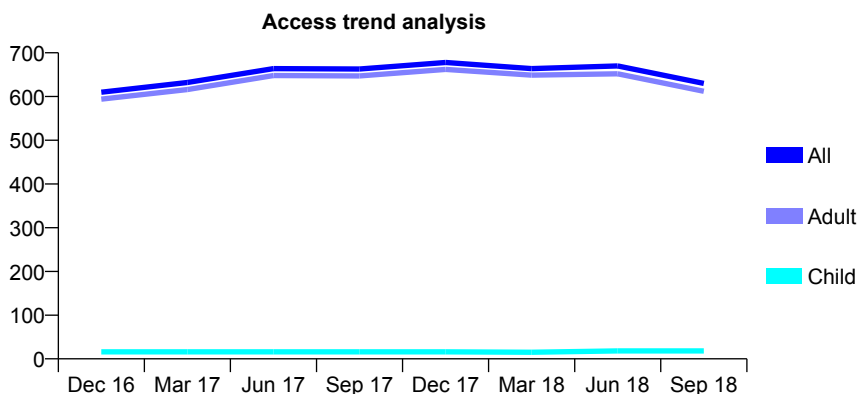
Q62 - Vital Signs At a Glance Contract Report for 939587/0003 - September 2018

Name or company name	MR SM AYIOUB-BEY
Contract type name	GDS Contract
Purpose of contract	General
Contract start date	01/02/2012
Contract end date	

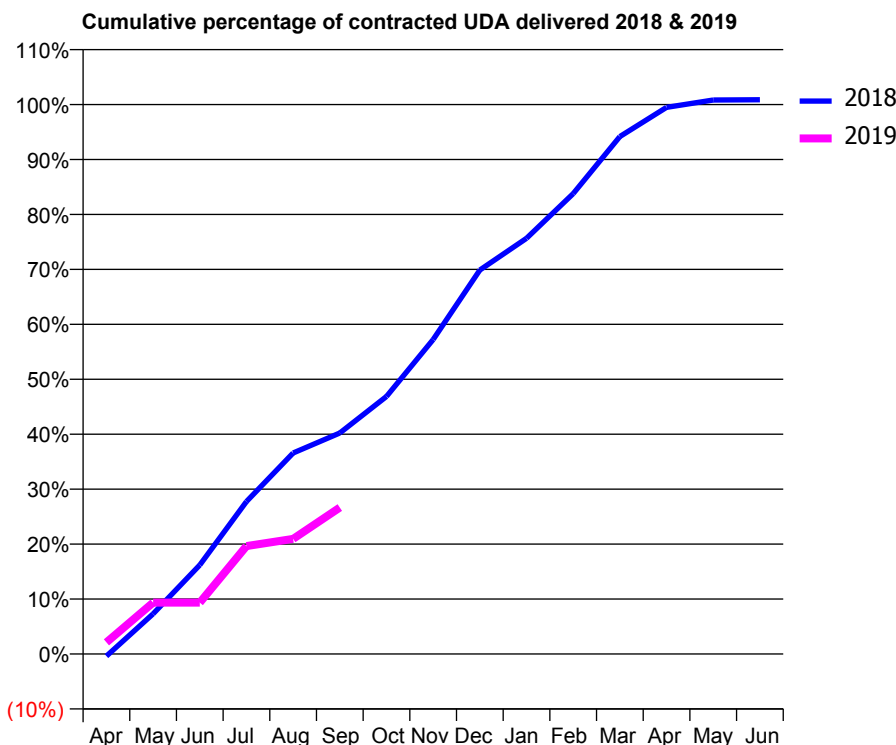
18/19 Contracted general activity (UDA)	1,725
Carry forward general activity (UDA)	-15
18/19 Contracted orthodontic activity (UOA)	0
Carry forward orthodontic activity (UOA)	0
Baseline contract value	£48,166.00

ACCESS*

Patients seen in 24 months	Total	Change since previous quarter
Quarter ending September 2017	663	
Quarter ending December 2017	678	↑
Quarter ending March 2018	664	↓
Quarter ending June 2018	670	→
Quarter ending September 2018	630	↓
Variance since September 2017	(5.0%)	↓



ACTIVITY



Adjusted Scheduled Activity (UDA)		
Month	2018	2019
April	-7	37
May	126	161
June	280	161
July	479	339
August	631	362
September	694	460
October	809	
November	987	
December	1,205	
January	1,305	
February	1,445	
March	1,625	
April	1,716	
May	1,739	
June	1,740	

QUALITY

	Quantity	Base Number	Contract	AT	Region	England
% of FP17s for the same patient ID Re-attending within 3 months - Children	1	9	11.1%	9.9%	11.5%	11.6%
% of FP17s for the same patient ID Re-attending within 3 months - Adults	12	204	5.9%	15.6%	16.5%	15.5%
% of FP17s for the same patient ID Re-attending between 3 & 9 months - Children	0	9	0.0%	48.4%	48.5%	58.8%
% of FP17s for the same patient ID Re-attending between 3 & 9 months - Adults	44	204	21.6%	38.4%	39.1%	51.1%
% of FP17s for Band 1 Urgent Courses	36	166	21.7%	11.0%	10.6%	9.0%
% of FP17s Relating to Free Repair or Replacements	0	166	0.0%	0.5%	0.5%	0.8%
% of FP17s Relating to Continuations	1	166	0.6%	0.5%	0.7%	0.9%
% of Patients satisfied with the dentistry they have received	0	0	N/A	89.0%	90.5%	93.3%
% of Patients satisfied with the time they had to wait for an appointment	0	0	N/A	85.3%	85.1%	88.9%

* This is based on patients treated on this contract for their most recent course of treatment. Figures in italics indicate the base number of FP17s or Patient Questionnaire responses are less than 100. N/A is shown where the base number of responses is less than 10 during the period. % is calculated as Quantity/Base number*100

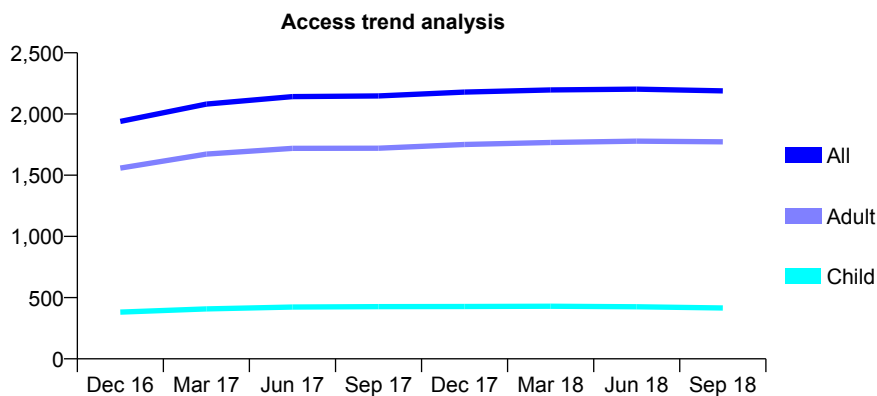
Q62 - Vital Signs At a Glance Contract Report for 939870/0001 - September 2018

Name or company name	MR B SHAH
Contract type name	GDS Contract
Purpose of contract	General
Contract start date	01/04/2006
Contract end date	

18/19 Contracted general activity (UDA)	6,000
Carry forward general activity (UDA)	0
18/19 Contracted orthodontic activity (UOA)	0
Carry forward orthodontic activity (UOA)	0
Baseline contract value	£157,217.53

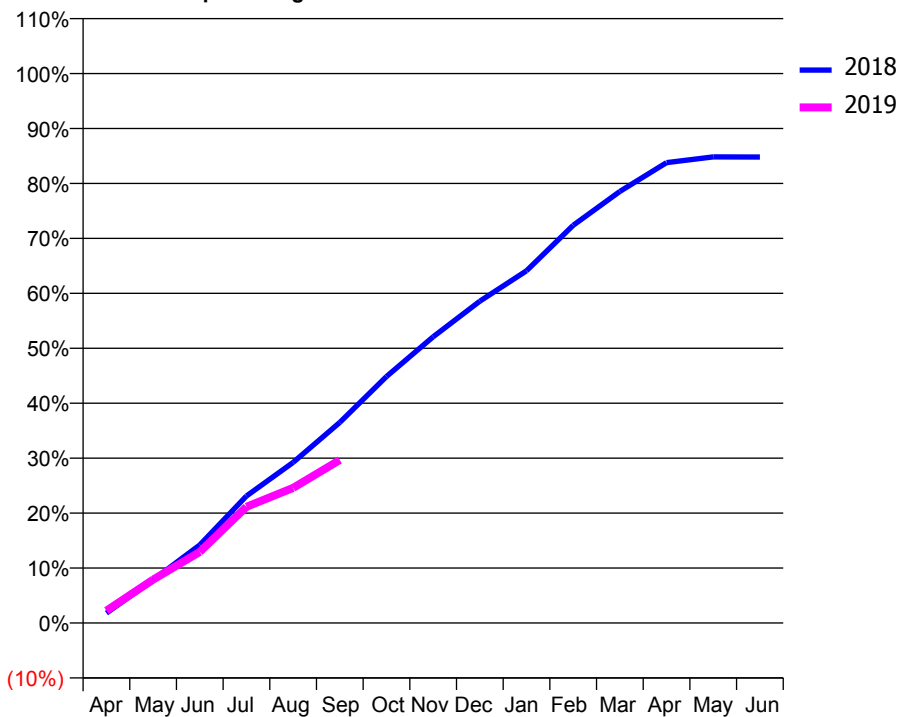
ACCESS*

Patients seen in 24 months	Total	Change since previous quarter
Quarter ending September 2017	2,148	
Quarter ending December 2017	2,179	→
Quarter ending March 2018	2,197	→
Quarter ending June 2018	2,203	→
Quarter ending September 2018	2,189	→
Variance since September 2017	1.9%	→



ACTIVITY

Cumulative percentage of contracted UDA delivered 2018 & 2019



Month	Adjusted Scheduled Activity (UDA)	
	2018	2019
April	109	135
May	471	474
June	853	777
July	1,387	1,269
August	1,754	1,476
September	2,191	1,780
October	2,691	
November	3,126	
December	3,514	
January	3,846	
February	4,342	
March	4,713	
April	5,027	
May	5,090	
June	5,088	

QUALITY

	Quantity	Base Number	Contract	AT	Region	England
% of FP17s for the same patient ID Re-attending within 3 months - Children	9	238	3.8%	9.9%	11.5%	11.6%
% of FP17s for the same patient ID Re-attending within 3 months - Adults	58	812	7.1%	15.6%	16.5%	15.5%
% of FP17s for the same patient ID Re-attending between 3 & 9 months - Children	116	238	48.7%	48.4%	48.5%	58.8%
% of FP17s for the same patient ID Re-attending between 3 & 9 months - Adults	304	812	37.4%	38.4%	39.1%	51.1%
% of FP17s for Band 1 Urgent Courses	22	753	2.9%	11.0%	10.6%	9.0%
% of FP17s Relating to Free Repair or Replacements	10	753	1.3%	0.5%	0.5%	0.8%
% of FP17s Relating to Continuations	2	753	0.3%	0.5%	0.7%	0.9%
% of Patients satisfied with the dentistry they have received	0	0	N/A	89.0%	90.5%	93.3%
% of Patients satisfied with the time they had to wait for an appointment	0	0	N/A	85.3%	85.1%	88.9%

* This is based on patients treated on this contract for their most recent course of treatment. Figures in italics indicate the base number of FP17s or Patient Questionnaire responses are less than 100. N/A is shown where the base number of responses is less than 10 during the period. % is calculated as Quantity/Base number*100

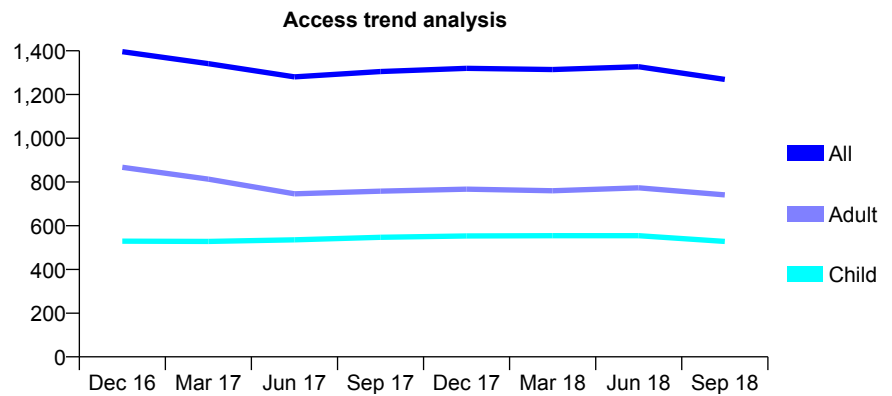
Q62 - Vital Signs At a Glance Contract Report for 941077/0001 - September 2018

Name or company name	Mr Jason Lai and Mr Gregory Lai
Contract type name	GDS Contract
Purpose of contract	General
Contract start date	01/04/2008
Contract end date	

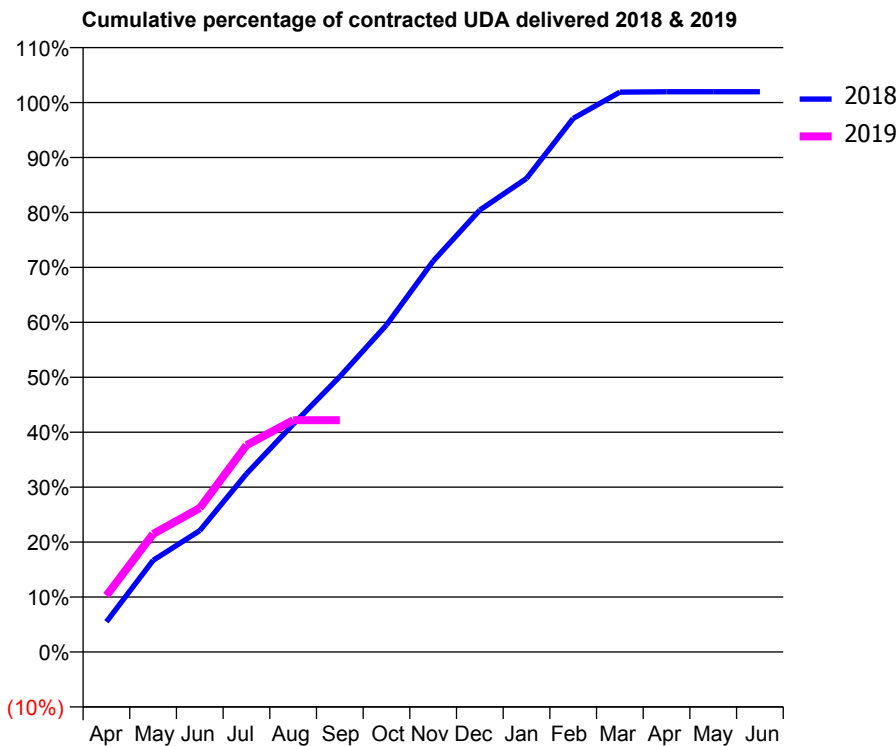
18/19 Contracted general activity (UDA)	8,354
Carry forward general activity (UDA)	-164
18/19 Contracted orthodontic activity (UOA)	0
Carry forward orthodontic activity (UOA)	0
Baseline contract value	£270,198.97

ACCESS*

Patients seen in 24 months	Total	Change since previous quarter
Quarter ending September 2017	1,305	
Quarter ending December 2017	1,320	→
Quarter ending March 2018	1,314	→
Quarter ending June 2018	1,327	→
Quarter ending September 2018	1,269	↓
Variance since September 2017	(2.8%)	↓



ACTIVITY



Month	Adjusted Scheduled Activity (UDA)	
	2018	2019
April	458	859
May	1,394	1,795
June	1,847	2,188
July	2,710	3,143
August	3,462	3,524
September	4,187	3,524
October	4,973	
November	5,942	
December	6,720	
January	7,200	
February	8,112	
March	8,512	
April	8,518	
May	8,518	
June	8,518	

QUALITY

	Quantity	Base Number	Contract	AT	Region	England
% of FP17s for the same patient ID Re-attending within 3 months - Children	10	197	5.1%	9.9%	11.5%	11.6%
% of FP17s for the same patient ID Re-attending within 3 months - Adults	17	287	5.9%	15.6%	16.5%	15.5%
% of FP17s for the same patient ID Re-attending between 3 & 9 months - Children	53	197	26.9%	48.4%	48.5%	58.8%
% of FP17s for the same patient ID Re-attending between 3 & 9 months - Adults	90	287	31.4%	38.4%	39.1%	51.1%
% of FP17s for Band 1 Urgent Courses	41	480	8.5%	11.0%	10.6%	9.0%
% of FP17s Relating to Free Repair or Replacements	1	480	0.2%	0.5%	0.5%	0.8%
% of FP17s Relating to Continuations	5	480	1.0%	0.5%	0.7%	0.9%
% of Patients satisfied with the dentistry they have received	0	0	N/A	89.0%	90.5%	93.3%
% of Patients satisfied with the time they had to wait for an appointment	0	0	N/A	85.3%	85.1%	88.9%

* This is based on patients treated on this contract for their most recent course of treatment. Figures in italics indicate the base number of FP17s or Patient Questionnaire responses are less than 100. N/A is shown where the base number of responses is less than 10 during the period. % is calculated as Quantity/Base number*100

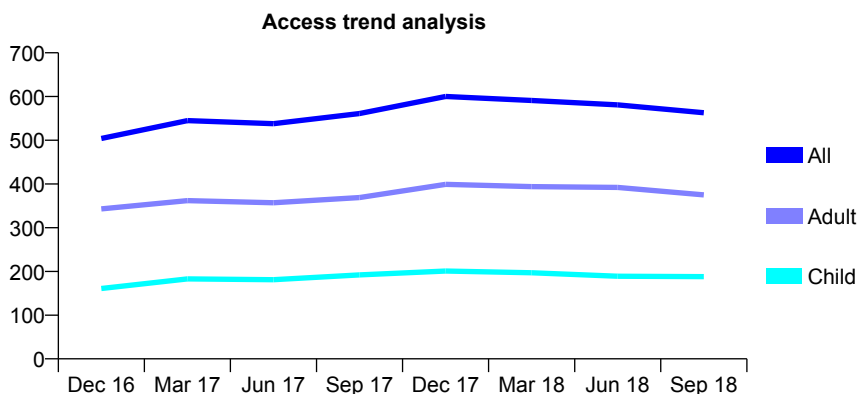
Q62 - Vital Signs At a Glance Contract Report for 941077/0002 - September 2018

Name or company name	Mr Jason Lai and Mr Gregory Lai
Contract type name	GDS Contract
Purpose of contract	General
Contract start date	21/01/2010
Contract end date	

18/19 Contracted general activity (UDA)	3,527
Carry forward general activity (UDA)	-5
18/19 Contracted orthodontic activity (UOA)	0
Carry forward orthodontic activity (UOA)	0
Baseline contract value	£77,470.54

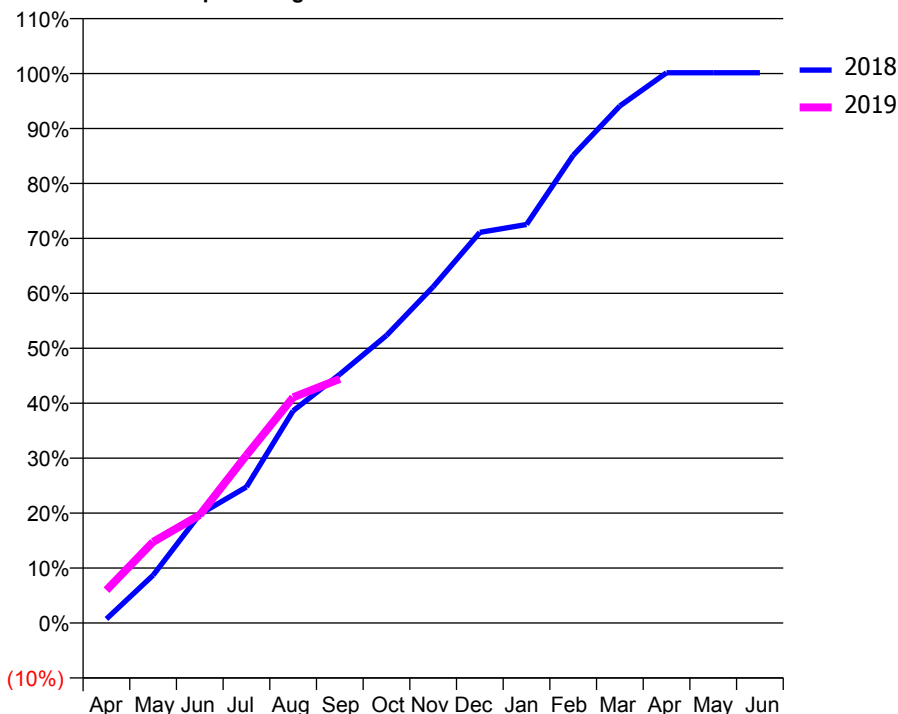
ACCESS*

Patients seen in 24 months	Total	Change since previous quarter
Quarter ending September 2017	561	
Quarter ending December 2017	600	↑
Quarter ending March 2018	591	↓
Quarter ending June 2018	581	↓
Quarter ending September 2018	563	↓
Variance since September 2017	0.4%	→



ACTIVITY

Cumulative percentage of contracted UDA delivered 2018 & 2019



Month	Adjusted Scheduled Activity (UDA)	
	2018	2019
April	26	211
May	307	521
June	698	694
July	874	1,077
August	1,362	1,449
September	1,597	1,567
October	1,845	
November	2,158	
December	2,508	
January	2,558	
February	3,002	
March	3,319	
April	3,532	
May	3,532	
June	3,532	

QUALITY

	Quantity	Base Number	Contract	AT	Region	England
% of FP17s for the same patient ID Re-attending within 3 months - Children	6	114	5.3%	9.9%	11.5%	11.6%
% of FP17s for the same patient ID Re-attending within 3 months - Adults	18	181	9.9%	15.6%	16.5%	15.5%
% of FP17s for the same patient ID Re-attending between 3 & 9 months - Children	63	114	55.3%	48.4%	48.5%	58.8%
% of FP17s for the same patient ID Re-attending between 3 & 9 months - Adults	89	181	49.2%	38.4%	39.1%	51.1%
% of FP17s for Band 1 Urgent Courses	0	267	0.0%	11.0%	10.6%	9.0%
% of FP17s Relating to Free Repair or Replacements	0	267	0.0%	0.5%	0.5%	0.8%
% of FP17s Relating to Continuations	3	267	1.1%	0.5%	0.7%	0.9%
% of Patients satisfied with the dentistry they have received	0	0	N/A	89.0%	90.5%	93.3%
% of Patients satisfied with the time they had to wait for an appointment	0	0	N/A	85.3%	85.1%	88.9%

* This is based on patients treated on this contract for their most recent course of treatment. Figures in italics indicate the base number of FP17s or Patient Questionnaire responses are less than 100. N/A is shown where the base number of responses is less than 10 during the period. % is calculated as Quantity/Base number*100

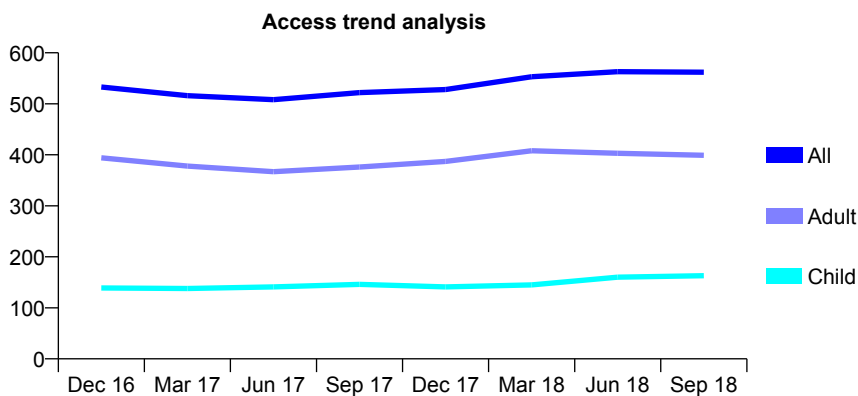
Q62 - Vital Signs At a Glance Contract Report for 941298/0001 - September 2018

Name or company name	MR K NIRMALATHASAN
Contract type name	GDS Contract
Purpose of contract	General
Contract start date	01/04/2006
Contract end date	

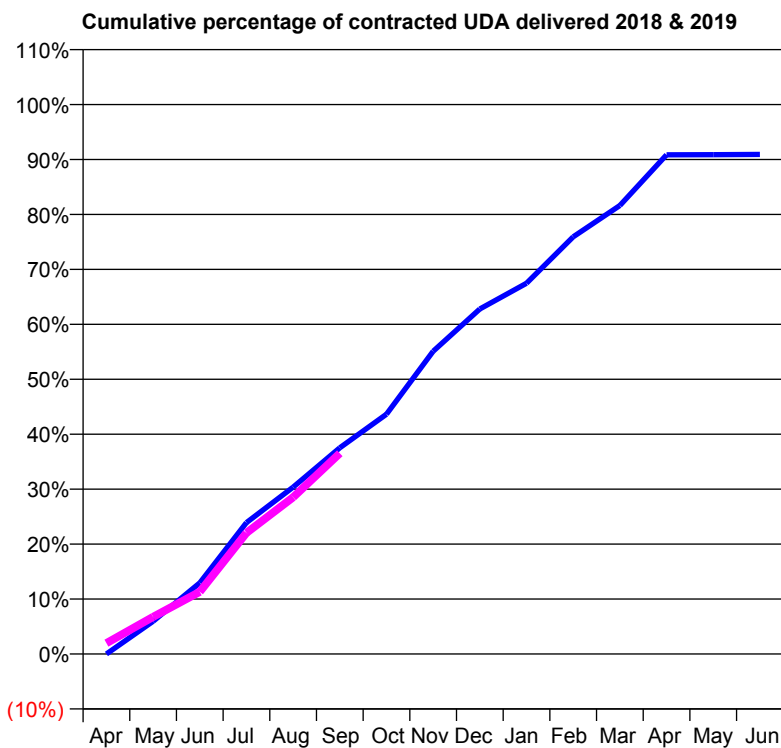
18/19 Contracted general activity (UDA)	2,381
Carry forward general activity (UDA)	0
18/19 Contracted orthodontic activity (UOA)	0
Carry forward orthodontic activity (UOA)	0
Baseline contract value	£73,656.05

ACCESS*

Patients seen in 24 months	Total	Change since previous quarter
Quarter ending September 2017	522	
Quarter ending December 2017	528	→
Quarter ending March 2018	553	↑
Quarter ending June 2018	563	→
Quarter ending September 2018	562	→
Variance since September 2017	7.7%	↑



ACTIVITY



Month	Adjusted Scheduled Activity (UDA)	
	2018	2019
April	0	47
May	142	161
June	308	270
July	570	525
August	723	679
September	893	870
October	1,039	
November	1,312	
December	1,495	
January	1,607	
February	1,808	
March	1,943	
April	2,163	
May	2,164	
June	2,165	

QUALITY

	Quantity	Base Number	Contract	AT	Region	England
% of FP17s for the same patient ID Re-attending within 3 months - Children	7	93	7.5%	9.9%	11.5%	11.6%
% of FP17s for the same patient ID Re-attending within 3 months - Adults	44	222	19.8%	15.6%	16.5%	15.5%
% of FP17s for the same patient ID Re-attending between 3 & 9 months - Children	31	93	33.3%	48.4%	48.5%	58.8%
% of FP17s for the same patient ID Re-attending between 3 & 9 months - Adults	81	222	36.5%	38.4%	39.1%	51.1%
% of FP17s for Band 1 Urgent Courses	39	274	14.2%	11.0%	10.6%	9.0%
% of FP17s Relating to Free Repair or Replacements	4	274	1.5%	0.5%	0.5%	0.8%
% of FP17s Relating to Continuations	5	274	1.8%	0.5%	0.7%	0.9%
% of Patients satisfied with the dentistry they have received	0	0	N/A	89.0%	90.5%	93.3%
% of Patients satisfied with the time they had to wait for an appointment	0	0	N/A	85.3%	85.1%	88.9%

* This is based on patients treated on this contract for their most recent course of treatment. Figures in italics indicate the base number of FP17s or Patient Questionnaire responses are less than 100. N/A is shown where the base number of responses is less than 10 during the period. % is calculated as Quantity/Base number*100

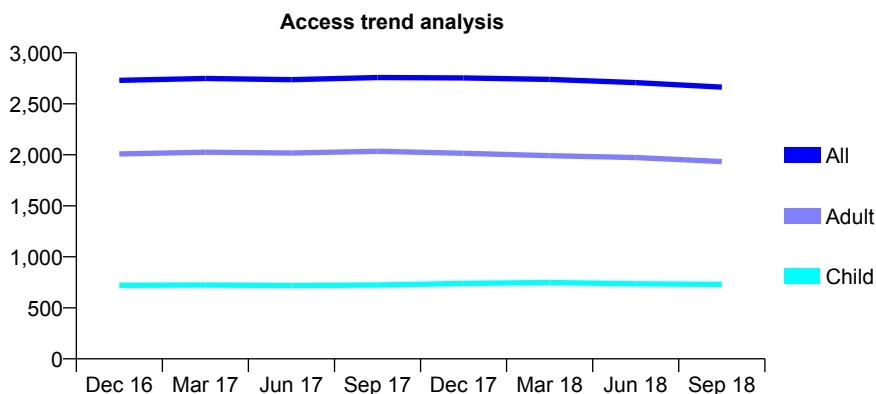
Q62 - Vital Signs At a Glance Contract Report for 942073/0001 - September 2018

Name or company name	MRS HK KALSI
Contract type name	GDS Contract
Purpose of contract	General
Contract start date	01/04/2006
Contract end date	

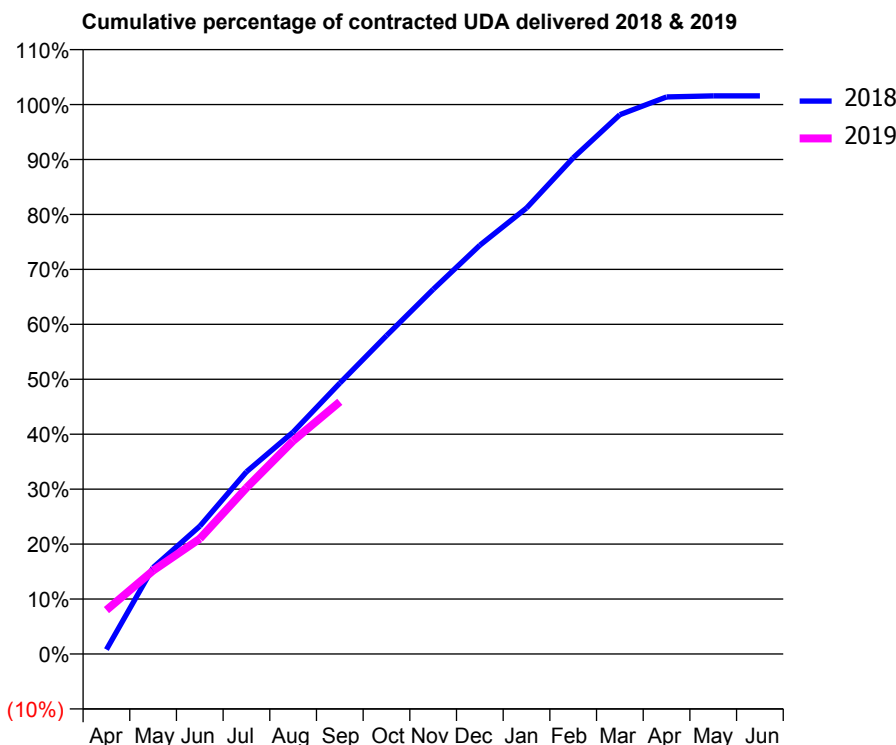
18/19 Contracted general activity (UDA)	6,347
Carry forward general activity (UDA)	-100
18/19 Contracted orthodontic activity (UOA)	0
Carry forward orthodontic activity (UOA)	0
Baseline contract value	£219,088.95

ACCESS*

Patients seen in 24 months	Total	Change since previous quarter
Quarter ending September 2017	2,758	
Quarter ending December 2017	2,754	→
Quarter ending March 2018	2,739	→
Quarter ending June 2018	2,708	↓
Quarter ending September 2018	2,664	↓
Variance since September 2017	(3.4%)	↓



ACTIVITY



Month	Adjusted Scheduled Activity (UDA)	
	2018	2019
April	51	507
May	999	963
June	1,476	1,331
July	2,105	1,920
August	2,564	2,461
September	3,129	2,913
October	3,678	
November	4,211	
December	4,722	
January	5,152	
February	5,731	
March	6,230	
April	6,435	
May	6,447	
June	6,447	

QUALITY

	Quantity	Base Number	Contract	AT	Region	England
% of FP17s for the same patient ID Re-attending within 3 months - Children	33	476	6.9%	9.9%	11.5%	11.6%
% of FP17s for the same patient ID Re-attending within 3 months - Adults	127	1,107	11.5%	15.6%	16.5%	15.5%
% of FP17s for the same patient ID Re-attending between 3 & 9 months - Children	239	476	50.2%	48.4%	48.5%	58.8%
% of FP17s for the same patient ID Re-attending between 3 & 9 months - Adults	572	1,107	51.7%	38.4%	39.1%	51.1%
% of FP17s for Band 1 Urgent Courses	117	1,494	7.8%	11.0%	10.6%	9.0%
% of FP17s Relating to Free Repair or Replacements	17	1,494	1.1%	0.5%	0.5%	0.8%
% of FP17s Relating to Continuations	4	1,494	0.3%	0.5%	0.7%	0.9%
% of Patients satisfied with the dentistry they have received	1	1	N/A	89.0%	90.5%	93.3%
% of Patients satisfied with the time they had to wait for an appointment	1	1	N/A	85.3%	85.1%	88.9%

* This is based on patients treated on this contract for their most recent course of treatment. Figures in italics indicate the base number of FP17s or Patient Questionnaire responses are less than 100. N/A is shown where the base number of responses is less than 10 during the period. % is calculated as Quantity/Base number*100

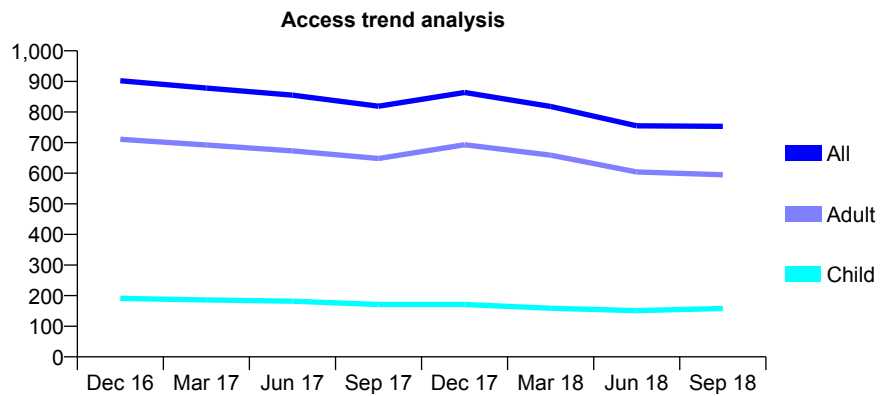
Q62 - Vital Signs At a Glance Contract Report for 943916/0001 - September 2018

Name or company name	MR DN LI TAI LEONG
Contract type name	GDS Contract
Purpose of contract	General
Contract start date	04/07/2006
Contract end date	

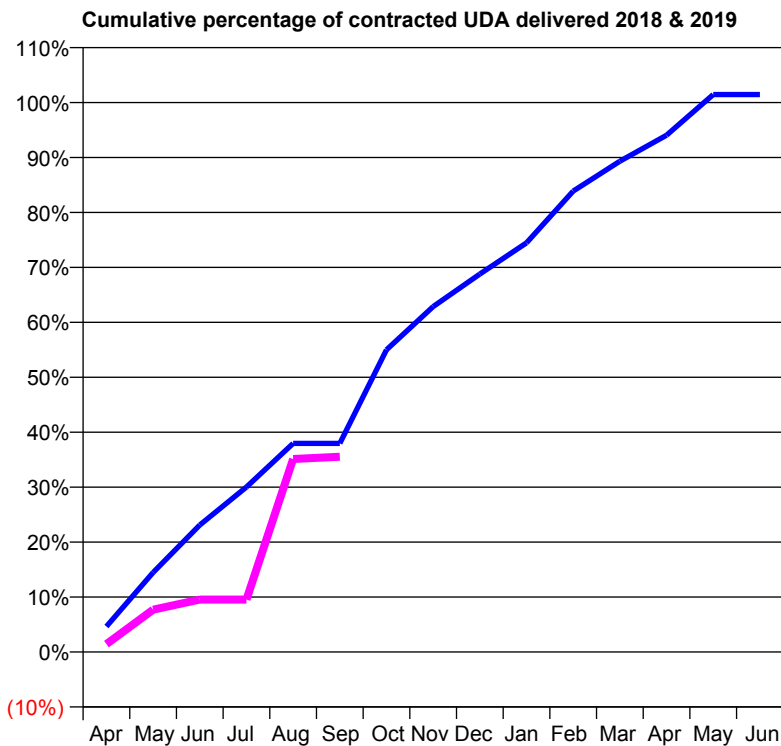
18/19 Contracted general activity (UDA)	7,406
Carry forward general activity (UDA)	-107
18/19 Contracted orthodontic activity (UOA)	0
Carry forward orthodontic activity (UOA)	0
Baseline contract value	£239,231.03

ACCESS*

Patients seen in 24 months	Total	Change since previous quarter
Quarter ending September 2017	819	
Quarter ending December 2017	864	↑
Quarter ending March 2018	818	↓
Quarter ending June 2018	755	↓
Quarter ending September 2018	753	→
Variance since September 2017	(8.1%)	↓



ACTIVITY



Month	Adjusted Scheduled Activity (UDA)	
	2018	2019
April	345	107
May	1,072	571
June	1,712	708
July	2,224	708
August	2,812	2,602
September	2,812	2,632
October	4,074	
November	4,656	
December	5,095	
January	5,515	
February	6,212	
March	6,614	
April	6,965	
May	7,513	
June	7,513	

QUALITY

	Quantity	Base Number	Contract	AT	Region	England
% of FP17s for the same patient ID Re-attending within 3 months - Children	0	66	0.0%	9.9%	11.5%	11.6%
% of FP17s for the same patient ID Re-attending within 3 months - Adults	3	309	1.0%	15.6%	16.5%	15.5%
% of FP17s for the same patient ID Re-attending between 3 & 9 months - Children	15	66	22.7%	48.4%	48.5%	58.8%
% of FP17s for the same patient ID Re-attending between 3 & 9 months - Adults	188	309	60.8%	38.4%	39.1%	51.1%
% of FP17s for Band 1 Urgent Courses	0	288	0.0%	11.0%	10.6%	9.0%
% of FP17s Relating to Free Repair or Replacements	0	288	0.0%	0.5%	0.5%	0.8%
% of FP17s Relating to Continuations	0	288	0.0%	0.5%	0.7%	0.9%
% of Patients satisfied with the dentistry they have received	0	0	N/A	89.0%	90.5%	93.3%
% of Patients satisfied with the time they had to wait for an appointment	0	0	N/A	85.3%	85.1%	88.9%

* This is based on patients treated on this contract for their most recent course of treatment. Figures in italics indicate the base number of FP17s or Patient Questionnaire responses are less than 100. N/A is shown where the base number of responses is less than 10 during the period. % is calculated as Quantity/Base number*100

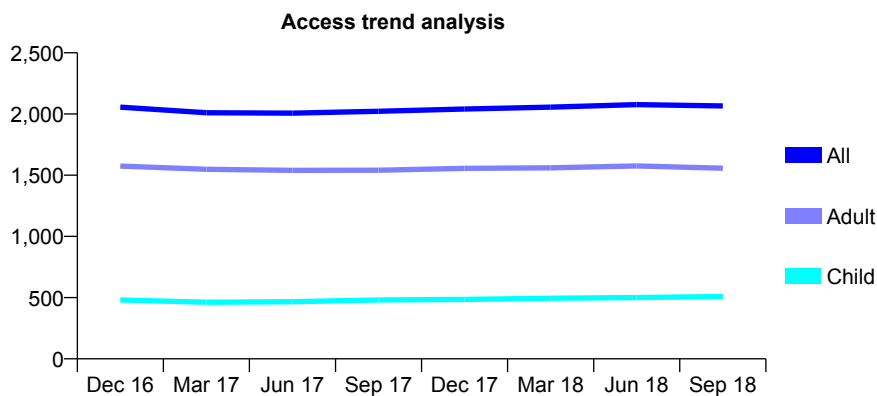
Q62 - Vital Signs At a Glance Contract Report for 944408/0001 - September 2018

Name or company name	MR A JESSA
Contract type name	GDS Contract
Purpose of contract	General
Contract start date	01/04/2006
Contract end date	

18/19 Contracted general activity (UDA)	7,897
Carry forward general activity (UDA)	0
18/19 Contracted orthodontic activity (UOA)	0
Carry forward orthodontic activity (UOA)	0
Baseline contract value	£235,944.83

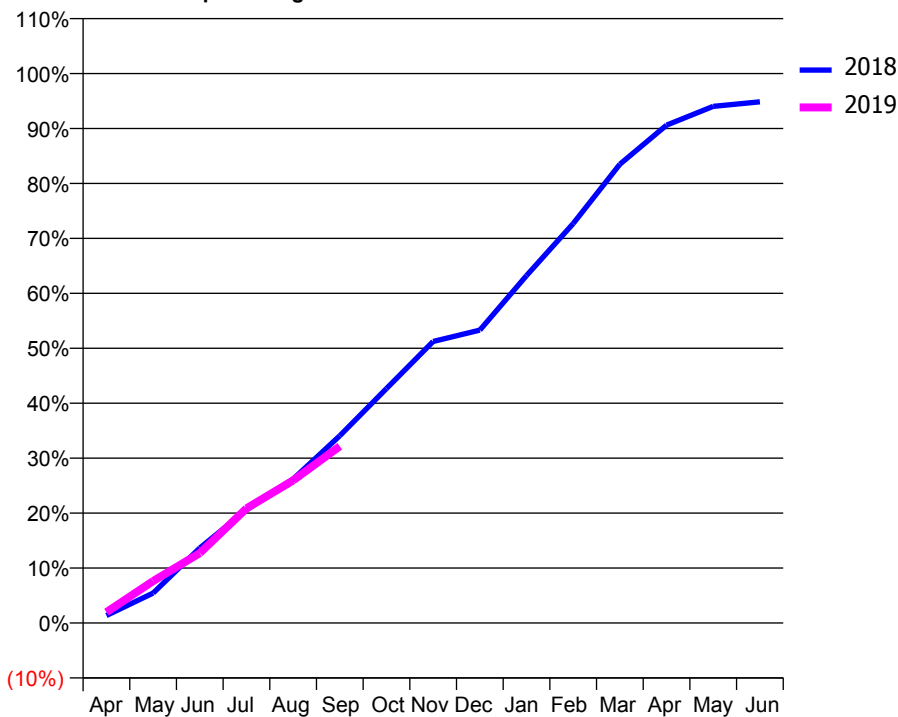
ACCESS*

Patients seen in 24 months	Total	Change since previous quarter
Quarter ending September 2017	2,022	
Quarter ending December 2017	2,041	→
Quarter ending March 2018	2,056	→
Quarter ending June 2018	2,077	→
Quarter ending September 2018	2,066	→
Variance since September 2017	2.2%	↑



ACTIVITY

Cumulative percentage of contracted UDA delivered 2018 & 2019



Adjusted Scheduled Activity (UDA)		
Month	2018	2019
April	108	156
May	430	602
June	1,078	1,004
July	1,625	1,648
August	2,069	2,049
September	2,691	2,540
October	3,371	
November	4,046	
December	4,209	
January	4,994	
February	5,740	
March	6,592	
April	7,155	
May	7,425	
June	7,491	

QUALITY

	Quantity	Base Number	Contract	AT	Region	England
% of FP17s for the same patient ID Re-attending within 3 months - Children	30	284	10.6%	9.9%	11.5%	11.6%
% of FP17s for the same patient ID Re-attending within 3 months - Adults	125	793	15.8%	15.6%	16.5%	15.5%
% of FP17s for the same patient ID Re-attending between 3 & 9 months - Children	131	284	46.1%	48.4%	48.5%	58.8%
% of FP17s for the same patient ID Re-attending between 3 & 9 months - Adults	279	793	35.2%	38.4%	39.1%	51.1%
% of FP17s for Band 1 Urgent Courses	95	924	10.3%	11.0%	10.6%	9.0%
% of FP17s Relating to Free Repair or Replacements	4	924	0.4%	0.5%	0.5%	0.8%
% of FP17s Relating to Continuations	4	924	0.4%	0.5%	0.7%	0.9%
% of Patients satisfied with the dentistry they have received	0	1	N/A	89.0%	90.5%	93.3%
% of Patients satisfied with the time they had to wait for an appointment	0	1	N/A	85.3%	85.1%	88.9%

* This is based on patients treated on this contract for their most recent course of treatment. Figures in italics indicate the base number of FP17s or Patient Questionnaire responses are less than 100. N/A is shown where the base number of responses is less than 10 during the period. % is calculated as Quantity/Base number*100

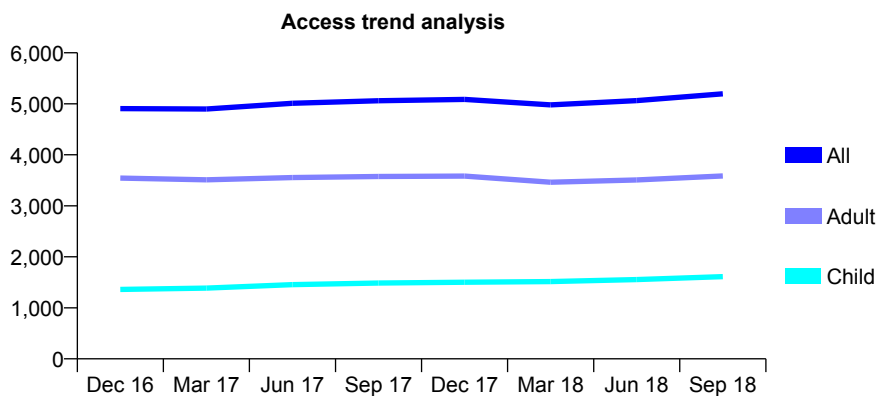
Q62 - Vital Signs At a Glance Contract Report for 944408/0003 - September 2018

Name or company name	MR A JESSA
Contract type name	GDS Contract
Purpose of contract	General
Contract start date	01/04/2011
Contract end date	

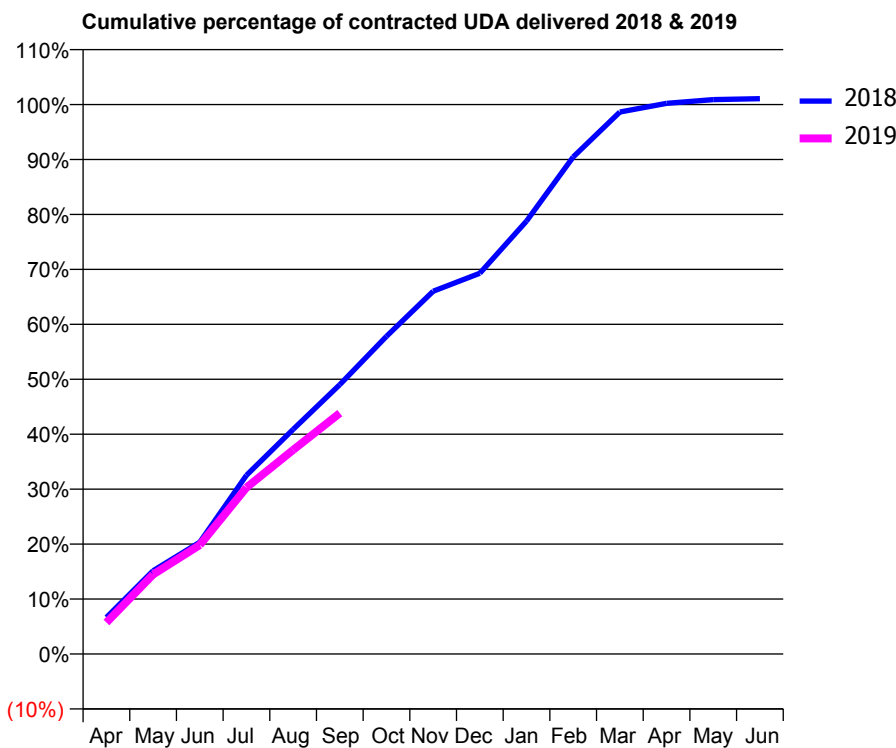
18/19 Contracted general activity (UDA)	18,263
Carry forward general activity (UDA)	-192
18/19 Contracted orthodontic activity (UOA)	0
Carry forward orthodontic activity (UOA)	0
Baseline contract value	£521,890.43

ACCESS*

Patients seen in 24 months	Total	Change since previous quarter
Quarter ending September 2017	5,061	
Quarter ending December 2017	5,085	→
Quarter ending March 2018	4,978	↓
Quarter ending June 2018	5,062	→
Quarter ending September 2018	5,197	↑
Variance since September 2017	2.7%	↑



ACTIVITY



Month	Adjusted Scheduled Activity (UDA)	
	2018	2019
April	1,216	1,050
May	2,766	2,645
June	3,715	3,623
July	5,939	5,533
August	7,468	6,783
September	8,955	8,008
October	10,557	
November	12,057	
December	12,653	
January	14,390	
February	16,520	
March	18,014	
April	18,303	
May	18,426	
June	18,455	

QUALITY

	Quantity	Base Number	Contract	AT	Region	England
% of FP17s for the same patient ID Re-attending within 3 months - Children	65	1,109	5.9%	9.9%	11.5%	11.6%
% of FP17s for the same patient ID Re-attending within 3 months - Adults	207	1,853	11.2%	15.6%	16.5%	15.5%
% of FP17s for the same patient ID Re-attending between 3 & 9 months - Children	500	1,109	45.1%	48.4%	48.5%	58.8%
% of FP17s for the same patient ID Re-attending between 3 & 9 months - Adults	584	1,853	31.5%	38.4%	39.1%	51.1%
% of FP17s for Band 1 Urgent Courses	191	2,755	6.9%	11.0%	10.6%	9.0%
% of FP17s Relating to Free Repair or Replacements	31	2,755	1.1%	0.5%	0.5%	0.8%
% of FP17s Relating to Continuations	21	2,755	0.8%	0.5%	0.7%	0.9%
% of Patients satisfied with the dentistry they have received	2	2	N/A	89.0%	90.5%	93.3%
% of Patients satisfied with the time they had to wait for an appointment	2	2	N/A	85.3%	85.1%	88.9%

* This is based on patients treated on this contract for their most recent course of treatment. Figures in italics indicate the base number of FP17s or Patient Questionnaire responses are less than 100. N/A is shown where the base number of responses is less than 10 during the period. % is calculated as Quantity/Base number*100

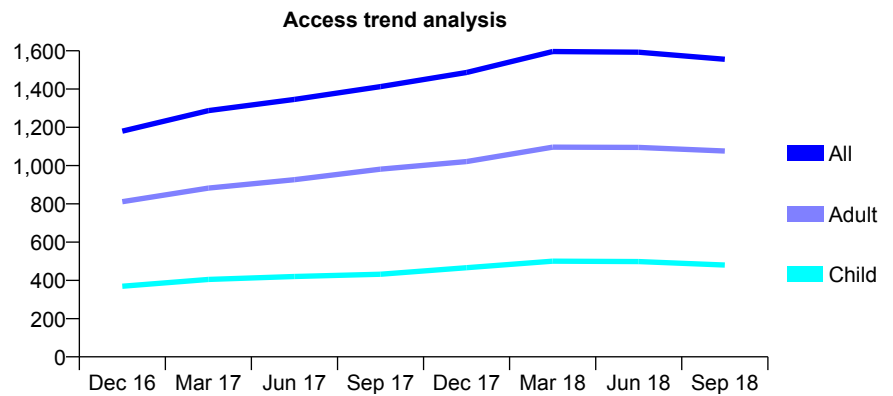
Q62 - Vital Signs At a Glance Contract Report for 944408/0005 - September 2018

Name or company name	MR A JESSA
Contract type name	GDS Contract
Purpose of contract	General
Contract start date	01/04/2015
Contract end date	

18/19 Contracted general activity (UDA)	5,000
Carry forward general activity (UDA)	-69
18/19 Contracted orthodontic activity (UOA)	0
Carry forward orthodontic activity (UOA)	0
Baseline contract value	£112,879.35

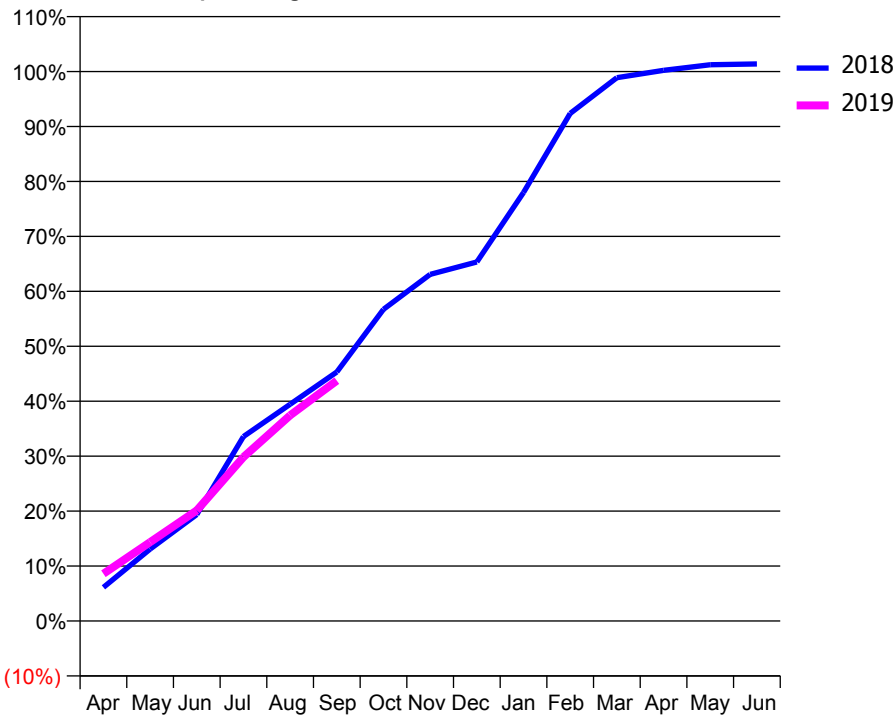
ACCESS*

Patients seen in 24 months	Total	Change since previous quarter
Quarter ending September 2017	1,413	
Quarter ending December 2017	1,487	↑
Quarter ending March 2018	1,596	↑
Quarter ending June 2018	1,593	→
Quarter ending September 2018	1,556	↓
Variance since September 2017	10.1%	↑



ACTIVITY

Cumulative percentage of contracted UDA delivered 2018 & 2019



Adjusted Scheduled Activity (UDA)		
Month	2018	2019
April	306	430
May	654	718
June	968	1,007
July	1,679	1,492
August	1,972	1,871
September	2,266	2,187
October	2,836	
November	3,154	
December	3,267	
January	3,899	
February	4,619	
March	4,943	
April	5,011	
May	5,062	
June	5,069	

QUALITY

	Quantity	Base Number	Contract	AT	Region	England
% of FP17s for the same patient ID Re-attending within 3 months - Children	13	260	5.0%	9.9%	11.5%	11.6%
% of FP17s for the same patient ID Re-attending within 3 months - Adults	37	528	7.0%	15.6%	16.5%	15.5%
% of FP17s for the same patient ID Re-attending between 3 & 9 months - Children	86	260	33.1%	48.4%	48.5%	58.8%
% of FP17s for the same patient ID Re-attending between 3 & 9 months - Adults	119	528	22.5%	38.4%	39.1%	51.1%
% of FP17s for Band 1 Urgent Courses	43	740	5.8%	11.0%	10.6%	9.0%
% of FP17s Relating to Free Repair or Replacements	7	740	0.9%	0.5%	0.5%	0.8%
% of FP17s Relating to Continuations	3	740	0.4%	0.5%	0.7%	0.9%
% of Patients satisfied with the dentistry they have received	2	2	N/A	89.0%	90.5%	93.3%
% of Patients satisfied with the time they had to wait for an appointment	2	2	N/A	85.3%	85.1%	88.9%

* This is based on patients treated on this contract for their most recent course of treatment. Figures in italics indicate the base number of FP17s or Patient Questionnaire responses are less than 100. N/A is shown where the base number of responses is less than 10 during the period. % is calculated as Quantity/Base number*100

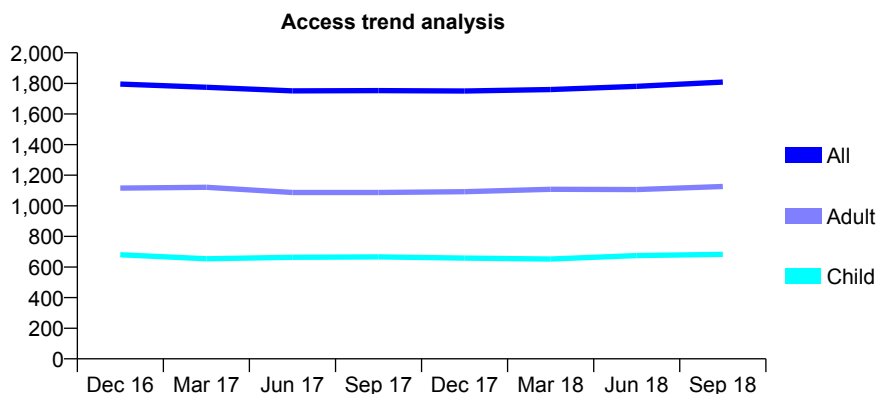
Q62 - Vital Signs At a Glance Contract Report for 949329/0001 - September 2018

Name or company name	MISS H KHALIQ
Contract type name	GDS Contract
Purpose of contract	General
Contract start date	01/04/2006
Contract end date	

18/19 Contracted general activity (UDA)	2,999
Carry forward general activity (UDA)	-1
18/19 Contracted orthodontic activity (UOA)	0
Carry forward orthodontic activity (UOA)	0
Baseline contract value	£83,201.66

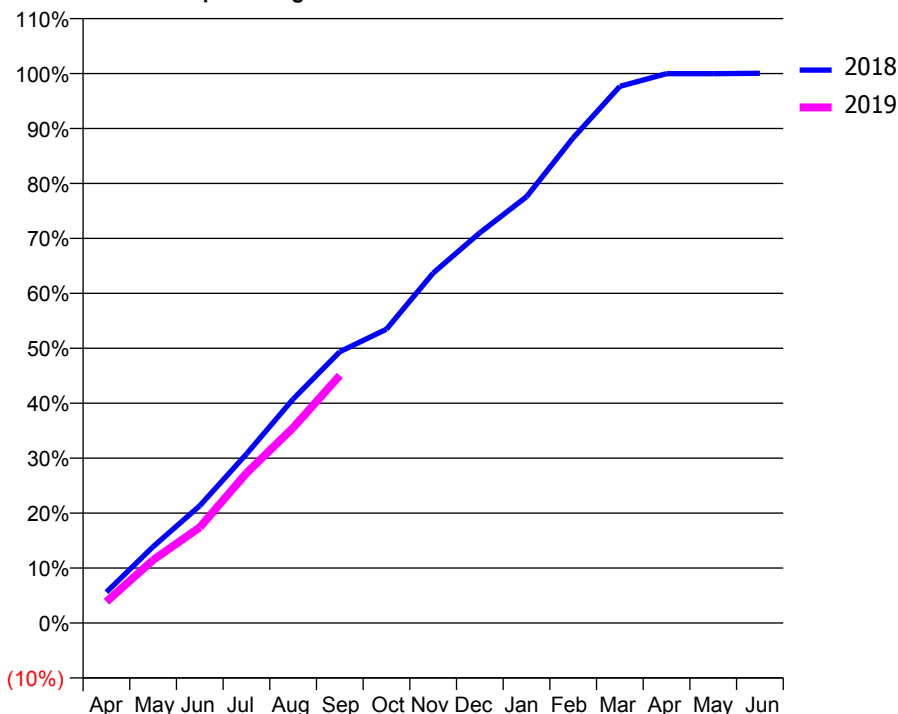
ACCESS*

Patients seen in 24 months	Total	Change since previous quarter
Quarter ending September 2017	1,753	
Quarter ending December 2017	1,750	→
Quarter ending March 2018	1,760	→
Quarter ending June 2018	1,781	→
Quarter ending September 2018	1,809	→
Variance since September 2017	3.2%	↑



ACTIVITY

Cumulative percentage of contracted UDA delivered 2018 & 2019



Adjusted Scheduled Activity (UDA)

Month	2018	2019
April	168	116
May	417	344
June	640	522
July	923	818
August	1,222	1,066
September	1,481	1,351
October	1,604	
November	1,910	
December	2,130	
January	2,326	
February	2,648	
March	2,929	
April	2,998	
May	2,998	
June	3,000	

QUALITY

	Quantity	Base Number	Contract	AT	Region	England
% of FP17s for the same patient ID Re-attending within 3 months - Children	15	492	3.0%	9.9%	11.5%	11.6%
% of FP17s for the same patient ID Re-attending within 3 months - Adults	19	555	3.4%	15.6%	16.5%	15.5%
% of FP17s for the same patient ID Re-attending between 3 & 9 months - Children	256	492	52.0%	48.4%	48.5%	58.8%
% of FP17s for the same patient ID Re-attending between 3 & 9 months - Adults	227	555	40.9%	38.4%	39.1%	51.1%
% of FP17s for Band 1 Urgent Courses	26	998	2.6%	11.0%	10.6%	9.0%
% of FP17s Relating to Free Repair or Replacements	0	998	0.0%	0.5%	0.5%	0.8%
% of FP17s Relating to Continuations	3	998	0.3%	0.5%	0.7%	0.9%
% of Patients satisfied with the dentistry they have received	1	1	N/A	89.0%	90.5%	93.3%
% of Patients satisfied with the time they had to wait for an appointment	1	1	N/A	85.3%	85.1%	88.9%

* This is based on patients treated on this contract for their most recent course of treatment. Figures in italics indicate the base number of FP17s or Patient Questionnaire responses are less than 100. N/A is shown where the base number of responses is less than 10 during the period. % is calculated as Quantity/Base number*100

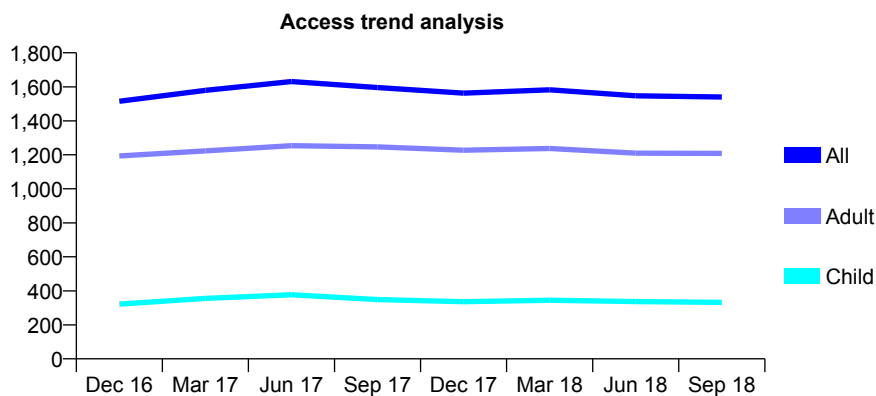
Q62 - Vital Signs At a Glance Contract Report for 951196/0001 - September 2018

Name or company name	Cornerstone Dental Practice
Contract type name	GDS Contract
Purpose of contract	General
Contract start date	01/04/2006
Contract end date	

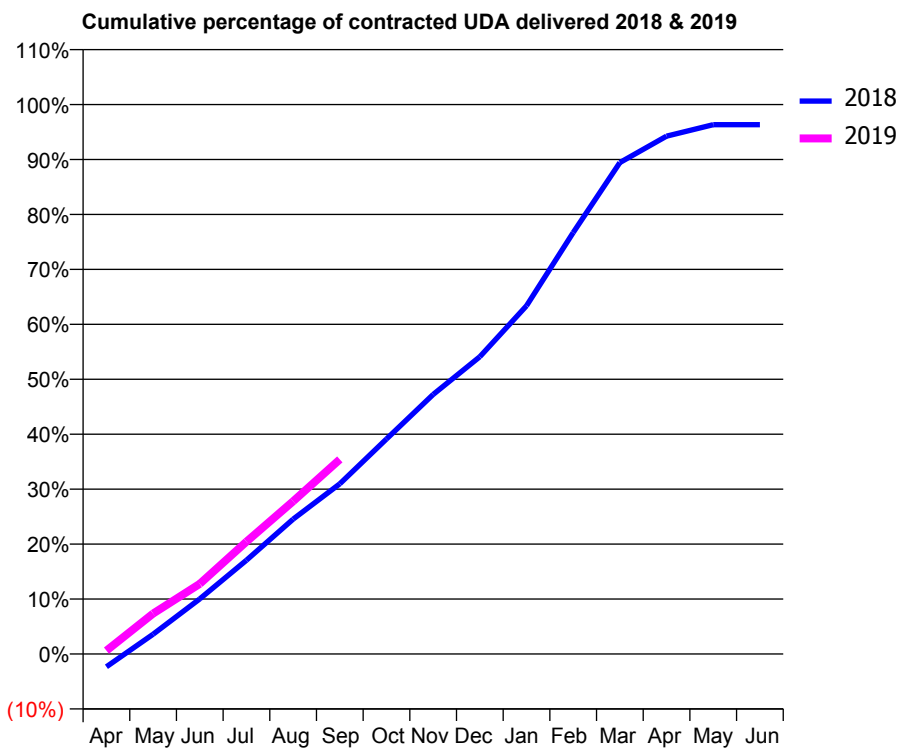
18/19 Contracted general activity (UDA)	6,243
Carry forward general activity (UDA)	229
18/19 Contracted orthodontic activity (UOA)	0
Carry forward orthodontic activity (UOA)	0
Baseline contract value	£197,575.09

ACCESS*

Patients seen in 24 months	Total	Change since previous quarter
Quarter ending September 2017	1,596	
Quarter ending December 2017	1,563	↓
Quarter ending March 2018	1,582	→
Quarter ending June 2018	1,547	↓
Quarter ending September 2018	1,540	→
Variance since September 2017	(3.5%)	↓



ACTIVITY



Month	Adjusted Scheduled Activity (UDA)	
	2018	2019
April	-146	38
May	224	460
June	626	798
July	1,065	1,276
August	1,532	1,735
September	1,934	2,211
October	2,442	
November	2,948	
December	3,377	
January	3,957	
February	4,788	
March	5,583	
April	5,883	
May	6,014	
June	6,014	

QUALITY

	Quantity	Base Number	Contract	AT	Region	England
% of FP17s for the same patient ID Re-attending within 3 months - Children	6	185	3.2%	9.9%	11.5%	11.6%
% of FP17s for the same patient ID Re-attending within 3 months - Adults	74	643	11.5%	15.6%	16.5%	15.5%
% of FP17s for the same patient ID Re-attending between 3 & 9 months - Children	82	185	44.3%	48.4%	48.5%	58.8%
% of FP17s for the same patient ID Re-attending between 3 & 9 months - Adults	234	643	36.4%	38.4%	39.1%	51.1%
% of FP17s for Band 1 Urgent Courses	19	726	2.6%	11.0%	10.6%	9.0%
% of FP17s Relating to Free Repair or Replacements	0	726	0.0%	0.5%	0.5%	0.8%
% of FP17s Relating to Continuations	0	726	0.0%	0.5%	0.7%	0.9%
% of Patients satisfied with the dentistry they have received	0	0	N/A	89.0%	90.5%	93.3%
% of Patients satisfied with the time they had to wait for an appointment	0	0	N/A	85.3%	85.1%	88.9%

* This is based on patients treated on this contract for their most recent course of treatment. Figures in italics indicate the base number of FP17s or Patient Questionnaire responses are less than 100. N/A is shown where the base number of responses is less than 10 during the period. % is calculated as Quantity/Base number*100

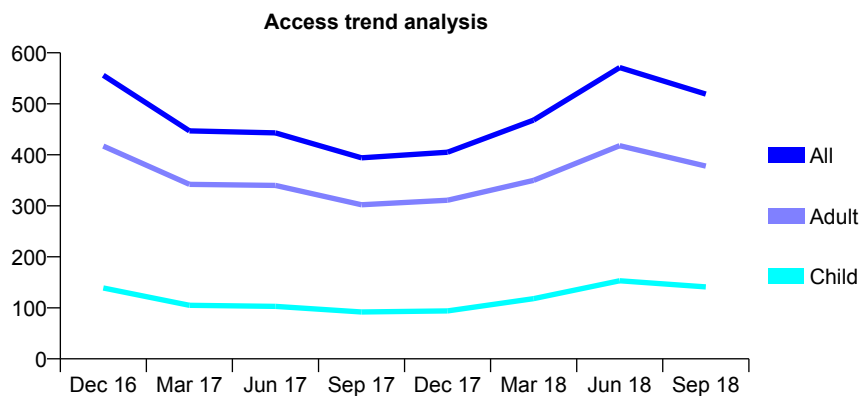
Q62 - Vital Signs At a Glance Contract Report for 960837/0003 - September 2018

Name or company name	MISS A VAZIR
Contract type name	GDS Contract
Purpose of contract	General
Contract start date	01/05/2013
Contract end date	

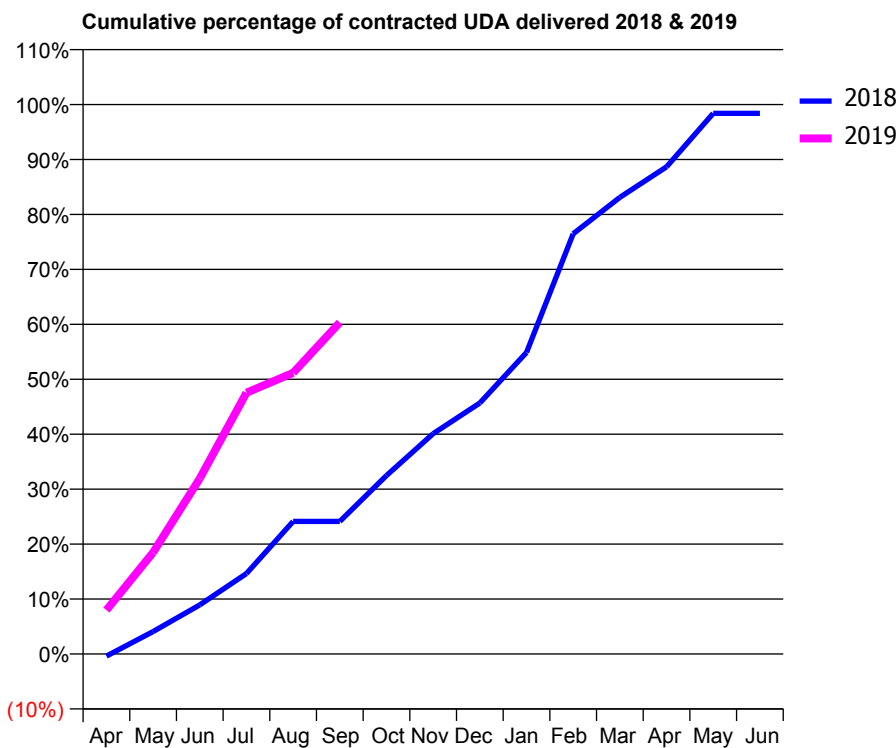
18/19 Contracted general activity (UDA)	2,000
Carry forward general activity (UDA)	32
18/19 Contracted orthodontic activity (UOA)	0
Carry forward orthodontic activity (UOA)	0
Baseline contract value	£53,537.06

ACCESS*

Patients seen in 24 months	Total	Change since previous quarter
Quarter ending September 2017	394	
Quarter ending December 2017	405	↑
Quarter ending March 2018	468	↑
Quarter ending June 2018	571	↑
Quarter ending September 2018	519	↓
Variance since September 2017	31.7%	↑



ACTIVITY



Month	Adjusted Scheduled Activity (UDA)	
	2018	2019
April	-8	160
May	82	369
June	179	639
July	293	951
August	483	1,023
September	483	1,207
October	650	
November	802	
December	914	
January	1,098	
February	1,529	
March	1,662	
April	1,773	
May	1,968	
June	1,968	

QUALITY

	Quantity	Base Number	Contract	AT	Region	England
% of FP17s for the same patient ID Re-attending within 3 months - Children	9	113	8.0%	9.9%	11.5%	11.6%
% of FP17s for the same patient ID Re-attending within 3 months - Adults	21	244	8.6%	15.6%	16.5%	15.5%
% of FP17s for the same patient ID Re-attending between 3 & 9 months - Children	26	113	23.0%	48.4%	48.5%	58.8%
% of FP17s for the same patient ID Re-attending between 3 & 9 months - Adults	33	244	13.5%	38.4%	39.1%	51.1%
% of FP17s for Band 1 Urgent Courses	23	305	7.5%	11.0%	10.6%	9.0%
% of FP17s Relating to Free Repair or Replacements	0	305	0.0%	0.5%	0.5%	0.8%
% of FP17s Relating to Continuations	0	305	0.0%	0.5%	0.7%	0.9%
% of Patients satisfied with the dentistry they have received	0	0	N/A	89.0%	90.5%	93.3%
% of Patients satisfied with the time they had to wait for an appointment	0	0	N/A	85.3%	85.1%	88.9%

* This is based on patients treated on this contract for their most recent course of treatment. Figures in italics indicate the base number of FP17s or Patient Questionnaire responses are less than 100. N/A is shown where the base number of responses is less than 10 during the period. % is calculated as Quantity/Base number*100

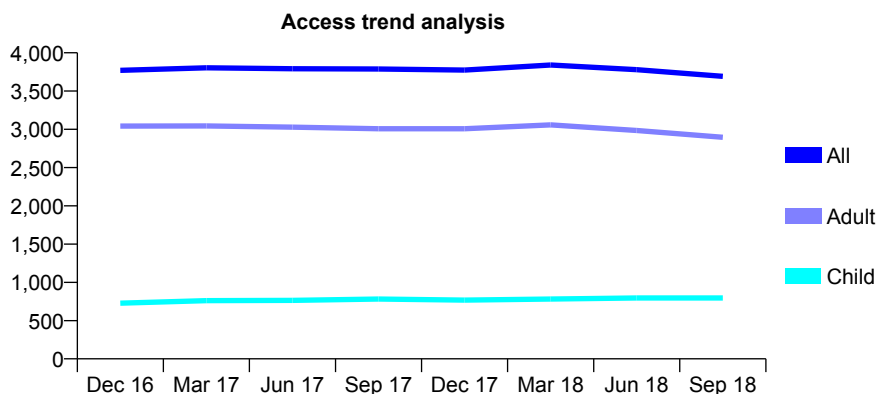
Q62 - Vital Signs At a Glance Contract Report for 961256/0001 - September 2018

Name or company name	Archna Patel and Rajesh Kylahsum
Contract type name	GDS Contract
Purpose of contract	General
Contract start date	01/01/2012
Contract end date	

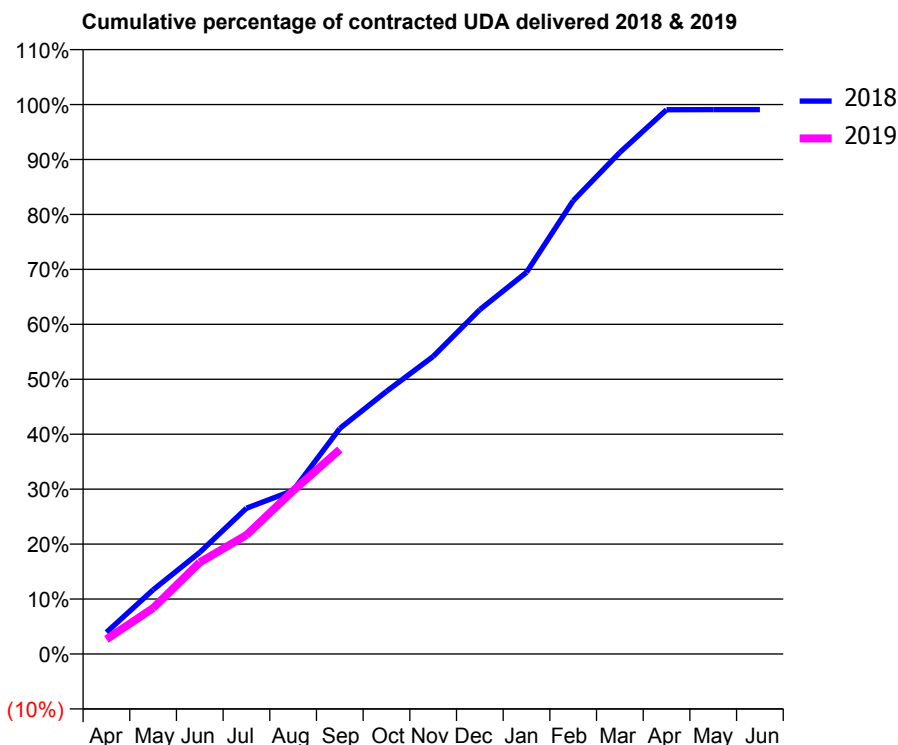
18/19 Contracted general activity (UDA)	9,749
Carry forward general activity (UDA)	90
18/19 Contracted orthodontic activity (UOA)	0
Carry forward orthodontic activity (UOA)	0
Baseline contract value	£274,253.17

ACCESS*

Patients seen in 24 months	Total	Change since previous quarter
Quarter ending September 2017	3,789	
Quarter ending December 2017	3,775	→
Quarter ending March 2018	3,840	→
Quarter ending June 2018	3,780	↓
Quarter ending September 2018	3,692	↓
Variance since September 2017	(2.6%)	↓



ACTIVITY



Adjusted Scheduled Activity (UDA)		
Month	2018	2019
April	386	263
May	1,140	814
June	1,804	1,626
July	2,587	2,113
August	2,901	2,897
September	4,003	3,628
October	4,659	
November	5,279	
December	6,109	
January	6,771	
February	8,043	
March	8,900	
April	9,655	
May	9,659	
June	9,659	

QUALITY

	Quantity	Base Number	Contract	AT	Region	England
% of FP17s for the same patient ID Re-attending within 3 months - Children	43	607	7.1%	9.9%	11.5%	11.6%
% of FP17s for the same patient ID Re-attending within 3 months - Adults	247	1,702	14.5%	15.6%	16.5%	15.5%
% of FP17s for the same patient ID Re-attending between 3 & 9 months - Children	361	607	59.5%	48.4%	48.5%	58.8%
% of FP17s for the same patient ID Re-attending between 3 & 9 months - Adults	868	1,702	51.0%	38.4%	39.1%	51.1%
% of FP17s for Band 1 Urgent Courses	118	1,751	6.7%	11.0%	10.6%	9.0%
% of FP17s Relating to Free Repair or Replacements	7	1,751	0.4%	0.5%	0.5%	0.8%
% of FP17s Relating to Continuations	8	1,751	0.5%	0.5%	0.7%	0.9%
% of Patients satisfied with the dentistry they have received	1	1	N/A	89.0%	90.5%	93.3%
% of Patients satisfied with the time they had to wait for an appointment	1	1	N/A	85.3%	85.1%	88.9%

* This is based on patients treated on this contract for their most recent course of treatment. Figures in italics indicate the base number of FP17s or Patient Questionnaire responses are less than 100. N/A is shown where the base number of responses is less than 10 during the period. % is calculated as Quantity/Base number*100

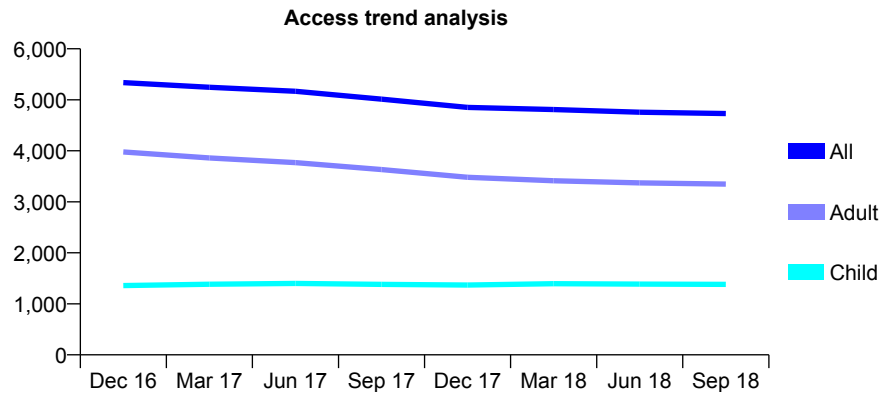
Q62 - Vital Signs At a Glance Contract Report for 963895/0001 - September 2018

Name or company name	MR SK MAKHIJANI
Contract type name	GDS Contract
Purpose of contract	General
Contract start date	01/04/2006
Contract end date	

18/19 Contracted general activity (UDA)	9,654
Carry forward general activity (UDA)	289
18/19 Contracted orthodontic activity (UOA)	0
Carry forward orthodontic activity (UOA)	0
Baseline contract value	£236,277.42

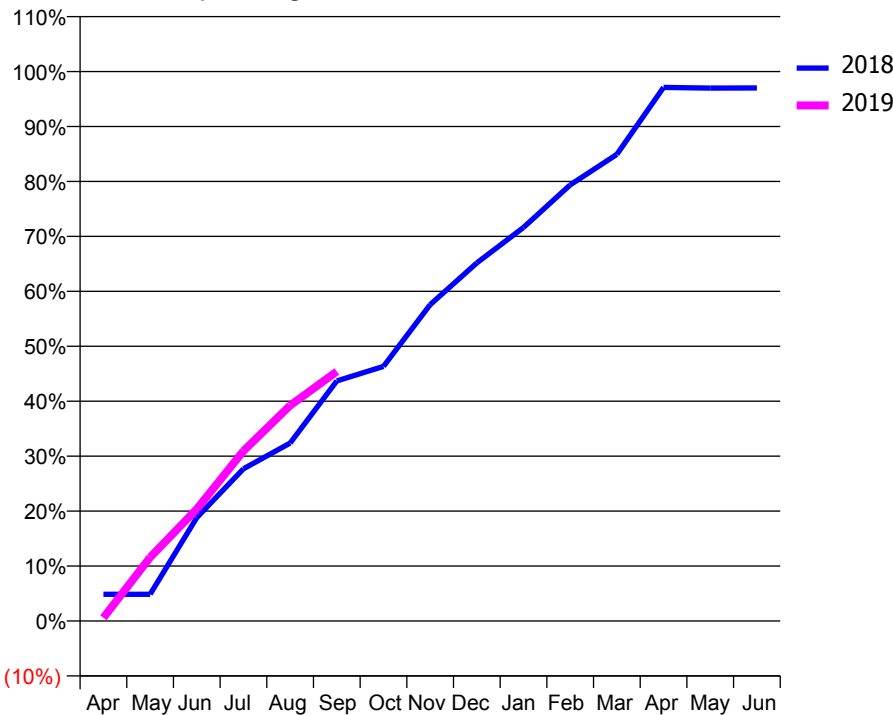
ACCESS*

Patients seen in 24 months	Total	Change since previous quarter
Quarter ending September 2017	5,014	
Quarter ending December 2017	4,850	↓
Quarter ending March 2018	4,809	→
Quarter ending June 2018	4,758	↓
Quarter ending September 2018	4,731	→
Variance since September 2017	(5.6%)	↓



ACTIVITY

Cumulative percentage of contracted UDA delivered 2018 & 2019



Month	Adjusted Scheduled Activity (UDA)	
	2018	2019
April	470	58
May	470	1,118
June	1,816	1,966
July	2,674	2,988
August	3,126	3,786
September	4,217	4,384
October	4,474	
November	5,557	
December	6,291	
January	6,914	
February	7,663	
March	8,198	
April	9,374	
May	9,362	
June	9,365	

QUALITY

	Quantity	Base Number	Contract	AT	Region	England
% of FP17s for the same patient ID Re-attending within 3 months - Children	62	914	6.8%	9.9%	11.5%	11.6%
% of FP17s for the same patient ID Re-attending within 3 months - Adults	214	1,915	11.2%	15.6%	16.5%	15.5%
% of FP17s for the same patient ID Re-attending between 3 & 9 months - Children	309	914	33.8%	48.4%	48.5%	58.8%
% of FP17s for the same patient ID Re-attending between 3 & 9 months - Adults	702	1,915	36.7%	38.4%	39.1%	51.1%
% of FP17s for Band 1 Urgent Courses	199	2,310	8.6%	11.0%	10.6%	9.0%
% of FP17s Relating to Free Repair or Replacements	8	2,310	0.3%	0.5%	0.5%	0.8%
% of FP17s Relating to Continuations	4	2,310	0.2%	0.5%	0.7%	0.9%
% of Patients satisfied with the dentistry they have received	4	5	N/A	89.0%	90.5%	93.3%
% of Patients satisfied with the time they had to wait for an appointment	5	5	N/A	85.3%	85.1%	88.9%

* This is based on patients treated on this contract for their most recent course of treatment. Figures in italics indicate the base number of FP17s or Patient Questionnaire responses are less than 100. N/A is shown where the base number of responses is less than 10 during the period. % is calculated as Quantity/Base number*100

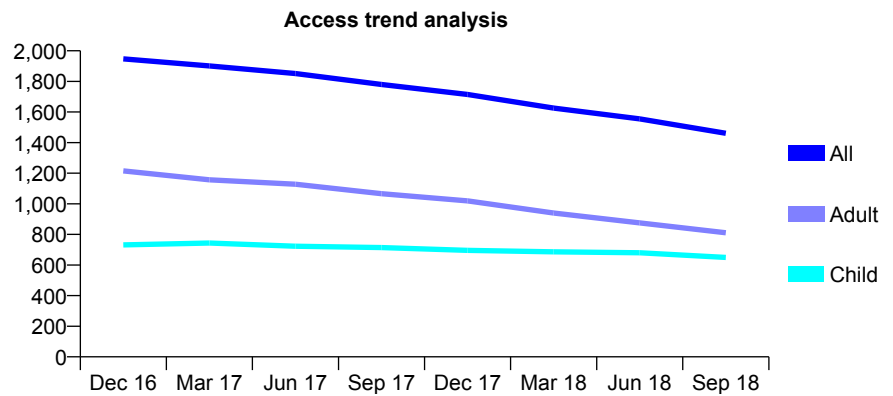
Q62 - Vital Signs At a Glance Contract Report for 967548/0001 - September 2018

Name or company name	Mr Ali J Abulhab
Contract type name	GDS Contract
Purpose of contract	General
Contract start date	01/12/2008
Contract end date	

18/19 Contracted general activity (UDA)	5,500
Carry forward general activity (UDA)	0
18/19 Contracted orthodontic activity (UOA)	0
Carry forward orthodontic activity (UOA)	0
Baseline contract value	£137,640.21

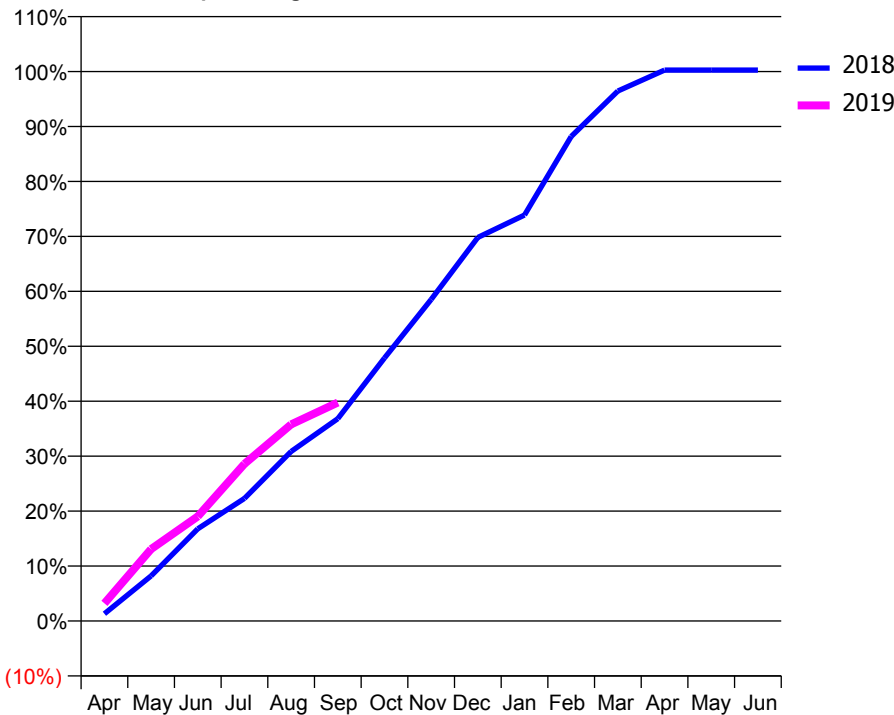
ACCESS*

Patients seen in 24 months	Total	Change since previous quarter
Quarter ending September 2017	1,780	
Quarter ending December 2017	1,715	↓
Quarter ending March 2018	1,626	↓
Quarter ending June 2018	1,555	↓
Quarter ending September 2018	1,461	↓
Variance since September 2017	(17.9%)	↓



ACTIVITY

Cumulative percentage of contracted UDA delivered 2018 & 2019



Month	Adjusted Scheduled Activity (UDA)	
	2018	2019
April	73	176
May	452	720
June	923	1,047
July	1,227	1,573
August	1,698	1,968
September	2,026	2,187
October	2,633	
November	3,218	
December	3,839	
January	4,063	
February	4,850	
March	5,305	
April	5,514	
May	5,514	
June	5,514	

QUALITY

	Quantity	Base Number	Contract	AT	Region	England
% of FP17s for the same patient ID Re-attending within 3 months - Children	48	425	11.3%	9.9%	11.5%	11.6%
% of FP17s for the same patient ID Re-attending within 3 months - Adults	65	301	21.6%	15.6%	16.5%	15.5%
% of FP17s for the same patient ID Re-attending between 3 & 9 months - Children	200	425	47.1%	48.4%	48.5%	58.8%
% of FP17s for the same patient ID Re-attending between 3 & 9 months - Adults	87	301	28.9%	38.4%	39.1%	51.1%
% of FP17s for Band 1 Urgent Courses	34	668	5.1%	11.0%	10.6%	9.0%
% of FP17s Relating to Free Repair or Replacements	1	668	0.1%	0.5%	0.5%	0.8%
% of FP17s Relating to Continuations	0	668	0.0%	0.5%	0.7%	0.9%
% of Patients satisfied with the dentistry they have received	0	0	N/A	89.0%	90.5%	93.3%
% of Patients satisfied with the time they had to wait for an appointment	0	0	N/A	85.3%	85.1%	88.9%

* This is based on patients treated on this contract for their most recent course of treatment. Figures in italics indicate the base number of FP17s or Patient Questionnaire responses are less than 100. N/A is shown where the base number of responses is less than 10 during the period. % is calculated as Quantity/Base number*100

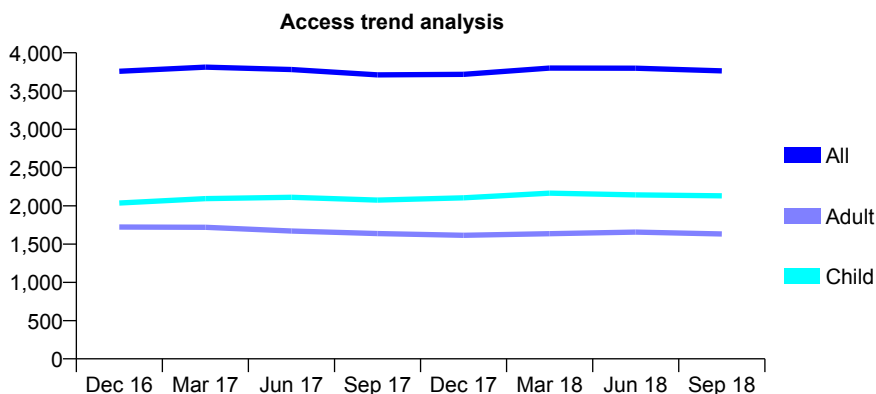
Q62 - Vital Signs At a Glance Contract Report for 979414/0003 - September 2018

Name or company name	MR SS GHALLEY
Contract type name	GDS Contract
Purpose of contract	General
Contract start date	01/04/2006
Contract end date	

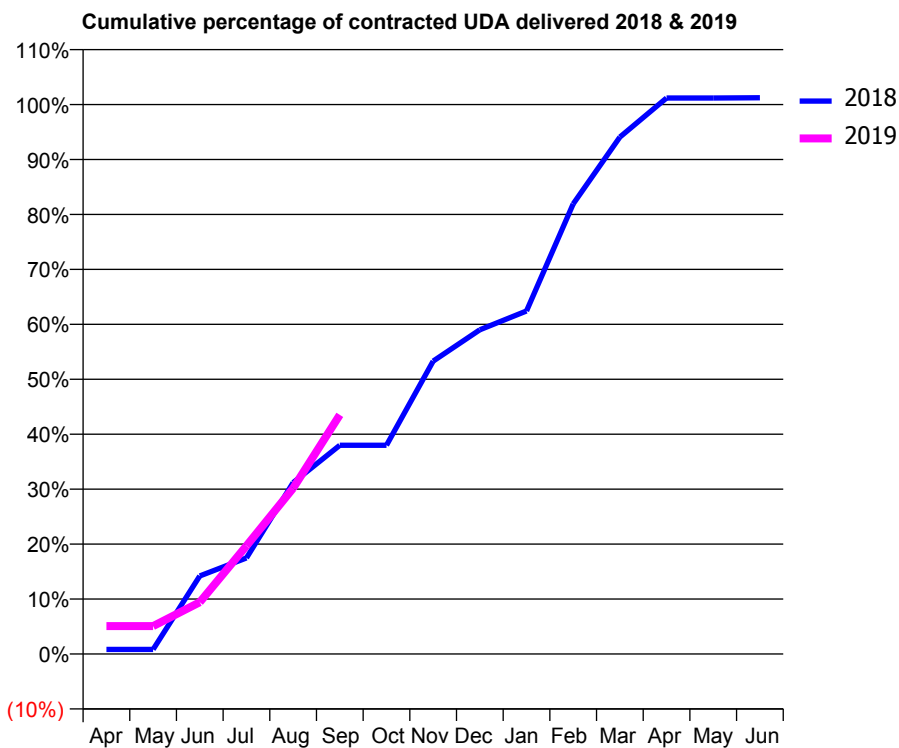
18/19 Contracted general activity (UDA)	13,002
Carry forward general activity (UDA)	-159
18/19 Contracted orthodontic activity (UOA)	0
Carry forward orthodontic activity (UOA)	0
Baseline contract value	£432,714.17

ACCESS*

Patients seen in 24 months	Total	Change since previous quarter
Quarter ending September 2017	3,712	
Quarter ending December 2017	3,719	→
Quarter ending March 2018	3,800	↑
Quarter ending June 2018	3,799	→
Quarter ending September 2018	3,763	→
Variance since September 2017	1.4%	→



ACTIVITY



Month	Adjusted Scheduled Activity (UDA)	
	2018	2019
April	110	661
May	110	661
June	1,847	1,225
July	2,272	2,561
August	4,055	3,922
September	4,940	5,660
October	4,940	
November	6,929	
December	7,673	
January	8,118	
February	10,651	
March	12,230	
April	13,157	
May	13,157	
June	13,161	

QUALITY

	Quantity	Base Number	Contract	AT	Region	England
% of FP17s for the same patient ID Re-attending within 3 months - Children	97	1,217	8.0%	9.9%	11.5%	11.6%
% of FP17s for the same patient ID Re-attending within 3 months - Adults	173	984	17.6%	15.6%	16.5%	15.5%
% of FP17s for the same patient ID Re-attending between 3 & 9 months - Children	657	1,217	54.0%	48.4%	48.5%	58.8%
% of FP17s for the same patient ID Re-attending between 3 & 9 months - Adults	412	984	41.9%	38.4%	39.1%	51.1%
% of FP17s for Band 1 Urgent Courses	154	1,987	7.8%	11.0%	10.6%	9.0%
% of FP17s Relating to Free Repair or Replacements	1	1,987	0.1%	0.5%	0.5%	0.8%
% of FP17s Relating to Continuations	40	1,987	2.0%	0.5%	0.7%	0.9%
% of Patients satisfied with the dentistry they have received	1	2	N/A	89.0%	90.5%	93.3%
% of Patients satisfied with the time they had to wait for an appointment	1	2	N/A	85.3%	85.1%	88.9%

* This is based on patients treated on this contract for their most recent course of treatment. Figures in italics indicate the base number of FP17s or Patient Questionnaire responses are less than 100. N/A is shown where the base number of responses is less than 10 during the period. % is calculated as Quantity/Base number*100

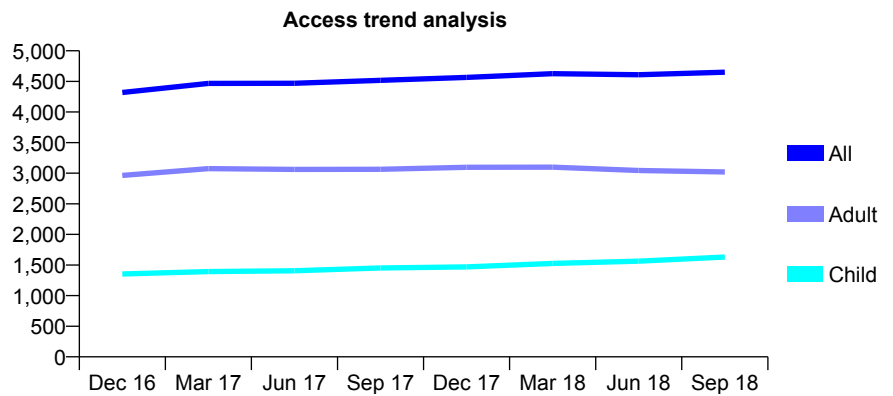
Q62 - Vital Signs At a Glance Contract Report for 979414/0005 - September 2018

Name or company name	Baljeet Singh Chawla
Contract type name	GDS Contract
Purpose of contract	General
Contract start date	01/05/2009
Contract end date	

18/19 Contracted general activity (UDA)	12,820
Carry forward general activity (UDA)	-255
18/19 Contracted orthodontic activity (UOA)	0
Carry forward orthodontic activity (UOA)	0
Baseline contract value	£333,519.00

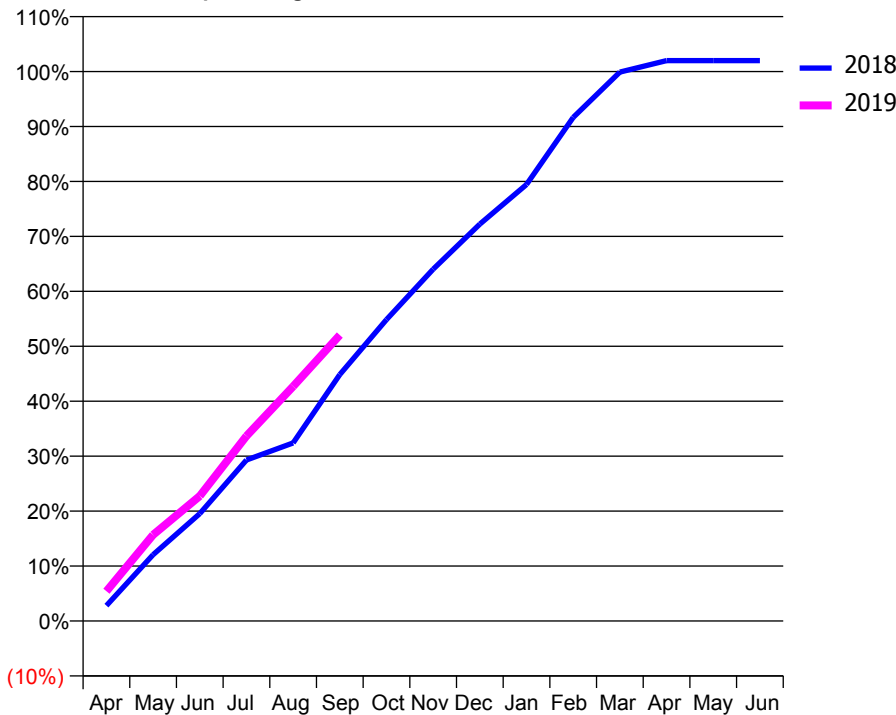
ACCESS*

Patients seen in 24 months	Total	Change since previous quarter
Quarter ending September 2017	4,517	
Quarter ending December 2017	4,565	→
Quarter ending March 2018	4,626	→
Quarter ending June 2018	4,608	→
Quarter ending September 2018	4,651	→
Variance since September 2017	3.0%	↑



ACTIVITY

Cumulative percentage of contracted UDA delivered 2018 & 2019



Month	Adjusted Scheduled Activity (UDA)	
	2018	2019
April	359	695
May	1,549	2,012
June	2,507	2,915
July	3,757	4,316
August	4,154	5,474
September	5,750	6,672
October	7,032	
November	8,209	
December	9,259	
January	10,184	
February	11,750	
March	12,806	
April	13,074	
May	13,074	
June	13,075	

QUALITY

	Quantity	Base Number	Contract	AT	Region	England
% of FP17s for the same patient ID Re-attending within 3 months - Children	107	1,335	8.0%	9.9%	11.5%	11.6%
% of FP17s for the same patient ID Re-attending within 3 months - Adults	254	1,601	15.9%	15.6%	16.5%	15.5%
% of FP17s for the same patient ID Re-attending between 3 & 9 months - Children	766	1,335	57.4%	48.4%	48.5%	58.8%
% of FP17s for the same patient ID Re-attending between 3 & 9 months - Adults	590	1,601	36.9%	38.4%	39.1%	51.1%
% of FP17s for Band 1 Urgent Courses	242	2,798	8.6%	11.0%	10.6%	9.0%
% of FP17s Relating to Free Repair or Replacements	25	2,798	0.9%	0.5%	0.5%	0.8%
% of FP17s Relating to Continuations	9	2,798	0.3%	0.5%	0.7%	0.9%
% of Patients satisfied with the dentistry they have received	1	2	N/A	89.0%	90.5%	93.3%
% of Patients satisfied with the time they had to wait for an appointment	2	2	N/A	85.3%	85.1%	88.9%

* This is based on patients treated on this contract for their most recent course of treatment. Figures in italics indicate the base number of FP17s or Patient Questionnaire responses are less than 100. N/A is shown where the base number of responses is less than 10 during the period. % is calculated as Quantity/Base number*100

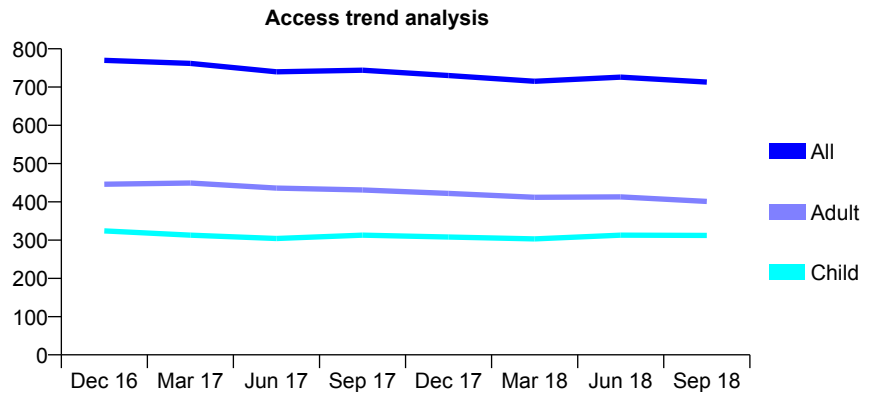
Q62 - Vital Signs At a Glance Contract Report for 982849/0001 - September 2018

Name or company name	Mr Russell J O'Malley and Mr Adam E Won
Contract type name	GDS Contract
Purpose of contract	General
Contract start date	01/04/2006
Contract end date	

18/19 Contracted general activity (UDA)	1,355
Carry forward general activity (UDA)	0
18/19 Contracted orthodontic activity (UOA)	0
Carry forward orthodontic activity (UOA)	0
Baseline contract value	£36,633.08

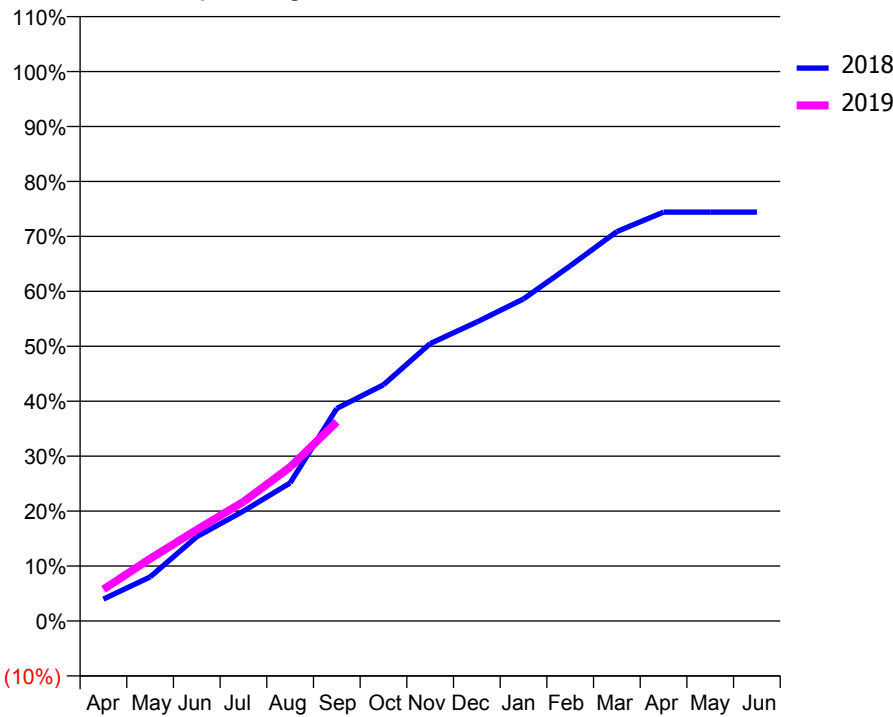
ACCESS*

Patients seen in 24 months	Total	Change since previous quarter
Quarter ending September 2017	744	
Quarter ending December 2017	730	↓
Quarter ending March 2018	715	↓
Quarter ending June 2018	726	→
Quarter ending September 2018	713	↓
Variance since September 2017	(4.2%)	↓



ACTIVITY

Cumulative percentage of contracted UDA delivered 2018 & 2019



Adjusted Scheduled Activity (UDA)		
Month	2018	2019
April	54	78
May	109	154
June	208	225
July	271	294
August	341	380
September	524	491
October	583	
November	684	
December	737	
January	794	
February	876	
March	960	
April	1,008	
May	1,008	
June	1,008	

QUALITY

	Quantity	Base Number	Contract	AT	Region	England
% of FP17s for the same patient ID Re-attending within 3 months - Children	6	172	3.5%	9.9%	11.5%	11.6%
% of FP17s for the same patient ID Re-attending within 3 months - Adults	16	219	7.3%	15.6%	16.5%	15.5%
% of FP17s for the same patient ID Re-attending between 3 & 9 months - Children	54	172	31.4%	48.4%	48.5%	58.8%
% of FP17s for the same patient ID Re-attending between 3 & 9 months - Adults	70	219	32.0%	38.4%	39.1%	51.1%
% of FP17s for Band 1 Urgent Courses	15	349	4.3%	11.0%	10.6%	9.0%
% of FP17s Relating to Free Repair or Replacements	0	349	0.0%	0.5%	0.5%	0.8%
% of FP17s Relating to Continuations	0	349	0.0%	0.5%	0.7%	0.9%
% of Patients satisfied with the dentistry they have received	0	0	N/A	89.0%	90.5%	93.3%
% of Patients satisfied with the time they had to wait for an appointment	0	0	N/A	85.3%	85.1%	88.9%

* This is based on patients treated on this contract for their most recent course of treatment. Figures in italics indicate the base number of FP17s or Patient Questionnaire responses are less than 100. N/A is shown where the base number of responses is less than 10 during the period. % is calculated as Quantity/Base number*100

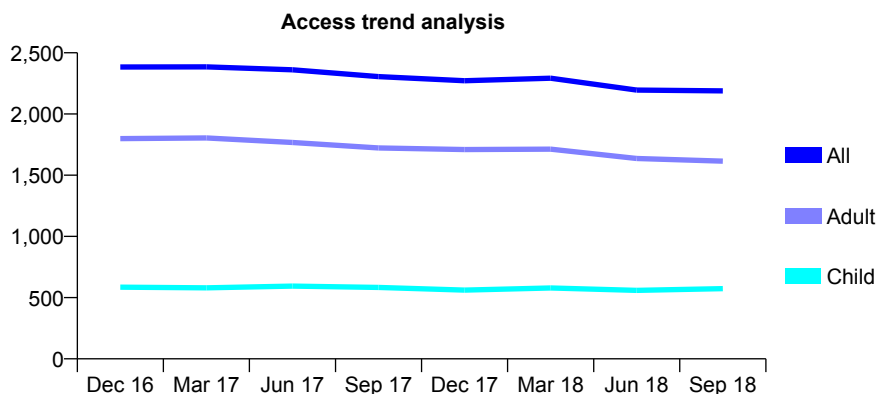
Q62 - Vital Signs At a Glance Contract Report for 998214/0001 - September 2018

Name or company name	MR DS KOONER
Contract type name	GDS Contract
Purpose of contract	General
Contract start date	01/04/2006
Contract end date	

18/19 Contracted general activity (UDA)	7,767
Carry forward general activity (UDA)	0
18/19 Contracted orthodontic activity (UOA)	0
Carry forward orthodontic activity (UOA)	0
Baseline contract value	£237,125.45

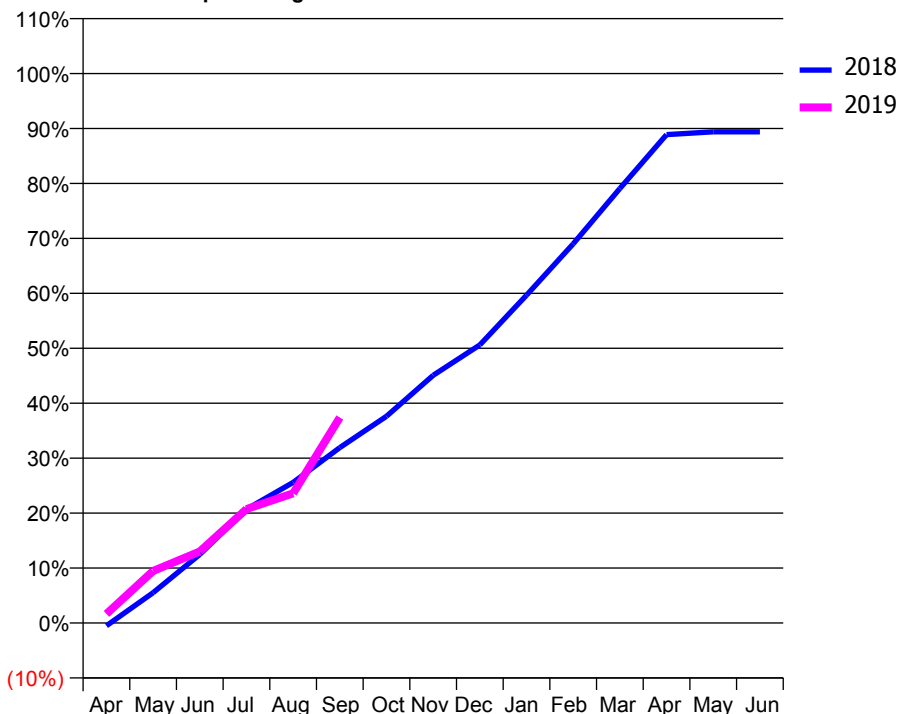
ACCESS*

Patients seen in 24 months	Total	Change since previous quarter
Quarter ending September 2017	2,306	
Quarter ending December 2017	2,272	↓
Quarter ending March 2018	2,292	→
Quarter ending June 2018	2,196	↓
Quarter ending September 2018	2,189	→
Variance since September 2017	(5.1%)	↓



ACTIVITY

Cumulative percentage of contracted UDA delivered 2018 & 2019



Month	Adjusted Scheduled Activity (UDA)	
	2018	2019
April	-40	130
May	428	735
June	969	1,012
July	1,608	1,611
August	1,987	1,832
September	2,479	2,906
October	2,923	
November	3,502	
December	3,931	
January	4,634	
February	5,359	
March	6,141	
April	6,903	
May	6,943	
June	6,943	

QUALITY

	Quantity	Base Number	Contract	AT	Region	England
% of FP17s for the same patient ID Re-attending within 3 months - Children	24	329	7.3%	9.9%	11.5%	11.6%
% of FP17s for the same patient ID Re-attending within 3 months - Adults	113	700	16.1%	15.6%	16.5%	15.5%
% of FP17s for the same patient ID Re-attending between 3 & 9 months - Children	76	329	23.1%	48.4%	48.5%	58.8%
% of FP17s for the same patient ID Re-attending between 3 & 9 months - Adults	148	700	21.1%	38.4%	39.1%	51.1%
% of FP17s for Band 1 Urgent Courses	104	848	12.3%	11.0%	10.6%	9.0%
% of FP17s Relating to Free Repair or Replacements	7	848	0.8%	0.5%	0.5%	0.8%
% of FP17s Relating to Continuations	5	848	0.6%	0.5%	0.7%	0.9%
% of Patients satisfied with the dentistry they have received	2	2	N/A	89.0%	90.5%	93.3%
% of Patients satisfied with the time they had to wait for an appointment	2	2	N/A	85.3%	85.1%	88.9%

* This is based on patients treated on this contract for their most recent course of treatment. Figures in italics indicate the base number of FP17s or Patient Questionnaire responses are less than 100. N/A is shown where the base number of responses is less than 10 during the period. % is calculated as Quantity/Base number*100

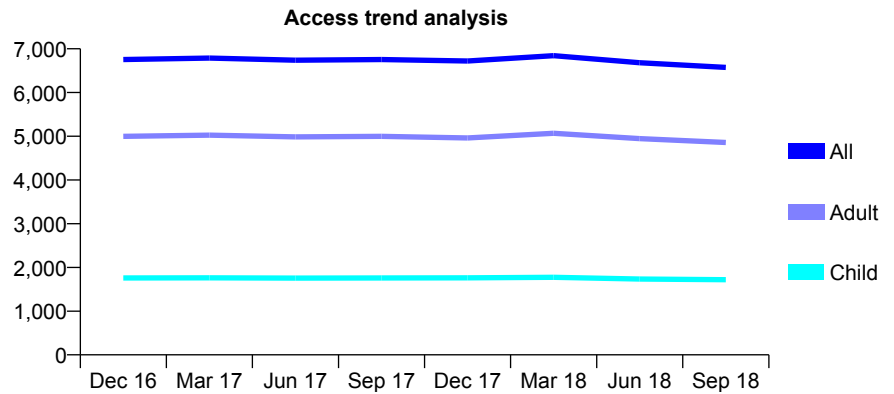
Q62 - Vital Signs At a Glance Contract Report for 998214/0002 - September 2018

Name or company name	MR DS KOONER
Contract type name	GDS Contract
Purpose of contract	General
Contract start date	01/04/2006
Contract end date	

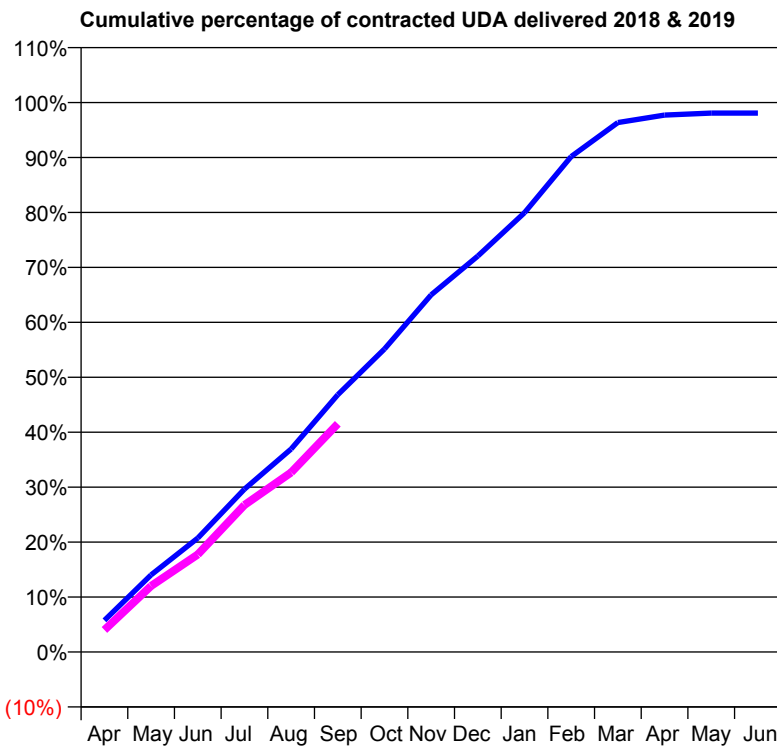
18/19 Contracted general activity (UDA)	16,231
Carry forward general activity (UDA)	13
18/19 Contracted orthodontic activity (UOA)	0
Carry forward orthodontic activity (UOA)	0
Baseline contract value	£537,253.56

ACCESS*

Patients seen in 24 months	Total	Change since previous quarter
Quarter ending September 2017	6,754	
Quarter ending December 2017	6,722	→
Quarter ending March 2018	6,843	→
Quarter ending June 2018	6,681	↓
Quarter ending September 2018	6,576	↓
Variance since September 2017	(2.6%)	↓



ACTIVITY



Adjusted Scheduled Activity (UDA)		
Month	2018	2019
April	935	653
May	2,280	1,952
June	3,367	2,882
July	4,813	4,341
August	5,998	5,302
September	7,601	6,739
October	8,949	
November	10,551	
December	11,697	
January	12,976	
February	14,636	
March	15,640	
April	15,859	
May	15,918	
June	15,918	

QUALITY

	Quantity	Base Number	Contract	AT	Region	England
% of FP17s for the same patient ID Re-attending within 3 months - Children	59	841	7.0%	9.9%	11.5%	11.6%
% of FP17s for the same patient ID Re-attending within 3 months - Adults	321	2,307	13.9%	15.6%	16.5%	15.5%
% of FP17s for the same patient ID Re-attending between 3 & 9 months - Children	279	841	33.2%	48.4%	48.5%	58.8%
% of FP17s for the same patient ID Re-attending between 3 & 9 months - Adults	687	2,307	29.8%	38.4%	39.1%	51.1%
% of FP17s for Band 1 Urgent Courses	237	2,494	9.5%	11.0%	10.6%	9.0%
% of FP17s Relating to Free Repair or Replacements	22	2,494	0.9%	0.5%	0.5%	0.8%
% of FP17s Relating to Continuations	45	2,494	1.8%	0.5%	0.7%	0.9%
% of Patients satisfied with the dentistry they have received	6	6	N/A	89.0%	90.5%	93.3%
% of Patients satisfied with the time they had to wait for an appointment	5	6	N/A	85.3%	85.1%	88.9%

* This is based on patients treated on this contract for their most recent course of treatment. Figures in italics indicate the base number of FP17s or Patient Questionnaire responses are less than 100. N/A is shown where the base number of responses is less than 10 during the period. % is calculated as Quantity/Base number*100

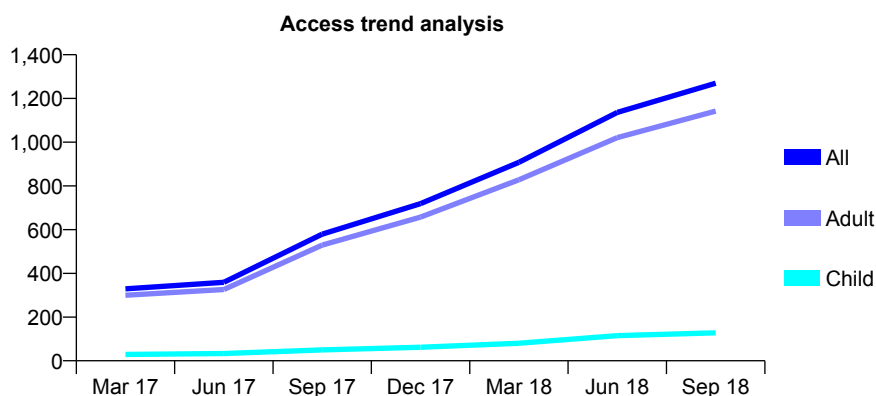
Q63 - Vital Signs At a Glance Contract Report for 100178/0000 - September 2018

Name or company name	Dentistry for You
Contract type name	PDS Contract
Purpose of contract	General
Contract start date	01/07/2016
Contract end date	31/05/2021

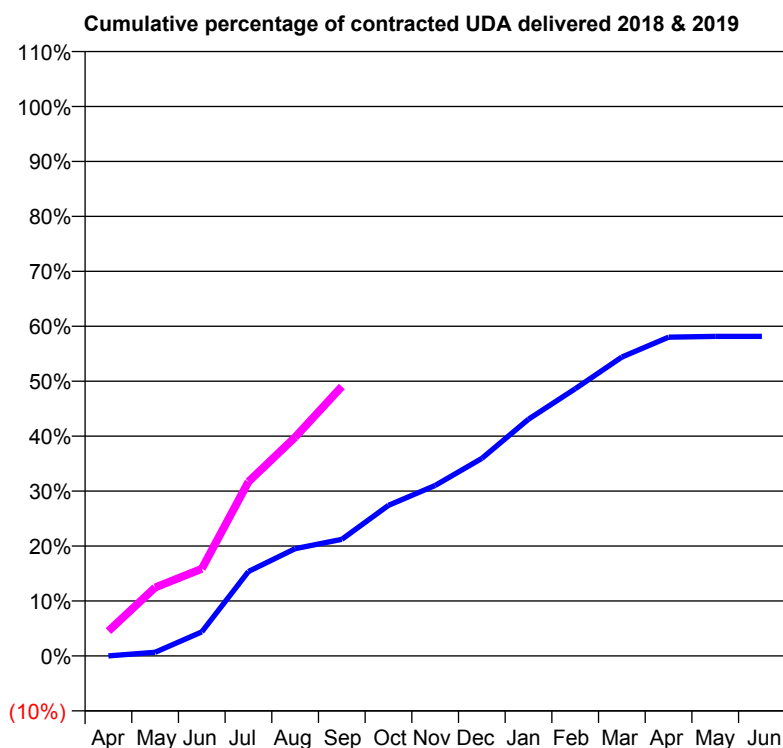
18/19 Contracted general activity (UDA)	2,678
Carry forward general activity (UDA)	0
18/19 Contracted orthodontic activity (UOA)	0
Carry forward orthodontic activity (UOA)	0
Baseline contract value	£135,739.99

ACCESS*

Patients seen in 24 months	Total	Change since previous quarter
Quarter ending September 2017	579	
Quarter ending December 2017	719	↑
Quarter ending March 2018	908	↑
Quarter ending June 2018	1,136	↑
Quarter ending September 2018	1,270	↑
Variance since September 2017	119.3%	↑



ACTIVITY



Month	Adjusted Scheduled Activity (UDA)	
	2018	2019
April	0	121
May	23	334
June	147	425
July	515	849
August	654	1,066
September	711	1,313
October	919	
November	1,039	
December	1,205	
January	1,444	
February	1,629	
March	1,823	
April	1,944	
May	1,949	
June	1,949	

QUALITY

	Quantity	Base Number	Contract	AT	Region	England
% of FP17s for the same patient ID Re-attending within 3 months - Children	2	186	1.1%	9.9%	11.5%	11.6%
% of FP17s for the same patient ID Re-attending within 3 months - Adults	19	1,071	1.8%	15.2%	16.5%	15.5%
% of FP17s for the same patient ID Re-attending between 3 & 9 months - Children	0	186	0.0%	48.8%	48.5%	58.8%
% of FP17s for the same patient ID Re-attending between 3 & 9 months - Adults	6	1,071	0.6%	38.8%	39.1%	51.1%
% of FP17s for Band 1 Urgent Courses	1,085	1,096	99.0%	10.1%	10.6%	9.0%
% of FP17s Relating to Free Repair or Replacements	0	1,096	0.0%	0.6%	0.5%	0.8%
% of FP17s Relating to Continuations	0	1,096	0.0%	0.8%	0.7%	0.9%
% of Patients satisfied with the dentistry they have received	1	1	N/A	91.6%	90.5%	93.3%
% of Patients satisfied with the time they had to wait for an appointment	1	1	N/A	87.5%	85.1%	88.9%

* This is based on patients treated on this contract for their most recent course of treatment. Figures in italics indicate the base number of FP17s or Patient Questionnaire responses are less than 100. N/A is shown where the base number of responses is less than 10 during the period. % is calculated as Quantity/Base number*100

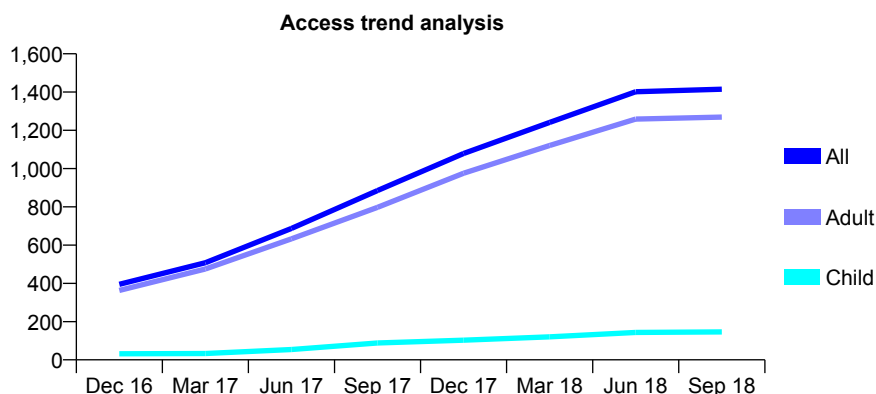
Q63 - Vital Signs At a Glance Contract Report for 100185/0000 - September 2018

Name or company name	IDH Limited
Contract type name	PDS Contract
Purpose of contract	General
Contract start date	01/07/2016
Contract end date	31/05/2021

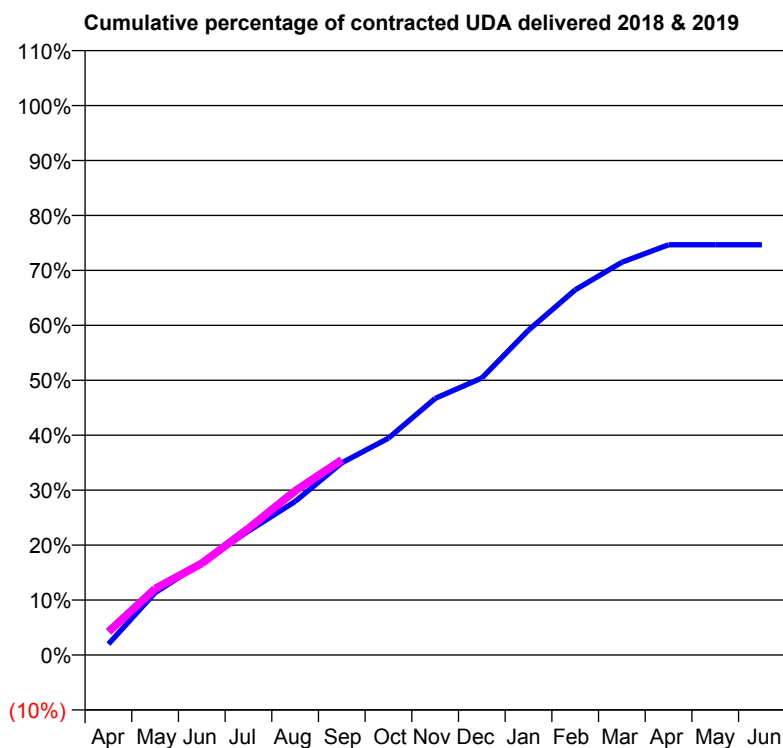
18/19 Contracted general activity (UDA)	3,478
Carry forward general activity (UDA)	0
18/19 Contracted orthodontic activity (UOA)	0
Carry forward orthodontic activity (UOA)	0
Baseline contract value	£179,715.67

ACCESS*

Patients seen in 24 months	Total	Change since previous quarter
Quarter ending September 2017	885	
Quarter ending December 2017	1,079	↑
Quarter ending March 2018	1,241	↑
Quarter ending June 2018	1,402	↑
Quarter ending September 2018	1,415	→
Variance since September 2017	59.9%	↑



ACTIVITY



Month	Adjusted Scheduled Activity (UDA)	
	2018	2019
April	70	147
May	395	420
June	584	581
July	785	801
August	972	1,040
September	1,217	1,235
October	1,373	
November	1,625	
December	1,753	
January	2,057	
February	2,311	
March	2,486	
April	2,597	
May	2,597	
June	2,597	

QUALITY

	Quantity	Base Number	Contract	AT	Region	England
% of FP17s for the same patient ID Re-attending within 3 months - Children	1	151	0.7%	9.9%	11.5%	11.6%
% of FP17s for the same patient ID Re-attending within 3 months - Adults	14	971	1.4%	15.2%	16.5%	15.5%
% of FP17s for the same patient ID Re-attending between 3 & 9 months - Children	2	151	1.3%	48.8%	48.5%	58.8%
% of FP17s for the same patient ID Re-attending between 3 & 9 months - Adults	2	971	0.2%	38.8%	39.1%	51.1%
% of FP17s for Band 1 Urgent Courses	1,026	1,030	99.6%	10.1%	10.6%	9.0%
% of FP17s Relating to Free Repair or Replacements	0	1,030	0.0%	0.6%	0.5%	0.8%
% of FP17s Relating to Continuations	0	1,030	0.0%	0.8%	0.7%	0.9%
% of Patients satisfied with the dentistry they have received	1	1	N/A	91.6%	90.5%	93.3%
% of Patients satisfied with the time they had to wait for an appointment	1	1	N/A	87.5%	85.1%	88.9%

* This is based on patients treated on this contract for their most recent course of treatment. Figures in italics indicate the base number of FP17s or Patient Questionnaire responses are less than 100. N/A is shown where the base number of responses is less than 10 during the period. % is calculated as Quantity/Base number*100

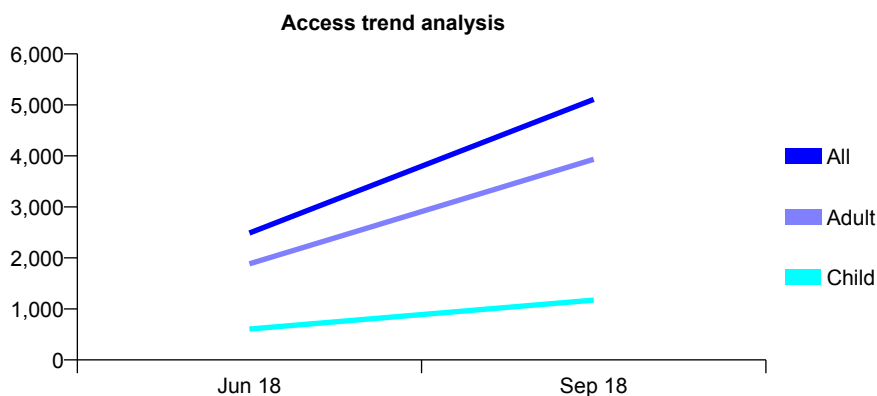
Q63 - Vital Signs At a Glance Contract Report for 100637/0000 - September 2018

Name or company name	Nitin Nagpaul and Hayley Seresht
Contract type name	GDS Contract
Purpose of contract	General
Contract start date	01/04/2018
Contract end date	

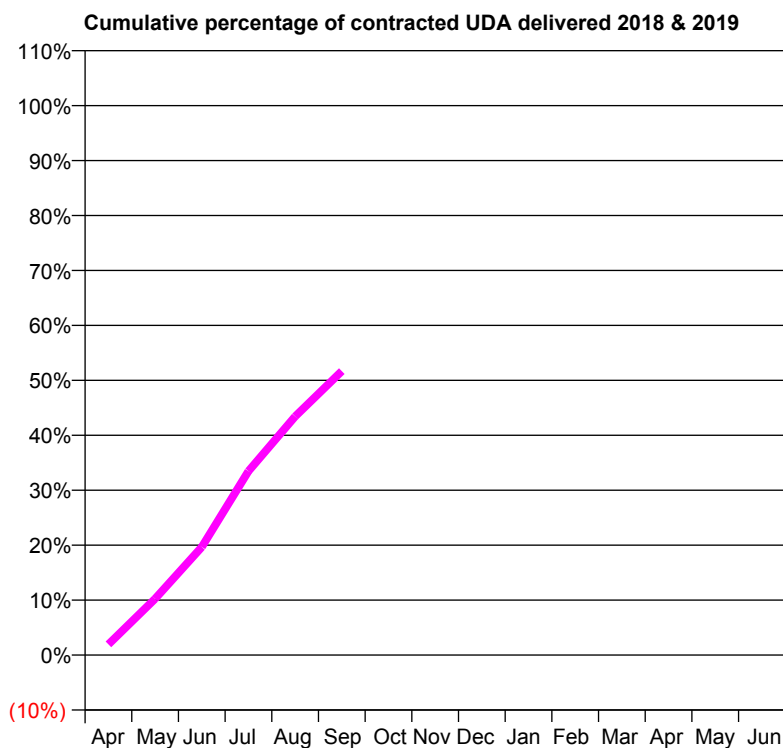
18/19 Contracted general activity (UDA)	26,500
Carry forward general activity (UDA)	0
18/19 Contracted orthodontic activity (UOA)	0
Carry forward orthodontic activity (UOA)	0
Baseline contract value	£768,500.00

ACCESS*

Patients seen in 24 months	Total	Change since previous quarter
Quarter ending September 2017	0	
Quarter ending December 2017	0	
Quarter ending March 2018	0	
Quarter ending June 2018	2,488	↑
Quarter ending September 2018	5,106	↑
Variance since September 2017	N/A	



ACTIVITY



Month	Adjusted Scheduled Activity (UDA)	
	2018	2019
April	0	521
May	0	2,720
June	0	5,209
July	0	8,873
August	0	11,509
September	0	13,693
October	0	
November	0	
December	0	
January	0	
February	0	
March	0	
April	0	
May	0	
June	0	

QUALITY

	Quantity	Base Number	Contract	AT	Region	England
% of FP17s for the same patient ID Re-attending within 3 months - Children	116	1,346	8.6%	9.9%	11.5%	11.6%
% of FP17s for the same patient ID Re-attending within 3 months - Adults	535	4,592	11.7%	15.2%	16.5%	15.5%
% of FP17s for the same patient ID Re-attending between 3 & 9 months - Children	65	1,346	4.8%	48.8%	48.5%	58.8%
% of FP17s for the same patient ID Re-attending between 3 & 9 months - Adults	77	4,592	1.7%	38.8%	39.1%	51.1%
% of FP17s for Band 1 Urgent Courses	1,187	5,938	20.0%	10.1%	10.6%	9.0%
% of FP17s Relating to Free Repair or Replacements	20	5,938	0.3%	0.6%	0.5%	0.8%
% of FP17s Relating to Continuations	88	5,938	1.5%	0.8%	0.7%	0.9%
% of Patients satisfied with the dentistry they have received	1	1	N/A	91.6%	90.5%	93.3%
% of Patients satisfied with the time they had to wait for an appointment	1	1	N/A	87.5%	85.1%	88.9%

* This is based on patients treated on this contract for their most recent course of treatment. Figures in italics indicate the base number of FP17s or Patient Questionnaire responses are less than 100. N/A is shown where the base number of responses is less than 10 during the period. % is calculated as Quantity/Base number*100

Q63 - Vital Signs At a Glance Contract Report for 100682/0000 - September 2018


Name or company name	Kent Dent Ltd
Contract type name	PDS Contract
Purpose of contract	General
Contract start date	01/07/2018
Contract end date	30/06/2021

18/19 Contracted general activity (UDA)	2,340
Carry forward general activity (UDA)	0
18/19 Contracted orthodontic activity (UOA)	0
Carry forward orthodontic activity (UOA)	0
Baseline contract value	£122,460.00

ACCESS*

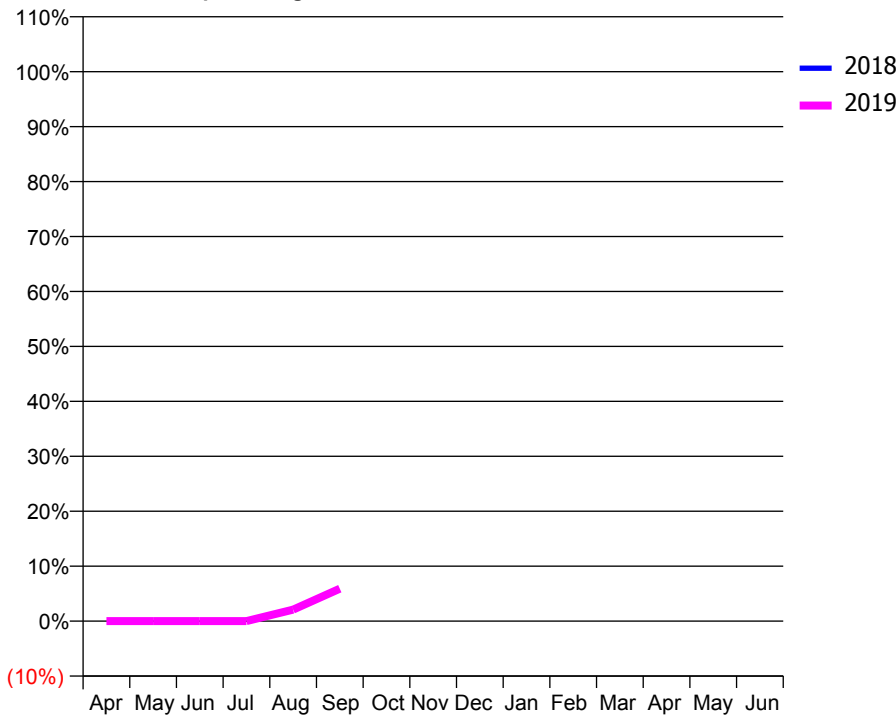
Patients seen in 24 months	Total	Change since previous quarter
Quarter ending September 2017	0	
Quarter ending December 2017	0	
Quarter ending March 2018	0	
Quarter ending June 2018	0	
Quarter ending September 2018	72	↑
Variance since September 2017	N/A	

Access trend analysis



ACTIVITY

Cumulative percentage of contracted UDA delivered 2018 & 2019



Month	Adjusted Scheduled Activity (UDA)	
	2018	2019
April	0	0
May	0	0
June	0	0
July	0	0
August	0	49
September	0	138
October	0	0
November	0	0
December	0	0
January	0	0
February	0	0
March	0	0
April	0	0
May	0	0
June	0	0

QUALITY

	Quantity	Base Number	Contract	AT	Region	England
% of FP17s for the same patient ID Re-attending within 3 months - Children	0	0	N/A	9.9%	11.5%	11.6%
% of FP17s for the same patient ID Re-attending within 3 months - Adults	0	48	0.0%	15.2%	16.5%	15.5%
% of FP17s for the same patient ID Re-attending between 3 & 9 months - Children	0	0	N/A	48.8%	48.5%	58.8%
% of FP17s for the same patient ID Re-attending between 3 & 9 months - Adults	0	48	0.0%	38.8%	39.1%	51.1%
% of FP17s for Band 1 Urgent Courses	0	48	0.0%	10.1%	10.6%	9.0%
% of FP17s Relating to Free Repair or Replacements	0	48	0.0%	0.6%	0.5%	0.8%
% of FP17s Relating to Continuations	0	48	0.0%	0.8%	0.7%	0.9%
% of Patients satisfied with the dentistry they have received	1	1	N/A	91.6%	90.5%	93.3%
% of Patients satisfied with the time they had to wait for an appointment	1	1	N/A	87.5%	85.1%	88.9%

* This is based on patients treated on this contract for their most recent course of treatment. Figures in italics indicate the base number of FP17s or Patient Questionnaire responses are less than 100. N/A is shown where the base number of responses is less than 10 during the period. % is calculated as Quantity/Base number*100

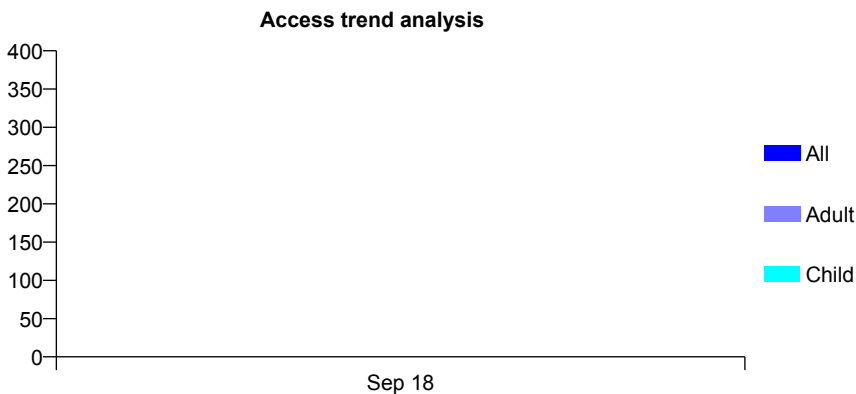
Q63 - Vital Signs At a Glance Contract Report for 100690/0000 - September 2018

Name or company name	Lambeth & Wandsworth IMOS Group
Contract type name	PDS Contract
Purpose of contract	General
Contract start date	01/07/2018
Contract end date	30/06/2021

18/19 Contracted general activity (UDA)	4,680
Carry forward general activity (UDA)	0
18/19 Contracted orthodontic activity (UOA)	0
Carry forward orthodontic activity (UOA)	0
Baseline contract value	£244,920.00

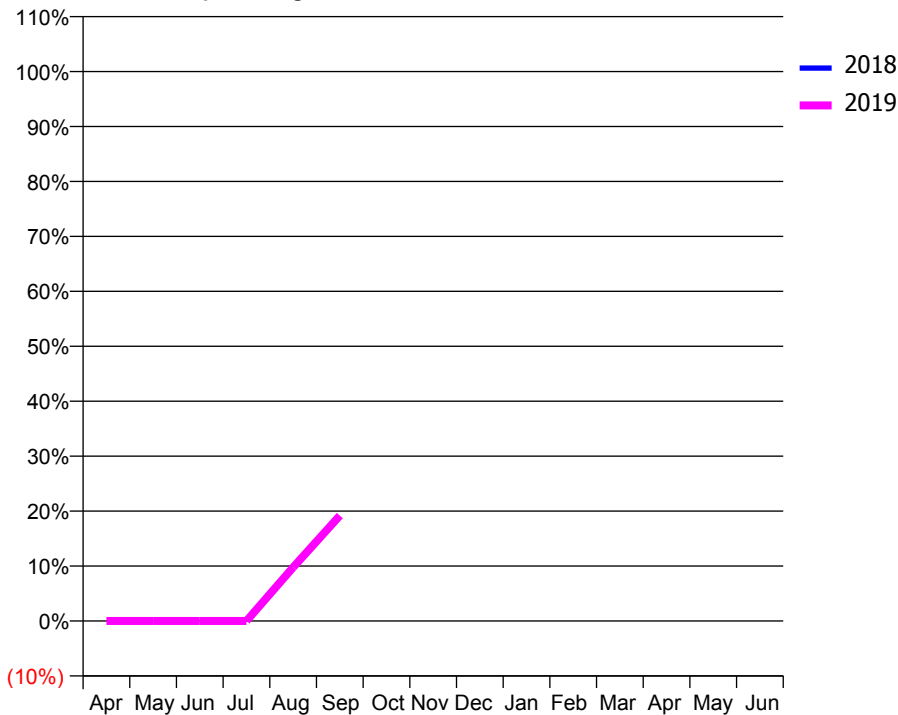
ACCESS*

Patients seen in 24 months	Total	Change since previous quarter
Quarter ending September 2017	0	
Quarter ending December 2017	0	
Quarter ending March 2018	0	
Quarter ending June 2018	0	
Quarter ending September 2018	356	↑
Variance since September 2017	N/A	



ACTIVITY

Cumulative percentage of contracted UDA delivered 2018 & 2019



Month	Adjusted Scheduled Activity (UDA)	
	2018	2019
April	0	0
May	0	0
June	0	0
July	0	0
August	0	457
September	0	898
October	0	
November	0	
December	0	
January	0	
February	0	
March	0	
April	0	
May	0	
June	0	

QUALITY

	Quantity	Base Number	Contract	AT	Region	England
% of FP17s for the same patient ID Re-attending within 3 months - Children	0	7	0.0%	9.9%	11.5%	11.6%
% of FP17s for the same patient ID Re-attending within 3 months - Adults	0	293	0.0%	15.2%	16.5%	15.5%
% of FP17s for the same patient ID Re-attending between 3 & 9 months - Children	0	7	0.0%	48.8%	48.5%	58.8%
% of FP17s for the same patient ID Re-attending between 3 & 9 months - Adults	0	293	0.0%	38.8%	39.1%	51.1%
% of FP17s for Band 1 Urgent Courses	0	300	0.0%	10.1%	10.6%	9.0%
% of FP17s Relating to Free Repair or Replacements	0	300	0.0%	0.6%	0.5%	0.8%
% of FP17s Relating to Continuations	0	300	0.0%	0.8%	0.7%	0.9%
% of Patients satisfied with the dentistry they have received	0	0	N/A	91.6%	90.5%	93.3%
% of Patients satisfied with the time they had to wait for an appointment	0	0	N/A	87.5%	85.1%	88.9%

* This is based on patients treated on this contract for their most recent course of treatment. Figures in italics indicate the base number of FP17s or Patient Questionnaire responses are less than 100. N/A is shown where the base number of responses is less than 10 during the period. % is calculated as Quantity/Base number*100

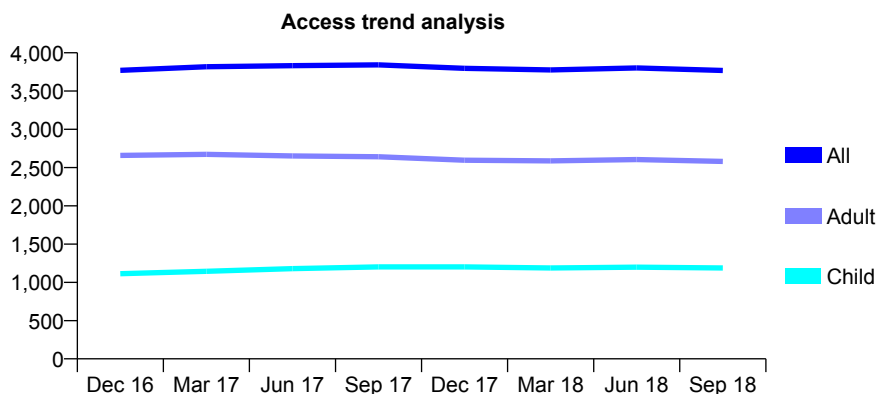
Q63 - Vital Signs At a Glance Contract Report for 101281/0107 - September 2018

Name or company name	OASIS DENTAL CARE LTD
Contract type name	GDS Contract
Purpose of contract	General
Contract start date	01/04/2006
Contract end date	

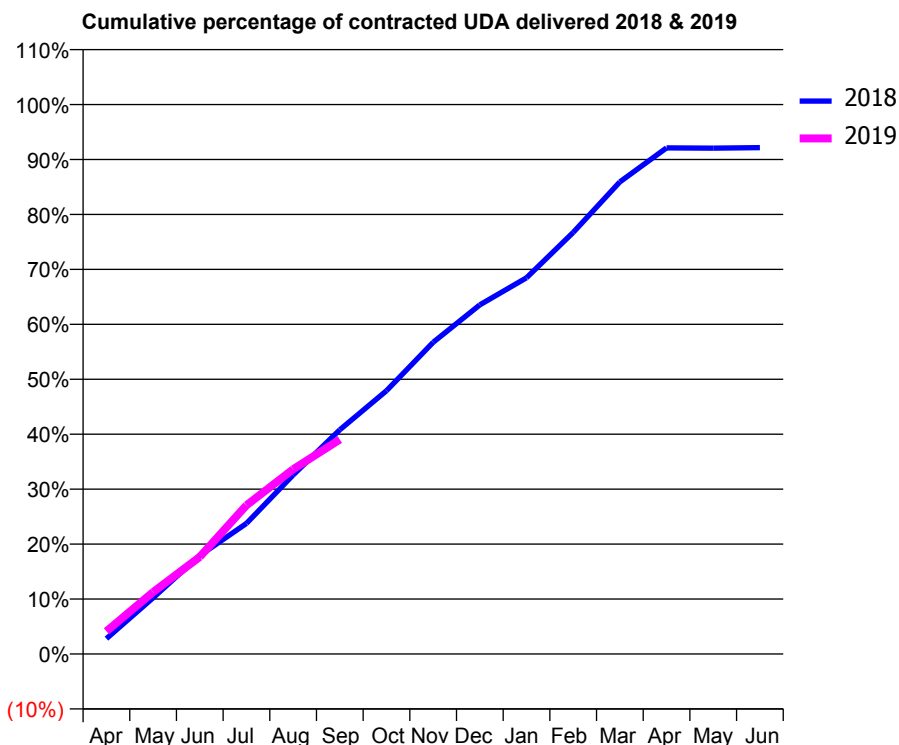
18/19 Contracted general activity (UDA)	9,000
Carry forward general activity (UDA)	0
18/19 Contracted orthodontic activity (UOA)	0
Carry forward orthodontic activity (UOA)	0
Baseline contract value	£231,585.92

ACCESS*

Patients seen in 24 months	Total	Change since previous quarter
Quarter ending September 2017	3,843	
Quarter ending December 2017	3,797	↓
Quarter ending March 2018	3,776	→
Quarter ending June 2018	3,802	→
Quarter ending September 2018	3,769	→
Variance since September 2017	(1.9%)	↓



ACTIVITY



Month	Adjusted Scheduled Activity (UDA)	
	2018	2019
April	253	372
May	922	1,014
June	1,612	1,591
July	2,139	2,437
August	2,933	3,027
September	3,673	3,513
October	4,312	
November	5,104	
December	5,718	
January	6,163	
February	6,906	
March	7,733	
April	8,290	
May	8,286	
June	8,294	

QUALITY

	Quantity	Base Number	Contract	AT	Region	England
% of FP17s for the same patient ID Re-attending within 3 months - Children	19	755	2.5%	9.9%	11.5%	11.6%
% of FP17s for the same patient ID Re-attending within 3 months - Adults	134	1,329	10.1%	15.2%	16.5%	15.5%
% of FP17s for the same patient ID Re-attending between 3 & 9 months - Children	458	755	60.7%	48.8%	48.5%	58.8%
% of FP17s for the same patient ID Re-attending between 3 & 9 months - Adults	601	1,329	45.2%	38.8%	39.1%	51.1%
% of FP17s for Band 1 Urgent Courses	112	1,863	6.0%	10.1%	10.6%	9.0%
% of FP17s Relating to Free Repair or Replacements	18	1,863	1.0%	0.6%	0.5%	0.8%
% of FP17s Relating to Continuations	1	1,863	0.1%	0.8%	0.7%	0.9%
% of Patients satisfied with the dentistry they have received	1	1	N/A	91.6%	90.5%	93.3%
% of Patients satisfied with the time they had to wait for an appointment	1	1	N/A	87.5%	85.1%	88.9%

* This is based on patients treated on this contract for their most recent course of treatment. Figures in italics indicate the base number of FP17s or Patient Questionnaire responses are less than 100. N/A is shown where the base number of responses is less than 10 during the period. % is calculated as Quantity/Base number*100

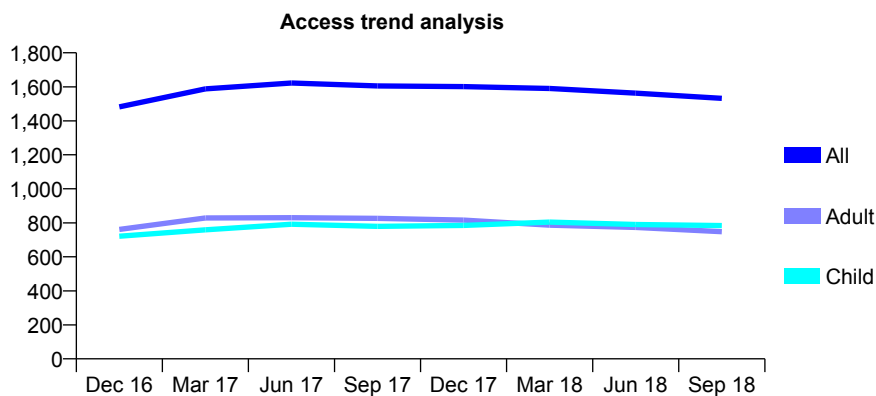
Q63 - Vital Signs At a Glance Contract Report for 101281/0142 - September 2018

Name or company name	OASIS DENTAL CARE LTD
Contract type name	GDS Contract
Purpose of contract	General
Contract start date	01/04/2006
Contract end date	

18/19 Contracted general activity (UDA)	2,919
Carry forward general activity (UDA)	77
18/19 Contracted orthodontic activity (UOA)	0
Carry forward orthodontic activity (UOA)	0
Baseline contract value	£75,959.78

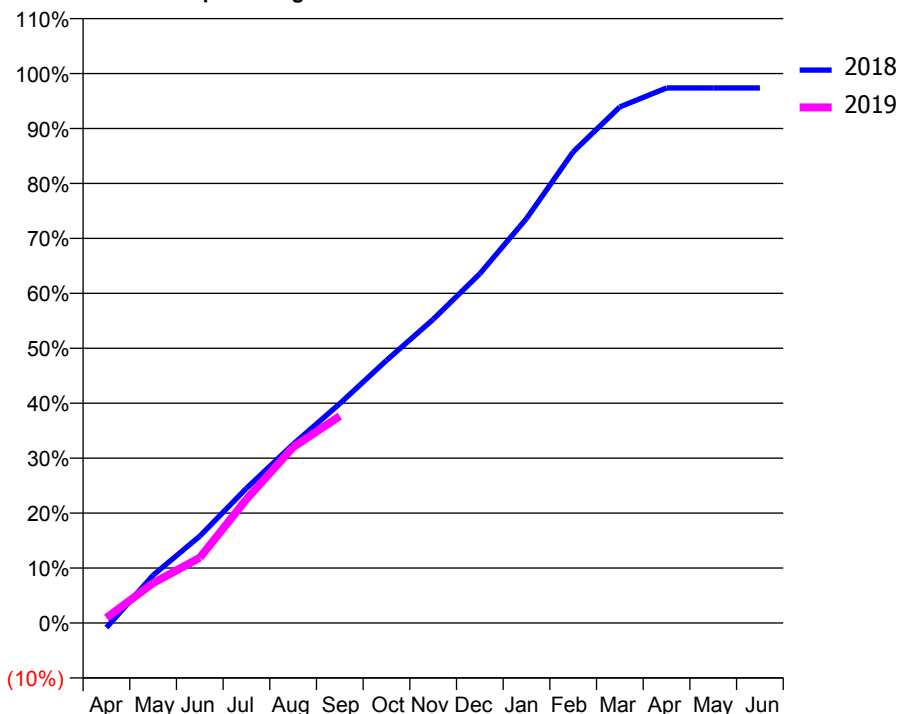
ACCESS*

Patients seen in 24 months	Total	Change since previous quarter
Quarter ending September 2017	1,605	
Quarter ending December 2017	1,601	→
Quarter ending March 2018	1,590	→
Quarter ending June 2018	1,563	↓
Quarter ending September 2018	1,532	↓
Variance since September 2017	(4.5%)	↓



ACTIVITY

Cumulative percentage of contracted UDA delivered 2018 & 2019



Adjusted Scheduled Activity (UDA)

Month	2018	2019
April	-25	27
May	254	212
June	461	347
July	716	658
August	949	934
September	1,166	1,099
October	1,395	
November	1,613	
December	1,855	
January	2,149	
February	2,503	
March	2,741	
April	2,842	
May	2,842	
June	2,842	

QUALITY

	Quantity	Base Number	Contract	AT	Region	England
% of FP17s for the same patient ID Re-attending within 3 months - Children	43	501	8.6%	9.9%	11.5%	11.6%
% of FP17s for the same patient ID Re-attending within 3 months - Adults	41	378	10.8%	15.2%	16.5%	15.5%
% of FP17s for the same patient ID Re-attending between 3 & 9 months - Children	266	501	53.1%	48.8%	48.5%	58.8%
% of FP17s for the same patient ID Re-attending between 3 & 9 months - Adults	174	378	46.0%	38.8%	39.1%	51.1%
% of FP17s for Band 1 Urgent Courses	34	813	4.2%	10.1%	10.6%	9.0%
% of FP17s Relating to Free Repair or Replacements	0	813	0.0%	0.6%	0.5%	0.8%
% of FP17s Relating to Continuations	25	813	3.1%	0.8%	0.7%	0.9%
% of Patients satisfied with the dentistry they have received	1	1	N/A	91.6%	90.5%	93.3%
% of Patients satisfied with the time they had to wait for an appointment	1	1	N/A	87.5%	85.1%	88.9%

* This is based on patients treated on this contract for their most recent course of treatment. Figures in italics indicate the base number of FP17s or Patient Questionnaire responses are less than 100. N/A is shown where the base number of responses is less than 10 during the period. % is calculated as Quantity/Base number*100

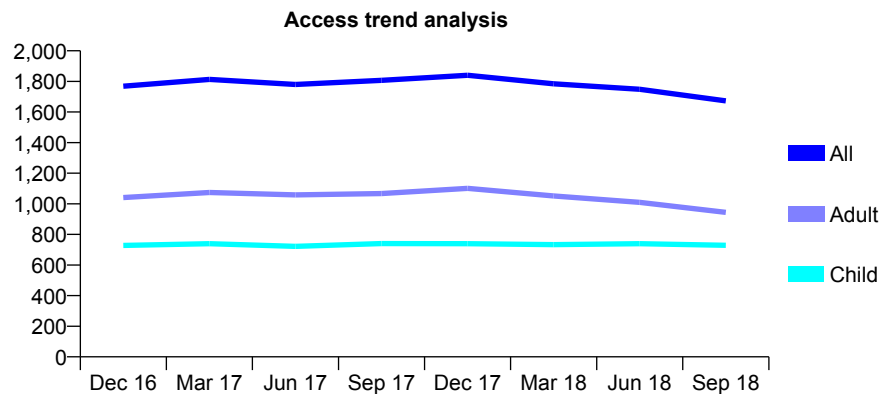
Q63 - Vital Signs At a Glance Contract Report for 101281/0148 - September 2018

Name or company name	OASIS DENTAL CARE LTD
Contract type name	GDS Contract
Purpose of contract	General
Contract start date	01/04/2006
Contract end date	

18/19 Contracted general activity (UDA)	4,000
Carry forward general activity (UDA)	-30
18/19 Contracted orthodontic activity (UOA)	0
Carry forward orthodontic activity (UOA)	0
Baseline contract value	£105,420.45

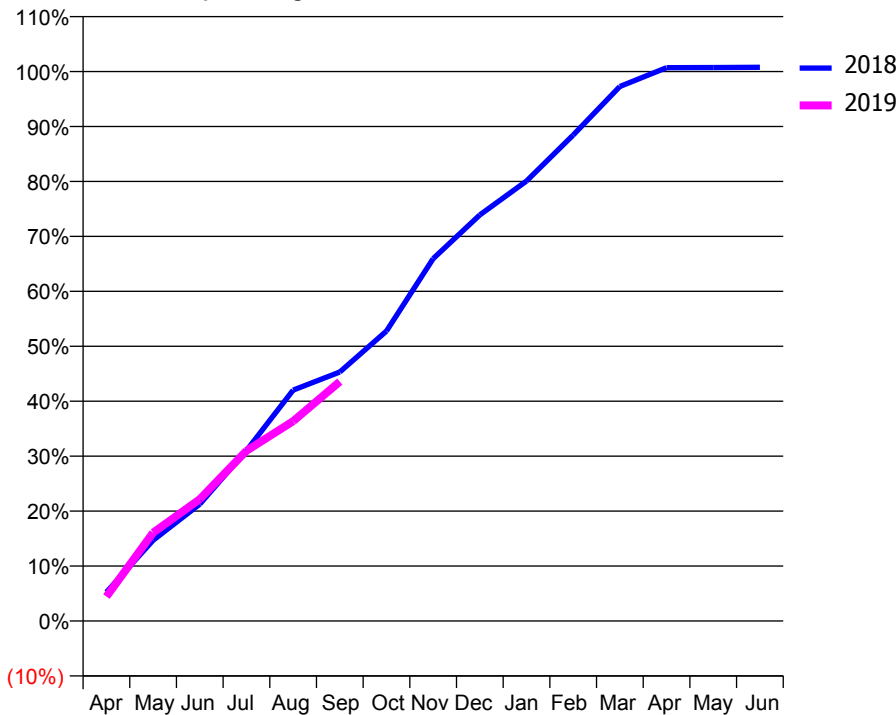
ACCESS*

Patients seen in 24 months	Total	Change since previous quarter
Quarter ending September 2017	1,807	
Quarter ending December 2017	1,840	→
Quarter ending March 2018	1,784	↓
Quarter ending June 2018	1,749	↓
Quarter ending September 2018	1,673	↓
Variance since September 2017	(7.4%)	↓



ACTIVITY

Cumulative percentage of contracted UDA delivered 2018 & 2019



Adjusted Scheduled Activity (UDA)		
Month	2018	2019
April	210	178
May	588	643
June	851	887
July	1,241	1,239
August	1,680	1,455
September	1,813	1,743
October	2,111	
November	2,637	
December	2,956	
January	3,203	
February	3,538	
March	3,891	
April	4,027	
May	4,028	
June	4,030	

QUALITY

	Quantity	Base Number	Contract	AT	Region	England
% of FP17s for the same patient ID Re-attending within 3 months - Children	70	508	13.8%	9.9%	11.5%	11.6%
% of FP17s for the same patient ID Re-attending within 3 months - Adults	53	436	12.2%	15.2%	16.5%	15.5%
% of FP17s for the same patient ID Re-attending between 3 & 9 months - Children	262	508	51.6%	48.8%	48.5%	58.8%
% of FP17s for the same patient ID Re-attending between 3 & 9 months - Adults	220	436	50.5%	38.8%	39.1%	51.1%
% of FP17s for Band 1 Urgent Courses	65	873	7.4%	10.1%	10.6%	9.0%
% of FP17s Relating to Free Repair or Replacements	4	873	0.5%	0.6%	0.5%	0.8%
% of FP17s Relating to Continuations	0	873	0.0%	0.8%	0.7%	0.9%
% of Patients satisfied with the dentistry they have received	0	0	N/A	91.6%	90.5%	93.3%
% of Patients satisfied with the time they had to wait for an appointment	0	0	N/A	87.5%	85.1%	88.9%

* This is based on patients treated on this contract for their most recent course of treatment. Figures in italics indicate the base number of FP17s or Patient Questionnaire responses are less than 100. N/A is shown where the base number of responses is less than 10 during the period. % is calculated as Quantity/Base number*100

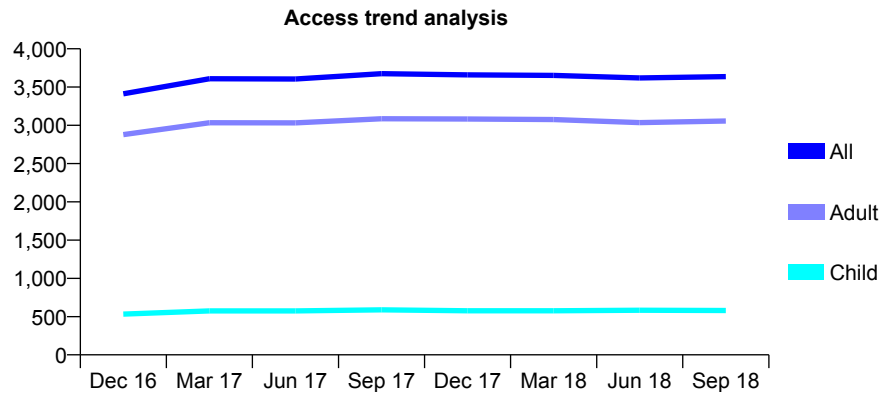
Q63 - Vital Signs At a Glance Contract Report for 101281/0167 - September 2018

Name or company name	OASIS DENTAL CARE LTD
Contract type name	GDS Contract
Purpose of contract	General
Contract start date	01/05/2007
Contract end date	

18/19 Contracted general activity (UDA)	8,500
Carry forward general activity (UDA)	0
18/19 Contracted orthodontic activity (UOA)	0
Carry forward orthodontic activity (UOA)	0
Baseline contract value	£222,091.73

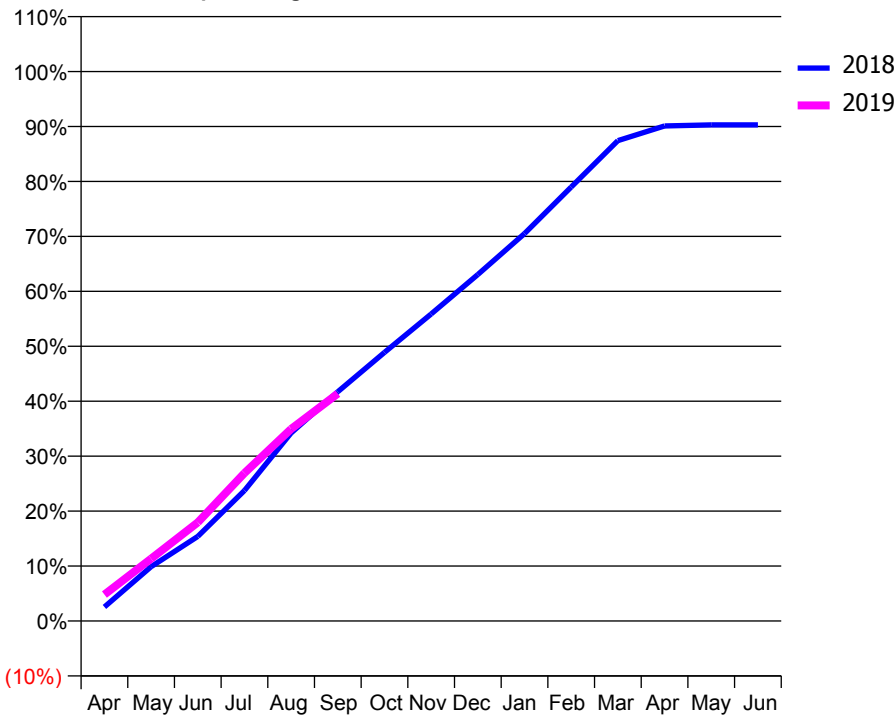
ACCESS*

Patients seen in 24 months	Total	Change since previous quarter
Quarter ending September 2017	3,675	
Quarter ending December 2017	3,659	→
Quarter ending March 2018	3,652	→
Quarter ending June 2018	3,619	→
Quarter ending September 2018	3,636	→
Variance since September 2017	(1.1%)	↓



ACTIVITY

Cumulative percentage of contracted UDA delivered 2018 & 2019



Month	Adjusted Scheduled Activity (UDA)	
	2018	2019
April	218	409
May	841	965
June	1,309	1,526
July	2,018	2,288
August	2,910	2,972
September	3,546	3,518
October	4,156	
November	4,750	
December	5,359	
January	5,993	
February	6,713	
March	7,431	
April	7,658	
May	7,673	
June	7,673	

QUALITY

	Quantity	Base Number	Contract	AT	Region	England
% of FP17s for the same patient ID Re-attending within 3 months - Children	28	364	7.7%	9.9%	11.5%	11.6%
% of FP17s for the same patient ID Re-attending within 3 months - Adults	150	1,401	10.7%	15.2%	16.5%	15.5%
% of FP17s for the same patient ID Re-attending between 3 & 9 months - Children	155	364	42.6%	48.8%	48.5%	58.8%
% of FP17s for the same patient ID Re-attending between 3 & 9 months - Adults	431	1,401	30.8%	38.8%	39.1%	51.1%
% of FP17s for Band 1 Urgent Courses	116	1,673	6.9%	10.1%	10.6%	9.0%
% of FP17s Relating to Free Repair or Replacements	9	1,673	0.5%	0.6%	0.5%	0.8%
% of FP17s Relating to Continuations	18	1,673	1.1%	0.8%	0.7%	0.9%
% of Patients satisfied with the dentistry they have received	0	1	N/A	91.6%	90.5%	93.3%
% of Patients satisfied with the time they had to wait for an appointment	1	1	N/A	87.5%	85.1%	88.9%

* This is based on patients treated on this contract for their most recent course of treatment. Figures in italics indicate the base number of FP17s or Patient Questionnaire responses are less than 100. N/A is shown where the base number of responses is less than 10 during the period. % is calculated as Quantity/Base number*100

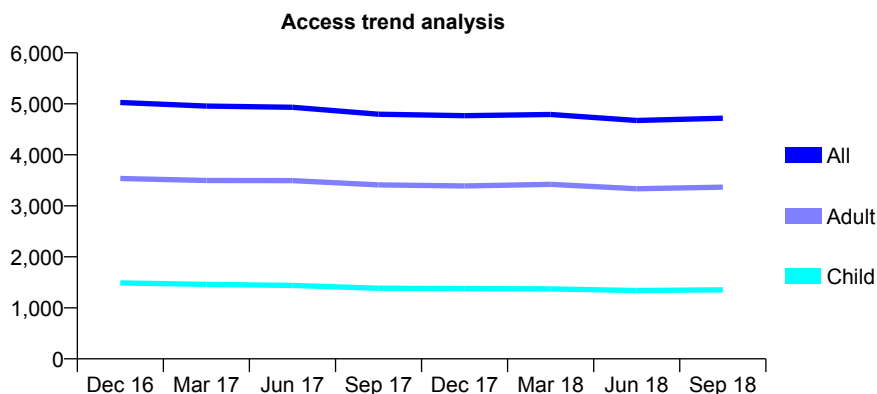
Q63 - Vital Signs At a Glance Contract Report for 101338/0042 - September 2018

Name or company name	Whitecross Dental Care Limited
Contract type name	GDS Contract
Purpose of contract	General
Contract start date	01/04/2006
Contract end date	

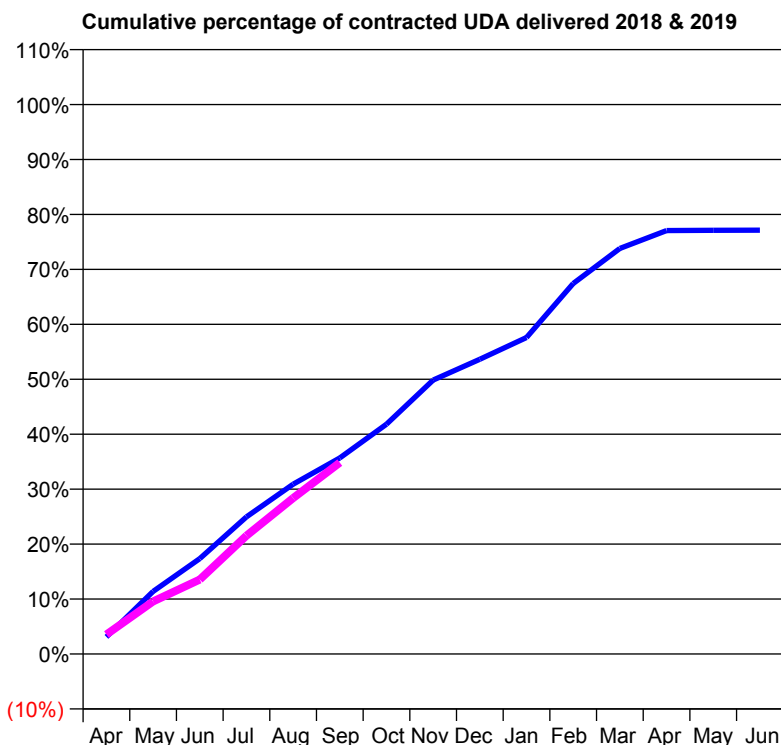
18/19 Contracted general activity (UDA)	17,283
Carry forward general activity (UDA)	0
18/19 Contracted orthodontic activity (UOA)	0
Carry forward orthodontic activity (UOA)	0
Baseline contract value	£595,984.45

ACCESS*

Patients seen in 24 months	Total	Change since previous quarter
Quarter ending September 2017	4,795	
Quarter ending December 2017	4,767	→
Quarter ending March 2018	4,791	→
Quarter ending June 2018	4,673	↓
Quarter ending September 2018	4,717	→
Variance since September 2017	(1.6%)	↓



ACTIVITY



Month	Adjusted Scheduled Activity (UDA)	
	2018	2019
April	538	614
May	1,969	1,655
June	3,000	2,341
July	4,315	3,722
August	5,339	4,907
September	6,165	6,023
October	7,228	
November	8,615	
December	9,272	
January	9,954	
February	11,655	
March	12,756	
April	13,320	
May	13,328	
June	13,332	

QUALITY

	Quantity	Base Number	Contract	AT	Region	England
% of FP17s for the same patient ID Re-attending within 3 months - Children	38	795	4.8%	9.9%	11.5%	11.6%
% of FP17s for the same patient ID Re-attending within 3 months - Adults	233	1,702	13.7%	15.2%	16.5%	15.5%
% of FP17s for the same patient ID Re-attending between 3 & 9 months - Children	314	795	39.5%	48.8%	48.5%	58.8%
% of FP17s for the same patient ID Re-attending between 3 & 9 months - Adults	548	1,702	32.2%	38.8%	39.1%	51.1%
% of FP17s for Band 1 Urgent Courses	214	2,288	9.4%	10.1%	10.6%	9.0%
% of FP17s Relating to Free Repair or Replacements	17	2,288	0.7%	0.6%	0.5%	0.8%
% of FP17s Relating to Continuations	28	2,288	1.2%	0.8%	0.7%	0.9%
% of Patients satisfied with the dentistry they have received	2	2	N/A	91.6%	90.5%	93.3%
% of Patients satisfied with the time they had to wait for an appointment	1	2	N/A	87.5%	85.1%	88.9%

* This is based on patients treated on this contract for their most recent course of treatment. Figures in italics indicate the base number of FP17s or Patient Questionnaire responses are less than 100. N/A is shown where the base number of responses is less than 10 during the period. % is calculated as Quantity/Base number*100

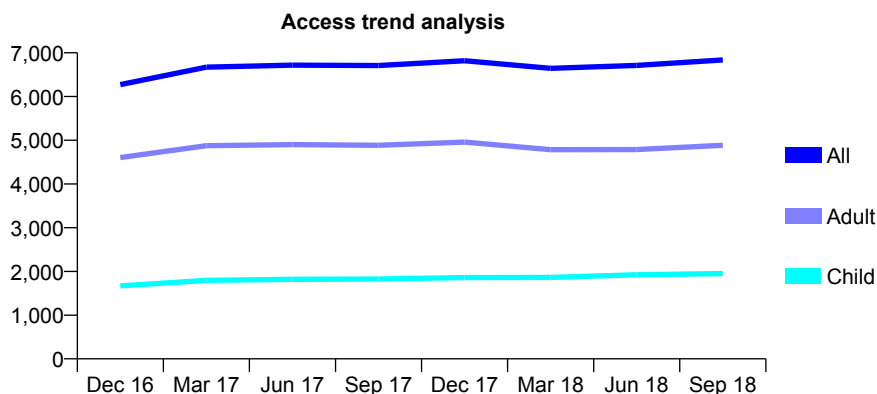
Q63 - Vital Signs At a Glance Contract Report for 101362/0030 - September 2018

Name or company name	Rodericks Dental Limited
Contract type name	GDS Contract
Purpose of contract	General
Contract start date	30/04/2010
Contract end date	

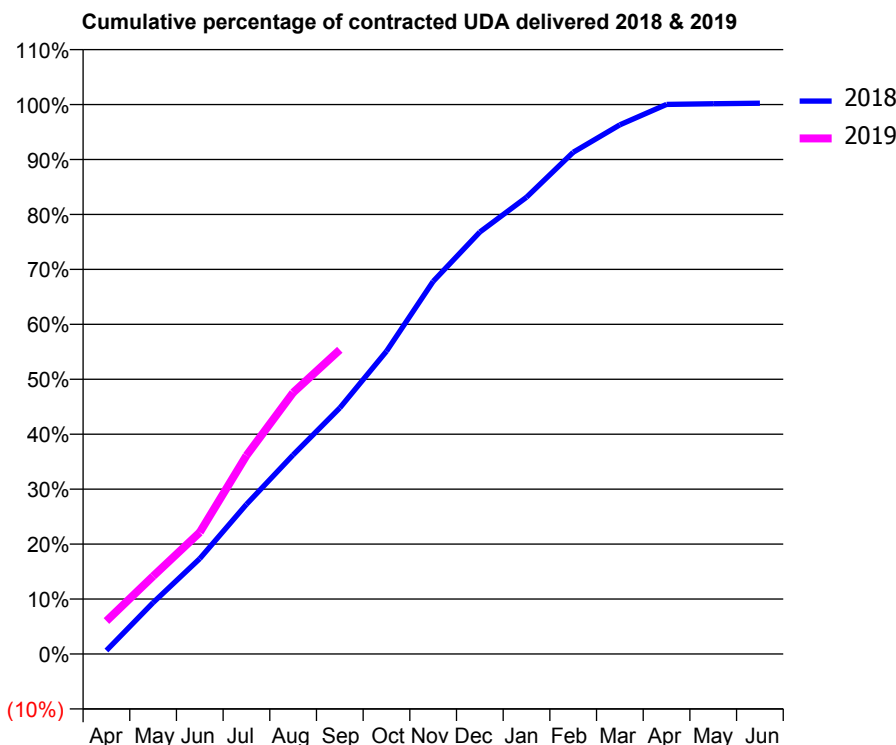
18/19 Contracted general activity (UDA)	16,500
Carry forward general activity (UDA)	-37
18/19 Contracted orthodontic activity (UOA)	0
Carry forward orthodontic activity (UOA)	0
Baseline contract value	£440,660.26

ACCESS*

Patients seen in 24 months	Total	Change since previous quarter
Quarter ending September 2017	6,709	
Quarter ending December 2017	6,818	→
Quarter ending March 2018	6,646	↓
Quarter ending June 2018	6,711	→
Quarter ending September 2018	6,836	→
Variance since September 2017	1.9%	→



ACTIVITY



Month	Adjusted Scheduled Activity (UDA)	
	2018	2019
April	107	992
May	1,542	2,335
June	2,864	3,655
July	4,495	5,958
August	5,982	7,849
September	7,388	9,137
October	9,091	
November	11,189	
December	12,670	
January	13,716	
February	15,066	
March	15,891	
April	16,502	
May	16,522	
June	16,537	

QUALITY

	Quantity	Base Number	Contract	AT	Region	England
% of FP17s for the same patient ID Re-attending within 3 months - Children	114	1,339	8.5%	9.9%	11.5%	11.6%
% of FP17s for the same patient ID Re-attending within 3 months - Adults	482	3,043	15.8%	15.2%	16.5%	15.5%
% of FP17s for the same patient ID Re-attending between 3 & 9 months - Children	725	1,339	54.1%	48.8%	48.5%	58.8%
% of FP17s for the same patient ID Re-attending between 3 & 9 months - Adults	1,240	3,043	40.7%	38.8%	39.1%	51.1%
% of FP17s for Band 1 Urgent Courses	513	4,092	12.5%	10.1%	10.6%	9.0%
% of FP17s Relating to Free Repair or Replacements	69	4,092	1.7%	0.6%	0.5%	0.8%
% of FP17s Relating to Continuations	27	4,092	0.7%	0.8%	0.7%	0.9%
% of Patients satisfied with the dentistry they have received	2	3	N/A	91.6%	90.5%	93.3%
% of Patients satisfied with the time they had to wait for an appointment	3	3	N/A	87.5%	85.1%	88.9%

* This is based on patients treated on this contract for their most recent course of treatment. Figures in italics indicate the base number of FP17s or Patient Questionnaire responses are less than 100. N/A is shown where the base number of responses is less than 10 during the period. % is calculated as Quantity/Base number*100

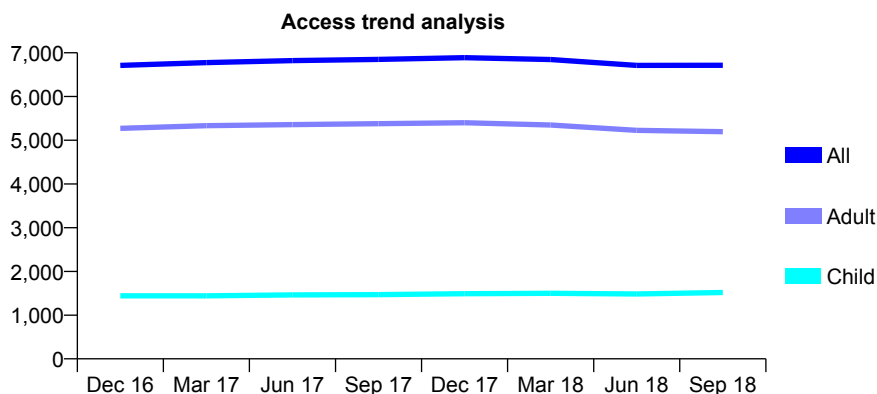
Q63 - Vital Signs At a Glance Contract Report for 101370/0062 - September 2018

Name or company name	Petrie Tucker & Partners Ltd
Contract type name	GDS Contract
Purpose of contract	General
Contract start date	01/04/2006
Contract end date	

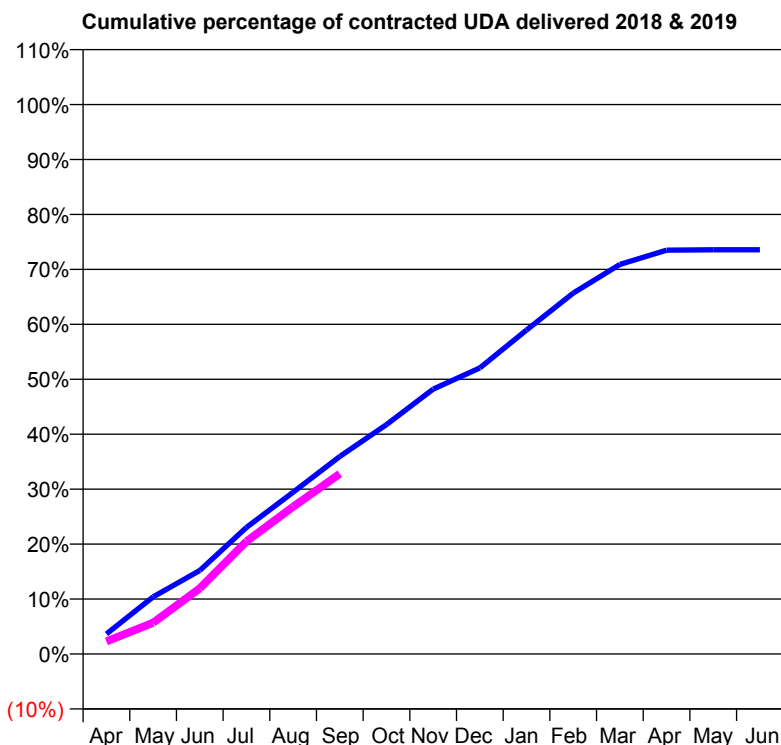
18/19 Contracted general activity (UDA)	21,013
Carry forward general activity (UDA)	0
18/19 Contracted orthodontic activity (UOA)	0
Carry forward orthodontic activity (UOA)	0
Baseline contract value	£586,830.74

ACCESS*

Patients seen in 24 months	Total	Change since previous quarter
Quarter ending September 2017	6,848	
Quarter ending December 2017	6,890	→
Quarter ending March 2018	6,847	→
Quarter ending June 2018	6,711	↓
Quarter ending September 2018	6,714	→
Variance since September 2017	(2.0%)	↓



ACTIVITY



Month	Adjusted Scheduled Activity (UDA)	
	2018	2019
April	769	479
May	2,184	1,198
June	3,197	2,513
July	4,840	4,305
August	6,189	5,634
September	7,553	6,894
October	8,771	
November	10,129	
December	10,941	
January	12,388	
February	13,799	
March	14,896	
April	15,442	
May	15,458	
June	15,458	

QUALITY

	Quantity	Base Number	Contract	AT	Region	England
% of FP17s for the same patient ID Re-attending within 3 months - Children	50	981	5.1%	9.9%	11.5%	11.6%
% of FP17s for the same patient ID Re-attending within 3 months - Adults	265	2,571	10.3%	15.2%	16.5%	15.5%
% of FP17s for the same patient ID Re-attending between 3 & 9 months - Children	406	981	41.4%	48.8%	48.5%	58.8%
% of FP17s for the same patient ID Re-attending between 3 & 9 months - Adults	963	2,571	37.5%	38.8%	39.1%	51.1%
% of FP17s for Band 1 Urgent Courses	225	3,244	6.9%	10.1%	10.6%	9.0%
% of FP17s Relating to Free Repair or Replacements	15	3,244	0.5%	0.6%	0.5%	0.8%
% of FP17s Relating to Continuations	27	3,244	0.8%	0.8%	0.7%	0.9%
% of Patients satisfied with the dentistry they have received	2	2	N/A	91.6%	90.5%	93.3%
% of Patients satisfied with the time they had to wait for an appointment	2	2	N/A	87.5%	85.1%	88.9%

* This is based on patients treated on this contract for their most recent course of treatment. Figures in italics indicate the base number of FP17s or Patient Questionnaire responses are less than 100. N/A is shown where the base number of responses is less than 10 during the period. % is calculated as Quantity/Base number*100

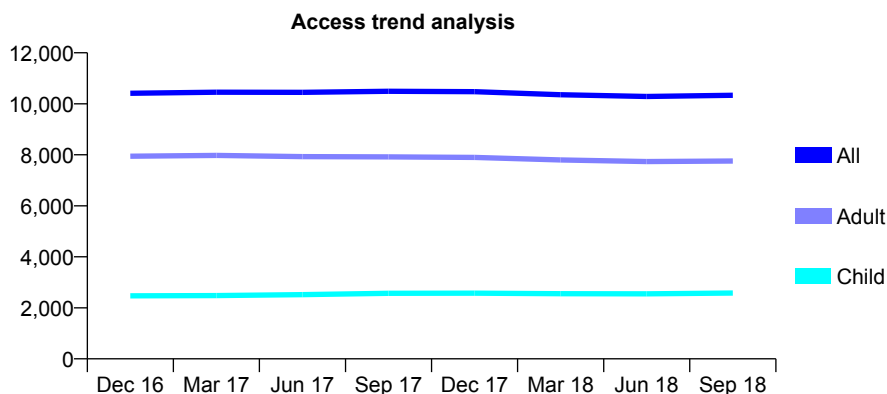
Q63 - Vital Signs At a Glance Contract Report for 101370/0067 - September 2018

Name or company name	Petrie Tucker & Partners Ltd
Contract type name	GDS Contract
Purpose of contract	General
Contract start date	01/04/2006
Contract end date	

18/19 Contracted general activity (UDA)	37,732
Carry forward general activity (UDA)	0
18/19 Contracted orthodontic activity (UOA)	0
Carry forward orthodontic activity (UOA)	0
Baseline contract value	£1,056,016.60

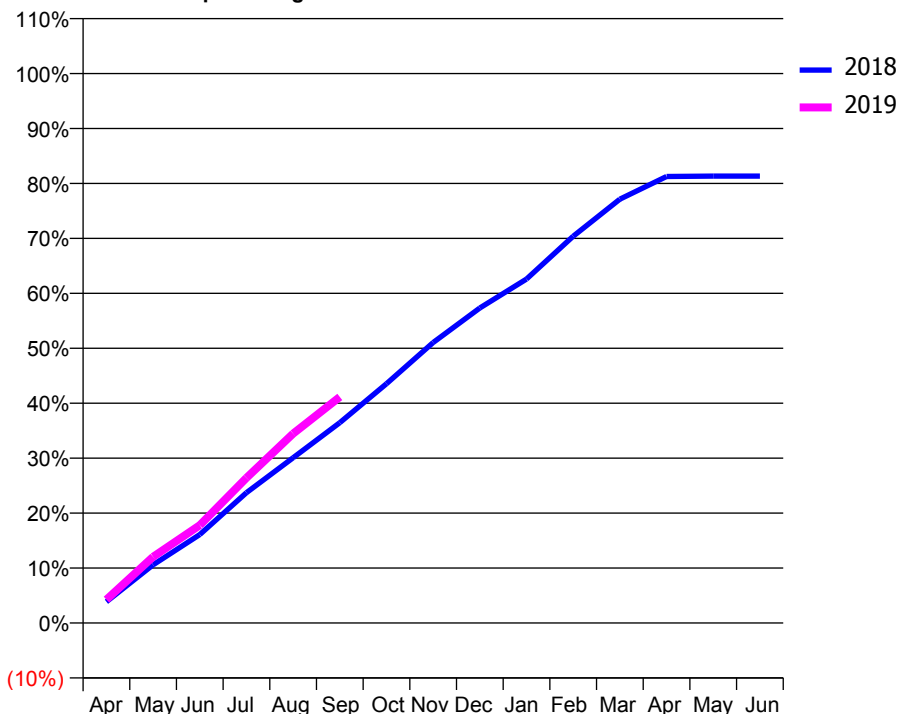
ACCESS*

Patients seen in 24 months	Total	Change since previous quarter
Quarter ending September 2017	10,490	
Quarter ending December 2017	10,474	→
Quarter ending March 2018	10,353	↓
Quarter ending June 2018	10,286	→
Quarter ending September 2018	10,336	→
Variance since September 2017	(1.5%)	↓



ACTIVITY

Cumulative percentage of contracted UDA delivered 2018 & 2019



Adjusted Scheduled Activity (UDA)		
Month	2018	2019
April	1,464	1,607
May	3,995	4,550
June	6,076	6,715
July	8,954	9,965
August	11,346	13,006
September	13,759	15,520
October	16,436	
November	19,262	
December	21,634	
January	23,620	
February	26,559	
March	29,102	
April	30,656	
May	30,688	
June	30,689	

QUALITY

	Quantity	Base Number	Contract	AT	Region	England
% of FP17s for the same patient ID Re-attending within 3 months - Children	147	1,802	8.2%	9.9%	11.5%	11.6%
% of FP17s for the same patient ID Re-attending within 3 months - Adults	740	4,185	17.7%	15.2%	16.5%	15.5%
% of FP17s for the same patient ID Re-attending between 3 & 9 months - Children	882	1,802	48.9%	48.8%	48.5%	58.8%
% of FP17s for the same patient ID Re-attending between 3 & 9 months - Adults	1,421	4,185	34.0%	38.8%	39.1%	51.1%
% of FP17s for Band 1 Urgent Courses	561	5,495	10.2%	10.1%	10.6%	9.0%
% of FP17s Relating to Free Repair or Replacements	42	5,495	0.8%	0.6%	0.5%	0.8%
% of FP17s Relating to Continuations	93	5,495	1.7%	0.8%	0.7%	0.9%
% of Patients satisfied with the dentistry they have received	2	2	N/A	91.6%	90.5%	93.3%
% of Patients satisfied with the time they had to wait for an appointment	1	2	N/A	87.5%	85.1%	88.9%

* This is based on patients treated on this contract for their most recent course of treatment. Figures in italics indicate the base number of FP17s or Patient Questionnaire responses are less than 100. N/A is shown where the base number of responses is less than 10 during the period. % is calculated as Quantity/Base number*100

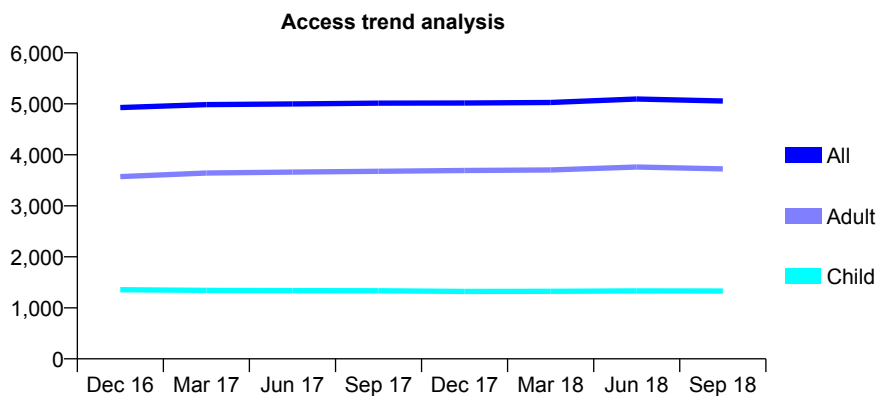
Q63 - Vital Signs At a Glance Contract Report for 101435/0001 - September 2018

Name or company name	IDH Limited
Contract type name	GDS Contract
Purpose of contract	General
Contract start date	01/04/2006
Contract end date	

18/19 Contracted general activity (UDA)	13,959
Carry forward general activity (UDA)	0
18/19 Contracted orthodontic activity (UOA)	0
Carry forward orthodontic activity (UOA)	0
Baseline contract value	£364,160.61

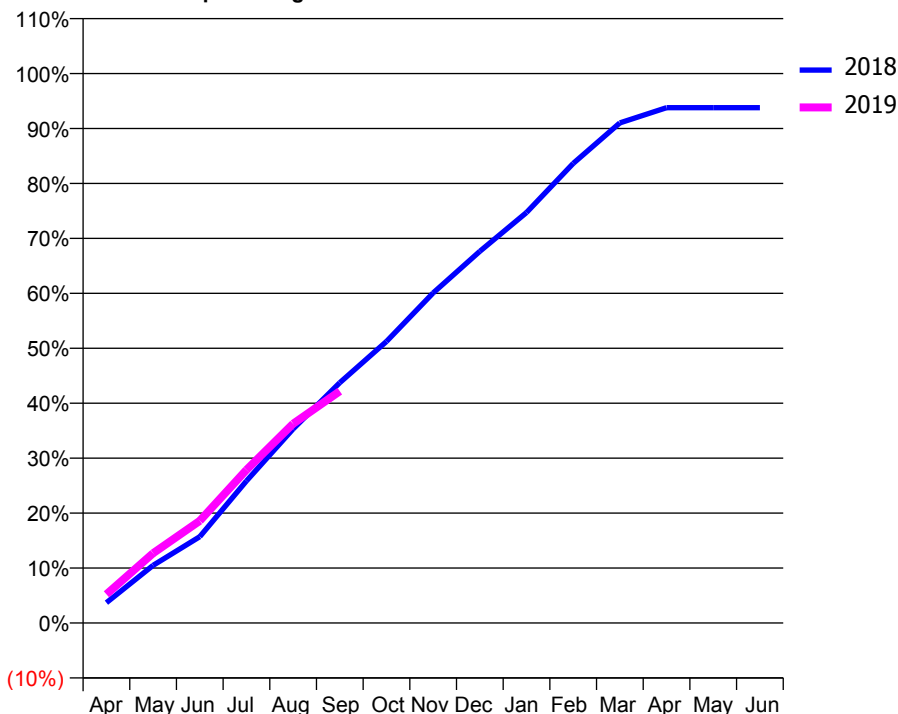
ACCESS*

Patients seen in 24 months	Total	Change since previous quarter
Quarter ending September 2017	5,013	
Quarter ending December 2017	5,016	→
Quarter ending March 2018	5,027	→
Quarter ending June 2018	5,093	→
Quarter ending September 2018	5,054	→
Variance since September 2017	0.8%	→



ACTIVITY

Cumulative percentage of contracted UDA delivered 2018 & 2019



Adjusted Scheduled Activity (UDA)

Month	2018	2019
April	516	729
May	1,466	1,774
June	2,192	2,595
July	3,609	3,890
August	4,931	5,064
September	6,107	5,890
October	7,154	
November	8,384	
December	9,442	
January	10,428	
February	11,675	
March	12,705	
April	13,090	
May	13,089	
June	13,091	

QUALITY

	Quantity	Base Number	Contract	AT	Region	England
% of FP17s for the same patient ID Re-attending within 3 months - Children	49	801	6.1%	9.9%	11.5%	11.6%
% of FP17s for the same patient ID Re-attending within 3 months - Adults	157	1,688	9.3%	15.2%	16.5%	15.5%
% of FP17s for the same patient ID Re-attending between 3 & 9 months - Children	379	801	47.3%	48.8%	48.5%	58.8%
% of FP17s for the same patient ID Re-attending between 3 & 9 months - Adults	533	1,688	31.6%	38.8%	39.1%	51.1%
% of FP17s for Band 1 Urgent Courses	164	2,344	7.0%	10.1%	10.6%	9.0%
% of FP17s Relating to Free Repair or Replacements	3	2,344	0.1%	0.6%	0.5%	0.8%
% of FP17s Relating to Continuations	28	2,344	1.2%	0.8%	0.7%	0.9%
% of Patients satisfied with the dentistry they have received	0	0	N/A	91.6%	90.5%	93.3%
% of Patients satisfied with the time they had to wait for an appointment	0	0	N/A	87.5%	85.1%	88.9%

* This is based on patients treated on this contract for their most recent course of treatment. Figures in italics indicate the base number of FP17s or Patient Questionnaire responses are less than 100. N/A is shown where the base number of responses is less than 10 during the period. % is calculated as Quantity/Base number*100

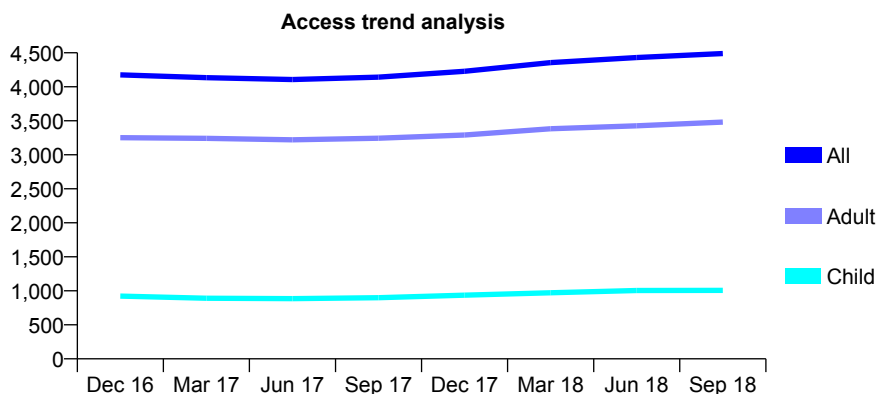
Q63 - Vital Signs At a Glance Contract Report for 101435/0026 - September 2018

Name or company name	IDH Limited
Contract type name	GDS Contract
Purpose of contract	General
Contract start date	01/04/2006
Contract end date	

18/19 Contracted general activity (UDA)	14,614
Carry forward general activity (UDA)	0
18/19 Contracted orthodontic activity (UOA)	0
Carry forward orthodontic activity (UOA)	0
Baseline contract value	£358,831.36

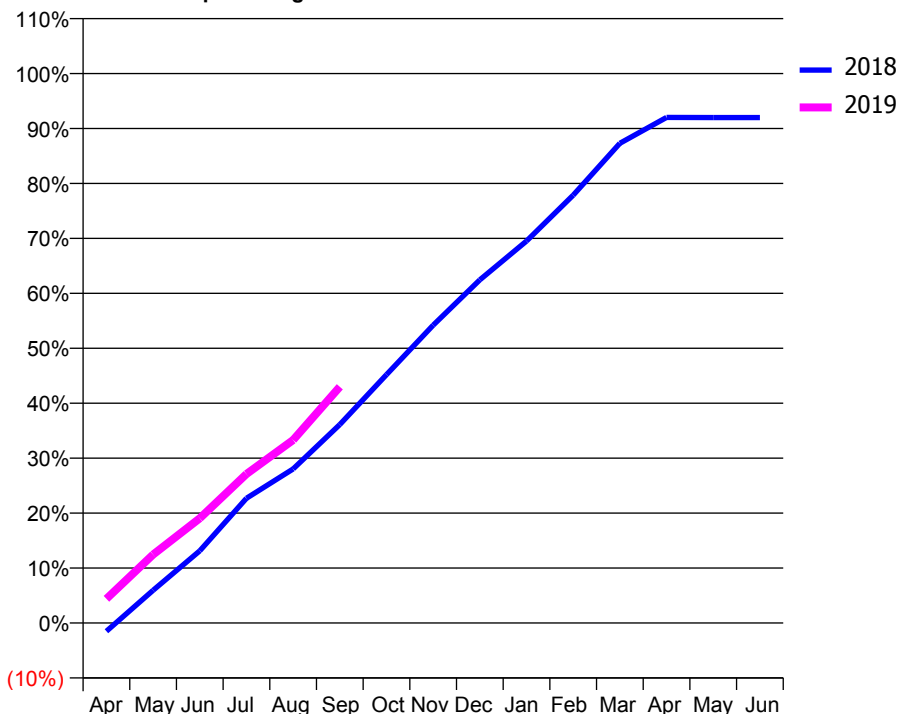
ACCESS*

Patients seen in 24 months	Total	Change since previous quarter
Quarter ending September 2017	4,143	
Quarter ending December 2017	4,228	↑
Quarter ending March 2018	4,355	↑
Quarter ending June 2018	4,431	→
Quarter ending September 2018	4,489	→
Variance since September 2017	8.4%	↑



ACTIVITY

Cumulative percentage of contracted UDA delivered 2018 & 2019



Month	2018	2019
April	-221	643
May	870	1,822
June	1,920	2,785
July	3,318	3,963
August	4,099	4,869
September	5,278	6,283
October	6,607	
November	7,921	
December	9,127	
January	10,157	
February	11,380	
March	12,759	
April	13,445	
May	13,444	
June	13,441	

QUALITY

	Quantity	Base Number	Contract	AT	Region	England
% of FP17s for the same patient ID Re-attending within 3 months - Children	50	706	7.1%	9.9%	11.5%	11.6%
% of FP17s for the same patient ID Re-attending within 3 months - Adults	370	2,340	15.8%	15.2%	16.5%	15.5%
% of FP17s for the same patient ID Re-attending between 3 & 9 months - Children	360	706	51.0%	48.8%	48.5%	58.8%
% of FP17s for the same patient ID Re-attending between 3 & 9 months - Adults	1,174	2,340	50.2%	38.8%	39.1%	51.1%
% of FP17s for Band 1 Urgent Courses	248	2,786	8.9%	10.1%	10.6%	9.0%
% of FP17s Relating to Free Repair or Replacements	13	2,786	0.5%	0.6%	0.5%	0.8%
% of FP17s Relating to Continuations	72	2,786	2.6%	0.8%	0.7%	0.9%
% of Patients satisfied with the dentistry they have received	1	1	N/A	91.6%	90.5%	93.3%
% of Patients satisfied with the time they had to wait for an appointment	1	1	N/A	87.5%	85.1%	88.9%

* This is based on patients treated on this contract for their most recent course of treatment. Figures in italics indicate the base number of FP17s or Patient Questionnaire responses are less than 100. N/A is shown where the base number of responses is less than 10 during the period. % is calculated as Quantity/Base number*100

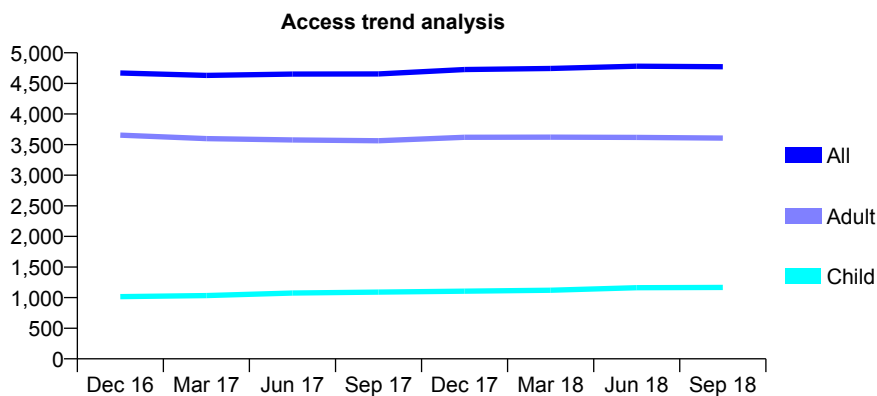
Q63 - Vital Signs At a Glance Contract Report for 101435/0030 - September 2018

Name or company name	IDH Limited
Contract type name	GDS Contract
Purpose of contract	General
Contract start date	01/04/2006
Contract end date	

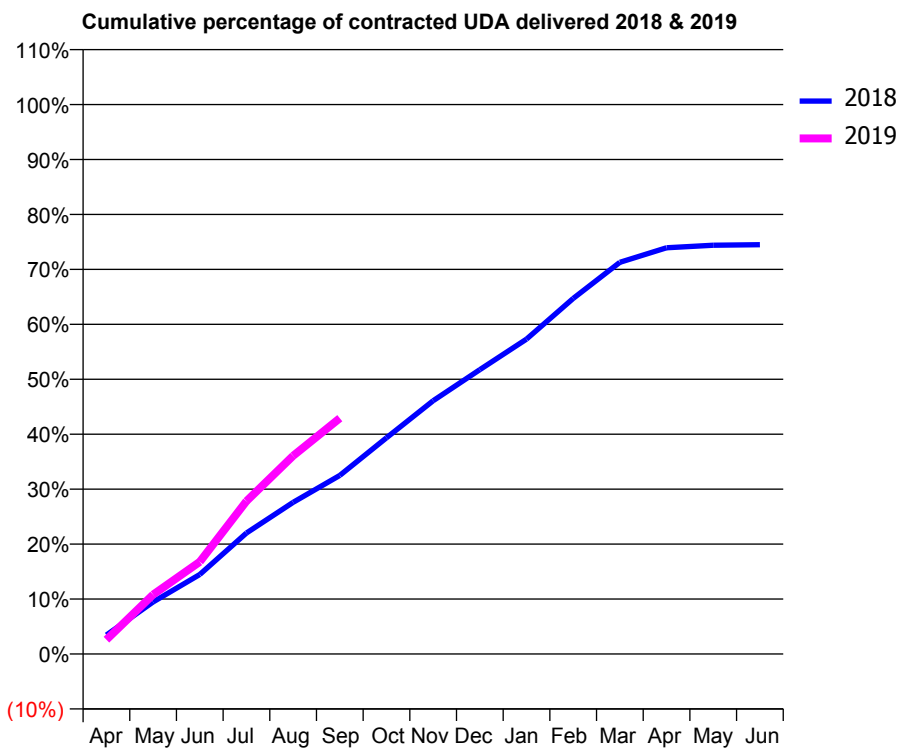
18/19 Contracted general activity (UDA)	15,000
Carry forward general activity (UDA)	0
18/19 Contracted orthodontic activity (UOA)	0
Carry forward orthodontic activity (UOA)	0
Baseline contract value	£401,134.86

ACCESS*

Patients seen in 24 months	Total	Change since previous quarter
Quarter ending September 2017	4,655	
Quarter ending December 2017	4,726	→
Quarter ending March 2018	4,745	→
Quarter ending June 2018	4,781	→
Quarter ending September 2018	4,773	→
Variance since September 2017	2.5%	↑



ACTIVITY



Month	Adjusted Scheduled Activity (UDA)	
	2018	2019
April	520	390
May	1,423	1,623
June	2,172	2,518
July	3,303	4,174
August	4,139	5,409
September	4,875	6,437
October	5,903	
November	6,913	
December	7,764	
January	8,594	
February	9,705	
March	10,692	
April	11,088	
May	11,159	
June	11,171	

QUALITY

	Quantity	Base Number	Contract	AT	Region	England
% of FP17s for the same patient ID Re-attending within 3 months - Children	55	733	7.5%	9.9%	11.5%	11.6%
% of FP17s for the same patient ID Re-attending within 3 months - Adults	267	2,006	13.3%	15.2%	16.5%	15.5%
% of FP17s for the same patient ID Re-attending between 3 & 9 months - Children	328	733	44.7%	48.8%	48.5%	58.8%
% of FP17s for the same patient ID Re-attending between 3 & 9 months - Adults	814	2,006	40.6%	38.8%	39.1%	51.1%
% of FP17s for Band 1 Urgent Courses	163	2,519	6.5%	10.1%	10.6%	9.0%
% of FP17s Relating to Free Repair or Replacements	9	2,519	0.4%	0.6%	0.5%	0.8%
% of FP17s Relating to Continuations	52	2,519	2.1%	0.8%	0.7%	0.9%
% of Patients satisfied with the dentistry they have received	1	2	N/A	91.6%	90.5%	93.3%
% of Patients satisfied with the time they had to wait for an appointment	1	2	N/A	87.5%	85.1%	88.9%

* This is based on patients treated on this contract for their most recent course of treatment. Figures in italics indicate the base number of FP17s or Patient Questionnaire responses are less than 100. N/A is shown where the base number of responses is less than 10 during the period. % is calculated as Quantity/Base number*100

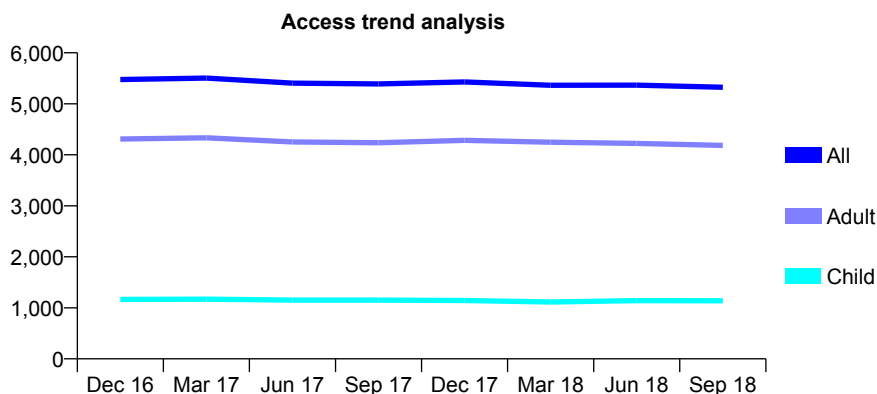
Q63 - Vital Signs At a Glance Contract Report for 101435/0032 - September 2018

Name or company name	IDH Limited
Contract type name	GDS Contract
Purpose of contract	General
Contract start date	01/04/2006
Contract end date	

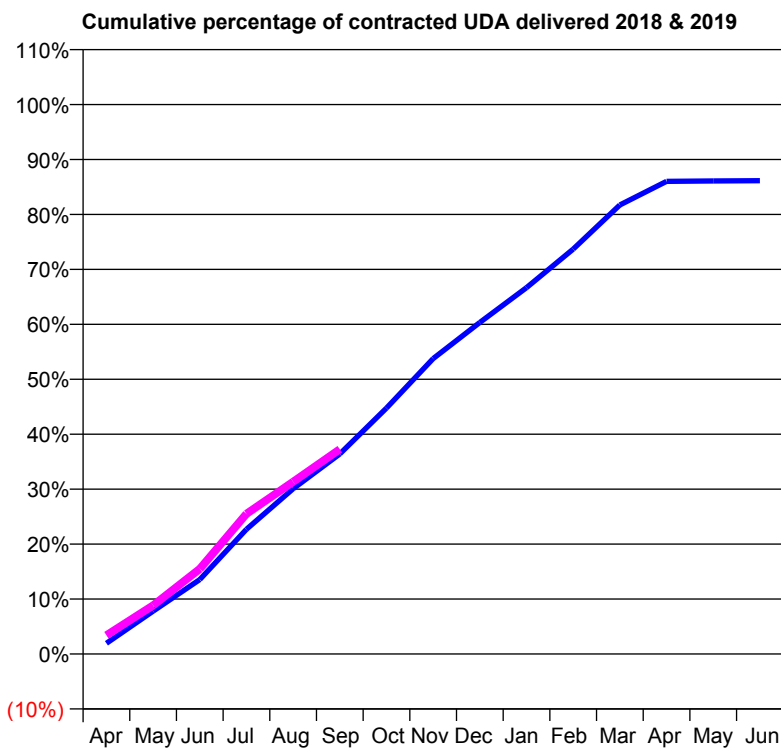
18/19 Contracted general activity (UDA)	20,379
Carry forward general activity (UDA)	0
18/19 Contracted orthodontic activity (UOA)	0
Carry forward orthodontic activity (UOA)	0
Baseline contract value	£582,758.31

ACCESS*

Patients seen in 24 months	Total	Change since previous quarter
Quarter ending September 2017	5,389	
Quarter ending December 2017	5,429	→
Quarter ending March 2018	5,363	↓
Quarter ending June 2018	5,366	→
Quarter ending September 2018	5,323	→
Variance since September 2017	(1.2%)	↓



ACTIVITY



Month	Adjusted Scheduled Activity (UDA)	
	2018	2019
April	398	697
May	1,591	1,800
June	2,762	3,158
July	4,629	5,202
August	6,132	6,385
September	7,418	7,595
October	9,120	
November	10,959	
December	12,295	
January	13,587	
February	15,015	
March	16,653	
April	17,526	
May	17,543	
June	17,554	

QUALITY

	Quantity	Base Number	Contract	AT	Region	England
% of FP17s for the same patient ID Re-attending within 3 months - Children	47	677	6.9%	9.9%	11.5%	11.6%
% of FP17s for the same patient ID Re-attending within 3 months - Adults	121	1,851	6.5%	15.2%	16.5%	15.5%
% of FP17s for the same patient ID Re-attending between 3 & 9 months - Children	281	677	41.5%	48.8%	48.5%	58.8%
% of FP17s for the same patient ID Re-attending between 3 & 9 months - Adults	741	1,851	40.0%	38.8%	39.1%	51.1%
% of FP17s for Band 1 Urgent Courses	61	2,308	2.6%	10.1%	10.6%	9.0%
% of FP17s Relating to Free Repair or Replacements	14	2,308	0.6%	0.6%	0.5%	0.8%
% of FP17s Relating to Continuations	27	2,308	1.2%	0.8%	0.7%	0.9%
% of Patients satisfied with the dentistry they have received	2	3	N/A	91.6%	90.5%	93.3%
% of Patients satisfied with the time they had to wait for an appointment	3	3	N/A	87.5%	85.1%	88.9%

* This is based on patients treated on this contract for their most recent course of treatment. Figures in italics indicate the base number of FP17s or Patient Questionnaire responses are less than 100. N/A is shown where the base number of responses is less than 10 during the period. % is calculated as Quantity/Base number*100

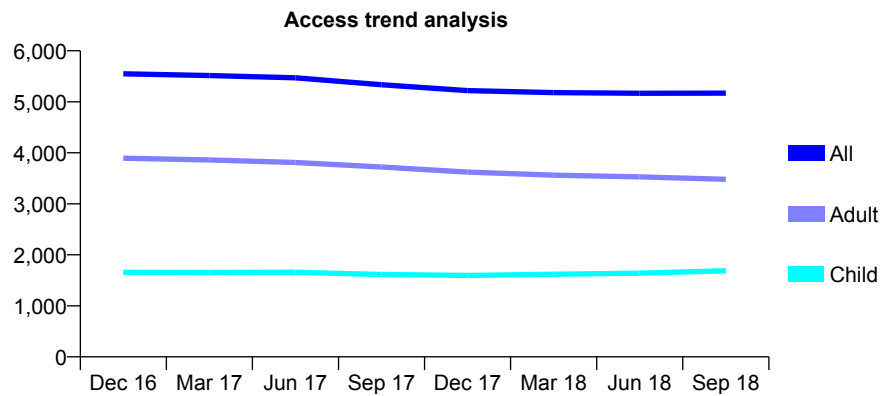
Q63 - Vital Signs At a Glance Contract Report for 101435/0036 - September 2018

Name or company name	IDH Limited
Contract type name	GDS Contract
Purpose of contract	General
Contract start date	01/04/2006
Contract end date	

18/19 Contracted general activity (UDA)	15,301
Carry forward general activity (UDA)	-87
18/19 Contracted orthodontic activity (UOA)	0
Carry forward orthodontic activity (UOA)	0
Baseline contract value	£477,334.05

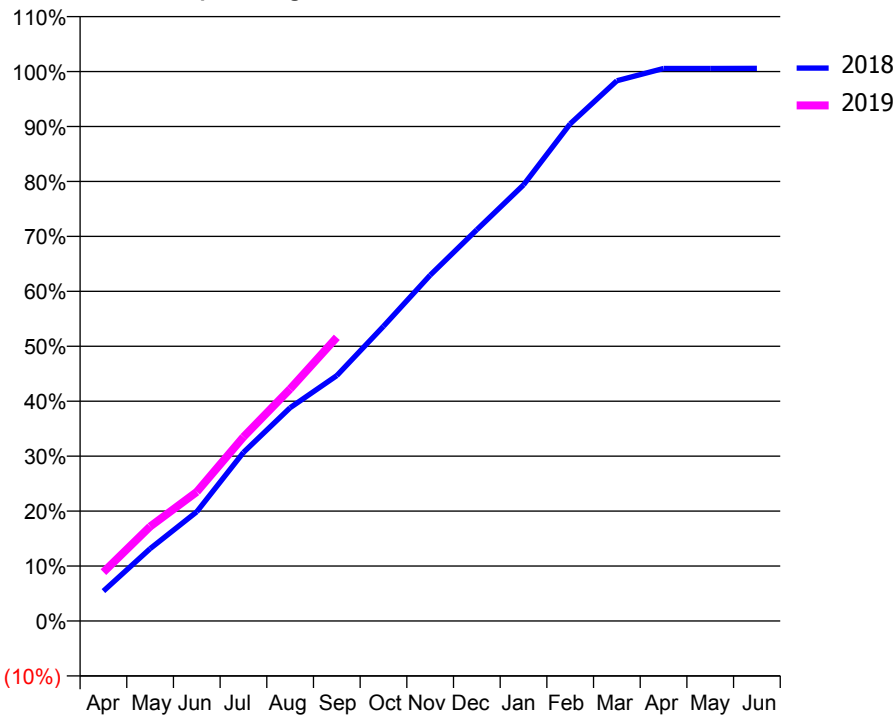
ACCESS*

Patients seen in 24 months	Total	Change since previous quarter
Quarter ending September 2017	5,335	
Quarter ending December 2017	5,219	↓
Quarter ending March 2018	5,180	→
Quarter ending June 2018	5,167	→
Quarter ending September 2018	5,169	→
Variance since September 2017	(3.1%)	↓



ACTIVITY

Cumulative percentage of contracted UDA delivered 2018 & 2019



Month	Adjusted Scheduled Activity (UDA)	
	2018	2019
April	834	1,359
May	2,015	2,630
June	3,042	3,595
July	4,694	5,127
August	5,937	6,462
September	6,833	7,899
October	8,208	
November	9,629	
December	10,895	
January	12,145	
February	13,845	
March	15,042	
April	15,384	
May	15,385	
June	15,388	

QUALITY

	Quantity	Base Number	Contract	AT	Region	England
% of FP17s for the same patient ID Re-attending within 3 months - Children	62	1,100	5.6%	9.9%	11.5%	11.6%
% of FP17s for the same patient ID Re-attending within 3 months - Adults	209	1,611	13.0%	15.2%	16.5%	15.5%
% of FP17s for the same patient ID Re-attending between 3 & 9 months - Children	448	1,100	40.7%	48.8%	48.5%	58.8%
% of FP17s for the same patient ID Re-attending between 3 & 9 months - Adults	445	1,611	27.6%	38.8%	39.1%	51.1%
% of FP17s for Band 1 Urgent Courses	179	2,564	7.0%	10.1%	10.6%	9.0%
% of FP17s Relating to Free Repair or Replacements	8	2,564	0.3%	0.6%	0.5%	0.8%
% of FP17s Relating to Continuations	12	2,564	0.5%	0.8%	0.7%	0.9%
% of Patients satisfied with the dentistry they have received	3	3	N/A	91.6%	90.5%	93.3%
% of Patients satisfied with the time they had to wait for an appointment	2	3	N/A	87.5%	85.1%	88.9%

* This is based on patients treated on this contract for their most recent course of treatment. Figures in italics indicate the base number of FP17s or Patient Questionnaire responses are less than 100. N/A is shown where the base number of responses is less than 10 during the period. % is calculated as Quantity/Base number*100

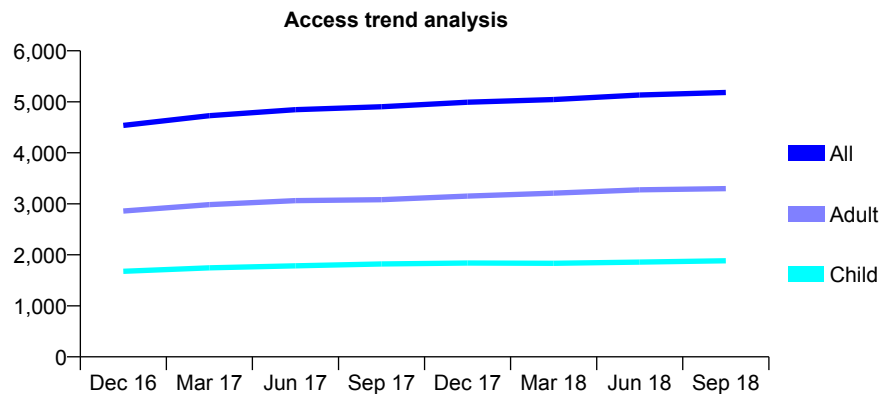
Q63 - Vital Signs At a Glance Contract Report for 101435/0037 - September 2018

Name or company name	IDH Limited
Contract type name	GDS Contract
Purpose of contract	General
Contract start date	01/04/2006
Contract end date	

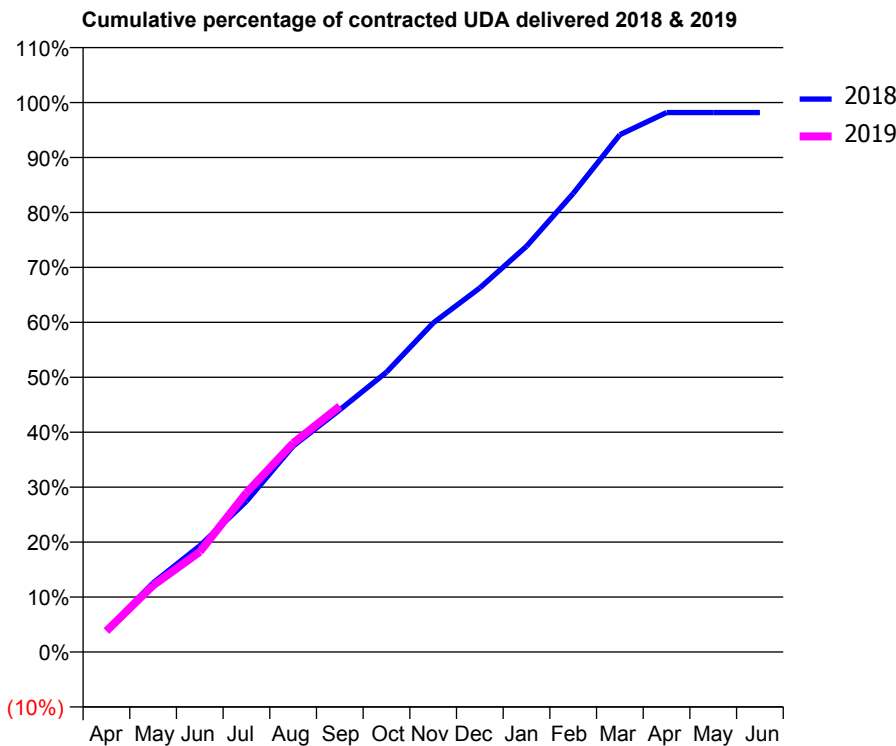
18/19 Contracted general activity (UDA)	12,512
Carry forward general activity (UDA)	228
18/19 Contracted orthodontic activity (UOA)	0
Carry forward orthodontic activity (UOA)	0
Baseline contract value	£332,849.73

ACCESS*

Patients seen in 24 months	Total	Change since previous quarter
Quarter ending September 2017	4,902	
Quarter ending December 2017	4,991	→
Quarter ending March 2018	5,045	→
Quarter ending June 2018	5,133	→
Quarter ending September 2018	5,182	→
Variance since September 2017	5.7%	↑



ACTIVITY



Adjusted Scheduled Activity (UDA)		
Month	2018	2019
April	498	478
May	1,575	1,518
June	2,420	2,281
July	3,431	3,626
August	4,690	4,756
September	5,516	5,599
October	6,372	
November	7,493	
December	8,291	
January	9,239	
February	10,440	
March	11,779	
April	12,284	
May	12,284	
June	12,284	

QUALITY

	Quantity	Base Number	Contract	AT	Region	England
% of FP17s for the same patient ID Re-attending within 3 months - Children	49	1,091	4.5%	9.9%	11.5%	11.6%
% of FP17s for the same patient ID Re-attending within 3 months - Adults	133	1,415	9.4%	15.2%	16.5%	15.5%
% of FP17s for the same patient ID Re-attending between 3 & 9 months - Children	407	1,091	37.3%	48.8%	48.5%	58.8%
% of FP17s for the same patient ID Re-attending between 3 & 9 months - Adults	430	1,415	30.4%	38.8%	39.1%	51.1%
% of FP17s for Band 1 Urgent Courses	83	2,340	3.5%	10.1%	10.6%	9.0%
% of FP17s Relating to Free Repair or Replacements	9	2,340	0.4%	0.6%	0.5%	0.8%
% of FP17s Relating to Continuations	23	2,340	1.0%	0.8%	0.7%	0.9%
% of Patients satisfied with the dentistry they have received	1	1	N/A	91.6%	90.5%	93.3%
% of Patients satisfied with the time they had to wait for an appointment	1	1	N/A	87.5%	85.1%	88.9%

* This is based on patients treated on this contract for their most recent course of treatment. Figures in italics indicate the base number of FP17s or Patient Questionnaire responses are less than 100. N/A is shown where the base number of responses is less than 10 during the period. % is calculated as Quantity/Base number*100

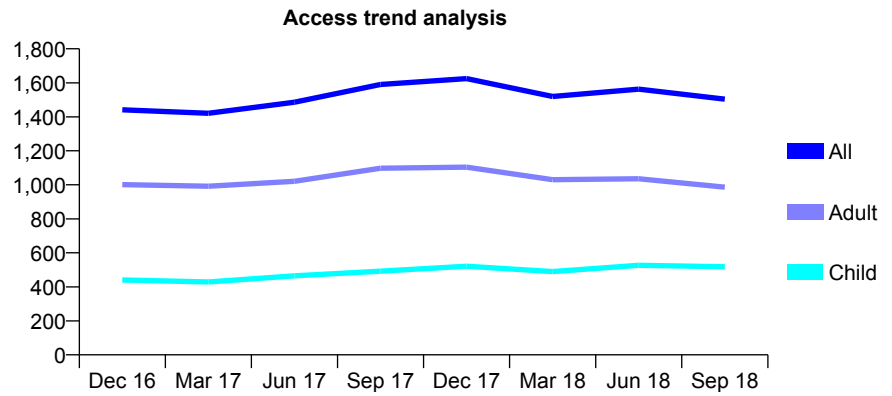
Q63 - Vital Signs At a Glance Contract Report for 103756/0001 - September 2018

Name or company name	Smile Impressions Blackheath Ltd
Contract type name	GDS Contract
Purpose of contract	General
Contract start date	01/06/2015
Contract end date	

18/19 Contracted general activity (UDA)	3,463
Carry forward general activity (UDA)	-57
18/19 Contracted orthodontic activity (UOA)	0
Carry forward orthodontic activity (UOA)	0
Baseline contract value	£78,639.79

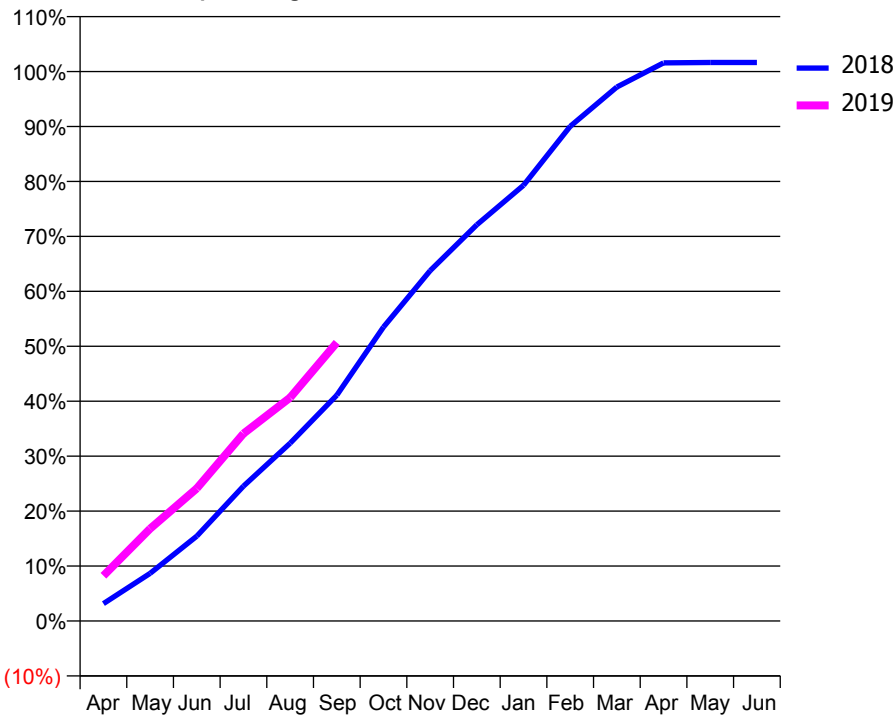
ACCESS*

Patients seen in 24 months	Total	Change since previous quarter
Quarter ending September 2017	1,590	
Quarter ending December 2017	1,625	↑
Quarter ending March 2018	1,520	↓
Quarter ending June 2018	1,563	↑
Quarter ending September 2018	1,504	↓
Variance since September 2017	(5.4%)	↓



ACTIVITY

Cumulative percentage of contracted UDA delivered 2018 & 2019



Month	Adjusted Scheduled Activity (UDA)	
	2018	2019
April	109	285
May	301	582
June	535	836
July	850	1,181
August	1,121	1,408
September	1,423	1,755
October	1,852	
November	2,208	
December	2,497	
January	2,746	
February	3,117	
March	3,365	
April	3,518	
May	3,520	
June	3,520	

QUALITY

	Quantity	Base Number	Contract	AT	Region	England
% of FP17s for the same patient ID Re-attending within 3 months - Children	45	420	10.7%	9.9%	11.5%	11.6%
% of FP17s for the same patient ID Re-attending within 3 months - Adults	46	520	8.8%	15.2%	16.5%	15.5%
% of FP17s for the same patient ID Re-attending between 3 & 9 months - Children	223	420	53.1%	48.8%	48.5%	58.8%
% of FP17s for the same patient ID Re-attending between 3 & 9 months - Adults	219	520	42.1%	38.8%	39.1%	51.1%
% of FP17s for Band 1 Urgent Courses	52	894	5.8%	10.1%	10.6%	9.0%
% of FP17s Relating to Free Repair or Replacements	1	894	0.1%	0.6%	0.5%	0.8%
% of FP17s Relating to Continuations	0	894	0.0%	0.8%	0.7%	0.9%
% of Patients satisfied with the dentistry they have received	1	1	N/A	91.6%	90.5%	93.3%
% of Patients satisfied with the time they had to wait for an appointment	0	1	N/A	87.5%	85.1%	88.9%

* This is based on patients treated on this contract for their most recent course of treatment. Figures in italics indicate the base number of FP17s or Patient Questionnaire responses are less than 100. N/A is shown where the base number of responses is less than 10 during the period. % is calculated as Quantity/Base number*100

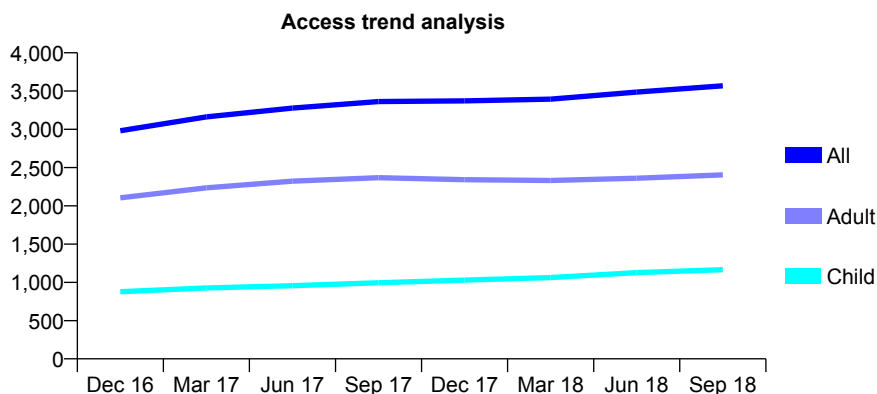
Q63 - Vital Signs At a Glance Contract Report for 103896/0001 - September 2018

Name or company name	Newham Family Dental Care Limited
Contract type name	GDS Contract
Purpose of contract	General
Contract start date	17/03/2011
Contract end date	

18/19 Contracted general activity (UDA)	10,000
Carry forward general activity (UDA)	0
18/19 Contracted orthodontic activity (UOA)	0
Carry forward orthodontic activity (UOA)	0
Baseline contract value	£332,385.00

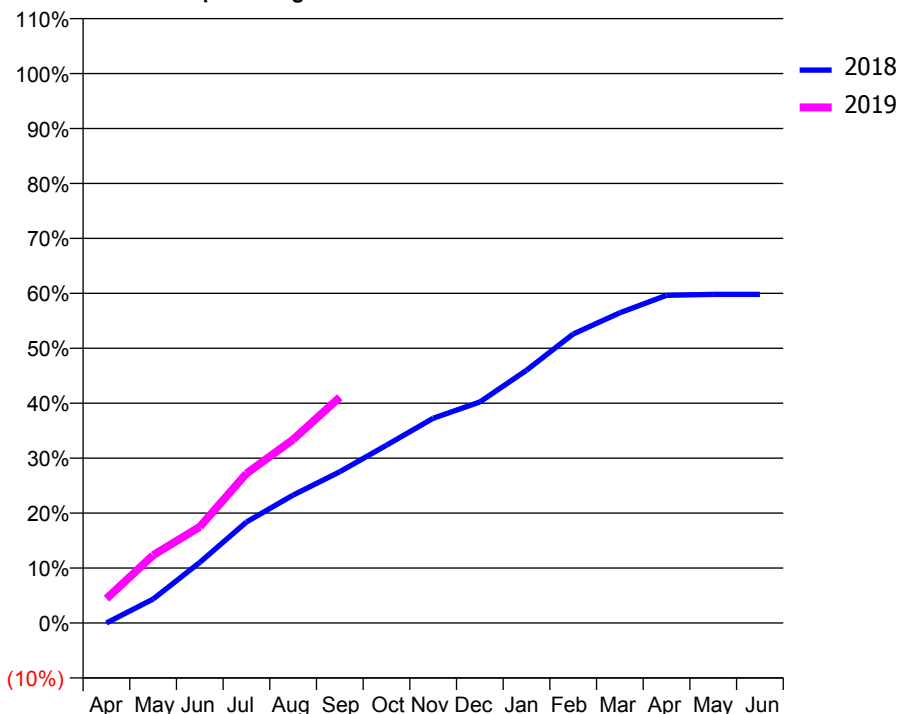
ACCESS*

Patients seen in 24 months	Total	Change since previous quarter
Quarter ending September 2017	3,363	
Quarter ending December 2017	3,372	→
Quarter ending March 2018	3,395	→
Quarter ending June 2018	3,487	↑
Quarter ending September 2018	3,569	↑
Variance since September 2017	6.1%	↑



ACTIVITY

Cumulative percentage of contracted UDA delivered 2018 & 2019



Adjusted Scheduled Activity (UDA)

Month	2018	2019
April	0	444
May	654	1,234
June	1,653	1,752
July	2,758	2,723
August	3,491	3,340
September	4,131	4,110
October	4,853	
November	5,588	
December	6,032	
January	6,900	
February	7,889	
March	8,468	
April	8,946	
May	8,970	
June	8,970	

QUALITY

	Quantity	Base Number	Contract	AT	Region	England
% of FP17s for the same patient ID Re-attending within 3 months - Children	37	797	4.6%	9.9%	11.5%	11.6%
% of FP17s for the same patient ID Re-attending within 3 months - Adults	116	1,247	9.3%	15.2%	16.5%	15.5%
% of FP17s for the same patient ID Re-attending between 3 & 9 months - Children	382	797	47.9%	48.8%	48.5%	58.8%
% of FP17s for the same patient ID Re-attending between 3 & 9 months - Adults	401	1,247	32.2%	38.8%	39.1%	51.1%
% of FP17s for Band 1 Urgent Courses	375	1,826	20.5%	10.1%	10.6%	9.0%
% of FP17s Relating to Free Repair or Replacements	4	1,826	0.2%	0.6%	0.5%	0.8%
% of FP17s Relating to Continuations	5	1,826	0.3%	0.8%	0.7%	0.9%
% of Patients satisfied with the dentistry they have received	0	0	N/A	91.6%	90.5%	93.3%
% of Patients satisfied with the time they had to wait for an appointment	0	0	N/A	87.5%	85.1%	88.9%

* This is based on patients treated on this contract for their most recent course of treatment. Figures in italics indicate the base number of FP17s or Patient Questionnaire responses are less than 100. N/A is shown where the base number of responses is less than 10 during the period. % is calculated as Quantity/Base number*100

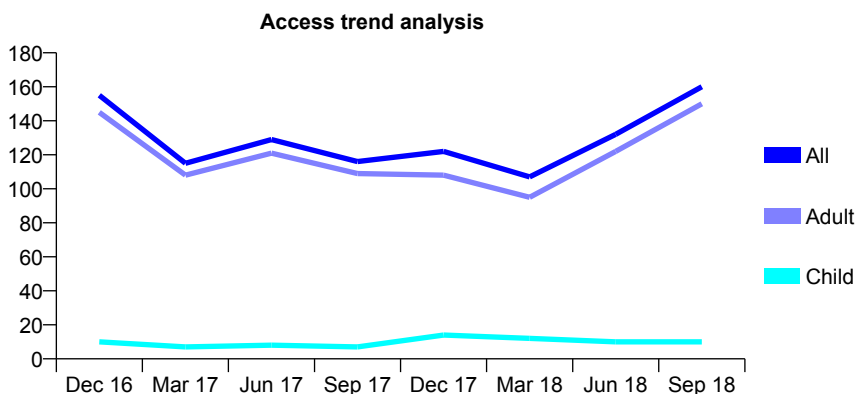
Q63 - Vital Signs At a Glance Contract Report for 104523/0009 - September 2018

Name or company name	Bromley Healthcare Interest Company
Contract type name	PDS Contract
Purpose of contract	General
Contract start date	01/08/2014
Contract end date	31/03/2019

18/19 Contracted general activity (UDA)	1,348
Carry forward general activity (UDA)	0
18/19 Contracted orthodontic activity (UOA)	0
Carry forward orthodontic activity (UOA)	0
Baseline contract value	£56,674.76

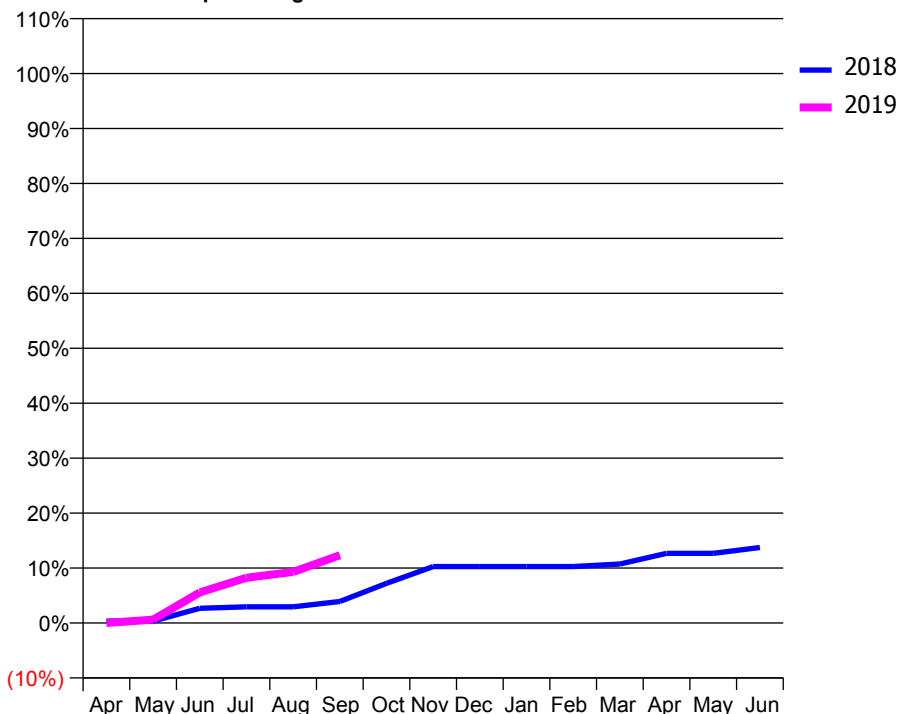
ACCESS*

Patients seen in 24 months	Total	Change since previous quarter
Quarter ending September 2017	116	
Quarter ending December 2017	122	↑
Quarter ending March 2018	107	↓
Quarter ending June 2018	132	↑
Quarter ending September 2018	160	↑
Variance since September 2017	37.9%	↑



ACTIVITY

Cumulative percentage of contracted UDA delivered 2018 & 2019



Month	Adjusted Scheduled Activity (UDA)	
	2018	2019
April	5	0
May	5	8
June	36	75
July	40	111
August	40	125
September	53	166
October	97	
November	139	
December	139	
January	139	
February	139	
March	145	
April	171	
May	171	
June	185	

QUALITY

	Quantity	Base Number	Contract	AT	Region	England
% of FP17s for the same patient ID Re-attending within 3 months - Children	0	13	0.0%	9.9%	11.5%	11.6%
% of FP17s for the same patient ID Re-attending within 3 months - Adults	1	181	0.6%	15.2%	16.5%	15.5%
% of FP17s for the same patient ID Re-attending between 3 & 9 months - Children	0	13	0.0%	48.8%	48.5%	58.8%
% of FP17s for the same patient ID Re-attending between 3 & 9 months - Adults	1	181	0.6%	38.8%	39.1%	51.1%
% of FP17s for Band 1 Urgent Courses	126	133	94.7%	10.1%	10.6%	9.0%
% of FP17s Relating to Free Repair or Replacements	0	133	0.0%	0.6%	0.5%	0.8%
% of FP17s Relating to Continuations	0	133	0.0%	0.8%	0.7%	0.9%
% of Patients satisfied with the dentistry they have received	0	0	N/A	91.6%	90.5%	93.3%
% of Patients satisfied with the time they had to wait for an appointment	0	0	N/A	87.5%	85.1%	88.9%

* This is based on patients treated on this contract for their most recent course of treatment. Figures in italics indicate the base number of FP17s or Patient Questionnaire responses are less than 100. N/A is shown where the base number of responses is less than 10 during the period. % is calculated as Quantity/Base number*100

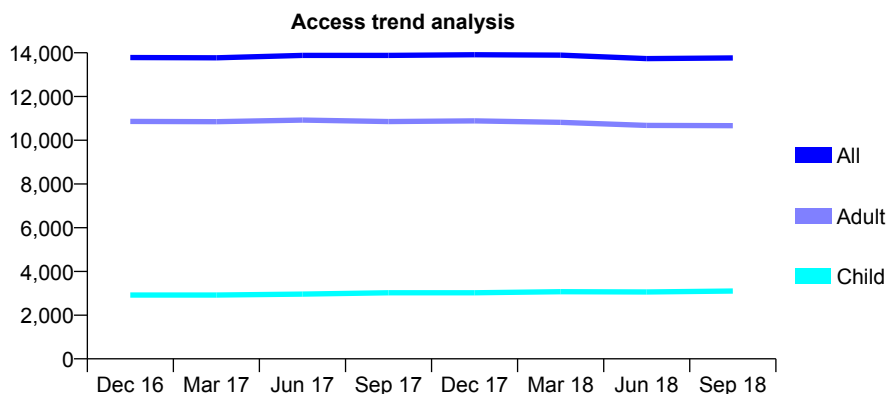
Q63 - Vital Signs At a Glance Contract Report for 104965/0001 - September 2018

Name or company name	Brightsmile Dental Care Limited
Contract type name	GDS Contract
Purpose of contract	General
Contract start date	01/11/2010
Contract end date	

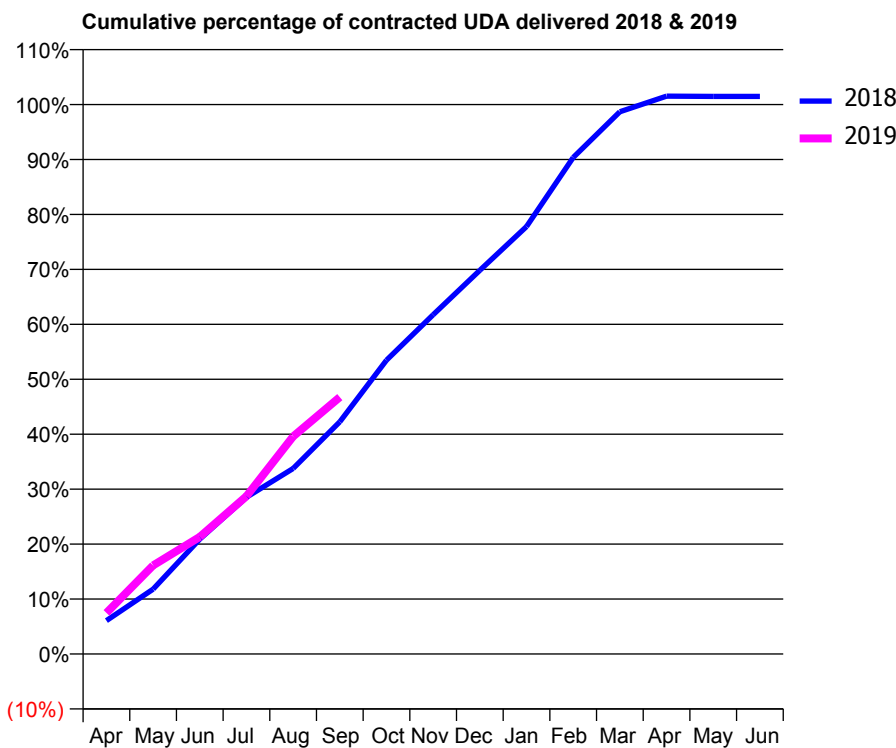
18/19 Contracted general activity (UDA)	36,000
Carry forward general activity (UDA)	-528
18/19 Contracted orthodontic activity (UOA)	0
Carry forward orthodontic activity (UOA)	0
Baseline contract value	£1,031,024.99

ACCESS*

Patients seen in 24 months	Total	Change since previous quarter
Quarter ending September 2017	13,878	
Quarter ending December 2017	13,911	→
Quarter ending March 2018	13,894	→
Quarter ending June 2018	13,735	↓
Quarter ending September 2018	13,767	→
Variance since September 2017	(0.8%)	→



ACTIVITY



Month	Adjusted Scheduled Activity (UDA)	
	2018	2019
April	2,187	2,693
May	4,248	5,807
June	7,522	7,677
July	10,268	10,338
August	12,157	14,253
September	15,216	16,826
October	19,247	
November	22,225	
December	25,139	
January	28,000	
February	32,531	
March	35,528	
April	36,551	
May	36,528	
June	36,528	

QUALITY

	Quantity	Base Number	Contract	AT	Region	England
% of FP17s for the same patient ID Re-attending within 3 months - Children	92	1,928	4.8%	9.9%	11.5%	11.6%
% of FP17s for the same patient ID Re-attending within 3 months - Adults	527	5,671	9.3%	15.2%	16.5%	15.5%
% of FP17s for the same patient ID Re-attending between 3 & 9 months - Children	958	1,928	49.7%	48.8%	48.5%	58.8%
% of FP17s for the same patient ID Re-attending between 3 & 9 months - Adults	2,647	5,671	46.7%	38.8%	39.1%	51.1%
% of FP17s for Band 1 Urgent Courses	554	7,208	7.7%	10.1%	10.6%	9.0%
% of FP17s Relating to Free Repair or Replacements	29	7,208	0.4%	0.6%	0.5%	0.8%
% of FP17s Relating to Continuations	12	7,208	0.2%	0.8%	0.7%	0.9%
% of Patients satisfied with the dentistry they have received	8	9	N/A	91.6%	90.5%	93.3%
% of Patients satisfied with the time they had to wait for an appointment	8	9	N/A	87.5%	85.1%	88.9%

* This is based on patients treated on this contract for their most recent course of treatment. Figures in italics indicate the base number of FP17s or Patient Questionnaire responses are less than 100. N/A is shown where the base number of responses is less than 10 during the period. % is calculated as Quantity/Base number*100

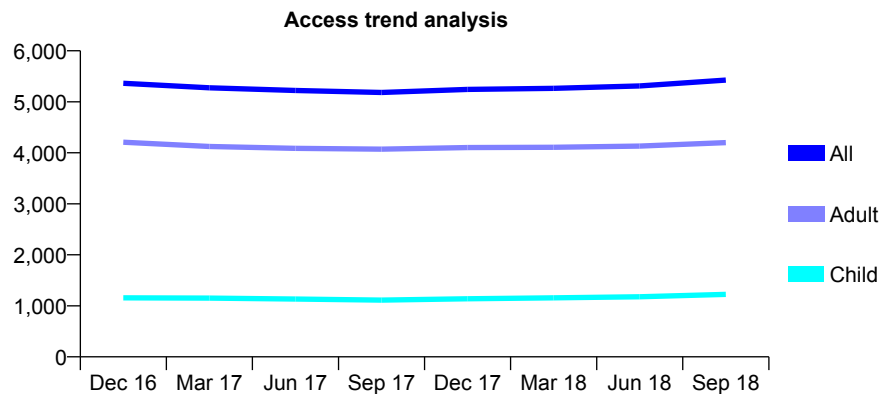
Q63 - Vital Signs At a Glance Contract Report for 107603/0001 - September 2018

Name or company name	Smile with Pride Dental Care Limited
Contract type name	GDS Contract
Purpose of contract	General
Contract start date	01/04/2011
Contract end date	

18/19 Contracted general activity (UDA)	12,989
Carry forward general activity (UDA)	-38
18/19 Contracted orthodontic activity (UOA)	0
Carry forward orthodontic activity (UOA)	0
Baseline contract value	£375,661.86

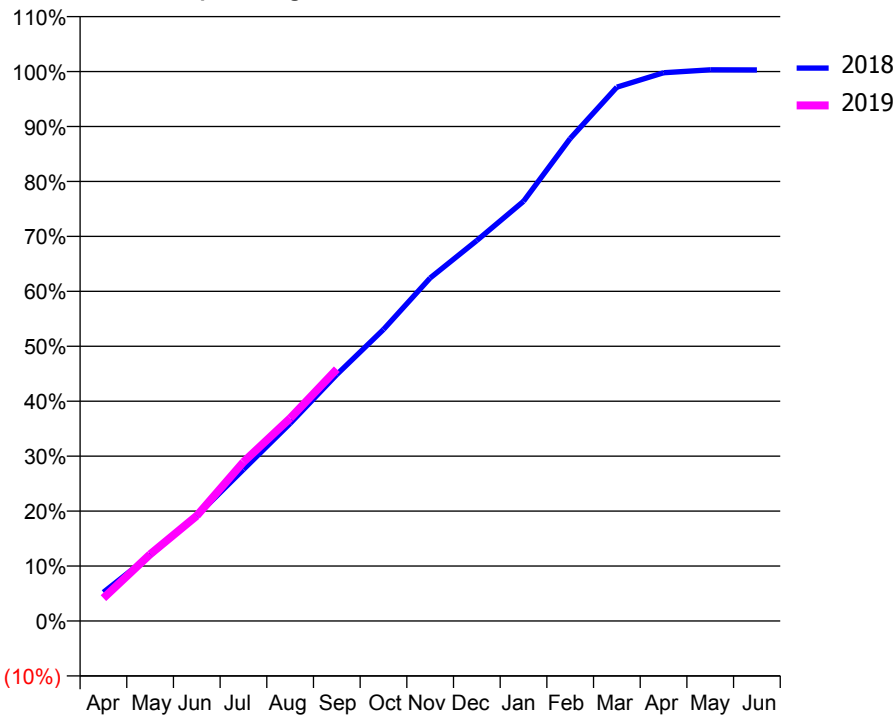
ACCESS*

Patients seen in 24 months	Total	Change since previous quarter
Quarter ending September 2017	5,183	
Quarter ending December 2017	5,242	→
Quarter ending March 2018	5,264	→
Quarter ending June 2018	5,312	→
Quarter ending September 2018	5,425	↑
Variance since September 2017	4.7%	↑



ACTIVITY

Cumulative percentage of contracted UDA delivered 2018 & 2019



Adjusted Scheduled Activity (UDA)		
Month	2018	2019
April	679	542
May	1,551	1,579
June	2,489	2,488
July	3,582	3,758
August	4,671	4,792
September	5,827	5,953
October	6,890	
November	8,109	
December	8,994	
January	9,922	
February	11,405	
March	12,618	
April	12,959	
May	13,028	
June	13,027	

QUALITY

	Quantity	Base Number	Contract	AT	Region	England
% of FP17s for the same patient ID Re-attending within 3 months - Children	28	718	3.9%	9.9%	11.5%	11.6%
% of FP17s for the same patient ID Re-attending within 3 months - Adults	441	2,393	18.4%	15.2%	16.5%	15.5%
% of FP17s for the same patient ID Re-attending between 3 & 9 months - Children	278	718	38.7%	48.8%	48.5%	58.8%
% of FP17s for the same patient ID Re-attending between 3 & 9 months - Adults	780	2,393	32.6%	38.8%	39.1%	51.1%
% of FP17s for Band 1 Urgent Courses	384	2,656	14.5%	10.1%	10.6%	9.0%
% of FP17s Relating to Free Repair or Replacements	8	2,656	0.3%	0.6%	0.5%	0.8%
% of FP17s Relating to Continuations	32	2,656	1.2%	0.8%	0.7%	0.9%
% of Patients satisfied with the dentistry they have received	2	2	N/A	91.6%	90.5%	93.3%
% of Patients satisfied with the time they had to wait for an appointment	2	2	N/A	87.5%	85.1%	88.9%

* This is based on patients treated on this contract for their most recent course of treatment. Figures in italics indicate the base number of FP17s or Patient Questionnaire responses are less than 100. N/A is shown where the base number of responses is less than 10 during the period. % is calculated as Quantity/Base number*100

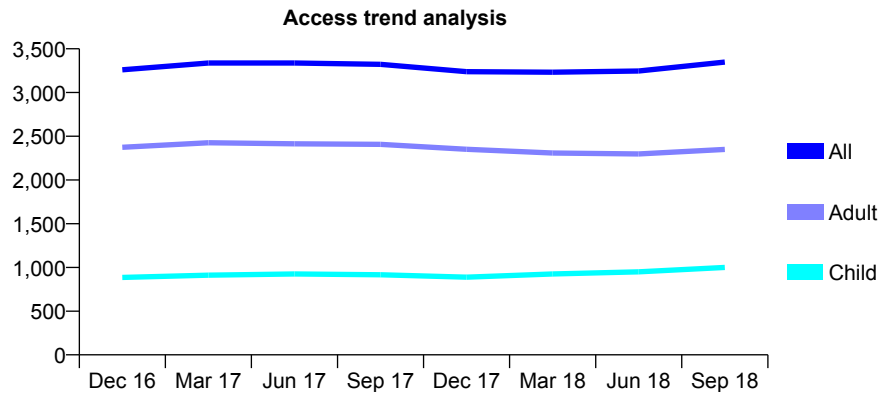
Q63 - Vital Signs At a Glance Contract Report for 108189/0001 - September 2018

Name or company name	Greenwich & Bexley Emergency Dental Se
Contract type name	GDS Contract
Purpose of contract	General
Contract start date	01/04/2011
Contract end date	

18/19 Contracted general activity (UDA)	9,700
Carry forward general activity (UDA)	1,450
18/19 Contracted orthodontic activity (UOA)	0
Carry forward orthodontic activity (UOA)	0
Baseline contract value	£245,366.36

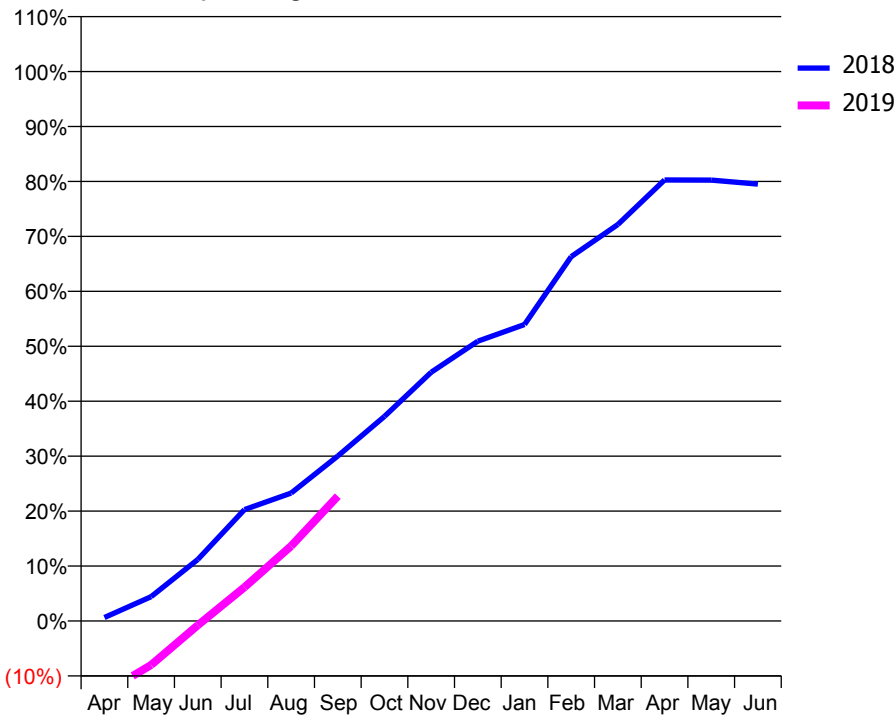
ACCESS*

Patients seen in 24 months	Total	Change since previous quarter
Quarter ending September 2017	3,323	
Quarter ending December 2017	3,239	↓
Quarter ending March 2018	3,233	→
Quarter ending June 2018	3,246	→
Quarter ending September 2018	3,349	↑
Variance since September 2017	0.8%	→



ACTIVITY

Cumulative percentage of contracted UDA delivered 2018 & 2019



Month	Adjusted Scheduled Activity (UDA)	
	2018	2019
April	63	-1,270
May	430	-777
June	1,086	-77
July	1,967	596
August	2,258	1,325
September	2,913	2,205
October	3,613	
November	4,392	
December	4,941	
January	5,233	
February	6,431	
March	7,000	
April	7,784	
May	7,783	
June	7,713	

QUALITY

	Quantity	Base Number	Contract	AT	Region	England
% of FP17s for the same patient ID Re-attending within 3 months - Children	75	804	9.3%	9.9%	11.5%	11.6%
% of FP17s for the same patient ID Re-attending within 3 months - Adults	217	1,599	13.6%	15.2%	16.5%	15.5%
% of FP17s for the same patient ID Re-attending between 3 & 9 months - Children	399	804	49.6%	48.8%	48.5%	58.8%
% of FP17s for the same patient ID Re-attending between 3 & 9 months - Adults	714	1,599	44.7%	38.8%	39.1%	51.1%
% of FP17s for Band 1 Urgent Courses	108	1,733	6.2%	10.1%	10.6%	9.0%
% of FP17s Relating to Free Repair or Replacements	10	1,733	0.6%	0.6%	0.5%	0.8%
% of FP17s Relating to Continuations	0	1,733	0.0%	0.8%	0.7%	0.9%
% of Patients satisfied with the dentistry they have received	2	2	N/A	91.6%	90.5%	93.3%
% of Patients satisfied with the time they had to wait for an appointment	2	2	N/A	87.5%	85.1%	88.9%

* This is based on patients treated on this contract for their most recent course of treatment. Figures in italics indicate the base number of FP17s or Patient Questionnaire responses are less than 100. N/A is shown where the base number of responses is less than 10 during the period. % is calculated as Quantity/Base number*100

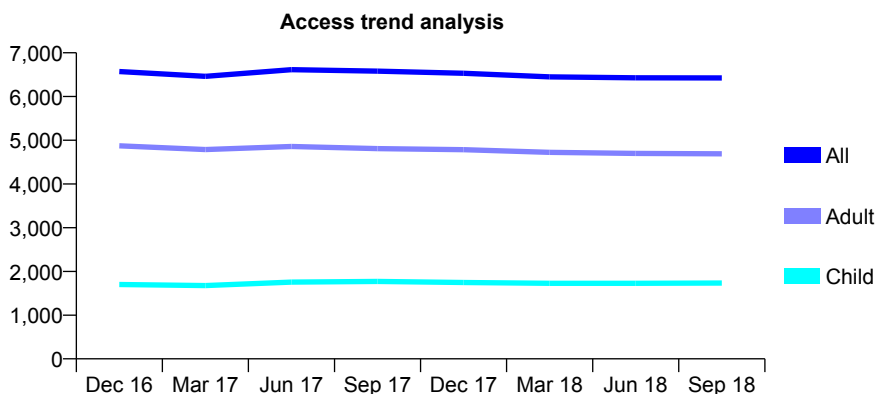
Q63 - Vital Signs At a Glance Contract Report for 108243/0001 - September 2018

Name or company name	The Family Dental Practice Management L
Contract type name	GDS Contract
Purpose of contract	General
Contract start date	01/04/2012
Contract end date	

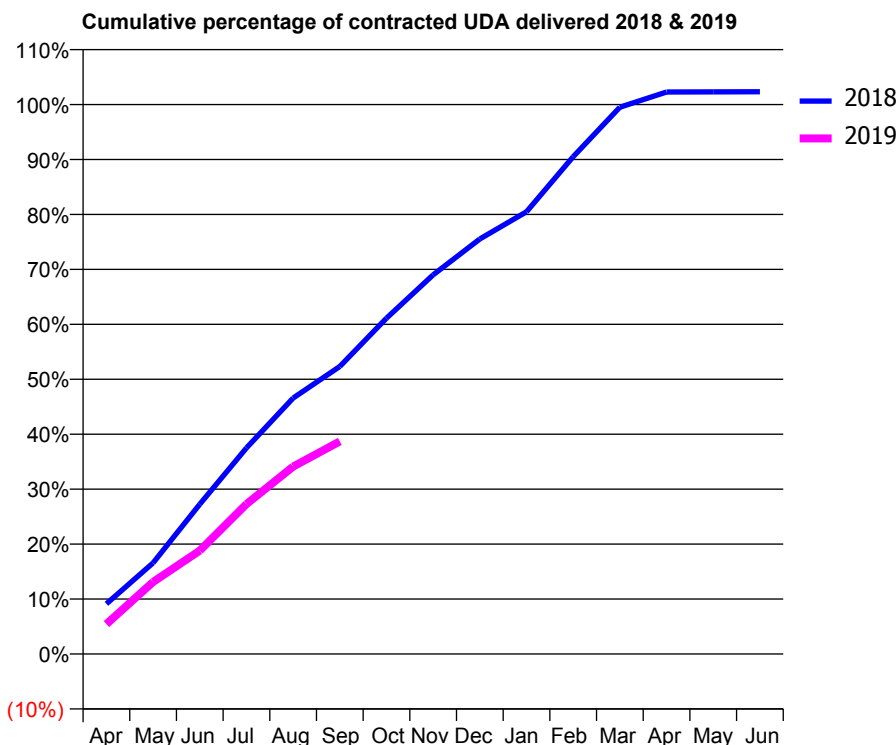
18/19 Contracted general activity (UDA)	14,608
Carry forward general activity (UDA)	-292
18/19 Contracted orthodontic activity (UOA)	0
Carry forward orthodontic activity (UOA)	0
Baseline contract value	£381,842.84

ACCESS*

Patients seen in 24 months	Total	Change since previous quarter
Quarter ending September 2017	6,582	
Quarter ending December 2017	6,531	→
Quarter ending March 2018	6,450	↓
Quarter ending June 2018	6,428	→
Quarter ending September 2018	6,425	→
Variance since September 2017	(2.4%)	↓



ACTIVITY



Adjusted Scheduled Activity (UDA)		
Month	2018	2019
April	1,335	796
May	2,422	1,918
June	3,981	2,749
July	5,477	3,985
August	6,804	4,981
September	7,645	5,651
October	8,928	
November	10,078	
December	11,035	
January	11,756	
February	13,222	
March	14,535	
April	14,941	
May	14,945	
June	14,946	

QUALITY

	Quantity	Base Number	Contract	AT	Region	England
% of FP17s for the same patient ID Re-attending within 3 months - Children	70	1,014	6.9%	9.9%	11.5%	11.6%
% of FP17s for the same patient ID Re-attending within 3 months - Adults	320	2,229	14.4%	15.2%	16.5%	15.5%
% of FP17s for the same patient ID Re-attending between 3 & 9 months - Children	471	1,014	46.4%	48.8%	48.5%	58.8%
% of FP17s for the same patient ID Re-attending between 3 & 9 months - Adults	780	2,229	35.0%	38.8%	39.1%	51.1%
% of FP17s for Band 1 Urgent Courses	332	2,698	12.3%	10.1%	10.6%	9.0%
% of FP17s Relating to Free Repair or Replacements	24	2,698	0.9%	0.6%	0.5%	0.8%
% of FP17s Relating to Continuations	25	2,698	0.9%	0.8%	0.7%	0.9%
% of Patients satisfied with the dentistry they have received	1	2	N/A	91.6%	90.5%	93.3%
% of Patients satisfied with the time they had to wait for an appointment	2	2	N/A	87.5%	85.1%	88.9%

* This is based on patients treated on this contract for their most recent course of treatment. Figures in italics indicate the base number of FP17s or Patient Questionnaire responses are less than 100. N/A is shown where the base number of responses is less than 10 during the period. % is calculated as Quantity/Base number*100

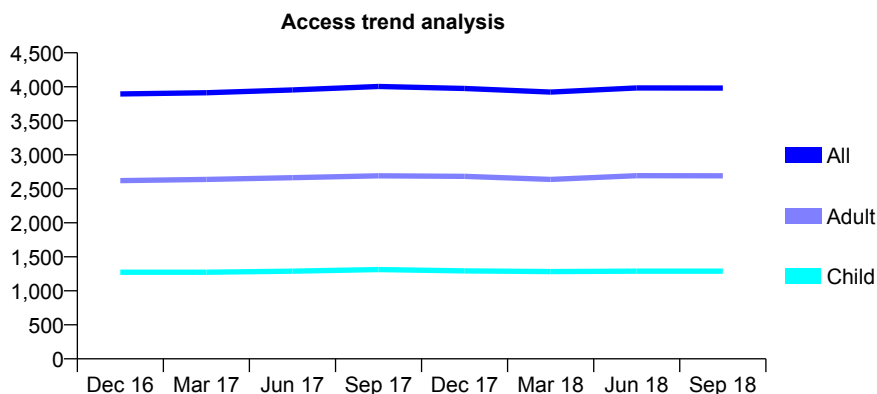
Q63 - Vital Signs At a Glance Contract Report for 108758/0001 - September 2018

Name or company name	Beeches Dental Surgery
Contract type name	GDS Contract
Purpose of contract	General
Contract start date	01/05/2006
Contract end date	

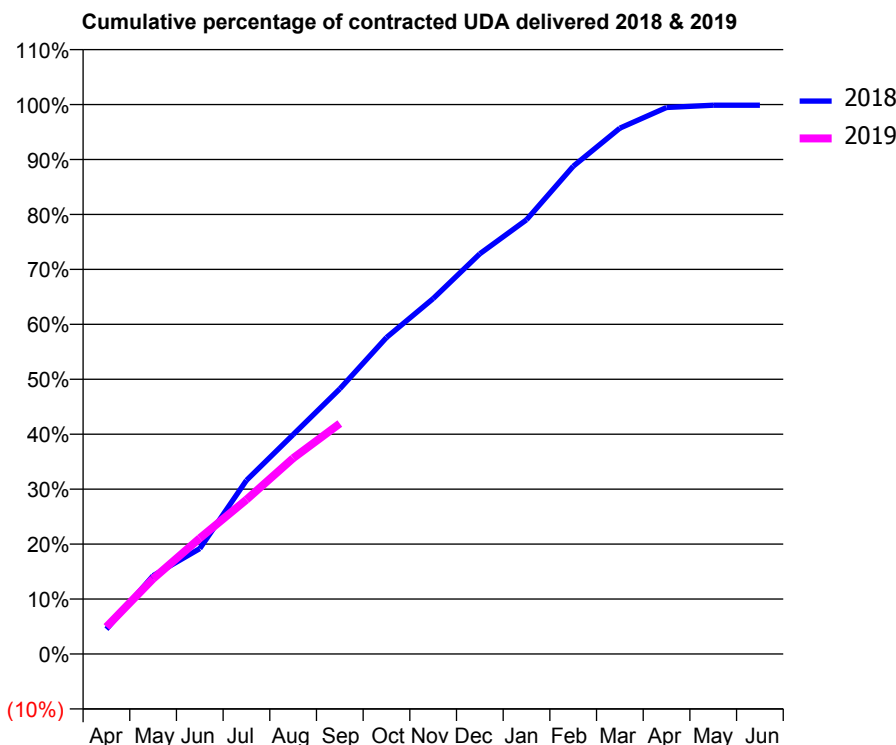
18/19 Contracted general activity (UDA)	10,053
Carry forward general activity (UDA)	12
18/19 Contracted orthodontic activity (UOA)	0
Carry forward orthodontic activity (UOA)	0
Baseline contract value	£295,366.01

ACCESS*

Patients seen in 24 months	Total	Change since previous quarter
Quarter ending September 2017	4,005	
Quarter ending December 2017	3,976	→
Quarter ending March 2018	3,922	↓
Quarter ending June 2018	3,984	→
Quarter ending September 2018	3,981	→
Variance since September 2017	(0.6%)	→



ACTIVITY



Month	Adjusted Scheduled Activity (UDA)	
	2018	2019
April	454	497
May	1,434	1,377
June	1,928	2,119
July	3,178	2,824
August	4,014	3,582
September	4,850	4,217
October	5,790	
November	6,502	
December	7,322	
January	7,945	
February	8,923	
March	9,620	
April	9,999	
May	10,041	
June	10,041	

QUALITY

	Quantity	Base Number	Contract	AT	Region	England
% of FP17s for the same patient ID Re-attending within 3 months - Children	28	826	3.4%	9.9%	11.5%	11.6%
% of FP17s for the same patient ID Re-attending within 3 months - Adults	118	1,432	8.2%	15.2%	16.5%	15.5%
% of FP17s for the same patient ID Re-attending between 3 & 9 months - Children	387	826	46.9%	48.8%	48.5%	58.8%
% of FP17s for the same patient ID Re-attending between 3 & 9 months - Adults	614	1,432	42.9%	38.8%	39.1%	51.1%
% of FP17s for Band 1 Urgent Courses	50	2,085	2.4%	10.1%	10.6%	9.0%
% of FP17s Relating to Free Repair or Replacements	25	2,085	1.2%	0.6%	0.5%	0.8%
% of FP17s Relating to Continuations	6	2,085	0.3%	0.8%	0.7%	0.9%
% of Patients satisfied with the dentistry they have received	3	3	N/A	91.6%	90.5%	93.3%
% of Patients satisfied with the time they had to wait for an appointment	1	3	N/A	87.5%	85.1%	88.9%

* This is based on patients treated on this contract for their most recent course of treatment. Figures in italics indicate the base number of FP17s or Patient Questionnaire responses are less than 100. N/A is shown where the base number of responses is less than 10 during the period. % is calculated as Quantity/Base number*100

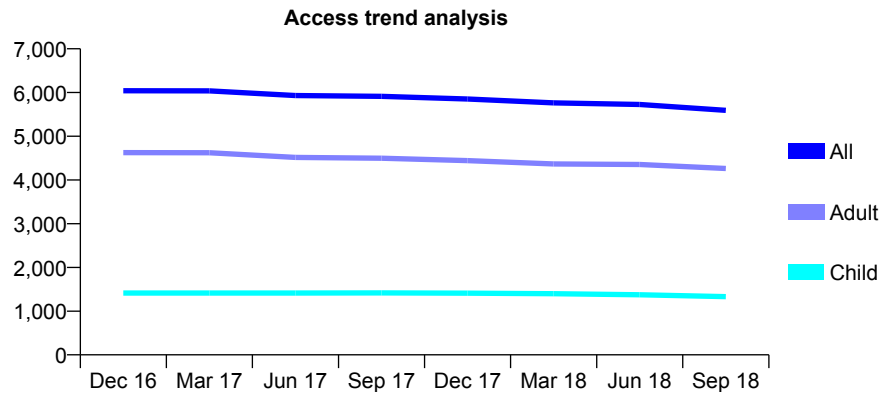
Q63 - Vital Signs At a Glance Contract Report for 109150/0001 - September 2018

Name or company name	MR K FAIZ
Contract type name	GDS Contract
Purpose of contract	General
Contract start date	01/07/2012
Contract end date	

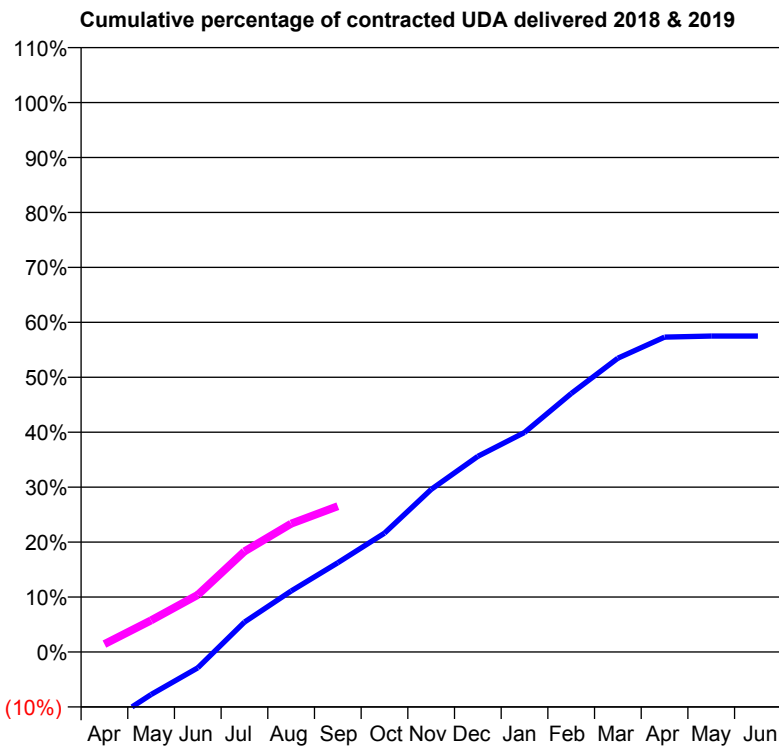
18/19 Contracted general activity (UDA)	19,865
Carry forward general activity (UDA)	0
18/19 Contracted orthodontic activity (UOA)	0
Carry forward orthodontic activity (UOA)	0
Baseline contract value	£590,481.29

ACCESS*

Patients seen in 24 months	Total	Change since previous quarter
Quarter ending September 2017	5,914	
Quarter ending December 2017	5,852	↓
Quarter ending March 2018	5,764	↓
Quarter ending June 2018	5,727	→
Quarter ending September 2018	5,592	↓
Variance since September 2017	(5.4%)	↓



ACTIVITY



Month	Adjusted Scheduled Activity (UDA)	
	2018	2019
April	-2,638	289
May	-1,538	1,145
June	-576	2,068
July	1,083	3,635
August	2,205	4,642
September	3,227	5,272
October	4,297	
November	5,876	
December	7,072	
January	7,937	
February	9,345	
March	10,623	
April	11,383	
May	11,422	
June	11,421	

QUALITY

	Quantity	Base Number	Contract	AT	Region	England
% of FP17s for the same patient ID Re-attending within 3 months - Children	48	741	6.5%	9.9%	11.5%	11.6%
% of FP17s for the same patient ID Re-attending within 3 months - Adults	314	2,154	14.6%	15.2%	16.5%	15.5%
% of FP17s for the same patient ID Re-attending between 3 & 9 months - Children	379	741	51.1%	48.8%	48.5%	58.8%
% of FP17s for the same patient ID Re-attending between 3 & 9 months - Adults	910	2,154	42.2%	38.8%	39.1%	51.1%
% of FP17s for Band 1 Urgent Courses	472	2,537	18.6%	10.1%	10.6%	9.0%
% of FP17s Relating to Free Repair or Replacements	6	2,537	0.2%	0.6%	0.5%	0.8%
% of FP17s Relating to Continuations	20	2,537	0.8%	0.8%	0.7%	0.9%
% of Patients satisfied with the dentistry they have received	2	2	N/A	91.6%	90.5%	93.3%
% of Patients satisfied with the time they had to wait for an appointment	2	2	N/A	87.5%	85.1%	88.9%

* This is based on patients treated on this contract for their most recent course of treatment. Figures in italics indicate the base number of FP17s or Patient Questionnaire responses are less than 100. N/A is shown where the base number of responses is less than 10 during the period. % is calculated as Quantity/Base number*100

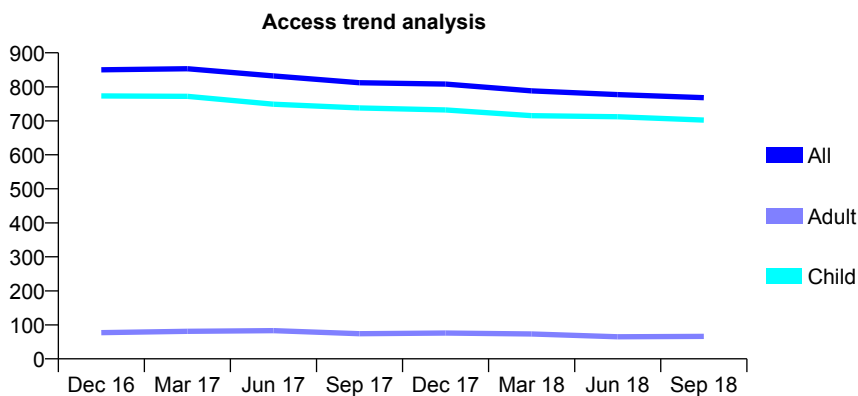
Q63 - Vital Signs At a Glance Contract Report for 109797/0001 - September 2018

Name or company name	The Buckley Practice Ltd
Contract type name	GDS Contract
Purpose of contract	General
Contract start date	11/02/2008
Contract end date	

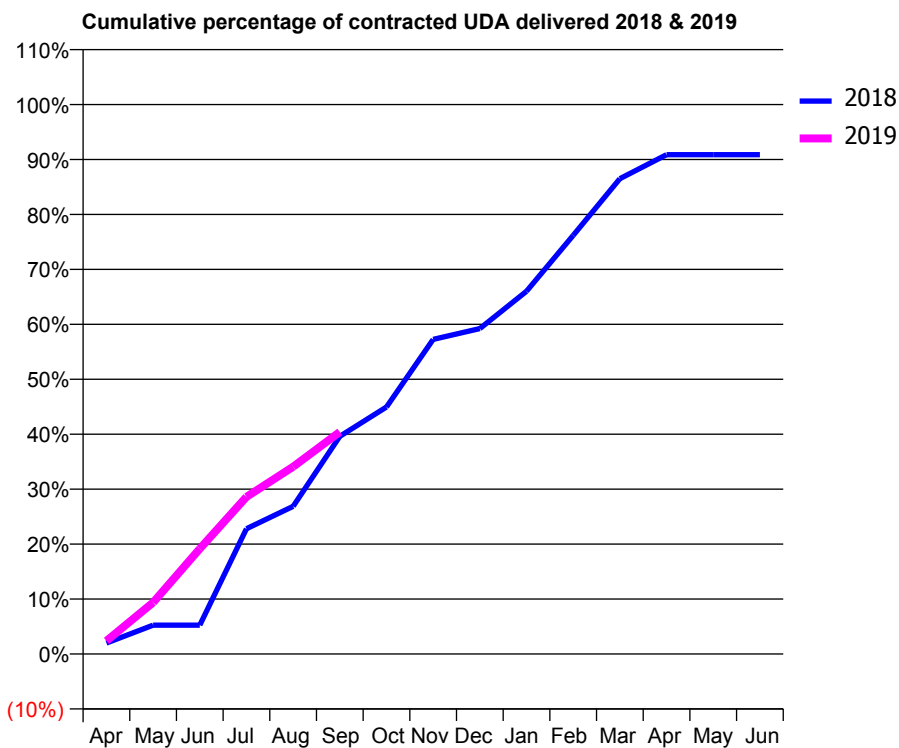
18/19 Contracted general activity (UDA)	1,846
Carry forward general activity (UDA)	0
18/19 Contracted orthodontic activity (UOA)	0
Carry forward orthodontic activity (UOA)	0
Baseline contract value	£38,050.82

ACCESS*

Patients seen in 24 months	Total	Change since previous quarter
Quarter ending September 2017	812	
Quarter ending December 2017	808	→
Quarter ending March 2018	788	↓
Quarter ending June 2018	777	↓
Quarter ending September 2018	768	↓
Variance since September 2017	(5.4%)	↓



ACTIVITY



Month	Adjusted Scheduled Activity (UDA)	
	2018	2019
April	37	44
May	97	173
June	97	354
July	421	528
August	496	629
September	731	746
October	830	
November	1,057	
December	1,093	
January	1,219	
February	1,406	
March	1,597	
April	1,677	
May	1,677	
June	1,677	

QUALITY

	Quantity	Base Number	Contract	AT	Region	England
% of FP17s for the same patient ID Re-attending within 3 months - Children	40	548	7.3%	9.9%	11.5%	11.6%
% of FP17s for the same patient ID Re-attending within 3 months - Adults	0	0	N/A	15.2%	16.5%	15.5%
% of FP17s for the same patient ID Re-attending between 3 & 9 months - Children	400	548	73.0%	48.8%	48.5%	58.8%
% of FP17s for the same patient ID Re-attending between 3 & 9 months - Adults	0	0	N/A	38.8%	39.1%	51.1%
% of FP17s for Band 1 Urgent Courses	10	502	2.0%	10.1%	10.6%	9.0%
% of FP17s Relating to Free Repair or Replacements	0	502	0.0%	0.6%	0.5%	0.8%
% of FP17s Relating to Continuations	7	502	1.4%	0.8%	0.7%	0.9%
% of Patients satisfied with the dentistry they have received	0	0	N/A	91.6%	90.5%	93.3%
% of Patients satisfied with the time they had to wait for an appointment	0	0	N/A	87.5%	85.1%	88.9%

* This is based on patients treated on this contract for their most recent course of treatment. Figures in italics indicate the base number of FP17s or Patient Questionnaire responses are less than 100. N/A is shown where the base number of responses is less than 10 during the period. % is calculated as Quantity/Base number*100

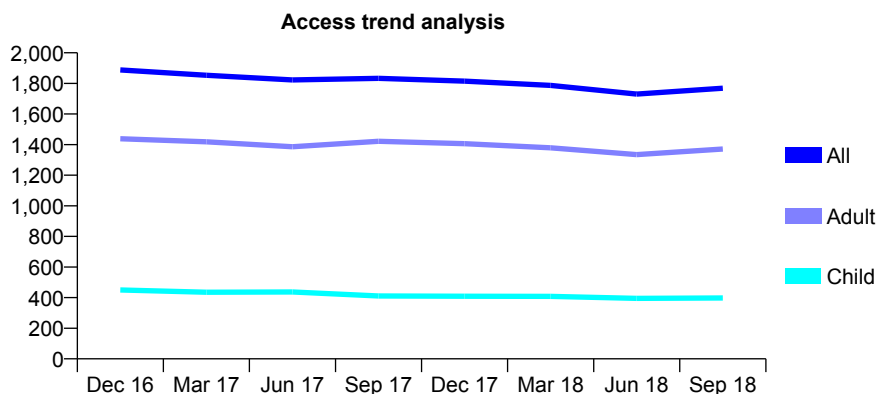
Q63 - Vital Signs At a Glance Contract Report for 110256/0001 - September 2018

Name or company name	One 4 One Dental Practice
Contract type name	GDS Contract
Purpose of contract	General
Contract start date	12/12/2014
Contract end date	

18/19 Contracted general activity (UDA)	3,994
Carry forward general activity (UDA)	-80
18/19 Contracted orthodontic activity (UOA)	0
Carry forward orthodontic activity (UOA)	0
Baseline contract value	£131,978.75

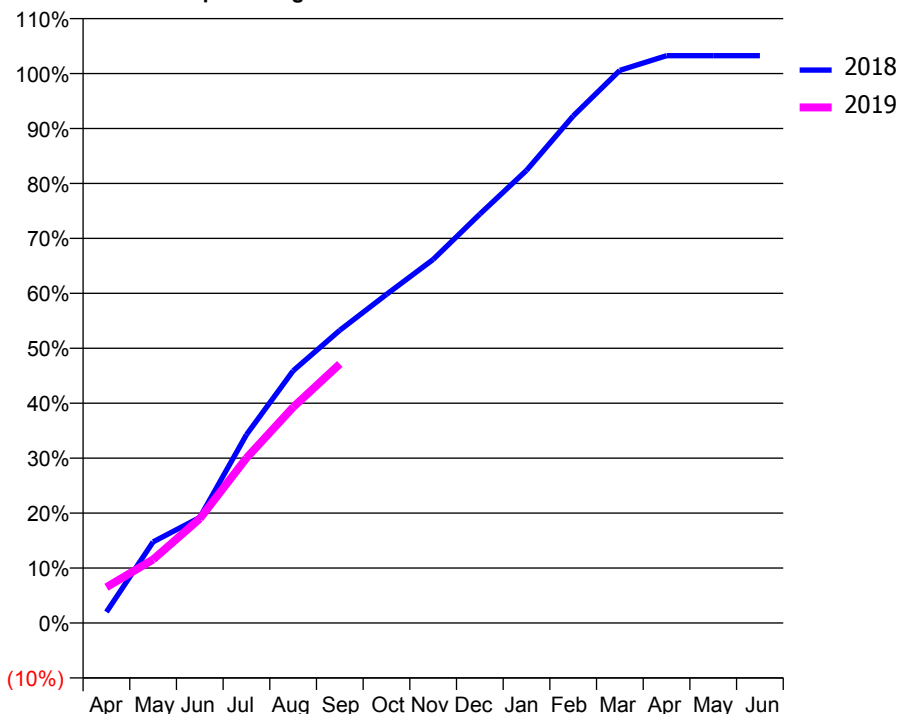
ACCESS*

Patients seen in 24 months	Total	Change since previous quarter
Quarter ending September 2017	1,833	
Quarter ending December 2017	1,815	→
Quarter ending March 2018	1,787	↓
Quarter ending June 2018	1,730	↓
Quarter ending September 2018	1,769	↑
Variance since September 2017	(3.5%)	↓



ACTIVITY

Cumulative percentage of contracted UDA delivered 2018 & 2019



Month	Adjusted Scheduled Activity (UDA)	
	2018	2019
April	80	260
May	590	462
June	767	758
July	1,369	1,199
August	1,833	1,569
September	2,128	1,883
October	2,389	
November	2,643	
December	2,972	
January	3,290	
February	3,685	
March	4,017	
April	4,123	
May	4,123	
June	4,123	

QUALITY

	Quantity	Base Number	Contract	AT	Region	England
% of FP17s for the same patient ID Re-attending within 3 months - Children	16	302	5.3%	9.9%	11.5%	11.6%
% of FP17s for the same patient ID Re-attending within 3 months - Adults	52	704	7.4%	15.2%	16.5%	15.5%
% of FP17s for the same patient ID Re-attending between 3 & 9 months - Children	168	302	55.6%	48.8%	48.5%	58.8%
% of FP17s for the same patient ID Re-attending between 3 & 9 months - Adults	323	704	45.9%	38.8%	39.1%	51.1%
% of FP17s for Band 1 Urgent Courses	45	950	4.7%	10.1%	10.6%	9.0%
% of FP17s Relating to Free Repair or Replacements	0	950	0.0%	0.6%	0.5%	0.8%
% of FP17s Relating to Continuations	6	950	0.6%	0.8%	0.7%	0.9%
% of Patients satisfied with the dentistry they have received	1	1	N/A	91.6%	90.5%	93.3%
% of Patients satisfied with the time they had to wait for an appointment	1	1	N/A	87.5%	85.1%	88.9%

* This is based on patients treated on this contract for their most recent course of treatment. Figures in italics indicate the base number of FP17s or Patient Questionnaire responses are less than 100. N/A is shown where the base number of responses is less than 10 during the period. % is calculated as Quantity/Base number*100

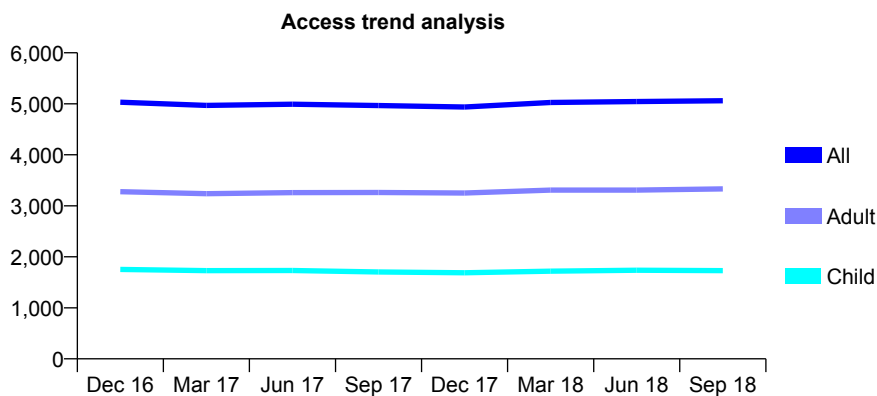
Q63 - Vital Signs At a Glance Contract Report for 110337/0002 - September 2018

Name or company name	Groves Dental Centre
Contract type name	GDS Contract
Purpose of contract	General
Contract start date	01/01/2012
Contract end date	

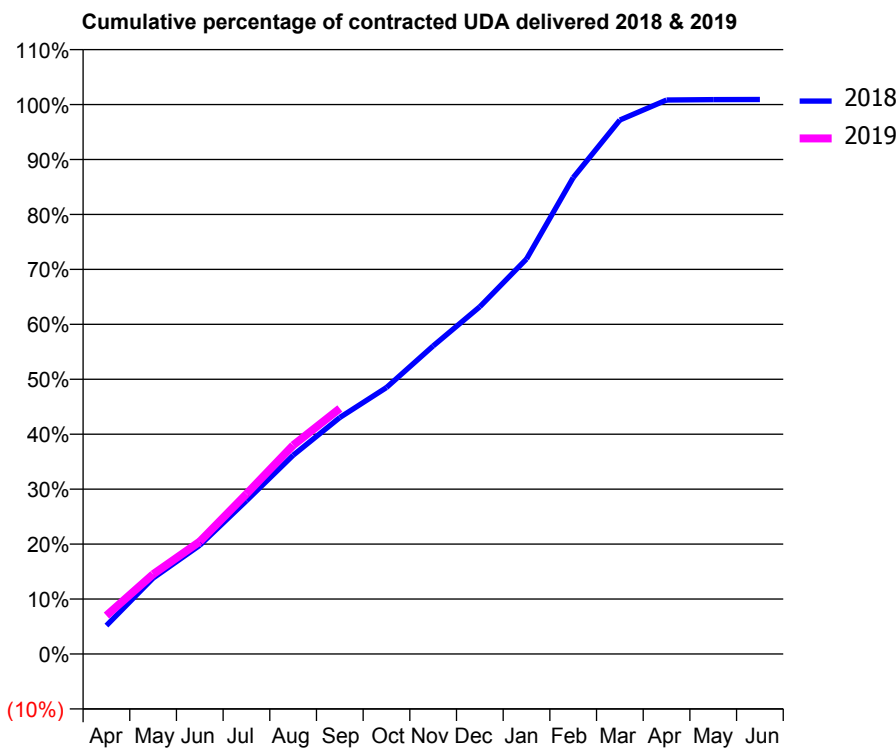
18/19 Contracted general activity (UDA)	13,000
Carry forward general activity (UDA)	-119
18/19 Contracted orthodontic activity (UOA)	0
Carry forward orthodontic activity (UOA)	0
Baseline contract value	£329,645.89

ACCESS*

Patients seen in 24 months	Total	Change since previous quarter
Quarter ending September 2017	4,965	
Quarter ending December 2017	4,937	→
Quarter ending March 2018	5,027	→
Quarter ending June 2018	5,044	→
Quarter ending September 2018	5,061	→
Variance since September 2017	1.9%	→



ACTIVITY



Month	Adjusted Scheduled Activity (UDA)	
	2018	2019
April	673	909
May	1,797	1,889
June	2,571	2,660
July	3,627	3,786
August	4,703	4,940
September	5,596	5,810
October	6,306	
November	7,288	
December	8,218	
January	9,346	
February	11,270	
March	12,632	
April	13,106	
May	13,115	
June	13,119	

QUALITY

	Quantity	Base Number	Contract	AT	Region	England
% of FP17s for the same patient ID Re-attending within 3 months - Children	139	1,487	9.3%	9.9%	11.5%	11.6%
% of FP17s for the same patient ID Re-attending within 3 months - Adults	247	2,286	10.8%	15.2%	16.5%	15.5%
% of FP17s for the same patient ID Re-attending between 3 & 9 months - Children	1,025	1,487	68.9%	48.8%	48.5%	58.8%
% of FP17s for the same patient ID Re-attending between 3 & 9 months - Adults	1,457	2,286	63.7%	38.8%	39.1%	51.1%
% of FP17s for Band 1 Urgent Courses	199	3,508	5.7%	10.1%	10.6%	9.0%
% of FP17s Relating to Free Repair or Replacements	12	3,508	0.3%	0.6%	0.5%	0.8%
% of FP17s Relating to Continuations	2	3,508	0.1%	0.8%	0.7%	0.9%
% of Patients satisfied with the dentistry they have received	0	0	N/A	91.6%	90.5%	93.3%
% of Patients satisfied with the time they had to wait for an appointment	0	0	N/A	87.5%	85.1%	88.9%

* This is based on patients treated on this contract for their most recent course of treatment. Figures in italics indicate the base number of FP17s or Patient Questionnaire responses are less than 100. N/A is shown where the base number of responses is less than 10 during the period. % is calculated as Quantity/Base number*100

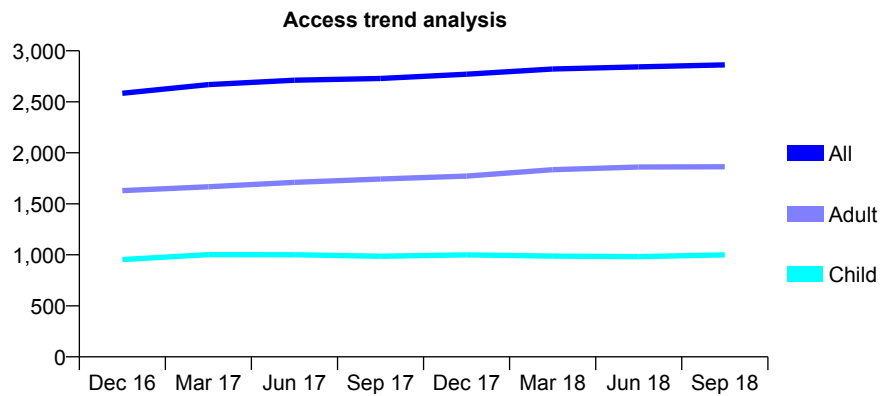
Q63 - Vital Signs At a Glance Contract Report for 111996/0001 - September 2018

Name or company name	Lillywhite Dental Practice
Contract type name	GDS Contract
Purpose of contract	General
Contract start date	16/03/2010
Contract end date	

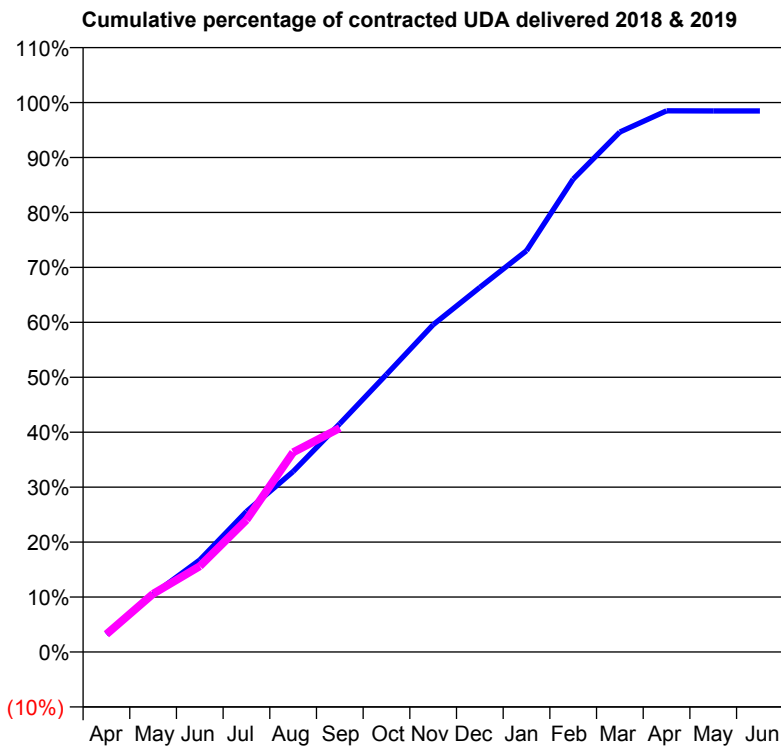
18/19 Contracted general activity (UDA)	8,548
Carry forward general activity (UDA)	132
18/19 Contracted orthodontic activity (UOA)	0
Carry forward orthodontic activity (UOA)	0
Baseline contract value	£229,685.89

ACCESS*

Patients seen in 24 months	Total	Change since previous quarter
Quarter ending September 2017	2,729	
Quarter ending December 2017	2,771	→
Quarter ending March 2018	2,822	→
Quarter ending June 2018	2,843	→
Quarter ending September 2018	2,862	→
Variance since September 2017	4.9%	↑



ACTIVITY



Adjusted Scheduled Activity (UDA)		
Month	2018	2019
April	274	277
May	898	906
June	1,433	1,335
July	2,186	2,055
August	2,807	3,107
September	3,552	3,484
October	4,317	
November	5,091	
December	5,673	
January	6,243	
February	7,357	
March	8,090	
April	8,418	
May	8,416	
June	8,416	

QUALITY

	Quantity	Base Number	Contract	AT	Region	England
% of FP17s for the same patient ID Re-attending within 3 months - Children	76	828	9.2%	9.9%	11.5%	11.6%
% of FP17s for the same patient ID Re-attending within 3 months - Adults	172	1,245	13.8%	15.2%	16.5%	15.5%
% of FP17s for the same patient ID Re-attending between 3 & 9 months - Children	576	828	69.6%	48.8%	48.5%	58.8%
% of FP17s for the same patient ID Re-attending between 3 & 9 months - Adults	747	1,245	60.0%	38.8%	39.1%	51.1%
% of FP17s for Band 1 Urgent Courses	115	1,930	6.0%	10.1%	10.6%	9.0%
% of FP17s Relating to Free Repair or Replacements	6	1,930	0.3%	0.6%	0.5%	0.8%
% of FP17s Relating to Continuations	6	1,930	0.3%	0.8%	0.7%	0.9%
% of Patients satisfied with the dentistry they have received	0	0	N/A	91.6%	90.5%	93.3%
% of Patients satisfied with the time they had to wait for an appointment	0	0	N/A	87.5%	85.1%	88.9%

* This is based on patients treated on this contract for their most recent course of treatment. Figures in italics indicate the base number of FP17s or Patient Questionnaire responses are less than 100. N/A is shown where the base number of responses is less than 10 during the period. % is calculated as Quantity/Base number*100

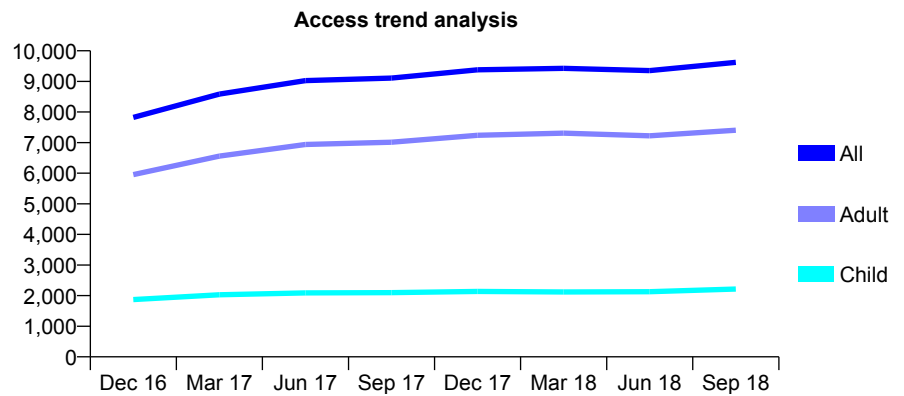
Q63 - Vital Signs At a Glance Contract Report for 112054/0001 - September 2018

Name or company name	Mr J Ginty and Mr Rumit Desai
Contract type name	GDS Contract
Purpose of contract	General
Contract start date	01/05/2015
Contract end date	

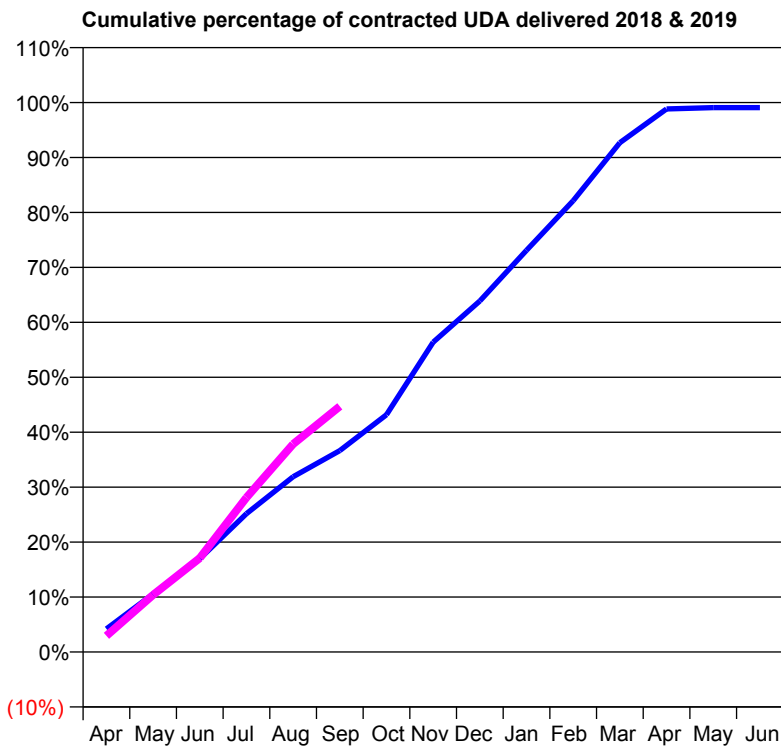
18/19 Contracted general activity (UDA)	19,545
Carry forward general activity (UDA)	182
18/19 Contracted orthodontic activity (UOA)	0
Carry forward orthodontic activity (UOA)	0
Baseline contract value	£613,073.08

ACCESS*

Patients seen in 24 months	Total	Change since previous quarter
Quarter ending September 2017	9,110	
Quarter ending December 2017	9,377	↑
Quarter ending March 2018	9,426	→
Quarter ending June 2018	9,353	→
Quarter ending September 2018	9,623	↑
Variance since September 2017	5.6%	↑



ACTIVITY



Month	Adjusted Scheduled Activity (UDA)	
	2018	2019
April	821	575
May	2,066	2,032
June	3,317	3,343
July	4,921	5,495
August	6,232	7,396
September	7,164	8,737
October	8,439	
November	11,019	
December	12,486	
January	14,290	
February	16,054	
March	18,115	
April	19,315	
May	19,361	
June	19,363	

QUALITY

	Quantity	Base Number	Contract	AT	Region	England
% of FP17s for the same patient ID Re-attending within 3 months - Children	113	1,335	8.5%	9.9%	11.5%	11.6%
% of FP17s for the same patient ID Re-attending within 3 months - Adults	436	3,634	12.0%	15.2%	16.5%	15.5%
% of FP17s for the same patient ID Re-attending between 3 & 9 months - Children	451	1,335	33.8%	48.8%	48.5%	58.8%
% of FP17s for the same patient ID Re-attending between 3 & 9 months - Adults	1,120	3,634	30.8%	38.8%	39.1%	51.1%
% of FP17s for Band 1 Urgent Courses	354	4,275	8.3%	10.1%	10.6%	9.0%
% of FP17s Relating to Free Repair or Replacements	11	4,275	0.3%	0.6%	0.5%	0.8%
% of FP17s Relating to Continuations	67	4,275	1.6%	0.8%	0.7%	0.9%
% of Patients satisfied with the dentistry they have received	2	2	N/A	91.6%	90.5%	93.3%
% of Patients satisfied with the time they had to wait for an appointment	2	2	N/A	87.5%	85.1%	88.9%

* This is based on patients treated on this contract for their most recent course of treatment. Figures in italics indicate the base number of FP17s or Patient Questionnaire responses are less than 100. N/A is shown where the base number of responses is less than 10 during the period. % is calculated as Quantity/Base number*100

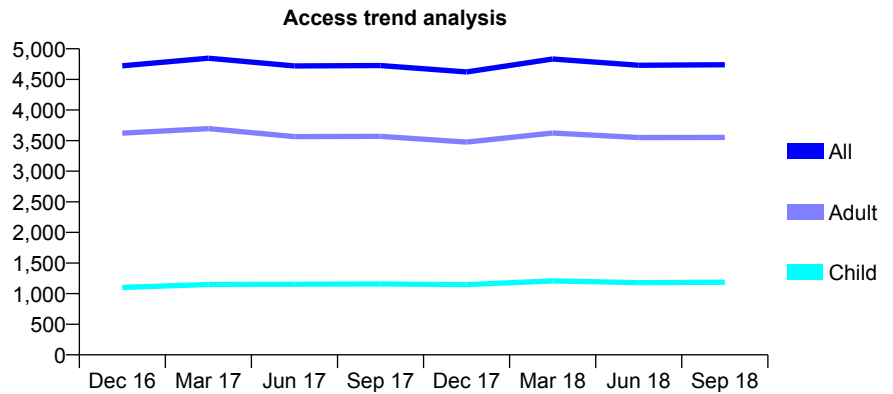
Q63 - Vital Signs At a Glance Contract Report for 112712/0001 - September 2018

Name or company name	Ebrahim Zadeh Saadat and Tabrizi Hosseir
Contract type name	GDS Contract
Purpose of contract	General
Contract start date	01/03/2009
Contract end date	

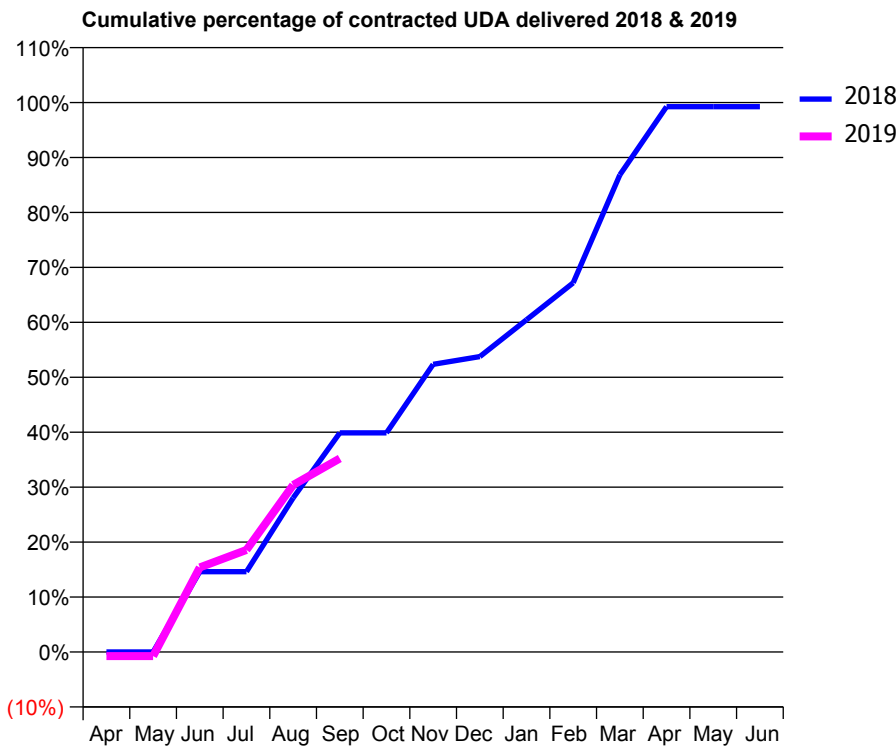
18/19 Contracted general activity (UDA)	16,200
Carry forward general activity (UDA)	123
18/19 Contracted orthodontic activity (UOA)	0
Carry forward orthodontic activity (UOA)	0
Baseline contract value	£389,826.05

ACCESS*

Patients seen in 24 months	Total	Change since previous quarter
Quarter ending September 2017	4,727	
Quarter ending December 2017	4,623	↓
Quarter ending March 2018	4,833	↑
Quarter ending June 2018	4,730	↓
Quarter ending September 2018	4,740	→
Variance since September 2017	0.3%	→



ACTIVITY



Month	Adjusted Scheduled Activity (UDA)	
	2018	2019
April	0	-123
May	0	-123
June	2,367	2,494
July	2,367	3,010
August	4,543	4,923
September	6,462	5,705
October	6,462	
November	8,480	
December	8,711	
January	9,793	
February	10,885	
March	14,069	
April	16,077	
May	16,077	
June	16,077	

QUALITY

	Quantity	Base Number	Contract	AT	Region	England
% of FP17s for the same patient ID Re-attending within 3 months - Children	44	671	6.6%	9.9%	11.5%	11.6%
% of FP17s for the same patient ID Re-attending within 3 months - Adults	293	1,944	15.1%	15.2%	16.5%	15.5%
% of FP17s for the same patient ID Re-attending between 3 & 9 months - Children	229	671	34.1%	48.8%	48.5%	58.8%
% of FP17s for the same patient ID Re-attending between 3 & 9 months - Adults	664	1,944	34.2%	38.8%	39.1%	51.1%
% of FP17s for Band 1 Urgent Courses	245	2,142	11.4%	10.1%	10.6%	9.0%
% of FP17s Relating to Free Repair or Replacements	0	2,142	0.0%	0.6%	0.5%	0.8%
% of FP17s Relating to Continuations	18	2,142	0.8%	0.8%	0.7%	0.9%
% of Patients satisfied with the dentistry they have received	1	2	N/A	91.6%	90.5%	93.3%
% of Patients satisfied with the time they had to wait for an appointment	1	2	N/A	87.5%	85.1%	88.9%

* This is based on patients treated on this contract for their most recent course of treatment. Figures in italics indicate the base number of FP17s or Patient Questionnaire responses are less than 100. N/A is shown where the base number of responses is less than 10 during the period. % is calculated as Quantity/Base number*100

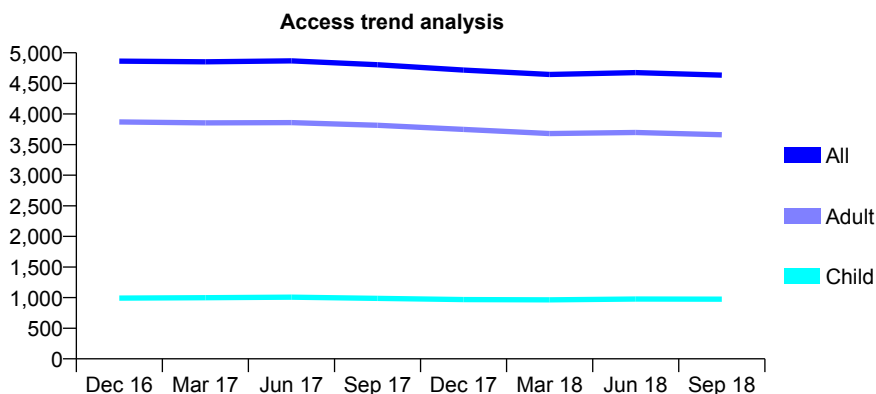
Q63 - Vital Signs At a Glance Contract Report for 113271/0001 - September 2018

Name or company name	Amritpal Marway & Divyash Patel
Contract type name	GDS Contract
Purpose of contract	General
Contract start date	01/09/2013
Contract end date	

18/19 Contracted general activity (UDA)	11,125
Carry forward general activity (UDA)	-185
18/19 Contracted orthodontic activity (UOA)	0
Carry forward orthodontic activity (UOA)	0
Baseline contract value	£670,558.48

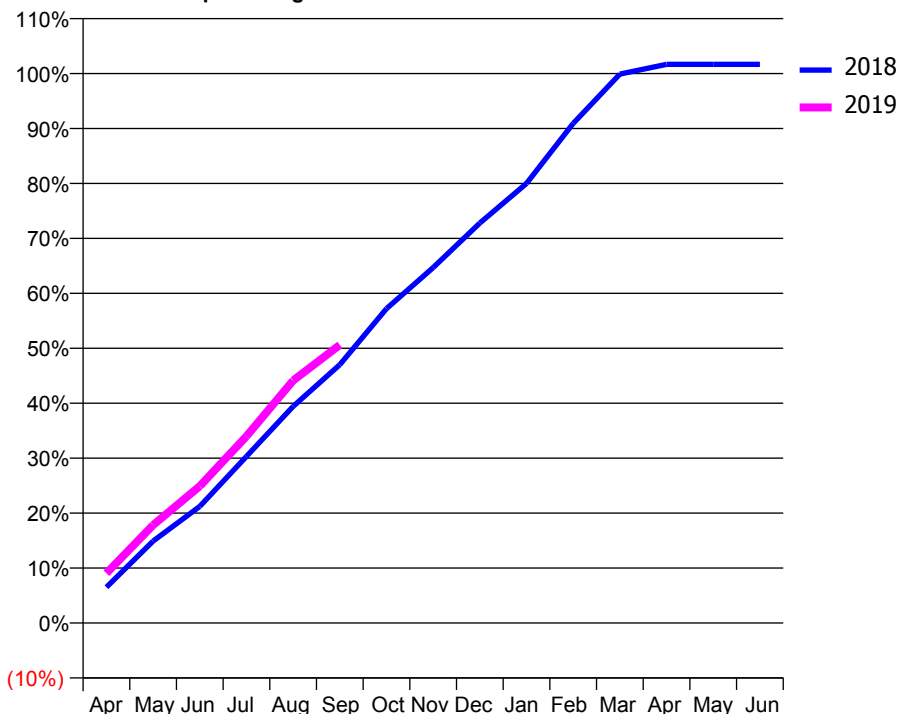
ACCESS*

Patients seen in 24 months	Total	Change since previous quarter
Quarter ending September 2017	4,804	
Quarter ending December 2017	4,717	↓
Quarter ending March 2018	4,645	↓
Quarter ending June 2018	4,676	→
Quarter ending September 2018	4,636	→
Variance since September 2017	(3.5%)	↓



ACTIVITY

Cumulative percentage of contracted UDA delivered 2018 & 2019



Adjusted Scheduled Activity (UDA)

Month	2018	2019
April	724	1,007
May	1,660	1,982
June	2,361	2,771
July	3,374	3,780
August	4,386	4,909
September	5,230	5,631
October	6,364	
November	7,197	
December	8,099	
January	8,899	
February	10,115	
March	11,114	
April	11,310	
May	11,310	
June	11,310	

QUALITY

	Quantity	Base Number	Contract	AT	Region	England
% of FP17s for the same patient ID Re-attending within 3 months - Children	34	537	6.3%	9.9%	11.5%	11.6%
% of FP17s for the same patient ID Re-attending within 3 months - Adults	121	1,478	8.2%	15.2%	16.5%	15.5%
% of FP17s for the same patient ID Re-attending between 3 & 9 months - Children	181	537	33.7%	48.8%	48.5%	58.8%
% of FP17s for the same patient ID Re-attending between 3 & 9 months - Adults	285	1,478	19.3%	38.8%	39.1%	51.1%
% of FP17s for Band 1 Urgent Courses	27	1,729	1.6%	10.1%	10.6%	9.0%
% of FP17s Relating to Free Repair or Replacements	37	1,729	2.1%	0.6%	0.5%	0.8%
% of FP17s Relating to Continuations	31	1,729	1.8%	0.8%	0.7%	0.9%
% of Patients satisfied with the dentistry they have received	2	2	N/A	91.6%	90.5%	93.3%
% of Patients satisfied with the time they had to wait for an appointment	2	2	N/A	87.5%	85.1%	88.9%

* This is based on patients treated on this contract for their most recent course of treatment. Figures in italics indicate the base number of FP17s or Patient Questionnaire responses are less than 100. N/A is shown where the base number of responses is less than 10 during the period. % is calculated as Quantity/Base number*100

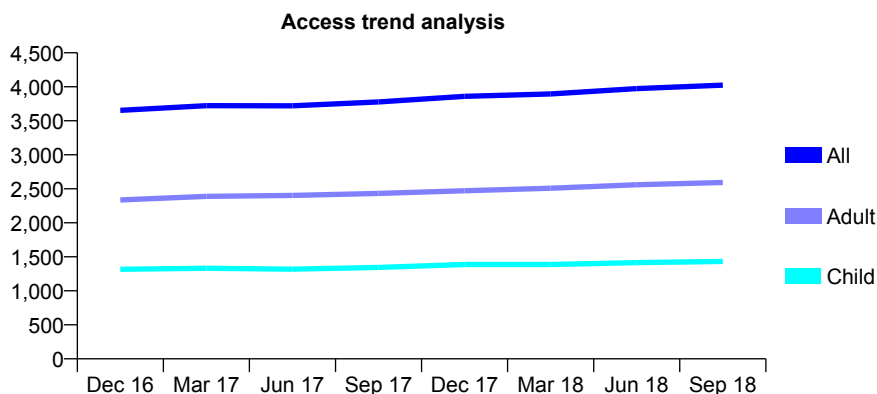
Q63 - Vital Signs At a Glance Contract Report for 113751/0001 - September 2018

Name or company name	JH Patel & Partners
Contract type name	GDS Contract
Purpose of contract	General
Contract start date	01/05/2006
Contract end date	

18/19 Contracted general activity (UDA)	10,421
Carry forward general activity (UDA)	-208
18/19 Contracted orthodontic activity (UOA)	0
Carry forward orthodontic activity (UOA)	0
Baseline contract value	£261,703.10

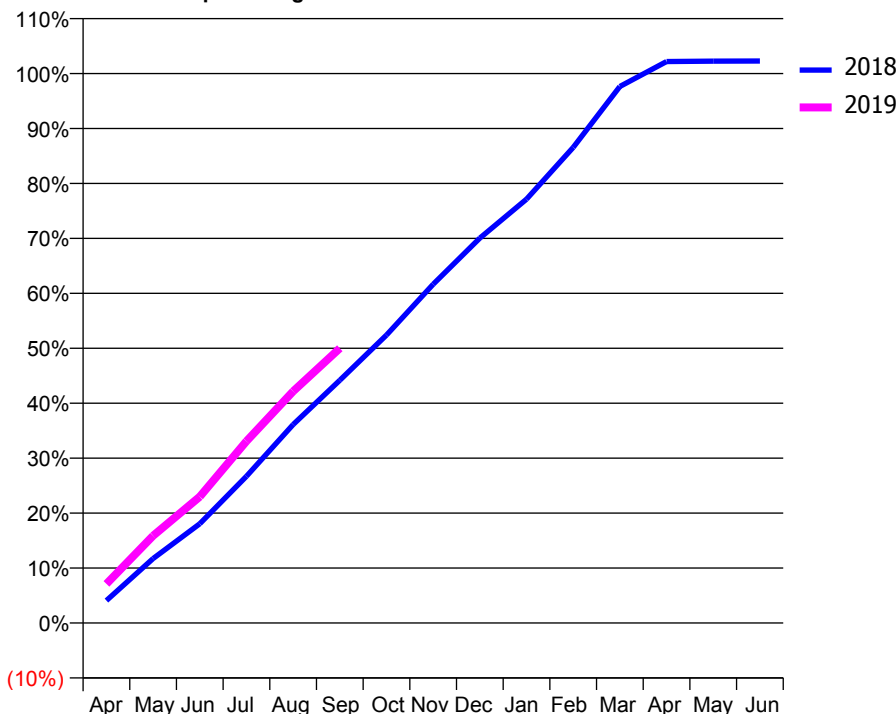
ACCESS*

Patients seen in 24 months	Total	Change since previous quarter
Quarter ending September 2017	3,777	
Quarter ending December 2017	3,859	↑
Quarter ending March 2018	3,895	→
Quarter ending June 2018	3,973	↑
Quarter ending September 2018	4,025	→
Variance since September 2017	6.6%	↑



ACTIVITY

Cumulative percentage of contracted UDA delivered 2018 & 2019



Month	Adjusted Scheduled Activity (UDA)	
	2018	2019
April	425	743
May	1,222	1,656
June	1,883	2,395
July	2,784	3,448
August	3,764	4,393
September	4,605	5,210
October	5,462	
November	6,424	
December	7,300	
January	8,037	
February	9,020	
March	10,175	
April	10,648	
May	10,655	
June	10,659	

QUALITY

	Quantity	Base Number	Contract	AT	Region	England
% of FP17s for the same patient ID Re-attending within 3 months - Children	89	1,019	8.7%	9.9%	11.5%	11.6%
% of FP17s for the same patient ID Re-attending within 3 months - Adults	326	1,745	18.7%	15.2%	16.5%	15.5%
% of FP17s for the same patient ID Re-attending between 3 & 9 months - Children	516	1,019	50.6%	48.8%	48.5%	58.8%
% of FP17s for the same patient ID Re-attending between 3 & 9 months - Adults	736	1,745	42.2%	38.8%	39.1%	51.1%
% of FP17s for Band 1 Urgent Courses	193	2,193	8.8%	10.1%	10.6%	9.0%
% of FP17s Relating to Free Repair or Replacements	6	2,193	0.3%	0.6%	0.5%	0.8%
% of FP17s Relating to Continuations	28	2,193	1.3%	0.8%	0.7%	0.9%
% of Patients satisfied with the dentistry they have received	1	1	N/A	91.6%	90.5%	93.3%
% of Patients satisfied with the time they had to wait for an appointment	1	1	N/A	87.5%	85.1%	88.9%

* This is based on patients treated on this contract for their most recent course of treatment. Figures in italics indicate the base number of FP17s or Patient Questionnaire responses are less than 100. N/A is shown where the base number of responses is less than 10 during the period. % is calculated as Quantity/Base number*100

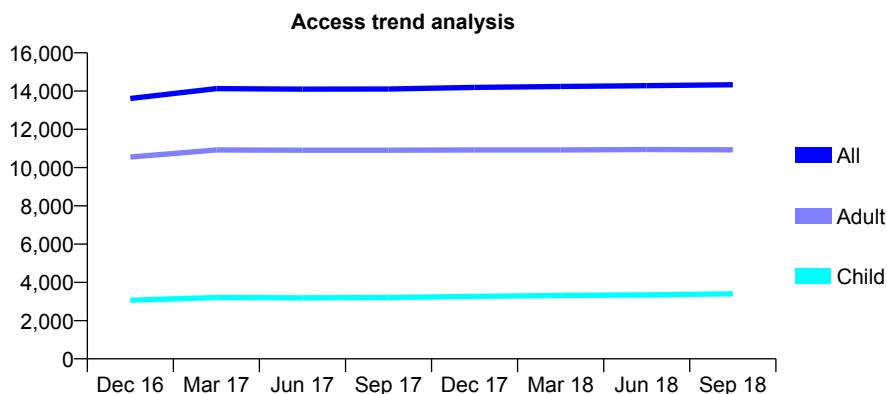
Q63 - Vital Signs At a Glance Contract Report for 114340/0001 - September 2018

Name or company name	Maxident Clinic Ltd.
Contract type name	GDS Contract
Purpose of contract	General
Contract start date	01/06/2012
Contract end date	

18/19 Contracted general activity (UDA)	41,609
Carry forward general activity (UDA)	127
18/19 Contracted orthodontic activity (UOA)	0
Carry forward orthodontic activity (UOA)	0
Baseline contract value	£1,062,910.65

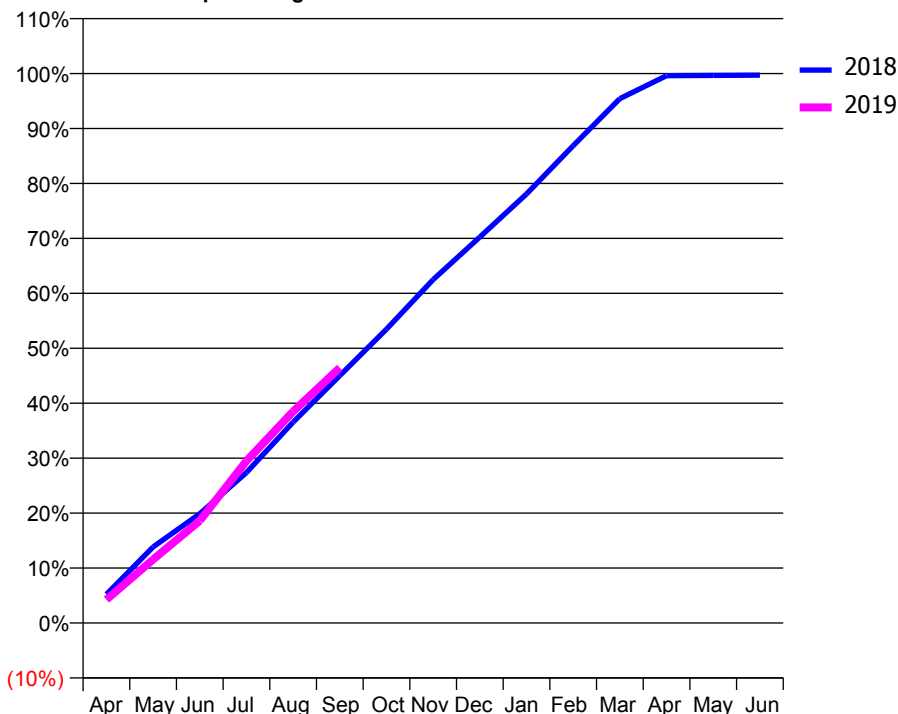
ACCESS*

Patients seen in 24 months	Total	Change since previous quarter
Quarter ending September 2017	14,109	
Quarter ending December 2017	14,188	→
Quarter ending March 2018	14,238	→
Quarter ending June 2018	14,283	→
Quarter ending September 2018	14,330	→
Variance since September 2017	1.6%	→



ACTIVITY

Cumulative percentage of contracted UDA delivered 2018 & 2019



Month	Adjusted Scheduled Activity (UDA)	
	2018	2019
April	2,173	1,771
May	5,763	4,808
June	8,273	7,747
July	11,394	12,269
August	15,211	16,017
September	18,730	19,335
October	22,251	
November	26,001	
December	29,231	
January	32,483	
February	36,147	
March	39,704	
April	41,446	
May	41,462	
June	41,482	

QUALITY

	Quantity	Base Number	Contract	AT	Region	England
% of FP17s for the same patient ID Re-attending within 3 months - Children	98	2,163	4.5%	9.9%	11.5%	11.6%
% of FP17s for the same patient ID Re-attending within 3 months - Adults	552	5,856	9.4%	15.2%	16.5%	15.5%
% of FP17s for the same patient ID Re-attending between 3 & 9 months - Children	1,124	2,163	52.0%	48.8%	48.5%	58.8%
% of FP17s for the same patient ID Re-attending between 3 & 9 months - Adults	2,482	5,856	42.4%	38.8%	39.1%	51.1%
% of FP17s for Band 1 Urgent Courses	470	7,350	6.4%	10.1%	10.6%	9.0%
% of FP17s Relating to Free Repair or Replacements	33	7,350	0.4%	0.6%	0.5%	0.8%
% of FP17s Relating to Continuations	56	7,350	0.8%	0.8%	0.7%	0.9%
% of Patients satisfied with the dentistry they have received	3	3	N/A	91.6%	90.5%	93.3%
% of Patients satisfied with the time they had to wait for an appointment	2	3	N/A	87.5%	85.1%	88.9%

* This is based on patients treated on this contract for their most recent course of treatment. Figures in italics indicate the base number of FP17s or Patient Questionnaire responses are less than 100. N/A is shown where the base number of responses is less than 10 during the period. % is calculated as Quantity/Base number*100

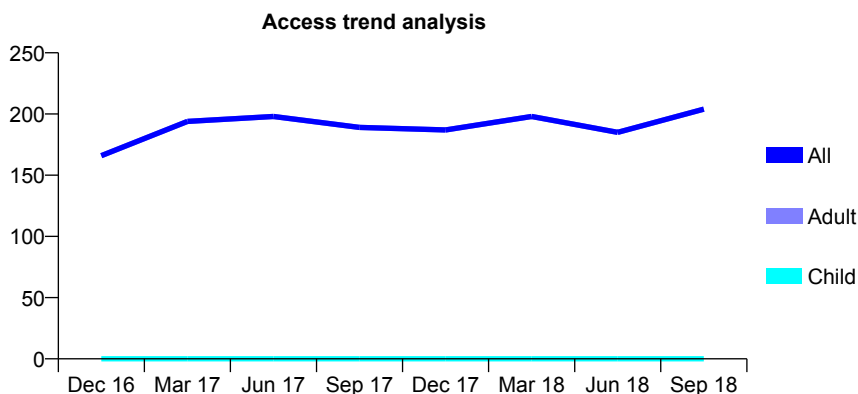
Q63 - Vital Signs At a Glance Contract Report for 114340/0002 - September 2018

Name or company name	Maxident Clinic Ltd.
Contract type name	PDS Contract
Purpose of contract	General
Contract start date	01/09/2012
Contract end date	31/03/2019

18/19 Contracted general activity (UDA)	750
Carry forward general activity (UDA)	0
18/19 Contracted orthodontic activity (UOA)	0
Carry forward orthodontic activity (UOA)	0
Baseline contract value	£39,322.00

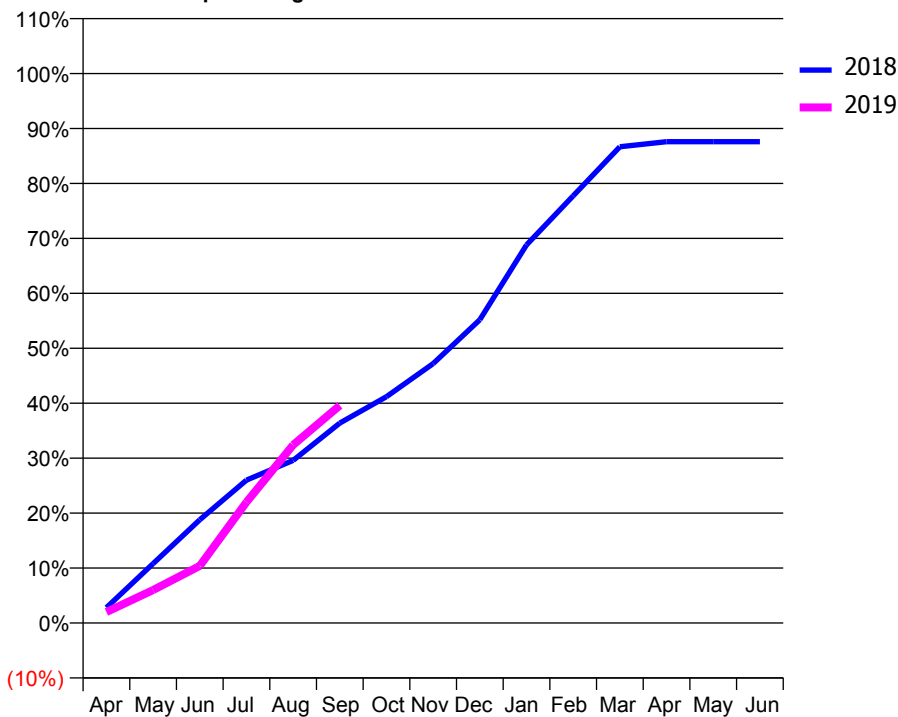
ACCESS*

Patients seen in 24 months	Total	Change since previous quarter
Quarter ending September 2017	189	
Quarter ending December 2017	187	↓
Quarter ending March 2018	198	↑
Quarter ending June 2018	185	↓
Quarter ending September 2018	204	↑
Variance since September 2017	7.9%	↑



ACTIVITY

Cumulative percentage of contracted UDA delivered 2018 & 2019



Month	Adjusted Scheduled Activity (UDA)	
	2018	2019
April	21	15
May	81	45
June	141	78
July	195	165
August	222	243
September	273	297
October	309	
November	354	
December	414	
January	516	
February	583	
March	650	
April	657	
May	657	
June	657	

QUALITY

	Quantity	Base Number	Contract	AT	Region	England
% of FP17s for the same patient ID Re-attending within 3 months - Children	0	0	N/A	9.9%	11.5%	11.6%
% of FP17s for the same patient ID Re-attending within 3 months - Adults	2	84	2.4%	15.2%	16.5%	15.5%
% of FP17s for the same patient ID Re-attending between 3 & 9 months - Children	0	0	N/A	48.8%	48.5%	58.8%
% of FP17s for the same patient ID Re-attending between 3 & 9 months - Adults	2	84	2.4%	38.8%	39.1%	51.1%
% of FP17s for Band 1 Urgent Courses	0	72	0.0%	10.1%	10.6%	9.0%
% of FP17s Relating to Free Repair or Replacements	0	72	0.0%	0.6%	0.5%	0.8%
% of FP17s Relating to Continuations	1	72	1.4%	0.8%	0.7%	0.9%
% of Patients satisfied with the dentistry they have received	0	0	N/A	91.6%	90.5%	93.3%
% of Patients satisfied with the time they had to wait for an appointment	0	0	N/A	87.5%	85.1%	88.9%

* This is based on patients treated on this contract for their most recent course of treatment. Figures in italics indicate the base number of FP17s or Patient Questionnaire responses are less than 100. N/A is shown where the base number of responses is less than 10 during the period. % is calculated as Quantity/Base number*100

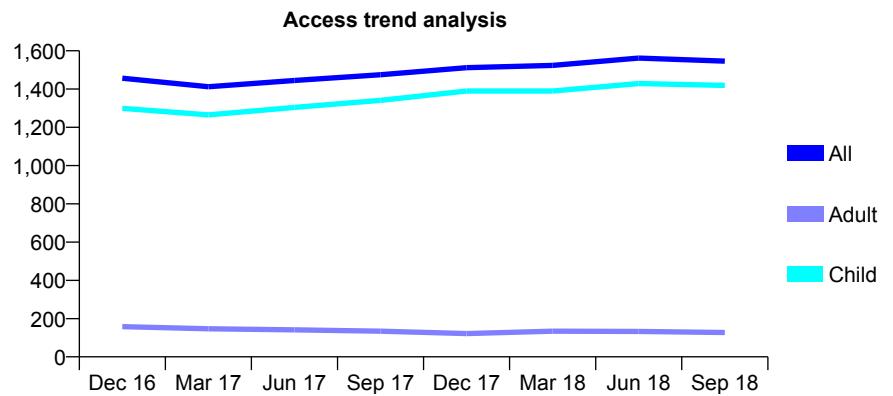
Q63 - Vital Signs At a Glance Contract Report for 114359/0001 - September 2018

Name or company name	Tradex Services Limited
Contract type name	GDS Contract
Purpose of contract	General
Contract start date	01/04/2009
Contract end date	

18/19 Contracted general activity (UDA)	2,400
Carry forward general activity (UDA)	-48
18/19 Contracted orthodontic activity (UOA)	0
Carry forward orthodontic activity (UOA)	0
Baseline contract value	£51,401.80

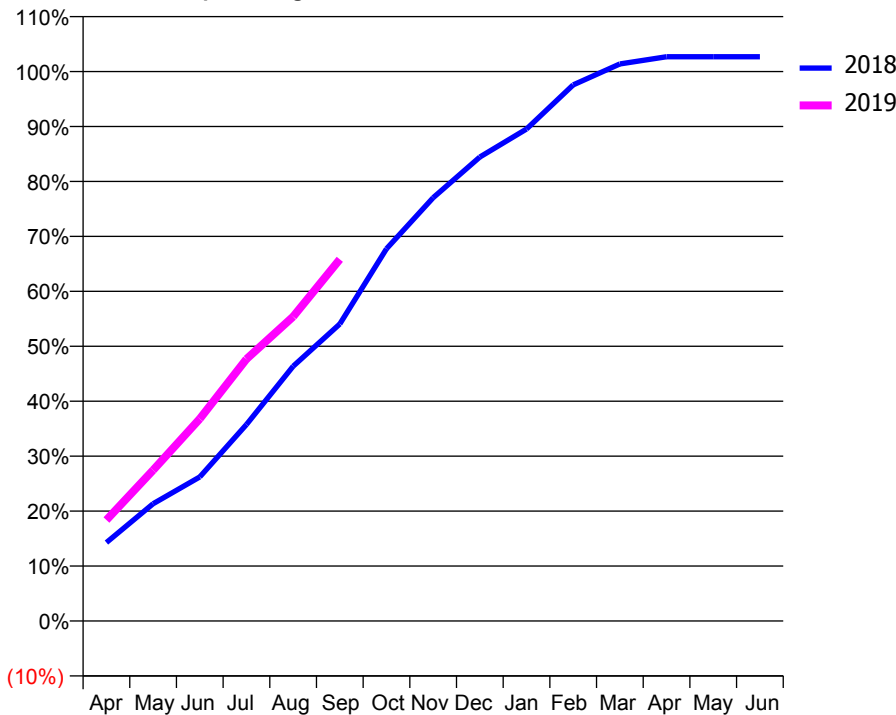
ACCESS*

Patients seen in 24 months	Total	Change since previous quarter
Quarter ending September 2017	1,475	
Quarter ending December 2017	1,512	↑
Quarter ending March 2018	1,524	→
Quarter ending June 2018	1,562	↑
Quarter ending September 2018	1,546	↓
Variance since September 2017	4.8%	↑



ACTIVITY

Cumulative percentage of contracted UDA delivered 2018 & 2019



Month	Adjusted Scheduled Activity (UDA)	
	2018	2019
April	343	441
May	512	659
June	629	883
July	858	1,144
August	1,112	1,329
September	1,298	1,580
October	1,626	
November	1,849	
December	2,026	
January	2,149	
February	2,342	
March	2,433	
April	2,464	
May	2,464	
June	2,464	

QUALITY

	Quantity	Base Number	Contract	AT	Region	England
% of FP17s for the same patient ID Re-attending within 3 months - Children	77	1,055	7.3%	9.9%	11.5%	11.6%
% of FP17s for the same patient ID Re-attending within 3 months - Adults	1	34	2.9%	15.2%	16.5%	15.5%
% of FP17s for the same patient ID Re-attending between 3 & 9 months - Children	484	1,055	45.9%	48.8%	48.5%	58.8%
% of FP17s for the same patient ID Re-attending between 3 & 9 months - Adults	14	34	41.2%	38.8%	39.1%	51.1%
% of FP17s for Band 1 Urgent Courses	4	1,075	0.4%	10.1%	10.6%	9.0%
% of FP17s Relating to Free Repair or Replacements	0	1,075	0.0%	0.6%	0.5%	0.8%
% of FP17s Relating to Continuations	0	1,075	0.0%	0.8%	0.7%	0.9%
% of Patients satisfied with the dentistry they have received	0	0	N/A	91.6%	90.5%	93.3%
% of Patients satisfied with the time they had to wait for an appointment	0	0	N/A	87.5%	85.1%	88.9%

* This is based on patients treated on this contract for their most recent course of treatment. Figures in italics indicate the base number of FP17s or Patient Questionnaire responses are less than 100. N/A is shown where the base number of responses is less than 10 during the period. % is calculated as Quantity/Base number*100

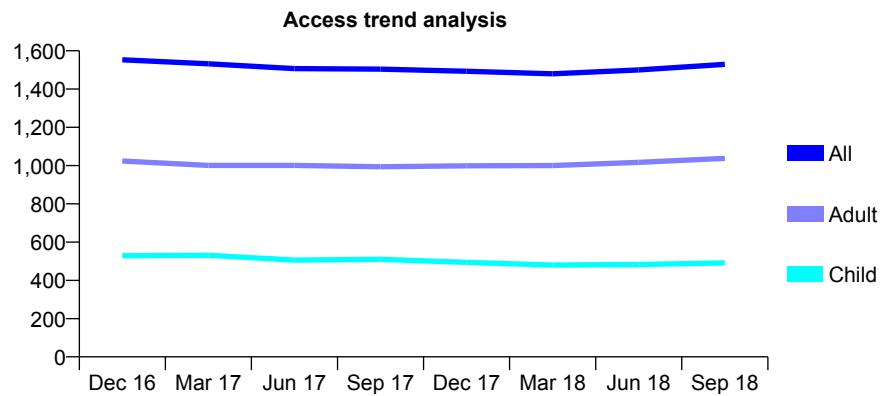
Q63 - Vital Signs At a Glance Contract Report for 114499/0001 - September 2018

Name or company name	Brakashini Thurai Sundaram
Contract type name	GDS Contract
Purpose of contract	General
Contract start date	03/08/2009
Contract end date	

18/19 Contracted general activity (UDA)	5,716
Carry forward general activity (UDA)	0
18/19 Contracted orthodontic activity (UOA)	0
Carry forward orthodontic activity (UOA)	0
Baseline contract value	£162,784.94

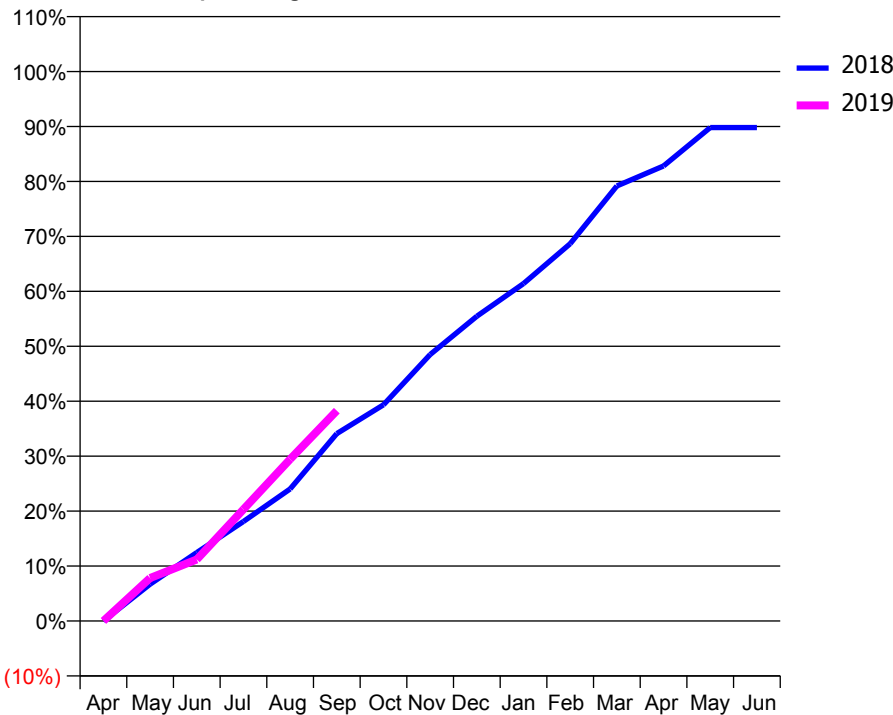
ACCESS*

Patients seen in 24 months	Total	Change since previous quarter
Quarter ending September 2017	1,504	
Quarter ending December 2017	1,493	→
Quarter ending March 2018	1,480	→
Quarter ending June 2018	1,500	→
Quarter ending September 2018	1,529	→
Variance since September 2017	1.7%	→



ACTIVITY

Cumulative percentage of contracted UDA delivered 2018 & 2019



Adjusted Scheduled Activity (UDA)		
Month	2018	2019
April	0	0
May	384	447
June	712	640
July	1,035	1,161
August	1,374	1,683
September	1,950	2,188
October	2,250	
November	2,772	
December	3,170	
January	3,510	
February	3,925	
March	4,526	
April	4,733	
May	5,133	
June	5,133	

QUALITY

	Quantity	Base Number	Contract	AT	Region	England
% of FP17s for the same patient ID Re-attending within 3 months - Children	31	388	8.0%	9.9%	11.5%	11.6%
% of FP17s for the same patient ID Re-attending within 3 months - Adults	155	758	20.4%	15.2%	16.5%	15.5%
% of FP17s for the same patient ID Re-attending between 3 & 9 months - Children	240	388	61.9%	48.8%	48.5%	58.8%
% of FP17s for the same patient ID Re-attending between 3 & 9 months - Adults	385	758	50.8%	38.8%	39.1%	51.1%
% of FP17s for Band 1 Urgent Courses	111	919	12.1%	10.1%	10.6%	9.0%
% of FP17s Relating to Free Repair or Replacements	5	919	0.5%	0.6%	0.5%	0.8%
% of FP17s Relating to Continuations	5	919	0.5%	0.8%	0.7%	0.9%
% of Patients satisfied with the dentistry they have received	0	0	N/A	91.6%	90.5%	93.3%
% of Patients satisfied with the time they had to wait for an appointment	0	0	N/A	87.5%	85.1%	88.9%

* This is based on patients treated on this contract for their most recent course of treatment. Figures in italics indicate the base number of FP17s or Patient Questionnaire responses are less than 100. N/A is shown where the base number of responses is less than 10 during the period. % is calculated as Quantity/Base number*100

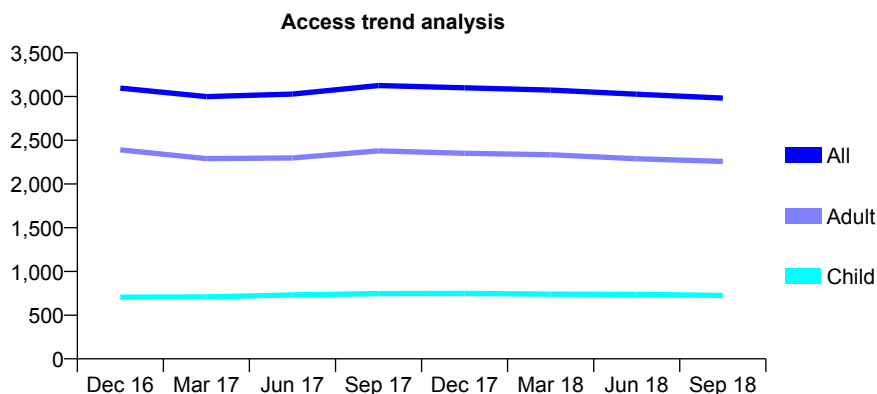
Q63 - Vital Signs At a Glance Contract Report for 115428/0001 - September 2018

Name or company name	S Cowley, R Ingham and J Angelo
Contract type name	GDS Contract
Purpose of contract	General
Contract start date	01/11/2013
Contract end date	

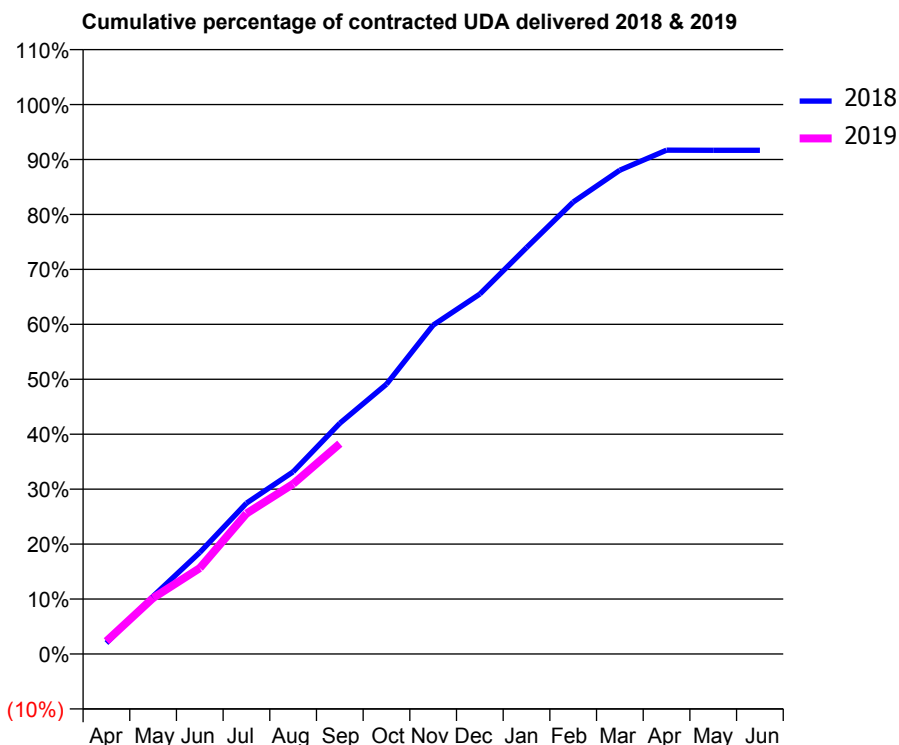
18/19 Contracted general activity (UDA)	10,504
Carry forward general activity (UDA)	0
18/19 Contracted orthodontic activity (UOA)	0
Carry forward orthodontic activity (UOA)	0
Baseline contract value	£354,046.98

ACCESS*

Patients seen in 24 months	Total	Change since previous quarter
Quarter ending September 2017	3,126	
Quarter ending December 2017	3,099	→
Quarter ending March 2018	3,074	→
Quarter ending June 2018	3,026	↓
Quarter ending September 2018	2,983	↓
Variance since September 2017	(4.6%)	↓



ACTIVITY



Month	Adjusted Scheduled Activity (UDA)	
	2018	2019
April	210	246
May	1,104	1,071
June	1,941	1,642
July	2,884	2,684
August	3,483	3,252
September	4,411	4,020
October	5,157	
November	6,287	
December	6,882	
January	7,769	
February	8,641	
March	9,248	
April	9,633	
May	9,630	
June	9,630	

QUALITY

	Quantity	Base Number	Contract	AT	Region	England
% of FP17s for the same patient ID Re-attending within 3 months - Children	19	404	4.7%	9.9%	11.5%	11.6%
% of FP17s for the same patient ID Re-attending within 3 months - Adults	133	1,057	12.6%	15.2%	16.5%	15.5%
% of FP17s for the same patient ID Re-attending between 3 & 9 months - Children	167	404	41.3%	48.8%	48.5%	58.8%
% of FP17s for the same patient ID Re-attending between 3 & 9 months - Adults	336	1,057	31.8%	38.8%	39.1%	51.1%
% of FP17s for Band 1 Urgent Courses	190	1,351	14.1%	10.1%	10.6%	9.0%
% of FP17s Relating to Free Repair or Replacements	0	1,351	0.0%	0.6%	0.5%	0.8%
% of FP17s Relating to Continuations	3	1,351	0.2%	0.8%	0.7%	0.9%
% of Patients satisfied with the dentistry they have received	0	0	N/A	91.6%	90.5%	93.3%
% of Patients satisfied with the time they had to wait for an appointment	0	0	N/A	87.5%	85.1%	88.9%

* This is based on patients treated on this contract for their most recent course of treatment. Figures in italics indicate the base number of FP17s or Patient Questionnaire responses are less than 100. N/A is shown where the base number of responses is less than 10 during the period. % is calculated as Quantity/Base number*100

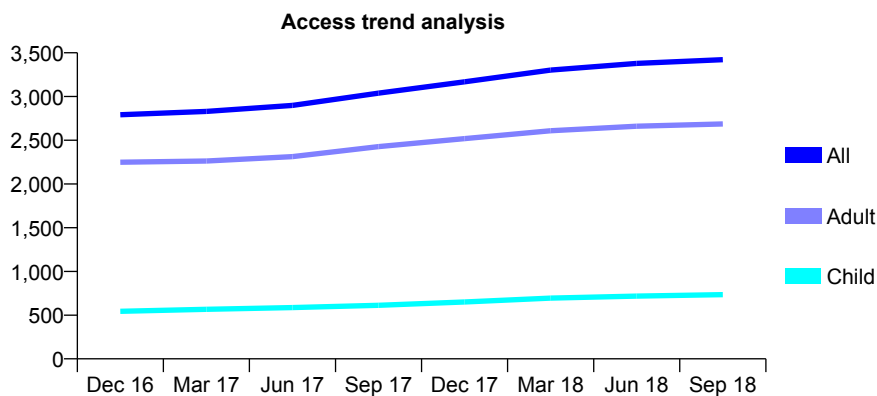
Q63 - Vital Signs At a Glance Contract Report for 115630/0001 - September 2018

Name or company name	Birwood Dental Care Ltd
Contract type name	GDS Contract
Purpose of contract	General
Contract start date	01/08/2011
Contract end date	

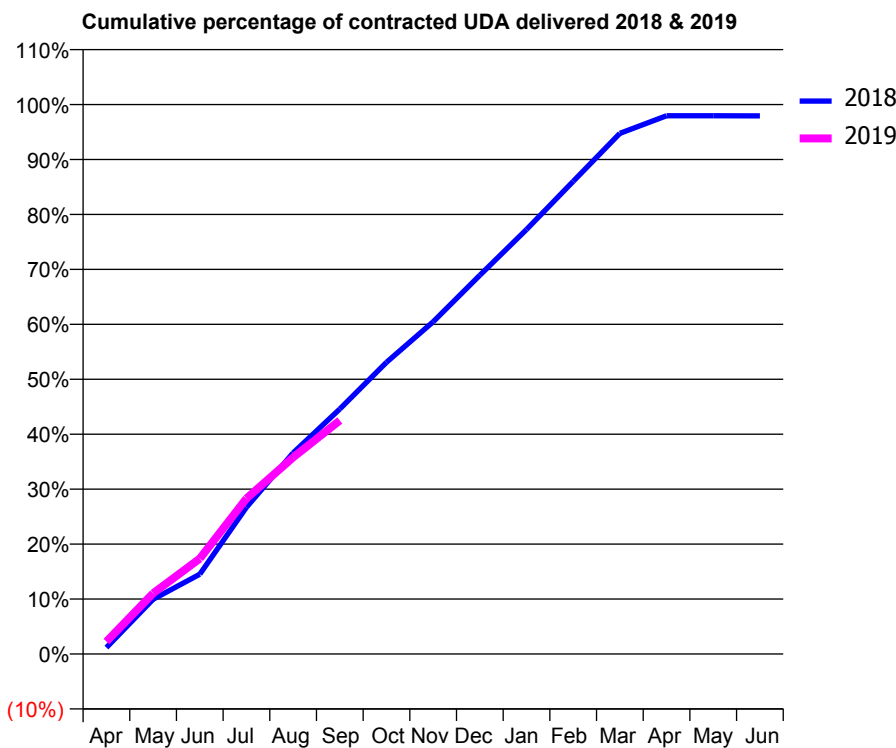
18/19 Contracted general activity (UDA)	9,347
Carry forward general activity (UDA)	193
18/19 Contracted orthodontic activity (UOA)	0
Carry forward orthodontic activity (UOA)	0
Baseline contract value	£212,253.83

ACCESS*

Patients seen in 24 months	Total	Change since previous quarter
Quarter ending September 2017	3,039	
Quarter ending December 2017	3,168	↑
Quarter ending March 2018	3,302	↑
Quarter ending June 2018	3,378	↑
Quarter ending September 2018	3,422	→
Variance since September 2017	12.6%	↑



ACTIVITY



Month	Adjusted Scheduled Activity (UDA)	
	2018	2019
April	110	212
May	932	1,034
June	1,358	1,622
July	2,495	2,646
August	3,422	3,344
September	4,168	3,973
October	4,962	
November	5,651	
December	6,442	
January	7,220	
February	8,039	
March	8,856	
April	9,155	
May	9,155	
June	9,154	

QUALITY

	Quantity	Base Number	Contract	AT	Region	England
% of FP17s for the same patient ID Re-attending within 3 months - Children	37	549	6.7%	9.9%	11.5%	11.6%
% of FP17s for the same patient ID Re-attending within 3 months - Adults	287	1,771	16.2%	15.2%	16.5%	15.5%
% of FP17s for the same patient ID Re-attending between 3 & 9 months - Children	330	549	60.1%	48.8%	48.5%	58.8%
% of FP17s for the same patient ID Re-attending between 3 & 9 months - Adults	696	1,771	39.3%	38.8%	39.1%	51.1%
% of FP17s for Band 1 Urgent Courses	156	2,152	7.2%	10.1%	10.6%	9.0%
% of FP17s Relating to Free Repair or Replacements	59	2,152	2.7%	0.6%	0.5%	0.8%
% of FP17s Relating to Continuations	81	2,152	3.8%	0.8%	0.7%	0.9%
% of Patients satisfied with the dentistry they have received	2	3	N/A	91.6%	90.5%	93.3%
% of Patients satisfied with the time they had to wait for an appointment	2	3	N/A	87.5%	85.1%	88.9%

* This is based on patients treated on this contract for their most recent course of treatment. Figures in italics indicate the base number of FP17s or Patient Questionnaire responses are less than 100. N/A is shown where the base number of responses is less than 10 during the period. % is calculated as Quantity/Base number*100

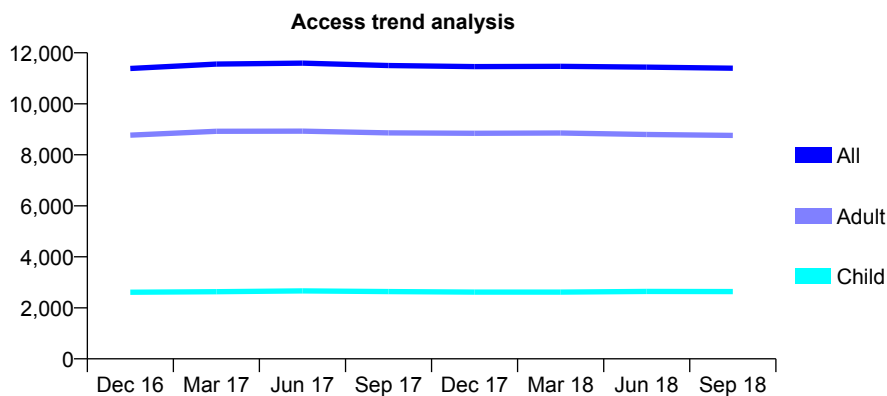
Q63 - Vital Signs At a Glance Contract Report for 115681/0001 - September 2018

Name or company name	Bateman, Knight & McConnell
Contract type name	GDS Contract
Purpose of contract	General
Contract start date	01/04/2008
Contract end date	

18/19 Contracted general activity (UDA)	34,610
Carry forward general activity (UDA)	1,571
18/19 Contracted orthodontic activity (UOA)	0
Carry forward orthodontic activity (UOA)	0
Baseline contract value	£897,848.76

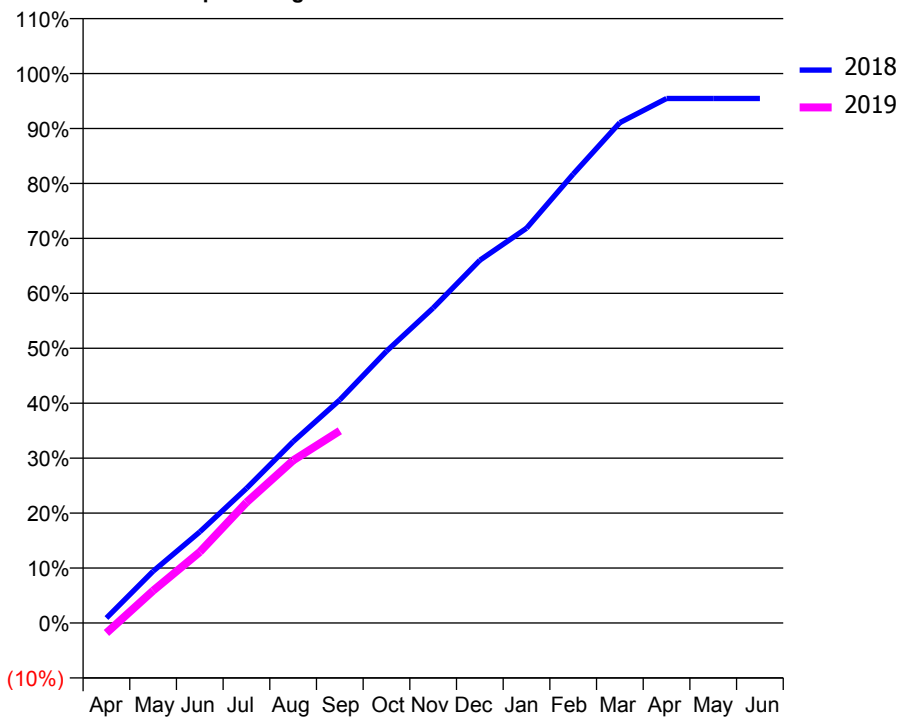
ACCESS*

Patients seen in 24 months	Total	Change since previous quarter
Quarter ending September 2017	11,500	
Quarter ending December 2017	11,461	→
Quarter ending March 2018	11,469	→
Quarter ending June 2018	11,437	→
Quarter ending September 2018	11,398	→
Variance since September 2017	(0.9%)	→



ACTIVITY

Cumulative percentage of contracted UDA delivered 2018 & 2019



Month	Adjusted Scheduled Activity (UDA)	
	2018	2019
April	313	-636
May	3,266	2,033
June	5,738	4,469
July	8,476	7,598
August	11,424	10,244
September	14,057	12,103
October	17,122	
November	19,838	
December	22,850	
January	24,862	
February	28,272	
March	31,517	
April	33,041	
May	33,039	
June	33,039	

QUALITY

	Quantity	Base Number	Contract	AT	Region	England
% of FP17s for the same patient ID Re-attending within 3 months - Children	69	1,519	4.5%	9.9%	11.5%	11.6%
% of FP17s for the same patient ID Re-attending within 3 months - Adults	835	4,568	18.3%	15.2%	16.5%	15.5%
% of FP17s for the same patient ID Re-attending between 3 & 9 months - Children	597	1,519	39.3%	48.8%	48.5%	58.8%
% of FP17s for the same patient ID Re-attending between 3 & 9 months - Adults	1,420	4,568	31.1%	38.8%	39.1%	51.1%
% of FP17s for Band 1 Urgent Courses	647	5,547	11.7%	10.1%	10.6%	9.0%
% of FP17s Relating to Free Repair or Replacements	104	5,547	1.9%	0.6%	0.5%	0.8%
% of FP17s Relating to Continuations	141	5,547	2.5%	0.8%	0.7%	0.9%
% of Patients satisfied with the dentistry they have received	5	5	N/A	91.6%	90.5%	93.3%
% of Patients satisfied with the time they had to wait for an appointment	5	5	N/A	87.5%	85.1%	88.9%

* This is based on patients treated on this contract for their most recent course of treatment. Figures in italics indicate the base number of FP17s or Patient Questionnaire responses are less than 100. N/A is shown where the base number of responses is less than 10 during the period. % is calculated as Quantity/Base number*100

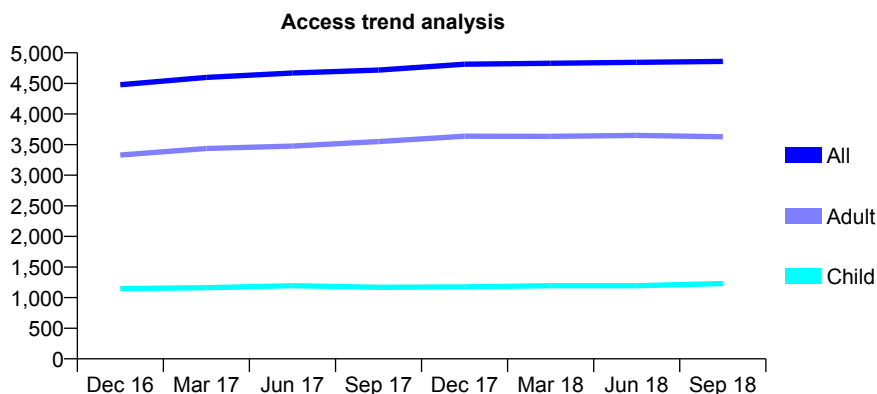
Q63 - Vital Signs At a Glance Contract Report for 116890/0001 - September 2018

Name or company name	Mr P S Photay and Miss S R Photay
Contract type name	PDS Contract
Purpose of contract	General
Contract start date	01/12/2007
Contract end date	31/03/2019

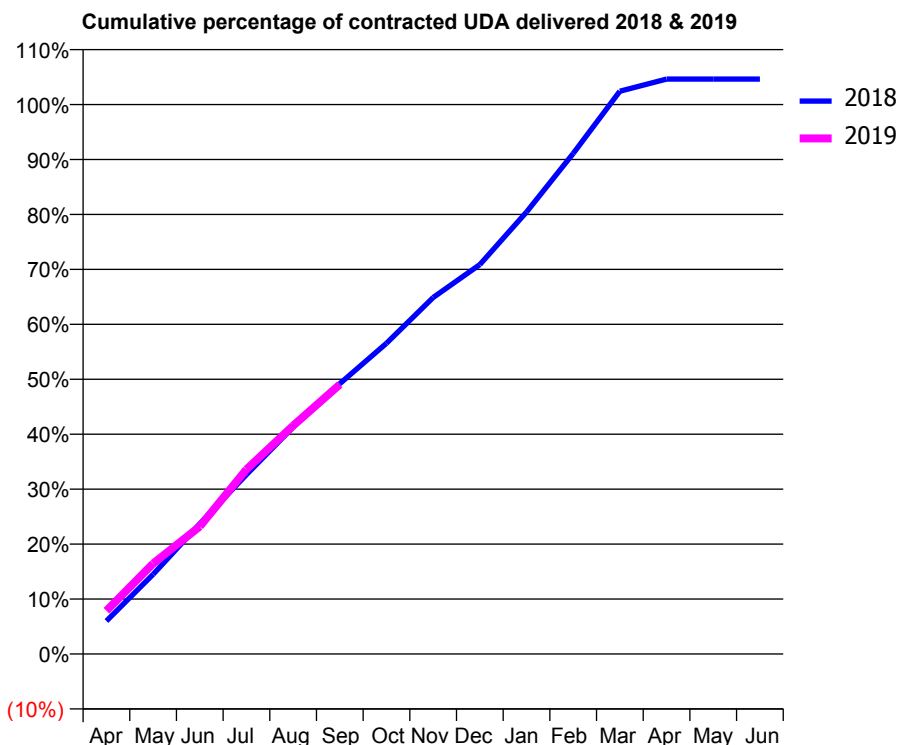
18/19 Contracted general activity (UDA)	17,510
Carry forward general activity (UDA)	-350
18/19 Contracted orthodontic activity (UOA)	0
Carry forward orthodontic activity (UOA)	0
Baseline contract value	£515,184.59

ACCESS*

Patients seen in 24 months	Total	Change since previous quarter
Quarter ending September 2017	4,718	
Quarter ending December 2017	4,813	↑
Quarter ending March 2018	4,828	→
Quarter ending June 2018	4,844	→
Quarter ending September 2018	4,859	→
Variance since September 2017	3.0%	↑



ACTIVITY



Month	Adjusted Scheduled Activity (UDA)	
	2018	2019
April	1,051	1,377
May	2,538	2,883
June	4,151	4,062
July	5,719	5,883
August	7,228	7,279
September	8,617	8,589
October	9,904	
November	11,361	
December	12,409	
January	14,082	
February	15,949	
March	17,933	
April	18,322	
May	18,322	
June	18,322	

QUALITY

	Quantity	Base Number	Contract	AT	Region	England
% of FP17s for the same patient ID Re-attending within 3 months - Children	52	705	7.4%	9.9%	11.5%	11.6%
% of FP17s for the same patient ID Re-attending within 3 months - Adults	202	1,658	12.2%	15.2%	16.5%	15.5%
% of FP17s for the same patient ID Re-attending between 3 & 9 months - Children	256	705	36.3%	48.8%	48.5%	58.8%
% of FP17s for the same patient ID Re-attending between 3 & 9 months - Adults	446	1,658	26.9%	38.8%	39.1%	51.1%
% of FP17s for Band 1 Urgent Courses	187	2,214	8.4%	10.1%	10.6%	9.0%
% of FP17s Relating to Free Repair or Replacements	0	2,214	0.0%	0.6%	0.5%	0.8%
% of FP17s Relating to Continuations	23	2,214	1.0%	0.8%	0.7%	0.9%
% of Patients satisfied with the dentistry they have received	0	0	N/A	91.6%	90.5%	93.3%
% of Patients satisfied with the time they had to wait for an appointment	0	0	N/A	87.5%	85.1%	88.9%

* This is based on patients treated on this contract for their most recent course of treatment. Figures in italics indicate the base number of FP17s or Patient Questionnaire responses are less than 100. N/A is shown where the base number of responses is less than 10 during the period. % is calculated as Quantity/Base number*100

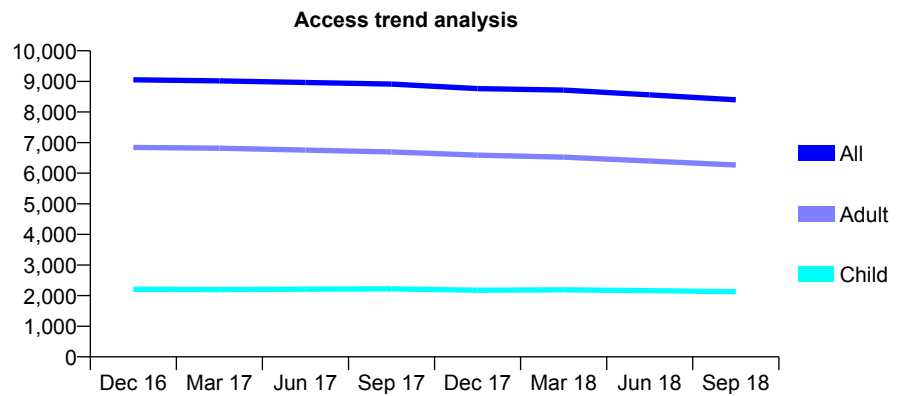
Q63 - Vital Signs At a Glance Contract Report for 117048/0001 - September 2018

Name or company name	Dental Care Centre Ltd
Contract type name	GDS Contract
Purpose of contract	General
Contract start date	01/09/2009
Contract end date	

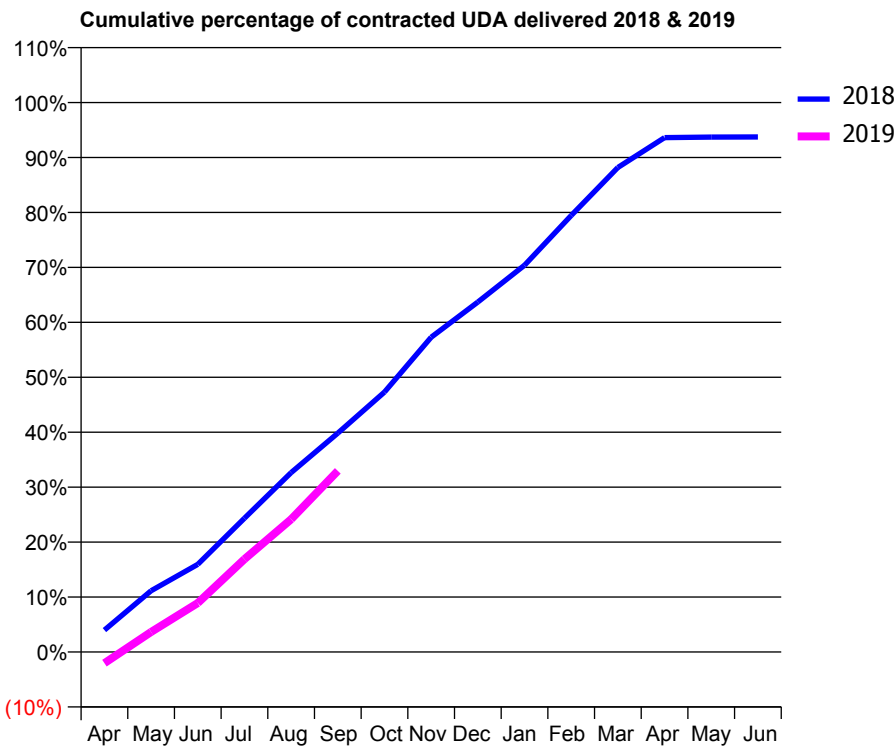
18/19 Contracted general activity (UDA)	33,034
Carry forward general activity (UDA)	2,074
18/19 Contracted orthodontic activity (UOA)	0
Carry forward orthodontic activity (UOA)	0
Baseline contract value	£919,993.49

ACCESS*

Patients seen in 24 months	Total	Change since previous quarter
Quarter ending September 2017	8,913	
Quarter ending December 2017	8,764	↓
Quarter ending March 2018	8,715	→
Quarter ending June 2018	8,561	↓
Quarter ending September 2018	8,397	↓
Variance since September 2017	(5.8%)	↓



ACTIVITY



Month	Adjusted Scheduled Activity (UDA)	
	2018	2019
April	1,318	-680
May	3,684	1,207
June	5,267	2,943
July	8,042	5,583
August	10,785	7,984
September	13,159	10,888
October	15,628	
November	18,921	
December	21,040	
January	23,255	
February	26,239	
March	29,130	
April	30,924	
May	30,956	
June	30,960	

QUALITY

	Quantity	Base Number	Contract	AT	Region	England
% of FP17s for the same patient ID Re-attending within 3 months - Children	108	1,443	7.5%	9.9%	11.5%	11.6%
% of FP17s for the same patient ID Re-attending within 3 months - Adults	529	3,699	14.3%	15.2%	16.5%	15.5%
% of FP17s for the same patient ID Re-attending between 3 & 9 months - Children	866	1,443	60.0%	48.8%	48.5%	58.8%
% of FP17s for the same patient ID Re-attending between 3 & 9 months - Adults	1,836	3,699	49.6%	38.8%	39.1%	51.1%
% of FP17s for Band 1 Urgent Courses	480	4,599	10.4%	10.1%	10.6%	9.0%
% of FP17s Relating to Free Repair or Replacements	74	4,599	1.6%	0.6%	0.5%	0.8%
% of FP17s Relating to Continuations	19	4,599	0.4%	0.8%	0.7%	0.9%
% of Patients satisfied with the dentistry they have received	2	2	N/A	91.6%	90.5%	93.3%
% of Patients satisfied with the time they had to wait for an appointment	2	2	N/A	87.5%	85.1%	88.9%

* This is based on patients treated on this contract for their most recent course of treatment. Figures in italics indicate the base number of FP17s or Patient Questionnaire responses are less than 100. N/A is shown where the base number of responses is less than 10 during the period. % is calculated as Quantity/Base number*100

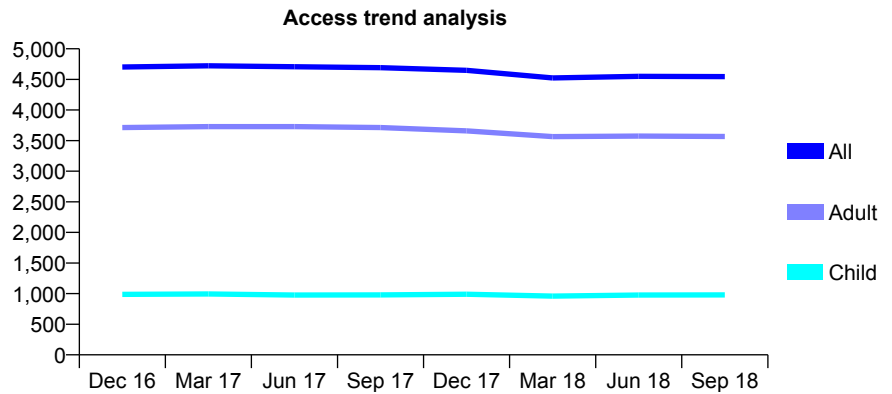
Q63 - Vital Signs At a Glance Contract Report for 117471/0001 - September 2018

Name or company name	Summerstown Dental Centre Limited
Contract type name	Pilot Contract
Purpose of contract	General and Orthodontic
Contract start date	01/06/2010
Contract end date	

18/19 Contracted general activity (UDA)	11,000
Carry forward general activity (UDA)	0
18/19 Contracted orthodontic activity (UOA)	240
Carry forward orthodontic activity (UOA)	0
Baseline contract value	£339,572.22

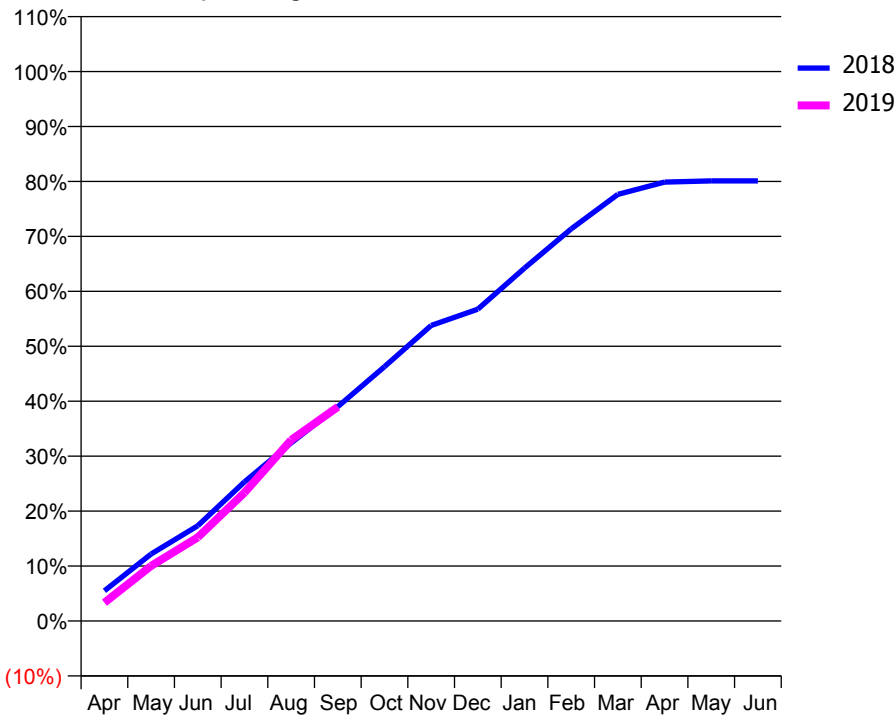
ACCESS*

Patients seen in 24 months	Total	Change since previous quarter
Quarter ending September 2017	4,692	
Quarter ending December 2017	4,648	→
Quarter ending March 2018	4,525	↓
Quarter ending June 2018	4,551	→
Quarter ending September 2018	4,546	→
Variance since September 2017	(3.1%)	↓



ACTIVITY

Cumulative percentage of contracted UDA delivered 2018 & 2019



Month	Adjusted Scheduled Activity (UDA)	
	2018	2019
April	605	366
May	1,342	1,104
June	1,907	1,674
July	2,784	2,568
August	3,566	3,623
September	4,291	4,286
October	5,092	
November	5,917	
December	6,242	
January	7,066	
February	7,849	
March	8,539	
April	8,787	
May	8,810	
June	8,810	

QUALITY

	Quantity	Base Number	Contract	AT	Region	England
% of FP17s for the same patient ID Re-attending within 3 months - Children	56	691	8.1%	9.9%	11.5%	11.6%
% of FP17s for the same patient ID Re-attending within 3 months - Adults	218	1,916	11.4%	15.2%	16.5%	15.5%
% of FP17s for the same patient ID Re-attending between 3 & 9 months - Children	313	691	45.3%	48.8%	48.5%	58.8%
% of FP17s for the same patient ID Re-attending between 3 & 9 months - Adults	542	1,916	28.3%	38.8%	39.1%	51.1%
% of FP17s for Band 1 Urgent Courses	188	2,030	9.3%	10.1%	10.6%	9.0%
% of FP17s Relating to Free Repair or Replacements	0	2,030	0.0%	0.6%	0.5%	0.8%
% of FP17s Relating to Continuations	11	2,030	0.5%	0.8%	0.7%	0.9%
% of Patients satisfied with the dentistry they have received	2	2	N/A	91.6%	90.5%	93.3%
% of Patients satisfied with the time they had to wait for an appointment	2	2	N/A	87.5%	85.1%	88.9%

* This is based on patients treated on this contract for their most recent course of treatment. Figures in italics indicate the base number of FP17s or Patient Questionnaire responses are less than 100. N/A is shown where the base number of responses is less than 10 during the period. % is calculated as Quantity/Base number*100

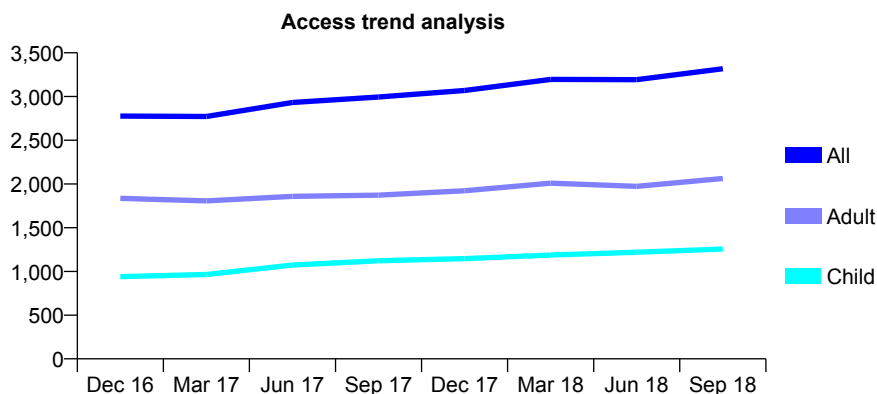
Q63 - Vital Signs At a Glance Contract Report for 117862/0001 - September 2018

Name or company name	Love Teeth Dental Practice
Contract type name	GDS Contract
Purpose of contract	General
Contract start date	01/09/2014
Contract end date	

18/19 Contracted general activity (UDA)	5,979
Carry forward general activity (UDA)	-120
18/19 Contracted orthodontic activity (UOA)	0
Carry forward orthodontic activity (UOA)	0
Baseline contract value	£175,887.39

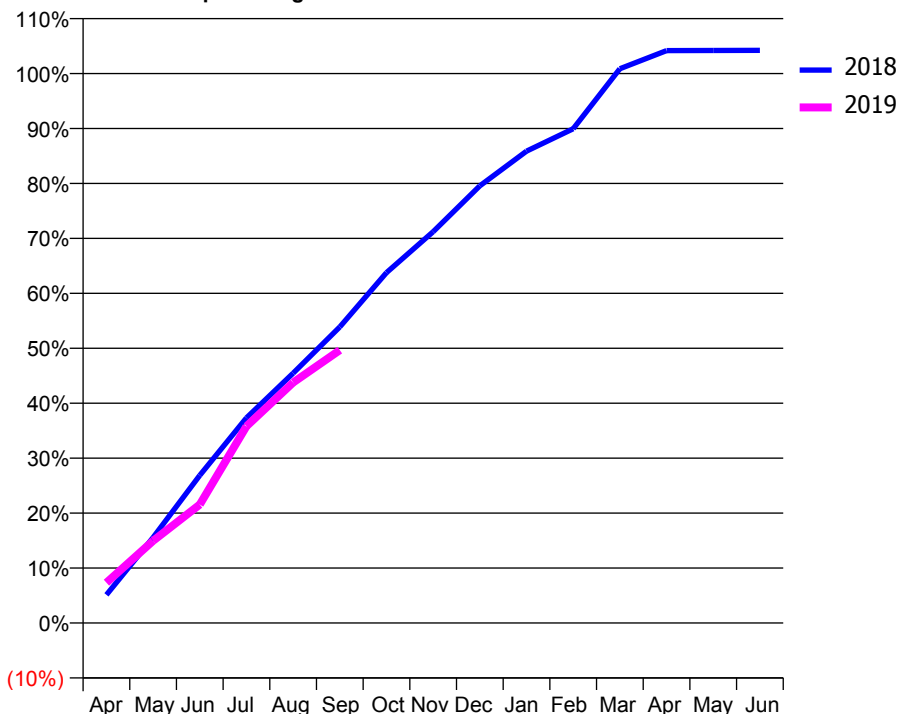
ACCESS*

Patients seen in 24 months	Total	Change since previous quarter
Quarter ending September 2017	2,994	
Quarter ending December 2017	3,069	↑
Quarter ending March 2018	3,196	↑
Quarter ending June 2018	3,192	→
Quarter ending September 2018	3,318	↑
Variance since September 2017	10.8%	↑



ACTIVITY

Cumulative percentage of contracted UDA delivered 2018 & 2019



Adjusted Scheduled Activity (UDA)		
Month	2018	2019
April	307	440
May	931	894
June	1,607	1,289
July	2,233	2,141
August	2,718	2,617
September	3,221	2,970
October	3,812	
November	4,258	
December	4,757	
January	5,135	
February	5,377	
March	6,031	
April	6,228	
May	6,230	
June	6,231	

QUALITY

	Quantity	Base Number	Contract	AT	Region	England
% of FP17s for the same patient ID Re-attending within 3 months - Children	38	589	6.5%	9.9%	11.5%	11.6%
% of FP17s for the same patient ID Re-attending within 3 months - Adults	106	918	11.5%	15.2%	16.5%	15.5%
% of FP17s for the same patient ID Re-attending between 3 & 9 months - Children	137	589	23.3%	48.8%	48.5%	58.8%
% of FP17s for the same patient ID Re-attending between 3 & 9 months - Adults	143	918	15.6%	38.8%	39.1%	51.1%
% of FP17s for Band 1 Urgent Courses	201	1,373	14.6%	10.1%	10.6%	9.0%
% of FP17s Relating to Free Repair or Replacements	0	1,373	0.0%	0.6%	0.5%	0.8%
% of FP17s Relating to Continuations	11	1,373	0.8%	0.8%	0.7%	0.9%
% of Patients satisfied with the dentistry they have received	0	0	N/A	91.6%	90.5%	93.3%
% of Patients satisfied with the time they had to wait for an appointment	0	0	N/A	87.5%	85.1%	88.9%

* This is based on patients treated on this contract for their most recent course of treatment. Figures in italics indicate the base number of FP17s or Patient Questionnaire responses are less than 100. N/A is shown where the base number of responses is less than 10 during the period. % is calculated as Quantity/Base number*100

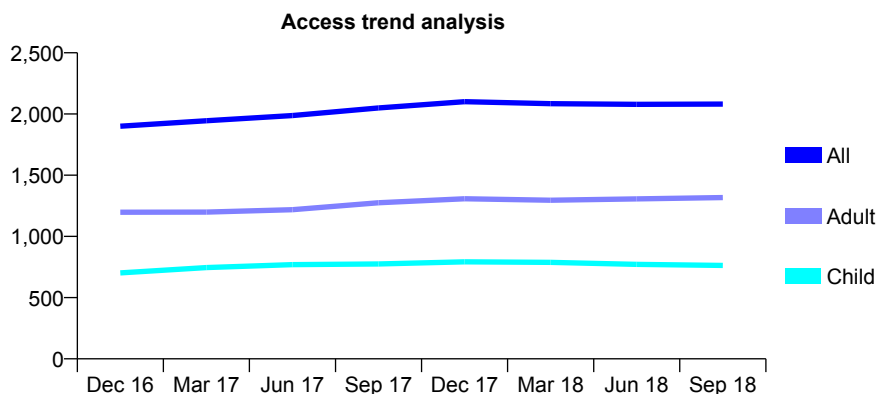
Q63 - Vital Signs At a Glance Contract Report for 118125/0001 - September 2018

Name or company name	S Cowley, R Ingham and J Angelo
Contract type name	GDS Contract
Purpose of contract	General
Contract start date	01/10/2013
Contract end date	

18/19 Contracted general activity (UDA)	6,372
Carry forward general activity (UDA)	-8
18/19 Contracted orthodontic activity (UOA)	0
Carry forward orthodontic activity (UOA)	0
Baseline contract value	£239,834.95

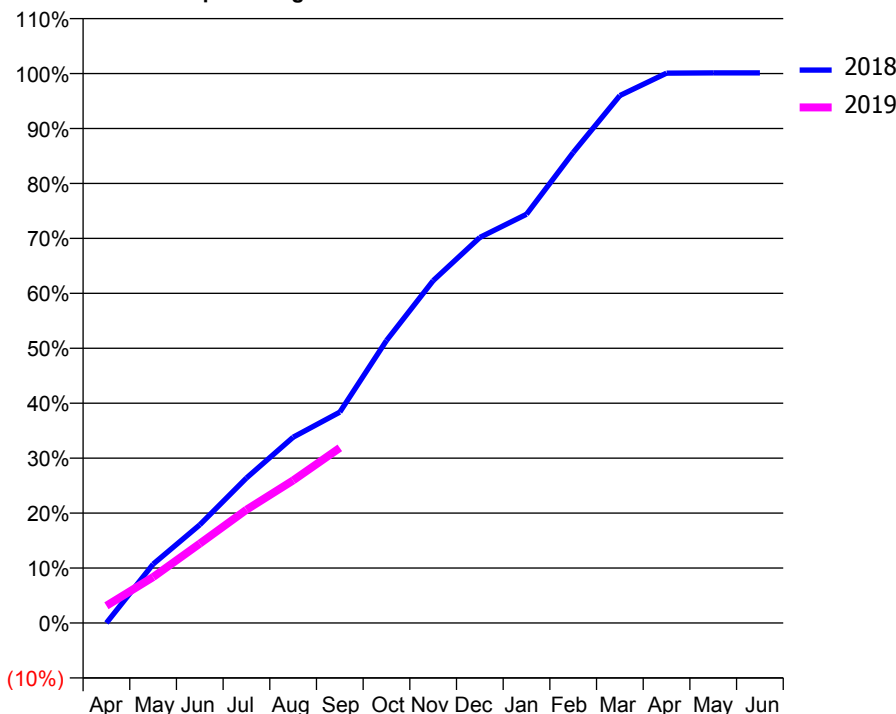
ACCESS*

Patients seen in 24 months	Total	Change since previous quarter
Quarter ending September 2017	2,050	
Quarter ending December 2017	2,101	↑
Quarter ending March 2018	2,084	→
Quarter ending June 2018	2,079	→
Quarter ending September 2018	2,081	→
Variance since September 2017	1.5%	→



ACTIVITY

Cumulative percentage of contracted UDA delivered 2018 & 2019



Adjusted Scheduled Activity (UDA)

Month	2018	2019
April	0	201
May	683	533
June	1,140	921
July	1,681	1,314
August	2,155	1,654
September	2,445	2,031
October	3,276	
November	3,970	
December	4,471	
January	4,741	
February	5,456	
March	6,117	
April	6,377	
May	6,380	
June	6,380	

QUALITY

	Quantity	Base Number	Contract	AT	Region	England
% of FP17s for the same patient ID Re-attending within 3 months - Children	20	400	5.0%	9.9%	11.5%	11.6%
% of FP17s for the same patient ID Re-attending within 3 months - Adults	78	634	12.3%	15.2%	16.5%	15.5%
% of FP17s for the same patient ID Re-attending between 3 & 9 months - Children	190	400	47.5%	48.8%	48.5%	58.8%
% of FP17s for the same patient ID Re-attending between 3 & 9 months - Adults	195	634	30.8%	38.8%	39.1%	51.1%
% of FP17s for Band 1 Urgent Courses	83	955	8.7%	10.1%	10.6%	9.0%
% of FP17s Relating to Free Repair or Replacements	1	955	0.1%	0.6%	0.5%	0.8%
% of FP17s Relating to Continuations	22	955	2.3%	0.8%	0.7%	0.9%
% of Patients satisfied with the dentistry they have received	0	0	N/A	91.6%	90.5%	93.3%
% of Patients satisfied with the time they had to wait for an appointment	0	0	N/A	87.5%	85.1%	88.9%

* This is based on patients treated on this contract for their most recent course of treatment. Figures in italics indicate the base number of FP17s or Patient Questionnaire responses are less than 100. N/A is shown where the base number of responses is less than 10 during the period. % is calculated as Quantity/Base number*100

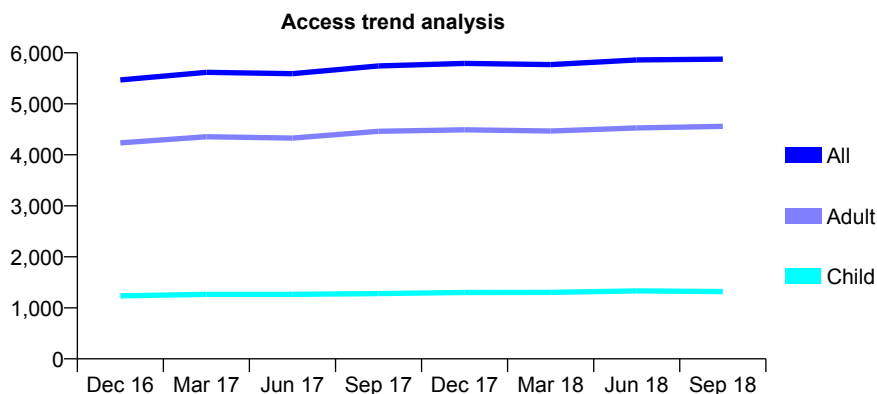
Q63 - Vital Signs At a Glance Contract Report for 118257/0001 - September 2018

Name or company name	Perfect Smile Surgery Ltd.
Contract type name	GDS Contract
Purpose of contract	General
Contract start date	01/07/2007
Contract end date	

18/19 Contracted general activity (UDA)	16,200
Carry forward general activity (UDA)	616
18/19 Contracted orthodontic activity (UOA)	0
Carry forward orthodontic activity (UOA)	0
Baseline contract value	£443,099.81

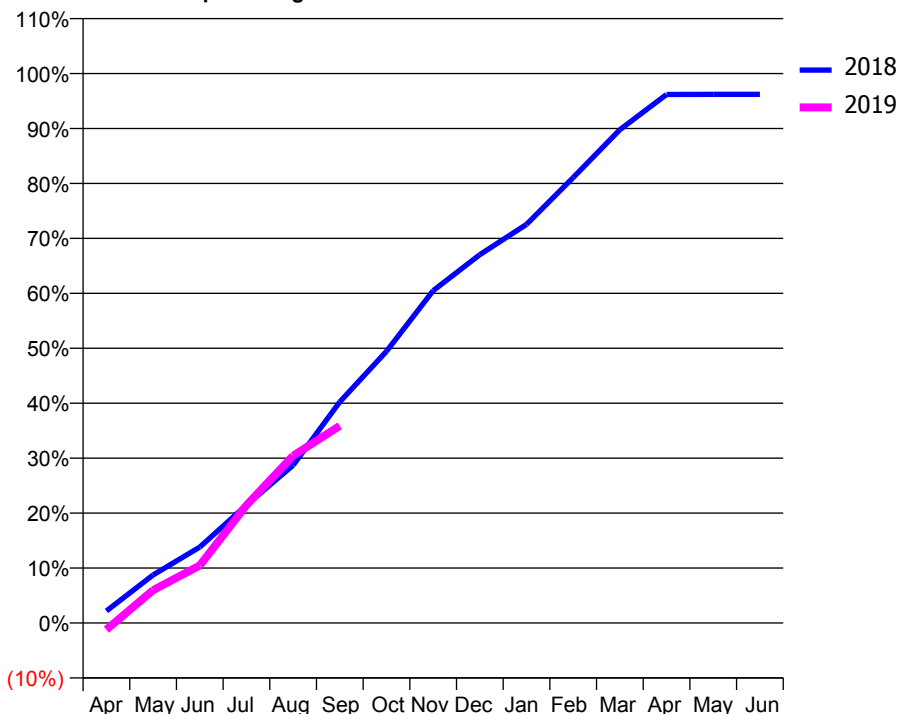
ACCESS*

Patients seen in 24 months	Total	Change since previous quarter
Quarter ending September 2017	5,742	
Quarter ending December 2017	5,791	→
Quarter ending March 2018	5,768	→
Quarter ending June 2018	5,860	→
Quarter ending September 2018	5,877	→
Variance since September 2017	2.4%	↑



ACTIVITY

Cumulative percentage of contracted UDA delivered 2018 & 2019



Adjusted Scheduled Activity (UDA)

Month	2018	2019
April	356	-199
May	1,418	970
June	2,238	1,698
July	3,478	3,473
August	4,654	4,930
September	6,520	5,812
October	8,010	
November	9,798	
December	10,860	
January	11,751	
February	13,133	
March	14,545	
April	15,583	
May	15,584	
June	15,584	

QUALITY

	Quantity	Base Number	Contract	AT	Region	England
% of FP17s for the same patient ID Re-attending within 3 months - Children	56	681	8.2%	9.9%	11.5%	11.6%
% of FP17s for the same patient ID Re-attending within 3 months - Adults	381	2,138	17.8%	15.2%	16.5%	15.5%
% of FP17s for the same patient ID Re-attending between 3 & 9 months - Children	311	681	45.7%	48.8%	48.5%	58.8%
% of FP17s for the same patient ID Re-attending between 3 & 9 months - Adults	530	2,138	24.8%	38.8%	39.1%	51.1%
% of FP17s for Band 1 Urgent Courses	607	2,498	24.3%	10.1%	10.6%	9.0%
% of FP17s Relating to Free Repair or Replacements	20	2,498	0.8%	0.6%	0.5%	0.8%
% of FP17s Relating to Continuations	15	2,498	0.6%	0.8%	0.7%	0.9%
% of Patients satisfied with the dentistry they have received	4	4	N/A	91.6%	90.5%	93.3%
% of Patients satisfied with the time they had to wait for an appointment	4	4	N/A	87.5%	85.1%	88.9%

* This is based on patients treated on this contract for their most recent course of treatment. Figures in italics indicate the base number of FP17s or Patient Questionnaire responses are less than 100. N/A is shown where the base number of responses is less than 10 during the period. % is calculated as Quantity/Base number*100

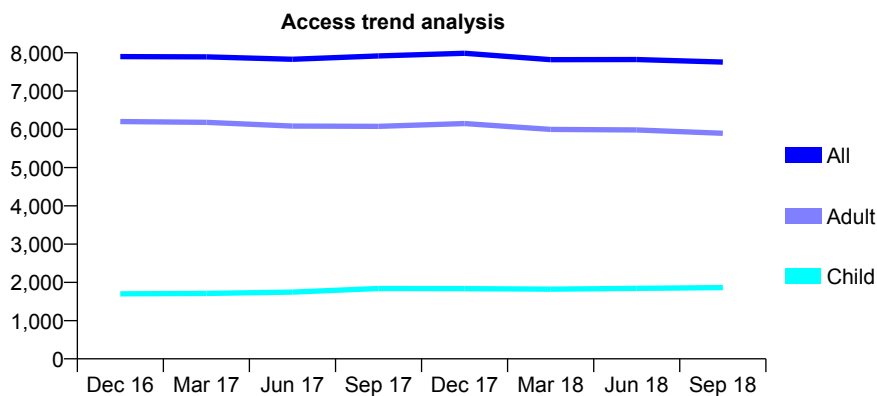
Q63 - Vital Signs At a Glance Contract Report for 118664/0001 - September 2018

Name or company name	Drs P Pakzad & E Harunani
Contract type name	GDS Contract
Purpose of contract	General
Contract start date	01/04/2013
Contract end date	

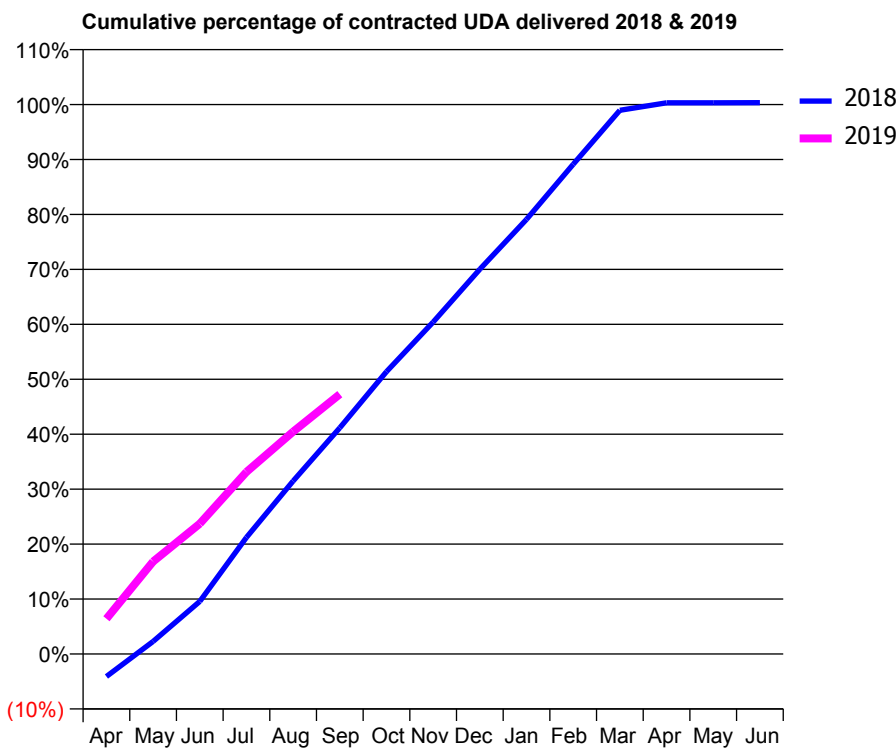
18/19 Contracted general activity (UDA)	31,225
Carry forward general activity (UDA)	-103
18/19 Contracted orthodontic activity (UOA)	0
Carry forward orthodontic activity (UOA)	0
Baseline contract value	£777,343.61

ACCESS*

Patients seen in 24 months	Total	Change since previous quarter
Quarter ending September 2017	7,918	
Quarter ending December 2017	7,987	→
Quarter ending March 2018	7,821	↓
Quarter ending June 2018	7,825	→
Quarter ending September 2018	7,758	→
Variance since September 2017	(2.0%)	↓



ACTIVITY



Month	Adjusted Scheduled Activity (UDA)	
	2018	2019
April	-1,281	2,001
May	717	5,257
June	2,991	7,405
July	6,630	10,346
August	9,830	12,636
September	12,856	14,765
October	16,047	
November	18,861	
December	21,865	
January	24,702	
February	27,830	
March	30,896	
April	31,320	
May	31,325	
June	31,328	

QUALITY

	Quantity	Base Number	Contract	AT	Region	England
% of FP17s for the same patient ID Re-attending within 3 months - Children	82	1,132	7.2%	9.9%	11.5%	11.6%
% of FP17s for the same patient ID Re-attending within 3 months - Adults	545	3,398	16.0%	15.2%	16.5%	15.5%
% of FP17s for the same patient ID Re-attending between 3 & 9 months - Children	533	1,132	47.1%	48.8%	48.5%	58.8%
% of FP17s for the same patient ID Re-attending between 3 & 9 months - Adults	1,458	3,398	42.9%	38.8%	39.1%	51.1%
% of FP17s for Band 1 Urgent Courses	412	4,416	9.3%	10.1%	10.6%	9.0%
% of FP17s Relating to Free Repair or Replacements	125	4,416	2.8%	0.6%	0.5%	0.8%
% of FP17s Relating to Continuations	20	4,416	0.5%	0.8%	0.7%	0.9%
% of Patients satisfied with the dentistry they have received	3	3	N/A	91.6%	90.5%	93.3%
% of Patients satisfied with the time they had to wait for an appointment	3	3	N/A	87.5%	85.1%	88.9%

* This is based on patients treated on this contract for their most recent course of treatment. Figures in italics indicate the base number of FP17s or Patient Questionnaire responses are less than 100. N/A is shown where the base number of responses is less than 10 during the period. % is calculated as Quantity/Base number*100

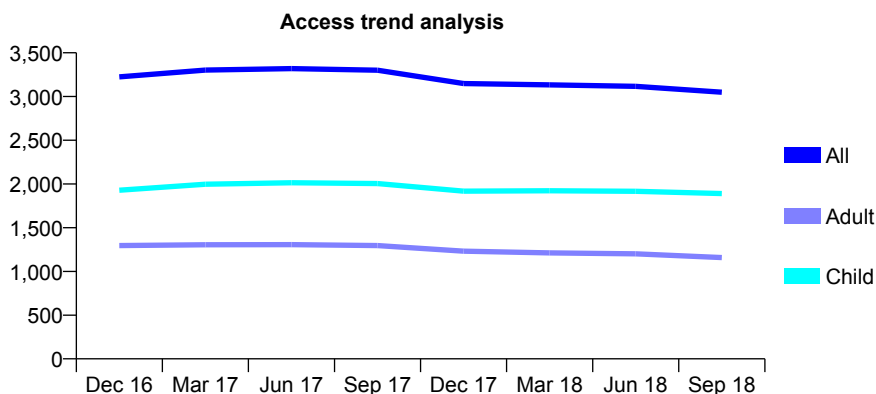
Q63 - Vital Signs At a Glance Contract Report for 118729/0001 - September 2018

Name or company name	Vijay Vithani, Varsha Vithani and Keya Vith
Contract type name	GDS Contract
Purpose of contract	General
Contract start date	01/04/2011
Contract end date	

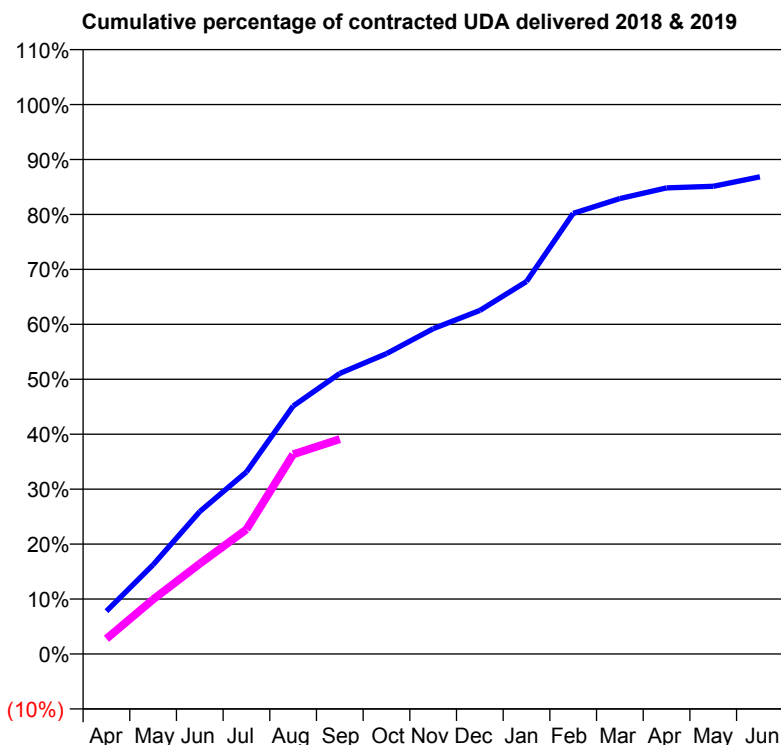
18/19 Contracted general activity (UDA)	7,767
Carry forward general activity (UDA)	144
18/19 Contracted orthodontic activity (UOA)	0
Carry forward orthodontic activity (UOA)	0
Baseline contract value	£195,276.98

ACCESS*

Patients seen in 24 months	Total	Change since previous quarter
Quarter ending September 2017	3,301	
Quarter ending December 2017	3,149	↓
Quarter ending March 2018	3,133	→
Quarter ending June 2018	3,117	→
Quarter ending September 2018	3,049	↓
Variance since September 2017	(7.6%)	↓



ACTIVITY



Month	Adjusted Scheduled Activity (UDA)	
	2018	2019
April	605	215
May	1,263	771
June	2,015	1,276
July	2,574	1,761
August	3,505	2,822
September	3,967	3,037
October	4,245	
November	4,598	
December	4,856	
January	5,266	
February	6,228	
March	6,438	
April	6,589	
May	6,611	
June	6,745	

QUALITY

	Quantity	Base Number	Contract	AT	Region	England
% of FP17s for the same patient ID Re-attending within 3 months - Children	69	1,405	4.9%	9.9%	11.5%	11.6%
% of FP17s for the same patient ID Re-attending within 3 months - Adults	56	537	10.4%	15.2%	16.5%	15.5%
% of FP17s for the same patient ID Re-attending between 3 & 9 months - Children	869	1,405	61.9%	48.8%	48.5%	58.8%
% of FP17s for the same patient ID Re-attending between 3 & 9 months - Adults	243	537	45.3%	38.8%	39.1%	51.1%
% of FP17s for Band 1 Urgent Courses	76	1,777	4.3%	10.1%	10.6%	9.0%
% of FP17s Relating to Free Repair or Replacements	0	1,777	0.0%	0.6%	0.5%	0.8%
% of FP17s Relating to Continuations	0	1,777	0.0%	0.8%	0.7%	0.9%
% of Patients satisfied with the dentistry they have received	0	0	N/A	91.6%	90.5%	93.3%
% of Patients satisfied with the time they had to wait for an appointment	0	0	N/A	87.5%	85.1%	88.9%

* This is based on patients treated on this contract for their most recent course of treatment. Figures in italics indicate the base number of FP17s or Patient Questionnaire responses are less than 100. N/A is shown where the base number of responses is less than 10 during the period. % is calculated as Quantity/Base number*100

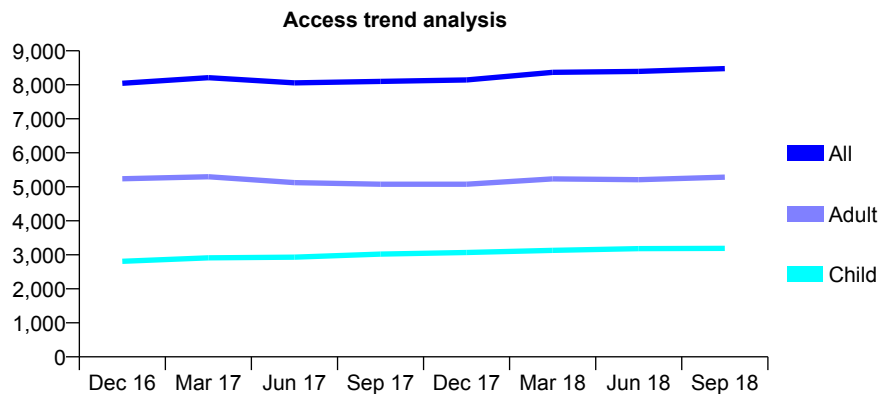
Q63 - Vital Signs At a Glance Contract Report for 118826/0001 - September 2018

Name or company name	Mr R Siddique & Mr I Khaliq
Contract type name	GDS Contract
Purpose of contract	General
Contract start date	01/04/2013
Contract end date	

18/19 Contracted general activity (UDA)	22,354
Carry forward general activity (UDA)	-102
18/19 Contracted orthodontic activity (UOA)	0
Carry forward orthodontic activity (UOA)	0
Baseline contract value	£572,546.47

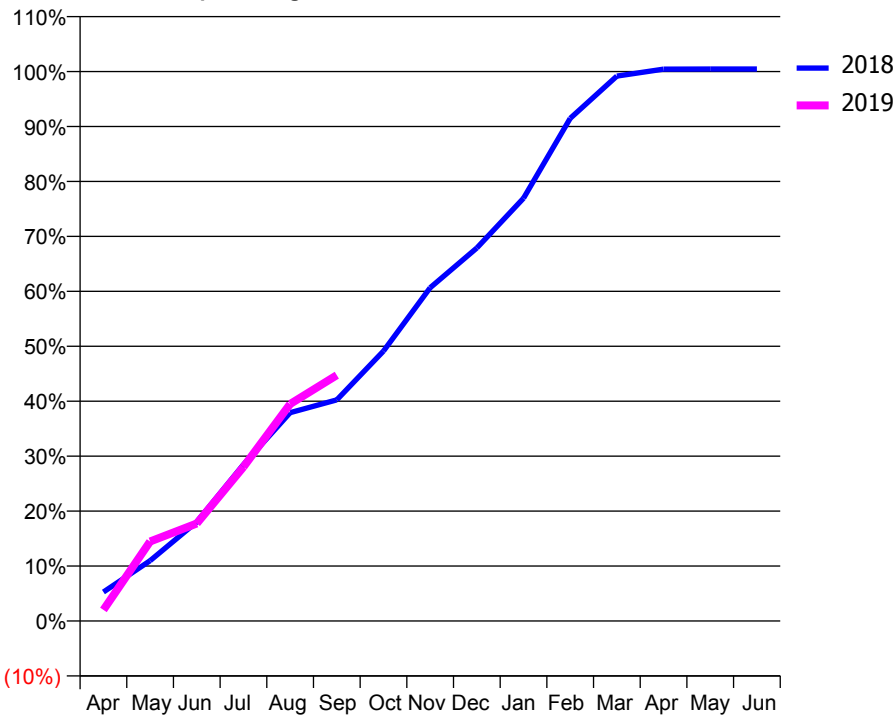
ACCESS*

Patients seen in 24 months	Total	Change since previous quarter
Quarter ending September 2017	8,101	
Quarter ending December 2017	8,145	→
Quarter ending March 2018	8,365	↑
Quarter ending June 2018	8,393	→
Quarter ending September 2018	8,478	→
Variance since September 2017	4.7%	↑



ACTIVITY

Cumulative percentage of contracted UDA delivered 2018 & 2019



Adjusted Scheduled Activity (UDA)		
Month	2018	2019
April	1,178	455
May	2,454	3,235
June	4,035	3,970
July	6,367	6,268
August	8,477	8,828
September	8,997	9,999
October	10,981	
November	13,556	
December	15,174	
January	17,199	
February	20,449	
March	22,170	
April	22,447	
May	22,456	
June	22,456	

QUALITY

	Quantity	Base Number	Contract	AT	Region	England
% of FP17s for the same patient ID Re-attending within 3 months - Children	80	1,968	4.1%	9.9%	11.5%	11.6%
% of FP17s for the same patient ID Re-attending within 3 months - Adults	155	2,633	5.9%	15.2%	16.5%	15.5%
% of FP17s for the same patient ID Re-attending between 3 & 9 months - Children	1,139	1,968	57.9%	48.8%	48.5%	58.8%
% of FP17s for the same patient ID Re-attending between 3 & 9 months - Adults	1,220	2,633	46.3%	38.8%	39.1%	51.1%
% of FP17s for Band 1 Urgent Courses	237	4,455	5.3%	10.1%	10.6%	9.0%
% of FP17s Relating to Free Repair or Replacements	6	4,455	0.1%	0.6%	0.5%	0.8%
% of FP17s Relating to Continuations	2	4,455	0.0%	0.8%	0.7%	0.9%
% of Patients satisfied with the dentistry they have received	1	1	N/A	91.6%	90.5%	93.3%
% of Patients satisfied with the time they had to wait for an appointment	1	1	N/A	87.5%	85.1%	88.9%

* This is based on patients treated on this contract for their most recent course of treatment. Figures in italics indicate the base number of FP17s or Patient Questionnaire responses are less than 100. N/A is shown where the base number of responses is less than 10 during the period. % is calculated as Quantity/Base number*100

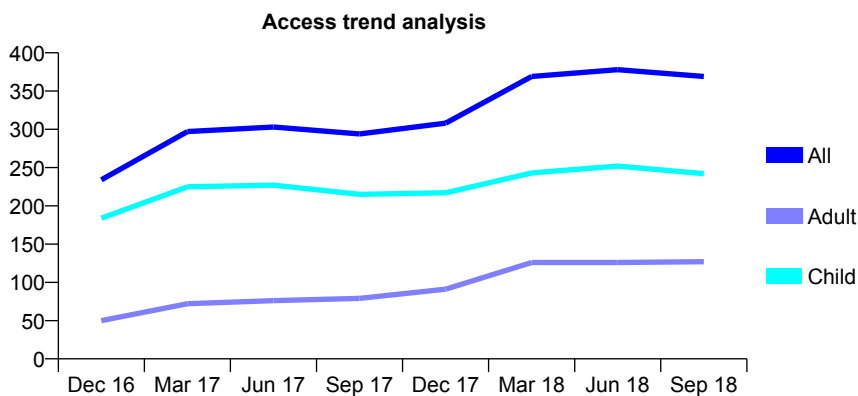
Q63 - Vital Signs At a Glance Contract Report for 119385/0001 - September 2018

Name or company name	Stock Hill Dental Care Partnership
Contract type name	GDS Contract
Purpose of contract	General
Contract start date	01/05/2015
Contract end date	

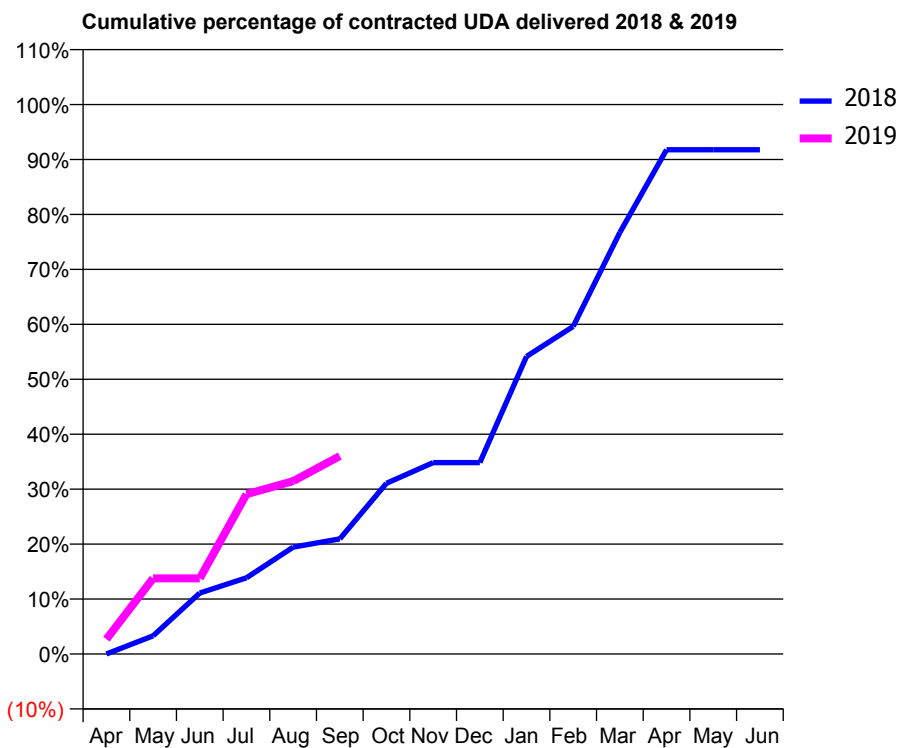
18/19 Contracted general activity (UDA)	731
Carry forward general activity (UDA)	0
18/19 Contracted orthodontic activity (UOA)	0
Carry forward orthodontic activity (UOA)	0
Baseline contract value	£16,235.62

ACCESS*

Patients seen in 24 months	Total	Change since previous quarter
Quarter ending September 2017	294	
Quarter ending December 2017	308	↑
Quarter ending March 2018	369	↑
Quarter ending June 2018	378	↑
Quarter ending September 2018	369	↓
Variance since September 2017	25.5%	↑



ACTIVITY



Month	Adjusted Scheduled Activity (UDA)	
	2018	2019
April	0	20
May	24	101
June	81	101
July	101	213
August	142	230
September	153	263
October	227	
November	255	
December	255	
January	396	
February	436	
March	561	
April	671	
May	671	
June	671	

QUALITY

	Quantity	Base Number	Contract	AT	Region	England
% of FP17s for the same patient ID Re-attending within 3 months - Children	10	138	7.2%	9.9%	11.5%	11.6%
% of FP17s for the same patient ID Re-attending within 3 months - Adults	5	43	11.6%	15.2%	16.5%	15.5%
% of FP17s for the same patient ID Re-attending between 3 & 9 months - Children	30	138	21.7%	48.8%	48.5%	58.8%
% of FP17s for the same patient ID Re-attending between 3 & 9 months - Adults	11	43	25.6%	38.8%	39.1%	51.1%
% of FP17s for Band 1 Urgent Courses	17	140	12.1%	10.1%	10.6%	9.0%
% of FP17s Relating to Free Repair or Replacements	0	140	0.0%	0.6%	0.5%	0.8%
% of FP17s Relating to Continuations	2	140	1.4%	0.8%	0.7%	0.9%
% of Patients satisfied with the dentistry they have received	0	0	N/A	91.6%	90.5%	93.3%
% of Patients satisfied with the time they had to wait for an appointment	0	0	N/A	87.5%	85.1%	88.9%

* This is based on patients treated on this contract for their most recent course of treatment. Figures in italics indicate the base number of FP17s or Patient Questionnaire responses are less than 100. N/A is shown where the base number of responses is less than 10 during the period. % is calculated as Quantity/Base number*100

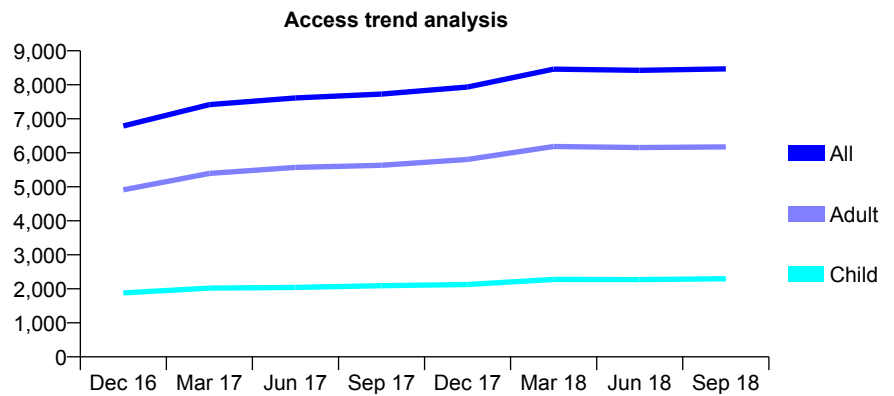
Q63 - Vital Signs At a Glance Contract Report for 119644/0001 - September 2018

Name or company name	Perfect Smile Associates Limited
Contract type name	GDS Contract
Purpose of contract	General and Orthodontic
Contract start date	17/05/2011
Contract end date	

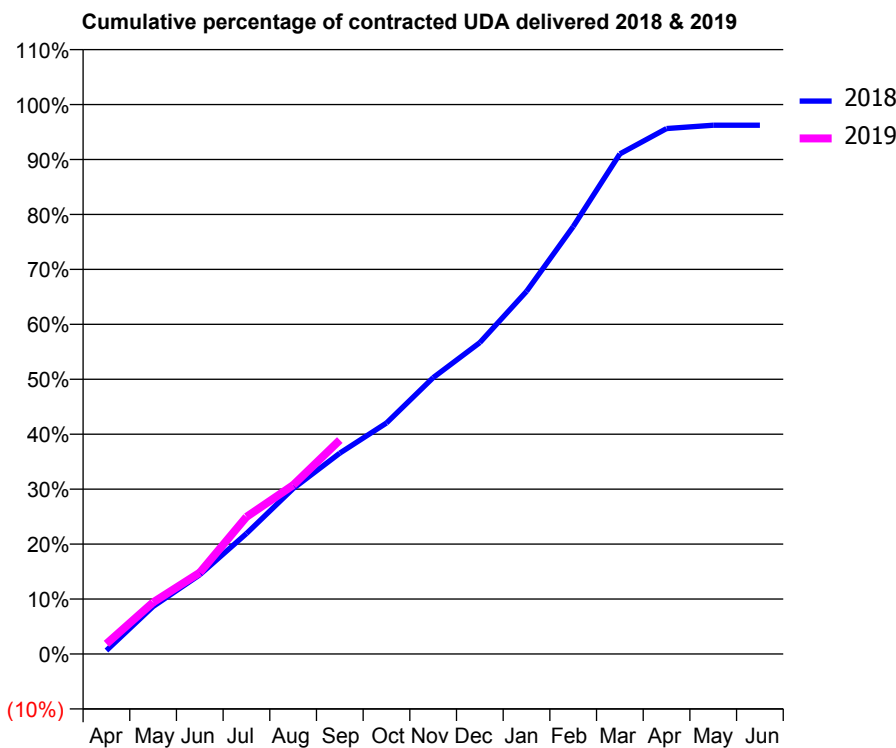
18/19 Contracted general activity (UDA)	15,740
Carry forward general activity (UDA)	362
18/19 Contracted orthodontic activity (UOA)	4,000
Carry forward orthodontic activity (UOA)	105
Baseline contract value	£737,400.94

ACCESS*

Patients seen in 24 months	Total	Change since previous quarter
Quarter ending September 2017	7,727	
Quarter ending December 2017	7,934	↑
Quarter ending March 2018	8,461	↑
Quarter ending June 2018	8,426	→
Quarter ending September 2018	8,470	→
Variance since September 2017	9.6%	↑



ACTIVITY



Month	Adjusted Scheduled Activity (UDA)	
	2018	2019
April	100	294
May	1,361	1,480
June	2,269	2,332
July	3,453	3,929
August	4,737	4,836
September	5,756	6,128
October	6,619	
November	7,916	
December	8,920	
January	10,386	
February	12,245	
March	14,324	
April	15,050	
May	15,148	
June	15,148	

QUALITY

	Quantity	Base Number	Contract	AT	Region	England
% of FP17s for the same patient ID Re-attending within 3 months - Children	112	1,077	10.4%	9.9%	11.5%	11.6%
% of FP17s for the same patient ID Re-attending within 3 months - Adults	275	2,360	11.7%	15.2%	16.5%	15.5%
% of FP17s for the same patient ID Re-attending between 3 & 9 months - Children	439	1,077	40.8%	48.8%	48.5%	58.8%
% of FP17s for the same patient ID Re-attending between 3 & 9 months - Adults	721	2,360	30.6%	38.8%	39.1%	51.1%
% of FP17s for Band 1 Urgent Courses	347	2,981	11.6%	10.1%	10.6%	9.0%
% of FP17s Relating to Free Repair or Replacements	9	2,981	0.3%	0.6%	0.5%	0.8%
% of FP17s Relating to Continuations	24	2,981	0.8%	0.8%	0.7%	0.9%
% of Patients satisfied with the dentistry they have received	0	0	N/A	91.6%	90.5%	93.3%
% of Patients satisfied with the time they had to wait for an appointment	0	0	N/A	87.5%	85.1%	88.9%

* This is based on patients treated on this contract for their most recent course of treatment. Figures in italics indicate the base number of FP17s or Patient Questionnaire responses are less than 100. N/A is shown where the base number of responses is less than 10 during the period. % is calculated as Quantity/Base number*100

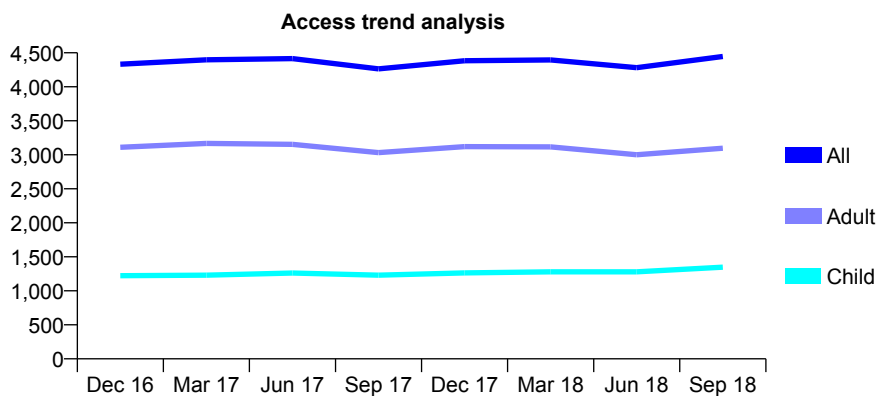
Q63 - Vital Signs At a Glance Contract Report for 119644/0002 - September 2018

Name or company name	Perfect Smile Associates Limited
Contract type name	GDS Contract
Purpose of contract	General
Contract start date	17/05/2011
Contract end date	

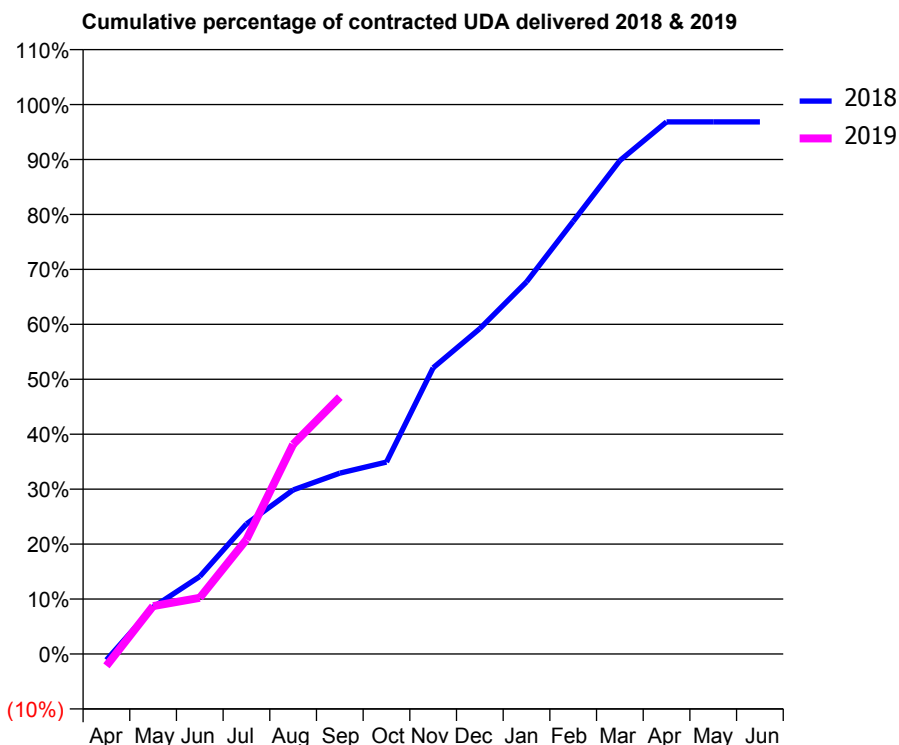
18/19 Contracted general activity (UDA)	9,100
Carry forward general activity (UDA)	289
18/19 Contracted orthodontic activity (UOA)	0
Carry forward orthodontic activity (UOA)	0
Baseline contract value	£243,407.14

ACCESS*

Patients seen in 24 months	Total	Change since previous quarter
Quarter ending September 2017	4,263	
Quarter ending December 2017	4,383	↑
Quarter ending March 2018	4,396	→
Quarter ending June 2018	4,281	↓
Quarter ending September 2018	4,446	↑
Variance since September 2017	4.3%	↑



ACTIVITY



Adjusted Scheduled Activity (UDA)		
Month	2018	2019
April	-101	-197
May	776	793
June	1,284	931
July	2,154	1,895
August	2,718	3,472
September	2,996	4,255
October	3,179	
November	4,741	
December	5,388	
January	6,163	
February	7,164	
March	8,171	
April	8,811	
May	8,811	
June	8,811	

QUALITY

	Quantity	Base Number	Contract	AT	Region	England
% of FP17s for the same patient ID Re-attending within 3 months - Children	69	886	7.8%	9.9%	11.5%	11.6%
% of FP17s for the same patient ID Re-attending within 3 months - Adults	170	1,560	10.9%	15.2%	16.5%	15.5%
% of FP17s for the same patient ID Re-attending between 3 & 9 months - Children	360	886	40.6%	48.8%	48.5%	58.8%
% of FP17s for the same patient ID Re-attending between 3 & 9 months - Adults	439	1,560	28.1%	38.8%	39.1%	51.1%
% of FP17s for Band 1 Urgent Courses	119	2,233	5.3%	10.1%	10.6%	9.0%
% of FP17s Relating to Free Repair or Replacements	3	2,233	0.1%	0.6%	0.5%	0.8%
% of FP17s Relating to Continuations	39	2,233	1.7%	0.8%	0.7%	0.9%
% of Patients satisfied with the dentistry they have received	1	1	N/A	91.6%	90.5%	93.3%
% of Patients satisfied with the time they had to wait for an appointment	1	1	N/A	87.5%	85.1%	88.9%

* This is based on patients treated on this contract for their most recent course of treatment. Figures in italics indicate the base number of FP17s or Patient Questionnaire responses are less than 100. N/A is shown where the base number of responses is less than 10 during the period. % is calculated as Quantity/Base number*100

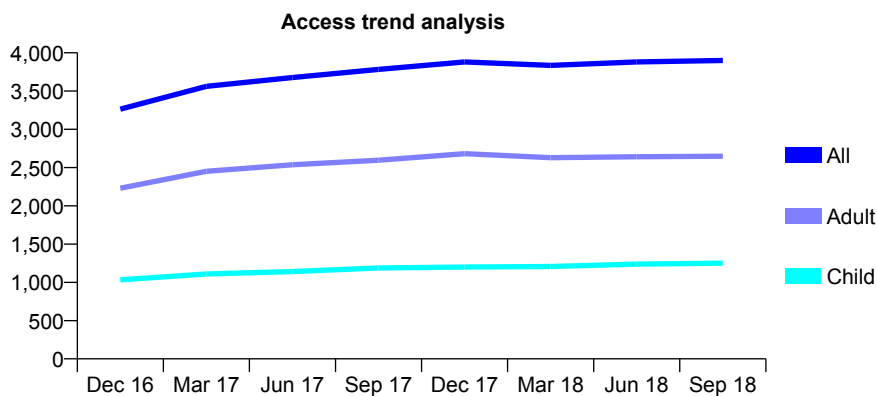
Q63 - Vital Signs At a Glance Contract Report for 119954/0001 - September 2018

Name or company name	Smile Impressions Ltd
Contract type name	GDS Contract
Purpose of contract	General
Contract start date	01/06/2008
Contract end date	

18/19 Contracted general activity (UDA)	8,579
Carry forward general activity (UDA)	-166
18/19 Contracted orthodontic activity (UOA)	0
Carry forward orthodontic activity (UOA)	0
Baseline contract value	£227,595.94

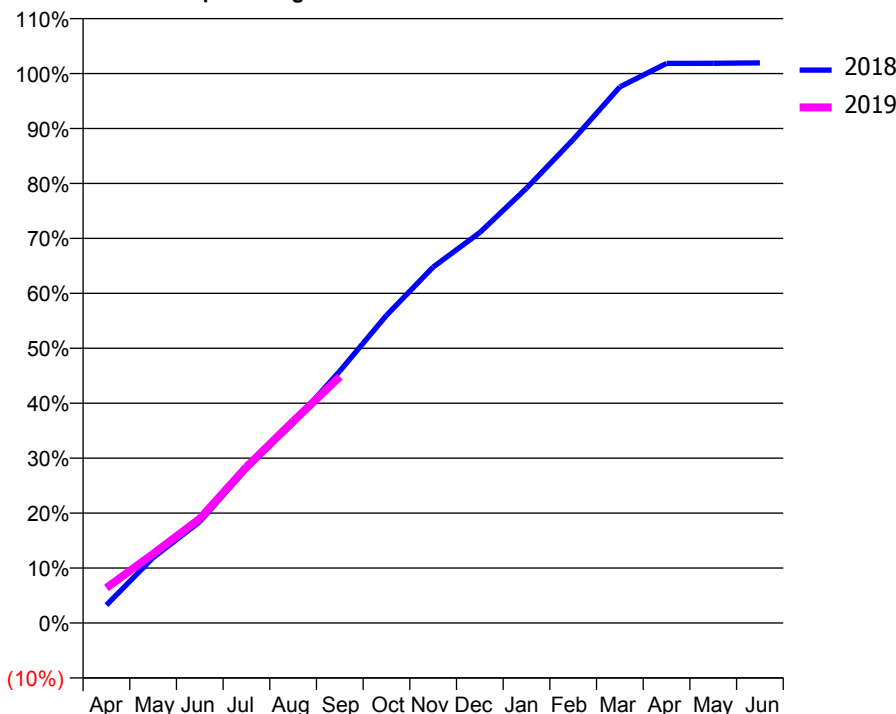
ACCESS*

Patients seen in 24 months	Total	Change since previous quarter
Quarter ending September 2017	3,783	
Quarter ending December 2017	3,881	↑
Quarter ending March 2018	3,836	↓
Quarter ending June 2018	3,880	→
Quarter ending September 2018	3,899	→
Variance since September 2017	3.1%	↑



ACTIVITY

Cumulative percentage of contracted UDA delivered 2018 & 2019



Month	Adjusted Scheduled Activity (UDA)	
	2018	2019
April	280	548
May	1,022	1,080
June	1,583	1,628
July	2,409	2,437
August	3,121	3,149
September	3,934	3,847
October	4,804	
November	5,557	
December	6,097	
January	6,788	
February	7,548	
March	8,370	
April	8,737	
May	8,739	
June	8,745	

QUALITY

	Quantity	Base Number	Contract	AT	Region	England
% of FP17s for the same patient ID Re-attending within 3 months - Children	69	970	7.1%	9.9%	11.5%	11.6%
% of FP17s for the same patient ID Re-attending within 3 months - Adults	164	1,490	11.0%	15.2%	16.5%	15.5%
% of FP17s for the same patient ID Re-attending between 3 & 9 months - Children	597	970	61.5%	48.8%	48.5%	58.8%
% of FP17s for the same patient ID Re-attending between 3 & 9 months - Adults	796	1,490	53.4%	38.8%	39.1%	51.1%
% of FP17s for Band 1 Urgent Courses	190	2,233	8.5%	10.1%	10.6%	9.0%
% of FP17s Relating to Free Repair or Replacements	15	2,233	0.7%	0.6%	0.5%	0.8%
% of FP17s Relating to Continuations	2	2,233	0.1%	0.8%	0.7%	0.9%
% of Patients satisfied with the dentistry they have received	2	2	N/A	91.6%	90.5%	93.3%
% of Patients satisfied with the time they had to wait for an appointment	2	2	N/A	87.5%	85.1%	88.9%

* This is based on patients treated on this contract for their most recent course of treatment. Figures in italics indicate the base number of FP17s or Patient Questionnaire responses are less than 100. N/A is shown where the base number of responses is less than 10 during the period. % is calculated as Quantity/Base number*100

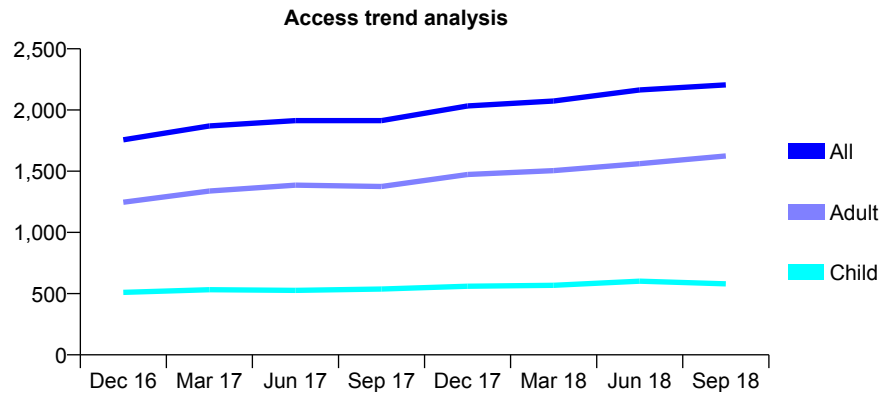
Q63 - Vital Signs At a Glance Contract Report for 120251/0001 - September 2018

Name or company name	W. M. Rosten Ltd
Contract type name	GDS Contract
Purpose of contract	General
Contract start date	01/04/2008
Contract end date	

18/19 Contracted general activity (UDA)	5,000
Carry forward general activity (UDA)	-32
18/19 Contracted orthodontic activity (UOA)	0
Carry forward orthodontic activity (UOA)	0
Baseline contract value	£128,309.35

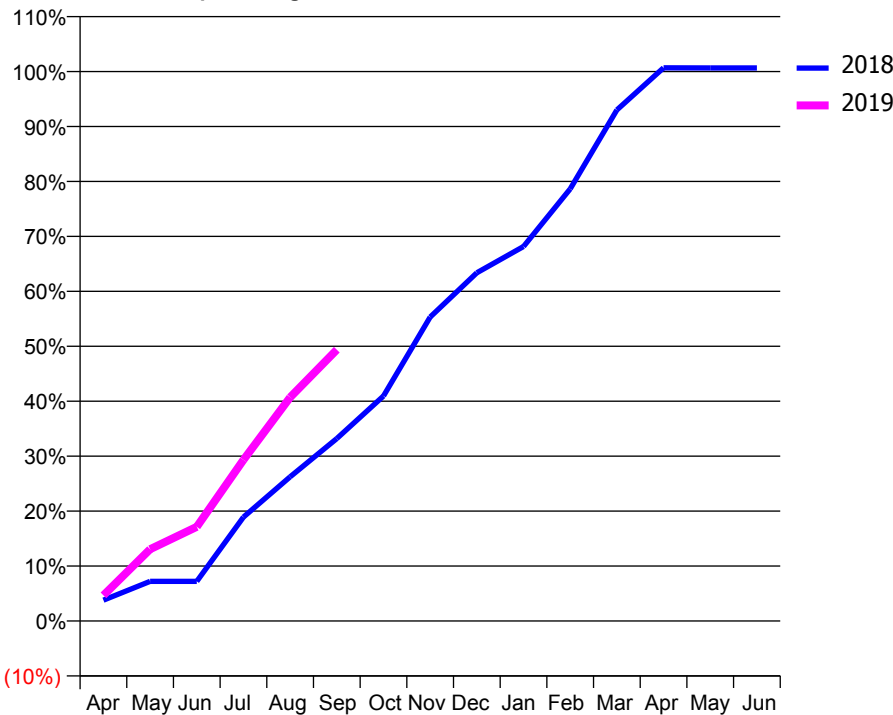
ACCESS*

Patients seen in 24 months	Total	Change since previous quarter
Quarter ending September 2017	1,913	
Quarter ending December 2017	2,033	↑
Quarter ending March 2018	2,073	→
Quarter ending June 2018	2,164	↑
Quarter ending September 2018	2,205	→
Variance since September 2017	15.3%	↑



ACTIVITY

Cumulative percentage of contracted UDA delivered 2018 & 2019



Month	Adjusted Scheduled Activity (UDA)	
	2018	2019
April	190	234
May	360	654
June	360	857
July	946	1,466
August	1,312	2,036
September	1,661	2,468
October	2,048	
November	2,766	
December	3,168	
January	3,408	
February	3,932	
March	4,650	
April	5,033	
May	5,032	
June	5,032	

QUALITY

	Quantity	Base Number	Contract	AT	Region	England
% of FP17s for the same patient ID Re-attending within 3 months - Children	33	384	8.6%	9.9%	11.5%	11.6%
% of FP17s for the same patient ID Re-attending within 3 months - Adults	173	1,023	16.9%	15.2%	16.5%	15.5%
% of FP17s for the same patient ID Re-attending between 3 & 9 months - Children	175	384	45.6%	48.8%	48.5%	58.8%
% of FP17s for the same patient ID Re-attending between 3 & 9 months - Adults	366	1,023	35.8%	38.8%	39.1%	51.1%
% of FP17s for Band 1 Urgent Courses	146	936	15.6%	10.1%	10.6%	9.0%
% of FP17s Relating to Free Repair or Replacements	0	936	0.0%	0.6%	0.5%	0.8%
% of FP17s Relating to Continuations	13	936	1.4%	0.8%	0.7%	0.9%
% of Patients satisfied with the dentistry they have received	0	0	N/A	91.6%	90.5%	93.3%
% of Patients satisfied with the time they had to wait for an appointment	0	0	N/A	87.5%	85.1%	88.9%

* This is based on patients treated on this contract for their most recent course of treatment. Figures in italics indicate the base number of FP17s or Patient Questionnaire responses are less than 100. N/A is shown where the base number of responses is less than 10 during the period. % is calculated as Quantity/Base number*100

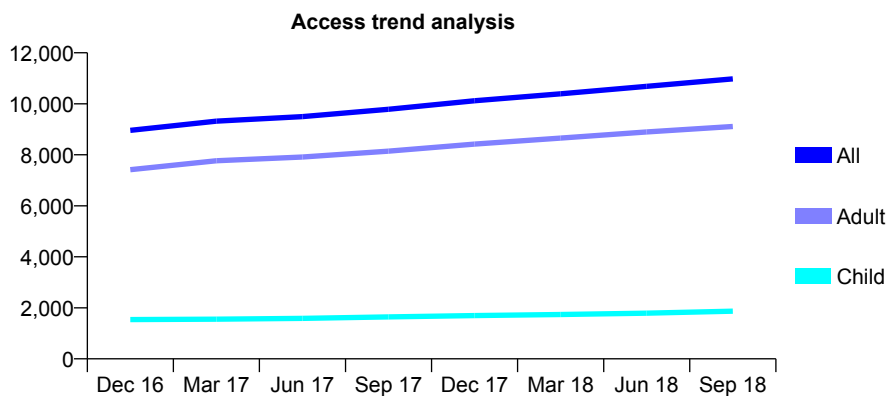
Q63 - Vital Signs At a Glance Contract Report for 120375/0001 - September 2018

Name or company name	New Cross Dental Practice
Contract type name	GDS Contract
Purpose of contract	General
Contract start date	01/09/2014
Contract end date	

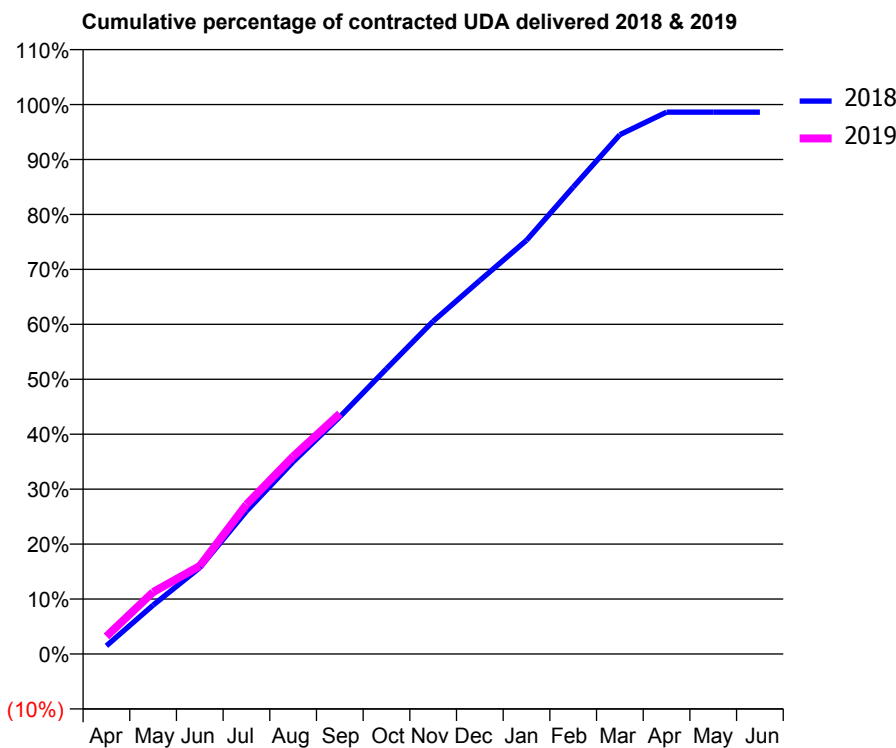
18/19 Contracted general activity (UDA)	35,350
Carry forward general activity (UDA)	490
18/19 Contracted orthodontic activity (UOA)	0
Carry forward orthodontic activity (UOA)	0
Baseline contract value	£1,023,790.35

ACCESS*

Patients seen in 24 months	Total	Change since previous quarter
Quarter ending September 2017	9,788	
Quarter ending December 2017	10,118	↑
Quarter ending March 2018	10,392	↑
Quarter ending June 2018	10,687	↑
Quarter ending September 2018	10,978	↑
Variance since September 2017	12.2%	↑



ACTIVITY



Month	Adjusted Scheduled Activity (UDA)	
	2018	2019
April	530	1,136
May	3,141	3,983
June	5,558	5,667
July	9,191	9,624
August	12,367	12,708
September	15,253	15,461
October	18,351	
November	21,407	
December	24,032	
January	26,612	
February	30,041	
March	33,412	
April	34,859	
May	34,855	
June	34,860	

QUALITY

	Quantity	Base Number	Contract	AT	Region	England
% of FP17s for the same patient ID Re-attending within 3 months - Children	77	1,265	6.1%	9.9%	11.5%	11.6%
% of FP17s for the same patient ID Re-attending within 3 months - Adults	587	5,049	11.6%	15.2%	16.5%	15.5%
% of FP17s for the same patient ID Re-attending between 3 & 9 months - Children	592	1,265	46.8%	48.8%	48.5%	58.8%
% of FP17s for the same patient ID Re-attending between 3 & 9 months - Adults	1,823	5,049	36.1%	38.8%	39.1%	51.1%
% of FP17s for Band 1 Urgent Courses	547	5,860	9.3%	10.1%	10.6%	9.0%
% of FP17s Relating to Free Repair or Replacements	45	5,860	0.8%	0.6%	0.5%	0.8%
% of FP17s Relating to Continuations	37	5,860	0.6%	0.8%	0.7%	0.9%
% of Patients satisfied with the dentistry they have received	2	2	N/A	91.6%	90.5%	93.3%
% of Patients satisfied with the time they had to wait for an appointment	2	2	N/A	87.5%	85.1%	88.9%

* This is based on patients treated on this contract for their most recent course of treatment. Figures in italics indicate the base number of FP17s or Patient Questionnaire responses are less than 100. N/A is shown where the base number of responses is less than 10 during the period. % is calculated as Quantity/Base number*100

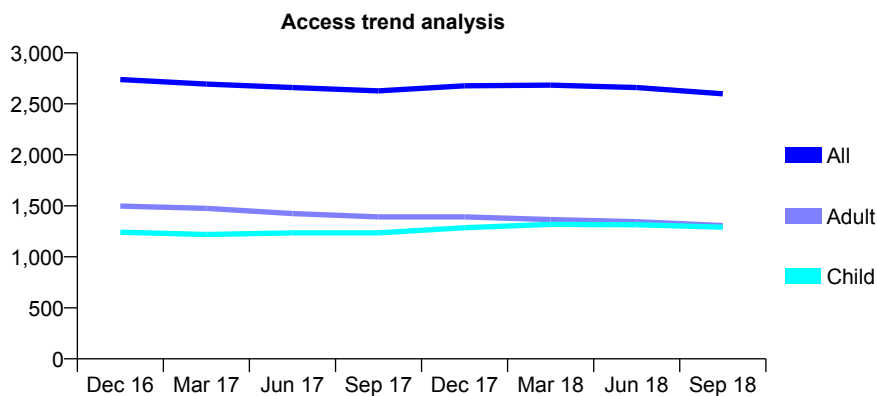
Q63 - Vital Signs At a Glance Contract Report for 121134/0001 - September 2018

Name or company name	Mottingham Dental Practice Limited
Contract type name	GDS Contract
Purpose of contract	General
Contract start date	01/04/2010
Contract end date	

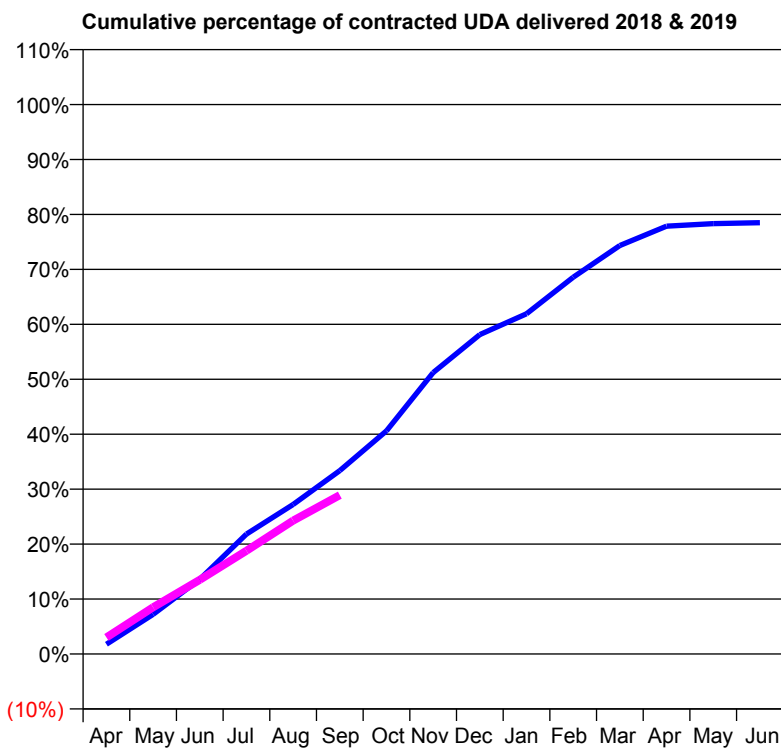
18/19 Contracted general activity (UDA)	10,750
Carry forward general activity (UDA)	0
18/19 Contracted orthodontic activity (UOA)	0
Carry forward orthodontic activity (UOA)	0
Baseline contract value	£316,650.53

ACCESS*

Patients seen in 24 months	Total	Change since previous quarter
Quarter ending September 2017	2,627	
Quarter ending December 2017	2,676	→
Quarter ending March 2018	2,683	→
Quarter ending June 2018	2,659	→
Quarter ending September 2018	2,598	↓
Variance since September 2017	(1.1%)	↓



ACTIVITY



Adjusted Scheduled Activity (UDA)		
Month	2018	2019
April	191	326
May	775	916
June	1,462	1,451
July	2,346	2,020
August	2,925	2,611
September	3,588	3,109
October	4,366	
November	5,507	
December	6,250	
January	6,657	
February	7,371	
March	7,991	
April	8,371	
May	8,419	
June	8,437	

QUALITY

	Quantity	Base Number	Contract	AT	Region	England
% of FP17s for the same patient ID Re-attending within 3 months - Children	43	759	5.7%	9.9%	11.5%	11.6%
% of FP17s for the same patient ID Re-attending within 3 months - Adults	163	709	23.0%	15.2%	16.5%	15.5%
% of FP17s for the same patient ID Re-attending between 3 & 9 months - Children	329	759	43.3%	48.8%	48.5%	58.8%
% of FP17s for the same patient ID Re-attending between 3 & 9 months - Adults	222	709	31.3%	38.8%	39.1%	51.1%
% of FP17s for Band 1 Urgent Courses	227	1,305	17.4%	10.1%	10.6%	9.0%
% of FP17s Relating to Free Repair or Replacements	0	1,305	0.0%	0.6%	0.5%	0.8%
% of FP17s Relating to Continuations	10	1,305	0.8%	0.8%	0.7%	0.9%
% of Patients satisfied with the dentistry they have received	0	0	N/A	91.6%	90.5%	93.3%
% of Patients satisfied with the time they had to wait for an appointment	0	0	N/A	87.5%	85.1%	88.9%

* This is based on patients treated on this contract for their most recent course of treatment. Figures in italics indicate the base number of FP17s or Patient Questionnaire responses are less than 100. N/A is shown where the base number of responses is less than 10 during the period. % is calculated as Quantity/Base number*100

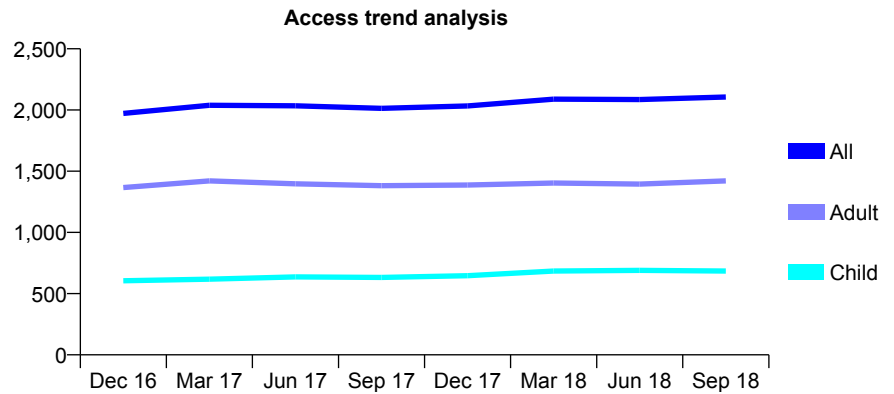
Q63 - Vital Signs At a Glance Contract Report for 121290/0001 - September 2018

Name or company name	Mount Road Dental Surgery
Contract type name	GDS Contract
Purpose of contract	General
Contract start date	15/09/2008
Contract end date	

18/19 Contracted general activity (UDA)	5,000
Carry forward general activity (UDA)	59
18/19 Contracted orthodontic activity (UOA)	0
Carry forward orthodontic activity (UOA)	0
Baseline contract value	£126,330.16

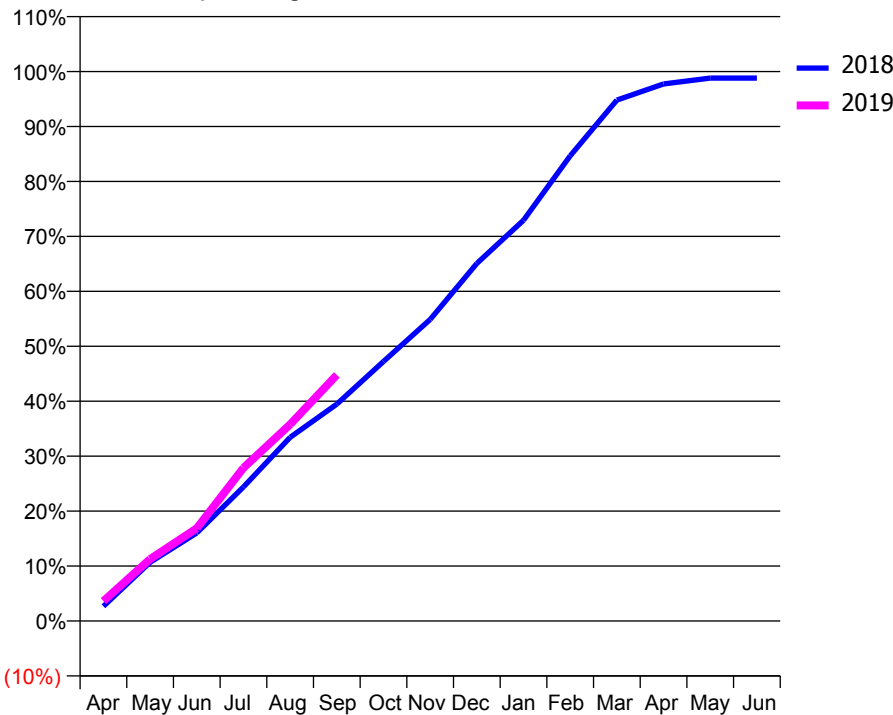
ACCESS*

Patients seen in 24 months	Total	Change since previous quarter
Quarter ending September 2017	2,014	
Quarter ending December 2017	2,033	→
Quarter ending March 2018	2,089	↑
Quarter ending June 2018	2,085	→
Quarter ending September 2018	2,106	→
Variance since September 2017	4.6%	↑



ACTIVITY

Cumulative percentage of contracted UDA delivered 2018 & 2019



Month	Adjusted Scheduled Activity (UDA)	
	2018	2019
April	134	181
May	535	563
June	802	844
July	1,220	1,394
August	1,671	1,789
September	1,974	2,239
October	2,362	
November	2,744	
December	3,253	
January	3,647	
February	4,233	
March	4,740	
April	4,887	
May	4,941	
June	4,941	

QUALITY

	Quantity	Base Number	Contract	AT	Region	England
% of FP17s for the same patient ID Re-attending within 3 months - Children	27	416	6.5%	9.9%	11.5%	11.6%
% of FP17s for the same patient ID Re-attending within 3 months - Adults	110	793	13.9%	15.2%	16.5%	15.5%
% of FP17s for the same patient ID Re-attending between 3 & 9 months - Children	211	416	50.7%	48.8%	48.5%	58.8%
% of FP17s for the same patient ID Re-attending between 3 & 9 months - Adults	313	793	39.5%	38.8%	39.1%	51.1%
% of FP17s for Band 1 Urgent Courses	145	1,105	13.1%	10.1%	10.6%	9.0%
% of FP17s Relating to Free Repair or Replacements	4	1,105	0.4%	0.6%	0.5%	0.8%
% of FP17s Relating to Continuations	1	1,105	0.1%	0.8%	0.7%	0.9%
% of Patients satisfied with the dentistry they have received	2	3	N/A	91.6%	90.5%	93.3%
% of Patients satisfied with the time they had to wait for an appointment	3	3	N/A	87.5%	85.1%	88.9%

* This is based on patients treated on this contract for their most recent course of treatment. Figures in italics indicate the base number of FP17s or Patient Questionnaire responses are less than 100. N/A is shown where the base number of responses is less than 10 during the period. % is calculated as Quantity/Base number*100

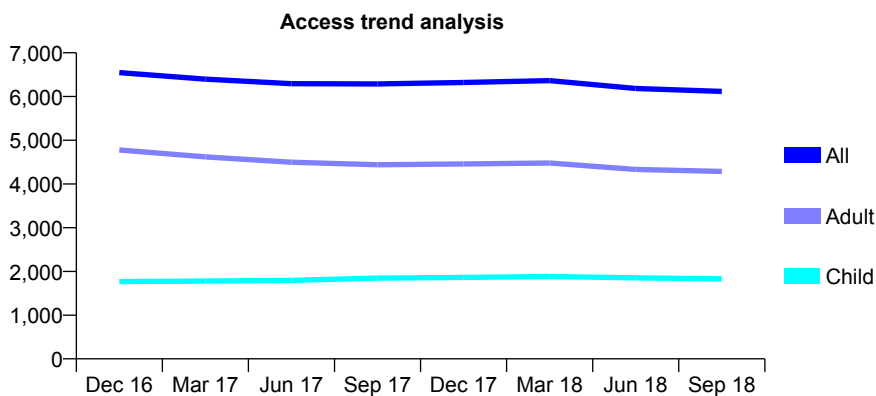
Q63 - Vital Signs At a Glance Contract Report for 122300/0001 - September 2018

Name or company name	Splendent Care Ltd
Contract type name	GDS Contract
Purpose of contract	General
Contract start date	01/04/2007
Contract end date	

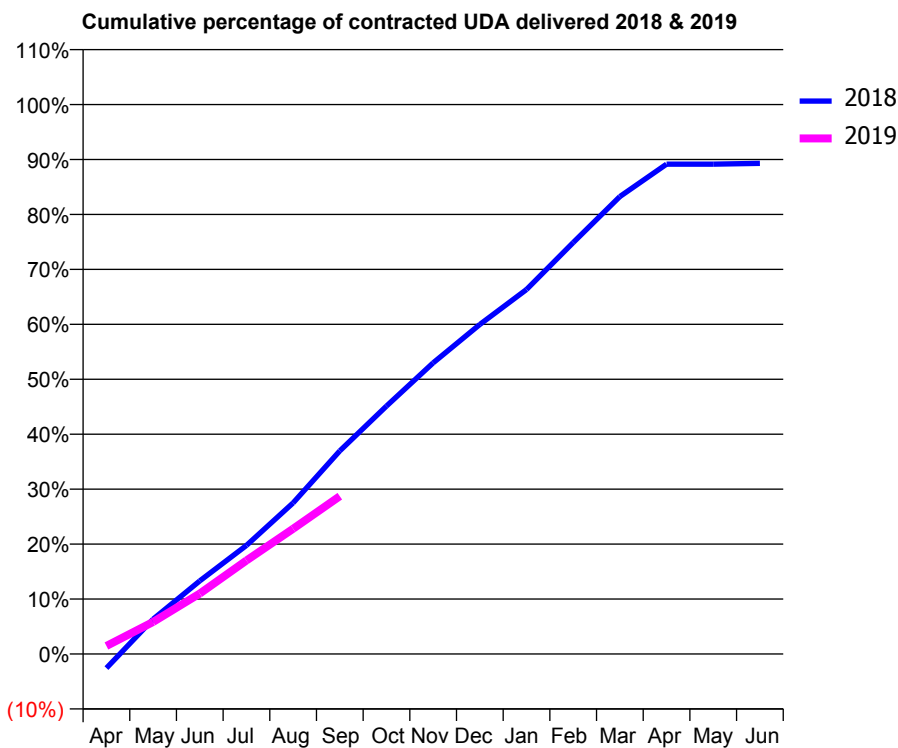
18/19 Contracted general activity (UDA)	22,149
Carry forward general activity (UDA)	0
18/19 Contracted orthodontic activity (UOA)	0
Carry forward orthodontic activity (UOA)	0
Baseline contract value	£656,662.10

ACCESS*

Patients seen in 24 months	Total	Change since previous quarter
Quarter ending September 2017	6,287	
Quarter ending December 2017	6,320	→
Quarter ending March 2018	6,364	→
Quarter ending June 2018	6,185	↓
Quarter ending September 2018	6,118	↓
Variance since September 2017	(2.7%)	↓



ACTIVITY



Adjusted Scheduled Activity (UDA)		
Month	2018	2019
April	-573	324
May	1,407	1,294
June	2,948	2,437
July	4,378	3,771
August	6,090	5,050
September	8,190	6,363
October	9,996	
November	11,737	
December	13,286	
January	14,695	
February	16,585	
March	18,438	
April	19,745	
May	19,743	
June	19,779	

QUALITY

	Quantity	Base Number	Contract	AT	Region	England
% of FP17s for the same patient ID Re-attending within 3 months - Children	66	974	6.8%	9.9%	11.5%	11.6%
% of FP17s for the same patient ID Re-attending within 3 months - Adults	299	2,063	14.5%	15.2%	16.5%	15.5%
% of FP17s for the same patient ID Re-attending between 3 & 9 months - Children	446	974	45.8%	48.8%	48.5%	58.8%
% of FP17s for the same patient ID Re-attending between 3 & 9 months - Adults	721	2,063	34.9%	38.8%	39.1%	51.1%
% of FP17s for Band 1 Urgent Courses	364	2,567	14.2%	10.1%	10.6%	9.0%
% of FP17s Relating to Free Repair or Replacements	19	2,567	0.7%	0.6%	0.5%	0.8%
% of FP17s Relating to Continuations	14	2,567	0.5%	0.8%	0.7%	0.9%
% of Patients satisfied with the dentistry they have received	1	1	N/A	91.6%	90.5%	93.3%
% of Patients satisfied with the time they had to wait for an appointment	1	1	N/A	87.5%	85.1%	88.9%

* This is based on patients treated on this contract for their most recent course of treatment. Figures in italics indicate the base number of FP17s or Patient Questionnaire responses are less than 100. N/A is shown where the base number of responses is less than 10 during the period. % is calculated as Quantity/Base number*100

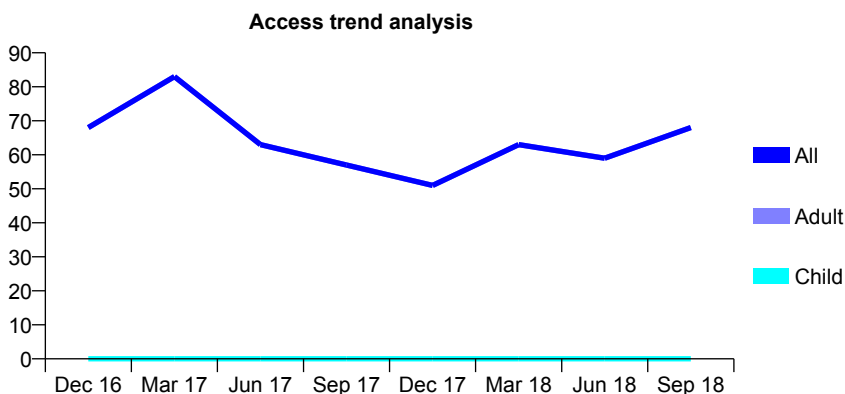
Q63 - Vital Signs At a Glance Contract Report for 122300/0003 - September 2018

Name or company name	Splendent Care Ltd
Contract type name	PDS Contract
Purpose of contract	General
Contract start date	01/10/2009
Contract end date	31/03/2019

18/19 Contracted general activity (UDA)	327
Carry forward general activity (UDA)	0
18/19 Contracted orthodontic activity (UOA)	0
Carry forward orthodontic activity (UOA)	0
Baseline contract value	£63,846.36

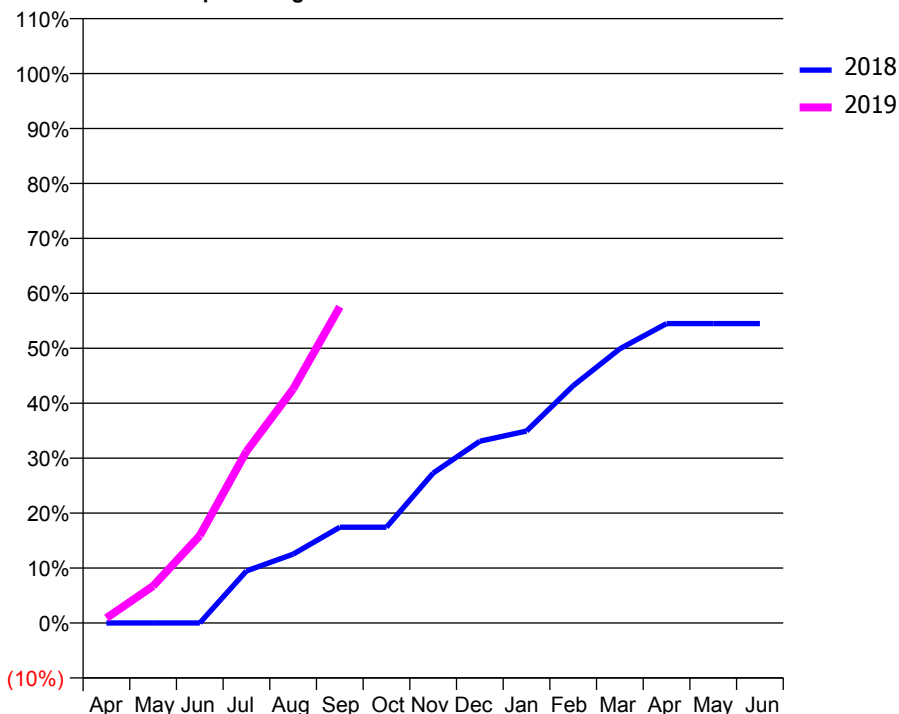
ACCESS*

Patients seen in 24 months	Total	Change since previous quarter
Quarter ending September 2017	57	
Quarter ending December 2017	51	↓
Quarter ending March 2018	63	↑
Quarter ending June 2018	59	↓
Quarter ending September 2018	68	↑
Variance since September 2017	19.3%	↑



ACTIVITY

Cumulative percentage of contracted UDA delivered 2018 & 2019



Month	Adjusted Scheduled Activity (UDA)	
	2018	2019
April	0	3
May	0	22
June	0	52
July	31	102
August	41	139
September	57	188
October	57	
November	89	
December	108	
January	114	
February	141	
March	163	
April	178	
May	178	
June	178	

QUALITY

	Quantity	Base Number	Contract	AT	Region	England
% of FP17s for the same patient ID Re-attending within 3 months - Children	0	0	N/A	9.9%	11.5%	11.6%
% of FP17s for the same patient ID Re-attending within 3 months - Adults	2	72	2.8%	15.2%	16.5%	15.5%
% of FP17s for the same patient ID Re-attending between 3 & 9 months - Children	0	0	N/A	48.8%	48.5%	58.8%
% of FP17s for the same patient ID Re-attending between 3 & 9 months - Adults	2	72	2.8%	38.8%	39.1%	51.1%
% of FP17s for Band 1 Urgent Courses	1	66	1.5%	10.1%	10.6%	9.0%
% of FP17s Relating to Free Repair or Replacements	0	66	0.0%	0.6%	0.5%	0.8%
% of FP17s Relating to Continuations	0	66	0.0%	0.8%	0.7%	0.9%
% of Patients satisfied with the dentistry they have received	0	0	N/A	91.6%	90.5%	93.3%
% of Patients satisfied with the time they had to wait for an appointment	0	0	N/A	87.5%	85.1%	88.9%

* This is based on patients treated on this contract for their most recent course of treatment. Figures in italics indicate the base number of FP17s or Patient Questionnaire responses are less than 100. N/A is shown where the base number of responses is less than 10 during the period. % is calculated as Quantity/Base number*100

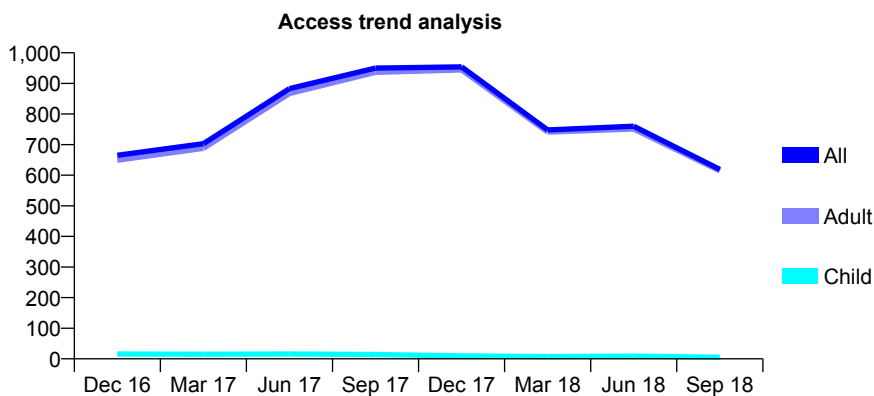
Q63 - Vital Signs At a Glance Contract Report for 122300/0005 - September 2018

Name or company name	Splendent Care Ltd
Contract type name	PDS Contract
Purpose of contract	General
Contract start date	01/09/2010
Contract end date	30/06/2018

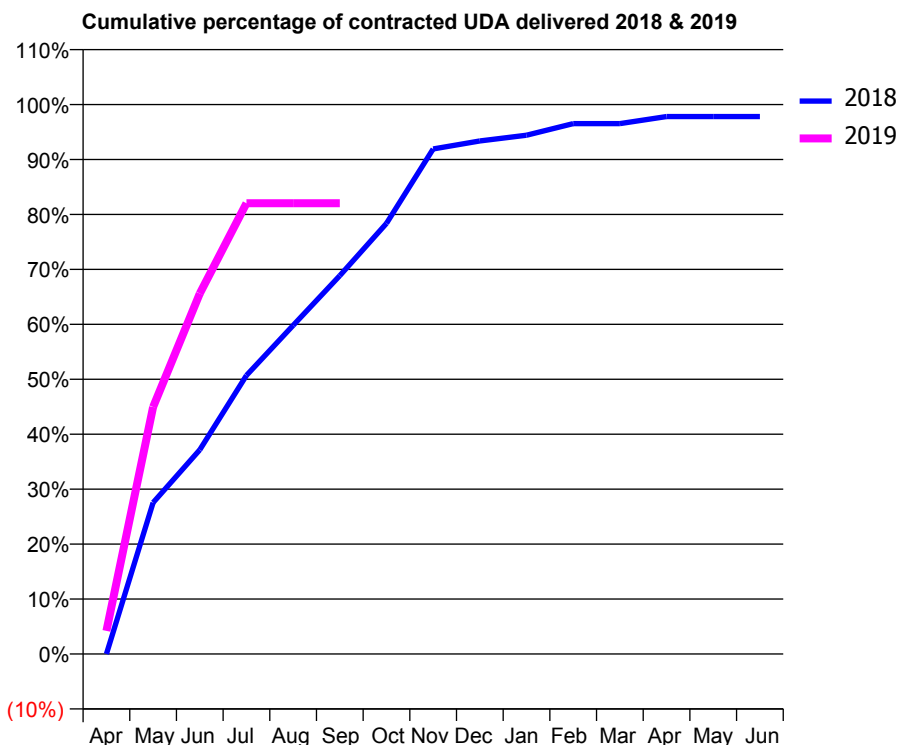
18/19 Contracted general activity (UDA)	500
Carry forward general activity (UDA)	0
18/19 Contracted orthodontic activity (UOA)	0
Carry forward orthodontic activity (UOA)	0
Baseline contract value	£24,341.62

ACCESS*

Patients seen in 24 months	Total	Change since previous quarter
Quarter ending September 2017	950	
Quarter ending December 2017	954	→
Quarter ending March 2018	748	↓
Quarter ending June 2018	760	→
Quarter ending September 2018	619	↓
Variance since September 2017	(34.8%)	↓



ACTIVITY



Month	Adjusted Scheduled Activity (UDA)	
	2018	2019
April	0	21
May	551	225
June	743	328
July	1,014	410
August	1,196	410
September	1,377	410
October	1,567	
November	1,838	
December	1,867	
January	1,888	
February	1,930	
March	1,930	
April	1,956	
May	1,956	
June	1,956	

QUALITY

	Quantity	Base Number	Contract	AT	Region	England
% of FP17s for the same patient ID Re-attending within 3 months - Children	0	4	0.0%	9.9%	11.5%	11.6%
% of FP17s for the same patient ID Re-attending within 3 months - Adults	2	147	1.4%	15.2%	16.5%	15.5%
% of FP17s for the same patient ID Re-attending between 3 & 9 months - Children	0	4	0.0%	48.8%	48.5%	58.8%
% of FP17s for the same patient ID Re-attending between 3 & 9 months - Adults	2	147	1.4%	38.8%	39.1%	51.1%
% of FP17s for Band 1 Urgent Courses	6	141	4.3%	10.1%	10.6%	9.0%
% of FP17s Relating to Free Repair or Replacements	0	141	0.0%	0.6%	0.5%	0.8%
% of FP17s Relating to Continuations	0	141	0.0%	0.8%	0.7%	0.9%
% of Patients satisfied with the dentistry they have received	0	0	N/A	91.6%	90.5%	93.3%
% of Patients satisfied with the time they had to wait for an appointment	0	0	N/A	87.5%	85.1%	88.9%

* This is based on patients treated on this contract for their most recent course of treatment. Figures in italics indicate the base number of FP17s or Patient Questionnaire responses are less than 100. N/A is shown where the base number of responses is less than 10 during the period. % is calculated as Quantity/Base number*100

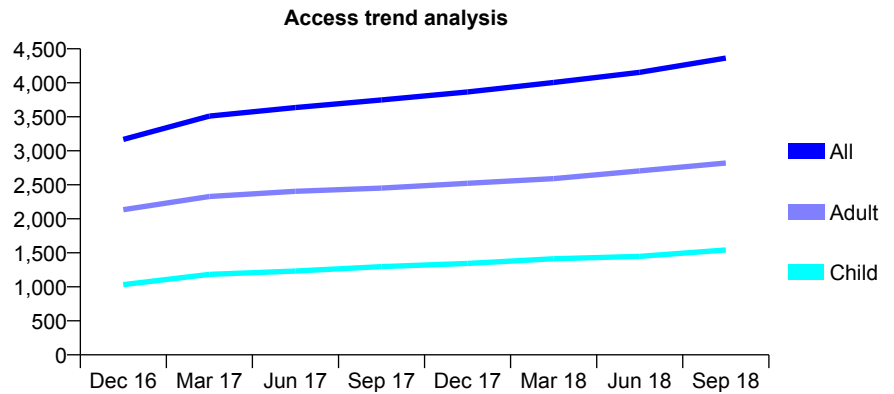
Q63 - Vital Signs At a Glance Contract Report for 122564/0001 - September 2018

Name or company name	Westbury Dental Care
Contract type name	GDS Contract
Purpose of contract	General
Contract start date	01/11/2013
Contract end date	

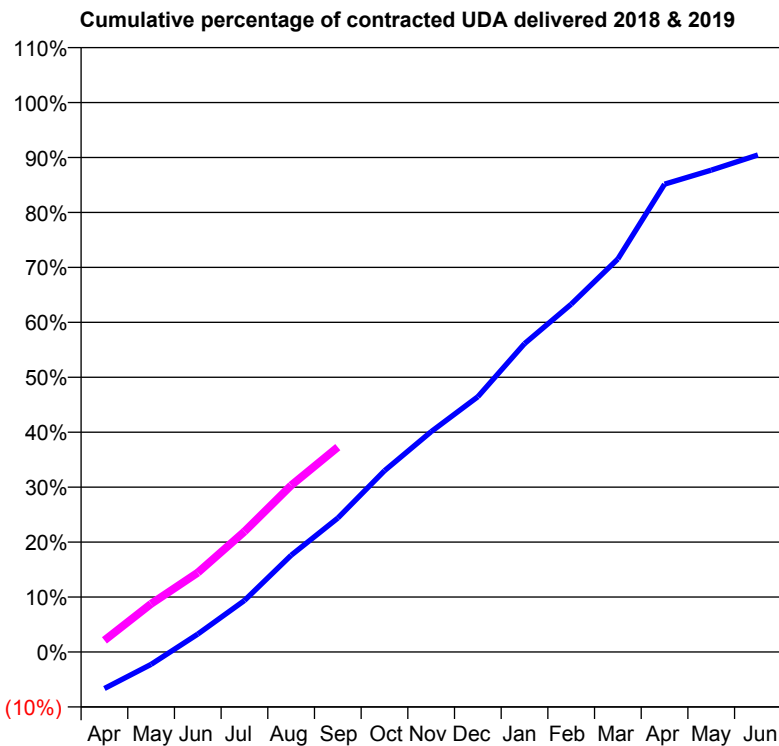
18/19 Contracted general activity (UDA)	10,000
Carry forward general activity (UDA)	0
18/19 Contracted orthodontic activity (UOA)	0
Carry forward orthodontic activity (UOA)	0
Baseline contract value	£292,217.57

ACCESS*

Patients seen in 24 months	Total	Change since previous quarter
Quarter ending September 2017	3,749	
Quarter ending December 2017	3,866	↑
Quarter ending March 2018	4,004	↑
Quarter ending June 2018	4,153	↑
Quarter ending September 2018	4,363	↑
Variance since September 2017	16.4%	↑



ACTIVITY



Month	Adjusted Scheduled Activity (UDA)	
	2018	2019
April	-667	213
May	-226	878
June	327	1,445
July	938	2,192
August	1,761	3,032
September	2,437	3,728
October	3,300	
November	4,010	
December	4,645	
January	5,611	
February	6,331	
March	7,154	
April	8,514	
May	8,768	
June	9,045	

QUALITY

	Quantity	Base Number	Contract	AT	Region	England
% of FP17s for the same patient ID Re-attending within 3 months - Children	147	1,369	10.7%	9.9%	11.5%	11.6%
% of FP17s for the same patient ID Re-attending within 3 months - Adults	343	1,713	20.0%	15.2%	16.5%	15.5%
% of FP17s for the same patient ID Re-attending between 3 & 9 months - Children	741	1,369	54.1%	48.8%	48.5%	58.8%
% of FP17s for the same patient ID Re-attending between 3 & 9 months - Adults	484	1,713	28.3%	38.8%	39.1%	51.1%
% of FP17s for Band 1 Urgent Courses	268	2,020	13.3%	10.1%	10.6%	9.0%
% of FP17s Relating to Free Repair or Replacements	16	2,020	0.8%	0.6%	0.5%	0.8%
% of FP17s Relating to Continuations	5	2,020	0.2%	0.8%	0.7%	0.9%
% of Patients satisfied with the dentistry they have received	2	3	N/A	91.6%	90.5%	93.3%
% of Patients satisfied with the time they had to wait for an appointment	2	3	N/A	87.5%	85.1%	88.9%

* This is based on patients treated on this contract for their most recent course of treatment. Figures in italics indicate the base number of FP17s or Patient Questionnaire responses are less than 100. N/A is shown where the base number of responses is less than 10 during the period. % is calculated as Quantity/Base number*100

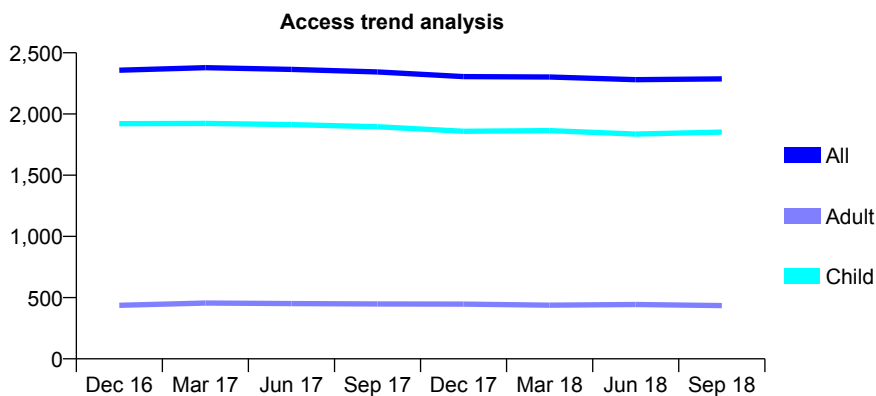
Q63 - Vital Signs At a Glance Contract Report for 123226/0001 - September 2018

Name or company name	Anand Dinker Patel
Contract type name	GDS Contract
Purpose of contract	General
Contract start date	01/09/2014
Contract end date	

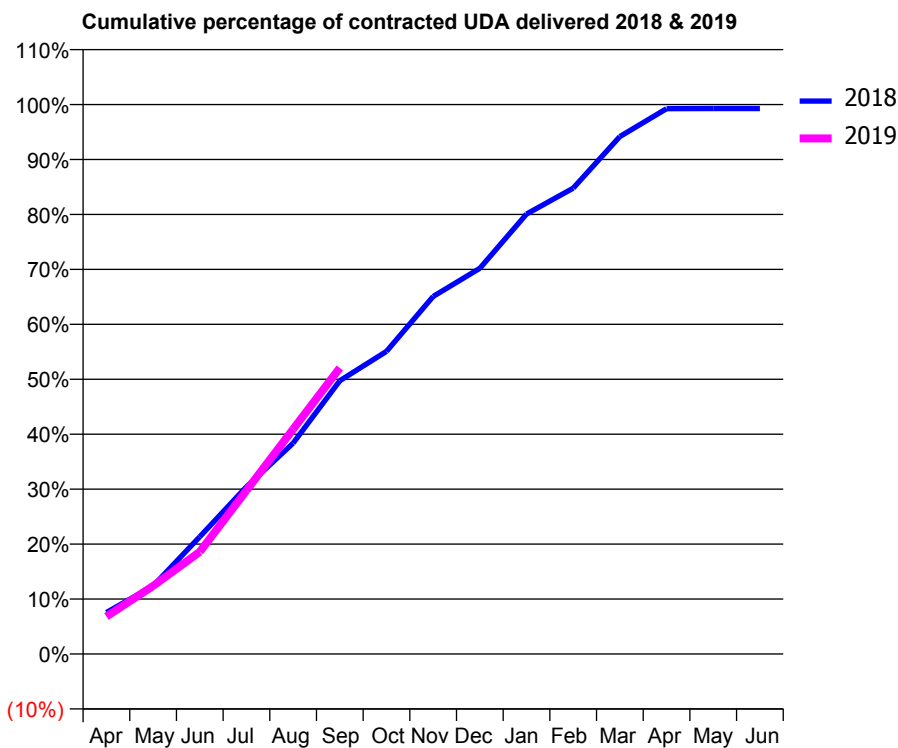
18/19 Contracted general activity (UDA)	4,200
Carry forward general activity (UDA)	31
18/19 Contracted orthodontic activity (UOA)	0
Carry forward orthodontic activity (UOA)	0
Baseline contract value	£93,225.01

ACCESS*

Patients seen in 24 months	Total	Change since previous quarter
Quarter ending September 2017	2,344	
Quarter ending December 2017	2,306	↓
Quarter ending March 2018	2,302	→
Quarter ending June 2018	2,280	→
Quarter ending September 2018	2,287	→
Variance since September 2017	(2.4%)	↓



ACTIVITY



Month	Adjusted Scheduled Activity (UDA)	
	2018	2019
April	317	287
May	520	520
June	896	781
July	1,279	1,250
August	1,612	1,719
September	2,089	2,187
October	2,313	
November	2,733	
December	2,948	
January	3,363	
February	3,561	
March	3,955	
April	4,168	
May	4,169	
June	4,169	

QUALITY

	Quantity	Base Number	Contract	AT	Region	England
% of FP17s for the same patient ID Re-attending within 3 months - Children	92	1,348	6.8%	9.9%	11.5%	11.6%
% of FP17s for the same patient ID Re-attending within 3 months - Adults	5	192	2.6%	15.2%	16.5%	15.5%
% of FP17s for the same patient ID Re-attending between 3 & 9 months - Children	757	1,348	56.2%	48.8%	48.5%	58.8%
% of FP17s for the same patient ID Re-attending between 3 & 9 months - Adults	83	192	43.2%	38.8%	39.1%	51.1%
% of FP17s for Band 1 Urgent Courses	56	1,421	3.9%	10.1%	10.6%	9.0%
% of FP17s Relating to Free Repair or Replacements	0	1,421	0.0%	0.6%	0.5%	0.8%
% of FP17s Relating to Continuations	0	1,421	0.0%	0.8%	0.7%	0.9%
% of Patients satisfied with the dentistry they have received	2	2	N/A	91.6%	90.5%	93.3%
% of Patients satisfied with the time they had to wait for an appointment	2	2	N/A	87.5%	85.1%	88.9%

* This is based on patients treated on this contract for their most recent course of treatment. Figures in italics indicate the base number of FP17s or Patient Questionnaire responses are less than 100. N/A is shown where the base number of responses is less than 10 during the period. % is calculated as Quantity/Base number*100

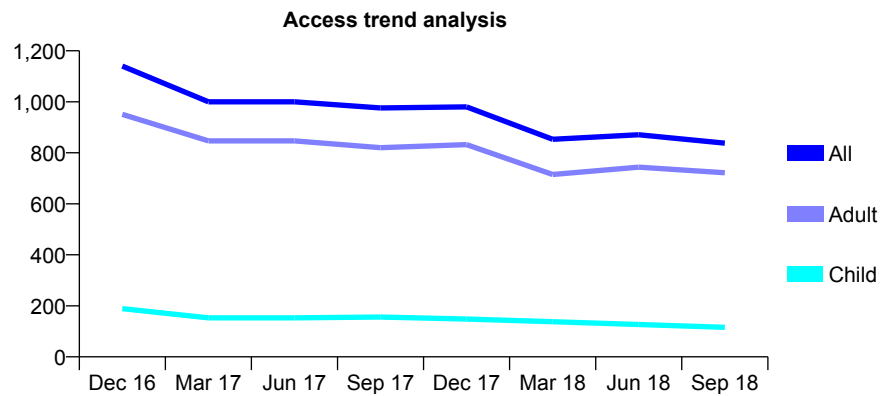
Q63 - Vital Signs At a Glance Contract Report for 124656/0001 - September 2018

Name or company name	Bhageerutty Smiles Ltd
Contract type name	GDS Contract
Purpose of contract	General
Contract start date	01/04/2009
Contract end date	

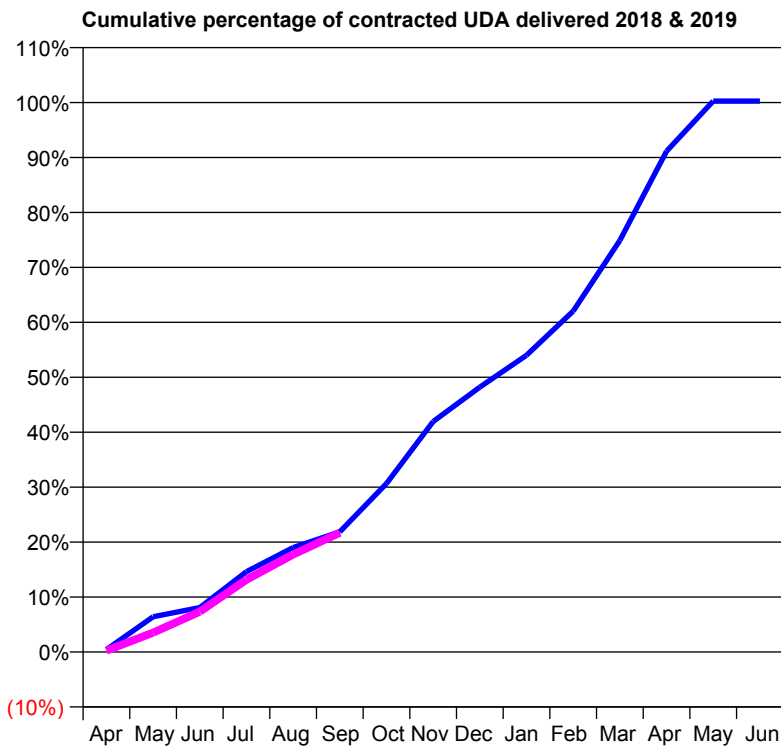
18/19 Contracted general activity (UDA)	7,265
Carry forward general activity (UDA)	-18
18/19 Contracted orthodontic activity (UOA)	0
Carry forward orthodontic activity (UOA)	0
Baseline contract value	£236,992.12

ACCESS*

Patients seen in 24 months	Total	Change since previous quarter
Quarter ending September 2017	976	
Quarter ending December 2017	980	→
Quarter ending March 2018	853	↓
Quarter ending June 2018	871	↑
Quarter ending September 2018	838	↓
Variance since September 2017	(14.1%)	↓



ACTIVITY



Month	Adjusted Scheduled Activity (UDA)	
	2018	2019
April	32	18
May	467	257
June	587	534
July	1,062	956
August	1,381	1,290
September	1,590	1,576
October	2,228	
November	3,047	
December	3,502	
January	3,923	
February	4,507	
March	5,441	
April	6,622	
May	7,283	
June	7,283	

QUALITY

	Quantity	Base Number	Contract	AT	Region	England
% of FP17s for the same patient ID Re-attending within 3 months - Children	3	34	8.8%	9.9%	11.5%	11.6%
% of FP17s for the same patient ID Re-attending within 3 months - Adults	182	455	40.0%	15.2%	16.5%	15.5%
% of FP17s for the same patient ID Re-attending between 3 & 9 months - Children	10	34	29.4%	48.8%	48.5%	58.8%
% of FP17s for the same patient ID Re-attending between 3 & 9 months - Adults	67	455	14.7%	38.8%	39.1%	51.1%
% of FP17s for Band 1 Urgent Courses	16	276	5.8%	10.1%	10.6%	9.0%
% of FP17s Relating to Free Repair or Replacements	0	276	0.0%	0.6%	0.5%	0.8%
% of FP17s Relating to Continuations	1	276	0.4%	0.8%	0.7%	0.9%
% of Patients satisfied with the dentistry they have received	0	0	N/A	91.6%	90.5%	93.3%
% of Patients satisfied with the time they had to wait for an appointment	0	0	N/A	87.5%	85.1%	88.9%

* This is based on patients treated on this contract for their most recent course of treatment. Figures in italics indicate the base number of FP17s or Patient Questionnaire responses are less than 100. N/A is shown where the base number of responses is less than 10 during the period. % is calculated as Quantity/Base number*100

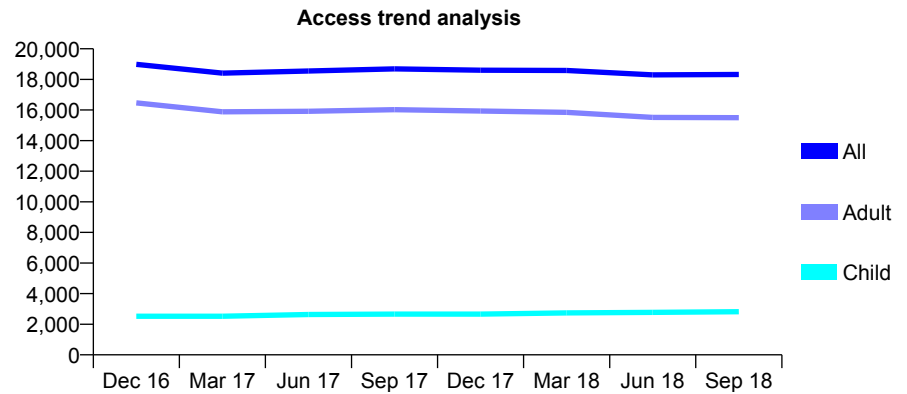
Q63 - Vital Signs At a Glance Contract Report for 124796/0001 - September 2018

Name or company name	Progenics Ltd
Contract type name	GDS Contract
Purpose of contract	General
Contract start date	01/11/2009
Contract end date	

18/19 Contracted general activity (UDA)	41,300
Carry forward general activity (UDA)	-826
18/19 Contracted orthodontic activity (UOA)	0
Carry forward orthodontic activity (UOA)	0
Baseline contract value	£1,206,588.89

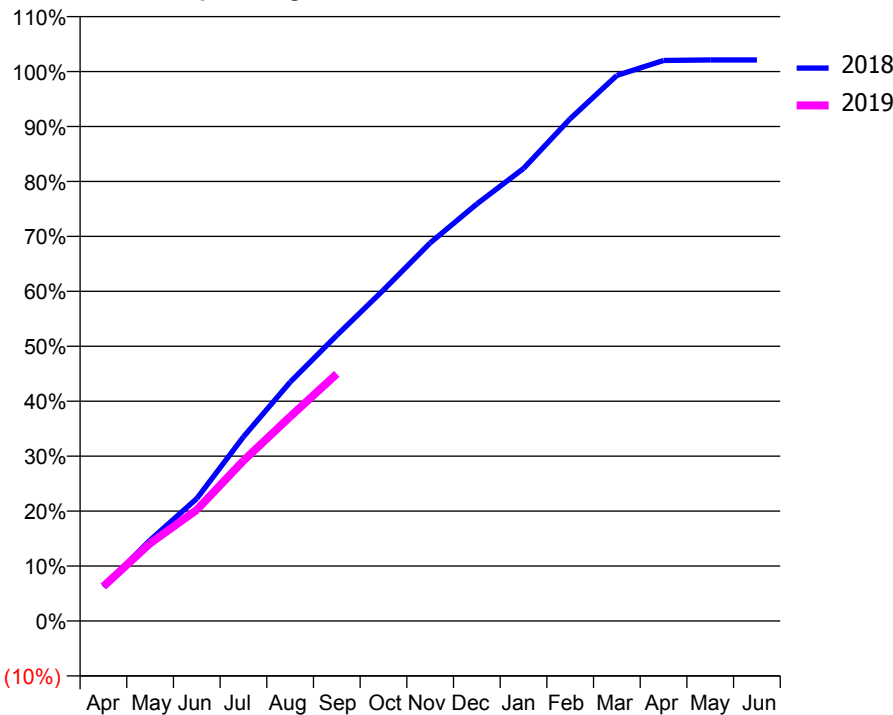
ACCESS*

Patients seen in 24 months	Total	Change since previous quarter
Quarter ending September 2017	18,690	
Quarter ending December 2017	18,601	→
Quarter ending March 2018	18,583	→
Quarter ending June 2018	18,294	↓
Quarter ending September 2018	18,320	→
Variance since September 2017	(2.0%)	↓



ACTIVITY

Cumulative percentage of contracted UDA delivered 2018 & 2019



Month	Adjusted Scheduled Activity (UDA)	
	2018	2019
April	2,569	2,598
May	6,081	5,834
June	9,210	8,358
July	13,844	12,052
August	17,956	15,362
September	21,470	18,578
October	24,883	
November	28,416	
December	31,345	
January	34,012	
February	37,749	
March	41,004	
April	42,125	
May	42,164	
June	42,164	

QUALITY

	Quantity	Base Number	Contract	AT	Region	England
% of FP17s for the same patient ID Re-attending within 3 months - Children	89	1,690	5.3%	9.9%	11.5%	11.6%
% of FP17s for the same patient ID Re-attending within 3 months - Adults	640	7,060	9.1%	15.2%	16.5%	15.5%
% of FP17s for the same patient ID Re-attending between 3 & 9 months - Children	799	1,690	47.3%	48.8%	48.5%	58.8%
% of FP17s for the same patient ID Re-attending between 3 & 9 months - Adults	2,311	7,060	32.7%	38.8%	39.1%	51.1%
% of FP17s for Band 1 Urgent Courses	1,117	8,151	13.7%	10.1%	10.6%	9.0%
% of FP17s Relating to Free Repair or Replacements	43	8,151	0.5%	0.6%	0.5%	0.8%
% of FP17s Relating to Continuations	13	8,151	0.2%	0.8%	0.7%	0.9%
% of Patients satisfied with the dentistry they have received	2	3	N/A	91.6%	90.5%	93.3%
% of Patients satisfied with the time they had to wait for an appointment	3	3	N/A	87.5%	85.1%	88.9%

* This is based on patients treated on this contract for their most recent course of treatment. Figures in italics indicate the base number of FP17s or Patient Questionnaire responses are less than 100. N/A is shown where the base number of responses is less than 10 during the period. % is calculated as Quantity/Base number*100

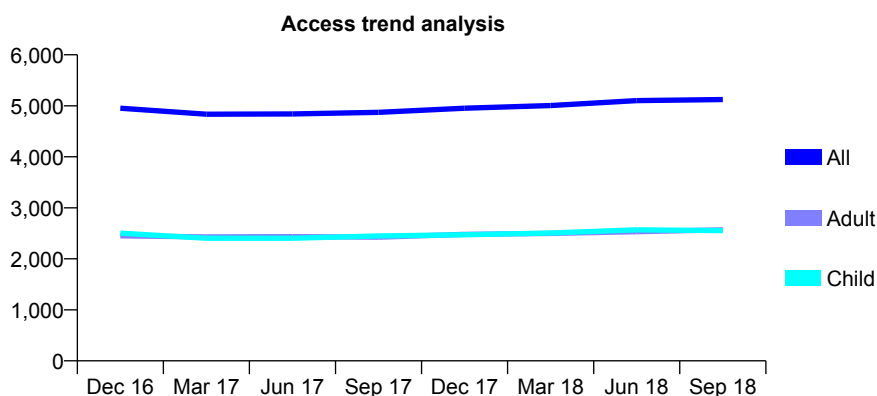
Q63 - Vital Signs At a Glance Contract Report for 124869/0001 - September 2018

Name or company name	M.K. Vasant & Associates
Contract type name	GDS Contract
Purpose of contract	General
Contract start date	01/04/2006
Contract end date	

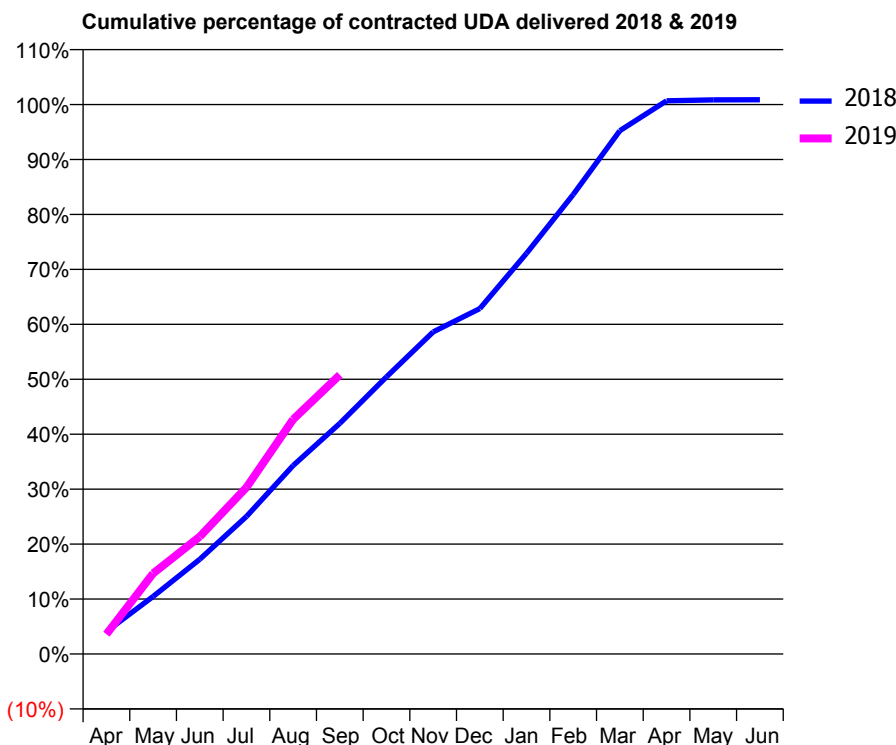
18/19 Contracted general activity (UDA)	12,500
Carry forward general activity (UDA)	-109
18/19 Contracted orthodontic activity (UOA)	0
Carry forward orthodontic activity (UOA)	0
Baseline contract value	£311,240.37

ACCESS*

Patients seen in 24 months	Total	Change since previous quarter
Quarter ending September 2017	4,873	
Quarter ending December 2017	4,952	→
Quarter ending March 2018	5,005	→
Quarter ending June 2018	5,101	→
Quarter ending September 2018	5,122	→
Variance since September 2017	5.1%	↑



ACTIVITY



Adjusted Scheduled Activity (UDA)		
Month	2018	2019
April	511	451
May	1,309	1,835
June	2,156	2,669
July	3,128	3,791
August	4,286	5,336
September	5,245	6,352
October	6,304	
November	7,326	
December	7,858	
January	9,115	
February	10,450	
March	11,904	
April	12,585	
May	12,605	
June	12,609	

QUALITY

	Quantity	Base Number	Contract	AT	Region	England
% of FP17s for the same patient ID Re-attending within 3 months - Children	175	1,875	9.3%	9.9%	11.5%	11.6%
% of FP17s for the same patient ID Re-attending within 3 months - Adults	298	1,499	19.9%	15.2%	16.5%	15.5%
% of FP17s for the same patient ID Re-attending between 3 & 9 months - Children	869	1,875	46.3%	48.8%	48.5%	58.8%
% of FP17s for the same patient ID Re-attending between 3 & 9 months - Adults	507	1,499	33.8%	38.8%	39.1%	51.1%
% of FP17s for Band 1 Urgent Courses	249	2,837	8.8%	10.1%	10.6%	9.0%
% of FP17s Relating to Free Repair or Replacements	6	2,837	0.2%	0.6%	0.5%	0.8%
% of FP17s Relating to Continuations	2	2,837	0.1%	0.8%	0.7%	0.9%
% of Patients satisfied with the dentistry they have received	0	1	N/A	91.6%	90.5%	93.3%
% of Patients satisfied with the time they had to wait for an appointment	0	1	N/A	87.5%	85.1%	88.9%

* This is based on patients treated on this contract for their most recent course of treatment. Figures in italics indicate the base number of FP17s or Patient Questionnaire responses are less than 100. N/A is shown where the base number of responses is less than 10 during the period. % is calculated as Quantity/Base number*100

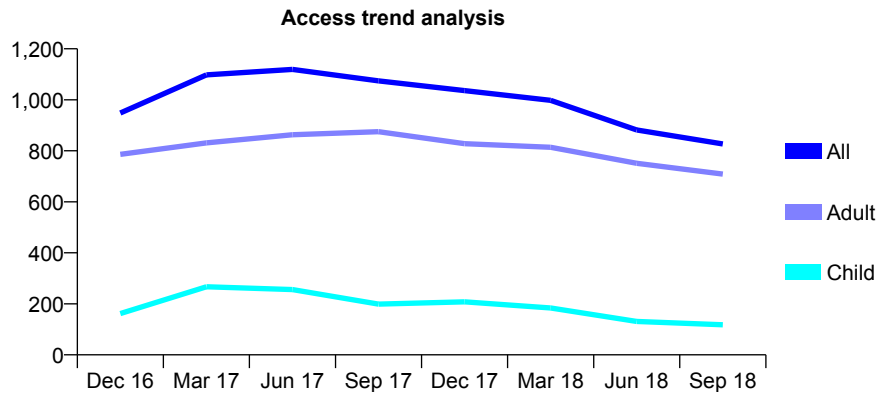
Q63 - Vital Signs At a Glance Contract Report for 124869/0002 - September 2018

Name or company name	M.K. Vasant & Associates
Contract type name	GDS Contract
Purpose of contract	General
Contract start date	01/04/2006
Contract end date	

18/19 Contracted general activity (UDA)	2,831
Carry forward general activity (UDA)	18
18/19 Contracted orthodontic activity (UOA)	0
Carry forward orthodontic activity (UOA)	0
Baseline contract value	£76,633.88

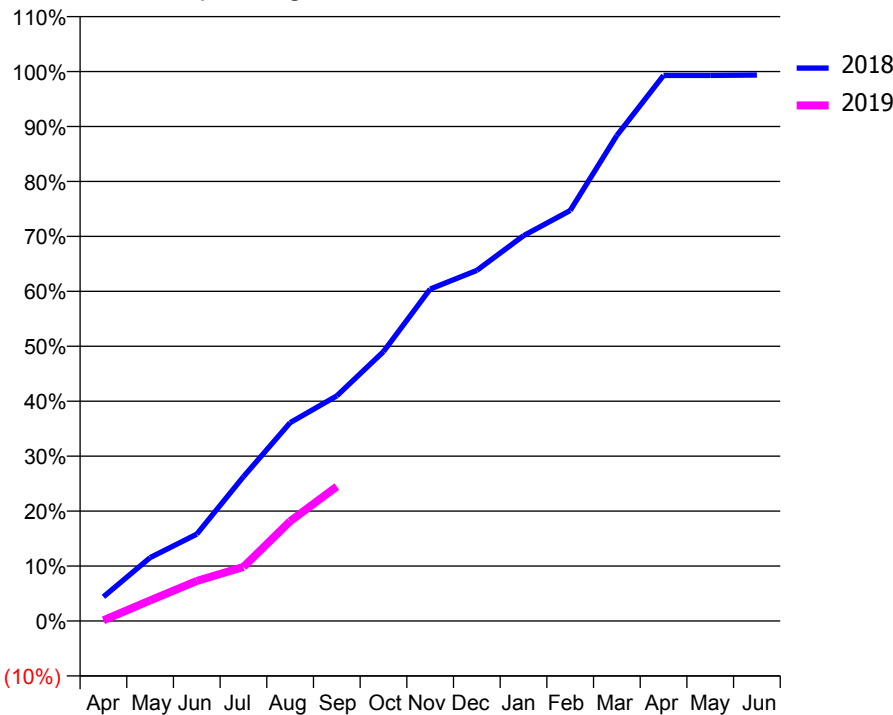
ACCESS*

Patients seen in 24 months	Total	Change since previous quarter
Quarter ending September 2017	1,074	
Quarter ending December 2017	1,036	↓
Quarter ending March 2018	998	↓
Quarter ending June 2018	882	↓
Quarter ending September 2018	827	↓
Variance since September 2017	(23.0%)	↓



ACTIVITY

Cumulative percentage of contracted UDA delivered 2018 & 2019



Adjusted Scheduled Activity (UDA)		
Month	2018	2019
April	125	4
May	327	106
June	447	206
July	744	279
August	1,022	514
September	1,160	693
October	1,388	
November	1,710	
December	1,806	
January	1,985	
February	2,115	
March	2,502	
April	2,811	
May	2,811	
June	2,813	

QUALITY

	Quantity	Base Number	Contract	AT	Region	England
% of FP17s for the same patient ID Re-attending within 3 months - Children	0	69	0.0%	9.9%	11.5%	11.6%
% of FP17s for the same patient ID Re-attending within 3 months - Adults	18	270	6.7%	15.2%	16.5%	15.5%
% of FP17s for the same patient ID Re-attending between 3 & 9 months - Children	8	69	11.6%	48.8%	48.5%	58.8%
% of FP17s for the same patient ID Re-attending between 3 & 9 months - Adults	76	270	28.1%	38.8%	39.1%	51.1%
% of FP17s for Band 1 Urgent Courses	18	255	7.1%	10.1%	10.6%	9.0%
% of FP17s Relating to Free Repair or Replacements	2	255	0.8%	0.6%	0.5%	0.8%
% of FP17s Relating to Continuations	4	255	1.6%	0.8%	0.7%	0.9%
% of Patients satisfied with the dentistry they have received	0	0	N/A	91.6%	90.5%	93.3%
% of Patients satisfied with the time they had to wait for an appointment	0	0	N/A	87.5%	85.1%	88.9%

* This is based on patients treated on this contract for their most recent course of treatment. Figures in italics indicate the base number of FP17s or Patient Questionnaire responses are less than 100. N/A is shown where the base number of responses is less than 10 during the period. % is calculated as Quantity/Base number*100

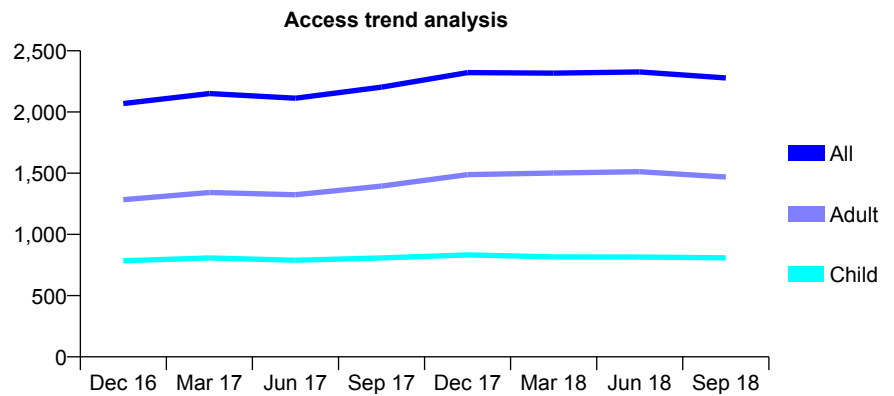
Q63 - Vital Signs At a Glance Contract Report for 124966/0001 - September 2018

Name or company name	Malden Dental Care
Contract type name	GDS Contract
Purpose of contract	General
Contract start date	01/06/2010
Contract end date	

18/19 Contracted general activity (UDA)	5,300
Carry forward general activity (UDA)	-3
18/19 Contracted orthodontic activity (UOA)	0
Carry forward orthodontic activity (UOA)	0
Baseline contract value	£148,566.25

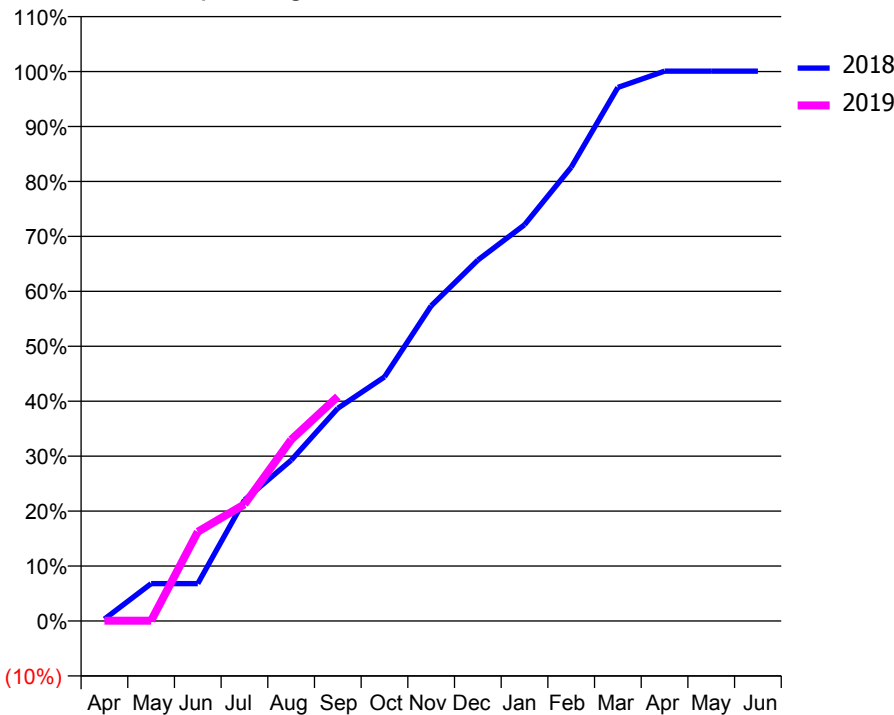
ACCESS*

Patients seen in 24 months	Total	Change since previous quarter
Quarter ending September 2017	2,203	
Quarter ending December 2017	2,322	↑
Quarter ending March 2018	2,318	→
Quarter ending June 2018	2,327	→
Quarter ending September 2018	2,278	↓
Variance since September 2017	3.4%	↑



ACTIVITY

Cumulative percentage of contracted UDA delivered 2018 & 2019



Month	Adjusted Scheduled Activity (UDA)	
	2018	2019
April	19	3
May	361	3
June	361	861
July	1,167	1,126
August	1,550	1,749
September	2,052	2,166
October	2,354	
November	3,040	
December	3,481	
January	3,821	
February	4,377	
March	5,147	
April	5,303	
May	5,303	
June	5,303	

QUALITY

	Quantity	Base Number	Contract	AT	Region	England
% of FP17s for the same patient ID Re-attending within 3 months - Children	26	480	5.4%	9.9%	11.5%	11.6%
% of FP17s for the same patient ID Re-attending within 3 months - Adults	89	701	12.7%	15.2%	16.5%	15.5%
% of FP17s for the same patient ID Re-attending between 3 & 9 months - Children	199	480	41.5%	48.8%	48.5%	58.8%
% of FP17s for the same patient ID Re-attending between 3 & 9 months - Adults	285	701	40.7%	38.8%	39.1%	51.1%
% of FP17s for Band 1 Urgent Courses	93	1,117	8.3%	10.1%	10.6%	9.0%
% of FP17s Relating to Free Repair or Replacements	3	1,117	0.3%	0.6%	0.5%	0.8%
% of FP17s Relating to Continuations	2	1,117	0.2%	0.8%	0.7%	0.9%
% of Patients satisfied with the dentistry they have received	2	2	N/A	91.6%	90.5%	93.3%
% of Patients satisfied with the time they had to wait for an appointment	2	2	N/A	87.5%	85.1%	88.9%

* This is based on patients treated on this contract for their most recent course of treatment. Figures in italics indicate the base number of FP17s or Patient Questionnaire responses are less than 100. N/A is shown where the base number of responses is less than 10 during the period. % is calculated as Quantity/Base number*100

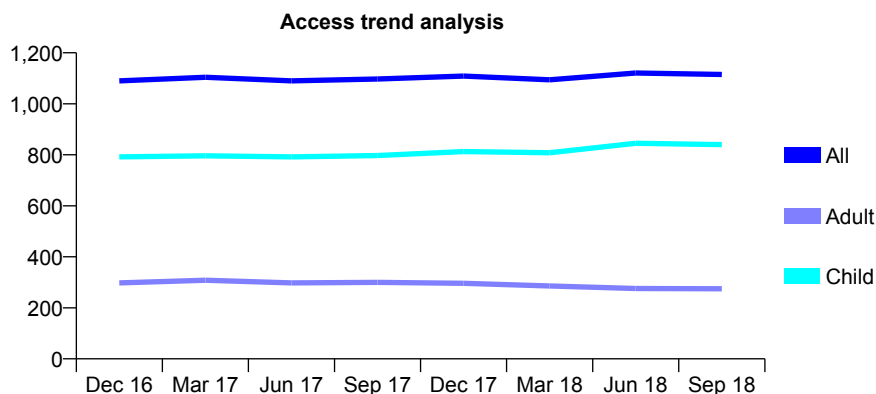
Q63 - Vital Signs At a Glance Contract Report for 125180/0001 - September 2018

Name or company name	Haynes Dental Ltd
Contract type name	GDS Contract
Purpose of contract	General
Contract start date	01/04/2012
Contract end date	

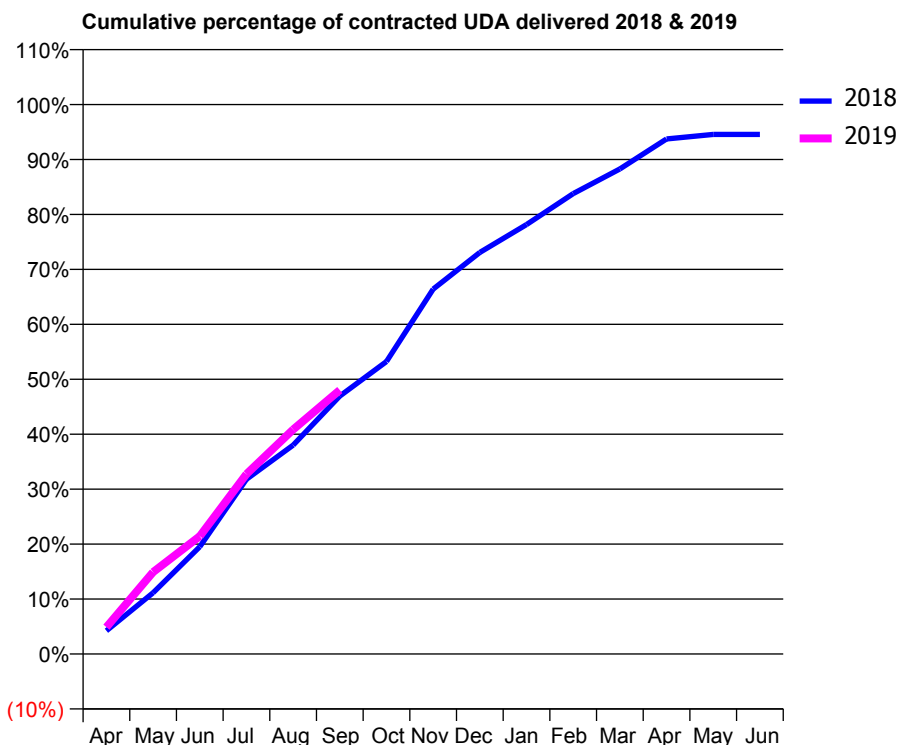
18/19 Contracted general activity (UDA)	2,430
Carry forward general activity (UDA)	0
18/19 Contracted orthodontic activity (UOA)	0
Carry forward orthodontic activity (UOA)	0
Baseline contract value	£58,173.12

ACCESS*

Patients seen in 24 months	Total	Change since previous quarter
Quarter ending September 2017	1,097	
Quarter ending December 2017	1,109	→
Quarter ending March 2018	1,094	↓
Quarter ending June 2018	1,121	↑
Quarter ending September 2018	1,115	→
Variance since September 2017	1.6%	→



ACTIVITY



Adjusted Scheduled Activity (UDA)		
Month	2018	2019
April	103	119
May	271	363
June	475	521
July	773	796
August	924	993
September	1,141	1,167
October	1,293	
November	1,614	
December	1,776	
January	1,899	
February	2,036	
March	2,145	
April	2,278	
May	2,298	
June	2,298	

QUALITY

	Quantity	Base Number	Contract	AT	Region	England
% of FP17s for the same patient ID Re-attending within 3 months - Children	45	617	7.3%	9.9%	11.5%	11.6%
% of FP17s for the same patient ID Re-attending within 3 months - Adults	21	140	15.0%	15.2%	16.5%	15.5%
% of FP17s for the same patient ID Re-attending between 3 & 9 months - Children	276	617	44.7%	48.8%	48.5%	58.8%
% of FP17s for the same patient ID Re-attending between 3 & 9 months - Adults	57	140	40.7%	38.8%	39.1%	51.1%
% of FP17s for Band 1 Urgent Courses	10	678	1.5%	10.1%	10.6%	9.0%
% of FP17s Relating to Free Repair or Replacements	0	678	0.0%	0.6%	0.5%	0.8%
% of FP17s Relating to Continuations	21	678	3.1%	0.8%	0.7%	0.9%
% of Patients satisfied with the dentistry they have received	0	0	N/A	91.6%	90.5%	93.3%
% of Patients satisfied with the time they had to wait for an appointment	0	0	N/A	87.5%	85.1%	88.9%

* This is based on patients treated on this contract for their most recent course of treatment. Figures in italics indicate the base number of FP17s or Patient Questionnaire responses are less than 100. N/A is shown where the base number of responses is less than 10 during the period. % is calculated as Quantity/Base number*100

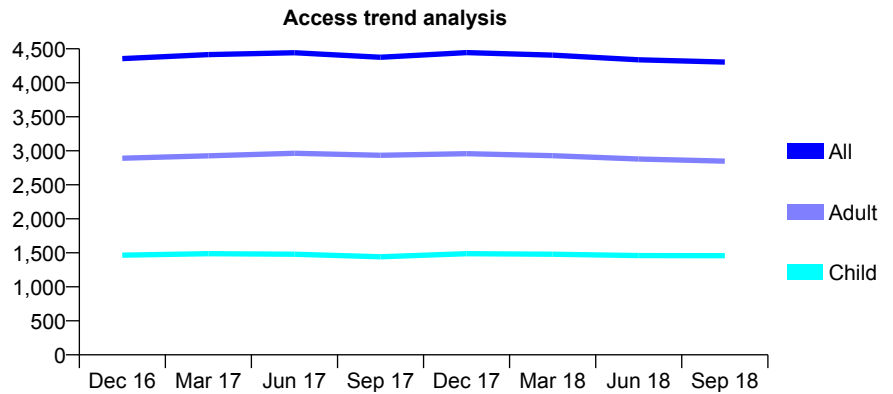
Q63 - Vital Signs At a Glance Contract Report for 125482/0001 - September 2018

Name or company name	Linden Lodge Dental Practice
Contract type name	GDS Contract
Purpose of contract	General
Contract start date	01/04/2010
Contract end date	

18/19 Contracted general activity (UDA)	13,278
Carry forward general activity (UDA)	89
18/19 Contracted orthodontic activity (UOA)	0
Carry forward orthodontic activity (UOA)	0
Baseline contract value	£367,003.02

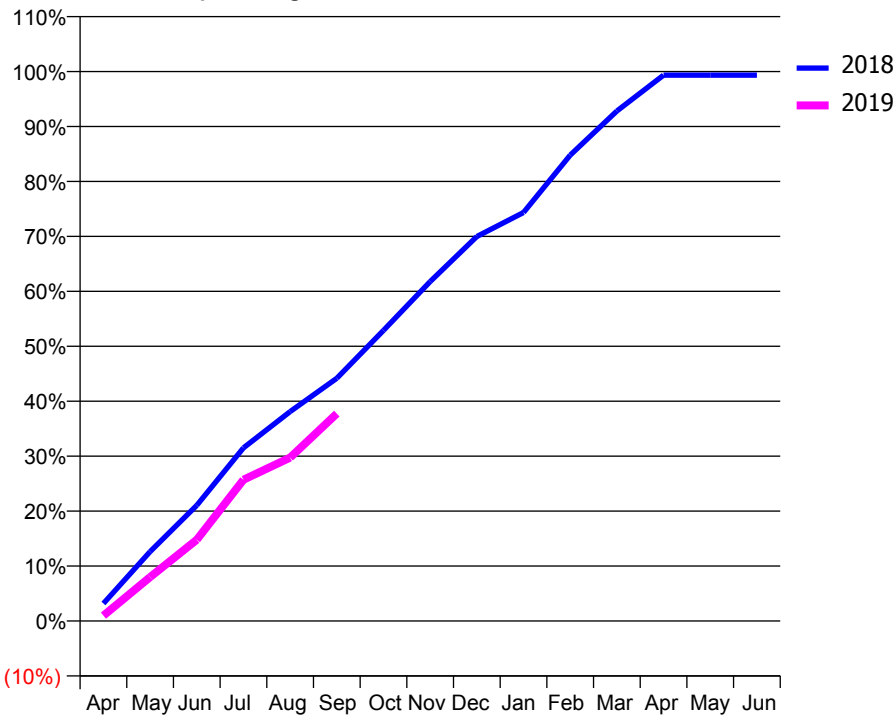
ACCESS*

Patients seen in 24 months	Total	Change since previous quarter
Quarter ending September 2017	4,376	
Quarter ending December 2017	4,445	→
Quarter ending March 2018	4,407	→
Quarter ending June 2018	4,339	↓
Quarter ending September 2018	4,305	→
Variance since September 2017	(1.6%)	↓



ACTIVITY

Cumulative percentage of contracted UDA delivered 2018 & 2019



Month	Adjusted Scheduled Activity (UDA)	
	2018	2019
April	424	130
May	1,677	1,061
June	2,794	1,965
July	4,183	3,415
August	5,060	3,949
September	5,867	5,012
October	7,023	
November	8,203	
December	9,290	
January	9,870	
February	11,258	
March	12,323	
April	13,188	
May	13,189	
June	13,189	

QUALITY

	Quantity	Base Number	Contract	AT	Region	England
% of FP17s for the same patient ID Re-attending within 3 months - Children	36	679	5.3%	9.9%	11.5%	11.6%
% of FP17s for the same patient ID Re-attending within 3 months - Adults	112	1,161	9.6%	15.2%	16.5%	15.5%
% of FP17s for the same patient ID Re-attending between 3 & 9 months - Children	193	679	28.4%	48.8%	48.5%	58.8%
% of FP17s for the same patient ID Re-attending between 3 & 9 months - Adults	306	1,161	26.4%	38.8%	39.1%	51.1%
% of FP17s for Band 1 Urgent Courses	147	1,661	8.9%	10.1%	10.6%	9.0%
% of FP17s Relating to Free Repair or Replacements	4	1,661	0.2%	0.6%	0.5%	0.8%
% of FP17s Relating to Continuations	0	1,661	0.0%	0.8%	0.7%	0.9%
% of Patients satisfied with the dentistry they have received	0	0	N/A	91.6%	90.5%	93.3%
% of Patients satisfied with the time they had to wait for an appointment	0	0	N/A	87.5%	85.1%	88.9%

* This is based on patients treated on this contract for their most recent course of treatment. Figures in italics indicate the base number of FP17s or Patient Questionnaire responses are less than 100. N/A is shown where the base number of responses is less than 10 during the period. % is calculated as Quantity/Base number*100

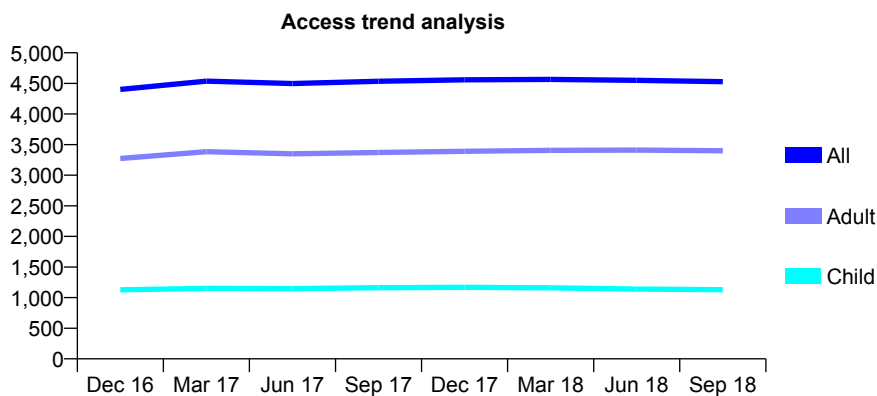
Q63 - Vital Signs At a Glance Contract Report for 125660/0001 - September 2018

Name or company name	Crook Log Dental Liimited
Contract type name	GDS Contract
Purpose of contract	General
Contract start date	01/04/2011
Contract end date	

18/19 Contracted general activity (UDA)	11,827
Carry forward general activity (UDA)	0
18/19 Contracted orthodontic activity (UOA)	0
Carry forward orthodontic activity (UOA)	0
Baseline contract value	£361,599.88

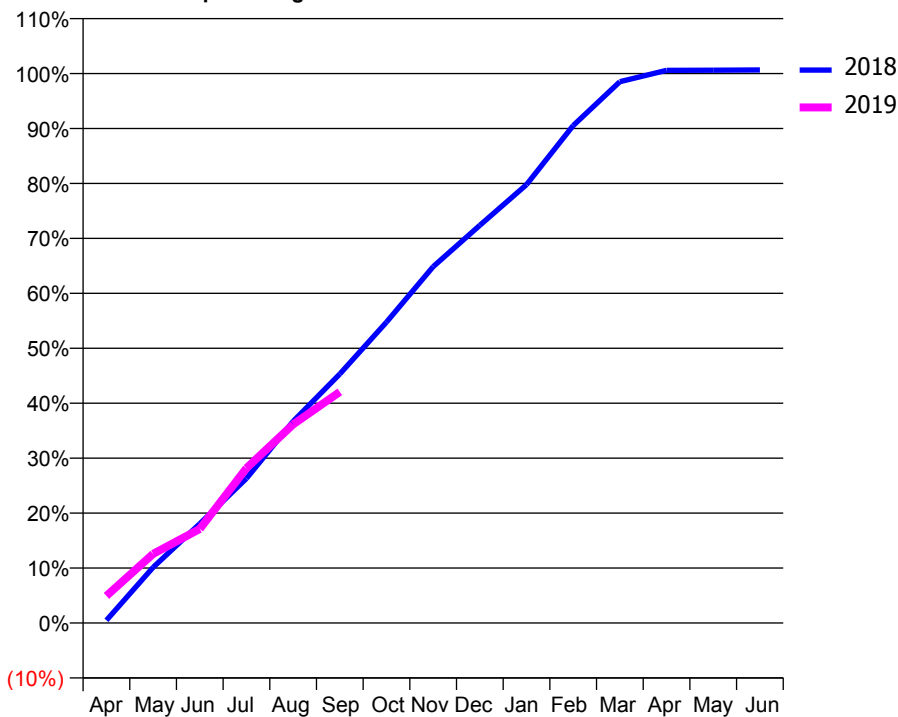
ACCESS*

Patients seen in 24 months	Total	Change since previous quarter
Quarter ending September 2017	4,534	
Quarter ending December 2017	4,559	→
Quarter ending March 2018	4,566	→
Quarter ending June 2018	4,550	→
Quarter ending September 2018	4,529	→
Variance since September 2017	(0.1%)	→



ACTIVITY

Cumulative percentage of contracted UDA delivered 2018 & 2019



Month	Adjusted Scheduled Activity (UDA)	
	2018	2019
April	58	585
May	1,161	1,487
June	2,070	2,026
July	3,016	3,333
August	4,206	4,274
September	5,195	4,974
October	6,278	
November	7,433	
December	8,296	
January	9,144	
February	10,377	
March	11,292	
April	11,527	
May	11,530	
June	11,536	

QUALITY

	Quantity	Base Number	Contract	AT	Region	England
% of FP17s for the same patient ID Re-attending within 3 months - Children	53	876	6.1%	9.9%	11.5%	11.6%
% of FP17s for the same patient ID Re-attending within 3 months - Adults	224	2,379	9.4%	15.2%	16.5%	15.5%
% of FP17s for the same patient ID Re-attending between 3 & 9 months - Children	541	876	61.8%	48.8%	48.5%	58.8%
% of FP17s for the same patient ID Re-attending between 3 & 9 months - Adults	1,592	2,379	66.9%	38.8%	39.1%	51.1%
% of FP17s for Band 1 Urgent Courses	232	2,753	8.4%	10.1%	10.6%	9.0%
% of FP17s Relating to Free Repair or Replacements	7	2,753	0.3%	0.6%	0.5%	0.8%
% of FP17s Relating to Continuations	0	2,753	0.0%	0.8%	0.7%	0.9%
% of Patients satisfied with the dentistry they have received	5	5	N/A	91.6%	90.5%	93.3%
% of Patients satisfied with the time they had to wait for an appointment	5	5	N/A	87.5%	85.1%	88.9%

* This is based on patients treated on this contract for their most recent course of treatment. Figures in italics indicate the base number of FP17s or Patient Questionnaire responses are less than 100. N/A is shown where the base number of responses is less than 10 during the period. % is calculated as Quantity/Base number*100

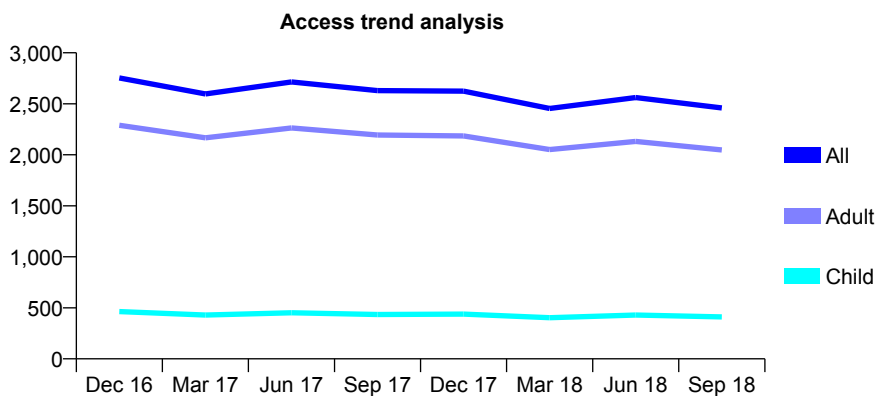
Q63 - Vital Signs At a Glance Contract Report for 125768/0001 - September 2018

Name or company name	Camberdent Ltd
Contract type name	GDS Contract
Purpose of contract	General
Contract start date	02/11/2009
Contract end date	

18/19 Contracted general activity (UDA)	8,500
Carry forward general activity (UDA)	0
18/19 Contracted orthodontic activity (UOA)	0
Carry forward orthodontic activity (UOA)	0
Baseline contract value	£266,913.01

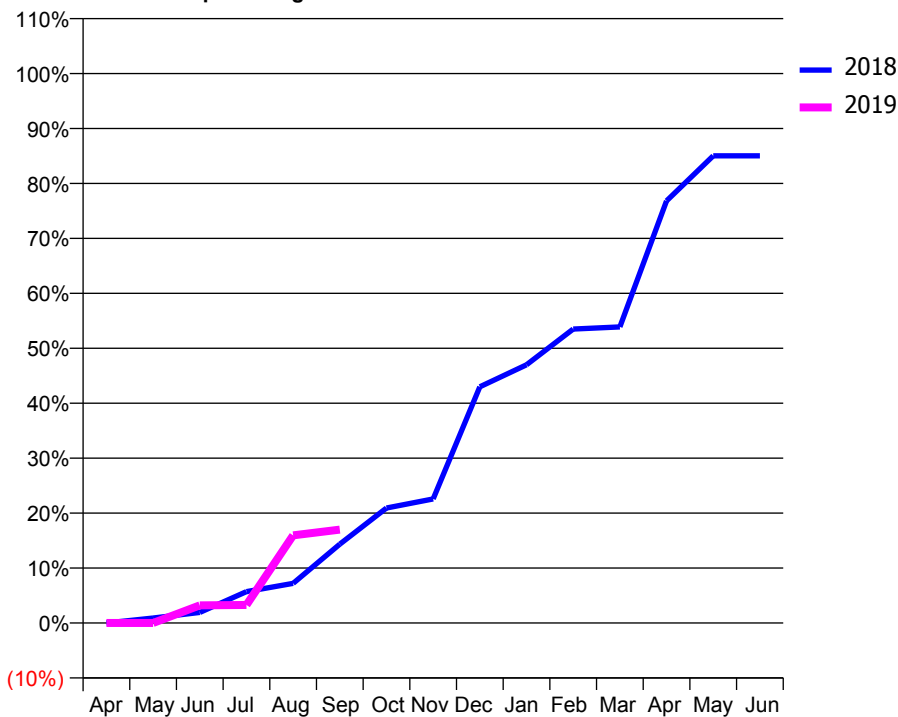
ACCESS*

Patients seen in 24 months	Total	Change since previous quarter
Quarter ending September 2017	2,629	
Quarter ending December 2017	2,624	→
Quarter ending March 2018	2,454	↓
Quarter ending June 2018	2,561	↑
Quarter ending September 2018	2,459	↓
Variance since September 2017	(6.5%)	↓



ACTIVITY

Cumulative percentage of contracted UDA delivered 2018 & 2019



Adjusted Scheduled Activity (UDA)

Month	2018	2019
April	0	0
May	78	0
June	164	274
July	487	279
August	614	1,356
September	1,220	1,444
October	1,779	
November	1,919	
December	3,654	
January	3,995	
February	4,547	
March	4,581	
April	6,529	
May	7,227	
June	7,227	

QUALITY

	Quantity	Base Number	Contract	AT	Region	England
% of FP17s for the same patient ID Re-attending within 3 months - Children	5	192	2.6%	9.9%	11.5%	11.6%
% of FP17s for the same patient ID Re-attending within 3 months - Adults	74	1,001	7.4%	15.2%	16.5%	15.5%
% of FP17s for the same patient ID Re-attending between 3 & 9 months - Children	43	192	22.4%	48.8%	48.5%	58.8%
% of FP17s for the same patient ID Re-attending between 3 & 9 months - Adults	317	1,001	31.7%	38.8%	39.1%	51.1%
% of FP17s for Band 1 Urgent Courses	0	543	0.0%	10.1%	10.6%	9.0%
% of FP17s Relating to Free Repair or Replacements	0	543	0.0%	0.6%	0.5%	0.8%
% of FP17s Relating to Continuations	0	543	0.0%	0.8%	0.7%	0.9%
% of Patients satisfied with the dentistry they have received	2	2	N/A	91.6%	90.5%	93.3%
% of Patients satisfied with the time they had to wait for an appointment	2	2	N/A	87.5%	85.1%	88.9%

* This is based on patients treated on this contract for their most recent course of treatment. Figures in italics indicate the base number of FP17s or Patient Questionnaire responses are less than 100. N/A is shown where the base number of responses is less than 10 during the period. % is calculated as Quantity/Base number*100

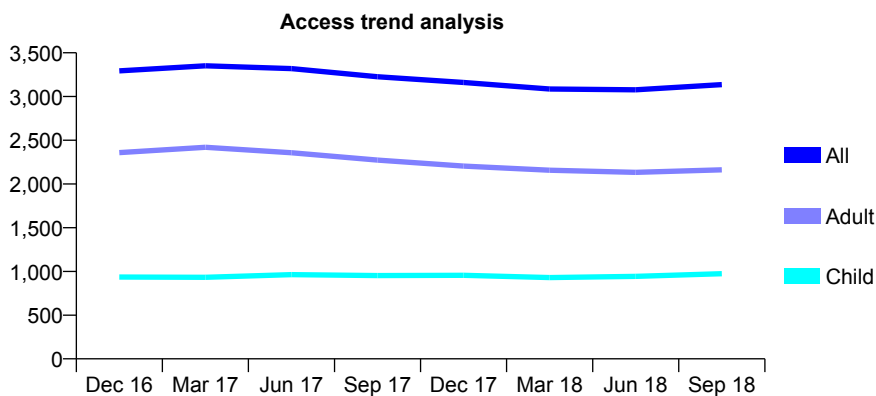
Q63 - Vital Signs At a Glance Contract Report for 125776/0002 - September 2018

Name or company name	Apex Dental Care Ltd
Contract type name	GDS Contract
Purpose of contract	General
Contract start date	01/03/2009
Contract end date	

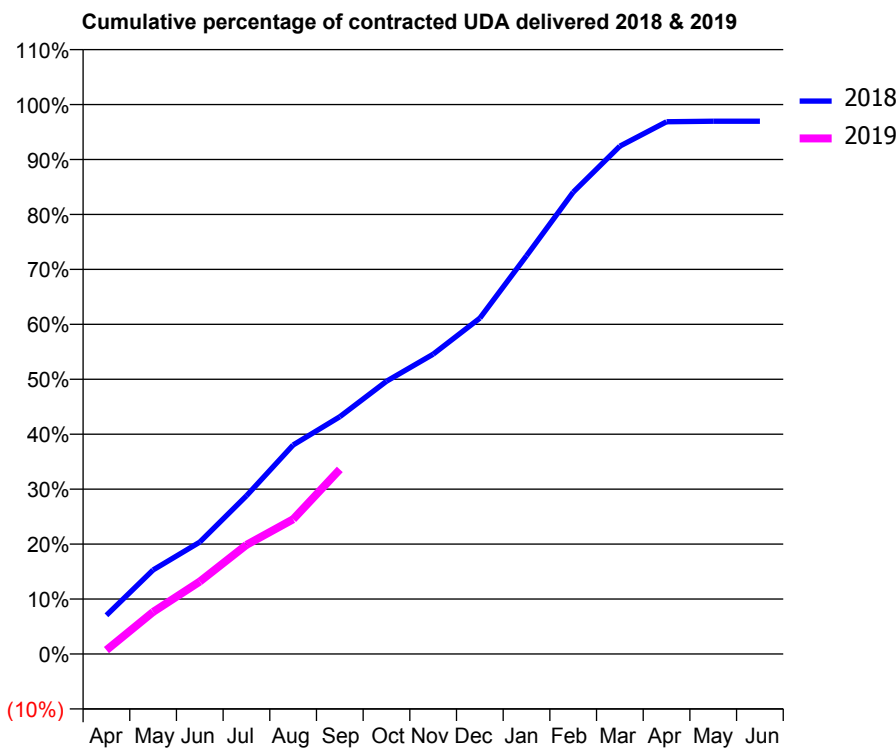
18/19 Contracted general activity (UDA)	9,665
Carry forward general activity (UDA)	295
18/19 Contracted orthodontic activity (UOA)	0
Carry forward orthodontic activity (UOA)	0
Baseline contract value	£253,492.61

ACCESS*

Patients seen in 24 months	Total	Change since previous quarter
Quarter ending September 2017	3,226	
Quarter ending December 2017	3,160	↓
Quarter ending March 2018	3,086	↓
Quarter ending June 2018	3,077	→
Quarter ending September 2018	3,136	→
Variance since September 2017	(2.8%)	↓



ACTIVITY



Adjusted Scheduled Activity (UDA)		
Month	2018	2019
April	682	69
May	1,480	741
June	1,968	1,276
July	2,784	1,920
August	3,677	2,369
September	4,175	3,247
October	4,798	
November	5,273	
December	5,907	
January	7,005	
February	8,123	
March	8,931	
April	9,362	
May	9,370	
June	9,370	

QUALITY

	Quantity	Base Number	Contract	AT	Region	England
% of FP17s for the same patient ID Re-attending within 3 months - Children	66	606	10.9%	9.9%	11.5%	11.6%
% of FP17s for the same patient ID Re-attending within 3 months - Adults	248	1,296	19.1%	15.2%	16.5%	15.5%
% of FP17s for the same patient ID Re-attending between 3 & 9 months - Children	255	606	42.1%	48.8%	48.5%	58.8%
% of FP17s for the same patient ID Re-attending between 3 & 9 months - Adults	451	1,296	34.8%	38.8%	39.1%	51.1%
% of FP17s for Band 1 Urgent Courses	267	1,751	15.2%	10.1%	10.6%	9.0%
% of FP17s Relating to Free Repair or Replacements	9	1,751	0.5%	0.6%	0.5%	0.8%
% of FP17s Relating to Continuations	29	1,751	1.7%	0.8%	0.7%	0.9%
% of Patients satisfied with the dentistry they have received	1	1	N/A	91.6%	90.5%	93.3%
% of Patients satisfied with the time they had to wait for an appointment	0	1	N/A	87.5%	85.1%	88.9%

* This is based on patients treated on this contract for their most recent course of treatment. Figures in italics indicate the base number of FP17s or Patient Questionnaire responses are less than 100. N/A is shown where the base number of responses is less than 10 during the period. % is calculated as Quantity/Base number*100

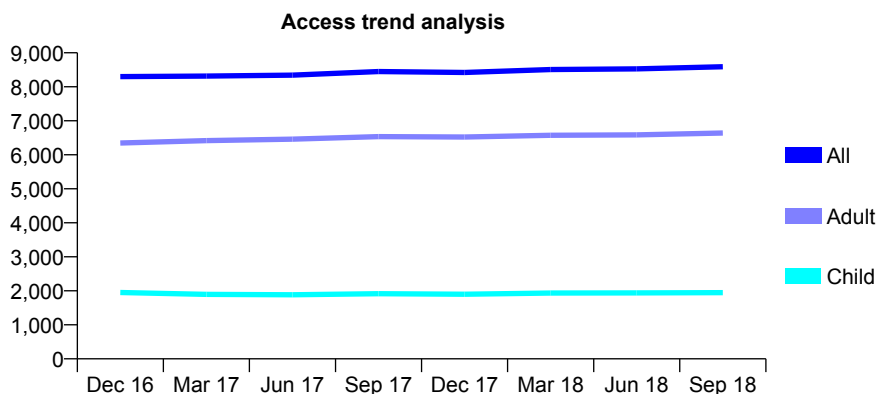
Q63 - Vital Signs At a Glance Contract Report for 126365/0001 - September 2018

Name or company name	Dental Arts Studio - Clapham (Dental Care)
Contract type name	GDS Contract
Purpose of contract	General
Contract start date	11/08/2010
Contract end date	

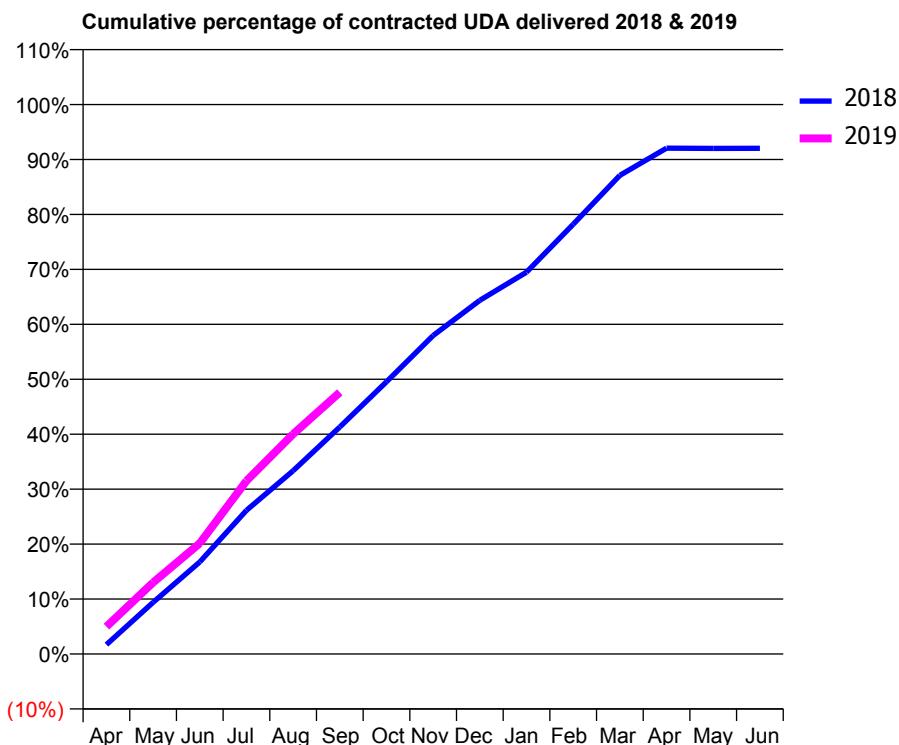
18/19 Contracted general activity (UDA)	20,103
Carry forward general activity (UDA)	0
18/19 Contracted orthodontic activity (UOA)	0
Carry forward orthodontic activity (UOA)	0
Baseline contract value	£567,317.50

ACCESS*

Patients seen in 24 months	Total	Change since previous quarter
Quarter ending September 2017	8,449	
Quarter ending December 2017	8,423	→
Quarter ending March 2018	8,509	→
Quarter ending June 2018	8,528	→
Quarter ending September 2018	8,590	→
Variance since September 2017	1.7%	→



ACTIVITY



Month	Adjusted Scheduled Activity (UDA)	
	2018	2019
April	344	1,002
May	1,891	2,619
June	3,367	4,052
July	5,259	6,334
August	6,703	8,046
September	8,307	9,572
October	9,959	
November	11,653	
December	12,938	
January	13,969	
February	15,720	
March	17,513	
April	18,507	
May	18,498	
June	18,499	

QUALITY

	Quantity	Base Number	Contract	AT	Region	England
% of FP17s for the same patient ID Re-attending within 3 months - Children	88	1,226	7.2%	9.9%	11.5%	11.6%
% of FP17s for the same patient ID Re-attending within 3 months - Adults	419	3,325	12.6%	15.2%	16.5%	15.5%
% of FP17s for the same patient ID Re-attending between 3 & 9 months - Children	519	1,226	42.3%	48.8%	48.5%	58.8%
% of FP17s for the same patient ID Re-attending between 3 & 9 months - Adults	943	3,325	28.4%	38.8%	39.1%	51.1%
% of FP17s for Band 1 Urgent Courses	502	4,124	12.2%	10.1%	10.6%	9.0%
% of FP17s Relating to Free Repair or Replacements	5	4,124	0.1%	0.6%	0.5%	0.8%
% of FP17s Relating to Continuations	46	4,124	1.1%	0.8%	0.7%	0.9%
% of Patients satisfied with the dentistry they have received	4	4	N/A	91.6%	90.5%	93.3%
% of Patients satisfied with the time they had to wait for an appointment	4	4	N/A	87.5%	85.1%	88.9%

* This is based on patients treated on this contract for their most recent course of treatment. Figures in italics indicate the base number of FP17s or Patient Questionnaire responses are less than 100. N/A is shown where the base number of responses is less than 10 during the period. % is calculated as Quantity/Base number*100

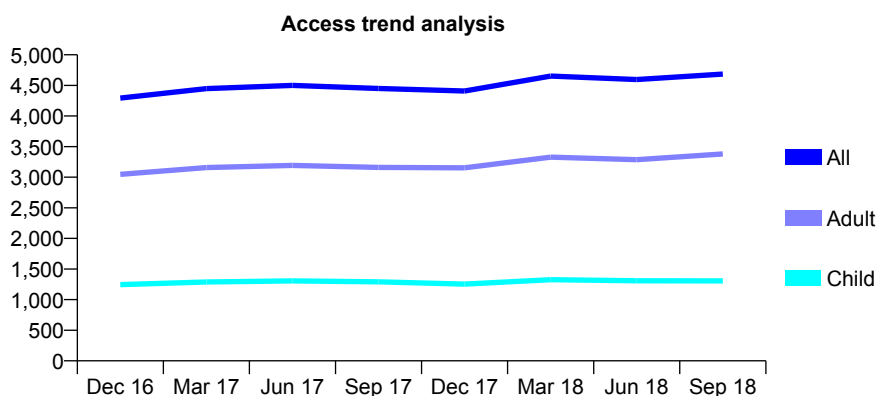
Q63 - Vital Signs At a Glance Contract Report for 126632/0001 - September 2018

Name or company name	Perfect Smile Surgery Limited
Contract type name	GDS Contract
Purpose of contract	General
Contract start date	01/11/2007
Contract end date	

18/19 Contracted general activity (UDA)	12,086
Carry forward general activity (UDA)	0
18/19 Contracted orthodontic activity (UOA)	0
Carry forward orthodontic activity (UOA)	0
Baseline contract value	£312,865.07

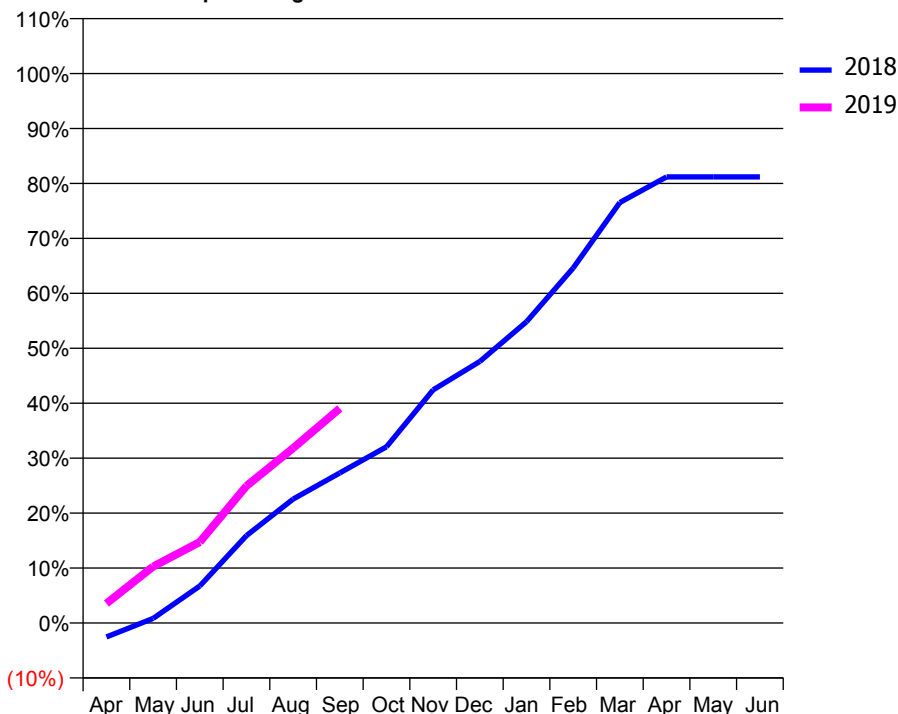
ACCESS*

Patients seen in 24 months	Total	Change since previous quarter
Quarter ending September 2017	4,450	
Quarter ending December 2017	4,408	→
Quarter ending March 2018	4,652	↑
Quarter ending June 2018	4,595	↓
Quarter ending September 2018	4,686	→
Variance since September 2017	5.3%	↑



ACTIVITY

Cumulative percentage of contracted UDA delivered 2018 & 2019



Adjusted Scheduled Activity (UDA)

Month	2018	2019
April	-311	430
May	102	1,242
June	814	1,782
July	1,923	3,014
August	2,725	3,848
September	3,301	4,721
October	3,874	
November	5,130	
December	5,754	
January	6,626	
February	7,810	
March	9,250	
April	9,811	
May	9,811	
June	9,811	

QUALITY

	Quantity	Base Number	Contract	AT	Region	England
% of FP17s for the same patient ID Re-attending within 3 months - Children	55	843	6.5%	9.9%	11.5%	11.6%
% of FP17s for the same patient ID Re-attending within 3 months - Adults	283	1,775	15.9%	15.2%	16.5%	15.5%
% of FP17s for the same patient ID Re-attending between 3 & 9 months - Children	436	843	51.7%	48.8%	48.5%	58.8%
% of FP17s for the same patient ID Re-attending between 3 & 9 months - Adults	655	1,775	36.9%	38.8%	39.1%	51.1%
% of FP17s for Band 1 Urgent Courses	353	2,342	15.1%	10.1%	10.6%	9.0%
% of FP17s Relating to Free Repair or Replacements	2	2,342	0.1%	0.6%	0.5%	0.8%
% of FP17s Relating to Continuations	43	2,342	1.8%	0.8%	0.7%	0.9%
% of Patients satisfied with the dentistry they have received	1	1	N/A	91.6%	90.5%	93.3%
% of Patients satisfied with the time they had to wait for an appointment	1	1	N/A	87.5%	85.1%	88.9%

* This is based on patients treated on this contract for their most recent course of treatment. Figures in italics indicate the base number of FP17s or Patient Questionnaire responses are less than 100. N/A is shown where the base number of responses is less than 10 during the period. % is calculated as Quantity/Base number*100

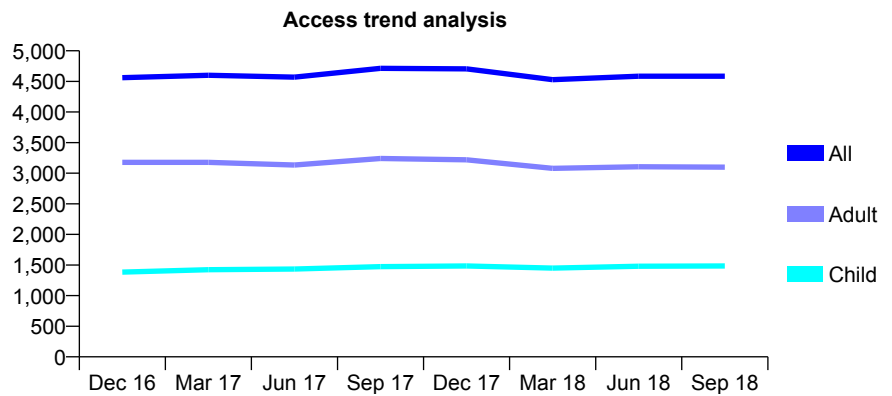
Q63 - Vital Signs At a Glance Contract Report for 126632/0003 - September 2018

Name or company name	Perfect Smile Surgery Limited
Contract type name	GDS Contract
Purpose of contract	General
Contract start date	01/04/2010
Contract end date	

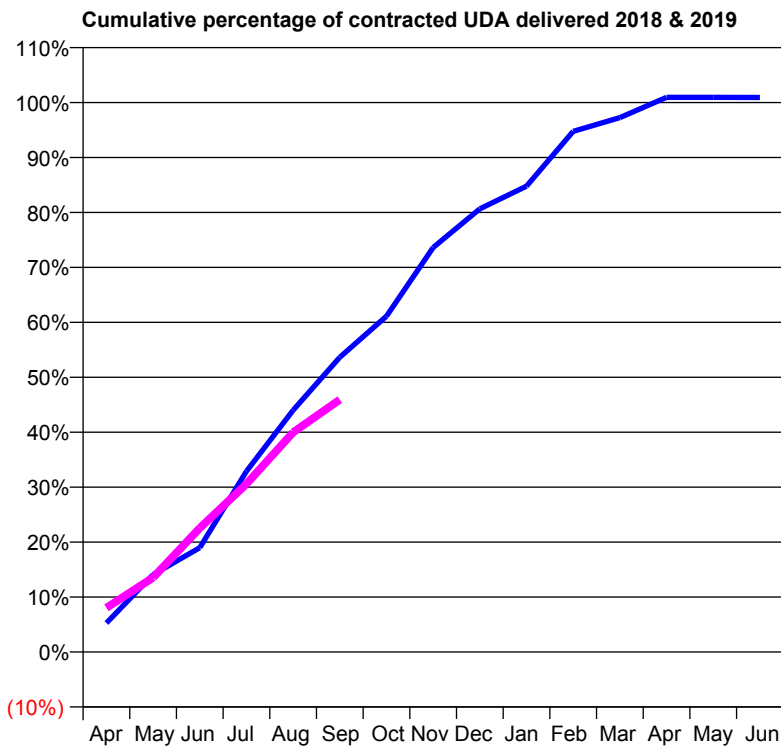
18/19 Contracted general activity (UDA)	8,000
Carry forward general activity (UDA)	-73
18/19 Contracted orthodontic activity (UOA)	0
Carry forward orthodontic activity (UOA)	0
Baseline contract value	£188,860.15

ACCESS*

Patients seen in 24 months	Total	Change since previous quarter
Quarter ending September 2017	4,713	
Quarter ending December 2017	4,704	→
Quarter ending March 2018	4,528	↓
Quarter ending June 2018	4,586	→
Quarter ending September 2018	4,584	→
Variance since September 2017	(2.7%)	↓



ACTIVITY



Month	Adjusted Scheduled Activity (UDA)	
	2018	2019
April	423	644
May	1,126	1,084
June	1,520	1,804
July	2,631	2,447
August	3,520	3,199
September	4,291	3,674
October	4,889	
November	5,890	
December	6,452	
January	6,782	
February	7,581	
March	7,780	
April	8,074	
May	8,074	
June	8,073	

QUALITY

	Quantity	Base Number	Contract	AT	Region	England
% of FP17s for the same patient ID Re-attending within 3 months - Children	61	938	6.5%	9.9%	11.5%	11.6%
% of FP17s for the same patient ID Re-attending within 3 months - Adults	173	1,433	12.1%	15.2%	16.5%	15.5%
% of FP17s for the same patient ID Re-attending between 3 & 9 months - Children	412	938	43.9%	48.8%	48.5%	58.8%
% of FP17s for the same patient ID Re-attending between 3 & 9 months - Adults	371	1,433	25.9%	38.8%	39.1%	51.1%
% of FP17s for Band 1 Urgent Courses	305	2,203	13.8%	10.1%	10.6%	9.0%
% of FP17s Relating to Free Repair or Replacements	3	2,203	0.1%	0.6%	0.5%	0.8%
% of FP17s Relating to Continuations	11	2,203	0.5%	0.8%	0.7%	0.9%
% of Patients satisfied with the dentistry they have received	0	0	N/A	91.6%	90.5%	93.3%
% of Patients satisfied with the time they had to wait for an appointment	0	0	N/A	87.5%	85.1%	88.9%

* This is based on patients treated on this contract for their most recent course of treatment. Figures in italics indicate the base number of FP17s or Patient Questionnaire responses are less than 100. N/A is shown where the base number of responses is less than 10 during the period. % is calculated as Quantity/Base number*100

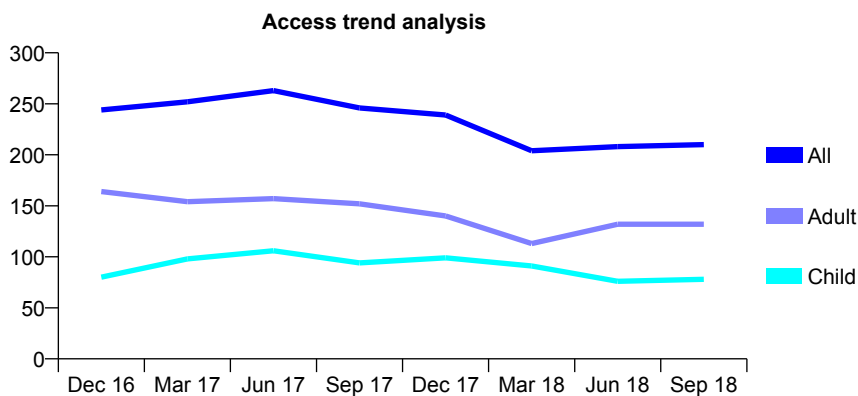
Q63 - Vital Signs At a Glance Contract Report for 129410/0001 - September 2018

Name or company name	Miss N Khoobehi
Contract type name	GDS Contract
Purpose of contract	General
Contract start date	29/06/2012
Contract end date	

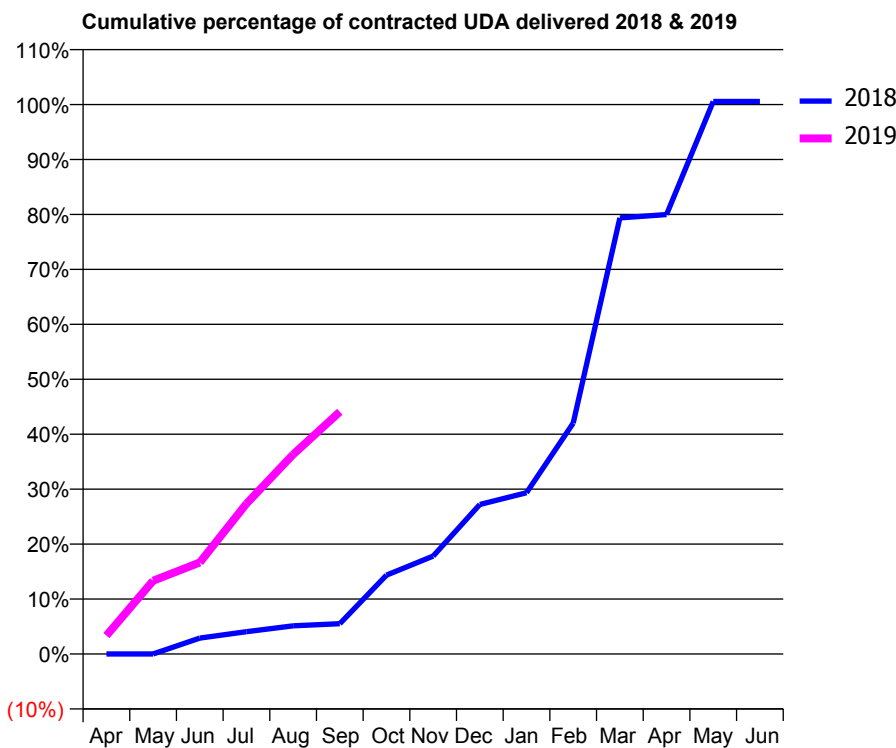
18/19 Contracted general activity (UDA)	844
Carry forward general activity (UDA)	-5
18/19 Contracted orthodontic activity (UOA)	0
Carry forward orthodontic activity (UOA)	0
Baseline contract value	£23,807.94

ACCESS*

Patients seen in 24 months	Total	Change since previous quarter
Quarter ending September 2017	246	
Quarter ending December 2017	239	↓
Quarter ending March 2018	204	↓
Quarter ending June 2018	208	→
Quarter ending September 2018	210	→
Variance since September 2017	(14.6%)	↓



ACTIVITY



Month	Adjusted Scheduled Activity (UDA)	
	2018	2019
April	0	28
May	0	113
June	24	141
July	34	231
August	43	307
September	47	372
October	121	
November	150	
December	230	
January	248	
February	355	
March	670	
April	675	
May	849	
June	849	

QUALITY

	Quantity	Base Number	Contract	AT	Region	England
% of FP17s for the same patient ID Re-attending within 3 months - Children	5	61	8.2%	9.9%	11.5%	11.6%
% of FP17s for the same patient ID Re-attending within 3 months - Adults	1	77	1.3%	15.2%	16.5%	15.5%
% of FP17s for the same patient ID Re-attending between 3 & 9 months - Children	14	61	23.0%	48.8%	48.5%	58.8%
% of FP17s for the same patient ID Re-attending between 3 & 9 months - Adults	13	77	16.9%	38.8%	39.1%	51.1%
% of FP17s for Band 1 Urgent Courses	10	95	10.5%	10.1%	10.6%	9.0%
% of FP17s Relating to Free Repair or Replacements	1	95	1.1%	0.6%	0.5%	0.8%
% of FP17s Relating to Continuations	1	95	1.1%	0.8%	0.7%	0.9%
% of Patients satisfied with the dentistry they have received	0	0	N/A	91.6%	90.5%	93.3%
% of Patients satisfied with the time they had to wait for an appointment	0	0	N/A	87.5%	85.1%	88.9%

* This is based on patients treated on this contract for their most recent course of treatment. Figures in italics indicate the base number of FP17s or Patient Questionnaire responses are less than 100. N/A is shown where the base number of responses is less than 10 during the period. % is calculated as Quantity/Base number*100

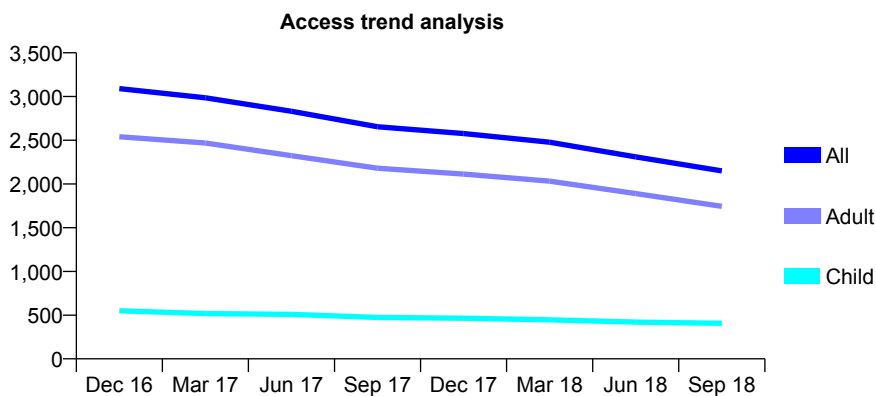
Q63 - Vital Signs At a Glance Contract Report for 129682/0001 - September 2018

Name or company name	Jazz Dental Practice
Contract type name	GDS Contract
Purpose of contract	General
Contract start date	30/05/2014
Contract end date	

18/19 Contracted general activity (UDA)	9,543
Carry forward general activity (UDA)	-183
18/19 Contracted orthodontic activity (UOA)	0
Carry forward orthodontic activity (UOA)	0
Baseline contract value	£237,963.09

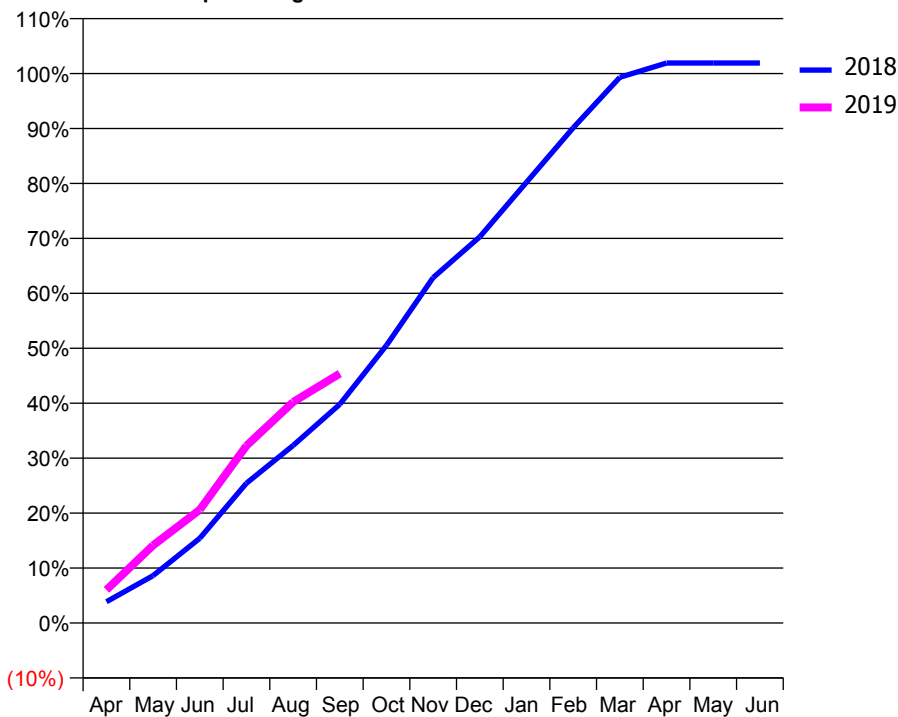
ACCESS*

Patients seen in 24 months	Total	Change since previous quarter
Quarter ending September 2017	2,654	
Quarter ending December 2017	2,577	↓
Quarter ending March 2018	2,478	↓
Quarter ending June 2018	2,310	↓
Quarter ending September 2018	2,150	↓
Variance since September 2017	(19.0%)	↓



ACTIVITY

Cumulative percentage of contracted UDA delivered 2018 & 2019



Month	Adjusted Scheduled Activity (UDA)	
	2018	2019
April	369	575
May	822	1,348
June	1,473	1,966
July	2,427	3,078
August	3,083	3,838
September	3,798	4,332
October	4,823	
November	5,998	
December	6,708	
January	7,656	
February	8,600	
March	9,477	
April	9,726	
May	9,726	
June	9,726	

QUALITY

	Quantity	Base Number	Contract	AT	Region	England
% of FP17s for the same patient ID Re-attending within 3 months - Children	29	260	11.2%	9.9%	11.5%	11.6%
% of FP17s for the same patient ID Re-attending within 3 months - Adults	177	925	19.1%	15.2%	16.5%	15.5%
% of FP17s for the same patient ID Re-attending between 3 & 9 months - Children	105	260	40.4%	48.8%	48.5%	58.8%
% of FP17s for the same patient ID Re-attending between 3 & 9 months - Adults	326	925	35.2%	38.8%	39.1%	51.1%
% of FP17s for Band 1 Urgent Courses	235	1,126	20.9%	10.1%	10.6%	9.0%
% of FP17s Relating to Free Repair or Replacements	1	1,126	0.1%	0.6%	0.5%	0.8%
% of FP17s Relating to Continuations	18	1,126	1.6%	0.8%	0.7%	0.9%
% of Patients satisfied with the dentistry they have received	1	1	N/A	91.6%	90.5%	93.3%
% of Patients satisfied with the time they had to wait for an appointment	0	1	N/A	87.5%	85.1%	88.9%

* This is based on patients treated on this contract for their most recent course of treatment. Figures in italics indicate the base number of FP17s or Patient Questionnaire responses are less than 100. N/A is shown where the base number of responses is less than 10 during the period. % is calculated as Quantity/Base number*100

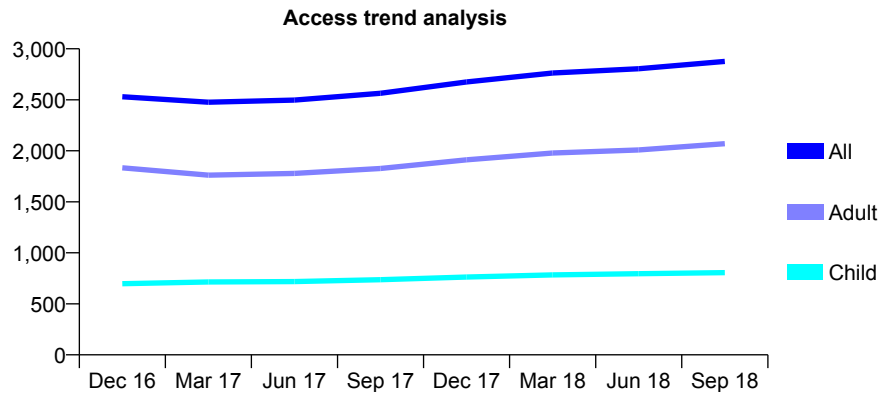
Q63 - Vital Signs At a Glance Contract Report for 130214/0001 - September 2018

Name or company name	Crofton Park Dental Practice Ltd
Contract type name	GDS Contract
Purpose of contract	General
Contract start date	01/04/2013
Contract end date	

18/19 Contracted general activity (UDA)	10,330
Carry forward general activity (UDA)	0
18/19 Contracted orthodontic activity (UOA)	0
Carry forward orthodontic activity (UOA)	0
Baseline contract value	£263,873.22

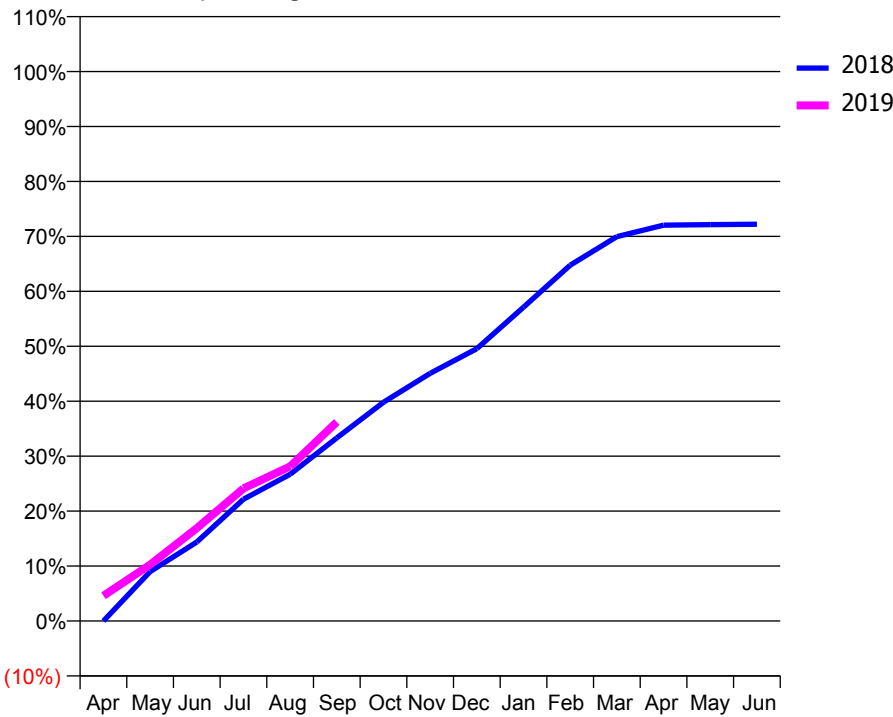
ACCESS*

Patients seen in 24 months	Total	Change since previous quarter
Quarter ending September 2017	2,564	
Quarter ending December 2017	2,675	↑
Quarter ending March 2018	2,763	↑
Quarter ending June 2018	2,804	→
Quarter ending September 2018	2,876	↑
Variance since September 2017	12.2%	↑



ACTIVITY

Cumulative percentage of contracted UDA delivered 2018 & 2019



Adjusted Scheduled Activity (UDA)		
Month	2018	2019
April	0	474
May	929	1,059
June	1,485	1,747
July	2,291	2,493
August	2,759	2,906
September	3,443	3,742
October	4,113	
November	4,656	
December	5,121	
January	5,900	
February	6,689	
March	7,227	
April	7,442	
May	7,453	
June	7,460	

QUALITY

	Quantity	Base Number	Contract	AT	Region	England
% of FP17s for the same patient ID Re-attending within 3 months - Children	34	534	6.4%	9.9%	11.5%	11.6%
% of FP17s for the same patient ID Re-attending within 3 months - Adults	257	1,372	18.7%	15.2%	16.5%	15.5%
% of FP17s for the same patient ID Re-attending between 3 & 9 months - Children	279	534	52.2%	48.8%	48.5%	58.8%
% of FP17s for the same patient ID Re-attending between 3 & 9 months - Adults	544	1,372	39.7%	38.8%	39.1%	51.1%
% of FP17s for Band 1 Urgent Courses	209	1,769	11.8%	10.1%	10.6%	9.0%
% of FP17s Relating to Free Repair or Replacements	7	1,769	0.4%	0.6%	0.5%	0.8%
% of FP17s Relating to Continuations	2	1,769	0.1%	0.8%	0.7%	0.9%
% of Patients satisfied with the dentistry they have received	0	0	N/A	91.6%	90.5%	93.3%
% of Patients satisfied with the time they had to wait for an appointment	0	0	N/A	87.5%	85.1%	88.9%

* This is based on patients treated on this contract for their most recent course of treatment. Figures in italics indicate the base number of FP17s or Patient Questionnaire responses are less than 100. N/A is shown where the base number of responses is less than 10 during the period. % is calculated as Quantity/Base number*100

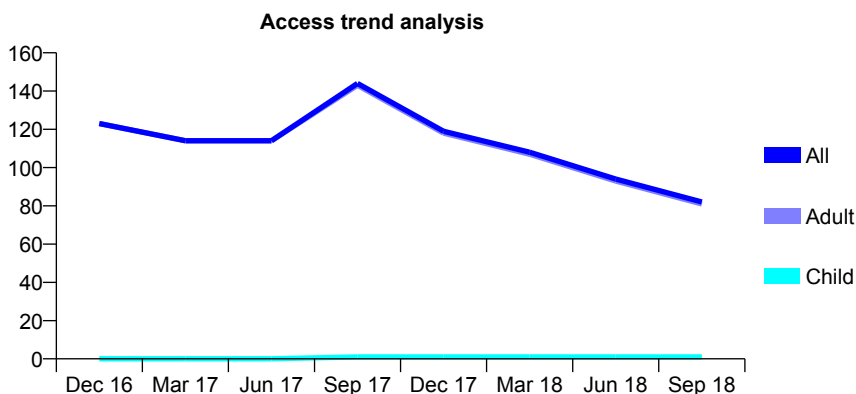
Q63 - Vital Signs At a Glance Contract Report for 130214/0002 - September 2018

Name or company name	Crofton Park Dental Practice Ltd
Contract type name	PDS Contract
Purpose of contract	General
Contract start date	01/04/2013
Contract end date	31/03/2020

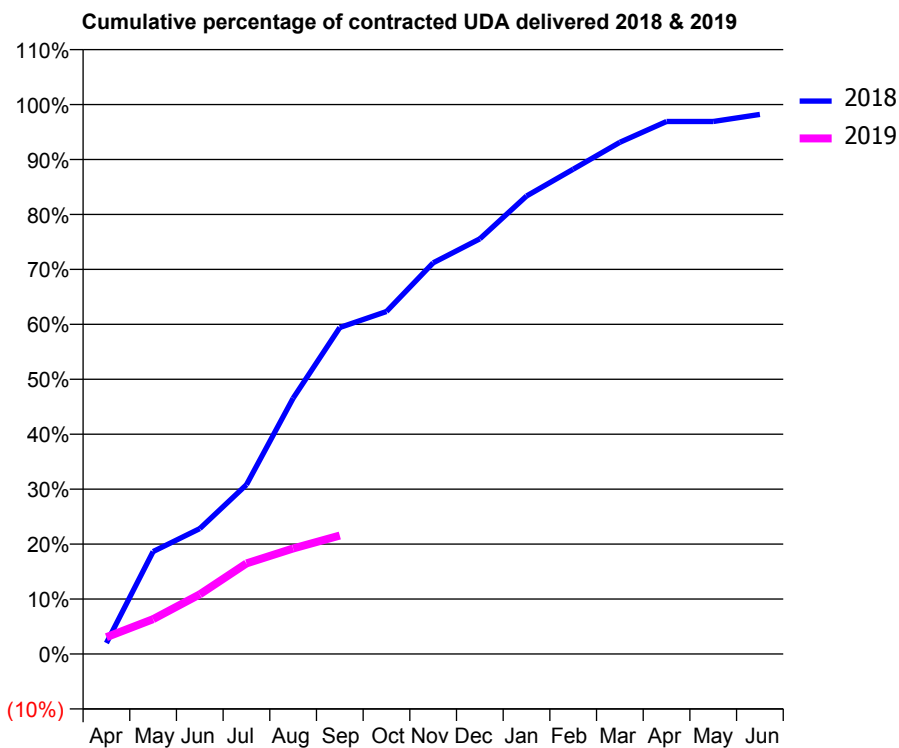
18/19 Contracted general activity (UDA)	552
Carry forward general activity (UDA)	0
18/19 Contracted orthodontic activity (UOA)	0
Carry forward orthodontic activity (UOA)	0
Baseline contract value	£100,005.51

ACCESS*

Patients seen in 24 months	Total	Change since previous quarter
Quarter ending September 2017	144	
Quarter ending December 2017	119	↓
Quarter ending March 2018	108	↓
Quarter ending June 2018	94	↓
Quarter ending September 2018	82	↓
Variance since September 2017	(43.1%)	↓



ACTIVITY



Month	Adjusted Scheduled Activity (UDA)	
	2018	2019
April	11	17
May	103	35
June	126	60
July	170	91
August	257	106
September	328	119
October	344	
November	393	
December	417	
January	460	
February	487	
March	514	
April	535	
May	535	
June	542	

QUALITY

	Quantity	Base Number	Contract	AT	Region	England
% of FP17s for the same patient ID Re-attending within 3 months - Children	0	0	N/A	9.9%	11.5%	11.6%
% of FP17s for the same patient ID Re-attending within 3 months - Adults	1	62	1.6%	15.2%	16.5%	15.5%
% of FP17s for the same patient ID Re-attending between 3 & 9 months - Children	0	0	N/A	48.8%	48.5%	58.8%
% of FP17s for the same patient ID Re-attending between 3 & 9 months - Adults	0	62	0.0%	38.8%	39.1%	51.1%
% of FP17s for Band 1 Urgent Courses	0	49	0.0%	10.1%	10.6%	9.0%
% of FP17s Relating to Free Repair or Replacements	0	49	0.0%	0.6%	0.5%	0.8%
% of FP17s Relating to Continuations	0	49	0.0%	0.8%	0.7%	0.9%
% of Patients satisfied with the dentistry they have received	0	0	N/A	91.6%	90.5%	93.3%
% of Patients satisfied with the time they had to wait for an appointment	0	0	N/A	87.5%	85.1%	88.9%

* This is based on patients treated on this contract for their most recent course of treatment. Figures in italics indicate the base number of FP17s or Patient Questionnaire responses are less than 100. N/A is shown where the base number of responses is less than 10 during the period. % is calculated as Quantity/Base number*100

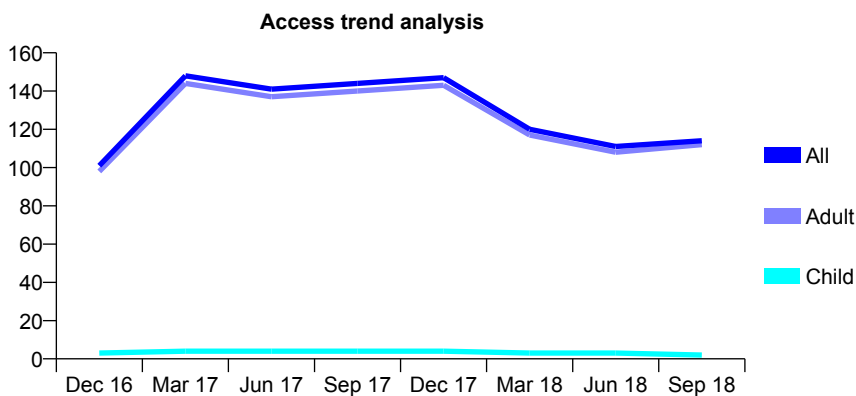
Q63 - Vital Signs At a Glance Contract Report for 130214/0003 - September 2018

Name or company name	Crofton Park Dental Practice Ltd
Contract type name	PDS Contract
Purpose of contract	General
Contract start date	01/04/2013
Contract end date	31/03/2019

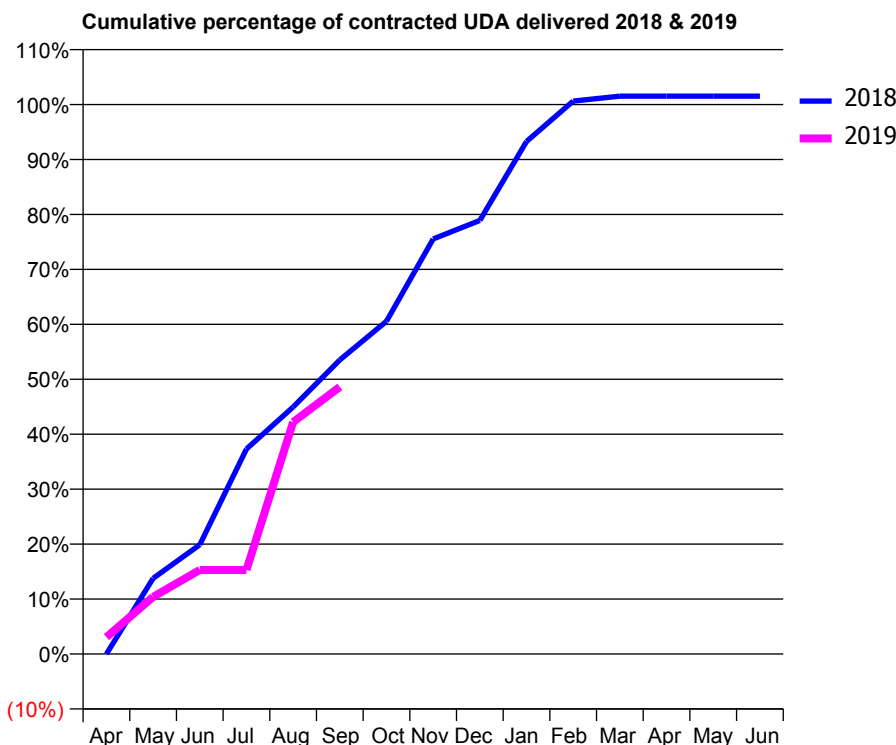
18/19 Contracted general activity (UDA)	327
Carry forward general activity (UDA)	0
18/19 Contracted orthodontic activity (UOA)	0
Carry forward orthodontic activity (UOA)	0
Baseline contract value	£63,846.36

ACCESS*

Patients seen in 24 months	Total	Change since previous quarter
Quarter ending September 2017	144	
Quarter ending December 2017	147	↑
Quarter ending March 2018	120	↓
Quarter ending June 2018	111	↓
Quarter ending September 2018	114	↑
Variance since September 2017	(20.8%)	↓



ACTIVITY



Month	Adjusted Scheduled Activity (UDA)	
	2018	2019
April	0	10
May	45	34
June	65	50
July	122	50
August	147	138
September	175	159
October	198	
November	247	
December	258	
January	305	
February	329	
March	332	
April	332	
May	332	
June	332	

QUALITY

	Quantity	Base Number	Contract	AT	Region	England
% of FP17s for the same patient ID Re-attending within 3 months - Children	0	0	N/A	9.9%	11.5%	11.6%
% of FP17s for the same patient ID Re-attending within 3 months - Adults	0	61	0.0%	15.2%	16.5%	15.5%
% of FP17s for the same patient ID Re-attending between 3 & 9 months - Children	0	0	N/A	48.8%	48.5%	58.8%
% of FP17s for the same patient ID Re-attending between 3 & 9 months - Adults	0	61	0.0%	38.8%	39.1%	51.1%
% of FP17s for Band 1 Urgent Courses	0	61	0.0%	10.1%	10.6%	9.0%
% of FP17s Relating to Free Repair or Replacements	0	61	0.0%	0.6%	0.5%	0.8%
% of FP17s Relating to Continuations	0	61	0.0%	0.8%	0.7%	0.9%
% of Patients satisfied with the dentistry they have received	0	0	N/A	91.6%	90.5%	93.3%
% of Patients satisfied with the time they had to wait for an appointment	0	0	N/A	87.5%	85.1%	88.9%

* This is based on patients treated on this contract for their most recent course of treatment. Figures in italics indicate the base number of FP17s or Patient Questionnaire responses are less than 100. N/A is shown where the base number of responses is less than 10 during the period. % is calculated as Quantity/Base number*100

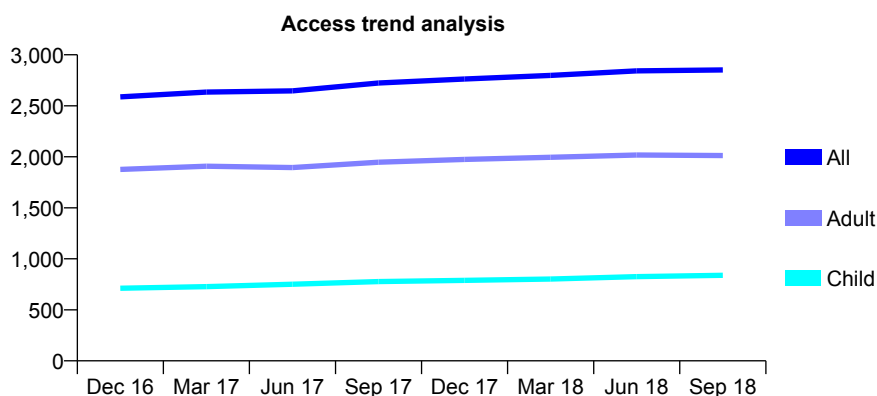
Q63 - Vital Signs At a Glance Contract Report for 131490/0001 - September 2018

Name or company name	Gracefield Dental Practice
Contract type name	GDS Contract
Purpose of contract	General
Contract start date	01/04/2012
Contract end date	

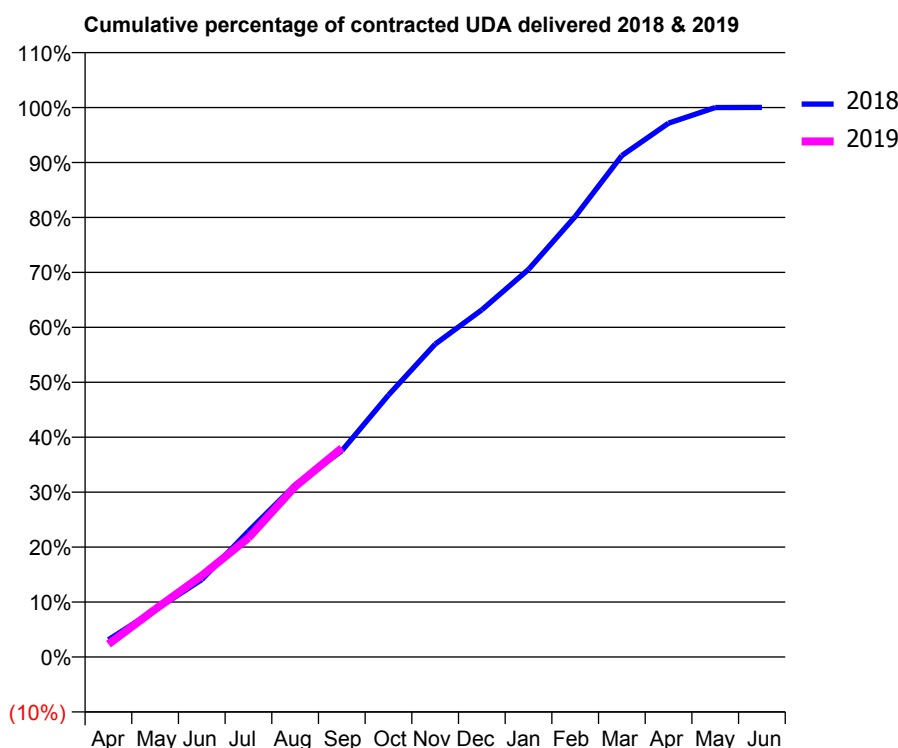
18/19 Contracted general activity (UDA)	7,491
Carry forward general activity (UDA)	-2
18/19 Contracted orthodontic activity (UOA)	0
Carry forward orthodontic activity (UOA)	0
Baseline contract value	£212,457.15

ACCESS*

Patients seen in 24 months	Total	Change since previous quarter
Quarter ending September 2017	2,724	
Quarter ending December 2017	2,763	→
Quarter ending March 2018	2,798	→
Quarter ending June 2018	2,843	→
Quarter ending September 2018	2,851	→
Variance since September 2017	4.7%	↑



ACTIVITY



Adjusted Scheduled Activity (UDA)		
Month	2018	2019
April	236	176
May	642	649
June	1,055	1,110
July	1,715	1,625
August	2,347	2,324
September	2,812	2,847
October	3,571	
November	4,266	
December	4,732	
January	5,284	
February	6,005	
March	6,836	
April	7,278	
May	7,491	
June	7,493	

QUALITY

	Quantity	Base Number	Contract	AT	Region	England
% of FP17s for the same patient ID Re-attending within 3 months - Children	43	495	8.7%	9.9%	11.5%	11.6%
% of FP17s for the same patient ID Re-attending within 3 months - Adults	157	1,024	15.3%	15.2%	16.5%	15.5%
% of FP17s for the same patient ID Re-attending between 3 & 9 months - Children	198	495	40.0%	48.8%	48.5%	58.8%
% of FP17s for the same patient ID Re-attending between 3 & 9 months - Adults	336	1,024	32.8%	38.8%	39.1%	51.1%
% of FP17s for Band 1 Urgent Courses	171	1,323	12.9%	10.1%	10.6%	9.0%
% of FP17s Relating to Free Repair or Replacements	3	1,323	0.2%	0.6%	0.5%	0.8%
% of FP17s Relating to Continuations	18	1,323	1.4%	0.8%	0.7%	0.9%
% of Patients satisfied with the dentistry they have received	0	0	N/A	91.6%	90.5%	93.3%
% of Patients satisfied with the time they had to wait for an appointment	0	0	N/A	87.5%	85.1%	88.9%

* This is based on patients treated on this contract for their most recent course of treatment. Figures in italics indicate the base number of FP17s or Patient Questionnaire responses are less than 100. N/A is shown where the base number of responses is less than 10 during the period. % is calculated as Quantity/Base number*100

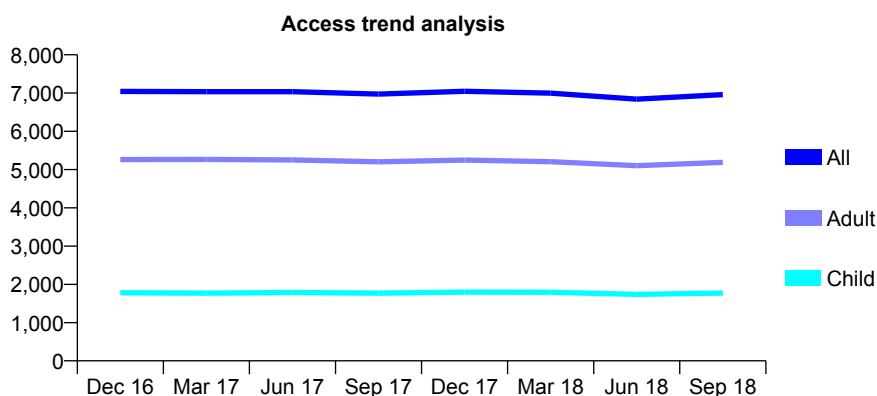
Q63 - Vital Signs At a Glance Contract Report for 132861/0001 - September 2018

Name or company name	London Road Dental Centre
Contract type name	GDS Contract
Purpose of contract	General
Contract start date	01/04/2006
Contract end date	

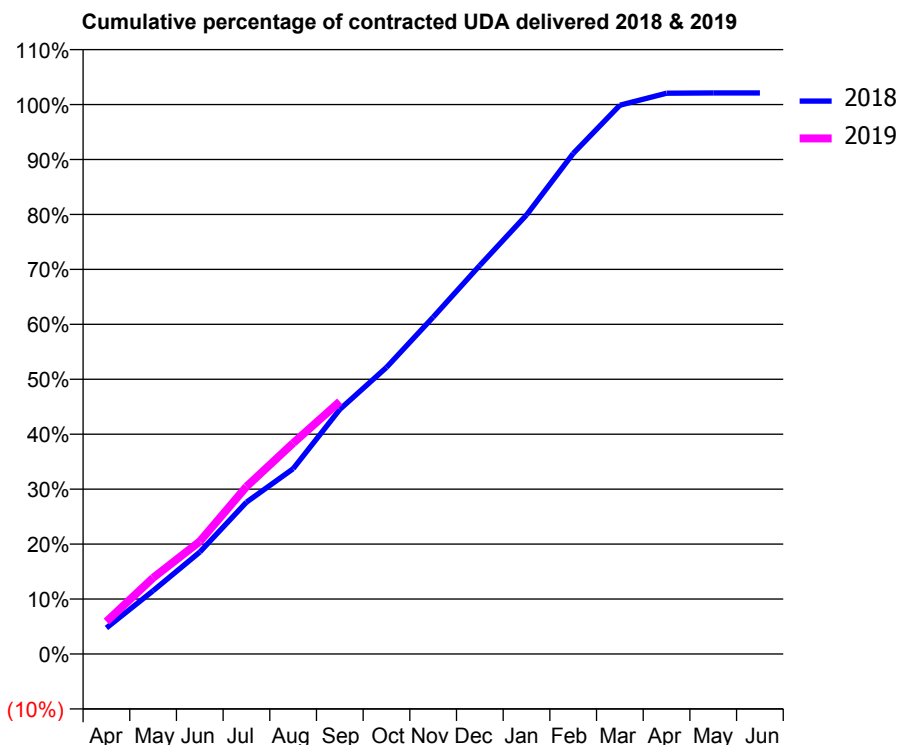
18/19 Contracted general activity (UDA)	24,885
Carry forward general activity (UDA)	-498
18/19 Contracted orthodontic activity (UOA)	0
Carry forward orthodontic activity (UOA)	0
Baseline contract value	£675,760.16

ACCESS*

Patients seen in 24 months	Total	Change since previous quarter
Quarter ending September 2017	6,974	
Quarter ending December 2017	7,045	→
Quarter ending March 2018	6,999	→
Quarter ending June 2018	6,840	↓
Quarter ending September 2018	6,960	→
Variance since September 2017	(0.2%)	→



ACTIVITY



Adjusted Scheduled Activity (UDA)		
Month	2018	2019
April	1,182	1,472
May	2,868	3,449
June	4,616	5,097
July	6,874	7,580
August	8,389	9,548
September	11,079	11,435
October	12,980	
November	15,259	
December	17,603	
January	19,883	
February	22,666	
March	24,852	
April	25,399	
May	25,409	
June	25,410	

QUALITY

	Quantity	Base Number	Contract	AT	Region	England
% of FP17s for the same patient ID Re-attending within 3 months - Children	76	889	8.5%	9.9%	11.5%	11.6%
% of FP17s for the same patient ID Re-attending within 3 months - Adults	389	2,365	16.4%	15.2%	16.5%	15.5%
% of FP17s for the same patient ID Re-attending between 3 & 9 months - Children	286	889	32.2%	48.8%	48.5%	58.8%
% of FP17s for the same patient ID Re-attending between 3 & 9 months - Adults	573	2,365	24.2%	38.8%	39.1%	51.1%
% of FP17s for Band 1 Urgent Courses	343	3,093	11.1%	10.1%	10.6%	9.0%
% of FP17s Relating to Free Repair or Replacements	8	3,093	0.3%	0.6%	0.5%	0.8%
% of FP17s Relating to Continuations	25	3,093	0.8%	0.8%	0.7%	0.9%
% of Patients satisfied with the dentistry they have received	4	4	N/A	91.6%	90.5%	93.3%
% of Patients satisfied with the time they had to wait for an appointment	3	4	N/A	87.5%	85.1%	88.9%

* This is based on patients treated on this contract for their most recent course of treatment. Figures in italics indicate the base number of FP17s or Patient Questionnaire responses are less than 100. N/A is shown where the base number of responses is less than 10 during the period. % is calculated as Quantity/Base number*100

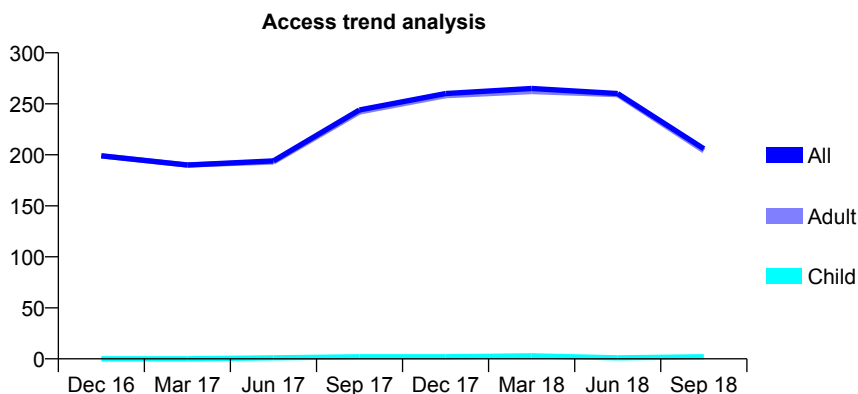
Q63 - Vital Signs At a Glance Contract Report for 133167/0002 - September 2018

Name or company name	Nitin Nagpaul and Hayley Seresht
Contract type name	PDS Contract
Purpose of contract	General
Contract start date	01/09/2010
Contract end date	30/06/2018

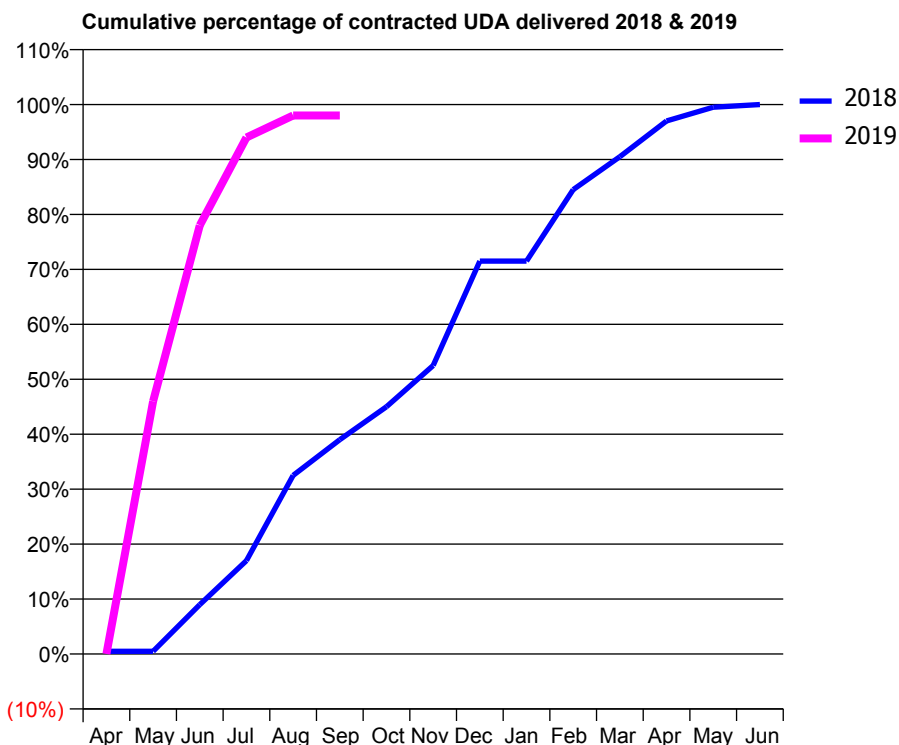
18/19 Contracted general activity (UDA)	150
Carry forward general activity (UDA)	0
18/19 Contracted orthodontic activity (UOA)	0
Carry forward orthodontic activity (UOA)	0
Baseline contract value	£7,390.91

ACCESS*

Patients seen in 24 months	Total	Change since previous quarter
Quarter ending September 2017	244	
Quarter ending December 2017	260	↑
Quarter ending March 2018	265	→
Quarter ending June 2018	260	↓
Quarter ending September 2018	206	↓
Variance since September 2017	(15.6%)	↓



ACTIVITY



Month	Adjusted Scheduled Activity (UDA)	
	2018	2019
April	3	0
May	3	69
June	54	117
July	102	141
August	195	147
September	234	147
October	270	
November	315	
December	429	
January	429	
February	507	
March	543	
April	582	
May	597	
June	600	

QUALITY

	Quantity	Base Number	Contract	AT	Region	England
% of FP17s for the same patient ID Re-attending within 3 months - Children	0	2	0.0%	9.9%	11.5%	11.6%
% of FP17s for the same patient ID Re-attending within 3 months - Adults	0	66	0.0%	15.2%	16.5%	15.5%
% of FP17s for the same patient ID Re-attending between 3 & 9 months - Children	0	2	0.0%	48.8%	48.5%	58.8%
% of FP17s for the same patient ID Re-attending between 3 & 9 months - Adults	0	66	0.0%	38.8%	39.1%	51.1%
% of FP17s for Band 1 Urgent Courses	0	49	0.0%	10.1%	10.6%	9.0%
% of FP17s Relating to Free Repair or Replacements	0	49	0.0%	0.6%	0.5%	0.8%
% of FP17s Relating to Continuations	0	49	0.0%	0.8%	0.7%	0.9%
% of Patients satisfied with the dentistry they have received	0	0	N/A	91.6%	90.5%	93.3%
% of Patients satisfied with the time they had to wait for an appointment	0	0	N/A	87.5%	85.1%	88.9%

* This is based on patients treated on this contract for their most recent course of treatment. Figures in italics indicate the base number of FP17s or Patient Questionnaire responses are less than 100. N/A is shown where the base number of responses is less than 10 during the period. % is calculated as Quantity/Base number*100

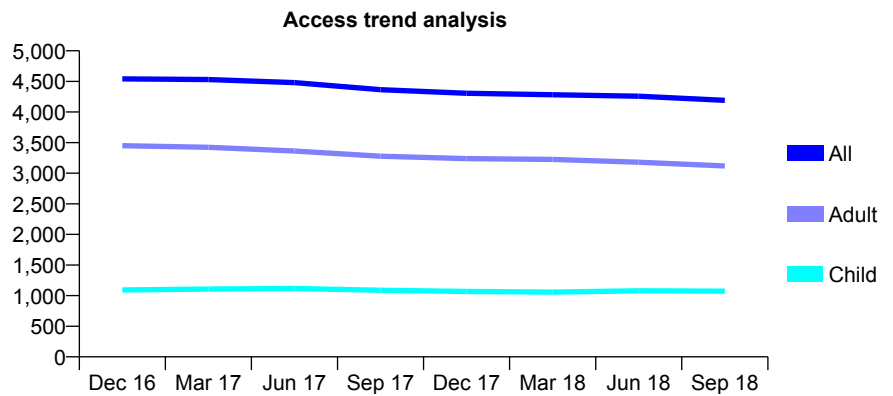
Q63 - Vital Signs At a Glance Contract Report for 134791/0002 - September 2018

Name or company name	The Beulah Hill Dental Centre
Contract type name	GDS Contract
Purpose of contract	General
Contract start date	01/04/2006
Contract end date	

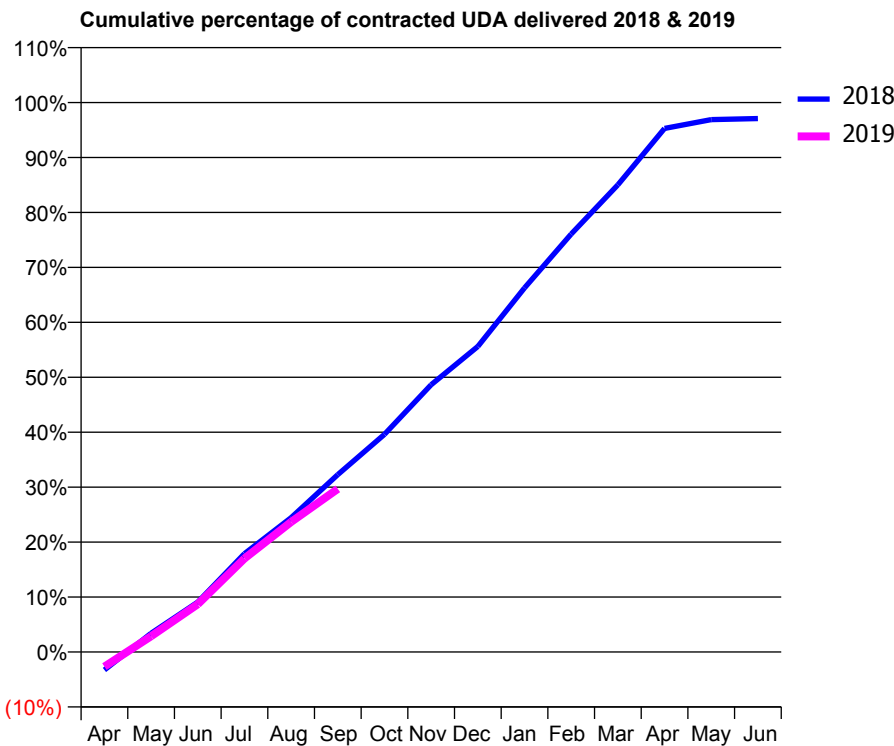
18/19 Contracted general activity (UDA)	16,990
Carry forward general activity (UDA)	497
18/19 Contracted orthodontic activity (UOA)	0
Carry forward orthodontic activity (UOA)	0
Baseline contract value	£414,895.58

ACCESS*

Patients seen in 24 months	Total	Change since previous quarter
Quarter ending September 2017	4,366	
Quarter ending December 2017	4,307	↓
Quarter ending March 2018	4,282	→
Quarter ending June 2018	4,259	→
Quarter ending September 2018	4,191	↓
Variance since September 2017	(4.0%)	↓



ACTIVITY



Month	Adjusted Scheduled Activity (UDA)	
	2018	2019
April	-557	-454
May	580	490
June	1,543	1,478
July	3,042	2,892
August	4,156	4,022
September	5,486	5,044
October	6,730	
November	8,263	
December	9,446	
January	11,259	
February	12,924	
March	14,447	
April	16,187	
May	16,463	
June	16,493	

QUALITY

	Quantity	Base Number	Contract	AT	Region	England
% of FP17s for the same patient ID Re-attending within 3 months - Children	45	663	6.8%	9.9%	11.5%	11.6%
% of FP17s for the same patient ID Re-attending within 3 months - Adults	361	2,214	16.3%	15.2%	16.5%	15.5%
% of FP17s for the same patient ID Re-attending between 3 & 9 months - Children	377	663	56.9%	48.8%	48.5%	58.8%
% of FP17s for the same patient ID Re-attending between 3 & 9 months - Adults	1,326	2,214	59.9%	38.8%	39.1%	51.1%
% of FP17s for Band 1 Urgent Courses	158	2,274	6.9%	10.1%	10.6%	9.0%
% of FP17s Relating to Free Repair or Replacements	47	2,274	2.1%	0.6%	0.5%	0.8%
% of FP17s Relating to Continuations	51	2,274	2.2%	0.8%	0.7%	0.9%
% of Patients satisfied with the dentistry they have received	6	6	N/A	91.6%	90.5%	93.3%
% of Patients satisfied with the time they had to wait for an appointment	6	6	N/A	87.5%	85.1%	88.9%

* This is based on patients treated on this contract for their most recent course of treatment. Figures in italics indicate the base number of FP17s or Patient Questionnaire responses are less than 100. N/A is shown where the base number of responses is less than 10 during the period. % is calculated as Quantity/Base number*100

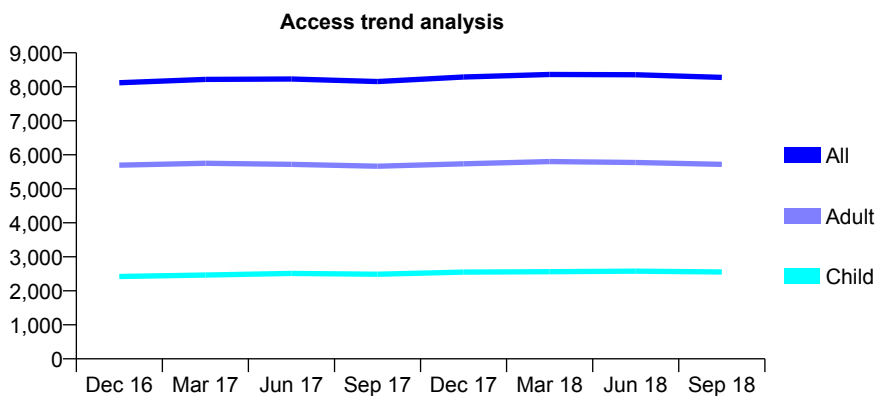
Q63 - Vital Signs At a Glance Contract Report for 135186/0001 - September 2018

Name or company name	Aspire Dental Practice Partnership
Contract type name	GDS Contract
Purpose of contract	General
Contract start date	21/08/2011
Contract end date	

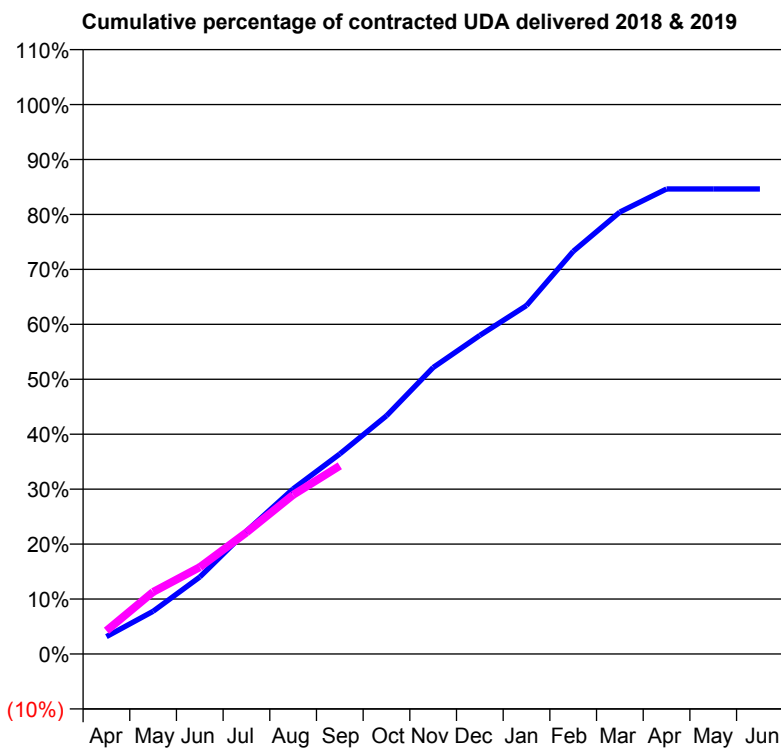
18/19 Contracted general activity (UDA)	25,000
Carry forward general activity (UDA)	0
18/19 Contracted orthodontic activity (UOA)	0
Carry forward orthodontic activity (UOA)	0
Baseline contract value	£632,089.78

ACCESS*

Patients seen in 24 months	Total	Change since previous quarter
Quarter ending September 2017	8,153	
Quarter ending December 2017	8,287	→
Quarter ending March 2018	8,364	→
Quarter ending June 2018	8,355	→
Quarter ending September 2018	8,275	→
Variance since September 2017	1.5%	→



ACTIVITY



Month	2018	2019
April	794	1,057
May	1,942	2,823
June	3,504	3,953
July	5,591	5,529
August	7,511	7,242
September	9,101	8,566
October	10,840	
November	13,036	
December	14,494	
January	15,855	
February	18,319	
March	20,111	
April	21,157	
May	21,157	
June	21,159	

QUALITY

	Quantity	Base Number	Contract	AT	Region	England
% of FP17s for the same patient ID Re-attending within 3 months - Children	118	1,502	7.9%	9.9%	11.5%	11.6%
% of FP17s for the same patient ID Re-attending within 3 months - Adults	479	2,970	16.1%	15.2%	16.5%	15.5%
% of FP17s for the same patient ID Re-attending between 3 & 9 months - Children	692	1,502	46.1%	48.8%	48.5%	58.8%
% of FP17s for the same patient ID Re-attending between 3 & 9 months - Adults	1,106	2,970	37.2%	38.8%	39.1%	51.1%
% of FP17s for Band 1 Urgent Courses	549	4,069	13.5%	10.1%	10.6%	9.0%
% of FP17s Relating to Free Repair or Replacements	15	4,069	0.4%	0.6%	0.5%	0.8%
% of FP17s Relating to Continuations	53	4,069	1.3%	0.8%	0.7%	0.9%
% of Patients satisfied with the dentistry they have received	3	3	N/A	91.6%	90.5%	93.3%
% of Patients satisfied with the time they had to wait for an appointment	3	3	N/A	87.5%	85.1%	88.9%

* This is based on patients treated on this contract for their most recent course of treatment. Figures in italics indicate the base number of FP17s or Patient Questionnaire responses are less than 100. N/A is shown where the base number of responses is less than 10 during the period. % is calculated as Quantity/Base number*100

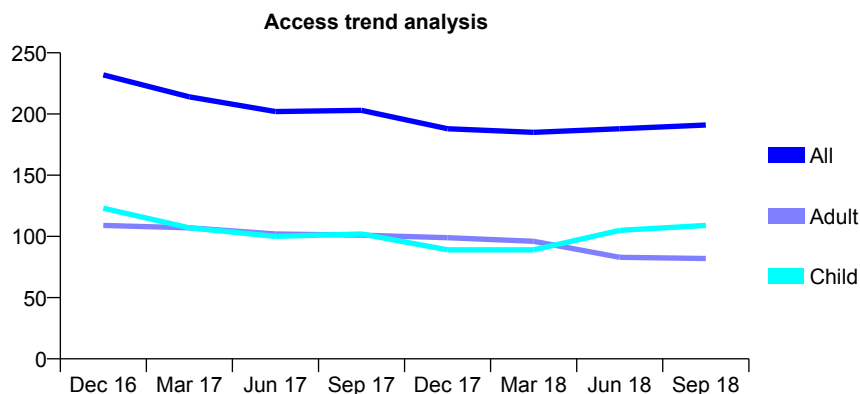
Q63 - Vital Signs At a Glance Contract Report for 135437/0001 - September 2018

Name or company name	Miss N Khoobehi
Contract type name	GDS Contract
Purpose of contract	General
Contract start date	29/06/2012
Contract end date	

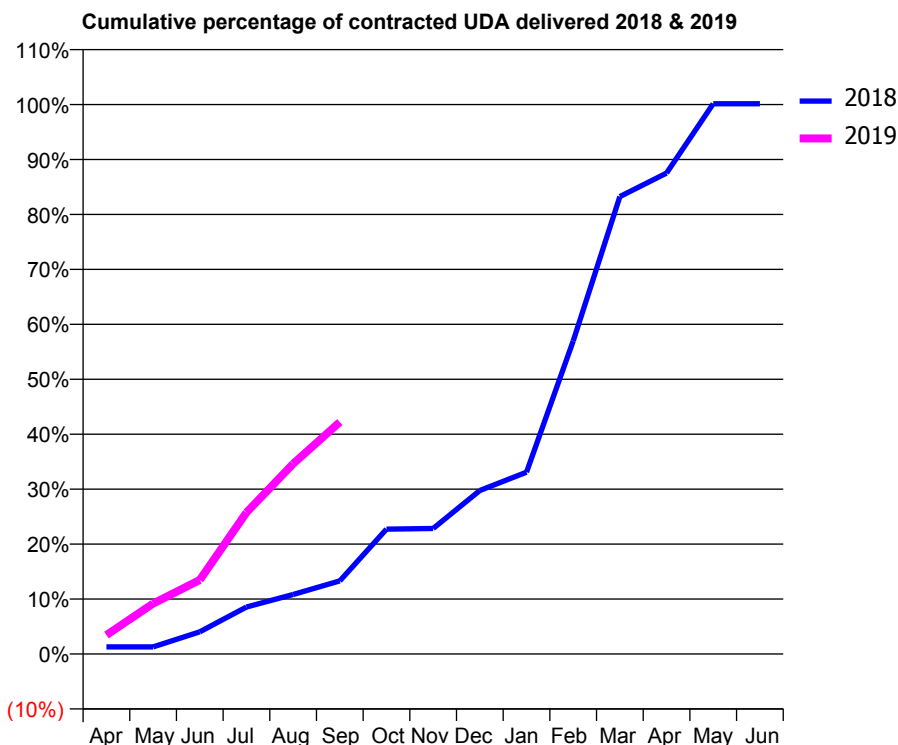
18/19 Contracted general activity (UDA)	844
Carry forward general activity (UDA)	-1
18/19 Contracted orthodontic activity (UOA)	0
Carry forward orthodontic activity (UOA)	0
Baseline contract value	£22,730.68

ACCESS*

Patients seen in 24 months	Total	Change since previous quarter
Quarter ending September 2017	203	
Quarter ending December 2017	188	↓
Quarter ending March 2018	185	↓
Quarter ending June 2018	188	→
Quarter ending September 2018	191	→
Variance since September 2017	(5.9%)	↓



ACTIVITY



Month	Adjusted Scheduled Activity (UDA)	
	2018	2019
April	11	29
May	11	78
June	34	114
July	72	217
August	91	292
September	112	356
October	192	
November	193	
December	251	
January	279	
February	481	
March	703	
April	739	
May	845	
June	845	

QUALITY

	Quantity	Base Number	Contract	AT	Region	England
% of FP17s for the same patient ID Re-attending within 3 months - Children	5	79	6.3%	9.9%	11.5%	11.6%
% of FP17s for the same patient ID Re-attending within 3 months - Adults	5	59	8.5%	15.2%	16.5%	15.5%
% of FP17s for the same patient ID Re-attending between 3 & 9 months - Children	14	79	17.7%	48.8%	48.5%	58.8%
% of FP17s for the same patient ID Re-attending between 3 & 9 months - Adults	15	59	25.4%	38.8%	39.1%	51.1%
% of FP17s for Band 1 Urgent Courses	11	116	9.5%	10.1%	10.6%	9.0%
% of FP17s Relating to Free Repair or Replacements	0	116	0.0%	0.6%	0.5%	0.8%
% of FP17s Relating to Continuations	0	116	0.0%	0.8%	0.7%	0.9%
% of Patients satisfied with the dentistry they have received	0	0	N/A	91.6%	90.5%	93.3%
% of Patients satisfied with the time they had to wait for an appointment	0	0	N/A	87.5%	85.1%	88.9%

* This is based on patients treated on this contract for their most recent course of treatment. Figures in italics indicate the base number of FP17s or Patient Questionnaire responses are less than 100. N/A is shown where the base number of responses is less than 10 during the period. % is calculated as Quantity/Base number*100

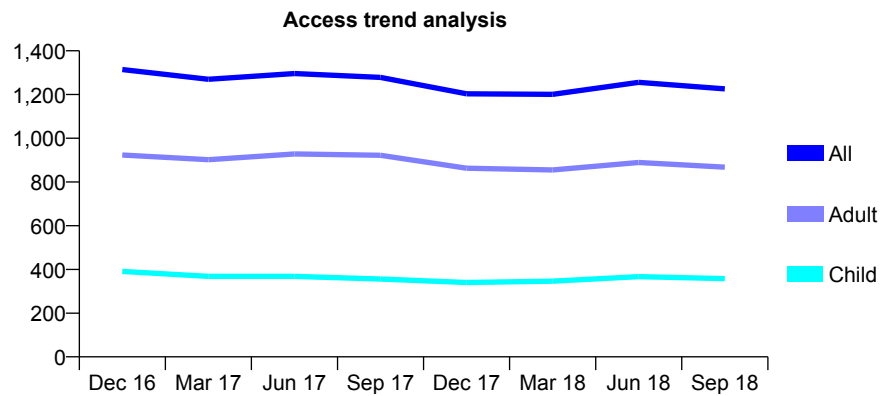
Q63 - Vital Signs At a Glance Contract Report for 136638/0001 - September 2018

Name or company name	Orchard Dental Centre
Contract type name	GDS Contract
Purpose of contract	General
Contract start date	14/06/2010
Contract end date	

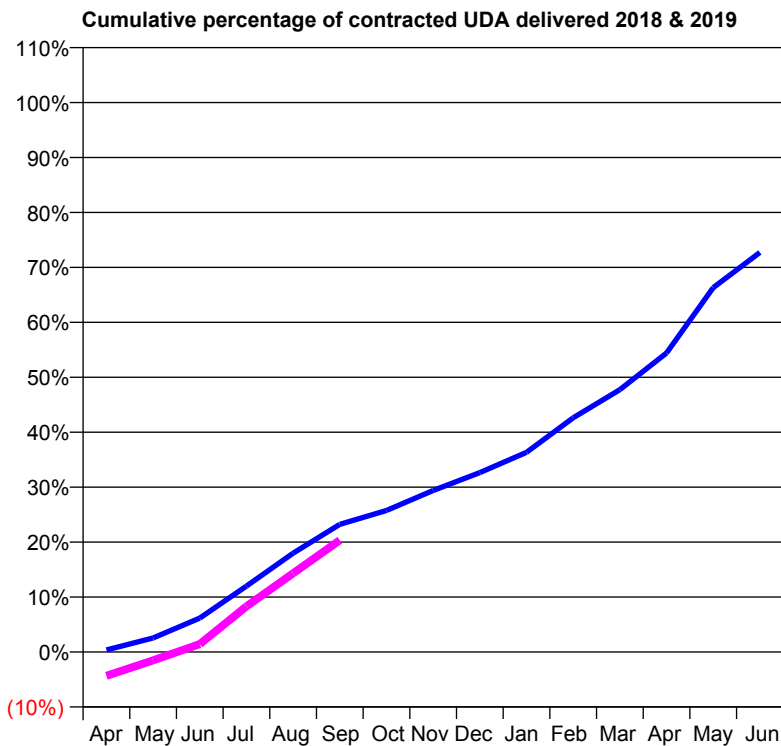
18/19 Contracted general activity (UDA)	5,908
Carry forward general activity (UDA)	265
18/19 Contracted orthodontic activity (UOA)	0
Carry forward orthodontic activity (UOA)	0
Baseline contract value	£158,858.79

ACCESS*

Patients seen in 24 months	Total	Change since previous quarter
Quarter ending September 2017	1,278	
Quarter ending December 2017	1,203	↓
Quarter ending March 2018	1,201	→
Quarter ending June 2018	1,256	↑
Quarter ending September 2018	1,226	↓
Variance since September 2017	(4.1%)	↓



ACTIVITY



Adjusted Scheduled Activity (UDA)		
Month	2018	2019
April	23	-257
May	151	-90
June	365	86
July	709	492
August	1,063	846
September	1,373	1,202
October	1,522	
November	1,737	
December	1,928	
January	2,147	
February	2,518	
March	2,821	
April	3,215	
May	3,918	
June	4,296	

QUALITY

	Quantity	Base Number	Contract	AT	Region	England
% of FP17s for the same patient ID Re-attending within 3 months - Children	54	317	17.0%	9.9%	11.5%	11.6%
% of FP17s for the same patient ID Re-attending within 3 months - Adults	173	674	25.7%	15.2%	16.5%	15.5%
% of FP17s for the same patient ID Re-attending between 3 & 9 months - Children	121	317	38.2%	48.8%	48.5%	58.8%
% of FP17s for the same patient ID Re-attending between 3 & 9 months - Adults	232	674	34.4%	38.8%	39.1%	51.1%
% of FP17s for Band 1 Urgent Courses	123	527	23.3%	10.1%	10.6%	9.0%
% of FP17s Relating to Free Repair or Replacements	1	527	0.2%	0.6%	0.5%	0.8%
% of FP17s Relating to Continuations	0	527	0.0%	0.8%	0.7%	0.9%
% of Patients satisfied with the dentistry they have received	0	0	N/A	91.6%	90.5%	93.3%
% of Patients satisfied with the time they had to wait for an appointment	0	0	N/A	87.5%	85.1%	88.9%

* This is based on patients treated on this contract for their most recent course of treatment. Figures in italics indicate the base number of FP17s or Patient Questionnaire responses are less than 100. N/A is shown where the base number of responses is less than 10 during the period. % is calculated as Quantity/Base number*100

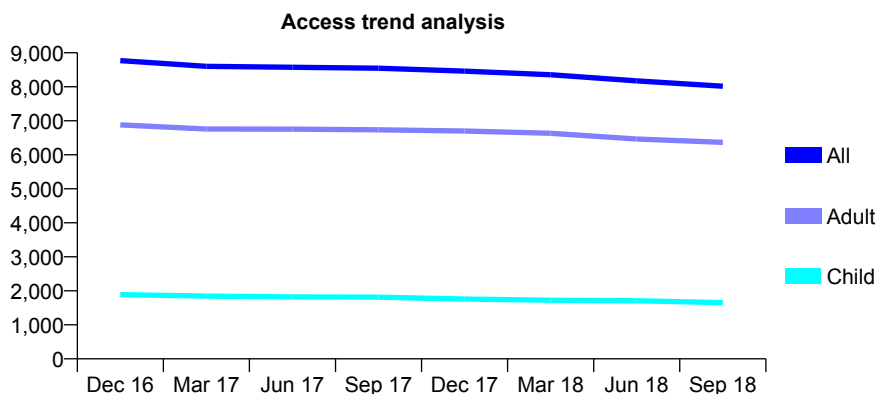
Q63 - Vital Signs At a Glance Contract Report for 136816/0001 - September 2018

Name or company name	Dental Surgery
Contract type name	GDS Contract
Purpose of contract	General
Contract start date	01/04/2011
Contract end date	

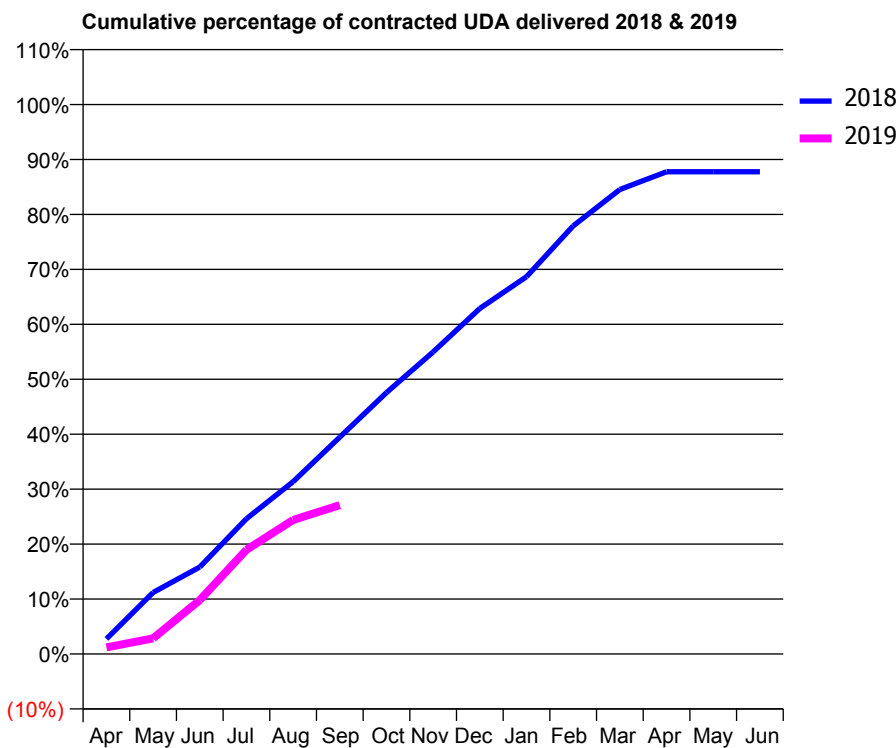
18/19 Contracted general activity (UDA)	29,000
Carry forward general activity (UDA)	0
18/19 Contracted orthodontic activity (UOA)	0
Carry forward orthodontic activity (UOA)	0
Baseline contract value	£749,845.69

ACCESS*

Patients seen in 24 months	Total	Change since previous quarter
Quarter ending September 2017	8,549	
Quarter ending December 2017	8,461	↓
Quarter ending March 2018	8,354	↓
Quarter ending June 2018	8,173	↓
Quarter ending September 2018	8,018	↓
Variance since September 2017	(6.2%)	↓



ACTIVITY



Month	Adjusted Scheduled Activity (UDA)	
	2018	2019
April	800	346
May	3,249	829
June	4,590	2,847
July	7,139	5,500
August	9,097	7,078
September	11,447	7,856
October	13,796	
November	15,944	
December	18,235	
January	19,915	
February	22,591	
March	24,517	
April	25,447	
May	25,447	
June	25,447	

QUALITY

	Quantity	Base Number	Contract	AT	Region	England
% of FP17s for the same patient ID Re-attending within 3 months - Children	53	830	6.4%	9.9%	11.5%	11.6%
% of FP17s for the same patient ID Re-attending within 3 months - Adults	564	3,292	17.1%	15.2%	16.5%	15.5%
% of FP17s for the same patient ID Re-attending between 3 & 9 months - Children	379	830	45.7%	48.8%	48.5%	58.8%
% of FP17s for the same patient ID Re-attending between 3 & 9 months - Adults	1,384	3,292	42.0%	38.8%	39.1%	51.1%
% of FP17s for Band 1 Urgent Courses	360	3,791	9.5%	10.1%	10.6%	9.0%
% of FP17s Relating to Free Repair or Replacements	59	3,791	1.6%	0.6%	0.5%	0.8%
% of FP17s Relating to Continuations	50	3,791	1.3%	0.8%	0.7%	0.9%
% of Patients satisfied with the dentistry they have received	3	3	N/A	91.6%	90.5%	93.3%
% of Patients satisfied with the time they had to wait for an appointment	2	3	N/A	87.5%	85.1%	88.9%

* This is based on patients treated on this contract for their most recent course of treatment. Figures in italics indicate the base number of FP17s or Patient Questionnaire responses are less than 100. N/A is shown where the base number of responses is less than 10 during the period. % is calculated as Quantity/Base number*100

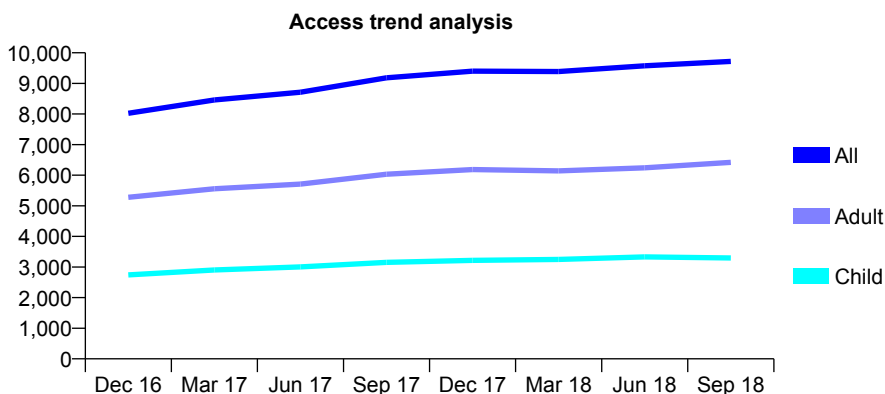
Q63 - Vital Signs At a Glance Contract Report for 138673/0001 - September 2018

Name or company name	Plumstead Dental Surgery Ltd
Contract type name	GDS Contract
Purpose of contract	General
Contract start date	01/12/2007
Contract end date	

18/19 Contracted general activity (UDA)	24,351
Carry forward general activity (UDA)	46
18/19 Contracted orthodontic activity (UOA)	0
Carry forward orthodontic activity (UOA)	0
Baseline contract value	£608,000.35

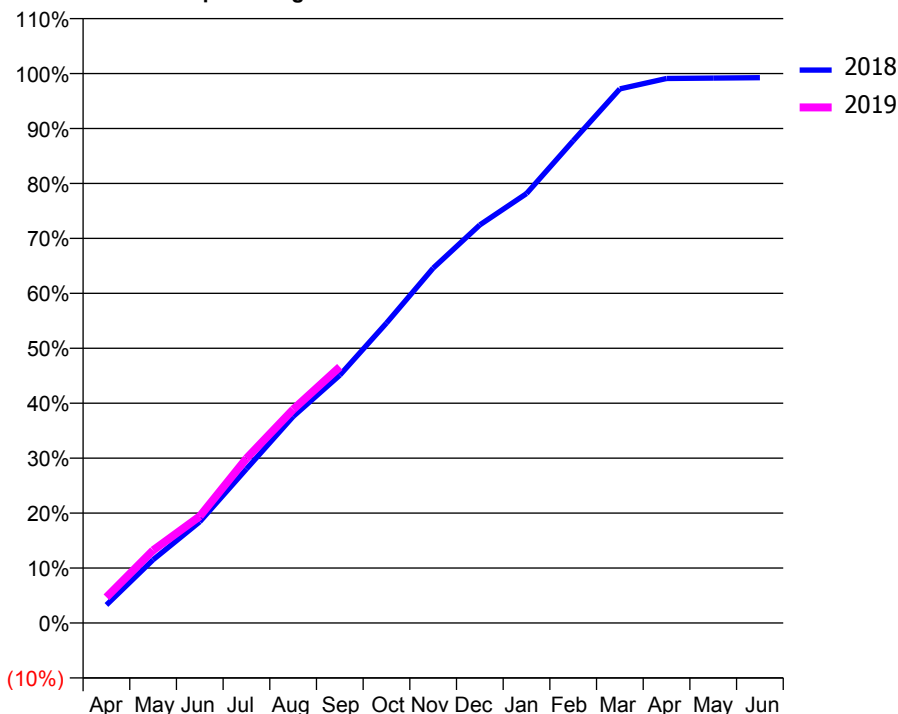
ACCESS*

Patients seen in 24 months	Total	Change since previous quarter
Quarter ending September 2017	9,185	
Quarter ending December 2017	9,402	↑
Quarter ending March 2018	9,388	→
Quarter ending June 2018	9,576	↑
Quarter ending September 2018	9,719	→
Variance since September 2017	5.8%	↑



ACTIVITY

Cumulative percentage of contracted UDA delivered 2018 & 2019



Month	Adjusted Scheduled Activity (UDA)	
	2018	2019
April	801	1,145
May	2,807	3,224
June	4,490	4,730
July	6,828	7,293
August	9,152	9,464
September	10,982	11,350
October	13,290	
November	15,726	
December	17,645	
January	19,033	
February	21,373	
March	23,668	
April	24,131	
May	24,150	
June	24,164	

QUALITY

	Quantity	Base Number	Contract	AT	Region	England
% of FP17s for the same patient ID Re-attending within 3 months - Children	189	1,986	9.5%	9.9%	11.5%	11.6%
% of FP17s for the same patient ID Re-attending within 3 months - Adults	743	3,622	20.5%	15.2%	16.5%	15.5%
% of FP17s for the same patient ID Re-attending between 3 & 9 months - Children	839	1,986	42.2%	48.8%	48.5%	58.8%
% of FP17s for the same patient ID Re-attending between 3 & 9 months - Adults	1,064	3,622	29.4%	38.8%	39.1%	51.1%
% of FP17s for Band 1 Urgent Courses	877	4,821	18.2%	10.1%	10.6%	9.0%
% of FP17s Relating to Free Repair or Replacements	7	4,821	0.1%	0.6%	0.5%	0.8%
% of FP17s Relating to Continuations	47	4,821	1.0%	0.8%	0.7%	0.9%
% of Patients satisfied with the dentistry they have received	1	1	N/A	91.6%	90.5%	93.3%
% of Patients satisfied with the time they had to wait for an appointment	1	1	N/A	87.5%	85.1%	88.9%

* This is based on patients treated on this contract for their most recent course of treatment. Figures in italics indicate the base number of FP17s or Patient Questionnaire responses are less than 100. N/A is shown where the base number of responses is less than 10 during the period. % is calculated as Quantity/Base number*100

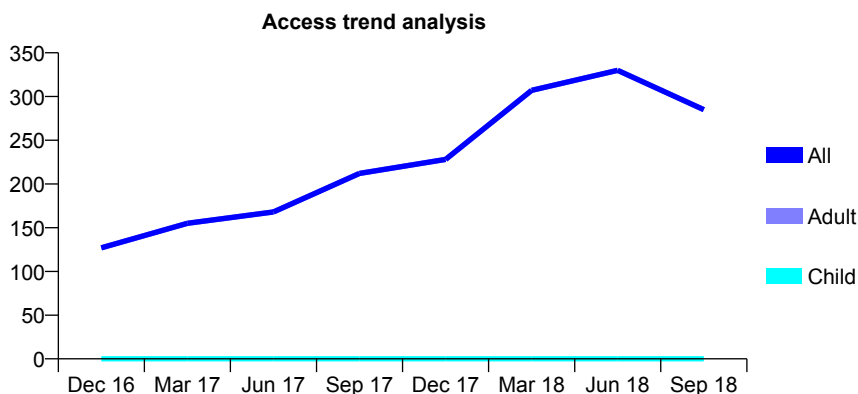
Q63 - Vital Signs At a Glance Contract Report for 138673/0002 - September 2018

Name or company name	Plumstead Dental Surgery Ltd
Contract type name	PDS Contract
Purpose of contract	General
Contract start date	01/04/2011
Contract end date	31/07/2018

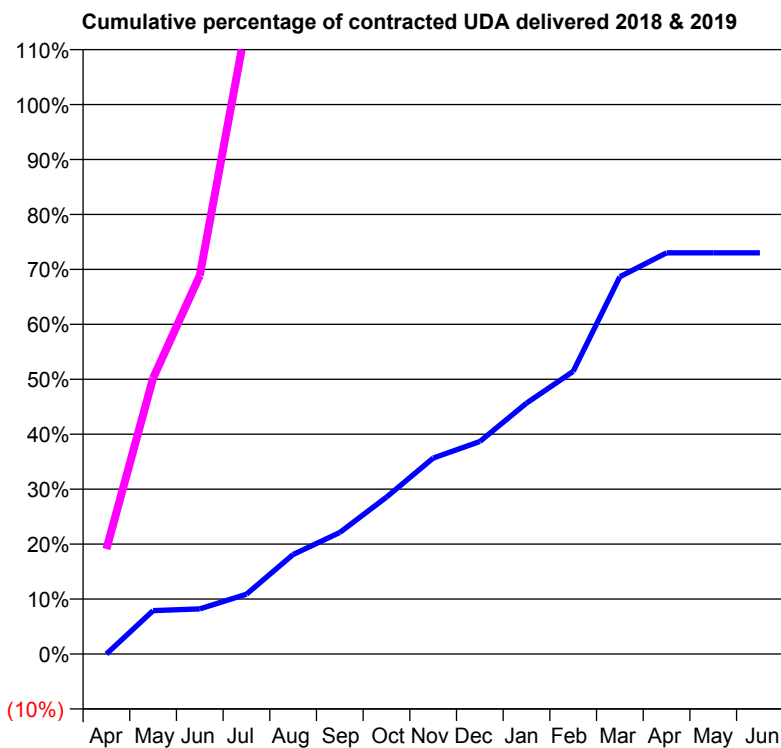
18/19 Contracted general activity (UDA)	225
Carry forward general activity (UDA)	0
18/19 Contracted orthodontic activity (UOA)	0
Carry forward orthodontic activity (UOA)	0
Baseline contract value	£11,869.54

ACCESS*

Patients seen in 24 months	Total	Change since previous quarter
Quarter ending September 2017	212	
Quarter ending December 2017	228	↑
Quarter ending March 2018	307	↑
Quarter ending June 2018	330	↑
Quarter ending September 2018	285	↓
Variance since September 2017	34.4%	↑



ACTIVITY



Month	Adjusted Scheduled Activity (UDA)	
	2018	2019
April	0	43
May	71	113
June	74	155
July	98	258
August	163	306
September	199	306
October	257	
November	321	
December	348	
January	411	
February	463	
March	618	
April	657	
May	657	
June	657	

QUALITY

	Quantity	Base Number	Contract	AT	Region	England
% of FP17s for the same patient ID Re-attending within 3 months - Children	0	0	N/A	9.9%	11.5%	11.6%
% of FP17s for the same patient ID Re-attending within 3 months - Adults	1	117	0.9%	15.2%	16.5%	15.5%
% of FP17s for the same patient ID Re-attending between 3 & 9 months - Children	0	0	N/A	48.8%	48.5%	58.8%
% of FP17s for the same patient ID Re-attending between 3 & 9 months - Adults	0	117	0.0%	38.8%	39.1%	51.1%
% of FP17s for Band 1 Urgent Courses	0	104	0.0%	10.1%	10.6%	9.0%
% of FP17s Relating to Free Repair or Replacements	0	104	0.0%	0.6%	0.5%	0.8%
% of FP17s Relating to Continuations	0	104	0.0%	0.8%	0.7%	0.9%
% of Patients satisfied with the dentistry they have received	0	0	N/A	91.6%	90.5%	93.3%
% of Patients satisfied with the time they had to wait for an appointment	0	0	N/A	87.5%	85.1%	88.9%

* This is based on patients treated on this contract for their most recent course of treatment. Figures in italics indicate the base number of FP17s or Patient Questionnaire responses are less than 100. N/A is shown where the base number of responses is less than 10 during the period. % is calculated as Quantity/Base number*100

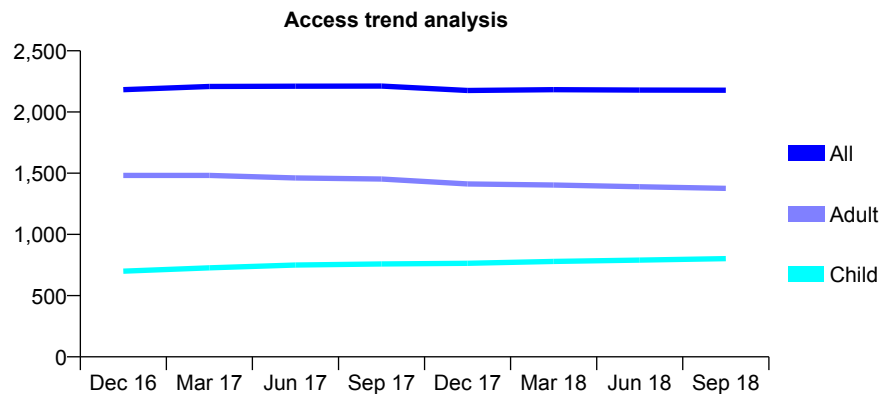
Q63 - Vital Signs At a Glance Contract Report for 140384/0001 - September 2018

Name or company name	Arcades Dental Surgery
Contract type name	GDS Contract
Purpose of contract	General
Contract start date	01/04/2006
Contract end date	

18/19 Contracted general activity (UDA)	6,775
Carry forward general activity (UDA)	-69
18/19 Contracted orthodontic activity (UOA)	0
Carry forward orthodontic activity (UOA)	0
Baseline contract value	£206,031.83

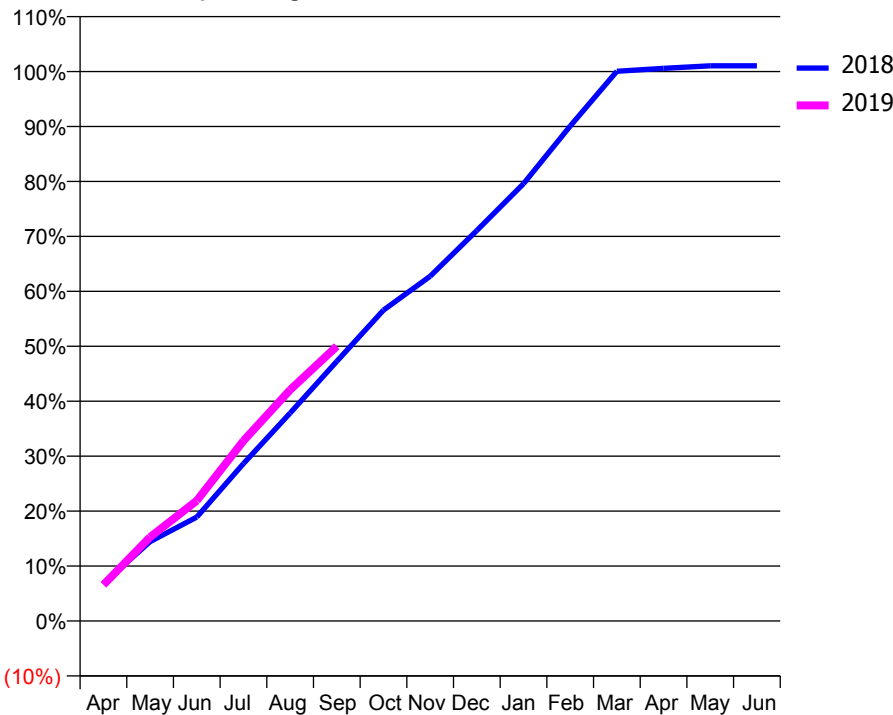
ACCESS*

Patients seen in 24 months	Total	Change since previous quarter
Quarter ending September 2017	2,212	
Quarter ending December 2017	2,176	↓
Quarter ending March 2018	2,183	→
Quarter ending June 2018	2,179	→
Quarter ending September 2018	2,178	→
Variance since September 2017	(1.5%)	↓



ACTIVITY

Cumulative percentage of contracted UDA delivered 2018 & 2019



Adjusted Scheduled Activity (UDA)		
Month	2018	2019
April	462	446
May	979	1,035
June	1,282	1,483
July	1,941	2,222
August	2,564	2,849
September	3,203	3,388
October	3,833	
November	4,251	
December	4,815	
January	5,391	
February	6,103	
March	6,777	
April	6,813	
May	6,844	
June	6,844	

QUALITY

	Quantity	Base Number	Contract	AT	Region	England
% of FP17s for the same patient ID Re-attending within 3 months - Children	22	503	4.4%	9.9%	11.5%	11.6%
% of FP17s for the same patient ID Re-attending within 3 months - Adults	72	713	10.1%	15.2%	16.5%	15.5%
% of FP17s for the same patient ID Re-attending between 3 & 9 months - Children	225	503	44.7%	48.8%	48.5%	58.8%
% of FP17s for the same patient ID Re-attending between 3 & 9 months - Adults	297	713	41.7%	38.8%	39.1%	51.1%
% of FP17s for Band 1 Urgent Courses	75	1,205	6.2%	10.1%	10.6%	9.0%
% of FP17s Relating to Free Repair or Replacements	2	1,205	0.2%	0.6%	0.5%	0.8%
% of FP17s Relating to Continuations	3	1,205	0.2%	0.8%	0.7%	0.9%
% of Patients satisfied with the dentistry they have received	1	2	N/A	91.6%	90.5%	93.3%
% of Patients satisfied with the time they had to wait for an appointment	1	2	N/A	87.5%	85.1%	88.9%

* This is based on patients treated on this contract for their most recent course of treatment. Figures in italics indicate the base number of FP17s or Patient Questionnaire responses are less than 100. N/A is shown where the base number of responses is less than 10 during the period. % is calculated as Quantity/Base number*100

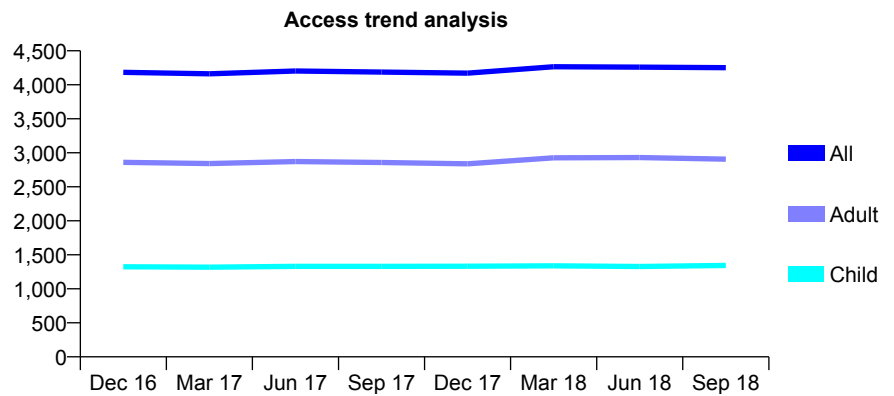
Q63 - Vital Signs At a Glance Contract Report for 141097/0001 - September 2018

Name or company name	Mr DJ Mehigan & Miss AM Peel
Contract type name	GDS Contract
Purpose of contract	General and Orthodontic
Contract start date	01/11/2006
Contract end date	

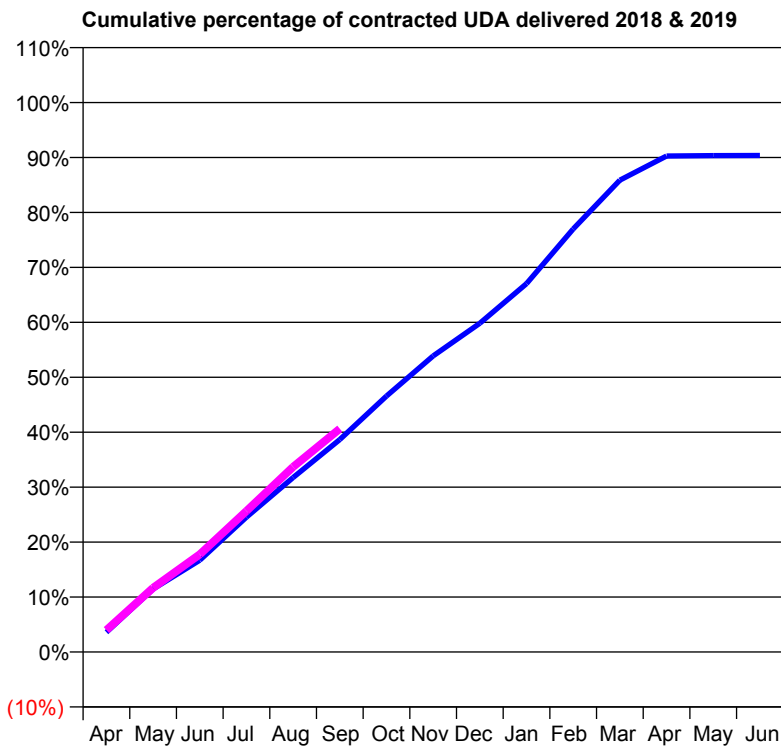
18/19 Contracted general activity (UDA)	14,962
Carry forward general activity (UDA)	11
18/19 Contracted orthodontic activity (UOA)	688
Carry forward orthodontic activity (UOA)	0
Baseline contract value	£376,806.25

ACCESS*

Patients seen in 24 months	Total	Change since previous quarter
Quarter ending September 2017	4,188	
Quarter ending December 2017	4,171	→
Quarter ending March 2018	4,265	↑
Quarter ending June 2018	4,260	→
Quarter ending September 2018	4,251	→
Variance since September 2017	1.5%	→



ACTIVITY



Month	Adjusted Scheduled Activity (UDA)	
	2018	2019
April	541	597
May	1,716	1,747
June	2,501	2,661
July	3,673	3,840
August	4,751	5,042
September	5,786	6,079
October	6,969	
November	8,062	
December	8,951	
January	10,030	
February	11,519	
March	12,848	
April	13,504	
May	13,515	
June	13,518	

QUALITY

	Quantity	Base Number	Contract	AT	Region	England
% of FP17s for the same patient ID Re-attending within 3 months - Children	95	1,195	7.9%	9.9%	11.5%	11.6%
% of FP17s for the same patient ID Re-attending within 3 months - Adults	475	2,252	21.1%	15.2%	16.5%	15.5%
% of FP17s for the same patient ID Re-attending between 3 & 9 months - Children	659	1,195	55.1%	48.8%	48.5%	58.8%
% of FP17s for the same patient ID Re-attending between 3 & 9 months - Adults	1,190	2,252	52.8%	38.8%	39.1%	51.1%
% of FP17s for Band 1 Urgent Courses	209	2,950	7.1%	10.1%	10.6%	9.0%
% of FP17s Relating to Free Repair or Replacements	19	2,950	0.6%	0.6%	0.5%	0.8%
% of FP17s Relating to Continuations	132	2,950	4.5%	0.8%	0.7%	0.9%
% of Patients satisfied with the dentistry they have received	2	2	N/A	91.6%	90.5%	93.3%
% of Patients satisfied with the time they had to wait for an appointment	2	2	N/A	87.5%	85.1%	88.9%

* This is based on patients treated on this contract for their most recent course of treatment. Figures in italics indicate the base number of FP17s or Patient Questionnaire responses are less than 100. N/A is shown where the base number of responses is less than 10 during the period. % is calculated as Quantity/Base number*100

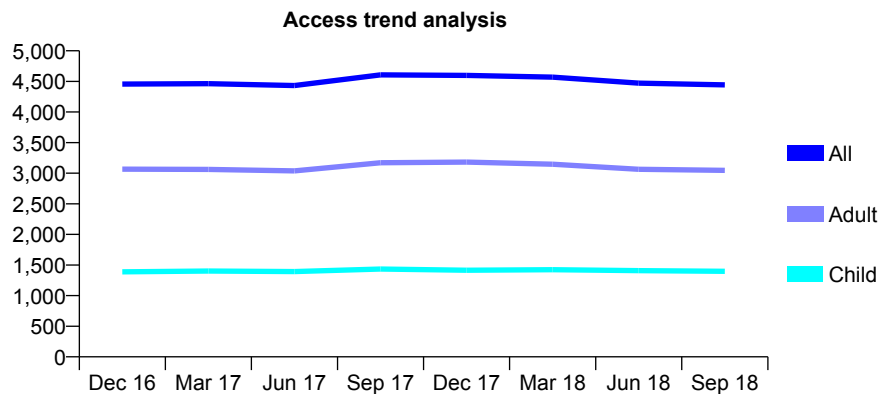
Q63 - Vital Signs At a Glance Contract Report for 141992/0001 - September 2018

Name or company name	S Cowley, R Ingham and J Angelo
Contract type name	GDS Contract
Purpose of contract	General
Contract start date	01/12/2012
Contract end date	

18/19 Contracted general activity (UDA)	20,575
Carry forward general activity (UDA)	0
18/19 Contracted orthodontic activity (UOA)	0
Carry forward orthodontic activity (UOA)	0
Baseline contract value	£637,688.84

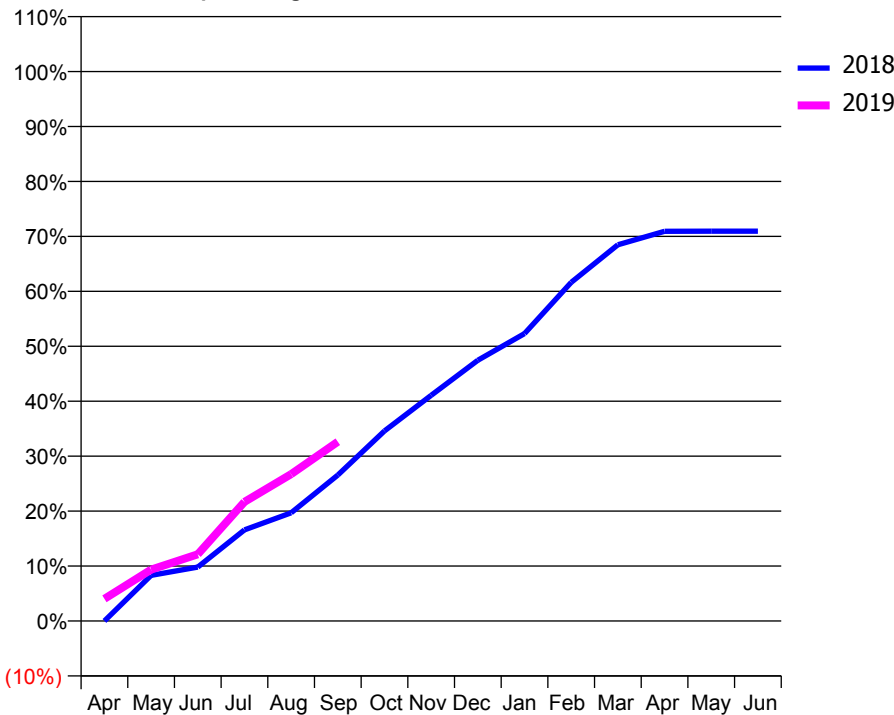
ACCESS*

Patients seen in 24 months	Total	Change since previous quarter
Quarter ending September 2017	4,607	
Quarter ending December 2017	4,599	→
Quarter ending March 2018	4,570	→
Quarter ending June 2018	4,472	↓
Quarter ending September 2018	4,444	→
Variance since September 2017	(3.5%)	↓



ACTIVITY

Cumulative percentage of contracted UDA delivered 2018 & 2019



Month	Adjusted Scheduled Activity (UDA)	
	2018	2019
April	0	832
May	1,711	1,926
June	2,018	2,497
July	3,411	4,460
August	4,052	5,500
September	5,465	6,711
October	7,118	
November	8,453	
December	9,766	
January	10,761	
February	12,682	
March	14,087	
April	14,592	
May	14,595	
June	14,595	

QUALITY

	Quantity	Base Number	Contract	AT	Region	England
% of FP17s for the same patient ID Re-attending within 3 months - Children	115	842	13.7%	9.9%	11.5%	11.6%
% of FP17s for the same patient ID Re-attending within 3 months - Adults	510	1,777	28.7%	15.2%	16.5%	15.5%
% of FP17s for the same patient ID Re-attending between 3 & 9 months - Children	298	842	35.4%	48.8%	48.5%	58.8%
% of FP17s for the same patient ID Re-attending between 3 & 9 months - Adults	446	1,777	25.1%	38.8%	39.1%	51.1%
% of FP17s for Band 1 Urgent Courses	490	2,438	20.1%	10.1%	10.6%	9.0%
% of FP17s Relating to Free Repair or Replacements	27	2,438	1.1%	0.6%	0.5%	0.8%
% of FP17s Relating to Continuations	59	2,438	2.4%	0.8%	0.7%	0.9%
% of Patients satisfied with the dentistry they have received	2	3	N/A	91.6%	90.5%	93.3%
% of Patients satisfied with the time they had to wait for an appointment	2	3	N/A	87.5%	85.1%	88.9%

* This is based on patients treated on this contract for their most recent course of treatment. Figures in italics indicate the base number of FP17s or Patient Questionnaire responses are less than 100. N/A is shown where the base number of responses is less than 10 during the period. % is calculated as Quantity/Base number*100

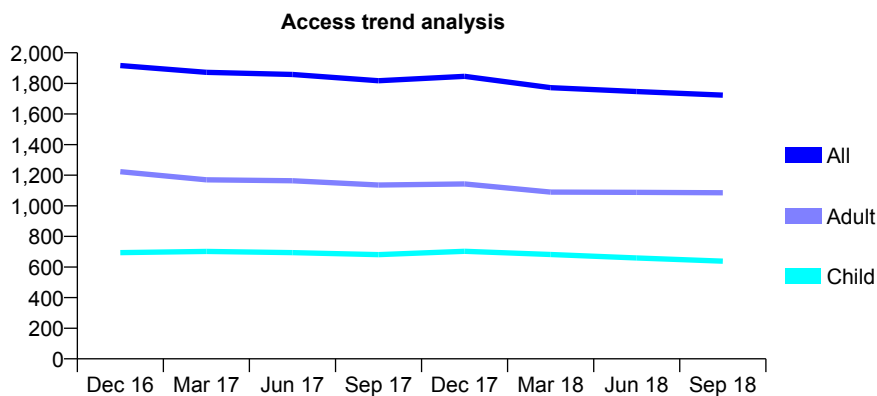
Q63 - Vital Signs At a Glance Contract Report for 142654/0001 - September 2018

Name or company name	Dr May Amour
Contract type name	GDS Contract
Purpose of contract	General
Contract start date	04/12/2012
Contract end date	

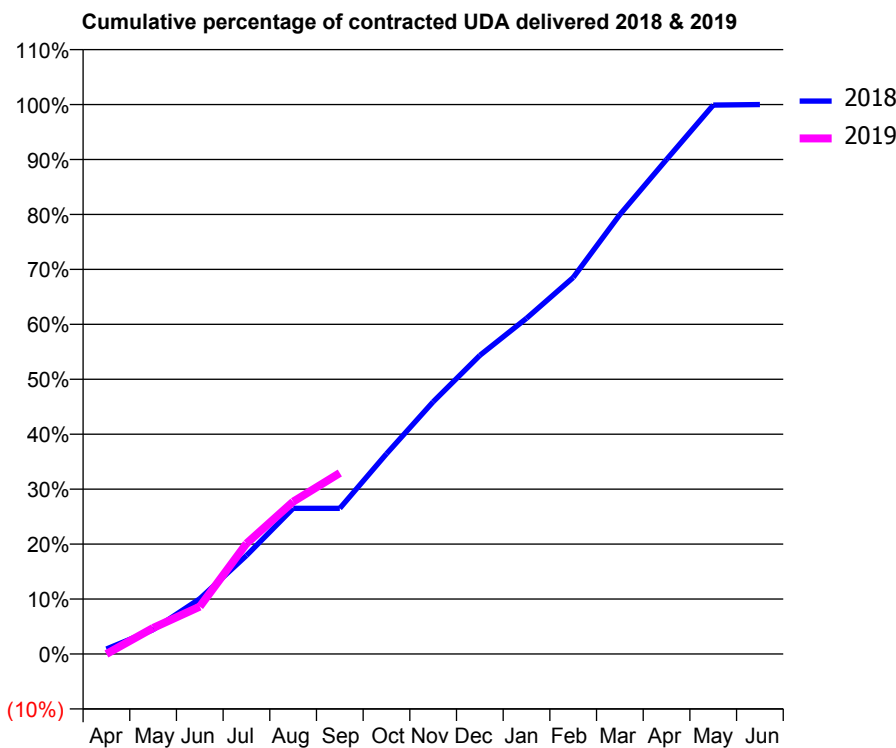
18/19 Contracted general activity (UDA)	4,000
Carry forward general activity (UDA)	0
18/19 Contracted orthodontic activity (UOA)	0
Carry forward orthodontic activity (UOA)	0
Baseline contract value	£123,365.02

ACCESS*

Patients seen in 24 months	Total	Change since previous quarter
Quarter ending September 2017	1,817	
Quarter ending December 2017	1,846	→
Quarter ending March 2018	1,772	↓
Quarter ending June 2018	1,747	↓
Quarter ending September 2018	1,723	↓
Variance since September 2017	(5.2%)	↓



ACTIVITY



Adjusted Scheduled Activity (UDA)		
Month	2018	2019
April	36	0
May	177	190
June	403	345
July	717	804
August	1,061	1,109
September	1,061	1,318
October	1,458	
November	1,836	
December	2,173	
January	2,444	
February	2,740	
March	3,199	
April	3,600	
May	3,996	
June	4,000	

QUALITY

	Quantity	Base Number	Contract	AT	Region	England
% of FP17s for the same patient ID Re-attending within 3 months - Children	7	240	2.9%	9.9%	11.5%	11.6%
% of FP17s for the same patient ID Re-attending within 3 months - Adults	17	467	3.6%	15.2%	16.5%	15.5%
% of FP17s for the same patient ID Re-attending between 3 & 9 months - Children	61	240	25.4%	48.8%	48.5%	58.8%
% of FP17s for the same patient ID Re-attending between 3 & 9 months - Adults	88	467	18.8%	38.8%	39.1%	51.1%
% of FP17s for Band 1 Urgent Courses	70	519	13.5%	10.1%	10.6%	9.0%
% of FP17s Relating to Free Repair or Replacements	0	519	0.0%	0.6%	0.5%	0.8%
% of FP17s Relating to Continuations	0	519	0.0%	0.8%	0.7%	0.9%
% of Patients satisfied with the dentistry they have received	0	0	N/A	91.6%	90.5%	93.3%
% of Patients satisfied with the time they had to wait for an appointment	0	0	N/A	87.5%	85.1%	88.9%

* This is based on patients treated on this contract for their most recent course of treatment. Figures in italics indicate the base number of FP17s or Patient Questionnaire responses are less than 100. N/A is shown where the base number of responses is less than 10 during the period. % is calculated as Quantity/Base number*100

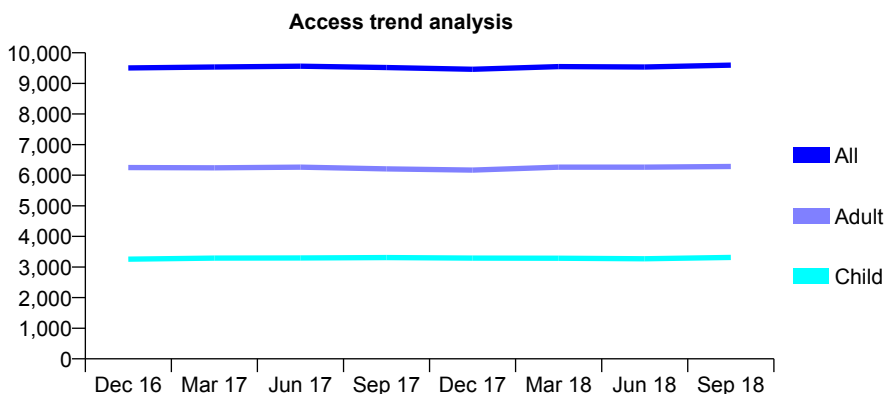
Q63 - Vital Signs At a Glance Contract Report for 143553/0001 - September 2018

Name or company name	Brigstock Dental Practice
Contract type name	GDS Contract
Purpose of contract	General
Contract start date	05/06/2014
Contract end date	

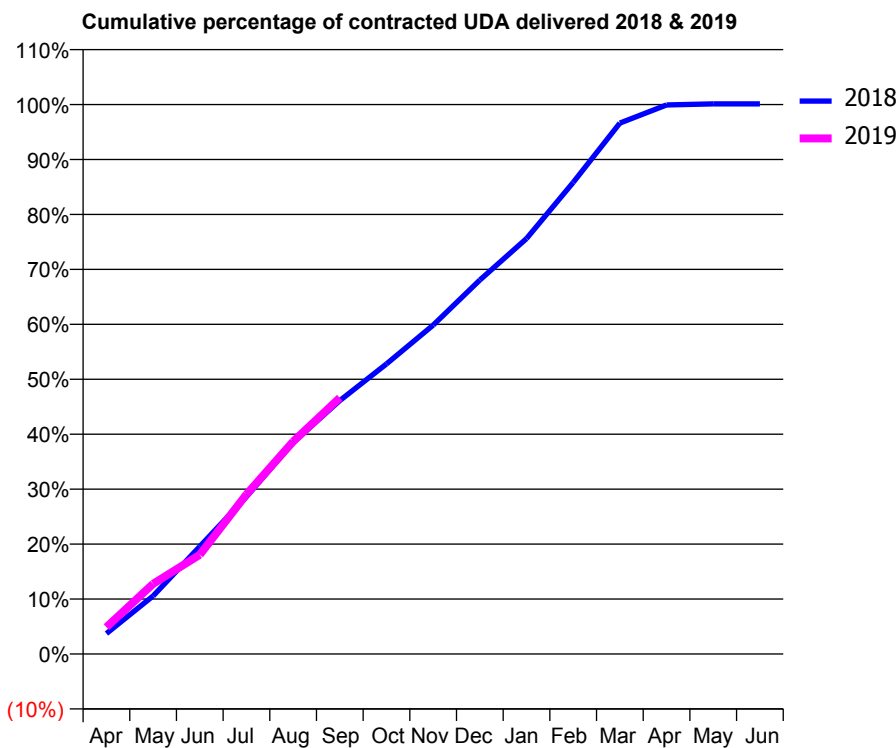
18/19 Contracted general activity (UDA)	21,983
Carry forward general activity (UDA)	-27
18/19 Contracted orthodontic activity (UOA)	0
Carry forward orthodontic activity (UOA)	0
Baseline contract value	£638,692.15

ACCESS*

Patients seen in 24 months	Total	Change since previous quarter
Quarter ending September 2017	9,518	
Quarter ending December 2017	9,461	→
Quarter ending March 2018	9,549	→
Quarter ending June 2018	9,535	→
Quarter ending September 2018	9,599	→
Variance since September 2017	0.9%	→



ACTIVITY



Adjusted Scheduled Activity (UDA)		
Month	2018	2019
April	817	1,075
May	2,322	2,806
June	4,300	3,970
July	6,294	6,389
August	8,463	8,502
September	10,138	10,248
October	11,605	
November	13,156	
December	14,959	
January	16,620	
February	18,865	
March	21,238	
April	21,964	
May	22,006	
June	22,010	

QUALITY

	Quantity	Base Number	Contract	AT	Region	England
% of FP17s for the same patient ID Re-attending within 3 months - Children	145	2,139	6.8%	9.9%	11.5%	11.6%
% of FP17s for the same patient ID Re-attending within 3 months - Adults	426	3,361	12.7%	15.2%	16.5%	15.5%
% of FP17s for the same patient ID Re-attending between 3 & 9 months - Children	1,110	2,139	51.9%	48.8%	48.5%	58.8%
% of FP17s for the same patient ID Re-attending between 3 & 9 months - Adults	1,370	3,361	40.8%	38.8%	39.1%	51.1%
% of FP17s for Band 1 Urgent Courses	517	4,811	10.7%	10.1%	10.6%	9.0%
% of FP17s Relating to Free Repair or Replacements	17	4,811	0.4%	0.6%	0.5%	0.8%
% of FP17s Relating to Continuations	14	4,811	0.3%	0.8%	0.7%	0.9%
% of Patients satisfied with the dentistry they have received	0	1	N/A	91.6%	90.5%	93.3%
% of Patients satisfied with the time they had to wait for an appointment	0	1	N/A	87.5%	85.1%	88.9%

* This is based on patients treated on this contract for their most recent course of treatment. Figures in italics indicate the base number of FP17s or Patient Questionnaire responses are less than 100. N/A is shown where the base number of responses is less than 10 during the period. % is calculated as Quantity/Base number*100

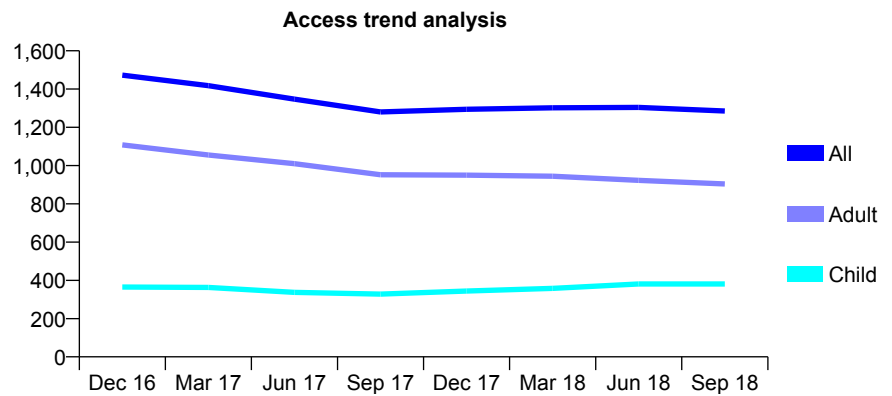
Q63 - Vital Signs At a Glance Contract Report for 144312/0001 - September 2018

Name or company name	Shortlands Dental Practice Limited
Contract type name	GDS Contract
Purpose of contract	General
Contract start date	01/08/2009
Contract end date	

18/19 Contracted general activity (UDA)	5,010
Carry forward general activity (UDA)	-12
18/19 Contracted orthodontic activity (UOA)	0
Carry forward orthodontic activity (UOA)	0
Baseline contract value	£128,926.46

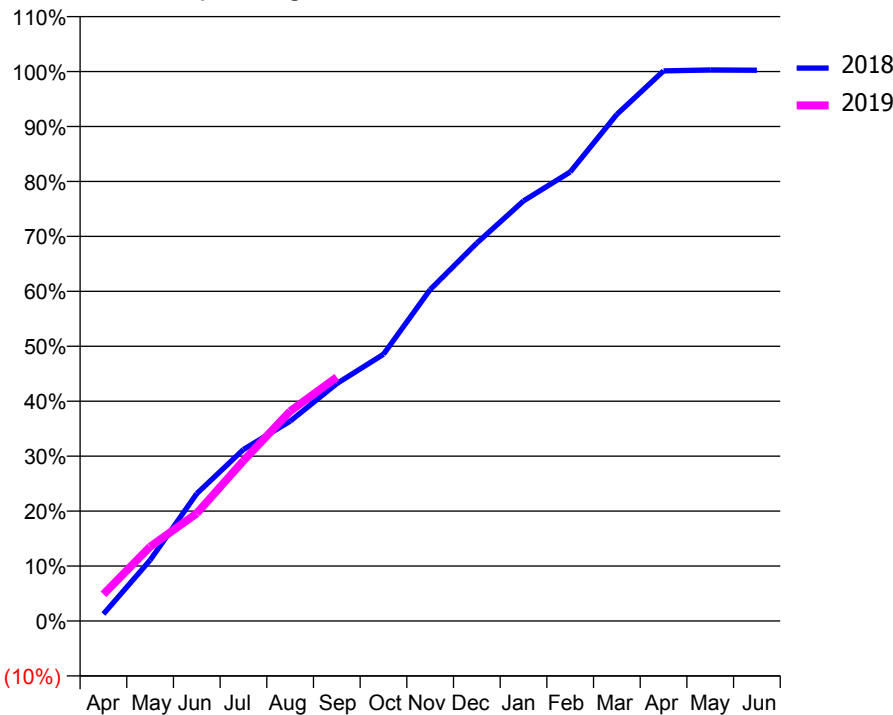
ACCESS*

Patients seen in 24 months	Total	Change since previous quarter
Quarter ending September 2017	1,280	
Quarter ending December 2017	1,294	→
Quarter ending March 2018	1,302	→
Quarter ending June 2018	1,304	→
Quarter ending September 2018	1,285	↓
Variance since September 2017	0.4%	→



ACTIVITY

Cumulative percentage of contracted UDA delivered 2018 & 2019



Month	Adjusted Scheduled Activity (UDA)	
	2018	2019
April	64	244
May	555	677
June	1,162	981
July	1,564	1,462
August	1,822	1,913
September	2,165	2,223
October	2,432	
November	3,022	
December	3,446	
January	3,831	
February	4,095	
March	4,620	
April	5,016	
May	5,025	
June	5,022	

QUALITY

	Quantity	Base Number	Contract	AT	Region	England
% of FP17s for the same patient ID Re-attending within 3 months - Children	37	275	13.5%	9.9%	11.5%	11.6%
% of FP17s for the same patient ID Re-attending within 3 months - Adults	116	589	19.7%	15.2%	16.5%	15.5%
% of FP17s for the same patient ID Re-attending between 3 & 9 months - Children	138	275	50.2%	48.8%	48.5%	58.8%
% of FP17s for the same patient ID Re-attending between 3 & 9 months - Adults	209	589	35.5%	38.8%	39.1%	51.1%
% of FP17s for Band 1 Urgent Courses	66	778	8.5%	10.1%	10.6%	9.0%
% of FP17s Relating to Free Repair or Replacements	12	778	1.5%	0.6%	0.5%	0.8%
% of FP17s Relating to Continuations	14	778	1.8%	0.8%	0.7%	0.9%
% of Patients satisfied with the dentistry they have received	0	1	N/A	91.6%	90.5%	93.3%
% of Patients satisfied with the time they had to wait for an appointment	0	1	N/A	87.5%	85.1%	88.9%

* This is based on patients treated on this contract for their most recent course of treatment. Figures in italics indicate the base number of FP17s or Patient Questionnaire responses are less than 100. N/A is shown where the base number of responses is less than 10 during the period. % is calculated as Quantity/Base number*100

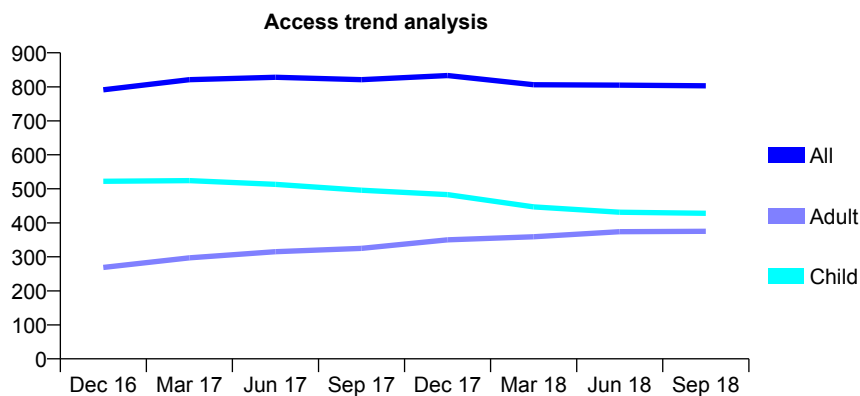
Q63 - Vital Signs At a Glance Contract Report for 144347/0001 - September 2018

Name or company name	Ivory
Contract type name	GDS Contract
Purpose of contract	General
Contract start date	01/06/2009
Contract end date	

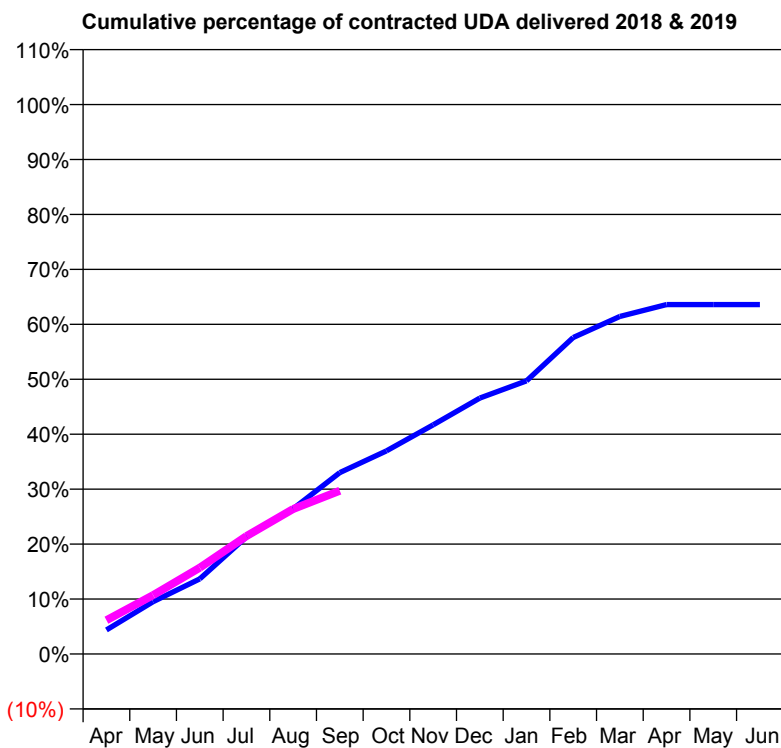
18/19 Contracted general activity (UDA)	3,269
Carry forward general activity (UDA)	0
18/19 Contracted orthodontic activity (UOA)	0
Carry forward orthodontic activity (UOA)	0
Baseline contract value	£79,057.46

ACCESS*

Patients seen in 24 months	Total	Change since previous quarter
Quarter ending September 2017	821	
Quarter ending December 2017	833	→
Quarter ending March 2018	806	↓
Quarter ending June 2018	805	→
Quarter ending September 2018	803	→
Variance since September 2017	(2.2%)	↓



ACTIVITY



Adjusted Scheduled Activity (UDA)		
Month	2018	2019
April	143	201
May	311	350
June	447	514
July	697	701
August	864	863
September	1,079	972
October	1,208	
November	1,363	
December	1,523	
January	1,625	
February	1,883	
March	2,008	
April	2,079	
May	2,079	
June	2,079	

QUALITY

	Quantity	Base Number	Contract	AT	Region	England
% of FP17s for the same patient ID Re-attending within 3 months - Children	13	311	4.2%	9.9%	11.5%	11.6%
% of FP17s for the same patient ID Re-attending within 3 months - Adults	39	190	20.5%	15.2%	16.5%	15.5%
% of FP17s for the same patient ID Re-attending between 3 & 9 months - Children	197	311	63.3%	48.8%	48.5%	58.8%
% of FP17s for the same patient ID Re-attending between 3 & 9 months - Adults	78	190	41.1%	38.8%	39.1%	51.1%
% of FP17s for Band 1 Urgent Courses	53	469	11.3%	10.1%	10.6%	9.0%
% of FP17s Relating to Free Repair or Replacements	0	469	0.0%	0.6%	0.5%	0.8%
% of FP17s Relating to Continuations	2	469	0.4%	0.8%	0.7%	0.9%
% of Patients satisfied with the dentistry they have received	0	0	N/A	91.6%	90.5%	93.3%
% of Patients satisfied with the time they had to wait for an appointment	0	0	N/A	87.5%	85.1%	88.9%

* This is based on patients treated on this contract for their most recent course of treatment. Figures in italics indicate the base number of FP17s or Patient Questionnaire responses are less than 100. N/A is shown where the base number of responses is less than 10 during the period. % is calculated as Quantity/Base number*100

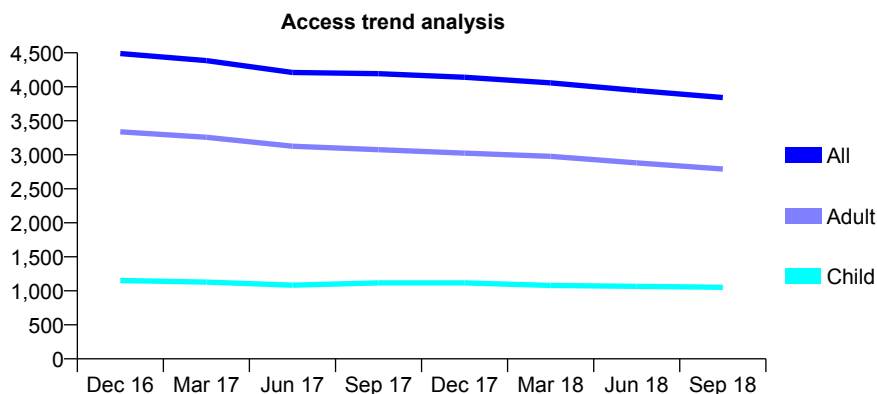
Q63 - Vital Signs At a Glance Contract Report for 146161/0001 - September 2018

Name or company name	a/s dental The Aesthetic Smile Studio
Contract type name	GDS Contract
Purpose of contract	General
Contract start date	01/04/2006
Contract end date	

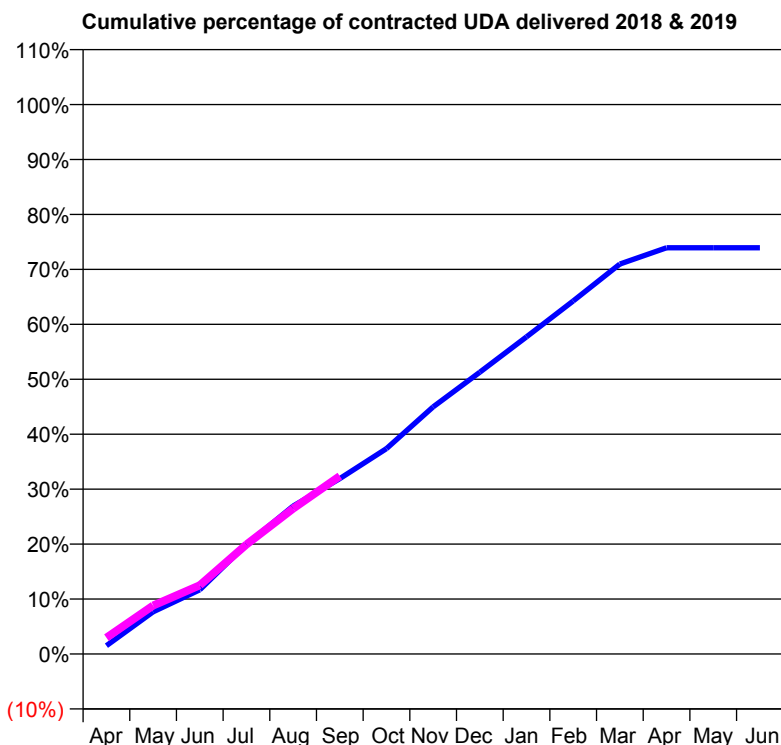
18/19 Contracted general activity (UDA)	11,777
Carry forward general activity (UDA)	0
18/19 Contracted orthodontic activity (UOA)	0
Carry forward orthodontic activity (UOA)	0
Baseline contract value	£279,751.34

ACCESS*

Patients seen in 24 months	Total	Change since previous quarter
Quarter ending September 2017	4,193	
Quarter ending December 2017	4,141	↓
Quarter ending March 2018	4,058	↓
Quarter ending June 2018	3,946	↓
Quarter ending September 2018	3,843	↓
Variance since September 2017	(8.3%)	↓



ACTIVITY



Month	Adjusted Scheduled Activity (UDA)	
	2018	2019
April	179	349
May	904	1,038
June	1,375	1,472
July	2,350	2,349
August	3,170	3,117
September	3,760	3,814
October	4,403	
November	5,296	
December	6,041	
January	6,798	
February	7,566	
March	8,357	
April	8,706	
May	8,706	
June	8,706	

QUALITY

	Quantity	Base Number	Contract	AT	Region	England
% of FP17s for the same patient ID Re-attending within 3 months - Children	39	528	7.4%	9.9%	11.5%	11.6%
% of FP17s for the same patient ID Re-attending within 3 months - Adults	161	1,460	11.0%	15.2%	16.5%	15.5%
% of FP17s for the same patient ID Re-attending between 3 & 9 months - Children	202	528	38.3%	48.8%	48.5%	58.8%
% of FP17s for the same patient ID Re-attending between 3 & 9 months - Adults	671	1,460	46.0%	38.8%	39.1%	51.1%
% of FP17s for Band 1 Urgent Courses	295	1,841	16.0%	10.1%	10.6%	9.0%
% of FP17s Relating to Free Repair or Replacements	6	1,841	0.3%	0.6%	0.5%	0.8%
% of FP17s Relating to Continuations	5	1,841	0.3%	0.8%	0.7%	0.9%
% of Patients satisfied with the dentistry they have received	2	2	N/A	91.6%	90.5%	93.3%
% of Patients satisfied with the time they had to wait for an appointment	2	2	N/A	87.5%	85.1%	88.9%

* This is based on patients treated on this contract for their most recent course of treatment. Figures in italics indicate the base number of FP17s or Patient Questionnaire responses are less than 100. N/A is shown where the base number of responses is less than 10 during the period. % is calculated as Quantity/Base number*100

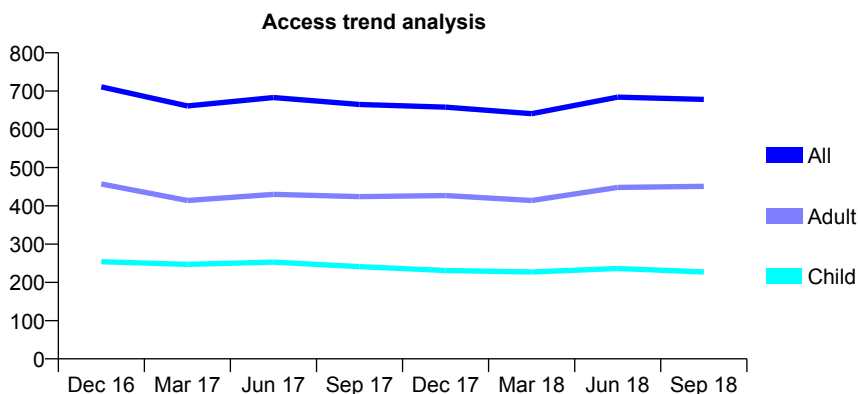
Q63 - Vital Signs At a Glance Contract Report for 146757/0001 - September 2018

Name or company name	Dental Matters
Contract type name	GDS Contract
Purpose of contract	General
Contract start date	01/11/2009
Contract end date	

18/19 Contracted general activity (UDA)	3,000
Carry forward general activity (UDA)	-60
18/19 Contracted orthodontic activity (UOA)	0
Carry forward orthodontic activity (UOA)	0
Baseline contract value	£96,826.31

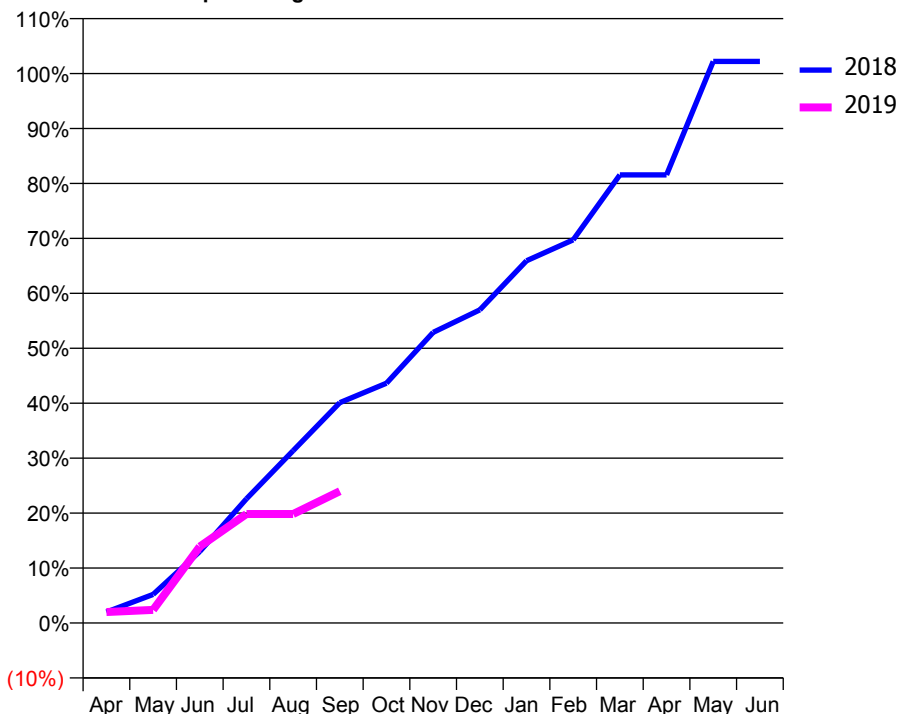
ACCESS*

Patients seen in 24 months	Total	Change since previous quarter
Quarter ending September 2017	665	
Quarter ending December 2017	658	↓
Quarter ending March 2018	641	↓
Quarter ending June 2018	684	↑
Quarter ending September 2018	678	→
Variance since September 2017	2.0%	→



ACTIVITY

Cumulative percentage of contracted UDA delivered 2018 & 2019



Adjusted Scheduled Activity (UDA)

Month	2018	2019
April	60	60
May	156	72
June	390	417
July	678	595
August	941	595
September	1,203	720
October	1,309	
November	1,587	
December	1,710	
January	1,978	
February	2,092	
March	2,446	
April	2,446	
May	3,066	
June	3,066	

QUALITY

	Quantity	Base Number	Contract	AT	Region	England
% of FP17s for the same patient ID Re-attending within 3 months - Children	2	96	2.1%	9.9%	11.5%	11.6%
% of FP17s for the same patient ID Re-attending within 3 months - Adults	14	189	7.4%	15.2%	16.5%	15.5%
% of FP17s for the same patient ID Re-attending between 3 & 9 months - Children	25	96	26.0%	48.8%	48.5%	58.8%
% of FP17s for the same patient ID Re-attending between 3 & 9 months - Adults	37	189	19.6%	38.8%	39.1%	51.1%
% of FP17s for Band 1 Urgent Courses	9	170	5.3%	10.1%	10.6%	9.0%
% of FP17s Relating to Free Repair or Replacements	0	170	0.0%	0.6%	0.5%	0.8%
% of FP17s Relating to Continuations	0	170	0.0%	0.8%	0.7%	0.9%
% of Patients satisfied with the dentistry they have received	0	0	N/A	91.6%	90.5%	93.3%
% of Patients satisfied with the time they had to wait for an appointment	0	0	N/A	87.5%	85.1%	88.9%

* This is based on patients treated on this contract for their most recent course of treatment. Figures in italics indicate the base number of FP17s or Patient Questionnaire responses are less than 100. N/A is shown where the base number of responses is less than 10 during the period. % is calculated as Quantity/Base number*100

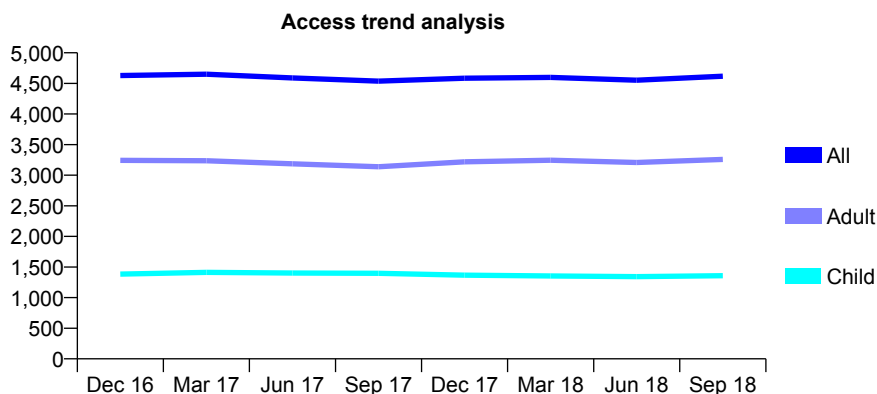
Q63 - Vital Signs At a Glance Contract Report for 147060/0001 - September 2018

Name or company name	Purley Whites Dental Care
Contract type name	GDS Contract
Purpose of contract	General and Orthodontic
Contract start date	01/04/2006
Contract end date	

18/19 Contracted general activity (UDA)	10,277
Carry forward general activity (UDA)	-143
18/19 Contracted orthodontic activity (UOA)	296
Carry forward orthodontic activity (UOA)	-5
Baseline contract value	£285,754.66

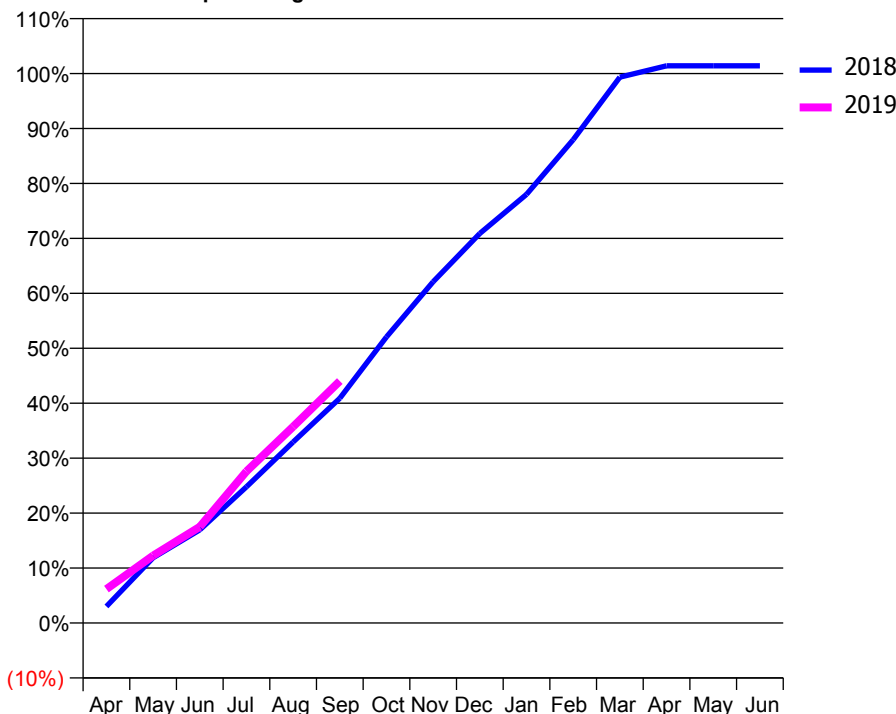
ACCESS*

Patients seen in 24 months	Total	Change since previous quarter
Quarter ending September 2017	4,537	
Quarter ending December 2017	4,585	→
Quarter ending March 2018	4,598	→
Quarter ending June 2018	4,553	→
Quarter ending September 2018	4,618	→
Variance since September 2017	1.8%	→



ACTIVITY

Cumulative percentage of contracted UDA delivered 2018 & 2019



Adjusted Scheduled Activity (UDA)

Month	2018	2019
April	310	634
May	1,221	1,261
June	1,743	1,801
July	2,548	2,836
August	3,387	3,672
September	4,203	4,525
October	5,351	
November	6,383	
December	7,286	
January	8,016	
February	9,038	
March	10,210	
April	10,420	
May	10,420	
June	10,420	

QUALITY

	Quantity	Base Number	Contract	AT	Region	England
% of FP17s for the same patient ID Re-attending within 3 months - Children	36	704	5.1%	9.9%	11.5%	11.6%
% of FP17s for the same patient ID Re-attending within 3 months - Adults	145	1,369	10.6%	15.2%	16.5%	15.5%
% of FP17s for the same patient ID Re-attending between 3 & 9 months - Children	268	704	38.1%	48.8%	48.5%	58.8%
% of FP17s for the same patient ID Re-attending between 3 & 9 months - Adults	391	1,369	28.6%	38.8%	39.1%	51.1%
% of FP17s for Band 1 Urgent Courses	71	1,992	3.6%	10.1%	10.6%	9.0%
% of FP17s Relating to Free Repair or Replacements	8	1,992	0.4%	0.6%	0.5%	0.8%
% of FP17s Relating to Continuations	39	1,992	2.0%	0.8%	0.7%	0.9%
% of Patients satisfied with the dentistry they have received	0	0	N/A	91.6%	90.5%	93.3%
% of Patients satisfied with the time they had to wait for an appointment	0	0	N/A	87.5%	85.1%	88.9%

* This is based on patients treated on this contract for their most recent course of treatment. Figures in italics indicate the base number of FP17s or Patient Questionnaire responses are less than 100. N/A is shown where the base number of responses is less than 10 during the period. % is calculated as Quantity/Base number*100

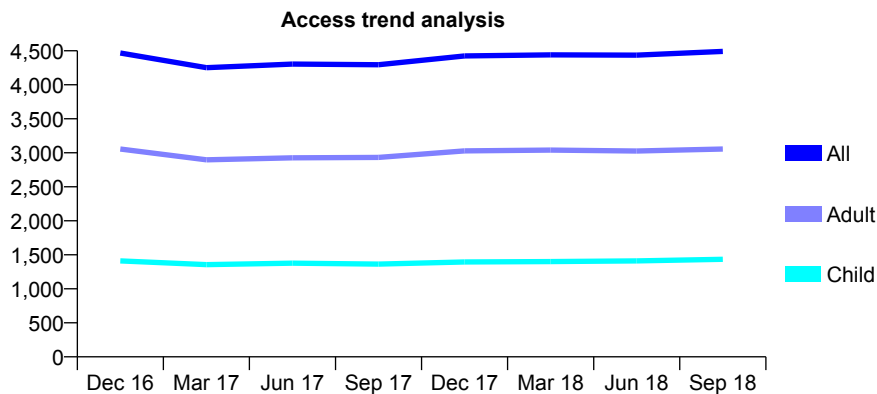
Q63 - Vital Signs At a Glance Contract Report for 147494/0001 - September 2018

Name or company name	Augustus Road Dental Practice
Contract type name	GDS Contract
Purpose of contract	General
Contract start date	06/11/2007
Contract end date	

18/19 Contracted general activity (UDA)	11,356
Carry forward general activity (UDA)	-15
18/19 Contracted orthodontic activity (UOA)	0
Carry forward orthodontic activity (UOA)	0
Baseline contract value	£384,556.73

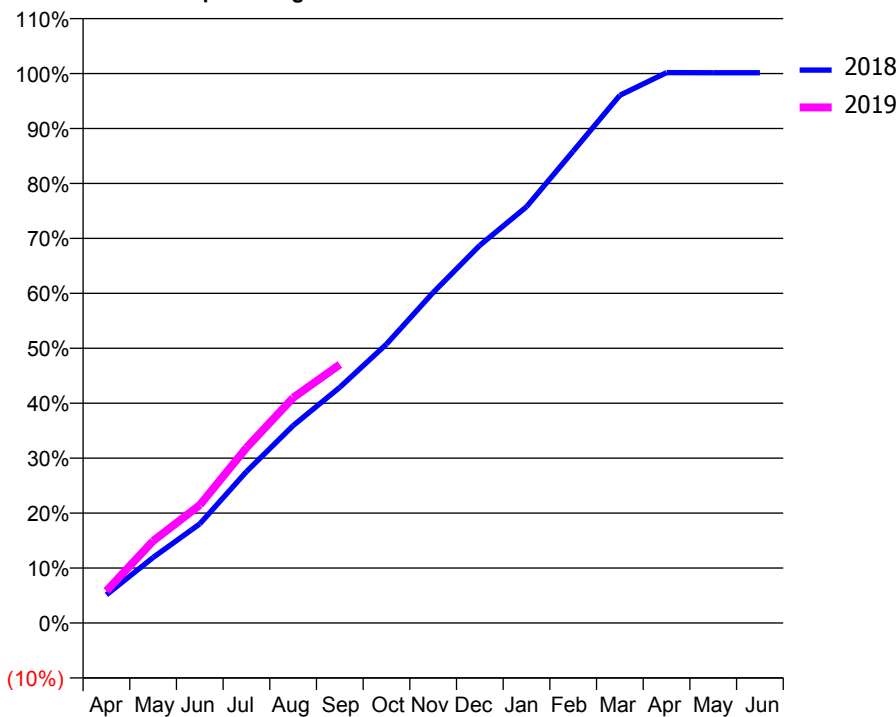
ACCESS*

Patients seen in 24 months	Total	Change since previous quarter
Quarter ending September 2017	4,296	
Quarter ending December 2017	4,425	↑
Quarter ending March 2018	4,441	→
Quarter ending June 2018	4,437	→
Quarter ending September 2018	4,491	→
Variance since September 2017	4.5%	↑



ACTIVITY

Cumulative percentage of contracted UDA delivered 2018 & 2019



Month	Adjusted Scheduled Activity (UDA)	
	2018	2019
April	582	661
May	1,353	1,696
June	2,049	2,438
July	3,130	3,621
August	4,081	4,655
September	4,871	5,341
October	5,764	
November	6,831	
December	7,805	
January	8,601	
February	9,750	
March	10,905	
April	11,373	
May	11,370	
June	11,371	

QUALITY

	Quantity	Base Number	Contract	AT	Region	England
% of FP17s for the same patient ID Re-attending within 3 months - Children	63	983	6.4%	9.9%	11.5%	11.6%
% of FP17s for the same patient ID Re-attending within 3 months - Adults	217	1,723	12.6%	15.2%	16.5%	15.5%
% of FP17s for the same patient ID Re-attending between 3 & 9 months - Children	517	983	52.6%	48.8%	48.5%	58.8%
% of FP17s for the same patient ID Re-attending between 3 & 9 months - Adults	711	1,723	41.3%	38.8%	39.1%	51.1%
% of FP17s for Band 1 Urgent Courses	165	2,521	6.5%	10.1%	10.6%	9.0%
% of FP17s Relating to Free Repair or Replacements	10	2,521	0.4%	0.6%	0.5%	0.8%
% of FP17s Relating to Continuations	5	2,521	0.2%	0.8%	0.7%	0.9%
% of Patients satisfied with the dentistry they have received	1	1	N/A	91.6%	90.5%	93.3%
% of Patients satisfied with the time they had to wait for an appointment	1	1	N/A	87.5%	85.1%	88.9%

* This is based on patients treated on this contract for their most recent course of treatment. Figures in italics indicate the base number of FP17s or Patient Questionnaire responses are less than 100. N/A is shown where the base number of responses is less than 10 during the period. % is calculated as Quantity/Base number*100

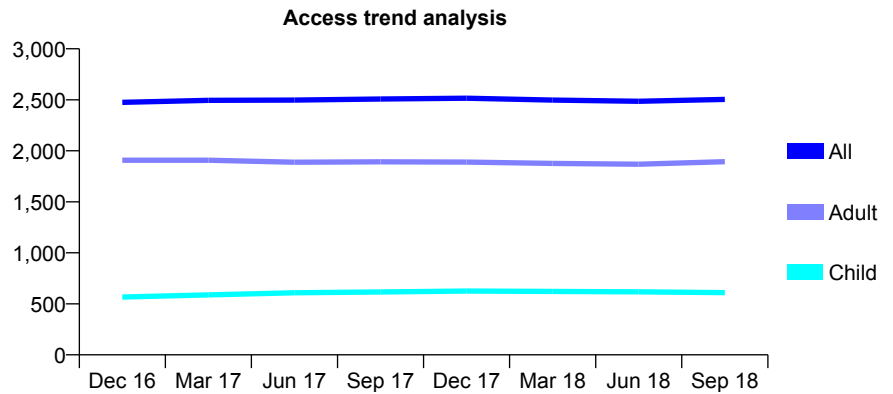
Q63 - Vital Signs At a Glance Contract Report for 149381/0001 - September 2018

Name or company name	Leong & Motlagh
Contract type name	GDS Contract
Purpose of contract	General
Contract start date	28/03/2013
Contract end date	

18/19 Contracted general activity (UDA)	7,581
Carry forward general activity (UDA)	141
18/19 Contracted orthodontic activity (UOA)	0
Carry forward orthodontic activity (UOA)	0
Baseline contract value	£227,944.92

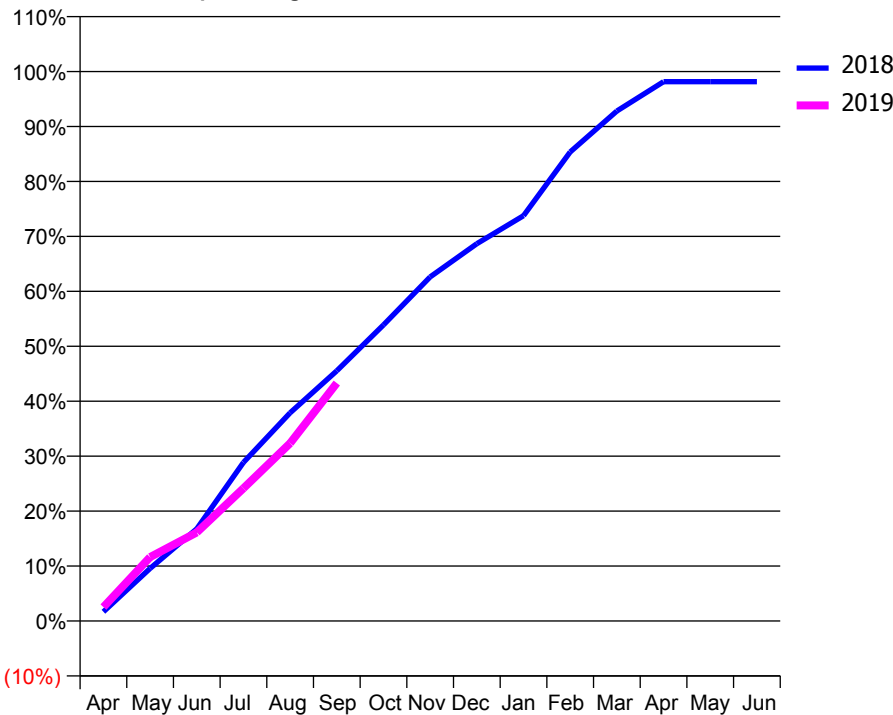
ACCESS*

Patients seen in 24 months	Total	Change since previous quarter
Quarter ending September 2017	2,508	
Quarter ending December 2017	2,516	→
Quarter ending March 2018	2,498	→
Quarter ending June 2018	2,486	→
Quarter ending September 2018	2,504	→
Variance since September 2017	(0.2%)	→



ACTIVITY

Cumulative percentage of contracted UDA delivered 2018 & 2019



Month	Adjusted Scheduled Activity (UDA)	
	2018	2019
April	129	192
May	726	883
June	1,273	1,223
July	2,189	1,832
August	2,873	2,453
September	3,452	3,282
October	4,085	
November	4,746	
December	5,206	
January	5,592	
February	6,472	
March	7,035	
April	7,440	
May	7,440	
June	7,440	

QUALITY

	Quantity	Base Number	Contract	AT	Region	England
% of FP17s for the same patient ID Re-attending within 3 months - Children	27	362	7.5%	9.9%	11.5%	11.6%
% of FP17s for the same patient ID Re-attending within 3 months - Adults	162	1,091	14.8%	15.2%	16.5%	15.5%
% of FP17s for the same patient ID Re-attending between 3 & 9 months - Children	147	362	40.6%	48.8%	48.5%	58.8%
% of FP17s for the same patient ID Re-attending between 3 & 9 months - Adults	445	1,091	40.8%	38.8%	39.1%	51.1%
% of FP17s for Band 1 Urgent Courses	120	1,332	9.0%	10.1%	10.6%	9.0%
% of FP17s Relating to Free Repair or Replacements	16	1,332	1.2%	0.6%	0.5%	0.8%
% of FP17s Relating to Continuations	20	1,332	1.5%	0.8%	0.7%	0.9%
% of Patients satisfied with the dentistry they have received	1	1	N/A	91.6%	90.5%	93.3%
% of Patients satisfied with the time they had to wait for an appointment	1	1	N/A	87.5%	85.1%	88.9%

* This is based on patients treated on this contract for their most recent course of treatment. Figures in italics indicate the base number of FP17s or Patient Questionnaire responses are less than 100. N/A is shown where the base number of responses is less than 10 during the period. % is calculated as Quantity/Base number*100

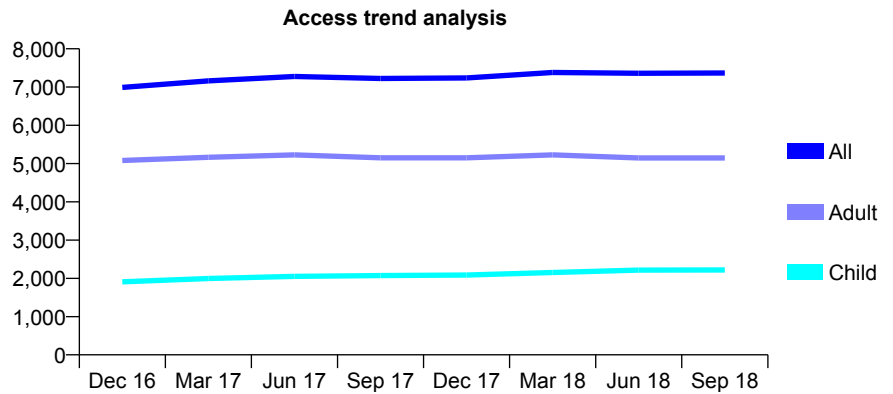
Q63 - Vital Signs At a Glance Contract Report for 149659/0001 - September 2018

Name or company name	Dr A Prashad (962465) and Dr Meeraj Pate
Contract type name	GDS Contract
Purpose of contract	General
Contract start date	01/06/2014
Contract end date	

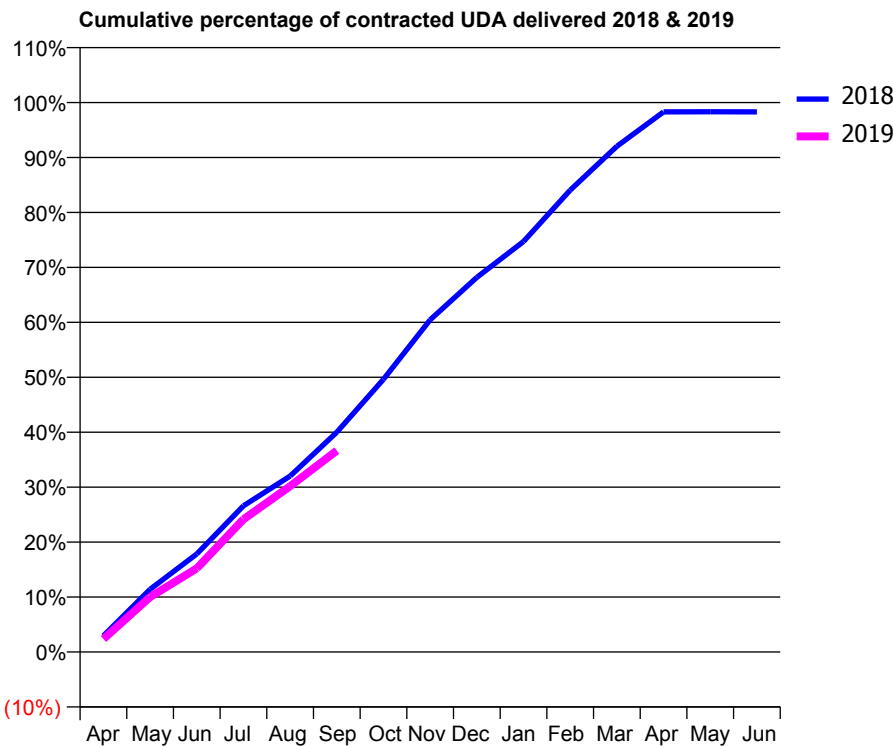
18/19 Contracted general activity (UDA)	14,000
Carry forward general activity (UDA)	237
18/19 Contracted orthodontic activity (UOA)	0
Carry forward orthodontic activity (UOA)	0
Baseline contract value	£318,921.80

ACCESS*

Patients seen in 24 months	Total	Change since previous quarter
Quarter ending September 2017	7,224	
Quarter ending December 2017	7,237	→
Quarter ending March 2018	7,380	→
Quarter ending June 2018	7,361	→
Quarter ending September 2018	7,368	→
Variance since September 2017	2.0%	→



ACTIVITY



Adjusted Scheduled Activity (UDA)		
Month	2018	2019
April	412	333
May	1,599	1,402
June	2,500	2,133
July	3,726	3,381
August	4,483	4,223
September	5,600	5,132
October	6,949	
November	8,464	
December	9,546	
January	10,459	
February	11,767	
March	12,884	
April	13,763	
May	13,764	
June	13,763	

QUALITY

	Quantity	Base Number	Contract	AT	Region	England
% of FP17s for the same patient ID Re-attending within 3 months - Children	66	1,424	4.6%	9.9%	11.5%	11.6%
% of FP17s for the same patient ID Re-attending within 3 months - Adults	354	2,654	13.3%	15.2%	16.5%	15.5%
% of FP17s for the same patient ID Re-attending between 3 & 9 months - Children	682	1,424	47.9%	48.8%	48.5%	58.8%
% of FP17s for the same patient ID Re-attending between 3 & 9 months - Adults	1,027	2,654	38.7%	38.8%	39.1%	51.1%
% of FP17s for Band 1 Urgent Courses	253	2,924	8.7%	10.1%	10.6%	9.0%
% of FP17s Relating to Free Repair or Replacements	18	2,924	0.6%	0.6%	0.5%	0.8%
% of FP17s Relating to Continuations	7	2,924	0.2%	0.8%	0.7%	0.9%
% of Patients satisfied with the dentistry they have received	3	3	N/A	91.6%	90.5%	93.3%
% of Patients satisfied with the time they had to wait for an appointment	2	3	N/A	87.5%	85.1%	88.9%

* This is based on patients treated on this contract for their most recent course of treatment. Figures in italics indicate the base number of FP17s or Patient Questionnaire responses are less than 100. N/A is shown where the base number of responses is less than 10 during the period. % is calculated as Quantity/Base number*100

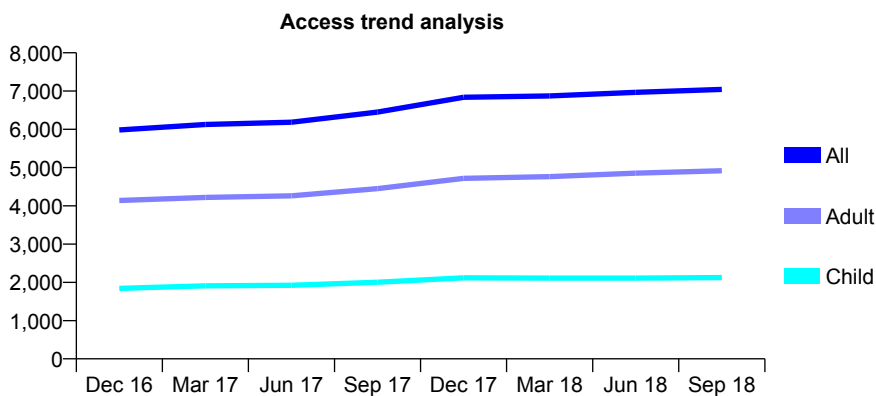
Q63 - Vital Signs At a Glance Contract Report for 151335/0001 - September 2018

Name or company name	Peckham Dental Care
Contract type name	GDS Contract
Purpose of contract	General
Contract start date	01/04/2008
Contract end date	

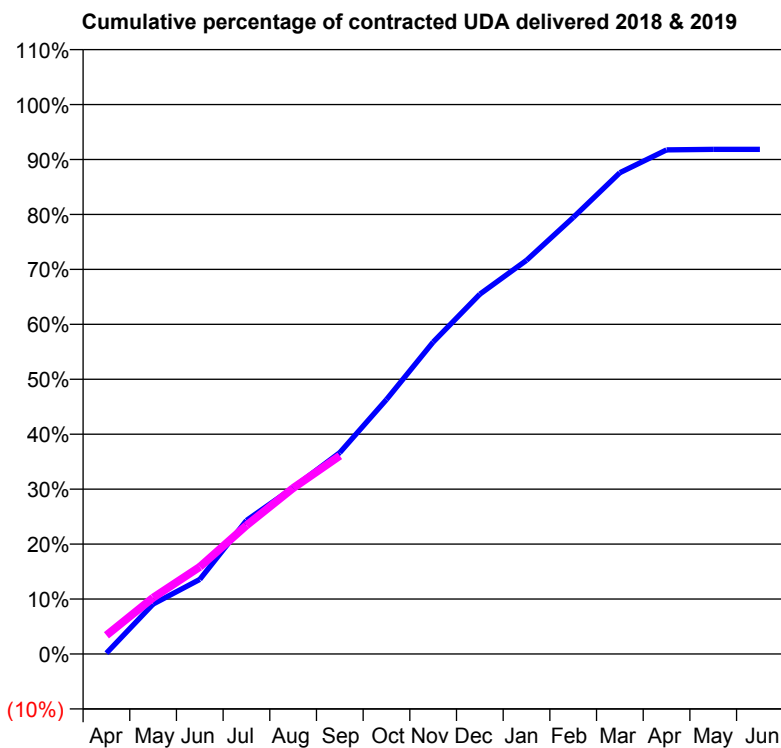
18/19 Contracted general activity (UDA)	24,000
Carry forward general activity (UDA)	0
18/19 Contracted orthodontic activity (UOA)	0
Carry forward orthodontic activity (UOA)	0
Baseline contract value	£582,328.44

ACCESS*

Patients seen in 24 months	Total	Change since previous quarter
Quarter ending September 2017	6,451	
Quarter ending December 2017	6,837	↑
Quarter ending March 2018	6,874	→
Quarter ending June 2018	6,965	→
Quarter ending September 2018	7,043	→
Variance since September 2017	9.2%	↑



ACTIVITY



Month	Adjusted Scheduled Activity (UDA)	
	2018	2019
April	40	817
May	2,182	2,462
June	3,257	3,809
July	5,830	5,620
August	7,267	7,250
September	8,799	8,659
October	11,114	
November	13,625	
December	15,718	
January	17,193	
February	19,064	
March	21,023	
April	22,016	
May	22,040	
June	22,040	

QUALITY

	Quantity	Base Number	Contract	AT	Region	England
% of FP17s for the same patient ID Re-attending within 3 months - Children	61	1,003	6.1%	9.9%	11.5%	11.6%
% of FP17s for the same patient ID Re-attending within 3 months - Adults	331	2,175	15.2%	15.2%	16.5%	15.5%
% of FP17s for the same patient ID Re-attending between 3 & 9 months - Children	432	1,003	43.1%	48.8%	48.5%	58.8%
% of FP17s for the same patient ID Re-attending between 3 & 9 months - Adults	639	2,175	29.4%	38.8%	39.1%	51.1%
% of FP17s for Band 1 Urgent Courses	264	2,897	9.1%	10.1%	10.6%	9.0%
% of FP17s Relating to Free Repair or Replacements	16	2,897	0.6%	0.6%	0.5%	0.8%
% of FP17s Relating to Continuations	59	2,897	2.0%	0.8%	0.7%	0.9%
% of Patients satisfied with the dentistry they have received	0	0	N/A	91.6%	90.5%	93.3%
% of Patients satisfied with the time they had to wait for an appointment	0	0	N/A	87.5%	85.1%	88.9%

* This is based on patients treated on this contract for their most recent course of treatment. Figures in italics indicate the base number of FP17s or Patient Questionnaire responses are less than 100. N/A is shown where the base number of responses is less than 10 during the period. % is calculated as Quantity/Base number*100

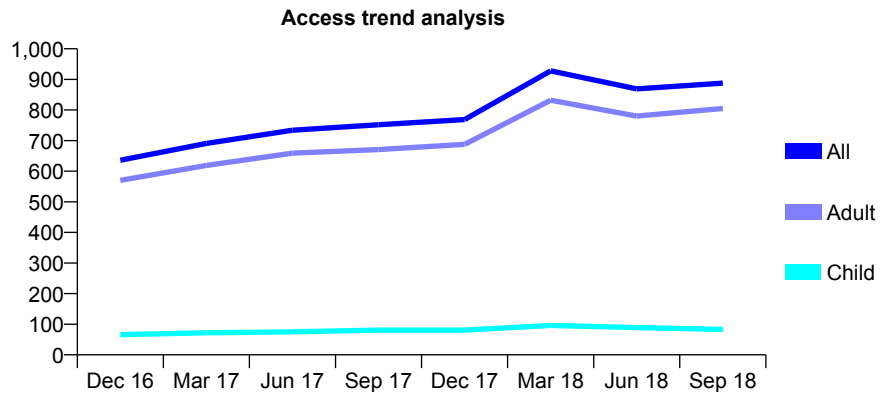
Q63 - Vital Signs At a Glance Contract Report for 152722/0001 - September 2018

Name or company name	Greenwich & Bexley Emergency Dental Se
Contract type name	PDS Contract
Purpose of contract	General
Contract start date	01/04/2011
Contract end date	31/03/2021

18/19 Contracted general activity (UDA)	1,994
Carry forward general activity (UDA)	0
18/19 Contracted orthodontic activity (UOA)	0
Carry forward orthodontic activity (UOA)	0
Baseline contract value	£112,000.00

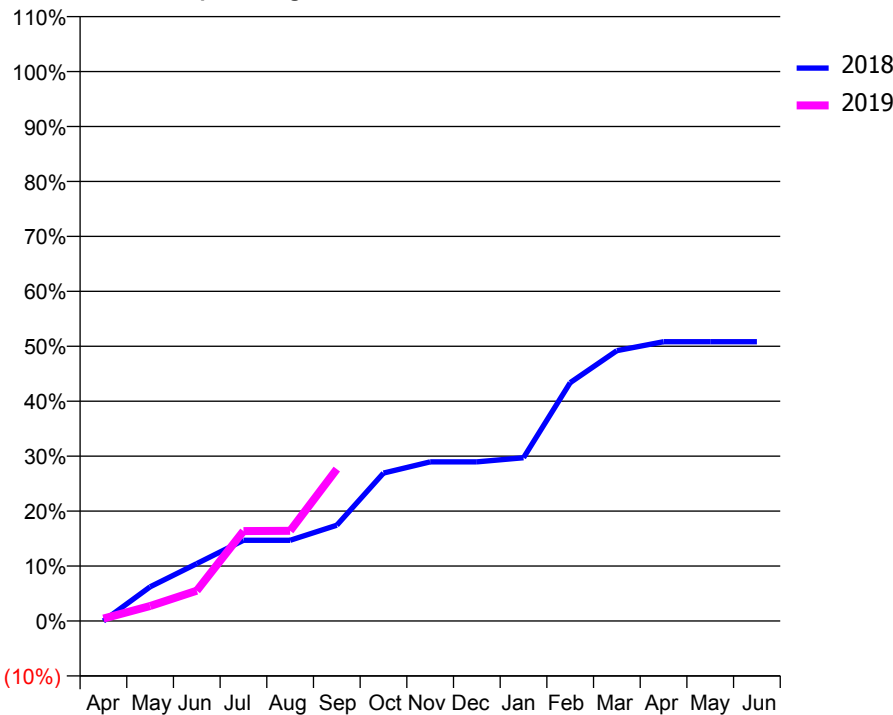
ACCESS*

Patients seen in 24 months	Total	Change since previous quarter
Quarter ending September 2017	752	
Quarter ending December 2017	769	↑
Quarter ending March 2018	928	↑
Quarter ending June 2018	869	↓
Quarter ending September 2018	888	↑
Variance since September 2017	18.1%	↑



ACTIVITY

Cumulative percentage of contracted UDA delivered 2018 & 2019



Adjusted Scheduled Activity (UDA)		
Month	2018	2019
April	0	9
May	150	54
June	252	110
July	355	326
August	355	327
September	420	552
October	649	
November	699	
December	699	
January	717	
February	1,046	
March	1,187	
April	1,226	
May	1,226	
June	1,226	

QUALITY

	Quantity	Base Number	Contract	AT	Region	England
% of FP17s for the same patient ID Re-attending within 3 months - Children	0	54	0.0%	9.9%	11.5%	11.6%
% of FP17s for the same patient ID Re-attending within 3 months - Adults	2	420	0.5%	15.2%	16.5%	15.5%
% of FP17s for the same patient ID Re-attending between 3 & 9 months - Children	0	54	0.0%	48.8%	48.5%	58.8%
% of FP17s for the same patient ID Re-attending between 3 & 9 months - Adults	1	420	0.2%	38.8%	39.1%	51.1%
% of FP17s for Band 1 Urgent Courses	404	509	79.4%	10.1%	10.6%	9.0%
% of FP17s Relating to Free Repair or Replacements	0	509	0.0%	0.6%	0.5%	0.8%
% of FP17s Relating to Continuations	0	509	0.0%	0.8%	0.7%	0.9%
% of Patients satisfied with the dentistry they have received	1	1	N/A	91.6%	90.5%	93.3%
% of Patients satisfied with the time they had to wait for an appointment	1	1	N/A	87.5%	85.1%	88.9%

* This is based on patients treated on this contract for their most recent course of treatment. Figures in italics indicate the base number of FP17s or Patient Questionnaire responses are less than 100. N/A is shown where the base number of responses is less than 10 during the period. % is calculated as Quantity/Base number*100

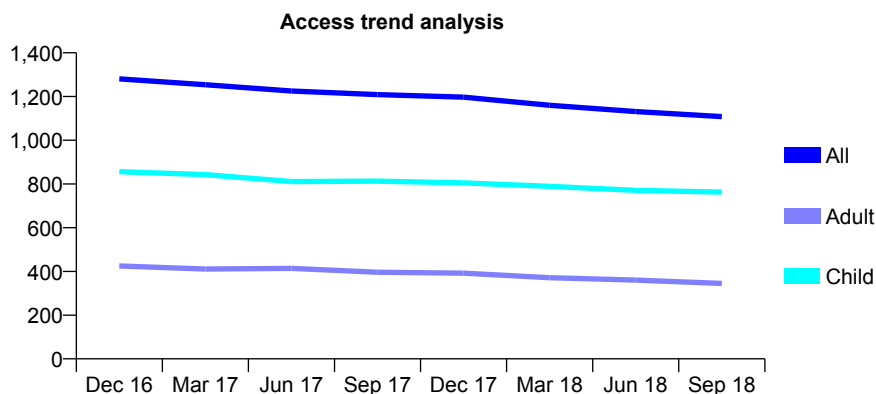
Q63 - Vital Signs At a Glance Contract Report for 152749/0001 - September 2018

Name or company name	Miss B Huggins & Mr T Hind
Contract type name	GDS Contract
Purpose of contract	General
Contract start date	01/11/2012
Contract end date	

18/19 Contracted general activity (UDA)	3,500
Carry forward general activity (UDA)	0
18/19 Contracted orthodontic activity (UOA)	0
Carry forward orthodontic activity (UOA)	0
Baseline contract value	£95,247.43

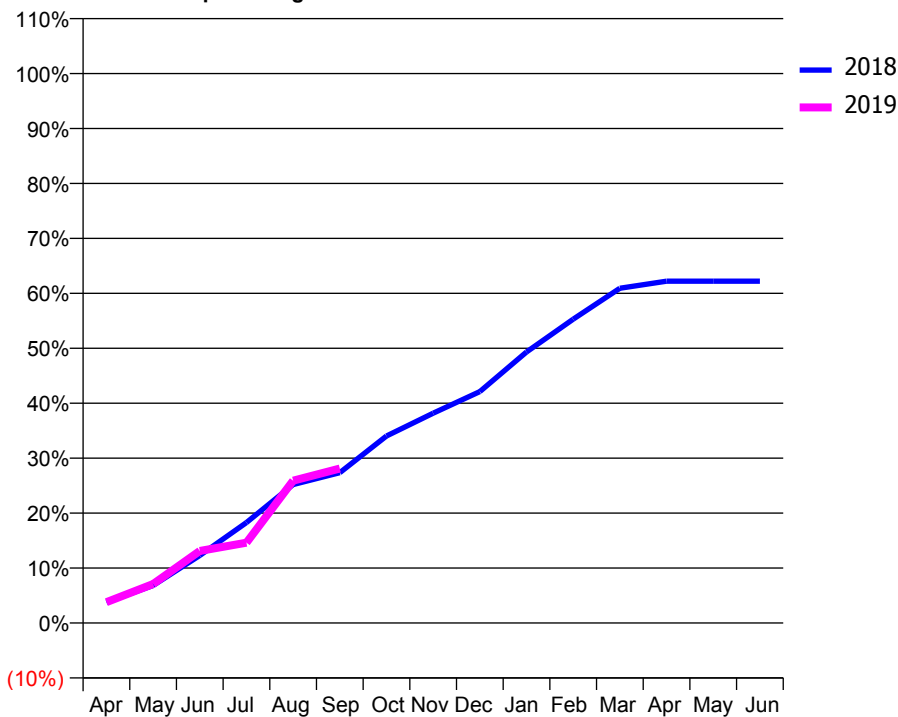
ACCESS*

Patients seen in 24 months	Total	Change since previous quarter
Quarter ending September 2017	1,209	
Quarter ending December 2017	1,197	→
Quarter ending March 2018	1,160	↓
Quarter ending June 2018	1,131	↓
Quarter ending September 2018	1,108	↓
Variance since September 2017	(8.4%)	↓



ACTIVITY

Cumulative percentage of contracted UDA delivered 2018 & 2019



Adjusted Scheduled Activity (UDA)

Month	2018	2019
April	133	133
May	239	249
June	430	459
July	640	512
August	882	907
September	958	984
October	1,192	
November	1,336	
December	1,474	
January	1,726	
February	1,936	
March	2,132	
April	2,178	
May	2,178	
June	2,178	

QUALITY

	Quantity	Base Number	Contract	AT	Region	England
% of FP17s for the same patient ID Re-attending within 3 months - Children	39	447	8.7%	9.9%	11.5%	11.6%
% of FP17s for the same patient ID Re-attending within 3 months - Adults	26	152	17.1%	15.2%	16.5%	15.5%
% of FP17s for the same patient ID Re-attending between 3 & 9 months - Children	186	447	41.6%	48.8%	48.5%	58.8%
% of FP17s for the same patient ID Re-attending between 3 & 9 months - Adults	57	152	37.5%	38.8%	39.1%	51.1%
% of FP17s for Band 1 Urgent Courses	48	568	8.5%	10.1%	10.6%	9.0%
% of FP17s Relating to Free Repair or Replacements	0	568	0.0%	0.6%	0.5%	0.8%
% of FP17s Relating to Continuations	4	568	0.7%	0.8%	0.7%	0.9%
% of Patients satisfied with the dentistry they have received	1	1	N/A	91.6%	90.5%	93.3%
% of Patients satisfied with the time they had to wait for an appointment	1	1	N/A	87.5%	85.1%	88.9%

* This is based on patients treated on this contract for their most recent course of treatment. Figures in italics indicate the base number of FP17s or Patient Questionnaire responses are less than 100. N/A is shown where the base number of responses is less than 10 during the period. % is calculated as Quantity/Base number*100

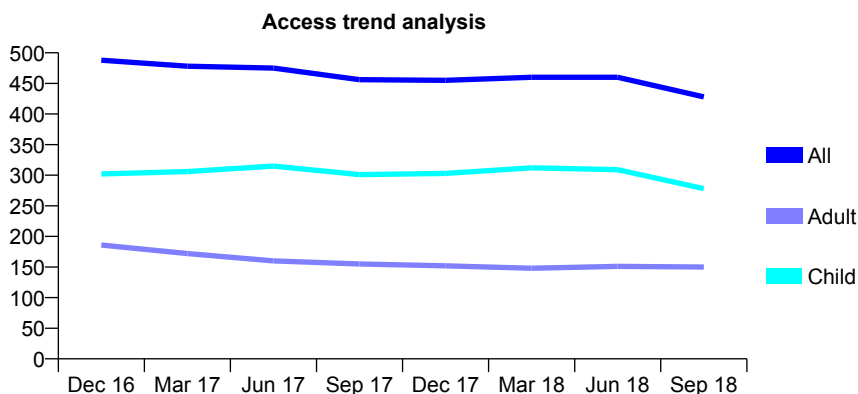
Q63 - Vital Signs At a Glance Contract Report for 154717/0001 - September 2018

Name or company name	Welling Corner Dental Practice Ltd
Contract type name	GDS Contract
Purpose of contract	General
Contract start date	01/11/2012
Contract end date	

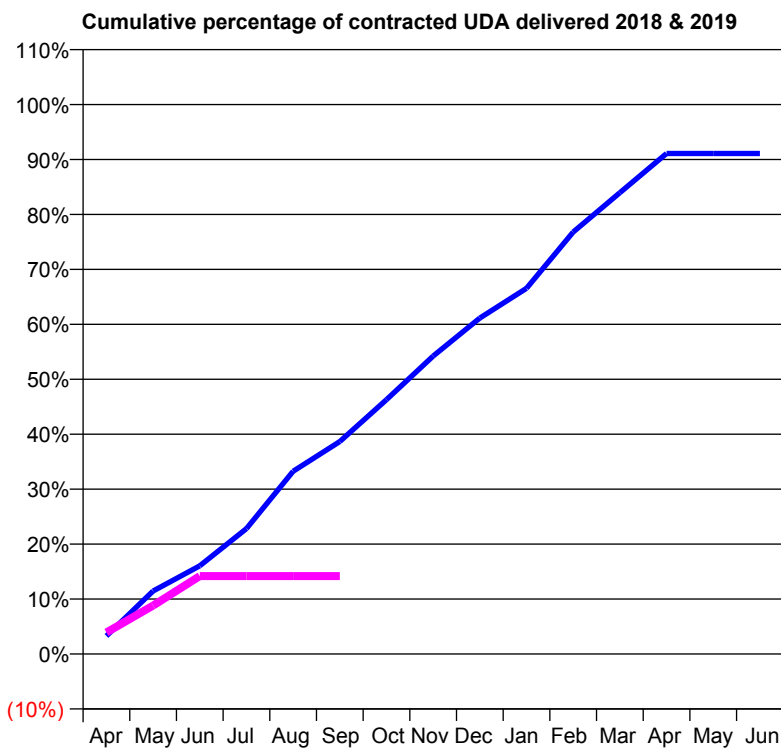
18/19 Contracted general activity (UDA)	1,922
Carry forward general activity (UDA)	0
18/19 Contracted orthodontic activity (UOA)	0
Carry forward orthodontic activity (UOA)	0
Baseline contract value	£49,098.63

ACCESS*

Patients seen in 24 months	Total	Change since previous quarter
Quarter ending September 2017	456	
Quarter ending December 2017	455	→
Quarter ending March 2018	460	→
Quarter ending June 2018	460	→
Quarter ending September 2018	428	↓
Variance since September 2017	(6.1%)	↓



ACTIVITY



Adjusted Scheduled Activity (UDA)		
Month	2018	2019
April	63	75
May	220	169
June	308	273
July	439	273
August	639	273
September	743	273
October	890	
November	1,042	
December	1,175	
January	1,279	
February	1,476	
March	1,613	
April	1,751	
May	1,751	
June	1,751	

QUALITY

	Quantity	Base Number	Contract	AT	Region	England
% of FP17s for the same patient ID Re-attending within 3 months - Children	8	102	7.8%	9.9%	11.5%	11.6%
% of FP17s for the same patient ID Re-attending within 3 months - Adults	13	63	20.6%	15.2%	16.5%	15.5%
% of FP17s for the same patient ID Re-attending between 3 & 9 months - Children	35	102	34.3%	48.8%	48.5%	58.8%
% of FP17s for the same patient ID Re-attending between 3 & 9 months - Adults	25	63	39.7%	38.8%	39.1%	51.1%
% of FP17s for Band 1 Urgent Courses	4	130	3.1%	10.1%	10.6%	9.0%
% of FP17s Relating to Free Repair or Replacements	0	130	0.0%	0.6%	0.5%	0.8%
% of FP17s Relating to Continuations	4	130	3.1%	0.8%	0.7%	0.9%
% of Patients satisfied with the dentistry they have received	0	0	N/A	91.6%	90.5%	93.3%
% of Patients satisfied with the time they had to wait for an appointment	0	0	N/A	87.5%	85.1%	88.9%

* This is based on patients treated on this contract for their most recent course of treatment. Figures in italics indicate the base number of FP17s or Patient Questionnaire responses are less than 100. N/A is shown where the base number of responses is less than 10 during the period. % is calculated as Quantity/Base number*100

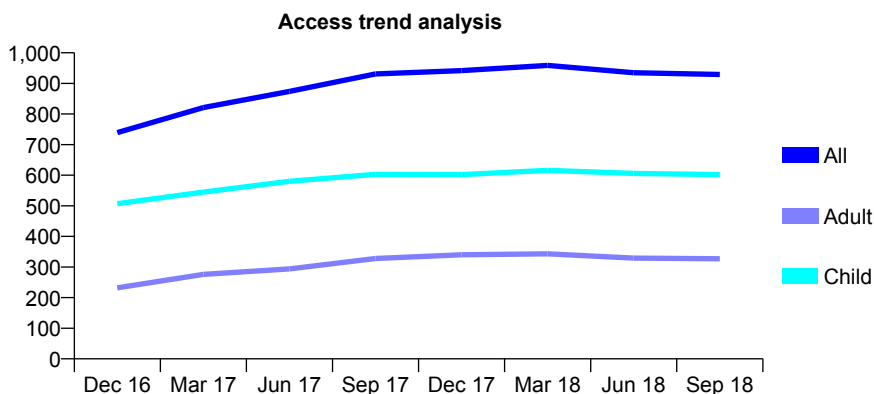
Q63 - Vital Signs At a Glance Contract Report for 154725/0001 - September 2018

Name or company name	Purav Patel
Contract type name	GDS Contract
Purpose of contract	General
Contract start date	01/12/2015
Contract end date	

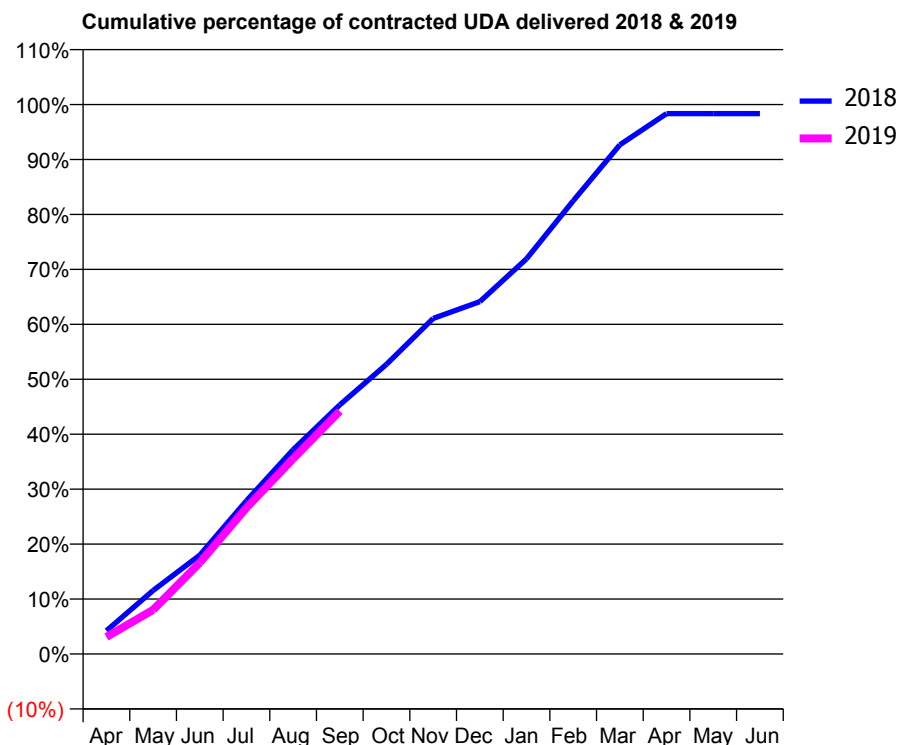
18/19 Contracted general activity (UDA)	3,250
Carry forward general activity (UDA)	54
18/19 Contracted orthodontic activity (UOA)	0
Carry forward orthodontic activity (UOA)	0
Baseline contract value	£87,126.65

ACCESS*

Patients seen in 24 months	Total	Change since previous quarter
Quarter ending September 2017	931	
Quarter ending December 2017	942	→
Quarter ending March 2018	959	→
Quarter ending June 2018	935	↓
Quarter ending September 2018	929	→
Variance since September 2017	(0.2%)	→



ACTIVITY



Month	Adjusted Scheduled Activity (UDA)	
	2018	2019
April	137	100
May	376	262
June	585	540
July	906	864
August	1,209	1,155
September	1,474	1,436
October	1,714	
November	1,985	
December	2,084	
January	2,337	
February	2,680	
March	3,011	
April	3,196	
May	3,196	
June	3,196	

QUALITY

	Quantity	Base Number	Contract	AT	Region	England
% of FP17s for the same patient ID Re-attending within 3 months - Children	19	407	4.7%	9.9%	11.5%	11.6%
% of FP17s for the same patient ID Re-attending within 3 months - Adults	16	147	10.9%	15.2%	16.5%	15.5%
% of FP17s for the same patient ID Re-attending between 3 & 9 months - Children	198	407	48.6%	48.8%	48.5%	58.8%
% of FP17s for the same patient ID Re-attending between 3 & 9 months - Adults	59	147	40.1%	38.8%	39.1%	51.1%
% of FP17s for Band 1 Urgent Courses	17	496	3.4%	10.1%	10.6%	9.0%
% of FP17s Relating to Free Repair or Replacements	2	496	0.4%	0.6%	0.5%	0.8%
% of FP17s Relating to Continuations	0	496	0.0%	0.8%	0.7%	0.9%
% of Patients satisfied with the dentistry they have received	0	0	N/A	91.6%	90.5%	93.3%
% of Patients satisfied with the time they had to wait for an appointment	0	0	N/A	87.5%	85.1%	88.9%

* This is based on patients treated on this contract for their most recent course of treatment. Figures in italics indicate the base number of FP17s or Patient Questionnaire responses are less than 100. N/A is shown where the base number of responses is less than 10 during the period. % is calculated as Quantity/Base number*100

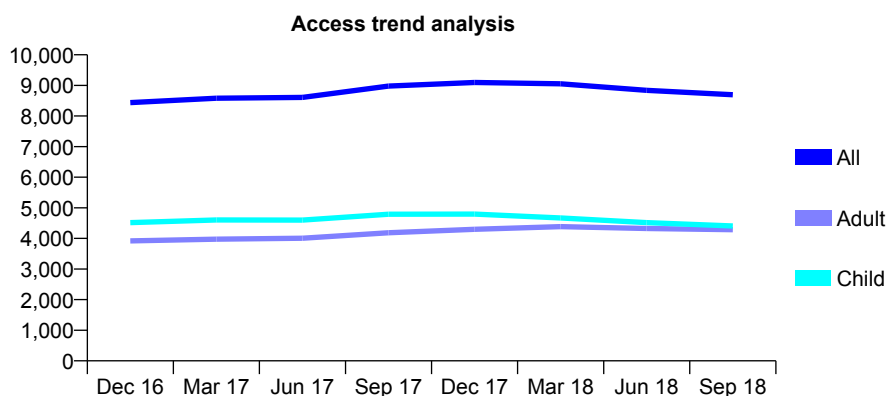
Q63 - Vital Signs At a Glance Contract Report for 155381/0001 - September 2018

Name or company name	Gallions Reach Dental Clinic Limited
Contract type name	GDS Contract
Purpose of contract	General
Contract start date	01/04/2011
Contract end date	

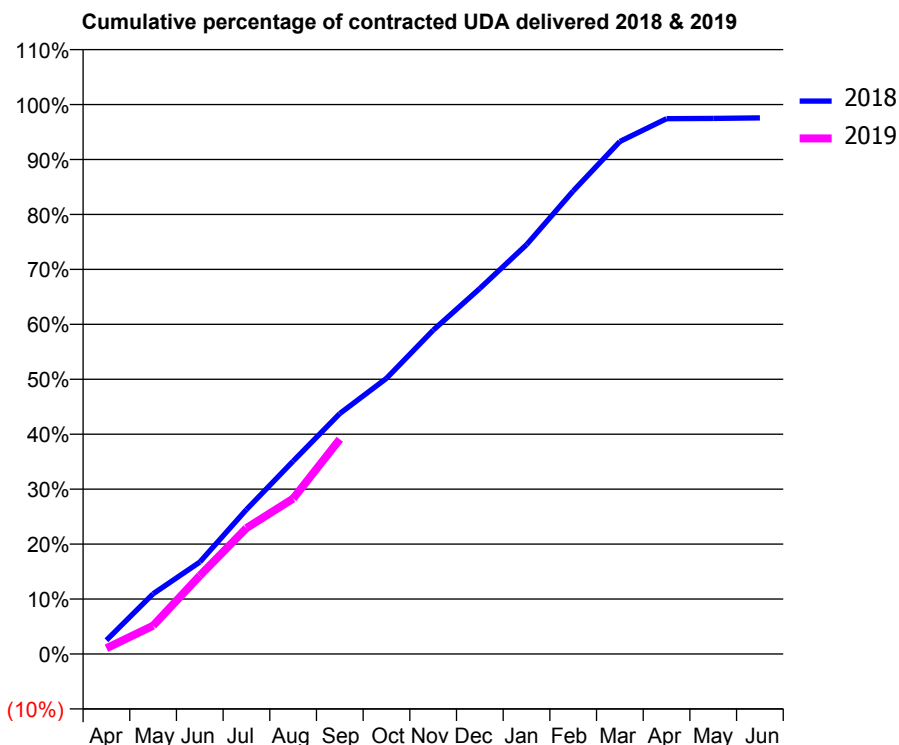
18/19 Contracted general activity (UDA)	24,573
Carry forward general activity (UDA)	600
18/19 Contracted orthodontic activity (UOA)	0
Carry forward orthodontic activity (UOA)	0
Baseline contract value	£1,028,527.59

ACCESS*

Patients seen in 24 months	Total	Change since previous quarter
Quarter ending September 2017	8,979	
Quarter ending December 2017	9,094	→
Quarter ending March 2018	9,053	→
Quarter ending June 2018	8,838	↓
Quarter ending September 2018	8,694	↓
Variance since September 2017	(3.2%)	↓



ACTIVITY



Month	Adjusted Scheduled Activity (UDA)	
	2018	2019
April	615	258
May	2,690	1,270
June	4,109	3,502
July	6,463	5,630
August	8,625	6,948
September	10,754	9,603
October	12,331	
November	14,479	
December	16,349	
January	18,304	
February	20,704	
March	22,919	
April	23,939	
May	23,949	
June	23,973	

QUALITY

	Quantity	Base Number	Contract	AT	Region	England
% of FP17s for the same patient ID Re-attending within 3 months - Children	122	2,321	5.3%	9.9%	11.5%	11.6%
% of FP17s for the same patient ID Re-attending within 3 months - Adults	252	2,115	11.9%	15.2%	16.5%	15.5%
% of FP17s for the same patient ID Re-attending between 3 & 9 months - Children	957	2,321	41.2%	48.8%	48.5%	58.8%
% of FP17s for the same patient ID Re-attending between 3 & 9 months - Adults	577	2,115	27.3%	38.8%	39.1%	51.1%
% of FP17s for Band 1 Urgent Courses	189	4,047	4.7%	10.1%	10.6%	9.0%
% of FP17s Relating to Free Repair or Replacements	0	4,047	0.0%	0.6%	0.5%	0.8%
% of FP17s Relating to Continuations	21	4,047	0.5%	0.8%	0.7%	0.9%
% of Patients satisfied with the dentistry they have received	0	0	N/A	91.6%	90.5%	93.3%
% of Patients satisfied with the time they had to wait for an appointment	0	0	N/A	87.5%	85.1%	88.9%

* This is based on patients treated on this contract for their most recent course of treatment. Figures in italics indicate the base number of FP17s or Patient Questionnaire responses are less than 100. N/A is shown where the base number of responses is less than 10 during the period. % is calculated as Quantity/Base number*100

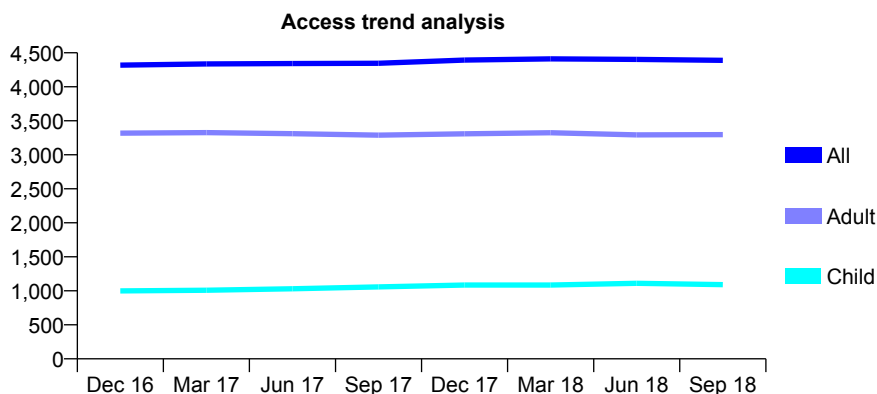
Q63 - Vital Signs At a Glance Contract Report for 155454/0001 - September 2018

Name or company name	Dhiman Dental Surgery
Contract type name	GDS Contract
Purpose of contract	General
Contract start date	12/07/2012
Contract end date	

18/19 Contracted general activity (UDA)	10,000
Carry forward general activity (UDA)	273
18/19 Contracted orthodontic activity (UOA)	0
Carry forward orthodontic activity (UOA)	0
Baseline contract value	£268,631.17

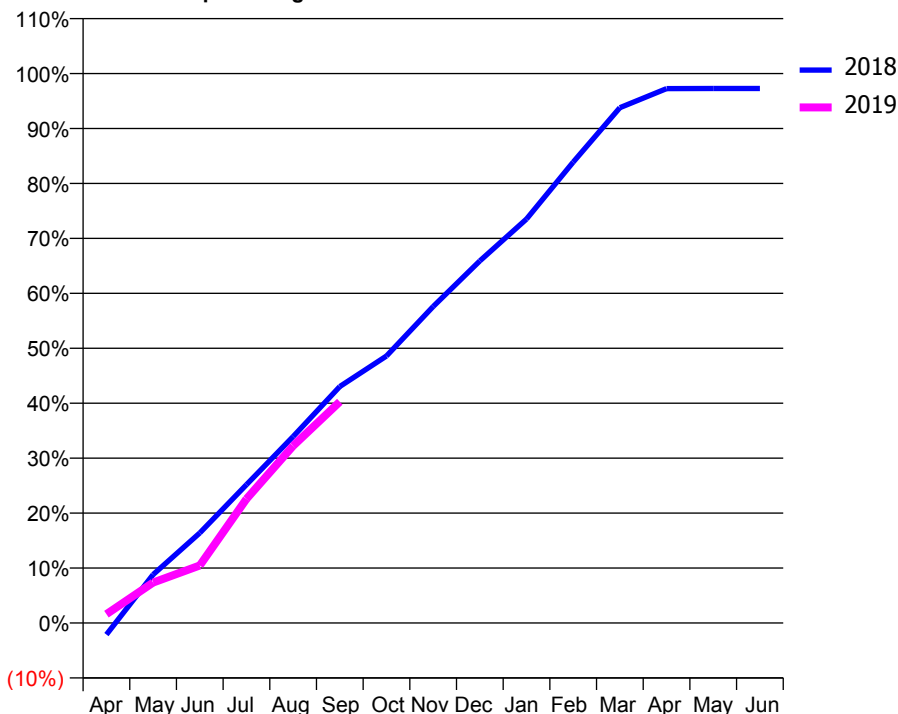
ACCESS*

Patients seen in 24 months	Total	Change since previous quarter
Quarter ending September 2017	4,346	
Quarter ending December 2017	4,394	→
Quarter ending March 2018	4,410	→
Quarter ending June 2018	4,403	→
Quarter ending September 2018	4,389	→
Variance since September 2017	1.0%	→



ACTIVITY

Cumulative percentage of contracted UDA delivered 2018 & 2019



Month	Adjusted Scheduled Activity (UDA)	
	2018	2019
April	-213	161
May	881	738
June	1,640	1,047
July	2,518	2,258
August	3,393	3,223
September	4,304	4,028
October	4,859	
November	5,759	
December	6,589	
January	7,351	
February	8,389	
March	9,377	
April	9,725	
May	9,727	
June	9,727	

QUALITY

	Quantity	Base Number	Contract	AT	Region	England
% of FP17s for the same patient ID Re-attending within 3 months - Children	68	857	7.9%	9.9%	11.5%	11.6%
% of FP17s for the same patient ID Re-attending within 3 months - Adults	337	2,251	15.0%	15.2%	16.5%	15.5%
% of FP17s for the same patient ID Re-attending between 3 & 9 months - Children	558	857	65.1%	48.8%	48.5%	58.8%
% of FP17s for the same patient ID Re-attending between 3 & 9 months - Adults	1,213	2,251	53.9%	38.8%	39.1%	51.1%
% of FP17s for Band 1 Urgent Courses	359	2,552	14.1%	10.1%	10.6%	9.0%
% of FP17s Relating to Free Repair or Replacements	14	2,552	0.5%	0.6%	0.5%	0.8%
% of FP17s Relating to Continuations	12	2,552	0.5%	0.8%	0.7%	0.9%
% of Patients satisfied with the dentistry they have received	3	3	N/A	91.6%	90.5%	93.3%
% of Patients satisfied with the time they had to wait for an appointment	3	3	N/A	87.5%	85.1%	88.9%

* This is based on patients treated on this contract for their most recent course of treatment. Figures in italics indicate the base number of FP17s or Patient Questionnaire responses are less than 100. N/A is shown where the base number of responses is less than 10 during the period. % is calculated as Quantity/Base number*100

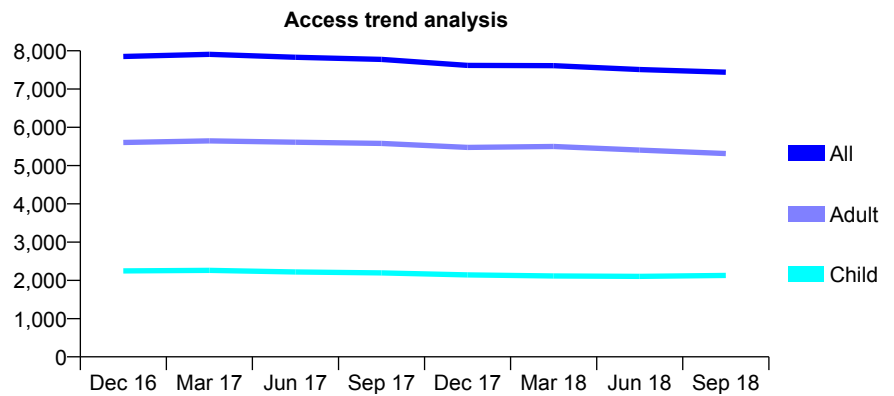
Q63 - Vital Signs At a Glance Contract Report for 156515/0001 - September 2018

Name or company name	Oral Vision Limited
Contract type name	GDS Contract
Purpose of contract	General
Contract start date	01/02/2011
Contract end date	

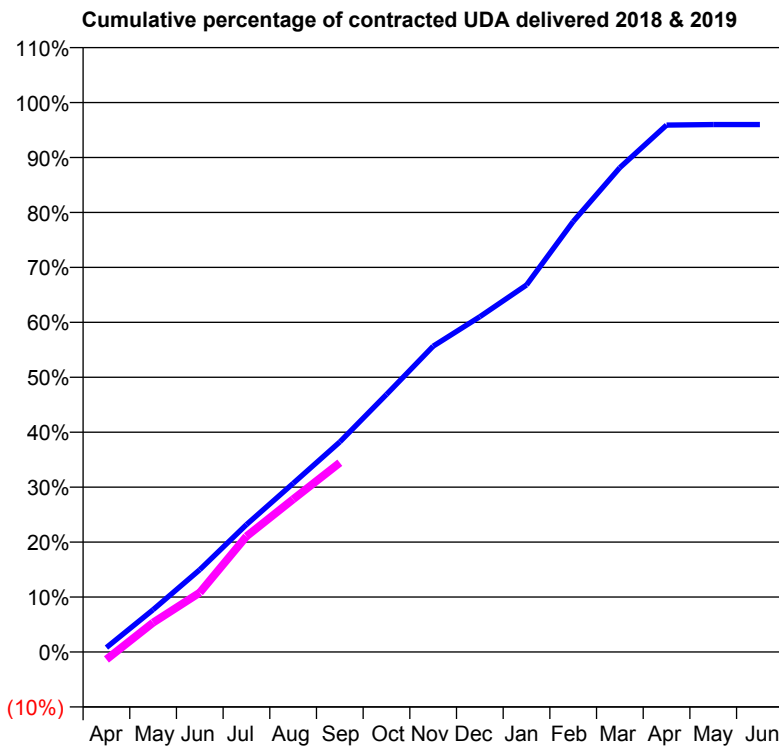
18/19 Contracted general activity (UDA)	25,920
Carry forward general activity (UDA)	1,038
18/19 Contracted orthodontic activity (UOA)	0
Carry forward orthodontic activity (UOA)	0
Baseline contract value	£776,532.49

ACCESS*

Patients seen in 24 months	Total	Change since previous quarter
Quarter ending September 2017	7,774	
Quarter ending December 2017	7,619	↓
Quarter ending March 2018	7,612	→
Quarter ending June 2018	7,511	↓
Quarter ending September 2018	7,442	→
Variance since September 2017	(4.3%)	↓



ACTIVITY



Adjusted Scheduled Activity (UDA)		
Month	2018	2019
April	210	-355
May	1,997	1,384
June	3,882	2,802
July	6,008	5,455
August	7,955	7,207
September	9,907	8,929
October	12,151	
November	14,428	
December	15,815	
January	17,313	
February	20,307	
March	22,851	
April	24,854	
May	24,878	
June	24,882	

QUALITY

	Quantity	Base Number	Contract	AT	Region	England
% of FP17s for the same patient ID Re-attending within 3 months - Children	110	1,367	8.0%	9.9%	11.5%	11.6%
% of FP17s for the same patient ID Re-attending within 3 months - Adults	349	2,709	12.9%	15.2%	16.5%	15.5%
% of FP17s for the same patient ID Re-attending between 3 & 9 months - Children	584	1,367	42.7%	48.8%	48.5%	58.8%
% of FP17s for the same patient ID Re-attending between 3 & 9 months - Adults	1,011	2,709	37.3%	38.8%	39.1%	51.1%
% of FP17s for Band 1 Urgent Courses	259	3,608	7.2%	10.1%	10.6%	9.0%
% of FP17s Relating to Free Repair or Replacements	26	3,608	0.7%	0.6%	0.5%	0.8%
% of FP17s Relating to Continuations	6	3,608	0.2%	0.8%	0.7%	0.9%
% of Patients satisfied with the dentistry they have received	0	0	N/A	91.6%	90.5%	93.3%
% of Patients satisfied with the time they had to wait for an appointment	0	0	N/A	87.5%	85.1%	88.9%

* This is based on patients treated on this contract for their most recent course of treatment. Figures in italics indicate the base number of FP17s or Patient Questionnaire responses are less than 100. N/A is shown where the base number of responses is less than 10 during the period. % is calculated as Quantity/Base number*100

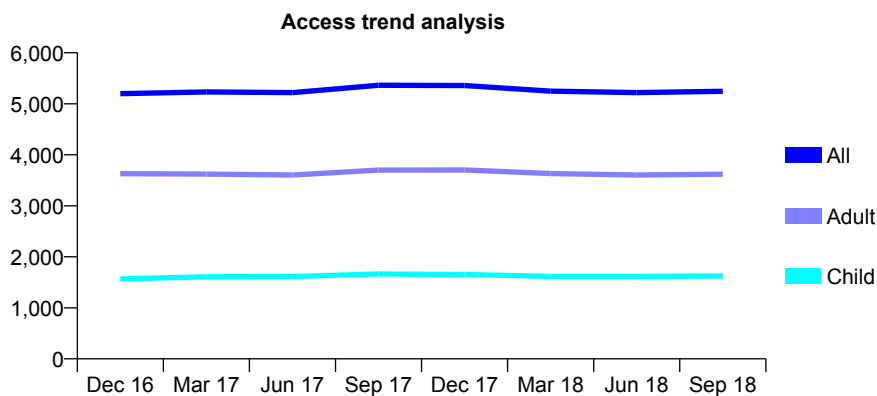
Q63 - Vital Signs At a Glance Contract Report for 157821/0001 - September 2018

Name or company name	S Cowley, R Ingham and J Angelo
Contract type name	GDS Contract
Purpose of contract	General
Contract start date	01/04/2012
Contract end date	

18/19 Contracted general activity (UDA)	20,833
Carry forward general activity (UDA)	0
18/19 Contracted orthodontic activity (UOA)	0
Carry forward orthodontic activity (UOA)	0
Baseline contract value	£648,648.15

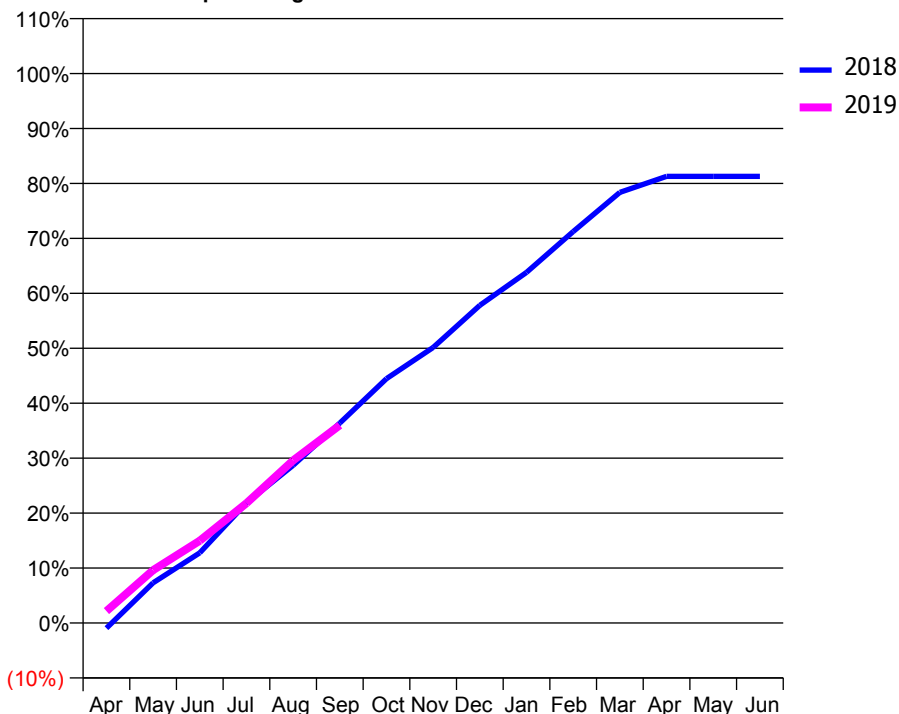
ACCESS*

Patients seen in 24 months	Total	Change since previous quarter
Quarter ending September 2017	5,363	
Quarter ending December 2017	5,358	→
Quarter ending March 2018	5,249	↓
Quarter ending June 2018	5,220	→
Quarter ending September 2018	5,246	→
Variance since September 2017	(2.2%)	↓



ACTIVITY

Cumulative percentage of contracted UDA delivered 2018 & 2019



QUALITY

	Quantity	Base Number	Contract	AT	Region	England
% of FP17s for the same patient ID Re-attending within 3 months - Children	73	846	8.6%	9.9%	11.5%	11.6%
% of FP17s for the same patient ID Re-attending within 3 months - Adults	360	1,831	19.7%	15.2%	16.5%	15.5%
% of FP17s for the same patient ID Re-attending between 3 & 9 months - Children	344	846	40.7%	48.8%	48.5%	58.8%
% of FP17s for the same patient ID Re-attending between 3 & 9 months - Adults	608	1,831	33.2%	38.8%	39.1%	51.1%
% of FP17s for Band 1 Urgent Courses	328	2,476	13.2%	10.1%	10.6%	9.0%
% of FP17s Relating to Free Repair or Replacements	32	2,476	1.3%	0.6%	0.5%	0.8%
% of FP17s Relating to Continuations	75	2,476	3.0%	0.8%	0.7%	0.9%
% of Patients satisfied with the dentistry they have received	1	1	N/A	91.6%	90.5%	93.3%
% of Patients satisfied with the time they had to wait for an appointment	0	1	N/A	87.5%	85.1%	88.9%

* This is based on patients treated on this contract for their most recent course of treatment. Figures in italics indicate the base number of FP17s or Patient Questionnaire responses are less than 100. N/A is shown where the base number of responses is less than 10 during the period. % is calculated as Quantity/Base number*100

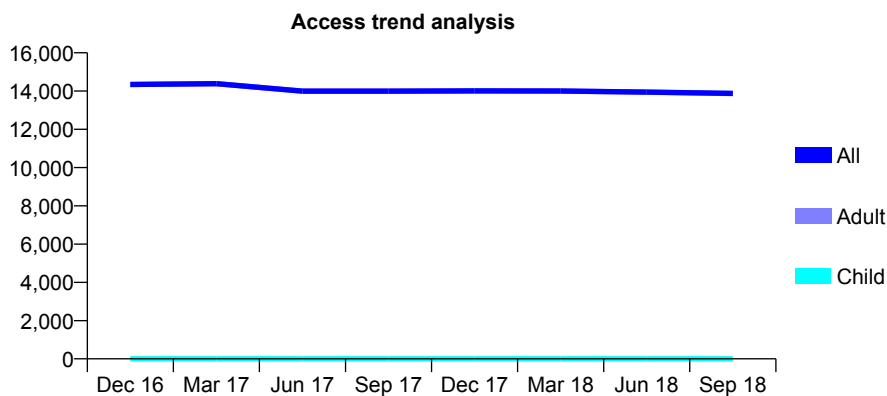
Q63 - Vital Signs At a Glance Contract Report for 158100/0001 - September 2018

Name or company name	The Domiciliary Dental Practice
Contract type name	GDS Contract
Purpose of contract	General
Contract start date	01/07/2012
Contract end date	

18/19 Contracted general activity (UDA)	36,916
Carry forward general activity (UDA)	0
18/19 Contracted orthodontic activity (UOA)	0
Carry forward orthodontic activity (UOA)	0
Baseline contract value	£1,172,059.37

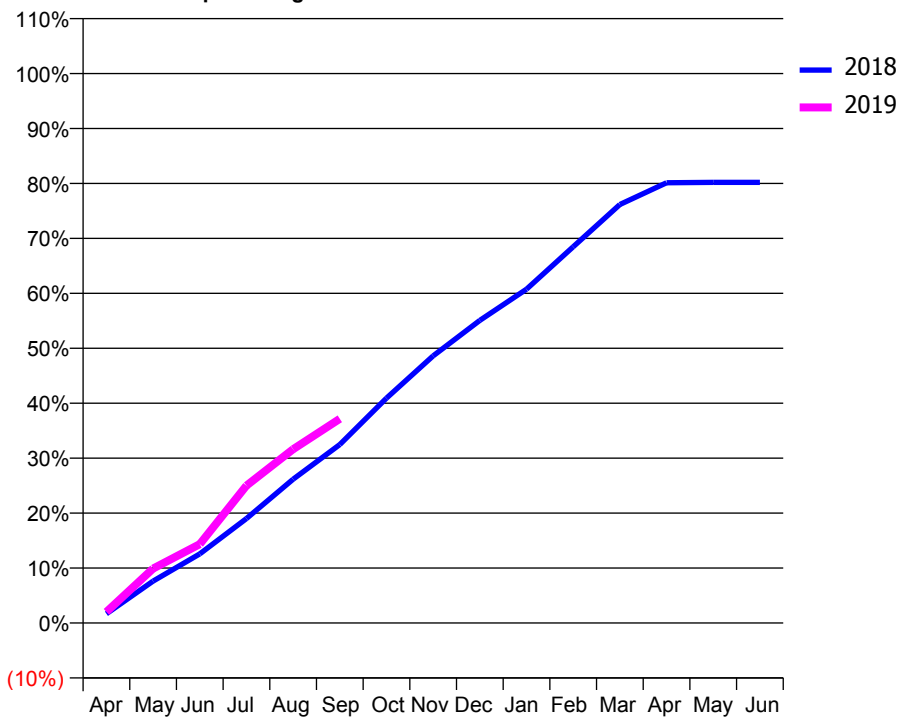
ACCESS*

Patients seen in 24 months	Total	Change since previous quarter
Quarter ending September 2017	13,999	
Quarter ending December 2017	14,008	→
Quarter ending March 2018	14,003	→
Quarter ending June 2018	13,944	→
Quarter ending September 2018	13,874	→
Variance since September 2017	(0.9%)	→



ACTIVITY

Cumulative percentage of contracted UDA delivered 2018 & 2019



Month	Adjusted Scheduled Activity (UDA)	
	2018	2019
April	627	747
May	2,814	3,658
June	4,644	5,303
July	7,016	9,235
August	9,658	11,675
September	11,991	13,721
October	15,105	
November	17,944	
December	20,331	
January	22,427	
February	25,277	
March	28,114	
April	29,579	
May	29,602	
June	29,602	

QUALITY

	Quantity	Base Number	Contract	AT	Region	England
% of FP17s for the same patient ID Re-attending within 3 months - Children	0	0	N/A	9.9%	11.5%	11.6%
% of FP17s for the same patient ID Re-attending within 3 months - Adults	860	8,223	10.5%	15.2%	16.5%	15.5%
% of FP17s for the same patient ID Re-attending between 3 & 9 months - Children	0	0	N/A	48.8%	48.5%	58.8%
% of FP17s for the same patient ID Re-attending between 3 & 9 months - Adults	4,639	8,223	56.4%	38.8%	39.1%	51.1%
% of FP17s for Band 1 Urgent Courses	164	7,499	2.2%	10.1%	10.6%	9.0%
% of FP17s Relating to Free Repair or Replacements	0	7,499	0.0%	0.6%	0.5%	0.8%
% of FP17s Relating to Continuations	41	7,499	0.5%	0.8%	0.7%	0.9%
% of Patients satisfied with the dentistry they have received	0	0	N/A	91.6%	90.5%	93.3%
% of Patients satisfied with the time they had to wait for an appointment	0	0	N/A	87.5%	85.1%	88.9%

* This is based on patients treated on this contract for their most recent course of treatment. Figures in italics indicate the base number of FP17s or Patient Questionnaire responses are less than 100. N/A is shown where the base number of responses is less than 10 during the period. % is calculated as Quantity/Base number*100

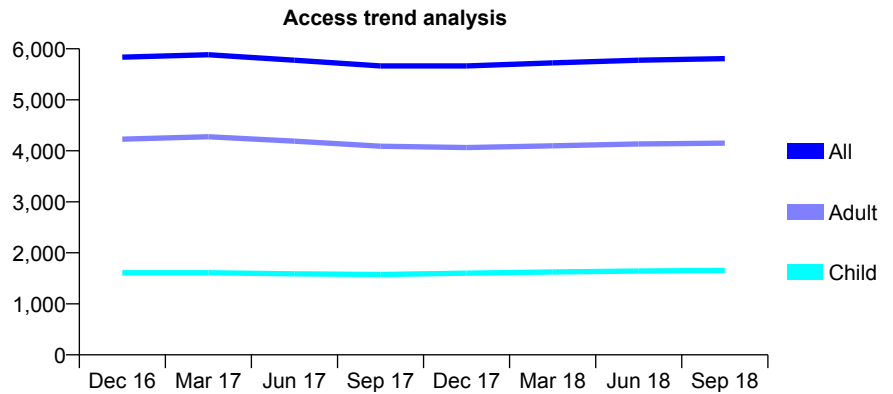
Q63 - Vital Signs At a Glance Contract Report for 158135/0001 - September 2018

Name or company name	Mr S Patel & Mr MP Patel
Contract type name	GDS Contract
Purpose of contract	General
Contract start date	01/11/2010
Contract end date	

18/19 Contracted general activity (UDA)	11,893
Carry forward general activity (UDA)	-238
18/19 Contracted orthodontic activity (UOA)	0
Carry forward orthodontic activity (UOA)	0
Baseline contract value	£286,964.46

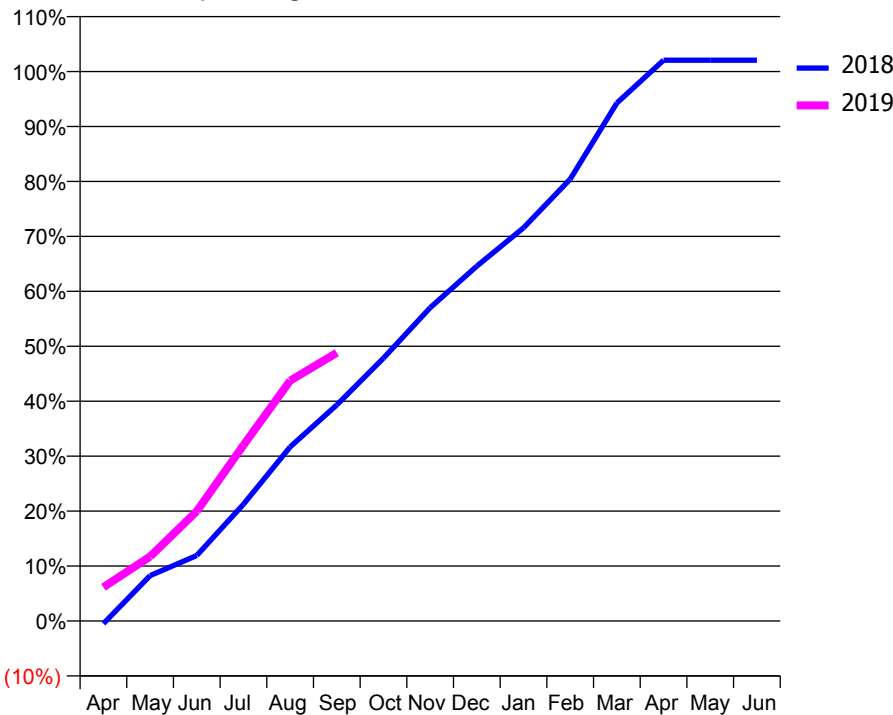
ACCESS*

Patients seen in 24 months	Total	Change since previous quarter
Quarter ending September 2017	5,665	
Quarter ending December 2017	5,664	→
Quarter ending March 2018	5,725	→
Quarter ending June 2018	5,777	→
Quarter ending September 2018	5,808	→
Variance since September 2017	2.5%	↑



ACTIVITY

Cumulative percentage of contracted UDA delivered 2018 & 2019



Month	Adjusted Scheduled Activity (UDA)	
	2018	2019
April	-60	731
May	982	1,396
June	1,418	2,378
July	2,526	3,806
August	3,767	5,201
September	4,677	5,804
October	5,689	
November	6,781	
December	7,682	
January	8,511	
February	9,562	
March	11,210	
April	12,136	
May	12,136	
June	12,136	

QUALITY

	Quantity	Base Number	Contract	AT	Region	England
% of FP17s for the same patient ID Re-attending within 3 months - Children	74	1,056	7.0%	9.9%	11.5%	11.6%
% of FP17s for the same patient ID Re-attending within 3 months - Adults	293	2,246	13.0%	15.2%	16.5%	15.5%
% of FP17s for the same patient ID Re-attending between 3 & 9 months - Children	550	1,056	52.1%	48.8%	48.5%	58.8%
% of FP17s for the same patient ID Re-attending between 3 & 9 months - Adults	903	2,246	40.2%	38.8%	39.1%	51.1%
% of FP17s for Band 1 Urgent Courses	287	2,917	9.8%	10.1%	10.6%	9.0%
% of FP17s Relating to Free Repair or Replacements	18	2,917	0.6%	0.6%	0.5%	0.8%
% of FP17s Relating to Continuations	40	2,917	1.4%	0.8%	0.7%	0.9%
% of Patients satisfied with the dentistry they have received	1	1	N/A	91.6%	90.5%	93.3%
% of Patients satisfied with the time they had to wait for an appointment	0	1	N/A	87.5%	85.1%	88.9%

* This is based on patients treated on this contract for their most recent course of treatment. Figures in italics indicate the base number of FP17s or Patient Questionnaire responses are less than 100. N/A is shown where the base number of responses is less than 10 during the period. % is calculated as Quantity/Base number*100

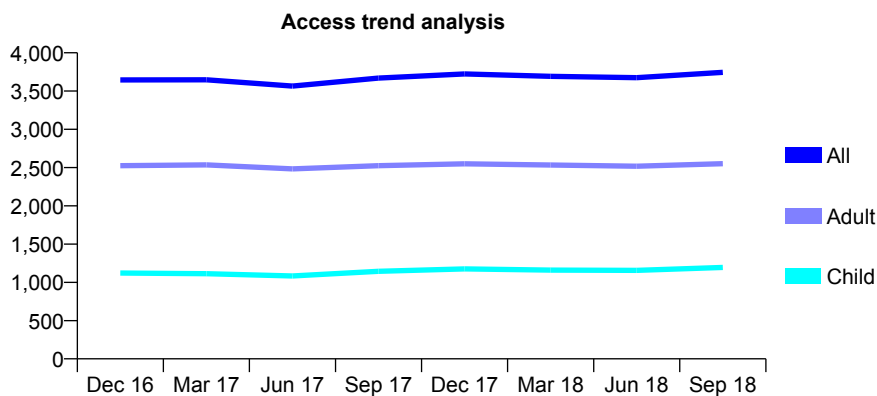
Q63 - Vital Signs At a Glance Contract Report for 158402/0001 - September 2018

Name or company name	Charlton Dental Care Ltd
Contract type name	GDS Contract
Purpose of contract	General
Contract start date	01/04/2010
Contract end date	

18/19 Contracted general activity (UDA)	15,510
Carry forward general activity (UDA)	0
18/19 Contracted orthodontic activity (UOA)	0
Carry forward orthodontic activity (UOA)	0
Baseline contract value	£419,679.71

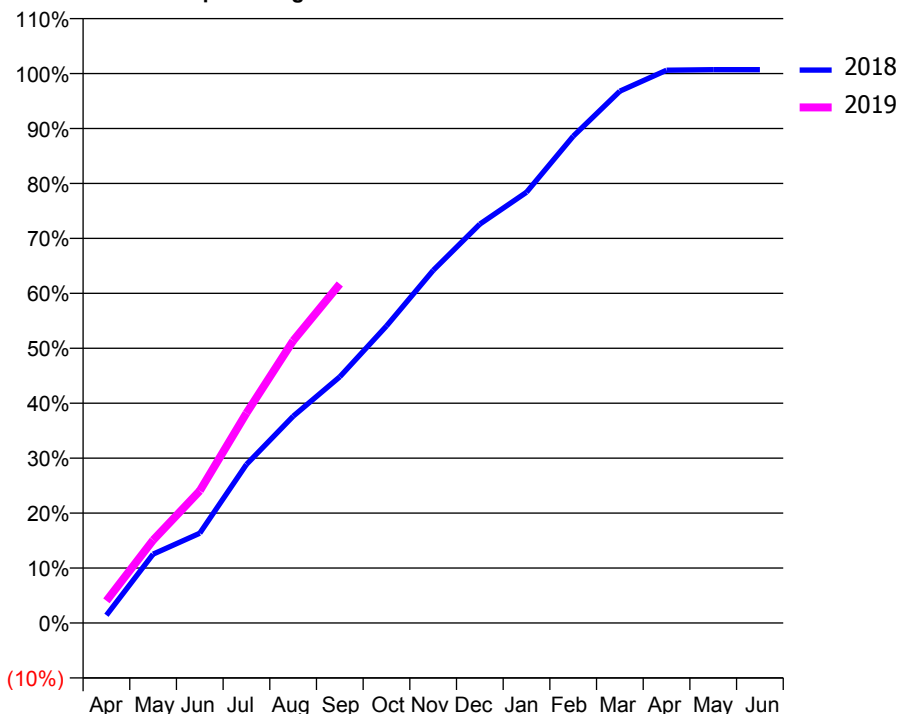
ACCESS*

Patients seen in 24 months	Total	Change since previous quarter
Quarter ending September 2017	3,669	
Quarter ending December 2017	3,724	→
Quarter ending March 2018	3,693	→
Quarter ending June 2018	3,675	→
Quarter ending September 2018	3,745	→
Variance since September 2017	2.1%	↑



ACTIVITY

Cumulative percentage of contracted UDA delivered 2018 & 2019



Month	Adjusted Scheduled Activity (UDA)	
	2018	2019
April	219	626
May	1,946	2,338
June	2,536	3,733
July	4,478	5,924
August	5,837	7,965
September	6,949	9,570
October	8,383	
November	9,954	
December	11,261	
January	12,160	
February	13,738	
March	15,010	
April	15,602	
May	15,617	
June	15,617	

QUALITY

	Quantity	Base Number	Contract	AT	Region	England
% of FP17s for the same patient ID Re-attending within 3 months - Children	74	870	8.5%	9.9%	11.5%	11.6%
% of FP17s for the same patient ID Re-attending within 3 months - Adults	231	1,569	14.7%	15.2%	16.5%	15.5%
% of FP17s for the same patient ID Re-attending between 3 & 9 months - Children	376	870	43.2%	48.8%	48.5%	58.8%
% of FP17s for the same patient ID Re-attending between 3 & 9 months - Adults	583	1,569	37.2%	38.8%	39.1%	51.1%
% of FP17s for Band 1 Urgent Courses	129	2,305	5.6%	10.1%	10.6%	9.0%
% of FP17s Relating to Free Repair or Replacements	57	2,305	2.5%	0.6%	0.5%	0.8%
% of FP17s Relating to Continuations	61	2,305	2.6%	0.8%	0.7%	0.9%
% of Patients satisfied with the dentistry they have received	0	0	N/A	91.6%	90.5%	93.3%
% of Patients satisfied with the time they had to wait for an appointment	0	0	N/A	87.5%	85.1%	88.9%

* This is based on patients treated on this contract for their most recent course of treatment. Figures in italics indicate the base number of FP17s or Patient Questionnaire responses are less than 100. N/A is shown where the base number of responses is less than 10 during the period. % is calculated as Quantity/Base number*100

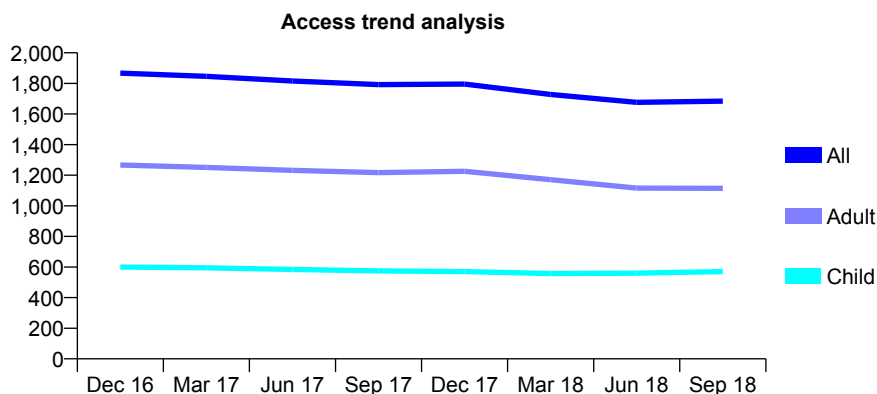
Q63 - Vital Signs At a Glance Contract Report for 158461/0001 - September 2018

Name or company name	The Mullally Dental Practice Ltd
Contract type name	GDS Contract
Purpose of contract	General
Contract start date	01/07/2008
Contract end date	

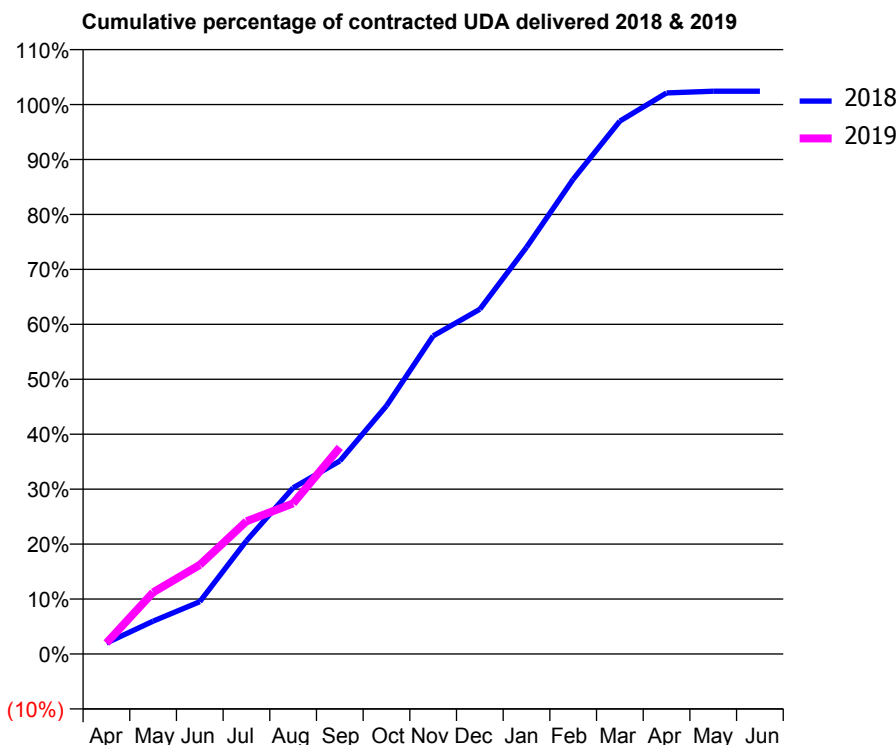
18/19 Contracted general activity (UDA)	6,944
Carry forward general activity (UDA)	-139
18/19 Contracted orthodontic activity (UOA)	0
Carry forward orthodontic activity (UOA)	0
Baseline contract value	£206,165.96

ACCESS*

Patients seen in 24 months	Total	Change since previous quarter
Quarter ending September 2017	1,792	
Quarter ending December 2017	1,796	→
Quarter ending March 2018	1,728	↓
Quarter ending June 2018	1,676	↓
Quarter ending September 2018	1,684	→
Variance since September 2017	(6.0%)	↓



ACTIVITY



Adjusted Scheduled Activity (UDA)		
Month	2018	2019
April	139	139
May	415	779
June	662	1,127
July	1,431	1,678
August	2,101	1,904
September	2,439	2,611
October	3,136	
November	4,020	
December	4,356	
January	5,140	
February	5,999	
March	6,734	
April	7,089	
May	7,111	
June	7,111	

QUALITY

	Quantity	Base Number	Contract	AT	Region	England
% of FP17s for the same patient ID Re-attending within 3 months - Children	15	264	5.7%	9.9%	11.5%	11.6%
% of FP17s for the same patient ID Re-attending within 3 months - Adults	48	484	9.9%	15.2%	16.5%	15.5%
% of FP17s for the same patient ID Re-attending between 3 & 9 months - Children	65	264	24.6%	48.8%	48.5%	58.8%
% of FP17s for the same patient ID Re-attending between 3 & 9 months - Adults	160	484	33.1%	38.8%	39.1%	51.1%
% of FP17s for Band 1 Urgent Courses	0	645	0.0%	10.1%	10.6%	9.0%
% of FP17s Relating to Free Repair or Replacements	1	645	0.2%	0.6%	0.5%	0.8%
% of FP17s Relating to Continuations	8	645	1.2%	0.8%	0.7%	0.9%
% of Patients satisfied with the dentistry they have received	1	1	N/A	91.6%	90.5%	93.3%
% of Patients satisfied with the time they had to wait for an appointment	0	1	N/A	87.5%	85.1%	88.9%

* This is based on patients treated on this contract for their most recent course of treatment. Figures in italics indicate the base number of FP17s or Patient Questionnaire responses are less than 100. N/A is shown where the base number of responses is less than 10 during the period. % is calculated as Quantity/Base number*100

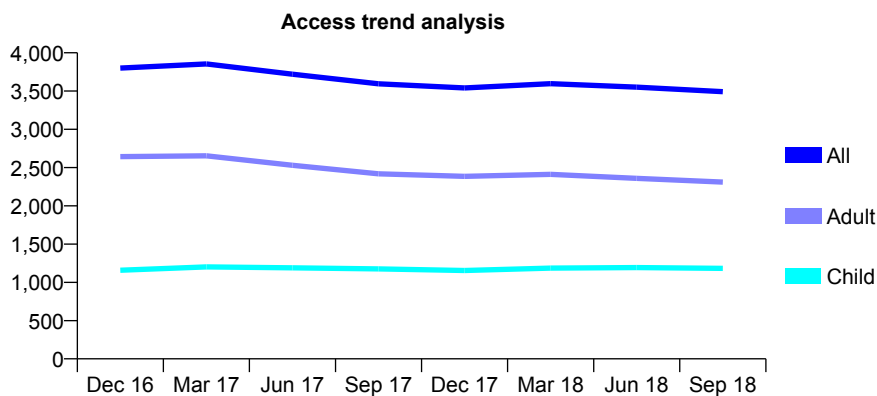
Q63 - Vital Signs At a Glance Contract Report for 158879/0001 - September 2018

Name or company name	Woodside Dental Clinic
Contract type name	GDS Contract
Purpose of contract	General
Contract start date	20/06/2011
Contract end date	

18/19 Contracted general activity (UDA)	6,523
Carry forward general activity (UDA)	-1
18/19 Contracted orthodontic activity (UOA)	0
Carry forward orthodontic activity (UOA)	0
Baseline contract value	£170,150.53

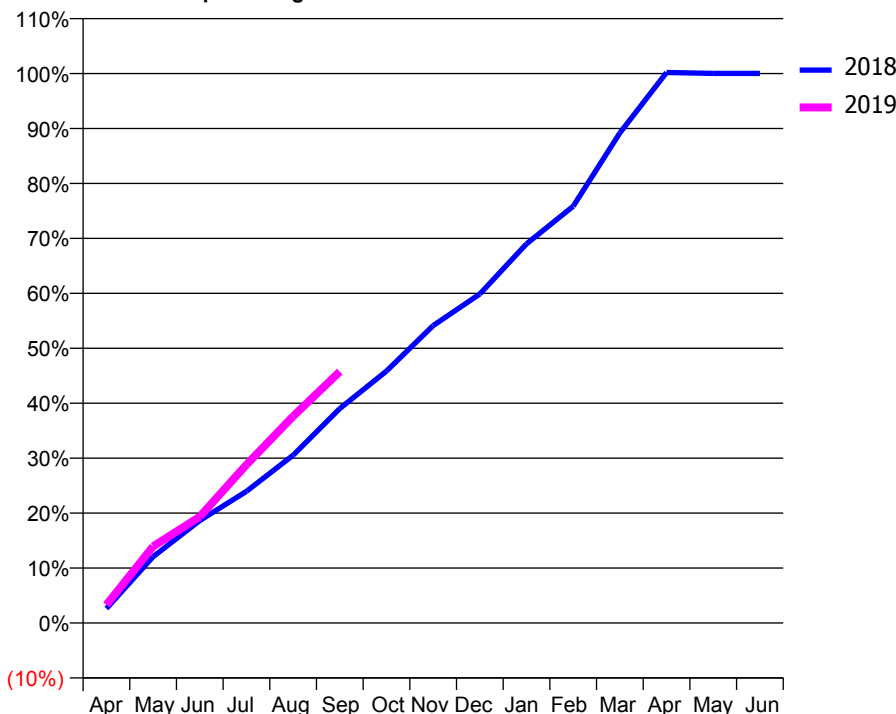
ACCESS*

Patients seen in 24 months	Total	Change since previous quarter
Quarter ending September 2017	3,594	
Quarter ending December 2017	3,541	↓
Quarter ending March 2018	3,597	→
Quarter ending June 2018	3,552	↓
Quarter ending September 2018	3,492	↓
Variance since September 2017	(2.8%)	↓



ACTIVITY

Cumulative percentage of contracted UDA delivered 2018 & 2019



Adjusted Scheduled Activity (UDA)

Month	2018	2019
April	172	216
May	787	909
June	1,216	1,262
July	1,563	1,880
August	1,992	2,455
September	2,546	2,984
October	2,991	
November	3,531	
December	3,906	
January	4,500	
February	4,948	
March	5,819	
April	6,535	
May	6,524	
June	6,524	

QUALITY

	Quantity	Base Number	Contract	AT	Region	England
% of FP17s for the same patient ID Re-attending within 3 months - Children	37	822	4.5%	9.9%	11.5%	11.6%
% of FP17s for the same patient ID Re-attending within 3 months - Adults	156	1,275	12.2%	15.2%	16.5%	15.5%
% of FP17s for the same patient ID Re-attending between 3 & 9 months - Children	399	822	48.5%	48.8%	48.5%	58.8%
% of FP17s for the same patient ID Re-attending between 3 & 9 months - Adults	409	1,275	32.1%	38.8%	39.1%	51.1%
% of FP17s for Band 1 Urgent Courses	163	1,856	8.8%	10.1%	10.6%	9.0%
% of FP17s Relating to Free Repair or Replacements	5	1,856	0.3%	0.6%	0.5%	0.8%
% of FP17s Relating to Continuations	4	1,856	0.2%	0.8%	0.7%	0.9%
% of Patients satisfied with the dentistry they have received	0	0	N/A	91.6%	90.5%	93.3%
% of Patients satisfied with the time they had to wait for an appointment	0	0	N/A	87.5%	85.1%	88.9%

* This is based on patients treated on this contract for their most recent course of treatment. Figures in italics indicate the base number of FP17s or Patient Questionnaire responses are less than 100. N/A is shown where the base number of responses is less than 10 during the period. % is calculated as Quantity/Base number*100

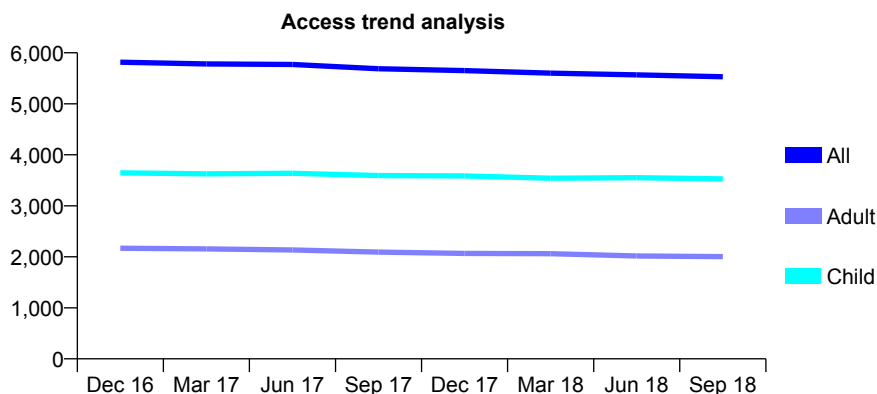
Q63 - Vital Signs At a Glance Contract Report for 159247/0001 - September 2018

Name or company name	Half Moon Dental Centre Ltd
Contract type name	GDS Contract
Purpose of contract	General
Contract start date	01/04/2013
Contract end date	

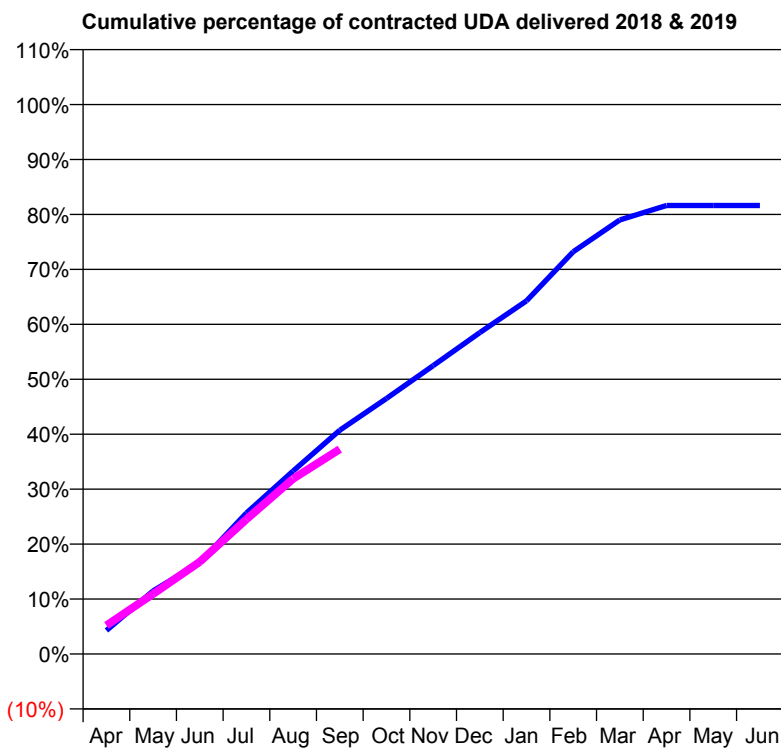
18/19 Contracted general activity (UDA)	11,000
Carry forward general activity (UDA)	0
18/19 Contracted orthodontic activity (UOA)	0
Carry forward orthodontic activity (UOA)	0
Baseline contract value	£257,226.56

ACCESS*

Patients seen in 24 months	Total	Change since previous quarter
Quarter ending September 2017	5,687	
Quarter ending December 2017	5,652	→
Quarter ending March 2018	5,601	→
Quarter ending June 2018	5,568	→
Quarter ending September 2018	5,531	→
Variance since September 2017	(2.7%)	↓



ACTIVITY



Adjusted Scheduled Activity (UDA)		
Month	2018	2019
April	472	572
May	1,263	1,202
June	1,832	1,845
July	2,823	2,698
August	3,663	3,509
September	4,482	4,102
October	5,116	
November	5,774	
December	6,434	
January	7,070	
February	8,053	
March	8,690	
April	8,977	
May	8,977	
June	8,977	

QUALITY

	Quantity	Base Number	Contract	AT	Region	England
% of FP17s for the same patient ID Re-attending within 3 months - Children	121	2,197	5.5%	9.9%	11.5%	11.6%
% of FP17s for the same patient ID Re-attending within 3 months - Adults	113	1,053	10.7%	15.2%	16.5%	15.5%
% of FP17s for the same patient ID Re-attending between 3 & 9 months - Children	996	2,197	45.3%	48.8%	48.5%	58.8%
% of FP17s for the same patient ID Re-attending between 3 & 9 months - Adults	441	1,053	41.9%	38.8%	39.1%	51.1%
% of FP17s for Band 1 Urgent Courses	40	3,035	1.3%	10.1%	10.6%	9.0%
% of FP17s Relating to Free Repair or Replacements	16	3,035	0.5%	0.6%	0.5%	0.8%
% of FP17s Relating to Continuations	12	3,035	0.4%	0.8%	0.7%	0.9%
% of Patients satisfied with the dentistry they have received	4	4	N/A	91.6%	90.5%	93.3%
% of Patients satisfied with the time they had to wait for an appointment	4	4	N/A	87.5%	85.1%	88.9%

* This is based on patients treated on this contract for their most recent course of treatment. Figures in italics indicate the base number of FP17s or Patient Questionnaire responses are less than 100. N/A is shown where the base number of responses is less than 10 during the period. % is calculated as Quantity/Base number*100

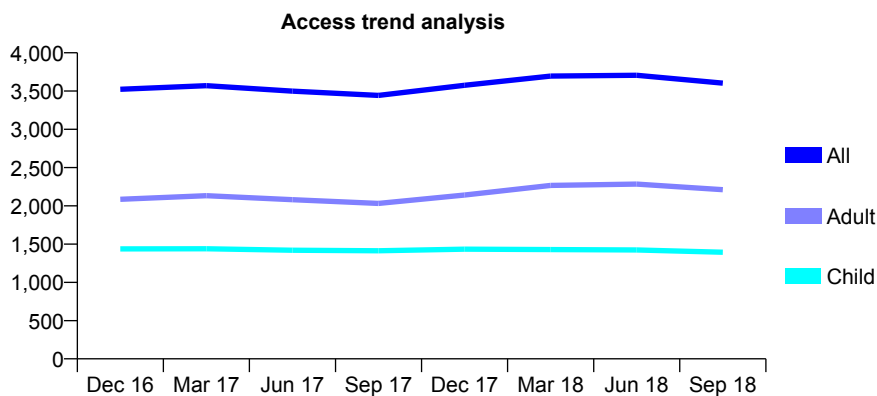
Q63 - Vital Signs At a Glance Contract Report for 160113/0001 - September 2018

Name or company name	Townley Road Dental Practice
Contract type name	GDS Contract
Purpose of contract	General
Contract start date	01/01/2013
Contract end date	

18/19 Contracted general activity (UDA)	10,000
Carry forward general activity (UDA)	325
18/19 Contracted orthodontic activity (UOA)	0
Carry forward orthodontic activity (UOA)	0
Baseline contract value	£243,126.57

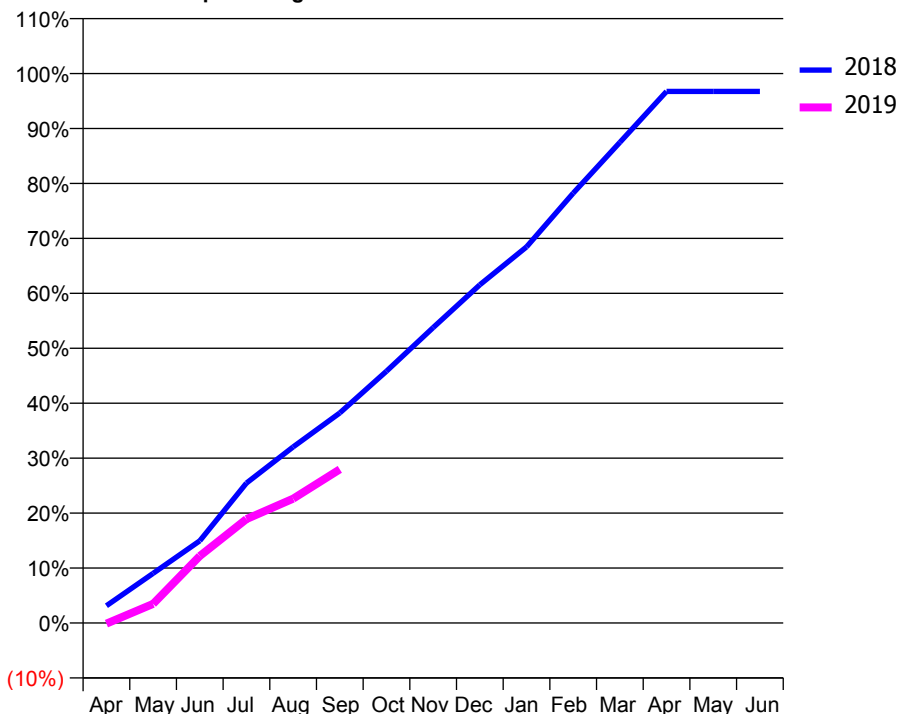
ACCESS*

Patients seen in 24 months	Total	Change since previous quarter
Quarter ending September 2017	3,443	
Quarter ending December 2017	3,575	↑
Quarter ending March 2018	3,696	↑
Quarter ending June 2018	3,707	→
Quarter ending September 2018	3,604	↓
Variance since September 2017	4.7%	↑



ACTIVITY

Cumulative percentage of contracted UDA delivered 2018 & 2019



Adjusted Scheduled Activity (UDA)		
Month	2018	2019
April	313	-14
May	903	347
June	1,496	1,219
July	2,546	1,891
August	3,206	2,264
September	3,823	2,798
October	4,583	
November	5,376	
December	6,155	
January	6,844	
February	7,821	
March	8,746	
April	9,675	
May	9,675	
June	9,675	

QUALITY

	Quantity	Base Number	Contract	AT	Region	England
% of FP17s for the same patient ID Re-attending within 3 months - Children	49	709	6.9%	9.9%	11.5%	11.6%
% of FP17s for the same patient ID Re-attending within 3 months - Adults	180	995	18.1%	15.2%	16.5%	15.5%
% of FP17s for the same patient ID Re-attending between 3 & 9 months - Children	242	709	34.1%	48.8%	48.5%	58.8%
% of FP17s for the same patient ID Re-attending between 3 & 9 months - Adults	278	995	27.9%	38.8%	39.1%	51.1%
% of FP17s for Band 1 Urgent Courses	124	1,457	8.5%	10.1%	10.6%	9.0%
% of FP17s Relating to Free Repair or Replacements	7	1,457	0.5%	0.6%	0.5%	0.8%
% of FP17s Relating to Continuations	38	1,457	2.6%	0.8%	0.7%	0.9%
% of Patients satisfied with the dentistry they have received	1	1	N/A	91.6%	90.5%	93.3%
% of Patients satisfied with the time they had to wait for an appointment	1	1	N/A	87.5%	85.1%	88.9%

* This is based on patients treated on this contract for their most recent course of treatment. Figures in italics indicate the base number of FP17s or Patient Questionnaire responses are less than 100. N/A is shown where the base number of responses is less than 10 during the period. % is calculated as Quantity/Base number*100

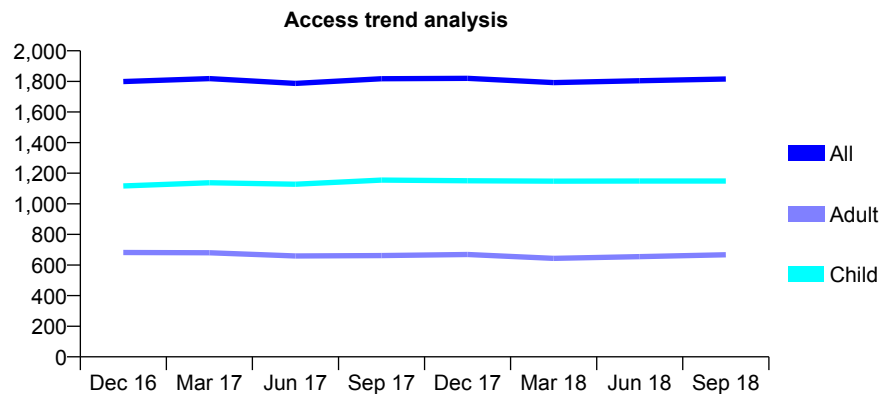
Q63 - Vital Signs At a Glance Contract Report for 160989/0001 - September 2018

Name or company name	Mr S Perry and Mrs S Perry
Contract type name	GDS Contract
Purpose of contract	General
Contract start date	01/08/2009
Contract end date	

18/19 Contracted general activity (UDA)	5,092
Carry forward general activity (UDA)	109
18/19 Contracted orthodontic activity (UOA)	0
Carry forward orthodontic activity (UOA)	0
Baseline contract value	£122,360.14

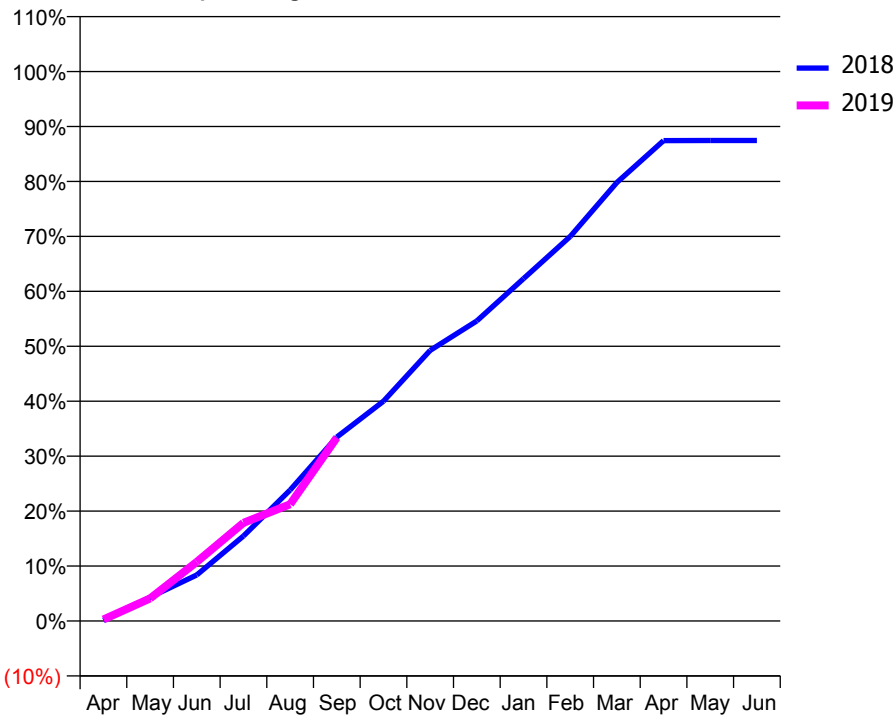
ACCESS*

Patients seen in 24 months	Total	Change since previous quarter
Quarter ending September 2017	1,817	
Quarter ending December 2017	1,820	→
Quarter ending March 2018	1,792	↓
Quarter ending June 2018	1,804	→
Quarter ending September 2018	1,816	→
Variance since September 2017	(0.1%)	→



ACTIVITY

Cumulative percentage of contracted UDA delivered 2018 & 2019



Adjusted Scheduled Activity (UDA)		
Month	2018	2019
April	6	14
May	220	209
June	426	548
July	788	910
August	1,214	1,082
September	1,705	1,700
October	2,036	
November	2,508	
December	2,781	
January	3,173	
February	3,563	
March	4,063	
April	4,451	
May	4,452	
June	4,452	

QUALITY

	Quantity	Base Number	Contract	AT	Region	England
% of FP17s for the same patient ID Re-attending within 3 months - Children	62	934	6.6%	9.9%	11.5%	11.6%
% of FP17s for the same patient ID Re-attending within 3 months - Adults	56	369	15.2%	15.2%	16.5%	15.5%
% of FP17s for the same patient ID Re-attending between 3 & 9 months - Children	637	934	68.2%	48.8%	48.5%	58.8%
% of FP17s for the same patient ID Re-attending between 3 & 9 months - Adults	179	369	48.5%	38.8%	39.1%	51.1%
% of FP17s for Band 1 Urgent Courses	64	1,125	5.7%	10.1%	10.6%	9.0%
% of FP17s Relating to Free Repair or Replacements	0	1,125	0.0%	0.6%	0.5%	0.8%
% of FP17s Relating to Continuations	0	1,125	0.0%	0.8%	0.7%	0.9%
% of Patients satisfied with the dentistry they have received	0	0	N/A	91.6%	90.5%	93.3%
% of Patients satisfied with the time they had to wait for an appointment	0	0	N/A	87.5%	85.1%	88.9%

* This is based on patients treated on this contract for their most recent course of treatment. Figures in italics indicate the base number of FP17s or Patient Questionnaire responses are less than 100. N/A is shown where the base number of responses is less than 10 during the period. % is calculated as Quantity/Base number*100

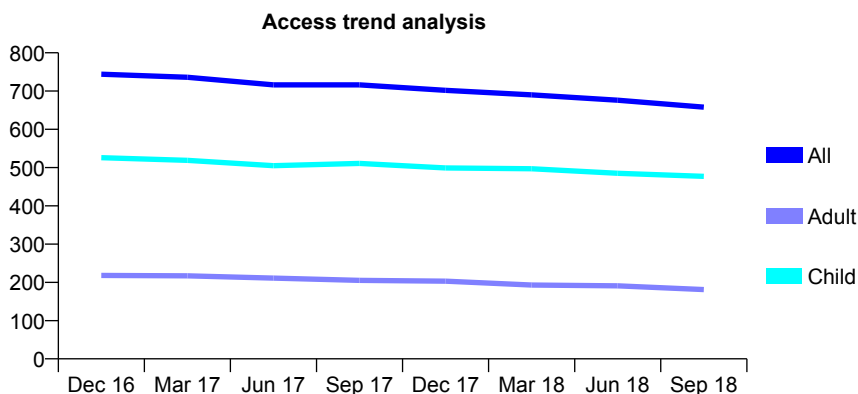
Q63 - Vital Signs At a Glance Contract Report for 161020/0001 - September 2018

Name or company name	Kingston Hill Dental Practice
Contract type name	GDS Contract
Purpose of contract	General
Contract start date	01/04/2010
Contract end date	

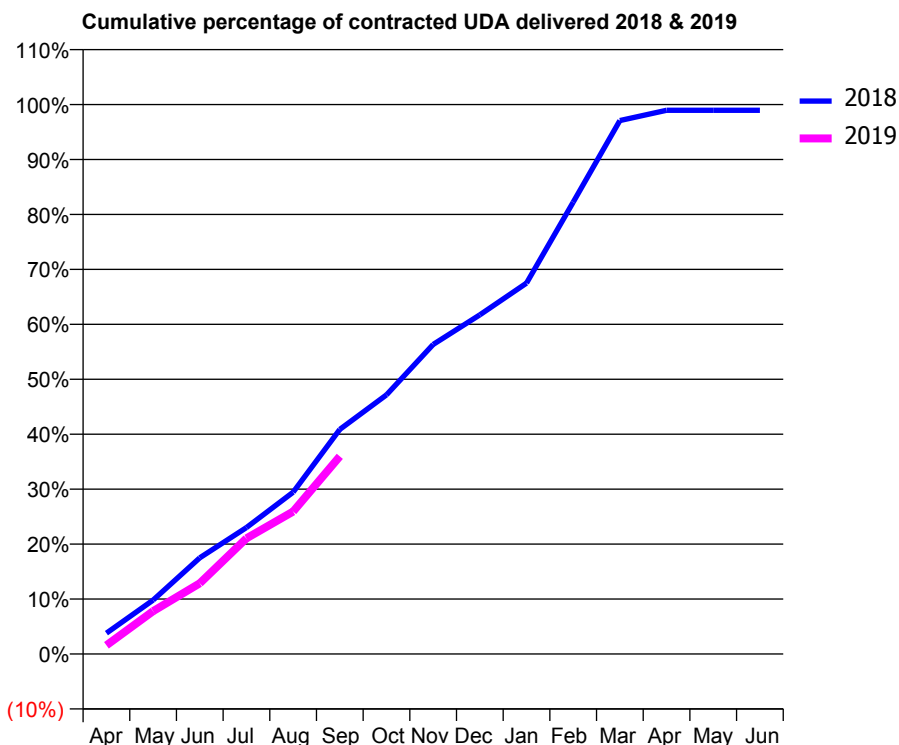
18/19 Contracted general activity (UDA)	1,500
Carry forward general activity (UDA)	16
18/19 Contracted orthodontic activity (UOA)	0
Carry forward orthodontic activity (UOA)	0
Baseline contract value	£35,541.08

ACCESS*

Patients seen in 24 months	Total	Change since previous quarter
Quarter ending September 2017	716	
Quarter ending December 2017	702	↓
Quarter ending March 2018	690	↓
Quarter ending June 2018	676	↓
Quarter ending September 2018	658	↓
Variance since September 2017	(8.1%)	↓



ACTIVITY



Month	Adjusted Scheduled Activity (UDA)	
	2018	2019
April	57	24
May	147	117
June	263	193
July	345	316
August	442	389
September	613	540
October	707	
November	845	
December	926	
January	1,012	
February	1,234	
March	1,456	
April	1,484	
May	1,484	
June	1,484	

QUALITY

	Quantity	Base Number	Contract	AT	Region	England
% of FP17s for the same patient ID Re-attending within 3 months - Children	25	329	7.6%	9.9%	11.5%	11.6%
% of FP17s for the same patient ID Re-attending within 3 months - Adults	3	55	5.5%	15.2%	16.5%	15.5%
% of FP17s for the same patient ID Re-attending between 3 & 9 months - Children	178	329	54.1%	48.8%	48.5%	58.8%
% of FP17s for the same patient ID Re-attending between 3 & 9 months - Adults	28	55	50.9%	38.8%	39.1%	51.1%
% of FP17s for Band 1 Urgent Courses	4	362	1.1%	10.1%	10.6%	9.0%
% of FP17s Relating to Free Repair or Replacements	0	362	0.0%	0.6%	0.5%	0.8%
% of FP17s Relating to Continuations	0	362	0.0%	0.8%	0.7%	0.9%
% of Patients satisfied with the dentistry they have received	1	1	N/A	91.6%	90.5%	93.3%
% of Patients satisfied with the time they had to wait for an appointment	1	1	N/A	87.5%	85.1%	88.9%

* This is based on patients treated on this contract for their most recent course of treatment. Figures in italics indicate the base number of FP17s or Patient Questionnaire responses are less than 100. N/A is shown where the base number of responses is less than 10 during the period. % is calculated as Quantity/Base number*100

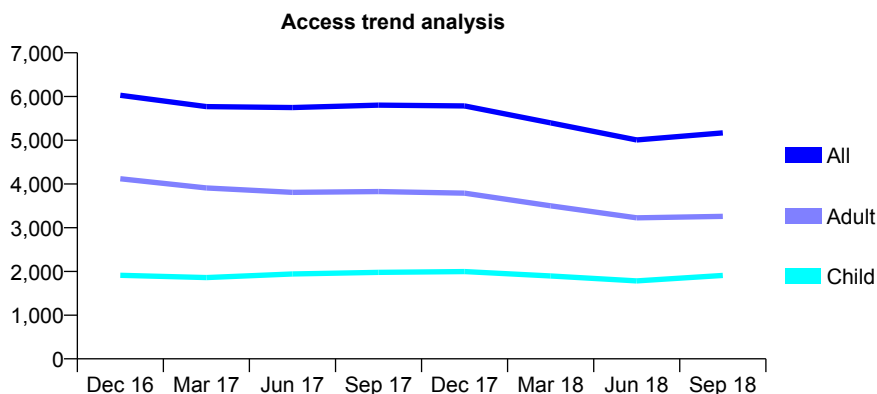
Q63 - Vital Signs At a Glance Contract Report for 163945/0001 - September 2018

Name or company name	Wandsworth Town Dental Practice Limited
Contract type name	GDS Contract
Purpose of contract	General
Contract start date	10/10/2011
Contract end date	

18/19 Contracted general activity (UDA)	18,500
Carry forward general activity (UDA)	11
18/19 Contracted orthodontic activity (UOA)	0
Carry forward orthodontic activity (UOA)	0
Baseline contract value	£528,455.55

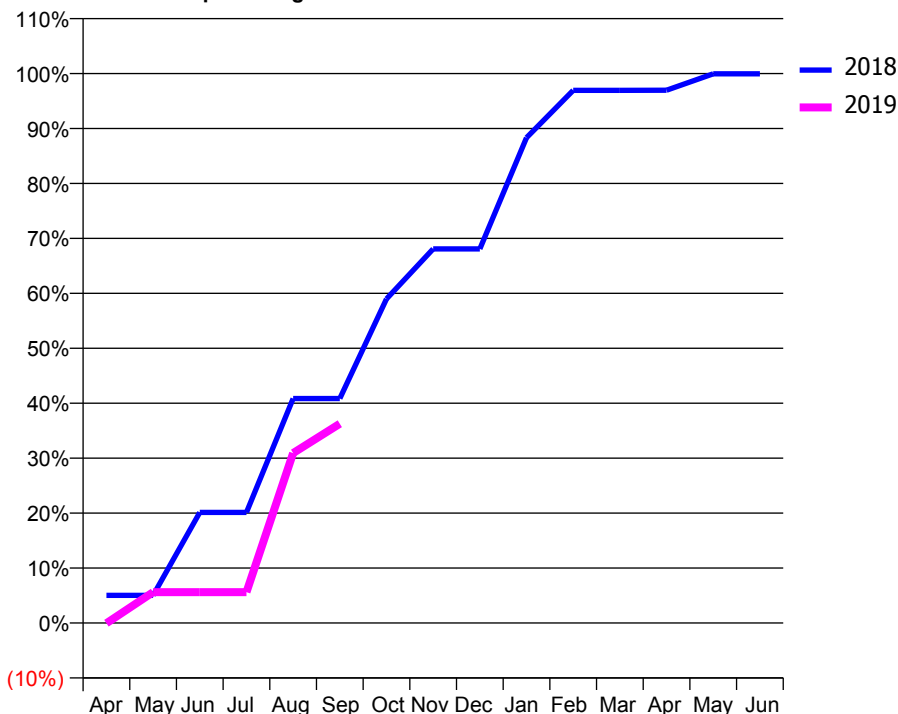
ACCESS*

Patients seen in 24 months	Total	Change since previous quarter
Quarter ending September 2017	5,803	
Quarter ending December 2017	5,786	→
Quarter ending March 2018	5,397	↓
Quarter ending June 2018	5,008	↓
Quarter ending September 2018	5,169	↑
Variance since September 2017	(10.9%)	↓



ACTIVITY

Cumulative percentage of contracted UDA delivered 2018 & 2019



Adjusted Scheduled Activity (UDA)

Month	2018	2019
April	931	-11
May	931	1,037
June	3,724	1,037
July	3,724	1,037
August	7,557	5,721
September	7,560	6,708
October	10,910	
November	12,594	
December	12,594	
January	16,340	
February	17,933	
March	17,933	
April	17,936	
May	18,489	
June	18,489	

QUALITY

	Quantity	Base Number	Contract	AT	Region	England
% of FP17s for the same patient ID Re-attending within 3 months - Children	105	1,122	9.4%	9.9%	11.5%	11.6%
% of FP17s for the same patient ID Re-attending within 3 months - Adults	373	1,865	20.0%	15.2%	16.5%	15.5%
% of FP17s for the same patient ID Re-attending between 3 & 9 months - Children	238	1,122	21.2%	48.8%	48.5%	58.8%
% of FP17s for the same patient ID Re-attending between 3 & 9 months - Adults	308	1,865	16.5%	38.8%	39.1%	51.1%
% of FP17s for Band 1 Urgent Courses	974	2,619	37.2%	10.1%	10.6%	9.0%
% of FP17s Relating to Free Repair or Replacements	0	2,619	0.0%	0.6%	0.5%	0.8%
% of FP17s Relating to Continuations	0	2,619	0.0%	0.8%	0.7%	0.9%
% of Patients satisfied with the dentistry they have received	0	0	N/A	91.6%	90.5%	93.3%
% of Patients satisfied with the time they had to wait for an appointment	0	0	N/A	87.5%	85.1%	88.9%

* This is based on patients treated on this contract for their most recent course of treatment. Figures in italics indicate the base number of FP17s or Patient Questionnaire responses are less than 100. N/A is shown where the base number of responses is less than 10 during the period. % is calculated as Quantity/Base number*100

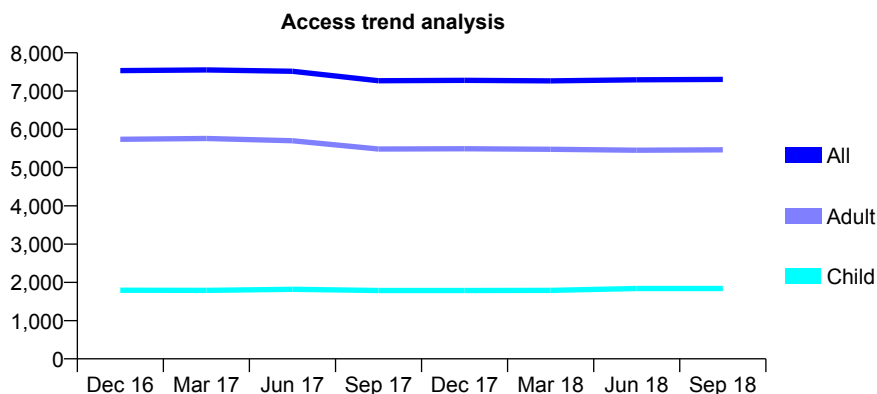
Q63 - Vital Signs At a Glance Contract Report for 164151/0001 - September 2018

Name or company name	The Crystal Palace Dental Centre
Contract type name	GDS Contract
Purpose of contract	General
Contract start date	01/04/2006
Contract end date	

18/19 Contracted general activity (UDA)	16,490
Carry forward general activity (UDA)	-330
18/19 Contracted orthodontic activity (UOA)	0
Carry forward orthodontic activity (UOA)	0
Baseline contract value	£461,960.51

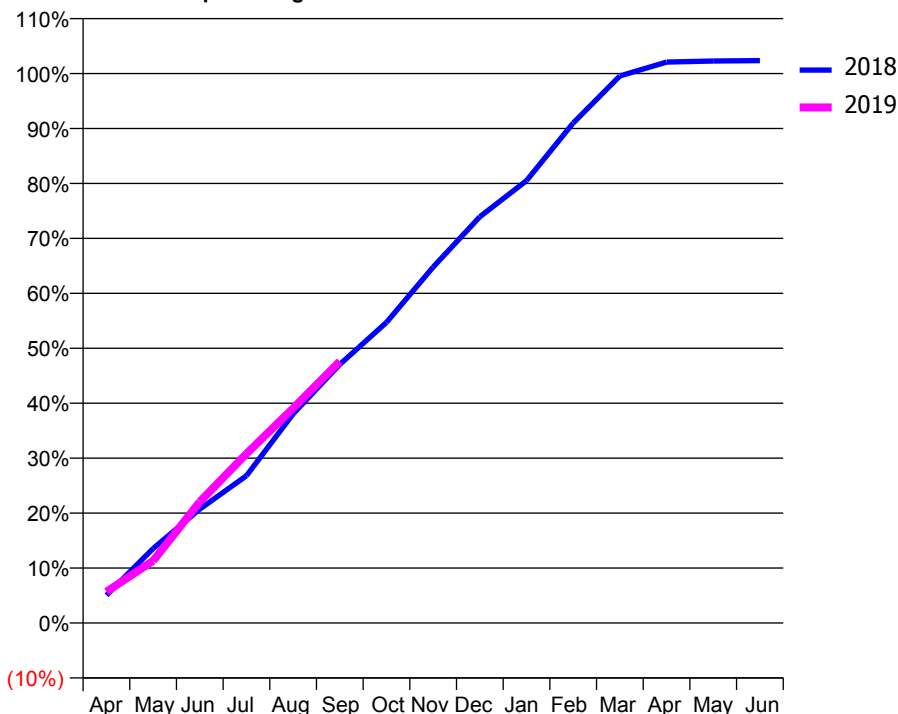
ACCESS*

Patients seen in 24 months	Total	Change since previous quarter
Quarter ending September 2017	7,270	
Quarter ending December 2017	7,280	→
Quarter ending March 2018	7,267	→
Quarter ending June 2018	7,294	→
Quarter ending September 2018	7,304	→
Variance since September 2017	0.5%	→



ACTIVITY

Cumulative percentage of contracted UDA delivered 2018 & 2019



Adjusted Scheduled Activity (UDA)

Month	2018	2019
April	833	940
May	2,234	1,866
June	3,417	3,640
July	4,418	5,081
August	6,277	6,445
September	7,760	7,851
October	9,021	
November	10,684	
December	12,190	
January	13,276	
February	15,004	
March	16,417	
April	16,832	
May	16,867	
June	16,877	

QUALITY

	Quantity	Base Number	Contract	AT	Region	England
% of FP17s for the same patient ID Re-attending within 3 months - Children	86	1,054	8.2%	9.9%	11.5%	11.6%
% of FP17s for the same patient ID Re-attending within 3 months - Adults	260	2,397	10.8%	15.2%	16.5%	15.5%
% of FP17s for the same patient ID Re-attending between 3 & 9 months - Children	394	1,054	37.4%	48.8%	48.5%	58.8%
% of FP17s for the same patient ID Re-attending between 3 & 9 months - Adults	769	2,397	32.1%	38.8%	39.1%	51.1%
% of FP17s for Band 1 Urgent Courses	312	3,245	9.6%	10.1%	10.6%	9.0%
% of FP17s Relating to Free Repair or Replacements	36	3,245	1.1%	0.6%	0.5%	0.8%
% of FP17s Relating to Continuations	1	3,245	0.0%	0.8%	0.7%	0.9%
% of Patients satisfied with the dentistry they have received	0	0	N/A	91.6%	90.5%	93.3%
% of Patients satisfied with the time they had to wait for an appointment	0	0	N/A	87.5%	85.1%	88.9%

* This is based on patients treated on this contract for their most recent course of treatment. Figures in italics indicate the base number of FP17s or Patient Questionnaire responses are less than 100. N/A is shown where the base number of responses is less than 10 during the period. % is calculated as Quantity/Base number*100

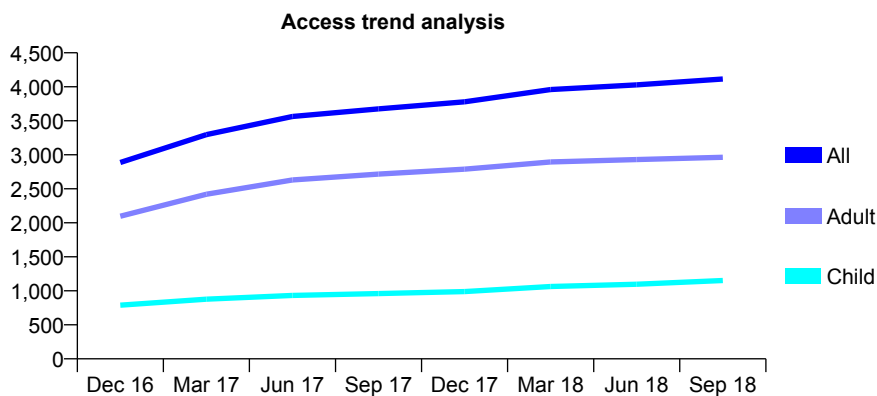
Q63 - Vital Signs At a Glance Contract Report for 164828/0001 - September 2018

Name or company name	2 Green Smile Ltd
Contract type name	GDS Contract
Purpose of contract	General
Contract start date	01/11/2015
Contract end date	

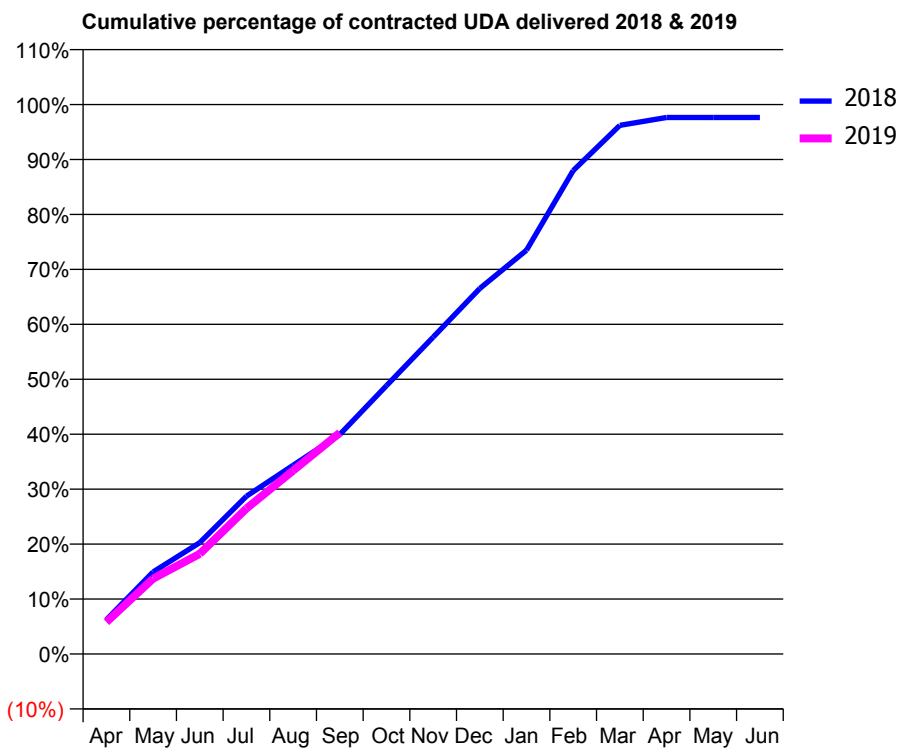
18/19 Contracted general activity (UDA)	7,750
Carry forward general activity (UDA)	21
18/19 Contracted orthodontic activity (UOA)	0
Carry forward orthodontic activity (UOA)	0
Baseline contract value	£201,728.31

ACCESS*

Patients seen in 24 months	Total	Change since previous quarter
Quarter ending September 2017	3,676	
Quarter ending December 2017	3,779	↑
Quarter ending March 2018	3,960	↑
Quarter ending June 2018	4,028	→
Quarter ending September 2018	4,115	↑
Variance since September 2017	11.9%	↑



ACTIVITY



Month	Adjusted Scheduled Activity (UDA)	
	2018	2019
April	485	450
May	1,157	1,063
June	1,571	1,414
July	2,226	2,052
August	2,661	2,588
September	3,096	3,122
October	3,785	
November	4,470	
December	5,156	
January	5,695	
February	6,819	
March	7,457	
April	7,567	
May	7,567	
June	7,566	

QUALITY

	Quantity	Base Number	Contract	AT	Region	England
% of FP17s for the same patient ID Re-attending within 3 months - Children	41	714	5.7%	9.9%	11.5%	11.6%
% of FP17s for the same patient ID Re-attending within 3 months - Adults	166	1,405	11.8%	15.2%	16.5%	15.5%
% of FP17s for the same patient ID Re-attending between 3 & 9 months - Children	338	714	47.3%	48.8%	48.5%	58.8%
% of FP17s for the same patient ID Re-attending between 3 & 9 months - Adults	328	1,405	23.3%	38.8%	39.1%	51.1%
% of FP17s for Band 1 Urgent Courses	214	1,693	12.6%	10.1%	10.6%	9.0%
% of FP17s Relating to Free Repair or Replacements	3	1,693	0.2%	0.6%	0.5%	0.8%
% of FP17s Relating to Continuations	5	1,693	0.3%	0.8%	0.7%	0.9%
% of Patients satisfied with the dentistry they have received	2	2	N/A	91.6%	90.5%	93.3%
% of Patients satisfied with the time they had to wait for an appointment	1	2	N/A	87.5%	85.1%	88.9%

* This is based on patients treated on this contract for their most recent course of treatment. Figures in italics indicate the base number of FP17s or Patient Questionnaire responses are less than 100. N/A is shown where the base number of responses is less than 10 during the period. % is calculated as Quantity/Base number*100

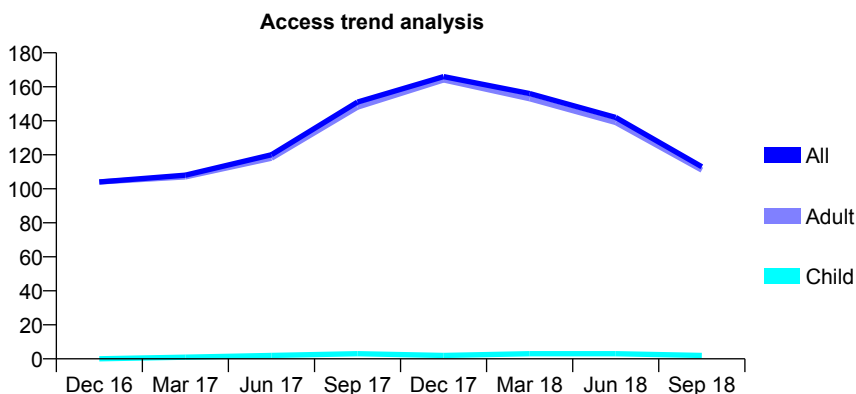
Q63 - Vital Signs At a Glance Contract Report for 164828/0002 - September 2018

Name or company name	2 Green Smile Ltd
Contract type name	PDS Contract
Purpose of contract	General
Contract start date	01/11/2015
Contract end date	30/06/2018

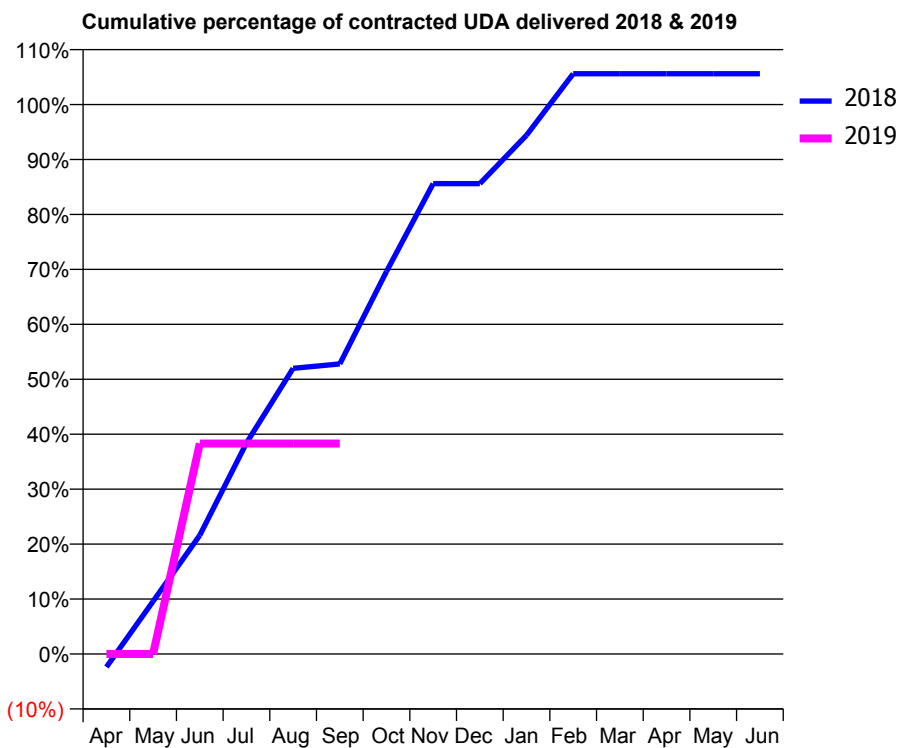
18/19 Contracted general activity (UDA)	94
Carry forward general activity (UDA)	0
18/19 Contracted orthodontic activity (UOA)	0
Carry forward orthodontic activity (UOA)	0
Baseline contract value	£5,096.13

ACCESS*

Patients seen in 24 months	Total	Change since previous quarter
Quarter ending September 2017	151	
Quarter ending December 2017	166	↑
Quarter ending March 2018	156	↓
Quarter ending June 2018	142	↓
Quarter ending September 2018	113	↓
Variance since September 2017	(25.2%)	↓



ACTIVITY



Month	Adjusted Scheduled Activity (UDA)	
	2018	2019
April	-9	0
May	36	0
June	81	36
July	144	36
August	195	36
September	198	36
October	261	
November	321	
December	321	
January	354	
February	396	
March	396	
April	396	
May	396	
June	396	

QUALITY

	Quantity	Base Number	Contract	AT	Region	England
% of FP17s for the same patient ID Re-attending within 3 months - Children	0	0	N/A	9.9%	11.5%	11.6%
% of FP17s for the same patient ID Re-attending within 3 months - Adults	0	12	0.0%	15.2%	16.5%	15.5%
% of FP17s for the same patient ID Re-attending between 3 & 9 months - Children	0	0	N/A	48.8%	48.5%	58.8%
% of FP17s for the same patient ID Re-attending between 3 & 9 months - Adults	0	12	0.0%	38.8%	39.1%	51.1%
% of FP17s for Band 1 Urgent Courses	0	12	0.0%	10.1%	10.6%	9.0%
% of FP17s Relating to Free Repair or Replacements	0	12	0.0%	0.6%	0.5%	0.8%
% of FP17s Relating to Continuations	0	12	0.0%	0.8%	0.7%	0.9%
% of Patients satisfied with the dentistry they have received	0	0	N/A	91.6%	90.5%	93.3%
% of Patients satisfied with the time they had to wait for an appointment	0	0	N/A	87.5%	85.1%	88.9%

* This is based on patients treated on this contract for their most recent course of treatment. Figures in italics indicate the base number of FP17s or Patient Questionnaire responses are less than 100. N/A is shown where the base number of responses is less than 10 during the period. % is calculated as Quantity/Base number*100

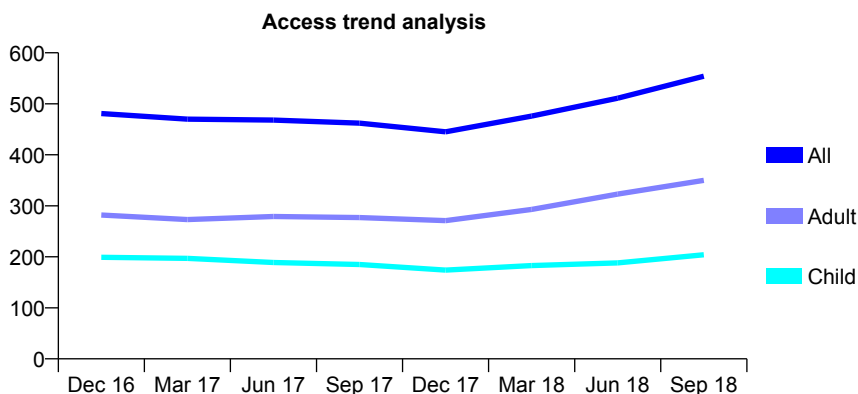
Q63 - Vital Signs At a Glance Contract Report for 164836/0001 - September 2018

Name or company name	R Mukherjee, P Gosai, D Patel, R Patel and
Contract type name	GDS Contract
Purpose of contract	General
Contract start date	10/03/2014
Contract end date	

18/19 Contracted general activity (UDA)	1,605
Carry forward general activity (UDA)	0
18/19 Contracted orthodontic activity (UOA)	0
Carry forward orthodontic activity (UOA)	0
Baseline contract value	£34,121.85

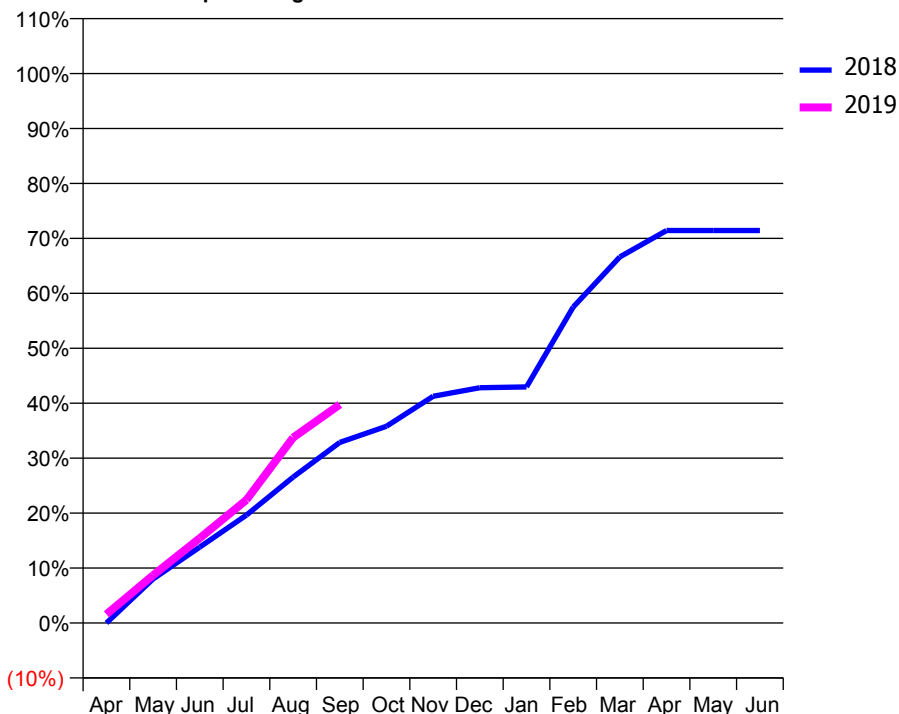
ACCESS*

Patients seen in 24 months	Total	Change since previous quarter
Quarter ending September 2017	462	
Quarter ending December 2017	445	↓
Quarter ending March 2018	476	↑
Quarter ending June 2018	511	↑
Quarter ending September 2018	554	↑
Variance since September 2017	19.9%	↑



ACTIVITY

Cumulative percentage of contracted UDA delivered 2018 & 2019



Adjusted Scheduled Activity (UDA)		
Month	2018	2019
April	0	26
May	129	140
June	222	248
July	315	360
August	426	542
September	527	638
October	575	
November	662	
December	687	
January	689	
February	923	
March	1,069	
April	1,147	
May	1,147	
June	1,147	

QUALITY

	Quantity	Base Number	Contract	AT	Region	England
% of FP17s for the same patient ID Re-attending within 3 months - Children	10	185	5.4%	9.9%	11.5%	11.6%
% of FP17s for the same patient ID Re-attending within 3 months - Adults	21	261	8.0%	15.2%	16.5%	15.5%
% of FP17s for the same patient ID Re-attending between 3 & 9 months - Children	98	185	53.0%	48.8%	48.5%	58.8%
% of FP17s for the same patient ID Re-attending between 3 & 9 months - Adults	111	261	42.5%	38.8%	39.1%	51.1%
% of FP17s for Band 1 Urgent Courses	41	396	10.4%	10.1%	10.6%	9.0%
% of FP17s Relating to Free Repair or Replacements	0	396	0.0%	0.6%	0.5%	0.8%
% of FP17s Relating to Continuations	0	396	0.0%	0.8%	0.7%	0.9%
% of Patients satisfied with the dentistry they have received	0	0	N/A	91.6%	90.5%	93.3%
% of Patients satisfied with the time they had to wait for an appointment	0	0	N/A	87.5%	85.1%	88.9%

* This is based on patients treated on this contract for their most recent course of treatment. Figures in italics indicate the base number of FP17s or Patient Questionnaire responses are less than 100. N/A is shown where the base number of responses is less than 10 during the period. % is calculated as Quantity/Base number*100

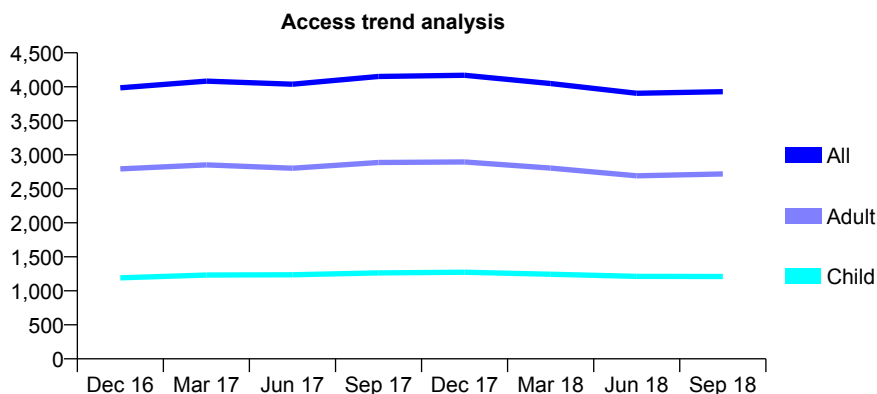
Q63 - Vital Signs At a Glance Contract Report for 164844/0001 - September 2018

Name or company name	Creekside Dental Practice
Contract type name	GDS Contract
Purpose of contract	General
Contract start date	01/04/2008
Contract end date	

18/19 Contracted general activity (UDA)	20,574
Carry forward general activity (UDA)	0
18/19 Contracted orthodontic activity (UOA)	0
Carry forward orthodontic activity (UOA)	0
Baseline contract value	£579,692.43

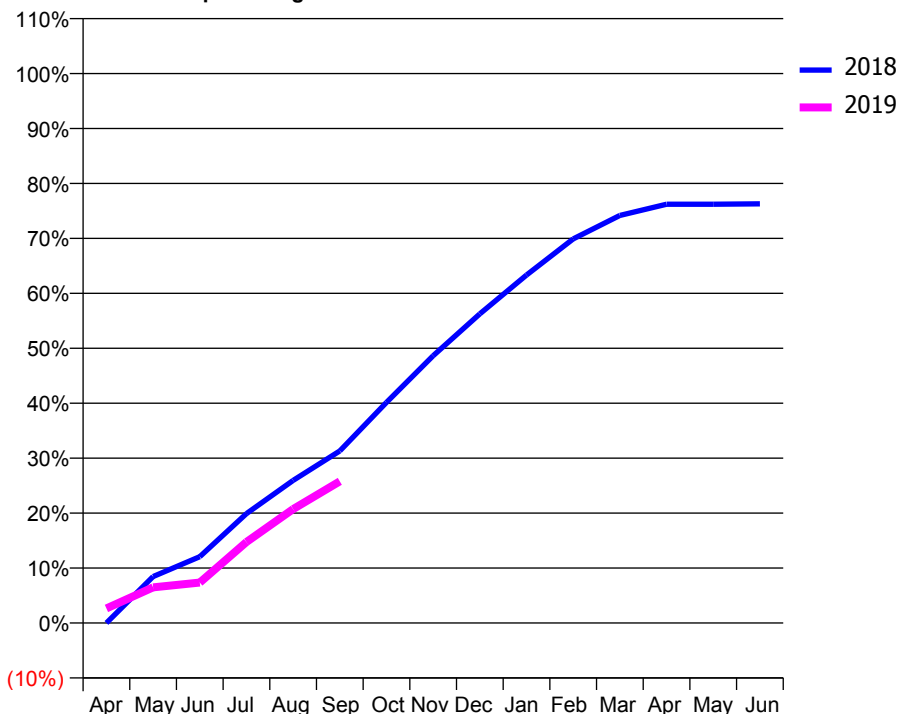
ACCESS*

Patients seen in 24 months	Total	Change since previous quarter
Quarter ending September 2017	4,151	
Quarter ending December 2017	4,169	→
Quarter ending March 2018	4,049	↓
Quarter ending June 2018	3,904	↓
Quarter ending September 2018	3,929	→
Variance since September 2017	(5.3%)	↓



ACTIVITY

Cumulative percentage of contracted UDA delivered 2018 & 2019



Adjusted Scheduled Activity (UDA)

Month	2018	2019
April	0	546
May	1,742	1,336
June	2,482	1,517
July	4,097	3,033
August	5,340	4,266
September	6,444	5,303
October	8,261	
November	10,007	
December	11,574	
January	13,029	
February	14,382	
March	15,262	
April	15,681	
May	15,682	
June	15,694	

QUALITY

	Quantity	Base Number	Contract	AT	Region	England
% of FP17s for the same patient ID Re-attending within 3 months - Children	47	625	7.5%	9.9%	11.5%	11.6%
% of FP17s for the same patient ID Re-attending within 3 months - Adults	264	1,376	19.2%	15.2%	16.5%	15.5%
% of FP17s for the same patient ID Re-attending between 3 & 9 months - Children	288	625	46.1%	48.8%	48.5%	58.8%
% of FP17s for the same patient ID Re-attending between 3 & 9 months - Adults	440	1,376	32.0%	38.8%	39.1%	51.1%
% of FP17s for Band 1 Urgent Courses	276	1,784	15.5%	10.1%	10.6%	9.0%
% of FP17s Relating to Free Repair or Replacements	2	1,784	0.1%	0.6%	0.5%	0.8%
% of FP17s Relating to Continuations	42	1,784	2.4%	0.8%	0.7%	0.9%
% of Patients satisfied with the dentistry they have received	1	1	N/A	91.6%	90.5%	93.3%
% of Patients satisfied with the time they had to wait for an appointment	1	1	N/A	87.5%	85.1%	88.9%

* This is based on patients treated on this contract for their most recent course of treatment. Figures in italics indicate the base number of FP17s or Patient Questionnaire responses are less than 100. N/A is shown where the base number of responses is less than 10 during the period. % is calculated as Quantity/Base number*100

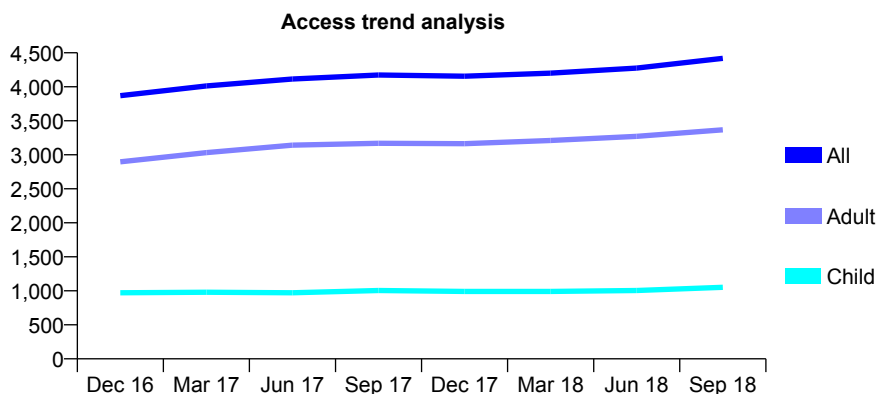
Q63 - Vital Signs At a Glance Contract Report for 166634/0001 - September 2018

Name or company name	Lancaster House Dental Practice
Contract type name	Pilot Contract
Purpose of contract	General and Orthodontic
Contract start date	01/04/2006
Contract end date	

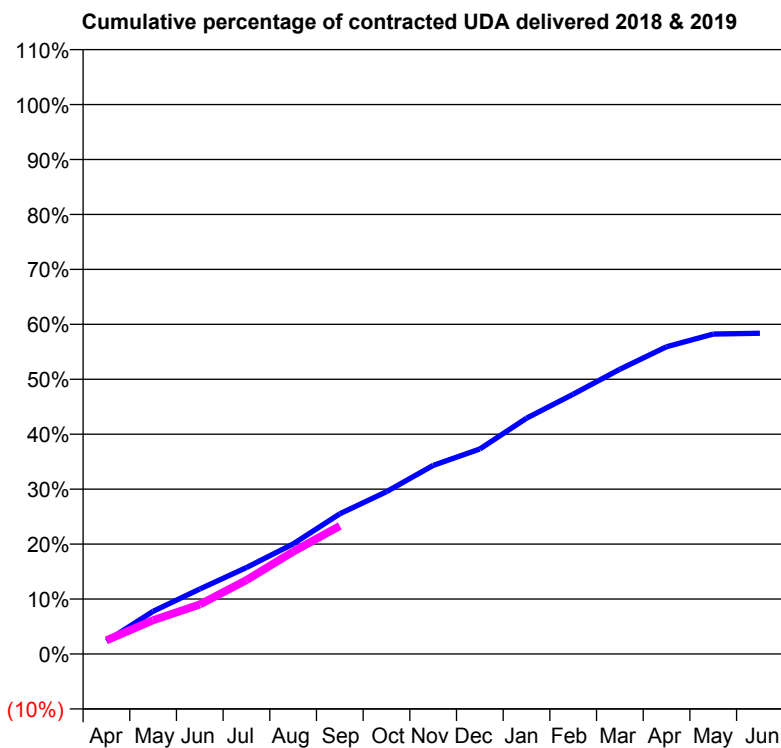
18/19 Contracted general activity (UDA)	14,290
Carry forward general activity (UDA)	0
18/19 Contracted orthodontic activity (UOA)	224
Carry forward orthodontic activity (UOA)	0
Baseline contract value	£392,377.46

ACCESS*

Patients seen in 24 months	Total	Change since previous quarter
Quarter ending September 2017	4,174	
Quarter ending December 2017	4,156	→
Quarter ending March 2018	4,201	→
Quarter ending June 2018	4,275	→
Quarter ending September 2018	4,419	↑
Variance since September 2017	5.9%	↑



ACTIVITY



Month	Adjusted Scheduled Activity (UDA)	
	2018	2019
April	336	356
May	1,110	880
June	1,691	1,287
July	2,249	1,923
August	2,861	2,663
September	3,647	3,330
October	4,220	
November	4,905	
December	5,332	
January	6,133	
February	6,757	
March	7,404	
April	7,991	
May	8,320	
June	8,341	

QUALITY

	Quantity	Base Number	Contract	AT	Region	England
% of FP17s for the same patient ID Re-attending within 3 months - Children	43	661	6.5%	9.9%	11.5%	11.6%
% of FP17s for the same patient ID Re-attending within 3 months - Adults	175	1,622	10.8%	15.2%	16.5%	15.5%
% of FP17s for the same patient ID Re-attending between 3 & 9 months - Children	273	661	41.3%	48.8%	48.5%	58.8%
% of FP17s for the same patient ID Re-attending between 3 & 9 months - Adults	459	1,622	28.3%	38.8%	39.1%	51.1%
% of FP17s for Band 1 Urgent Courses	245	1,736	14.1%	10.1%	10.6%	9.0%
% of FP17s Relating to Free Repair or Replacements	0	1,736	0.0%	0.6%	0.5%	0.8%
% of FP17s Relating to Continuations	7	1,736	0.4%	0.8%	0.7%	0.9%
% of Patients satisfied with the dentistry they have received	1	1	N/A	91.6%	90.5%	93.3%
% of Patients satisfied with the time they had to wait for an appointment	0	1	N/A	87.5%	85.1%	88.9%

* This is based on patients treated on this contract for their most recent course of treatment. Figures in italics indicate the base number of FP17s or Patient Questionnaire responses are less than 100. N/A is shown where the base number of responses is less than 10 during the period. % is calculated as Quantity/Base number*100

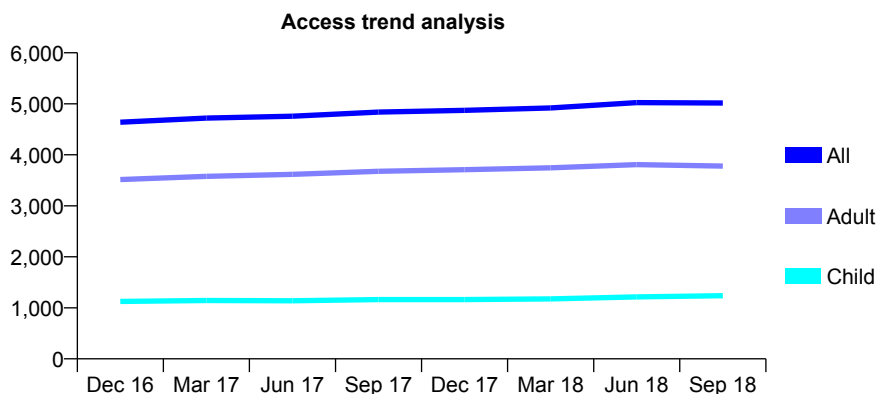
Q63 - Vital Signs At a Glance Contract Report for 167517/0001 - September 2018

Name or company name	HB Dental Practice Limited
Contract type name	GDS Contract
Purpose of contract	General
Contract start date	01/11/2009
Contract end date	

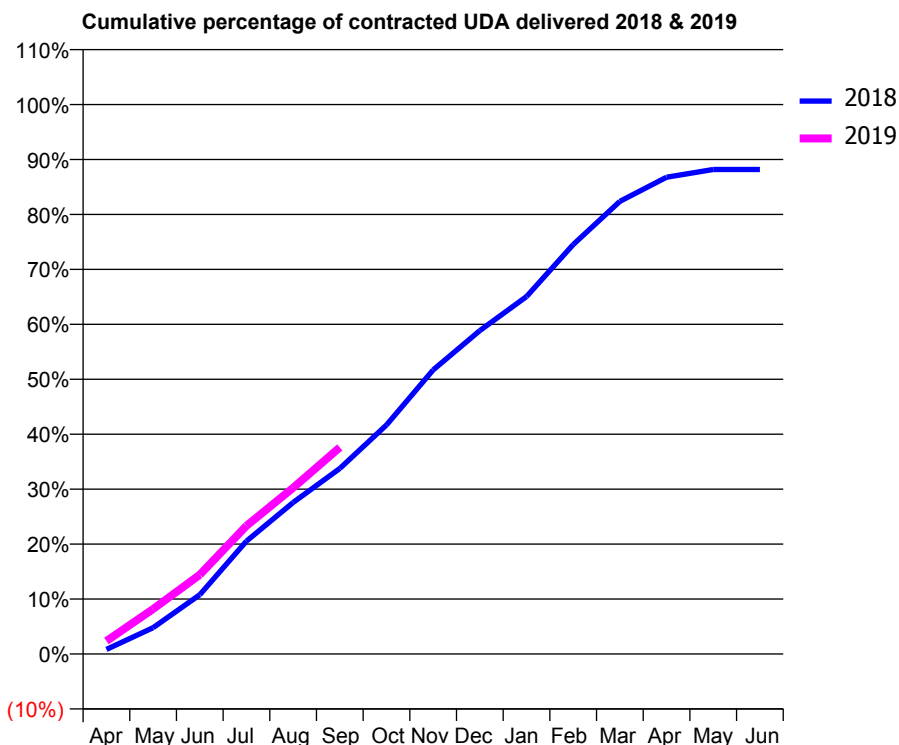
18/19 Contracted general activity (UDA)	20,586
Carry forward general activity (UDA)	0
18/19 Contracted orthodontic activity (UOA)	0
Carry forward orthodontic activity (UOA)	0
Baseline contract value	£491,947.24

ACCESS*

Patients seen in 24 months	Total	Change since previous quarter
Quarter ending September 2017	4,838	
Quarter ending December 2017	4,871	→
Quarter ending March 2018	4,920	→
Quarter ending June 2018	5,024	↑
Quarter ending September 2018	5,015	→
Variance since September 2017	3.7%	↑



ACTIVITY



Adjusted Scheduled Activity (UDA)		
Month	2018	2019
April	171	485
May	985	1,688
June	2,222	2,969
July	4,228	4,801
August	5,679	6,229
September	6,950	7,738
October	8,582	
November	10,644	
December	12,117	
January	13,393	
February	15,339	
March	16,959	
April	17,863	
May	18,149	
June	18,151	

QUALITY

	Quantity	Base Number	Contract	AT	Region	England
% of FP17s for the same patient ID Re-attending within 3 months - Children	51	755	6.8%	9.9%	11.5%	11.6%
% of FP17s for the same patient ID Re-attending within 3 months - Adults	305	2,127	14.3%	15.2%	16.5%	15.5%
% of FP17s for the same patient ID Re-attending between 3 & 9 months - Children	326	755	43.2%	48.8%	48.5%	58.8%
% of FP17s for the same patient ID Re-attending between 3 & 9 months - Adults	933	2,127	43.9%	38.8%	39.1%	51.1%
% of FP17s for Band 1 Urgent Courses	227	2,594	8.8%	10.1%	10.6%	9.0%
% of FP17s Relating to Free Repair or Replacements	32	2,594	1.2%	0.6%	0.5%	0.8%
% of FP17s Relating to Continuations	58	2,594	2.2%	0.8%	0.7%	0.9%
% of Patients satisfied with the dentistry they have received	0	0	N/A	91.6%	90.5%	93.3%
% of Patients satisfied with the time they had to wait for an appointment	0	0	N/A	87.5%	85.1%	88.9%

* This is based on patients treated on this contract for their most recent course of treatment. Figures in italics indicate the base number of FP17s or Patient Questionnaire responses are less than 100. N/A is shown where the base number of responses is less than 10 during the period. % is calculated as Quantity/Base number*100

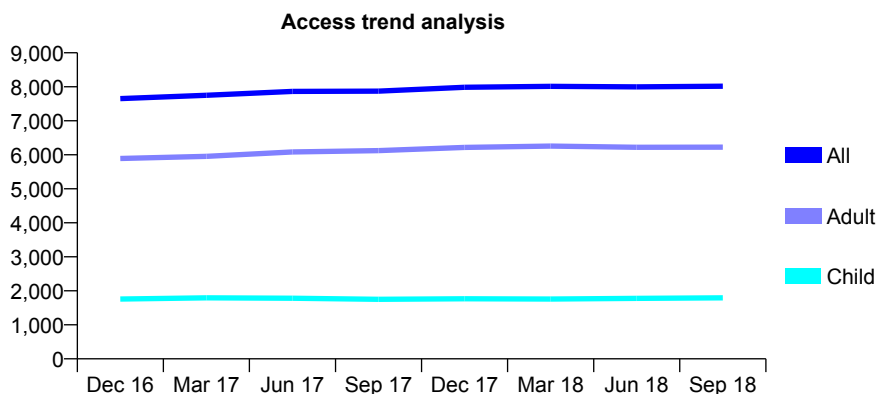
Q63 - Vital Signs At a Glance Contract Report for 168408/0001 - September 2018

Name or company name	Brixton Hill Dental Practice
Contract type name	GDS Contract
Purpose of contract	General
Contract start date	01/07/2014
Contract end date	

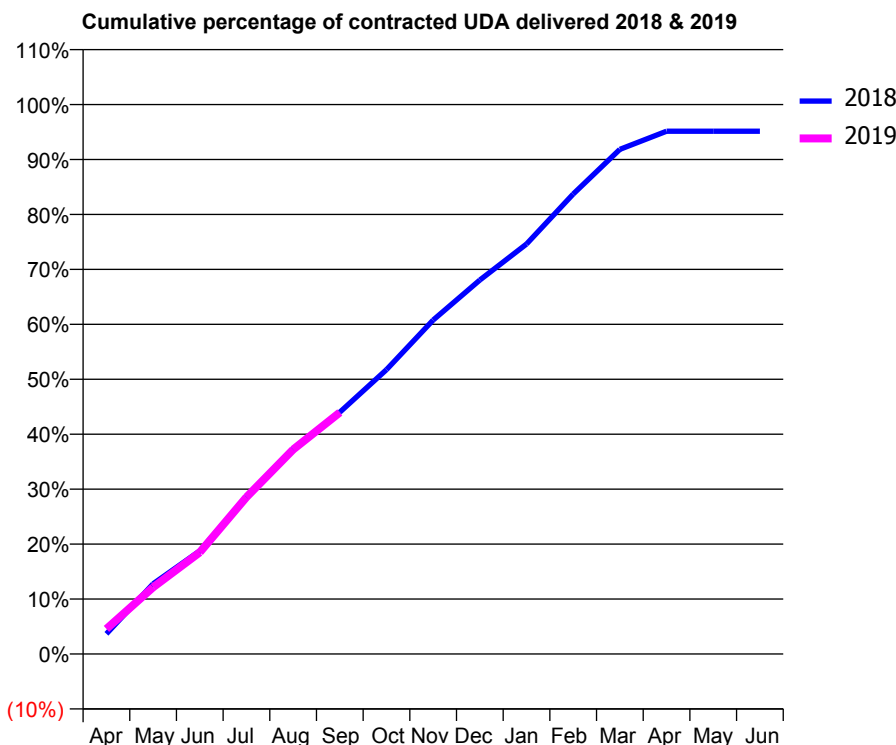
18/19 Contracted general activity (UDA)	35,407
Carry forward general activity (UDA)	0
18/19 Contracted orthodontic activity (UOA)	0
Carry forward orthodontic activity (UOA)	0
Baseline contract value	£1,164,831.65

ACCESS*

Patients seen in 24 months	Total	Change since previous quarter
Quarter ending September 2017	7,874	
Quarter ending December 2017	7,985	→
Quarter ending March 2018	8,012	→
Quarter ending June 2018	7,997	→
Quarter ending September 2018	8,018	→
Variance since September 2017	1.8%	→



ACTIVITY



Month	Adjusted Scheduled Activity (UDA)	
	2018	2019
April	1,302	1,619
May	4,524	4,304
June	6,645	6,554
July	10,118	10,105
August	13,208	13,173
September	15,579	15,569
October	18,321	
November	21,518	
December	24,098	
January	26,413	
February	29,637	
March	32,514	
April	33,686	
May	33,687	
June	33,687	

QUALITY

	Quantity	Base Number	Contract	AT	Region	England
% of FP17s for the same patient ID Re-attending within 3 months - Children	51	1,070	4.8%	9.9%	11.5%	11.6%
% of FP17s for the same patient ID Re-attending within 3 months - Adults	241	2,938	8.2%	15.2%	16.5%	15.5%
% of FP17s for the same patient ID Re-attending between 3 & 9 months - Children	467	1,070	43.6%	48.8%	48.5%	58.8%
% of FP17s for the same patient ID Re-attending between 3 & 9 months - Adults	1,032	2,938	35.1%	38.8%	39.1%	51.1%
% of FP17s for Band 1 Urgent Courses	304	3,749	8.1%	10.1%	10.6%	9.0%
% of FP17s Relating to Free Repair or Replacements	5	3,749	0.1%	0.6%	0.5%	0.8%
% of FP17s Relating to Continuations	50	3,749	1.3%	0.8%	0.7%	0.9%
% of Patients satisfied with the dentistry they have received	3	3	N/A	91.6%	90.5%	93.3%
% of Patients satisfied with the time they had to wait for an appointment	2	3	N/A	87.5%	85.1%	88.9%

* This is based on patients treated on this contract for their most recent course of treatment. Figures in italics indicate the base number of FP17s or Patient Questionnaire responses are less than 100. N/A is shown where the base number of responses is less than 10 during the period. % is calculated as Quantity/Base number*100

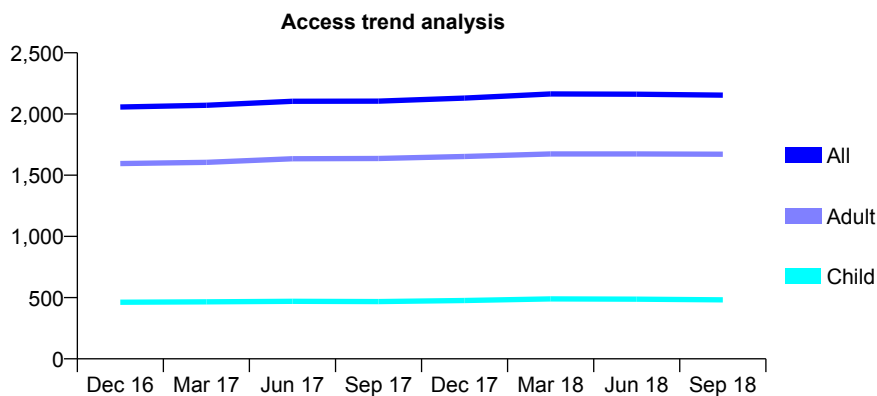
Q63 - Vital Signs At a Glance Contract Report for 168955/0001 - September 2018

Name or company name	Tolworth Rise Practice
Contract type name	GDS Contract
Purpose of contract	General
Contract start date	01/04/2009
Contract end date	

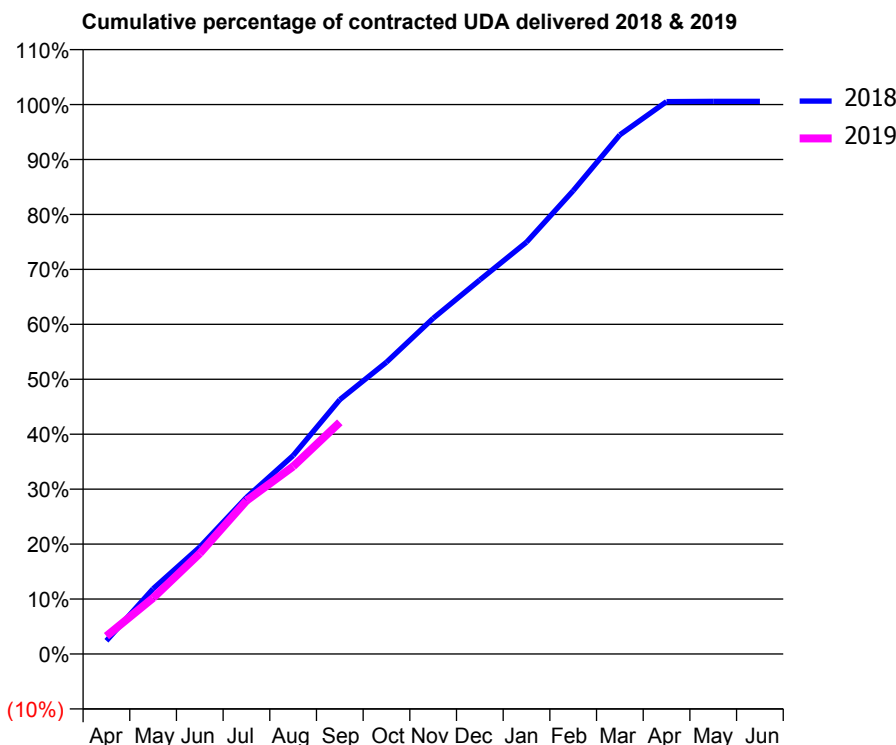
18/19 Contracted general activity (UDA)	6,000
Carry forward general activity (UDA)	-34
18/19 Contracted orthodontic activity (UOA)	0
Carry forward orthodontic activity (UOA)	0
Baseline contract value	£136,501.13

ACCESS*

Patients seen in 24 months	Total	Change since previous quarter
Quarter ending September 2017	2,105	
Quarter ending December 2017	2,130	→
Quarter ending March 2018	2,164	→
Quarter ending June 2018	2,162	→
Quarter ending September 2018	2,154	→
Variance since September 2017	2.3%	↑



ACTIVITY



Month	Adjusted Scheduled Activity (UDA)	
	2018	2019
April	144	196
May	713	612
June	1,168	1,099
July	1,710	1,674
August	2,167	2,048
September	2,778	2,530
October	3,187	
November	3,665	
December	4,084	
January	4,496	
February	5,058	
March	5,668	
April	6,032	
May	6,034	
June	6,034	

QUALITY

	Quantity	Base Number	Contract	AT	Region	England
% of FP17s for the same patient ID Re-attending within 3 months - Children	26	370	7.0%	9.9%	11.5%	11.6%
% of FP17s for the same patient ID Re-attending within 3 months - Adults	119	1,185	10.0%	15.2%	16.5%	15.5%
% of FP17s for the same patient ID Re-attending between 3 & 9 months - Children	216	370	58.4%	48.8%	48.5%	58.8%
% of FP17s for the same patient ID Re-attending between 3 & 9 months - Adults	801	1,185	67.6%	38.8%	39.1%	51.1%
% of FP17s for Band 1 Urgent Courses	58	1,370	4.2%	10.1%	10.6%	9.0%
% of FP17s Relating to Free Repair or Replacements	3	1,370	0.2%	0.6%	0.5%	0.8%
% of FP17s Relating to Continuations	13	1,370	0.9%	0.8%	0.7%	0.9%
% of Patients satisfied with the dentistry they have received	0	0	N/A	91.6%	90.5%	93.3%
% of Patients satisfied with the time they had to wait for an appointment	0	0	N/A	87.5%	85.1%	88.9%

* This is based on patients treated on this contract for their most recent course of treatment. Figures in italics indicate the base number of FP17s or Patient Questionnaire responses are less than 100. N/A is shown where the base number of responses is less than 10 during the period. % is calculated as Quantity/Base number*100

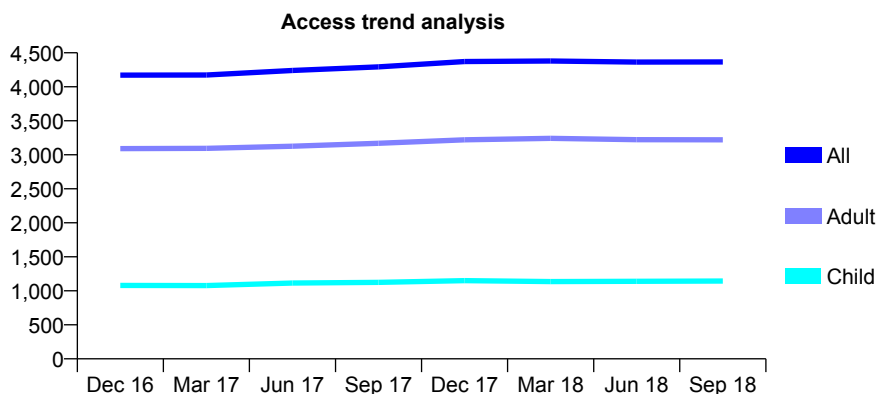
Q63 - Vital Signs At a Glance Contract Report for 170267/0001 - September 2018

Name or company name	Ramani Dental Practice
Contract type name	GDS Contract
Purpose of contract	General
Contract start date	01/04/2006
Contract end date	

18/19 Contracted general activity (UDA)	10,000
Carry forward general activity (UDA)	-86
18/19 Contracted orthodontic activity (UOA)	0
Carry forward orthodontic activity (UOA)	0
Baseline contract value	£261,026.26

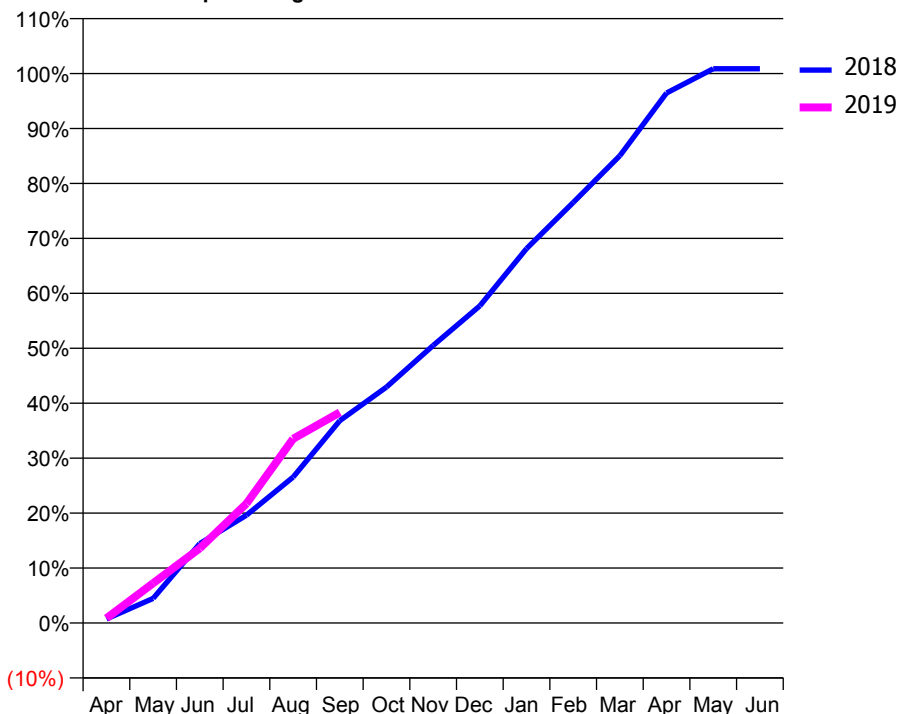
ACCESS*

Patients seen in 24 months	Total	Change since previous quarter
Quarter ending September 2017	4,294	
Quarter ending December 2017	4,371	→
Quarter ending March 2018	4,380	→
Quarter ending June 2018	4,364	→
Quarter ending September 2018	4,365	→
Variance since September 2017	1.7%	→



ACTIVITY

Cumulative percentage of contracted UDA delivered 2018 & 2019



Month	Adjusted Scheduled Activity (UDA)	
	2018	2019
April	75	86
May	449	724
June	1,446	1,360
July	1,962	2,174
August	2,657	3,352
September	3,684	3,832
October	4,295	
November	5,051	
December	5,773	
January	6,813	
February	7,652	
March	8,505	
April	9,644	
May	10,086	
June	10,086	

QUALITY

	Quantity	Base Number	Contract	AT	Region	England
% of FP17s for the same patient ID Re-attending within 3 months - Children	48	803	6.0%	9.9%	11.5%	11.6%
% of FP17s for the same patient ID Re-attending within 3 months - Adults	414	2,088	19.8%	15.2%	16.5%	15.5%
% of FP17s for the same patient ID Re-attending between 3 & 9 months - Children	358	803	44.6%	48.8%	48.5%	58.8%
% of FP17s for the same patient ID Re-attending between 3 & 9 months - Adults	657	2,088	31.5%	38.8%	39.1%	51.1%
% of FP17s for Band 1 Urgent Courses	292	1,887	15.5%	10.1%	10.6%	9.0%
% of FP17s Relating to Free Repair or Replacements	35	1,887	1.9%	0.6%	0.5%	0.8%
% of FP17s Relating to Continuations	7	1,887	0.4%	0.8%	0.7%	0.9%
% of Patients satisfied with the dentistry they have received	2	2	N/A	91.6%	90.5%	93.3%
% of Patients satisfied with the time they had to wait for an appointment	2	2	N/A	87.5%	85.1%	88.9%

* This is based on patients treated on this contract for their most recent course of treatment. Figures in italics indicate the base number of FP17s or Patient Questionnaire responses are less than 100. N/A is shown where the base number of responses is less than 10 during the period. % is calculated as Quantity/Base number*100

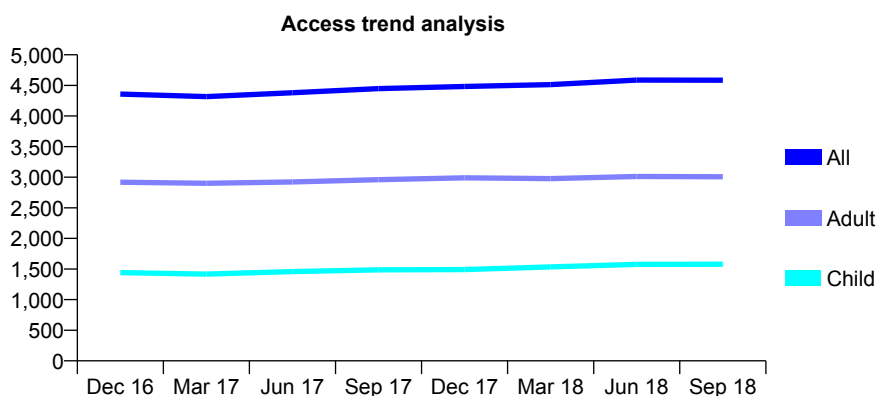
Q63 - Vital Signs At a Glance Contract Report for 170453/0001 - September 2018

Name or company name	The Lacey Dental Practice Partnership.
Contract type name	GDS Contract
Purpose of contract	General
Contract start date	01/06/2012
Contract end date	

18/19 Contracted general activity (UDA)	13,310
Carry forward general activity (UDA)	271
18/19 Contracted orthodontic activity (UOA)	0
Carry forward orthodontic activity (UOA)	0
Baseline contract value	£432,019.82

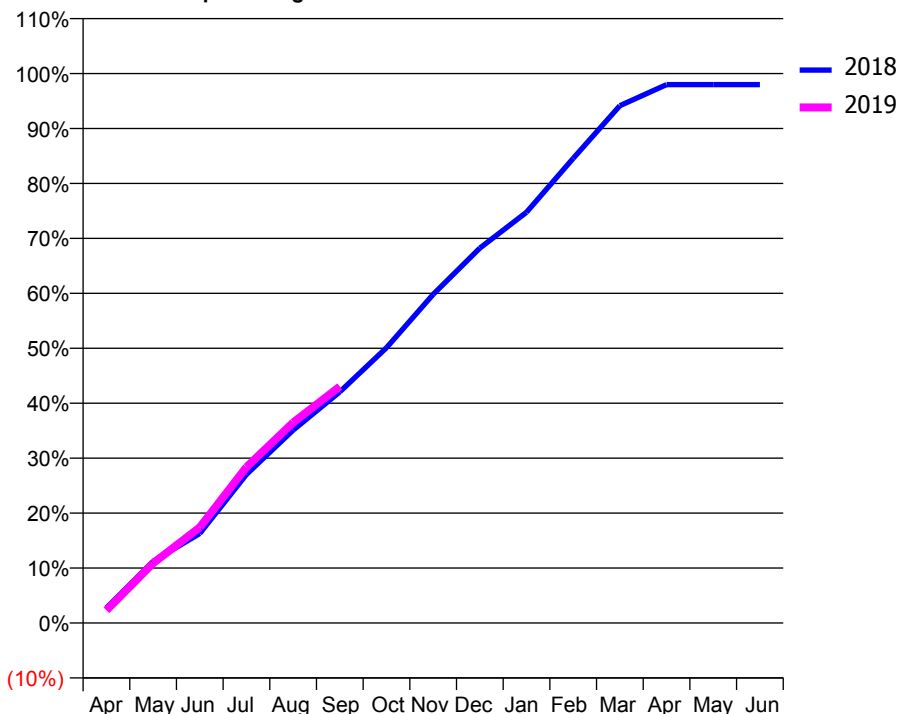
ACCESS*

Patients seen in 24 months	Total	Change since previous quarter
Quarter ending September 2017	4,448	
Quarter ending December 2017	4,482	→
Quarter ending March 2018	4,512	→
Quarter ending June 2018	4,587	→
Quarter ending September 2018	4,586	→
Variance since September 2017	3.1%	↑



ACTIVITY

Cumulative percentage of contracted UDA delivered 2018 & 2019



Month	Adjusted Scheduled Activity (UDA)	
	2018	2019
April	365	310
May	1,493	1,449
June	2,167	2,317
July	3,598	3,777
August	4,673	4,855
September	5,598	5,728
October	6,669	
November	7,960	
December	9,080	
January	9,949	
February	11,255	
March	12,532	
April	13,039	
May	13,039	
June	13,039	

QUALITY

	Quantity	Base Number	Contract	AT	Region	England
% of FP17s for the same patient ID Re-attending within 3 months - Children	77	945	8.1%	9.9%	11.5%	11.6%
% of FP17s for the same patient ID Re-attending within 3 months - Adults	235	1,515	15.5%	15.2%	16.5%	15.5%
% of FP17s for the same patient ID Re-attending between 3 & 9 months - Children	438	945	46.3%	48.8%	48.5%	58.8%
% of FP17s for the same patient ID Re-attending between 3 & 9 months - Adults	493	1,515	32.5%	38.8%	39.1%	51.1%
% of FP17s for Band 1 Urgent Courses	281	2,309	12.2%	10.1%	10.6%	9.0%
% of FP17s Relating to Free Repair or Replacements	0	2,309	0.0%	0.6%	0.5%	0.8%
% of FP17s Relating to Continuations	13	2,309	0.6%	0.8%	0.7%	0.9%
% of Patients satisfied with the dentistry they have received	1	1	N/A	91.6%	90.5%	93.3%
% of Patients satisfied with the time they had to wait for an appointment	1	1	N/A	87.5%	85.1%	88.9%

* This is based on patients treated on this contract for their most recent course of treatment. Figures in italics indicate the base number of FP17s or Patient Questionnaire responses are less than 100. N/A is shown where the base number of responses is less than 10 during the period. % is calculated as Quantity/Base number*100

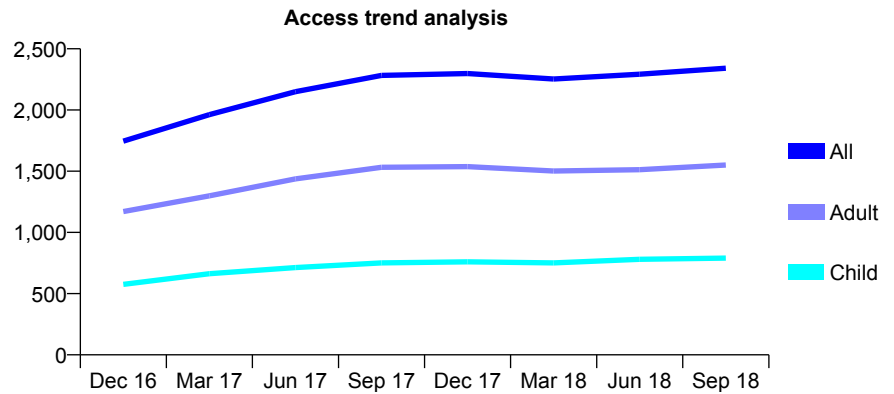
Q63 - Vital Signs At a Glance Contract Report for 170763/0001 - September 2018

Name or company name	MR R MAYOR
Contract type name	GDS Contract
Purpose of contract	General
Contract start date	01/12/2015
Contract end date	

18/19 Contracted general activity (UDA)	10,000
Carry forward general activity (UDA)	0
18/19 Contracted orthodontic activity (UOA)	0
Carry forward orthodontic activity (UOA)	0
Baseline contract value	£259,959.25

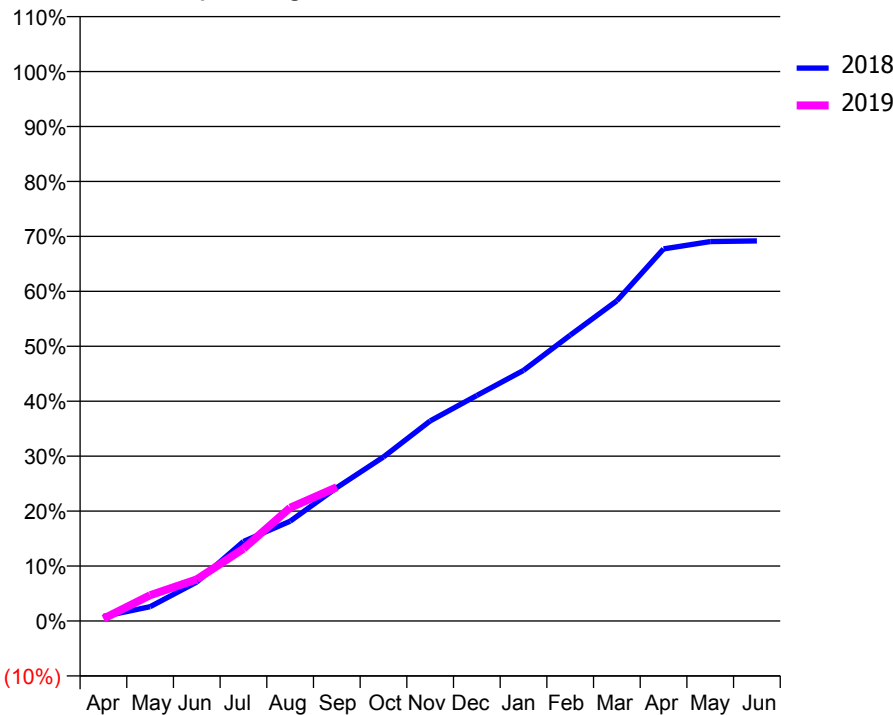
ACCESS*

Patients seen in 24 months	Total	Change since previous quarter
Quarter ending September 2017	2,283	
Quarter ending December 2017	2,298	→
Quarter ending March 2018	2,253	↓
Quarter ending June 2018	2,292	→
Quarter ending September 2018	2,341	↑
Variance since September 2017	2.5%	↑



ACTIVITY

Cumulative percentage of contracted UDA delivered 2018 & 2019



Month	Adjusted Scheduled Activity (UDA)	
	2018	2019
April	83	41
May	261	469
June	710	759
July	1,448	1,317
August	1,816	2,060
September	2,429	2,436
October	2,986	
November	3,642	
December	4,104	
January	4,560	
February	5,201	
March	5,828	
April	6,771	
May	6,906	
June	6,918	

QUALITY

	Quantity	Base Number	Contract	AT	Region	England
% of FP17s for the same patient ID Re-attending within 3 months - Children	21	405	5.2%	9.9%	11.5%	11.6%
% of FP17s for the same patient ID Re-attending within 3 months - Adults	116	800	14.5%	15.2%	16.5%	15.5%
% of FP17s for the same patient ID Re-attending between 3 & 9 months - Children	95	405	23.5%	48.8%	48.5%	58.8%
% of FP17s for the same patient ID Re-attending between 3 & 9 months - Adults	231	800	28.9%	38.8%	39.1%	51.1%
% of FP17s for Band 1 Urgent Courses	43	932	4.6%	10.1%	10.6%	9.0%
% of FP17s Relating to Free Repair or Replacements	15	932	1.6%	0.6%	0.5%	0.8%
% of FP17s Relating to Continuations	7	932	0.8%	0.8%	0.7%	0.9%
% of Patients satisfied with the dentistry they have received	0	0	N/A	91.6%	90.5%	93.3%
% of Patients satisfied with the time they had to wait for an appointment	0	0	N/A	87.5%	85.1%	88.9%

* This is based on patients treated on this contract for their most recent course of treatment. Figures in italics indicate the base number of FP17s or Patient Questionnaire responses are less than 100. N/A is shown where the base number of responses is less than 10 during the period. % is calculated as Quantity/Base number*100

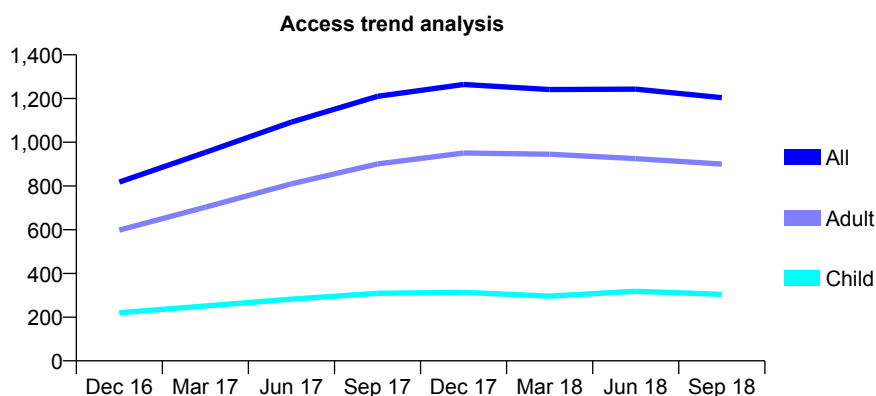
Q63 - Vital Signs At a Glance Contract Report for 170763/0002 - September 2018

Name or company name	MR R MAYOR
Contract type name	GDS Contract
Purpose of contract	General
Contract start date	01/12/2015
Contract end date	

18/19 Contracted general activity (UDA)	3,099
Carry forward general activity (UDA)	0
18/19 Contracted orthodontic activity (UOA)	0
Carry forward orthodontic activity (UOA)	0
Baseline contract value	£80,561.37

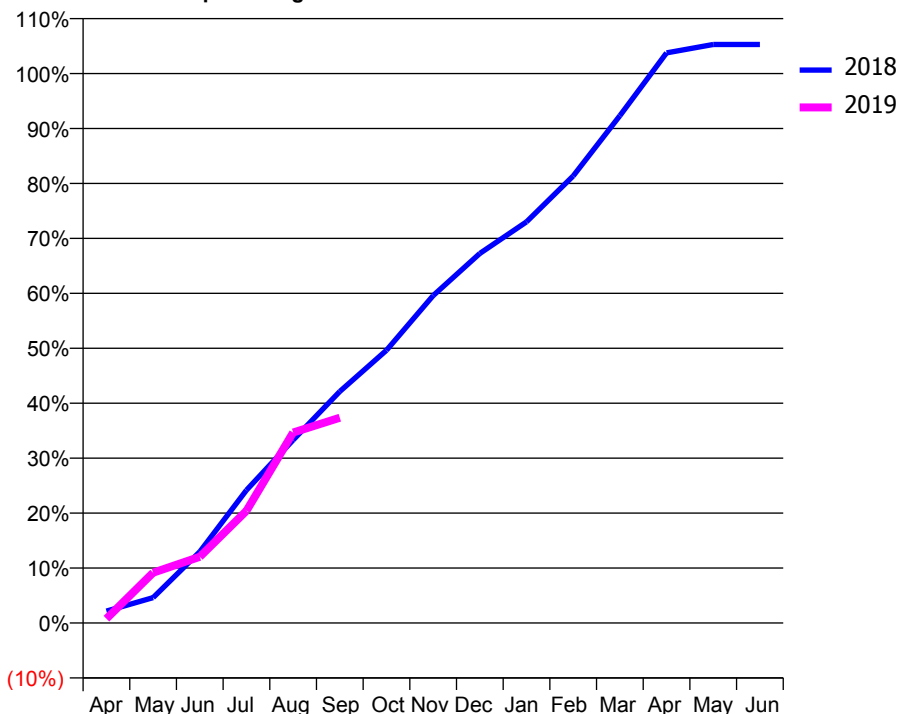
ACCESS*

Patients seen in 24 months	Total	Change since previous quarter
Quarter ending September 2017	1,210	
Quarter ending December 2017	1,264	↑
Quarter ending March 2018	1,241	↓
Quarter ending June 2018	1,243	→
Quarter ending September 2018	1,204	↓
Variance since September 2017	(0.5%)	→



ACTIVITY

Cumulative percentage of contracted UDA delivered 2018 & 2019



Month	Adjusted Scheduled Activity (UDA)	
	2018	2019
April	67	24
May	143	284
June	402	373
July	750	633
August	1,032	1,074
September	1,306	1,158
October	1,538	
November	1,847	
December	2,085	
January	2,263	
February	2,521	
March	2,861	
April	3,215	
May	3,263	
June	3,263	

QUALITY

	Quantity	Base Number	Contract	AT	Region	England
% of FP17s for the same patient ID Re-attending within 3 months - Children	4	145	2.8%	9.9%	11.5%	11.6%
% of FP17s for the same patient ID Re-attending within 3 months - Adults	52	435	12.0%	15.2%	16.5%	15.5%
% of FP17s for the same patient ID Re-attending between 3 & 9 months - Children	51	145	35.2%	48.8%	48.5%	58.8%
% of FP17s for the same patient ID Re-attending between 3 & 9 months - Adults	130	435	29.9%	38.8%	39.1%	51.1%
% of FP17s for Band 1 Urgent Courses	19	454	4.2%	10.1%	10.6%	9.0%
% of FP17s Relating to Free Repair or Replacements	3	454	0.7%	0.6%	0.5%	0.8%
% of FP17s Relating to Continuations	3	454	0.7%	0.8%	0.7%	0.9%
% of Patients satisfied with the dentistry they have received	0	0	N/A	91.6%	90.5%	93.3%
% of Patients satisfied with the time they had to wait for an appointment	0	0	N/A	87.5%	85.1%	88.9%

* This is based on patients treated on this contract for their most recent course of treatment. Figures in italics indicate the base number of FP17s or Patient Questionnaire responses are less than 100. N/A is shown where the base number of responses is less than 10 during the period. % is calculated as Quantity/Base number*100

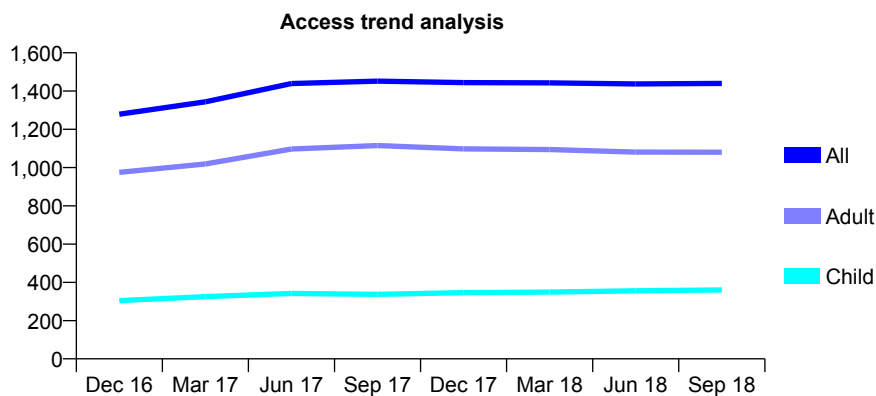
Q63 - Vital Signs At a Glance Contract Report for 170798/0001 - September 2018

Name or company name	Mrs S Patel
Contract type name	GDS Contract
Purpose of contract	General
Contract start date	01/08/2015
Contract end date	

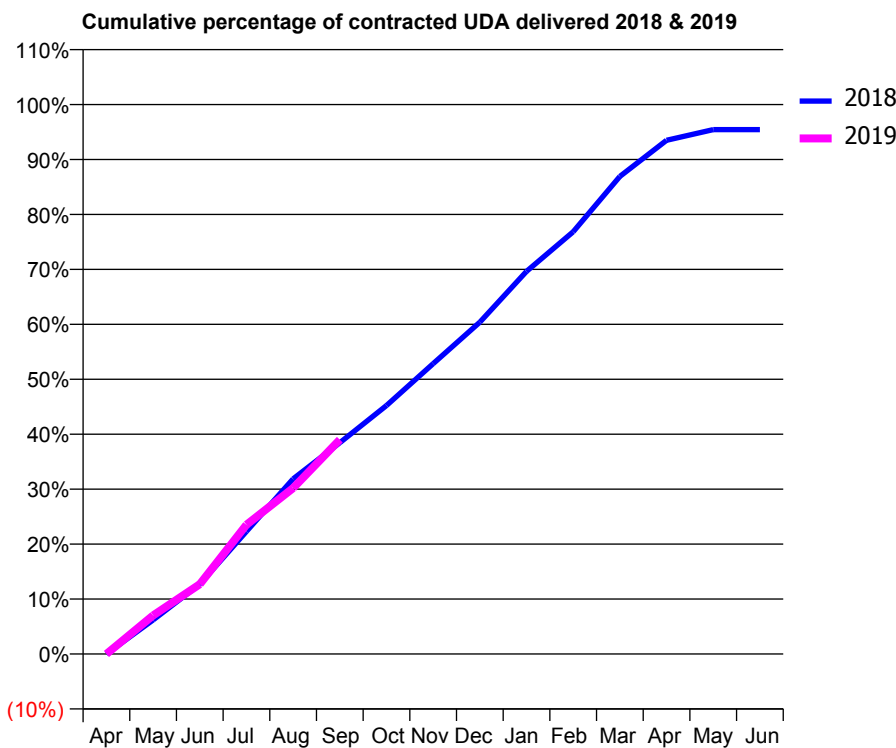
18/19 Contracted general activity (UDA)	3,534
Carry forward general activity (UDA)	0
18/19 Contracted orthodontic activity (UOA)	0
Carry forward orthodontic activity (UOA)	0
Baseline contract value	£88,521.28

ACCESS*

Patients seen in 24 months	Total	Change since previous quarter
Quarter ending September 2017	1,452	
Quarter ending December 2017	1,444	→
Quarter ending March 2018	1,443	→
Quarter ending June 2018	1,437	→
Quarter ending September 2018	1,440	→
Variance since September 2017	(0.8%)	→



ACTIVITY



Month	Adjusted Scheduled Activity (UDA)	
	2018	2019
April	0	0
May	219	248
June	449	449
July	788	832
August	1,127	1,067
September	1,359	1,379
October	1,598	
November	1,867	
December	2,134	
January	2,461	
February	2,715	
March	3,072	
April	3,304	
May	3,373	
June	3,373	

QUALITY

	Quantity	Base Number	Contract	AT	Region	England
% of FP17s for the same patient ID Re-attending within 3 months - Children	10	210	4.8%	9.9%	11.5%	11.6%
% of FP17s for the same patient ID Re-attending within 3 months - Adults	42	627	6.7%	15.2%	16.5%	15.5%
% of FP17s for the same patient ID Re-attending between 3 & 9 months - Children	93	210	44.3%	48.8%	48.5%	58.8%
% of FP17s for the same patient ID Re-attending between 3 & 9 months - Adults	306	627	48.8%	38.8%	39.1%	51.1%
% of FP17s for Band 1 Urgent Courses	36	694	5.2%	10.1%	10.6%	9.0%
% of FP17s Relating to Free Repair or Replacements	1	694	0.1%	0.6%	0.5%	0.8%
% of FP17s Relating to Continuations	5	694	0.7%	0.8%	0.7%	0.9%
% of Patients satisfied with the dentistry they have received	0	0	N/A	91.6%	90.5%	93.3%
% of Patients satisfied with the time they had to wait for an appointment	0	0	N/A	87.5%	85.1%	88.9%

* This is based on patients treated on this contract for their most recent course of treatment. Figures in italics indicate the base number of FP17s or Patient Questionnaire responses are less than 100. N/A is shown where the base number of responses is less than 10 during the period. % is calculated as Quantity/Base number*100

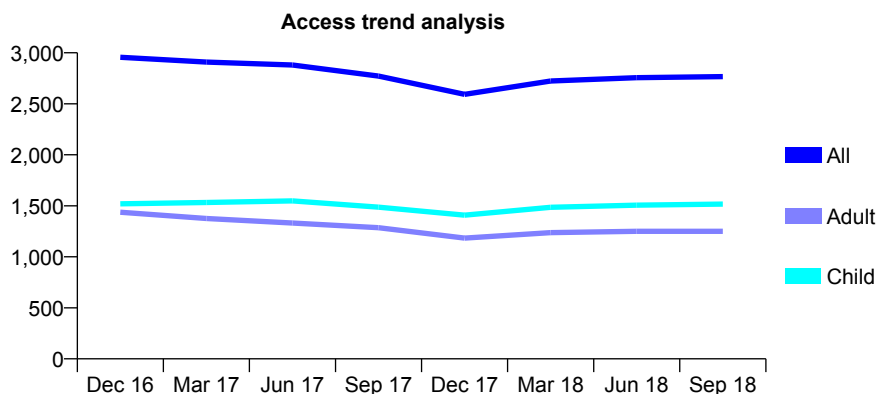
Q63 - Vital Signs At a Glance Contract Report for 170933/0001 - September 2018

Name or company name	Vijay Vithani, Varsha Vithani and Keya Vith
Contract type name	GDS Contract
Purpose of contract	General
Contract start date	01/04/2011
Contract end date	

18/19 Contracted general activity (UDA)	7,449
Carry forward general activity (UDA)	46
18/19 Contracted orthodontic activity (UOA)	0
Carry forward orthodontic activity (UOA)	0
Baseline contract value	£179,362.05

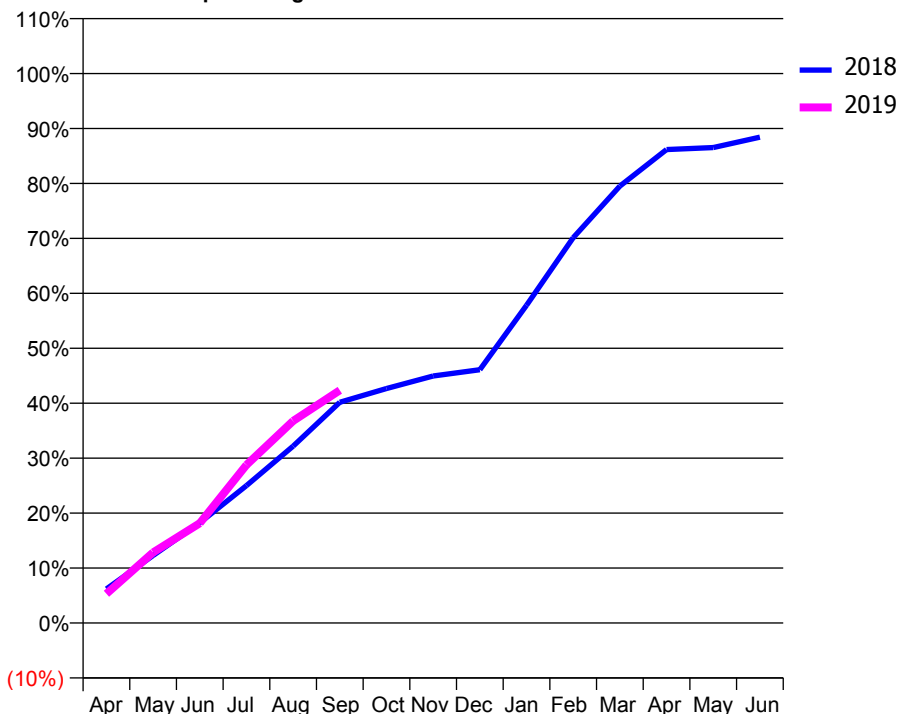
ACCESS*

Patients seen in 24 months	Total	Change since previous quarter
Quarter ending September 2017	2,772	
Quarter ending December 2017	2,593	↓
Quarter ending March 2018	2,723	↑
Quarter ending June 2018	2,756	→
Quarter ending September 2018	2,767	→
Variance since September 2017	(0.2%)	→



ACTIVITY

Cumulative percentage of contracted UDA delivered 2018 & 2019



Adjusted Scheduled Activity (UDA)		
Month	2018	2019
April	462	397
May	915	958
June	1,358	1,354
July	1,863	2,142
August	2,398	2,739
September	2,993	3,156
October	3,179	
November	3,349	
December	3,434	
January	4,306	
February	5,223	
March	5,923	
April	6,418	
May	6,446	
June	6,585	

QUALITY

	Quantity	Base Number	Contract	AT	Region	England
% of FP17s for the same patient ID Re-attending within 3 months - Children	125	1,180	10.6%	9.9%	11.5%	11.6%
% of FP17s for the same patient ID Re-attending within 3 months - Adults	168	720	23.3%	15.2%	16.5%	15.5%
% of FP17s for the same patient ID Re-attending between 3 & 9 months - Children	627	1,180	53.1%	48.8%	48.5%	58.8%
% of FP17s for the same patient ID Re-attending between 3 & 9 months - Adults	273	720	37.9%	38.8%	39.1%	51.1%
% of FP17s for Band 1 Urgent Courses	124	1,619	7.7%	10.1%	10.6%	9.0%
% of FP17s Relating to Free Repair or Replacements	2	1,619	0.1%	0.6%	0.5%	0.8%
% of FP17s Relating to Continuations	0	1,619	0.0%	0.8%	0.7%	0.9%
% of Patients satisfied with the dentistry they have received	1	1	N/A	91.6%	90.5%	93.3%
% of Patients satisfied with the time they had to wait for an appointment	1	1	N/A	87.5%	85.1%	88.9%

* This is based on patients treated on this contract for their most recent course of treatment. Figures in italics indicate the base number of FP17s or Patient Questionnaire responses are less than 100. N/A is shown where the base number of responses is less than 10 during the period. % is calculated as Quantity/Base number*100

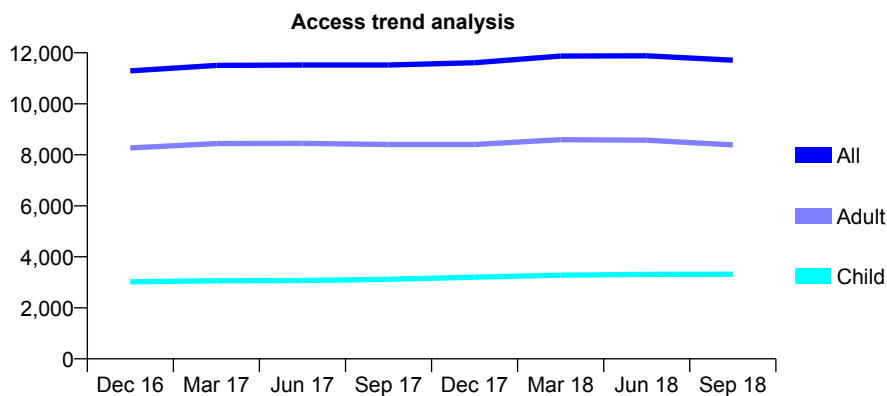
Q63 - Vital Signs At a Glance Contract Report for 171662/0001 - September 2018

Name or company name	Mr R Cutts & Miss A Patel
Contract type name	GDS Contract
Purpose of contract	General
Contract start date	01/04/2010
Contract end date	

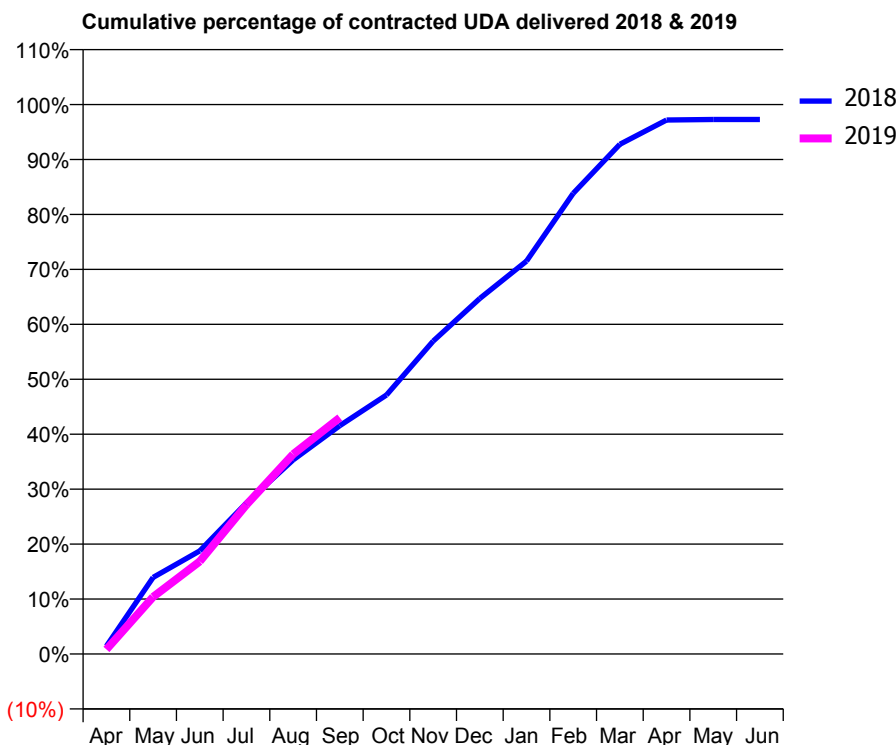
18/19 Contracted general activity (UDA)	23,250
Carry forward general activity (UDA)	632
18/19 Contracted orthodontic activity (UOA)	0
Carry forward orthodontic activity (UOA)	0
Baseline contract value	£650,409.74

ACCESS*

Patients seen in 24 months	Total	Change since previous quarter
Quarter ending September 2017	11,521	
Quarter ending December 2017	11,608	→
Quarter ending March 2018	11,872	↑
Quarter ending June 2018	11,881	→
Quarter ending September 2018	11,709	↓
Variance since September 2017	1.6%	→



ACTIVITY



Month	Adjusted Scheduled Activity (UDA)	
	2018	2019
April	334	195
May	3,241	2,417
June	4,363	3,921
July	6,394	6,316
August	8,210	8,455
September	9,662	9,998
October	10,958	
November	13,239	
December	15,045	
January	16,623	
February	19,491	
March	21,565	
April	22,596	
May	22,615	
June	22,618	

QUALITY

	Quantity	Base Number	Contract	AT	Region	England
% of FP17s for the same patient ID Re-attending within 3 months - Children	128	2,285	5.6%	9.9%	11.5%	11.6%
% of FP17s for the same patient ID Re-attending within 3 months - Adults	465	4,418	10.5%	15.2%	16.5%	15.5%
% of FP17s for the same patient ID Re-attending between 3 & 9 months - Children	1,438	2,285	62.9%	48.8%	48.5%	58.8%
% of FP17s for the same patient ID Re-attending between 3 & 9 months - Adults	2,022	4,418	45.8%	38.8%	39.1%	51.1%
% of FP17s for Band 1 Urgent Courses	446	5,881	7.6%	10.1%	10.6%	9.0%
% of FP17s Relating to Free Repair or Replacements	29	5,881	0.5%	0.6%	0.5%	0.8%
% of FP17s Relating to Continuations	15	5,881	0.3%	0.8%	0.7%	0.9%
% of Patients satisfied with the dentistry they have received	5	5	N/A	91.6%	90.5%	93.3%
% of Patients satisfied with the time they had to wait for an appointment	3	5	N/A	87.5%	85.1%	88.9%

* This is based on patients treated on this contract for their most recent course of treatment. Figures in italics indicate the base number of FP17s or Patient Questionnaire responses are less than 100. N/A is shown where the base number of responses is less than 10 during the period. % is calculated as Quantity/Base number*100

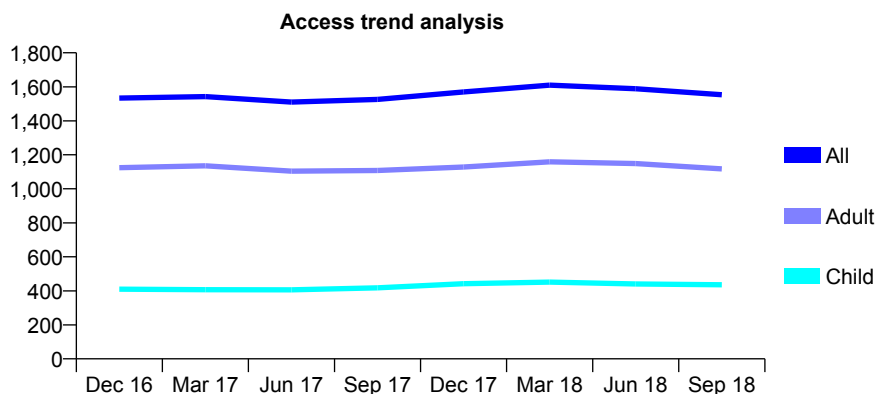
Q63 - Vital Signs At a Glance Contract Report for 171735/0001 - September 2018

Name or company name	SNS Dental Practice
Contract type name	GDS Contract
Purpose of contract	General
Contract start date	01/09/2008
Contract end date	

18/19 Contracted general activity (UDA)	5,500
Carry forward general activity (UDA)	30
18/19 Contracted orthodontic activity (UOA)	0
Carry forward orthodontic activity (UOA)	0
Baseline contract value	£188,304.76

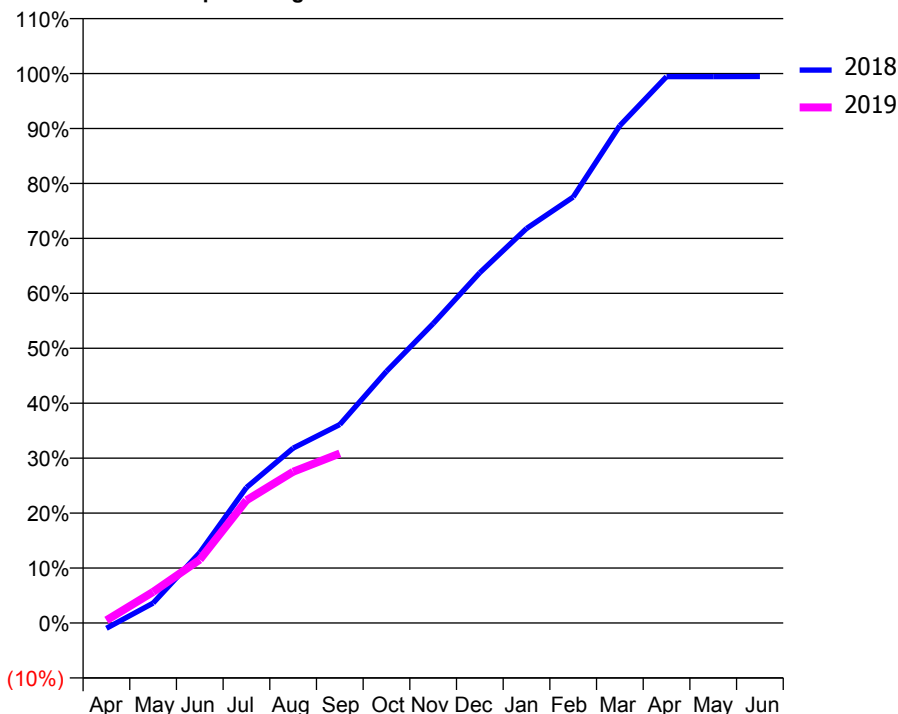
ACCESS*

Patients seen in 24 months	Total	Change since previous quarter
Quarter ending September 2017	1,526	
Quarter ending December 2017	1,570	↑
Quarter ending March 2018	1,610	↑
Quarter ending June 2018	1,589	↓
Quarter ending September 2018	1,553	↓
Variance since September 2017	1.8%	→



ACTIVITY

Cumulative percentage of contracted UDA delivered 2018 & 2019



Month	Adjusted Scheduled Activity (UDA)	
	2018	2019
April	-54	28
May	199	311
June	705	635
July	1,356	1,229
August	1,750	1,514
September	1,986	1,698
October	2,520	
November	2,998	
December	3,506	
January	3,949	
February	4,264	
March	4,978	
April	5,469	
May	5,469	
June	5,470	

QUALITY

	Quantity	Base Number	Contract	AT	Region	England
% of FP17s for the same patient ID Re-attending within 3 months - Children	20	221	9.0%	9.9%	11.5%	11.6%
% of FP17s for the same patient ID Re-attending within 3 months - Adults	145	621	23.3%	15.2%	16.5%	15.5%
% of FP17s for the same patient ID Re-attending between 3 & 9 months - Children	81	221	36.7%	48.8%	48.5%	58.8%
% of FP17s for the same patient ID Re-attending between 3 & 9 months - Adults	220	621	35.4%	38.8%	39.1%	51.1%
% of FP17s for Band 1 Urgent Courses	168	663	25.3%	10.1%	10.6%	9.0%
% of FP17s Relating to Free Repair or Replacements	0	663	0.0%	0.6%	0.5%	0.8%
% of FP17s Relating to Continuations	0	663	0.0%	0.8%	0.7%	0.9%
% of Patients satisfied with the dentistry they have received	0	0	N/A	91.6%	90.5%	93.3%
% of Patients satisfied with the time they had to wait for an appointment	0	0	N/A	87.5%	85.1%	88.9%

* This is based on patients treated on this contract for their most recent course of treatment. Figures in italics indicate the base number of FP17s or Patient Questionnaire responses are less than 100. N/A is shown where the base number of responses is less than 10 during the period. % is calculated as Quantity/Base number*100

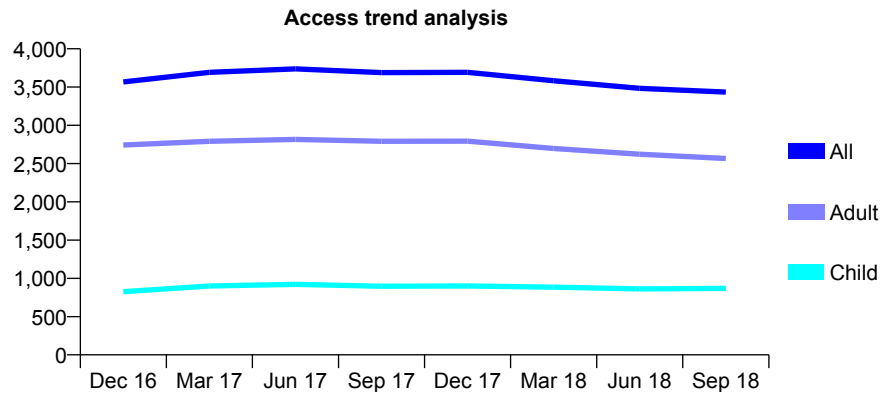
Q63 - Vital Signs At a Glance Contract Report for 171832/0001 - September 2018

Name or company name	S Cowley, R Ingham and J Angelo
Contract type name	GDS Contract
Purpose of contract	General
Contract start date	01/06/2014
Contract end date	

18/19 Contracted general activity (UDA)	16,550
Carry forward general activity (UDA)	0
18/19 Contracted orthodontic activity (UOA)	0
Carry forward orthodontic activity (UOA)	0
Baseline contract value	£524,346.08

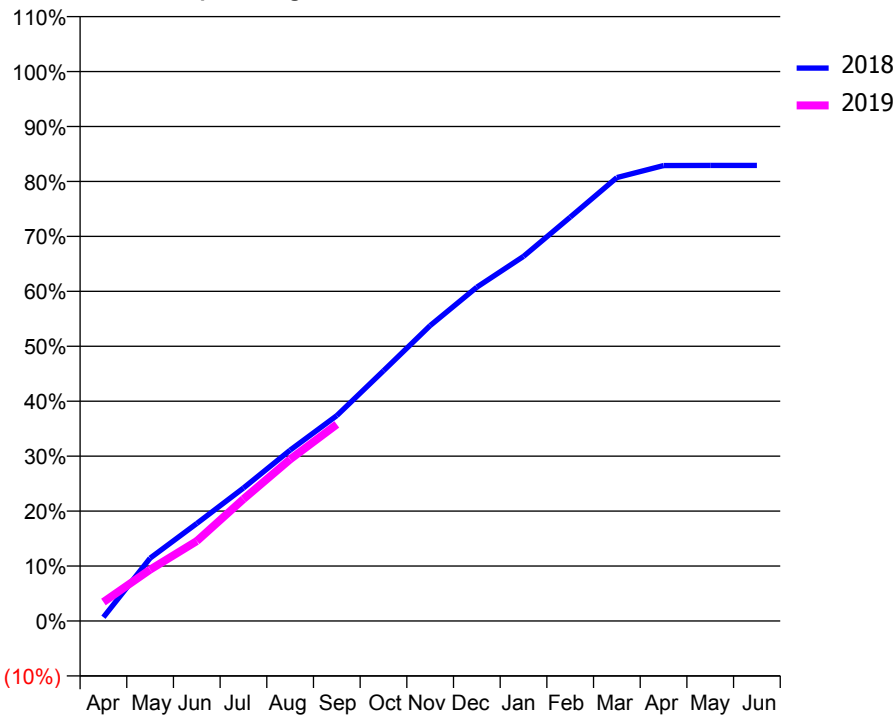
ACCESS*

Patients seen in 24 months	Total	Change since previous quarter
Quarter ending September 2017	3,689	
Quarter ending December 2017	3,693	→
Quarter ending March 2018	3,582	↓
Quarter ending June 2018	3,484	↓
Quarter ending September 2018	3,434	↓
Variance since September 2017	(6.9%)	↓



ACTIVITY

Cumulative percentage of contracted UDA delivered 2018 & 2019



Month	Adjusted Scheduled Activity (UDA)	
	2018	2019
April	115	572
May	1,895	1,549
June	2,936	2,408
July	4,004	3,674
August	5,147	4,868
September	6,188	5,921
October	7,537	
November	8,900	
December	10,054	
January	10,980	
February	12,165	
March	13,357	
April	13,718	
May	13,721	
June	13,721	

QUALITY

	Quantity	Base Number	Contract	AT	Region	England
% of FP17s for the same patient ID Re-attending within 3 months - Children	29	539	5.4%	9.9%	11.5%	11.6%
% of FP17s for the same patient ID Re-attending within 3 months - Adults	160	1,193	13.4%	15.2%	16.5%	15.5%
% of FP17s for the same patient ID Re-attending between 3 & 9 months - Children	264	539	49.0%	48.8%	48.5%	58.8%
% of FP17s for the same patient ID Re-attending between 3 & 9 months - Adults	428	1,193	35.9%	38.8%	39.1%	51.1%
% of FP17s for Band 1 Urgent Courses	179	1,627	11.0%	10.1%	10.6%	9.0%
% of FP17s Relating to Free Repair or Replacements	4	1,627	0.2%	0.6%	0.5%	0.8%
% of FP17s Relating to Continuations	23	1,627	1.4%	0.8%	0.7%	0.9%
% of Patients satisfied with the dentistry they have received	0	1	N/A	91.6%	90.5%	93.3%
% of Patients satisfied with the time they had to wait for an appointment	1	1	N/A	87.5%	85.1%	88.9%

* This is based on patients treated on this contract for their most recent course of treatment. Figures in italics indicate the base number of FP17s or Patient Questionnaire responses are less than 100. N/A is shown where the base number of responses is less than 10 during the period. % is calculated as Quantity/Base number*100

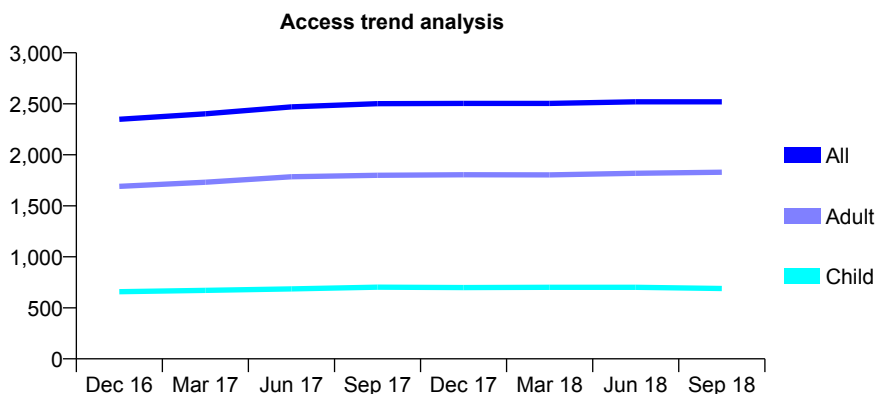
Q63 - Vital Signs At a Glance Contract Report for 171883/0001 - September 2018

Name or company name	Preventive Dental Practice
Contract type name	GDS Contract
Purpose of contract	General
Contract start date	01/11/2014
Contract end date	

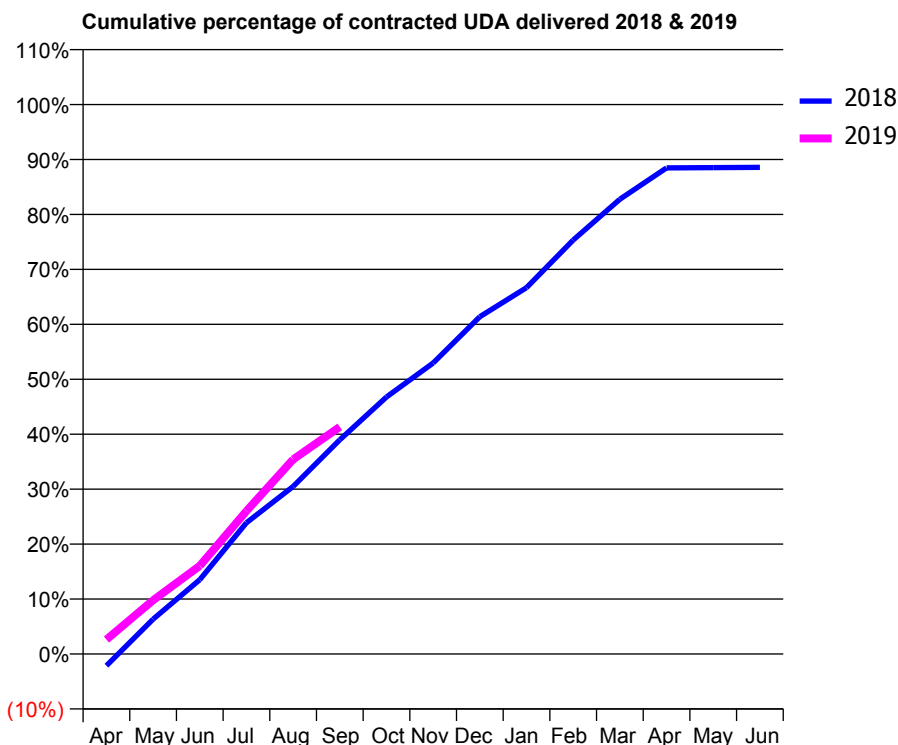
18/19 Contracted general activity (UDA)	10,832
Carry forward general activity (UDA)	0
18/19 Contracted orthodontic activity (UOA)	0
Carry forward orthodontic activity (UOA)	0
Baseline contract value	£271,089.72

ACCESS*

Patients seen in 24 months	Total	Change since previous quarter
Quarter ending September 2017	2,501	
Quarter ending December 2017	2,504	→
Quarter ending March 2018	2,504	→
Quarter ending June 2018	2,520	→
Quarter ending September 2018	2,519	→
Variance since September 2017	0.7%	→



ACTIVITY



Month	Adjusted Scheduled Activity (UDA)	
	2018	2019
April	-232	285
May	686	1,062
June	1,465	1,740
July	2,589	2,820
August	3,302	3,836
September	4,222	4,479
October	5,066	
November	5,736	
December	6,649	
January	7,221	
February	8,159	
March	8,964	
April	9,582	
May	9,589	
June	9,592	

QUALITY

	Quantity	Base Number	Contract	AT	Region	England
% of FP17s for the same patient ID Re-attending within 3 months - Children	29	414	7.0%	9.9%	11.5%	11.6%
% of FP17s for the same patient ID Re-attending within 3 months - Adults	70	903	7.8%	15.2%	16.5%	15.5%
% of FP17s for the same patient ID Re-attending between 3 & 9 months - Children	185	414	44.7%	48.8%	48.5%	58.8%
% of FP17s for the same patient ID Re-attending between 3 & 9 months - Adults	371	903	41.1%	38.8%	39.1%	51.1%
% of FP17s for Band 1 Urgent Courses	33	1,196	2.8%	10.1%	10.6%	9.0%
% of FP17s Relating to Free Repair or Replacements	5	1,196	0.4%	0.6%	0.5%	0.8%
% of FP17s Relating to Continuations	12	1,196	1.0%	0.8%	0.7%	0.9%
% of Patients satisfied with the dentistry they have received	0	1	N/A	91.6%	90.5%	93.3%
% of Patients satisfied with the time they had to wait for an appointment	0	1	N/A	87.5%	85.1%	88.9%

* This is based on patients treated on this contract for their most recent course of treatment. Figures in italics indicate the base number of FP17s or Patient Questionnaire responses are less than 100. N/A is shown where the base number of responses is less than 10 during the period. % is calculated as Quantity/Base number*100

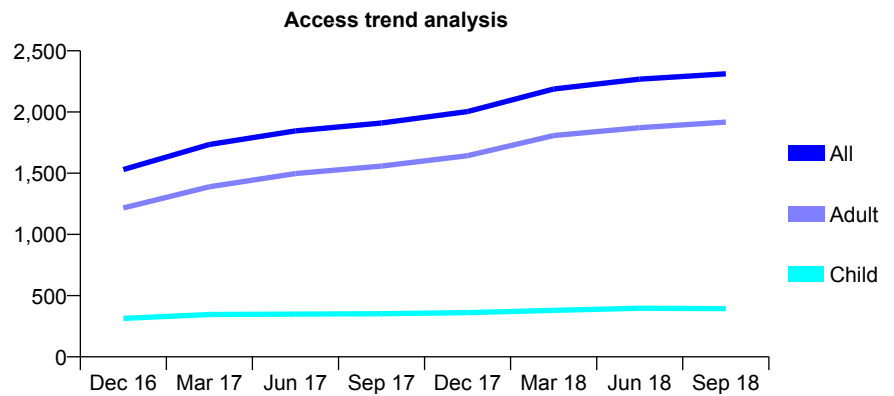
Q63 - Vital Signs At a Glance Contract Report for 173703/0001 - September 2018

Name or company name	Surrey Quays Dental Practice
Contract type name	GDS Contract
Purpose of contract	General
Contract start date	01/04/2015
Contract end date	

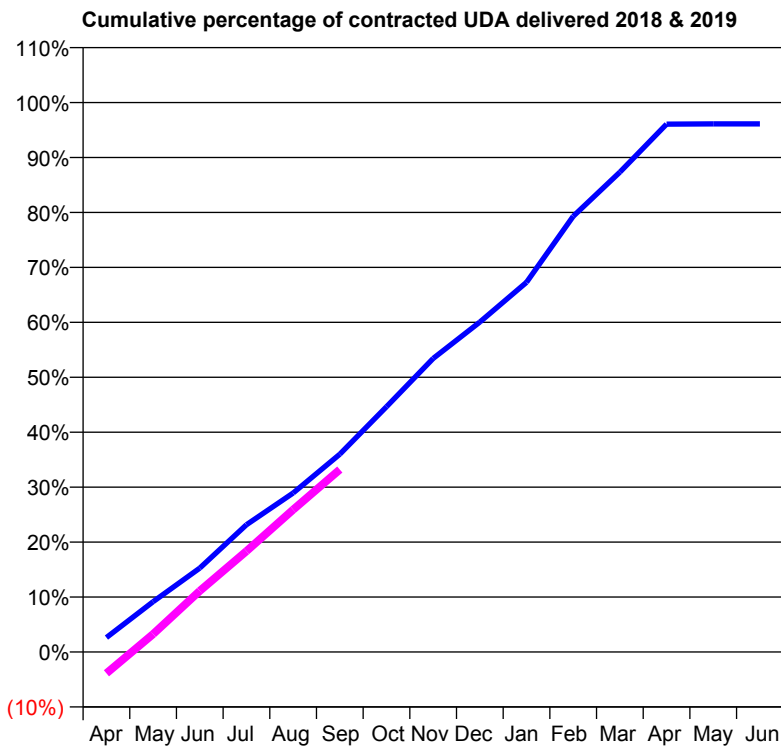
18/19 Contracted general activity (UDA)	8,533
Carry forward general activity (UDA)	333
18/19 Contracted orthodontic activity (UOA)	0
Carry forward orthodontic activity (UOA)	0
Baseline contract value	£218,995.73

ACCESS*

Patients seen in 24 months	Total	Change since previous quarter
Quarter ending September 2017	1,910	
Quarter ending December 2017	2,004	↑
Quarter ending March 2018	2,188	↑
Quarter ending June 2018	2,269	↑
Quarter ending September 2018	2,312	→
Variance since September 2017	21.0%	↑



ACTIVITY



Month	Adjusted Scheduled Activity (UDA)	
	2018	2019
April	224	-333
May	782	278
June	1,303	949
July	1,976	1,566
August	2,468	2,210
September	3,072	2,833
October	3,809	
November	4,559	
December	5,123	
January	5,741	
February	6,766	
March	7,451	
April	8,196	
May	8,200	
June	8,200	

QUALITY

	Quantity	Base Number	Contract	AT	Region	England
% of FP17s for the same patient ID Re-attending within 3 months - Children	27	222	12.2%	9.9%	11.5%	11.6%
% of FP17s for the same patient ID Re-attending within 3 months - Adults	150	998	15.0%	15.2%	16.5%	15.5%
% of FP17s for the same patient ID Re-attending between 3 & 9 months - Children	76	222	34.2%	48.8%	48.5%	58.8%
% of FP17s for the same patient ID Re-attending between 3 & 9 months - Adults	280	998	28.1%	38.8%	39.1%	51.1%
% of FP17s for Band 1 Urgent Courses	189	1,052	18.0%	10.1%	10.6%	9.0%
% of FP17s Relating to Free Repair or Replacements	14	1,052	1.3%	0.6%	0.5%	0.8%
% of FP17s Relating to Continuations	27	1,052	2.6%	0.8%	0.7%	0.9%
% of Patients satisfied with the dentistry they have received	0	0	N/A	91.6%	90.5%	93.3%
% of Patients satisfied with the time they had to wait for an appointment	0	0	N/A	87.5%	85.1%	88.9%

* This is based on patients treated on this contract for their most recent course of treatment. Figures in italics indicate the base number of FP17s or Patient Questionnaire responses are less than 100. N/A is shown where the base number of responses is less than 10 during the period. % is calculated as Quantity/Base number*100

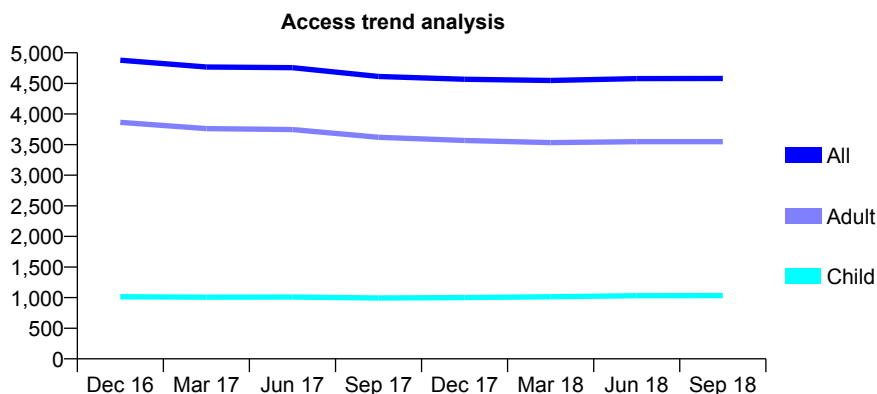
Q63 - Vital Signs At a Glance Contract Report for 173940/0001 - September 2018

Name or company name	Real Sweden Ltd
Contract type name	GDS Contract
Purpose of contract	General
Contract start date	01/10/2011
Contract end date	

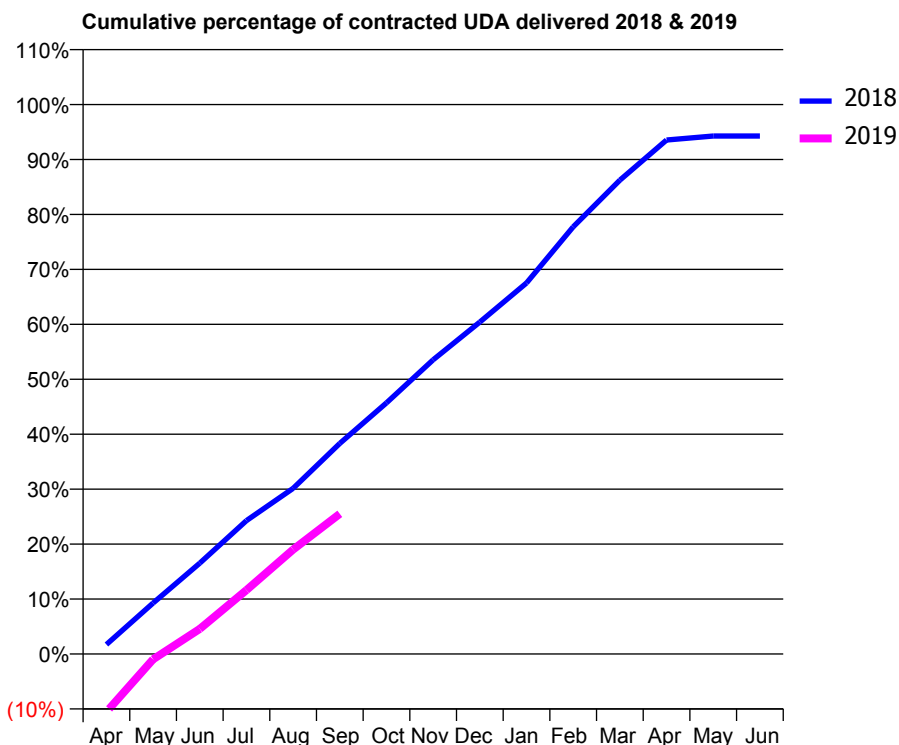
18/19 Contracted general activity (UDA)	18,485
Carry forward general activity (UDA)	2,200
18/19 Contracted orthodontic activity (UOA)	0
Carry forward orthodontic activity (UOA)	0
Baseline contract value	£474,581.72

ACCESS*

Patients seen in 24 months	Total	Change since previous quarter
Quarter ending September 2017	4,613	
Quarter ending December 2017	4,568	→
Quarter ending March 2018	4,548	→
Quarter ending June 2018	4,578	→
Quarter ending September 2018	4,581	→
Variance since September 2017	(0.7%)	→



ACTIVITY



Month	Adjusted Scheduled Activity (UDA)	
	2018	2019
April	323	-1,954
May	1,715	-182
June	3,056	843
July	4,487	2,152
August	5,573	3,514
September	7,086	4,715
October	8,448	
November	9,898	
December	11,168	
January	12,482	
February	14,368	
March	15,938	
April	17,290	
May	17,424	
June	17,424	

QUALITY

	Quantity	Base Number	Contract	AT	Region	England
% of FP17s for the same patient ID Re-attending within 3 months - Children	46	637	7.2%	9.9%	11.5%	11.6%
% of FP17s for the same patient ID Re-attending within 3 months - Adults	275	1,931	14.2%	15.2%	16.5%	15.5%
% of FP17s for the same patient ID Re-attending between 3 & 9 months - Children	346	637	54.3%	48.8%	48.5%	58.8%
% of FP17s for the same patient ID Re-attending between 3 & 9 months - Adults	842	1,931	43.6%	38.8%	39.1%	51.1%
% of FP17s for Band 1 Urgent Courses	252	2,262	11.1%	10.1%	10.6%	9.0%
% of FP17s Relating to Free Repair or Replacements	6	2,262	0.3%	0.6%	0.5%	0.8%
% of FP17s Relating to Continuations	12	2,262	0.5%	0.8%	0.7%	0.9%
% of Patients satisfied with the dentistry they have received	1	2	N/A	91.6%	90.5%	93.3%
% of Patients satisfied with the time they had to wait for an appointment	2	2	N/A	87.5%	85.1%	88.9%

* This is based on patients treated on this contract for their most recent course of treatment. Figures in italics indicate the base number of FP17s or Patient Questionnaire responses are less than 100. N/A is shown where the base number of responses is less than 10 during the period. % is calculated as Quantity/Base number*100

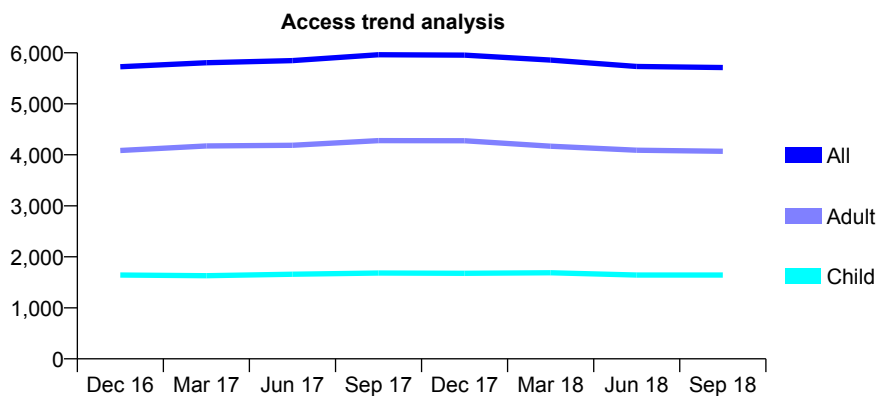
Q63 - Vital Signs At a Glance Contract Report for 173975/0001 - September 2018

Name or company name	Bridge Dental Centre Limited
Contract type name	GDS Contract
Purpose of contract	General
Contract start date	01/04/2009
Contract end date	

18/19 Contracted general activity (UDA)	12,000
Carry forward general activity (UDA)	73
18/19 Contracted orthodontic activity (UOA)	0
Carry forward orthodontic activity (UOA)	0
Baseline contract value	£326,098.41

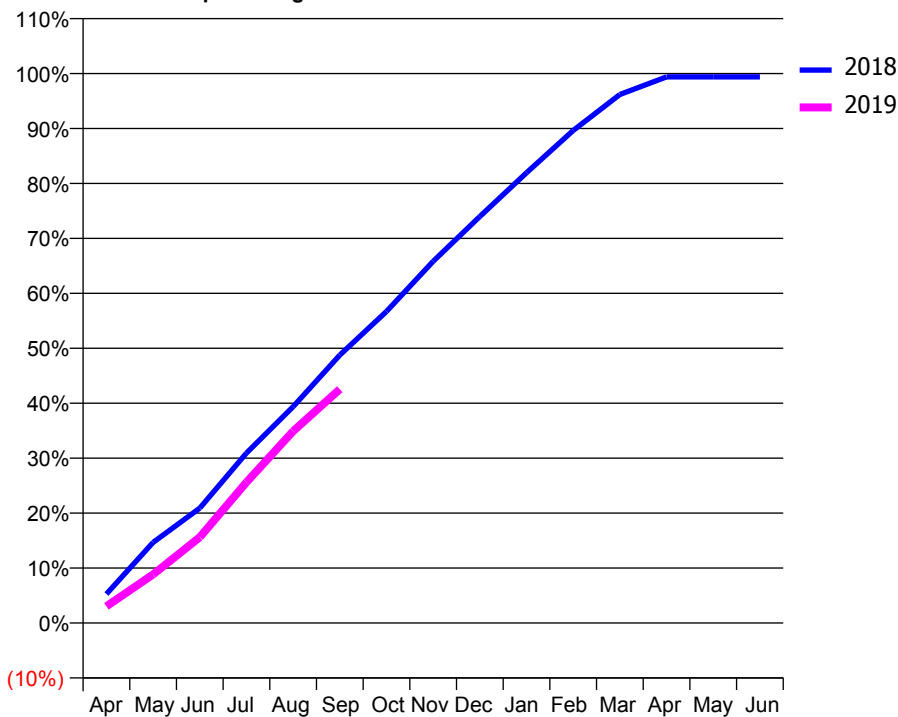
ACCESS*

Patients seen in 24 months	Total	Change since previous quarter
Quarter ending September 2017	5,962	
Quarter ending December 2017	5,953	→
Quarter ending March 2018	5,857	↓
Quarter ending June 2018	5,731	↓
Quarter ending September 2018	5,712	→
Variance since September 2017	(4.2%)	↓



ACTIVITY

Cumulative percentage of contracted UDA delivered 2018 & 2019



Adjusted Scheduled Activity (UDA)

Month	2018	2019
April	632	366
May	1,760	1,061
June	2,508	1,875
July	3,711	3,074
August	4,724	4,189
September	5,852	5,106
October	6,803	
November	7,898	
December	8,876	
January	9,832	
February	10,755	
March	11,540	
April	11,927	
May	11,927	
June	11,927	

QUALITY

	Quantity	Base Number	Contract	AT	Region	England
% of FP17s for the same patient ID Re-attending within 3 months - Children	60	1,095	5.5%	9.9%	11.5%	11.6%
% of FP17s for the same patient ID Re-attending within 3 months - Adults	288	2,161	13.3%	15.2%	16.5%	15.5%
% of FP17s for the same patient ID Re-attending between 3 & 9 months - Children	547	1,095	50.0%	48.8%	48.5%	58.8%
% of FP17s for the same patient ID Re-attending between 3 & 9 months - Adults	792	2,161	36.6%	38.8%	39.1%	51.1%
% of FP17s for Band 1 Urgent Courses	259	3,074	8.4%	10.1%	10.6%	9.0%
% of FP17s Relating to Free Repair or Replacements	13	3,074	0.4%	0.6%	0.5%	0.8%
% of FP17s Relating to Continuations	36	3,074	1.2%	0.8%	0.7%	0.9%
% of Patients satisfied with the dentistry they have received	3	3	N/A	91.6%	90.5%	93.3%
% of Patients satisfied with the time they had to wait for an appointment	3	3	N/A	87.5%	85.1%	88.9%

* This is based on patients treated on this contract for their most recent course of treatment. Figures in italics indicate the base number of FP17s or Patient Questionnaire responses are less than 100. N/A is shown where the base number of responses is less than 10 during the period. % is calculated as Quantity/Base number*100

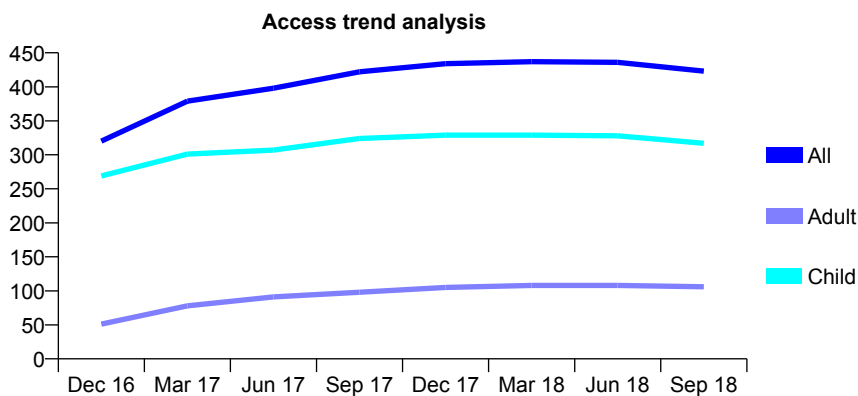
Q63 - Vital Signs At a Glance Contract Report for 174521/0001 - September 2018

Name or company name	Bridge Road Dental Surgery
Contract type name	GDS Contract
Purpose of contract	General
Contract start date	01/11/2015
Contract end date	

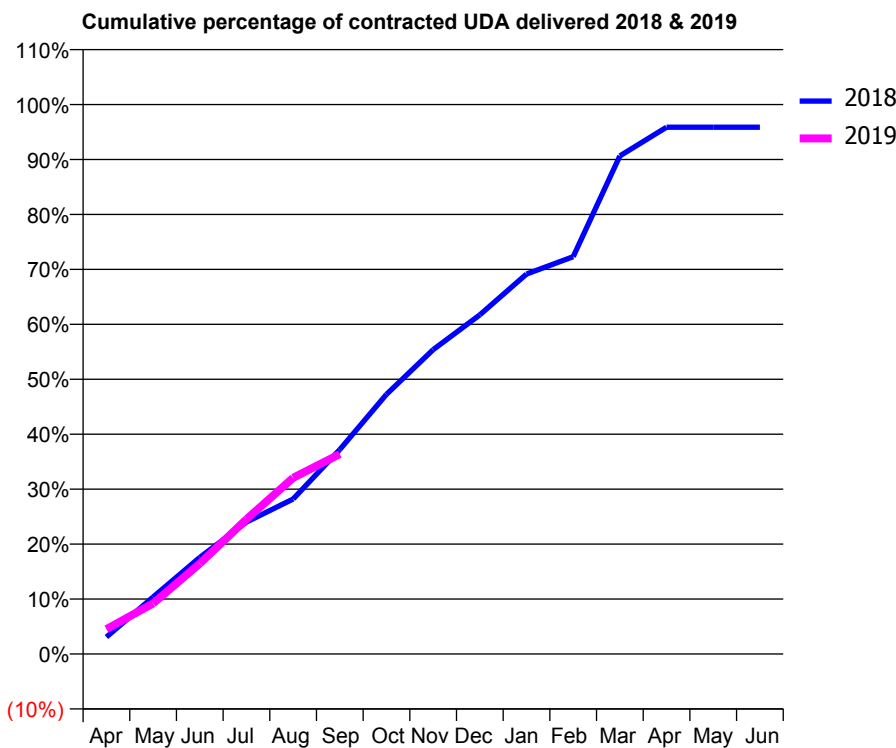
18/19 Contracted general activity (UDA)	1,000
Carry forward general activity (UDA)	0
18/19 Contracted orthodontic activity (UOA)	0
Carry forward orthodontic activity (UOA)	0
Baseline contract value	£29,333.54

ACCESS*

Patients seen in 24 months	Total	Change since previous quarter
Quarter ending September 2017	422	
Quarter ending December 2017	434	↑
Quarter ending March 2018	437	→
Quarter ending June 2018	436	→
Quarter ending September 2018	423	↓
Variance since September 2017	0.2%	→



ACTIVITY



Adjusted Scheduled Activity (UDA)		
Month	2018	2019
April	31	45
May	104	92
June	176	165
July	240	245
August	282	321
September	372	364
October	473	
November	554	
December	617	
January	692	
February	723	
March	906	
April	959	
May	959	
June	959	

QUALITY

	Quantity	Base Number	Contract	AT	Region	England
% of FP17s for the same patient ID Re-attending within 3 months - Children	13	207	6.3%	9.9%	11.5%	11.6%
% of FP17s for the same patient ID Re-attending within 3 months - Adults	1	28	3.6%	15.2%	16.5%	15.5%
% of FP17s for the same patient ID Re-attending between 3 & 9 months - Children	121	207	58.5%	48.8%	48.5%	58.8%
% of FP17s for the same patient ID Re-attending between 3 & 9 months - Adults	9	28	32.1%	38.8%	39.1%	51.1%
% of FP17s for Band 1 Urgent Courses	15	212	7.1%	10.1%	10.6%	9.0%
% of FP17s Relating to Free Repair or Replacements	0	212	0.0%	0.6%	0.5%	0.8%
% of FP17s Relating to Continuations	0	212	0.0%	0.8%	0.7%	0.9%
% of Patients satisfied with the dentistry they have received	1	1	N/A	91.6%	90.5%	93.3%
% of Patients satisfied with the time they had to wait for an appointment	1	1	N/A	87.5%	85.1%	88.9%

* This is based on patients treated on this contract for their most recent course of treatment. Figures in italics indicate the base number of FP17s or Patient Questionnaire responses are less than 100. N/A is shown where the base number of responses is less than 10 during the period. % is calculated as Quantity/Base number*100

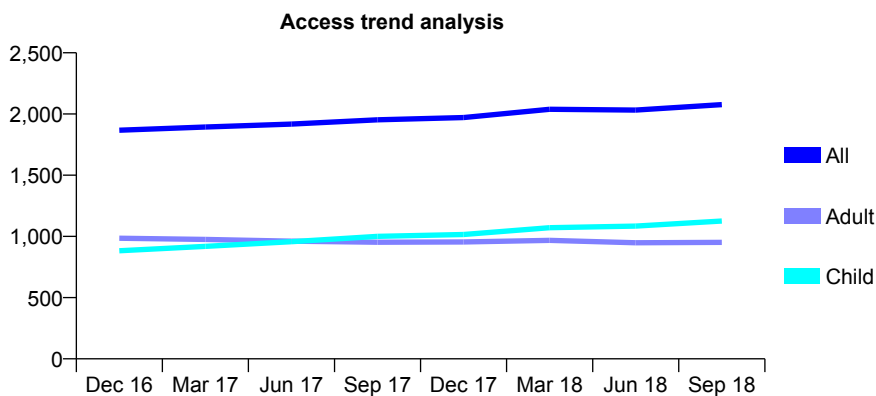
Q63 - Vital Signs At a Glance Contract Report for 174696/0001 - September 2018

Name or company name	Paget Dental Practice
Contract type name	GDS Contract
Purpose of contract	General
Contract start date	27/09/2007
Contract end date	

18/19 Contracted general activity (UDA)	5,043
Carry forward general activity (UDA)	0
18/19 Contracted orthodontic activity (UOA)	0
Carry forward orthodontic activity (UOA)	0
Baseline contract value	£118,224.74

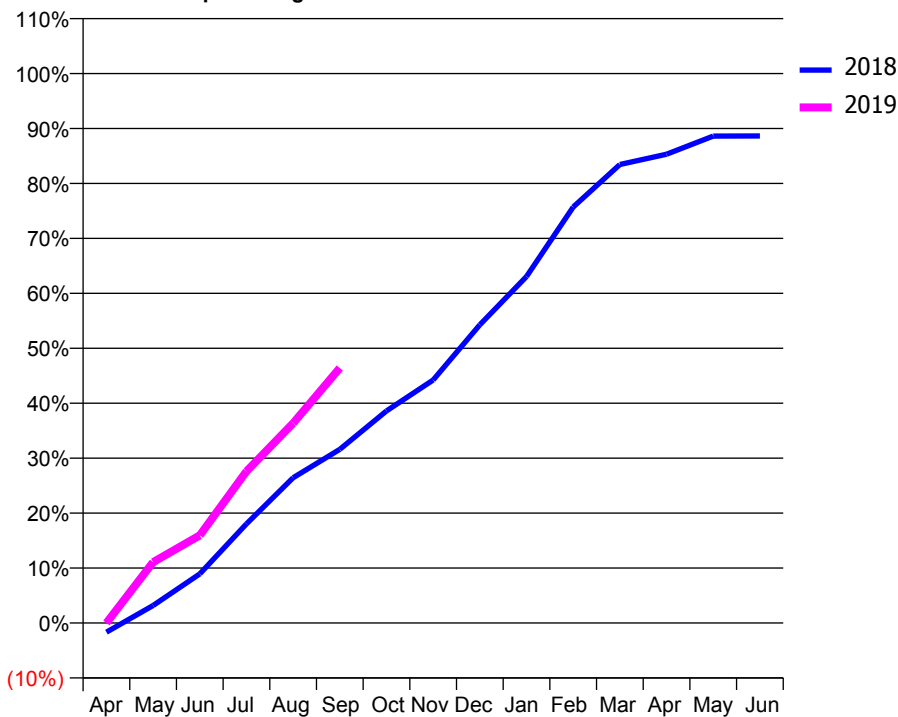
ACCESS*

Patients seen in 24 months	Total	Change since previous quarter
Quarter ending September 2017	1,953	
Quarter ending December 2017	1,971	→
Quarter ending March 2018	2,039	↑
Quarter ending June 2018	2,032	→
Quarter ending September 2018	2,077	↑
Variance since September 2017	6.3%	↑



ACTIVITY

Cumulative percentage of contracted UDA delivered 2018 & 2019



Adjusted Scheduled Activity (UDA)

Month	2018	2019
April	-86	0
May	161	559
June	451	804
July	910	1,392
August	1,333	1,834
September	1,594	2,341
October	1,946	
November	2,230	
December	2,736	
January	3,180	
February	3,818	
March	4,208	
April	4,302	
May	4,469	
June	4,470	

QUALITY

	Quantity	Base Number	Contract	AT	Region	England
% of FP17s for the same patient ID Re-attending within 3 months - Children	93	1,029	9.0%	9.9%	11.5%	11.6%
% of FP17s for the same patient ID Re-attending within 3 months - Adults	91	713	12.8%	15.2%	16.5%	15.5%
% of FP17s for the same patient ID Re-attending between 3 & 9 months - Children	678	1,029	65.9%	48.8%	48.5%	58.8%
% of FP17s for the same patient ID Re-attending between 3 & 9 months - Adults	467	713	65.5%	38.8%	39.1%	51.1%
% of FP17s for Band 1 Urgent Courses	98	1,589	6.2%	10.1%	10.6%	9.0%
% of FP17s Relating to Free Repair or Replacements	4	1,589	0.3%	0.6%	0.5%	0.8%
% of FP17s Relating to Continuations	3	1,589	0.2%	0.8%	0.7%	0.9%
% of Patients satisfied with the dentistry they have received	3	3	N/A	91.6%	90.5%	93.3%
% of Patients satisfied with the time they had to wait for an appointment	3	3	N/A	87.5%	85.1%	88.9%

* This is based on patients treated on this contract for their most recent course of treatment. Figures in italics indicate the base number of FP17s or Patient Questionnaire responses are less than 100. N/A is shown where the base number of responses is less than 10 during the period. % is calculated as Quantity/Base number*100

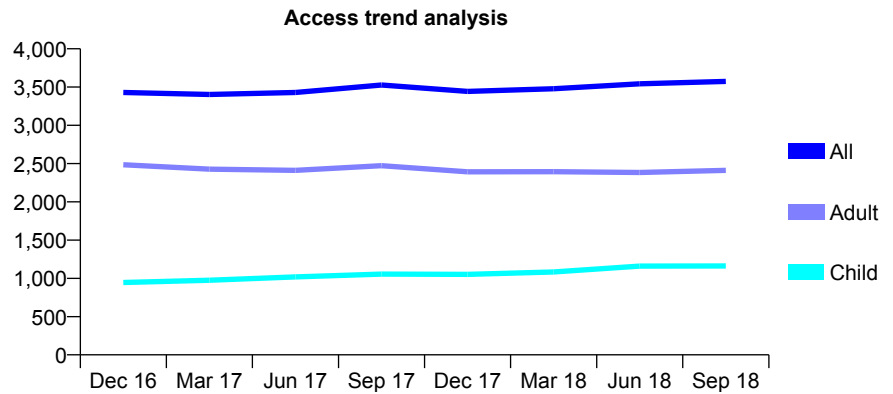
Q63 - Vital Signs At a Glance Contract Report for 174866/0001 - September 2018

Name or company name	Hasan and Hasan
Contract type name	GDS Contract
Purpose of contract	General
Contract start date	01/12/2014
Contract end date	

18/19 Contracted general activity (UDA)	6,100
Carry forward general activity (UDA)	-17
18/19 Contracted orthodontic activity (UOA)	0
Carry forward orthodontic activity (UOA)	0
Baseline contract value	£173,423.12

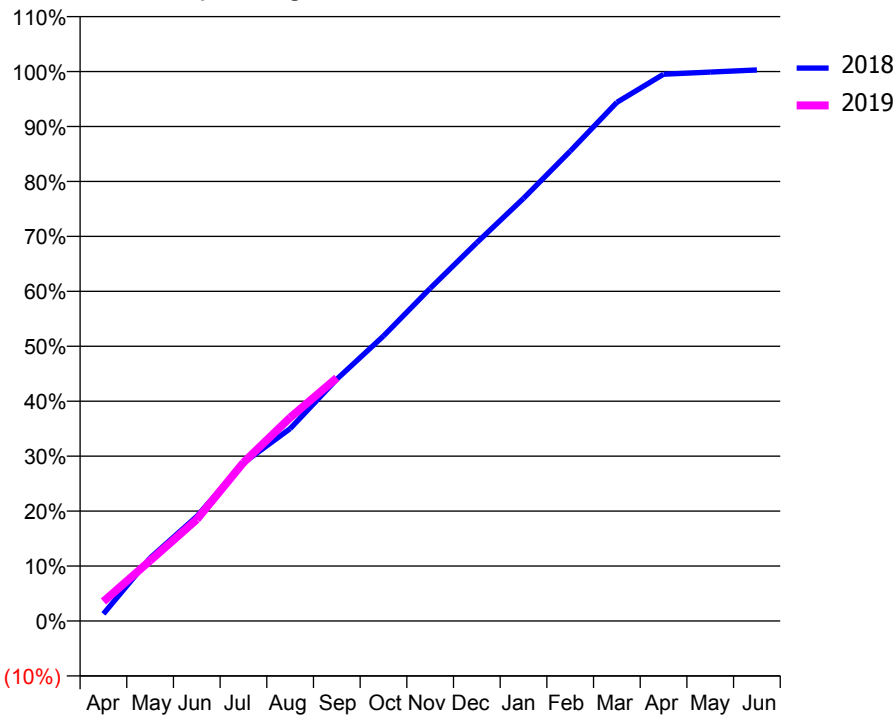
ACCESS*

Patients seen in 24 months	Total	Change since previous quarter
Quarter ending September 2017	3,527	
Quarter ending December 2017	3,444	↓
Quarter ending March 2018	3,478	→
Quarter ending June 2018	3,543	→
Quarter ending September 2018	3,573	→
Variance since September 2017	1.3%	→



ACTIVITY

Cumulative percentage of contracted UDA delivered 2018 & 2019



Month	Adjusted Scheduled Activity (UDA)	
	2018	2019
April	79	218
May	699	669
June	1,162	1,127
July	1,755	1,759
August	2,135	2,258
September	2,685	2,699
October	3,163	
November	3,693	
December	4,200	
January	4,692	
February	5,216	
March	5,758	
April	6,069	
May	6,093	
June	6,117	

QUALITY

	Quantity	Base Number	Contract	AT	Region	England
% of FP17s for the same patient ID Re-attending within 3 months - Children	16	552	2.9%	9.9%	11.5%	11.6%
% of FP17s for the same patient ID Re-attending within 3 months - Adults	48	902	5.3%	15.2%	16.5%	15.5%
% of FP17s for the same patient ID Re-attending between 3 & 9 months - Children	90	552	16.3%	48.8%	48.5%	58.8%
% of FP17s for the same patient ID Re-attending between 3 & 9 months - Adults	142	902	15.7%	38.8%	39.1%	51.1%
% of FP17s for Band 1 Urgent Courses	145	1,299	11.2%	10.1%	10.6%	9.0%
% of FP17s Relating to Free Repair or Replacements	2	1,299	0.2%	0.6%	0.5%	0.8%
% of FP17s Relating to Continuations	6	1,299	0.5%	0.8%	0.7%	0.9%
% of Patients satisfied with the dentistry they have received	1	1	N/A	91.6%	90.5%	93.3%
% of Patients satisfied with the time they had to wait for an appointment	1	1	N/A	87.5%	85.1%	88.9%

* This is based on patients treated on this contract for their most recent course of treatment. Figures in italics indicate the base number of FP17s or Patient Questionnaire responses are less than 100. N/A is shown where the base number of responses is less than 10 during the period. % is calculated as Quantity/Base number*100

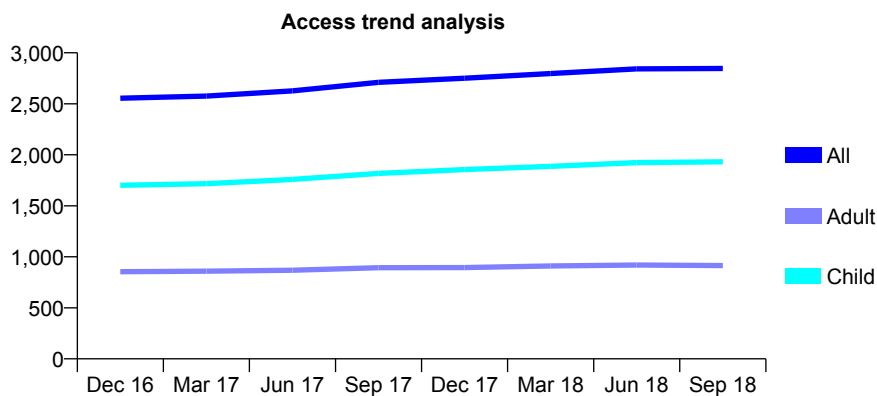
Q63 - Vital Signs At a Glance Contract Report for 175560/0001 - September 2018

Name or company name	Adams House Dental Practice
Contract type name	GDS Contract
Purpose of contract	General
Contract start date	06/04/2009
Contract end date	

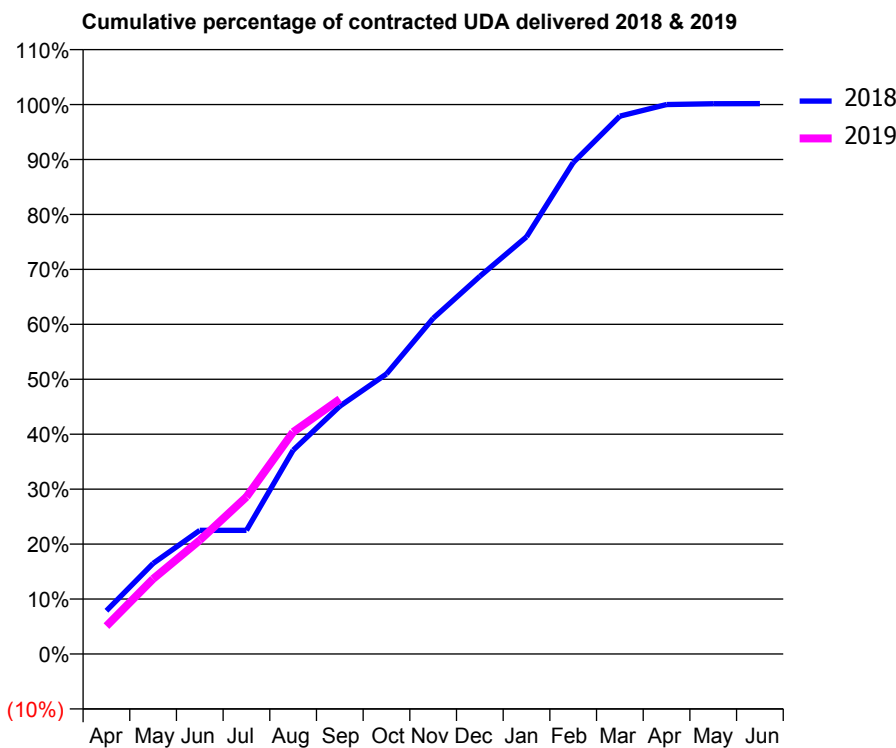
18/19 Contracted general activity (UDA)	8,000
Carry forward general activity (UDA)	-13
18/19 Contracted orthodontic activity (UOA)	0
Carry forward orthodontic activity (UOA)	0
Baseline contract value	£212,571.99

ACCESS*

Patients seen in 24 months	Total	Change since previous quarter
Quarter ending September 2017	2,711	
Quarter ending December 2017	2,751	→
Quarter ending March 2018	2,797	→
Quarter ending June 2018	2,842	→
Quarter ending September 2018	2,846	→
Variance since September 2017	5.0%	↑



ACTIVITY



Adjusted Scheduled Activity (UDA)		
Month	2018	2019
April	631	407
May	1,318	1,094
June	1,801	1,658
July	1,801	2,288
August	2,967	3,231
September	3,609	3,710
October	4,078	
November	4,888	
December	5,498	
January	6,074	
February	7,154	
March	7,830	
April	7,998	
May	8,011	
June	8,013	

QUALITY

	Quantity	Base Number	Contract	AT	Region	England
% of FP17s for the same patient ID Re-attending within 3 months - Children	106	1,566	6.8%	9.9%	11.5%	11.6%
% of FP17s for the same patient ID Re-attending within 3 months - Adults	86	526	16.3%	15.2%	16.5%	15.5%
% of FP17s for the same patient ID Re-attending between 3 & 9 months - Children	948	1,566	60.5%	48.8%	48.5%	58.8%
% of FP17s for the same patient ID Re-attending between 3 & 9 months - Adults	231	526	43.9%	38.8%	39.1%	51.1%
% of FP17s for Band 1 Urgent Courses	156	2,019	7.7%	10.1%	10.6%	9.0%
% of FP17s Relating to Free Repair or Replacements	0	2,019	0.0%	0.6%	0.5%	0.8%
% of FP17s Relating to Continuations	1	2,019	0.0%	0.8%	0.7%	0.9%
% of Patients satisfied with the dentistry they have received	1	1	N/A	91.6%	90.5%	93.3%
% of Patients satisfied with the time they had to wait for an appointment	1	1	N/A	87.5%	85.1%	88.9%

* This is based on patients treated on this contract for their most recent course of treatment. Figures in italics indicate the base number of FP17s or Patient Questionnaire responses are less than 100. N/A is shown where the base number of responses is less than 10 during the period. % is calculated as Quantity/Base number*100

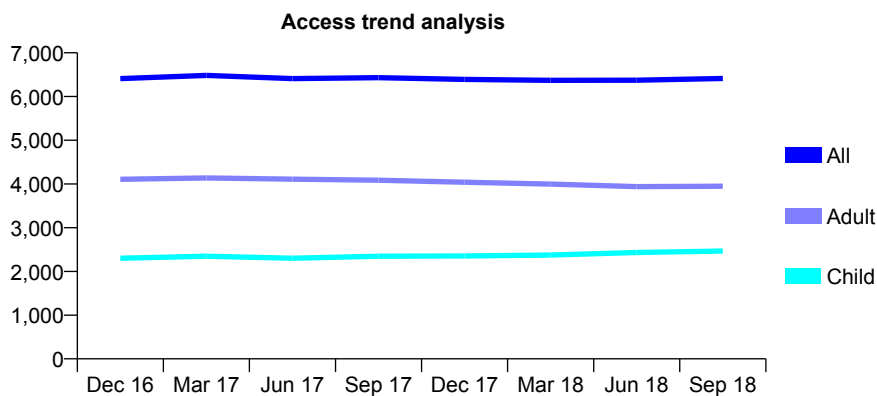
Q63 - Vital Signs At a Glance Contract Report for 179027/0001 - September 2018

Name or company name	Simply Bright
Contract type name	GDS Contract
Purpose of contract	General
Contract start date	17/05/2010
Contract end date	

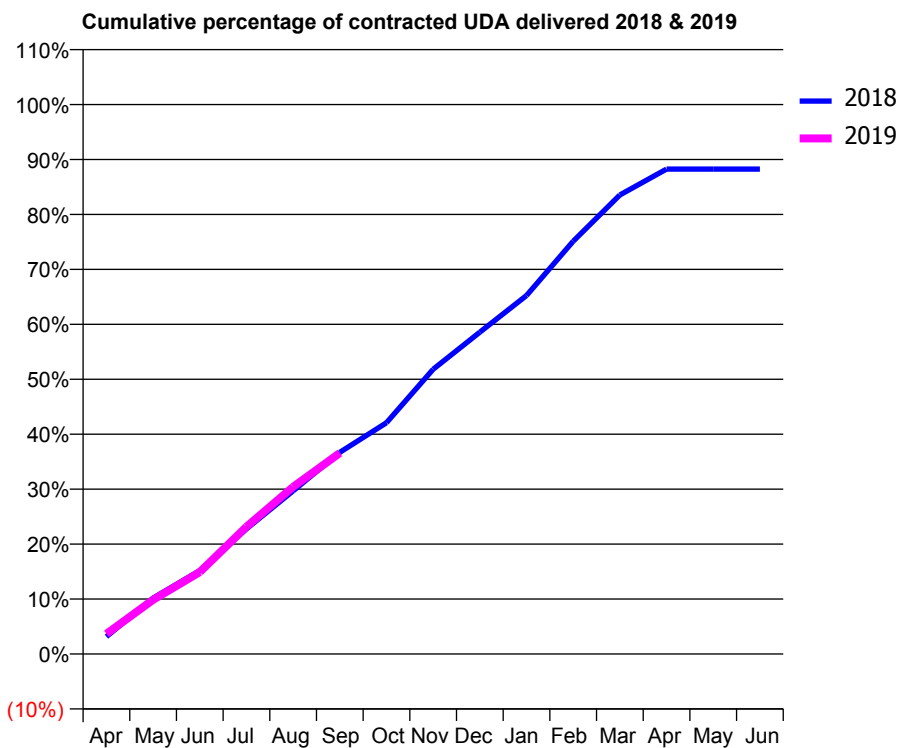
18/19 Contracted general activity (UDA)	19,000
Carry forward general activity (UDA)	0
18/19 Contracted orthodontic activity (UOA)	0
Carry forward orthodontic activity (UOA)	0
Baseline contract value	£469,885.35

ACCESS*

Patients seen in 24 months	Total	Change since previous quarter
Quarter ending September 2017	6,432	
Quarter ending December 2017	6,392	→
Quarter ending March 2018	6,370	→
Quarter ending June 2018	6,372	→
Quarter ending September 2018	6,413	→
Variance since September 2017	(0.3%)	→



ACTIVITY



Adjusted Scheduled Activity (UDA)		
Month	2018	2019
April	540	697
May	1,730	1,876
June	2,580	2,834
July	3,870	4,403
August	5,048	5,780
September	6,238	6,952
October	7,156	
November	8,810	
December	9,955	
January	11,091	
February	12,770	
March	14,200	
April	15,001	
May	15,002	
June	15,002	

QUALITY

	Quantity	Base Number	Contract	AT	Region	England
% of FP17s for the same patient ID Re-attending within 3 months - Children	146	1,659	8.8%	9.9%	11.5%	11.6%
% of FP17s for the same patient ID Re-attending within 3 months - Adults	296	2,009	14.7%	15.2%	16.5%	15.5%
% of FP17s for the same patient ID Re-attending between 3 & 9 months - Children	815	1,659	49.1%	48.8%	48.5%	58.8%
% of FP17s for the same patient ID Re-attending between 3 & 9 months - Adults	788	2,009	39.2%	38.8%	39.1%	51.1%
% of FP17s for Band 1 Urgent Courses	296	3,403	8.7%	10.1%	10.6%	9.0%
% of FP17s Relating to Free Repair or Replacements	12	3,403	0.4%	0.6%	0.5%	0.8%
% of FP17s Relating to Continuations	9	3,403	0.3%	0.8%	0.7%	0.9%
% of Patients satisfied with the dentistry they have received	4	5	N/A	91.6%	90.5%	93.3%
% of Patients satisfied with the time they had to wait for an appointment	5	5	N/A	87.5%	85.1%	88.9%

* This is based on patients treated on this contract for their most recent course of treatment. Figures in italics indicate the base number of FP17s or Patient Questionnaire responses are less than 100. N/A is shown where the base number of responses is less than 10 during the period. % is calculated as Quantity/Base number*100

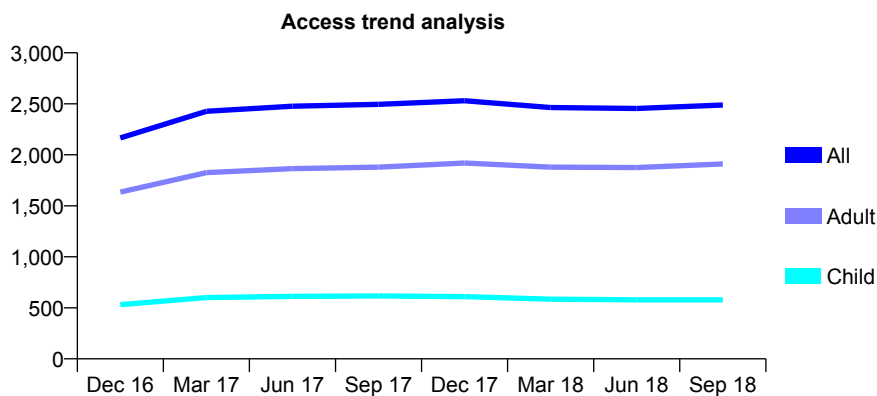
Q63 - Vital Signs At a Glance Contract Report for 179434/0008 - September 2018

Name or company name	S Cowley, R Ingham and J Angelo
Contract type name	GDS Contract
Purpose of contract	General
Contract start date	01/04/2015
Contract end date	

18/19 Contracted general activity (UDA)	12,947
Carry forward general activity (UDA)	0
18/19 Contracted orthodontic activity (UOA)	0
Carry forward orthodontic activity (UOA)	0
Baseline contract value	£388,300.40

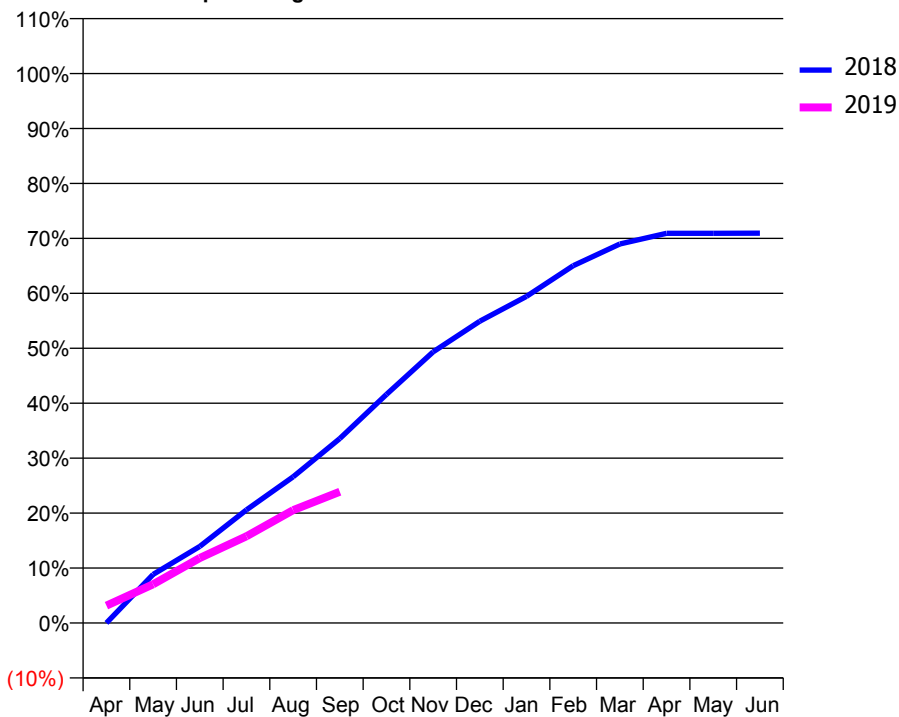
ACCESS*

Patients seen in 24 months	Total	Change since previous quarter
Quarter ending September 2017	2,495	
Quarter ending December 2017	2,530	→
Quarter ending March 2018	2,464	↓
Quarter ending June 2018	2,454	→
Quarter ending September 2018	2,488	→
Variance since September 2017	(0.3%)	→



ACTIVITY

Cumulative percentage of contracted UDA delivered 2018 & 2019



Month	Adjusted Scheduled Activity (UDA)	
	2018	2019
April	0	411
May	1,144	914
June	1,805	1,533
July	2,665	2,044
August	3,445	2,661
September	4,348	3,094
October	5,388	
November	6,388	
December	7,110	
January	7,695	
February	8,419	
March	8,932	
April	9,181	
May	9,181	
June	9,185	

QUALITY

	Quantity	Base Number	Contract	AT	Region	England
% of FP17s for the same patient ID Re-attending within 3 months - Children	25	334	7.5%	9.9%	11.5%	11.6%
% of FP17s for the same patient ID Re-attending within 3 months - Adults	192	1,038	18.5%	15.2%	16.5%	15.5%
% of FP17s for the same patient ID Re-attending between 3 & 9 months - Children	167	334	50.0%	48.8%	48.5%	58.8%
% of FP17s for the same patient ID Re-attending between 3 & 9 months - Adults	388	1,038	37.4%	38.8%	39.1%	51.1%
% of FP17s for Band 1 Urgent Courses	114	1,269	9.0%	10.1%	10.6%	9.0%
% of FP17s Relating to Free Repair or Replacements	2	1,269	0.2%	0.6%	0.5%	0.8%
% of FP17s Relating to Continuations	46	1,269	3.6%	0.8%	0.7%	0.9%
% of Patients satisfied with the dentistry they have received	1	1	N/A	91.6%	90.5%	93.3%
% of Patients satisfied with the time they had to wait for an appointment	1	1	N/A	87.5%	85.1%	88.9%

* This is based on patients treated on this contract for their most recent course of treatment. Figures in italics indicate the base number of FP17s or Patient Questionnaire responses are less than 100. N/A is shown where the base number of responses is less than 10 during the period. % is calculated as Quantity/Base number*100

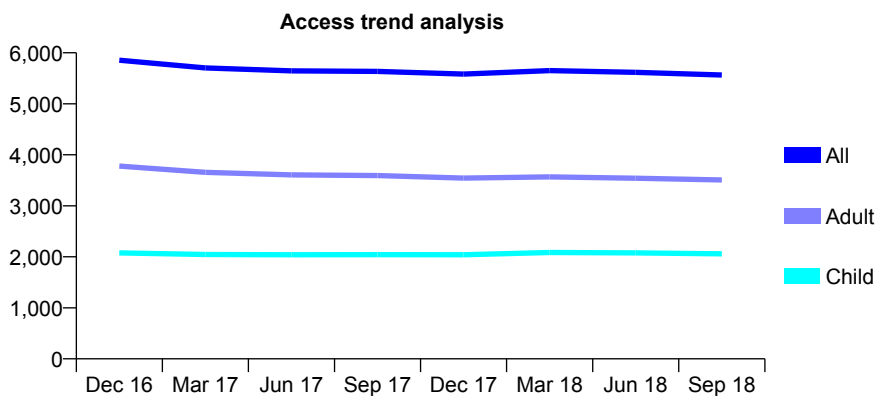
Q63 - Vital Signs At a Glance Contract Report for 179469/0002 - September 2018

Name or company name	Whitton Corner Dental Practice
Contract type name	GDS Contract
Purpose of contract	General
Contract start date	01/04/2014
Contract end date	

18/19 Contracted general activity (UDA)	20,000
Carry forward general activity (UDA)	-5
18/19 Contracted orthodontic activity (UOA)	0
Carry forward orthodontic activity (UOA)	0
Baseline contract value	£531,032.04

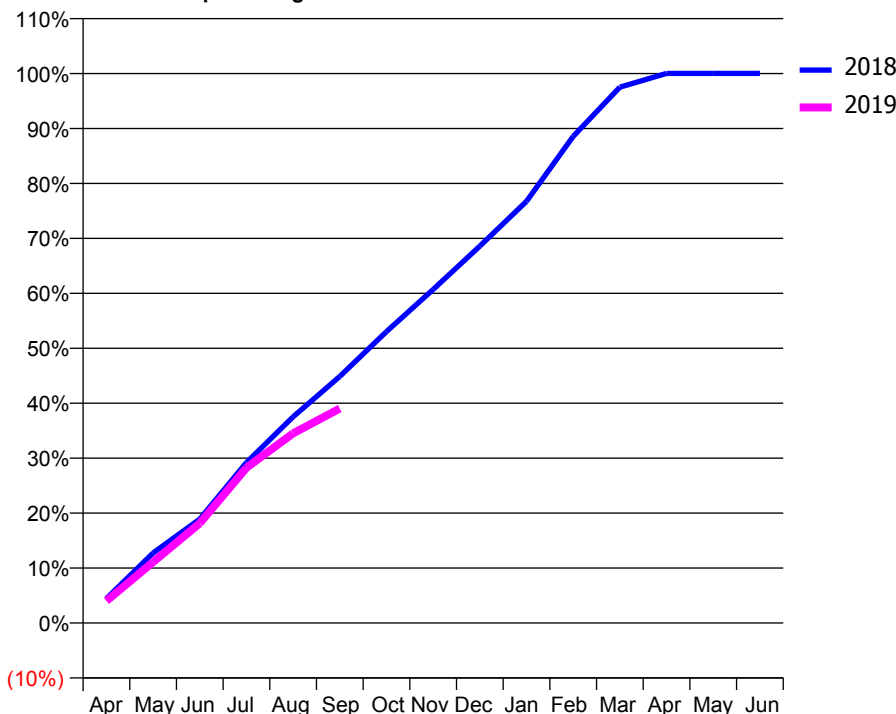
ACCESS*

Patients seen in 24 months	Total	Change since previous quarter
Quarter ending September 2017	5,635	
Quarter ending December 2017	5,584	→
Quarter ending March 2018	5,652	→
Quarter ending June 2018	5,617	→
Quarter ending September 2018	5,566	→
Variance since September 2017	(1.2%)	↓



ACTIVITY

Cumulative percentage of contracted UDA delivered 2018 & 2019



Month	Adjusted Scheduled Activity (UDA)	
	2018	2019
April	890	801
May	2,550	2,218
June	3,783	3,634
July	5,839	5,654
August	7,507	6,902
September	8,978	7,807
October	10,606	
November	12,143	
December	13,719	
January	15,350	
February	17,715	
March	19,502	
April	20,001	
May	20,004	
June	20,005	

QUALITY

	Quantity	Base Number	Contract	AT	Region	England
% of FP17s for the same patient ID Re-attending within 3 months - Children	114	1,407	8.1%	9.9%	11.5%	11.6%
% of FP17s for the same patient ID Re-attending within 3 months - Adults	361	2,105	17.1%	15.2%	16.5%	15.5%
% of FP17s for the same patient ID Re-attending between 3 & 9 months - Children	930	1,407	66.1%	48.8%	48.5%	58.8%
% of FP17s for the same patient ID Re-attending between 3 & 9 months - Adults	1,026	2,105	48.7%	38.8%	39.1%	51.1%
% of FP17s for Band 1 Urgent Courses	409	3,309	12.4%	10.1%	10.6%	9.0%
% of FP17s Relating to Free Repair or Replacements	53	3,309	1.6%	0.6%	0.5%	0.8%
% of FP17s Relating to Continuations	8	3,309	0.2%	0.8%	0.7%	0.9%
% of Patients satisfied with the dentistry they have received	1	1	N/A	91.6%	90.5%	93.3%
% of Patients satisfied with the time they had to wait for an appointment	1	1	N/A	87.5%	85.1%	88.9%

* This is based on patients treated on this contract for their most recent course of treatment. Figures in italics indicate the base number of FP17s or Patient Questionnaire responses are less than 100. N/A is shown where the base number of responses is less than 10 during the period. % is calculated as Quantity/Base number*100

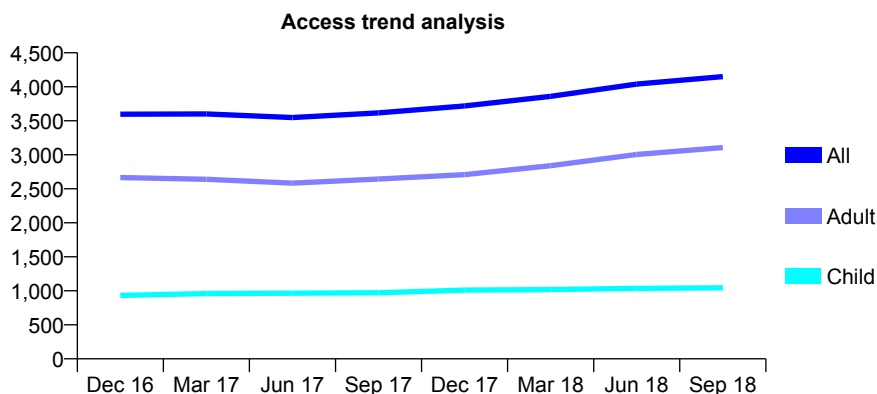
Q63 - Vital Signs At a Glance Contract Report for 181765/0001 - September 2018

Name or company name	Green Lane Dental Care Limited
Contract type name	GDS Contract
Purpose of contract	General
Contract start date	10/12/2010
Contract end date	

18/19 Contracted general activity (UDA)	17,064
Carry forward general activity (UDA)	0
18/19 Contracted orthodontic activity (UOA)	0
Carry forward orthodontic activity (UOA)	0
Baseline contract value	£521,507.96

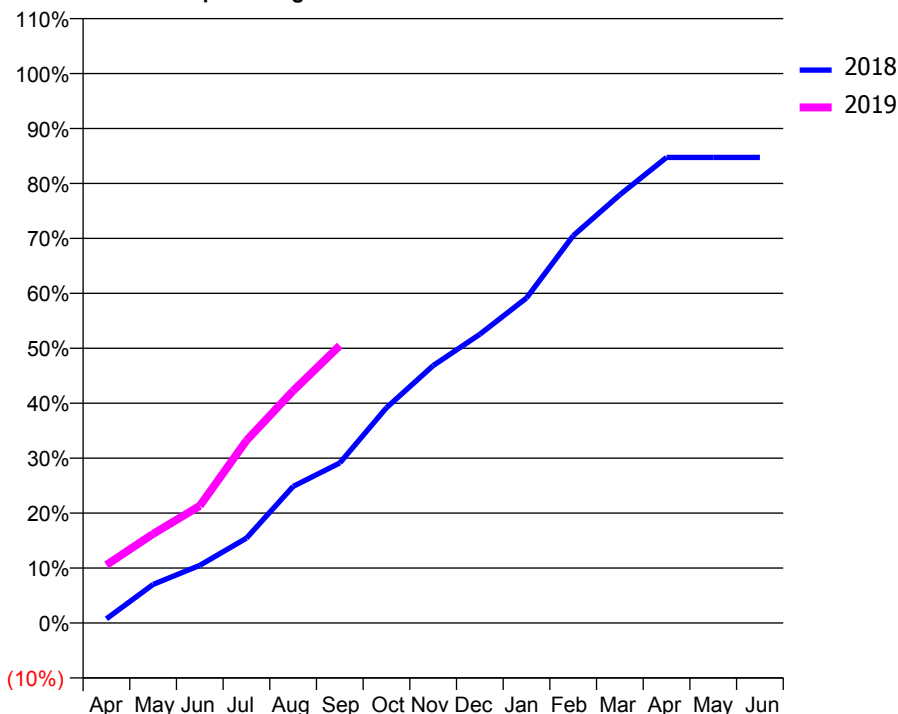
ACCESS*

Patients seen in 24 months	Total	Change since previous quarter
Quarter ending September 2017	3,616	
Quarter ending December 2017	3,719	↑
Quarter ending March 2018	3,859	↑
Quarter ending June 2018	4,041	↑
Quarter ending September 2018	4,150	↑
Variance since September 2017	14.8%	↑



ACTIVITY

Cumulative percentage of contracted UDA delivered 2018 & 2019



Month	Adjusted Scheduled Activity (UDA)	
	2018	2019
April	130	1,803
May	1,197	2,767
June	1,790	3,637
July	2,635	5,667
August	4,243	7,212
September	4,971	8,615
October	6,685	
November	7,994	
December	8,966	
January	10,093	
February	12,029	
March	13,298	
April	14,459	
May	14,459	
June	14,459	

QUALITY

	Quantity	Base Number	Contract	AT	Region	England
% of FP17s for the same patient ID Re-attending within 3 months - Children	77	680	11.3%	9.9%	11.5%	11.6%
% of FP17s for the same patient ID Re-attending within 3 months - Adults	265	1,710	15.5%	15.2%	16.5%	15.5%
% of FP17s for the same patient ID Re-attending between 3 & 9 months - Children	245	680	36.0%	48.8%	48.5%	58.8%
% of FP17s for the same patient ID Re-attending between 3 & 9 months - Adults	436	1,710	25.5%	38.8%	39.1%	51.1%
% of FP17s for Band 1 Urgent Courses	275	2,092	13.1%	10.1%	10.6%	9.0%
% of FP17s Relating to Free Repair or Replacements	5	2,092	0.2%	0.6%	0.5%	0.8%
% of FP17s Relating to Continuations	7	2,092	0.3%	0.8%	0.7%	0.9%
% of Patients satisfied with the dentistry they have received	3	3	N/A	91.6%	90.5%	93.3%
% of Patients satisfied with the time they had to wait for an appointment	2	3	N/A	87.5%	85.1%	88.9%

* This is based on patients treated on this contract for their most recent course of treatment. Figures in italics indicate the base number of FP17s or Patient Questionnaire responses are less than 100. N/A is shown where the base number of responses is less than 10 during the period. % is calculated as Quantity/Base number*100

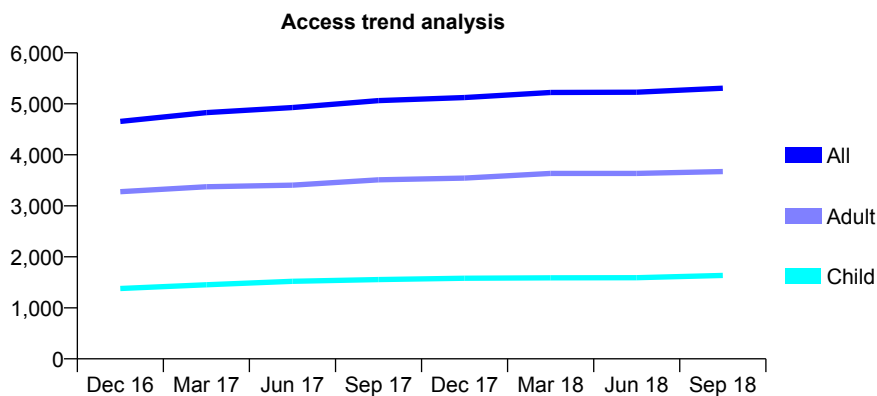
Q63 - Vital Signs At a Glance Contract Report for 181765/0002 - September 2018

Name or company name	Gabokun Dental Care Ltd
Contract type name	GDS Contract
Purpose of contract	General
Contract start date	01/02/2011
Contract end date	

18/19 Contracted general activity (UDA)	16,000
Carry forward general activity (UDA)	0
18/19 Contracted orthodontic activity (UOA)	0
Carry forward orthodontic activity (UOA)	0
Baseline contract value	£619,645.21

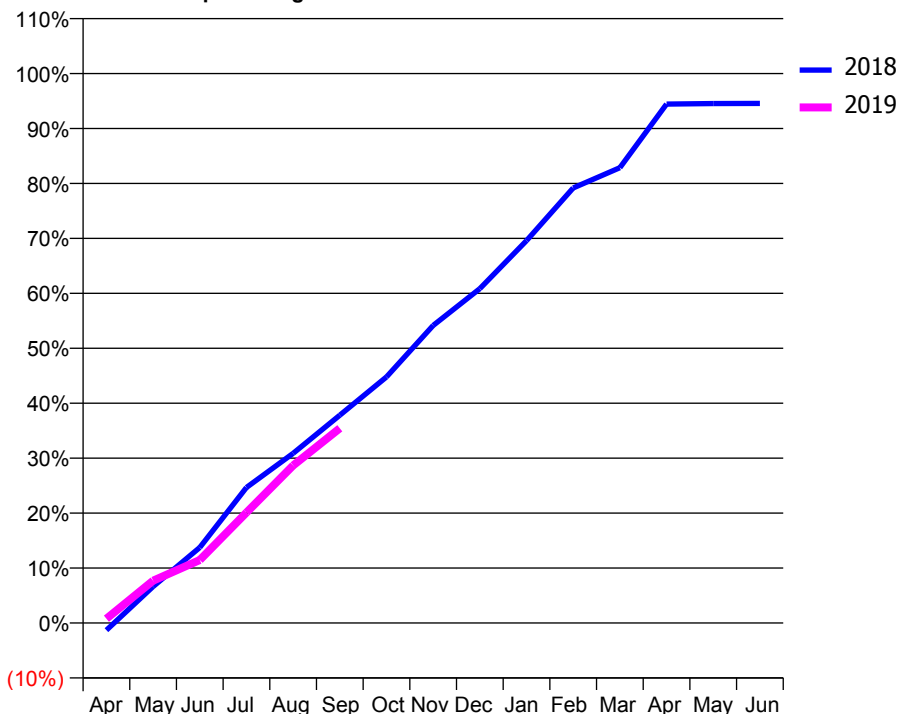
ACCESS*

Patients seen in 24 months	Total	Change since previous quarter
Quarter ending September 2017	5,063	
Quarter ending December 2017	5,124	→
Quarter ending March 2018	5,223	→
Quarter ending June 2018	5,227	→
Quarter ending September 2018	5,306	→
Variance since September 2017	4.8%	↑



ACTIVITY

Cumulative percentage of contracted UDA delivered 2018 & 2019



Month	Adjusted Scheduled Activity (UDA)	
	2018	2019
April	-210	127
May	1,060	1,233
June	2,199	1,833
July	3,947	3,216
August	4,940	4,586
September	6,052	5,670
October	7,167	
November	8,665	
December	9,738	
January	11,133	
February	12,667	
March	13,256	
April	15,109	
May	15,125	
June	15,128	

QUALITY

	Quantity	Base Number	Contract	AT	Region	England
% of FP17s for the same patient ID Re-attending within 3 months - Children	76	1,087	7.0%	9.9%	11.5%	11.6%
% of FP17s for the same patient ID Re-attending within 3 months - Adults	342	2,078	16.5%	15.2%	16.5%	15.5%
% of FP17s for the same patient ID Re-attending between 3 & 9 months - Children	417	1,087	38.4%	48.8%	48.5%	58.8%
% of FP17s for the same patient ID Re-attending between 3 & 9 months - Adults	558	2,078	26.9%	38.8%	39.1%	51.1%
% of FP17s for Band 1 Urgent Courses	196	2,193	8.9%	10.1%	10.6%	9.0%
% of FP17s Relating to Free Repair or Replacements	12	2,193	0.5%	0.6%	0.5%	0.8%
% of FP17s Relating to Continuations	34	2,193	1.6%	0.8%	0.7%	0.9%
% of Patients satisfied with the dentistry they have received	1	2	N/A	91.6%	90.5%	93.3%
% of Patients satisfied with the time they had to wait for an appointment	1	2	N/A	87.5%	85.1%	88.9%

* This is based on patients treated on this contract for their most recent course of treatment. Figures in italics indicate the base number of FP17s or Patient Questionnaire responses are less than 100. N/A is shown where the base number of responses is less than 10 during the period. % is calculated as Quantity/Base number*100

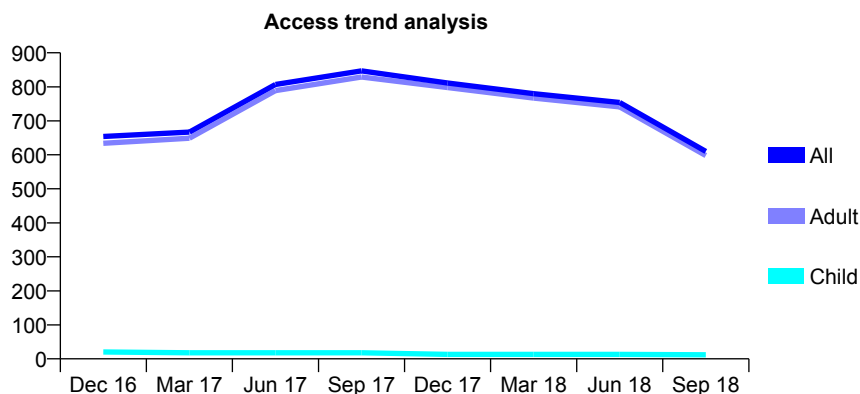
Q63 - Vital Signs At a Glance Contract Report for 181765/0003 - September 2018

Name or company name	Gabokun Dental Care Ltd
Contract type name	PDS Contract
Purpose of contract	General
Contract start date	01/04/2011
Contract end date	30/06/2018

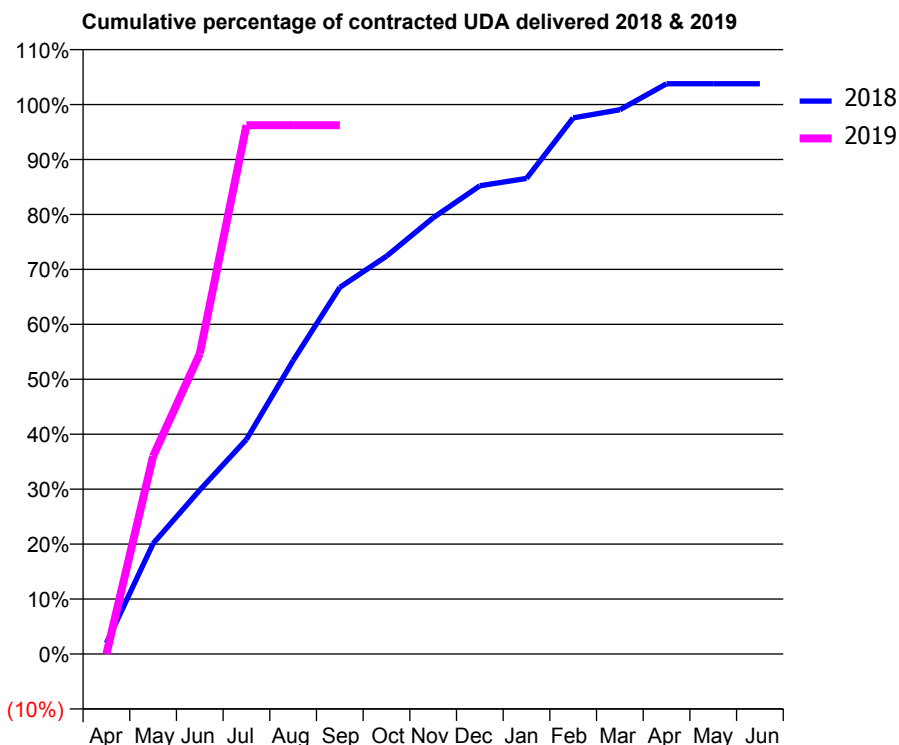
18/19 Contracted general activity (UDA)	450
Carry forward general activity (UDA)	0
18/19 Contracted orthodontic activity (UOA)	0
Carry forward orthodontic activity (UOA)	0
Baseline contract value	£22,575.87

ACCESS*

Patients seen in 24 months	Total	Change since previous quarter
Quarter ending September 2017	847	
Quarter ending December 2017	811	↓
Quarter ending March 2018	780	↓
Quarter ending June 2018	754	↓
Quarter ending September 2018	610	↓
Variance since September 2017	(28.0%)	↓



ACTIVITY



Month	Adjusted Scheduled Activity (UDA)	
	2018	2019
April	36	0
May	362	162
June	537	246
July	703	433
August	961	433
September	1,201	433
October	1,303	
November	1,429	
December	1,534	
January	1,558	
February	1,756	
March	1,783	
April	1,868	
May	1,868	
June	1,868	

QUALITY

	Quantity	Base Number	Contract	AT	Region	England
% of FP17s for the same patient ID Re-attending within 3 months - Children	0	6	0.0%	9.9%	11.5%	11.6%
% of FP17s for the same patient ID Re-attending within 3 months - Adults	1	168	0.6%	15.2%	16.5%	15.5%
% of FP17s for the same patient ID Re-attending between 3 & 9 months - Children	0	6	0.0%	48.8%	48.5%	58.8%
% of FP17s for the same patient ID Re-attending between 3 & 9 months - Adults	0	168	0.0%	38.8%	39.1%	51.1%
% of FP17s for Band 1 Urgent Courses	0	145	0.0%	10.1%	10.6%	9.0%
% of FP17s Relating to Free Repair or Replacements	0	145	0.0%	0.6%	0.5%	0.8%
% of FP17s Relating to Continuations	0	145	0.0%	0.8%	0.7%	0.9%
% of Patients satisfied with the dentistry they have received	0	0	N/A	91.6%	90.5%	93.3%
% of Patients satisfied with the time they had to wait for an appointment	0	0	N/A	87.5%	85.1%	88.9%

* This is based on patients treated on this contract for their most recent course of treatment. Figures in italics indicate the base number of FP17s or Patient Questionnaire responses are less than 100. N/A is shown where the base number of responses is less than 10 during the period. % is calculated as Quantity/Base number*100

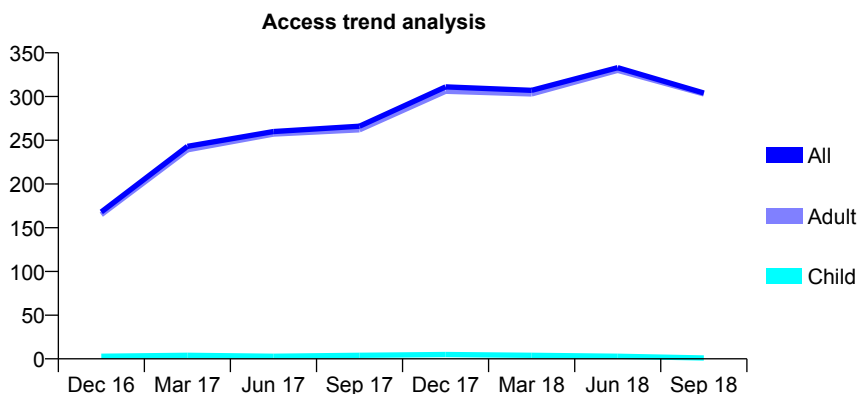
Q63 - Vital Signs At a Glance Contract Report for 181765/0004 - September 2018

Name or company name	Gabokun Dental Care Ltd
Contract type name	PDS Contract
Purpose of contract	General
Contract start date	01/04/2012
Contract end date	30/06/2018

18/19 Contracted general activity (UDA)	440
Carry forward general activity (UDA)	0
18/19 Contracted orthodontic activity (UOA)	0
Carry forward orthodontic activity (UOA)	0
Baseline contract value	£23,337.58

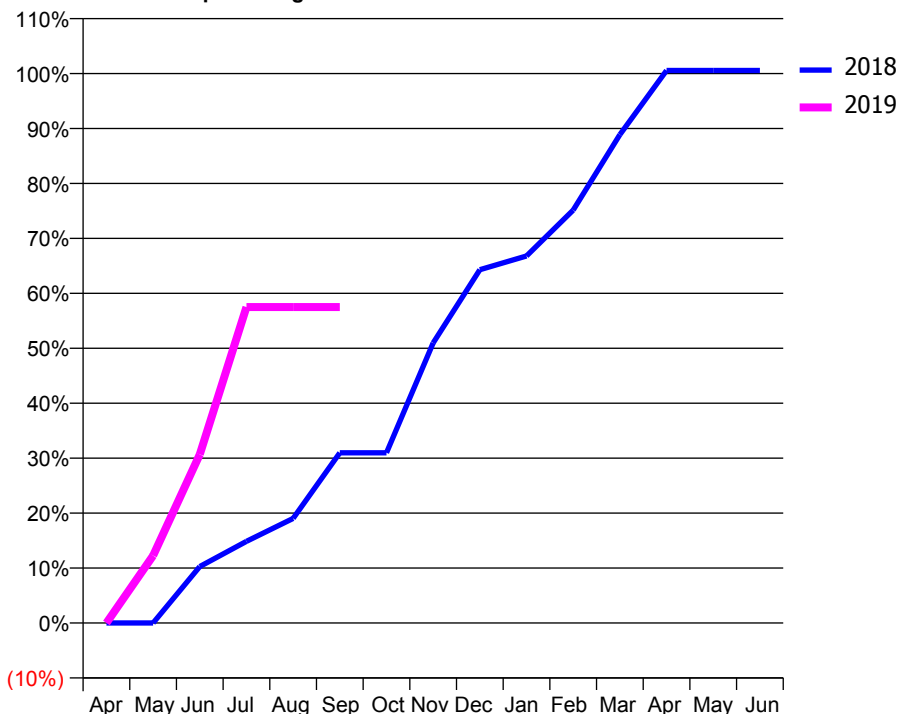
ACCESS*

Patients seen in 24 months	Total	Change since previous quarter
Quarter ending September 2017	266	
Quarter ending December 2017	311	↑
Quarter ending March 2018	307	↓
Quarter ending June 2018	333	↑
Quarter ending September 2018	304	↓
Variance since September 2017	14.3%	↑



ACTIVITY

Cumulative percentage of contracted UDA delivered 2018 & 2019



Month	Adjusted Scheduled Activity (UDA)	
	2018	2019
April	0	0
May	0	54
June	74	135
July	107	253
August	137	253
September	223	253
October	223	
November	367	
December	463	
January	481	
February	541	
March	640	
April	724	
May	724	
June	724	

QUALITY

	Quantity	Base Number	Contract	AT	Region	England
% of FP17s for the same patient ID Re-attending within 3 months - Children	0	1	0.0%	9.9%	11.5%	11.6%
% of FP17s for the same patient ID Re-attending within 3 months - Adults	0	112	0.0%	15.2%	16.5%	15.5%
% of FP17s for the same patient ID Re-attending between 3 & 9 months - Children	0	1	0.0%	48.8%	48.5%	58.8%
% of FP17s for the same patient ID Re-attending between 3 & 9 months - Adults	0	112	0.0%	38.8%	39.1%	51.1%
% of FP17s for Band 1 Urgent Courses	0	85	0.0%	10.1%	10.6%	9.0%
% of FP17s Relating to Free Repair or Replacements	0	85	0.0%	0.6%	0.5%	0.8%
% of FP17s Relating to Continuations	0	85	0.0%	0.8%	0.7%	0.9%
% of Patients satisfied with the dentistry they have received	0	0	N/A	91.6%	90.5%	93.3%
% of Patients satisfied with the time they had to wait for an appointment	0	0	N/A	87.5%	85.1%	88.9%

* This is based on patients treated on this contract for their most recent course of treatment. Figures in italics indicate the base number of FP17s or Patient Questionnaire responses are less than 100. N/A is shown where the base number of responses is less than 10 during the period. % is calculated as Quantity/Base number*100

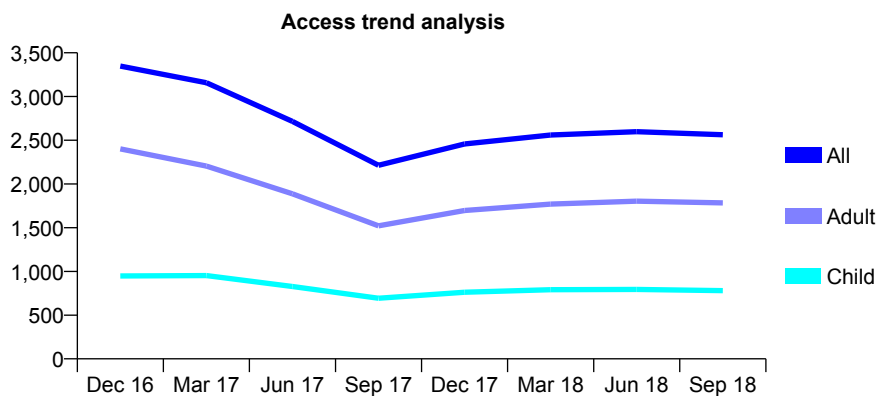
Q63 - Vital Signs At a Glance Contract Report for 181935/0001 - September 2018

Name or company name	Balham Dental Care Ltd
Contract type name	GDS Contract
Purpose of contract	General
Contract start date	16/01/2013
Contract end date	

18/19 Contracted general activity (UDA)	11,167
Carry forward general activity (UDA)	0
18/19 Contracted orthodontic activity (UOA)	0
Carry forward orthodontic activity (UOA)	0
Baseline contract value	£268,620.76

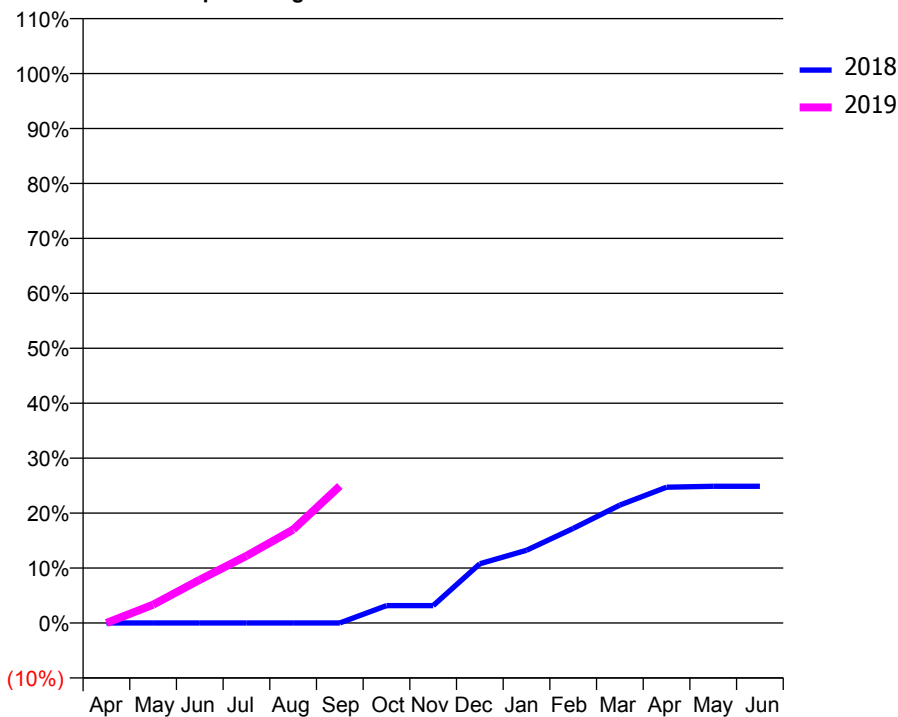
ACCESS*

Patients seen in 24 months	Total	Change since previous quarter
Quarter ending September 2017	2,214	
Quarter ending December 2017	2,458	↑
Quarter ending March 2018	2,560	↑
Quarter ending June 2018	2,598	→
Quarter ending September 2018	2,563	↓
Variance since September 2017	15.8%	↑



ACTIVITY

Cumulative percentage of contracted UDA delivered 2018 & 2019



Month	Adjusted Scheduled Activity (UDA)	
	2018	2019
April	0	0
May	0	372
June	0	880
July	0	1,365
August	0	1,899
September	0	2,785
October	353	
November	353	
December	1,205	
January	1,478	
February	1,924	
March	2,397	
April	2,759	
May	2,779	
June	2,778	

QUALITY

	Quantity	Base Number	Contract	AT	Region	England
% of FP17s for the same patient ID Re-attending within 3 months - Children	23	465	4.9%	9.9%	11.5%	11.6%
% of FP17s for the same patient ID Re-attending within 3 months - Adults	103	932	11.1%	15.2%	16.5%	15.5%
% of FP17s for the same patient ID Re-attending between 3 & 9 months - Children	141	465	30.3%	48.8%	48.5%	58.8%
% of FP17s for the same patient ID Re-attending between 3 & 9 months - Adults	256	932	27.5%	38.8%	39.1%	51.1%
% of FP17s for Band 1 Urgent Courses	126	1,245	10.1%	10.1%	10.6%	9.0%
% of FP17s Relating to Free Repair or Replacements	1	1,245	0.1%	0.6%	0.5%	0.8%
% of FP17s Relating to Continuations	2	1,245	0.2%	0.8%	0.7%	0.9%
% of Patients satisfied with the dentistry they have received	2	2	N/A	91.6%	90.5%	93.3%
% of Patients satisfied with the time they had to wait for an appointment	1	2	N/A	87.5%	85.1%	88.9%

* This is based on patients treated on this contract for their most recent course of treatment. Figures in italics indicate the base number of FP17s or Patient Questionnaire responses are less than 100. N/A is shown where the base number of responses is less than 10 during the period. % is calculated as Quantity/Base number*100

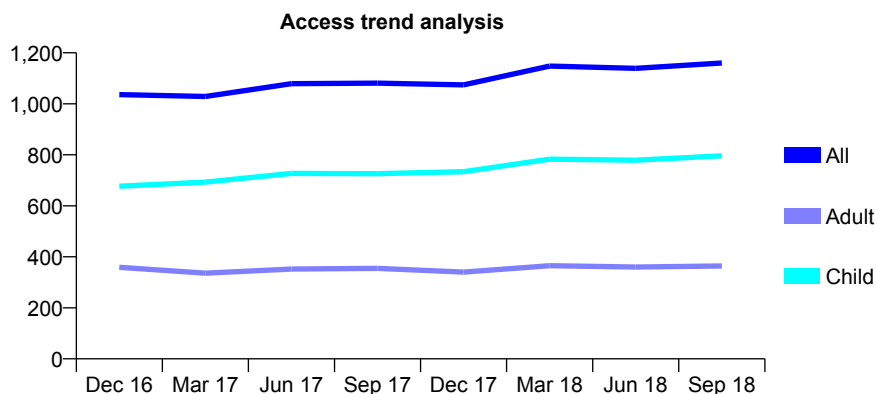
Q63 - Vital Signs At a Glance Contract Report for 183385/0001 - September 2018

Name or company name	Confident Dental Practice
Contract type name	GDS Contract
Purpose of contract	General
Contract start date	02/05/2008
Contract end date	

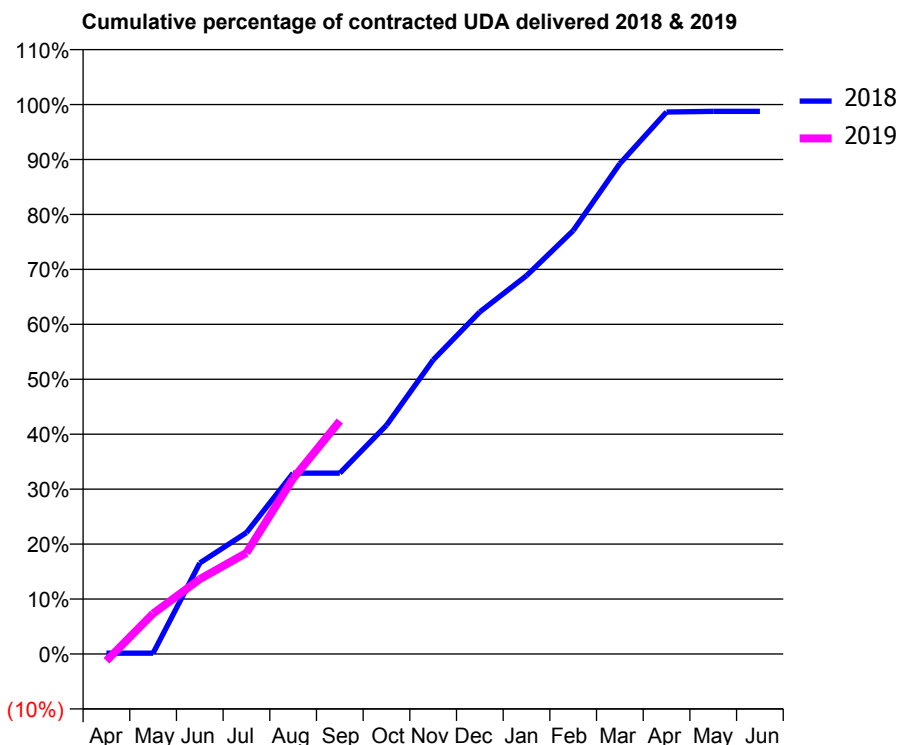
18/19 Contracted general activity (UDA)	2,966
Carry forward general activity (UDA)	37
18/19 Contracted orthodontic activity (UOA)	0
Carry forward orthodontic activity (UOA)	0
Baseline contract value	£74,198.25

ACCESS*

Patients seen in 24 months	Total	Change since previous quarter
Quarter ending September 2017	1,081	
Quarter ending December 2017	1,074	→
Quarter ending March 2018	1,148	↑
Quarter ending June 2018	1,139	→
Quarter ending September 2018	1,160	→
Variance since September 2017	7.3%	↑



ACTIVITY



Adjusted Scheduled Activity (UDA)		
Month	2018	2019
April	5	-37
May	5	218
June	491	404
July	655	546
August	976	948
September	976	1,258
October	1,235	
November	1,587	
December	1,847	
January	2,042	
February	2,286	
March	2,647	
April	2,925	
May	2,929	
June	2,929	

QUALITY

	Quantity	Base Number	Contract	AT	Region	England
% of FP17s for the same patient ID Re-attending within 3 months - Children	54	632	8.5%	9.9%	11.5%	11.6%
% of FP17s for the same patient ID Re-attending within 3 months - Adults	17	203	8.4%	15.2%	16.5%	15.5%
% of FP17s for the same patient ID Re-attending between 3 & 9 months - Children	361	632	57.1%	48.8%	48.5%	58.8%
% of FP17s for the same patient ID Re-attending between 3 & 9 months - Adults	75	203	36.9%	38.8%	39.1%	51.1%
% of FP17s for Band 1 Urgent Courses	20	697	2.9%	10.1%	10.6%	9.0%
% of FP17s Relating to Free Repair or Replacements	2	697	0.3%	0.6%	0.5%	0.8%
% of FP17s Relating to Continuations	0	697	0.0%	0.8%	0.7%	0.9%
% of Patients satisfied with the dentistry they have received	1	1	N/A	91.6%	90.5%	93.3%
% of Patients satisfied with the time they had to wait for an appointment	1	1	N/A	87.5%	85.1%	88.9%

* This is based on patients treated on this contract for their most recent course of treatment. Figures in italics indicate the base number of FP17s or Patient Questionnaire responses are less than 100. N/A is shown where the base number of responses is less than 10 during the period. % is calculated as Quantity/Base number*100

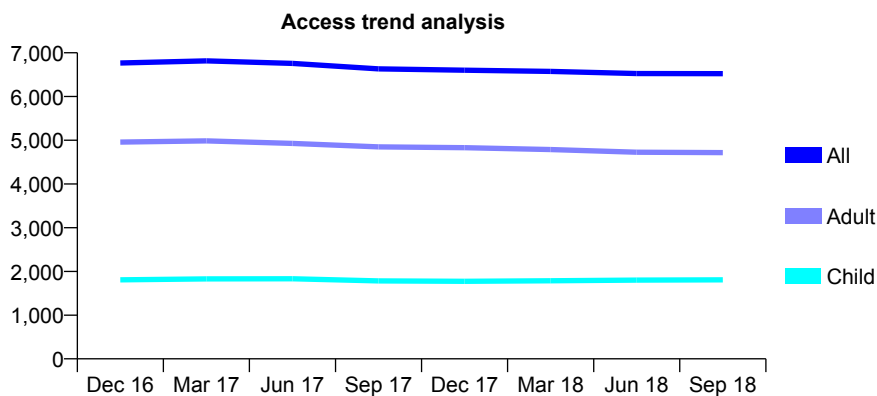
Q63 - Vital Signs At a Glance Contract Report for 183547/0001 - September 2018

Name or company name	Castlenau Dentists
Contract type name	GDS Contract
Purpose of contract	General
Contract start date	01/10/2013
Contract end date	

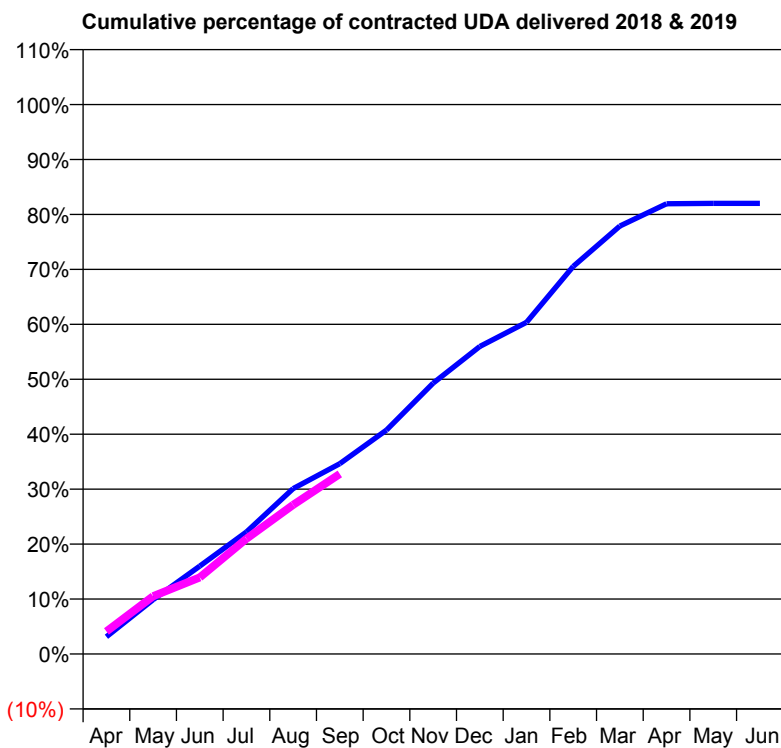
18/19 Contracted general activity (UDA)	15,300
Carry forward general activity (UDA)	0
18/19 Contracted orthodontic activity (UOA)	0
Carry forward orthodontic activity (UOA)	0
Baseline contract value	£437,598.16

ACCESS*

Patients seen in 24 months	Total	Change since previous quarter
Quarter ending September 2017	6,631	
Quarter ending December 2017	6,603	→
Quarter ending March 2018	6,574	→
Quarter ending June 2018	6,526	→
Quarter ending September 2018	6,524	→
Variance since September 2017	(1.6%)	↓



ACTIVITY



Month	Adjusted Scheduled Activity (UDA)	
	2018	2019
April	482	630
May	1,513	1,611
June	2,449	2,134
July	3,398	3,212
August	4,606	4,153
September	5,300	5,016
October	6,237	
November	7,541	
December	8,562	
January	9,237	
February	10,792	
March	11,918	
April	12,537	
May	12,546	
June	12,546	

QUALITY

	Quantity	Base Number	Contract	AT	Region	England
% of FP17s for the same patient ID Re-attending within 3 months - Children	109	1,014	10.7%	9.9%	11.5%	11.6%
% of FP17s for the same patient ID Re-attending within 3 months - Adults	485	2,311	21.0%	15.2%	16.5%	15.5%
% of FP17s for the same patient ID Re-attending between 3 & 9 months - Children	326	1,014	32.1%	48.8%	48.5%	58.8%
% of FP17s for the same patient ID Re-attending between 3 & 9 months - Adults	616	2,311	26.7%	38.8%	39.1%	51.1%
% of FP17s for Band 1 Urgent Courses	464	2,640	17.6%	10.1%	10.6%	9.0%
% of FP17s Relating to Free Repair or Replacements	11	2,640	0.4%	0.6%	0.5%	0.8%
% of FP17s Relating to Continuations	56	2,640	2.1%	0.8%	0.7%	0.9%
% of Patients satisfied with the dentistry they have received	1	2	N/A	91.6%	90.5%	93.3%
% of Patients satisfied with the time they had to wait for an appointment	1	2	N/A	87.5%	85.1%	88.9%

* This is based on patients treated on this contract for their most recent course of treatment. Figures in italics indicate the base number of FP17s or Patient Questionnaire responses are less than 100. N/A is shown where the base number of responses is less than 10 during the period. % is calculated as Quantity/Base number*100

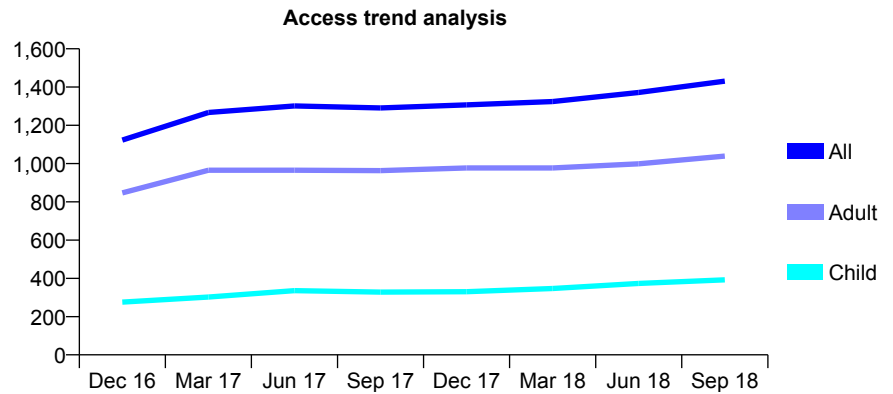
Q63 - Vital Signs At a Glance Contract Report for 183660/0001 - September 2018

Name or company name	PS Photay & Associates
Contract type name	GDS Contract
Purpose of contract	General
Contract start date	01/02/2014
Contract end date	

18/19 Contracted general activity (UDA)	2,778
Carry forward general activity (UDA)	-34
18/19 Contracted orthodontic activity (UOA)	0
Carry forward orthodontic activity (UOA)	0
Baseline contract value	£80,853.49

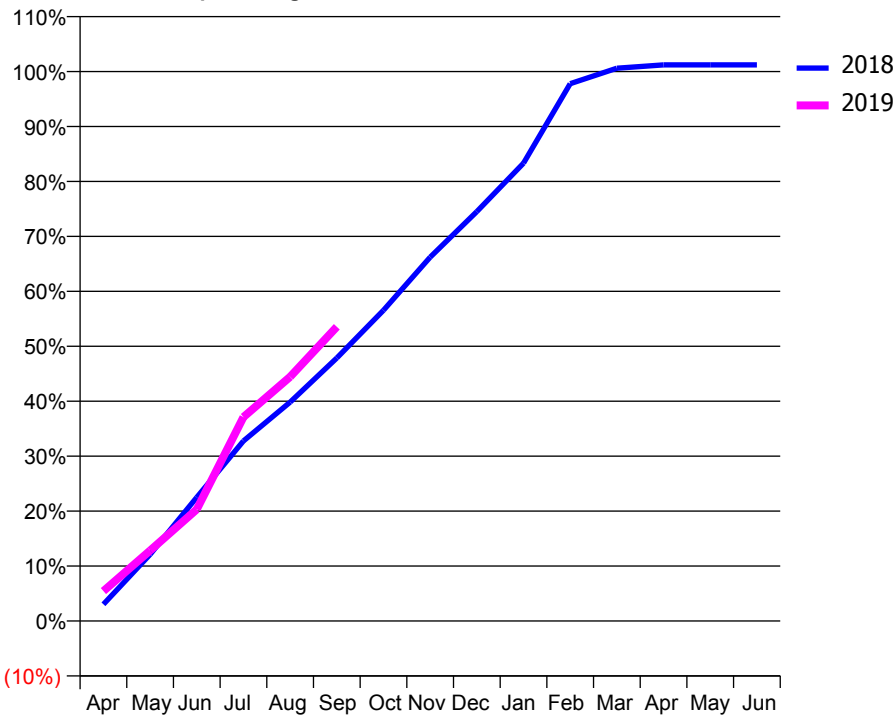
ACCESS*

Patients seen in 24 months	Total	Change since previous quarter
Quarter ending September 2017	1,291	
Quarter ending December 2017	1,307	→
Quarter ending March 2018	1,324	→
Quarter ending June 2018	1,372	↑
Quarter ending September 2018	1,431	↑
Variance since September 2017	10.8%	↑



ACTIVITY

Cumulative percentage of contracted UDA delivered 2018 & 2019



Month	Adjusted Scheduled Activity (UDA)	
	2018	2019
April	85	152
May	336	357
June	625	565
July	910	1,031
August	1,106	1,235
September	1,330	1,488
October	1,571	
November	1,840	
December	2,070	
January	2,314	
February	2,716	
March	2,795	
April	2,812	
May	2,812	
June	2,812	

QUALITY

	Quantity	Base Number	Contract	AT	Region	England
% of FP17s for the same patient ID Re-attending within 3 months - Children	4	226	1.8%	9.9%	11.5%	11.6%
% of FP17s for the same patient ID Re-attending within 3 months - Adults	18	430	4.2%	15.2%	16.5%	15.5%
% of FP17s for the same patient ID Re-attending between 3 & 9 months - Children	51	226	22.6%	48.8%	48.5%	58.8%
% of FP17s for the same patient ID Re-attending between 3 & 9 months - Adults	104	430	24.2%	38.8%	39.1%	51.1%
% of FP17s for Band 1 Urgent Courses	38	652	5.8%	10.1%	10.6%	9.0%
% of FP17s Relating to Free Repair or Replacements	4	652	0.6%	0.6%	0.5%	0.8%
% of FP17s Relating to Continuations	2	652	0.3%	0.8%	0.7%	0.9%
% of Patients satisfied with the dentistry they have received	0	0	N/A	91.6%	90.5%	93.3%
% of Patients satisfied with the time they had to wait for an appointment	0	0	N/A	87.5%	85.1%	88.9%

* This is based on patients treated on this contract for their most recent course of treatment. Figures in italics indicate the base number of FP17s or Patient Questionnaire responses are less than 100. N/A is shown where the base number of responses is less than 10 during the period. % is calculated as Quantity/Base number*100

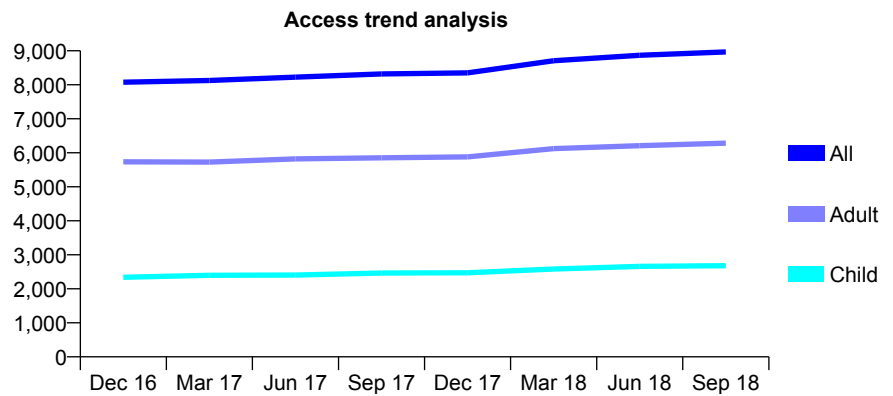
Q63 - Vital Signs At a Glance Contract Report for 185663/0001 - September 2018

Name or company name	Perry Vale Dental Limited
Contract type name	GDS Contract
Purpose of contract	General
Contract start date	01/12/2008
Contract end date	

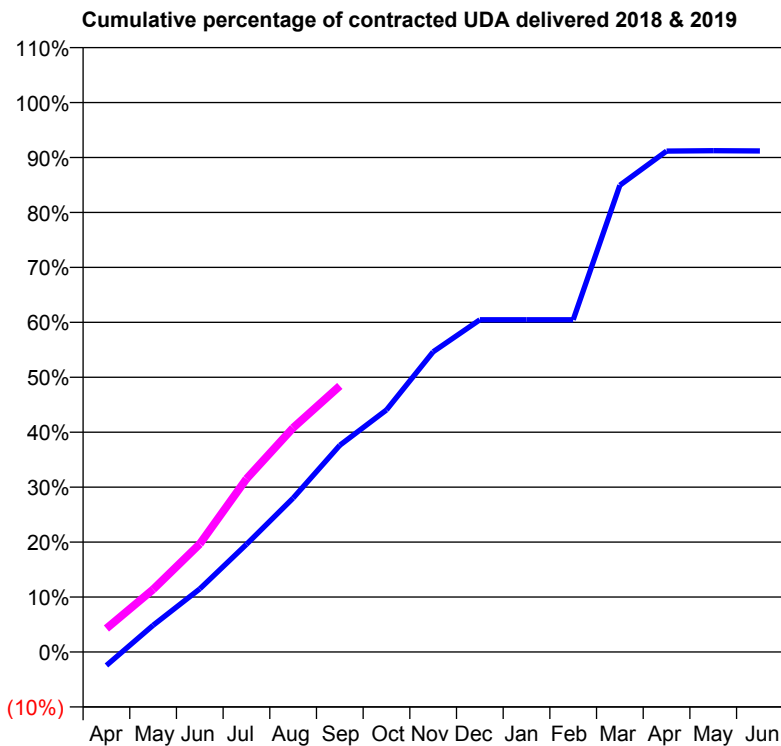
18/19 Contracted general activity (UDA)	17,740
Carry forward general activity (UDA)	0
18/19 Contracted orthodontic activity (UOA)	0
Carry forward orthodontic activity (UOA)	0
Baseline contract value	£595,845.17

ACCESS*

Patients seen in 24 months	Total	Change since previous quarter
Quarter ending September 2017	8,318	
Quarter ending December 2017	8,350	→
Quarter ending March 2018	8,706	↑
Quarter ending June 2018	8,869	→
Quarter ending September 2018	8,965	→
Variance since September 2017	7.8%	↑



ACTIVITY



Month	Adjusted Scheduled Activity (UDA)	
	2018	2019
April	-435	760
May	864	2,023
June	2,039	3,490
July	3,478	5,588
August	4,970	7,237
September	6,674	8,588
October	7,817	
November	9,692	
December	10,724	
January	10,724	
February	10,724	
March	15,068	
April	16,171	
May	16,182	
June	16,176	

QUALITY

	Quantity	Base Number	Contract	AT	Region	England
% of FP17s for the same patient ID Re-attending within 3 months - Children	94	1,656	5.7%	9.9%	11.5%	11.6%
% of FP17s for the same patient ID Re-attending within 3 months - Adults	545	3,674	14.8%	15.2%	16.5%	15.5%
% of FP17s for the same patient ID Re-attending between 3 & 9 months - Children	703	1,656	42.5%	48.8%	48.5%	58.8%
% of FP17s for the same patient ID Re-attending between 3 & 9 months - Adults	1,160	3,674	31.6%	38.8%	39.1%	51.1%
% of FP17s for Band 1 Urgent Courses	521	4,423	11.8%	10.1%	10.6%	9.0%
% of FP17s Relating to Free Repair or Replacements	39	4,423	0.9%	0.6%	0.5%	0.8%
% of FP17s Relating to Continuations	23	4,423	0.5%	0.8%	0.7%	0.9%
% of Patients satisfied with the dentistry they have received	3	3	N/A	91.6%	90.5%	93.3%
% of Patients satisfied with the time they had to wait for an appointment	3	3	N/A	87.5%	85.1%	88.9%

* This is based on patients treated on this contract for their most recent course of treatment. Figures in italics indicate the base number of FP17s or Patient Questionnaire responses are less than 100. N/A is shown where the base number of responses is less than 10 during the period. % is calculated as Quantity/Base number*100

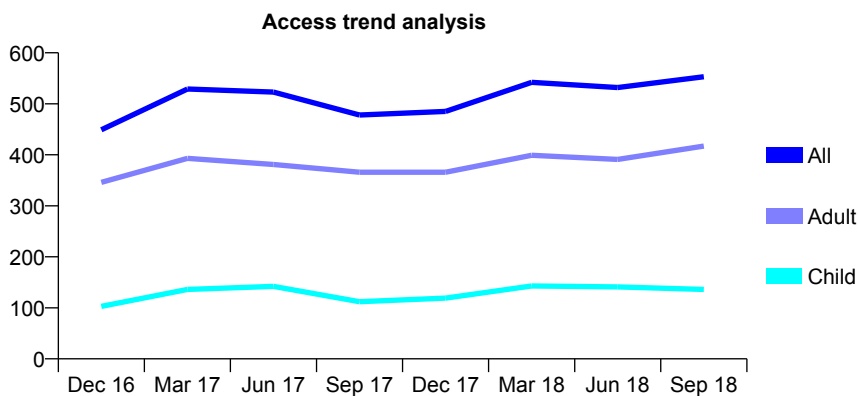
Q63 - Vital Signs At a Glance Contract Report for 185663/0002 - September 2018

Name or company name	Perry Vale Dental Limited
Contract type name	PDS Contract
Purpose of contract	General
Contract start date	01/04/2010
Contract end date	31/03/2019

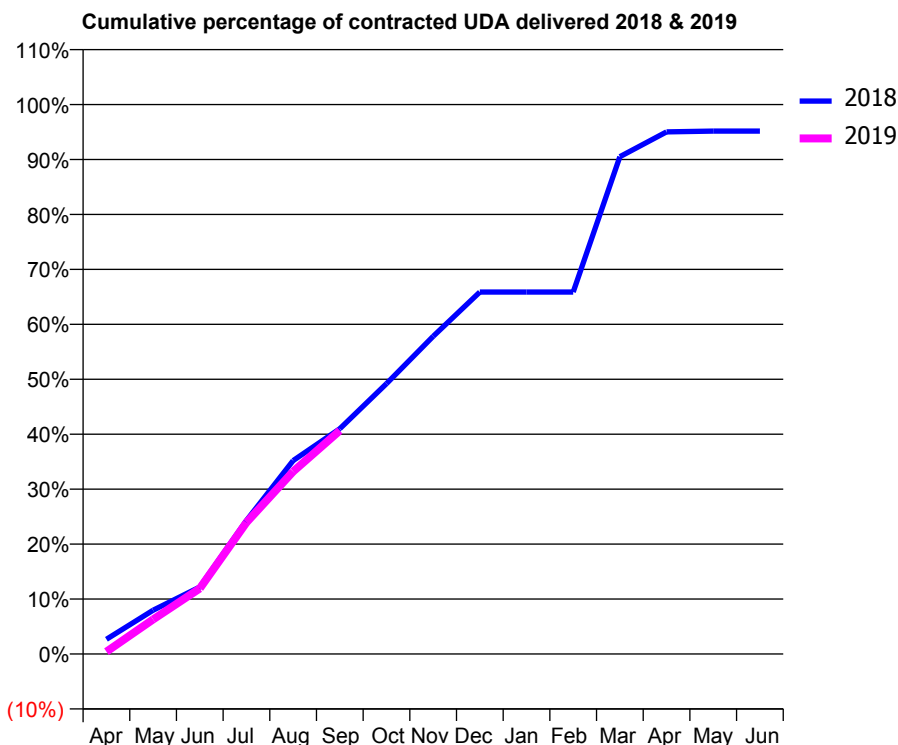
18/19 Contracted general activity (UDA)	2,100
Carry forward general activity (UDA)	0
18/19 Contracted orthodontic activity (UOA)	0
Carry forward orthodontic activity (UOA)	0
Baseline contract value	£173,398.43

ACCESS*

Patients seen in 24 months	Total	Change since previous quarter
Quarter ending September 2017	478	
Quarter ending December 2017	485	→
Quarter ending March 2018	542	↑
Quarter ending June 2018	532	↓
Quarter ending September 2018	553	↑
Variance since September 2017	15.7%	↑



ACTIVITY



Adjusted Scheduled Activity (UDA)		
Month	2018	2019
April	56	9
May	167	132
June	256	250
July	510	503
August	739	697
September	861	854
October	1,033	
November	1,214	
December	1,383	
January	1,383	
February	1,383	
March	1,900	
April	1,996	
May	1,999	
June	1,999	

QUALITY

	Quantity	Base Number	Contract	AT	Region	England
% of FP17s for the same patient ID Re-attending within 3 months - Children	1	94	1.1%	9.9%	11.5%	11.6%
% of FP17s for the same patient ID Re-attending within 3 months - Adults	2	206	1.0%	15.2%	16.5%	15.5%
% of FP17s for the same patient ID Re-attending between 3 & 9 months - Children	0	94	0.0%	48.8%	48.5%	58.8%
% of FP17s for the same patient ID Re-attending between 3 & 9 months - Adults	7	206	3.4%	38.8%	39.1%	51.1%
% of FP17s for Band 1 Urgent Courses	8	262	3.1%	10.1%	10.6%	9.0%
% of FP17s Relating to Free Repair or Replacements	0	262	0.0%	0.6%	0.5%	0.8%
% of FP17s Relating to Continuations	2	262	0.8%	0.8%	0.7%	0.9%
% of Patients satisfied with the dentistry they have received	0	0	N/A	91.6%	90.5%	93.3%
% of Patients satisfied with the time they had to wait for an appointment	0	0	N/A	87.5%	85.1%	88.9%

* This is based on patients treated on this contract for their most recent course of treatment. Figures in italics indicate the base number of FP17s or Patient Questionnaire responses are less than 100. N/A is shown where the base number of responses is less than 10 during the period. % is calculated as Quantity/Base number*100

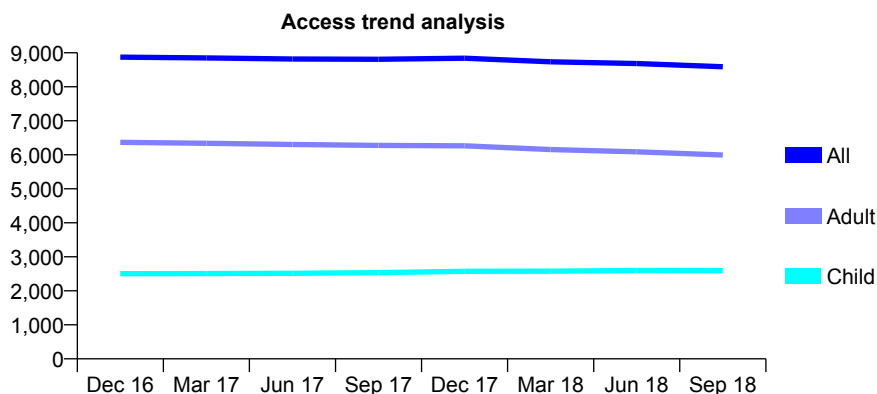
Q63 - Vital Signs At a Glance Contract Report for 186198/0001 - September 2018

Name or company name	S Cowley, R Ingham and J Angelo
Contract type name	GDS Contract
Purpose of contract	General
Contract start date	03/12/2012
Contract end date	

18/19 Contracted general activity (UDA)	29,500
Carry forward general activity (UDA)	804
18/19 Contracted orthodontic activity (UOA)	0
Carry forward orthodontic activity (UOA)	0
Baseline contract value	£831,221.86

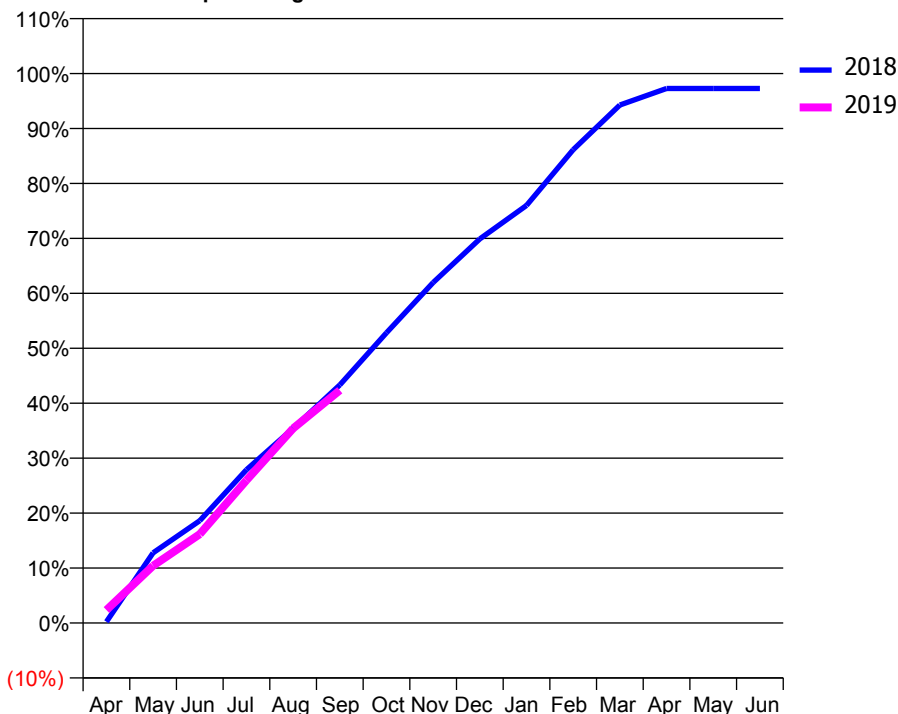
ACCESS*

Patients seen in 24 months	Total	Change since previous quarter
Quarter ending September 2017	8,811	
Quarter ending December 2017	8,841	→
Quarter ending March 2018	8,734	↓
Quarter ending June 2018	8,686	→
Quarter ending September 2018	8,590	↓
Variance since September 2017	(2.5%)	↓



ACTIVITY

Cumulative percentage of contracted UDA delivered 2018 & 2019



Month	Adjusted Scheduled Activity (UDA)	
	2018	2019
April	66	695
May	3,768	3,076
June	5,494	4,773
July	8,230	7,666
August	10,457	10,452
September	12,782	12,493
October	15,581	
November	18,279	
December	20,623	
January	22,415	
February	25,409	
March	27,810	
April	28,694	
May	28,696	
June	28,696	

QUALITY

	Quantity	Base Number	Contract	AT	Region	England
% of FP17s for the same patient ID Re-attending within 3 months - Children	139	1,785	7.8%	9.9%	11.5%	11.6%
% of FP17s for the same patient ID Re-attending within 3 months - Adults	455	3,306	13.8%	15.2%	16.5%	15.5%
% of FP17s for the same patient ID Re-attending between 3 & 9 months - Children	1,001	1,785	56.1%	48.8%	48.5%	58.8%
% of FP17s for the same patient ID Re-attending between 3 & 9 months - Adults	1,370	3,306	41.4%	38.8%	39.1%	51.1%
% of FP17s for Band 1 Urgent Courses	414	4,786	8.7%	10.1%	10.6%	9.0%
% of FP17s Relating to Free Repair or Replacements	29	4,786	0.6%	0.6%	0.5%	0.8%
% of FP17s Relating to Continuations	79	4,786	1.7%	0.8%	0.7%	0.9%
% of Patients satisfied with the dentistry they have received	0	0	N/A	91.6%	90.5%	93.3%
% of Patients satisfied with the time they had to wait for an appointment	0	0	N/A	87.5%	85.1%	88.9%

* This is based on patients treated on this contract for their most recent course of treatment. Figures in italics indicate the base number of FP17s or Patient Questionnaire responses are less than 100. N/A is shown where the base number of responses is less than 10 during the period. % is calculated as Quantity/Base number*100

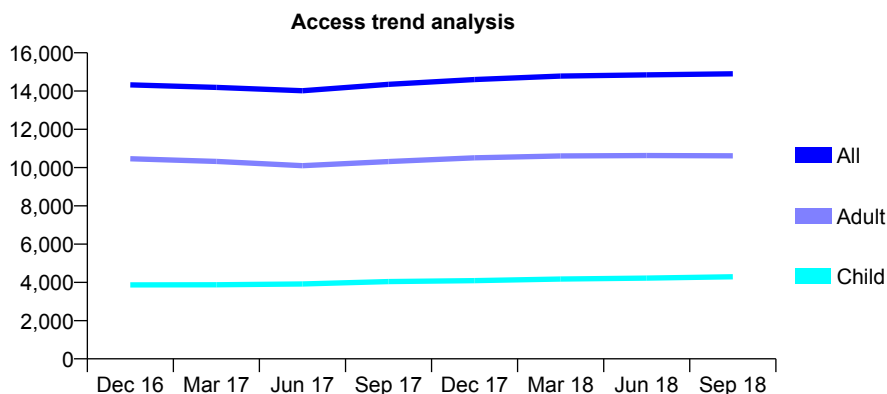
Q63 - Vital Signs At a Glance Contract Report for 186228/0001 - September 2018

Name or company name	Bexleyheath Dental Practice Ltd
Contract type name	GDS Contract
Purpose of contract	General
Contract start date	01/04/2010
Contract end date	

18/19 Contracted general activity (UDA)	33,247
Carry forward general activity (UDA)	-190
18/19 Contracted orthodontic activity (UOA)	0
Carry forward orthodontic activity (UOA)	0
Baseline contract value	£992,219.70

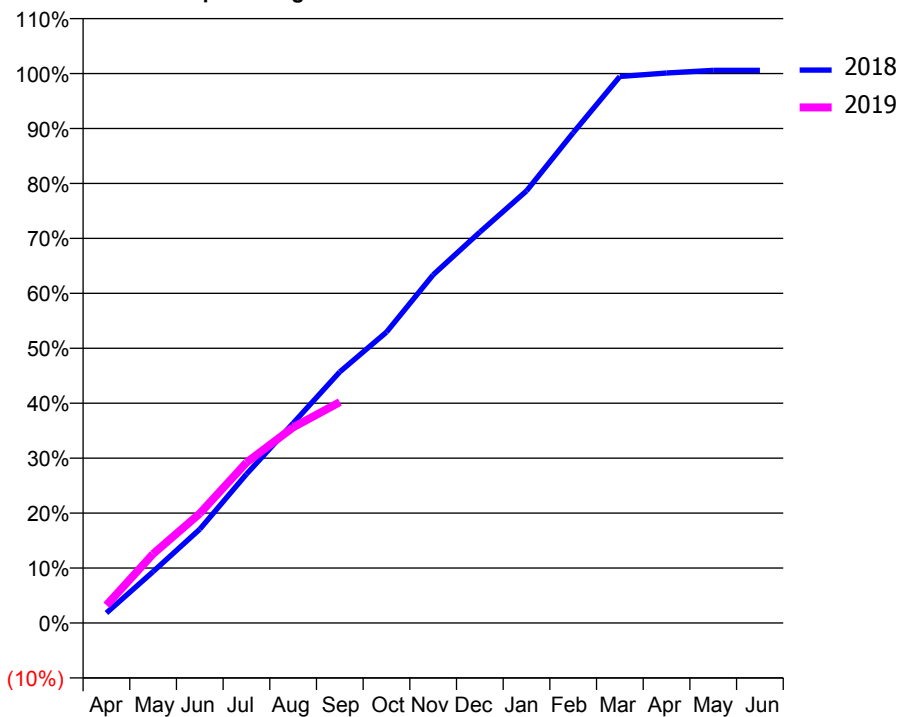
ACCESS*

Patients seen in 24 months	Total	Change since previous quarter
Quarter ending September 2017	14,353	
Quarter ending December 2017	14,604	→
Quarter ending March 2018	14,781	→
Quarter ending June 2018	14,848	→
Quarter ending September 2018	14,902	→
Variance since September 2017	3.8%	↑



ACTIVITY

Cumulative percentage of contracted UDA delivered 2018 & 2019



Month	Adjusted Scheduled Activity (UDA)	
	2018	2019
April	605	1,080
May	3,074	4,180
June	5,616	6,629
July	8,905	9,707
August	11,961	11,839
September	15,033	13,363
October	17,408	
November	20,836	
December	23,396	
January	25,854	
February	29,336	
March	32,701	
April	32,912	
May	33,069	
June	33,072	

QUALITY

	Quantity	Base Number	Contract	AT	Region	England
% of FP17s for the same patient ID Re-attending within 3 months - Children	156	2,313	6.7%	9.9%	11.5%	11.6%
% of FP17s for the same patient ID Re-attending within 3 months - Adults	504	4,597	11.0%	15.2%	16.5%	15.5%
% of FP17s for the same patient ID Re-attending between 3 & 9 months - Children	920	2,313	39.8%	48.8%	48.5%	58.8%
% of FP17s for the same patient ID Re-attending between 3 & 9 months - Adults	1,426	4,597	31.0%	38.8%	39.1%	51.1%
% of FP17s for Band 1 Urgent Courses	656	6,713	9.8%	10.1%	10.6%	9.0%
% of FP17s Relating to Free Repair or Replacements	12	6,713	0.2%	0.6%	0.5%	0.8%
% of FP17s Relating to Continuations	54	6,713	0.8%	0.8%	0.7%	0.9%
% of Patients satisfied with the dentistry they have received	6	6	N/A	91.6%	90.5%	93.3%
% of Patients satisfied with the time they had to wait for an appointment	6	6	N/A	87.5%	85.1%	88.9%

* This is based on patients treated on this contract for their most recent course of treatment. Figures in italics indicate the base number of FP17s or Patient Questionnaire responses are less than 100. N/A is shown where the base number of responses is less than 10 during the period. % is calculated as Quantity/Base number*100

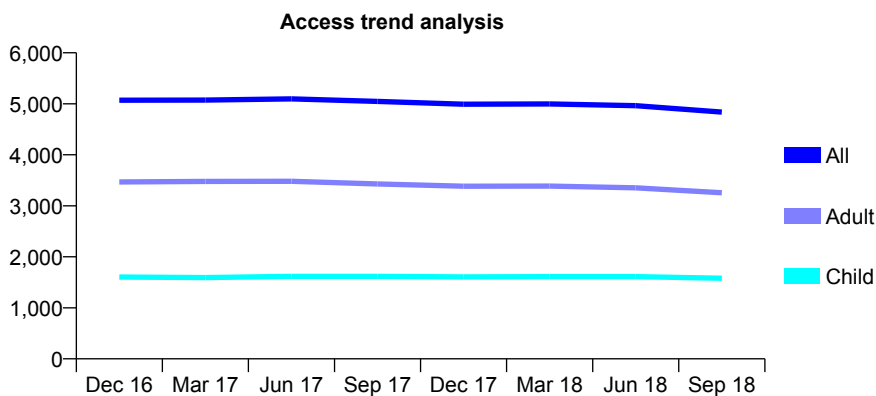
Q63 - Vital Signs At a Glance Contract Report for 186910/0001 - September 2018

Name or company name	Dentistree Battersea
Contract type name	GDS Contract
Purpose of contract	General
Contract start date	28/03/2013
Contract end date	

18/19 Contracted general activity (UDA)	11,500
Carry forward general activity (UDA)	28
18/19 Contracted orthodontic activity (UOA)	0
Carry forward orthodontic activity (UOA)	0
Baseline contract value	£324,102.83

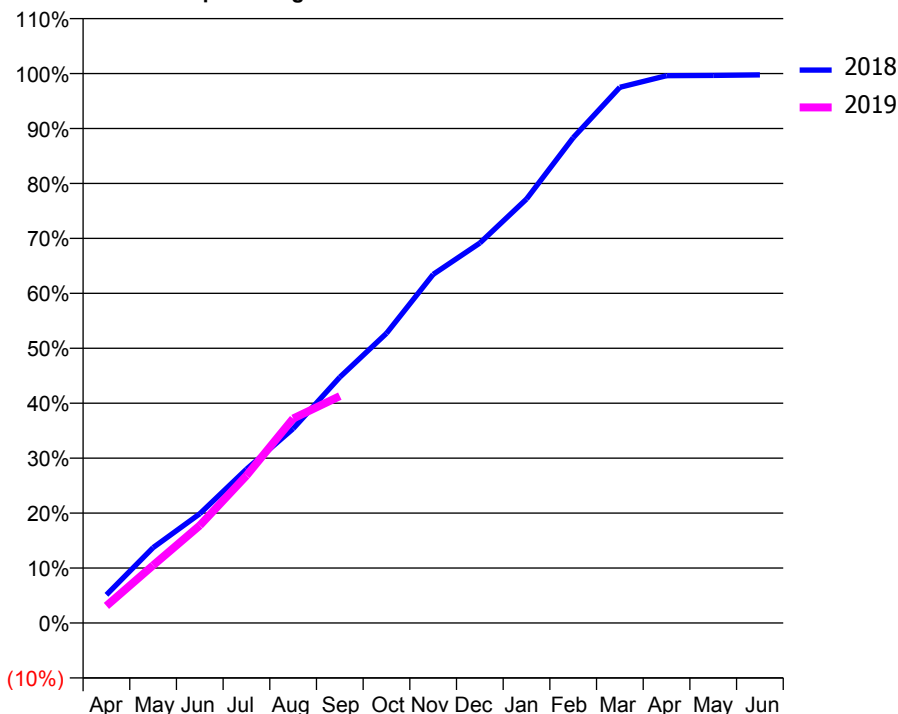
ACCESS*

Patients seen in 24 months	Total	Change since previous quarter
Quarter ending September 2017	5,046	
Quarter ending December 2017	4,992	↓
Quarter ending March 2018	4,998	→
Quarter ending June 2018	4,964	→
Quarter ending September 2018	4,837	↓
Variance since September 2017	(4.1%)	↓



ACTIVITY

Cumulative percentage of contracted UDA delivered 2018 & 2019



Month	Adjusted Scheduled Activity (UDA)	
	2018	2019
April	591	360
May	1,577	1,206
June	2,288	2,041
July	3,218	3,086
August	4,068	4,279
September	5,146	4,749
October	6,063	
November	7,295	
December	7,951	
January	8,873	
February	10,156	
March	11,210	
April	11,455	
May	11,459	
June	11,472	

QUALITY

	Quantity	Base Number	Contract	AT	Region	England
% of FP17s for the same patient ID Re-attending within 3 months - Children	67	1,162	5.8%	9.9%	11.5%	11.6%
% of FP17s for the same patient ID Re-attending within 3 months - Adults	235	1,802	13.0%	15.2%	16.5%	15.5%
% of FP17s for the same patient ID Re-attending between 3 & 9 months - Children	772	1,162	66.4%	48.8%	48.5%	58.8%
% of FP17s for the same patient ID Re-attending between 3 & 9 months - Adults	760	1,802	42.2%	38.8%	39.1%	51.1%
% of FP17s for Band 1 Urgent Courses	271	2,812	9.6%	10.1%	10.6%	9.0%
% of FP17s Relating to Free Repair or Replacements	11	2,812	0.4%	0.6%	0.5%	0.8%
% of FP17s Relating to Continuations	6	2,812	0.2%	0.8%	0.7%	0.9%
% of Patients satisfied with the dentistry they have received	2	2	N/A	91.6%	90.5%	93.3%
% of Patients satisfied with the time they had to wait for an appointment	2	2	N/A	87.5%	85.1%	88.9%

* This is based on patients treated on this contract for their most recent course of treatment. Figures in italics indicate the base number of FP17s or Patient Questionnaire responses are less than 100. N/A is shown where the base number of responses is less than 10 during the period. % is calculated as Quantity/Base number*100

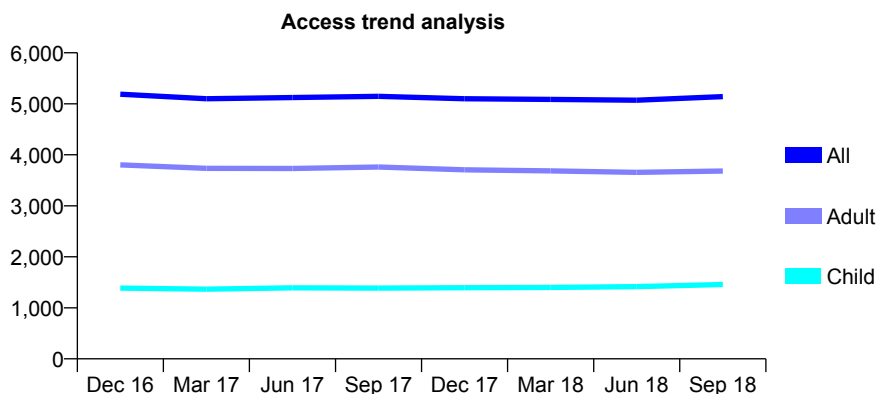
Q63 - Vital Signs At a Glance Contract Report for 186937/0001 - September 2018

Name or company name	Dr A.K. Patel & Dr S.N. Patel
Contract type name	GDS Contract
Purpose of contract	General
Contract start date	01/03/2008
Contract end date	

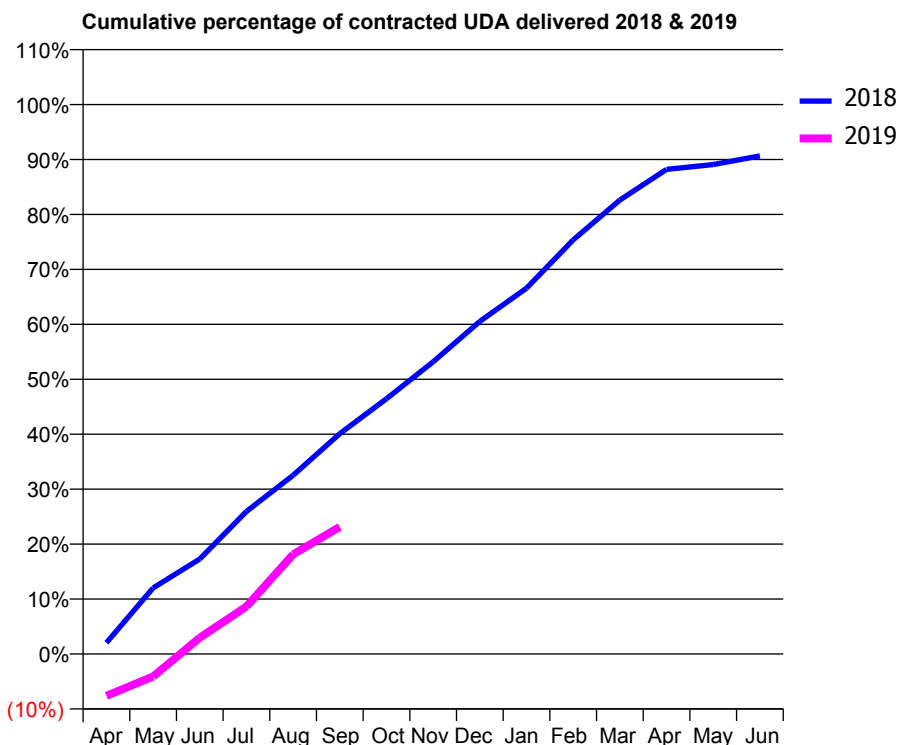
18/19 Contracted general activity (UDA)	15,553
Carry forward general activity (UDA)	1,455
18/19 Contracted orthodontic activity (UOA)	0
Carry forward orthodontic activity (UOA)	0
Baseline contract value	£440,723.00

ACCESS*

Patients seen in 24 months	Total	Change since previous quarter
Quarter ending September 2017	5,147	
Quarter ending December 2017	5,099	→
Quarter ending March 2018	5,086	→
Quarter ending June 2018	5,071	→
Quarter ending September 2018	5,140	→
Variance since September 2017	(0.1%)	→



ACTIVITY



Adjusted Scheduled Activity (UDA)		
Month	2018	2019
April	319	-1,186
May	1,870	-639
June	2,691	462
July	4,037	1,347
August	5,060	2,822
September	6,236	3,598
October	7,227	
November	8,273	
December	9,415	
January	10,353	
February	11,719	
March	12,849	
April	13,719	
May	13,854	
June	14,098	

QUALITY

	Quantity	Base Number	Contract	AT	Region	England
% of FP17s for the same patient ID Re-attending within 3 months - Children	83	918	9.0%	9.9%	11.5%	11.6%
% of FP17s for the same patient ID Re-attending within 3 months - Adults	296	1,809	16.4%	15.2%	16.5%	15.5%
% of FP17s for the same patient ID Re-attending between 3 & 9 months - Children	426	918	46.4%	48.8%	48.5%	58.8%
% of FP17s for the same patient ID Re-attending between 3 & 9 months - Adults	588	1,809	32.5%	38.8%	39.1%	51.1%
% of FP17s for Band 1 Urgent Courses	308	2,300	13.4%	10.1%	10.6%	9.0%
% of FP17s Relating to Free Repair or Replacements	22	2,300	1.0%	0.6%	0.5%	0.8%
% of FP17s Relating to Continuations	33	2,300	1.4%	0.8%	0.7%	0.9%
% of Patients satisfied with the dentistry they have received	0	0	N/A	91.6%	90.5%	93.3%
% of Patients satisfied with the time they had to wait for an appointment	0	0	N/A	87.5%	85.1%	88.9%

* This is based on patients treated on this contract for their most recent course of treatment. Figures in italics indicate the base number of FP17s or Patient Questionnaire responses are less than 100. N/A is shown where the base number of responses is less than 10 during the period. % is calculated as Quantity/Base number*100

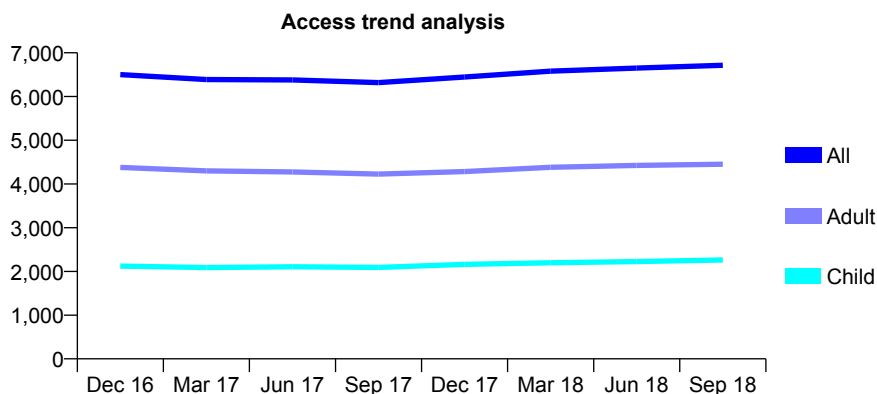
Q63 - Vital Signs At a Glance Contract Report for 187054/0001 - September 2018

Name or company name	Dr Jiten Patel and Dr Svinita Rina Bhavna f
Contract type name	GDS Contract
Purpose of contract	General
Contract start date	06/02/2014
Contract end date	

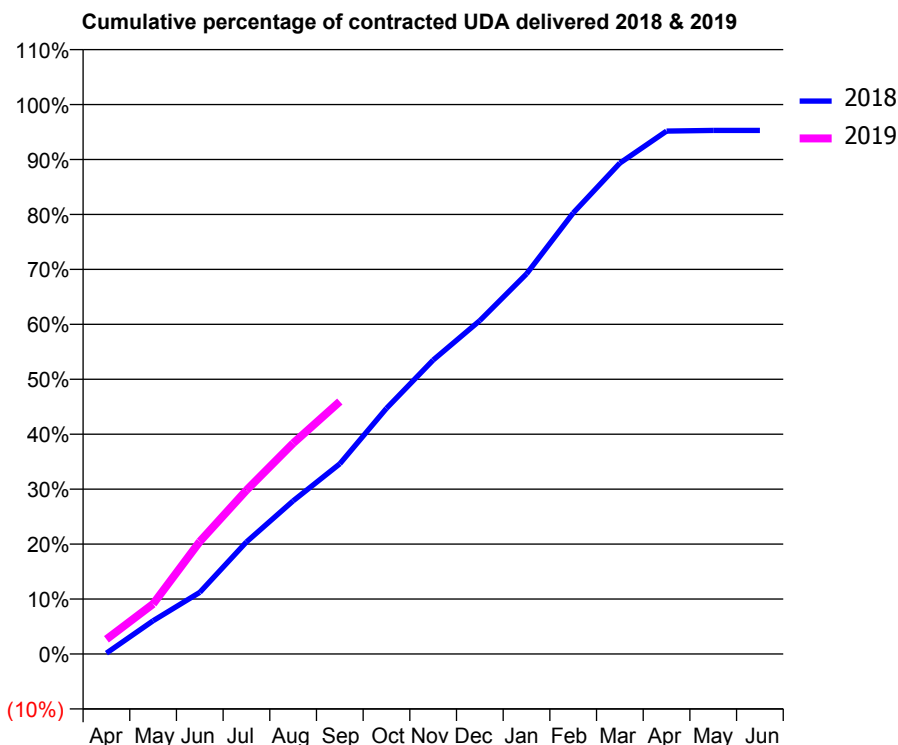
18/19 Contracted general activity (UDA)	14,029
Carry forward general activity (UDA)	0
18/19 Contracted orthodontic activity (UOA)	0
Carry forward orthodontic activity (UOA)	0
Baseline contract value	£336,915.26

ACCESS*

Patients seen in 24 months	Total	Change since previous quarter
Quarter ending September 2017	6,319	
Quarter ending December 2017	6,447	↑
Quarter ending March 2018	6,581	↑
Quarter ending June 2018	6,650	→
Quarter ending September 2018	6,716	→
Variance since September 2017	6.3%	↑



ACTIVITY



Adjusted Scheduled Activity (UDA)		
Month	2018	2019
April	22	375
May	848	1,278
June	1,576	2,870
July	2,861	4,184
August	3,911	5,381
September	4,855	6,447
October	6,272	
November	7,505	
December	8,514	
January	9,704	
February	11,259	
March	12,533	
April	13,349	
May	13,367	
June	13,367	

QUALITY

	Quantity	Base Number	Contract	AT	Region	England
% of FP17s for the same patient ID Re-attending within 3 months - Children	83	1,444	5.7%	9.9%	11.5%	11.6%
% of FP17s for the same patient ID Re-attending within 3 months - Adults	321	2,487	12.9%	15.2%	16.5%	15.5%
% of FP17s for the same patient ID Re-attending between 3 & 9 months - Children	758	1,444	52.5%	48.8%	48.5%	58.8%
% of FP17s for the same patient ID Re-attending between 3 & 9 months - Adults	1,043	2,487	41.9%	38.8%	39.1%	51.1%
% of FP17s for Band 1 Urgent Courses	449	3,679	12.2%	10.1%	10.6%	9.0%
% of FP17s Relating to Free Repair or Replacements	12	3,679	0.3%	0.6%	0.5%	0.8%
% of FP17s Relating to Continuations	7	3,679	0.2%	0.8%	0.7%	0.9%
% of Patients satisfied with the dentistry they have received	3	3	N/A	91.6%	90.5%	93.3%
% of Patients satisfied with the time they had to wait for an appointment	2	3	N/A	87.5%	85.1%	88.9%

* This is based on patients treated on this contract for their most recent course of treatment. Figures in italics indicate the base number of FP17s or Patient Questionnaire responses are less than 100. N/A is shown where the base number of responses is less than 10 during the period. % is calculated as Quantity/Base number*100

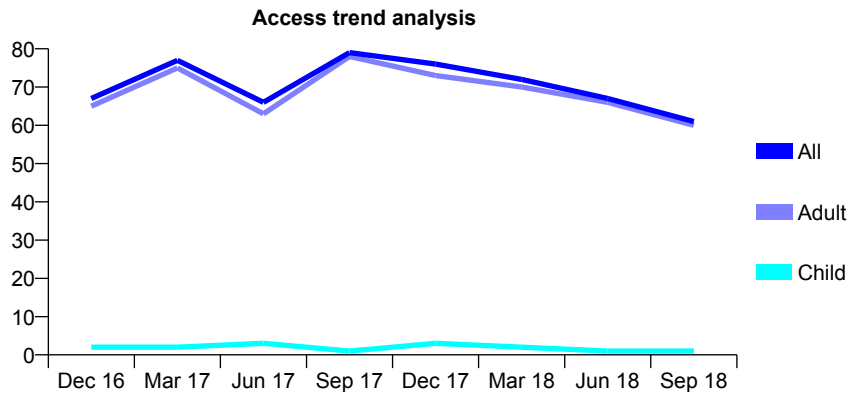
Q63 - Vital Signs At a Glance Contract Report for 187100/0001 - September 2018

Name or company name	V Jasani-DwSI Endodontics
Contract type name	PDS Contract
Purpose of contract	General
Contract start date	20/04/2009
Contract end date	31/03/2019

18/19 Contracted general activity (UDA)	300
Carry forward general activity (UDA)	0
18/19 Contracted orthodontic activity (UOA)	0
Carry forward orthodontic activity (UOA)	0
Baseline contract value	£41,945.07

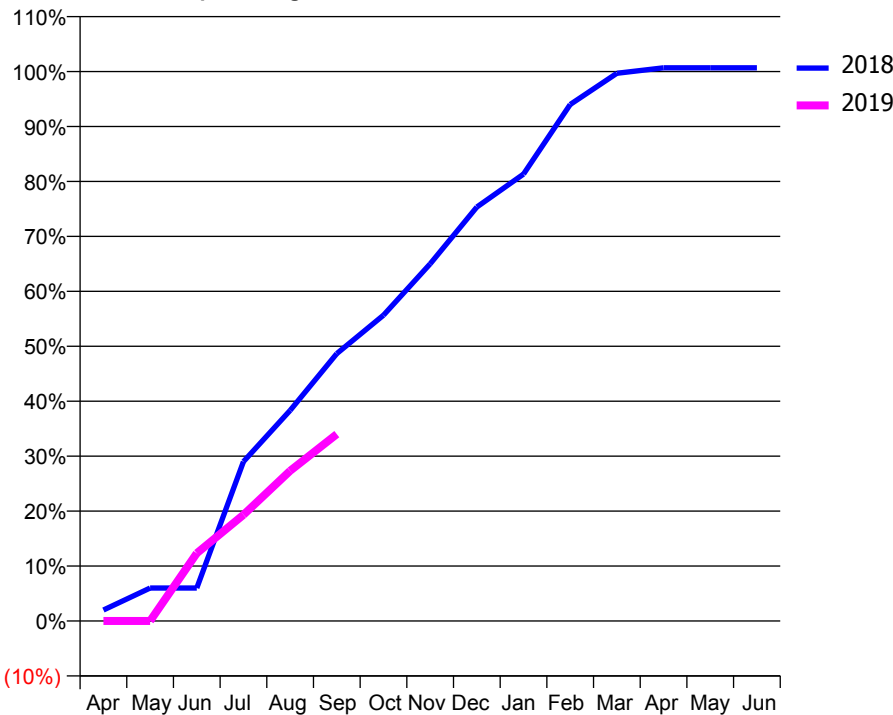
ACCESS*

Patients seen in 24 months	Total	Change since previous quarter
Quarter ending September 2017	79	
Quarter ending December 2017	76	↓
Quarter ending March 2018	72	↓
Quarter ending June 2018	67	↓
Quarter ending September 2018	61	↓
Variance since September 2017	(22.8%)	↓



ACTIVITY

Cumulative percentage of contracted UDA delivered 2018 & 2019



Month	Adjusted Scheduled Activity (UDA)	
	2018	2019
April	6	0
May	18	0
June	18	37
July	87	58
August	115	82
September	146	102
October	167	
November	195	
December	226	
January	244	
February	282	
March	299	
April	302	
May	302	
June	302	

QUALITY

	Quantity	Base Number	Contract	AT	Region	England
% of FP17s for the same patient ID Re-attending within 3 months - Children	0	4	0.0%	9.9%	11.5%	11.6%
% of FP17s for the same patient ID Re-attending within 3 months - Adults	3	35	8.6%	15.2%	16.5%	15.5%
% of FP17s for the same patient ID Re-attending between 3 & 9 months - Children	0	4	0.0%	48.8%	48.5%	58.8%
% of FP17s for the same patient ID Re-attending between 3 & 9 months - Adults	1	35	2.9%	38.8%	39.1%	51.1%
% of FP17s for Band 1 Urgent Courses	0	38	0.0%	10.1%	10.6%	9.0%
% of FP17s Relating to Free Repair or Replacements	0	38	0.0%	0.6%	0.5%	0.8%
% of FP17s Relating to Continuations	0	38	0.0%	0.8%	0.7%	0.9%
% of Patients satisfied with the dentistry they have received	0	0	N/A	91.6%	90.5%	93.3%
% of Patients satisfied with the time they had to wait for an appointment	0	0	N/A	87.5%	85.1%	88.9%

* This is based on patients treated on this contract for their most recent course of treatment. Figures in italics indicate the base number of FP17s or Patient Questionnaire responses are less than 100. N/A is shown where the base number of responses is less than 10 during the period. % is calculated as Quantity/Base number*100

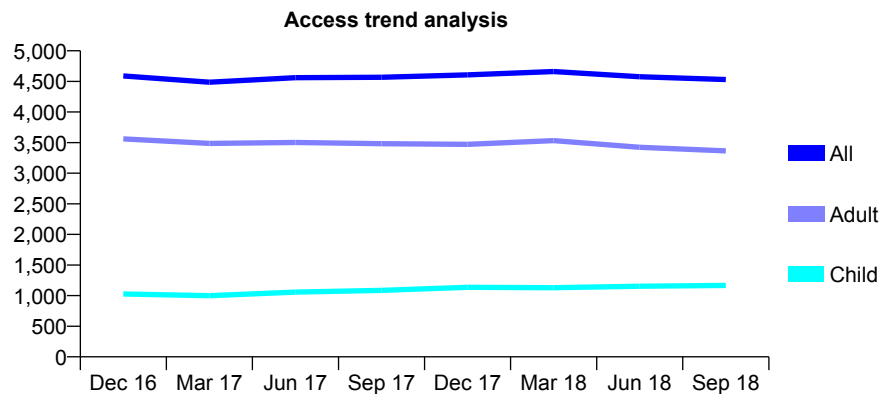
Q63 - Vital Signs At a Glance Contract Report for 187488/0001 - September 2018

Name or company name	Purley Dental Care
Contract type name	GDS Contract
Purpose of contract	General
Contract start date	20/06/2012
Contract end date	

18/19 Contracted general activity (UDA)	10,771
Carry forward general activity (UDA)	-133
18/19 Contracted orthodontic activity (UOA)	0
Carry forward orthodontic activity (UOA)	0
Baseline contract value	£244,079.97

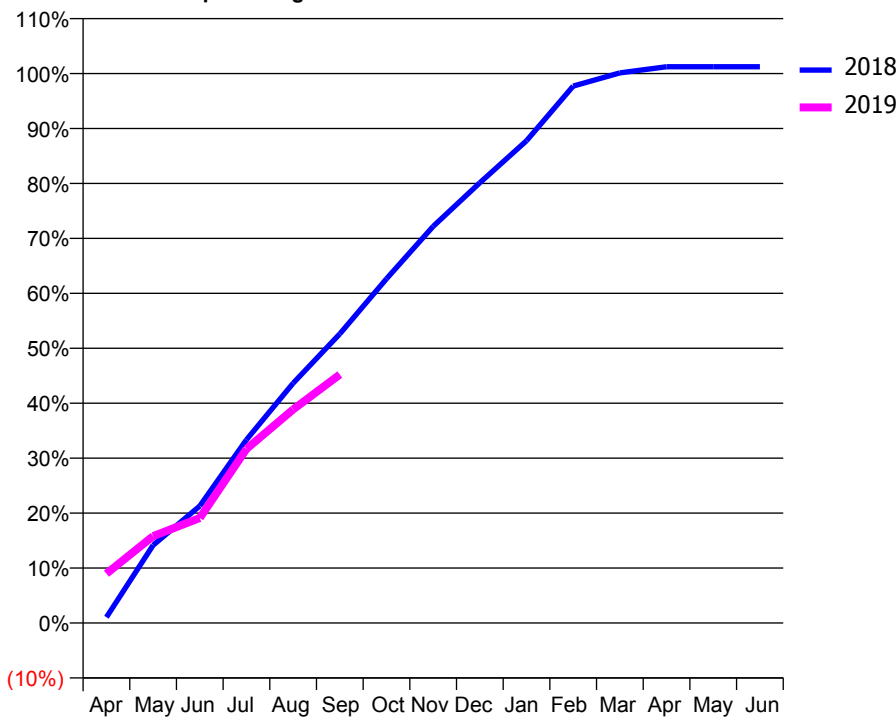
ACCESS*

Patients seen in 24 months	Total	Change since previous quarter
Quarter ending September 2017	4,568	
Quarter ending December 2017	4,607	→
Quarter ending March 2018	4,662	→
Quarter ending June 2018	4,577	↓
Quarter ending September 2018	4,531	↓
Variance since September 2017	(0.8%)	→



ACTIVITY

Cumulative percentage of contracted UDA delivered 2018 & 2019



Month	Adjusted Scheduled Activity (UDA)	
	2018	2019
April	114	969
May	1,526	1,702
June	2,293	2,058
July	3,591	3,414
August	4,700	4,187
September	5,668	4,870
October	6,747	
November	7,775	
December	8,629	
January	9,452	
February	10,524	
March	10,783	
April	10,904	
May	10,904	
June	10,904	

QUALITY

	Quantity	Base Number	Contract	AT	Region	England
% of FP17s for the same patient ID Re-attending within 3 months - Children	34	662	5.1%	9.9%	11.5%	11.6%
% of FP17s for the same patient ID Re-attending within 3 months - Adults	153	1,692	9.0%	15.2%	16.5%	15.5%
% of FP17s for the same patient ID Re-attending between 3 & 9 months - Children	275	662	41.5%	48.8%	48.5%	58.8%
% of FP17s for the same patient ID Re-attending between 3 & 9 months - Adults	775	1,692	45.8%	38.8%	39.1%	51.1%
% of FP17s for Band 1 Urgent Courses	178	2,306	7.7%	10.1%	10.6%	9.0%
% of FP17s Relating to Free Repair or Replacements	24	2,306	1.0%	0.6%	0.5%	0.8%
% of FP17s Relating to Continuations	27	2,306	1.2%	0.8%	0.7%	0.9%
% of Patients satisfied with the dentistry they have received	1	1	N/A	91.6%	90.5%	93.3%
% of Patients satisfied with the time they had to wait for an appointment	1	1	N/A	87.5%	85.1%	88.9%

* This is based on patients treated on this contract for their most recent course of treatment. Figures in italics indicate the base number of FP17s or Patient Questionnaire responses are less than 100. N/A is shown where the base number of responses is less than 10 during the period. % is calculated as Quantity/Base number*100

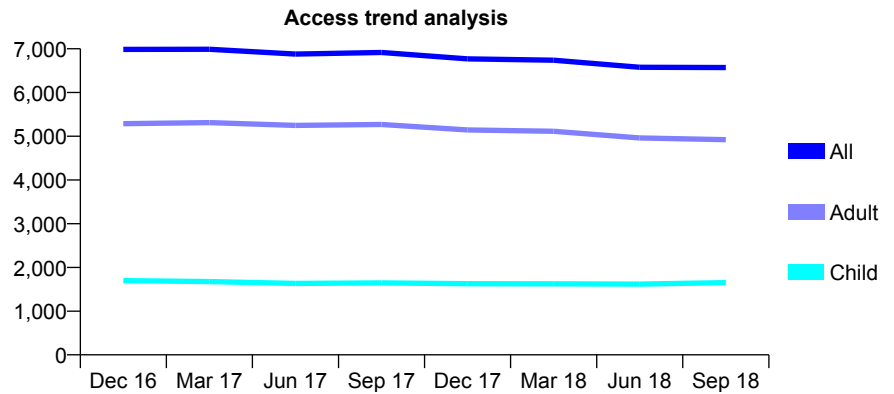
Q63 - Vital Signs At a Glance Contract Report for 188794/0001 - September 2018

Name or company name	Dr P Patel & Dr R Chadha
Contract type name	GDS Contract
Purpose of contract	General
Contract start date	01/04/2014
Contract end date	

18/19 Contracted general activity (UDA)	17,100
Carry forward general activity (UDA)	-106
18/19 Contracted orthodontic activity (UOA)	0
Carry forward orthodontic activity (UOA)	0
Baseline contract value	£601,988.96

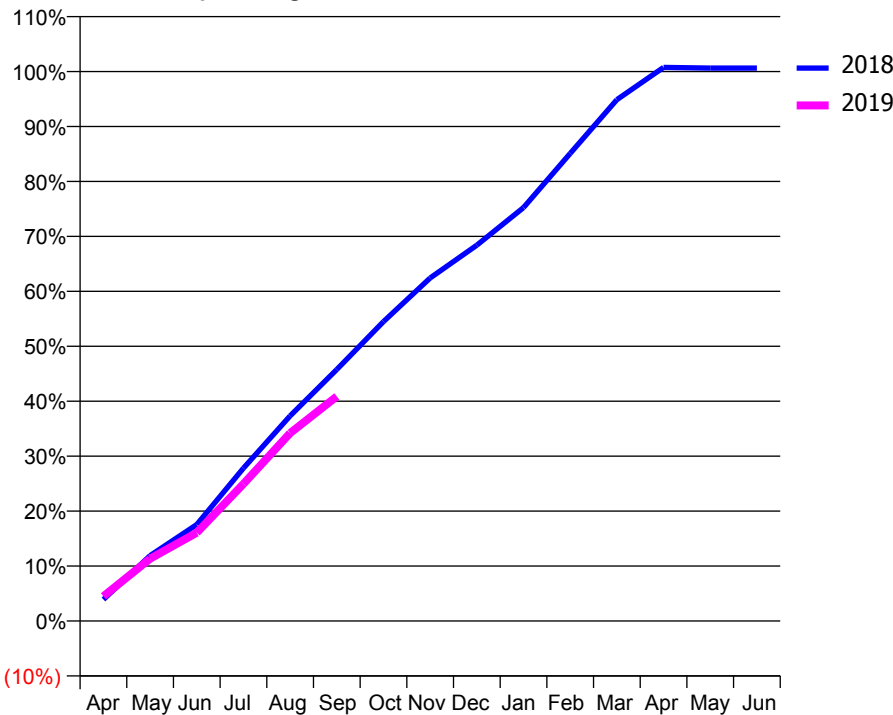
ACCESS*

Patients seen in 24 months	Total	Change since previous quarter
Quarter ending September 2017	6,916	
Quarter ending December 2017	6,771	↓
Quarter ending March 2018	6,738	→
Quarter ending June 2018	6,579	↓
Quarter ending September 2018	6,572	→
Variance since September 2017	(5.0%)	↓



ACTIVITY

Cumulative percentage of contracted UDA delivered 2018 & 2019



Month	Adjusted Scheduled Activity (UDA)	
	2018	2019
April	670	770
May	2,036	1,938
June	3,004	2,748
July	4,758	4,267
August	6,386	5,850
September	7,830	6,988
October	9,319	
November	10,676	
December	11,694	
January	12,867	
February	14,550	
March	16,221	
April	17,226	
May	17,205	
June	17,206	

QUALITY

	Quantity	Base Number	Contract	AT	Region	England
% of FP17s for the same patient ID Re-attending within 3 months - Children	99	1,022	9.7%	9.9%	11.5%	11.6%
% of FP17s for the same patient ID Re-attending within 3 months - Adults	404	2,417	16.7%	15.2%	16.5%	15.5%
% of FP17s for the same patient ID Re-attending between 3 & 9 months - Children	404	1,022	39.5%	48.8%	48.5%	58.8%
% of FP17s for the same patient ID Re-attending between 3 & 9 months - Adults	852	2,417	35.3%	38.8%	39.1%	51.1%
% of FP17s for Band 1 Urgent Courses	377	3,130	12.0%	10.1%	10.6%	9.0%
% of FP17s Relating to Free Repair or Replacements	18	3,130	0.6%	0.6%	0.5%	0.8%
% of FP17s Relating to Continuations	40	3,130	1.3%	0.8%	0.7%	0.9%
% of Patients satisfied with the dentistry they have received	3	3	N/A	91.6%	90.5%	93.3%
% of Patients satisfied with the time they had to wait for an appointment	3	3	N/A	87.5%	85.1%	88.9%

* This is based on patients treated on this contract for their most recent course of treatment. Figures in italics indicate the base number of FP17s or Patient Questionnaire responses are less than 100. N/A is shown where the base number of responses is less than 10 during the period. % is calculated as Quantity/Base number*100

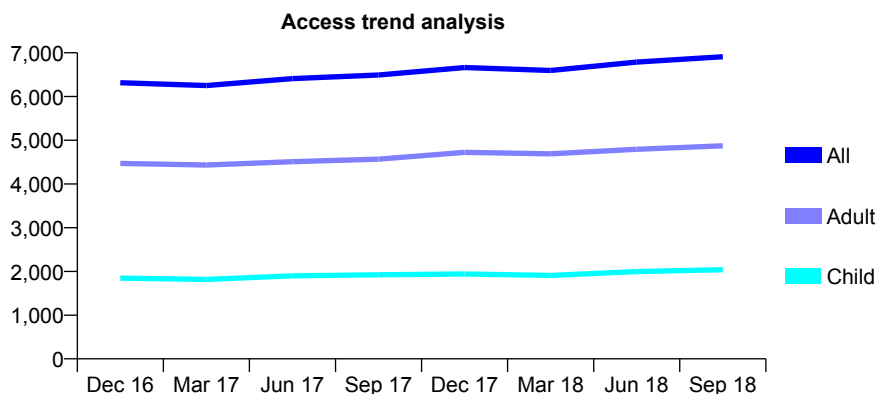
Q63 - Vital Signs At a Glance Contract Report for 188824/0001 - September 2018

Name or company name	Dr S Balachandran and Dr D Chellappah
Contract type name	GDS Contract
Purpose of contract	General
Contract start date	01/01/2013
Contract end date	

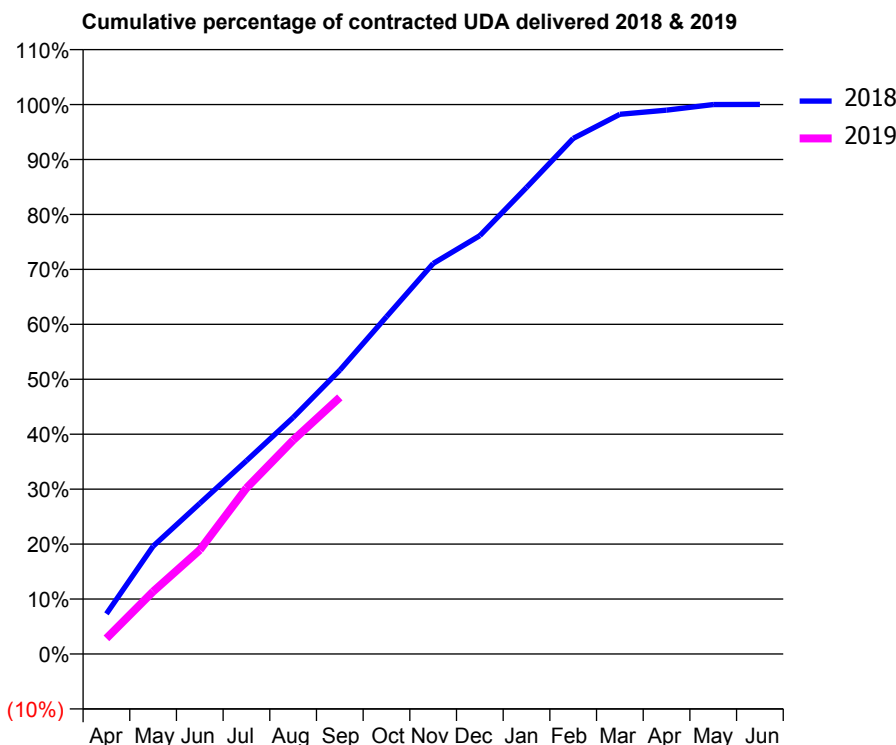
18/19 Contracted general activity (UDA)	18,000
Carry forward general activity (UDA)	-1
18/19 Contracted orthodontic activity (UOA)	0
Carry forward orthodontic activity (UOA)	0
Baseline contract value	£469,964.41

ACCESS*

Patients seen in 24 months	Total	Change since previous quarter
Quarter ending September 2017	6,491	
Quarter ending December 2017	6,664	↑
Quarter ending March 2018	6,597	↓
Quarter ending June 2018	6,788	↑
Quarter ending September 2018	6,911	→
Variance since September 2017	6.5%	↑



ACTIVITY



Adjusted Scheduled Activity (UDA)		
Month	2018	2019
April	1,319	513
May	3,532	2,047
June	4,932	3,408
July	6,333	5,437
August	7,748	7,002
September	9,298	8,407
October	11,048	
November	12,793	
December	13,703	
January	15,283	
February	16,890	
March	17,678	
April	17,814	
May	18,000	
June	18,001	

QUALITY

	Quantity	Base Number	Contract	AT	Region	England
% of FP17s for the same patient ID Re-attending within 3 months - Children	111	1,637	6.8%	9.9%	11.5%	11.6%
% of FP17s for the same patient ID Re-attending within 3 months - Adults	280	2,850	9.8%	15.2%	16.5%	15.5%
% of FP17s for the same patient ID Re-attending between 3 & 9 months - Children	975	1,637	59.6%	48.8%	48.5%	58.8%
% of FP17s for the same patient ID Re-attending between 3 & 9 months - Adults	1,286	2,850	45.1%	38.8%	39.1%	51.1%
% of FP17s for Band 1 Urgent Courses	422	4,349	9.7%	10.1%	10.6%	9.0%
% of FP17s Relating to Free Repair or Replacements	24	4,349	0.6%	0.6%	0.5%	0.8%
% of FP17s Relating to Continuations	3	4,349	0.1%	0.8%	0.7%	0.9%
% of Patients satisfied with the dentistry they have received	0	0	N/A	91.6%	90.5%	93.3%
% of Patients satisfied with the time they had to wait for an appointment	0	0	N/A	87.5%	85.1%	88.9%

* This is based on patients treated on this contract for their most recent course of treatment. Figures in italics indicate the base number of FP17s or Patient Questionnaire responses are less than 100. N/A is shown where the base number of responses is less than 10 during the period. % is calculated as Quantity/Base number*100

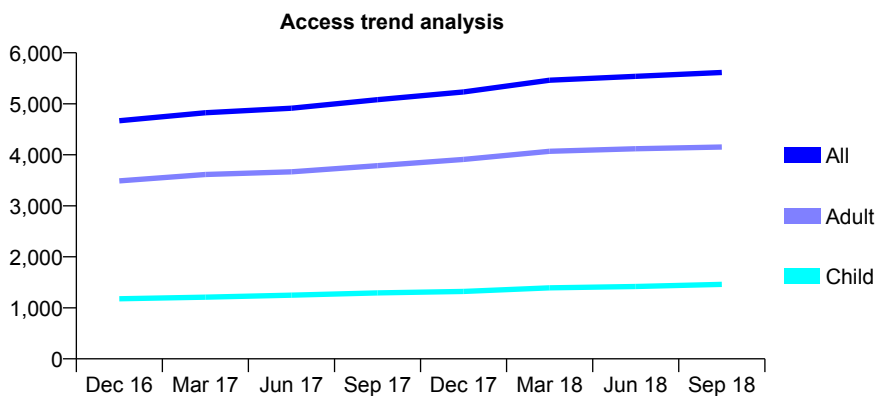
Q63 - Vital Signs At a Glance Contract Report for 189006/0001 - September 2018

Name or company name	Smile 4U Limited
Contract type name	GDS Contract
Purpose of contract	General
Contract start date	04/01/2010
Contract end date	

18/19 Contracted general activity (UDA)	14,250
Carry forward general activity (UDA)	32
18/19 Contracted orthodontic activity (UOA)	0
Carry forward orthodontic activity (UOA)	0
Baseline contract value	£365,251.30

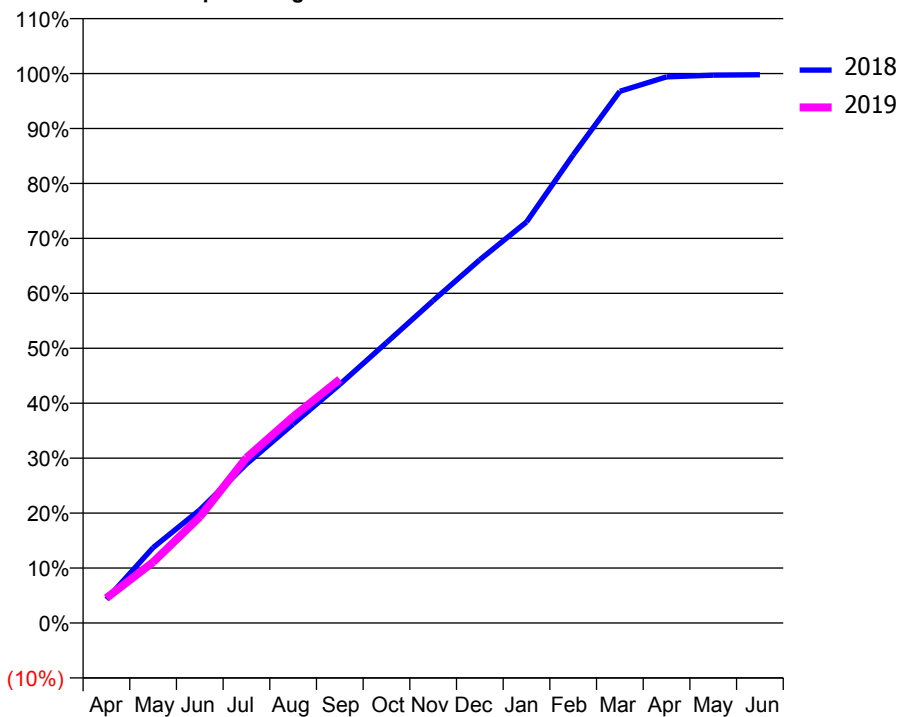
ACCESS*

Patients seen in 24 months	Total	Change since previous quarter
Quarter ending September 2017	5,081	
Quarter ending December 2017	5,232	↑
Quarter ending March 2018	5,462	↑
Quarter ending June 2018	5,538	→
Quarter ending September 2018	5,614	→
Variance since September 2017	10.5%	↑



ACTIVITY

Cumulative percentage of contracted UDA delivered 2018 & 2019



Month	Adjusted Scheduled Activity (UDA)	
	2018	2019
April	614	648
May	1,954	1,578
June	2,936	2,751
July	4,123	4,285
August	5,160	5,352
September	6,189	6,319
October	7,272	
November	8,359	
December	9,420	
January	10,401	
February	12,139	
March	13,791	
April	14,164	
May	14,206	
June	14,218	

QUALITY

	Quantity	Base Number	Contract	AT	Region	England
% of FP17s for the same patient ID Re-attending within 3 months - Children	49	981	5.0%	9.9%	11.5%	11.6%
% of FP17s for the same patient ID Re-attending within 3 months - Adults	264	2,200	12.0%	15.2%	16.5%	15.5%
% of FP17s for the same patient ID Re-attending between 3 & 9 months - Children	581	981	59.2%	48.8%	48.5%	58.8%
% of FP17s for the same patient ID Re-attending between 3 & 9 months - Adults	1,055	2,200	48.0%	38.8%	39.1%	51.1%
% of FP17s for Band 1 Urgent Courses	326	2,959	11.0%	10.1%	10.6%	9.0%
% of FP17s Relating to Free Repair or Replacements	27	2,959	0.9%	0.6%	0.5%	0.8%
% of FP17s Relating to Continuations	13	2,959	0.4%	0.8%	0.7%	0.9%
% of Patients satisfied with the dentistry they have received	2	2	N/A	91.6%	90.5%	93.3%
% of Patients satisfied with the time they had to wait for an appointment	2	2	N/A	87.5%	85.1%	88.9%

* This is based on patients treated on this contract for their most recent course of treatment. Figures in italics indicate the base number of FP17s or Patient Questionnaire responses are less than 100. N/A is shown where the base number of responses is less than 10 during the period. % is calculated as Quantity/Base number*100

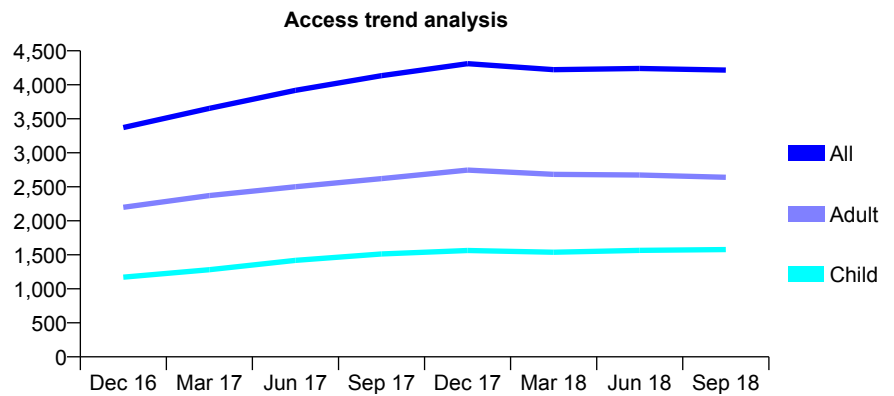
Q63 - Vital Signs At a Glance Contract Report for 192090/0001 - September 2018

Name or company name	Oasis Dental Care
Contract type name	GDS Contract
Purpose of contract	General
Contract start date	01/01/2016
Contract end date	

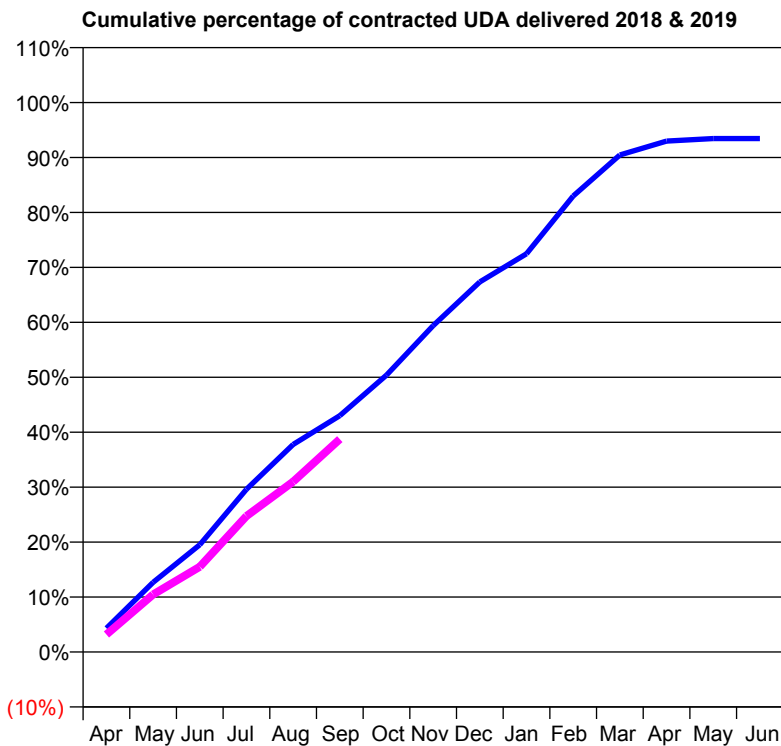
18/19 Contracted general activity (UDA)	12,796
Carry forward general activity (UDA)	0
18/19 Contracted orthodontic activity (UOA)	0
Carry forward orthodontic activity (UOA)	0
Baseline contract value	£368,116.71

ACCESS*

Patients seen in 24 months	Total	Change since previous quarter
Quarter ending September 2017	4,134	
Quarter ending December 2017	4,310	↑
Quarter ending March 2018	4,222	↓
Quarter ending June 2018	4,240	→
Quarter ending September 2018	4,217	→
Variance since September 2017	2.0%	↑



ACTIVITY



Month	Adjusted Scheduled Activity (UDA)	
	2018	2019
April	554	408
May	1,622	1,339
June	2,499	1,985
July	3,789	3,166
August	4,833	3,967
September	5,503	4,958
October	6,447	
November	7,600	
December	8,619	
January	9,274	
February	10,619	
March	11,576	
April	11,897	
May	11,955	
June	11,955	

QUALITY

	Quantity	Base Number	Contract	AT	Region	England
% of FP17s for the same patient ID Re-attending within 3 months - Children	95	1,187	8.0%	9.9%	11.5%	11.6%
% of FP17s for the same patient ID Re-attending within 3 months - Adults	196	1,584	12.4%	15.2%	16.5%	15.5%
% of FP17s for the same patient ID Re-attending between 3 & 9 months - Children	608	1,187	51.2%	48.8%	48.5%	58.8%
% of FP17s for the same patient ID Re-attending between 3 & 9 months - Adults	825	1,584	52.1%	38.8%	39.1%	51.1%
% of FP17s for Band 1 Urgent Courses	200	2,497	8.0%	10.1%	10.6%	9.0%
% of FP17s Relating to Free Repair or Replacements	4	2,497	0.2%	0.6%	0.5%	0.8%
% of FP17s Relating to Continuations	22	2,497	0.9%	0.8%	0.7%	0.9%
% of Patients satisfied with the dentistry they have received	1	1	N/A	91.6%	90.5%	93.3%
% of Patients satisfied with the time they had to wait for an appointment	1	1	N/A	87.5%	85.1%	88.9%

* This is based on patients treated on this contract for their most recent course of treatment. Figures in italics indicate the base number of FP17s or Patient Questionnaire responses are less than 100. N/A is shown where the base number of responses is less than 10 during the period. % is calculated as Quantity/Base number*100

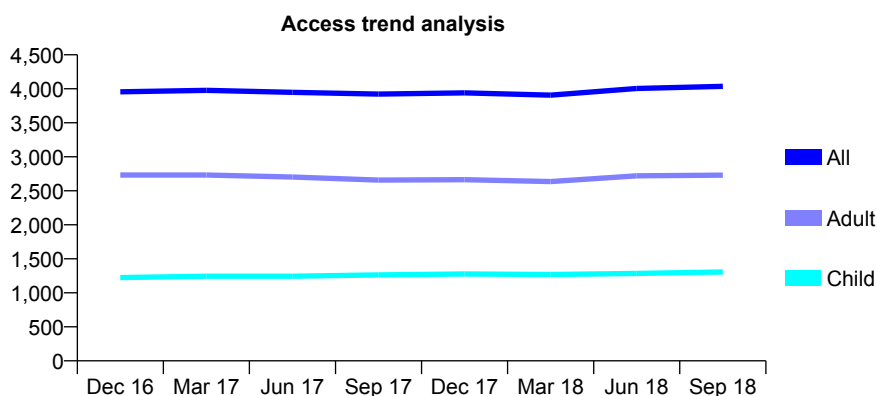
Q63 - Vital Signs At a Glance Contract Report for 192112/0001 - September 2018

Name or company name	Ark G Surgeries Ltd
Contract type name	GDS Contract
Purpose of contract	General
Contract start date	01/11/2012
Contract end date	

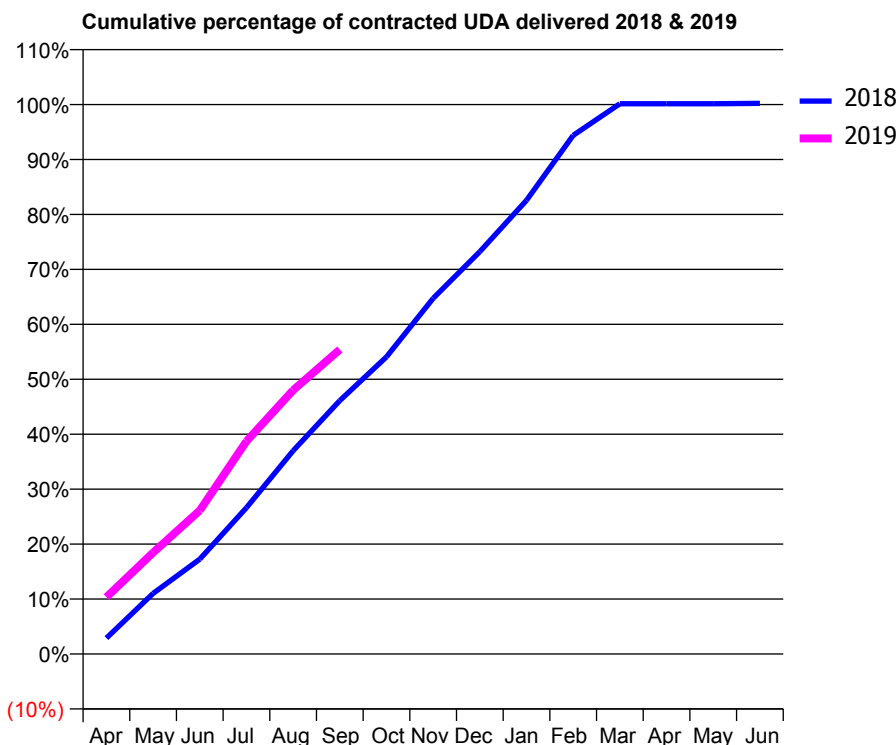
18/19 Contracted general activity (UDA)	14,539
Carry forward general activity (UDA)	-30
18/19 Contracted orthodontic activity (UOA)	0
Carry forward orthodontic activity (UOA)	0
Baseline contract value	£369,046.04

ACCESS*

Patients seen in 24 months	Total	Change since previous quarter
Quarter ending September 2017	3,922	
Quarter ending December 2017	3,941	→
Quarter ending March 2018	3,906	→
Quarter ending June 2018	4,005	↑
Quarter ending September 2018	4,037	→
Variance since September 2017	2.9%	↑



ACTIVITY



Month	Adjusted Scheduled Activity (UDA)	
	2018	2019
April	422	1,505
May	1,605	2,684
June	2,510	3,797
July	3,873	5,629
August	5,380	6,979
September	6,706	8,058
October	7,862	
November	9,412	
December	10,647	
January	12,006	
February	13,722	
March	14,557	
April	14,557	
May	14,557	
June	14,569	

QUALITY

	Quantity	Base Number	Contract	AT	Region	England
% of FP17s for the same patient ID Re-attending within 3 months - Children	48	797	6.0%	9.9%	11.5%	11.6%
% of FP17s for the same patient ID Re-attending within 3 months - Adults	224	1,551	14.4%	15.2%	16.5%	15.5%
% of FP17s for the same patient ID Re-attending between 3 & 9 months - Children	324	797	40.7%	48.8%	48.5%	58.8%
% of FP17s for the same patient ID Re-attending between 3 & 9 months - Adults	556	1,551	35.8%	38.8%	39.1%	51.1%
% of FP17s for Band 1 Urgent Courses	206	2,105	9.8%	10.1%	10.6%	9.0%
% of FP17s Relating to Free Repair or Replacements	0	2,105	0.0%	0.6%	0.5%	0.8%
% of FP17s Relating to Continuations	14	2,105	0.7%	0.8%	0.7%	0.9%
% of Patients satisfied with the dentistry they have received	0	0	N/A	91.6%	90.5%	93.3%
% of Patients satisfied with the time they had to wait for an appointment	0	0	N/A	87.5%	85.1%	88.9%

* This is based on patients treated on this contract for their most recent course of treatment. Figures in italics indicate the base number of FP17s or Patient Questionnaire responses are less than 100. N/A is shown where the base number of responses is less than 10 during the period. % is calculated as Quantity/Base number*100

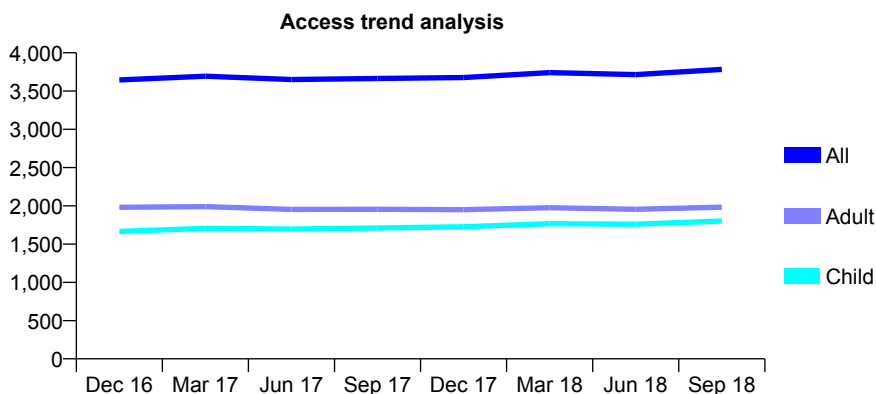
Q63 - Vital Signs At a Glance Contract Report for 192201/0001 - September 2018

Name or company name	Claremont Dental Practice
Contract type name	GDS Contract
Purpose of contract	General
Contract start date	01/05/2008
Contract end date	

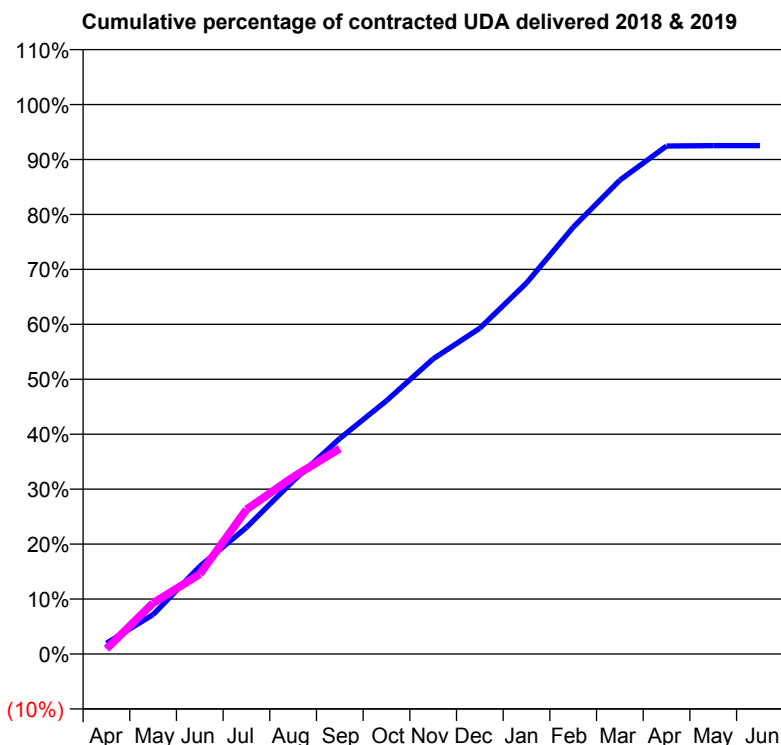
18/19 Contracted general activity (UDA)	8,954
Carry forward general activity (UDA)	0
18/19 Contracted orthodontic activity (UOA)	0
Carry forward orthodontic activity (UOA)	0
Baseline contract value	£206,070.84

ACCESS*

Patients seen in 24 months	Total	Change since previous quarter
Quarter ending September 2017	3,665	
Quarter ending December 2017	3,676	→
Quarter ending March 2018	3,741	→
Quarter ending June 2018	3,715	→
Quarter ending September 2018	3,783	→
Variance since September 2017	3.2%	↑



ACTIVITY



Adjusted Scheduled Activity (UDA)		
Month	2018	2019
April	174	84
May	643	831
June	1,429	1,300
July	2,063	2,355
August	2,820	2,885
September	3,513	3,347
October	4,128	
November	4,809	
December	5,310	
January	6,047	
February	6,954	
March	7,720	
April	8,278	
May	8,284	
June	8,284	

QUALITY

	Quantity	Base Number	Contract	AT	Region	England
% of FP17s for the same patient ID Re-attending within 3 months - Children	65	1,238	5.3%	9.9%	11.5%	11.6%
% of FP17s for the same patient ID Re-attending within 3 months - Adults	106	1,240	8.5%	15.2%	16.5%	15.5%
% of FP17s for the same patient ID Re-attending between 3 & 9 months - Children	647	1,238	52.3%	48.8%	48.5%	58.8%
% of FP17s for the same patient ID Re-attending between 3 & 9 months - Adults	698	1,240	56.3%	38.8%	39.1%	51.1%
% of FP17s for Band 1 Urgent Courses	116	2,213	5.2%	10.1%	10.6%	9.0%
% of FP17s Relating to Free Repair or Replacements	8	2,213	0.4%	0.6%	0.5%	0.8%
% of FP17s Relating to Continuations	3	2,213	0.1%	0.8%	0.7%	0.9%
% of Patients satisfied with the dentistry they have received	2	2	N/A	91.6%	90.5%	93.3%
% of Patients satisfied with the time they had to wait for an appointment	2	2	N/A	87.5%	85.1%	88.9%

* This is based on patients treated on this contract for their most recent course of treatment. Figures in italics indicate the base number of FP17s or Patient Questionnaire responses are less than 100. N/A is shown where the base number of responses is less than 10 during the period. % is calculated as Quantity/Base number*100

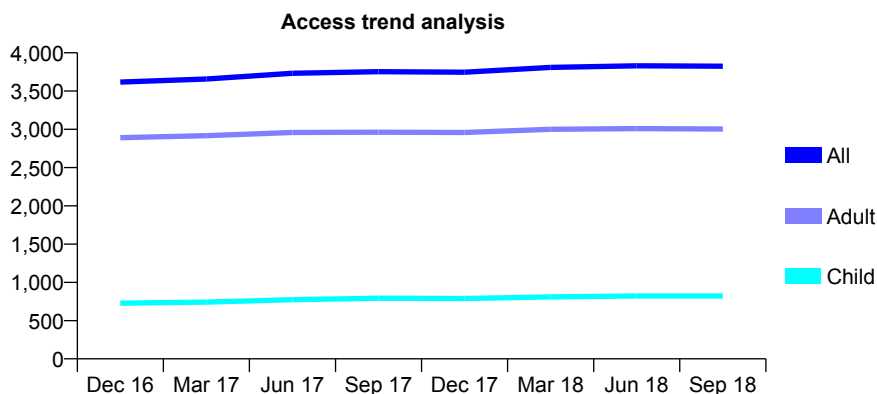
Q63 - Vital Signs At a Glance Contract Report for 192902/0001 - September 2018

Name or company name	I.J & S.C Fernandes
Contract type name	GDS Contract
Purpose of contract	General
Contract start date	17/04/2011
Contract end date	

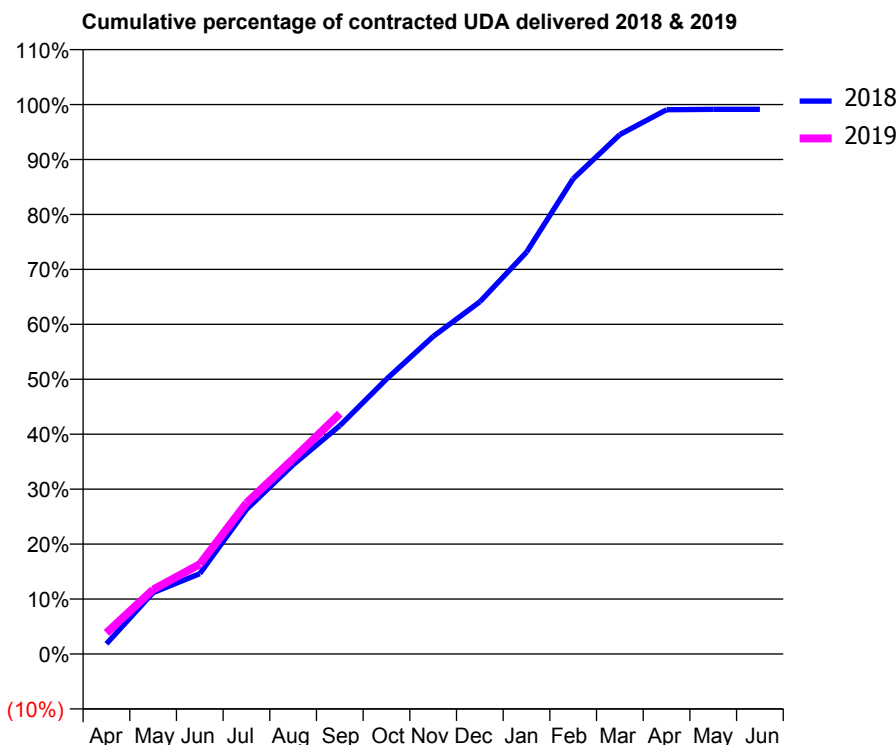
18/19 Contracted general activity (UDA)	10,316
Carry forward general activity (UDA)	91
18/19 Contracted orthodontic activity (UOA)	0
Carry forward orthodontic activity (UOA)	0
Baseline contract value	£241,308.21

ACCESS*

Patients seen in 24 months	Total	Change since previous quarter
Quarter ending September 2017	3,754	
Quarter ending December 2017	3,747	→
Quarter ending March 2018	3,810	→
Quarter ending June 2018	3,830	→
Quarter ending September 2018	3,825	→
Variance since September 2017	1.9%	→



ACTIVITY



Adjusted Scheduled Activity (UDA)		
Month	2018	2019
April	192	396
May	1,152	1,210
June	1,509	1,687
July	2,715	2,836
August	3,554	3,663
September	4,287	4,512
October	5,161	
November	5,963	
December	6,613	
January	7,544	
February	8,924	
March	9,753	
April	10,219	
May	10,225	
June	10,225	

QUALITY

	Quantity	Base Number	Contract	AT	Region	England
% of FP17s for the same patient ID Re-attending within 3 months - Children	51	592	8.6%	9.9%	11.5%	11.6%
% of FP17s for the same patient ID Re-attending within 3 months - Adults	252	1,836	13.7%	15.2%	16.5%	15.5%
% of FP17s for the same patient ID Re-attending between 3 & 9 months - Children	299	592	50.5%	48.8%	48.5%	58.8%
% of FP17s for the same patient ID Re-attending between 3 & 9 months - Adults	895	1,836	48.7%	38.8%	39.1%	51.1%
% of FP17s for Band 1 Urgent Courses	259	2,243	11.5%	10.1%	10.6%	9.0%
% of FP17s Relating to Free Repair or Replacements	5	2,243	0.2%	0.6%	0.5%	0.8%
% of FP17s Relating to Continuations	21	2,243	0.9%	0.8%	0.7%	0.9%
% of Patients satisfied with the dentistry they have received	2	2	N/A	91.6%	90.5%	93.3%
% of Patients satisfied with the time they had to wait for an appointment	2	2	N/A	87.5%	85.1%	88.9%

* This is based on patients treated on this contract for their most recent course of treatment. Figures in italics indicate the base number of FP17s or Patient Questionnaire responses are less than 100. N/A is shown where the base number of responses is less than 10 during the period. % is calculated as Quantity/Base number*100

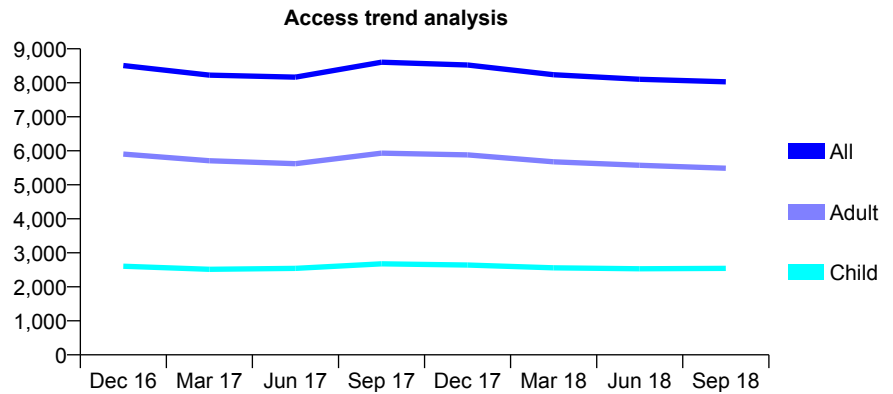
Q63 - Vital Signs At a Glance Contract Report for 192953/0001 - September 2018

Name or company name	S Cowley, R Ingham and J Angelo
Contract type name	GDS Contract
Purpose of contract	General
Contract start date	01/06/2014
Contract end date	

18/19 Contracted general activity (UDA)	34,739
Carry forward general activity (UDA)	-148
18/19 Contracted orthodontic activity (UOA)	0
Carry forward orthodontic activity (UOA)	0
Baseline contract value	£1,110,464.74

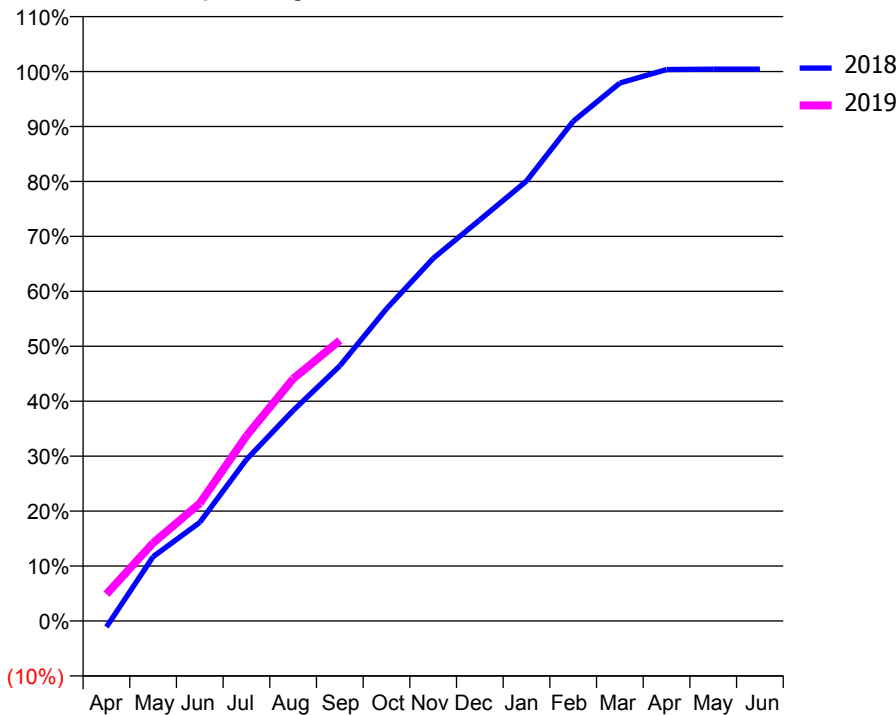
ACCESS*

Patients seen in 24 months	Total	Change since previous quarter
Quarter ending September 2017	8,606	
Quarter ending December 2017	8,522	→
Quarter ending March 2018	8,238	↓
Quarter ending June 2018	8,105	↓
Quarter ending September 2018	8,030	→
Variance since September 2017	(6.7%)	↓



ACTIVITY

Cumulative percentage of contracted UDA delivered 2018 & 2019



Month	Adjusted Scheduled Activity (UDA)	
	2018	2019
April	-385	1,695
May	4,064	4,934
June	6,232	7,444
July	10,212	11,708
August	13,310	15,315
September	16,128	17,743
October	19,736	
November	22,924	
December	25,358	
January	27,815	
February	31,589	
March	34,014	
April	34,862	
May	34,887	
June	34,887	

QUALITY

	Quantity	Base Number	Contract	AT	Region	England
% of FP17s for the same patient ID Re-attending within 3 months - Children	64	1,458	4.4%	9.9%	11.5%	11.6%
% of FP17s for the same patient ID Re-attending within 3 months - Adults	443	2,783	15.9%	15.2%	16.5%	15.5%
% of FP17s for the same patient ID Re-attending between 3 & 9 months - Children	529	1,458	36.3%	48.8%	48.5%	58.8%
% of FP17s for the same patient ID Re-attending between 3 & 9 months - Adults	857	2,783	30.8%	38.8%	39.1%	51.1%
% of FP17s for Band 1 Urgent Courses	211	4,037	5.2%	10.1%	10.6%	9.0%
% of FP17s Relating to Free Repair or Replacements	33	4,037	0.8%	0.6%	0.5%	0.8%
% of FP17s Relating to Continuations	107	4,037	2.7%	0.8%	0.7%	0.9%
% of Patients satisfied with the dentistry they have received	0	0	N/A	91.6%	90.5%	93.3%
% of Patients satisfied with the time they had to wait for an appointment	0	0	N/A	87.5%	85.1%	88.9%

* This is based on patients treated on this contract for their most recent course of treatment. Figures in italics indicate the base number of FP17s or Patient Questionnaire responses are less than 100. N/A is shown where the base number of responses is less than 10 during the period. % is calculated as Quantity/Base number*100

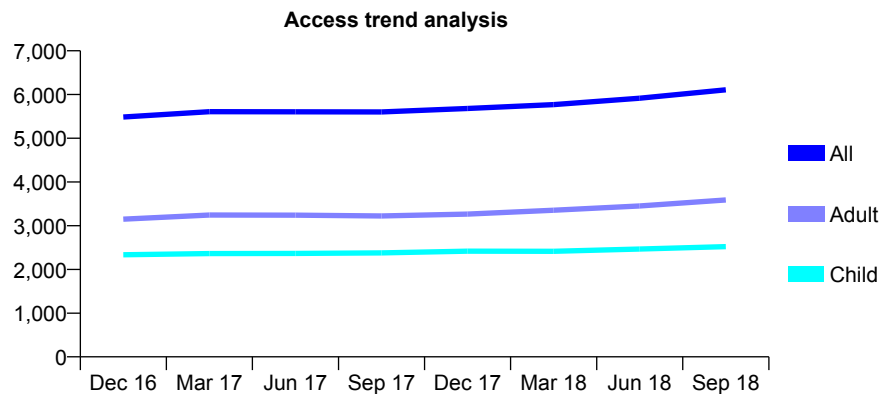
Q63 - Vital Signs At a Glance Contract Report for 193674/0001 - September 2018

Name or company name	Mr Nicholas Patsias, Ms Alexandra Sayer a
Contract type name	GDS Contract
Purpose of contract	General
Contract start date	02/01/2010
Contract end date	

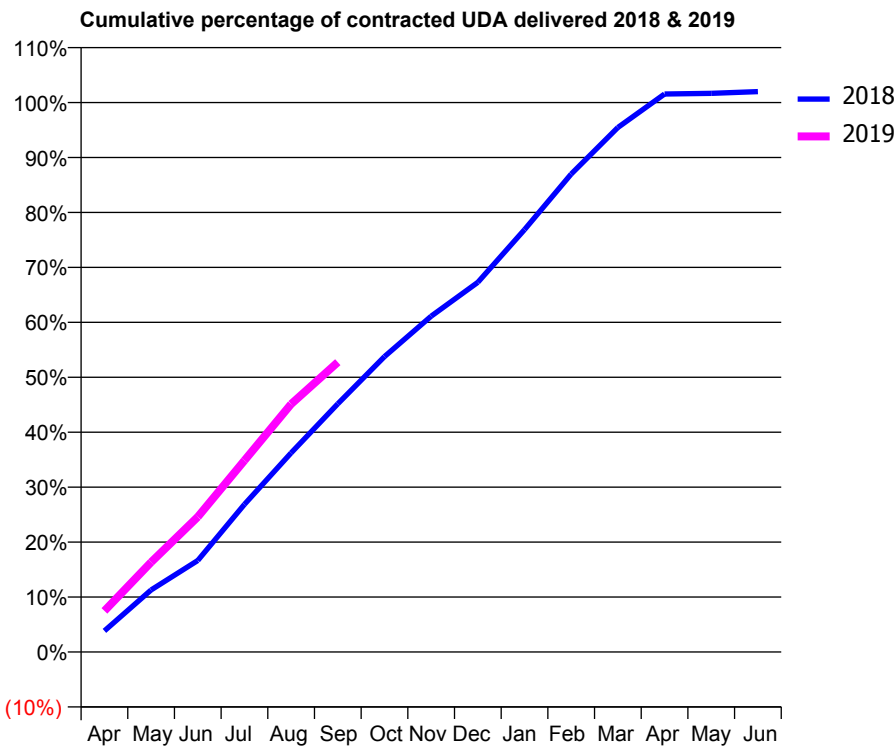
18/19 Contracted general activity (UDA)	13,211
Carry forward general activity (UDA)	-261
18/19 Contracted orthodontic activity (UOA)	0
Carry forward orthodontic activity (UOA)	0
Baseline contract value	£336,278.16

ACCESS*

Patients seen in 24 months	Total	Change since previous quarter
Quarter ending September 2017	5,600	
Quarter ending December 2017	5,681	→
Quarter ending March 2018	5,770	→
Quarter ending June 2018	5,917	↑
Quarter ending September 2018	6,109	↑
Variance since September 2017	9.1%	↑



ACTIVITY



Adjusted Scheduled Activity (UDA)		
Month	2018	2019
April	507	990
May	1,494	2,159
June	2,202	3,249
July	3,550	4,604
August	4,789	5,960
September	5,968	6,969
October	7,103	
November	8,074	
December	8,887	
January	10,155	
February	11,492	
March	12,611	
April	13,414	
May	13,432	
June	13,472	

QUALITY

	Quantity	Base Number	Contract	AT	Region	England
% of FP17s for the same patient ID Re-attending within 3 months - Children	135	1,879	7.2%	9.9%	11.5%	11.6%
% of FP17s for the same patient ID Re-attending within 3 months - Adults	377	2,337	16.1%	15.2%	16.5%	15.5%
% of FP17s for the same patient ID Re-attending between 3 & 9 months - Children	1,041	1,879	55.4%	48.8%	48.5%	58.8%
% of FP17s for the same patient ID Re-attending between 3 & 9 months - Adults	956	2,337	40.9%	38.8%	39.1%	51.1%
% of FP17s for Band 1 Urgent Courses	485	3,773	12.9%	10.1%	10.6%	9.0%
% of FP17s Relating to Free Repair or Replacements	12	3,773	0.3%	0.6%	0.5%	0.8%
% of FP17s Relating to Continuations	3	3,773	0.1%	0.8%	0.7%	0.9%
% of Patients satisfied with the dentistry they have received	1	1	N/A	91.6%	90.5%	93.3%
% of Patients satisfied with the time they had to wait for an appointment	1	1	N/A	87.5%	85.1%	88.9%

* This is based on patients treated on this contract for their most recent course of treatment. Figures in italics indicate the base number of FP17s or Patient Questionnaire responses are less than 100. N/A is shown where the base number of responses is less than 10 during the period. % is calculated as Quantity/Base number*100

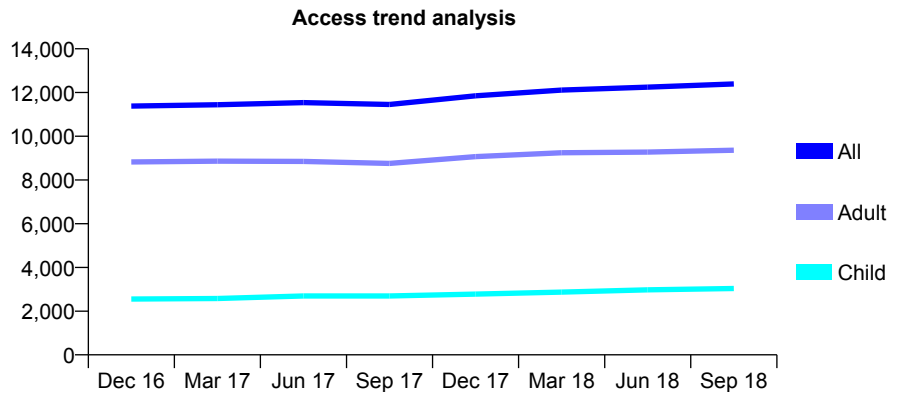
Q63 - Vital Signs At a Glance Contract Report for 193984/0001 - September 2018

Name or company name	Jayesh Kotecha
Contract type name	GDS Contract
Purpose of contract	General
Contract start date	01/04/2013
Contract end date	

18/19 Contracted general activity (UDA)	31,588
Carry forward general activity (UDA)	-632
18/19 Contracted orthodontic activity (UOA)	0
Carry forward orthodontic activity (UOA)	0
Baseline contract value	£860,673.39

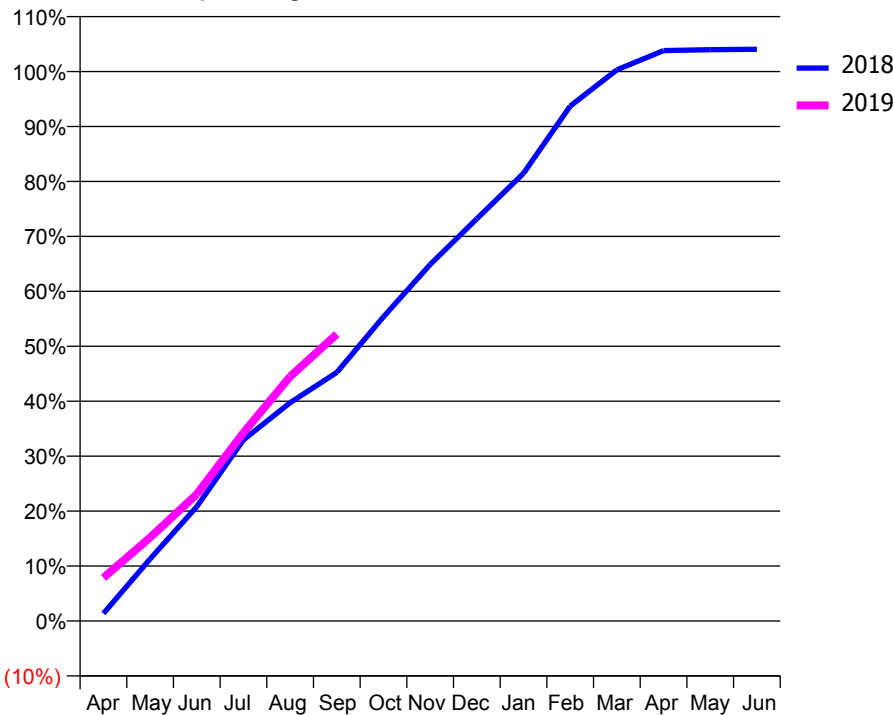
ACCESS*

Patients seen in 24 months	Total	Change since previous quarter
Quarter ending September 2017	11,453	
Quarter ending December 2017	11,849	↑
Quarter ending March 2018	12,115	↑
Quarter ending June 2018	12,248	→
Quarter ending September 2018	12,392	→
Variance since September 2017	8.2%	↑



ACTIVITY

Cumulative percentage of contracted UDA delivered 2018 & 2019



Month	Adjusted Scheduled Activity (UDA)	
	2018	2019
April	430	2,485
May	3,572	4,800
June	6,575	7,296
July	10,416	10,824
August	12,555	14,056
September	14,295	16,495
October	17,492	
November	20,497	
December	23,119	
January	25,740	
February	29,603	
March	31,682	
April	32,785	
May	32,844	
June	32,869	

QUALITY

	Quantity	Base Number	Contract	AT	Region	England
% of FP17s for the same patient ID Re-attending within 3 months - Children	123	2,129	5.8%	9.9%	11.5%	11.6%
% of FP17s for the same patient ID Re-attending within 3 months - Adults	391	4,527	8.6%	15.2%	16.5%	15.5%
% of FP17s for the same patient ID Re-attending between 3 & 9 months - Children	988	2,129	46.4%	48.8%	48.5%	58.8%
% of FP17s for the same patient ID Re-attending between 3 & 9 months - Adults	1,594	4,527	35.2%	38.8%	39.1%	51.1%
% of FP17s for Band 1 Urgent Courses	534	6,001	8.9%	10.1%	10.6%	9.0%
% of FP17s Relating to Free Repair or Replacements	29	6,001	0.5%	0.6%	0.5%	0.8%
% of FP17s Relating to Continuations	11	6,001	0.2%	0.8%	0.7%	0.9%
% of Patients satisfied with the dentistry they have received	3	3	N/A	91.6%	90.5%	93.3%
% of Patients satisfied with the time they had to wait for an appointment	2	3	N/A	87.5%	85.1%	88.9%

* This is based on patients treated on this contract for their most recent course of treatment. Figures in italics indicate the base number of FP17s or Patient Questionnaire responses are less than 100. N/A is shown where the base number of responses is less than 10 during the period. % is calculated as Quantity/Base number*100

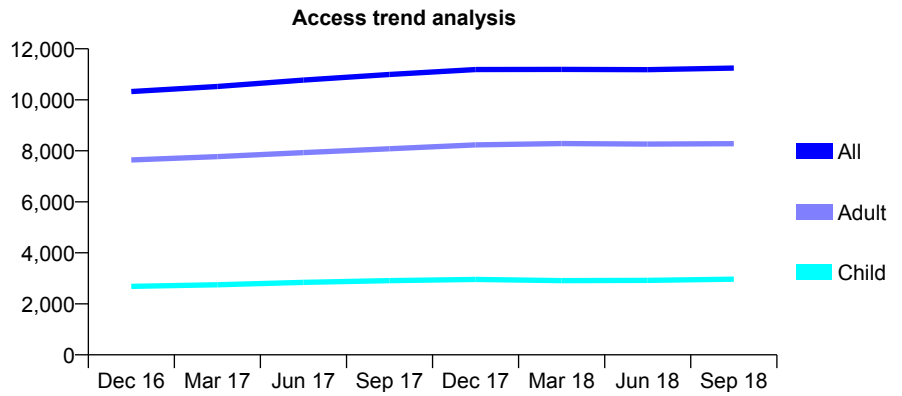
Q63 - Vital Signs At a Glance Contract Report for 194670/0001 - September 2018

Name or company name	The Family Dental Practice
Contract type name	GDS Contract
Purpose of contract	General
Contract start date	01/04/2008
Contract end date	

18/19 Contracted general activity (UDA)	40,022
Carry forward general activity (UDA)	0
18/19 Contracted orthodontic activity (UOA)	0
Carry forward orthodontic activity (UOA)	0
Baseline contract value	£1,009,171.60

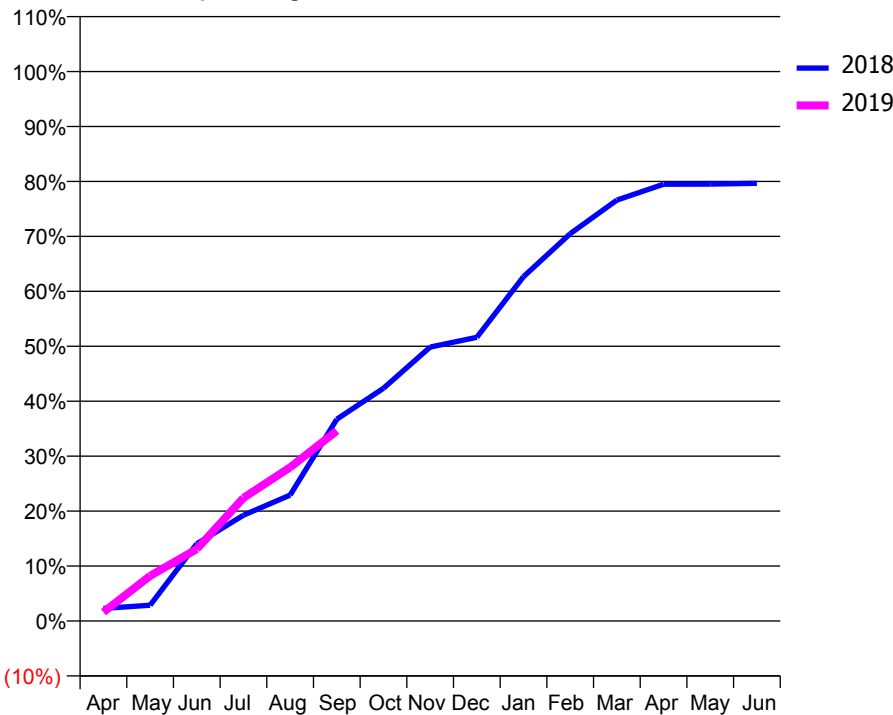
ACCESS*

Patients seen in 24 months	Total	Change since previous quarter
Quarter ending September 2017	10,994	
Quarter ending December 2017	11,188	→
Quarter ending March 2018	11,192	→
Quarter ending June 2018	11,182	→
Quarter ending September 2018	11,245	→
Variance since September 2017	2.3%	↑



ACTIVITY

Cumulative percentage of contracted UDA delivered 2018 & 2019



Month	Adjusted Scheduled Activity (UDA)	
	2018	2019
April	915	643
May	1,149	3,283
June	5,630	5,240
July	7,711	8,973
August	9,175	11,192
September	14,696	13,852
October	16,949	
November	19,952	
December	20,665	
January	25,080	
February	28,210	
March	30,660	
April	31,808	
May	31,825	
June	31,878	

QUALITY

	Quantity	Base Number	Contract	AT	Region	England
% of FP17s for the same patient ID Re-attending within 3 months - Children	130	2,256	5.8%	9.9%	11.5%	11.6%
% of FP17s for the same patient ID Re-attending within 3 months - Adults	909	5,747	15.8%	15.2%	16.5%	15.5%
% of FP17s for the same patient ID Re-attending between 3 & 9 months - Children	1,402	2,256	62.1%	48.8%	48.5%	58.8%
% of FP17s for the same patient ID Re-attending between 3 & 9 months - Adults	3,258	5,747	56.7%	38.8%	39.1%	51.1%
% of FP17s for Band 1 Urgent Courses	684	6,819	10.0%	10.1%	10.6%	9.0%
% of FP17s Relating to Free Repair or Replacements	40	6,819	0.6%	0.6%	0.5%	0.8%
% of FP17s Relating to Continuations	49	6,819	0.7%	0.8%	0.7%	0.9%
% of Patients satisfied with the dentistry they have received	2	2	N/A	91.6%	90.5%	93.3%
% of Patients satisfied with the time they had to wait for an appointment	2	2	N/A	87.5%	85.1%	88.9%

* This is based on patients treated on this contract for their most recent course of treatment. Figures in italics indicate the base number of FP17s or Patient Questionnaire responses are less than 100. N/A is shown where the base number of responses is less than 10 during the period. % is calculated as Quantity/Base number*100

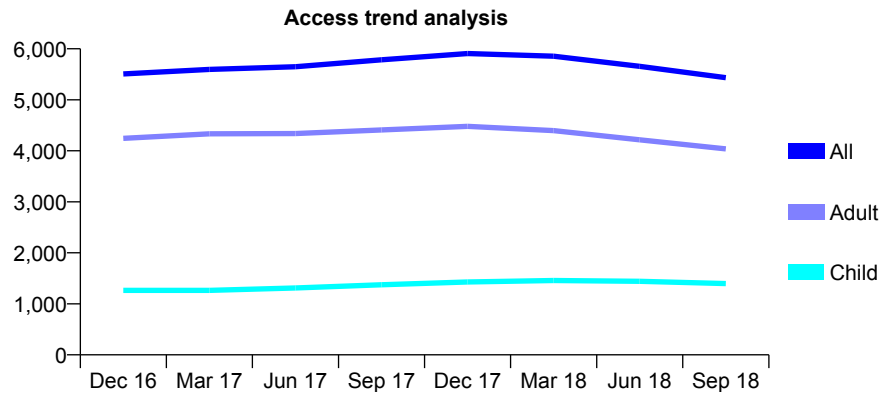
Q63 - Vital Signs At a Glance Contract Report for 194786/0001 - September 2018

Name or company name	Mitcham International Dental Centre
Contract type name	GDS Contract
Purpose of contract	General
Contract start date	01/01/2015
Contract end date	

18/19 Contracted general activity (UDA)	22,178
Carry forward general activity (UDA)	-272
18/19 Contracted orthodontic activity (UOA)	0
Carry forward orthodontic activity (UOA)	0
Baseline contract value	£602,057.67

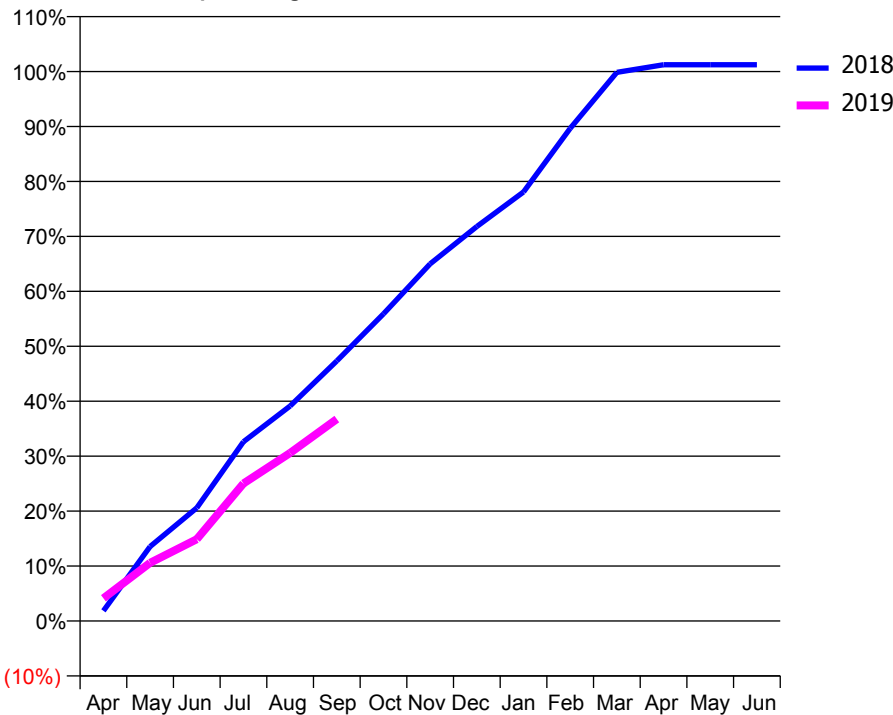
ACCESS*

Patients seen in 24 months	Total	Change since previous quarter
Quarter ending September 2017	5,785	
Quarter ending December 2017	5,908	↑
Quarter ending March 2018	5,854	→
Quarter ending June 2018	5,657	↓
Quarter ending September 2018	5,435	↓
Variance since September 2017	(6.1%)	↓



ACTIVITY

Cumulative percentage of contracted UDA delivered 2018 & 2019



Month	Adjusted Scheduled Activity (UDA)	
	2018	2019
April	412	917
May	3,004	2,347
June	4,569	3,300
July	7,238	5,549
August	8,678	6,782
September	10,496	8,149
October	12,400	
November	14,414	
December	15,923	
January	17,316	
February	19,883	
March	22,145	
April	22,453	
May	22,450	
June	22,450	

QUALITY

	Quantity	Base Number	Contract	AT	Region	England
% of FP17s for the same patient ID Re-attending within 3 months - Children	41	748	5.5%	9.9%	11.5%	11.6%
% of FP17s for the same patient ID Re-attending within 3 months - Adults	117	1,652	7.1%	15.2%	16.5%	15.5%
% of FP17s for the same patient ID Re-attending between 3 & 9 months - Children	368	748	49.2%	48.8%	48.5%	58.8%
% of FP17s for the same patient ID Re-attending between 3 & 9 months - Adults	816	1,652	49.4%	38.8%	39.1%	51.1%
% of FP17s for Band 1 Urgent Courses	82	2,287	3.6%	10.1%	10.6%	9.0%
% of FP17s Relating to Free Repair or Replacements	8	2,287	0.3%	0.6%	0.5%	0.8%
% of FP17s Relating to Continuations	0	2,287	0.0%	0.8%	0.7%	0.9%
% of Patients satisfied with the dentistry they have received	4	4	N/A	91.6%	90.5%	93.3%
% of Patients satisfied with the time they had to wait for an appointment	3	4	N/A	87.5%	85.1%	88.9%

* This is based on patients treated on this contract for their most recent course of treatment. Figures in italics indicate the base number of FP17s or Patient Questionnaire responses are less than 100. N/A is shown where the base number of responses is less than 10 during the period. % is calculated as Quantity/Base number*100

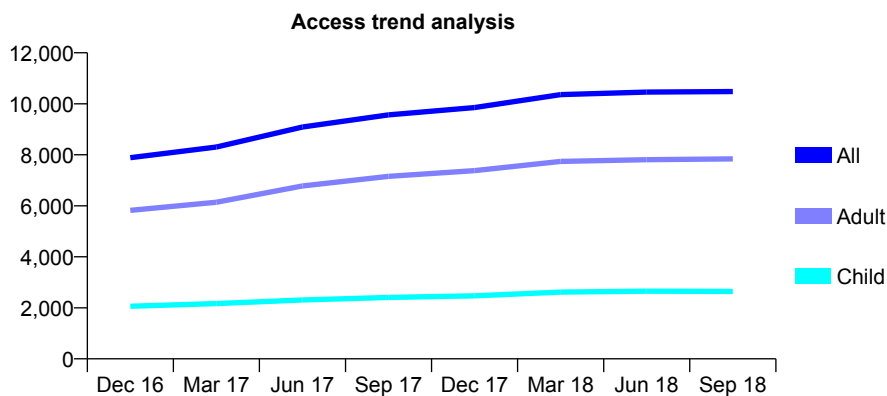
Q63 - Vital Signs At a Glance Contract Report for 195316/0002 - September 2018

Name or company name	MISS AR PATEL
Contract type name	GDS Contract
Purpose of contract	General
Contract start date	01/02/2014
Contract end date	

18/19 Contracted general activity (UDA)	29,751
Carry forward general activity (UDA)	0
18/19 Contracted orthodontic activity (UOA)	0
Carry forward orthodontic activity (UOA)	0
Baseline contract value	£837,522.84

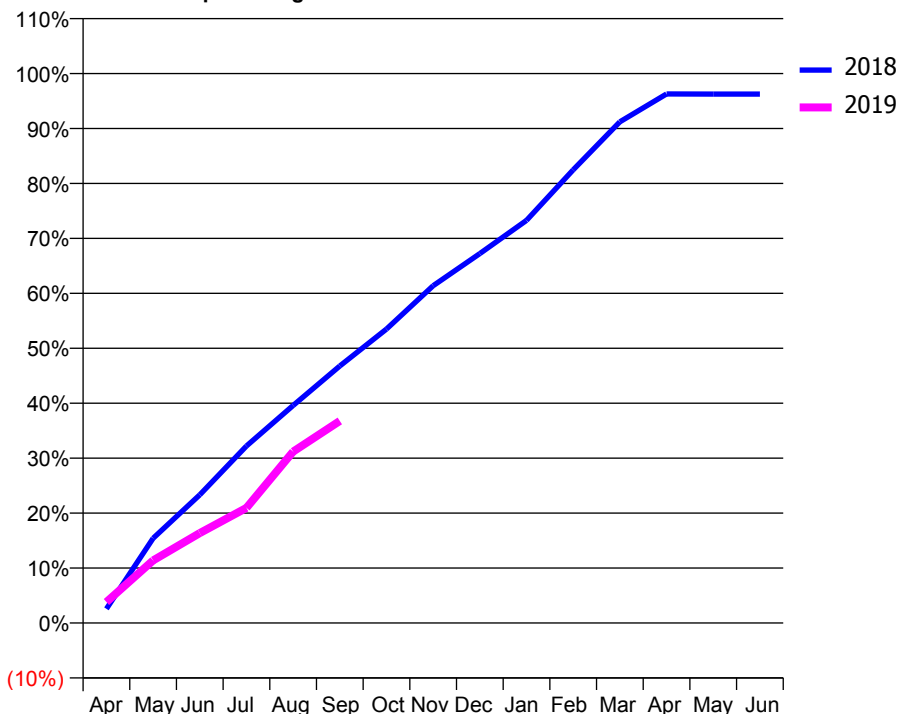
ACCESS*

Patients seen in 24 months	Total	Change since previous quarter
Quarter ending September 2017	9,565	
Quarter ending December 2017	9,851	↑
Quarter ending March 2018	10,359	↑
Quarter ending June 2018	10,459	→
Quarter ending September 2018	10,483	→
Variance since September 2017	9.6%	↑



ACTIVITY

Cumulative percentage of contracted UDA delivered 2018 & 2019



Month	Adjusted Scheduled Activity (UDA)	
	2018	2019
April	766	1,135
May	4,591	3,393
June	6,944	4,872
July	9,582	6,237
August	11,780	9,284
September	13,914	10,939
October	15,914	
November	18,263	
December	20,002	
January	21,796	
February	24,533	
March	27,139	
April	28,646	
May	28,636	
June	28,637	

QUALITY

	Quantity	Base Number	Contract	AT	Region	England
% of FP17s for the same patient ID Re-attending within 3 months - Children	136	1,990	6.8%	9.9%	11.5%	11.6%
% of FP17s for the same patient ID Re-attending within 3 months - Adults	672	4,801	14.0%	15.2%	16.5%	15.5%
% of FP17s for the same patient ID Re-attending between 3 & 9 months - Children	1,259	1,990	63.3%	48.8%	48.5%	58.8%
% of FP17s for the same patient ID Re-attending between 3 & 9 months - Adults	2,420	4,801	50.4%	38.8%	39.1%	51.1%
% of FP17s for Band 1 Urgent Courses	545	5,744	9.5%	10.1%	10.6%	9.0%
% of FP17s Relating to Free Repair or Replacements	16	5,744	0.3%	0.6%	0.5%	0.8%
% of FP17s Relating to Continuations	22	5,744	0.4%	0.8%	0.7%	0.9%
% of Patients satisfied with the dentistry they have received	4	5	N/A	91.6%	90.5%	93.3%
% of Patients satisfied with the time they had to wait for an appointment	5	5	N/A	87.5%	85.1%	88.9%

* This is based on patients treated on this contract for their most recent course of treatment. Figures in italics indicate the base number of FP17s or Patient Questionnaire responses are less than 100. N/A is shown where the base number of responses is less than 10 during the period. % is calculated as Quantity/Base number*100

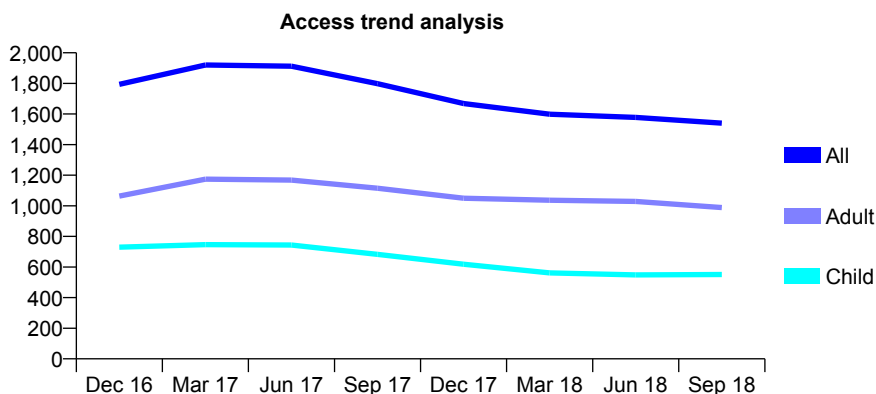
Q63 - Vital Signs At a Glance Contract Report for 195316/0003 - September 2018

Name or company name	MISS AR PATEL
Contract type name	GDS Contract
Purpose of contract	General
Contract start date	01/02/2014
Contract end date	

18/19 Contracted general activity (UDA)	3,846
Carry forward general activity (UDA)	17
18/19 Contracted orthodontic activity (UOA)	0
Carry forward orthodontic activity (UOA)	0
Baseline contract value	£104,864.15

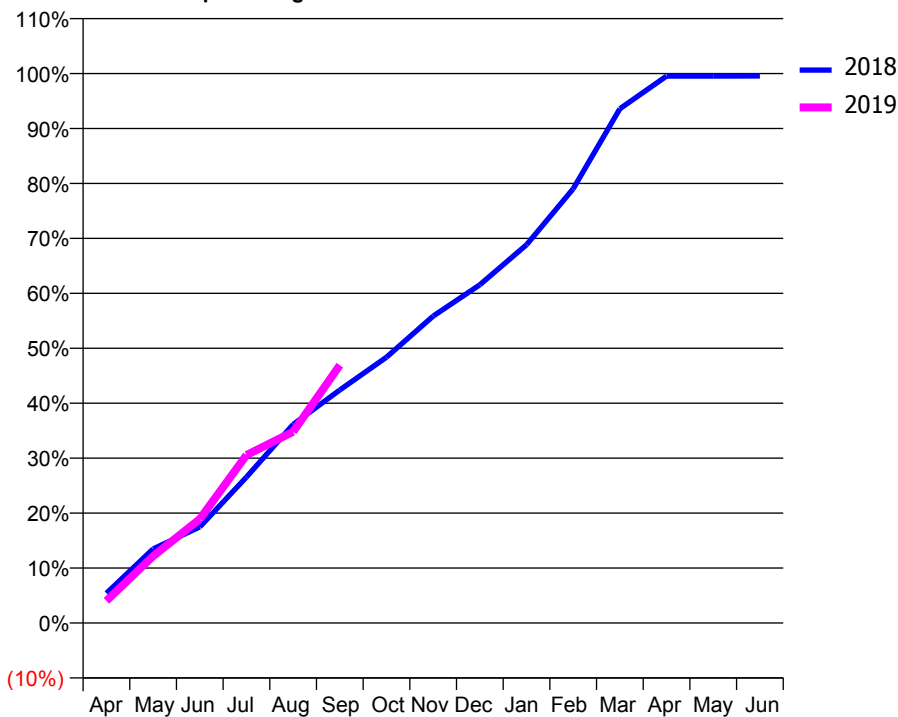
ACCESS*

Patients seen in 24 months	Total	Change since previous quarter
Quarter ending September 2017	1,798	
Quarter ending December 2017	1,668	↓
Quarter ending March 2018	1,599	↓
Quarter ending June 2018	1,578	↓
Quarter ending September 2018	1,540	↓
Variance since September 2017	(14.3%)	↓



ACTIVITY

Cumulative percentage of contracted UDA delivered 2018 & 2019



Adjusted Scheduled Activity (UDA)

Month	2018	2019
April	209	155
May	519	468
June	672	727
July	1,021	1,176
August	1,390	1,339
September	1,631	1,805
October	1,861	
November	2,148	
December	2,367	
January	2,647	
February	3,040	
March	3,599	
April	3,828	
May	3,828	
June	3,829	

QUALITY

	Quantity	Base Number	Contract	AT	Region	England
% of FP17s for the same patient ID Re-attending within 3 months - Children	16	386	4.1%	9.9%	11.5%	11.6%
% of FP17s for the same patient ID Re-attending within 3 months - Adults	72	545	13.2%	15.2%	16.5%	15.5%
% of FP17s for the same patient ID Re-attending between 3 & 9 months - Children	253	386	65.5%	48.8%	48.5%	58.8%
% of FP17s for the same patient ID Re-attending between 3 & 9 months - Adults	269	545	49.4%	38.8%	39.1%	51.1%
% of FP17s for Band 1 Urgent Courses	29	844	3.4%	10.1%	10.6%	9.0%
% of FP17s Relating to Free Repair or Replacements	6	844	0.7%	0.6%	0.5%	0.8%
% of FP17s Relating to Continuations	6	844	0.7%	0.8%	0.7%	0.9%
% of Patients satisfied with the dentistry they have received	0	0	N/A	91.6%	90.5%	93.3%
% of Patients satisfied with the time they had to wait for an appointment	0	0	N/A	87.5%	85.1%	88.9%

* This is based on patients treated on this contract for their most recent course of treatment. Figures in italics indicate the base number of FP17s or Patient Questionnaire responses are less than 100. N/A is shown where the base number of responses is less than 10 during the period. % is calculated as Quantity/Base number*100

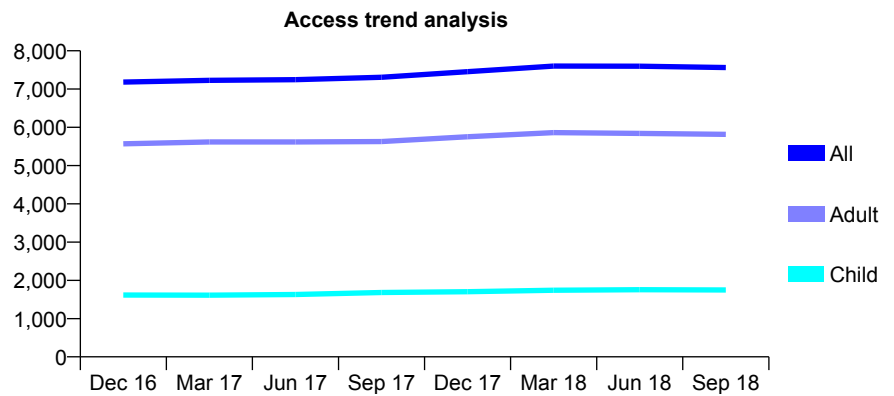
Q63 - Vital Signs At a Glance Contract Report for 196231/0001 - September 2018

Name or company name	Dr E Harunani and Dr MN Harunani
Contract type name	GDS Contract
Purpose of contract	General
Contract start date	01/12/2012
Contract end date	

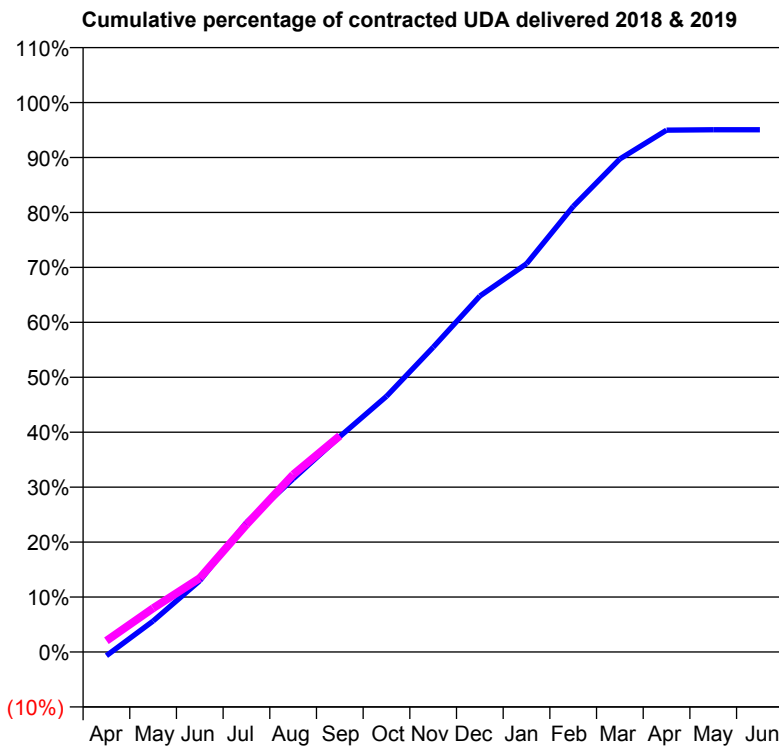
18/19 Contracted general activity (UDA)	26,306
Carry forward general activity (UDA)	180
18/19 Contracted orthodontic activity (UOA)	0
Carry forward orthodontic activity (UOA)	0
Baseline contract value	£688,027.44

ACCESS*

Patients seen in 24 months	Total	Change since previous quarter
Quarter ending September 2017	7,309	
Quarter ending December 2017	7,455	→
Quarter ending March 2018	7,601	→
Quarter ending June 2018	7,596	→
Quarter ending September 2018	7,563	→
Variance since September 2017	3.5%	↑



ACTIVITY



Month	Adjusted Scheduled Activity (UDA)	
	2018	2019
April	-181	542
May	1,486	2,100
June	3,412	3,542
July	6,199	6,098
August	8,289	8,495
September	10,314	10,352
October	12,238	
November	14,590	
December	17,040	
January	18,584	
February	21,332	
March	23,603	
April	24,985	
May	25,003	
June	25,003	

QUALITY

	Quantity	Base Number	Contract	AT	Region	England
% of FP17s for the same patient ID Re-attending within 3 months - Children	41	1,009	4.1%	9.9%	11.5%	11.6%
% of FP17s for the same patient ID Re-attending within 3 months - Adults	269	2,831	9.5%	15.2%	16.5%	15.5%
% of FP17s for the same patient ID Re-attending between 3 & 9 months - Children	430	1,009	42.6%	48.8%	48.5%	58.8%
% of FP17s for the same patient ID Re-attending between 3 & 9 months - Adults	951	2,831	33.6%	38.8%	39.1%	51.1%
% of FP17s for Band 1 Urgent Courses	379	3,444	11.0%	10.1%	10.6%	9.0%
% of FP17s Relating to Free Repair or Replacements	3	3,444	0.1%	0.6%	0.5%	0.8%
% of FP17s Relating to Continuations	20	3,444	0.6%	0.8%	0.7%	0.9%
% of Patients satisfied with the dentistry they have received	2	2	N/A	91.6%	90.5%	93.3%
% of Patients satisfied with the time they had to wait for an appointment	2	2	N/A	87.5%	85.1%	88.9%

* This is based on patients treated on this contract for their most recent course of treatment. Figures in italics indicate the base number of FP17s or Patient Questionnaire responses are less than 100. N/A is shown where the base number of responses is less than 10 during the period. % is calculated as Quantity/Base number*100

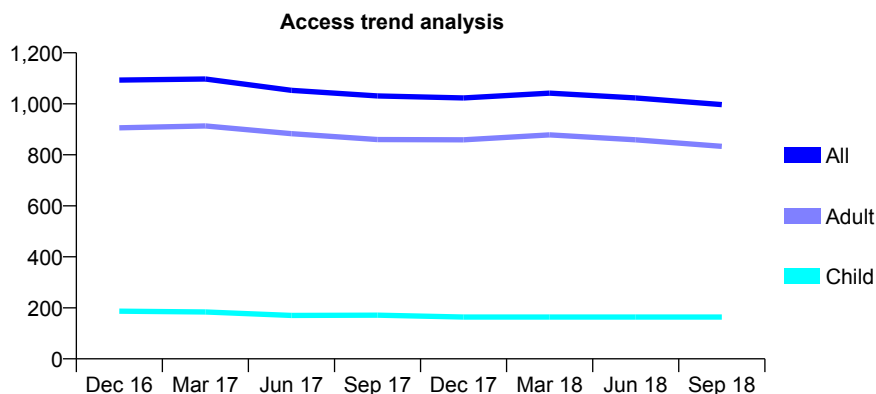
Q63 - Vital Signs At a Glance Contract Report for 196932/0001 - September 2018

Name or company name	Miss C McCarthy & Miss M McCarthy
Contract type name	GDS Contract
Purpose of contract	General
Contract start date	01/08/2010
Contract end date	

18/19 Contracted general activity (UDA)	2,200
Carry forward general activity (UDA)	-44
18/19 Contracted orthodontic activity (UOA)	0
Carry forward orthodontic activity (UOA)	0
Baseline contract value	£57,211.54

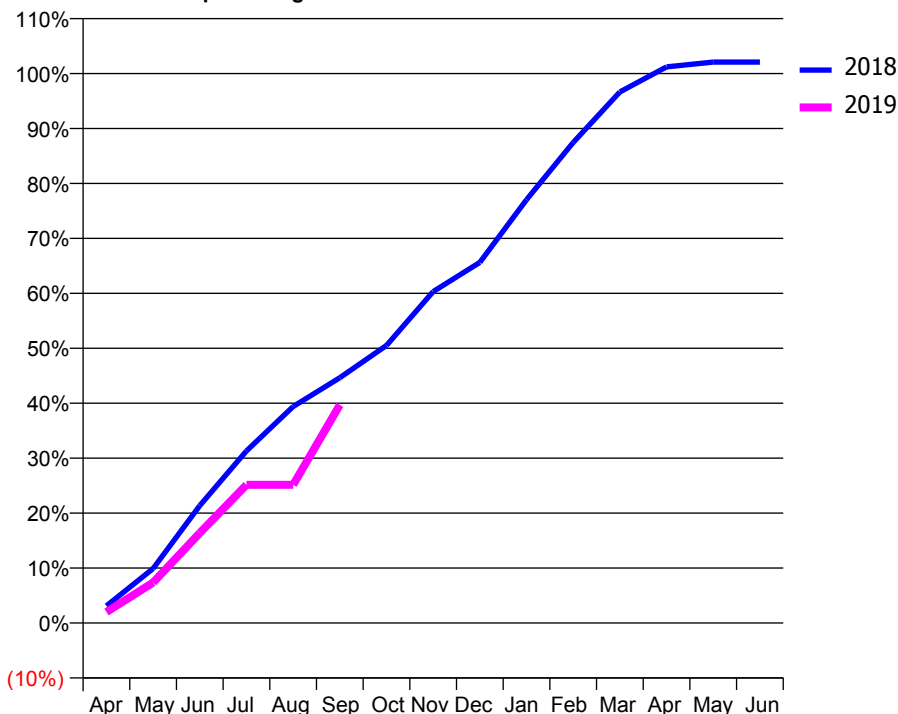
ACCESS*

Patients seen in 24 months	Total	Change since previous quarter
Quarter ending September 2017	1,031	
Quarter ending December 2017	1,023	→
Quarter ending March 2018	1,042	→
Quarter ending June 2018	1,023	↓
Quarter ending September 2018	997	↓
Variance since September 2017	(3.3%)	↓



ACTIVITY

Cumulative percentage of contracted UDA delivered 2018 & 2019



Adjusted Scheduled Activity (UDA)

Month	2018	2019
April	68	44
May	218	162
June	470	361
July	689	553
August	867	553
September	982	873
October	1,111	
November	1,327	
December	1,444	
January	1,695	
February	1,924	
March	2,126	
April	2,227	
May	2,246	
June	2,246	

QUALITY

	Quantity	Base Number	Contract	AT	Region	England
% of FP17s for the same patient ID Re-attending within 3 months - Children	0	106	0.0%	9.9%	11.5%	11.6%
% of FP17s for the same patient ID Re-attending within 3 months - Adults	3	458	0.7%	15.2%	16.5%	15.5%
% of FP17s for the same patient ID Re-attending between 3 & 9 months - Children	35	106	33.0%	48.8%	48.5%	58.8%
% of FP17s for the same patient ID Re-attending between 3 & 9 months - Adults	278	458	60.7%	38.8%	39.1%	51.1%
% of FP17s for Band 1 Urgent Courses	17	512	3.3%	10.1%	10.6%	9.0%
% of FP17s Relating to Free Repair or Replacements	0	512	0.0%	0.6%	0.5%	0.8%
% of FP17s Relating to Continuations	0	512	0.0%	0.8%	0.7%	0.9%
% of Patients satisfied with the dentistry they have received	1	1	N/A	91.6%	90.5%	93.3%
% of Patients satisfied with the time they had to wait for an appointment	0	1	N/A	87.5%	85.1%	88.9%

* This is based on patients treated on this contract for their most recent course of treatment. Figures in italics indicate the base number of FP17s or Patient Questionnaire responses are less than 100. N/A is shown where the base number of responses is less than 10 during the period. % is calculated as Quantity/Base number*100

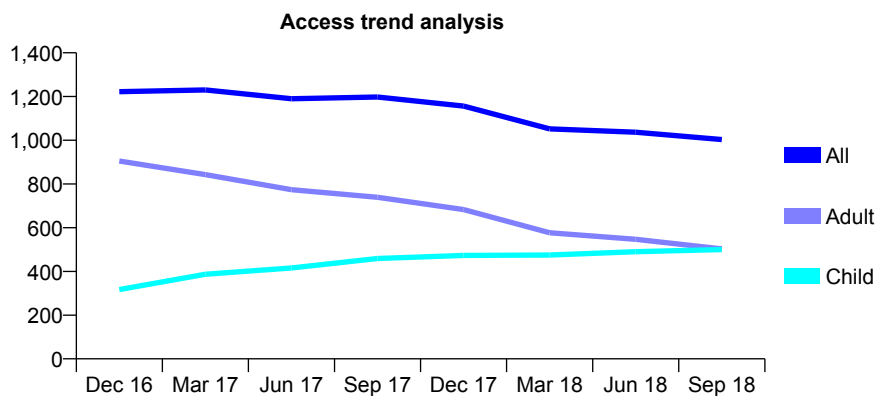
Q63 - Vital Signs At a Glance Contract Report for 198544/0001 - September 2018

Name or company name	Dr Zuleyha Cetinkaya DUZGUNOGLU
Contract type name	GDS Contract
Purpose of contract	General
Contract start date	01/06/2014
Contract end date	

18/19 Contracted general activity (UDA)	2,200
Carry forward general activity (UDA)	-7
18/19 Contracted orthodontic activity (UOA)	0
Carry forward orthodontic activity (UOA)	0
Baseline contract value	£70,826.02

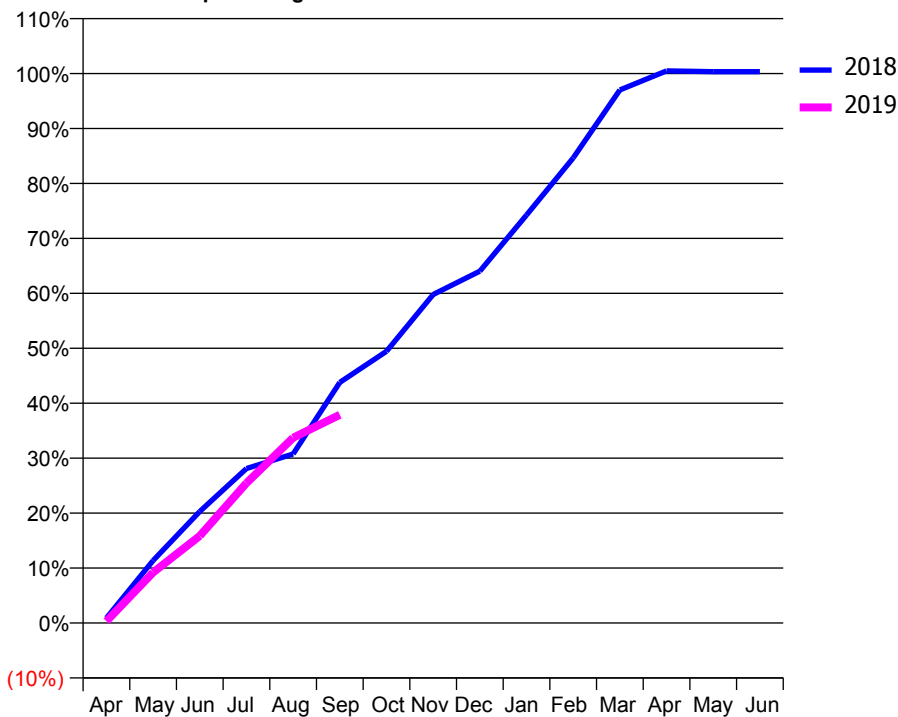
ACCESS*

Patients seen in 24 months	Total	Change since previous quarter
Quarter ending September 2017	1,198	
Quarter ending December 2017	1,156	↓
Quarter ending March 2018	1,052	↓
Quarter ending June 2018	1,037	↓
Quarter ending September 2018	1,003	↓
Variance since September 2017	(16.3%)	↓



ACTIVITY

Cumulative percentage of contracted UDA delivered 2018 & 2019



Month	Adjusted Scheduled Activity (UDA)	
	2018	2019
April	20	7
May	250	202
June	447	349
July	618	560
August	677	742
September	963	833
October	1,088	
November	1,315	
December	1,409	
January	1,634	
February	1,862	
March	2,134	
April	2,210	
May	2,207	
June	2,207	

QUALITY

	Quantity	Base Number	Contract	AT	Region	England
% of FP17s for the same patient ID Re-attending within 3 months - Children	20	320	6.3%	9.9%	11.5%	11.6%
% of FP17s for the same patient ID Re-attending within 3 months - Adults	19	249	7.6%	15.2%	16.5%	15.5%
% of FP17s for the same patient ID Re-attending between 3 & 9 months - Children	188	320	58.8%	48.8%	48.5%	58.8%
% of FP17s for the same patient ID Re-attending between 3 & 9 months - Adults	127	249	51.0%	38.8%	39.1%	51.1%
% of FP17s for Band 1 Urgent Courses	27	523	5.2%	10.1%	10.6%	9.0%
% of FP17s Relating to Free Repair or Replacements	0	523	0.0%	0.6%	0.5%	0.8%
% of FP17s Relating to Continuations	3	523	0.6%	0.8%	0.7%	0.9%
% of Patients satisfied with the dentistry they have received	0	0	N/A	91.6%	90.5%	93.3%
% of Patients satisfied with the time they had to wait for an appointment	0	0	N/A	87.5%	85.1%	88.9%

* This is based on patients treated on this contract for their most recent course of treatment. Figures in italics indicate the base number of FP17s or Patient Questionnaire responses are less than 100. N/A is shown where the base number of responses is less than 10 during the period. % is calculated as Quantity/Base number*100

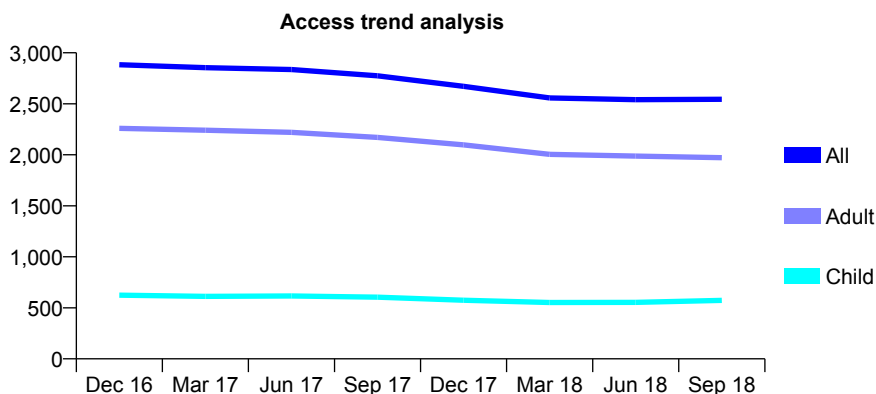
Q63 - Vital Signs At a Glance Contract Report for 198897/0001 - September 2018

Name or company name	Dr D Patel and Dr K Patel
Contract type name	GDS Contract
Purpose of contract	General
Contract start date	01/11/2013
Contract end date	

18/19 Contracted general activity (UDA)	13,000
Carry forward general activity (UDA)	0
18/19 Contracted orthodontic activity (UOA)	0
Carry forward orthodontic activity (UOA)	0
Baseline contract value	£333,065.64

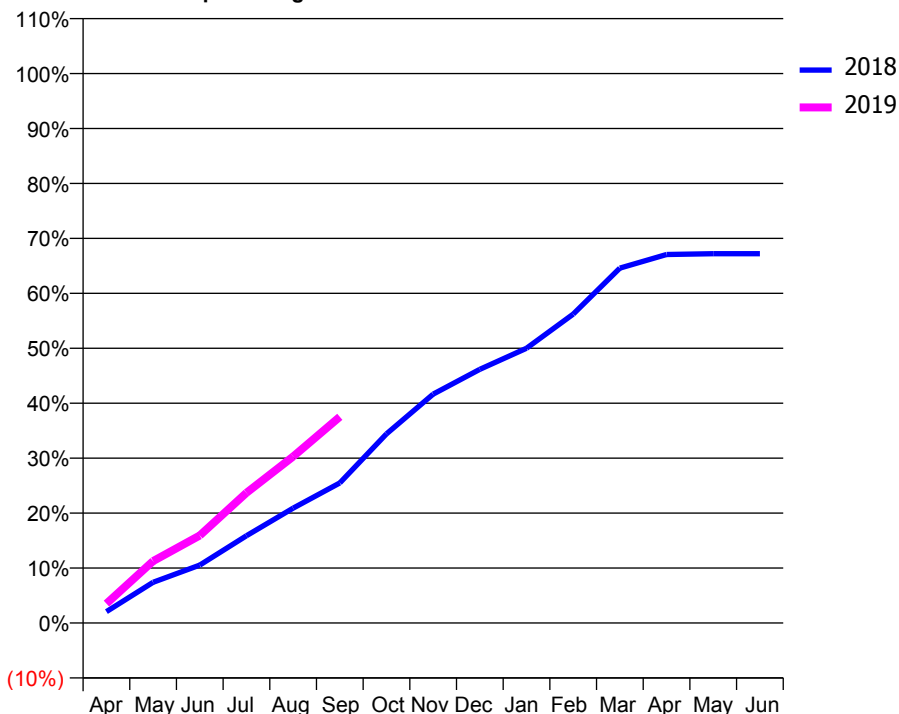
ACCESS*

Patients seen in 24 months	Total	Change since previous quarter
Quarter ending September 2017	2,775	
Quarter ending December 2017	2,671	↓
Quarter ending March 2018	2,557	↓
Quarter ending June 2018	2,541	→
Quarter ending September 2018	2,545	→
Variance since September 2017	(8.3%)	↓



ACTIVITY

Cumulative percentage of contracted UDA delivered 2018 & 2019



Adjusted Scheduled Activity (UDA)

Month	2018	2019
April	271	459
May	963	1,466
June	1,372	2,072
July	2,066	3,081
August	2,719	3,938
September	3,315	4,880
October	4,474	
November	5,417	
December	6,003	
January	6,500	
February	7,308	
March	8,397	
April	8,719	
May	8,735	
June	8,735	

QUALITY

	Quantity	Base Number	Contract	AT	Region	England
% of FP17s for the same patient ID Re-attending within 3 months - Children	32	352	9.1%	9.9%	11.5%	11.6%
% of FP17s for the same patient ID Re-attending within 3 months - Adults	166	1,011	16.4%	15.2%	16.5%	15.5%
% of FP17s for the same patient ID Re-attending between 3 & 9 months - Children	119	352	33.8%	48.8%	48.5%	58.8%
% of FP17s for the same patient ID Re-attending between 3 & 9 months - Adults	336	1,011	33.2%	38.8%	39.1%	51.1%
% of FP17s for Band 1 Urgent Courses	98	1,269	7.7%	10.1%	10.6%	9.0%
% of FP17s Relating to Free Repair or Replacements	18	1,269	1.4%	0.6%	0.5%	0.8%
% of FP17s Relating to Continuations	64	1,269	5.0%	0.8%	0.7%	0.9%
% of Patients satisfied with the dentistry they have received	0	2	N/A	91.6%	90.5%	93.3%
% of Patients satisfied with the time they had to wait for an appointment	1	2	N/A	87.5%	85.1%	88.9%

* This is based on patients treated on this contract for their most recent course of treatment. Figures in italics indicate the base number of FP17s or Patient Questionnaire responses are less than 100. N/A is shown where the base number of responses is less than 10 during the period. % is calculated as Quantity/Base number*100

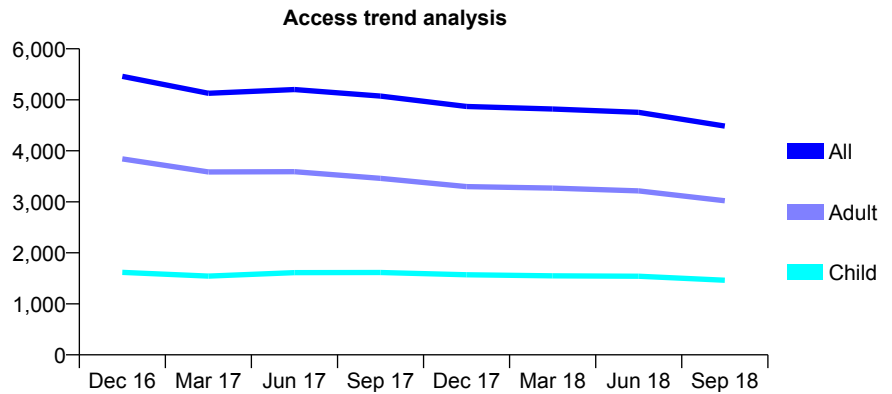
Q63 - Vital Signs At a Glance Contract Report for 198943/0001 - September 2018

Name or company name	P S Photay & Associates
Contract type name	GDS Contract
Purpose of contract	General
Contract start date	01/10/2013
Contract end date	

18/19 Contracted general activity (UDA)	16,824
Carry forward general activity (UDA)	0
18/19 Contracted orthodontic activity (UOA)	0
Carry forward orthodontic activity (UOA)	0
Baseline contract value	£435,047.63

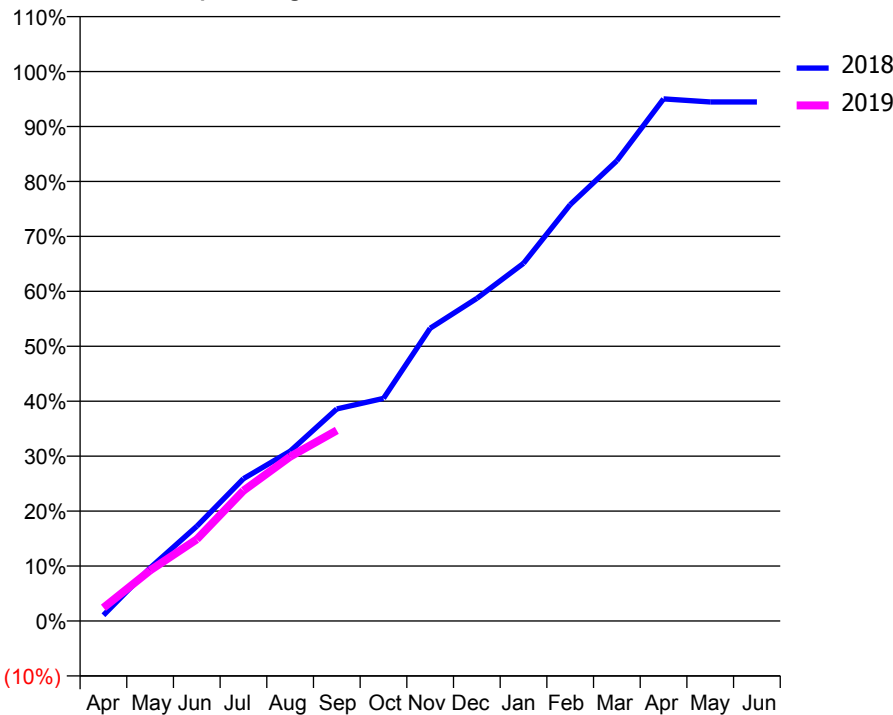
ACCESS*

Patients seen in 24 months	Total	Change since previous quarter
Quarter ending September 2017	5,074	
Quarter ending December 2017	4,869	↓
Quarter ending March 2018	4,820	↓
Quarter ending June 2018	4,755	↓
Quarter ending September 2018	4,485	↓
Variance since September 2017	(11.6%)	↓



ACTIVITY

Cumulative percentage of contracted UDA delivered 2018 & 2019



Month	Adjusted Scheduled Activity (UDA)	
	2018	2019
April	178	405
May	1,626	1,549
June	2,902	2,502
July	4,359	3,989
August	5,200	5,031
September	6,492	5,834
October	6,815	
November	8,963	
December	9,877	
January	10,951	
February	12,747	
March	14,090	
April	15,984	
May	15,891	
June	15,890	

QUALITY

	Quantity	Base Number	Contract	AT	Region	England
% of FP17s for the same patient ID Re-attending within 3 months - Children	59	765	7.7%	9.9%	11.5%	11.6%
% of FP17s for the same patient ID Re-attending within 3 months - Adults	231	1,456	15.9%	15.2%	16.5%	15.5%
% of FP17s for the same patient ID Re-attending between 3 & 9 months - Children	343	765	44.8%	48.8%	48.5%	58.8%
% of FP17s for the same patient ID Re-attending between 3 & 9 months - Adults	447	1,456	30.7%	38.8%	39.1%	51.1%
% of FP17s for Band 1 Urgent Courses	251	1,814	13.8%	10.1%	10.6%	9.0%
% of FP17s Relating to Free Repair or Replacements	1	1,814	0.1%	0.6%	0.5%	0.8%
% of FP17s Relating to Continuations	37	1,814	2.0%	0.8%	0.7%	0.9%
% of Patients satisfied with the dentistry they have received	0	0	N/A	91.6%	90.5%	93.3%
% of Patients satisfied with the time they had to wait for an appointment	0	0	N/A	87.5%	85.1%	88.9%

* This is based on patients treated on this contract for their most recent course of treatment. Figures in italics indicate the base number of FP17s or Patient Questionnaire responses are less than 100. N/A is shown where the base number of responses is less than 10 during the period. % is calculated as Quantity/Base number*100

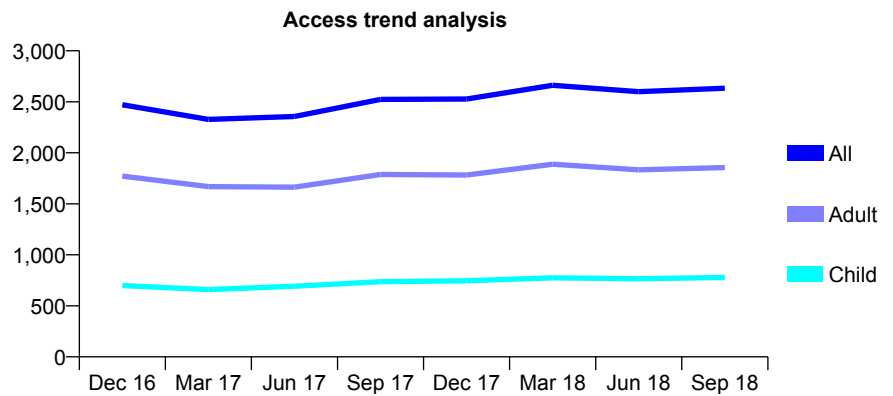
Q63 - Vital Signs At a Glance Contract Report for 198943/0002 - September 2018

Name or company name	P S Photay & Associates
Contract type name	GDS Contract
Purpose of contract	General
Contract start date	01/10/2013
Contract end date	

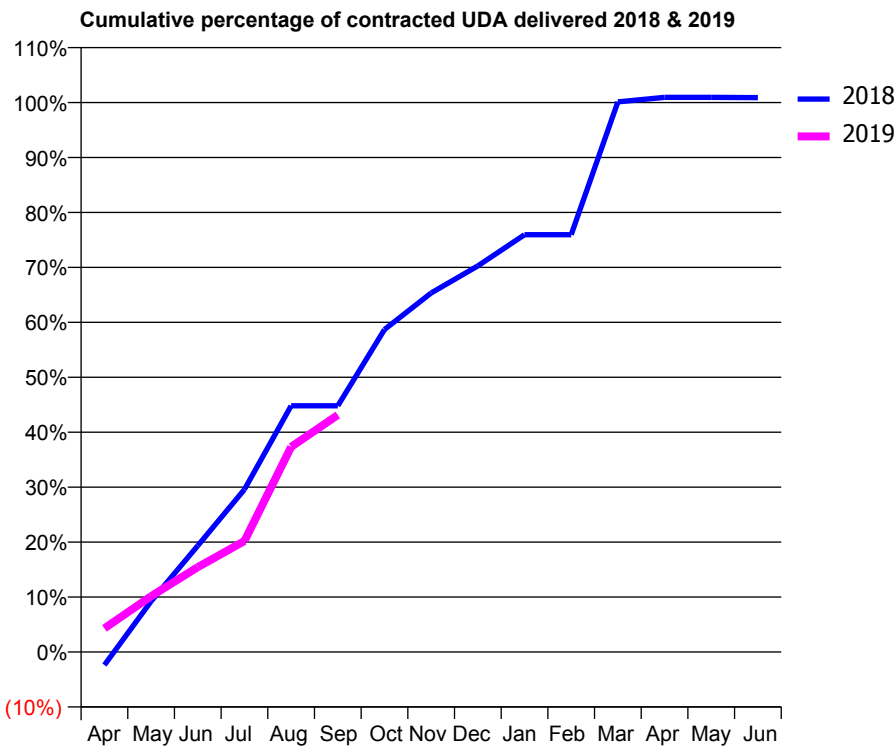
18/19 Contracted general activity (UDA)	8,520
Carry forward general activity (UDA)	-77
18/19 Contracted orthodontic activity (UOA)	0
Carry forward orthodontic activity (UOA)	0
Baseline contract value	£221,418.12

ACCESS*

Patients seen in 24 months	Total	Change since previous quarter
Quarter ending September 2017	2,524	
Quarter ending December 2017	2,528	→
Quarter ending March 2018	2,662	↑
Quarter ending June 2018	2,599	↓
Quarter ending September 2018	2,633	→
Variance since September 2017	4.3%	↑



ACTIVITY



Month	Adjusted Scheduled Activity (UDA)	
	2018	2019
April	-204	367
May	788	866
June	1,650	1,316
July	2,521	1,721
August	3,819	3,180
September	3,819	3,675
October	4,999	
November	5,567	
December	5,987	
January	6,469	
February	6,469	
March	8,530	
April	8,600	
May	8,600	
June	8,597	

QUALITY

	Quantity	Base Number	Contract	AT	Region	England
% of FP17s for the same patient ID Re-attending within 3 months - Children	17	396	4.3%	9.9%	11.5%	11.6%
% of FP17s for the same patient ID Re-attending within 3 months - Adults	57	699	8.2%	15.2%	16.5%	15.5%
% of FP17s for the same patient ID Re-attending between 3 & 9 months - Children	140	396	35.4%	48.8%	48.5%	58.8%
% of FP17s for the same patient ID Re-attending between 3 & 9 months - Adults	167	699	23.9%	38.8%	39.1%	51.1%
% of FP17s for Band 1 Urgent Courses	148	1,051	14.1%	10.1%	10.6%	9.0%
% of FP17s Relating to Free Repair or Replacements	0	1,051	0.0%	0.6%	0.5%	0.8%
% of FP17s Relating to Continuations	5	1,051	0.5%	0.8%	0.7%	0.9%
% of Patients satisfied with the dentistry they have received	0	0	N/A	91.6%	90.5%	93.3%
% of Patients satisfied with the time they had to wait for an appointment	0	0	N/A	87.5%	85.1%	88.9%

* This is based on patients treated on this contract for their most recent course of treatment. Figures in italics indicate the base number of FP17s or Patient Questionnaire responses are less than 100. N/A is shown where the base number of responses is less than 10 during the period. % is calculated as Quantity/Base number*100

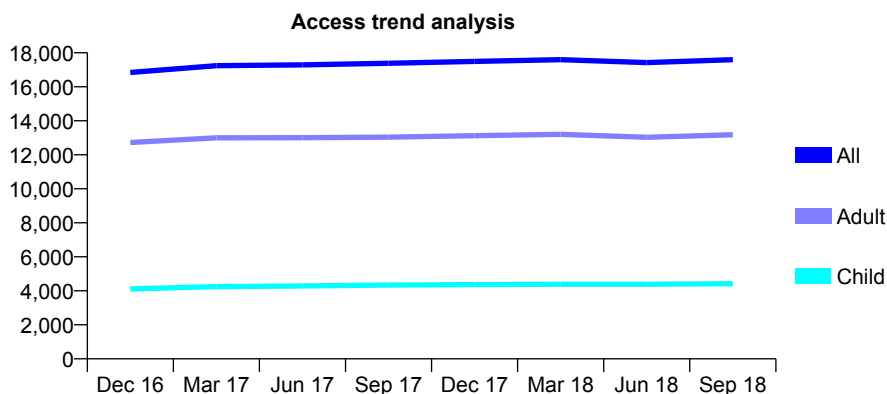
Q63 - Vital Signs At a Glance Contract Report for 199214/0001 - September 2018

Name or company name	L. Ziman & Associates
Contract type name	GDS Contract
Purpose of contract	General
Contract start date	01/04/2013
Contract end date	

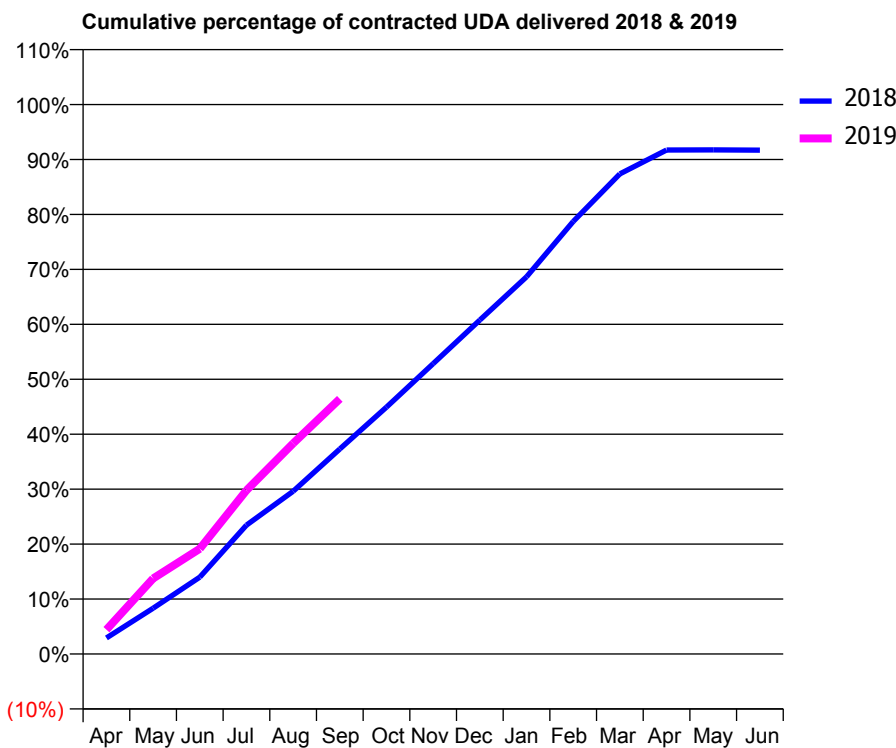
18/19 Contracted general activity (UDA)	47,912
Carry forward general activity (UDA)	0
18/19 Contracted orthodontic activity (UOA)	0
Carry forward orthodontic activity (UOA)	0
Baseline contract value	£1,333,320.08

ACCESS*

Patients seen in 24 months	Total	Change since previous quarter
Quarter ending September 2017	17,381	
Quarter ending December 2017	17,492	→
Quarter ending March 2018	17,593	→
Quarter ending June 2018	17,421	→
Quarter ending September 2018	17,597	→
Variance since September 2017	1.2%	→



ACTIVITY



Month	Adjusted Scheduled Activity (UDA)	
	2018	2019
April	1,401	2,120
May	4,000	6,584
June	6,698	9,175
July	11,239	14,267
August	14,192	18,363
September	17,878	22,252
October	21,529	
November	25,316	
December	29,117	
January	32,889	
February	37,715	
March	41,860	
April	43,943	
May	43,951	
June	43,937	

QUALITY

	Quantity	Base Number	Contract	AT	Region	England
% of FP17s for the same patient ID Re-attending within 3 months - Children	213	3,242	6.6%	9.9%	11.5%	11.6%
% of FP17s for the same patient ID Re-attending within 3 months - Adults	1,060	7,733	13.7%	15.2%	16.5%	15.5%
% of FP17s for the same patient ID Re-attending between 3 & 9 months - Children	1,833	3,242	56.5%	48.8%	48.5%	58.8%
% of FP17s for the same patient ID Re-attending between 3 & 9 months - Adults	3,156	7,733	40.8%	38.8%	39.1%	51.1%
% of FP17s for Band 1 Urgent Courses	1,009	10,056	10.0%	10.1%	10.6%	9.0%
% of FP17s Relating to Free Repair or Replacements	84	10,056	0.8%	0.6%	0.5%	0.8%
% of FP17s Relating to Continuations	60	10,056	0.6%	0.8%	0.7%	0.9%
% of Patients satisfied with the dentistry they have received	4	4	N/A	91.6%	90.5%	93.3%
% of Patients satisfied with the time they had to wait for an appointment	3	4	N/A	87.5%	85.1%	88.9%

* This is based on patients treated on this contract for their most recent course of treatment. Figures in italics indicate the base number of FP17s or Patient Questionnaire responses are less than 100. N/A is shown where the base number of responses is less than 10 during the period. % is calculated as Quantity/Base number*100

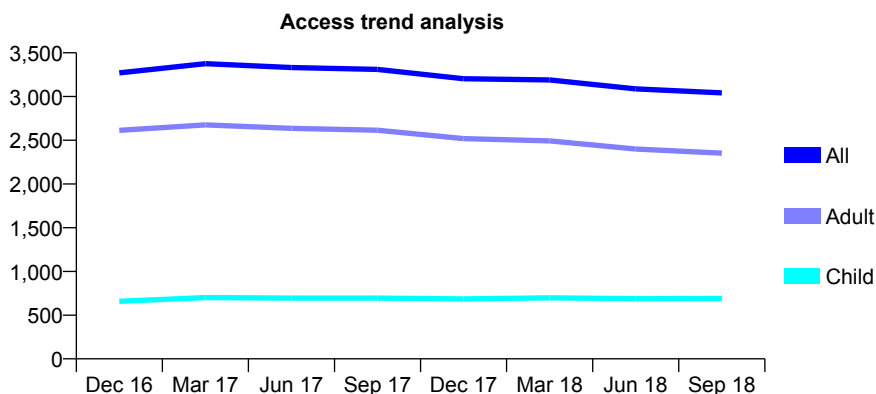
Q63 - Vital Signs At a Glance Contract Report for 199249/0001 - September 2018

Name or company name	Maxident Limited
Contract type name	GDS Contract
Purpose of contract	General
Contract start date	01/03/2011
Contract end date	

18/19 Contracted general activity (UDA)	9,489
Carry forward general activity (UDA)	-174
18/19 Contracted orthodontic activity (UOA)	0
Carry forward orthodontic activity (UOA)	0
Baseline contract value	£270,362.40

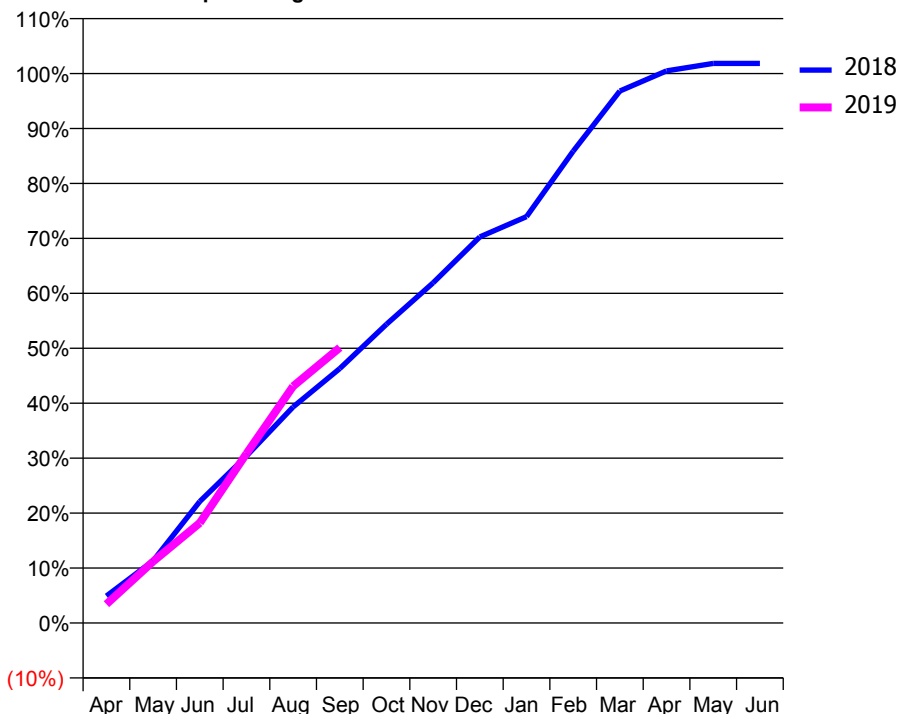
ACCESS*

Patients seen in 24 months	Total	Change since previous quarter
Quarter ending September 2017	3,310	
Quarter ending December 2017	3,204	↓
Quarter ending March 2018	3,190	→
Quarter ending June 2018	3,088	↓
Quarter ending September 2018	3,042	↓
Variance since September 2017	(8.1%)	↓



ACTIVITY

Cumulative percentage of contracted UDA delivered 2018 & 2019



Adjusted Scheduled Activity (UDA)

Month	2018	2019
April	467	325
May	1,074	1,063
June	2,100	1,728
July	2,884	2,925
August	3,732	4,088
September	4,394	4,757
October	5,159	
November	5,874	
December	6,668	
January	7,018	
February	8,148	
March	9,188	
April	9,534	
May	9,663	
June	9,663	

QUALITY

	Quantity	Base Number	Contract	AT	Region	England
% of FP17s for the same patient ID Re-attending within 3 months - Children	23	336	6.8%	9.9%	11.5%	11.6%
% of FP17s for the same patient ID Re-attending within 3 months - Adults	204	1,075	19.0%	15.2%	16.5%	15.5%
% of FP17s for the same patient ID Re-attending between 3 & 9 months - Children	97	336	28.9%	48.8%	48.5%	58.8%
% of FP17s for the same patient ID Re-attending between 3 & 9 months - Adults	215	1,075	20.0%	38.8%	39.1%	51.1%
% of FP17s for Band 1 Urgent Courses	246	1,325	18.6%	10.1%	10.6%	9.0%
% of FP17s Relating to Free Repair or Replacements	0	1,325	0.0%	0.6%	0.5%	0.8%
% of FP17s Relating to Continuations	0	1,325	0.0%	0.8%	0.7%	0.9%
% of Patients satisfied with the dentistry they have received	0	0	N/A	91.6%	90.5%	93.3%
% of Patients satisfied with the time they had to wait for an appointment	0	0	N/A	87.5%	85.1%	88.9%

* This is based on patients treated on this contract for their most recent course of treatment. Figures in italics indicate the base number of FP17s or Patient Questionnaire responses are less than 100. N/A is shown where the base number of responses is less than 10 during the period. % is calculated as Quantity/Base number*100

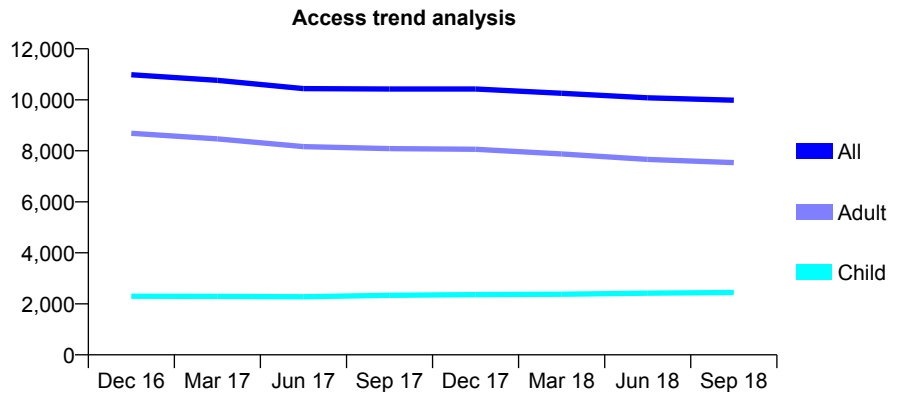
Q63 - Vital Signs At a Glance Contract Report for 199443/0001 - September 2018

Name or company name	Namta Ltd
Contract type name	GDS Contract
Purpose of contract	General
Contract start date	01/04/2011
Contract end date	

18/19 Contracted general activity (UDA)	26,885
Carry forward general activity (UDA)	3,599
18/19 Contracted orthodontic activity (UOA)	0
Carry forward orthodontic activity (UOA)	0
Baseline contract value	£719,155.40

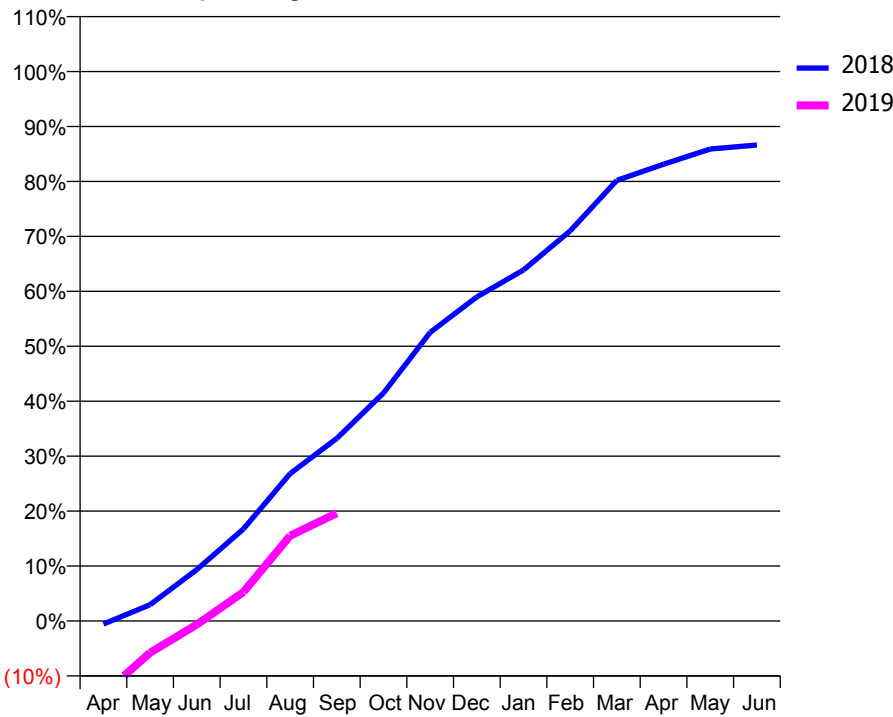
ACCESS*

Patients seen in 24 months	Total	Change since previous quarter
Quarter ending September 2017	10,423	
Quarter ending December 2017	10,422	→
Quarter ending March 2018	10,254	↓
Quarter ending June 2018	10,077	↓
Quarter ending September 2018	9,983	→
Variance since September 2017	(4.2%)	↓



ACTIVITY

Cumulative percentage of contracted UDA delivered 2018 & 2019



Month	Adjusted Scheduled Activity (UDA)	
	2018	2019
April	-155	-3,593
May	802	-1,556
June	2,516	-178
July	4,502	1,419
August	7,211	4,170
September	8,932	5,273
October	11,152	
November	14,121	
December	15,857	
January	17,176	
February	19,089	
March	21,557	
April	22,347	
May	23,090	
June	23,286	

QUALITY

	Quantity	Base Number	Contract	AT	Region	England
% of FP17s for the same patient ID Re-attending within 3 months - Children	99	1,421	7.0%	9.9%	11.5%	11.6%
% of FP17s for the same patient ID Re-attending within 3 months - Adults	554	3,538	15.7%	15.2%	16.5%	15.5%
% of FP17s for the same patient ID Re-attending between 3 & 9 months - Children	538	1,421	37.9%	48.8%	48.5%	58.8%
% of FP17s for the same patient ID Re-attending between 3 & 9 months - Adults	1,208	3,538	34.1%	38.8%	39.1%	51.1%
% of FP17s for Band 1 Urgent Courses	494	4,363	11.3%	10.1%	10.6%	9.0%
% of FP17s Relating to Free Repair or Replacements	27	4,363	0.6%	0.6%	0.5%	0.8%
% of FP17s Relating to Continuations	9	4,363	0.2%	0.8%	0.7%	0.9%
% of Patients satisfied with the dentistry they have received	3	3	N/A	91.6%	90.5%	93.3%
% of Patients satisfied with the time they had to wait for an appointment	2	3	N/A	87.5%	85.1%	88.9%

* This is based on patients treated on this contract for their most recent course of treatment. Figures in italics indicate the base number of FP17s or Patient Questionnaire responses are less than 100. N/A is shown where the base number of responses is less than 10 during the period. % is calculated as Quantity/Base number*100

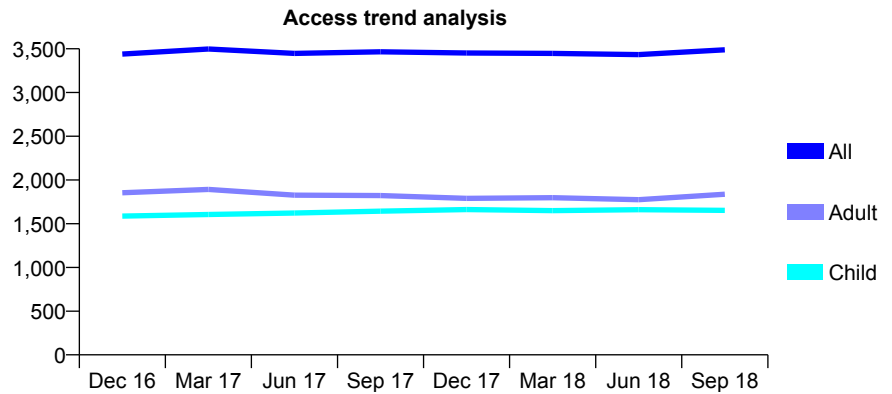
Q63 - Vital Signs At a Glance Contract Report for 199826/0001 - September 2018

Name or company name	FEARNS LIMITED
Contract type name	GDS Contract
Purpose of contract	General
Contract start date	01/03/2009
Contract end date	

18/19 Contracted general activity (UDA)	6,400
Carry forward general activity (UDA)	0
18/19 Contracted orthodontic activity (UOA)	0
Carry forward orthodontic activity (UOA)	0
Baseline contract value	£150,757.39

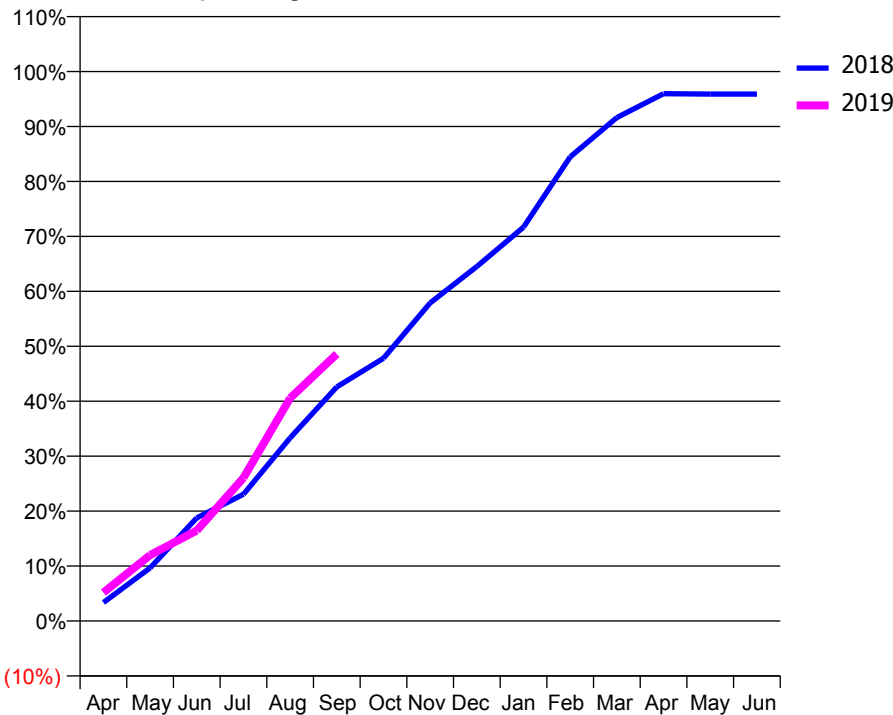
ACCESS*

Patients seen in 24 months	Total	Change since previous quarter
Quarter ending September 2017	3,465	
Quarter ending December 2017	3,452	→
Quarter ending March 2018	3,448	→
Quarter ending June 2018	3,434	→
Quarter ending September 2018	3,489	→
Variance since September 2017	0.7%	→



ACTIVITY

Cumulative percentage of contracted UDA delivered 2018 & 2019



Adjusted Scheduled Activity (UDA)		
Month	2018	2019
April	215	332
May	619	768
June	1,202	1,054
July	1,476	1,668
August	2,134	2,596
September	2,727	3,111
October	3,061	
November	3,705	
December	4,129	
January	4,587	
February	5,406	
March	5,864	
April	6,142	
May	6,138	
June	6,138	

QUALITY

	Quantity	Base Number	Contract	AT	Region	England
% of FP17s for the same patient ID Re-attending within 3 months - Children	58	1,388	4.2%	9.9%	11.5%	11.6%
% of FP17s for the same patient ID Re-attending within 3 months - Adults	112	1,081	10.4%	15.2%	16.5%	15.5%
% of FP17s for the same patient ID Re-attending between 3 & 9 months - Children	993	1,388	71.5%	48.8%	48.5%	58.8%
% of FP17s for the same patient ID Re-attending between 3 & 9 months - Adults	522	1,081	48.3%	38.8%	39.1%	51.1%
% of FP17s for Band 1 Urgent Courses	58	1,691	3.4%	10.1%	10.6%	9.0%
% of FP17s Relating to Free Repair or Replacements	1	1,691	0.1%	0.6%	0.5%	0.8%
% of FP17s Relating to Continuations	2	1,691	0.1%	0.8%	0.7%	0.9%
% of Patients satisfied with the dentistry they have received	1	1	N/A	91.6%	90.5%	93.3%
% of Patients satisfied with the time they had to wait for an appointment	1	1	N/A	87.5%	85.1%	88.9%

* This is based on patients treated on this contract for their most recent course of treatment. Figures in italics indicate the base number of FP17s or Patient Questionnaire responses are less than 100. N/A is shown where the base number of responses is less than 10 during the period. % is calculated as Quantity/Base number*100

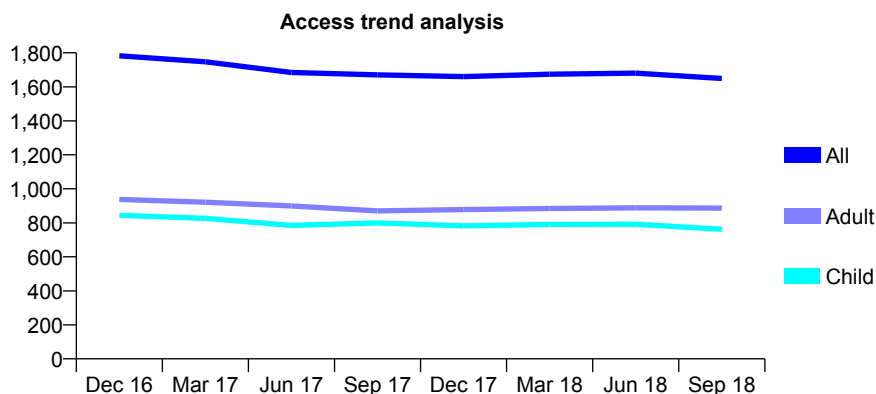
Q63 - Vital Signs At a Glance Contract Report for 204307/0002 - September 2018

Name or company name	MR RN SILVERSTONE
Contract type name	GDS Contract
Purpose of contract	General
Contract start date	16/12/2013
Contract end date	

18/19 Contracted general activity (UDA)	7,500
Carry forward general activity (UDA)	0
18/19 Contracted orthodontic activity (UOA)	0
Carry forward orthodontic activity (UOA)	0
Baseline contract value	£269,162.05

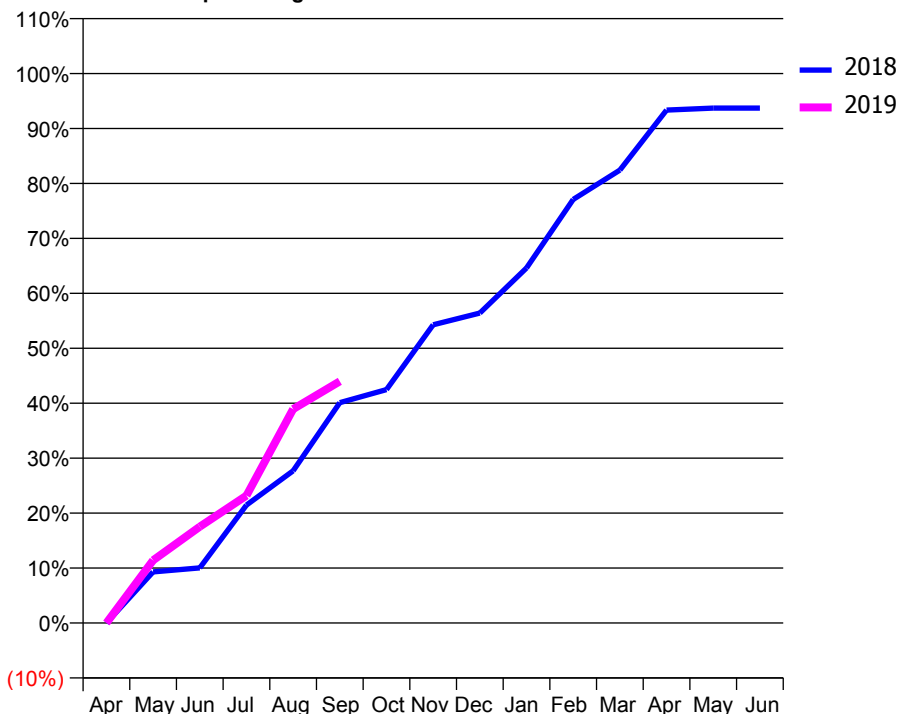
ACCESS*

Patients seen in 24 months	Total	Change since previous quarter
Quarter ending September 2017	1,670	
Quarter ending December 2017	1,660	→
Quarter ending March 2018	1,674	→
Quarter ending June 2018	1,680	→
Quarter ending September 2018	1,649	↓
Variance since September 2017	(1.3%)	↓



ACTIVITY

Cumulative percentage of contracted UDA delivered 2018 & 2019



Adjusted Scheduled Activity (UDA)

Month	2018	2019
April	0	0
May	699	857
June	752	1,315
July	1,610	1,739
August	2,077	2,921
September	3,007	3,298
October	3,185	
November	4,071	
December	4,230	
January	4,845	
February	5,782	
March	6,181	
April	7,000	
May	7,028	
June	7,028	

QUALITY

	Quantity	Base Number	Contract	AT	Region	England
% of FP17s for the same patient ID Re-attending within 3 months - Children	46	522	8.8%	9.9%	11.5%	11.6%
% of FP17s for the same patient ID Re-attending within 3 months - Adults	188	687	27.4%	15.2%	16.5%	15.5%
% of FP17s for the same patient ID Re-attending between 3 & 9 months - Children	275	522	52.7%	48.8%	48.5%	58.8%
% of FP17s for the same patient ID Re-attending between 3 & 9 months - Adults	259	687	37.7%	38.8%	39.1%	51.1%
% of FP17s for Band 1 Urgent Courses	112	983	11.4%	10.1%	10.6%	9.0%
% of FP17s Relating to Free Repair or Replacements	30	983	3.1%	0.6%	0.5%	0.8%
% of FP17s Relating to Continuations	36	983	3.7%	0.8%	0.7%	0.9%
% of Patients satisfied with the dentistry they have received	2	2	N/A	91.6%	90.5%	93.3%
% of Patients satisfied with the time they had to wait for an appointment	2	2	N/A	87.5%	85.1%	88.9%

* This is based on patients treated on this contract for their most recent course of treatment. Figures in italics indicate the base number of FP17s or Patient Questionnaire responses are less than 100. N/A is shown where the base number of responses is less than 10 during the period. % is calculated as Quantity/Base number*100

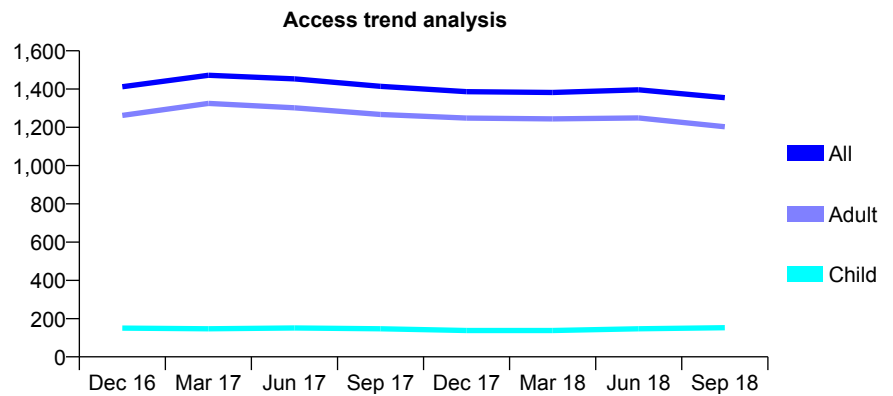
Q63 - Vital Signs At a Glance Contract Report for 206660/0002 - September 2018

Name or company name	MR HK AGYEKUM
Contract type name	GDS Contract
Purpose of contract	General
Contract start date	02/04/2011
Contract end date	

18/19 Contracted general activity (UDA)	5,840
Carry forward general activity (UDA)	-117
18/19 Contracted orthodontic activity (UOA)	0
Carry forward orthodontic activity (UOA)	0
Baseline contract value	£189,335.65

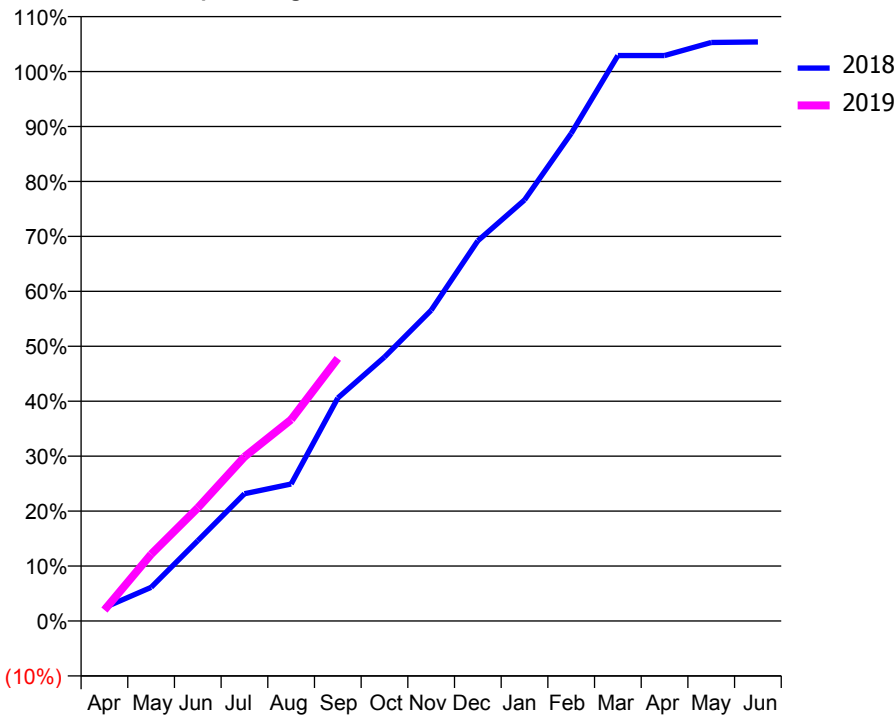
ACCESS*

Patients seen in 24 months	Total	Change since previous quarter
Quarter ending September 2017	1,414	
Quarter ending December 2017	1,386	↓
Quarter ending March 2018	1,382	→
Quarter ending June 2018	1,396	→
Quarter ending September 2018	1,355	↓
Variance since September 2017	(4.2%)	↓



ACTIVITY

Cumulative percentage of contracted UDA delivered 2018 & 2019



Month	Adjusted Scheduled Activity (UDA)	
	2018	2019
April	143	117
May	358	710
June	854	1,203
July	1,353	1,745
August	1,457	2,140
September	2,370	2,791
October	2,805	
November	3,303	
December	4,041	
January	4,475	
February	5,182	
March	6,010	
April	6,010	
May	6,149	
June	6,155	

QUALITY

	Quantity	Base Number	Contract	AT	Region	England
% of FP17s for the same patient ID Re-attending within 3 months - Children	2	111	1.8%	9.9%	11.5%	11.6%
% of FP17s for the same patient ID Re-attending within 3 months - Adults	125	679	18.4%	15.2%	16.5%	15.5%
% of FP17s for the same patient ID Re-attending between 3 & 9 months - Children	55	111	49.5%	48.8%	48.5%	58.8%
% of FP17s for the same patient ID Re-attending between 3 & 9 months - Adults	327	679	48.2%	38.8%	39.1%	51.1%
% of FP17s for Band 1 Urgent Courses	66	722	9.1%	10.1%	10.6%	9.0%
% of FP17s Relating to Free Repair or Replacements	0	722	0.0%	0.6%	0.5%	0.8%
% of FP17s Relating to Continuations	0	722	0.0%	0.8%	0.7%	0.9%
% of Patients satisfied with the dentistry they have received	1	1	N/A	91.6%	90.5%	93.3%
% of Patients satisfied with the time they had to wait for an appointment	1	1	N/A	87.5%	85.1%	88.9%

* This is based on patients treated on this contract for their most recent course of treatment. Figures in italics indicate the base number of FP17s or Patient Questionnaire responses are less than 100. N/A is shown where the base number of responses is less than 10 during the period. % is calculated as Quantity/Base number*100

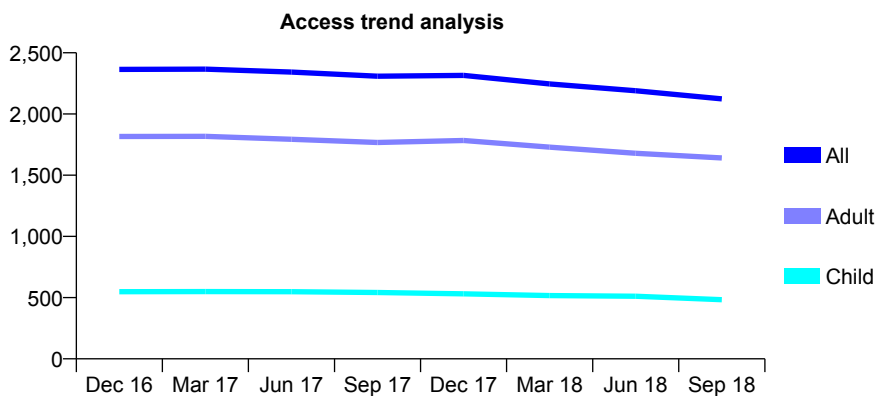
Q63 - Vital Signs At a Glance Contract Report for 213349/0001 - September 2018

Name or company name	MR GJ HUMPHRIES
Contract type name	GDS Contract
Purpose of contract	General
Contract start date	01/04/2006
Contract end date	

18/19 Contracted general activity (UDA)	6,029
Carry forward general activity (UDA)	0
18/19 Contracted orthodontic activity (UOA)	0
Carry forward orthodontic activity (UOA)	0
Baseline contract value	£163,715.53

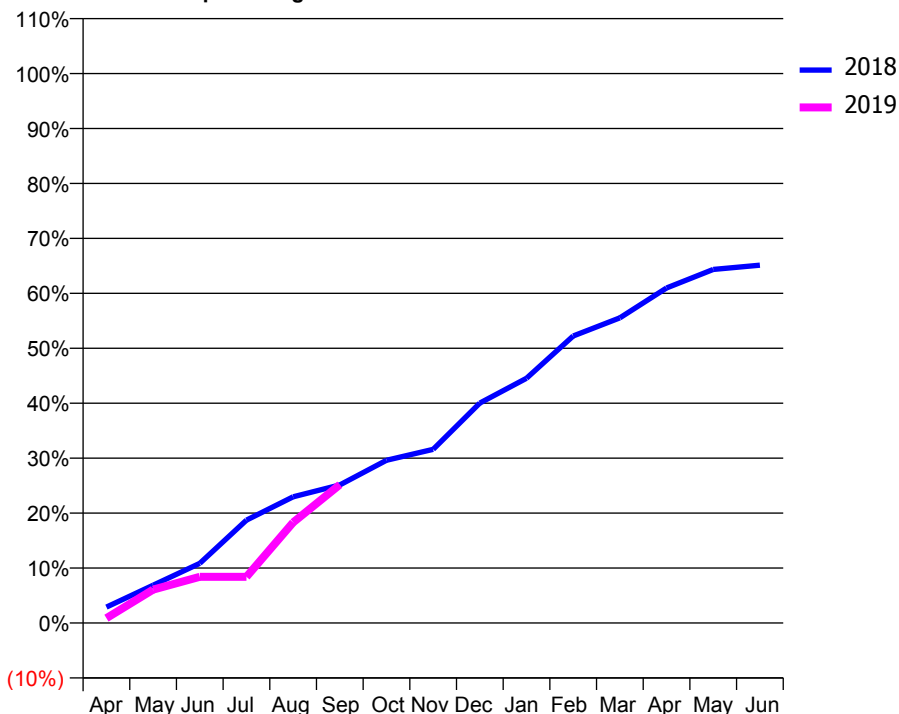
ACCESS*

Patients seen in 24 months	Total	Change since previous quarter
Quarter ending September 2017	2,309	
Quarter ending December 2017	2,315	→
Quarter ending March 2018	2,246	↓
Quarter ending June 2018	2,190	↓
Quarter ending September 2018	2,124	↓
Variance since September 2017	(8.0%)	↓



ACTIVITY

Cumulative percentage of contracted UDA delivered 2018 & 2019



Adjusted Scheduled Activity (UDA)

Month	2018	2019
April	175	54
May	414	367
June	655	506
July	1,129	506
August	1,384	1,104
September	1,515	1,517
October	1,785	
November	1,905	
December	2,413	
January	2,685	
February	3,149	
March	3,349	
April	3,676	
May	3,880	
June	3,926	

QUALITY

	Quantity	Base Number	Contract	AT	Region	England
% of FP17s for the same patient ID Re-attending within 3 months - Children	30	294	10.2%	9.9%	11.5%	11.6%
% of FP17s for the same patient ID Re-attending within 3 months - Adults	125	956	13.1%	15.2%	16.5%	15.5%
% of FP17s for the same patient ID Re-attending between 3 & 9 months - Children	114	294	38.8%	48.8%	48.5%	58.8%
% of FP17s for the same patient ID Re-attending between 3 & 9 months - Adults	337	956	35.3%	38.8%	39.1%	51.1%
% of FP17s for Band 1 Urgent Courses	84	888	9.5%	10.1%	10.6%	9.0%
% of FP17s Relating to Free Repair or Replacements	19	888	2.1%	0.6%	0.5%	0.8%
% of FP17s Relating to Continuations	9	888	1.0%	0.8%	0.7%	0.9%
% of Patients satisfied with the dentistry they have received	0	0	N/A	91.6%	90.5%	93.3%
% of Patients satisfied with the time they had to wait for an appointment	0	0	N/A	87.5%	85.1%	88.9%

* This is based on patients treated on this contract for their most recent course of treatment. Figures in italics indicate the base number of FP17s or Patient Questionnaire responses are less than 100. N/A is shown where the base number of responses is less than 10 during the period. % is calculated as Quantity/Base number*100

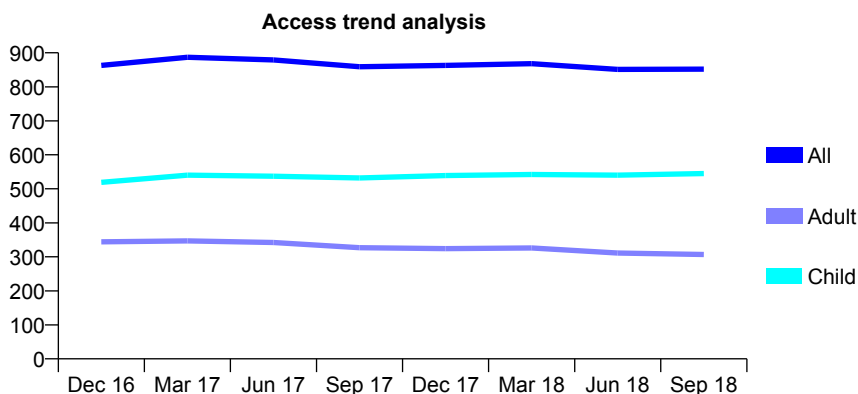
Q63 - Vital Signs At a Glance Contract Report for 214582/0001 - September 2018

Name or company name	S Shah
Contract type name	GDS Contract
Purpose of contract	General
Contract start date	01/04/2006
Contract end date	

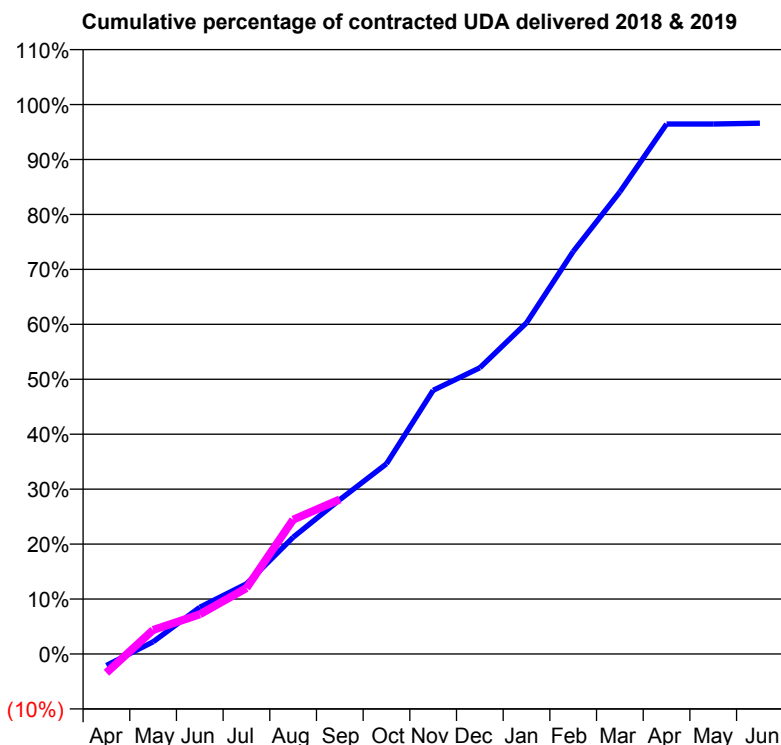
18/19 Contracted general activity (UDA)	2,040
Carry forward general activity (UDA)	70
18/19 Contracted orthodontic activity (UOA)	0
Carry forward orthodontic activity (UOA)	0
Baseline contract value	£52,590.97

ACCESS*

Patients seen in 24 months	Total	Change since previous quarter
Quarter ending September 2017	859	
Quarter ending December 2017	863	→
Quarter ending March 2018	868	→
Quarter ending June 2018	851	↓
Quarter ending September 2018	852	→
Variance since September 2017	(0.8%)	→



ACTIVITY



Adjusted Scheduled Activity (UDA)		
Month	2018	2019
April	-43	-70
May	45	90
June	174	147
July	261	245
August	434	499
September	573	574
October	706	
November	979	
December	1,063	
January	1,229	
February	1,494	
March	1,716	
April	1,967	
May	1,967	
June	1,970	

QUALITY

	Quantity	Base Number	Contract	AT	Region	England
% of FP17s for the same patient ID Re-attending within 3 months - Children	33	454	7.3%	9.9%	11.5%	11.6%
% of FP17s for the same patient ID Re-attending within 3 months - Adults	11	134	8.2%	15.2%	16.5%	15.5%
% of FP17s for the same patient ID Re-attending between 3 & 9 months - Children	330	454	72.7%	48.8%	48.5%	58.8%
% of FP17s for the same patient ID Re-attending between 3 & 9 months - Adults	74	134	55.2%	38.8%	39.1%	51.1%
% of FP17s for Band 1 Urgent Courses	21	454	4.6%	10.1%	10.6%	9.0%
% of FP17s Relating to Free Repair or Replacements	0	454	0.0%	0.6%	0.5%	0.8%
% of FP17s Relating to Continuations	0	454	0.0%	0.8%	0.7%	0.9%
% of Patients satisfied with the dentistry they have received	0	0	N/A	91.6%	90.5%	93.3%
% of Patients satisfied with the time they had to wait for an appointment	0	0	N/A	87.5%	85.1%	88.9%

* This is based on patients treated on this contract for their most recent course of treatment. Figures in italics indicate the base number of FP17s or Patient Questionnaire responses are less than 100. N/A is shown where the base number of responses is less than 10 during the period. % is calculated as Quantity/Base number*100

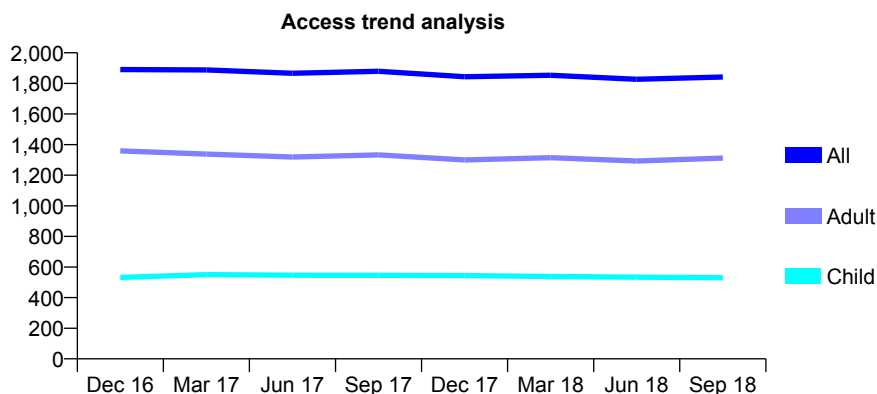
Q63 - Vital Signs At a Glance Contract Report for 214752/0001 - September 2018

Name or company name	MR A PATEL
Contract type name	GDS Contract
Purpose of contract	General
Contract start date	01/04/2006
Contract end date	

18/19 Contracted general activity (UDA)	4,304
Carry forward general activity (UDA)	-49
18/19 Contracted orthodontic activity (UOA)	0
Carry forward orthodontic activity (UOA)	0
Baseline contract value	£127,524.14

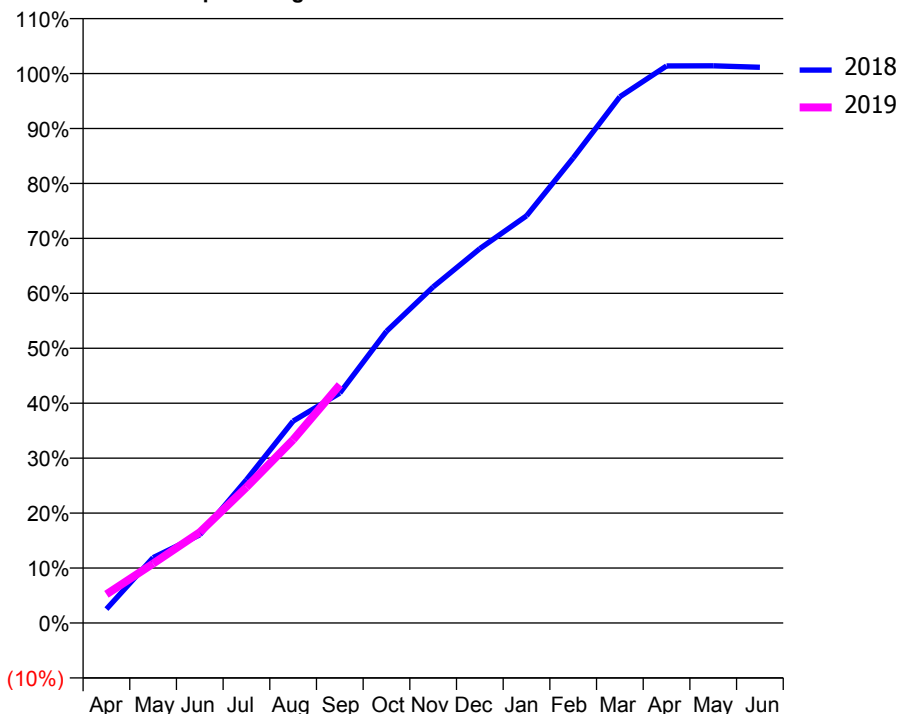
ACCESS*

Patients seen in 24 months	Total	Change since previous quarter
Quarter ending September 2017	1,879	
Quarter ending December 2017	1,844	↓
Quarter ending March 2018	1,853	→
Quarter ending June 2018	1,827	↓
Quarter ending September 2018	1,842	→
Variance since September 2017	(2.0%)	↓



ACTIVITY

Cumulative percentage of contracted UDA delivered 2018 & 2019



Month	2018	2019
April	109	225
May	512	466
June	691	711
July	1,122	1,064
August	1,582	1,435
September	1,801	1,866
October	2,284	
November	2,633	
December	2,932	
January	3,189	
February	3,643	
March	4,122	
April	4,363	
May	4,364	
June	4,353	

QUALITY

	Quantity	Base Number	Contract	AT	Region	England
% of FP17s for the same patient ID Re-attending within 3 months - Children	18	298	6.0%	9.9%	11.5%	11.6%
% of FP17s for the same patient ID Re-attending within 3 months - Adults	46	596	7.7%	15.2%	16.5%	15.5%
% of FP17s for the same patient ID Re-attending between 3 & 9 months - Children	119	298	39.9%	48.8%	48.5%	58.8%
% of FP17s for the same patient ID Re-attending between 3 & 9 months - Adults	190	596	31.9%	38.8%	39.1%	51.1%
% of FP17s for Band 1 Urgent Courses	39	812	4.8%	10.1%	10.6%	9.0%
% of FP17s Relating to Free Repair or Replacements	3	812	0.4%	0.6%	0.5%	0.8%
% of FP17s Relating to Continuations	13	812	1.6%	0.8%	0.7%	0.9%
% of Patients satisfied with the dentistry they have received	0	0	N/A	91.6%	90.5%	93.3%
% of Patients satisfied with the time they had to wait for an appointment	0	0	N/A	87.5%	85.1%	88.9%

* This is based on patients treated on this contract for their most recent course of treatment. Figures in italics indicate the base number of FP17s or Patient Questionnaire responses are less than 100. N/A is shown where the base number of responses is less than 10 during the period. % is calculated as Quantity/Base number*100

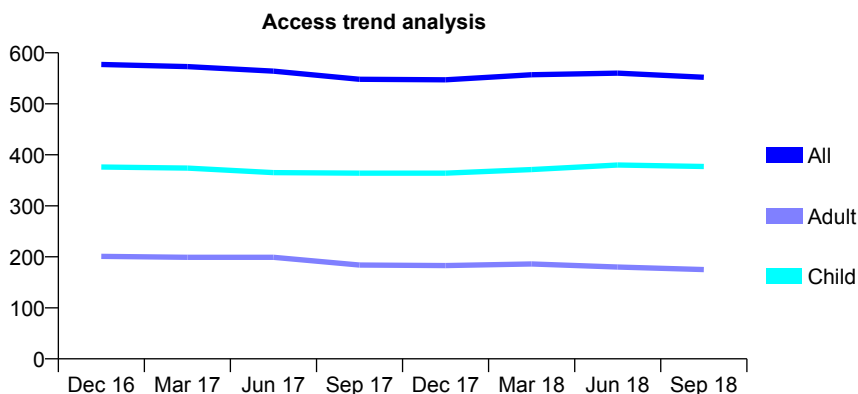
Q63 - Vital Signs At a Glance Contract Report for 215775/0001 - September 2018

Name or company name	MR HE ROBERTS-HARRY
Contract type name	GDS Contract
Purpose of contract	General
Contract start date	01/04/2006
Contract end date	

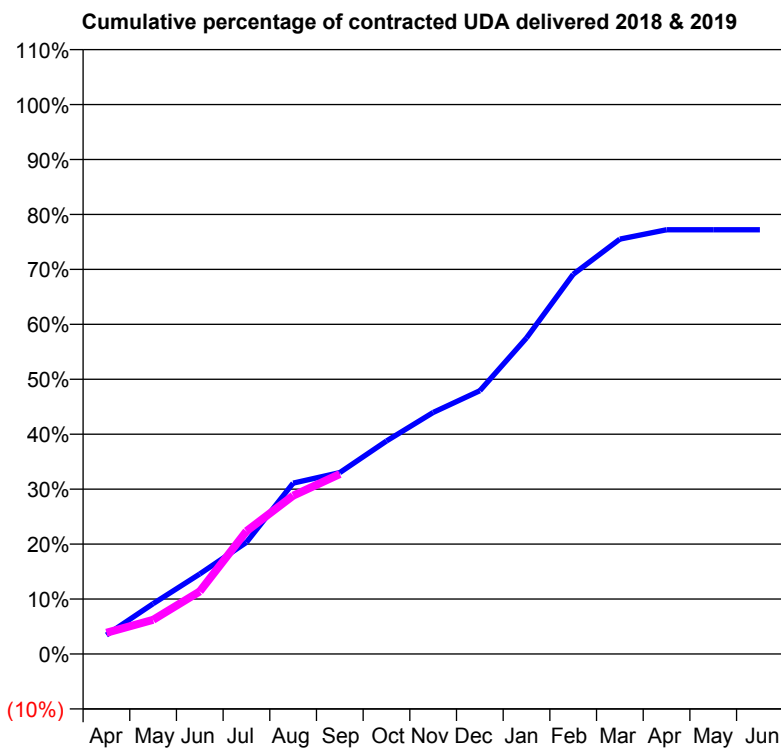
18/19 Contracted general activity (UDA)	1,272
Carry forward general activity (UDA)	0
18/19 Contracted orthodontic activity (UOA)	0
Carry forward orthodontic activity (UOA)	0
Baseline contract value	£34,737.08

ACCESS*

Patients seen in 24 months	Total	Change since previous quarter
Quarter ending September 2017	548	
Quarter ending December 2017	547	→
Quarter ending March 2018	557	→
Quarter ending June 2018	560	→
Quarter ending September 2018	552	↓
Variance since September 2017	0.7%	→



ACTIVITY



Adjusted Scheduled Activity (UDA)		
Month	2018	2019
April	44	49
May	116	79
June	185	145
July	258	284
August	396	367
September	420	417
October	493	
November	559	
December	610	
January	732	
February	879	
March	960	
April	982	
May	982	
June	982	

QUALITY

	Quantity	Base Number	Contract	AT	Region	England
% of FP17s for the same patient ID Re-attending within 3 months - Children	12	251	4.8%	9.9%	11.5%	11.6%
% of FP17s for the same patient ID Re-attending within 3 months - Adults	3	78	3.8%	15.2%	16.5%	15.5%
% of FP17s for the same patient ID Re-attending between 3 & 9 months - Children	148	251	59.0%	48.8%	48.5%	58.8%
% of FP17s for the same patient ID Re-attending between 3 & 9 months - Adults	39	78	50.0%	38.8%	39.1%	51.1%
% of FP17s for Band 1 Urgent Courses	8	311	2.6%	10.1%	10.6%	9.0%
% of FP17s Relating to Free Repair or Replacements	0	311	0.0%	0.6%	0.5%	0.8%
% of FP17s Relating to Continuations	0	311	0.0%	0.8%	0.7%	0.9%
% of Patients satisfied with the dentistry they have received	0	0	N/A	91.6%	90.5%	93.3%
% of Patients satisfied with the time they had to wait for an appointment	0	0	N/A	87.5%	85.1%	88.9%

* This is based on patients treated on this contract for their most recent course of treatment. Figures in italics indicate the base number of FP17s or Patient Questionnaire responses are less than 100. N/A is shown where the base number of responses is less than 10 during the period. % is calculated as Quantity/Base number*100

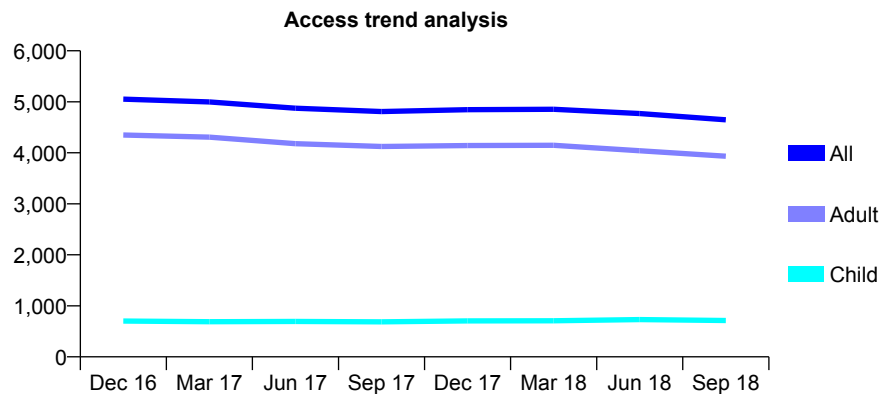
Q63 - Vital Signs At a Glance Contract Report for 218146/0002 - September 2018

Name or company name	MR BH ANNOBIL
Contract type name	GDS Contract
Purpose of contract	General
Contract start date	21/04/2008
Contract end date	

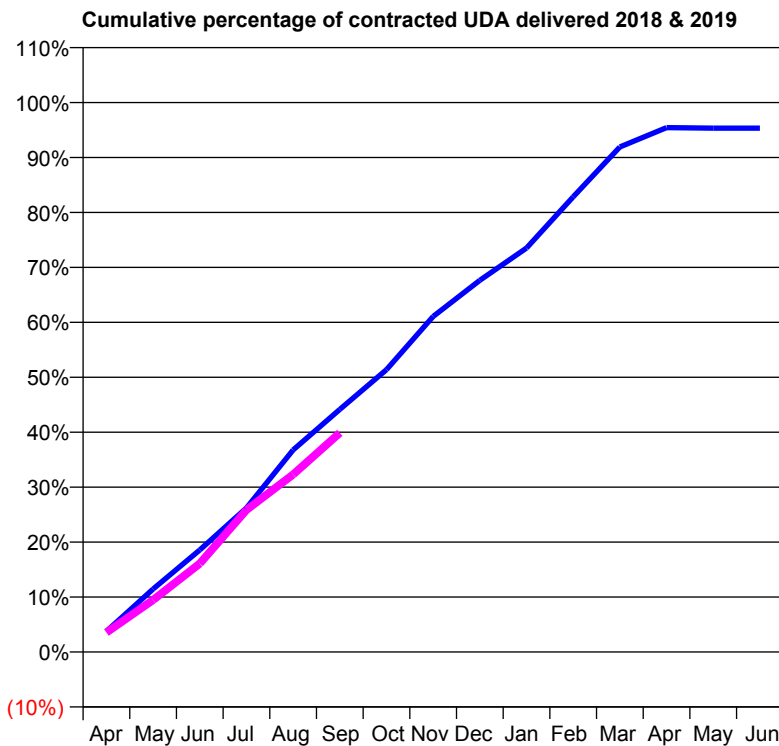
18/19 Contracted general activity (UDA)	12,300
Carry forward general activity (UDA)	0
18/19 Contracted orthodontic activity (UOA)	0
Carry forward orthodontic activity (UOA)	0
Baseline contract value	£382,830.09

ACCESS*

Patients seen in 24 months	Total	Change since previous quarter
Quarter ending September 2017	4,808	
Quarter ending December 2017	4,847	→
Quarter ending March 2018	4,854	→
Quarter ending June 2018	4,770	↓
Quarter ending September 2018	4,646	↓
Variance since September 2017	(3.4%)	↓



ACTIVITY



Month	Adjusted Scheduled Activity (UDA)	
	2018	2019
April	463	436
May	1,411	1,166
June	2,284	1,981
July	3,225	3,181
August	4,525	3,974
September	5,431	4,905
October	6,321	
November	7,512	
December	8,320	
January	9,043	
February	10,187	
March	11,305	
April	11,738	
May	11,725	
June	11,725	

QUALITY

	Quantity	Base Number	Contract	AT	Region	England
% of FP17s for the same patient ID Re-attending within 3 months - Children	31	431	7.2%	9.9%	11.5%	11.6%
% of FP17s for the same patient ID Re-attending within 3 months - Adults	227	1,644	13.8%	15.2%	16.5%	15.5%
% of FP17s for the same patient ID Re-attending between 3 & 9 months - Children	138	431	32.0%	48.8%	48.5%	58.8%
% of FP17s for the same patient ID Re-attending between 3 & 9 months - Adults	393	1,644	23.9%	38.8%	39.1%	51.1%
% of FP17s for Band 1 Urgent Courses	315	1,937	16.3%	10.1%	10.6%	9.0%
% of FP17s Relating to Free Repair or Replacements	1	1,937	0.1%	0.6%	0.5%	0.8%
% of FP17s Relating to Continuations	0	1,937	0.0%	0.8%	0.7%	0.9%
% of Patients satisfied with the dentistry they have received	2	2	N/A	91.6%	90.5%	93.3%
% of Patients satisfied with the time they had to wait for an appointment	2	2	N/A	87.5%	85.1%	88.9%

* This is based on patients treated on this contract for their most recent course of treatment. Figures in italics indicate the base number of FP17s or Patient Questionnaire responses are less than 100. N/A is shown where the base number of responses is less than 10 during the period. % is calculated as Quantity/Base number*100

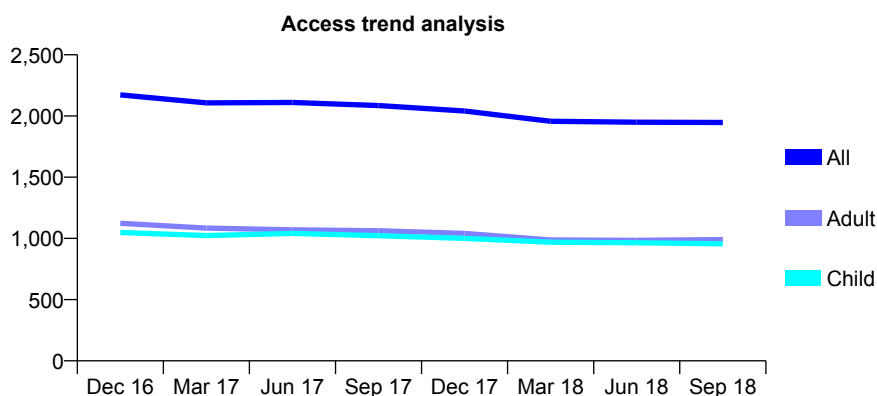
Q63 - Vital Signs At a Glance Contract Report for 219851/0001 - September 2018

Name or company name	MR DN COGGER
Contract type name	GDS Contract
Purpose of contract	General
Contract start date	01/04/2006
Contract end date	

18/19 Contracted general activity (UDA)	7,000
Carry forward general activity (UDA)	0
18/19 Contracted orthodontic activity (UOA)	0
Carry forward orthodontic activity (UOA)	0
Baseline contract value	£187,459.75

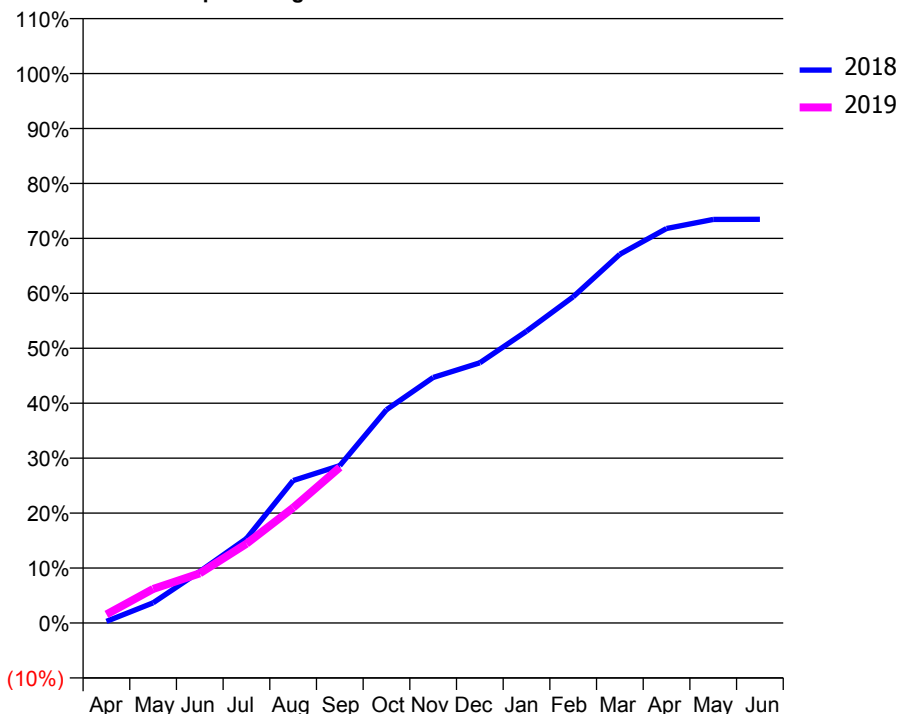
ACCESS*

Patients seen in 24 months	Total	Change since previous quarter
Quarter ending September 2017	2,085	
Quarter ending December 2017	2,041	↓
Quarter ending March 2018	1,957	↓
Quarter ending June 2018	1,949	→
Quarter ending September 2018	1,947	→
Variance since September 2017	(6.6%)	↓



ACTIVITY

Cumulative percentage of contracted UDA delivered 2018 & 2019



Adjusted Scheduled Activity (UDA)

Month	2018	2019
April	21	109
May	258	434
June	656	633
July	1,076	1,010
August	1,815	1,469
September	2,005	1,983
October	2,718	
November	3,128	
December	3,315	
January	3,717	
February	4,157	
March	4,698	
April	5,025	
May	5,142	
June	5,143	

QUALITY

	Quantity	Base Number	Contract	AT	Region	England
% of FP17s for the same patient ID Re-attending within 3 months - Children	52	619	8.4%	9.9%	11.5%	11.6%
% of FP17s for the same patient ID Re-attending within 3 months - Adults	134	719	18.6%	15.2%	16.5%	15.5%
% of FP17s for the same patient ID Re-attending between 3 & 9 months - Children	263	619	42.5%	48.8%	48.5%	58.8%
% of FP17s for the same patient ID Re-attending between 3 & 9 months - Adults	276	719	38.4%	38.8%	39.1%	51.1%
% of FP17s for Band 1 Urgent Courses	220	1,154	19.1%	10.1%	10.6%	9.0%
% of FP17s Relating to Free Repair or Replacements	0	1,154	0.0%	0.6%	0.5%	0.8%
% of FP17s Relating to Continuations	2	1,154	0.2%	0.8%	0.7%	0.9%
% of Patients satisfied with the dentistry they have received	2	2	N/A	91.6%	90.5%	93.3%
% of Patients satisfied with the time they had to wait for an appointment	2	2	N/A	87.5%	85.1%	88.9%

* This is based on patients treated on this contract for their most recent course of treatment. Figures in italics indicate the base number of FP17s or Patient Questionnaire responses are less than 100. N/A is shown where the base number of responses is less than 10 during the period. % is calculated as Quantity/Base number*100

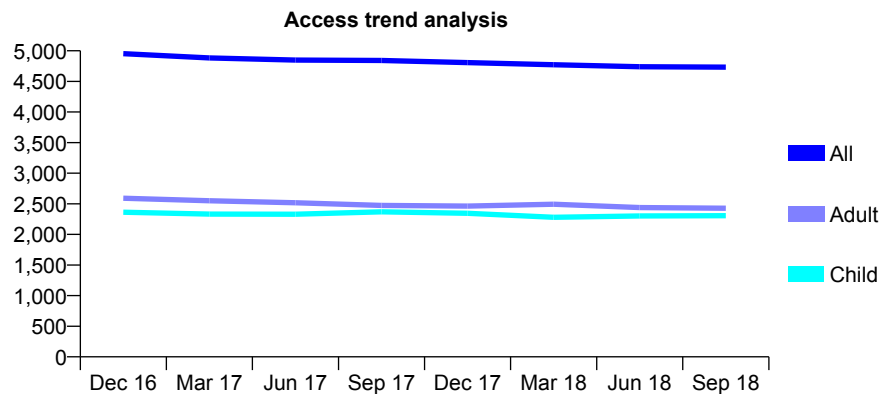
Q63 - Vital Signs At a Glance Contract Report for 220000/0001 - September 2018

Name or company name	MR FH HUSSAIN
Contract type name	GDS Contract
Purpose of contract	General
Contract start date	01/04/2006
Contract end date	

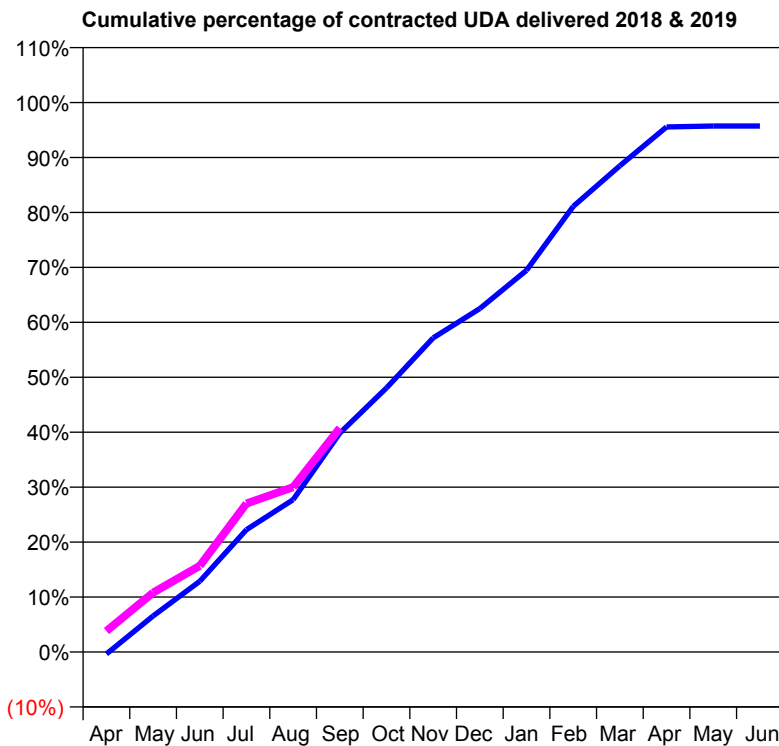
18/19 Contracted general activity (UDA)	16,178
Carry forward general activity (UDA)	0
18/19 Contracted orthodontic activity (UOA)	0
Carry forward orthodontic activity (UOA)	0
Baseline contract value	£557,867.59

ACCESS*

Patients seen in 24 months	Total	Change since previous quarter
Quarter ending September 2017	4,843	
Quarter ending December 2017	4,808	→
Quarter ending March 2018	4,772	→
Quarter ending June 2018	4,740	→
Quarter ending September 2018	4,734	→
Variance since September 2017	(2.3%)	↓



ACTIVITY



Month	Adjusted Scheduled Activity (UDA)	
	2018	2019
April	-61	618
May	1,064	1,750
June	2,083	2,537
July	3,601	4,373
August	4,487	4,856
September	6,446	6,592
October	7,775	
November	9,246	
December	10,112	
January	11,237	
February	13,119	
March	14,316	
April	15,458	
May	15,487	
June	15,487	

QUALITY

	Quantity	Base Number	Contract	AT	Region	England
% of FP17s for the same patient ID Re-attending within 3 months - Children	67	1,273	5.3%	9.9%	11.5%	11.6%
% of FP17s for the same patient ID Re-attending within 3 months - Adults	197	1,154	17.1%	15.2%	16.5%	15.5%
% of FP17s for the same patient ID Re-attending between 3 & 9 months - Children	291	1,273	22.9%	48.8%	48.5%	58.8%
% of FP17s for the same patient ID Re-attending between 3 & 9 months - Adults	319	1,154	27.6%	38.8%	39.1%	51.1%
% of FP17s for Band 1 Urgent Courses	258	2,230	11.6%	10.1%	10.6%	9.0%
% of FP17s Relating to Free Repair or Replacements	0	2,230	0.0%	0.6%	0.5%	0.8%
% of FP17s Relating to Continuations	6	2,230	0.3%	0.8%	0.7%	0.9%
% of Patients satisfied with the dentistry they have received	0	0	N/A	91.6%	90.5%	93.3%
% of Patients satisfied with the time they had to wait for an appointment	0	0	N/A	87.5%	85.1%	88.9%

* This is based on patients treated on this contract for their most recent course of treatment. Figures in italics indicate the base number of FP17s or Patient Questionnaire responses are less than 100. N/A is shown where the base number of responses is less than 10 during the period. % is calculated as Quantity/Base number*100

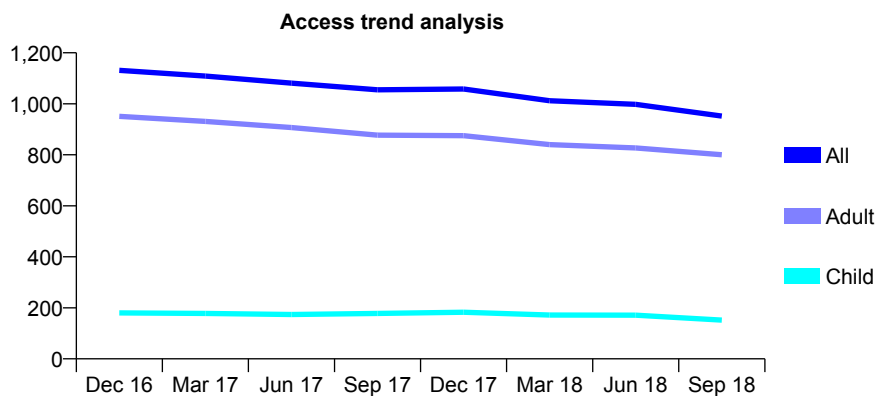
Q63 - Vital Signs At a Glance Contract Report for 220132/0001 - September 2018

Name or company name	MR WC YEAP
Contract type name	GDS Contract
Purpose of contract	General
Contract start date	01/04/2006
Contract end date	

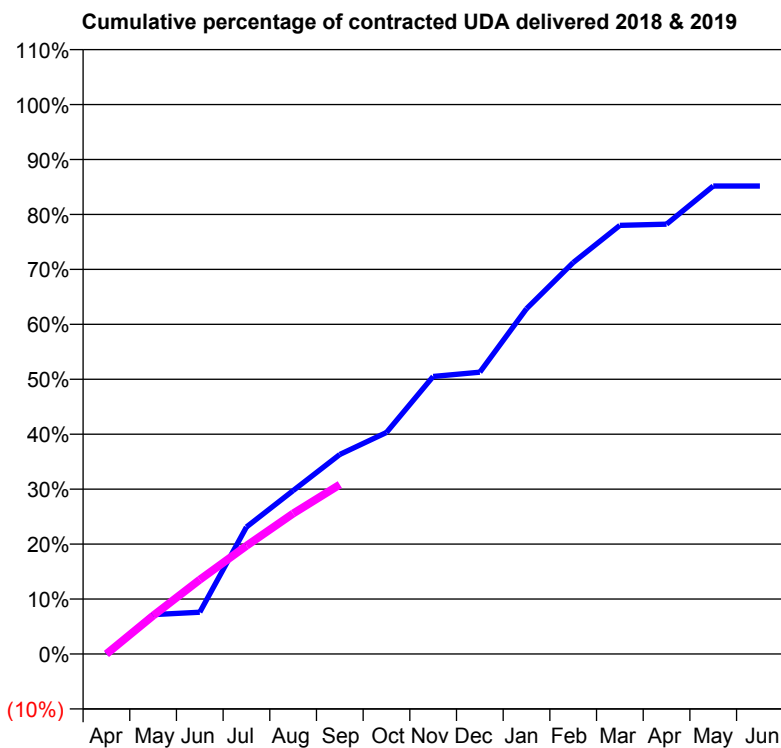
18/19 Contracted general activity (UDA)	6,260
Carry forward general activity (UDA)	0
18/19 Contracted orthodontic activity (UOA)	0
Carry forward orthodontic activity (UOA)	0
Baseline contract value	£169,009.38

ACCESS*

Patients seen in 24 months	Total	Change since previous quarter
Quarter ending September 2017	1,055	
Quarter ending December 2017	1,058	→
Quarter ending March 2018	1,012	↓
Quarter ending June 2018	998	↓
Quarter ending September 2018	952	↓
Variance since September 2017	(9.8%)	↓



ACTIVITY



Month	Adjusted Scheduled Activity (UDA)	
	2018	2019
April	1	0
May	448	437
June	476	846
July	1,447	1,232
August	1,861	1,601
September	2,273	1,930
October	2,524	
November	3,162	
December	3,211	
January	3,933	
February	4,459	
March	4,884	
April	4,897	
May	5,332	
June	5,332	

QUALITY

	Quantity	Base Number	Contract	AT	Region	England
% of FP17s for the same patient ID Re-attending within 3 months - Children	3	70	4.3%	9.9%	11.5%	11.6%
% of FP17s for the same patient ID Re-attending within 3 months - Adults	43	354	12.1%	15.2%	16.5%	15.5%
% of FP17s for the same patient ID Re-attending between 3 & 9 months - Children	26	70	37.1%	48.8%	48.5%	58.8%
% of FP17s for the same patient ID Re-attending between 3 & 9 months - Adults	98	354	27.7%	38.8%	39.1%	51.1%
% of FP17s for Band 1 Urgent Courses	24	357	6.7%	10.1%	10.6%	9.0%
% of FP17s Relating to Free Repair or Replacements	0	357	0.0%	0.6%	0.5%	0.8%
% of FP17s Relating to Continuations	0	357	0.0%	0.8%	0.7%	0.9%
% of Patients satisfied with the dentistry they have received	1	1	N/A	91.6%	90.5%	93.3%
% of Patients satisfied with the time they had to wait for an appointment	0	1	N/A	87.5%	85.1%	88.9%

* This is based on patients treated on this contract for their most recent course of treatment. Figures in italics indicate the base number of FP17s or Patient Questionnaire responses are less than 100. N/A is shown where the base number of responses is less than 10 during the period. % is calculated as Quantity/Base number*100

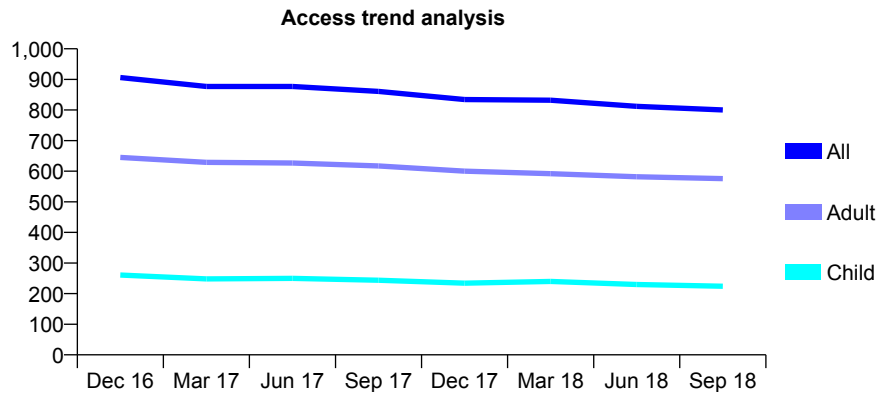
Q63 - Vital Signs At a Glance Contract Report for 220949/0001 - September 2018

Name or company name	MR HS SIRHA
Contract type name	GDS Contract
Purpose of contract	General
Contract start date	01/04/2006
Contract end date	

18/19 Contracted general activity (UDA)	2,097
Carry forward general activity (UDA)	0
18/19 Contracted orthodontic activity (UOA)	0
Carry forward orthodontic activity (UOA)	0
Baseline contract value	£60,748.25

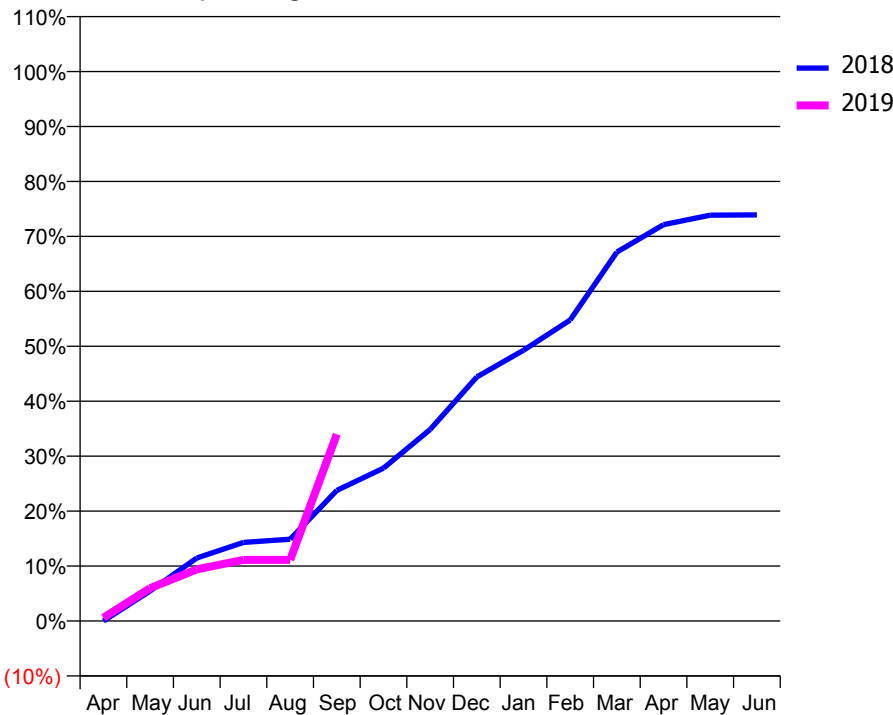
ACCESS*

Patients seen in 24 months	Total	Change since previous quarter
Quarter ending September 2017	861	
Quarter ending December 2017	834	↓
Quarter ending March 2018	832	→
Quarter ending June 2018	812	↓
Quarter ending September 2018	800	↓
Variance since September 2017	(7.1%)	↓



ACTIVITY

Cumulative percentage of contracted UDA delivered 2018 & 2019



Adjusted Scheduled Activity (UDA)		
Month	2018	2019
April	0	12
May	115	125
June	240	197
July	300	233
August	312	233
September	499	713
October	584	
November	731	
December	932	
January	1,033	
February	1,149	
March	1,408	
April	1,512	
May	1,549	
June	1,550	

QUALITY

	Quantity	Base Number	Contract	AT	Region	England
% of FP17s for the same patient ID Re-attending within 3 months - Children	16	168	9.5%	9.9%	11.5%	11.6%
% of FP17s for the same patient ID Re-attending within 3 months - Adults	32	292	11.0%	15.2%	16.5%	15.5%
% of FP17s for the same patient ID Re-attending between 3 & 9 months - Children	111	168	66.1%	48.8%	48.5%	58.8%
% of FP17s for the same patient ID Re-attending between 3 & 9 months - Adults	86	292	29.5%	38.8%	39.1%	51.1%
% of FP17s for Band 1 Urgent Courses	41	359	11.4%	10.1%	10.6%	9.0%
% of FP17s Relating to Free Repair or Replacements	3	359	0.8%	0.6%	0.5%	0.8%
% of FP17s Relating to Continuations	0	359	0.0%	0.8%	0.7%	0.9%
% of Patients satisfied with the dentistry they have received	0	0	N/A	91.6%	90.5%	93.3%
% of Patients satisfied with the time they had to wait for an appointment	0	0	N/A	87.5%	85.1%	88.9%

* This is based on patients treated on this contract for their most recent course of treatment. Figures in italics indicate the base number of FP17s or Patient Questionnaire responses are less than 100. N/A is shown where the base number of responses is less than 10 during the period. % is calculated as Quantity/Base number*100

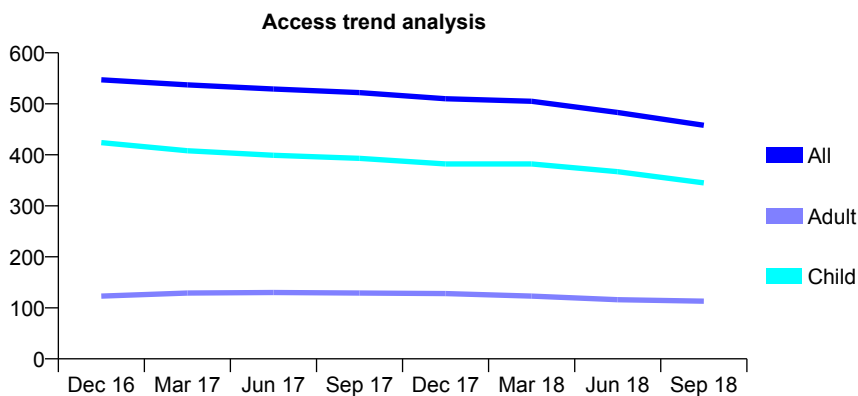
Q63 - Vital Signs At a Glance Contract Report for 228605/0001 - September 2018

Name or company name	MRS CS HENSLEY
Contract type name	GDS Contract
Purpose of contract	General
Contract start date	01/04/2006
Contract end date	

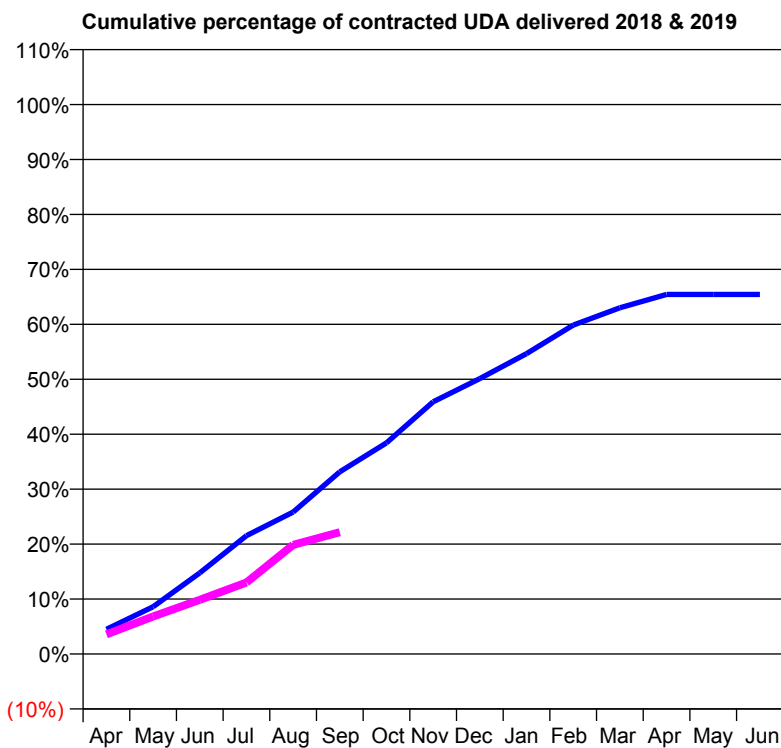
18/19 Contracted general activity (UDA)	1,400
Carry forward general activity (UDA)	0
18/19 Contracted orthodontic activity (UOA)	0
Carry forward orthodontic activity (UOA)	0
Baseline contract value	£29,081.27

ACCESS*

Patients seen in 24 months	Total	Change since previous quarter
Quarter ending September 2017	522	
Quarter ending December 2017	510	↓
Quarter ending March 2018	505	→
Quarter ending June 2018	483	↓
Quarter ending September 2018	458	↓
Variance since September 2017	(12.3%)	↓



ACTIVITY



Month	Adjusted Scheduled Activity (UDA)	
	2018	2019
April	63	50
May	121	96
June	207	138
July	302	182
August	362	278
September	464	310
October	538	
November	643	
December	702	
January	765	
February	838	
March	882	
April	916	
May	916	
June	916	

QUALITY

	Quantity	Base Number	Contract	AT	Region	England
% of FP17s for the same patient ID Re-attending within 3 months - Children	15	198	7.6%	9.9%	11.5%	11.6%
% of FP17s for the same patient ID Re-attending within 3 months - Adults	8	45	17.8%	15.2%	16.5%	15.5%
% of FP17s for the same patient ID Re-attending between 3 & 9 months - Children	105	198	53.0%	48.8%	48.5%	58.8%
% of FP17s for the same patient ID Re-attending between 3 & 9 months - Adults	23	45	51.1%	38.8%	39.1%	51.1%
% of FP17s for Band 1 Urgent Courses	7	224	3.1%	10.1%	10.6%	9.0%
% of FP17s Relating to Free Repair or Replacements	0	224	0.0%	0.6%	0.5%	0.8%
% of FP17s Relating to Continuations	0	224	0.0%	0.8%	0.7%	0.9%
% of Patients satisfied with the dentistry they have received	0	0	N/A	91.6%	90.5%	93.3%
% of Patients satisfied with the time they had to wait for an appointment	0	0	N/A	87.5%	85.1%	88.9%

* This is based on patients treated on this contract for their most recent course of treatment. Figures in italics indicate the base number of FP17s or Patient Questionnaire responses are less than 100. N/A is shown where the base number of responses is less than 10 during the period. % is calculated as Quantity/Base number*100

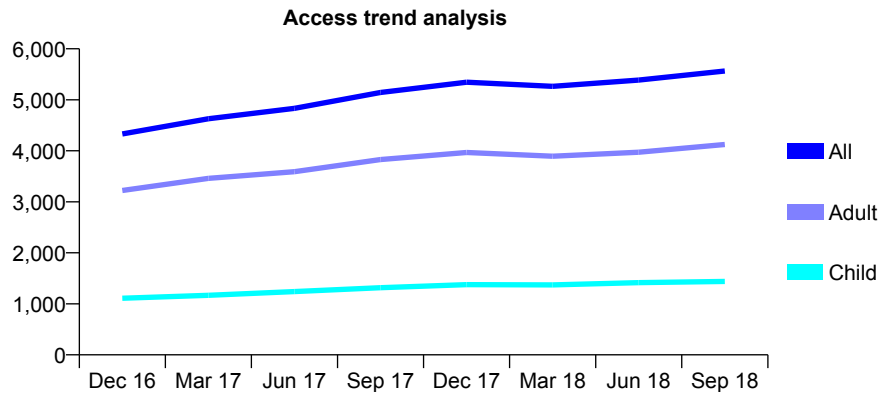
Q63 - Vital Signs At a Glance Contract Report for 228850/0002 - September 2018

Name or company name	Tushar and Sandeep Patel
Contract type name	GDS Contract
Purpose of contract	General
Contract start date	01/04/2006
Contract end date	

18/19 Contracted general activity (UDA)	12,283
Carry forward general activity (UDA)	-246
18/19 Contracted orthodontic activity (UOA)	0
Carry forward orthodontic activity (UOA)	0
Baseline contract value	£360,474.59

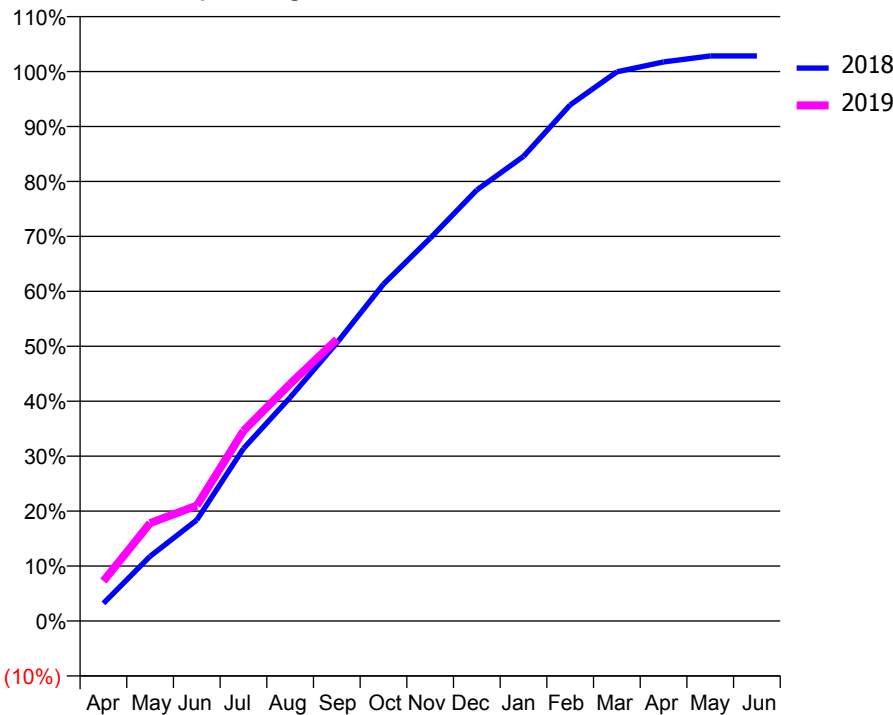
ACCESS*

Patients seen in 24 months	Total	Change since previous quarter
Quarter ending September 2017	5,145	
Quarter ending December 2017	5,344	↑
Quarter ending March 2018	5,264	↓
Quarter ending June 2018	5,388	↑
Quarter ending September 2018	5,564	↑
Variance since September 2017	8.1%	↑



ACTIVITY

Cumulative percentage of contracted UDA delivered 2018 & 2019



Month	Adjusted Scheduled Activity (UDA)	
	2018	2019
April	394	893
May	1,446	2,189
June	2,257	2,578
July	3,856	4,248
August	4,998	5,301
September	6,215	6,293
October	7,532	
November	8,557	
December	9,637	
January	10,386	
February	11,538	
March	12,277	
April	12,496	
May	12,629	
June	12,629	

QUALITY

	Quantity	Base Number	Contract	AT	Region	England
% of FP17s for the same patient ID Re-attending within 3 months - Children	64	796	8.0%	9.9%	11.5%	11.6%
% of FP17s for the same patient ID Re-attending within 3 months - Adults	275	2,087	13.2%	15.2%	16.5%	15.5%
% of FP17s for the same patient ID Re-attending between 3 & 9 months - Children	344	796	43.2%	48.8%	48.5%	58.8%
% of FP17s for the same patient ID Re-attending between 3 & 9 months - Adults	742	2,087	35.6%	38.8%	39.1%	51.1%
% of FP17s for Band 1 Urgent Courses	320	2,679	11.9%	10.1%	10.6%	9.0%
% of FP17s Relating to Free Repair or Replacements	0	2,679	0.0%	0.6%	0.5%	0.8%
% of FP17s Relating to Continuations	25	2,679	0.9%	0.8%	0.7%	0.9%
% of Patients satisfied with the dentistry they have received	0	0	N/A	91.6%	90.5%	93.3%
% of Patients satisfied with the time they had to wait for an appointment	0	0	N/A	87.5%	85.1%	88.9%

* This is based on patients treated on this contract for their most recent course of treatment. Figures in italics indicate the base number of FP17s or Patient Questionnaire responses are less than 100. N/A is shown where the base number of responses is less than 10 during the period. % is calculated as Quantity/Base number*100

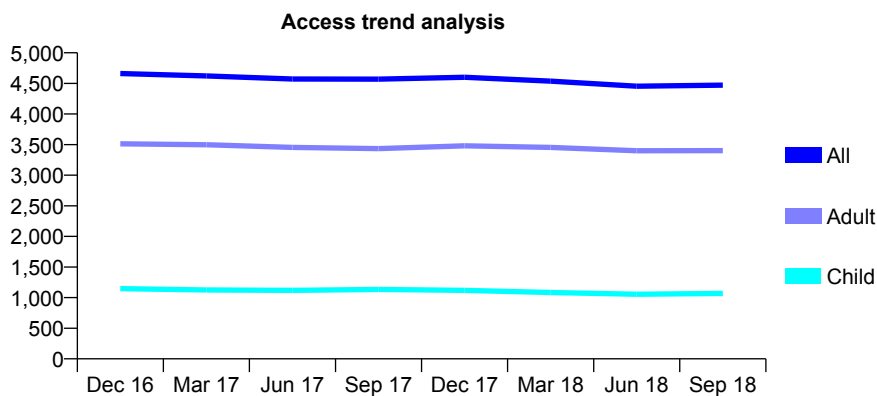
Q63 - Vital Signs At a Glance Contract Report for 228850/0003 - September 2018

Name or company name	Tushar and Sandeep Patel
Contract type name	GDS Contract
Purpose of contract	General
Contract start date	01/04/2006
Contract end date	

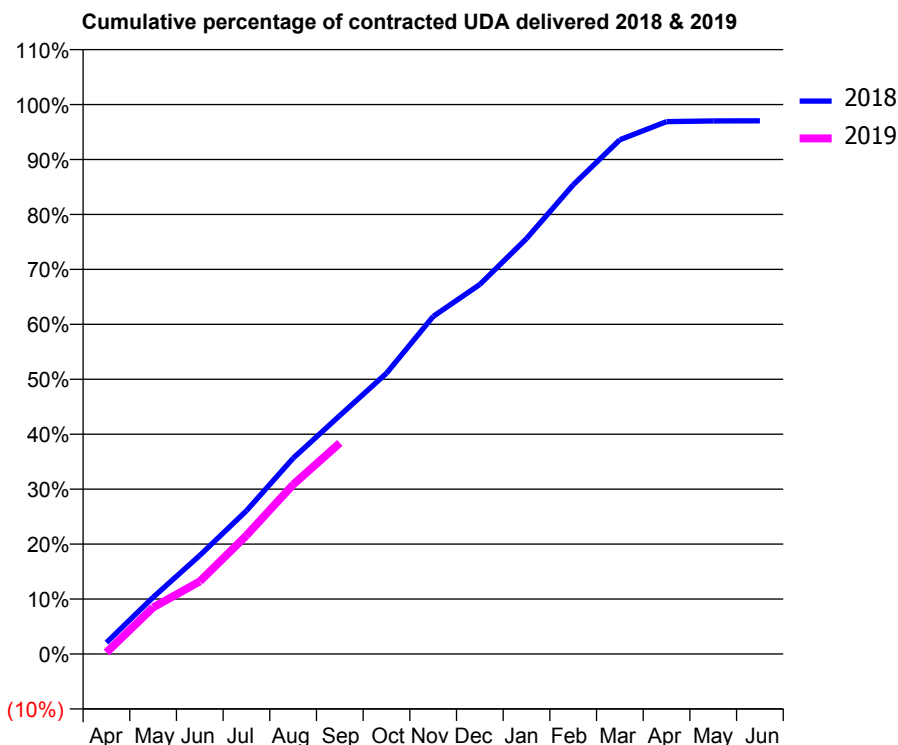
18/19 Contracted general activity (UDA)	12,334
Carry forward general activity (UDA)	366
18/19 Contracted orthodontic activity (UOA)	0
Carry forward orthodontic activity (UOA)	0
Baseline contract value	£408,763.31

ACCESS*

Patients seen in 24 months	Total	Change since previous quarter
Quarter ending September 2017	4,570	
Quarter ending December 2017	4,600	→
Quarter ending March 2018	4,538	↓
Quarter ending June 2018	4,455	↓
Quarter ending September 2018	4,471	→
Variance since September 2017	(2.2%)	↓



ACTIVITY



Month	Adjusted Scheduled Activity (UDA)	
	2018	2019
April	256	35
May	1,275	1,045
June	2,213	1,628
July	3,216	2,663
August	4,394	3,802
September	5,353	4,738
October	6,301	
November	7,577	
December	8,296	
January	9,326	
February	10,533	
March	11,544	
April	11,949	
May	11,964	
June	11,968	

QUALITY

	Quantity	Base Number	Contract	AT	Region	England
% of FP17s for the same patient ID Re-attending within 3 months - Children	47	639	7.4%	9.9%	11.5%	11.6%
% of FP17s for the same patient ID Re-attending within 3 months - Adults	223	1,726	12.9%	15.2%	16.5%	15.5%
% of FP17s for the same patient ID Re-attending between 3 & 9 months - Children	308	639	48.2%	48.8%	48.5%	58.8%
% of FP17s for the same patient ID Re-attending between 3 & 9 months - Adults	594	1,726	34.4%	38.8%	39.1%	51.1%
% of FP17s for Band 1 Urgent Courses	158	2,054	7.7%	10.1%	10.6%	9.0%
% of FP17s Relating to Free Repair or Replacements	10	2,054	0.5%	0.6%	0.5%	0.8%
% of FP17s Relating to Continuations	37	2,054	1.8%	0.8%	0.7%	0.9%
% of Patients satisfied with the dentistry they have received	3	3	N/A	91.6%	90.5%	93.3%
% of Patients satisfied with the time they had to wait for an appointment	3	3	N/A	87.5%	85.1%	88.9%

* This is based on patients treated on this contract for their most recent course of treatment. Figures in italics indicate the base number of FP17s or Patient Questionnaire responses are less than 100. N/A is shown where the base number of responses is less than 10 during the period. % is calculated as Quantity/Base number*100

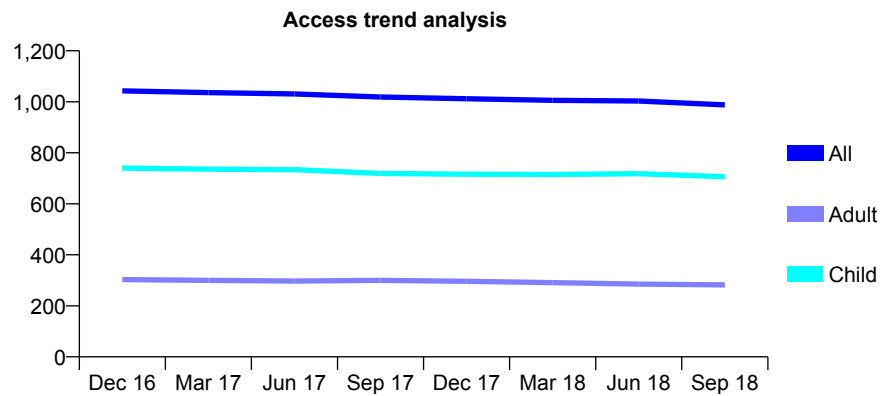
Q63 - Vital Signs At a Glance Contract Report for 228966/0001 - September 2018

Name or company name	MR AM TOMALIN
Contract type name	GDS Contract
Purpose of contract	General
Contract start date	01/04/2006
Contract end date	

18/19 Contracted general activity (UDA)	2,100
Carry forward general activity (UDA)	0
18/19 Contracted orthodontic activity (UOA)	0
Carry forward orthodontic activity (UOA)	0
Baseline contract value	£46,292.54

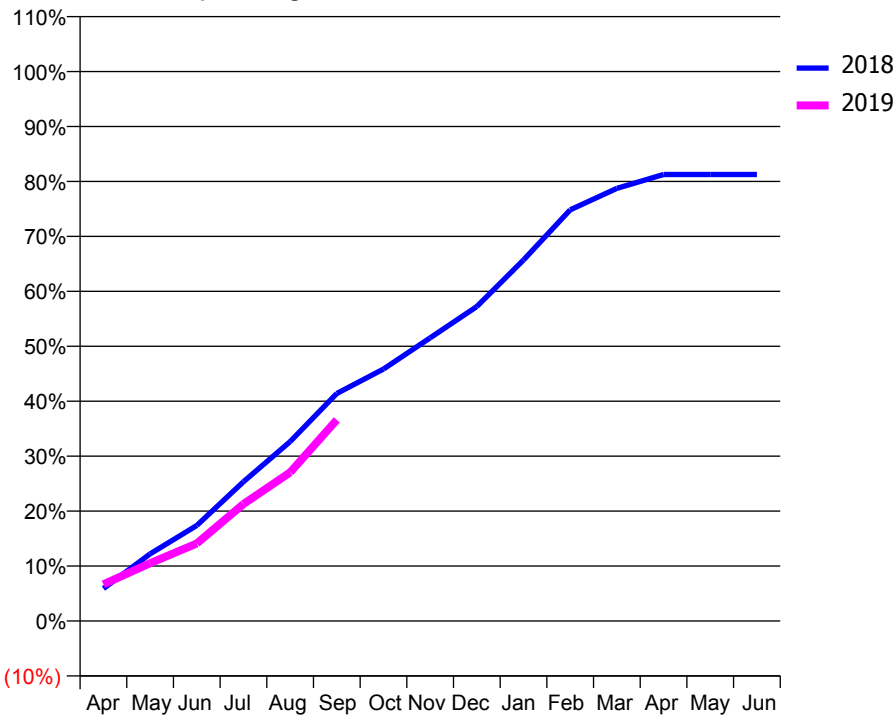
ACCESS*

Patients seen in 24 months	Total	Change since previous quarter
Quarter ending September 2017	1,019	
Quarter ending December 2017	1,012	→
Quarter ending March 2018	1,006	→
Quarter ending June 2018	1,003	→
Quarter ending September 2018	988	↓
Variance since September 2017	(3.0%)	↓



ACTIVITY

Cumulative percentage of contracted UDA delivered 2018 & 2019



Adjusted Scheduled Activity (UDA)		
Month	2018	2019
April	124	140
May	257	221
June	365	296
July	532	447
August	686	568
September	870	769
October	963	
November	1,082	
December	1,202	
January	1,380	
February	1,571	
March	1,653	
April	1,706	
May	1,706	
June	1,706	

QUALITY

	Quantity	Base Number	Contract	AT	Region	England
% of FP17s for the same patient ID Re-attending within 3 months - Children	33	568	5.8%	9.9%	11.5%	11.6%
% of FP17s for the same patient ID Re-attending within 3 months - Adults	4	116	3.4%	15.2%	16.5%	15.5%
% of FP17s for the same patient ID Re-attending between 3 & 9 months - Children	379	568	66.7%	48.8%	48.5%	58.8%
% of FP17s for the same patient ID Re-attending between 3 & 9 months - Adults	58	116	50.0%	38.8%	39.1%	51.1%
% of FP17s for Band 1 Urgent Courses	14	638	2.2%	10.1%	10.6%	9.0%
% of FP17s Relating to Free Repair or Replacements	0	638	0.0%	0.6%	0.5%	0.8%
% of FP17s Relating to Continuations	0	638	0.0%	0.8%	0.7%	0.9%
% of Patients satisfied with the dentistry they have received	0	0	N/A	91.6%	90.5%	93.3%
% of Patients satisfied with the time they had to wait for an appointment	0	0	N/A	87.5%	85.1%	88.9%

* This is based on patients treated on this contract for their most recent course of treatment. Figures in italics indicate the base number of FP17s or Patient Questionnaire responses are less than 100. N/A is shown where the base number of responses is less than 10 during the period. % is calculated as Quantity/Base number*100

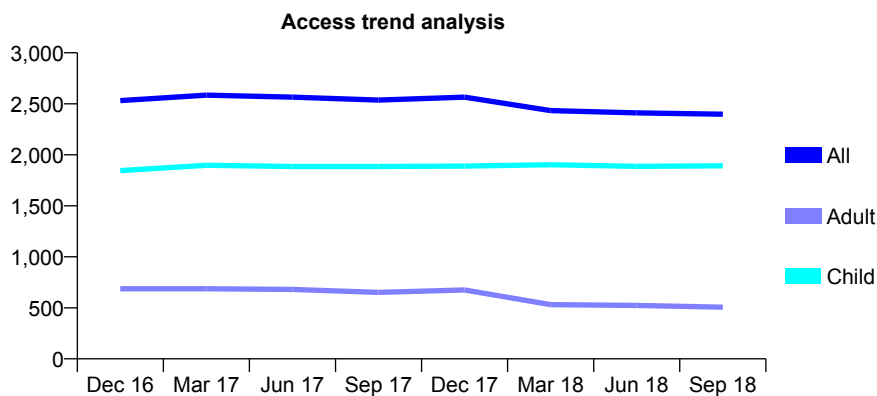
Q63 - Vital Signs At a Glance Contract Report for 230316/0001 - September 2018

Name or company name	MR PA DOOLEY
Contract type name	GDS Contract
Purpose of contract	General
Contract start date	01/09/2014
Contract end date	

18/19 Contracted general activity (UDA)	5,500
Carry forward general activity (UDA)	111
18/19 Contracted orthodontic activity (UOA)	0
Carry forward orthodontic activity (UOA)	0
Baseline contract value	£126,849.01

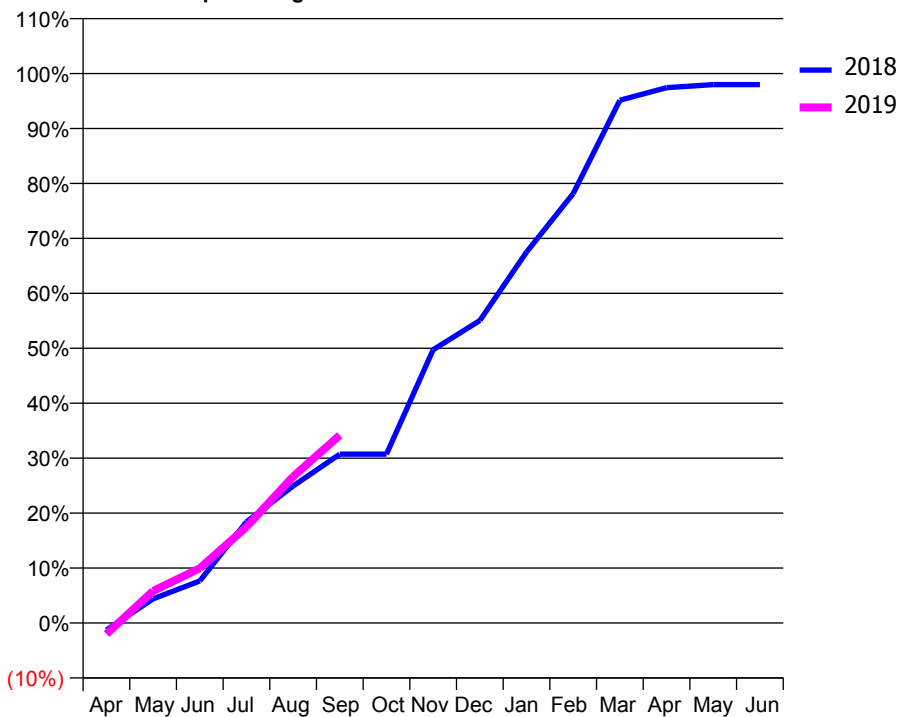
ACCESS*

Patients seen in 24 months	Total	Change since previous quarter
Quarter ending September 2017	2,537	
Quarter ending December 2017	2,565	→
Quarter ending March 2018	2,433	↓
Quarter ending June 2018	2,411	→
Quarter ending September 2018	2,398	→
Variance since September 2017	(5.5%)	↓



ACTIVITY

Cumulative percentage of contracted UDA delivered 2018 & 2019



Month	Adjusted Scheduled Activity (UDA)	
	2018	2019
April	-72	-111
May	242	321
June	421	548
July	1,012	962
August	1,371	1,467
September	1,690	1,879
October	1,690	
November	2,735	
December	3,028	
January	3,712	
February	4,298	
March	5,233	
April	5,358	
May	5,389	
June	5,389	

QUALITY

	Quantity	Base Number	Contract	AT	Region	England
% of FP17s for the same patient ID Re-attending within 3 months - Children	89	1,362	6.5%	9.9%	11.5%	11.6%
% of FP17s for the same patient ID Re-attending within 3 months - Adults	15	192	7.8%	15.2%	16.5%	15.5%
% of FP17s for the same patient ID Re-attending between 3 & 9 months - Children	956	1,362	70.2%	48.8%	48.5%	58.8%
% of FP17s for the same patient ID Re-attending between 3 & 9 months - Adults	100	192	52.1%	38.8%	39.1%	51.1%
% of FP17s for Band 1 Urgent Courses	33	1,432	2.3%	10.1%	10.6%	9.0%
% of FP17s Relating to Free Repair or Replacements	0	1,432	0.0%	0.6%	0.5%	0.8%
% of FP17s Relating to Continuations	0	1,432	0.0%	0.8%	0.7%	0.9%
% of Patients satisfied with the dentistry they have received	0	0	N/A	91.6%	90.5%	93.3%
% of Patients satisfied with the time they had to wait for an appointment	0	0	N/A	87.5%	85.1%	88.9%

* This is based on patients treated on this contract for their most recent course of treatment. Figures in italics indicate the base number of FP17s or Patient Questionnaire responses are less than 100. N/A is shown where the base number of responses is less than 10 during the period. % is calculated as Quantity/Base number*100

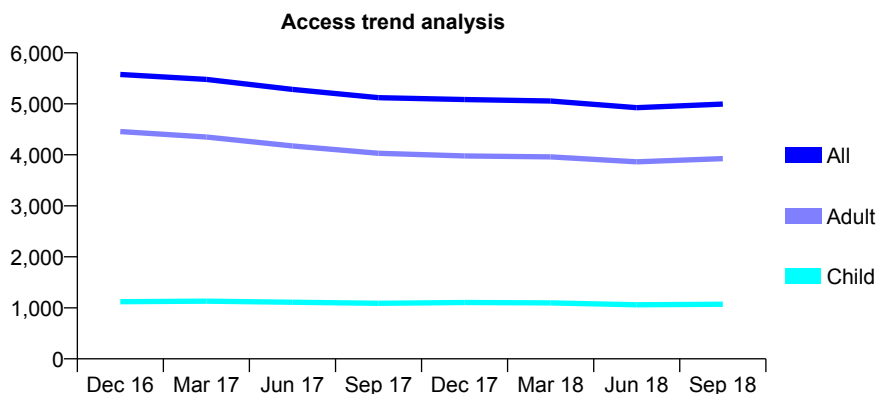
Q63 - Vital Signs At a Glance Contract Report for 234141/0001 - September 2018

Name or company name	MR DS TRENT
Contract type name	GDS Contract
Purpose of contract	General
Contract start date	01/04/2006
Contract end date	

18/19 Contracted general activity (UDA)	19,000
Carry forward general activity (UDA)	0
18/19 Contracted orthodontic activity (UOA)	0
Carry forward orthodontic activity (UOA)	0
Baseline contract value	£557,953.97

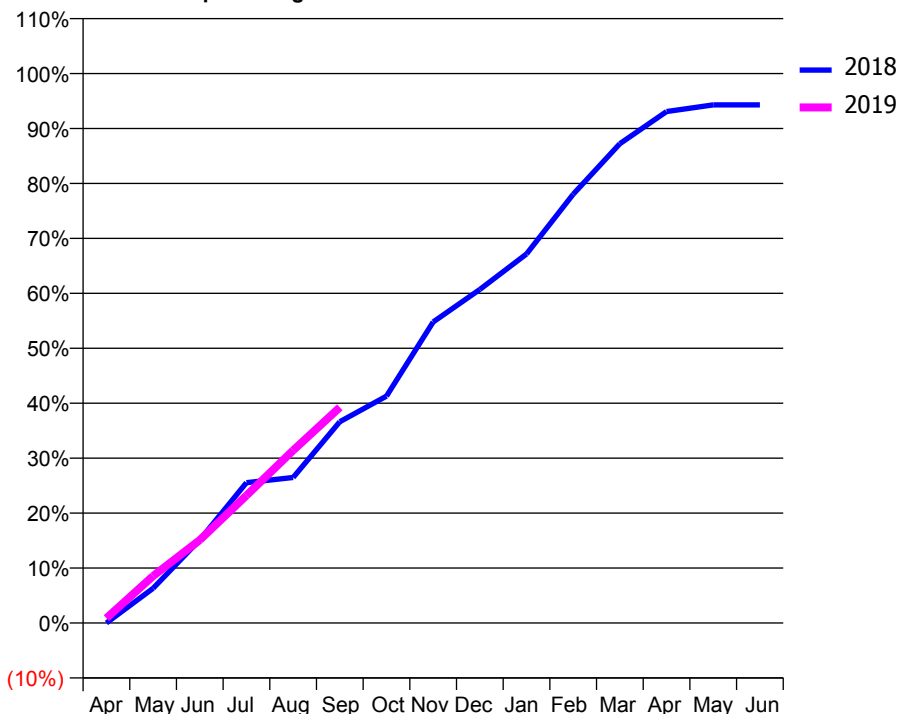
ACCESS*

Patients seen in 24 months	Total	Change since previous quarter
Quarter ending September 2017	5,119	
Quarter ending December 2017	5,084	→
Quarter ending March 2018	5,055	→
Quarter ending June 2018	4,923	↓
Quarter ending September 2018	4,996	→
Variance since September 2017	(2.4%)	↓



ACTIVITY

Cumulative percentage of contracted UDA delivered 2018 & 2019



Month	Adjusted Scheduled Activity (UDA)	
	2018	2019
April	1	168
May	1,202	1,626
June	2,874	2,872
July	4,851	4,408
August	5,030	5,968
September	6,959	7,457
October	7,847	
November	10,408	
December	11,532	
January	12,758	
February	14,827	
March	16,572	
April	17,683	
May	17,913	
June	17,913	

QUALITY

	Quantity	Base Number	Contract	AT	Region	England
% of FP17s for the same patient ID Re-attending within 3 months - Children	31	595	5.2%	9.9%	11.5%	11.6%
% of FP17s for the same patient ID Re-attending within 3 months - Adults	213	2,172	9.8%	15.2%	16.5%	15.5%
% of FP17s for the same patient ID Re-attending between 3 & 9 months - Children	247	595	41.5%	48.8%	48.5%	58.8%
% of FP17s for the same patient ID Re-attending between 3 & 9 months - Adults	843	2,172	38.8%	38.8%	39.1%	51.1%
% of FP17s for Band 1 Urgent Courses	126	2,444	5.2%	10.1%	10.6%	9.0%
% of FP17s Relating to Free Repair or Replacements	28	2,444	1.1%	0.6%	0.5%	0.8%
% of FP17s Relating to Continuations	31	2,444	1.3%	0.8%	0.7%	0.9%
% of Patients satisfied with the dentistry they have received	9	9	N/A	91.6%	90.5%	93.3%
% of Patients satisfied with the time they had to wait for an appointment	9	9	N/A	87.5%	85.1%	88.9%

* This is based on patients treated on this contract for their most recent course of treatment. Figures in italics indicate the base number of FP17s or Patient Questionnaire responses are less than 100. N/A is shown where the base number of responses is less than 10 during the period. % is calculated as Quantity/Base number*100

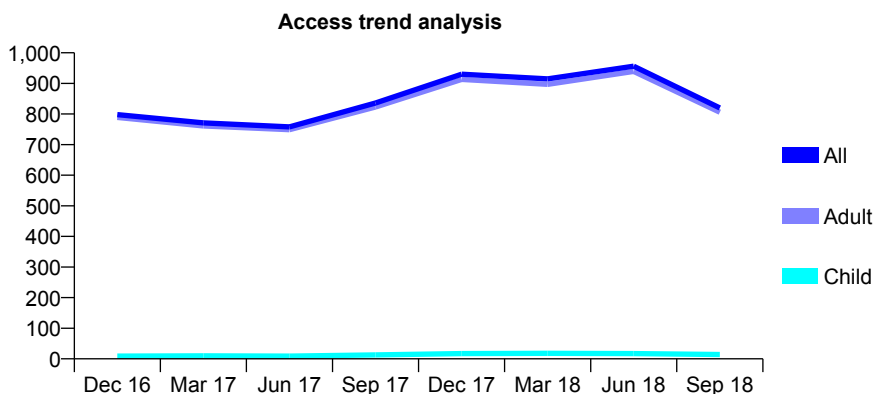
Q63 - Vital Signs At a Glance Contract Report for 234141/0002 - September 2018

Name or company name	MR DS TRENT
Contract type name	PDS Contract
Purpose of contract	General
Contract start date	01/09/2010
Contract end date	31/07/2018

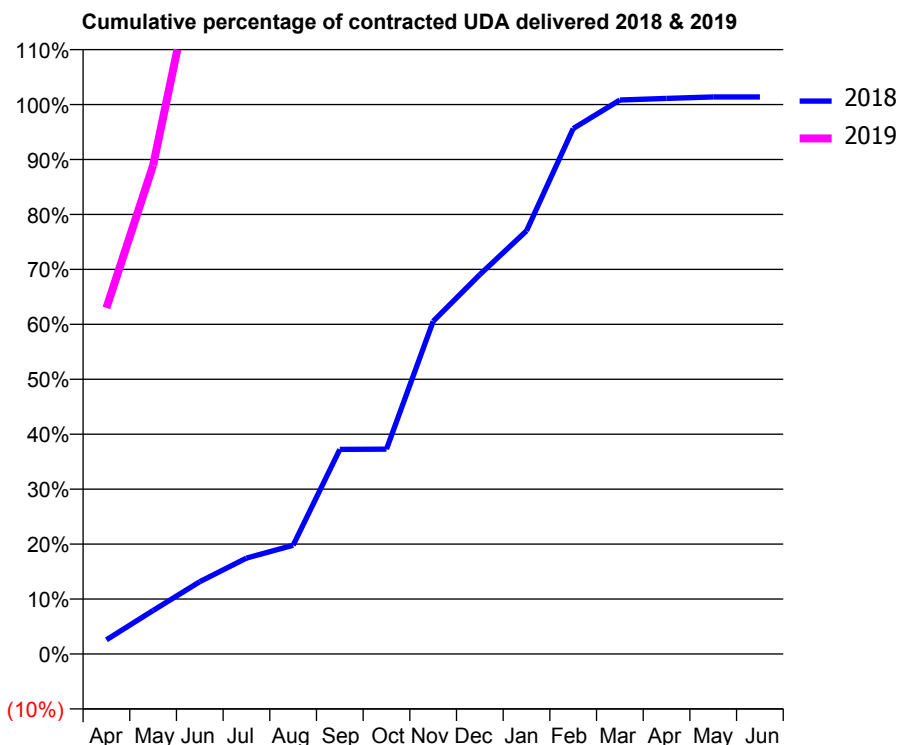
18/19 Contracted general activity (UDA)	524
Carry forward general activity (UDA)	0
18/19 Contracted orthodontic activity (UOA)	0
Carry forward orthodontic activity (UOA)	0
Baseline contract value	£25,830.34

ACCESS*

Patients seen in 24 months	Total	Change since previous quarter
Quarter ending September 2017	836	
Quarter ending December 2017	930	↑
Quarter ending March 2018	915	↓
Quarter ending June 2018	956	↑
Quarter ending September 2018	820	↓
Variance since September 2017	(1.9%)	↓



ACTIVITY



Month	Adjusted Scheduled Activity (UDA)	
	2018	2019
April	54	330
May	166	466
June	276	678
July	366	860
August	415	935
September	781	935
October	782	
November	1,270	
December	1,448	
January	1,615	
February	2,005	
March	2,114	
April	2,120	
May	2,126	
June	2,126	

QUALITY

	Quantity	Base Number	Contract	AT	Region	England
% of FP17s for the same patient ID Re-attending within 3 months - Children	0	5	0.0%	9.9%	11.5%	11.6%
% of FP17s for the same patient ID Re-attending within 3 months - Adults	6	338	1.8%	15.2%	16.5%	15.5%
% of FP17s for the same patient ID Re-attending between 3 & 9 months - Children	0	5	0.0%	48.8%	48.5%	58.8%
% of FP17s for the same patient ID Re-attending between 3 & 9 months - Adults	1	338	0.3%	38.8%	39.1%	51.1%
% of FP17s for Band 1 Urgent Courses	0	337	0.0%	10.1%	10.6%	9.0%
% of FP17s Relating to Free Repair or Replacements	0	337	0.0%	0.6%	0.5%	0.8%
% of FP17s Relating to Continuations	0	337	0.0%	0.8%	0.7%	0.9%
% of Patients satisfied with the dentistry they have received	1	1	N/A	91.6%	90.5%	93.3%
% of Patients satisfied with the time they had to wait for an appointment	1	1	N/A	87.5%	85.1%	88.9%

* This is based on patients treated on this contract for their most recent course of treatment. Figures in italics indicate the base number of FP17s or Patient Questionnaire responses are less than 100. N/A is shown where the base number of responses is less than 10 during the period. % is calculated as Quantity/Base number*100

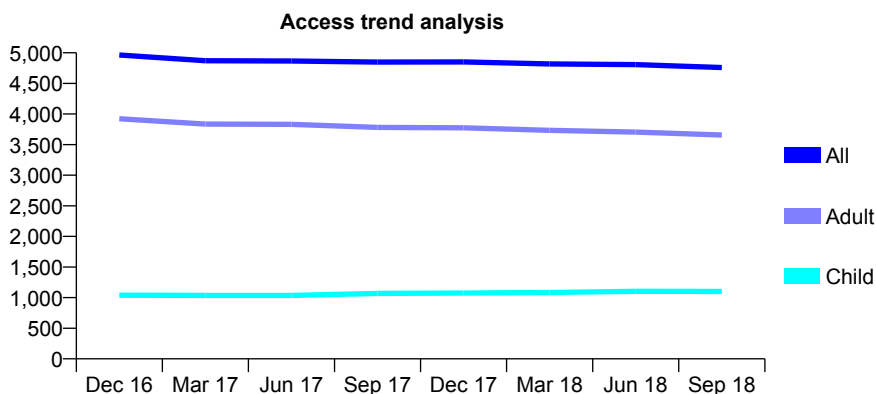
Q63 - Vital Signs At a Glance Contract Report for 239992/0001 - September 2018

Name or company name	MR J PATEL
Contract type name	GDS Contract
Purpose of contract	General
Contract start date	01/04/2006
Contract end date	

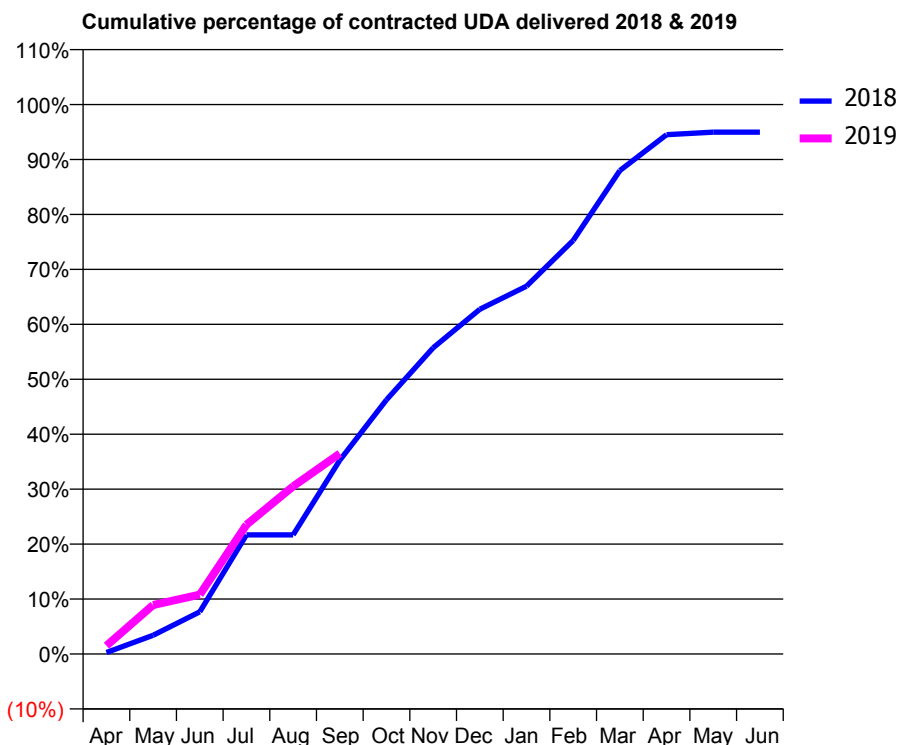
18/19 Contracted general activity (UDA)	14,173
Carry forward general activity (UDA)	0
18/19 Contracted orthodontic activity (UOA)	0
Carry forward orthodontic activity (UOA)	0
Baseline contract value	£382,497.42

ACCESS*

Patients seen in 24 months	Total	Change since previous quarter
Quarter ending September 2017	4,849	
Quarter ending December 2017	4,850	→
Quarter ending March 2018	4,817	→
Quarter ending June 2018	4,807	→
Quarter ending September 2018	4,759	→
Variance since September 2017	(1.9%)	↓



ACTIVITY



Month	Adjusted Scheduled Activity (UDA)	
	2018	2019
April	38	215
May	484	1,264
June	1,088	1,533
July	3,074	3,334
August	3,074	4,324
September	5,001	5,172
October	6,558	
November	7,898	
December	8,894	
January	9,489	
February	10,667	
March	12,470	
April	13,393	
May	13,458	
June	13,458	

QUALITY

	Quantity	Base Number	Contract	AT	Region	England
% of FP17s for the same patient ID Re-attending within 3 months - Children	72	752	9.6%	9.9%	11.5%	11.6%
% of FP17s for the same patient ID Re-attending within 3 months - Adults	250	1,944	12.9%	15.2%	16.5%	15.5%
% of FP17s for the same patient ID Re-attending between 3 & 9 months - Children	382	752	50.8%	48.8%	48.5%	58.8%
% of FP17s for the same patient ID Re-attending between 3 & 9 months - Adults	831	1,944	42.7%	38.8%	39.1%	51.1%
% of FP17s for Band 1 Urgent Courses	204	2,372	8.6%	10.1%	10.6%	9.0%
% of FP17s Relating to Free Repair or Replacements	12	2,372	0.5%	0.6%	0.5%	0.8%
% of FP17s Relating to Continuations	33	2,372	1.4%	0.8%	0.7%	0.9%
% of Patients satisfied with the dentistry they have received	3	3	N/A	91.6%	90.5%	93.3%
% of Patients satisfied with the time they had to wait for an appointment	3	3	N/A	87.5%	85.1%	88.9%

* This is based on patients treated on this contract for their most recent course of treatment. Figures in italics indicate the base number of FP17s or Patient Questionnaire responses are less than 100. N/A is shown where the base number of responses is less than 10 during the period. % is calculated as Quantity/Base number*100

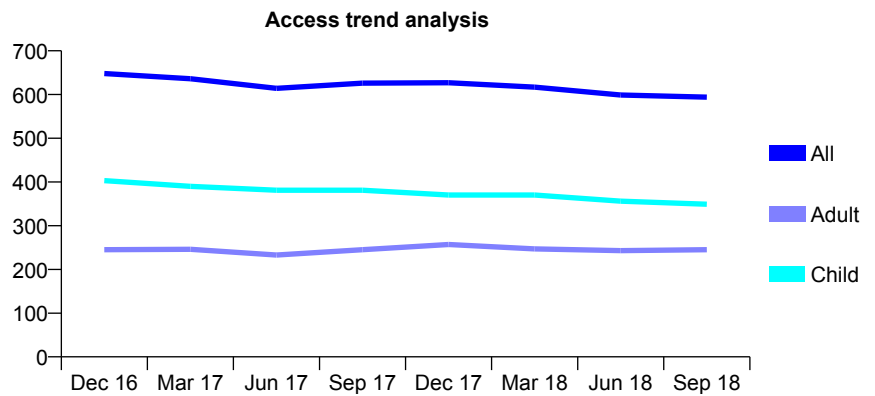
Q63 - Vital Signs At a Glance Contract Report for 241377/0001 - September 2018

Name or company name	MR DJ SCHWARTZ
Contract type name	GDS Contract
Purpose of contract	General
Contract start date	01/01/2013
Contract end date	

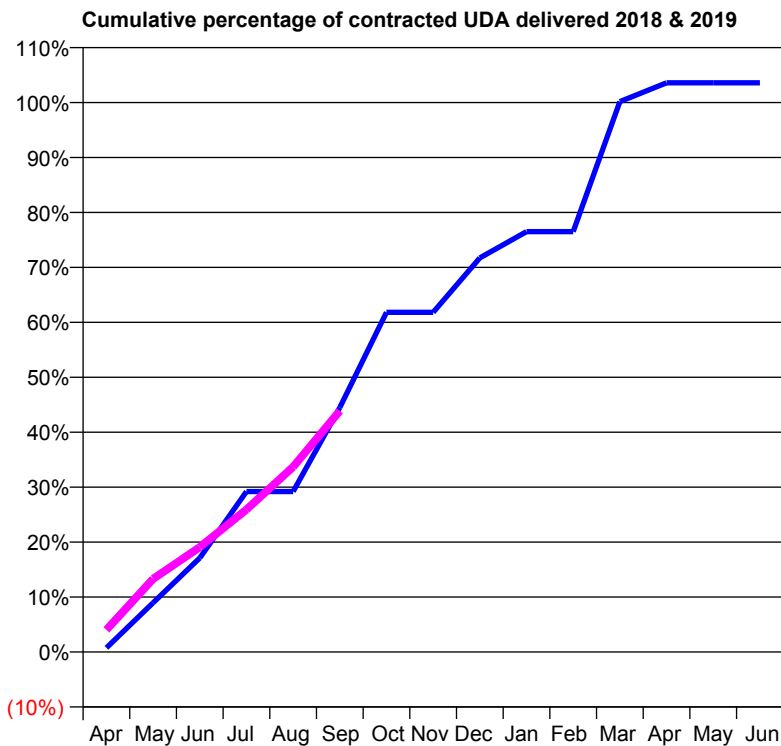
18/19 Contracted general activity (UDA)	1,315
Carry forward general activity (UDA)	-26
18/19 Contracted orthodontic activity (UOA)	0
Carry forward orthodontic activity (UOA)	0
Baseline contract value	£28,783.17

ACCESS*

Patients seen in 24 months	Total	Change since previous quarter
Quarter ending September 2017	626	
Quarter ending December 2017	627	→
Quarter ending March 2018	617	↓
Quarter ending June 2018	599	↓
Quarter ending September 2018	594	→
Variance since September 2017	(5.1%)	↓



ACTIVITY



Month	Adjusted Scheduled Activity (UDA)	
	2018	2019
April	10	53
May	118	175
June	225	251
July	384	341
August	384	443
September	585	577
October	813	
November	813	
December	943	
January	1,006	
February	1,006	
March	1,317	
April	1,362	
May	1,362	
June	1,362	

QUALITY

	Quantity	Base Number	Contract	AT	Region	England
% of FP17s for the same patient ID Re-attending within 3 months - Children	1	176	0.6%	9.9%	11.5%	11.6%
% of FP17s for the same patient ID Re-attending within 3 months - Adults	0	70	0.0%	15.2%	16.5%	15.5%
% of FP17s for the same patient ID Re-attending between 3 & 9 months - Children	44	176	25.0%	48.8%	48.5%	58.8%
% of FP17s for the same patient ID Re-attending between 3 & 9 months - Adults	14	70	20.0%	38.8%	39.1%	51.1%
% of FP17s for Band 1 Urgent Courses	0	231	0.0%	10.1%	10.6%	9.0%
% of FP17s Relating to Free Repair or Replacements	0	231	0.0%	0.6%	0.5%	0.8%
% of FP17s Relating to Continuations	0	231	0.0%	0.8%	0.7%	0.9%
% of Patients satisfied with the dentistry they have received	1	1	N/A	91.6%	90.5%	93.3%
% of Patients satisfied with the time they had to wait for an appointment	1	1	N/A	87.5%	85.1%	88.9%

* This is based on patients treated on this contract for their most recent course of treatment. Figures in italics indicate the base number of FP17s or Patient Questionnaire responses are less than 100. N/A is shown where the base number of responses is less than 10 during the period. % is calculated as Quantity/Base number*100

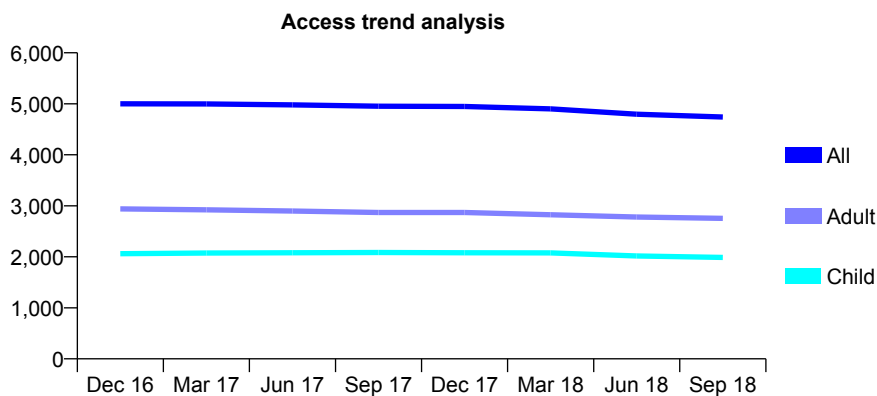
Q63 - Vital Signs At a Glance Contract Report for 244317/0001 - September 2018

Name or company name	MR DS KULLAR
Contract type name	GDS Contract
Purpose of contract	General
Contract start date	01/04/2006
Contract end date	

18/19 Contracted general activity (UDA)	16,130
Carry forward general activity (UDA)	0
18/19 Contracted orthodontic activity (UOA)	0
Carry forward orthodontic activity (UOA)	0
Baseline contract value	£438,757.73

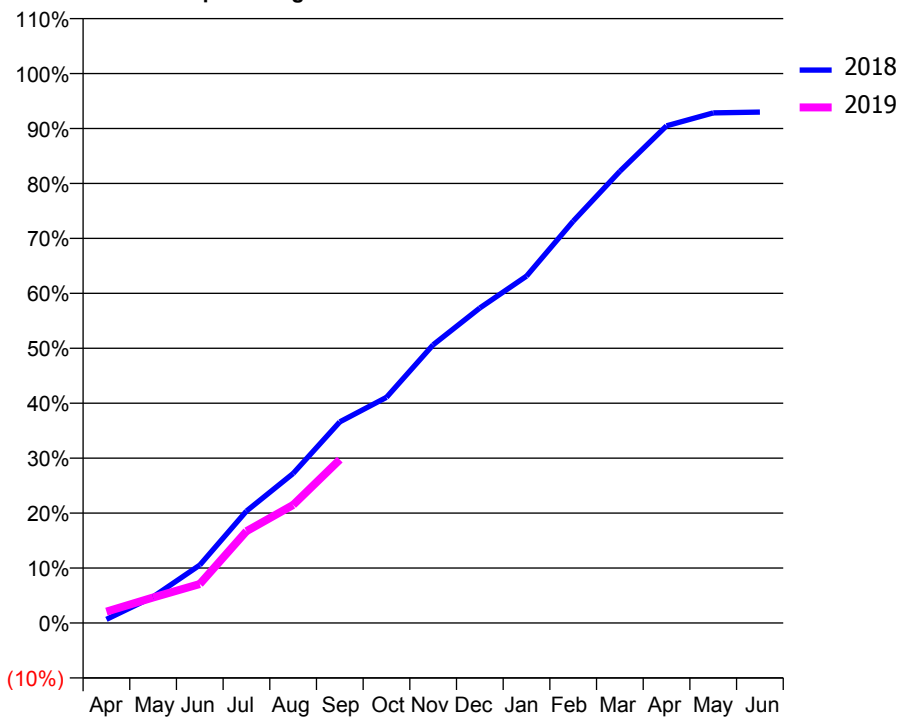
ACCESS*

Patients seen in 24 months	Total	Change since previous quarter
Quarter ending September 2017	4,953	
Quarter ending December 2017	4,948	→
Quarter ending March 2018	4,900	→
Quarter ending June 2018	4,797	↓
Quarter ending September 2018	4,740	↓
Variance since September 2017	(4.3%)	↓



ACTIVITY

Cumulative percentage of contracted UDA delivered 2018 & 2019



Adjusted Scheduled Activity (UDA)

Month	2018	2019
April	108	334
May	768	751
June	1,701	1,146
July	3,284	2,695
August	4,389	3,465
September	5,904	4,795
October	6,626	
November	8,167	
December	9,249	
January	10,184	
February	11,797	
March	13,260	
April	14,593	
May	14,974	
June	14,998	

QUALITY

	Quantity	Base Number	Contract	AT	Region	England
% of FP17s for the same patient ID Re-attending within 3 months - Children	52	1,148	4.5%	9.9%	11.5%	11.6%
% of FP17s for the same patient ID Re-attending within 3 months - Adults	184	1,350	13.6%	15.2%	16.5%	15.5%
% of FP17s for the same patient ID Re-attending between 3 & 9 months - Children	600	1,148	52.3%	48.8%	48.5%	58.8%
% of FP17s for the same patient ID Re-attending between 3 & 9 months - Adults	480	1,350	35.6%	38.8%	39.1%	51.1%
% of FP17s for Band 1 Urgent Courses	251	1,905	13.2%	10.1%	10.6%	9.0%
% of FP17s Relating to Free Repair or Replacements	3	1,905	0.2%	0.6%	0.5%	0.8%
% of FP17s Relating to Continuations	3	1,905	0.2%	0.8%	0.7%	0.9%
% of Patients satisfied with the dentistry they have received	2	2	N/A	91.6%	90.5%	93.3%
% of Patients satisfied with the time they had to wait for an appointment	2	2	N/A	87.5%	85.1%	88.9%

* This is based on patients treated on this contract for their most recent course of treatment. Figures in italics indicate the base number of FP17s or Patient Questionnaire responses are less than 100. N/A is shown where the base number of responses is less than 10 during the period. % is calculated as Quantity/Base number*100

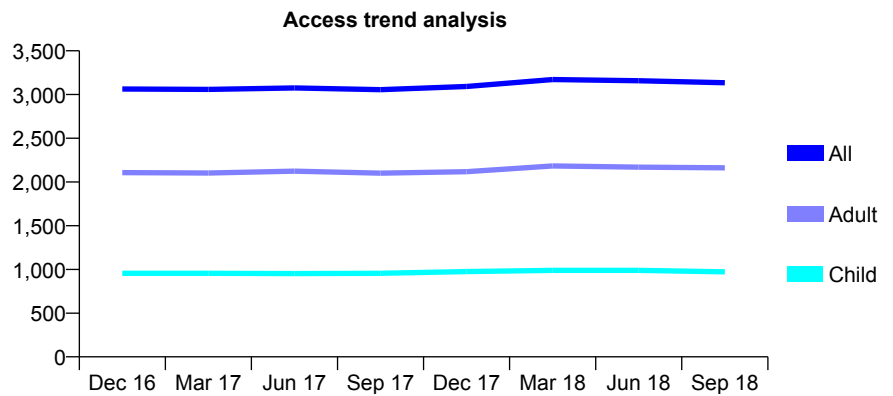
Q63 - Vital Signs At a Glance Contract Report for 244325/0001 - September 2018

Name or company name	MISS G MEHRA
Contract type name	GDS Contract
Purpose of contract	General
Contract start date	01/04/2006
Contract end date	

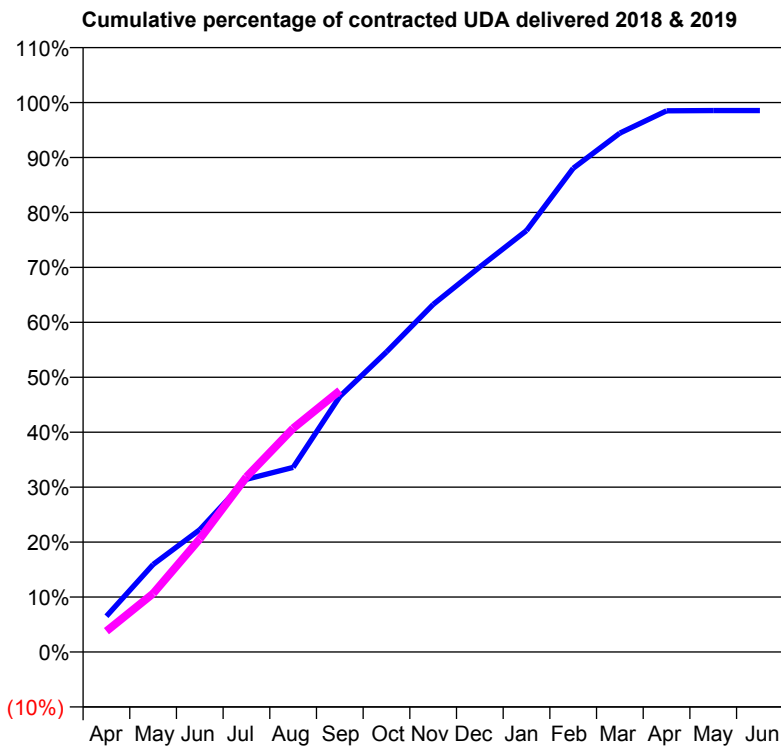
18/19 Contracted general activity (UDA)	6,912
Carry forward general activity (UDA)	101
18/19 Contracted orthodontic activity (UOA)	0
Carry forward orthodontic activity (UOA)	0
Baseline contract value	£208,654.07

ACCESS*

Patients seen in 24 months	Total	Change since previous quarter
Quarter ending September 2017	3,055	
Quarter ending December 2017	3,092	→
Quarter ending March 2018	3,172	↑
Quarter ending June 2018	3,158	→
Quarter ending September 2018	3,134	→
Variance since September 2017	2.6%	↑



ACTIVITY



Adjusted Scheduled Activity (UDA)		
Month	2018	2019
April	450	262
May	1,102	735
June	1,538	1,422
July	2,173	2,202
August	2,322	2,813
September	3,215	3,288
October	3,775	
November	4,372	
December	4,843	
January	5,301	
February	6,085	
March	6,527	
April	6,807	
May	6,811	
June	6,811	

QUALITY

	Quantity	Base Number	Contract	AT	Region	England
% of FP17s for the same patient ID Re-attending within 3 months - Children	42	693	6.1%	9.9%	11.5%	11.6%
% of FP17s for the same patient ID Re-attending within 3 months - Adults	128	1,173	10.9%	15.2%	16.5%	15.5%
% of FP17s for the same patient ID Re-attending between 3 & 9 months - Children	392	693	56.6%	48.8%	48.5%	58.8%
% of FP17s for the same patient ID Re-attending between 3 & 9 months - Adults	511	1,173	43.6%	38.8%	39.1%	51.1%
% of FP17s for Band 1 Urgent Courses	104	1,722	6.0%	10.1%	10.6%	9.0%
% of FP17s Relating to Free Repair or Replacements	15	1,722	0.9%	0.6%	0.5%	0.8%
% of FP17s Relating to Continuations	21	1,722	1.2%	0.8%	0.7%	0.9%
% of Patients satisfied with the dentistry they have received	1	1	N/A	91.6%	90.5%	93.3%
% of Patients satisfied with the time they had to wait for an appointment	1	1	N/A	87.5%	85.1%	88.9%

* This is based on patients treated on this contract for their most recent course of treatment. Figures in italics indicate the base number of FP17s or Patient Questionnaire responses are less than 100. N/A is shown where the base number of responses is less than 10 during the period. % is calculated as Quantity/Base number*100

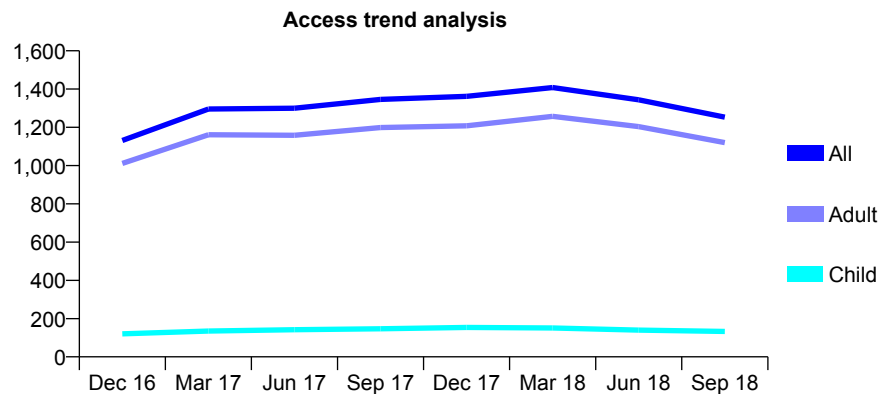
Q63 - Vital Signs At a Glance Contract Report for 253766/0002 - September 2018

Name or company name	MR OA ODEYEMI
Contract type name	GDS Contract
Purpose of contract	General
Contract start date	01/04/2015
Contract end date	

18/19 Contracted general activity (UDA)	3,667
Carry forward general activity (UDA)	0
18/19 Contracted orthodontic activity (UOA)	0
Carry forward orthodontic activity (UOA)	0
Baseline contract value	£100,325.08

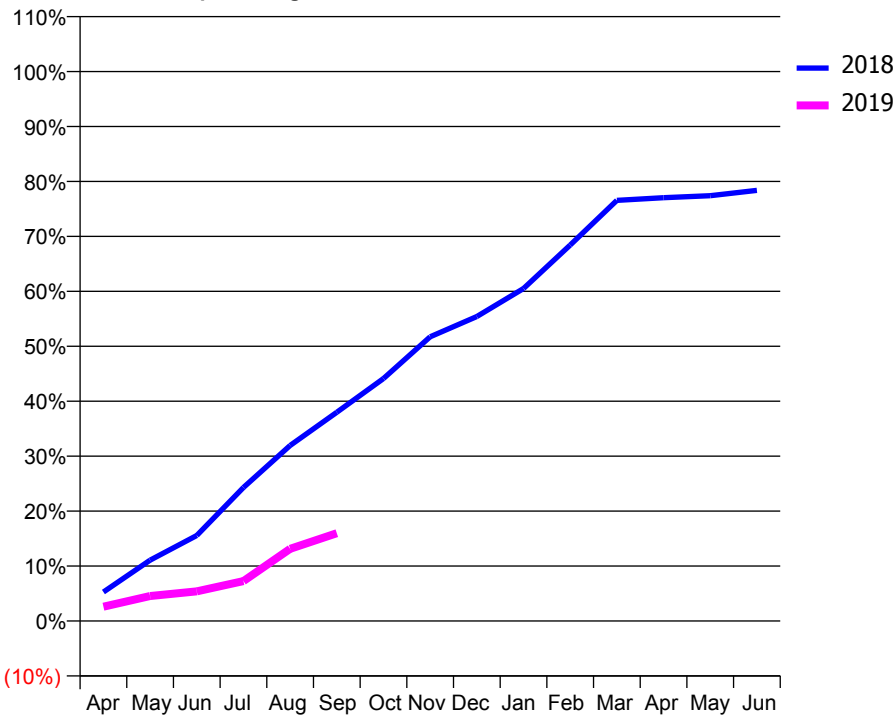
ACCESS*

Patients seen in 24 months	Total	Change since previous quarter
Quarter ending September 2017	1,346	
Quarter ending December 2017	1,362	→
Quarter ending March 2018	1,408	↑
Quarter ending June 2018	1,344	↓
Quarter ending September 2018	1,253	↓
Variance since September 2017	(6.9%)	↓



ACTIVITY

Cumulative percentage of contracted UDA delivered 2018 & 2019



Month	Adjusted Scheduled Activity (UDA)	
	2018	2019
April	193	96
May	406	167
June	571	198
July	891	266
August	1,171	482
September	1,393	586
October	1,618	
November	1,897	
December	2,032	
January	2,219	
February	2,509	
March	2,807	
April	2,825	
May	2,838	
June	2,874	

QUALITY

	Quantity	Base Number	Contract	AT	Region	England
% of FP17s for the same patient ID Re-attending within 3 months - Children	3	28	10.7%	9.9%	11.5%	11.6%
% of FP17s for the same patient ID Re-attending within 3 months - Adults	26	271	9.6%	15.2%	16.5%	15.5%
% of FP17s for the same patient ID Re-attending between 3 & 9 months - Children	4	28	14.3%	48.8%	48.5%	58.8%
% of FP17s for the same patient ID Re-attending between 3 & 9 months - Adults	83	271	30.6%	38.8%	39.1%	51.1%
% of FP17s for Band 1 Urgent Courses	27	251	10.8%	10.1%	10.6%	9.0%
% of FP17s Relating to Free Repair or Replacements	0	251	0.0%	0.6%	0.5%	0.8%
% of FP17s Relating to Continuations	5	251	2.0%	0.8%	0.7%	0.9%
% of Patients satisfied with the dentistry they have received	0	0	N/A	91.6%	90.5%	93.3%
% of Patients satisfied with the time they had to wait for an appointment	0	0	N/A	87.5%	85.1%	88.9%

* This is based on patients treated on this contract for their most recent course of treatment. Figures in italics indicate the base number of FP17s or Patient Questionnaire responses are less than 100. N/A is shown where the base number of responses is less than 10 during the period. % is calculated as Quantity/Base number*100

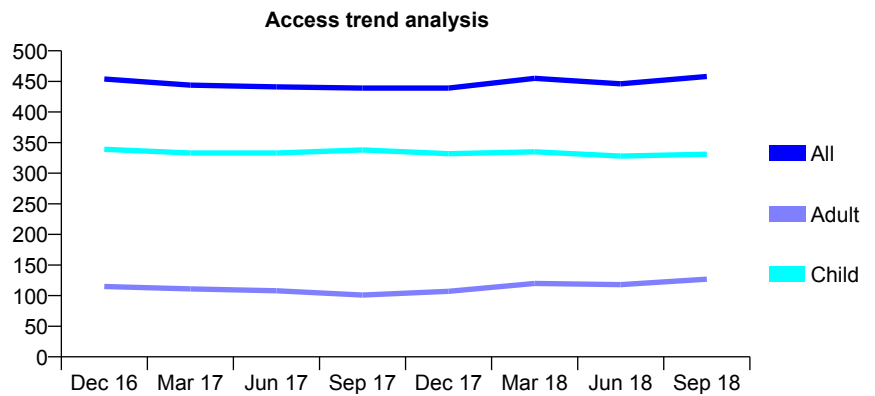
Q63 - Vital Signs At a Glance Contract Report for 254010/0001 - September 2018

Name or company name	MR P AZARI
Contract type name	GDS Contract
Purpose of contract	General
Contract start date	01/04/2006
Contract end date	

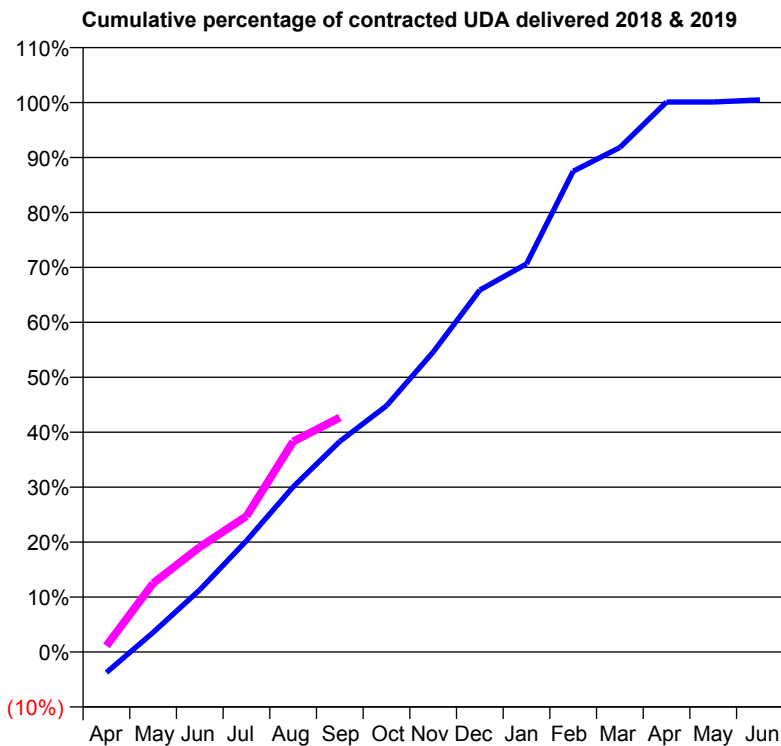
18/19 Contracted general activity (UDA)	800
Carry forward general activity (UDA)	-4
18/19 Contracted orthodontic activity (UOA)	0
Carry forward orthodontic activity (UOA)	0
Baseline contract value	£22,139.63

ACCESS*

Patients seen in 24 months	Total	Change since previous quarter
Quarter ending September 2017	439	
Quarter ending December 2017	439	→
Quarter ending March 2018	455	↑
Quarter ending June 2018	446	↓
Quarter ending September 2018	458	↑
Variance since September 2017	4.3%	↑



ACTIVITY



Adjusted Scheduled Activity (UDA)		
Month	2018	2019
April	-30	9
May	28	100
June	91	153
July	162	198
August	240	306
September	307	341
October	358	
November	437	
December	527	
January	565	
February	700	
March	735	
April	801	
May	801	
June	804	

QUALITY

	Quantity	Base Number	Contract	AT	Region	England
% of FP17s for the same patient ID Re-attending within 3 months - Children	5	183	2.7%	9.9%	11.5%	11.6%
% of FP17s for the same patient ID Re-attending within 3 months - Adults	7	73	9.6%	15.2%	16.5%	15.5%
% of FP17s for the same patient ID Re-attending between 3 & 9 months - Children	76	183	41.5%	48.8%	48.5%	58.8%
% of FP17s for the same patient ID Re-attending between 3 & 9 months - Adults	30	73	41.1%	38.8%	39.1%	51.1%
% of FP17s for Band 1 Urgent Courses	7	230	3.0%	10.1%	10.6%	9.0%
% of FP17s Relating to Free Repair or Replacements	0	230	0.0%	0.6%	0.5%	0.8%
% of FP17s Relating to Continuations	1	230	0.4%	0.8%	0.7%	0.9%
% of Patients satisfied with the dentistry they have received	0	0	N/A	91.6%	90.5%	93.3%
% of Patients satisfied with the time they had to wait for an appointment	0	0	N/A	87.5%	85.1%	88.9%

* This is based on patients treated on this contract for their most recent course of treatment. Figures in italics indicate the base number of FP17s or Patient Questionnaire responses are less than 100. N/A is shown where the base number of responses is less than 10 during the period. % is calculated as Quantity/Base number*100

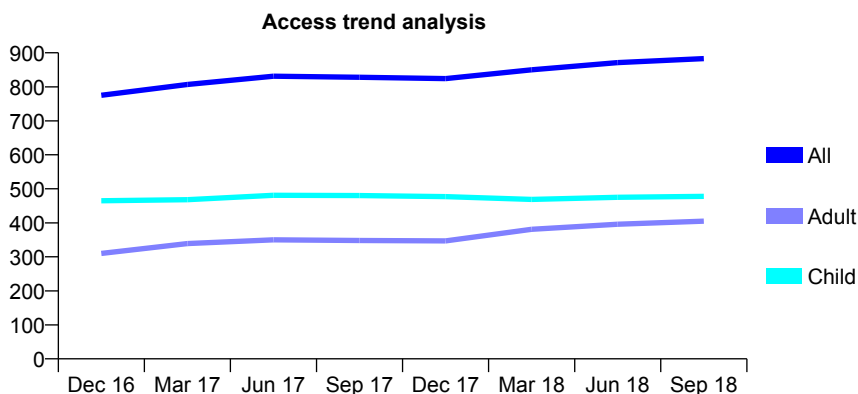
Q63 - Vital Signs At a Glance Contract Report for 254010/0002 - September 2018

Name or company name	Days Lane Dental
Contract type name	GDS Contract
Purpose of contract	General
Contract start date	01/04/2006
Contract end date	

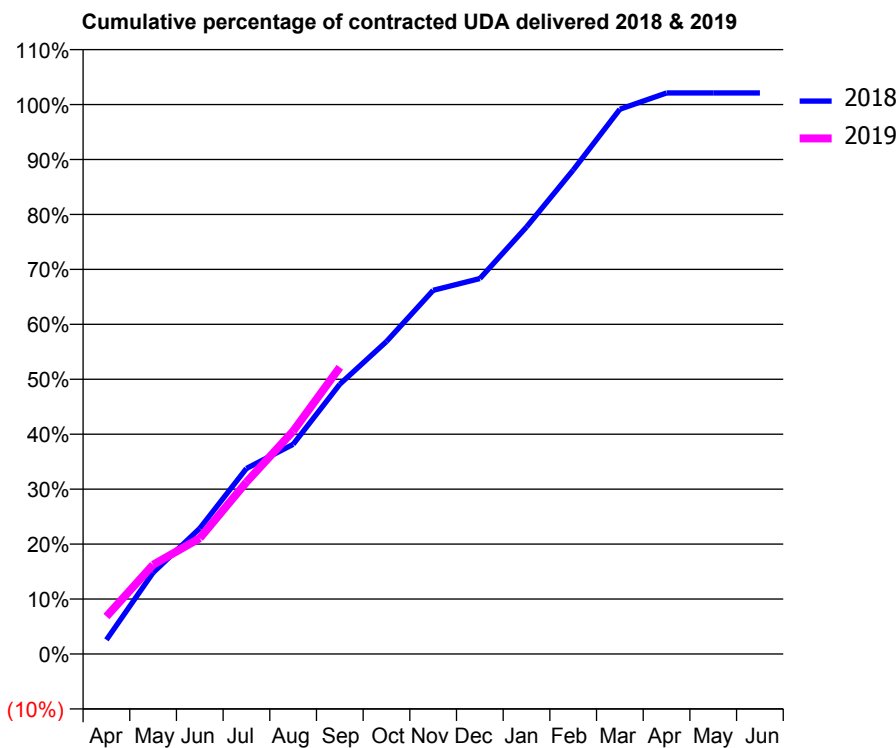
18/19 Contracted general activity (UDA)	1,828
Carry forward general activity (UDA)	-37
18/19 Contracted orthodontic activity (UOA)	0
Carry forward orthodontic activity (UOA)	0
Baseline contract value	£55,398.65

ACCESS*

Patients seen in 24 months	Total	Change since previous quarter
Quarter ending September 2017	828	
Quarter ending December 2017	824	→
Quarter ending March 2018	850	↑
Quarter ending June 2018	871	↑
Quarter ending September 2018	883	→
Variance since September 2017	6.6%	↑



ACTIVITY



Adjusted Scheduled Activity (UDA)		
Month	2018	2019
April	47	125
May	271	297
June	418	385
July	617	572
August	697	741
September	898	954
October	1,040	
November	1,210	
December	1,249	
January	1,421	
February	1,610	
March	1,812	
April	1,867	
May	1,867	
June	1,867	

QUALITY

	Quantity	Base Number	Contract	AT	Region	England
% of FP17s for the same patient ID Re-attending within 3 months - Children	21	338	6.2%	9.9%	11.5%	11.6%
% of FP17s for the same patient ID Re-attending within 3 months - Adults	19	219	8.7%	15.2%	16.5%	15.5%
% of FP17s for the same patient ID Re-attending between 3 & 9 months - Children	180	338	53.3%	48.8%	48.5%	58.8%
% of FP17s for the same patient ID Re-attending between 3 & 9 months - Adults	90	219	41.1%	38.8%	39.1%	51.1%
% of FP17s for Band 1 Urgent Courses	29	518	5.6%	10.1%	10.6%	9.0%
% of FP17s Relating to Free Repair or Replacements	0	518	0.0%	0.6%	0.5%	0.8%
% of FP17s Relating to Continuations	1	518	0.2%	0.8%	0.7%	0.9%
% of Patients satisfied with the dentistry they have received	0	0	N/A	91.6%	90.5%	93.3%
% of Patients satisfied with the time they had to wait for an appointment	0	0	N/A	87.5%	85.1%	88.9%

* This is based on patients treated on this contract for their most recent course of treatment. Figures in italics indicate the base number of FP17s or Patient Questionnaire responses are less than 100. N/A is shown where the base number of responses is less than 10 during the period. % is calculated as Quantity/Base number*100

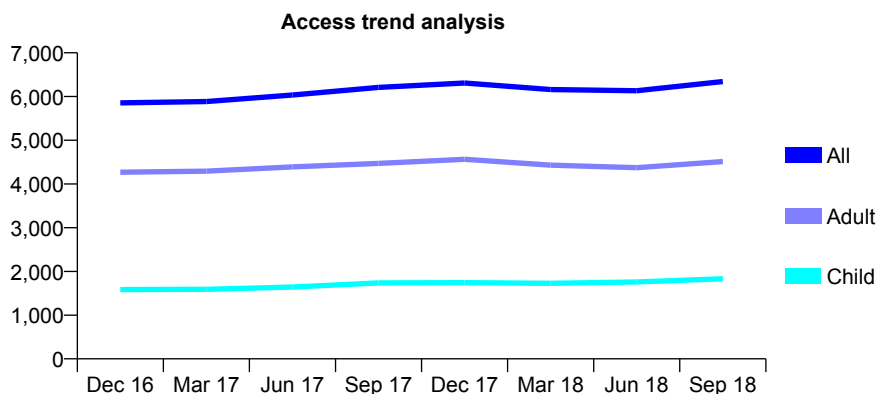
Q63 - Vital Signs At a Glance Contract Report for 257001/0001 - September 2018

Name or company name	MR DS MATHEW
Contract type name	GDS Contract
Purpose of contract	General
Contract start date	01/04/2006
Contract end date	

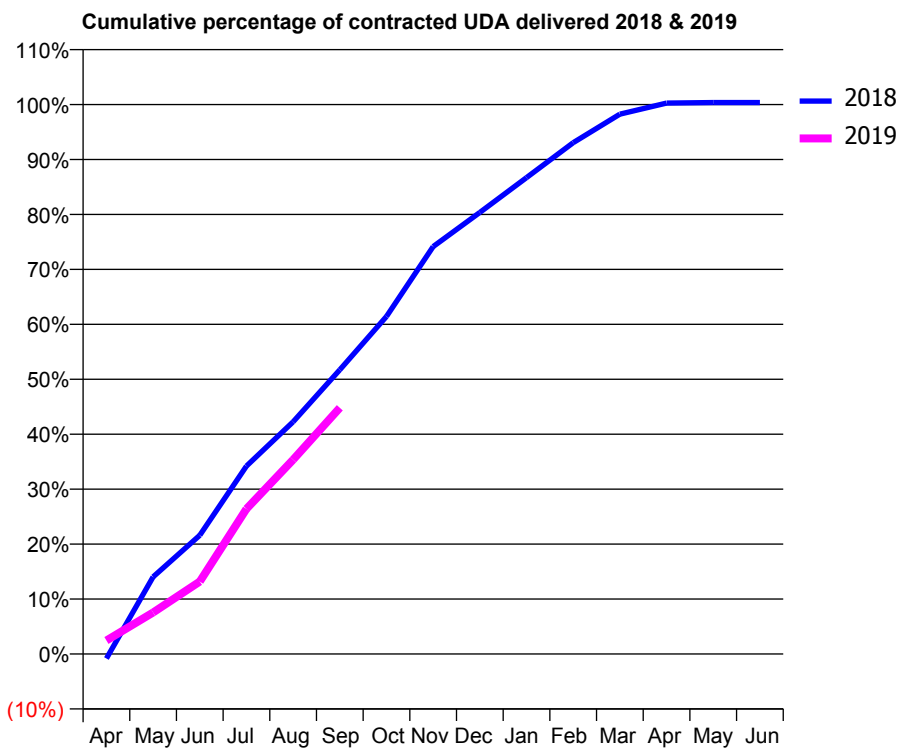
18/19 Contracted general activity (UDA)	14,901
Carry forward general activity (UDA)	-54
18/19 Contracted orthodontic activity (UOA)	0
Carry forward orthodontic activity (UOA)	0
Baseline contract value	£388,008.00

ACCESS*

Patients seen in 24 months	Total	Change since previous quarter
Quarter ending September 2017	6,208	
Quarter ending December 2017	6,309	→
Quarter ending March 2018	6,160	↓
Quarter ending June 2018	6,131	→
Quarter ending September 2018	6,344	↑
Variance since September 2017	2.2%	↑



ACTIVITY



Month	Adjusted Scheduled Activity (UDA)	
	2018	2019
April	-123	367
May	2,092	1,125
June	3,218	1,964
July	5,097	3,936
August	6,296	5,271
September	7,708	6,676
October	9,155	
November	11,049	
December	11,976	
January	12,919	
February	13,866	
March	14,641	
April	14,939	
May	14,955	
June	14,955	

QUALITY

	Quantity	Base Number	Contract	AT	Region	England
% of FP17s for the same patient ID Re-attending within 3 months - Children	99	1,244	8.0%	9.9%	11.5%	11.6%
% of FP17s for the same patient ID Re-attending within 3 months - Adults	169	2,175	7.8%	15.2%	16.5%	15.5%
% of FP17s for the same patient ID Re-attending between 3 & 9 months - Children	503	1,244	40.4%	48.8%	48.5%	58.8%
% of FP17s for the same patient ID Re-attending between 3 & 9 months - Adults	736	2,175	33.8%	38.8%	39.1%	51.1%
% of FP17s for Band 1 Urgent Courses	146	3,283	4.4%	10.1%	10.6%	9.0%
% of FP17s Relating to Free Repair or Replacements	14	3,283	0.4%	0.6%	0.5%	0.8%
% of FP17s Relating to Continuations	19	3,283	0.6%	0.8%	0.7%	0.9%
% of Patients satisfied with the dentistry they have received	4	5	N/A	91.6%	90.5%	93.3%
% of Patients satisfied with the time they had to wait for an appointment	4	5	N/A	87.5%	85.1%	88.9%

* This is based on patients treated on this contract for their most recent course of treatment. Figures in italics indicate the base number of FP17s or Patient Questionnaire responses are less than 100. N/A is shown where the base number of responses is less than 10 during the period. % is calculated as Quantity/Base number*100

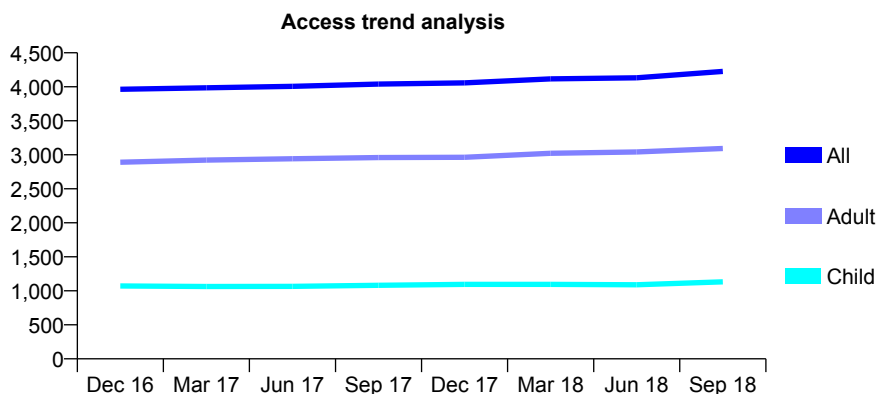
Q63 - Vital Signs At a Glance Contract Report for 257222/0001 - September 2018

Name or company name	MS S RADPOUR
Contract type name	GDS Contract
Purpose of contract	General
Contract start date	01/04/2006
Contract end date	

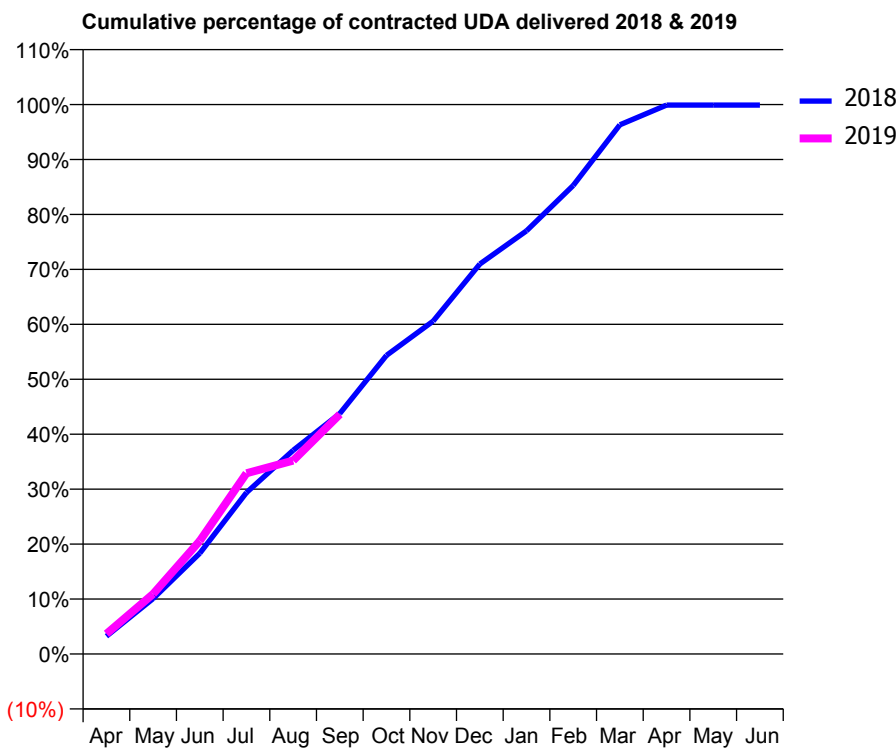
18/19 Contracted general activity (UDA)	9,500
Carry forward general activity (UDA)	10
18/19 Contracted orthodontic activity (UOA)	0
Carry forward orthodontic activity (UOA)	0
Baseline contract value	£235,564.39

ACCESS*

Patients seen in 24 months	Total	Change since previous quarter
Quarter ending September 2017	4,041	
Quarter ending December 2017	4,058	→
Quarter ending March 2018	4,117	→
Quarter ending June 2018	4,132	→
Quarter ending September 2018	4,226	↑
Variance since September 2017	4.6%	↑



ACTIVITY



Adjusted Scheduled Activity (UDA)		
Month	2018	2019
April	309	349
May	957	1,040
June	1,741	1,955
July	2,790	3,126
August	3,521	3,345
September	4,158	4,143
October	5,163	
November	5,755	
December	6,743	
January	7,316	
February	8,099	
March	9,149	
April	9,490	
May	9,490	
June	9,490	

QUALITY

	Quantity	Base Number	Contract	AT	Region	England
% of FP17s for the same patient ID Re-attending within 3 months - Children	34	689	4.9%	9.9%	11.5%	11.6%
% of FP17s for the same patient ID Re-attending within 3 months - Adults	178	1,608	11.1%	15.2%	16.5%	15.5%
% of FP17s for the same patient ID Re-attending between 3 & 9 months - Children	409	689	59.4%	48.8%	48.5%	58.8%
% of FP17s for the same patient ID Re-attending between 3 & 9 months - Adults	619	1,608	38.5%	38.8%	39.1%	51.1%
% of FP17s for Band 1 Urgent Courses	154	2,114	7.3%	10.1%	10.6%	9.0%
% of FP17s Relating to Free Repair or Replacements	12	2,114	0.6%	0.6%	0.5%	0.8%
% of FP17s Relating to Continuations	18	2,114	0.9%	0.8%	0.7%	0.9%
% of Patients satisfied with the dentistry they have received	2	2	N/A	91.6%	90.5%	93.3%
% of Patients satisfied with the time they had to wait for an appointment	2	2	N/A	87.5%	85.1%	88.9%

* This is based on patients treated on this contract for their most recent course of treatment. Figures in italics indicate the base number of FP17s or Patient Questionnaire responses are less than 100. N/A is shown where the base number of responses is less than 10 during the period. % is calculated as Quantity/Base number*100

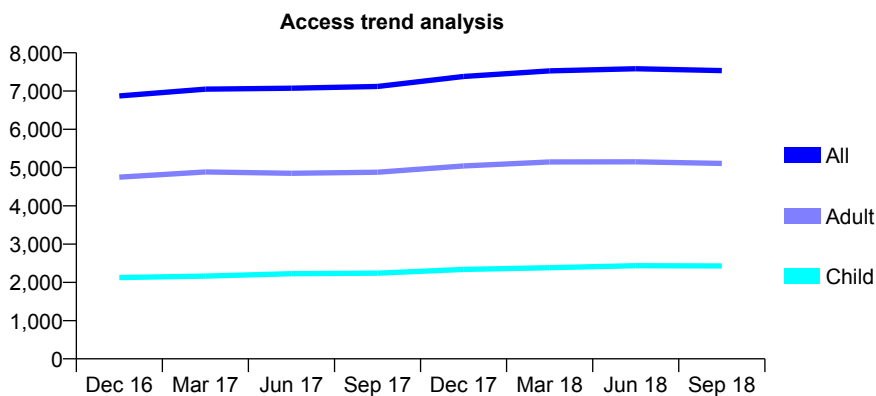
Q63 - Vital Signs At a Glance Contract Report for 257486/0003 - September 2018

Name or company name	MR RM QURESHI
Contract type name	GDS Contract
Purpose of contract	General
Contract start date	01/10/2014
Contract end date	

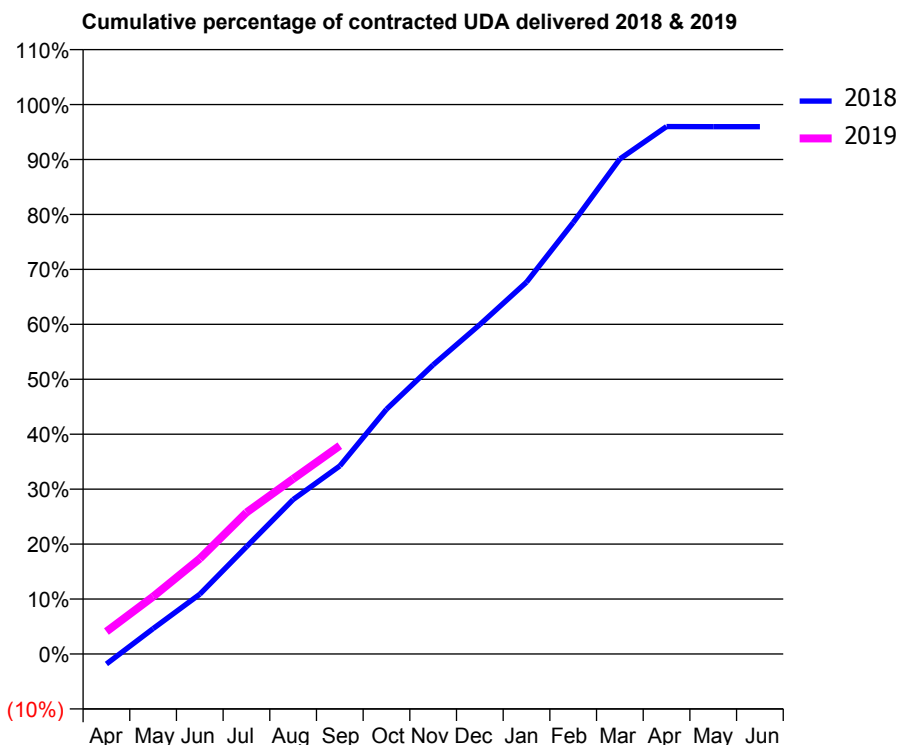
18/19 Contracted general activity (UDA)	17,212
Carry forward general activity (UDA)	0
18/19 Contracted orthodontic activity (UOA)	0
Carry forward orthodontic activity (UOA)	0
Baseline contract value	£435,369.89

ACCESS*

Patients seen in 24 months	Total	Change since previous quarter
Quarter ending September 2017	7,120	
Quarter ending December 2017	7,381	↑
Quarter ending March 2018	7,529	↑
Quarter ending June 2018	7,585	→
Quarter ending September 2018	7,536	→
Variance since September 2017	5.8%	↑



ACTIVITY



Month	Adjusted Scheduled Activity (UDA)	
	2018	2019
April	-315	705
May	795	1,799
June	1,873	2,990
July	3,361	4,433
August	4,840	5,485
September	5,890	6,527
October	7,666	
November	9,059	
December	10,319	
January	11,646	
February	13,514	
March	15,508	
April	16,520	
May	16,519	
June	16,519	

QUALITY

	Quantity	Base Number	Contract	AT	Region	England
% of FP17s for the same patient ID Re-attending within 3 months - Children	102	1,329	7.7%	9.9%	11.5%	11.6%
% of FP17s for the same patient ID Re-attending within 3 months - Adults	277	2,309	12.0%	15.2%	16.5%	15.5%
% of FP17s for the same patient ID Re-attending between 3 & 9 months - Children	685	1,329	51.5%	48.8%	48.5%	58.8%
% of FP17s for the same patient ID Re-attending between 3 & 9 months - Adults	961	2,309	41.6%	38.8%	39.1%	51.1%
% of FP17s for Band 1 Urgent Courses	328	3,359	9.8%	10.1%	10.6%	9.0%
% of FP17s Relating to Free Repair or Replacements	17	3,359	0.5%	0.6%	0.5%	0.8%
% of FP17s Relating to Continuations	3	3,359	0.1%	0.8%	0.7%	0.9%
% of Patients satisfied with the dentistry they have received	2	3	N/A	91.6%	90.5%	93.3%
% of Patients satisfied with the time they had to wait for an appointment	2	3	N/A	87.5%	85.1%	88.9%

* This is based on patients treated on this contract for their most recent course of treatment. Figures in italics indicate the base number of FP17s or Patient Questionnaire responses are less than 100. N/A is shown where the base number of responses is less than 10 during the period. % is calculated as Quantity/Base number*100

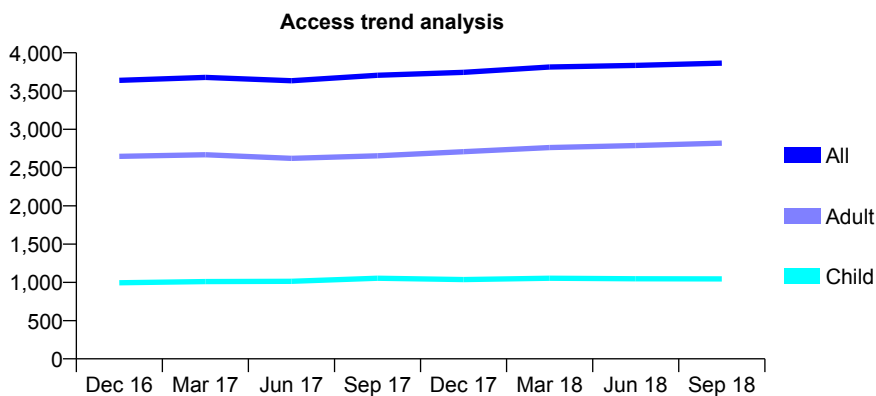
Q63 - Vital Signs At a Glance Contract Report for 262447/0001 - September 2018

Name or company name	MR CC BAILIE
Contract type name	GDS Contract
Purpose of contract	General
Contract start date	01/04/2006
Contract end date	

18/19 Contracted general activity (UDA)	15,000
Carry forward general activity (UDA)	0
18/19 Contracted orthodontic activity (UOA)	0
Carry forward orthodontic activity (UOA)	0
Baseline contract value	£536,431.88

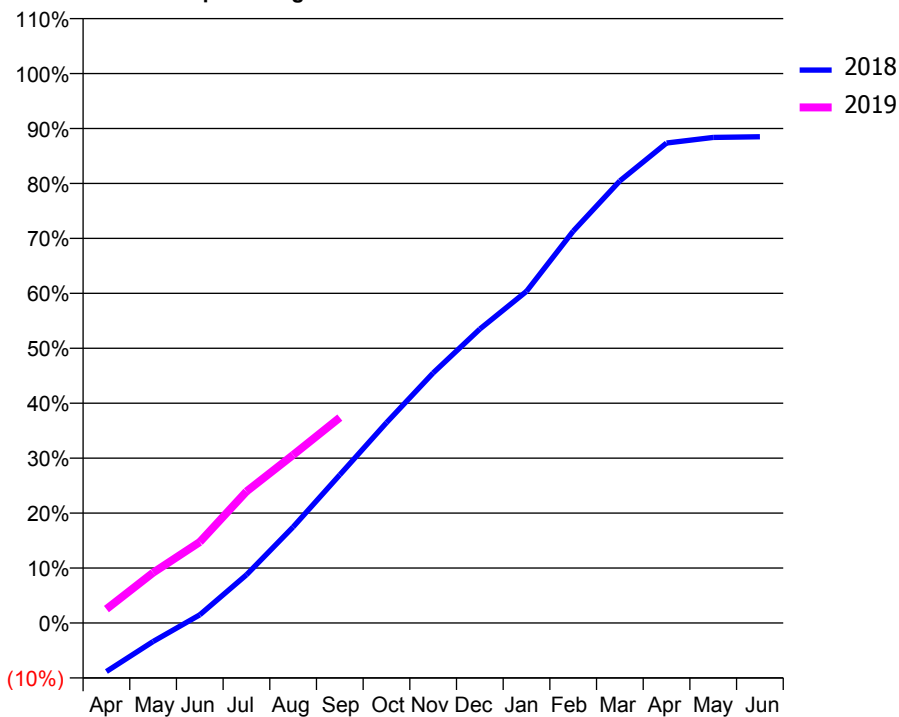
ACCESS*

Patients seen in 24 months	Total	Change since previous quarter
Quarter ending September 2017	3,706	
Quarter ending December 2017	3,744	→
Quarter ending March 2018	3,814	→
Quarter ending June 2018	3,835	→
Quarter ending September 2018	3,865	→
Variance since September 2017	4.3%	↑



ACTIVITY

Cumulative percentage of contracted UDA delivered 2018 & 2019



Month	Adjusted Scheduled Activity (UDA)	
	2018	2019
April	-1,326	381
May	-506	1,375
June	222	2,212
July	1,316	3,591
August	2,622	4,589
September	4,046	5,607
October	5,470	
November	6,828	
December	8,023	
January	9,054	
February	10,695	
March	12,067	
April	13,103	
May	13,257	
June	13,273	

QUALITY

	Quantity	Base Number	Contract	AT	Region	England
% of FP17s for the same patient ID Re-attending within 3 months - Children	42	544	7.7%	9.9%	11.5%	11.6%
% of FP17s for the same patient ID Re-attending within 3 months - Adults	363	1,589	22.8%	15.2%	16.5%	15.5%
% of FP17s for the same patient ID Re-attending between 3 & 9 months - Children	224	544	41.2%	48.8%	48.5%	58.8%
% of FP17s for the same patient ID Re-attending between 3 & 9 months - Adults	531	1,589	33.4%	38.8%	39.1%	51.1%
% of FP17s for Band 1 Urgent Courses	212	1,885	11.2%	10.1%	10.6%	9.0%
% of FP17s Relating to Free Repair or Replacements	12	1,885	0.6%	0.6%	0.5%	0.8%
% of FP17s Relating to Continuations	52	1,885	2.8%	0.8%	0.7%	0.9%
% of Patients satisfied with the dentistry they have received	1	1	N/A	91.6%	90.5%	93.3%
% of Patients satisfied with the time they had to wait for an appointment	1	1	N/A	87.5%	85.1%	88.9%

* This is based on patients treated on this contract for their most recent course of treatment. Figures in italics indicate the base number of FP17s or Patient Questionnaire responses are less than 100. N/A is shown where the base number of responses is less than 10 during the period. % is calculated as Quantity/Base number*100

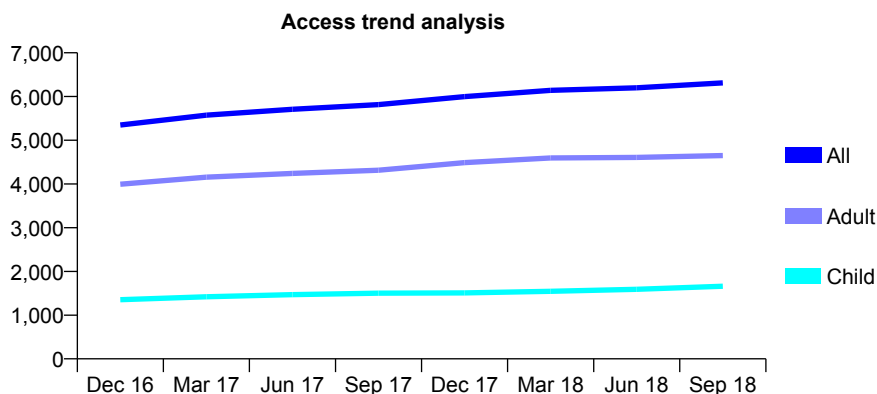
Q63 - Vital Signs At a Glance Contract Report for 262803/0003 - September 2018

Name or company name	MR SA BUTT
Contract type name	GDS Contract
Purpose of contract	General
Contract start date	01/04/2006
Contract end date	

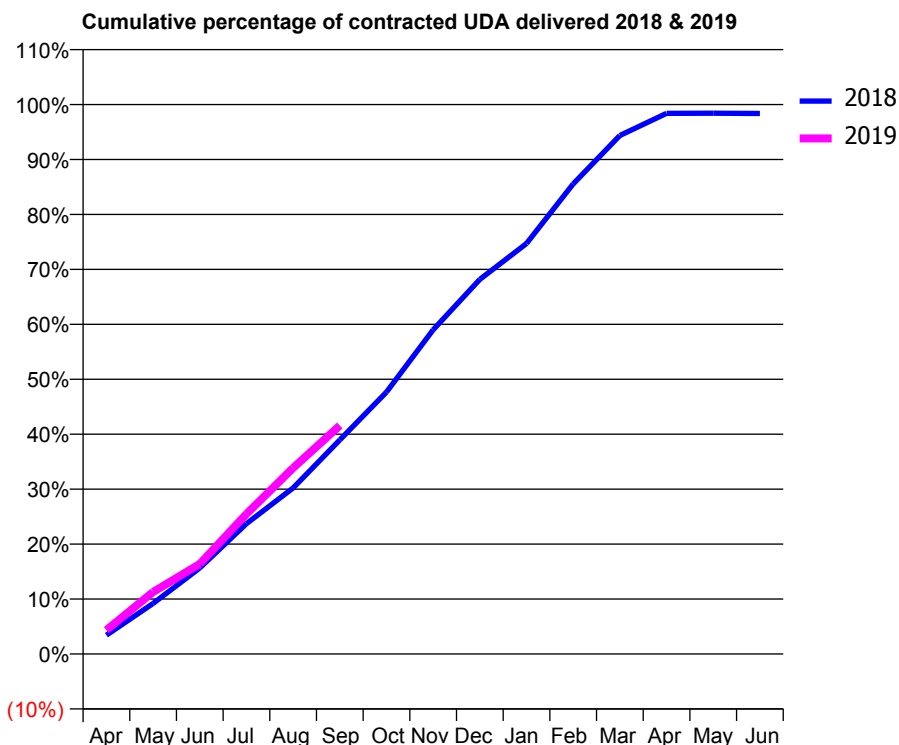
18/19 Contracted general activity (UDA)	24,700
Carry forward general activity (UDA)	0
18/19 Contracted orthodontic activity (UOA)	0
Carry forward orthodontic activity (UOA)	0
Baseline contract value	£703,257.68

ACCESS*

Patients seen in 24 months	Total	Change since previous quarter
Quarter ending September 2017	5,814	
Quarter ending December 2017	5,997	↑
Quarter ending March 2018	6,141	↑
Quarter ending June 2018	6,198	→
Quarter ending September 2018	6,311	→
Variance since September 2017	8.5%	↑



ACTIVITY



Month	Adjusted Scheduled Activity (UDA)	
	2018	2019
April	804	1,075
May	2,155	2,788
June	3,663	4,051
July	5,551	6,294
August	7,071	8,362
September	9,118	10,271
October	11,154	
November	13,809	
December	15,952	
January	17,480	
February	20,018	
March	22,082	
April	23,026	
May	23,030	
June	23,018	

QUALITY

	Quantity	Base Number	Contract	AT	Region	England
% of FP17s for the same patient ID Re-attending within 3 months - Children	106	1,169	9.1%	9.9%	11.5%	11.6%
% of FP17s for the same patient ID Re-attending within 3 months - Adults	584	2,887	20.2%	15.2%	16.5%	15.5%
% of FP17s for the same patient ID Re-attending between 3 & 9 months - Children	532	1,169	45.5%	48.8%	48.5%	58.8%
% of FP17s for the same patient ID Re-attending between 3 & 9 months - Adults	1,060	2,887	36.7%	38.8%	39.1%	51.1%
% of FP17s for Band 1 Urgent Courses	724	3,699	19.6%	10.1%	10.6%	9.0%
% of FP17s Relating to Free Repair or Replacements	15	3,699	0.4%	0.6%	0.5%	0.8%
% of FP17s Relating to Continuations	17	3,699	0.5%	0.8%	0.7%	0.9%
% of Patients satisfied with the dentistry they have received	4	4	N/A	91.6%	90.5%	93.3%
% of Patients satisfied with the time they had to wait for an appointment	4	4	N/A	87.5%	85.1%	88.9%

* This is based on patients treated on this contract for their most recent course of treatment. Figures in italics indicate the base number of FP17s or Patient Questionnaire responses are less than 100. N/A is shown where the base number of responses is less than 10 during the period. % is calculated as Quantity/Base number*100

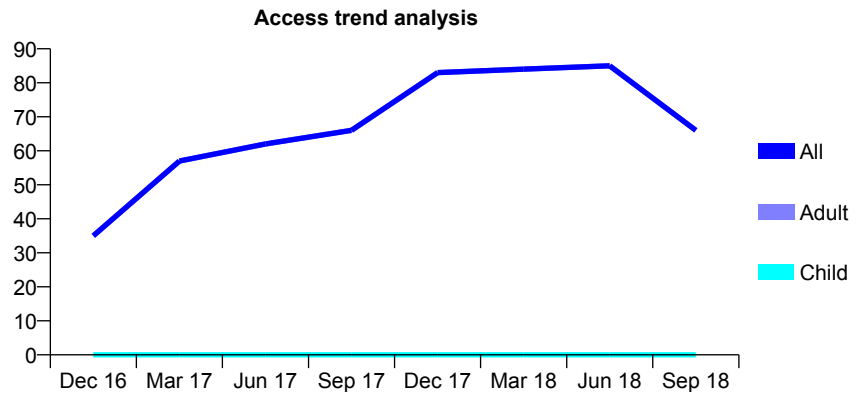
Q63 - Vital Signs At a Glance Contract Report for 262803/0006 - September 2018

Name or company name	MR SA BUTT
Contract type name	PDS Contract
Purpose of contract	General
Contract start date	01/06/2013
Contract end date	30/06/2018

18/19 Contracted general activity (UDA)	75
Carry forward general activity (UDA)	0
18/19 Contracted orthodontic activity (UOA)	0
Carry forward orthodontic activity (UOA)	0
Baseline contract value	£4,128.51

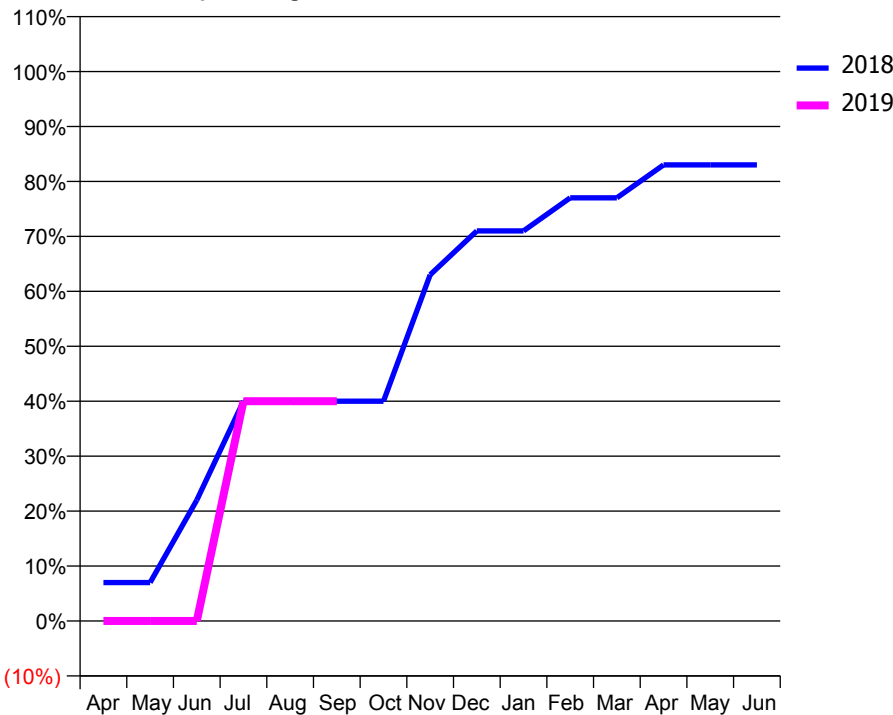
ACCESS*

Patients seen in 24 months	Total	Change since previous quarter
Quarter ending September 2017	66	
Quarter ending December 2017	83	↑
Quarter ending March 2018	84	→
Quarter ending June 2018	85	→
Quarter ending September 2018	66	↓
Variance since September 2017	0.0%	→



ACTIVITY

Cumulative percentage of contracted UDA delivered 2018 & 2019



Month	Adjusted Scheduled Activity (UDA)	
	2018	2019
April	21	0
May	21	0
June	66	0
July	120	30
August	120	30
September	120	30
October	120	
November	189	
December	213	
January	213	
February	231	
March	231	
April	249	
May	249	
June	249	

QUALITY

	Quantity	Base Number	Contract	AT	Region	England
% of FP17s for the same patient ID Re-attending within 3 months - Children	0	0	N/A	9.9%	11.5%	11.6%
% of FP17s for the same patient ID Re-attending within 3 months - Adults	0	23	0.0%	15.2%	16.5%	15.5%
% of FP17s for the same patient ID Re-attending between 3 & 9 months - Children	0	0	N/A	48.8%	48.5%	58.8%
% of FP17s for the same patient ID Re-attending between 3 & 9 months - Adults	0	23	0.0%	38.8%	39.1%	51.1%
% of FP17s for Band 1 Urgent Courses	0	17	0.0%	10.1%	10.6%	9.0%
% of FP17s Relating to Free Repair or Replacements	0	17	0.0%	0.6%	0.5%	0.8%
% of FP17s Relating to Continuations	0	17	0.0%	0.8%	0.7%	0.9%
% of Patients satisfied with the dentistry they have received	0	0	N/A	91.6%	90.5%	93.3%
% of Patients satisfied with the time they had to wait for an appointment	0	0	N/A	87.5%	85.1%	88.9%

* This is based on patients treated on this contract for their most recent course of treatment. Figures in italics indicate the base number of FP17s or Patient Questionnaire responses are less than 100. N/A is shown where the base number of responses is less than 10 during the period. % is calculated as Quantity/Base number*100

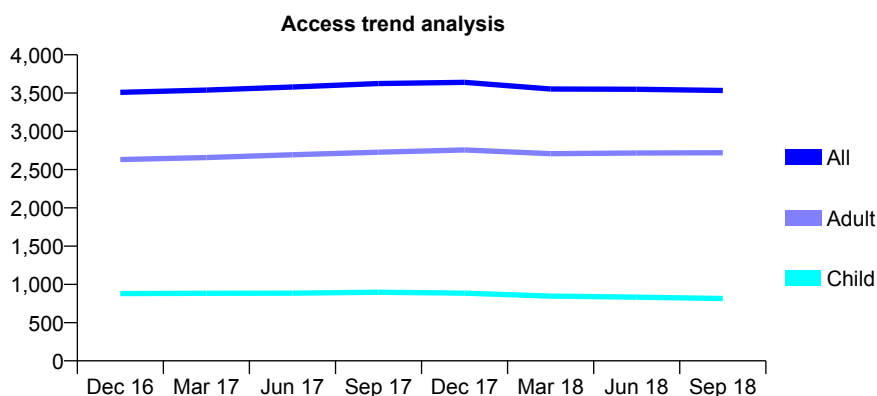
Q63 - Vital Signs At a Glance Contract Report for 263850/0001 - September 2018

Name or company name	MR SG JOHN
Contract type name	GDS Contract
Purpose of contract	General
Contract start date	01/04/2006
Contract end date	

18/19 Contracted general activity (UDA)	9,242
Carry forward general activity (UDA)	66
18/19 Contracted orthodontic activity (UOA)	0
Carry forward orthodontic activity (UOA)	0
Baseline contract value	£291,225.65

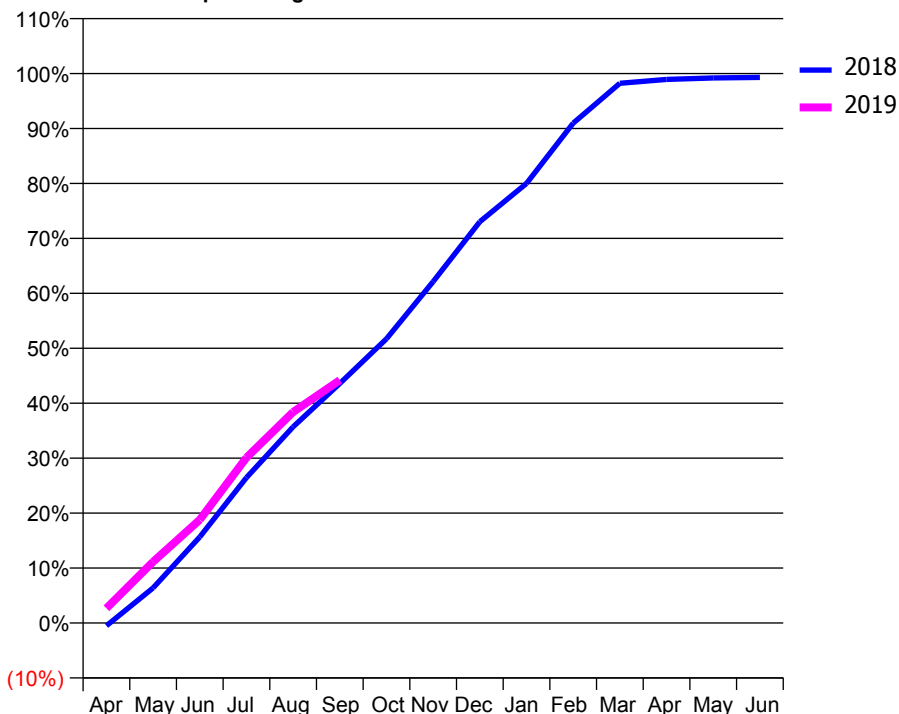
ACCESS*

Patients seen in 24 months	Total	Change since previous quarter
Quarter ending September 2017	3,624	
Quarter ending December 2017	3,640	→
Quarter ending March 2018	3,553	↓
Quarter ending June 2018	3,549	→
Quarter ending September 2018	3,534	→
Variance since September 2017	(2.5%)	↓



ACTIVITY

Cumulative percentage of contracted UDA delivered 2018 & 2019



Month	Adjusted Scheduled Activity (UDA)	
	2018	2019
April	-49	249
May	590	1,031
June	1,447	1,736
July	2,446	2,781
August	3,300	3,550
September	4,029	4,084
October	4,780	
November	5,744	
December	6,749	
January	7,392	
February	8,407	
March	9,077	
April	9,142	
May	9,168	
June	9,176	

QUALITY

	Quantity	Base Number	Contract	AT	Region	England
% of FP17s for the same patient ID Re-attending within 3 months - Children	15	352	4.3%	9.9%	11.5%	11.6%
% of FP17s for the same patient ID Re-attending within 3 months - Adults	86	1,292	6.7%	15.2%	16.5%	15.5%
% of FP17s for the same patient ID Re-attending between 3 & 9 months - Children	116	352	33.0%	48.8%	48.5%	58.8%
% of FP17s for the same patient ID Re-attending between 3 & 9 months - Adults	565	1,292	43.7%	38.8%	39.1%	51.1%
% of FP17s for Band 1 Urgent Courses	76	1,395	5.4%	10.1%	10.6%	9.0%
% of FP17s Relating to Free Repair or Replacements	0	1,395	0.0%	0.6%	0.5%	0.8%
% of FP17s Relating to Continuations	5	1,395	0.4%	0.8%	0.7%	0.9%
% of Patients satisfied with the dentistry they have received	2	2	N/A	91.6%	90.5%	93.3%
% of Patients satisfied with the time they had to wait for an appointment	2	2	N/A	87.5%	85.1%	88.9%

* This is based on patients treated on this contract for their most recent course of treatment. Figures in italics indicate the base number of FP17s or Patient Questionnaire responses are less than 100. N/A is shown where the base number of responses is less than 10 during the period. % is calculated as Quantity/Base number*100

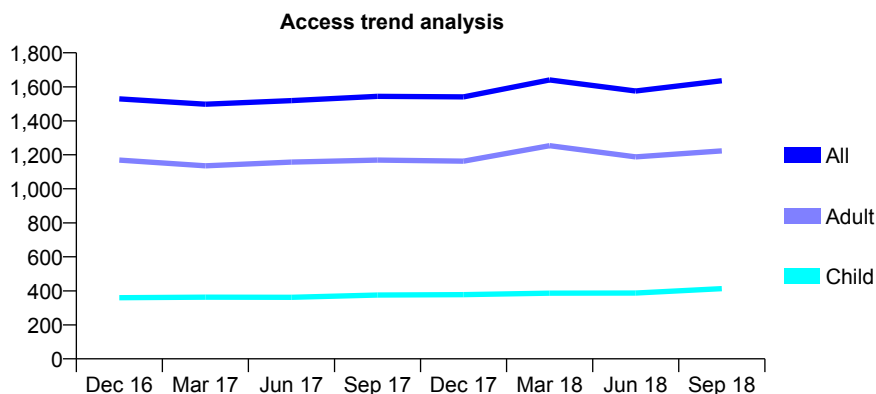
Q63 - Vital Signs At a Glance Contract Report for 264296/0001 - September 2018

Name or company name	MR RD VAZIRI
Contract type name	GDS Contract
Purpose of contract	General
Contract start date	01/04/2006
Contract end date	

18/19 Contracted general activity (UDA)	4,996
Carry forward general activity (UDA)	11
18/19 Contracted orthodontic activity (UOA)	0
Carry forward orthodontic activity (UOA)	0
Baseline contract value	£147,914.78

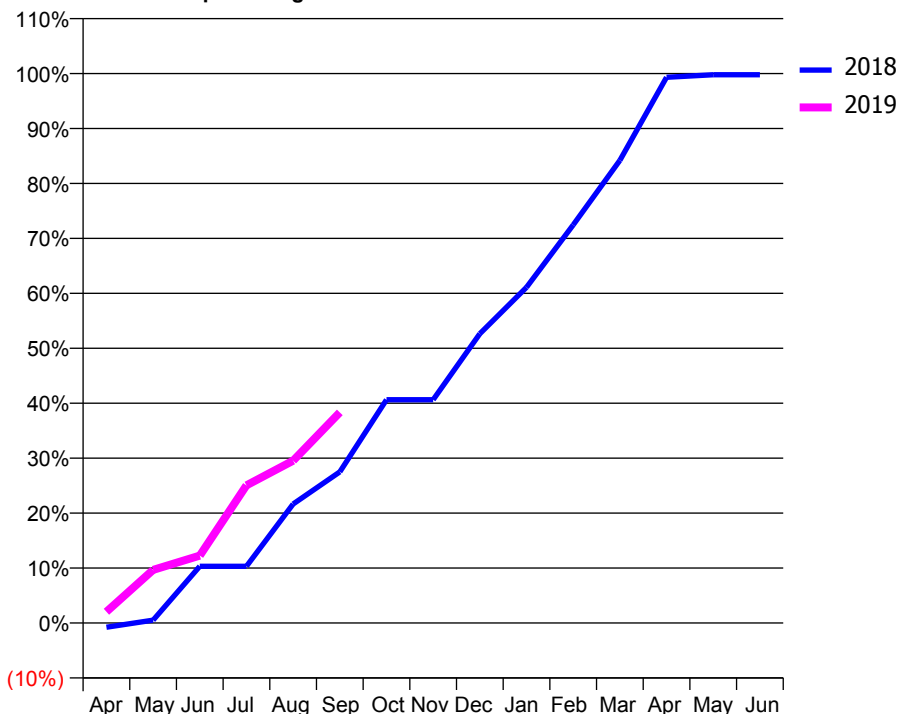
ACCESS*

Patients seen in 24 months	Total	Change since previous quarter
Quarter ending September 2017	1,544	
Quarter ending December 2017	1,541	→
Quarter ending March 2018	1,640	↑
Quarter ending June 2018	1,575	↓
Quarter ending September 2018	1,636	↑
Variance since September 2017	6.0%	↑



ACTIVITY

Cumulative percentage of contracted UDA delivered 2018 & 2019



Month	Adjusted Scheduled Activity (UDA)	
	2018	2019
April	-40	102
May	26	483
June	516	613
July	516	1,251
August	1,082	1,476
September	1,374	1,915
October	2,030	
November	2,030	
December	2,630	
January	3,052	
February	3,620	
March	4,206	
April	4,961	
May	4,985	
June	4,985	

QUALITY

	Quantity	Base Number	Contract	AT	Region	England
% of FP17s for the same patient ID Re-attending within 3 months - Children	10	246	4.1%	9.9%	11.5%	11.6%
% of FP17s for the same patient ID Re-attending within 3 months - Adults	46	509	9.0%	15.2%	16.5%	15.5%
% of FP17s for the same patient ID Re-attending between 3 & 9 months - Children	67	246	27.2%	48.8%	48.5%	58.8%
% of FP17s for the same patient ID Re-attending between 3 & 9 months - Adults	87	509	17.1%	38.8%	39.1%	51.1%
% of FP17s for Band 1 Urgent Courses	96	623	15.4%	10.1%	10.6%	9.0%
% of FP17s Relating to Free Repair or Replacements	0	623	0.0%	0.6%	0.5%	0.8%
% of FP17s Relating to Continuations	6	623	1.0%	0.8%	0.7%	0.9%
% of Patients satisfied with the dentistry they have received	0	0	N/A	91.6%	90.5%	93.3%
% of Patients satisfied with the time they had to wait for an appointment	0	0	N/A	87.5%	85.1%	88.9%

* This is based on patients treated on this contract for their most recent course of treatment. Figures in italics indicate the base number of FP17s or Patient Questionnaire responses are less than 100. N/A is shown where the base number of responses is less than 10 during the period. % is calculated as Quantity/Base number*100

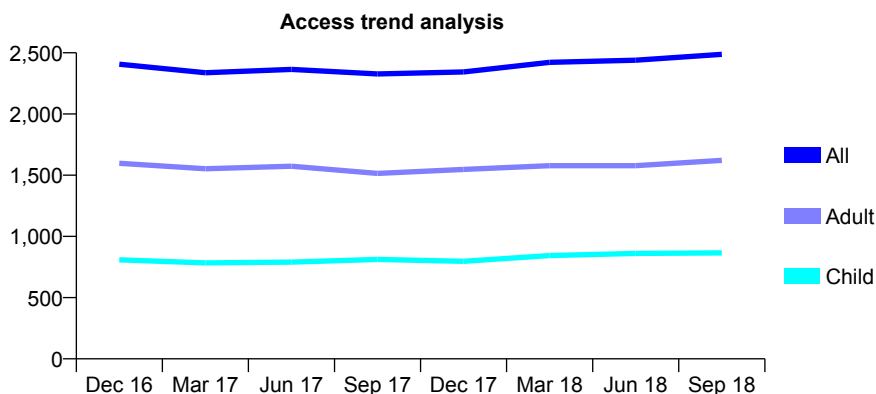
Q63 - Vital Signs At a Glance Contract Report for 264636/0002 - September 2018

Name or company name	MR O DADASHIAN
Contract type name	GDS Contract
Purpose of contract	General
Contract start date	01/04/2011
Contract end date	

18/19 Contracted general activity (UDA)	6,020
Carry forward general activity (UDA)	0
18/19 Contracted orthodontic activity (UOA)	0
Carry forward orthodontic activity (UOA)	0
Baseline contract value	£175,311.10

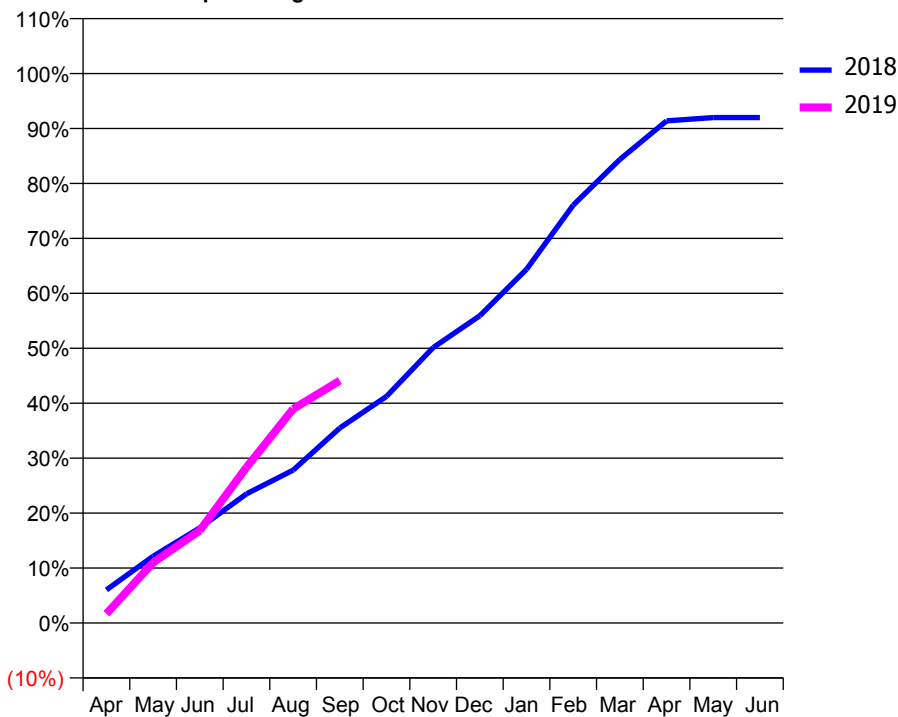
ACCESS*

Patients seen in 24 months	Total	Change since previous quarter
Quarter ending September 2017	2,327	
Quarter ending December 2017	2,344	→
Quarter ending March 2018	2,422	↑
Quarter ending June 2018	2,439	→
Quarter ending September 2018	2,488	↑
Variance since September 2017	6.9%	↑



ACTIVITY

Cumulative percentage of contracted UDA delivered 2018 & 2019



Month	Adjusted Scheduled Activity (UDA)	
	2018	2019
April	363	102
May	731	663
June	1,043	1,013
July	1,414	1,706
August	1,675	2,345
September	2,137	2,656
October	2,483	
November	3,018	
December	3,366	
January	3,874	
February	4,577	
March	5,079	
April	5,501	
May	5,537	
June	5,537	

QUALITY

	Quantity	Base Number	Contract	AT	Region	England
% of FP17s for the same patient ID Re-attending within 3 months - Children	55	605	9.1%	9.9%	11.5%	11.6%
% of FP17s for the same patient ID Re-attending within 3 months - Adults	125	923	13.5%	15.2%	16.5%	15.5%
% of FP17s for the same patient ID Re-attending between 3 & 9 months - Children	285	605	47.1%	48.8%	48.5%	58.8%
% of FP17s for the same patient ID Re-attending between 3 & 9 months - Adults	284	923	30.8%	38.8%	39.1%	51.1%
% of FP17s for Band 1 Urgent Courses	123	1,286	9.6%	10.1%	10.6%	9.0%
% of FP17s Relating to Free Repair or Replacements	6	1,286	0.5%	0.6%	0.5%	0.8%
% of FP17s Relating to Continuations	5	1,286	0.4%	0.8%	0.7%	0.9%
% of Patients satisfied with the dentistry they have received	1	1	N/A	91.6%	90.5%	93.3%
% of Patients satisfied with the time they had to wait for an appointment	1	1	N/A	87.5%	85.1%	88.9%

* This is based on patients treated on this contract for their most recent course of treatment. Figures in italics indicate the base number of FP17s or Patient Questionnaire responses are less than 100. N/A is shown where the base number of responses is less than 10 during the period. % is calculated as Quantity/Base number*100

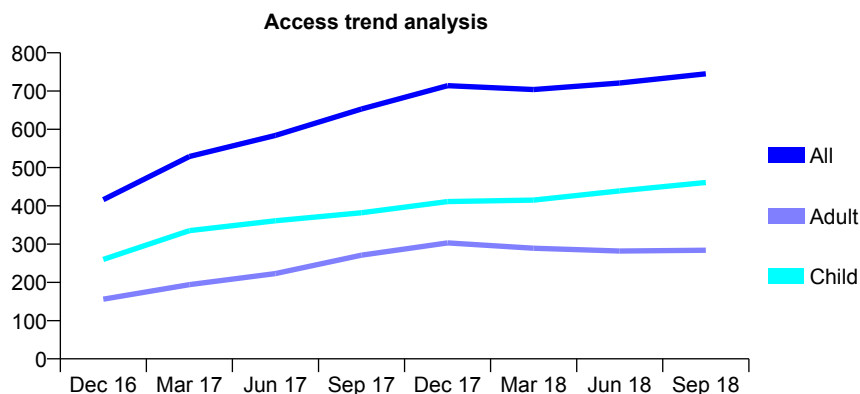
Q63 - Vital Signs At a Glance Contract Report for 264636/0003 - September 2018

Name or company name	MR O DADASHIAN
Contract type name	GDS Contract
Purpose of contract	General
Contract start date	01/11/2015
Contract end date	

18/19 Contracted general activity (UDA)	1,585
Carry forward general activity (UDA)	15
18/19 Contracted orthodontic activity (UOA)	0
Carry forward orthodontic activity (UOA)	0
Baseline contract value	£32,825.86

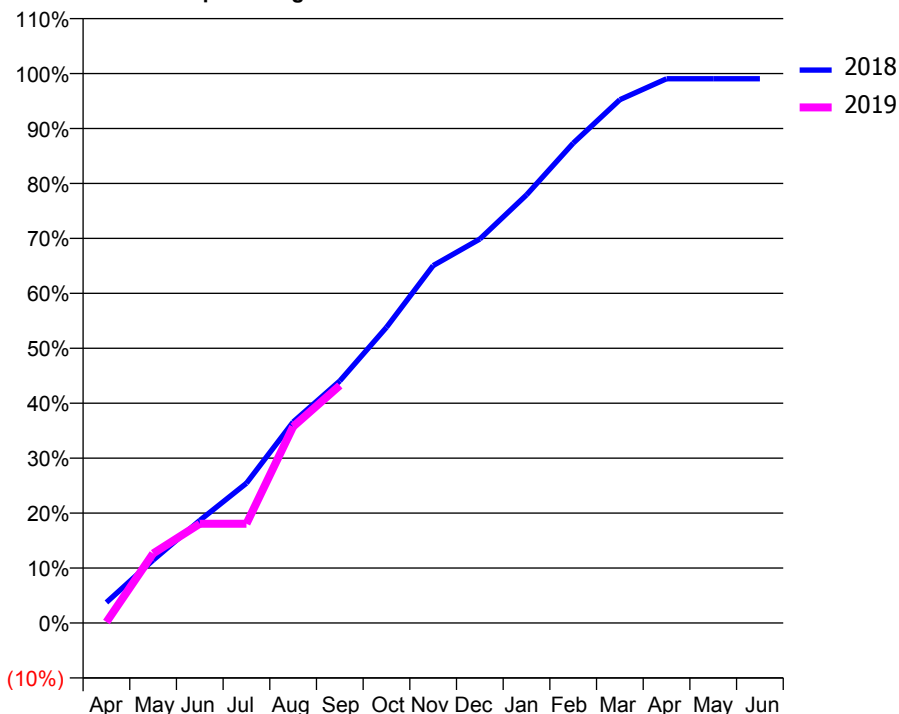
ACCESS*

Patients seen in 24 months	Total	Change since previous quarter
Quarter ending September 2017	653	
Quarter ending December 2017	714	↑
Quarter ending March 2018	704	↓
Quarter ending June 2018	721	↑
Quarter ending September 2018	745	↑
Variance since September 2017	14.1%	↑



ACTIVITY

Cumulative percentage of contracted UDA delivered 2018 & 2019



Month	Adjusted Scheduled Activity (UDA)	
	2018	2019
April	59	3
May	181	200
June	296	286
July	403	286
August	580	566
September	698	685
October	853	
November	1,031	
December	1,107	
January	1,235	
February	1,384	
March	1,510	
April	1,570	
May	1,570	
June	1,570	

QUALITY

	Quantity	Base Number	Contract	AT	Region	England
% of FP17s for the same patient ID Re-attending within 3 months - Children	13	310	4.2%	9.9%	11.5%	11.6%
% of FP17s for the same patient ID Re-attending within 3 months - Adults	19	146	13.0%	15.2%	16.5%	15.5%
% of FP17s for the same patient ID Re-attending between 3 & 9 months - Children	133	310	42.9%	48.8%	48.5%	58.8%
% of FP17s for the same patient ID Re-attending between 3 & 9 months - Adults	70	146	47.9%	38.8%	39.1%	51.1%
% of FP17s for Band 1 Urgent Courses	33	438	7.5%	10.1%	10.6%	9.0%
% of FP17s Relating to Free Repair or Replacements	0	438	0.0%	0.6%	0.5%	0.8%
% of FP17s Relating to Continuations	0	438	0.0%	0.8%	0.7%	0.9%
% of Patients satisfied with the dentistry they have received	0	0	N/A	91.6%	90.5%	93.3%
% of Patients satisfied with the time they had to wait for an appointment	0	0	N/A	87.5%	85.1%	88.9%

* This is based on patients treated on this contract for their most recent course of treatment. Figures in italics indicate the base number of FP17s or Patient Questionnaire responses are less than 100. N/A is shown where the base number of responses is less than 10 during the period. % is calculated as Quantity/Base number*100

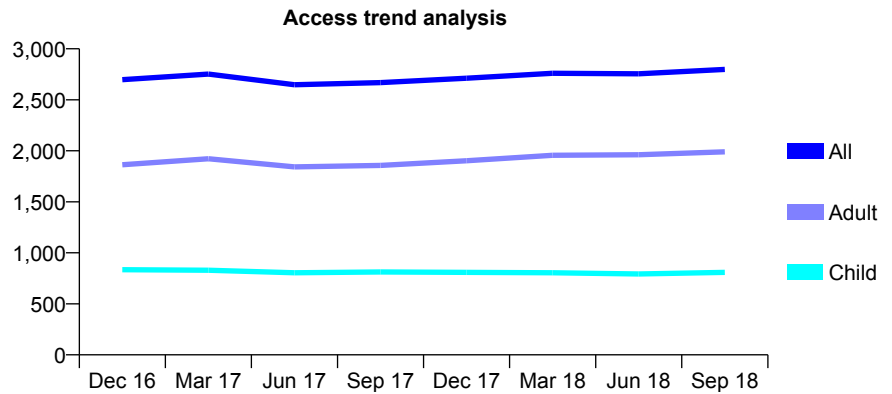
Q63 - Vital Signs At a Glance Contract Report for 271500/0001 - September 2018

Name or company name	MR P MAZAHERI
Contract type name	GDS Contract
Purpose of contract	General
Contract start date	01/04/2006
Contract end date	

18/19 Contracted general activity (UDA)	6,109
Carry forward general activity (UDA)	-38
18/19 Contracted orthodontic activity (UOA)	0
Carry forward orthodontic activity (UOA)	0
Baseline contract value	£183,757.32

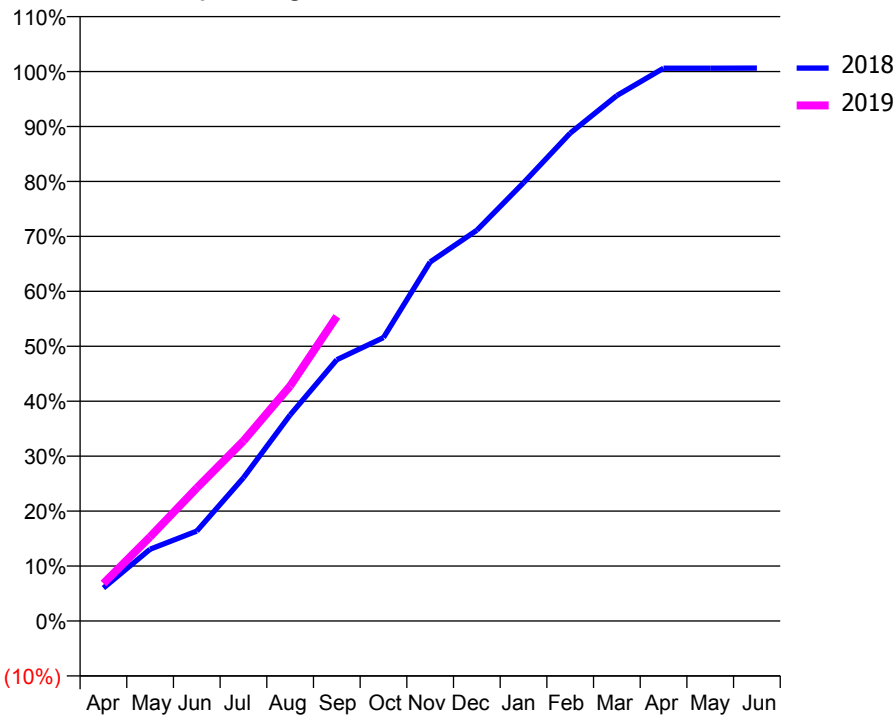
ACCESS*

Patients seen in 24 months	Total	Change since previous quarter
Quarter ending September 2017	2,669	
Quarter ending December 2017	2,712	→
Quarter ending March 2018	2,760	→
Quarter ending June 2018	2,755	→
Quarter ending September 2018	2,798	→
Variance since September 2017	4.8%	↑



ACTIVITY

Cumulative percentage of contracted UDA delivered 2018 & 2019



Month	Adjusted Scheduled Activity (UDA)	
	2018	2019
April	367	417
May	798	936
June	999	1,479
July	1,594	2,001
August	2,291	2,612
September	2,904	3,387
October	3,151	
November	3,991	
December	4,345	
January	4,872	
February	5,423	
March	5,842	
April	6,145	
May	6,145	
June	6,147	

QUALITY

	Quantity	Base Number	Contract	AT	Region	England
% of FP17s for the same patient ID Re-attending within 3 months - Children	34	605	5.6%	9.9%	11.5%	11.6%
% of FP17s for the same patient ID Re-attending within 3 months - Adults	152	1,076	14.1%	15.2%	16.5%	15.5%
% of FP17s for the same patient ID Re-attending between 3 & 9 months - Children	324	605	53.6%	48.8%	48.5%	58.8%
% of FP17s for the same patient ID Re-attending between 3 & 9 months - Adults	338	1,076	31.4%	38.8%	39.1%	51.1%
% of FP17s for Band 1 Urgent Courses	131	1,558	8.4%	10.1%	10.6%	9.0%
% of FP17s Relating to Free Repair or Replacements	5	1,558	0.3%	0.6%	0.5%	0.8%
% of FP17s Relating to Continuations	5	1,558	0.3%	0.8%	0.7%	0.9%
% of Patients satisfied with the dentistry they have received	0	0	N/A	91.6%	90.5%	93.3%
% of Patients satisfied with the time they had to wait for an appointment	0	0	N/A	87.5%	85.1%	88.9%

* This is based on patients treated on this contract for their most recent course of treatment. Figures in italics indicate the base number of FP17s or Patient Questionnaire responses are less than 100. N/A is shown where the base number of responses is less than 10 during the period. % is calculated as Quantity/Base number*100

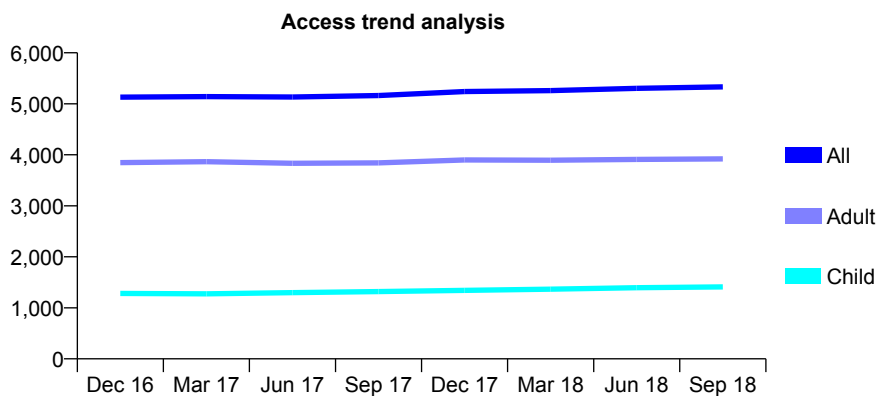
Q63 - Vital Signs At a Glance Contract Report for 272833/0001 - September 2018

Name or company name	MR D GOVINDASAMI
Contract type name	GDS Contract
Purpose of contract	General
Contract start date	01/04/2006
Contract end date	

18/19 Contracted general activity (UDA)	11,557
Carry forward general activity (UDA)	-65
18/19 Contracted orthodontic activity (UOA)	0
Carry forward orthodontic activity (UOA)	0
Baseline contract value	£282,822.98

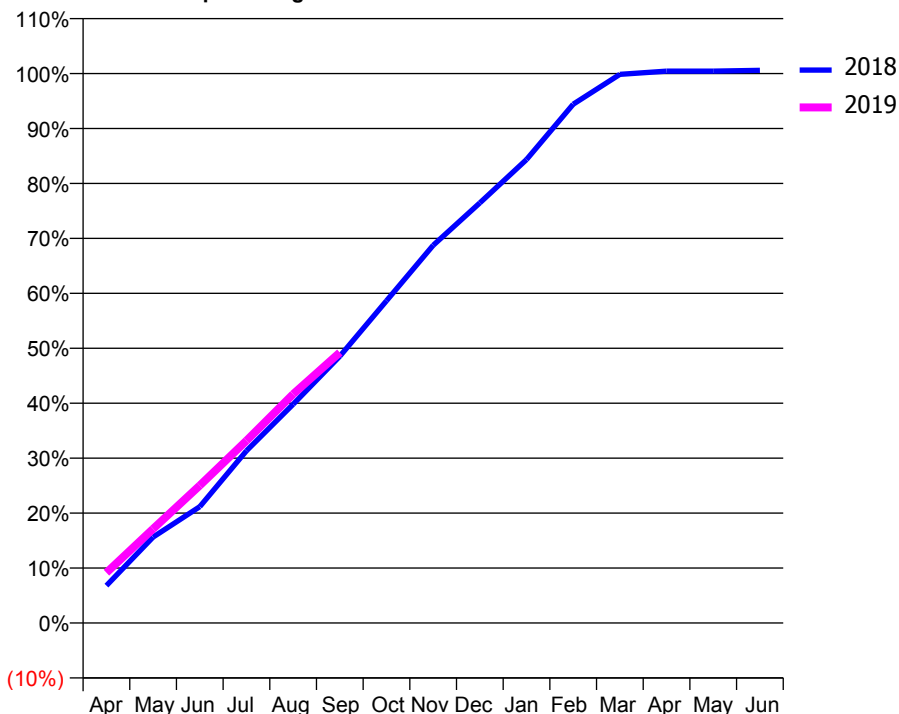
ACCESS*

Patients seen in 24 months	Total	Change since previous quarter
Quarter ending September 2017	5,161	
Quarter ending December 2017	5,241	→
Quarter ending March 2018	5,259	→
Quarter ending June 2018	5,303	→
Quarter ending September 2018	5,331	→
Variance since September 2017	3.3%	↑



ACTIVITY

Cumulative percentage of contracted UDA delivered 2018 & 2019



Adjusted Scheduled Activity (UDA)		
Month	2018	2019
April	788	1,060
May	1,806	1,982
June	2,448	2,893
July	3,621	3,835
August	4,601	4,813
September	5,609	5,689
October	6,777	
November	7,943	
December	8,836	
January	9,747	
February	10,912	
March	11,538	
April	11,607	
May	11,607	
June	11,622	

QUALITY

	Quantity	Base Number	Contract	AT	Region	England
% of FP17s for the same patient ID Re-attending within 3 months - Children	51	1,038	4.9%	9.9%	11.5%	11.6%
% of FP17s for the same patient ID Re-attending within 3 months - Adults	240	2,601	9.2%	15.2%	16.5%	15.5%
% of FP17s for the same patient ID Re-attending between 3 & 9 months - Children	652	1,038	62.8%	48.8%	48.5%	58.8%
% of FP17s for the same patient ID Re-attending between 3 & 9 months - Adults	1,650	2,601	63.4%	38.8%	39.1%	51.1%
% of FP17s for Band 1 Urgent Courses	110	3,221	3.4%	10.1%	10.6%	9.0%
% of FP17s Relating to Free Repair or Replacements	23	3,221	0.7%	0.6%	0.5%	0.8%
% of FP17s Relating to Continuations	33	3,221	1.0%	0.8%	0.7%	0.9%
% of Patients satisfied with the dentistry they have received	1	1	N/A	91.6%	90.5%	93.3%
% of Patients satisfied with the time they had to wait for an appointment	0	1	N/A	87.5%	85.1%	88.9%

* This is based on patients treated on this contract for their most recent course of treatment. Figures in italics indicate the base number of FP17s or Patient Questionnaire responses are less than 100. N/A is shown where the base number of responses is less than 10 during the period. % is calculated as Quantity/Base number*100

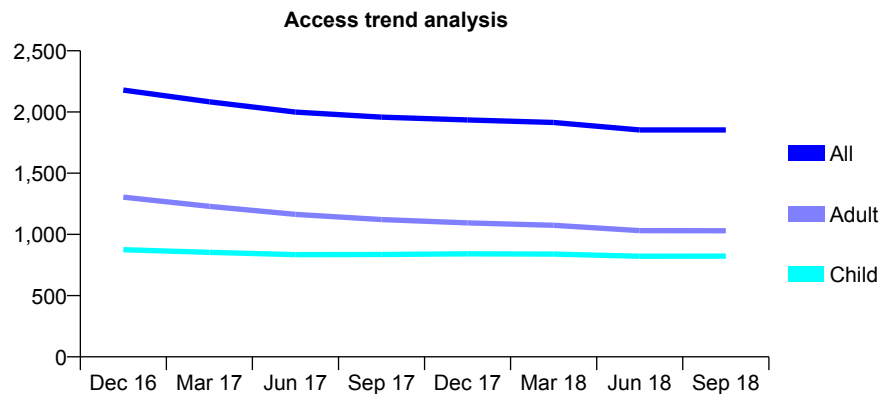
Q63 - Vital Signs At a Glance Contract Report for 273740/0003 - September 2018

Name or company name	MR J PATEL
Contract type name	GDS Contract
Purpose of contract	General and Orthodontic
Contract start date	01/10/2013
Contract end date	

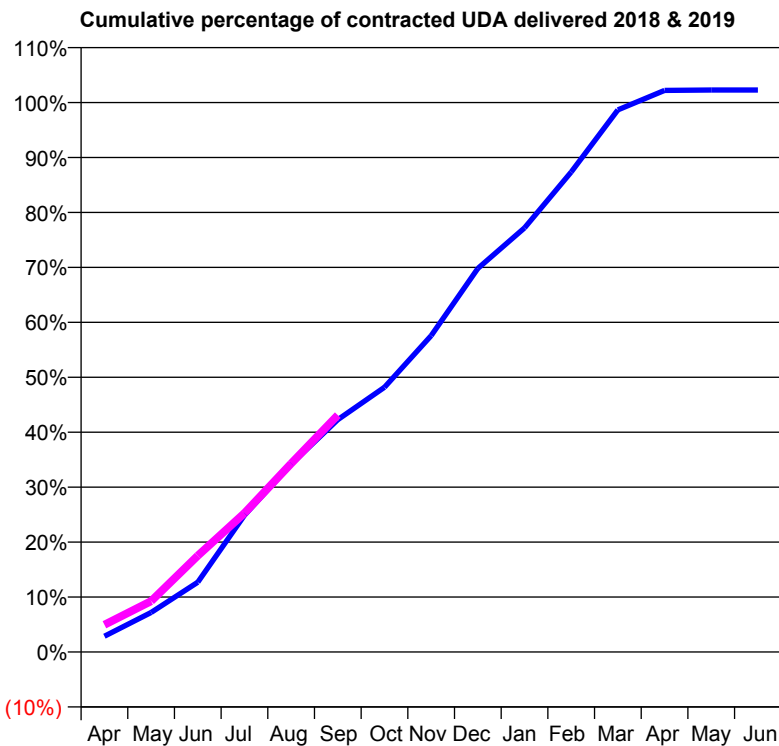
18/19 Contracted general activity (UDA)	4,500
Carry forward general activity (UDA)	-90
18/19 Contracted orthodontic activity (UOA)	750
Carry forward orthodontic activity (UOA)	-9
Baseline contract value	£152,113.45

ACCESS*

Patients seen in 24 months	Total	Change since previous quarter
Quarter ending September 2017	1,958	
Quarter ending December 2017	1,935	↓
Quarter ending March 2018	1,914	↓
Quarter ending June 2018	1,853	↓
Quarter ending September 2018	1,853	→
Variance since September 2017	(5.4%)	↓



ACTIVITY



Month	Adjusted Scheduled Activity (UDA)	
	2018	2019
April	129	224
May	324	416
June	571	789
July	1,120	1,137
August	1,538	1,544
September	1,903	1,940
October	2,169	
November	2,590	
December	3,141	
January	3,473	
February	3,931	
March	4,439	
April	4,599	
May	4,602	
June	4,602	

QUALITY

	Quantity	Base Number	Contract	AT	Region	England
% of FP17s for the same patient ID Re-attending within 3 months - Children	57	589	9.7%	9.9%	11.5%	11.6%
% of FP17s for the same patient ID Re-attending within 3 months - Adults	72	481	15.0%	15.2%	16.5%	15.5%
% of FP17s for the same patient ID Re-attending between 3 & 9 months - Children	285	589	48.4%	48.8%	48.5%	58.8%
% of FP17s for the same patient ID Re-attending between 3 & 9 months - Adults	169	481	35.1%	38.8%	39.1%	51.1%
% of FP17s for Band 1 Urgent Courses	86	953	9.0%	10.1%	10.6%	9.0%
% of FP17s Relating to Free Repair or Replacements	7	953	0.7%	0.6%	0.5%	0.8%
% of FP17s Relating to Continuations	15	953	1.6%	0.8%	0.7%	0.9%
% of Patients satisfied with the dentistry they have received	2	2	N/A	91.6%	90.5%	93.3%
% of Patients satisfied with the time they had to wait for an appointment	2	2	N/A	87.5%	85.1%	88.9%

* This is based on patients treated on this contract for their most recent course of treatment. Figures in italics indicate the base number of FP17s or Patient Questionnaire responses are less than 100. N/A is shown where the base number of responses is less than 10 during the period. % is calculated as Quantity/Base number*100

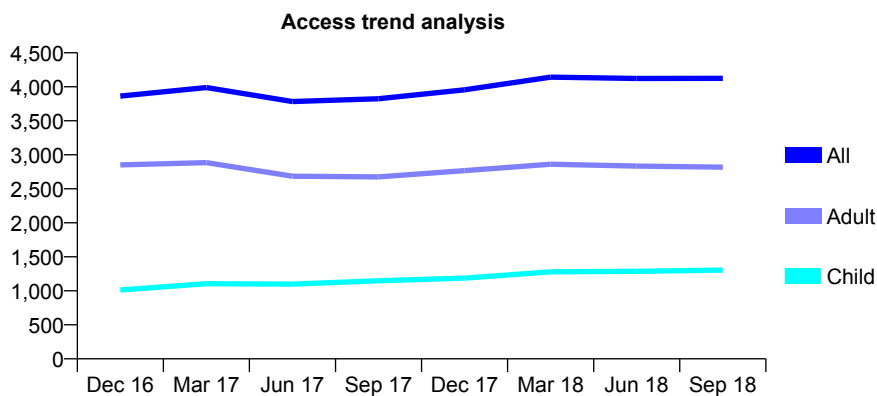
Q63 - Vital Signs At a Glance Contract Report for 274526/0001 - September 2018

Name or company name	O'Connors Partnership
Contract type name	GDS Contract
Purpose of contract	General
Contract start date	01/04/2006
Contract end date	

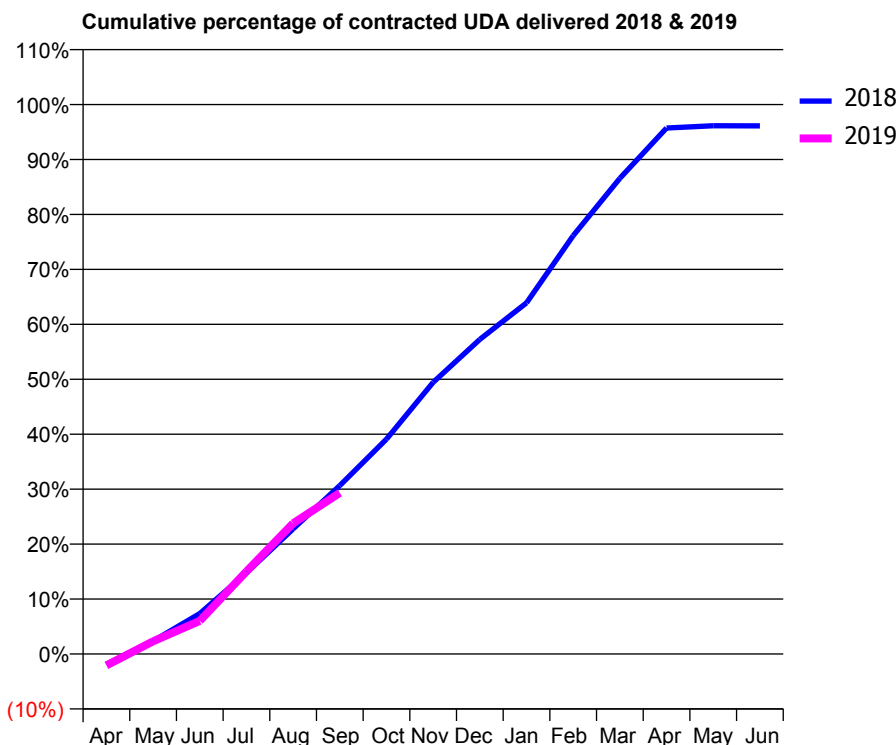
18/19 Contracted general activity (UDA)	13,409
Carry forward general activity (UDA)	522
18/19 Contracted orthodontic activity (UOA)	0
Carry forward orthodontic activity (UOA)	0
Baseline contract value	£426,091.94

ACCESS*

Patients seen in 24 months	Total	Change since previous quarter
Quarter ending September 2017	3,824	
Quarter ending December 2017	3,956	↑
Quarter ending March 2018	4,142	↑
Quarter ending June 2018	4,122	→
Quarter ending September 2018	4,124	→
Variance since September 2017	7.8%	↑



ACTIVITY



Adjusted Scheduled Activity (UDA)		
Month	2018	2019
April	-253	-283
May	317	309
June	988	809
July	1,980	2,014
August	3,055	3,190
September	4,111	3,932
October	5,243	
November	6,631	
December	7,678	
January	8,570	
February	10,210	
March	11,610	
April	12,834	
May	12,890	
June	12,887	

QUALITY

	Quantity	Base Number	Contract	AT	Region	England
% of FP17s for the same patient ID Re-attending within 3 months - Children	57	763	7.5%	9.9%	11.5%	11.6%
% of FP17s for the same patient ID Re-attending within 3 months - Adults	215	1,416	15.2%	15.2%	16.5%	15.5%
% of FP17s for the same patient ID Re-attending between 3 & 9 months - Children	387	763	50.7%	48.8%	48.5%	58.8%
% of FP17s for the same patient ID Re-attending between 3 & 9 months - Adults	571	1,416	40.3%	38.8%	39.1%	51.1%
% of FP17s for Band 1 Urgent Courses	306	1,908	16.0%	10.1%	10.6%	9.0%
% of FP17s Relating to Free Repair or Replacements	9	1,908	0.5%	0.6%	0.5%	0.8%
% of FP17s Relating to Continuations	8	1,908	0.4%	0.8%	0.7%	0.9%
% of Patients satisfied with the dentistry they have received	1	1	N/A	91.6%	90.5%	93.3%
% of Patients satisfied with the time they had to wait for an appointment	1	1	N/A	87.5%	85.1%	88.9%

* This is based on patients treated on this contract for their most recent course of treatment. Figures in italics indicate the base number of FP17s or Patient Questionnaire responses are less than 100. N/A is shown where the base number of responses is less than 10 during the period. % is calculated as Quantity/Base number*100

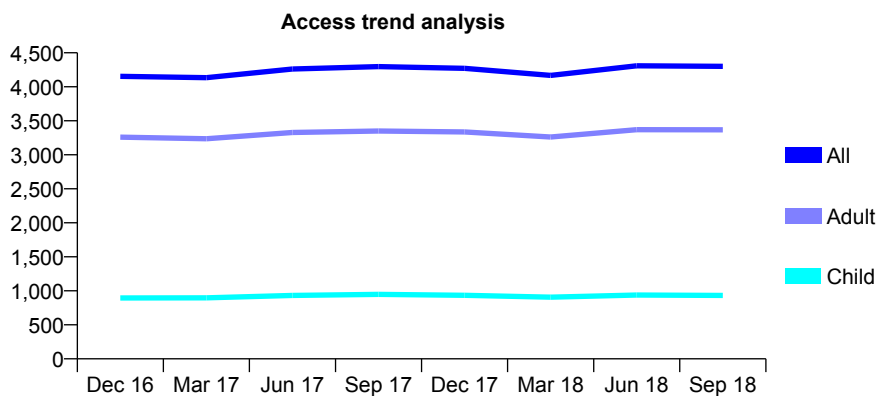
Q63 - Vital Signs At a Glance Contract Report for 276928/0001 - September 2018

Name or company name	MS T SINGH
Contract type name	GDS Contract
Purpose of contract	General
Contract start date	01/09/2013
Contract end date	

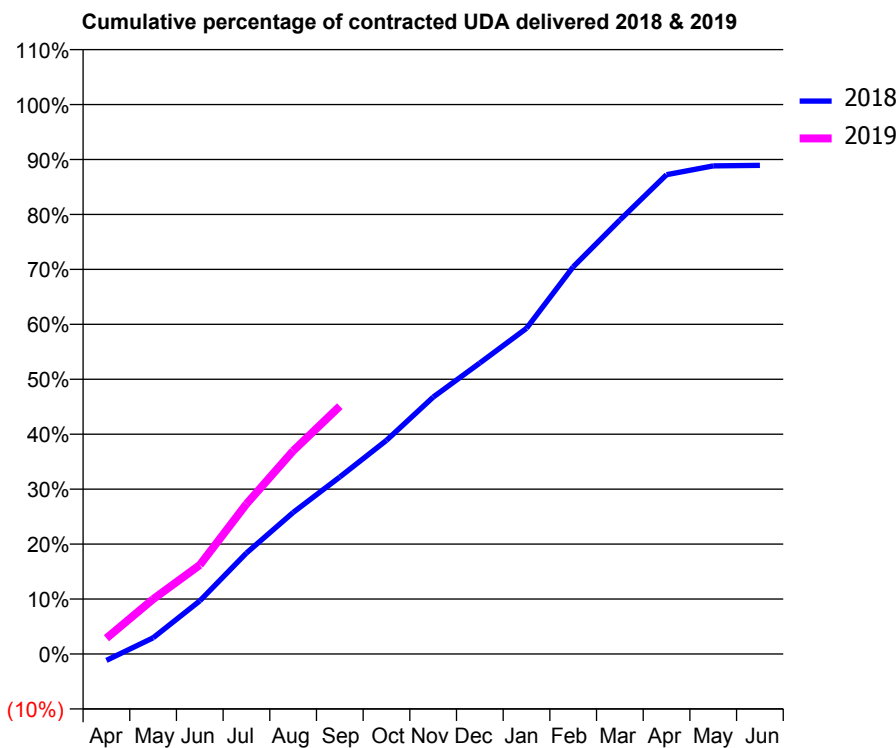
18/19 Contracted general activity (UDA)	17,743
Carry forward general activity (UDA)	0
18/19 Contracted orthodontic activity (UOA)	0
Carry forward orthodontic activity (UOA)	0
Baseline contract value	£497,507.64

ACCESS*

Patients seen in 24 months	Total	Change since previous quarter
Quarter ending September 2017	4,298	
Quarter ending December 2017	4,272	→
Quarter ending March 2018	4,167	↓
Quarter ending June 2018	4,309	↑
Quarter ending September 2018	4,300	→
Variance since September 2017	0.0%	→



ACTIVITY



Adjusted Scheduled Activity (UDA)		
Month	2018	2019
April	-209	512
May	524	1,771
June	1,715	2,874
July	3,260	4,848
August	4,571	6,559
September	5,716	8,003
October	6,902	
November	8,294	
December	9,396	
January	10,518	
February	12,503	
March	14,014	
April	15,476	
May	15,760	
June	15,776	

QUALITY

	Quantity	Base Number	Contract	AT	Region	England
% of FP17s for the same patient ID Re-attending within 3 months - Children	48	604	7.9%	9.9%	11.5%	11.6%
% of FP17s for the same patient ID Re-attending within 3 months - Adults	450	2,139	21.0%	15.2%	16.5%	15.5%
% of FP17s for the same patient ID Re-attending between 3 & 9 months - Children	234	604	38.7%	48.8%	48.5%	58.8%
% of FP17s for the same patient ID Re-attending between 3 & 9 months - Adults	740	2,139	34.6%	38.8%	39.1%	51.1%
% of FP17s for Band 1 Urgent Courses	350	2,403	14.6%	10.1%	10.6%	9.0%
% of FP17s Relating to Free Repair or Replacements	47	2,403	2.0%	0.6%	0.5%	0.8%
% of FP17s Relating to Continuations	50	2,403	2.1%	0.8%	0.7%	0.9%
% of Patients satisfied with the dentistry they have received	1	1	N/A	91.6%	90.5%	93.3%
% of Patients satisfied with the time they had to wait for an appointment	1	1	N/A	87.5%	85.1%	88.9%

* This is based on patients treated on this contract for their most recent course of treatment. Figures in italics indicate the base number of FP17s or Patient Questionnaire responses are less than 100. N/A is shown where the base number of responses is less than 10 during the period. % is calculated as Quantity/Base number*100

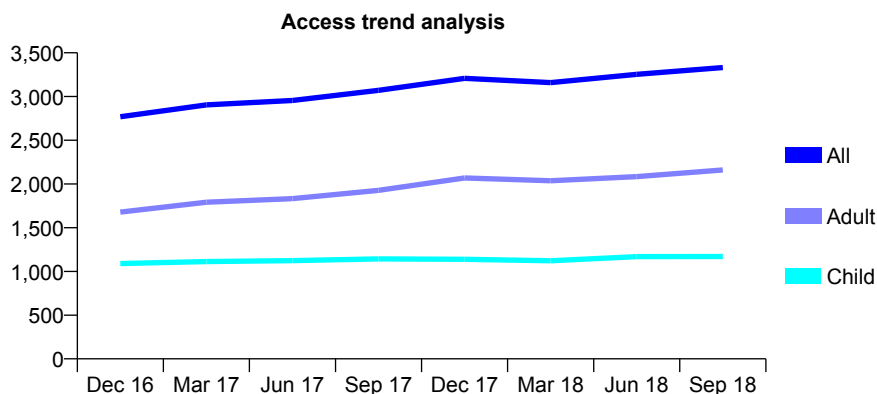
Q63 - Vital Signs At a Glance Contract Report for 280038/0001 - September 2018

Name or company name	MR M MOHSEN
Contract type name	GDS Contract
Purpose of contract	General
Contract start date	12/07/2008
Contract end date	

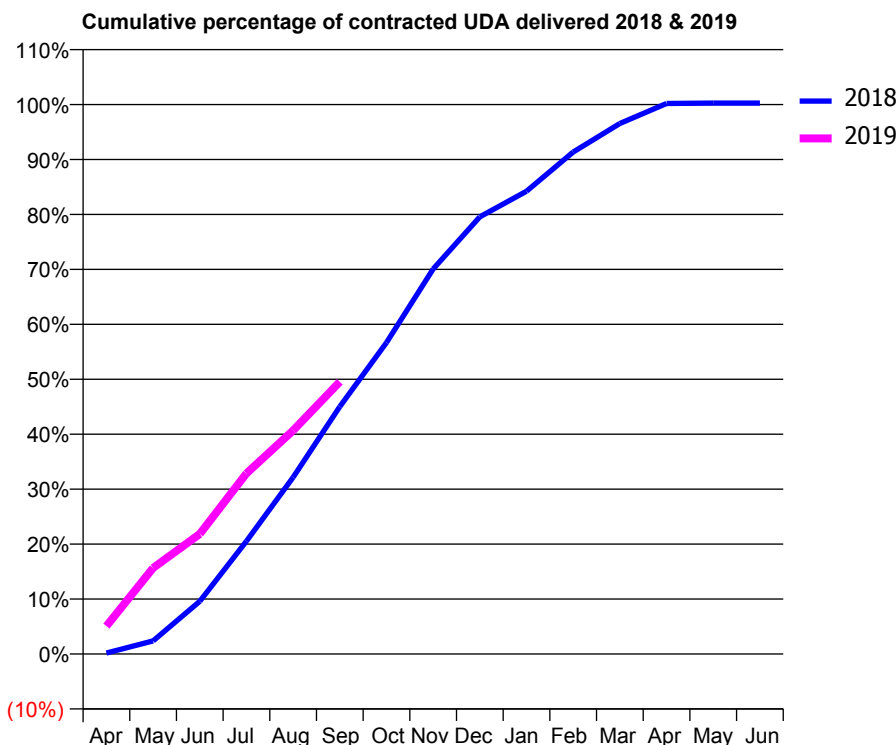
18/19 Contracted general activity (UDA)	7,200
Carry forward general activity (UDA)	-19
18/19 Contracted orthodontic activity (UOA)	0
Carry forward orthodontic activity (UOA)	0
Baseline contract value	£222,462.45

ACCESS*

Patients seen in 24 months	Total	Change since previous quarter
Quarter ending September 2017	3,070	
Quarter ending December 2017	3,208	↑
Quarter ending March 2018	3,159	↓
Quarter ending June 2018	3,253	↑
Quarter ending September 2018	3,331	↑
Variance since September 2017	8.5%	↑



ACTIVITY



Month	Adjusted Scheduled Activity (UDA)	
	2018	2019
April	13	366
May	172	1,128
June	690	1,574
July	1,480	2,367
August	2,317	2,930
September	3,241	3,566
October	4,080	
November	5,045	
December	5,727	
January	6,063	
February	6,577	
March	6,952	
April	7,213	
May	7,219	
June	7,219	

QUALITY

	Quantity	Base Number	Contract	AT	Region	England
% of FP17s for the same patient ID Re-attending within 3 months - Children	38	757	5.0%	9.9%	11.5%	11.6%
% of FP17s for the same patient ID Re-attending within 3 months - Adults	91	1,080	8.4%	15.2%	16.5%	15.5%
% of FP17s for the same patient ID Re-attending between 3 & 9 months - Children	317	757	41.9%	48.8%	48.5%	58.8%
% of FP17s for the same patient ID Re-attending between 3 & 9 months - Adults	318	1,080	29.4%	38.8%	39.1%	51.1%
% of FP17s for Band 1 Urgent Courses	71	1,705	4.2%	10.1%	10.6%	9.0%
% of FP17s Relating to Free Repair or Replacements	2	1,705	0.1%	0.6%	0.5%	0.8%
% of FP17s Relating to Continuations	1	1,705	0.1%	0.8%	0.7%	0.9%
% of Patients satisfied with the dentistry they have received	0	0	N/A	91.6%	90.5%	93.3%
% of Patients satisfied with the time they had to wait for an appointment	0	0	N/A	87.5%	85.1%	88.9%

* This is based on patients treated on this contract for their most recent course of treatment. Figures in italics indicate the base number of FP17s or Patient Questionnaire responses are less than 100. N/A is shown where the base number of responses is less than 10 during the period. % is calculated as Quantity/Base number*100

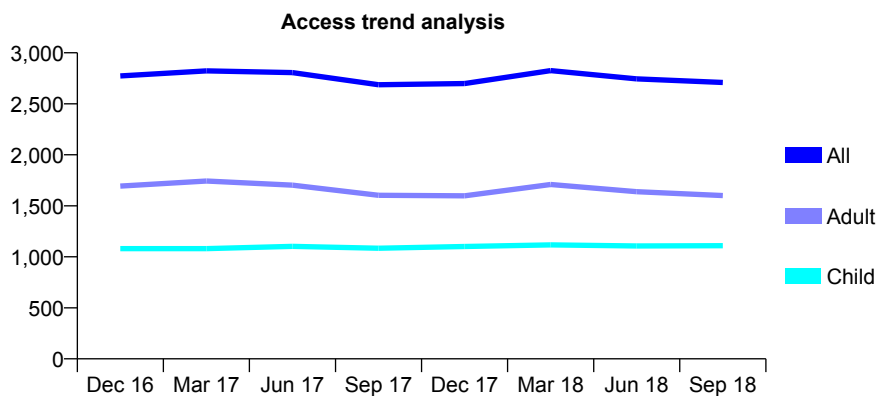
Q63 - Vital Signs At a Glance Contract Report for 283460/0002 - September 2018

Name or company name	MR S KAMYAB
Contract type name	GDS Contract
Purpose of contract	General
Contract start date	01/11/2008
Contract end date	

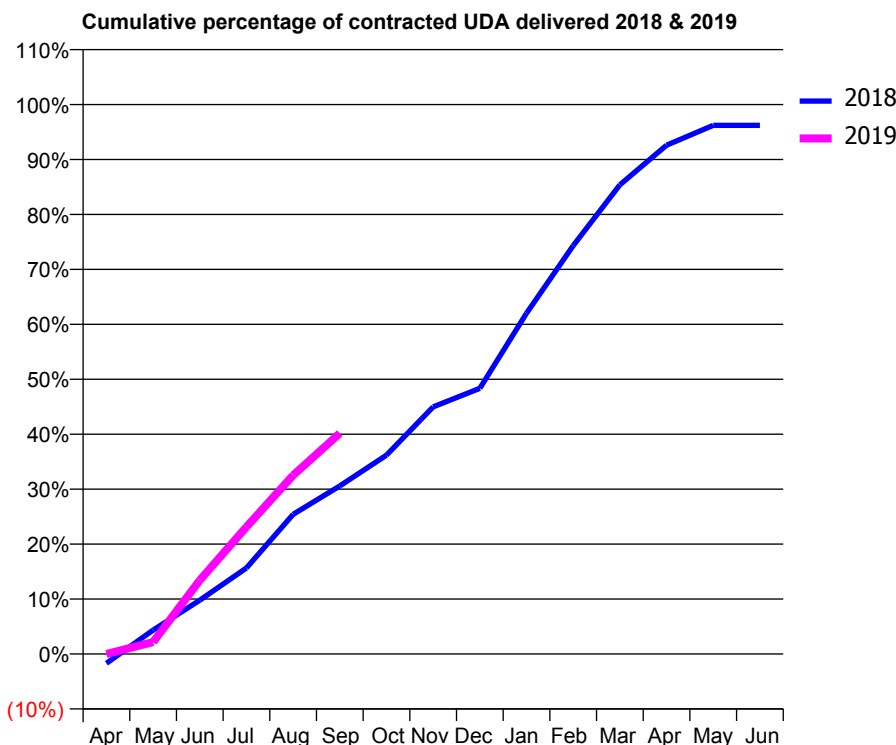
18/19 Contracted general activity (UDA)	11,565
Carry forward general activity (UDA)	439
18/19 Contracted orthodontic activity (UOA)	0
Carry forward orthodontic activity (UOA)	0
Baseline contract value	£342,660.93

ACCESS*

Patients seen in 24 months	Total	Change since previous quarter
Quarter ending September 2017	2,687	
Quarter ending December 2017	2,699	→
Quarter ending March 2018	2,826	↑
Quarter ending June 2018	2,745	↓
Quarter ending September 2018	2,709	↓
Variance since September 2017	0.8%	→



ACTIVITY



Month	Adjusted Scheduled Activity (UDA)	
	2018	2019
April	-197	-3
May	504	252
June	1,132	1,553
July	1,812	2,677
August	2,940	3,762
September	3,536	4,647
October	4,186	
November	5,201	
December	5,592	
January	7,172	
February	8,595	
March	9,875	
April	10,708	
May	11,126	
June	11,126	

QUALITY

	Quantity	Base Number	Contract	AT	Region	England
% of FP17s for the same patient ID Re-attending within 3 months - Children	59	696	8.5%	9.9%	11.5%	11.6%
% of FP17s for the same patient ID Re-attending within 3 months - Adults	128	718	17.8%	15.2%	16.5%	15.5%
% of FP17s for the same patient ID Re-attending between 3 & 9 months - Children	260	696	37.4%	48.8%	48.5%	58.8%
% of FP17s for the same patient ID Re-attending between 3 & 9 months - Adults	198	718	27.6%	38.8%	39.1%	51.1%
% of FP17s for Band 1 Urgent Courses	135	1,195	11.3%	10.1%	10.6%	9.0%
% of FP17s Relating to Free Repair or Replacements	0	1,195	0.0%	0.6%	0.5%	0.8%
% of FP17s Relating to Continuations	4	1,195	0.3%	0.8%	0.7%	0.9%
% of Patients satisfied with the dentistry they have received	1	1	N/A	91.6%	90.5%	93.3%
% of Patients satisfied with the time they had to wait for an appointment	1	1	N/A	87.5%	85.1%	88.9%

* This is based on patients treated on this contract for their most recent course of treatment. Figures in italics indicate the base number of FP17s or Patient Questionnaire responses are less than 100. N/A is shown where the base number of responses is less than 10 during the period. % is calculated as Quantity/Base number*100

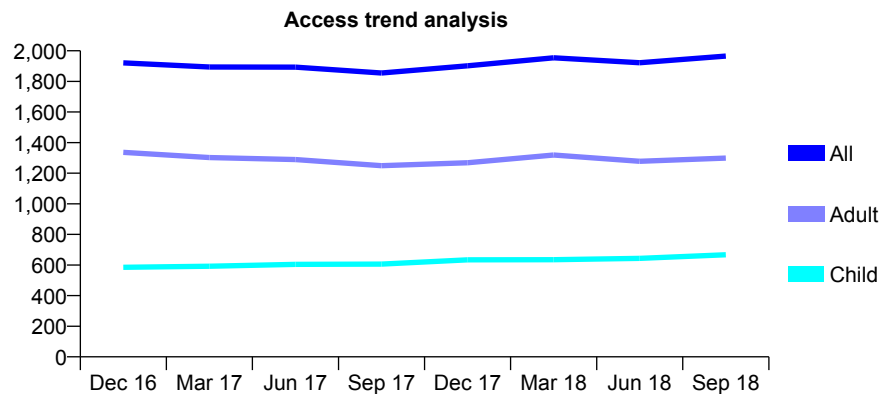
Q63 - Vital Signs At a Glance Contract Report for 283460/0004 - September 2018

Name or company name	MR S KAMYAB
Contract type name	GDS Contract
Purpose of contract	General
Contract start date	01/04/2011
Contract end date	

18/19 Contracted general activity (UDA)	6,095
Carry forward general activity (UDA)	-104
18/19 Contracted orthodontic activity (UOA)	0
Carry forward orthodontic activity (UOA)	0
Baseline contract value	£216,826.21

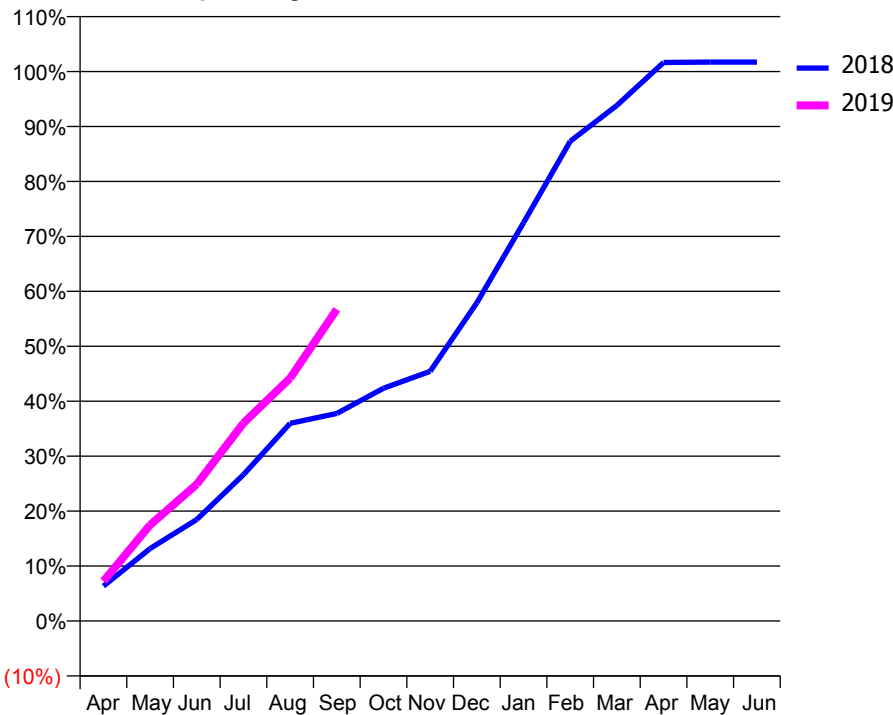
ACCESS*

Patients seen in 24 months	Total	Change since previous quarter
Quarter ending September 2017	1,855	
Quarter ending December 2017	1,902	↑
Quarter ending March 2018	1,954	↑
Quarter ending June 2018	1,922	↓
Quarter ending September 2018	1,966	↑
Variance since September 2017	6.0%	↑



ACTIVITY

Cumulative percentage of contracted UDA delivered 2018 & 2019



Month	Adjusted Scheduled Activity (UDA)	
	2018	2019
April	386	442
May	805	1,065
June	1,126	1,517
July	1,624	2,196
August	2,192	2,694
September	2,302	3,457
October	2,582	
November	2,769	
December	3,530	
January	4,417	
February	5,321	
March	5,719	
April	6,195	
May	6,199	
June	6,199	

QUALITY

	Quantity	Base Number	Contract	AT	Region	England
% of FP17s for the same patient ID Re-attending within 3 months - Children	45	525	8.6%	9.9%	11.5%	11.6%
% of FP17s for the same patient ID Re-attending within 3 months - Adults	113	635	17.8%	15.2%	16.5%	15.5%
% of FP17s for the same patient ID Re-attending between 3 & 9 months - Children	252	525	48.0%	48.8%	48.5%	58.8%
% of FP17s for the same patient ID Re-attending between 3 & 9 months - Adults	175	635	27.6%	38.8%	39.1%	51.1%
% of FP17s for Band 1 Urgent Courses	164	1,017	16.1%	10.1%	10.6%	9.0%
% of FP17s Relating to Free Repair or Replacements	0	1,017	0.0%	0.6%	0.5%	0.8%
% of FP17s Relating to Continuations	1	1,017	0.1%	0.8%	0.7%	0.9%
% of Patients satisfied with the dentistry they have received	0	0	N/A	91.6%	90.5%	93.3%
% of Patients satisfied with the time they had to wait for an appointment	0	0	N/A	87.5%	85.1%	88.9%

* This is based on patients treated on this contract for their most recent course of treatment. Figures in italics indicate the base number of FP17s or Patient Questionnaire responses are less than 100. N/A is shown where the base number of responses is less than 10 during the period. % is calculated as Quantity/Base number*100

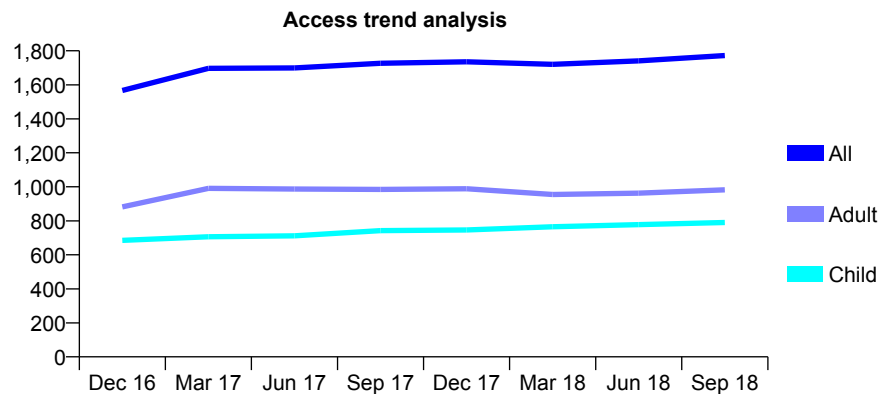
Q63 - Vital Signs At a Glance Contract Report for 283460/0005 - September 2018

Name or company name	MR S KAMYAB
Contract type name	GDS Contract
Purpose of contract	General
Contract start date	01/04/2012
Contract end date	

18/19 Contracted general activity (UDA)	5,416
Carry forward general activity (UDA)	2
18/19 Contracted orthodontic activity (UOA)	0
Carry forward orthodontic activity (UOA)	0
Baseline contract value	£125,263.25

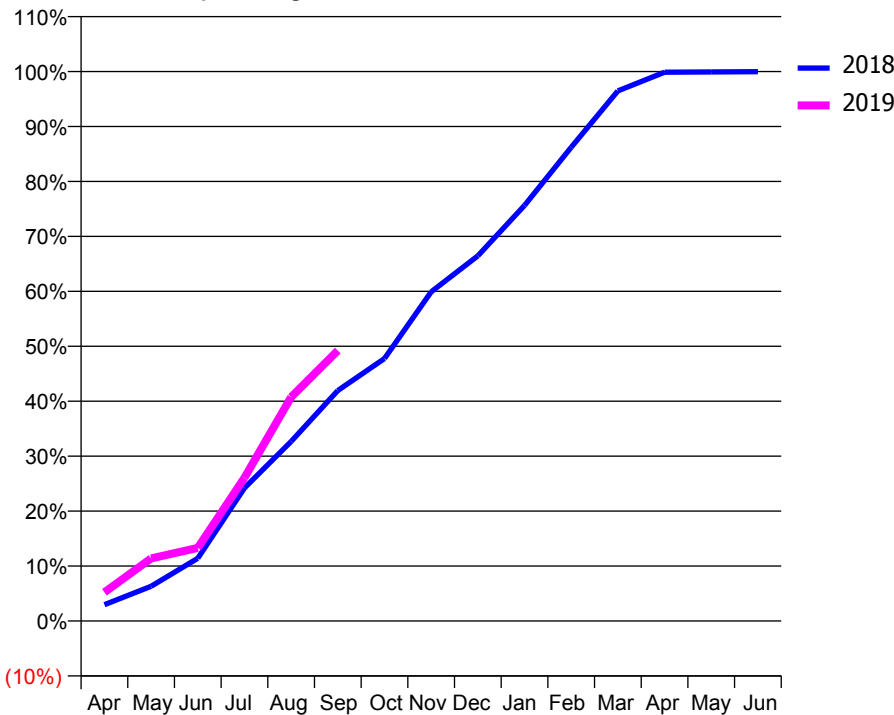
ACCESS*

Patients seen in 24 months	Total	Change since previous quarter
Quarter ending September 2017	1,727	
Quarter ending December 2017	1,735	→
Quarter ending March 2018	1,720	→
Quarter ending June 2018	1,741	→
Quarter ending September 2018	1,772	→
Variance since September 2017	2.6%	↑



ACTIVITY

Cumulative percentage of contracted UDA delivered 2018 & 2019



Month	Adjusted Scheduled Activity (UDA)	
	2018	2019
April	162	283
May	342	617
June	619	721
July	1,311	1,413
August	1,770	2,208
September	2,271	2,666
October	2,588	
November	3,244	
December	3,599	
January	4,096	
February	4,669	
March	5,226	
April	5,409	
May	5,411	
June	5,414	

QUALITY

	Quantity	Base Number	Contract	AT	Region	England
% of FP17s for the same patient ID Re-attending within 3 months - Children	23	490	4.7%	9.9%	11.5%	11.6%
% of FP17s for the same patient ID Re-attending within 3 months - Adults	55	359	15.3%	15.2%	16.5%	15.5%
% of FP17s for the same patient ID Re-attending between 3 & 9 months - Children	238	490	48.6%	48.8%	48.5%	58.8%
% of FP17s for the same patient ID Re-attending between 3 & 9 months - Adults	136	359	37.9%	38.8%	39.1%	51.1%
% of FP17s for Band 1 Urgent Courses	75	789	9.5%	10.1%	10.6%	9.0%
% of FP17s Relating to Free Repair or Replacements	1	789	0.1%	0.6%	0.5%	0.8%
% of FP17s Relating to Continuations	0	789	0.0%	0.8%	0.7%	0.9%
% of Patients satisfied with the dentistry they have received	0	0	N/A	91.6%	90.5%	93.3%
% of Patients satisfied with the time they had to wait for an appointment	0	0	N/A	87.5%	85.1%	88.9%

* This is based on patients treated on this contract for their most recent course of treatment. Figures in italics indicate the base number of FP17s or Patient Questionnaire responses are less than 100. N/A is shown where the base number of responses is less than 10 during the period. % is calculated as Quantity/Base number*100

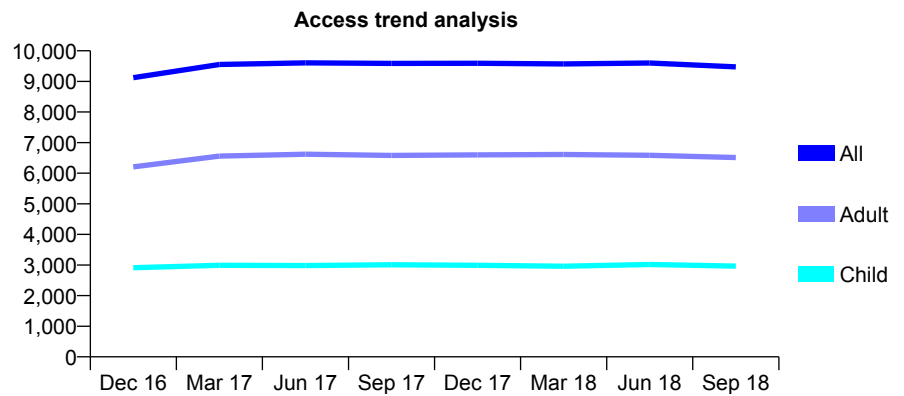
Q63 - Vital Signs At a Glance Contract Report for 287881/0001 - September 2018

Name or company name	MR AR PATEL
Contract type name	GDS Contract
Purpose of contract	General
Contract start date	01/05/2015
Contract end date	

18/19 Contracted general activity (UDA)	26,220
Carry forward general activity (UDA)	-183
18/19 Contracted orthodontic activity (UOA)	0
Carry forward orthodontic activity (UOA)	0
Baseline contract value	£876,148.47

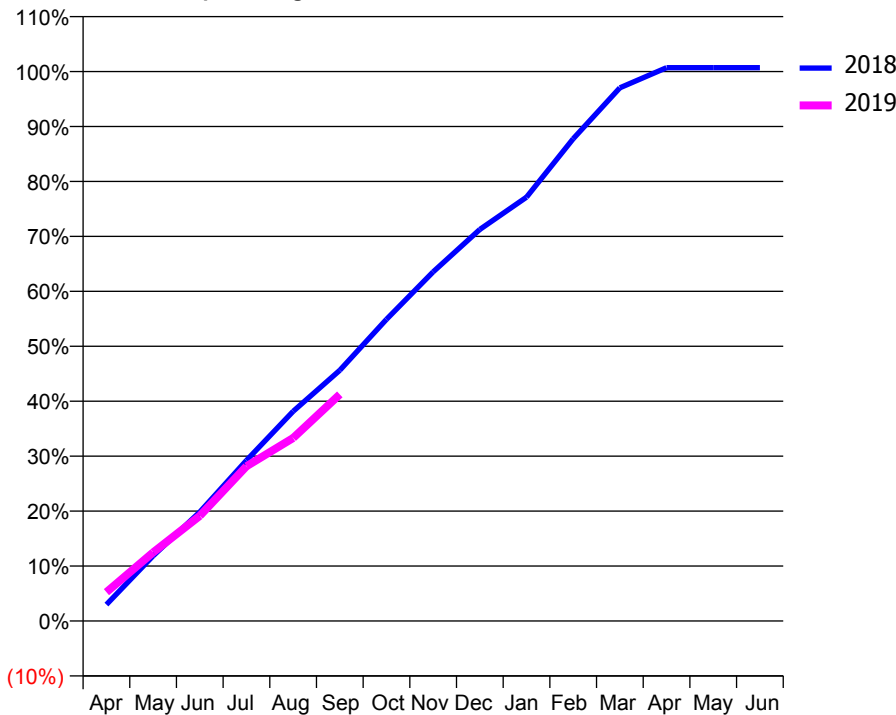
ACCESS*

Patients seen in 24 months	Total	Change since previous quarter
Quarter ending September 2017	9,590	
Quarter ending December 2017	9,591	→
Quarter ending March 2018	9,572	→
Quarter ending June 2018	9,600	→
Quarter ending September 2018	9,474	↓
Variance since September 2017	(1.2%)	↓



ACTIVITY

Cumulative percentage of contracted UDA delivered 2018 & 2019



Month	Adjusted Scheduled Activity (UDA)	
	2018	2019
April	785	1,379
May	3,109	3,274
June	5,201	5,016
July	7,663	7,384
August	10,007	8,732
September	11,967	10,812
October	14,394	
November	16,664	
December	18,687	
January	20,223	
February	23,014	
March	25,443	
April	26,403	
May	26,404	
June	26,403	

QUALITY

	Quantity	Base Number	Contract	AT	Region	England
% of FP17s for the same patient ID Re-attending within 3 months - Children	85	1,721	4.9%	9.9%	11.5%	11.6%
% of FP17s for the same patient ID Re-attending within 3 months - Adults	300	3,211	9.3%	15.2%	16.5%	15.5%
% of FP17s for the same patient ID Re-attending between 3 & 9 months - Children	858	1,721	49.9%	48.8%	48.5%	58.8%
% of FP17s for the same patient ID Re-attending between 3 & 9 months - Adults	1,375	3,211	42.8%	38.8%	39.1%	51.1%
% of FP17s for Band 1 Urgent Courses	278	4,602	6.0%	10.1%	10.6%	9.0%
% of FP17s Relating to Free Repair or Replacements	47	4,602	1.0%	0.6%	0.5%	0.8%
% of FP17s Relating to Continuations	6	4,602	0.1%	0.8%	0.7%	0.9%
% of Patients satisfied with the dentistry they have received	4	4	N/A	91.6%	90.5%	93.3%
% of Patients satisfied with the time they had to wait for an appointment	4	4	N/A	87.5%	85.1%	88.9%

* This is based on patients treated on this contract for their most recent course of treatment. Figures in italics indicate the base number of FP17s or Patient Questionnaire responses are less than 100. N/A is shown where the base number of responses is less than 10 during the period. % is calculated as Quantity/Base number*100

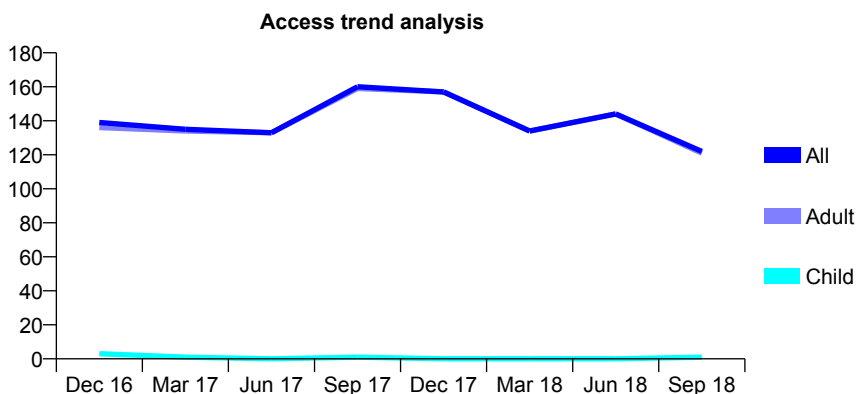
Q63 - Vital Signs At a Glance Contract Report for 294551/0001 - September 2018

Name or company name	MRS T JAYARAM
Contract type name	PDS Contract
Purpose of contract	General
Contract start date	20/04/2009
Contract end date	31/03/2019

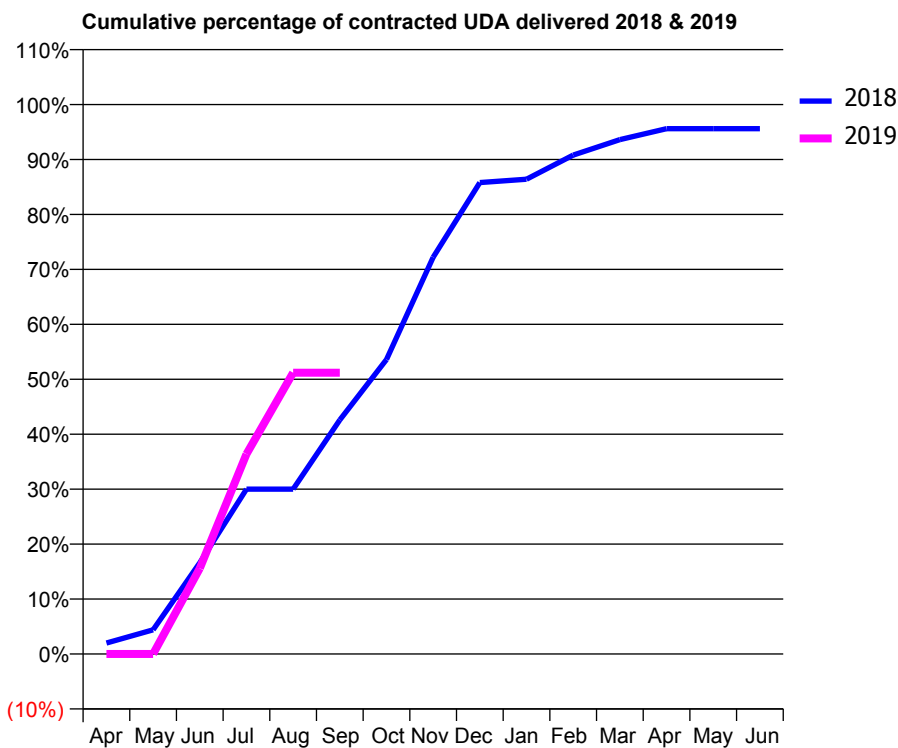
18/19 Contracted general activity (UDA)	500
Carry forward general activity (UDA)	0
18/19 Contracted orthodontic activity (UOA)	0
Carry forward orthodontic activity (UOA)	0
Baseline contract value	£69,908.45

ACCESS*

Patients seen in 24 months	Total	Change since previous quarter
Quarter ending September 2017	160	
Quarter ending December 2017	157	↓
Quarter ending March 2018	134	↓
Quarter ending June 2018	144	↑
Quarter ending September 2018	122	↓
Variance since September 2017	(23.8%)	↓



ACTIVITY



Month	Adjusted Scheduled Activity (UDA)	
	2018	2019
April	10	0
May	22	0
June	83	78
July	150	182
August	150	256
September	213	256
October	268	
November	361	
December	429	
January	432	
February	454	
March	468	
April	478	
May	478	
June	478	

QUALITY

	Quantity	Base Number	Contract	AT	Region	England
% of FP17s for the same patient ID Re-attending within 3 months - Children	0	1	0.0%	9.9%	11.5%	11.6%
% of FP17s for the same patient ID Re-attending within 3 months - Adults	0	104	0.0%	15.2%	16.5%	15.5%
% of FP17s for the same patient ID Re-attending between 3 & 9 months - Children	0	1	0.0%	48.8%	48.5%	58.8%
% of FP17s for the same patient ID Re-attending between 3 & 9 months - Adults	1	104	1.0%	38.8%	39.1%	51.1%
% of FP17s for Band 1 Urgent Courses	0	100	0.0%	10.1%	10.6%	9.0%
% of FP17s Relating to Free Repair or Replacements	0	100	0.0%	0.6%	0.5%	0.8%
% of FP17s Relating to Continuations	0	100	0.0%	0.8%	0.7%	0.9%
% of Patients satisfied with the dentistry they have received	0	0	N/A	91.6%	90.5%	93.3%
% of Patients satisfied with the time they had to wait for an appointment	0	0	N/A	87.5%	85.1%	88.9%

* This is based on patients treated on this contract for their most recent course of treatment. Figures in italics indicate the base number of FP17s or Patient Questionnaire responses are less than 100. N/A is shown where the base number of responses is less than 10 during the period. % is calculated as Quantity/Base number*100

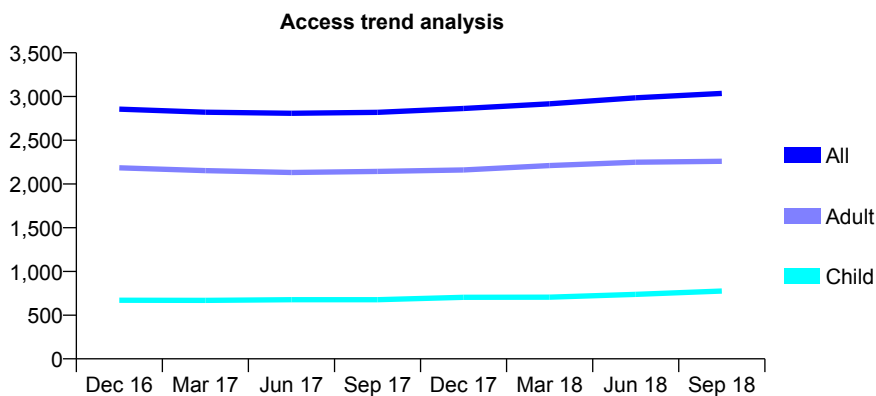
Q63 - Vital Signs At a Glance Contract Report for 299758/0001 - September 2018

Name or company name	MR AJ MEHTA
Contract type name	GDS Contract
Purpose of contract	General
Contract start date	01/10/2010
Contract end date	

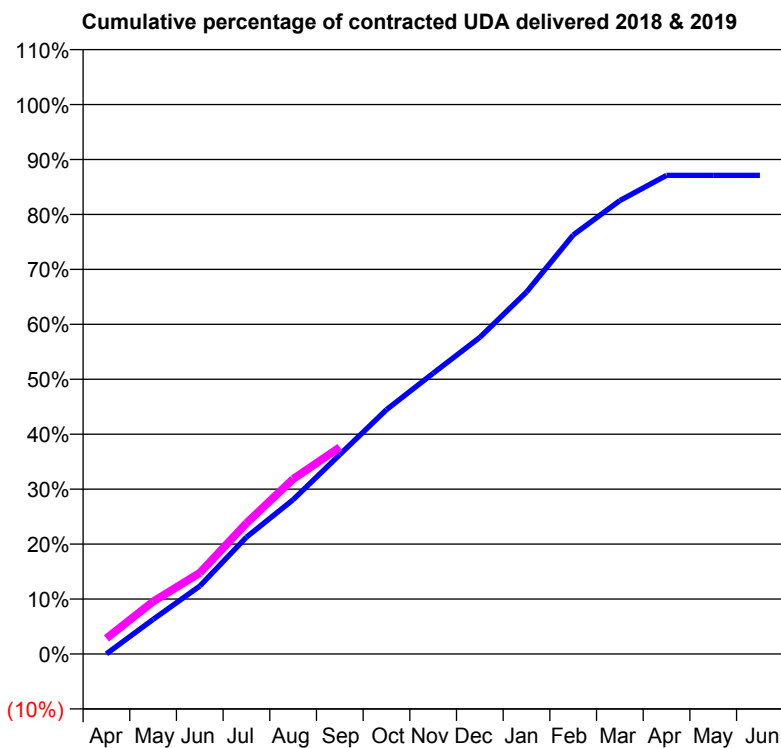
18/19 Contracted general activity (UDA)	9,243
Carry forward general activity (UDA)	0
18/19 Contracted orthodontic activity (UOA)	0
Carry forward orthodontic activity (UOA)	0
Baseline contract value	£297,688.25

ACCESS*

Patients seen in 24 months	Total	Change since previous quarter
Quarter ending September 2017	2,819	
Quarter ending December 2017	2,864	→
Quarter ending March 2018	2,917	→
Quarter ending June 2018	2,986	↑
Quarter ending September 2018	3,035	→
Variance since September 2017	7.7%	↑



ACTIVITY



Month	Adjusted Scheduled Activity (UDA)	
	2018	2019
April	3	263
May	581	884
June	1,142	1,364
July	1,966	2,201
August	2,597	2,945
September	3,355	3,477
October	4,111	
November	4,722	
December	5,327	
January	6,089	
February	7,048	
March	7,628	
April	8,051	
May	8,051	
June	8,051	

QUALITY

	Quantity	Base Number	Contract	AT	Region	England
% of FP17s for the same patient ID Re-attending within 3 months - Children	32	491	6.5%	9.9%	11.5%	11.6%
% of FP17s for the same patient ID Re-attending within 3 months - Adults	276	1,446	19.1%	15.2%	16.5%	15.5%
% of FP17s for the same patient ID Re-attending between 3 & 9 months - Children	234	491	47.7%	48.8%	48.5%	58.8%
% of FP17s for the same patient ID Re-attending between 3 & 9 months - Adults	570	1,446	39.4%	38.8%	39.1%	51.1%
% of FP17s for Band 1 Urgent Courses	231	1,619	14.3%	10.1%	10.6%	9.0%
% of FP17s Relating to Free Repair or Replacements	10	1,619	0.6%	0.6%	0.5%	0.8%
% of FP17s Relating to Continuations	9	1,619	0.6%	0.8%	0.7%	0.9%
% of Patients satisfied with the dentistry they have received	2	2	N/A	91.6%	90.5%	93.3%
% of Patients satisfied with the time they had to wait for an appointment	2	2	N/A	87.5%	85.1%	88.9%

* This is based on patients treated on this contract for their most recent course of treatment. Figures in italics indicate the base number of FP17s or Patient Questionnaire responses are less than 100. N/A is shown where the base number of responses is less than 10 during the period. % is calculated as Quantity/Base number*100

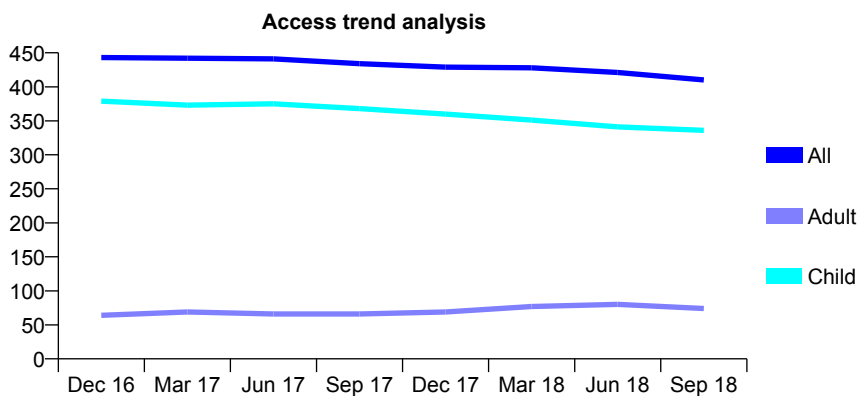
Q63 - Vital Signs At a Glance Contract Report for 303631/0001 - September 2018

Name or company name	MRS BS OWEN
Contract type name	GDS Contract
Purpose of contract	General
Contract start date	01/02/2015
Contract end date	

18/19 Contracted general activity (UDA)	1,200
Carry forward general activity (UDA)	0
18/19 Contracted orthodontic activity (UOA)	0
Carry forward orthodontic activity (UOA)	0
Baseline contract value	£31,346.29

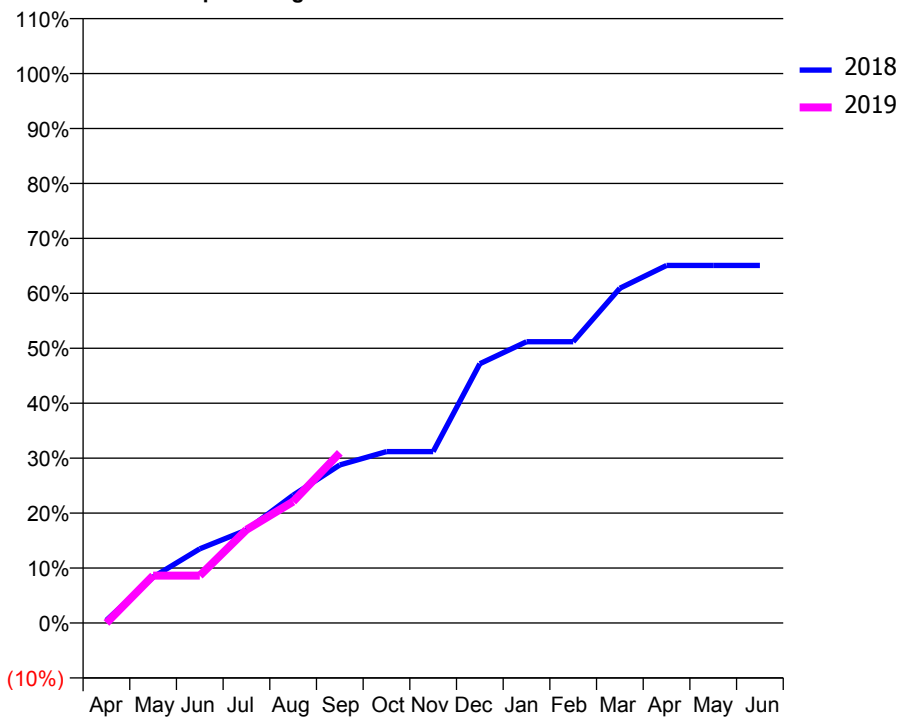
ACCESS*

Patients seen in 24 months	Total	Change since previous quarter
Quarter ending September 2017	434	
Quarter ending December 2017	429	↓
Quarter ending March 2018	428	→
Quarter ending June 2018	421	↓
Quarter ending September 2018	410	↓
Variance since September 2017	(5.5%)	↓



ACTIVITY

Cumulative percentage of contracted UDA delivered 2018 & 2019



Adjusted Scheduled Activity (UDA)

Month	2018	2019
April	6	0
May	100	104
June	162	104
July	203	204
August	279	265
September	345	372
October	374	
November	374	
December	566	
January	614	
February	614	
March	731	
April	781	
May	781	
June	781	

QUALITY

	Quantity	Base Number	Contract	AT	Region	England
% of FP17s for the same patient ID Re-attending within 3 months - Children	11	261	4.2%	9.9%	11.5%	11.6%
% of FP17s for the same patient ID Re-attending within 3 months - Adults	1	23	4.3%	15.2%	16.5%	15.5%
% of FP17s for the same patient ID Re-attending between 3 & 9 months - Children	139	261	53.3%	48.8%	48.5%	58.8%
% of FP17s for the same patient ID Re-attending between 3 & 9 months - Adults	12	23	52.2%	38.8%	39.1%	51.1%
% of FP17s for Band 1 Urgent Courses	9	256	3.5%	10.1%	10.6%	9.0%
% of FP17s Relating to Free Repair or Replacements	0	256	0.0%	0.6%	0.5%	0.8%
% of FP17s Relating to Continuations	2	256	0.8%	0.8%	0.7%	0.9%
% of Patients satisfied with the dentistry they have received	0	0	N/A	91.6%	90.5%	93.3%
% of Patients satisfied with the time they had to wait for an appointment	0	0	N/A	87.5%	85.1%	88.9%

* This is based on patients treated on this contract for their most recent course of treatment. Figures in italics indicate the base number of FP17s or Patient Questionnaire responses are less than 100. N/A is shown where the base number of responses is less than 10 during the period. % is calculated as Quantity/Base number*100

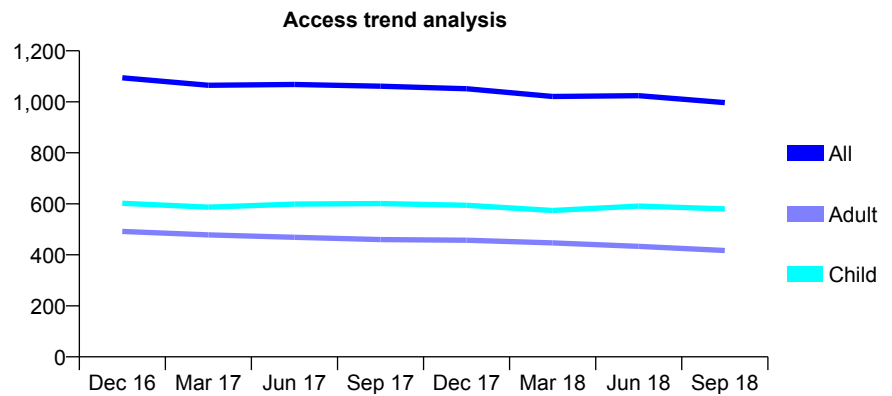
Q63 - Vital Signs At a Glance Contract Report for 304336/0003 - September 2018

Name or company name	MR PA NORTON
Contract type name	GDS Contract
Purpose of contract	General
Contract start date	01/04/2006
Contract end date	

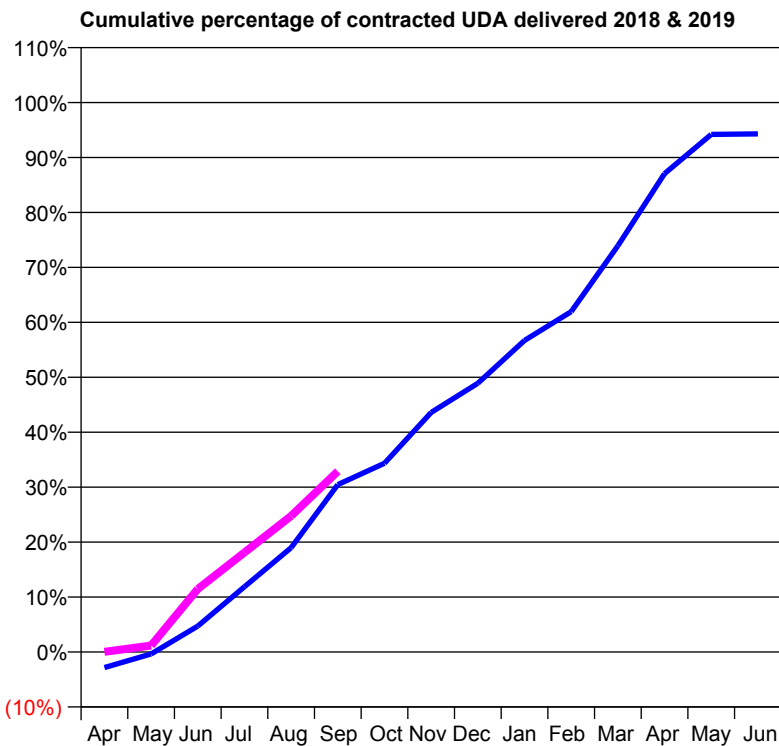
18/19 Contracted general activity (UDA)	2,104
Carry forward general activity (UDA)	0
18/19 Contracted orthodontic activity (UOA)	0
Carry forward orthodontic activity (UOA)	0
Baseline contract value	£57,688.56

ACCESS*

Patients seen in 24 months	Total	Change since previous quarter
Quarter ending September 2017	1,061	
Quarter ending December 2017	1,051	→
Quarter ending March 2018	1,021	↓
Quarter ending June 2018	1,024	→
Quarter ending September 2018	997	↓
Variance since September 2017	(6.0%)	↓



ACTIVITY



Adjusted Scheduled Activity (UDA)		
Month	2018	2019
April	-60	1
May	-8	25
June	99	241
July	250	381
August	399	521
September	641	692
October	723	
November	917	
December	1,029	
January	1,193	
February	1,303	
March	1,556	
April	1,832	
May	1,982	
June	1,984	

QUALITY

	Quantity	Base Number	Contract	AT	Region	England
% of FP17s for the same patient ID Re-attending within 3 months - Children	4	296	1.4%	9.9%	11.5%	11.6%
% of FP17s for the same patient ID Re-attending within 3 months - Adults	13	177	7.3%	15.2%	16.5%	15.5%
% of FP17s for the same patient ID Re-attending between 3 & 9 months - Children	127	296	42.9%	48.8%	48.5%	58.8%
% of FP17s for the same patient ID Re-attending between 3 & 9 months - Adults	64	177	36.2%	38.8%	39.1%	51.1%
% of FP17s for Band 1 Urgent Courses	1	303	0.3%	10.1%	10.6%	9.0%
% of FP17s Relating to Free Repair or Replacements	0	303	0.0%	0.6%	0.5%	0.8%
% of FP17s Relating to Continuations	0	303	0.0%	0.8%	0.7%	0.9%
% of Patients satisfied with the dentistry they have received	0	0	N/A	91.6%	90.5%	93.3%
% of Patients satisfied with the time they had to wait for an appointment	0	0	N/A	87.5%	85.1%	88.9%

* This is based on patients treated on this contract for their most recent course of treatment. Figures in italics indicate the base number of FP17s or Patient Questionnaire responses are less than 100. N/A is shown where the base number of responses is less than 10 during the period. % is calculated as Quantity/Base number*100

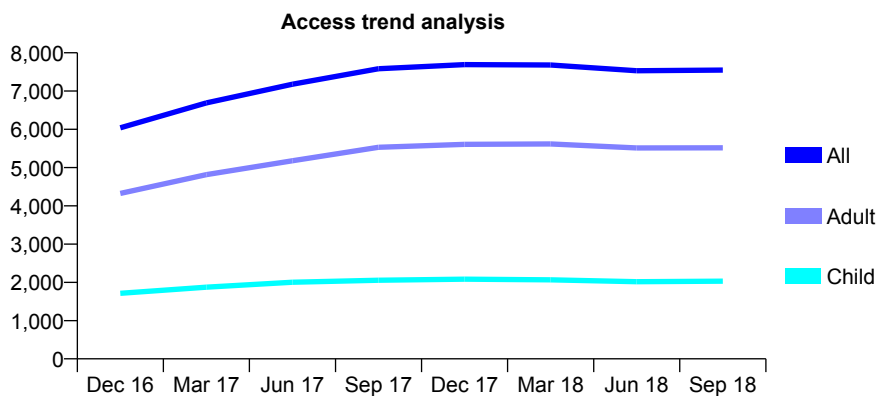
Q63 - Vital Signs At a Glance Contract Report for 304425/0002 - September 2018

Name or company name	Mr Sailesh Patel and Mr Chetan Patel
Contract type name	GDS Contract
Purpose of contract	General
Contract start date	03/09/2015
Contract end date	

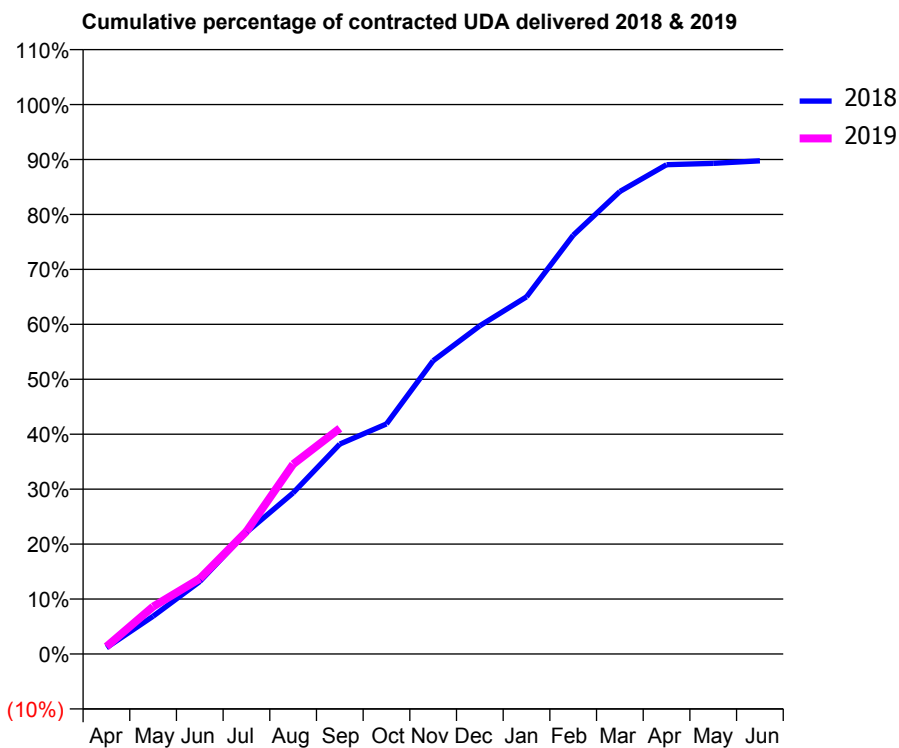
18/19 Contracted general activity (UDA)	18,833
Carry forward general activity (UDA)	0
18/19 Contracted orthodontic activity (UOA)	0
Carry forward orthodontic activity (UOA)	0
Baseline contract value	£561,136.07

ACCESS*

Patients seen in 24 months	Total	Change since previous quarter
Quarter ending September 2017	7,584	
Quarter ending December 2017	7,692	→
Quarter ending March 2018	7,681	→
Quarter ending June 2018	7,532	↓
Quarter ending September 2018	7,548	→
Variance since September 2017	(0.5%)	→



ACTIVITY



Adjusted Scheduled Activity (UDA)		
Month	2018	2019
April	216	253
May	1,295	1,626
June	2,483	2,582
July	4,171	4,204
August	5,523	6,507
September	7,195	7,733
October	7,887	
November	10,052	
December	11,249	
January	12,242	
February	14,355	
March	15,852	
April	16,770	
May	16,816	
June	16,903	

QUALITY

	Quantity	Base Number	Contract	AT	Region	England
% of FP17s for the same patient ID Re-attending within 3 months - Children	63	1,296	4.9%	9.9%	11.5%	11.6%
% of FP17s for the same patient ID Re-attending within 3 months - Adults	351	2,847	12.3%	15.2%	16.5%	15.5%
% of FP17s for the same patient ID Re-attending between 3 & 9 months - Children	550	1,296	42.4%	48.8%	48.5%	58.8%
% of FP17s for the same patient ID Re-attending between 3 & 9 months - Adults	1,053	2,847	37.0%	38.8%	39.1%	51.1%
% of FP17s for Band 1 Urgent Courses	231	3,286	7.0%	10.1%	10.6%	9.0%
% of FP17s Relating to Free Repair or Replacements	28	3,286	0.9%	0.6%	0.5%	0.8%
% of FP17s Relating to Continuations	15	3,286	0.5%	0.8%	0.7%	0.9%
% of Patients satisfied with the dentistry they have received	1	2	N/A	91.6%	90.5%	93.3%
% of Patients satisfied with the time they had to wait for an appointment	2	2	N/A	87.5%	85.1%	88.9%

* This is based on patients treated on this contract for their most recent course of treatment. Figures in italics indicate the base number of FP17s or Patient Questionnaire responses are less than 100. N/A is shown where the base number of responses is less than 10 during the period. % is calculated as Quantity/Base number*100

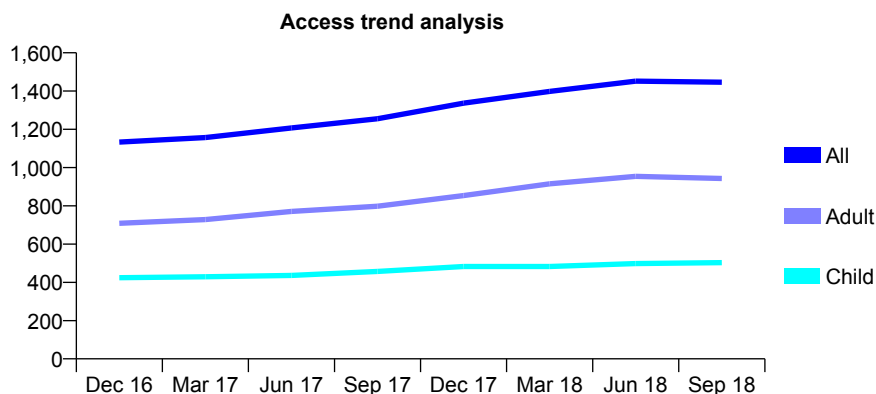
Q63 - Vital Signs At a Glance Contract Report for 305707/0002 - September 2018

Name or company name	MR A PAICE
Contract type name	GDS Contract
Purpose of contract	General
Contract start date	03/07/2007
Contract end date	

18/19 Contracted general activity (UDA)	2,999
Carry forward general activity (UDA)	-2
18/19 Contracted orthodontic activity (UOA)	0
Carry forward orthodontic activity (UOA)	0
Baseline contract value	£92,270.94

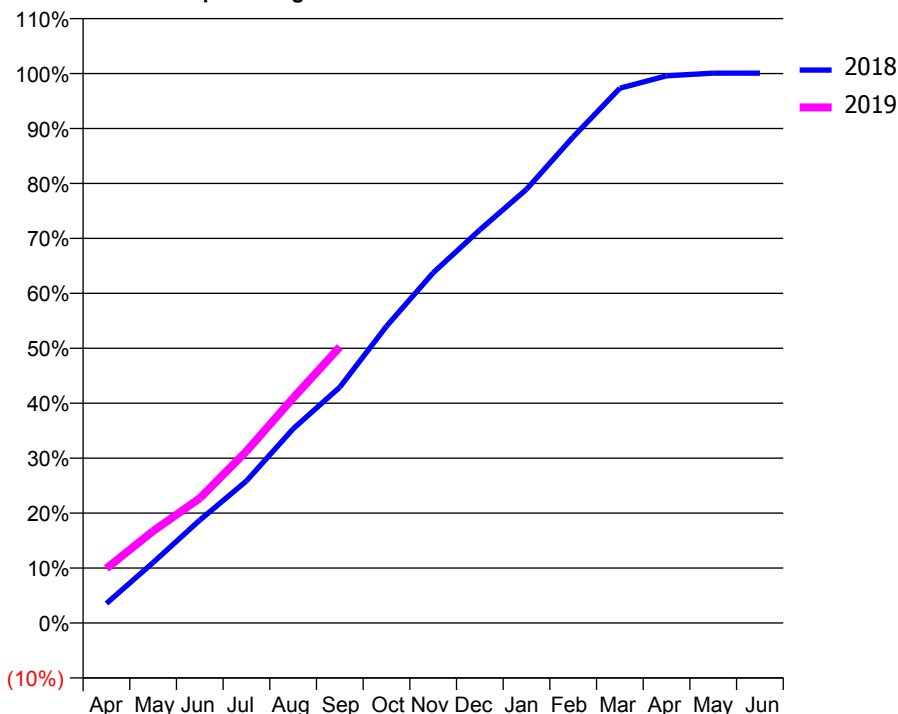
ACCESS*

Patients seen in 24 months	Total	Change since previous quarter
Quarter ending September 2017	1,255	
Quarter ending December 2017	1,337	↑
Quarter ending March 2018	1,398	↑
Quarter ending June 2018	1,452	↑
Quarter ending September 2018	1,446	→
Variance since September 2017	15.2%	↑



ACTIVITY

Cumulative percentage of contracted UDA delivered 2018 & 2019



Adjusted Scheduled Activity (UDA)

Month	2018	2019
April	107	298
May	330	502
June	561	681
July	775	938
August	1,060	1,228
September	1,287	1,507
October	1,620	
November	1,912	
December	2,146	
January	2,367	
February	2,653	
March	2,919	
April	2,987	
May	3,001	
June	3,001	

QUALITY

	Quantity	Base Number	Contract	AT	Region	England
% of FP17s for the same patient ID Re-attending within 3 months - Children	24	384	6.3%	9.9%	11.5%	11.6%
% of FP17s for the same patient ID Re-attending within 3 months - Adults	54	540	10.0%	15.2%	16.5%	15.5%
% of FP17s for the same patient ID Re-attending between 3 & 9 months - Children	191	384	49.7%	48.8%	48.5%	58.8%
% of FP17s for the same patient ID Re-attending between 3 & 9 months - Adults	249	540	46.1%	38.8%	39.1%	51.1%
% of FP17s for Band 1 Urgent Courses	48	873	5.5%	10.1%	10.6%	9.0%
% of FP17s Relating to Free Repair or Replacements	0	873	0.0%	0.6%	0.5%	0.8%
% of FP17s Relating to Continuations	1	873	0.1%	0.8%	0.7%	0.9%
% of Patients satisfied with the dentistry they have received	0	0	N/A	91.6%	90.5%	93.3%
% of Patients satisfied with the time they had to wait for an appointment	0	0	N/A	87.5%	85.1%	88.9%

* This is based on patients treated on this contract for their most recent course of treatment. Figures in italics indicate the base number of FP17s or Patient Questionnaire responses are less than 100. N/A is shown where the base number of responses is less than 10 during the period. % is calculated as Quantity/Base number*100

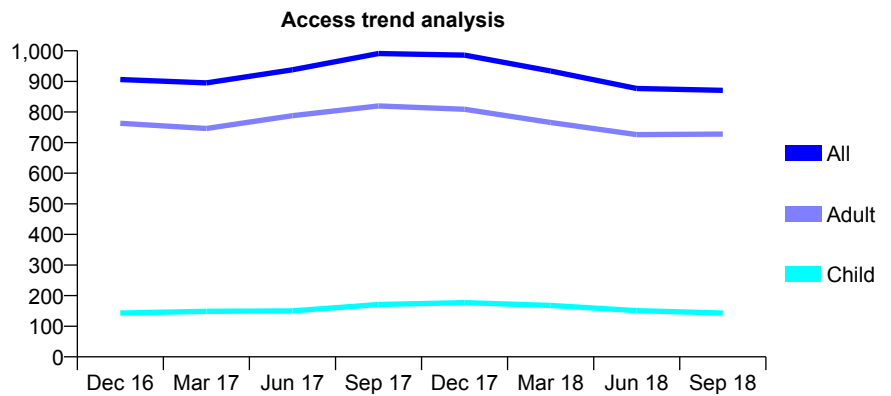
Q63 - Vital Signs At a Glance Contract Report for 319341/0001 - September 2018

Name or company name	MR AW MAINE
Contract type name	GDS Contract
Purpose of contract	General
Contract start date	01/04/2006
Contract end date	

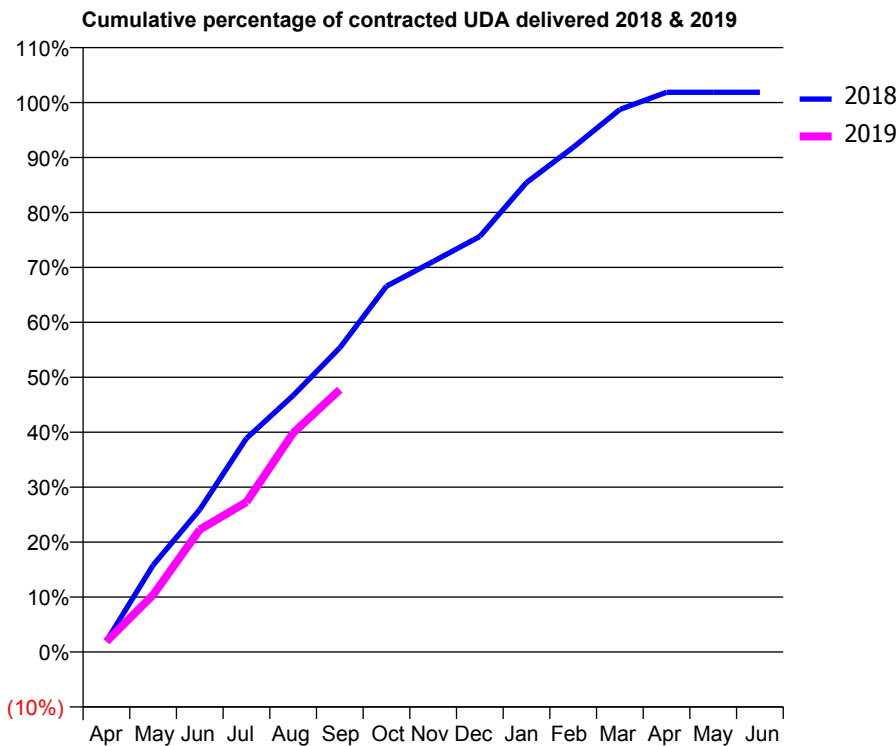
18/19 Contracted general activity (UDA)	2,259
Carry forward general activity (UDA)	-42
18/19 Contracted orthodontic activity (UOA)	0
Carry forward orthodontic activity (UOA)	0
Baseline contract value	£68,767.18

ACCESS*

Patients seen in 24 months	Total	Change since previous quarter
Quarter ending September 2017	991	
Quarter ending December 2017	986	→
Quarter ending March 2018	934	↓
Quarter ending June 2018	877	↓
Quarter ending September 2018	871	→
Variance since September 2017	(12.1%)	↓



ACTIVITY



Month	Adjusted Scheduled Activity (UDA)	
	2018	2019
April	45	43
May	357	235
June	586	503
July	878	616
August	1,055	901
September	1,251	1,078
October	1,504	
November	1,605	
December	1,708	
January	1,930	
February	2,075	
March	2,230	
April	2,301	
May	2,301	
June	2,301	

QUALITY

	Quantity	Base Number	Contract	AT	Region	England
% of FP17s for the same patient ID Re-attending within 3 months - Children	2	58	3.4%	9.9%	11.5%	11.6%
% of FP17s for the same patient ID Re-attending within 3 months - Adults	49	362	13.5%	15.2%	16.5%	15.5%
% of FP17s for the same patient ID Re-attending between 3 & 9 months - Children	20	58	34.5%	48.8%	48.5%	58.8%
% of FP17s for the same patient ID Re-attending between 3 & 9 months - Adults	88	362	24.3%	38.8%	39.1%	51.1%
% of FP17s for Band 1 Urgent Courses	82	395	20.8%	10.1%	10.6%	9.0%
% of FP17s Relating to Free Repair or Replacements	1	395	0.3%	0.6%	0.5%	0.8%
% of FP17s Relating to Continuations	2	395	0.5%	0.8%	0.7%	0.9%
% of Patients satisfied with the dentistry they have received	0	1	N/A	91.6%	90.5%	93.3%
% of Patients satisfied with the time they had to wait for an appointment	1	1	N/A	87.5%	85.1%	88.9%

* This is based on patients treated on this contract for their most recent course of treatment. Figures in italics indicate the base number of FP17s or Patient Questionnaire responses are less than 100. N/A is shown where the base number of responses is less than 10 during the period. % is calculated as Quantity/Base number*100

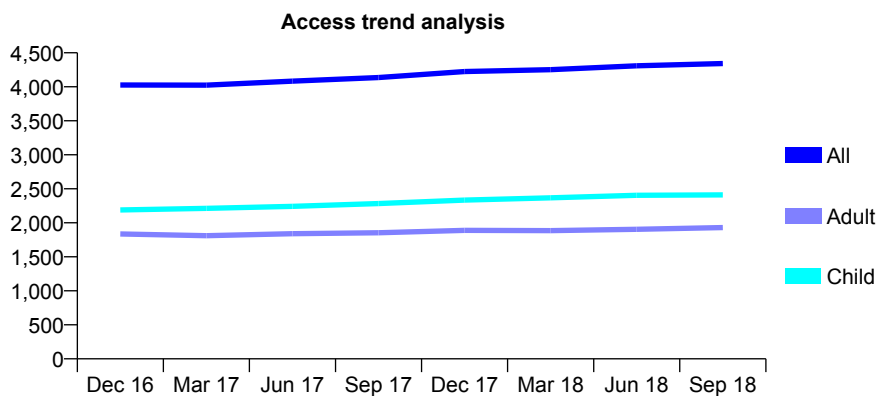
Q63 - Vital Signs At a Glance Contract Report for 321176/0001 - September 2018

Name or company name	MR RS PATEL
Contract type name	GDS Contract
Purpose of contract	General
Contract start date	01/04/2006
Contract end date	

18/19 Contracted general activity (UDA)	11,373
Carry forward general activity (UDA)	89
18/19 Contracted orthodontic activity (UOA)	0
Carry forward orthodontic activity (UOA)	0
Baseline contract value	£361,993.87

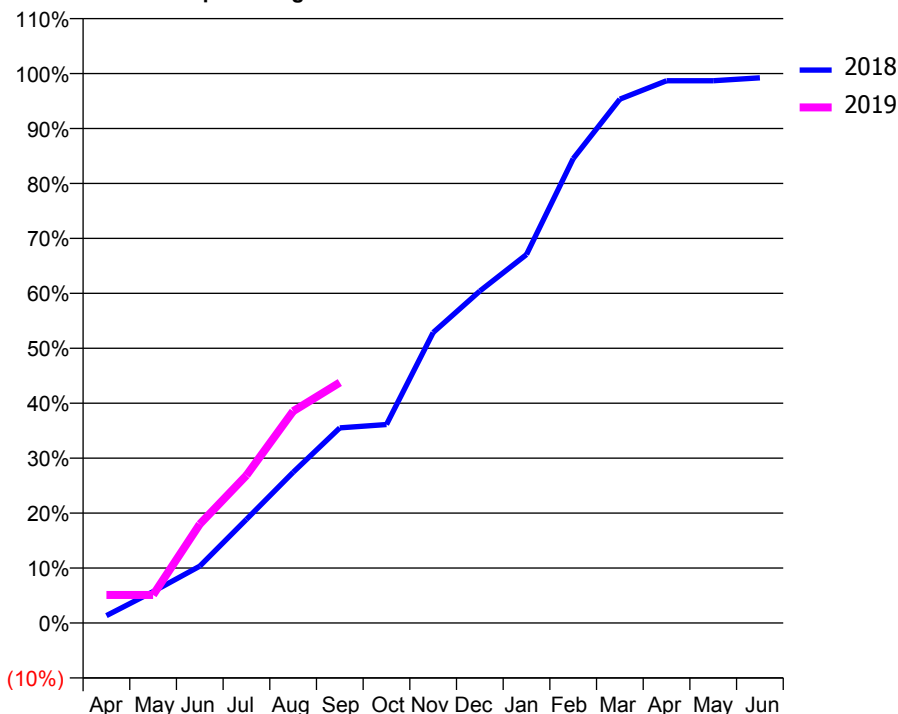
ACCESS*

Patients seen in 24 months	Total	Change since previous quarter
Quarter ending September 2017	4,136	
Quarter ending December 2017	4,225	↑
Quarter ending March 2018	4,252	→
Quarter ending June 2018	4,309	→
Quarter ending September 2018	4,342	→
Variance since September 2017	5.0%	↑



ACTIVITY

Cumulative percentage of contracted UDA delivered 2018 & 2019



Adjusted Scheduled Activity (UDA)		
Month	2018	2019
April	152	581
May	650	581
June	1,177	2,045
July	2,146	3,057
August	3,121	4,383
September	4,040	4,977
October	4,108	
November	6,013	
December	6,870	
January	7,626	
February	9,610	
March	10,842	
April	11,222	
May	11,222	
June	11,284	

QUALITY

	Quantity	Base Number	Contract	AT	Region	England
% of FP17s for the same patient ID Re-attending within 3 months - Children	155	1,514	10.2%	9.9%	11.5%	11.6%
% of FP17s for the same patient ID Re-attending within 3 months - Adults	423	1,262	33.5%	15.2%	16.5%	15.5%
% of FP17s for the same patient ID Re-attending between 3 & 9 months - Children	761	1,514	50.3%	48.8%	48.5%	58.8%
% of FP17s for the same patient ID Re-attending between 3 & 9 months - Adults	432	1,262	34.2%	38.8%	39.1%	51.1%
% of FP17s for Band 1 Urgent Courses	430	2,288	18.8%	10.1%	10.6%	9.0%
% of FP17s Relating to Free Repair or Replacements	0	2,288	0.0%	0.6%	0.5%	0.8%
% of FP17s Relating to Continuations	0	2,288	0.0%	0.8%	0.7%	0.9%
% of Patients satisfied with the dentistry they have received	1	1	N/A	91.6%	90.5%	93.3%
% of Patients satisfied with the time they had to wait for an appointment	1	1	N/A	87.5%	85.1%	88.9%

* This is based on patients treated on this contract for their most recent course of treatment. Figures in italics indicate the base number of FP17s or Patient Questionnaire responses are less than 100. N/A is shown where the base number of responses is less than 10 during the period. % is calculated as Quantity/Base number*100

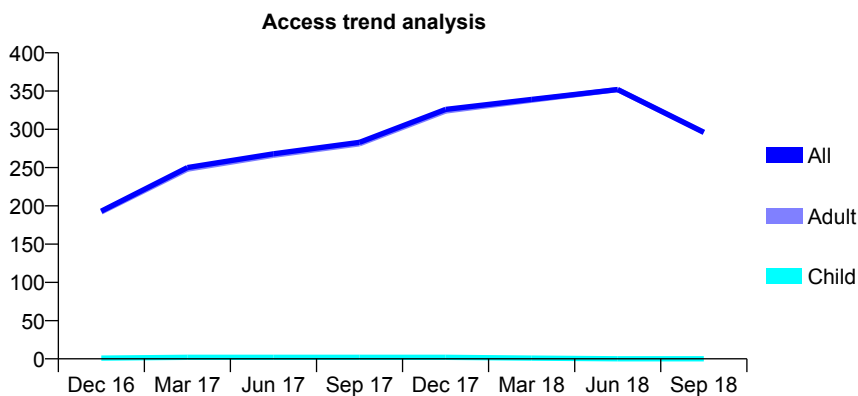
Q63 - Vital Signs At a Glance Contract Report for 321176/0003 - September 2018

Name or company name	MR RS PATEL
Contract type name	PDS Contract
Purpose of contract	General
Contract start date	01/06/2013
Contract end date	30/06/2018

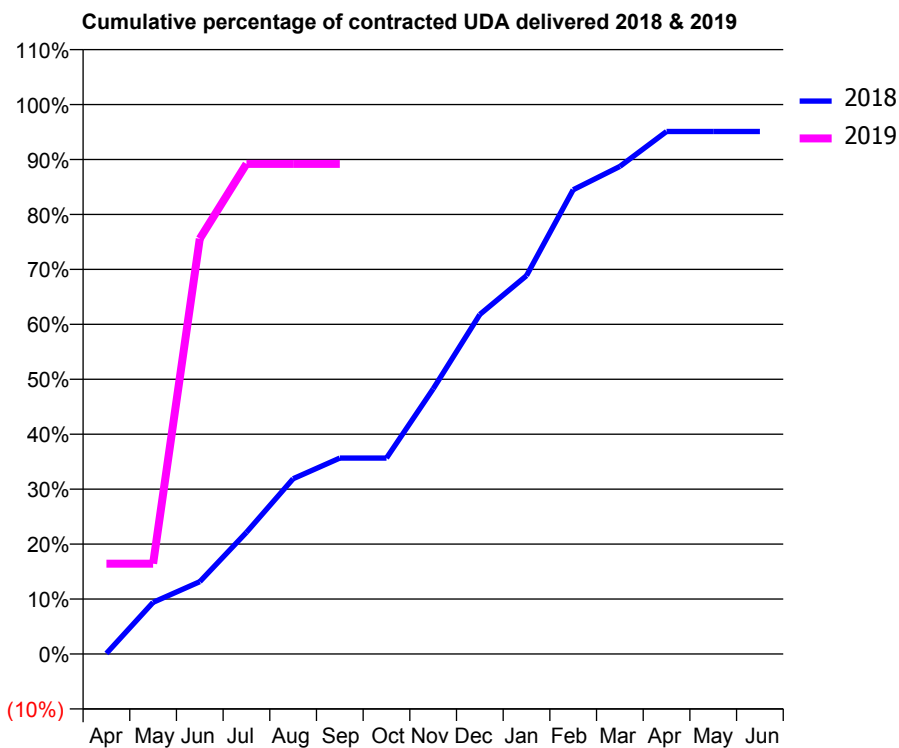
18/19 Contracted general activity (UDA)	213
Carry forward general activity (UDA)	0
18/19 Contracted orthodontic activity (UOA)	0
Carry forward orthodontic activity (UOA)	0
Baseline contract value	£11,258.79

ACCESS*

Patients seen in 24 months	Total	Change since previous quarter
Quarter ending September 2017	283	
Quarter ending December 2017	326	↑
Quarter ending March 2018	339	↑
Quarter ending June 2018	352	↑
Quarter ending September 2018	296	↓
Variance since September 2017	4.6%	↑



ACTIVITY



Month	Adjusted Scheduled Activity (UDA)	
	2018	2019
April	1	35
May	80	35
June	112	161
July	188	190
August	271	190
September	303	190
October	303	
November	410	
December	525	
January	585	
February	718	
March	754	
April	808	
May	808	
June	808	

QUALITY

	Quantity	Base Number	Contract	AT	Region	England
% of FP17s for the same patient ID Re-attending within 3 months - Children	0	0	N/A	9.9%	11.5%	11.6%
% of FP17s for the same patient ID Re-attending within 3 months - Adults	1	94	1.1%	15.2%	16.5%	15.5%
% of FP17s for the same patient ID Re-attending between 3 & 9 months - Children	0	0	N/A	48.8%	48.5%	58.8%
% of FP17s for the same patient ID Re-attending between 3 & 9 months - Adults	0	94	0.0%	38.8%	39.1%	51.1%
% of FP17s for Band 1 Urgent Courses	0	72	0.0%	10.1%	10.6%	9.0%
% of FP17s Relating to Free Repair or Replacements	0	72	0.0%	0.6%	0.5%	0.8%
% of FP17s Relating to Continuations	0	72	0.0%	0.8%	0.7%	0.9%
% of Patients satisfied with the dentistry they have received	0	0	N/A	91.6%	90.5%	93.3%
% of Patients satisfied with the time they had to wait for an appointment	0	0	N/A	87.5%	85.1%	88.9%

* This is based on patients treated on this contract for their most recent course of treatment. Figures in italics indicate the base number of FP17s or Patient Questionnaire responses are less than 100. N/A is shown where the base number of responses is less than 10 during the period. % is calculated as Quantity/Base number*100

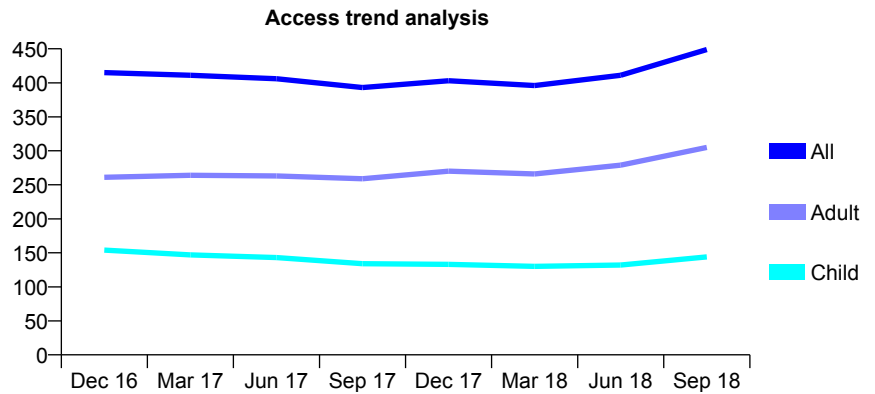
Q63 - Vital Signs At a Glance Contract Report for 322164/0001 - September 2018

Name or company name	Mr V Rhaasa and Mr GK Ooi
Contract type name	GDS Contract
Purpose of contract	General
Contract start date	01/04/2006
Contract end date	

18/19 Contracted general activity (UDA)	1,406
Carry forward general activity (UDA)	-28
18/19 Contracted orthodontic activity (UOA)	0
Carry forward orthodontic activity (UOA)	0
Baseline contract value	£46,524.23

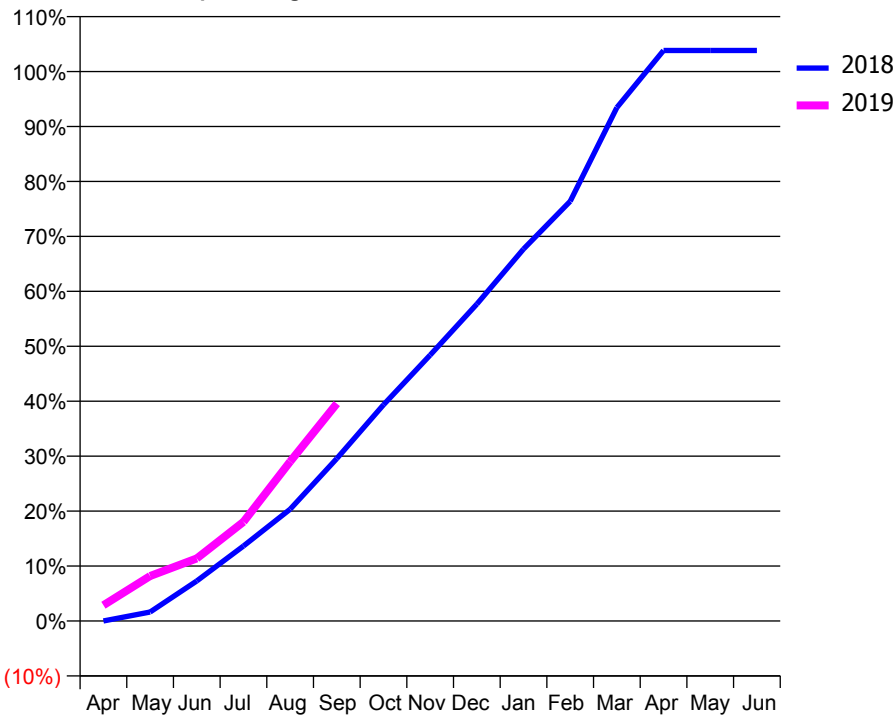
ACCESS*

Patients seen in 24 months	Total	Change since previous quarter
Quarter ending September 2017	393	
Quarter ending December 2017	403	↑
Quarter ending March 2018	396	↓
Quarter ending June 2018	411	↑
Quarter ending September 2018	449	↑
Variance since September 2017	14.2%	↑



ACTIVITY

Cumulative percentage of contracted UDA delivered 2018 & 2019



Month	Adjusted Scheduled Activity (UDA)	
	2018	2019
April	0	40
May	23	115
June	103	160
July	192	254
August	286	408
September	416	556
October	553	
November	681	
December	811	
January	952	
February	1,074	
March	1,314	
April	1,460	
May	1,460	
June	1,460	

QUALITY

	Quantity	Base Number	Contract	AT	Region	England
% of FP17s for the same patient ID Re-attending within 3 months - Children	6	99	6.1%	9.9%	11.5%	11.6%
% of FP17s for the same patient ID Re-attending within 3 months - Adults	21	194	10.8%	15.2%	16.5%	15.5%
% of FP17s for the same patient ID Re-attending between 3 & 9 months - Children	50	99	50.5%	48.8%	48.5%	58.8%
% of FP17s for the same patient ID Re-attending between 3 & 9 months - Adults	84	194	43.3%	38.8%	39.1%	51.1%
% of FP17s for Band 1 Urgent Courses	52	251	20.7%	10.1%	10.6%	9.0%
% of FP17s Relating to Free Repair or Replacements	0	251	0.0%	0.6%	0.5%	0.8%
% of FP17s Relating to Continuations	1	251	0.4%	0.8%	0.7%	0.9%
% of Patients satisfied with the dentistry they have received	0	0	N/A	91.6%	90.5%	93.3%
% of Patients satisfied with the time they had to wait for an appointment	0	0	N/A	87.5%	85.1%	88.9%

* This is based on patients treated on this contract for their most recent course of treatment. Figures in italics indicate the base number of FP17s or Patient Questionnaire responses are less than 100. N/A is shown where the base number of responses is less than 10 during the period. % is calculated as Quantity/Base number*100

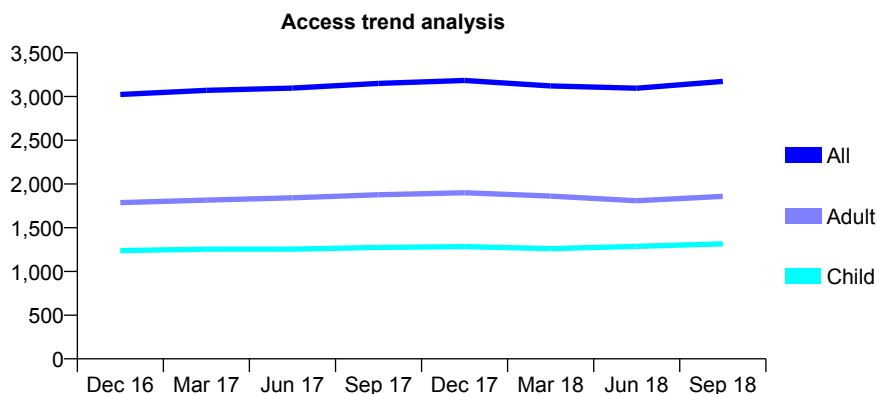
Q63 - Vital Signs At a Glance Contract Report for 324612/0001 - September 2018

Name or company name	MRS KM WALKER
Contract type name	GDS Contract
Purpose of contract	General
Contract start date	01/04/2006
Contract end date	

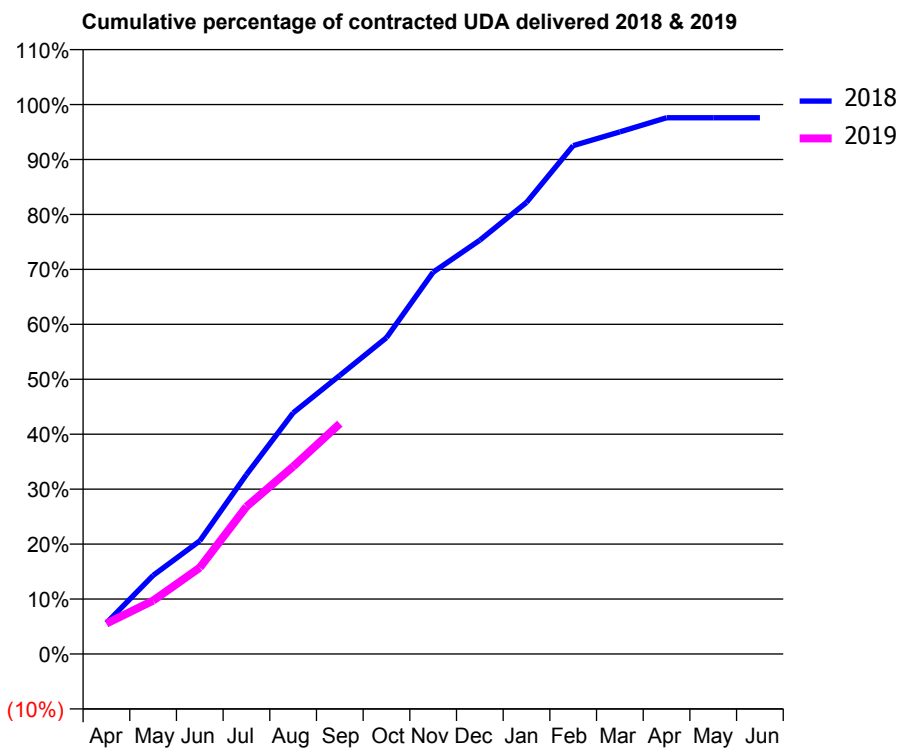
18/19 Contracted general activity (UDA)	7,295
Carry forward general activity (UDA)	175
18/19 Contracted orthodontic activity (UOA)	0
Carry forward orthodontic activity (UOA)	0
Baseline contract value	£199,979.17

ACCESS*

Patients seen in 24 months	Total	Change since previous quarter
Quarter ending September 2017	3,150	
Quarter ending December 2017	3,183	→
Quarter ending March 2018	3,121	↓
Quarter ending June 2018	3,095	→
Quarter ending September 2018	3,173	↑
Variance since September 2017	0.7%	→



ACTIVITY



Adjusted Scheduled Activity (UDA)		
Month	2018	2019
April	412	405
May	1,043	709
June	1,502	1,146
July	2,382	1,957
August	3,201	2,488
September	3,699	3,058
October	4,201	
November	5,069	
December	5,494	
January	5,994	
February	6,749	
March	6,932	
April	7,120	
May	7,120	
June	7,120	

QUALITY

	Quantity	Base Number	Contract	AT	Region	England
% of FP17s for the same patient ID Re-attending within 3 months - Children	95	767	12.4%	9.9%	11.5%	11.6%
% of FP17s for the same patient ID Re-attending within 3 months - Adults	145	826	17.6%	15.2%	16.5%	15.5%
% of FP17s for the same patient ID Re-attending between 3 & 9 months - Children	216	767	28.2%	48.8%	48.5%	58.8%
% of FP17s for the same patient ID Re-attending between 3 & 9 months - Adults	222	826	26.9%	38.8%	39.1%	51.1%
% of FP17s for Band 1 Urgent Courses	261	1,501	17.4%	10.1%	10.6%	9.0%
% of FP17s Relating to Free Repair or Replacements	0	1,501	0.0%	0.6%	0.5%	0.8%
% of FP17s Relating to Continuations	7	1,501	0.5%	0.8%	0.7%	0.9%
% of Patients satisfied with the dentistry they have received	1	1	N/A	91.6%	90.5%	93.3%
% of Patients satisfied with the time they had to wait for an appointment	1	1	N/A	87.5%	85.1%	88.9%

* This is based on patients treated on this contract for their most recent course of treatment. Figures in italics indicate the base number of FP17s or Patient Questionnaire responses are less than 100. N/A is shown where the base number of responses is less than 10 during the period. % is calculated as Quantity/Base number*100

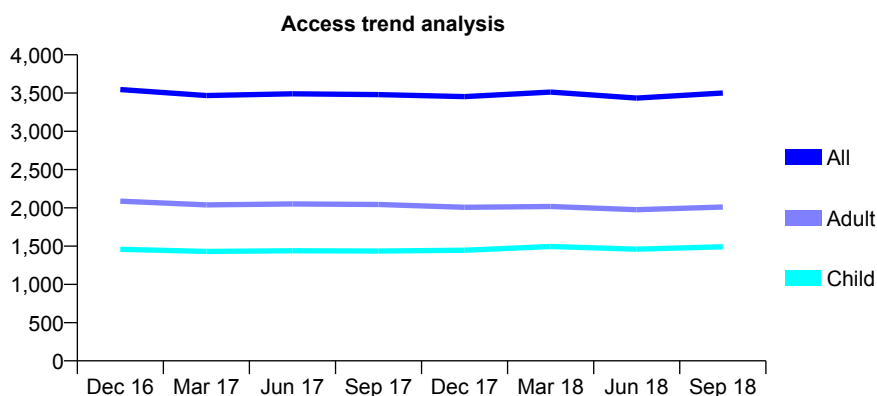
Q63 - Vital Signs At a Glance Contract Report for 324752/0001 - September 2018

Name or company name	MRS SW DONNELLY
Contract type name	GDS Contract
Purpose of contract	General
Contract start date	01/04/2006
Contract end date	

18/19 Contracted general activity (UDA)	6,835
Carry forward general activity (UDA)	-106
18/19 Contracted orthodontic activity (UOA)	0
Carry forward orthodontic activity (UOA)	0
Baseline contract value	£217,164.21

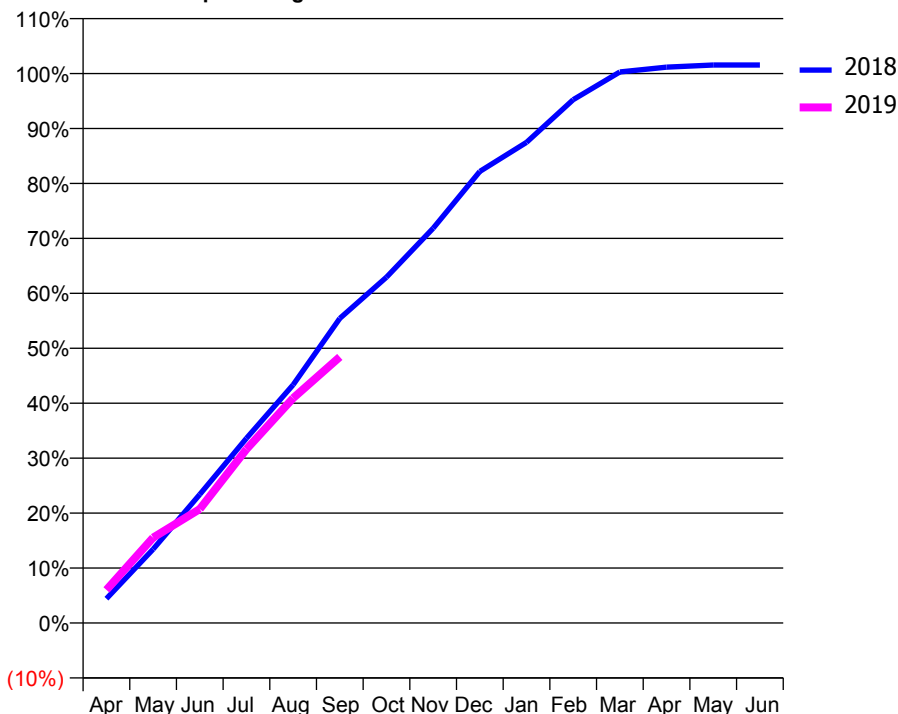
ACCESS*

Patients seen in 24 months	Total	Change since previous quarter
Quarter ending September 2017	3,480	
Quarter ending December 2017	3,453	→
Quarter ending March 2018	3,512	→
Quarter ending June 2018	3,434	↓
Quarter ending September 2018	3,501	→
Variance since September 2017	0.6%	→



ACTIVITY

Cumulative percentage of contracted UDA delivered 2018 & 2019



Adjusted Scheduled Activity (UDA)		
Month	2018	2019
April	303	412
May	918	1,062
June	1,600	1,417
July	2,299	2,162
August	2,963	2,798
September	3,789	3,309
October	4,302	
November	4,911	
December	5,618	
January	5,979	
February	6,509	
March	6,855	
April	6,915	
May	6,941	
June	6,941	

QUALITY

	Quantity	Base Number	Contract	AT	Region	England
% of FP17s for the same patient ID Re-attending within 3 months - Children	23	648	3.5%	9.9%	11.5%	11.6%
% of FP17s for the same patient ID Re-attending within 3 months - Adults	90	868	10.4%	15.2%	16.5%	15.5%
% of FP17s for the same patient ID Re-attending between 3 & 9 months - Children	143	648	22.1%	48.8%	48.5%	58.8%
% of FP17s for the same patient ID Re-attending between 3 & 9 months - Adults	180	868	20.7%	38.8%	39.1%	51.1%
% of FP17s for Band 1 Urgent Courses	120	1,450	8.3%	10.1%	10.6%	9.0%
% of FP17s Relating to Free Repair or Replacements	0	1,450	0.0%	0.6%	0.5%	0.8%
% of FP17s Relating to Continuations	5	1,450	0.3%	0.8%	0.7%	0.9%
% of Patients satisfied with the dentistry they have received	0	0	N/A	91.6%	90.5%	93.3%
% of Patients satisfied with the time they had to wait for an appointment	0	0	N/A	87.5%	85.1%	88.9%

* This is based on patients treated on this contract for their most recent course of treatment. Figures in italics indicate the base number of FP17s or Patient Questionnaire responses are less than 100. N/A is shown where the base number of responses is less than 10 during the period. % is calculated as Quantity/Base number*100

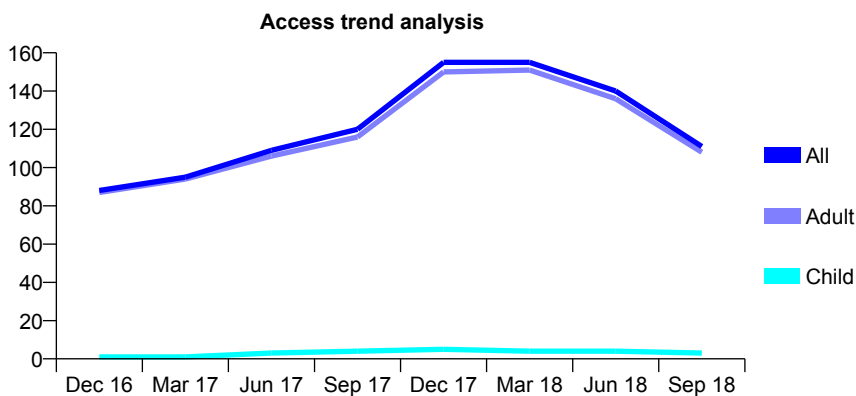
Q63 - Vital Signs At a Glance Contract Report for 324752/0002 - September 2018

Name or company name	MRS SW DONNELLY
Contract type name	PDS Contract
Purpose of contract	General
Contract start date	01/06/2013
Contract end date	30/06/2018

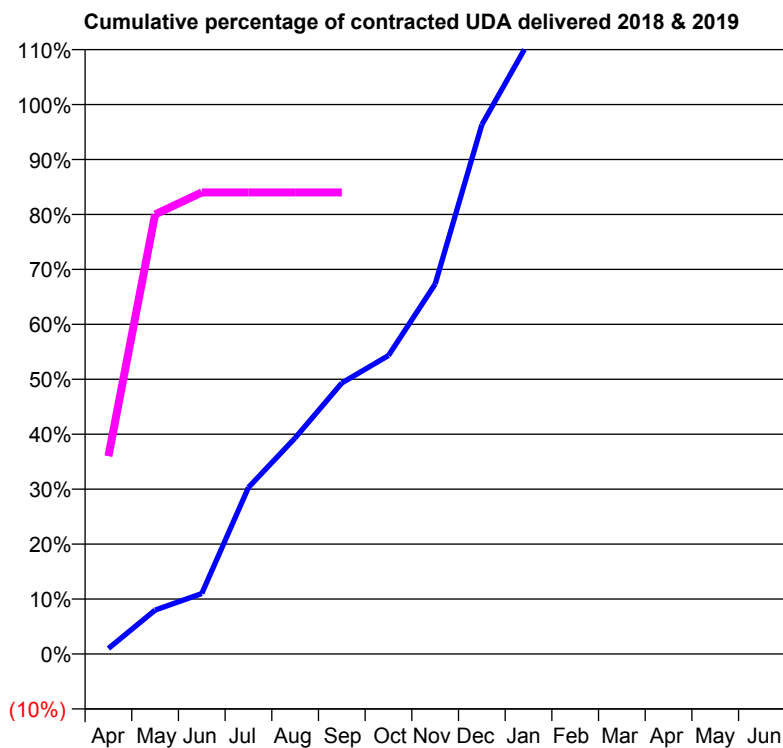
18/19 Contracted general activity (UDA)	75
Carry forward general activity (UDA)	0
18/19 Contracted orthodontic activity (UOA)	0
Carry forward orthodontic activity (UOA)	0
Baseline contract value	£4,128.51

ACCESS*

Patients seen in 24 months	Total	Change since previous quarter
Quarter ending September 2017	120	
Quarter ending December 2017	155	↑
Quarter ending March 2018	155	→
Quarter ending June 2018	140	↓
Quarter ending September 2018	111	↓
Variance since September 2017	(7.5%)	↓



ACTIVITY



Month	Adjusted Scheduled Activity (UDA)	
	2018	2019
April	3	27
May	24	60
June	33	63
July	91	63
August	118	63
September	148	63
October	163	
November	202	
December	289	
January	334	
February	346	
March	346	
April	346	
May	349	
June	349	

QUALITY

	Quantity	Base Number	Contract	AT	Region	England
% of FP17s for the same patient ID Re-attending within 3 months - Children	0	0	N/A	9.9%	11.5%	11.6%
% of FP17s for the same patient ID Re-attending within 3 months - Adults	0	22	0.0%	15.2%	16.5%	15.5%
% of FP17s for the same patient ID Re-attending between 3 & 9 months - Children	0	0	N/A	48.8%	48.5%	58.8%
% of FP17s for the same patient ID Re-attending between 3 & 9 months - Adults	0	22	0.0%	38.8%	39.1%	51.1%
% of FP17s for Band 1 Urgent Courses	0	21	0.0%	10.1%	10.6%	9.0%
% of FP17s Relating to Free Repair or Replacements	0	21	0.0%	0.6%	0.5%	0.8%
% of FP17s Relating to Continuations	0	21	0.0%	0.8%	0.7%	0.9%
% of Patients satisfied with the dentistry they have received	0	0	N/A	91.6%	90.5%	93.3%
% of Patients satisfied with the time they had to wait for an appointment	0	0	N/A	87.5%	85.1%	88.9%

* This is based on patients treated on this contract for their most recent course of treatment. Figures in italics indicate the base number of FP17s or Patient Questionnaire responses are less than 100. N/A is shown where the base number of responses is less than 10 during the period. % is calculated as Quantity/Base number*100

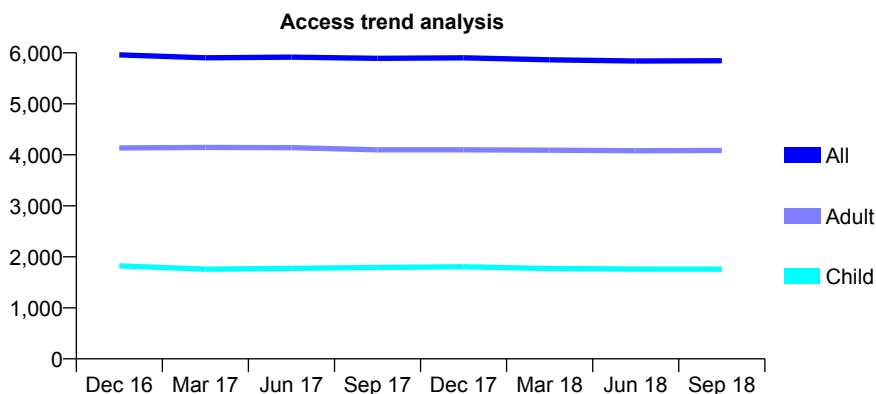
Q63 - Vital Signs At a Glance Contract Report for 325333/0001 - September 2018

Name or company name	MR JT BLANKENDAAL
Contract type name	GDS Contract
Purpose of contract	General
Contract start date	01/04/2006
Contract end date	

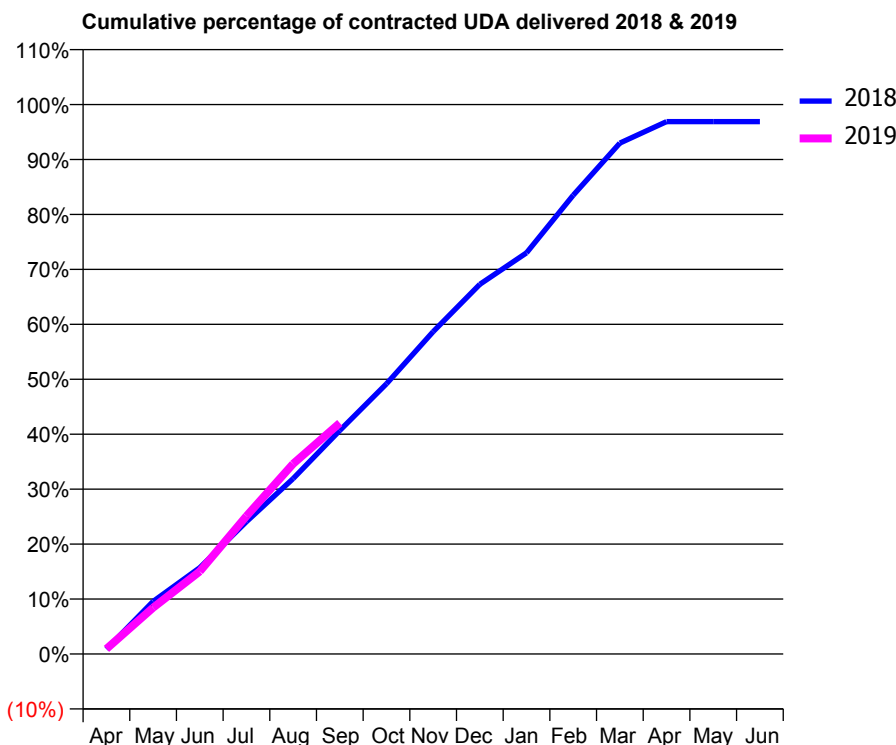
18/19 Contracted general activity (UDA)	23,073
Carry forward general activity (UDA)	719
18/19 Contracted orthodontic activity (UOA)	0
Carry forward orthodontic activity (UOA)	0
Baseline contract value	£793,288.42

ACCESS*

Patients seen in 24 months	Total	Change since previous quarter
Quarter ending September 2017	5,892	
Quarter ending December 2017	5,902	→
Quarter ending March 2018	5,863	→
Quarter ending June 2018	5,839	→
Quarter ending September 2018	5,844	→
Variance since September 2017	(0.8%)	→



ACTIVITY



Month	Adjusted Scheduled Activity (UDA)	
	2018	2019
April	204	216
May	2,211	1,944
June	3,626	3,466
July	5,558	5,791
August	7,367	7,988
September	9,384	9,701
October	11,348	
November	13,535	
December	15,522	
January	16,842	
February	19,263	
March	21,454	
April	22,355	
May	22,354	
June	22,354	

QUALITY

	Quantity	Base Number	Contract	AT	Region	England
% of FP17s for the same patient ID Re-attending within 3 months - Children	77	1,226	6.3%	9.9%	11.5%	11.6%
% of FP17s for the same patient ID Re-attending within 3 months - Adults	296	2,464	12.0%	15.2%	16.5%	15.5%
% of FP17s for the same patient ID Re-attending between 3 & 9 months - Children	728	1,226	59.4%	48.8%	48.5%	58.8%
% of FP17s for the same patient ID Re-attending between 3 & 9 months - Adults	1,262	2,464	51.2%	38.8%	39.1%	51.1%
% of FP17s for Band 1 Urgent Courses	213	3,454	6.2%	10.1%	10.6%	9.0%
% of FP17s Relating to Free Repair or Replacements	14	3,454	0.4%	0.6%	0.5%	0.8%
% of FP17s Relating to Continuations	6	3,454	0.2%	0.8%	0.7%	0.9%
% of Patients satisfied with the dentistry they have received	5	5	N/A	91.6%	90.5%	93.3%
% of Patients satisfied with the time they had to wait for an appointment	5	5	N/A	87.5%	85.1%	88.9%

* This is based on patients treated on this contract for their most recent course of treatment. Figures in italics indicate the base number of FP17s or Patient Questionnaire responses are less than 100. N/A is shown where the base number of responses is less than 10 during the period. % is calculated as Quantity/Base number*100

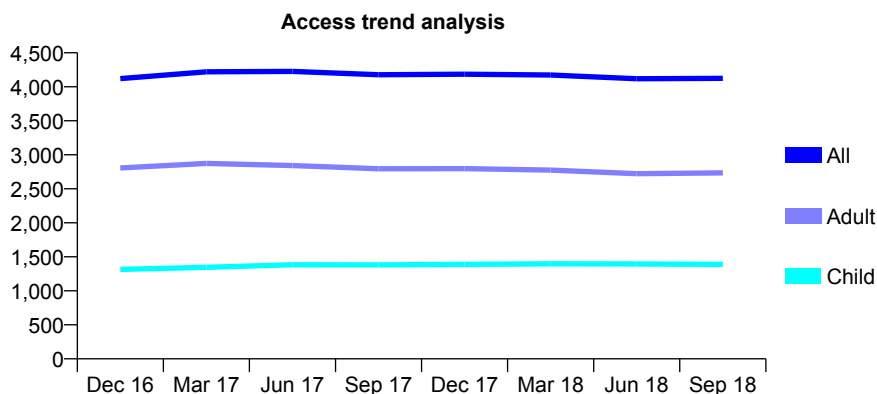
Q63 - Vital Signs At a Glance Contract Report for 330191/0001 - September 2018

Name or company name	MR ID HENNING
Contract type name	GDS Contract
Purpose of contract	General
Contract start date	01/04/2006
Contract end date	

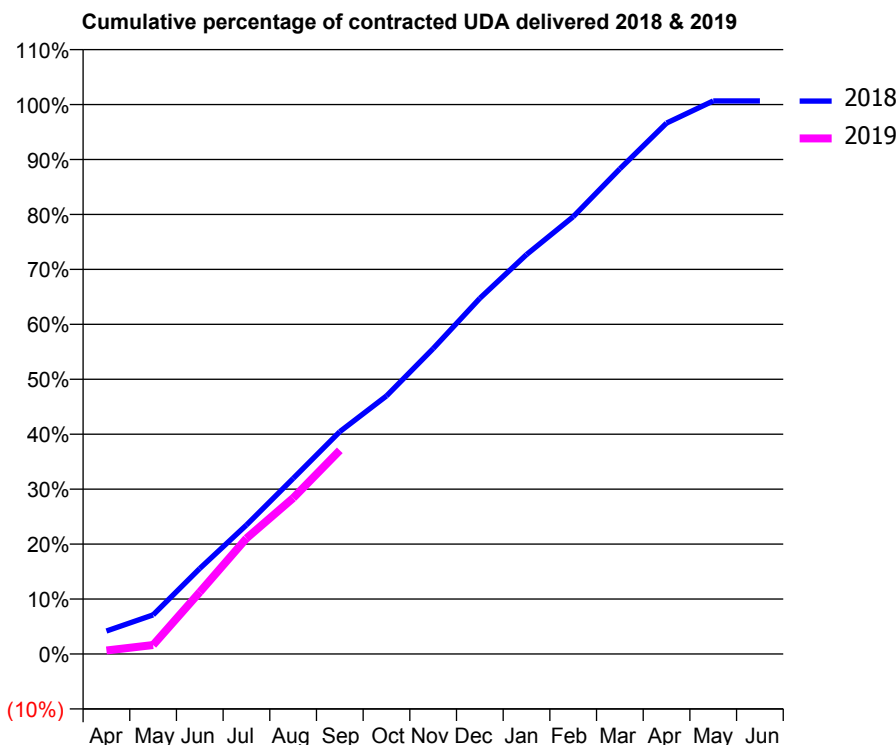
18/19 Contracted general activity (UDA)	8,428
Carry forward general activity (UDA)	-54
18/19 Contracted orthodontic activity (UOA)	0
Carry forward orthodontic activity (UOA)	0
Baseline contract value	£201,413.78

ACCESS*

Patients seen in 24 months	Total	Change since previous quarter
Quarter ending September 2017	4,178	
Quarter ending December 2017	4,186	→
Quarter ending March 2018	4,173	→
Quarter ending June 2018	4,119	↓
Quarter ending September 2018	4,124	→
Variance since September 2017	(1.3%)	↓



ACTIVITY



Adjusted Scheduled Activity (UDA)		
Month	2018	2019
April	352	54
May	600	138
June	1,313	951
July	1,979	1,774
August	2,692	2,392
September	3,409	3,125
October	3,959	
November	4,685	
December	5,455	
January	6,127	
February	6,708	
March	7,441	
April	8,144	
May	8,482	
June	8,482	

QUALITY

	Quantity	Base Number	Contract	AT	Region	England
% of FP17s for the same patient ID Re-attending within 3 months - Children	35	739	4.7%	9.9%	11.5%	11.6%
% of FP17s for the same patient ID Re-attending within 3 months - Adults	86	1,146	7.5%	15.2%	16.5%	15.5%
% of FP17s for the same patient ID Re-attending between 3 & 9 months - Children	347	739	47.0%	48.8%	48.5%	58.8%
% of FP17s for the same patient ID Re-attending between 3 & 9 months - Adults	363	1,146	31.7%	38.8%	39.1%	51.1%
% of FP17s for Band 1 Urgent Courses	83	1,388	6.0%	10.1%	10.6%	9.0%
% of FP17s Relating to Free Repair or Replacements	5	1,388	0.4%	0.6%	0.5%	0.8%
% of FP17s Relating to Continuations	9	1,388	0.6%	0.8%	0.7%	0.9%
% of Patients satisfied with the dentistry they have received	0	0	N/A	91.6%	90.5%	93.3%
% of Patients satisfied with the time they had to wait for an appointment	0	0	N/A	87.5%	85.1%	88.9%

* This is based on patients treated on this contract for their most recent course of treatment. Figures in italics indicate the base number of FP17s or Patient Questionnaire responses are less than 100. N/A is shown where the base number of responses is less than 10 during the period. % is calculated as Quantity/Base number*100

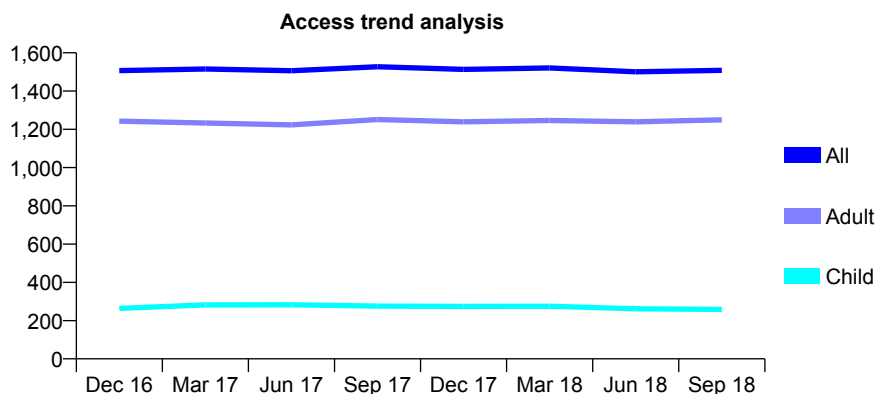
Q63 - Vital Signs At a Glance Contract Report for 330361/0001 - September 2018

Name or company name	MRS RH PATEL
Contract type name	GDS Contract
Purpose of contract	General
Contract start date	01/04/2006
Contract end date	

18/19 Contracted general activity (UDA)	4,100
Carry forward general activity (UDA)	150
18/19 Contracted orthodontic activity (UOA)	0
Carry forward orthodontic activity (UOA)	0
Baseline contract value	£109,346.62

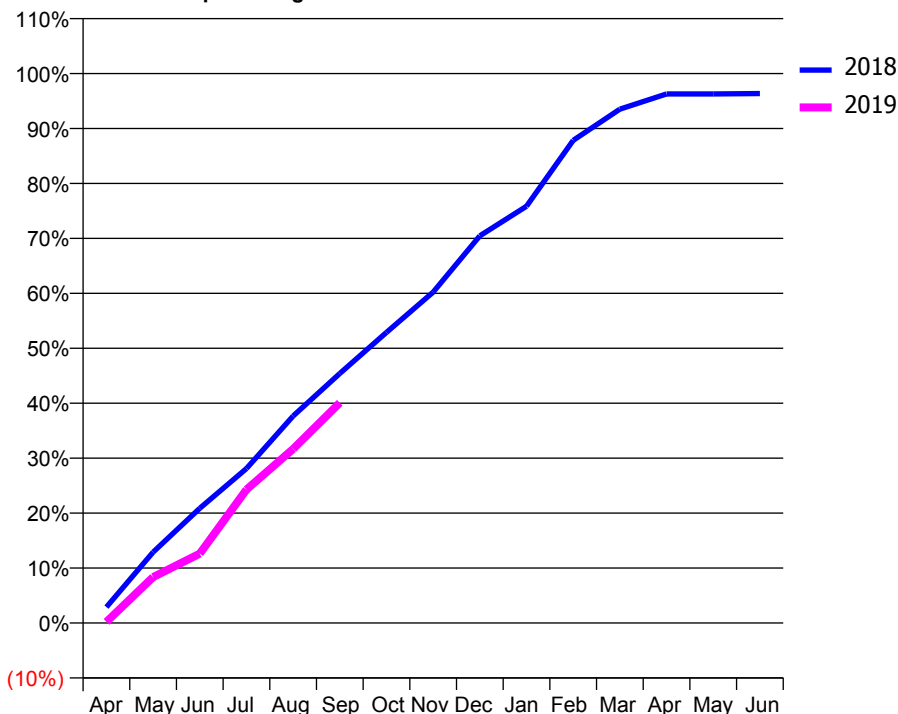
ACCESS*

Patients seen in 24 months	Total	Change since previous quarter
Quarter ending September 2017	1,527	
Quarter ending December 2017	1,513	→
Quarter ending March 2018	1,521	→
Quarter ending June 2018	1,501	↓
Quarter ending September 2018	1,508	→
Variance since September 2017	(1.2%)	↓



ACTIVITY

Cumulative percentage of contracted UDA delivered 2018 & 2019



Adjusted Scheduled Activity (UDA)

Month	2018	2019
April	119	9
May	529	343
June	857	518
July	1,153	995
August	1,545	1,299
September	1,862	1,644
October	2,168	
November	2,469	
December	2,889	
January	3,110	
February	3,601	
March	3,834	
April	3,947	
May	3,947	
June	3,950	

QUALITY

	Quantity	Base Number	Contract	AT	Region	England
% of FP17s for the same patient ID Re-attending within 3 months - Children	3	184	1.6%	9.9%	11.5%	11.6%
% of FP17s for the same patient ID Re-attending within 3 months - Adults	74	850	8.7%	15.2%	16.5%	15.5%
% of FP17s for the same patient ID Re-attending between 3 & 9 months - Children	138	184	75.0%	48.8%	48.5%	58.8%
% of FP17s for the same patient ID Re-attending between 3 & 9 months - Adults	502	850	59.1%	38.8%	39.1%	51.1%
% of FP17s for Band 1 Urgent Courses	88	954	9.2%	10.1%	10.6%	9.0%
% of FP17s Relating to Free Repair or Replacements	0	954	0.0%	0.6%	0.5%	0.8%
% of FP17s Relating to Continuations	0	954	0.0%	0.8%	0.7%	0.9%
% of Patients satisfied with the dentistry they have received	0	0	N/A	91.6%	90.5%	93.3%
% of Patients satisfied with the time they had to wait for an appointment	0	0	N/A	87.5%	85.1%	88.9%

* This is based on patients treated on this contract for their most recent course of treatment. Figures in italics indicate the base number of FP17s or Patient Questionnaire responses are less than 100. N/A is shown where the base number of responses is less than 10 during the period. % is calculated as Quantity/Base number*100

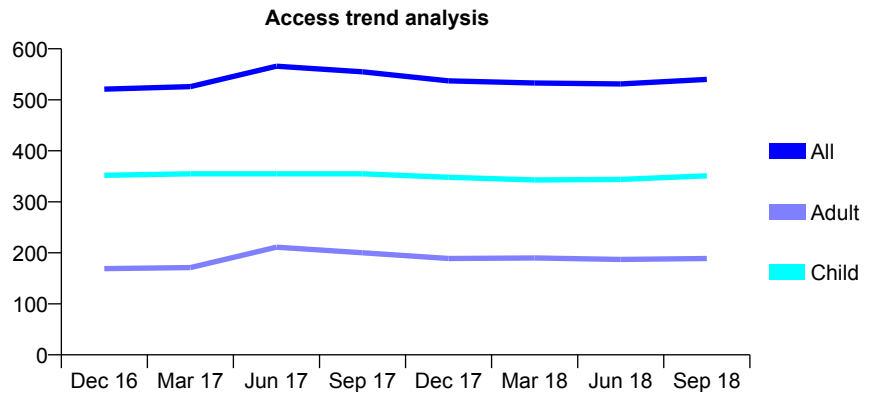
Q63 - Vital Signs At a Glance Contract Report for 331228/0001 - September 2018

Name or company name	MR S PATEL
Contract type name	GDS Contract
Purpose of contract	General
Contract start date	01/04/2006
Contract end date	

18/19 Contracted general activity (UDA)	1,155
Carry forward general activity (UDA)	32
18/19 Contracted orthodontic activity (UOA)	0
Carry forward orthodontic activity (UOA)	0
Baseline contract value	£29,585.83

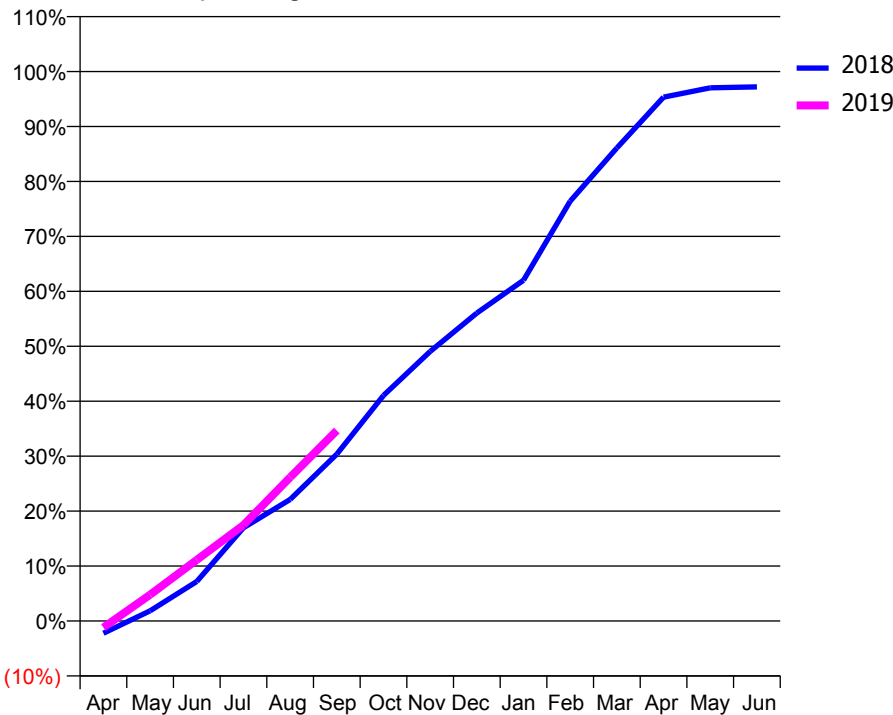
ACCESS*

Patients seen in 24 months	Total	Change since previous quarter
Quarter ending September 2017	555	
Quarter ending December 2017	537	↓
Quarter ending March 2018	533	→
Quarter ending June 2018	531	→
Quarter ending September 2018	540	→
Variance since September 2017	(2.7%)	↓



ACTIVITY

Cumulative percentage of contracted UDA delivered 2018 & 2019



Adjusted Scheduled Activity (UDA)		
Month	2018	2019
April	-26	-14
May	21	55
June	83	128
July	196	202
August	255	302
September	351	400
October	474	
November	567	
December	647	
January	716	
February	883	
March	994	
April	1,101	
May	1,121	
June	1,123	

QUALITY

	Quantity	Base Number	Contract	AT	Region	England
% of FP17s for the same patient ID Re-attending within 3 months - Children	16	229	7.0%	9.9%	11.5%	11.6%
% of FP17s for the same patient ID Re-attending within 3 months - Adults	14	68	20.6%	15.2%	16.5%	15.5%
% of FP17s for the same patient ID Re-attending between 3 & 9 months - Children	97	229	42.4%	48.8%	48.5%	58.8%
% of FP17s for the same patient ID Re-attending between 3 & 9 months - Adults	26	68	38.2%	38.8%	39.1%	51.1%
% of FP17s for Band 1 Urgent Courses	7	224	3.1%	10.1%	10.6%	9.0%
% of FP17s Relating to Free Repair or Replacements	1	224	0.4%	0.6%	0.5%	0.8%
% of FP17s Relating to Continuations	1	224	0.4%	0.8%	0.7%	0.9%
% of Patients satisfied with the dentistry they have received	1	1	N/A	91.6%	90.5%	93.3%
% of Patients satisfied with the time they had to wait for an appointment	1	1	N/A	87.5%	85.1%	88.9%

* This is based on patients treated on this contract for their most recent course of treatment. Figures in italics indicate the base number of FP17s or Patient Questionnaire responses are less than 100. N/A is shown where the base number of responses is less than 10 during the period. % is calculated as Quantity/Base number*100

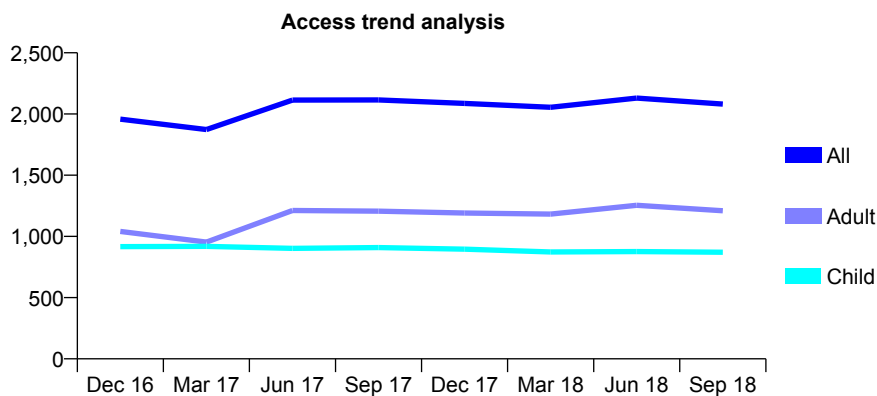
Q63 - Vital Signs At a Glance Contract Report for 331228/0002 - September 2018

Name or company name	MR S PATEL
Contract type name	GDS Contract
Purpose of contract	General
Contract start date	01/04/2006
Contract end date	

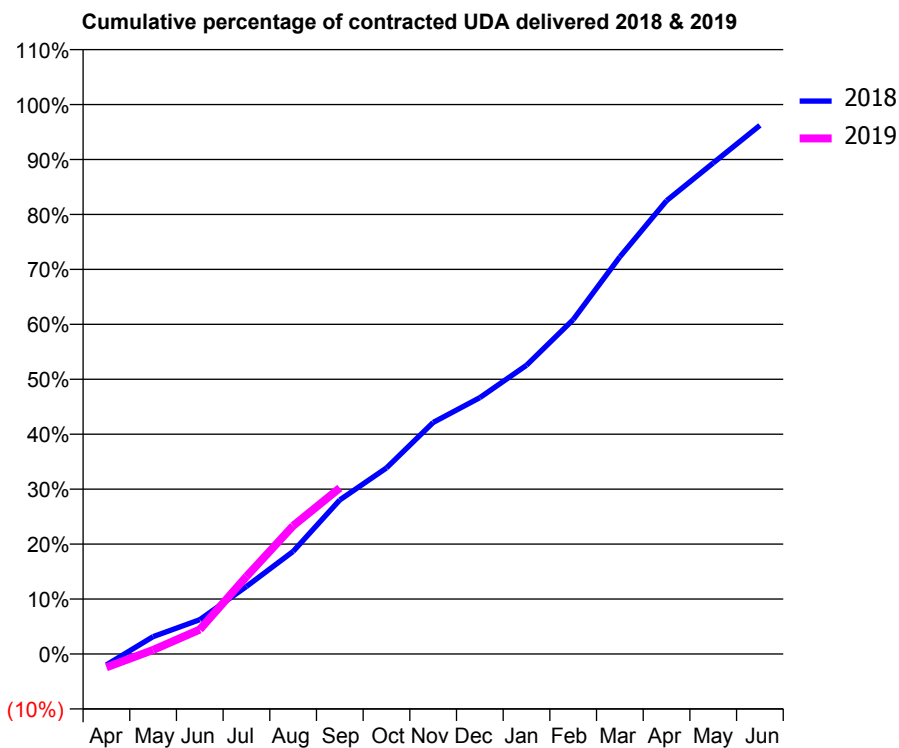
18/19 Contracted general activity (UDA)	5,250
Carry forward general activity (UDA)	200
18/19 Contracted orthodontic activity (UOA)	0
Carry forward orthodontic activity (UOA)	0
Baseline contract value	£124,412.65

ACCESS*

Patients seen in 24 months	Total	Change since previous quarter
Quarter ending September 2017	2,115	
Quarter ending December 2017	2,087	↓
Quarter ending March 2018	2,055	↓
Quarter ending June 2018	2,130	↑
Quarter ending September 2018	2,081	↓
Variance since September 2017	(1.6%)	↓



ACTIVITY



Adjusted Scheduled Activity (UDA)		
Month	2018	2019
April	-106	-129
May	166	38
June	328	234
July	645	741
August	980	1,224
September	1,472	1,586
October	1,778	
November	2,212	
December	2,450	
January	2,758	
February	3,194	
March	3,795	
April	4,331	
May	4,691	
June	5,050	

QUALITY

	Quantity	Base Number	Contract	AT	Region	England
% of FP17s for the same patient ID Re-attending within 3 months - Children	45	597	7.5%	9.9%	11.5%	11.6%
% of FP17s for the same patient ID Re-attending within 3 months - Adults	112	821	13.6%	15.2%	16.5%	15.5%
% of FP17s for the same patient ID Re-attending between 3 & 9 months - Children	307	597	51.4%	48.8%	48.5%	58.8%
% of FP17s for the same patient ID Re-attending between 3 & 9 months - Adults	235	821	28.6%	38.8%	39.1%	51.1%
% of FP17s for Band 1 Urgent Courses	91	869	10.5%	10.1%	10.6%	9.0%
% of FP17s Relating to Free Repair or Replacements	3	869	0.3%	0.6%	0.5%	0.8%
% of FP17s Relating to Continuations	0	869	0.0%	0.8%	0.7%	0.9%
% of Patients satisfied with the dentistry they have received	0	0	N/A	91.6%	90.5%	93.3%
% of Patients satisfied with the time they had to wait for an appointment	0	0	N/A	87.5%	85.1%	88.9%

* This is based on patients treated on this contract for their most recent course of treatment. Figures in italics indicate the base number of FP17s or Patient Questionnaire responses are less than 100. N/A is shown where the base number of responses is less than 10 during the period. % is calculated as Quantity/Base number*100

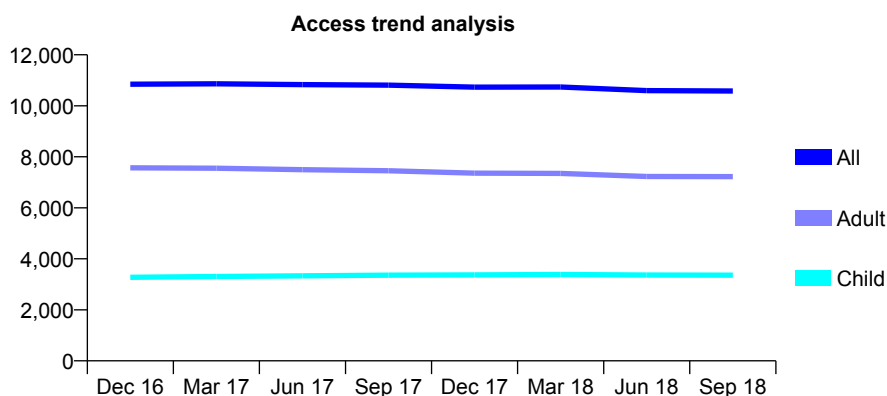
Q63 - Vital Signs At a Glance Contract Report for 331732/0001 - September 2018

Name or company name	MR M HATIMI
Contract type name	GDS Contract
Purpose of contract	General
Contract start date	01/04/2006
Contract end date	

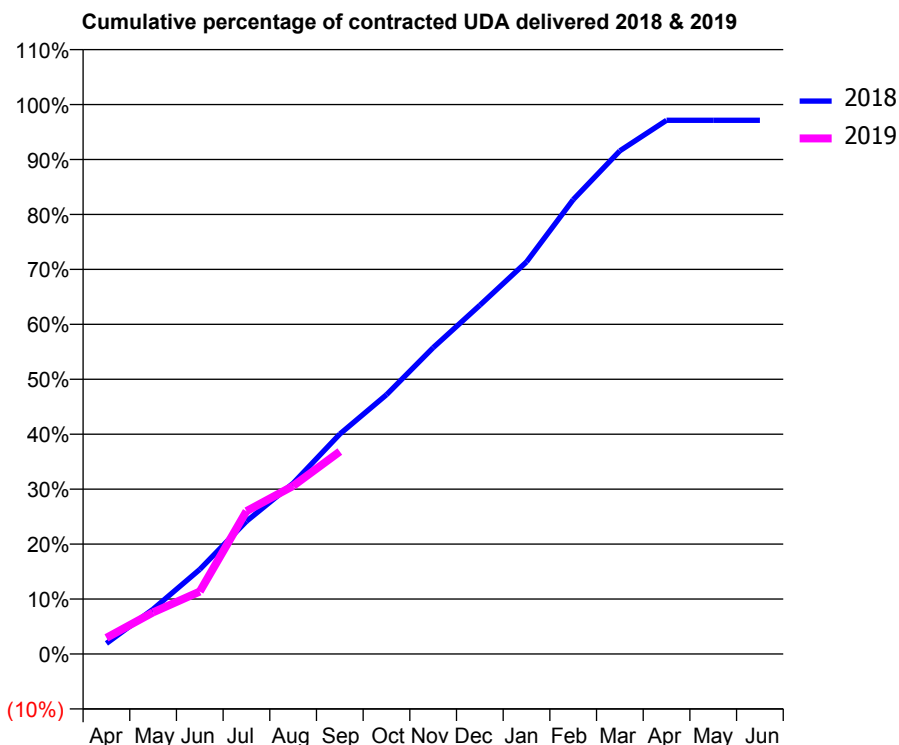
18/19 Contracted general activity (UDA)	30,000
Carry forward general activity (UDA)	253
18/19 Contracted orthodontic activity (UOA)	0
Carry forward orthodontic activity (UOA)	0
Baseline contract value	£824,894.22

ACCESS*

Patients seen in 24 months	Total	Change since previous quarter
Quarter ending September 2017	10,813	
Quarter ending December 2017	10,733	→
Quarter ending March 2018	10,735	→
Quarter ending June 2018	10,594	↓
Quarter ending September 2018	10,580	→
Variance since September 2017	(2.2%)	↓



ACTIVITY



Month	Adjusted Scheduled Activity (UDA)	
	2018	2019
April	582	884
May	2,451	2,272
June	4,621	3,410
July	7,247	7,803
August	9,321	9,176
September	12,007	11,056
October	14,153	
November	16,725	
December	19,043	
January	21,406	
February	24,807	
March	27,468	
April	29,139	
May	29,137	
June	29,137	

QUALITY

	Quantity	Base Number	Contract	AT	Region	England
% of FP17s for the same patient ID Re-attending within 3 months - Children	126	1,954	6.4%	9.9%	11.5%	11.6%
% of FP17s for the same patient ID Re-attending within 3 months - Adults	583	3,635	16.0%	15.2%	16.5%	15.5%
% of FP17s for the same patient ID Re-attending between 3 & 9 months - Children	1,012	1,954	51.8%	48.8%	48.5%	58.8%
% of FP17s for the same patient ID Re-attending between 3 & 9 months - Adults	1,318	3,635	36.3%	38.8%	39.1%	51.1%
% of FP17s for Band 1 Urgent Courses	811	5,078	16.0%	10.1%	10.6%	9.0%
% of FP17s Relating to Free Repair or Replacements	21	5,078	0.4%	0.6%	0.5%	0.8%
% of FP17s Relating to Continuations	15	5,078	0.3%	0.8%	0.7%	0.9%
% of Patients satisfied with the dentistry they have received	0	1	N/A	91.6%	90.5%	93.3%
% of Patients satisfied with the time they had to wait for an appointment	1	1	N/A	87.5%	85.1%	88.9%

* This is based on patients treated on this contract for their most recent course of treatment. Figures in italics indicate the base number of FP17s or Patient Questionnaire responses are less than 100. N/A is shown where the base number of responses is less than 10 during the period. % is calculated as Quantity/Base number*100

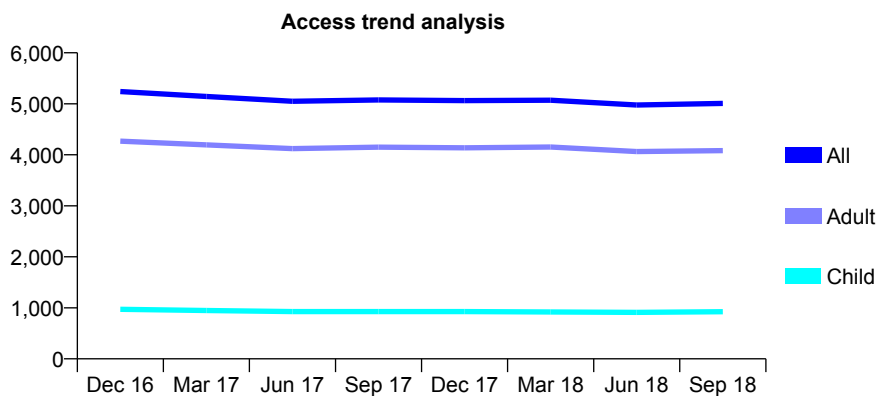
Q63 - Vital Signs At a Glance Contract Report for 332577/0001 - September 2018

Name or company name	MRS P DJAN
Contract type name	GDS Contract
Purpose of contract	General
Contract start date	01/04/2006
Contract end date	

18/19 Contracted general activity (UDA)	21,167
Carry forward general activity (UDA)	0
18/19 Contracted orthodontic activity (UOA)	0
Carry forward orthodontic activity (UOA)	0
Baseline contract value	£739,186.47

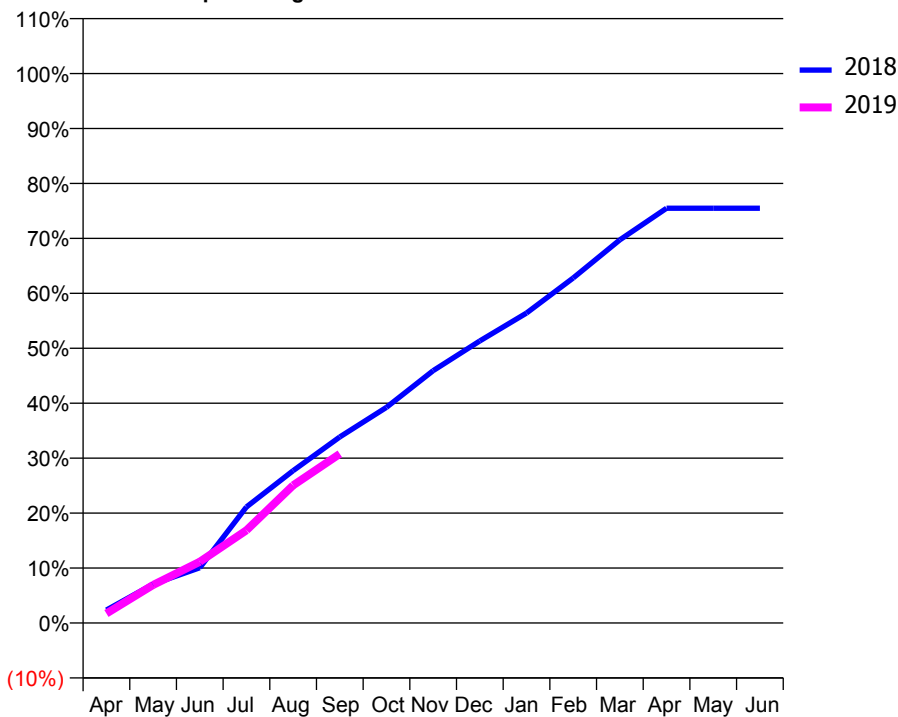
ACCESS*

Patients seen in 24 months	Total	Change since previous quarter
Quarter ending September 2017	5,076	
Quarter ending December 2017	5,064	→
Quarter ending March 2018	5,070	→
Quarter ending June 2018	4,976	↓
Quarter ending September 2018	5,008	→
Variance since September 2017	(1.3%)	↓



ACTIVITY

Cumulative percentage of contracted UDA delivered 2018 & 2019



Month	Adjusted Scheduled Activity (UDA)	
	2018	2019
April	501	367
May	1,498	1,468
June	2,131	2,360
July	4,470	3,574
August	5,868	5,303
September	7,167	6,518
October	8,309	
November	9,719	
December	10,866	
January	11,938	
February	13,293	
March	14,758	
April	15,979	
May	15,979	
June	15,979	

QUALITY

	Quantity	Base Number	Contract	AT	Region	England
% of FP17s for the same patient ID Re-attending within 3 months - Children	27	627	4.3%	9.9%	11.5%	11.6%
% of FP17s for the same patient ID Re-attending within 3 months - Adults	373	2,572	14.5%	15.2%	16.5%	15.5%
% of FP17s for the same patient ID Re-attending between 3 & 9 months - Children	330	627	52.6%	48.8%	48.5%	58.8%
% of FP17s for the same patient ID Re-attending between 3 & 9 months - Adults	1,301	2,572	50.6%	38.8%	39.1%	51.1%
% of FP17s for Band 1 Urgent Courses	275	2,871	9.6%	10.1%	10.6%	9.0%
% of FP17s Relating to Free Repair or Replacements	40	2,871	1.4%	0.6%	0.5%	0.8%
% of FP17s Relating to Continuations	2	2,871	0.1%	0.8%	0.7%	0.9%
% of Patients satisfied with the dentistry they have received	3	3	N/A	91.6%	90.5%	93.3%
% of Patients satisfied with the time they had to wait for an appointment	3	3	N/A	87.5%	85.1%	88.9%

* This is based on patients treated on this contract for their most recent course of treatment. Figures in italics indicate the base number of FP17s or Patient Questionnaire responses are less than 100. N/A is shown where the base number of responses is less than 10 during the period. % is calculated as Quantity/Base number*100

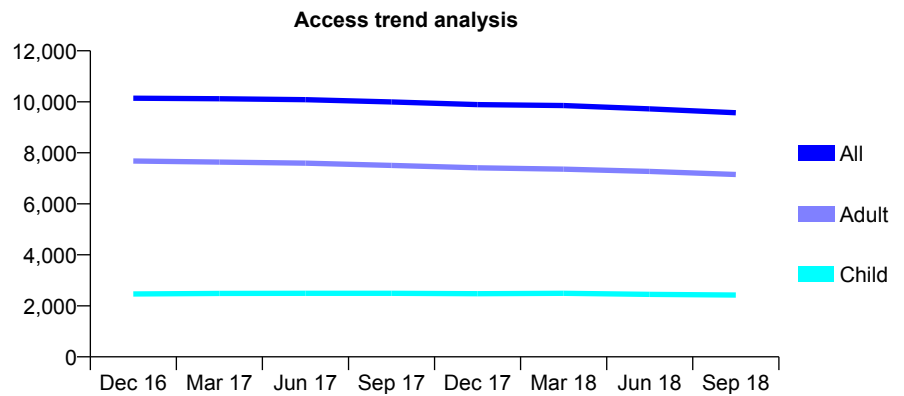
Q63 - Vital Signs At a Glance Contract Report for 333182/0001 - September 2018

Name or company name	MR K TSE
Contract type name	GDS Contract
Purpose of contract	General
Contract start date	01/04/2006
Contract end date	

18/19 Contracted general activity (UDA)	26,383
Carry forward general activity (UDA)	-439
18/19 Contracted orthodontic activity (UOA)	0
Carry forward orthodontic activity (UOA)	0
Baseline contract value	£696,353.76

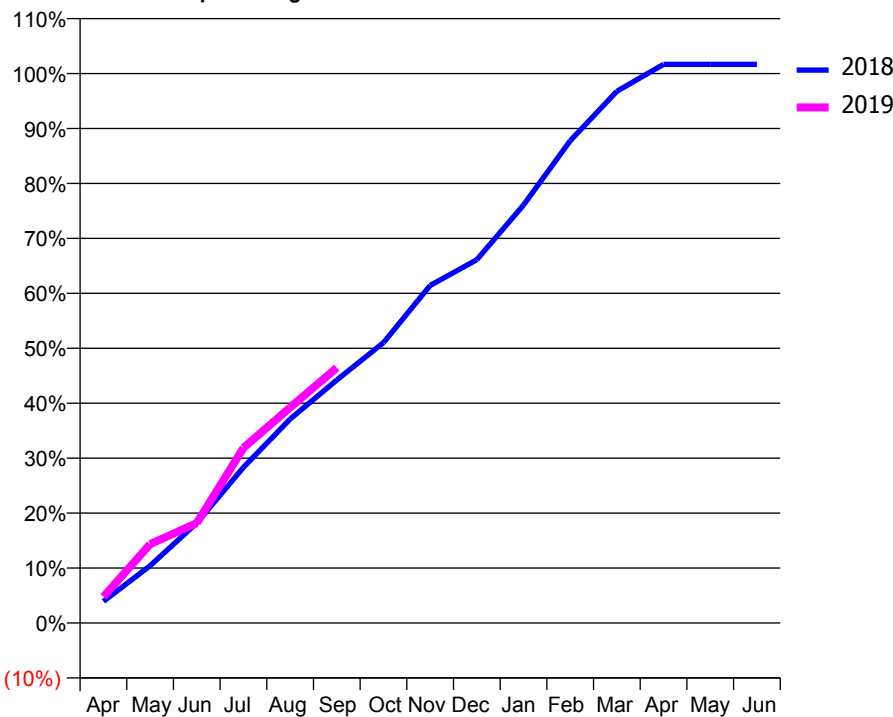
ACCESS*

Patients seen in 24 months	Total	Change since previous quarter
Quarter ending September 2017	9,995	
Quarter ending December 2017	9,888	↓
Quarter ending March 2018	9,853	→
Quarter ending June 2018	9,724	↓
Quarter ending September 2018	9,572	↓
Variance since September 2017	(4.2%)	↓



ACTIVITY

Cumulative percentage of contracted UDA delivered 2018 & 2019



Adjusted Scheduled Activity (UDA)		
Month	2018	2019
April	1,043	1,255
May	2,747	3,790
June	4,808	4,796
July	7,473	8,408
August	9,795	10,351
September	11,670	12,258
October	13,461	
November	16,210	
December	17,440	
January	20,066	
February	23,156	
March	25,531	
April	26,825	
May	26,823	
June	26,822	

QUALITY

	Quantity	Base Number	Contract	AT	Region	England
% of FP17s for the same patient ID Re-attending within 3 months - Children	151	2,060	7.3%	9.9%	11.5%	11.6%
% of FP17s for the same patient ID Re-attending within 3 months - Adults	594	5,159	11.5%	15.2%	16.5%	15.5%
% of FP17s for the same patient ID Re-attending between 3 & 9 months - Children	1,475	2,060	71.6%	48.8%	48.5%	58.8%
% of FP17s for the same patient ID Re-attending between 3 & 9 months - Adults	3,086	5,159	59.8%	38.8%	39.1%	51.1%
% of FP17s for Band 1 Urgent Courses	246	6,637	3.7%	10.1%	10.6%	9.0%
% of FP17s Relating to Free Repair or Replacements	66	6,637	1.0%	0.6%	0.5%	0.8%
% of FP17s Relating to Continuations	56	6,637	0.8%	0.8%	0.7%	0.9%
% of Patients satisfied with the dentistry they have received	4	4	N/A	91.6%	90.5%	93.3%
% of Patients satisfied with the time they had to wait for an appointment	4	4	N/A	87.5%	85.1%	88.9%

* This is based on patients treated on this contract for their most recent course of treatment. Figures in italics indicate the base number of FP17s or Patient Questionnaire responses are less than 100. N/A is shown where the base number of responses is less than 10 during the period. % is calculated as Quantity/Base number*100

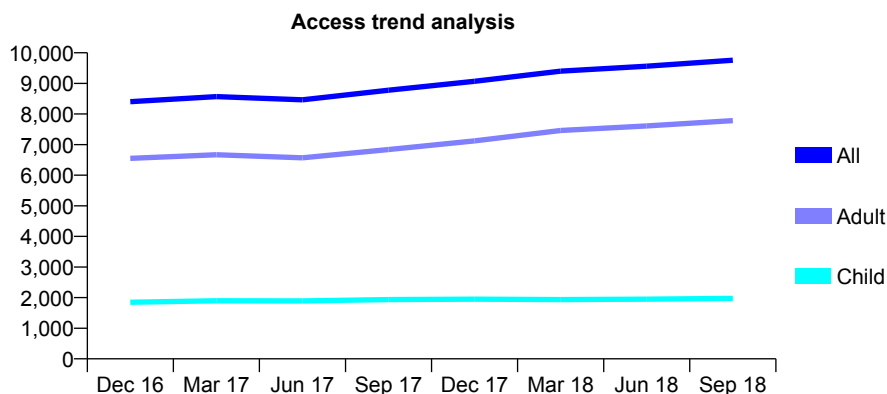
Q63 - Vital Signs At a Glance Contract Report for 334626/0001 - September 2018

Name or company name	MR KS CHANDRAN
Contract type name	GDS Contract
Purpose of contract	General
Contract start date	01/04/2009
Contract end date	

18/19 Contracted general activity (UDA)	29,500
Carry forward general activity (UDA)	958
18/19 Contracted orthodontic activity (UOA)	0
Carry forward orthodontic activity (UOA)	0
Baseline contract value	£858,607.23

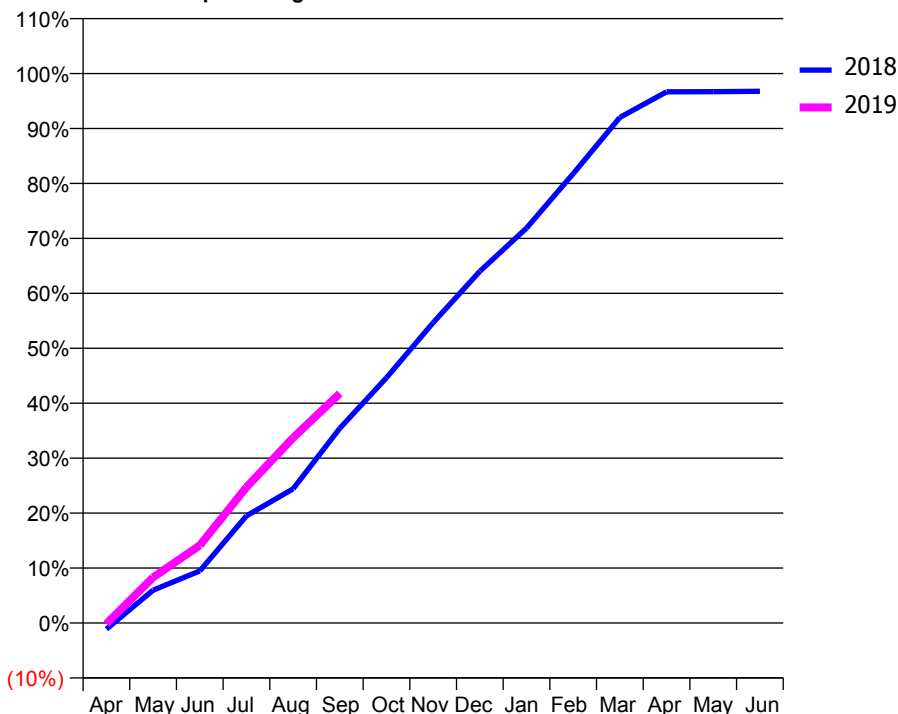
ACCESS*

Patients seen in 24 months	Total	Change since previous quarter
Quarter ending September 2017	8,776	
Quarter ending December 2017	9,070	↑
Quarter ending March 2018	9,400	↑
Quarter ending June 2018	9,561	→
Quarter ending September 2018	9,757	↑
Variance since September 2017	11.2%	↑



ACTIVITY

Cumulative percentage of contracted UDA delivered 2018 & 2019



Month	Adjusted Scheduled Activity (UDA)	
	2018	2019
April	-334	-46
May	1,768	2,454
June	2,794	4,168
July	5,752	7,293
August	7,203	9,946
September	10,457	12,326
October	13,168	
November	16,125	
December	18,878	
January	21,199	
February	24,118	
March	27,141	
April	28,520	
May	28,525	
June	28,542	

QUALITY

	Quantity	Base Number	Contract	AT	Region	England
% of FP17s for the same patient ID Re-attending within 3 months - Children	77	995	7.7%	9.9%	11.5%	11.6%
% of FP17s for the same patient ID Re-attending within 3 months - Adults	484	3,603	13.4%	15.2%	16.5%	15.5%
% of FP17s for the same patient ID Re-attending between 3 & 9 months - Children	377	995	37.9%	48.8%	48.5%	58.8%
% of FP17s for the same patient ID Re-attending between 3 & 9 months - Adults	909	3,603	25.2%	38.8%	39.1%	51.1%
% of FP17s for Band 1 Urgent Courses	619	4,253	14.6%	10.1%	10.6%	9.0%
% of FP17s Relating to Free Repair or Replacements	45	4,253	1.1%	0.6%	0.5%	0.8%
% of FP17s Relating to Continuations	18	4,253	0.4%	0.8%	0.7%	0.9%
% of Patients satisfied with the dentistry they have received	4	5	N/A	91.6%	90.5%	93.3%
% of Patients satisfied with the time they had to wait for an appointment	5	5	N/A	87.5%	85.1%	88.9%

* This is based on patients treated on this contract for their most recent course of treatment. Figures in italics indicate the base number of FP17s or Patient Questionnaire responses are less than 100. N/A is shown where the base number of responses is less than 10 during the period. % is calculated as Quantity/Base number*100

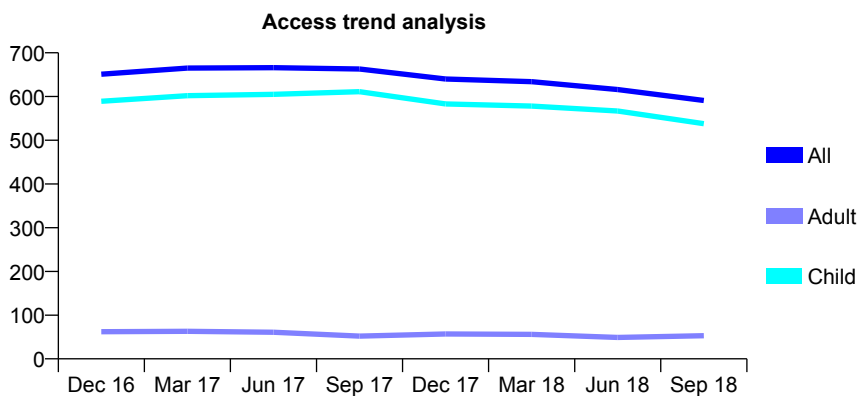
Q63 - Vital Signs At a Glance Contract Report for 335223/0001 - September 2018

Name or company name	MISS LJ LYNCH
Contract type name	GDS Contract
Purpose of contract	General
Contract start date	01/04/2006
Contract end date	

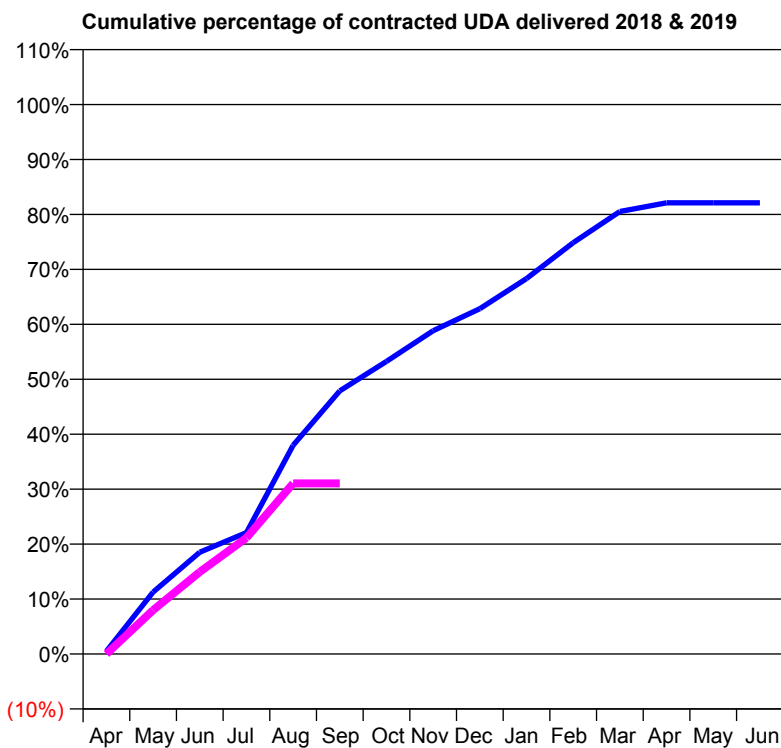
18/19 Contracted general activity (UDA)	950
Carry forward general activity (UDA)	0
18/19 Contracted orthodontic activity (UOA)	0
Carry forward orthodontic activity (UOA)	0
Baseline contract value	£21,210.54

ACCESS*

Patients seen in 24 months	Total	Change since previous quarter
Quarter ending September 2017	663	
Quarter ending December 2017	640	↓
Quarter ending March 2018	634	→
Quarter ending June 2018	616	↓
Quarter ending September 2018	591	↓
Variance since September 2017	(10.9%)	↓



ACTIVITY



Adjusted Scheduled Activity (UDA)		
Month	2018	2019
April	5	0
May	107	76
June	176	142
July	210	201
August	361	295
September	455	295
October	506	
November	559	
December	597	
January	649	
February	711	
March	765	
April	780	
May	780	
June	780	

QUALITY

	Quantity	Base Number	Contract	AT	Region	England
% of FP17s for the same patient ID Re-attending within 3 months - Children	11	213	5.2%	9.9%	11.5%	11.6%
% of FP17s for the same patient ID Re-attending within 3 months - Adults	2	11	18.2%	15.2%	16.5%	15.5%
% of FP17s for the same patient ID Re-attending between 3 & 9 months - Children	28	213	13.1%	48.8%	48.5%	58.8%
% of FP17s for the same patient ID Re-attending between 3 & 9 months - Adults	2	11	18.2%	38.8%	39.1%	51.1%
% of FP17s for Band 1 Urgent Courses	0	211	0.0%	10.1%	10.6%	9.0%
% of FP17s Relating to Free Repair or Replacements	0	211	0.0%	0.6%	0.5%	0.8%
% of FP17s Relating to Continuations	0	211	0.0%	0.8%	0.7%	0.9%
% of Patients satisfied with the dentistry they have received	0	0	N/A	91.6%	90.5%	93.3%
% of Patients satisfied with the time they had to wait for an appointment	0	0	N/A	87.5%	85.1%	88.9%

* This is based on patients treated on this contract for their most recent course of treatment. Figures in italics indicate the base number of FP17s or Patient Questionnaire responses are less than 100. N/A is shown where the base number of responses is less than 10 during the period. % is calculated as Quantity/Base number*100

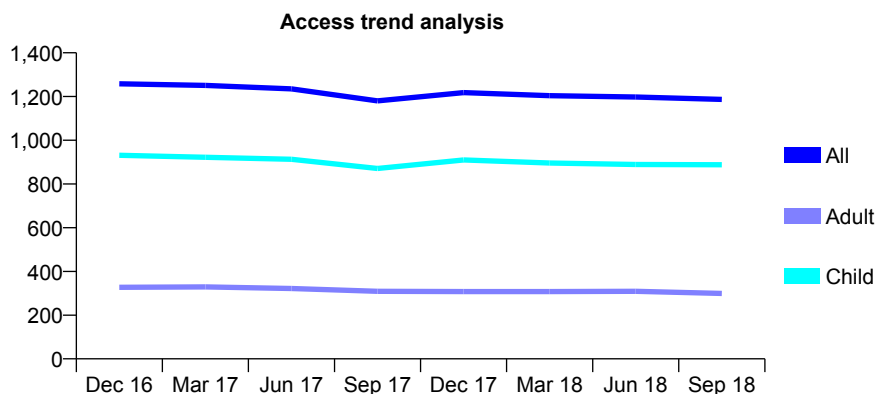
Q63 - Vital Signs At a Glance Contract Report for 335282/0001 - September 2018

Name or company name	MR SB PATEL
Contract type name	GDS Contract
Purpose of contract	General
Contract start date	01/06/2008
Contract end date	

18/19 Contracted general activity (UDA)	2,750
Carry forward general activity (UDA)	0
18/19 Contracted orthodontic activity (UOA)	0
Carry forward orthodontic activity (UOA)	0
Baseline contract value	£58,770.37

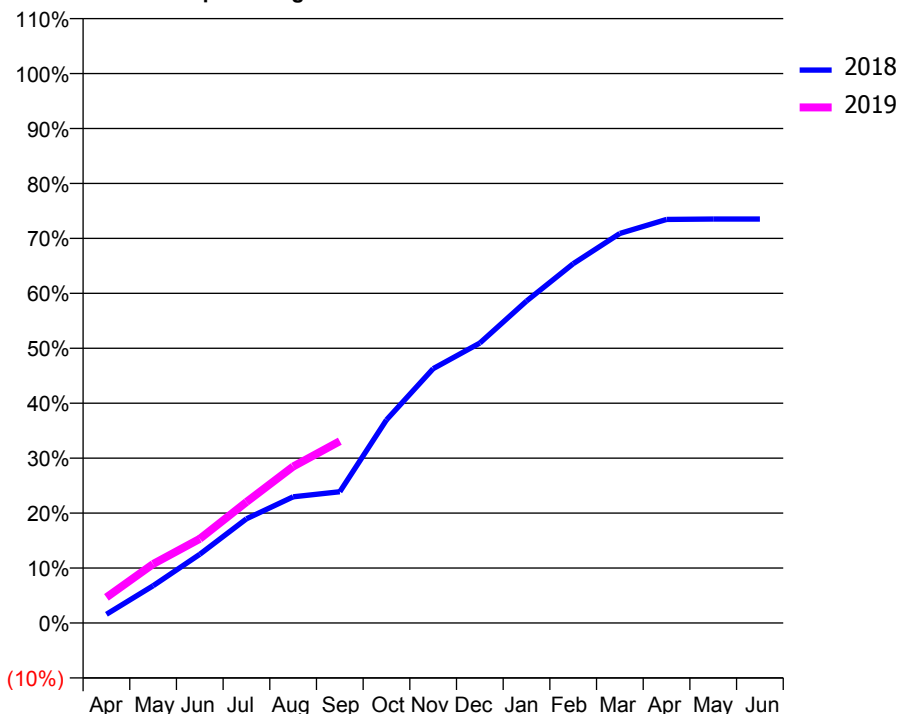
ACCESS*

Patients seen in 24 months	Total	Change since previous quarter
Quarter ending September 2017	1,180	
Quarter ending December 2017	1,218	↑
Quarter ending March 2018	1,204	↓
Quarter ending June 2018	1,198	→
Quarter ending September 2018	1,187	→
Variance since September 2017	0.6%	→



ACTIVITY

Cumulative percentage of contracted UDA delivered 2018 & 2019



Adjusted Scheduled Activity (UDA)

Month	2018	2019
April	44	128
May	186	295
June	344	422
July	521	606
August	632	783
September	657	910
October	1,016	
November	1,273	
December	1,401	
January	1,611	
February	1,798	
March	1,950	
April	2,020	
May	2,022	
June	2,022	

QUALITY

	Quantity	Base Number	Contract	AT	Region	England
% of FP17s for the same patient ID Re-attending within 3 months - Children	29	644	4.5%	9.9%	11.5%	11.6%
% of FP17s for the same patient ID Re-attending within 3 months - Adults	5	107	4.7%	15.2%	16.5%	15.5%
% of FP17s for the same patient ID Re-attending between 3 & 9 months - Children	394	644	61.2%	48.8%	48.5%	58.8%
% of FP17s for the same patient ID Re-attending between 3 & 9 months - Adults	50	107	46.7%	38.8%	39.1%	51.1%
% of FP17s for Band 1 Urgent Courses	19	701	2.7%	10.1%	10.6%	9.0%
% of FP17s Relating to Free Repair or Replacements	0	701	0.0%	0.6%	0.5%	0.8%
% of FP17s Relating to Continuations	0	701	0.0%	0.8%	0.7%	0.9%
% of Patients satisfied with the dentistry they have received	0	0	N/A	91.6%	90.5%	93.3%
% of Patients satisfied with the time they had to wait for an appointment	0	0	N/A	87.5%	85.1%	88.9%

* This is based on patients treated on this contract for their most recent course of treatment. Figures in italics indicate the base number of FP17s or Patient Questionnaire responses are less than 100. N/A is shown where the base number of responses is less than 10 during the period. % is calculated as Quantity/Base number*100

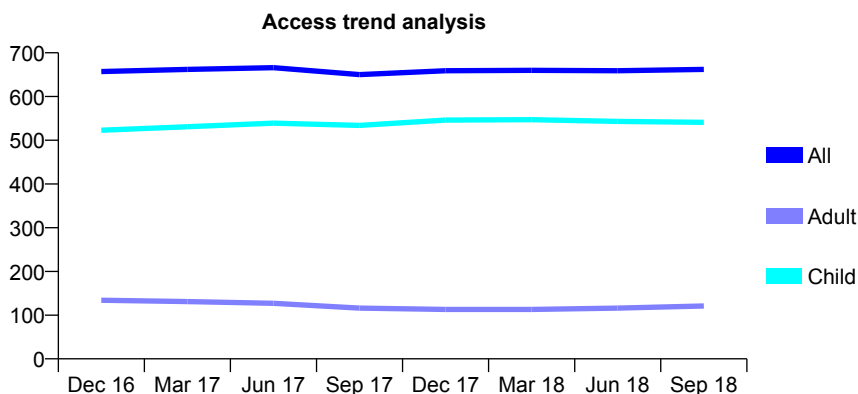
Q63 - Vital Signs At a Glance Contract Report for 336866/0001 - September 2018

Name or company name	MR MP O'BRIEN
Contract type name	GDS Contract
Purpose of contract	General
Contract start date	01/04/2006
Contract end date	

18/19 Contracted general activity (UDA)	1,235
Carry forward general activity (UDA)	0
18/19 Contracted orthodontic activity (UOA)	0
Carry forward orthodontic activity (UOA)	0
Baseline contract value	£27,073.74

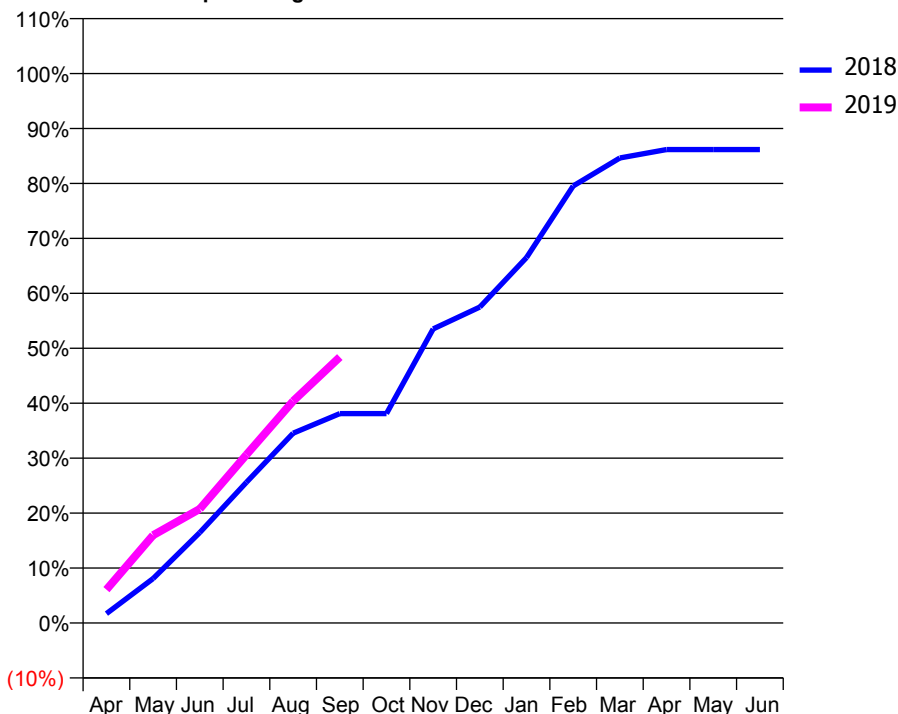
ACCESS*

Patients seen in 24 months	Total	Change since previous quarter
Quarter ending September 2017	650	
Quarter ending December 2017	659	→
Quarter ending March 2018	660	→
Quarter ending June 2018	659	→
Quarter ending September 2018	662	→
Variance since September 2017	1.8%	→



ACTIVITY

Cumulative percentage of contracted UDA delivered 2018 & 2019



Adjusted Scheduled Activity (UDA)		
Month	2018	2019
April	21	75
May	100	197
June	203	256
July	316	378
August	427	499
September	471	598
October	471	
November	661	
December	710	
January	821	
February	982	
March	1,045	
April	1,064	
May	1,064	
June	1,064	

QUALITY

	Quantity	Base Number	Contract	AT	Region	England
% of FP17s for the same patient ID Re-attending within 3 months - Children	9	425	2.1%	9.9%	11.5%	11.6%
% of FP17s for the same patient ID Re-attending within 3 months - Adults	1	36	2.8%	15.2%	16.5%	15.5%
% of FP17s for the same patient ID Re-attending between 3 & 9 months - Children	309	425	72.7%	48.8%	48.5%	58.8%
% of FP17s for the same patient ID Re-attending between 3 & 9 months - Adults	21	36	58.3%	38.8%	39.1%	51.1%
% of FP17s for Band 1 Urgent Courses	4	447	0.9%	10.1%	10.6%	9.0%
% of FP17s Relating to Free Repair or Replacements	0	447	0.0%	0.6%	0.5%	0.8%
% of FP17s Relating to Continuations	0	447	0.0%	0.8%	0.7%	0.9%
% of Patients satisfied with the dentistry they have received	0	0	N/A	91.6%	90.5%	93.3%
% of Patients satisfied with the time they had to wait for an appointment	0	0	N/A	87.5%	85.1%	88.9%

* This is based on patients treated on this contract for their most recent course of treatment. Figures in italics indicate the base number of FP17s or Patient Questionnaire responses are less than 100. N/A is shown where the base number of responses is less than 10 during the period. % is calculated as Quantity/Base number*100

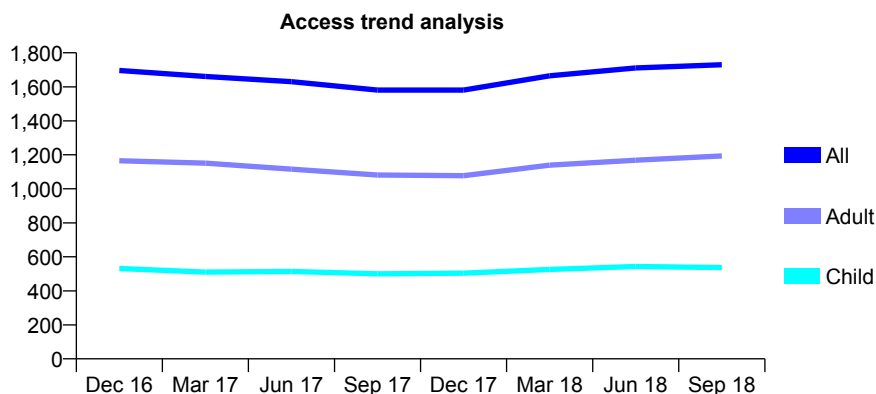
Q63 - Vital Signs At a Glance Contract Report for 337137/0001 - September 2018

Name or company name	MR G TSOLAKIDES
Contract type name	GDS Contract
Purpose of contract	General
Contract start date	01/04/2006
Contract end date	

18/19 Contracted general activity (UDA)	5,119
Carry forward general activity (UDA)	204
18/19 Contracted orthodontic activity (UOA)	0
Carry forward orthodontic activity (UOA)	0
Baseline contract value	£137,998.75

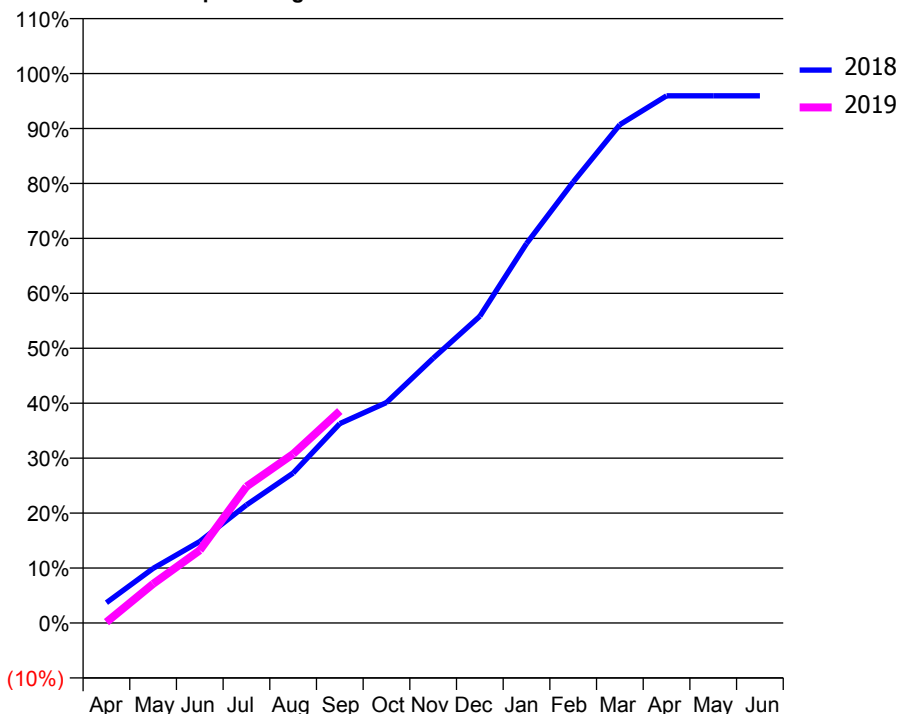
ACCESS*

Patients seen in 24 months	Total	Change since previous quarter
Quarter ending September 2017	1,581	
Quarter ending December 2017	1,581	→
Quarter ending March 2018	1,665	↑
Quarter ending June 2018	1,711	↑
Quarter ending September 2018	1,730	→
Variance since September 2017	9.4%	↑



ACTIVITY

Cumulative percentage of contracted UDA delivered 2018 & 2019



Adjusted Scheduled Activity (UDA)

Month	2018	2019
April	190	9
May	509	365
June	760	678
July	1,101	1,271
August	1,397	1,574
September	1,857	1,975
October	2,054	
November	2,466	
December	2,858	
January	3,535	
February	4,109	
March	4,642	
April	4,911	
May	4,911	
June	4,912	

QUALITY

	Quantity	Base Number	Contract	AT	Region	England
% of FP17s for the same patient ID Re-attending within 3 months - Children	23	361	6.4%	9.9%	11.5%	11.6%
% of FP17s for the same patient ID Re-attending within 3 months - Adults	65	611	10.6%	15.2%	16.5%	15.5%
% of FP17s for the same patient ID Re-attending between 3 & 9 months - Children	200	361	55.4%	48.8%	48.5%	58.8%
% of FP17s for the same patient ID Re-attending between 3 & 9 months - Adults	251	611	41.1%	38.8%	39.1%	51.1%
% of FP17s for Band 1 Urgent Courses	70	890	7.9%	10.1%	10.6%	9.0%
% of FP17s Relating to Free Repair or Replacements	0	890	0.0%	0.6%	0.5%	0.8%
% of FP17s Relating to Continuations	0	890	0.0%	0.8%	0.7%	0.9%
% of Patients satisfied with the dentistry they have received	0	0	N/A	91.6%	90.5%	93.3%
% of Patients satisfied with the time they had to wait for an appointment	0	0	N/A	87.5%	85.1%	88.9%

* This is based on patients treated on this contract for their most recent course of treatment. Figures in italics indicate the base number of FP17s or Patient Questionnaire responses are less than 100. N/A is shown where the base number of responses is less than 10 during the period. % is calculated as Quantity/Base number*100

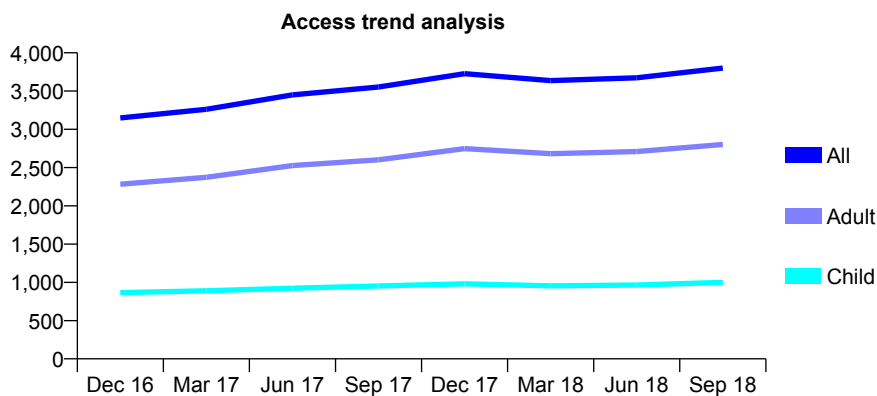
Q63 - Vital Signs At a Glance Contract Report for 337765/0002 - September 2018

Name or company name	MR SI YOUNG
Contract type name	GDS Contract
Purpose of contract	General
Contract start date	01/04/2006
Contract end date	

18/19 Contracted general activity (UDA)	10,500
Carry forward general activity (UDA)	54
18/19 Contracted orthodontic activity (UOA)	0
Carry forward orthodontic activity (UOA)	0
Baseline contract value	£262,106.11

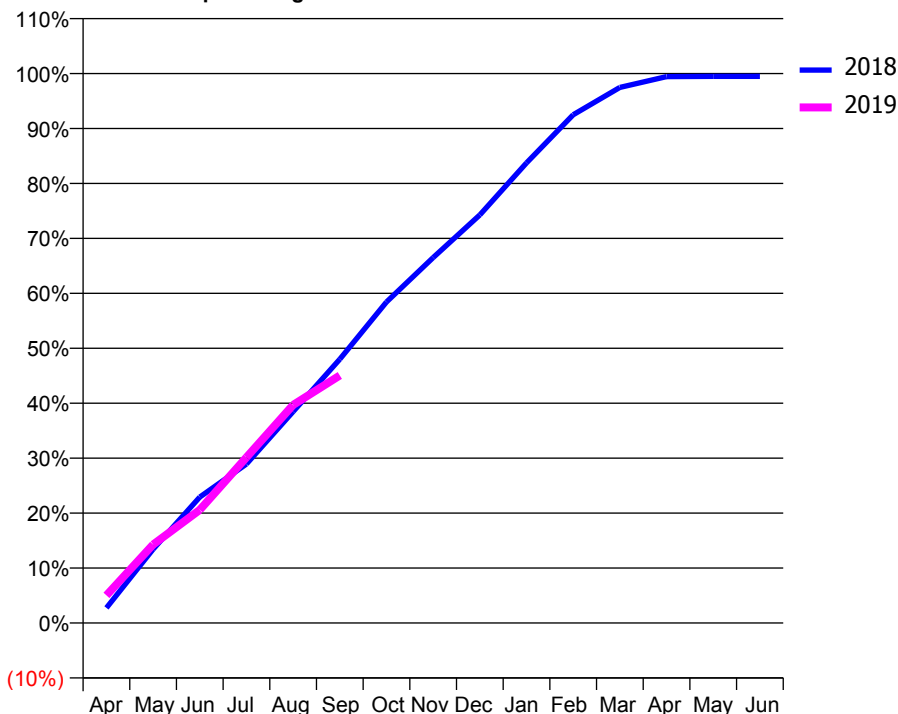
ACCESS*

Patients seen in 24 months	Total	Change since previous quarter
Quarter ending September 2017	3,553	
Quarter ending December 2017	3,728	↑
Quarter ending March 2018	3,636	↓
Quarter ending June 2018	3,674	→
Quarter ending September 2018	3,800	↑
Variance since September 2017	7.0%	↑



ACTIVITY

Cumulative percentage of contracted UDA delivered 2018 & 2019



Month	Adjusted Scheduled Activity (UDA)	
	2018	2019
April	290	528
May	1,410	1,500
June	2,407	2,163
July	3,038	3,166
August	4,041	4,168
September	5,042	4,730
October	6,135	
November	6,982	
December	7,798	
January	8,792	
February	9,713	
March	10,233	
April	10,442	
May	10,446	
June	10,446	

QUALITY

	Quantity	Base Number	Contract	AT	Region	England
% of FP17s for the same patient ID Re-attending within 3 months - Children	28	583	4.8%	9.9%	11.5%	11.6%
% of FP17s for the same patient ID Re-attending within 3 months - Adults	261	1,526	17.1%	15.2%	16.5%	15.5%
% of FP17s for the same patient ID Re-attending between 3 & 9 months - Children	253	583	43.4%	48.8%	48.5%	58.8%
% of FP17s for the same patient ID Re-attending between 3 & 9 months - Adults	496	1,526	32.5%	38.8%	39.1%	51.1%
% of FP17s for Band 1 Urgent Courses	299	1,994	15.0%	10.1%	10.6%	9.0%
% of FP17s Relating to Free Repair or Replacements	1	1,994	0.1%	0.6%	0.5%	0.8%
% of FP17s Relating to Continuations	17	1,994	0.9%	0.8%	0.7%	0.9%
% of Patients satisfied with the dentistry they have received	0	0	N/A	91.6%	90.5%	93.3%
% of Patients satisfied with the time they had to wait for an appointment	0	0	N/A	87.5%	85.1%	88.9%

* This is based on patients treated on this contract for their most recent course of treatment. Figures in italics indicate the base number of FP17s or Patient Questionnaire responses are less than 100. N/A is shown where the base number of responses is less than 10 during the period. % is calculated as Quantity/Base number*100

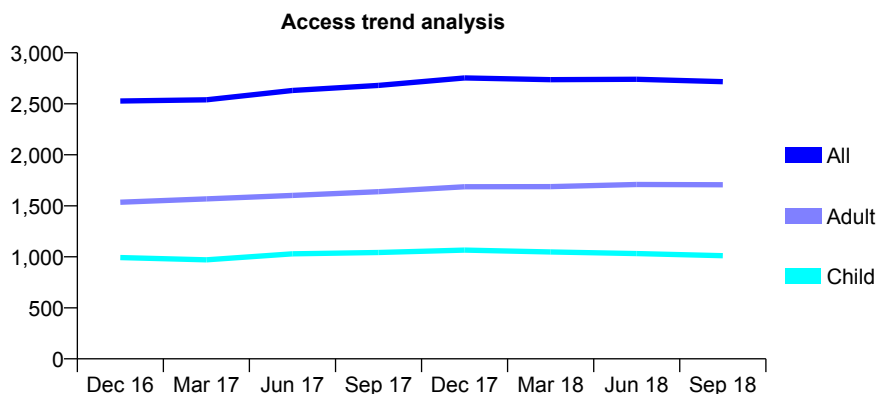
Q63 - Vital Signs At a Glance Contract Report for 338664/0001 - September 2018

Name or company name	MR MR POURREZA JORSHARI
Contract type name	GDS Contract
Purpose of contract	General
Contract start date	01/04/2006
Contract end date	

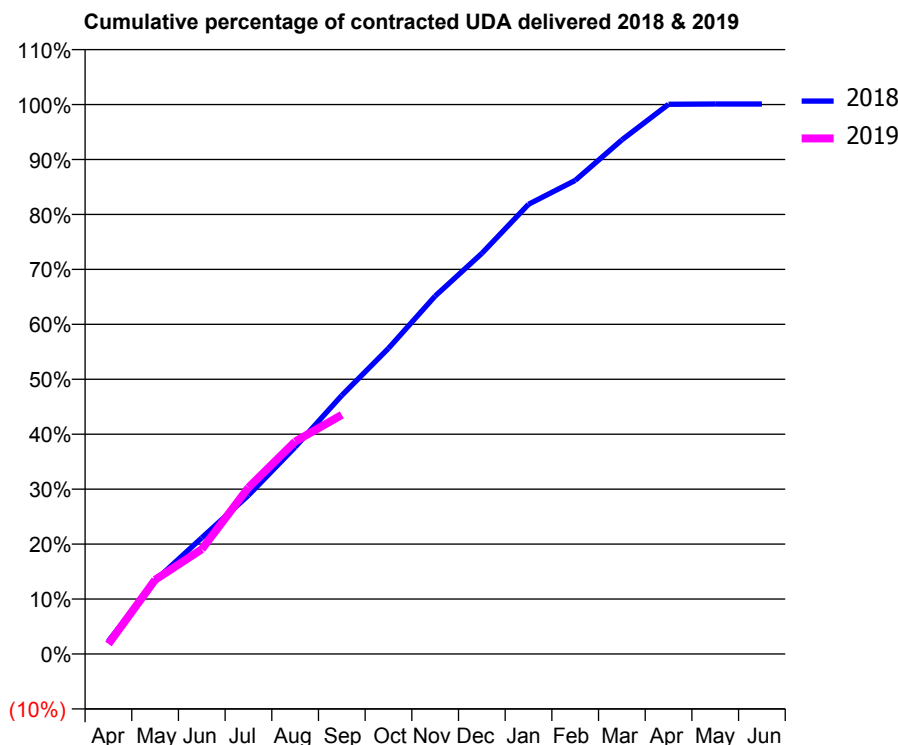
18/19 Contracted general activity (UDA)	6,890
Carry forward general activity (UDA)	-5
18/19 Contracted orthodontic activity (UOA)	0
Carry forward orthodontic activity (UOA)	0
Baseline contract value	£219,770.13

ACCESS*

Patients seen in 24 months	Total	Change since previous quarter
Quarter ending September 2017	2,680	
Quarter ending December 2017	2,753	↑
Quarter ending March 2018	2,736	→
Quarter ending June 2018	2,741	→
Quarter ending September 2018	2,717	→
Variance since September 2017	1.4%	→



ACTIVITY



Month	Adjusted Scheduled Activity (UDA)	
	2018	2019
April	161	127
May	920	931
June	1,457	1,313
July	1,990	2,087
August	2,594	2,665
September	3,243	2,999
October	3,834	
November	4,489	
December	5,023	
January	5,638	
February	5,938	
March	6,446	
April	6,892	
May	6,895	
June	6,895	

QUALITY

	Quantity	Base Number	Contract	AT	Region	England
% of FP17s for the same patient ID Re-attending within 3 months - Children	36	455	7.9%	9.9%	11.5%	11.6%
% of FP17s for the same patient ID Re-attending within 3 months - Adults	75	732	10.2%	15.2%	16.5%	15.5%
% of FP17s for the same patient ID Re-attending between 3 & 9 months - Children	128	455	28.1%	48.8%	48.5%	58.8%
% of FP17s for the same patient ID Re-attending between 3 & 9 months - Adults	152	732	20.8%	38.8%	39.1%	51.1%
% of FP17s for Band 1 Urgent Courses	125	1,040	12.0%	10.1%	10.6%	9.0%
% of FP17s Relating to Free Repair or Replacements	1	1,040	0.1%	0.6%	0.5%	0.8%
% of FP17s Relating to Continuations	5	1,040	0.5%	0.8%	0.7%	0.9%
% of Patients satisfied with the dentistry they have received	1	1	N/A	91.6%	90.5%	93.3%
% of Patients satisfied with the time they had to wait for an appointment	1	1	N/A	87.5%	85.1%	88.9%

* This is based on patients treated on this contract for their most recent course of treatment. Figures in italics indicate the base number of FP17s or Patient Questionnaire responses are less than 100. N/A is shown where the base number of responses is less than 10 during the period. % is calculated as Quantity/Base number*100

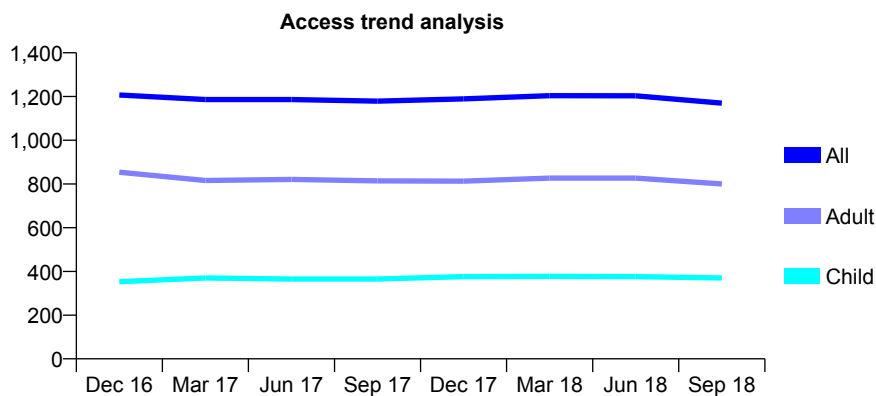
Q63 - Vital Signs At a Glance Contract Report for 338664/0002 - September 2018

Name or company name	MR MR POURREZA JORSHARI
Contract type name	GDS Contract
Purpose of contract	General
Contract start date	01/04/2006
Contract end date	

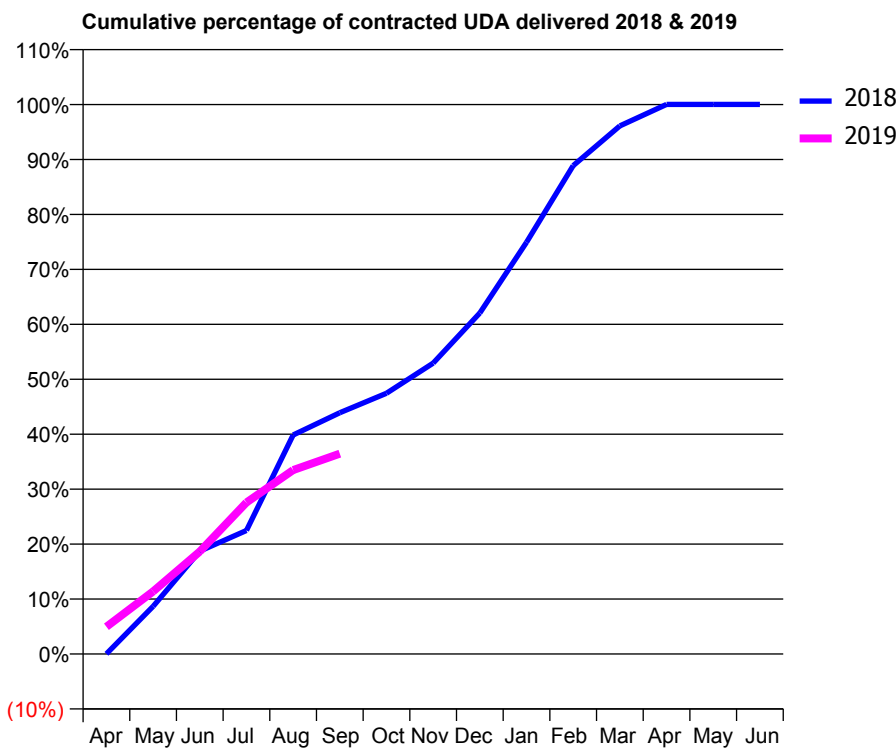
18/19 Contracted general activity (UDA)	3,547
Carry forward general activity (UDA)	-1
18/19 Contracted orthodontic activity (UOA)	0
Carry forward orthodontic activity (UOA)	0
Baseline contract value	£112,565.84

ACCESS*

Patients seen in 24 months	Total	Change since previous quarter
Quarter ending September 2017	1,179	
Quarter ending December 2017	1,189	→
Quarter ending March 2018	1,204	→
Quarter ending June 2018	1,203	→
Quarter ending September 2018	1,170	↓
Variance since September 2017	(0.8%)	→



ACTIVITY



Month	Adjusted Scheduled Activity (UDA)	
	2018	2019
April	1	176
May	308	404
June	664	662
July	797	979
August	1,413	1,187
September	1,557	1,293
October	1,683	
November	1,878	
December	2,202	
January	2,658	
February	3,153	
March	3,409	
April	3,548	
May	3,548	
June	3,548	

QUALITY

	Quantity	Base Number	Contract	AT	Region	England
% of FP17s for the same patient ID Re-attending within 3 months - Children	13	152	8.6%	9.9%	11.5%	11.6%
% of FP17s for the same patient ID Re-attending within 3 months - Adults	49	335	14.6%	15.2%	16.5%	15.5%
% of FP17s for the same patient ID Re-attending between 3 & 9 months - Children	46	152	30.3%	48.8%	48.5%	58.8%
% of FP17s for the same patient ID Re-attending between 3 & 9 months - Adults	94	335	28.1%	38.8%	39.1%	51.1%
% of FP17s for Band 1 Urgent Courses	22	439	5.0%	10.1%	10.6%	9.0%
% of FP17s Relating to Free Repair or Replacements	2	439	0.5%	0.6%	0.5%	0.8%
% of FP17s Relating to Continuations	11	439	2.5%	0.8%	0.7%	0.9%
% of Patients satisfied with the dentistry they have received	0	0	N/A	91.6%	90.5%	93.3%
% of Patients satisfied with the time they had to wait for an appointment	0	0	N/A	87.5%	85.1%	88.9%

* This is based on patients treated on this contract for their most recent course of treatment. Figures in italics indicate the base number of FP17s or Patient Questionnaire responses are less than 100. N/A is shown where the base number of responses is less than 10 during the period. % is calculated as Quantity/Base number*100

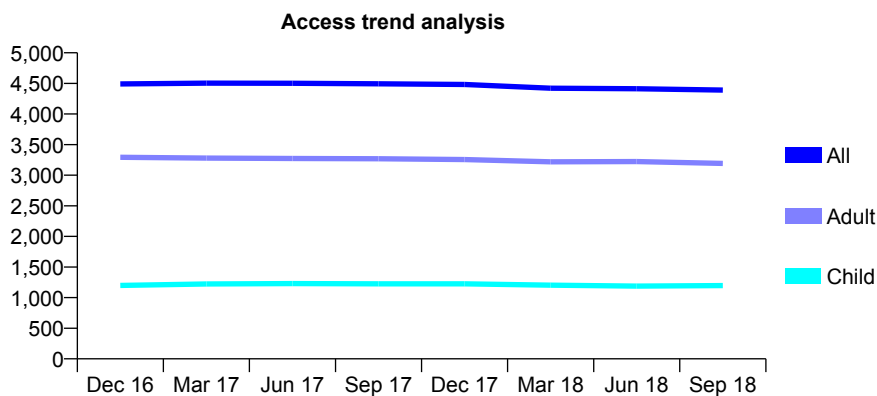
Q63 - Vital Signs At a Glance Contract Report for 339679/0001 - September 2018

Name or company name	MR H GHODS
Contract type name	GDS Contract
Purpose of contract	General
Contract start date	01/04/2006
Contract end date	

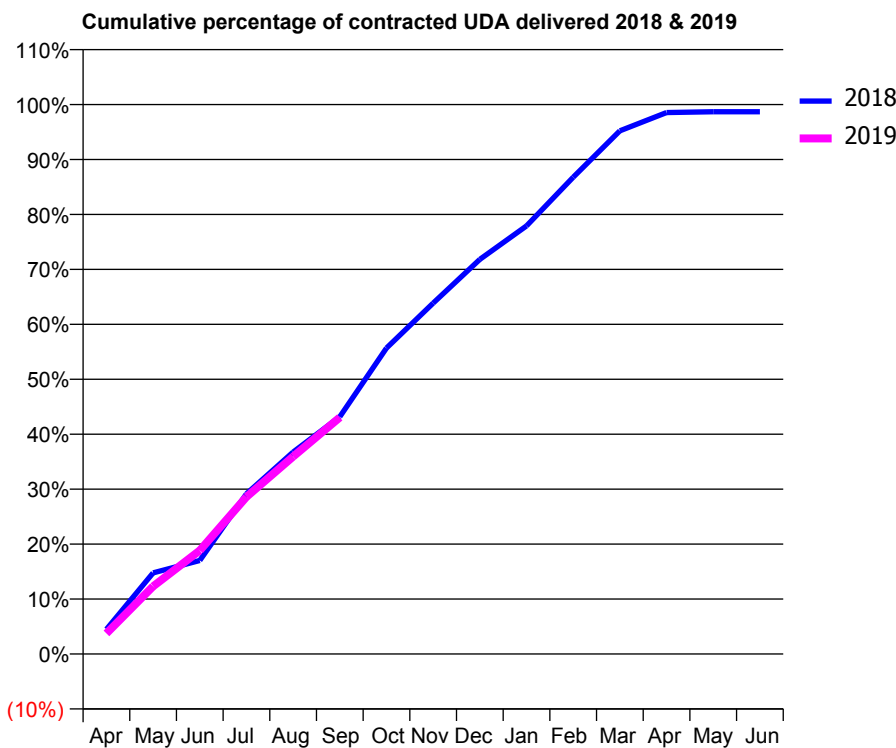
18/19 Contracted general activity (UDA)	18,267
Carry forward general activity (UDA)	241
18/19 Contracted orthodontic activity (UOA)	0
Carry forward orthodontic activity (UOA)	0
Baseline contract value	£544,106.75

ACCESS*

Patients seen in 24 months	Total	Change since previous quarter
Quarter ending September 2017	4,494	
Quarter ending December 2017	4,482	→
Quarter ending March 2018	4,422	↓
Quarter ending June 2018	4,412	→
Quarter ending September 2018	4,391	→
Variance since September 2017	(2.3%)	↓



ACTIVITY



Adjusted Scheduled Activity (UDA)		
Month	2018	2019
April	822	684
May	2,699	2,251
June	3,110	3,443
July	5,326	5,222
August	6,713	6,561
September	7,889	7,864
October	10,172	
November	11,666	
December	13,121	
January	14,233	
February	15,850	
March	17,394	
April	17,997	
May	18,025	
June	18,026	

QUALITY

	Quantity	Base Number	Contract	AT	Region	England
% of FP17s for the same patient ID Re-attending within 3 months - Children	78	828	9.4%	9.9%	11.5%	11.6%
% of FP17s for the same patient ID Re-attending within 3 months - Adults	389	1,978	19.7%	15.2%	16.5%	15.5%
% of FP17s for the same patient ID Re-attending between 3 & 9 months - Children	463	828	55.9%	48.8%	48.5%	58.8%
% of FP17s for the same patient ID Re-attending between 3 & 9 months - Adults	806	1,978	40.7%	38.8%	39.1%	51.1%
% of FP17s for Band 1 Urgent Courses	305	2,613	11.7%	10.1%	10.6%	9.0%
% of FP17s Relating to Free Repair or Replacements	17	2,613	0.7%	0.6%	0.5%	0.8%
% of FP17s Relating to Continuations	20	2,613	0.8%	0.8%	0.7%	0.9%
% of Patients satisfied with the dentistry they have received	2	2	N/A	91.6%	90.5%	93.3%
% of Patients satisfied with the time they had to wait for an appointment	2	2	N/A	87.5%	85.1%	88.9%

* This is based on patients treated on this contract for their most recent course of treatment. Figures in italics indicate the base number of FP17s or Patient Questionnaire responses are less than 100. N/A is shown where the base number of responses is less than 10 during the period. % is calculated as Quantity/Base number*100

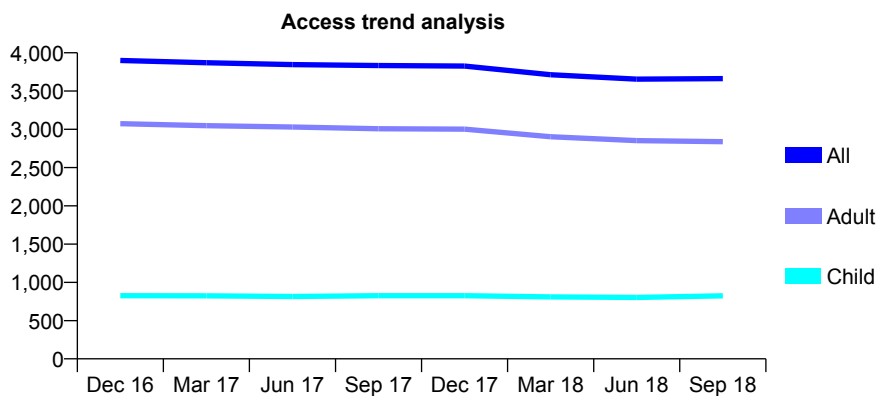
Q63 - Vital Signs At a Glance Contract Report for 340383/0001 - September 2018

Name or company name	MR NC RODRIGUES
Contract type name	GDS Contract
Purpose of contract	General
Contract start date	01/04/2006
Contract end date	

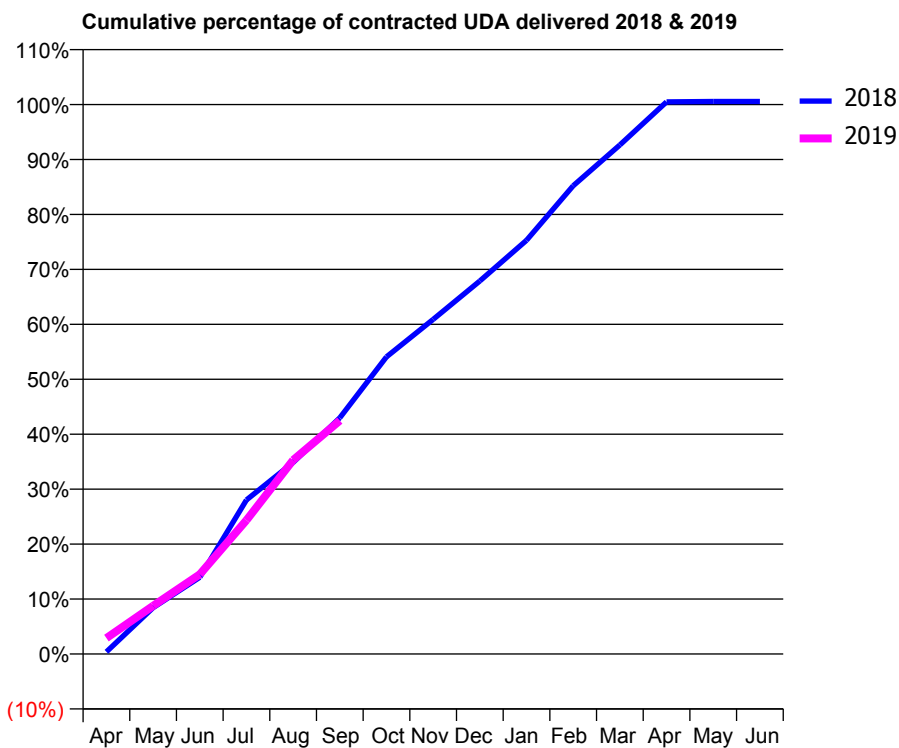
18/19 Contracted general activity (UDA)	10,312
Carry forward general activity (UDA)	-56
18/19 Contracted orthodontic activity (UOA)	0
Carry forward orthodontic activity (UOA)	0
Baseline contract value	£330,155.97

ACCESS*

Patients seen in 24 months	Total	Change since previous quarter
Quarter ending September 2017	3,834	
Quarter ending December 2017	3,827	→
Quarter ending March 2018	3,713	↓
Quarter ending June 2018	3,656	↓
Quarter ending September 2018	3,662	→
Variance since September 2017	(4.5%)	↓



ACTIVITY



Month	Adjusted Scheduled Activity (UDA)	
	2018	2019
April	41	300
May	869	903
June	1,441	1,494
July	2,892	2,512
August	3,594	3,639
September	4,434	4,381
October	5,578	
November	6,280	
December	7,001	
January	7,765	
February	8,788	
March	9,552	
April	10,361	
May	10,368	
June	10,368	

QUALITY

	Quantity	Base Number	Contract	AT	Region	England
% of FP17s for the same patient ID Re-attending within 3 months - Children	12	470	2.6%	9.9%	11.5%	11.6%
% of FP17s for the same patient ID Re-attending within 3 months - Adults	33	1,329	2.5%	15.2%	16.5%	15.5%
% of FP17s for the same patient ID Re-attending between 3 & 9 months - Children	177	470	37.7%	48.8%	48.5%	58.8%
% of FP17s for the same patient ID Re-attending between 3 & 9 months - Adults	530	1,329	39.9%	38.8%	39.1%	51.1%
% of FP17s for Band 1 Urgent Courses	118	1,573	7.5%	10.1%	10.6%	9.0%
% of FP17s Relating to Free Repair or Replacements	0	1,573	0.0%	0.6%	0.5%	0.8%
% of FP17s Relating to Continuations	0	1,573	0.0%	0.8%	0.7%	0.9%
% of Patients satisfied with the dentistry they have received	1	1	N/A	91.6%	90.5%	93.3%
% of Patients satisfied with the time they had to wait for an appointment	1	1	N/A	87.5%	85.1%	88.9%

* This is based on patients treated on this contract for their most recent course of treatment. Figures in italics indicate the base number of FP17s or Patient Questionnaire responses are less than 100. N/A is shown where the base number of responses is less than 10 during the period. % is calculated as Quantity/Base number*100

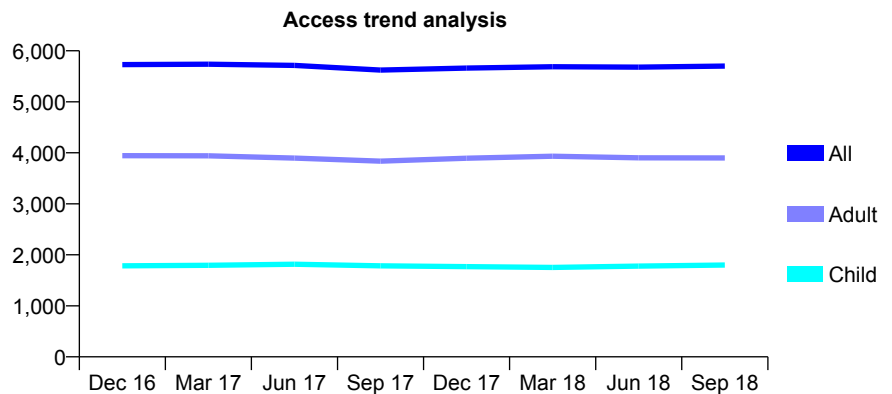
Q63 - Vital Signs At a Glance Contract Report for 340529/0001 - September 2018

Name or company name	MRS K THILLAINATHAN
Contract type name	GDS Contract
Purpose of contract	General
Contract start date	01/04/2006
Contract end date	

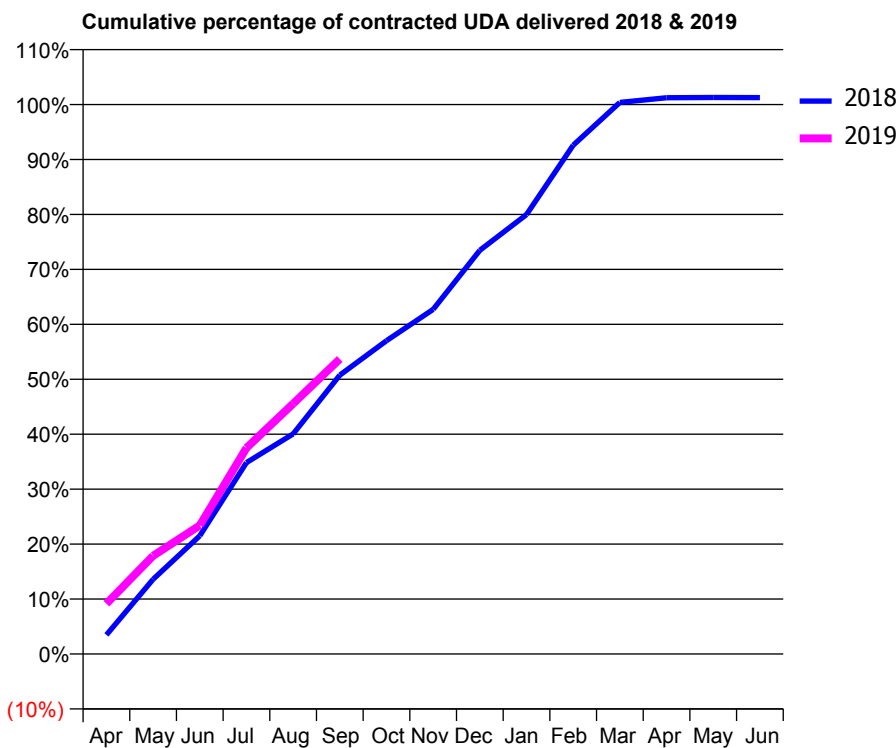
18/19 Contracted general activity (UDA)	14,339
Carry forward general activity (UDA)	-179
18/19 Contracted orthodontic activity (UOA)	0
Carry forward orthodontic activity (UOA)	0
Baseline contract value	£352,629.26

ACCESS*

Patients seen in 24 months	Total	Change since previous quarter
Quarter ending September 2017	5,622	
Quarter ending December 2017	5,662	→
Quarter ending March 2018	5,688	→
Quarter ending June 2018	5,681	→
Quarter ending September 2018	5,700	→
Variance since September 2017	1.4%	→



ACTIVITY



Month	Adjusted Scheduled Activity (UDA)	
	2018	2019
April	499	1,315
May	1,951	2,564
June	3,084	3,356
July	4,994	5,376
August	5,743	6,534
September	7,279	7,699
October	8,177	
November	8,994	
December	10,535	
January	11,469	
February	13,275	
March	14,392	
April	14,514	
May	14,521	
June	14,518	

QUALITY

	Quantity	Base Number	Contract	AT	Region	England
% of FP17s for the same patient ID Re-attending within 3 months - Children	112	1,318	8.5%	9.9%	11.5%	11.6%
% of FP17s for the same patient ID Re-attending within 3 months - Adults	379	2,474	15.3%	15.2%	16.5%	15.5%
% of FP17s for the same patient ID Re-attending between 3 & 9 months - Children	755	1,318	57.3%	48.8%	48.5%	58.8%
% of FP17s for the same patient ID Re-attending between 3 & 9 months - Adults	1,186	2,474	47.9%	38.8%	39.1%	51.1%
% of FP17s for Band 1 Urgent Courses	463	3,707	12.5%	10.1%	10.6%	9.0%
% of FP17s Relating to Free Repair or Replacements	21	3,707	0.6%	0.6%	0.5%	0.8%
% of FP17s Relating to Continuations	13	3,707	0.4%	0.8%	0.7%	0.9%
% of Patients satisfied with the dentistry they have received	4	4	N/A	91.6%	90.5%	93.3%
% of Patients satisfied with the time they had to wait for an appointment	4	4	N/A	87.5%	85.1%	88.9%

* This is based on patients treated on this contract for their most recent course of treatment. Figures in italics indicate the base number of FP17s or Patient Questionnaire responses are less than 100. N/A is shown where the base number of responses is less than 10 during the period. % is calculated as Quantity/Base number*100

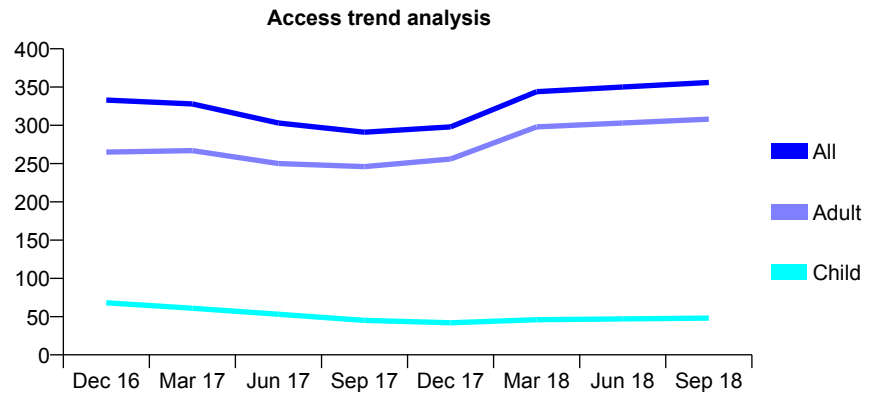
Q63 - Vital Signs At a Glance Contract Report for 340529/0002 - September 2018

Name or company name	MRS K THILLAINATHAN
Contract type name	GDS Contract
Purpose of contract	General
Contract start date	01/04/2006
Contract end date	

18/19 Contracted general activity (UDA)	761
Carry forward general activity (UDA)	-10
18/19 Contracted orthodontic activity (UOA)	0
Carry forward orthodontic activity (UOA)	0
Baseline contract value	£26,419.69

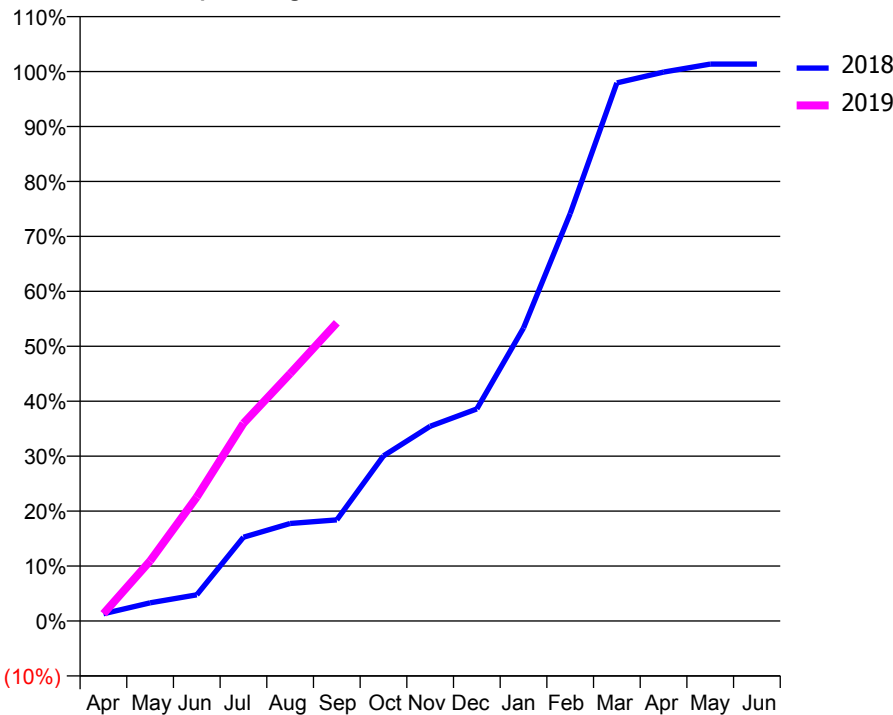
ACCESS*

Patients seen in 24 months	Total	Change since previous quarter
Quarter ending September 2017	291	
Quarter ending December 2017	298	↑
Quarter ending March 2018	344	↑
Quarter ending June 2018	350	→
Quarter ending September 2018	356	→
Variance since September 2017	22.3%	↑



ACTIVITY

Cumulative percentage of contracted UDA delivered 2018 & 2019



Month	Adjusted Scheduled Activity (UDA)	
	2018	2019
April	10	10
May	25	83
June	36	172
July	116	274
August	135	343
September	140	413
October	229	
November	270	
December	294	
January	406	
February	564	
March	745	
April	760	
May	771	
June	771	

QUALITY

	Quantity	Base Number	Contract	AT	Region	England
% of FP17s for the same patient ID Re-attending within 3 months - Children	1	24	4.2%	9.9%	11.5%	11.6%
% of FP17s for the same patient ID Re-attending within 3 months - Adults	12	142	8.5%	15.2%	16.5%	15.5%
% of FP17s for the same patient ID Re-attending between 3 & 9 months - Children	2	24	8.3%	48.8%	48.5%	58.8%
% of FP17s for the same patient ID Re-attending between 3 & 9 months - Adults	10	142	7.0%	38.8%	39.1%	51.1%
% of FP17s for Band 1 Urgent Courses	31	159	19.5%	10.1%	10.6%	9.0%
% of FP17s Relating to Free Repair or Replacements	1	159	0.6%	0.6%	0.5%	0.8%
% of FP17s Relating to Continuations	0	159	0.0%	0.8%	0.7%	0.9%
% of Patients satisfied with the dentistry they have received	0	0	N/A	91.6%	90.5%	93.3%
% of Patients satisfied with the time they had to wait for an appointment	0	0	N/A	87.5%	85.1%	88.9%

* This is based on patients treated on this contract for their most recent course of treatment. Figures in italics indicate the base number of FP17s or Patient Questionnaire responses are less than 100. N/A is shown where the base number of responses is less than 10 during the period. % is calculated as Quantity/Base number*100

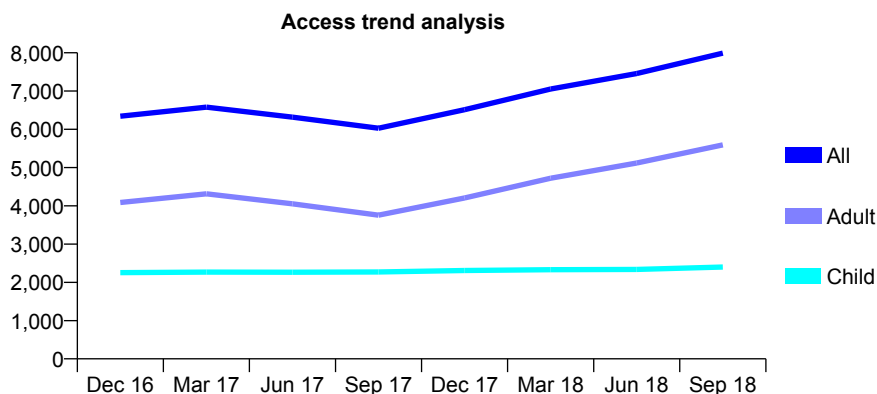
Q63 - Vital Signs At a Glance Contract Report for 341517/0001 - September 2018

Name or company name	MR AR NADJAFI
Contract type name	GDS Contract
Purpose of contract	General
Contract start date	01/04/2006
Contract end date	

18/19 Contracted general activity (UDA)	22,500
Carry forward general activity (UDA)	0
18/19 Contracted orthodontic activity (UOA)	0
Carry forward orthodontic activity (UOA)	0
Baseline contract value	£657,430.19

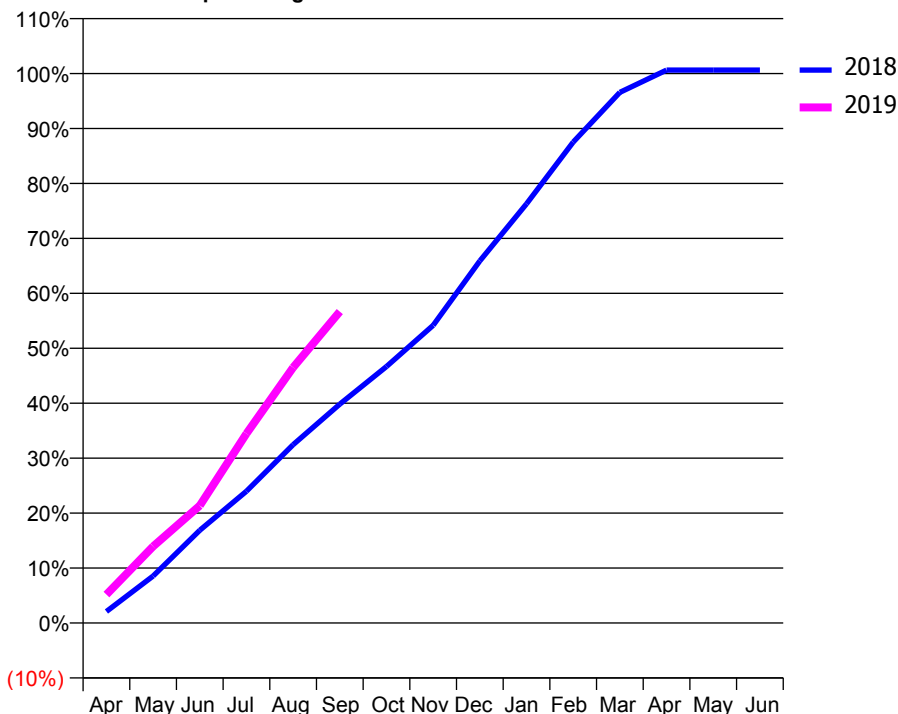
ACCESS*

Patients seen in 24 months	Total	Change since previous quarter
Quarter ending September 2017	6,028	
Quarter ending December 2017	6,515	↑
Quarter ending March 2018	7,052	↑
Quarter ending June 2018	7,458	↑
Quarter ending September 2018	7,993	↑
Variance since September 2017	32.6%	↑



ACTIVITY

Cumulative percentage of contracted UDA delivered 2018 & 2019



Month	Adjusted Scheduled Activity (UDA)	
	2018	2019
April	473	1,164
May	1,925	3,139
June	3,799	4,810
July	5,399	7,754
August	7,305	10,462
September	8,965	12,752
October	10,501	
November	12,189	
December	14,825	
January	17,166	
February	19,694	
March	21,727	
April	22,640	
May	22,640	
June	22,640	

QUALITY

	Quantity	Base Number	Contract	AT	Region	England
% of FP17s for the same patient ID Re-attending within 3 months - Children	70	1,337	5.2%	9.9%	11.5%	11.6%
% of FP17s for the same patient ID Re-attending within 3 months - Adults	418	3,232	12.9%	15.2%	16.5%	15.5%
% of FP17s for the same patient ID Re-attending between 3 & 9 months - Children	454	1,337	34.0%	48.8%	48.5%	58.8%
% of FP17s for the same patient ID Re-attending between 3 & 9 months - Adults	893	3,232	27.6%	38.8%	39.1%	51.1%
% of FP17s for Band 1 Urgent Courses	262	4,262	6.1%	10.1%	10.6%	9.0%
% of FP17s Relating to Free Repair or Replacements	10	4,262	0.2%	0.6%	0.5%	0.8%
% of FP17s Relating to Continuations	18	4,262	0.4%	0.8%	0.7%	0.9%
% of Patients satisfied with the dentistry they have received	2	2	N/A	91.6%	90.5%	93.3%
% of Patients satisfied with the time they had to wait for an appointment	2	2	N/A	87.5%	85.1%	88.9%

* This is based on patients treated on this contract for their most recent course of treatment. Figures in italics indicate the base number of FP17s or Patient Questionnaire responses are less than 100. N/A is shown where the base number of responses is less than 10 during the period. % is calculated as Quantity/Base number*100

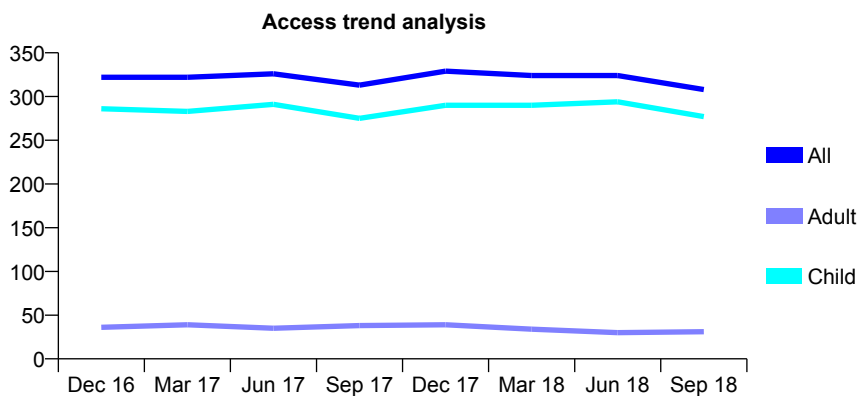
Q63 - Vital Signs At a Glance Contract Report for 342130/0001 - September 2018

Name or company name	MR SA SIMPSON
Contract type name	GDS Contract
Purpose of contract	General
Contract start date	01/04/2006
Contract end date	

18/19 Contracted general activity (UDA)	435
Carry forward general activity (UDA)	26
18/19 Contracted orthodontic activity (UOA)	0
Carry forward orthodontic activity (UOA)	0
Baseline contract value	£10,531.03

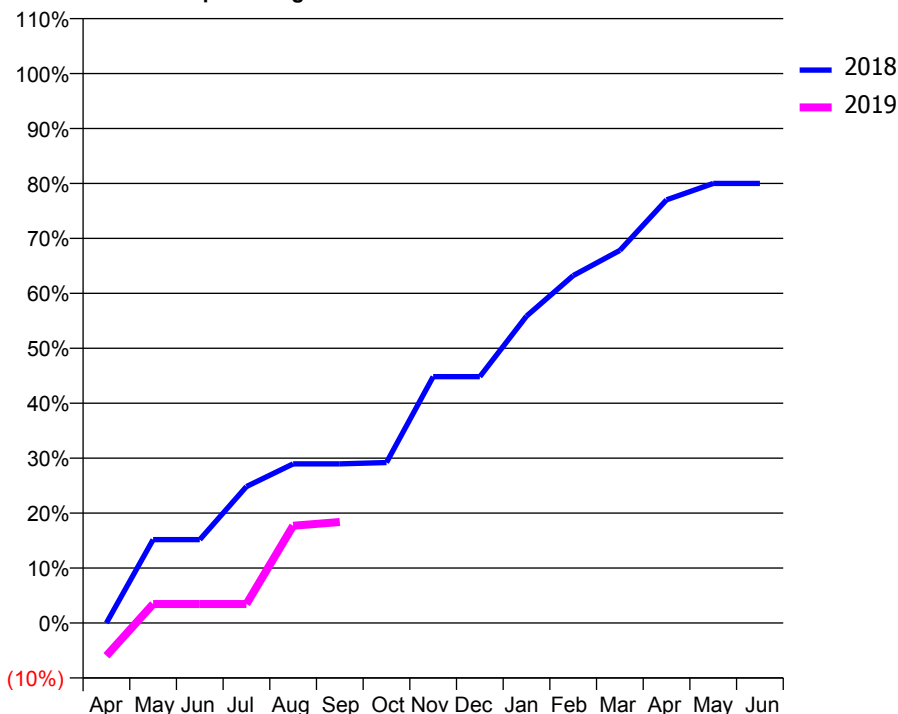
ACCESS*

Patients seen in 24 months	Total	Change since previous quarter
Quarter ending September 2017	313	
Quarter ending December 2017	329	↑
Quarter ending March 2018	324	↓
Quarter ending June 2018	324	→
Quarter ending September 2018	308	↓
Variance since September 2017	(1.6%)	↓



ACTIVITY

Cumulative percentage of contracted UDA delivered 2018 & 2019



Adjusted Scheduled Activity (UDA)

Month	2018	2019
April	0	-26
May	66	15
June	66	15
July	108	15
August	126	77
September	126	80
October	127	
November	195	
December	195	
January	243	
February	275	
March	295	
April	335	
May	348	
June	348	

QUALITY

	Quantity	Base Number	Contract	AT	Region	England
% of FP17s for the same patient ID Re-attending within 3 months - Children	1	135	0.7%	9.9%	11.5%	11.6%
% of FP17s for the same patient ID Re-attending within 3 months - Adults	1	6	16.7%	15.2%	16.5%	15.5%
% of FP17s for the same patient ID Re-attending between 3 & 9 months - Children	62	135	45.9%	48.8%	48.5%	58.8%
% of FP17s for the same patient ID Re-attending between 3 & 9 months - Adults	2	6	33.3%	38.8%	39.1%	51.1%
% of FP17s for Band 1 Urgent Courses	0	107	0.0%	10.1%	10.6%	9.0%
% of FP17s Relating to Free Repair or Replacements	0	107	0.0%	0.6%	0.5%	0.8%
% of FP17s Relating to Continuations	0	107	0.0%	0.8%	0.7%	0.9%
% of Patients satisfied with the dentistry they have received	0	0	N/A	91.6%	90.5%	93.3%
% of Patients satisfied with the time they had to wait for an appointment	0	0	N/A	87.5%	85.1%	88.9%

* This is based on patients treated on this contract for their most recent course of treatment. Figures in italics indicate the base number of FP17s or Patient Questionnaire responses are less than 100. N/A is shown where the base number of responses is less than 10 during the period. % is calculated as Quantity/Base number*100

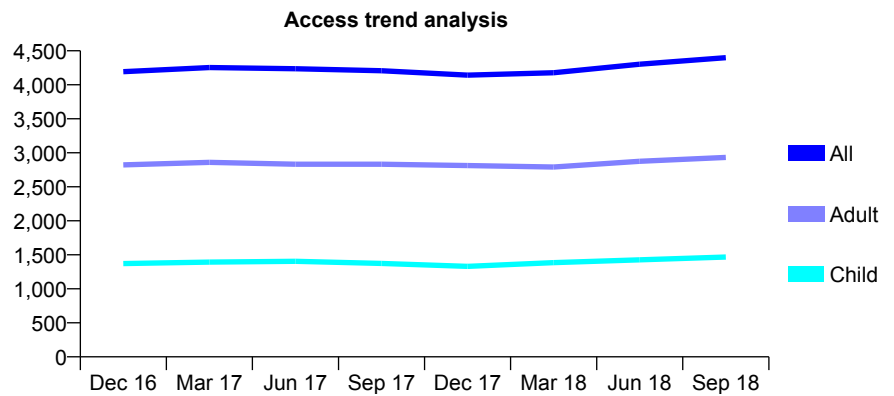
Q63 - Vital Signs At a Glance Contract Report for 345725/0001 - September 2018

Name or company name	DR OO AJANAKU
Contract type name	GDS Contract
Purpose of contract	General
Contract start date	01/04/2006
Contract end date	

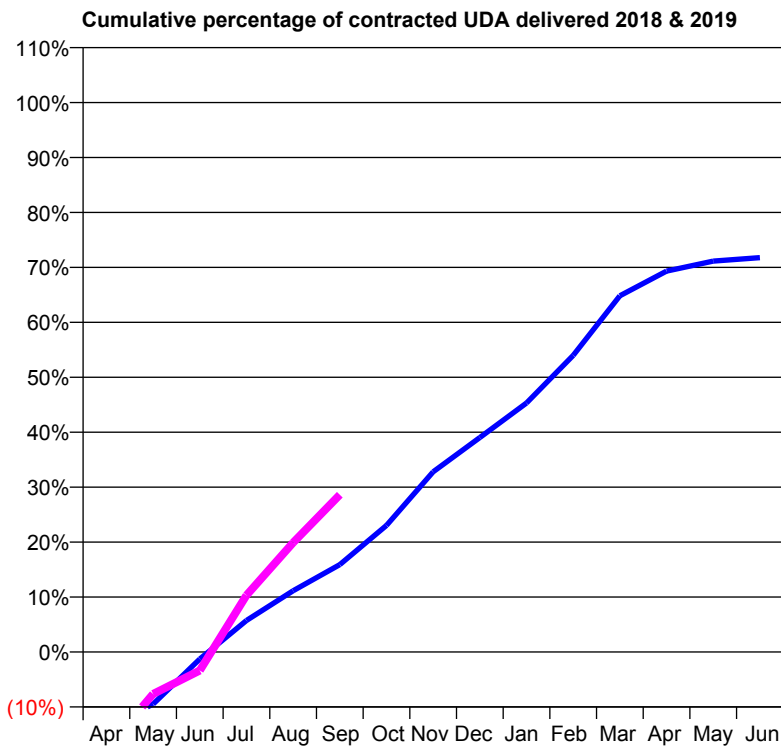
18/19 Contracted general activity (UDA)	13,100
Carry forward general activity (UDA)	2,500
18/19 Contracted orthodontic activity (UOA)	0
Carry forward orthodontic activity (UOA)	0
Baseline contract value	£409,604.94

ACCESS*

Patients seen in 24 months	Total	Change since previous quarter
Quarter ending September 2017	4,206	
Quarter ending December 2017	4,142	↓
Quarter ending March 2018	4,177	→
Quarter ending June 2018	4,302	↑
Quarter ending September 2018	4,399	↑
Variance since September 2017	4.6%	↑



ACTIVITY



Month	Adjusted Scheduled Activity (UDA)	
	2018	2019
April	-1,801	-2,328
May	-1,245	-1,004
June	-169	-443
July	752	1,352
August	1,460	2,609
September	2,085	3,750
October	3,019	
November	4,298	
December	5,114	
January	5,937	
February	7,073	
March	8,493	
April	9,080	
May	9,320	
June	9,401	

QUALITY

	Quantity	Base Number	Contract	AT	Region	England
% of FP17s for the same patient ID Re-attending within 3 months - Children	69	886	7.8%	9.9%	11.5%	11.6%
% of FP17s for the same patient ID Re-attending within 3 months - Adults	273	1,633	16.7%	15.2%	16.5%	15.5%
% of FP17s for the same patient ID Re-attending between 3 & 9 months - Children	382	886	43.1%	48.8%	48.5%	58.8%
% of FP17s for the same patient ID Re-attending between 3 & 9 months - Adults	422	1,633	25.8%	38.8%	39.1%	51.1%
% of FP17s for Band 1 Urgent Courses	189	2,274	8.3%	10.1%	10.6%	9.0%
% of FP17s Relating to Free Repair or Replacements	9	2,274	0.4%	0.6%	0.5%	0.8%
% of FP17s Relating to Continuations	16	2,274	0.7%	0.8%	0.7%	0.9%
% of Patients satisfied with the dentistry they have received	0	0	N/A	91.6%	90.5%	93.3%
% of Patients satisfied with the time they had to wait for an appointment	0	0	N/A	87.5%	85.1%	88.9%

* This is based on patients treated on this contract for their most recent course of treatment. Figures in italics indicate the base number of FP17s or Patient Questionnaire responses are less than 100. N/A is shown where the base number of responses is less than 10 during the period. % is calculated as Quantity/Base number*100

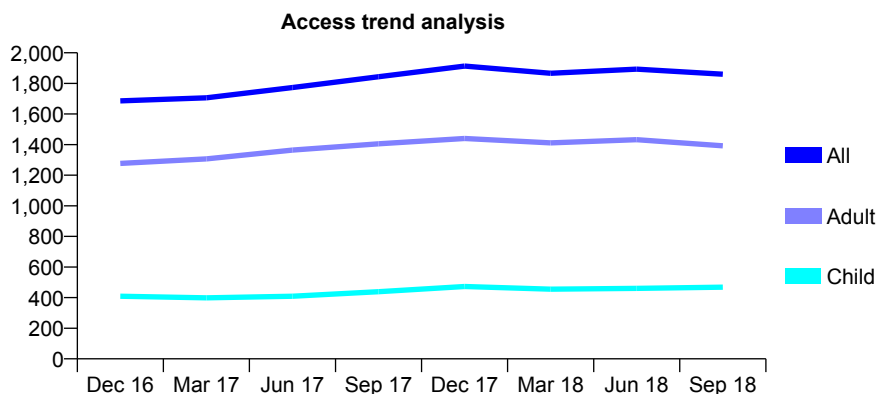
Q63 - Vital Signs At a Glance Contract Report for 346268/0001 - September 2018

Name or company name	MR M NEKOUI
Contract type name	GDS Contract
Purpose of contract	General
Contract start date	01/04/2006
Contract end date	

18/19 Contracted general activity (UDA)	4,910
Carry forward general activity (UDA)	37
18/19 Contracted orthodontic activity (UOA)	0
Carry forward orthodontic activity (UOA)	0
Baseline contract value	£135,639.54

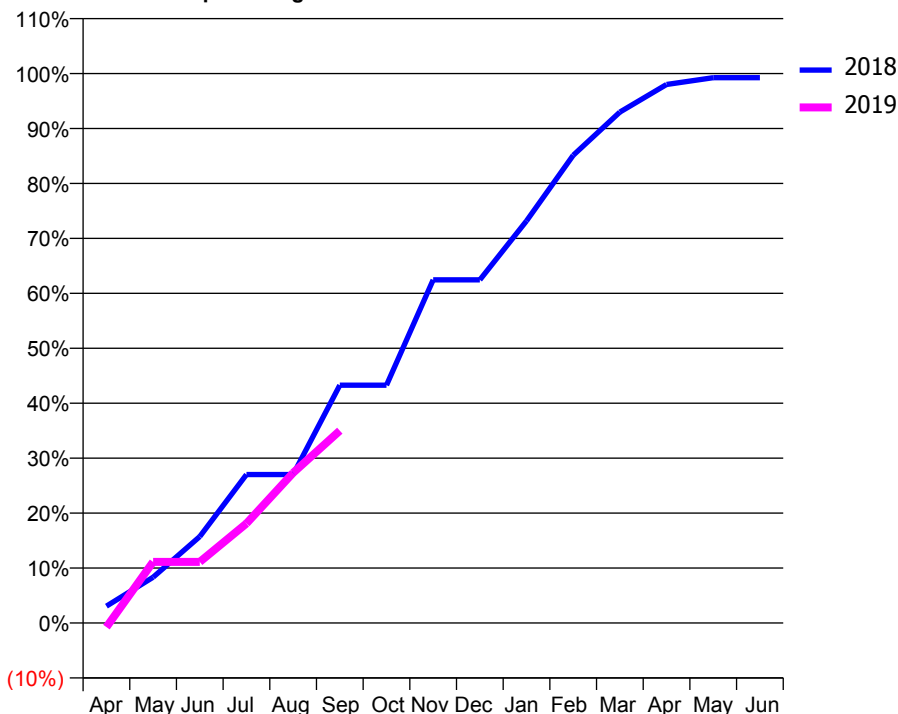
ACCESS*

Patients seen in 24 months	Total	Change since previous quarter
Quarter ending September 2017	1,844	
Quarter ending December 2017	1,913	↑
Quarter ending March 2018	1,866	↓
Quarter ending June 2018	1,893	→
Quarter ending September 2018	1,860	↓
Variance since September 2017	0.9%	→



ACTIVITY

Cumulative percentage of contracted UDA delivered 2018 & 2019



Month	Adjusted Scheduled Activity (UDA)	
	2018	2019
April	151	-37
May	409	547
June	772	547
July	1,327	889
August	1,327	1,343
September	2,125	1,718
October	2,125	
November	3,066	
December	3,066	
January	3,593	
February	4,179	
March	4,565	
April	4,812	
May	4,873	
June	4,873	

QUALITY

	Quantity	Base Number	Contract	AT	Region	England
% of FP17s for the same patient ID Re-attending within 3 months - Children	9	212	4.2%	9.9%	11.5%	11.6%
% of FP17s for the same patient ID Re-attending within 3 months - Adults	24	556	4.3%	15.2%	16.5%	15.5%
% of FP17s for the same patient ID Re-attending between 3 & 9 months - Children	54	212	25.5%	48.8%	48.5%	58.8%
% of FP17s for the same patient ID Re-attending between 3 & 9 months - Adults	141	556	25.4%	38.8%	39.1%	51.1%
% of FP17s for Band 1 Urgent Courses	51	660	7.7%	10.1%	10.6%	9.0%
% of FP17s Relating to Free Repair or Replacements	0	660	0.0%	0.6%	0.5%	0.8%
% of FP17s Relating to Continuations	5	660	0.8%	0.8%	0.7%	0.9%
% of Patients satisfied with the dentistry they have received	0	0	N/A	91.6%	90.5%	93.3%
% of Patients satisfied with the time they had to wait for an appointment	0	0	N/A	87.5%	85.1%	88.9%

* This is based on patients treated on this contract for their most recent course of treatment. Figures in italics indicate the base number of FP17s or Patient Questionnaire responses are less than 100. N/A is shown where the base number of responses is less than 10 during the period. % is calculated as Quantity/Base number*100

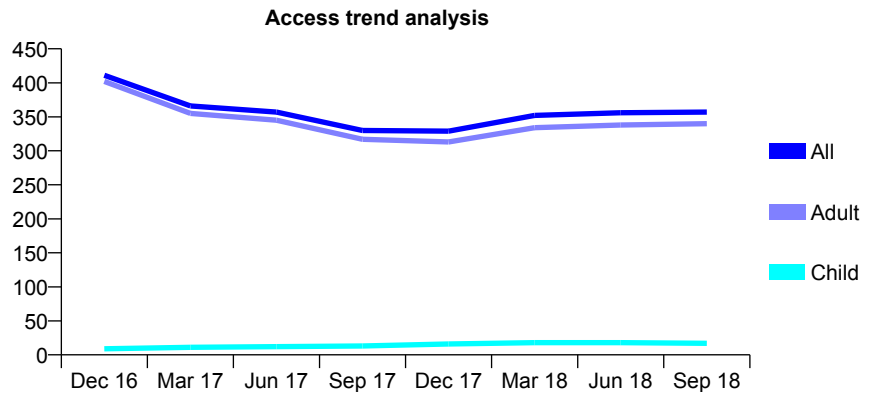
Q63 - Vital Signs At a Glance Contract Report for 354325/0003 - September 2018

Name or company name	MS VN EGEMONYE
Contract type name	PDS Contract
Purpose of contract	General
Contract start date	28/03/2011
Contract end date	31/03/2019

18/19 Contracted general activity (UDA)	1,164
Carry forward general activity (UDA)	0
18/19 Contracted orthodontic activity (UOA)	0
Carry forward orthodontic activity (UOA)	0
Baseline contract value	£61,989.42

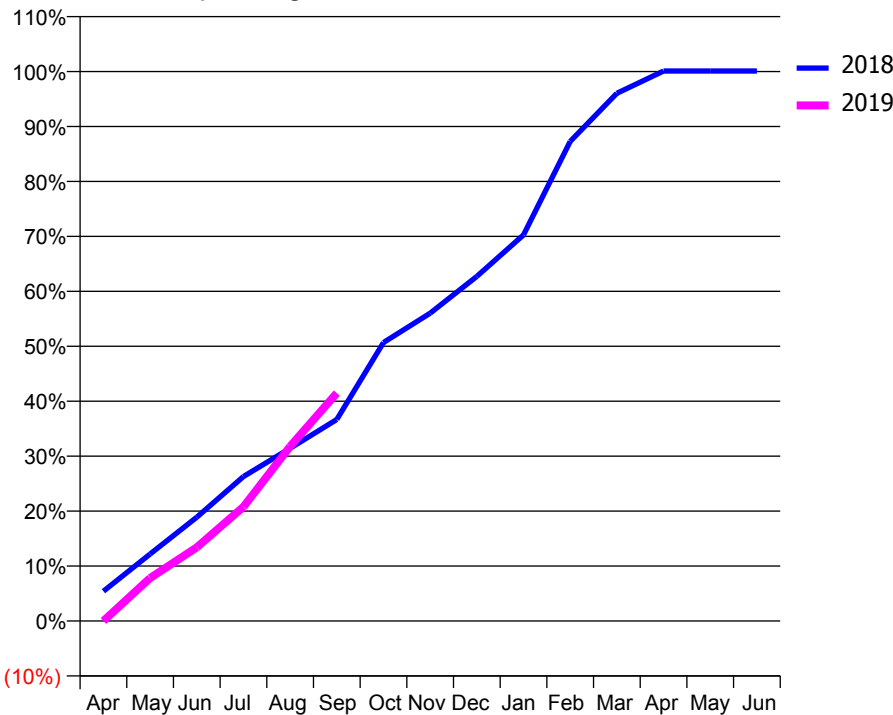
ACCESS*

Patients seen in 24 months	Total	Change since previous quarter
Quarter ending September 2017	330	
Quarter ending December 2017	329	→
Quarter ending March 2018	352	↑
Quarter ending June 2018	356	→
Quarter ending September 2018	357	→
Variance since September 2017	8.2%	↑



ACTIVITY

Cumulative percentage of contracted UDA delivered 2018 & 2019



Month	Adjusted Scheduled Activity (UDA)	
	2018	2019
April	63	0
May	142	91
June	220	156
July	306	242
August	366	370
September	427	483
October	590	
November	652	
December	730	
January	818	
February	1,016	
March	1,118	
April	1,165	
May	1,165	
June	1,165	

QUALITY

	Quantity	Base Number	Contract	AT	Region	England
% of FP17s for the same patient ID Re-attending within 3 months - Children	0	6	0.0%	9.9%	11.5%	11.6%
% of FP17s for the same patient ID Re-attending within 3 months - Adults	1	141	0.7%	15.2%	16.5%	15.5%
% of FP17s for the same patient ID Re-attending between 3 & 9 months - Children	0	6	0.0%	48.8%	48.5%	58.8%
% of FP17s for the same patient ID Re-attending between 3 & 9 months - Adults	1	141	0.7%	38.8%	39.1%	51.1%
% of FP17s for Band 1 Urgent Courses	0	128	0.0%	10.1%	10.6%	9.0%
% of FP17s Relating to Free Repair or Replacements	0	128	0.0%	0.6%	0.5%	0.8%
% of FP17s Relating to Continuations	0	128	0.0%	0.8%	0.7%	0.9%
% of Patients satisfied with the dentistry they have received	0	0	N/A	91.6%	90.5%	93.3%
% of Patients satisfied with the time they had to wait for an appointment	0	0	N/A	87.5%	85.1%	88.9%

* This is based on patients treated on this contract for their most recent course of treatment. Figures in italics indicate the base number of FP17s or Patient Questionnaire responses are less than 100. N/A is shown where the base number of responses is less than 10 during the period. % is calculated as Quantity/Base number*100

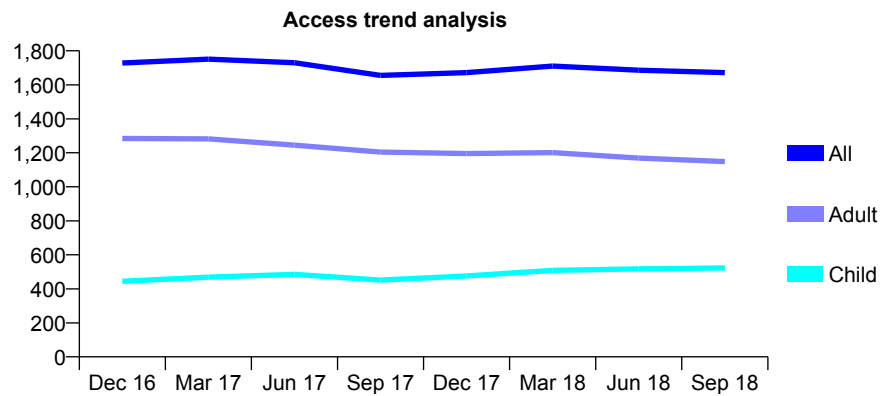
Q63 - Vital Signs At a Glance Contract Report for 360341/0001 - September 2018

Name or company name	MS O SADIQ
Contract type name	GDS Contract
Purpose of contract	General
Contract start date	01/06/2013
Contract end date	

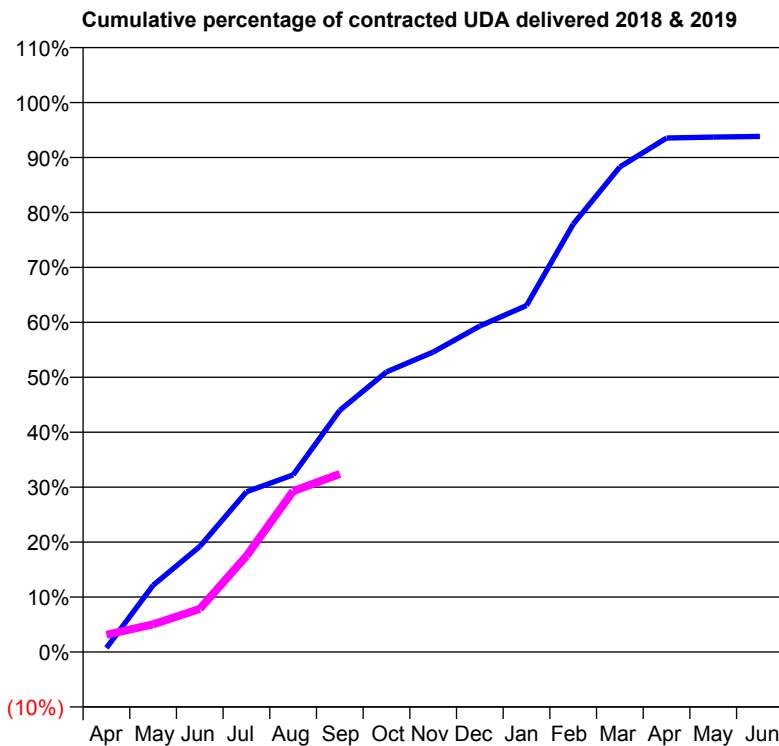
18/19 Contracted general activity (UDA)	4,700
Carry forward general activity (UDA)	0
18/19 Contracted orthodontic activity (UOA)	0
Carry forward orthodontic activity (UOA)	0
Baseline contract value	£161,133.20

ACCESS*

Patients seen in 24 months	Total	Change since previous quarter
Quarter ending September 2017	1,655	
Quarter ending December 2017	1,672	→
Quarter ending March 2018	1,710	↑
Quarter ending June 2018	1,686	↓
Quarter ending September 2018	1,672	→
Variance since September 2017	1.0%	→



ACTIVITY



Month	Adjusted Scheduled Activity (UDA)	
	2018	2019
April	35	147
May	571	236
June	903	369
July	1,370	821
August	1,515	1,376
September	2,067	1,523
October	2,396	
November	2,566	
December	2,788	
January	2,964	
February	3,659	
March	4,148	
April	4,396	
May	4,404	
June	4,410	

QUALITY

	Quantity	Base Number	Contract	AT	Region	England
% of FP17s for the same patient ID Re-attending within 3 months - Children	17	248	6.9%	9.9%	11.5%	11.6%
% of FP17s for the same patient ID Re-attending within 3 months - Adults	68	506	13.4%	15.2%	16.5%	15.5%
% of FP17s for the same patient ID Re-attending between 3 & 9 months - Children	91	248	36.7%	48.8%	48.5%	58.8%
% of FP17s for the same patient ID Re-attending between 3 & 9 months - Adults	174	506	34.4%	38.8%	39.1%	51.1%
% of FP17s for Band 1 Urgent Courses	15	672	2.2%	10.1%	10.6%	9.0%
% of FP17s Relating to Free Repair or Replacements	6	672	0.9%	0.6%	0.5%	0.8%
% of FP17s Relating to Continuations	32	672	4.8%	0.8%	0.7%	0.9%
% of Patients satisfied with the dentistry they have received	0	0	N/A	91.6%	90.5%	93.3%
% of Patients satisfied with the time they had to wait for an appointment	0	0	N/A	87.5%	85.1%	88.9%

* This is based on patients treated on this contract for their most recent course of treatment. Figures in italics indicate the base number of FP17s or Patient Questionnaire responses are less than 100. N/A is shown where the base number of responses is less than 10 during the period. % is calculated as Quantity/Base number*100

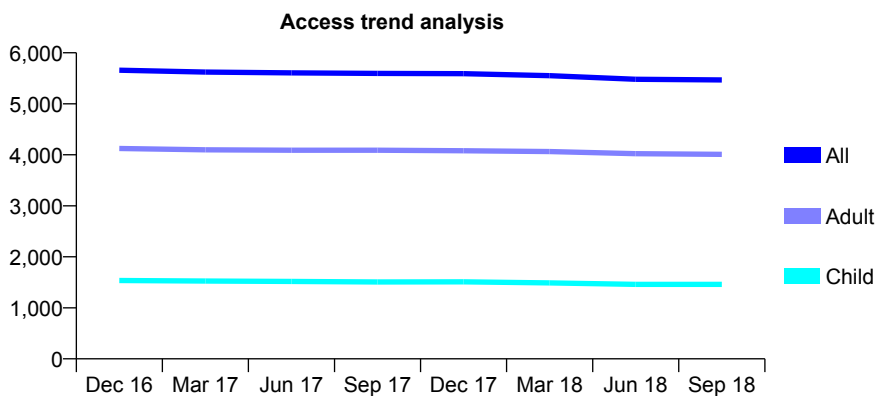
Q63 - Vital Signs At a Glance Contract Report for 361534/0001 - September 2018

Name or company name	MR R JETHA
Contract type name	GDS Contract
Purpose of contract	General
Contract start date	01/02/2011
Contract end date	

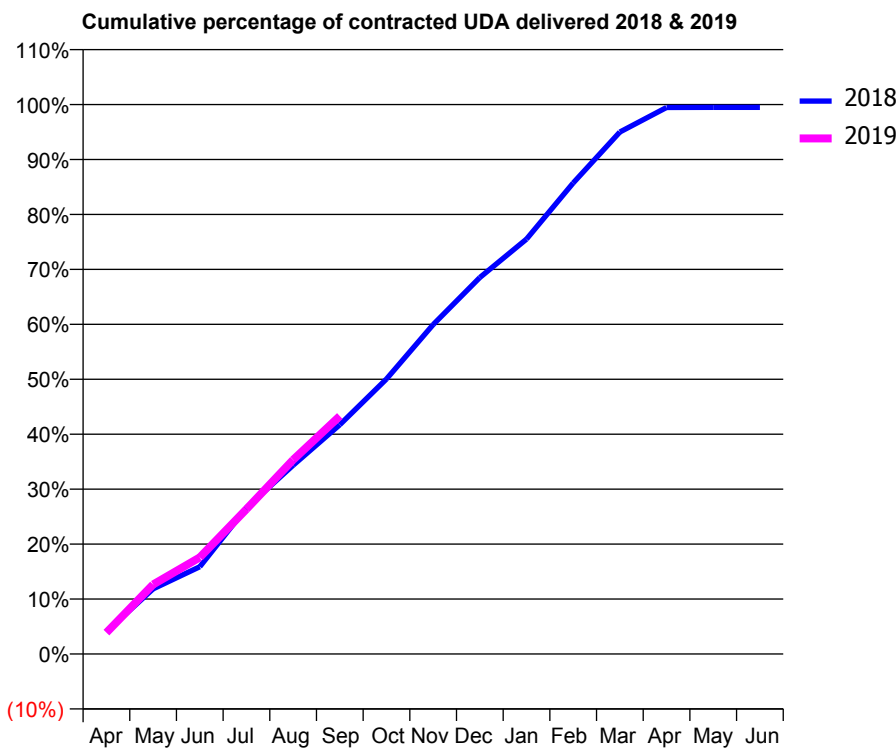
18/19 Contracted general activity (UDA)	12,069
Carry forward general activity (UDA)	62
18/19 Contracted orthodontic activity (UOA)	0
Carry forward orthodontic activity (UOA)	0
Baseline contract value	£273,403.07

ACCESS*

Patients seen in 24 months	Total	Change since previous quarter
Quarter ending September 2017	5,597	
Quarter ending December 2017	5,590	→
Quarter ending March 2018	5,552	→
Quarter ending June 2018	5,481	↓
Quarter ending September 2018	5,468	→
Variance since September 2017	(2.3%)	↓



ACTIVITY



Month	Adjusted Scheduled Activity (UDA)	
	2018	2019
April	490	469
May	1,431	1,528
June	1,916	2,123
July	3,213	3,183
August	4,145	4,265
September	5,035	5,226
October	6,040	
November	7,237	
December	8,269	
January	9,113	
February	10,345	
March	11,466	
April	12,004	
May	12,007	
June	12,007	

QUALITY

	Quantity	Base Number	Contract	AT	Region	England
% of FP17s for the same patient ID Re-attending within 3 months - Children	72	1,218	5.9%	9.9%	11.5%	11.6%
% of FP17s for the same patient ID Re-attending within 3 months - Adults	426	2,722	15.7%	15.2%	16.5%	15.5%
% of FP17s for the same patient ID Re-attending between 3 & 9 months - Children	823	1,218	67.6%	48.8%	48.5%	58.8%
% of FP17s for the same patient ID Re-attending between 3 & 9 months - Adults	1,428	2,722	52.5%	38.8%	39.1%	51.1%
% of FP17s for Band 1 Urgent Courses	322	3,206	10.0%	10.1%	10.6%	9.0%
% of FP17s Relating to Free Repair or Replacements	28	3,206	0.9%	0.6%	0.5%	0.8%
% of FP17s Relating to Continuations	14	3,206	0.4%	0.8%	0.7%	0.9%
% of Patients satisfied with the dentistry they have received	2	2	N/A	91.6%	90.5%	93.3%
% of Patients satisfied with the time they had to wait for an appointment	2	2	N/A	87.5%	85.1%	88.9%

* This is based on patients treated on this contract for their most recent course of treatment. Figures in italics indicate the base number of FP17s or Patient Questionnaire responses are less than 100. N/A is shown where the base number of responses is less than 10 during the period. % is calculated as Quantity/Base number*100

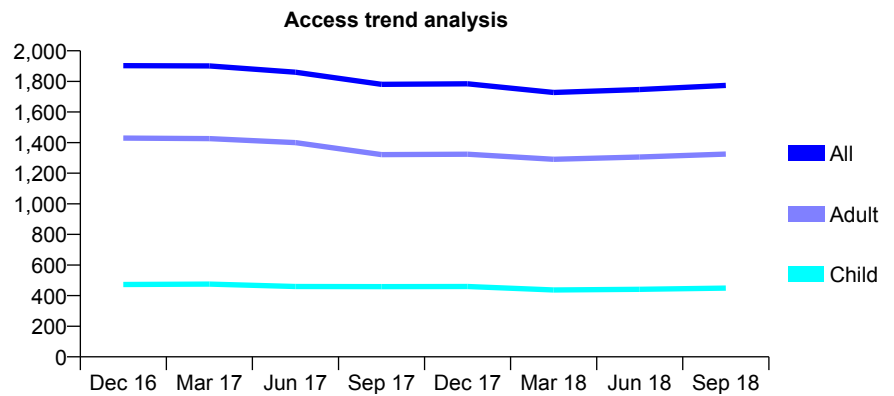
Q63 - Vital Signs At a Glance Contract Report for 381608/0002 - September 2018

Name or company name	Battersea Bridge Dental Practice
Contract type name	GDS Contract
Purpose of contract	General
Contract start date	02/10/2008
Contract end date	

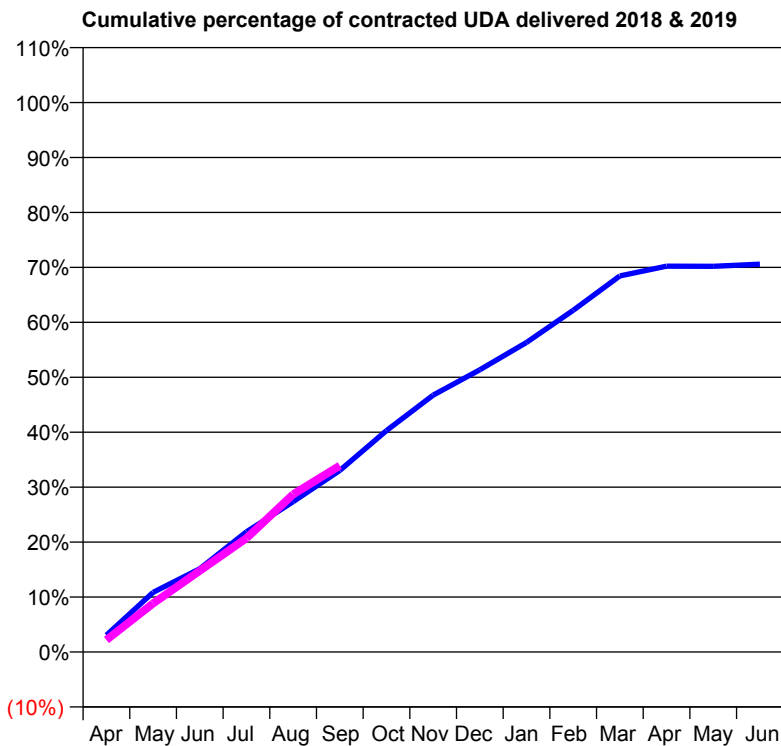
18/19 Contracted general activity (UDA)	9,674
Carry forward general activity (UDA)	0
18/19 Contracted orthodontic activity (UOA)	0
Carry forward orthodontic activity (UOA)	0
Baseline contract value	£261,179.14

ACCESS*

Patients seen in 24 months	Total	Change since previous quarter
Quarter ending September 2017	1,781	
Quarter ending December 2017	1,784	→
Quarter ending March 2018	1,728	↓
Quarter ending June 2018	1,747	→
Quarter ending September 2018	1,774	→
Variance since September 2017	(0.4%)	→



ACTIVITY



Month	Adjusted Scheduled Activity (UDA)	
	2018	2019
April	296	213
May	1,049	855
June	1,467	1,430
July	2,116	2,003
August	2,646	2,776
September	3,197	3,281
October	3,899	
November	4,523	
December	4,968	
January	5,450	
February	6,015	
March	6,622	
April	6,792	
May	6,790	
June	6,827	

QUALITY

	Quantity	Base Number	Contract	AT	Region	England
% of FP17s for the same patient ID Re-attending within 3 months - Children	21	297	7.1%	9.9%	11.5%	11.6%
% of FP17s for the same patient ID Re-attending within 3 months - Adults	193	885	21.8%	15.2%	16.5%	15.5%
% of FP17s for the same patient ID Re-attending between 3 & 9 months - Children	150	297	50.5%	48.8%	48.5%	58.8%
% of FP17s for the same patient ID Re-attending between 3 & 9 months - Adults	320	885	36.2%	38.8%	39.1%	51.1%
% of FP17s for Band 1 Urgent Courses	159	1,082	14.7%	10.1%	10.6%	9.0%
% of FP17s Relating to Free Repair or Replacements	3	1,082	0.3%	0.6%	0.5%	0.8%
% of FP17s Relating to Continuations	0	1,082	0.0%	0.8%	0.7%	0.9%
% of Patients satisfied with the dentistry they have received	1	1	N/A	91.6%	90.5%	93.3%
% of Patients satisfied with the time they had to wait for an appointment	1	1	N/A	87.5%	85.1%	88.9%

* This is based on patients treated on this contract for their most recent course of treatment. Figures in italics indicate the base number of FP17s or Patient Questionnaire responses are less than 100. N/A is shown where the base number of responses is less than 10 during the period. % is calculated as Quantity/Base number*100

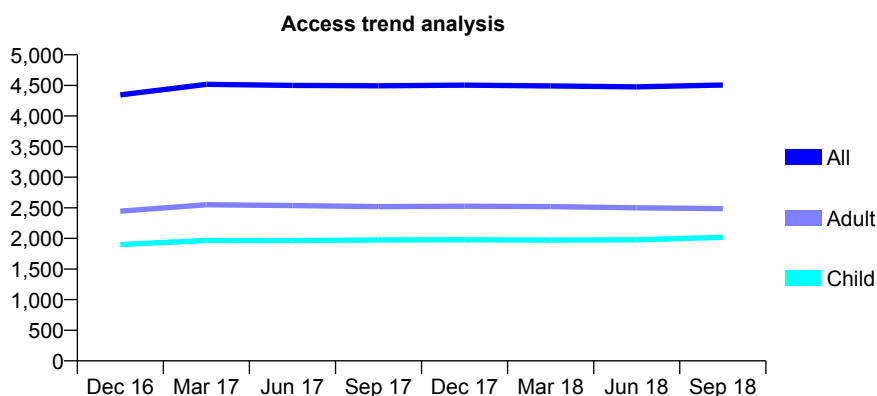
Q63 - Vital Signs At a Glance Contract Report for 390364/0001 - September 2018

Name or company name	Dr Bandlish and Associates
Contract type name	GDS Contract
Purpose of contract	General
Contract start date	01/04/2006
Contract end date	

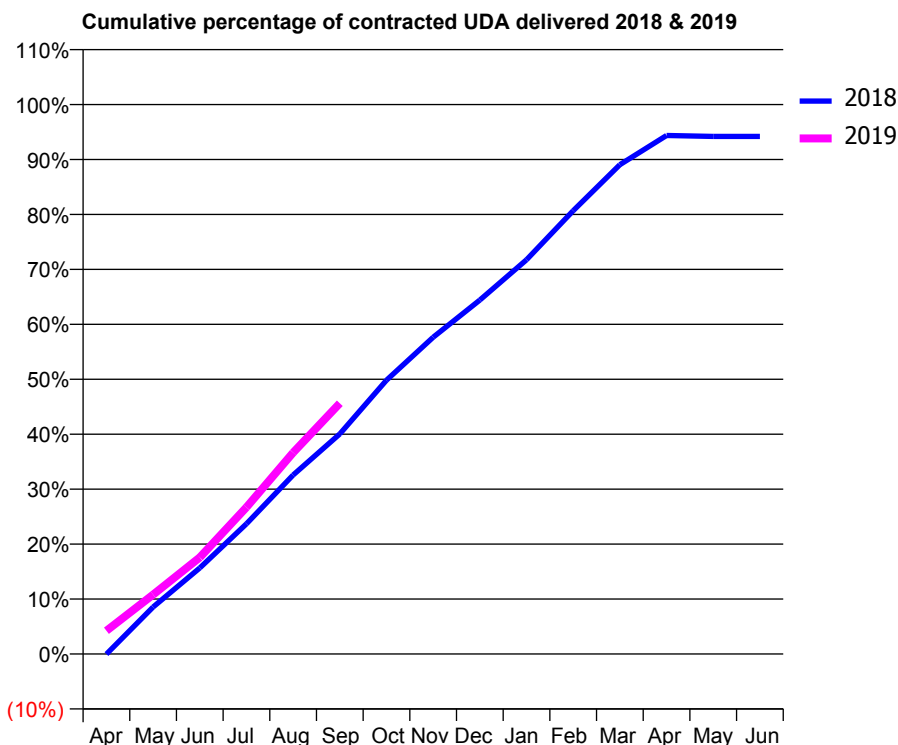
18/19 Contracted general activity (UDA)	13,432
Carry forward general activity (UDA)	0
18/19 Contracted orthodontic activity (UOA)	0
Carry forward orthodontic activity (UOA)	0
Baseline contract value	£345,114.64

ACCESS*

Patients seen in 24 months	Total	Change since previous quarter
Quarter ending September 2017	4,494	
Quarter ending December 2017	4,505	→
Quarter ending March 2018	4,492	→
Quarter ending June 2018	4,477	→
Quarter ending September 2018	4,506	→
Variance since September 2017	0.3%	→



ACTIVITY



Adjusted Scheduled Activity (UDA)		
Month	2018	2019
April	-4	570
May	1,150	1,451
June	2,103	2,363
July	3,184	3,586
August	4,375	4,923
September	5,379	6,129
October	6,695	
November	7,742	
December	8,654	
January	9,638	
February	10,836	
March	11,962	
April	12,674	
May	12,653	
June	12,653	

QUALITY

	Quantity	Base Number	Contract	AT	Region	England
% of FP17s for the same patient ID Re-attending within 3 months - Children	69	1,352	5.1%	9.9%	11.5%	11.6%
% of FP17s for the same patient ID Re-attending within 3 months - Adults	193	1,430	13.5%	15.2%	16.5%	15.5%
% of FP17s for the same patient ID Re-attending between 3 & 9 months - Children	613	1,352	45.3%	48.8%	48.5%	58.8%
% of FP17s for the same patient ID Re-attending between 3 & 9 months - Adults	641	1,430	44.8%	38.8%	39.1%	51.1%
% of FP17s for Band 1 Urgent Courses	209	2,578	8.1%	10.1%	10.6%	9.0%
% of FP17s Relating to Free Repair or Replacements	8	2,578	0.3%	0.6%	0.5%	0.8%
% of FP17s Relating to Continuations	6	2,578	0.2%	0.8%	0.7%	0.9%
% of Patients satisfied with the dentistry they have received	1	1	N/A	91.6%	90.5%	93.3%
% of Patients satisfied with the time they had to wait for an appointment	0	1	N/A	87.5%	85.1%	88.9%

* This is based on patients treated on this contract for their most recent course of treatment. Figures in italics indicate the base number of FP17s or Patient Questionnaire responses are less than 100. N/A is shown where the base number of responses is less than 10 during the period. % is calculated as Quantity/Base number*100

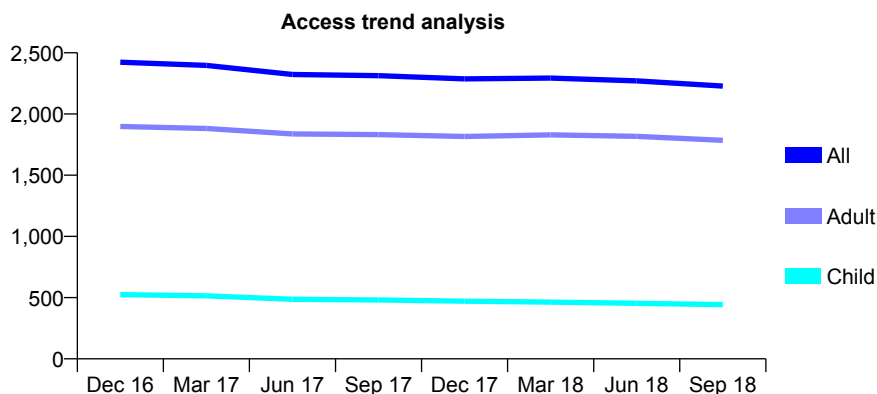
Q63 - Vital Signs At a Glance Contract Report for 394653/0001 - September 2018

Name or company name	MR FE DARTFORD
Contract type name	GDS Contract
Purpose of contract	General
Contract start date	01/05/2007
Contract end date	

18/19 Contracted general activity (UDA)	6,963
Carry forward general activity (UDA)	0
18/19 Contracted orthodontic activity (UOA)	0
Carry forward orthodontic activity (UOA)	0
Baseline contract value	£154,465.70

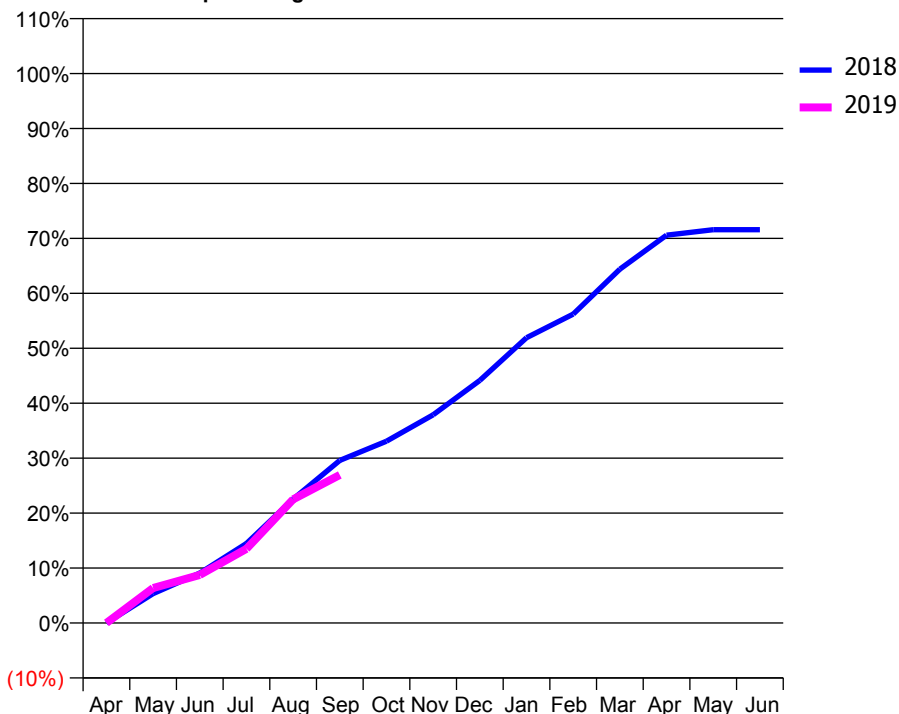
ACCESS*

Patients seen in 24 months	Total	Change since previous quarter
Quarter ending September 2017	2,313	
Quarter ending December 2017	2,287	↓
Quarter ending March 2018	2,294	→
Quarter ending June 2018	2,271	↓
Quarter ending September 2018	2,228	↓
Variance since September 2017	(3.7%)	↓



ACTIVITY

Cumulative percentage of contracted UDA delivered 2018 & 2019



Adjusted Scheduled Activity (UDA)		
Month	2018	2019
April	0	0
May	372	444
June	632	610
July	1,008	940
August	1,570	1,567
September	2,060	1,877
October	2,304	
November	2,638	
December	3,075	
January	3,615	
February	3,914	
March	4,483	
April	4,914	
May	4,984	
June	4,984	

QUALITY

	Quantity	Base Number	Contract	AT	Region	England
% of FP17s for the same patient ID Re-attending within 3 months - Children	14	266	5.3%	9.9%	11.5%	11.6%
% of FP17s for the same patient ID Re-attending within 3 months - Adults	67	923	7.3%	15.2%	16.5%	15.5%
% of FP17s for the same patient ID Re-attending between 3 & 9 months - Children	111	266	41.7%	48.8%	48.5%	58.8%
% of FP17s for the same patient ID Re-attending between 3 & 9 months - Adults	407	923	44.1%	38.8%	39.1%	51.1%
% of FP17s for Band 1 Urgent Courses	35	947	3.7%	10.1%	10.6%	9.0%
% of FP17s Relating to Free Repair or Replacements	2	947	0.2%	0.6%	0.5%	0.8%
% of FP17s Relating to Continuations	8	947	0.8%	0.8%	0.7%	0.9%
% of Patients satisfied with the dentistry they have received	2	2	N/A	91.6%	90.5%	93.3%
% of Patients satisfied with the time they had to wait for an appointment	1	2	N/A	87.5%	85.1%	88.9%

* This is based on patients treated on this contract for their most recent course of treatment. Figures in italics indicate the base number of FP17s or Patient Questionnaire responses are less than 100. N/A is shown where the base number of responses is less than 10 during the period. % is calculated as Quantity/Base number*100

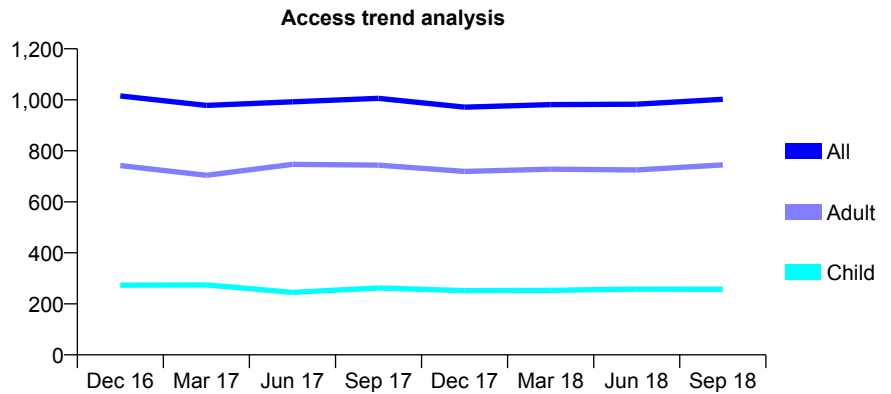
Q63 - Vital Signs At a Glance Contract Report for 395234/0001 - September 2018

Name or company name	MR MZ SHEIKH
Contract type name	GDS Contract
Purpose of contract	General
Contract start date	01/04/2006
Contract end date	

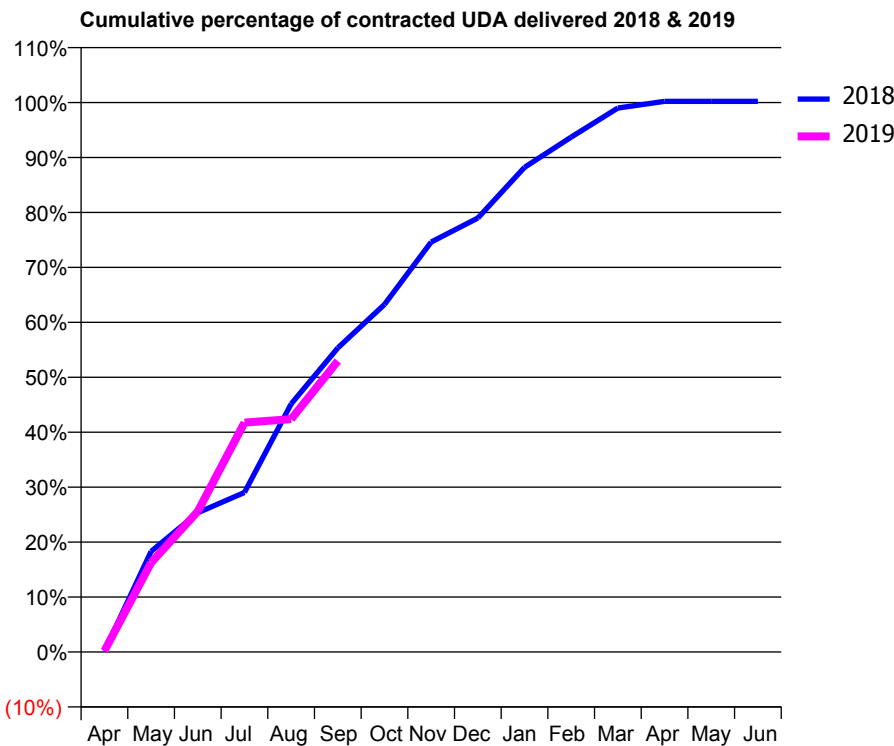
18/19 Contracted general activity (UDA)	2,888
Carry forward general activity (UDA)	-6
18/19 Contracted orthodontic activity (UOA)	0
Carry forward orthodontic activity (UOA)	0
Baseline contract value	£104,514.57

ACCESS*

Patients seen in 24 months	Total	Change since previous quarter
Quarter ending September 2017	1,006	
Quarter ending December 2017	971	↓
Quarter ending March 2018	981	→
Quarter ending June 2018	983	→
Quarter ending September 2018	1,002	→
Variance since September 2017	(0.4%)	→



ACTIVITY



Month	Adjusted Scheduled Activity (UDA)	
	2018	2019
April	5	6
May	529	470
June	732	739
July	838	1,206
August	1,304	1,224
September	1,598	1,529
October	1,827	
November	2,154	
December	2,281	
January	2,547	
February	2,706	
March	2,859	
April	2,894	
May	2,894	
June	2,894	

QUALITY

	Quantity	Base Number	Contract	AT	Region	England
% of FP17s for the same patient ID Re-attending within 3 months - Children	10	120	8.3%	9.9%	11.5%	11.6%
% of FP17s for the same patient ID Re-attending within 3 months - Adults	24	324	7.4%	15.2%	16.5%	15.5%
% of FP17s for the same patient ID Re-attending between 3 & 9 months - Children	32	120	26.7%	48.8%	48.5%	58.8%
% of FP17s for the same patient ID Re-attending between 3 & 9 months - Adults	90	324	27.8%	38.8%	39.1%	51.1%
% of FP17s for Band 1 Urgent Courses	17	427	4.0%	10.1%	10.6%	9.0%
% of FP17s Relating to Free Repair or Replacements	6	427	1.4%	0.6%	0.5%	0.8%
% of FP17s Relating to Continuations	6	427	1.4%	0.8%	0.7%	0.9%
% of Patients satisfied with the dentistry they have received	0	0	N/A	91.6%	90.5%	93.3%
% of Patients satisfied with the time they had to wait for an appointment	0	0	N/A	87.5%	85.1%	88.9%

* This is based on patients treated on this contract for their most recent course of treatment. Figures in italics indicate the base number of FP17s or Patient Questionnaire responses are less than 100. N/A is shown where the base number of responses is less than 10 during the period. % is calculated as Quantity/Base number*100

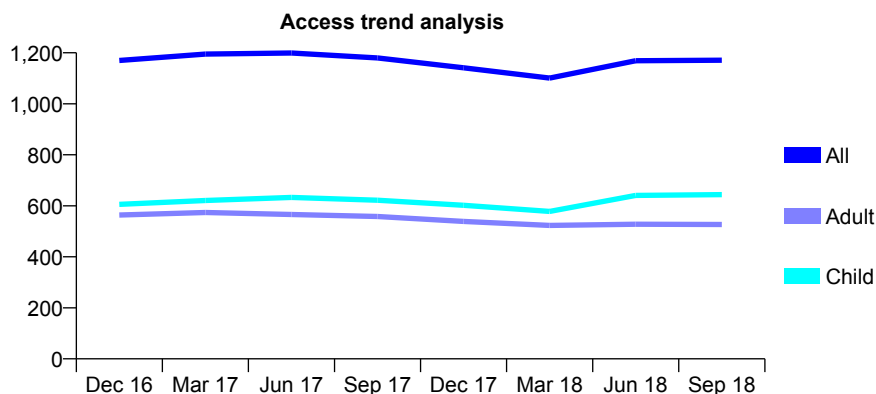
Q63 - Vital Signs At a Glance Contract Report for 395668/0001 - September 2018

Name or company name	Balham Lodge Practice
Contract type name	GDS Contract
Purpose of contract	General
Contract start date	01/04/2006
Contract end date	

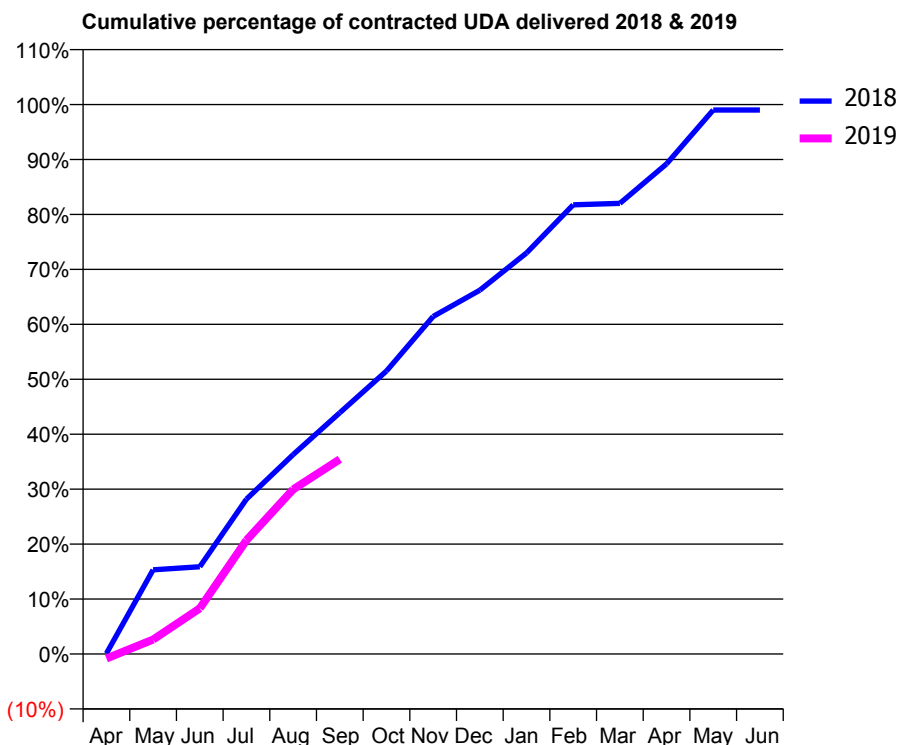
18/19 Contracted general activity (UDA)	3,856
Carry forward general activity (UDA)	39
18/19 Contracted orthodontic activity (UOA)	0
Carry forward orthodontic activity (UOA)	0
Baseline contract value	£111,718.28

ACCESS*

Patients seen in 24 months	Total	Change since previous quarter
Quarter ending September 2017	1,180	
Quarter ending December 2017	1,141	↓
Quarter ending March 2018	1,101	↓
Quarter ending June 2018	1,169	↑
Quarter ending September 2018	1,171	→
Variance since September 2017	(0.8%)	→



ACTIVITY



Month	Adjusted Scheduled Activity (UDA)	
	2018	2019
April	4	-32
May	591	102
June	612	320
July	1,087	799
August	1,399	1,155
September	1,693	1,366
October	1,986	
November	2,369	
December	2,554	
January	2,815	
February	3,152	
March	3,162	
April	3,439	
May	3,817	
June	3,817	

QUALITY

	Quantity	Base Number	Contract	AT	Region	England
% of FP17s for the same patient ID Re-attending within 3 months - Children	24	398	6.0%	9.9%	11.5%	11.6%
% of FP17s for the same patient ID Re-attending within 3 months - Adults	46	278	16.5%	15.2%	16.5%	15.5%
% of FP17s for the same patient ID Re-attending between 3 & 9 months - Children	105	398	26.4%	48.8%	48.5%	58.8%
% of FP17s for the same patient ID Re-attending between 3 & 9 months - Adults	78	278	28.1%	38.8%	39.1%	51.1%
% of FP17s for Band 1 Urgent Courses	77	484	15.9%	10.1%	10.6%	9.0%
% of FP17s Relating to Free Repair or Replacements	1	484	0.2%	0.6%	0.5%	0.8%
% of FP17s Relating to Continuations	1	484	0.2%	0.8%	0.7%	0.9%
% of Patients satisfied with the dentistry they have received	0	0	N/A	91.6%	90.5%	93.3%
% of Patients satisfied with the time they had to wait for an appointment	0	0	N/A	87.5%	85.1%	88.9%

* This is based on patients treated on this contract for their most recent course of treatment. Figures in italics indicate the base number of FP17s or Patient Questionnaire responses are less than 100. N/A is shown where the base number of responses is less than 10 during the period. % is calculated as Quantity/Base number*100

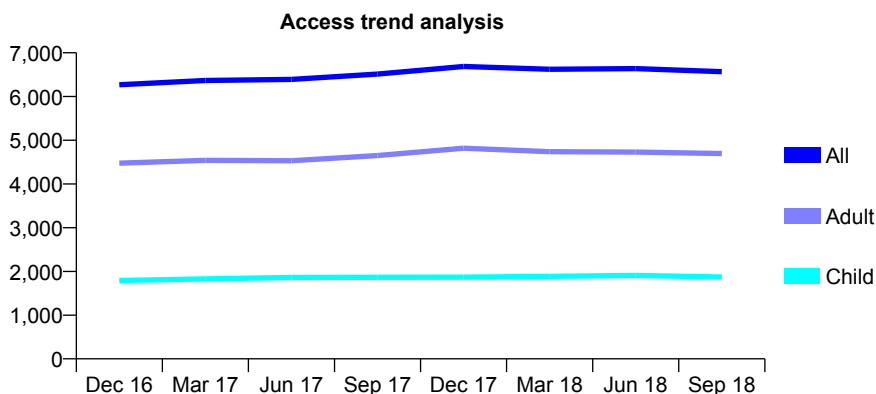
Q63 - Vital Signs At a Glance Contract Report for 397717/0001 - September 2018

Name or company name	MR R KARDEL-TABAR
Contract type name	GDS Contract
Purpose of contract	General
Contract start date	01/08/2008
Contract end date	

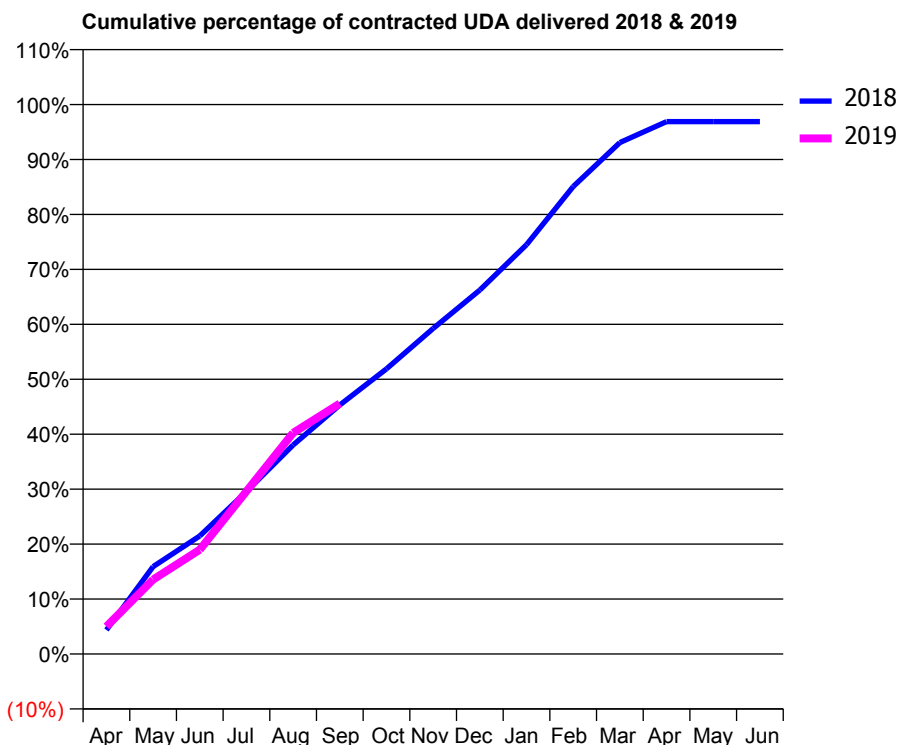
18/19 Contracted general activity (UDA)	16,633
Carry forward general activity (UDA)	0
18/19 Contracted orthodontic activity (UOA)	0
Carry forward orthodontic activity (UOA)	0
Baseline contract value	£416,960.83

ACCESS*

Patients seen in 24 months	Total	Change since previous quarter
Quarter ending September 2017	6,515	
Quarter ending December 2017	6,688	↑
Quarter ending March 2018	6,622	→
Quarter ending June 2018	6,638	→
Quarter ending September 2018	6,568	↓
Variance since September 2017	0.8%	→



ACTIVITY



Month	Adjusted Scheduled Activity (UDA)	
	2018	2019
April	729	833
May	2,645	2,255
June	3,574	3,158
July	4,919	4,927
August	6,329	6,693
September	7,536	7,581
October	8,633	
November	9,853	
December	11,017	
January	12,391	
February	14,148	
March	15,482	
April	16,113	
May	16,113	
June	16,113	

QUALITY

	Quantity	Base Number	Contract	AT	Region	England
% of FP17s for the same patient ID Re-attending within 3 months - Children	70	1,107	6.3%	9.9%	11.5%	11.6%
% of FP17s for the same patient ID Re-attending within 3 months - Adults	291	2,373	12.3%	15.2%	16.5%	15.5%
% of FP17s for the same patient ID Re-attending between 3 & 9 months - Children	452	1,107	40.8%	48.8%	48.5%	58.8%
% of FP17s for the same patient ID Re-attending between 3 & 9 months - Adults	763	2,373	32.2%	38.8%	39.1%	51.1%
% of FP17s for Band 1 Urgent Courses	399	3,215	12.4%	10.1%	10.6%	9.0%
% of FP17s Relating to Free Repair or Replacements	6	3,215	0.2%	0.6%	0.5%	0.8%
% of FP17s Relating to Continuations	11	3,215	0.3%	0.8%	0.7%	0.9%
% of Patients satisfied with the dentistry they have received	3	3	N/A	91.6%	90.5%	93.3%
% of Patients satisfied with the time they had to wait for an appointment	3	3	N/A	87.5%	85.1%	88.9%

* This is based on patients treated on this contract for their most recent course of treatment. Figures in italics indicate the base number of FP17s or Patient Questionnaire responses are less than 100. N/A is shown where the base number of responses is less than 10 during the period. % is calculated as Quantity/Base number*100

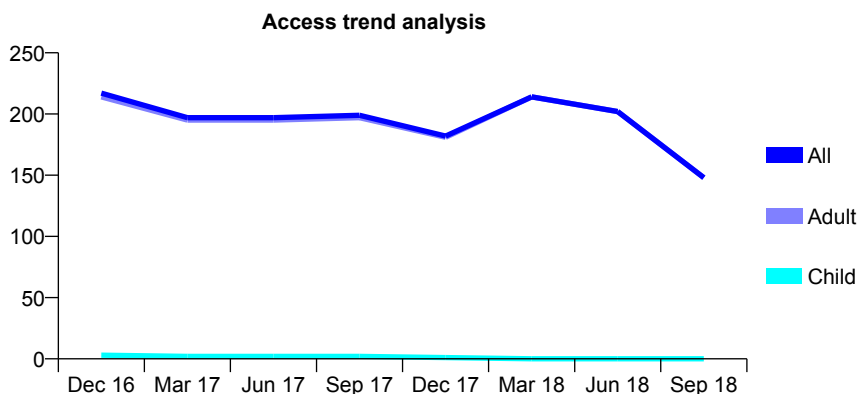
Q63 - Vital Signs At a Glance Contract Report for 397717/0003 - September 2018

Name or company name	MR R KARDEL-TABAR
Contract type name	PDS Contract
Purpose of contract	General
Contract start date	01/06/2013
Contract end date	30/06/2018

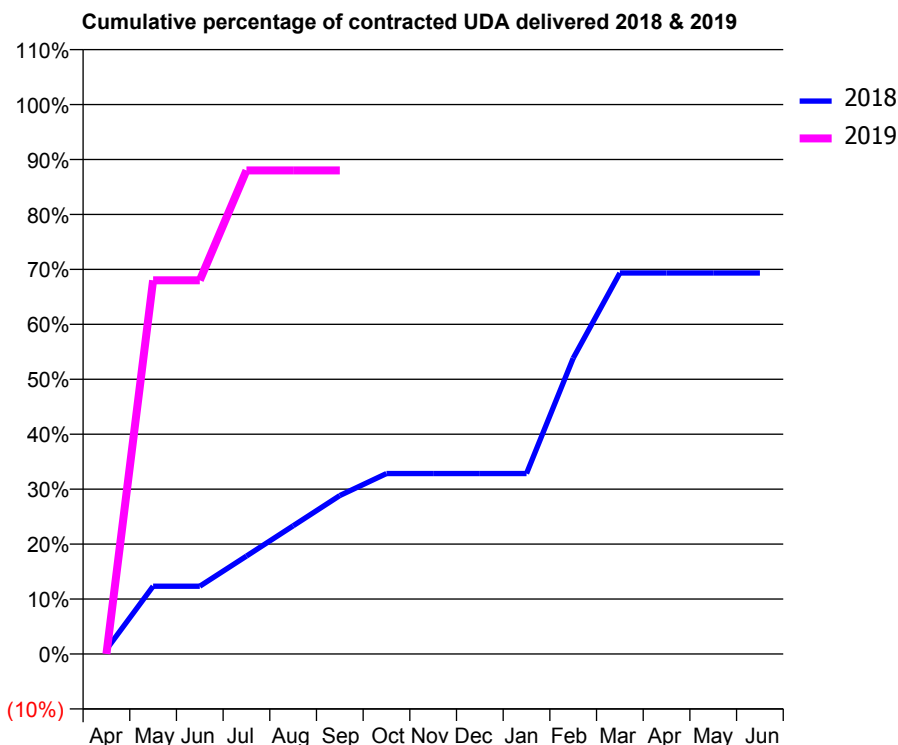
18/19 Contracted general activity (UDA)	150
Carry forward general activity (UDA)	0
18/19 Contracted orthodontic activity (UOA)	0
Carry forward orthodontic activity (UOA)	0
Baseline contract value	£7,998.99

ACCESS*

Patients seen in 24 months	Total	Change since previous quarter
Quarter ending September 2017	199	
Quarter ending December 2017	182	↓
Quarter ending March 2018	214	↑
Quarter ending June 2018	202	↓
Quarter ending September 2018	148	↓
Variance since September 2017	(25.6%)	↓



ACTIVITY



Month	Adjusted Scheduled Activity (UDA)	
	2018	2019
April	5	0
May	74	102
June	74	102
July	107	132
August	140	132
September	173	132
October	197	
November	197	
December	197	
January	197	
February	323	
March	416	
April	416	
May	416	
June	416	

QUALITY

	Quantity	Base Number	Contract	AT	Region	England
% of FP17s for the same patient ID Re-attending within 3 months - Children	0	0	N/A	9.9%	11.5%	11.6%
% of FP17s for the same patient ID Re-attending within 3 months - Adults	0	44	0.0%	15.2%	16.5%	15.5%
% of FP17s for the same patient ID Re-attending between 3 & 9 months - Children	0	0	N/A	48.8%	48.5%	58.8%
% of FP17s for the same patient ID Re-attending between 3 & 9 months - Adults	0	44	0.0%	38.8%	39.1%	51.1%
% of FP17s for Band 1 Urgent Courses	0	44	0.0%	10.1%	10.6%	9.0%
% of FP17s Relating to Free Repair or Replacements	0	44	0.0%	0.6%	0.5%	0.8%
% of FP17s Relating to Continuations	0	44	0.0%	0.8%	0.7%	0.9%
% of Patients satisfied with the dentistry they have received	0	0	N/A	91.6%	90.5%	93.3%
% of Patients satisfied with the time they had to wait for an appointment	0	0	N/A	87.5%	85.1%	88.9%

* This is based on patients treated on this contract for their most recent course of treatment. Figures in italics indicate the base number of FP17s or Patient Questionnaire responses are less than 100. N/A is shown where the base number of responses is less than 10 during the period. % is calculated as Quantity/Base number*100

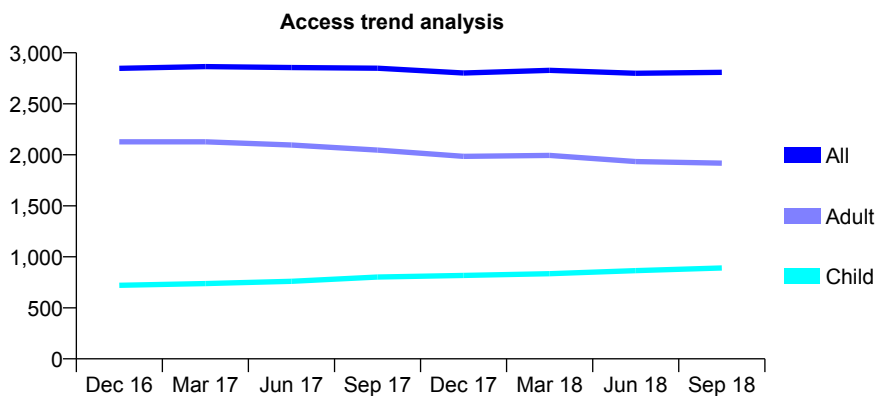
Q63 - Vital Signs At a Glance Contract Report for 397717/0004 - September 2018

Name or company name	MR R KARDEL-TABAR
Contract type name	GDS Contract
Purpose of contract	General
Contract start date	01/10/2014
Contract end date	

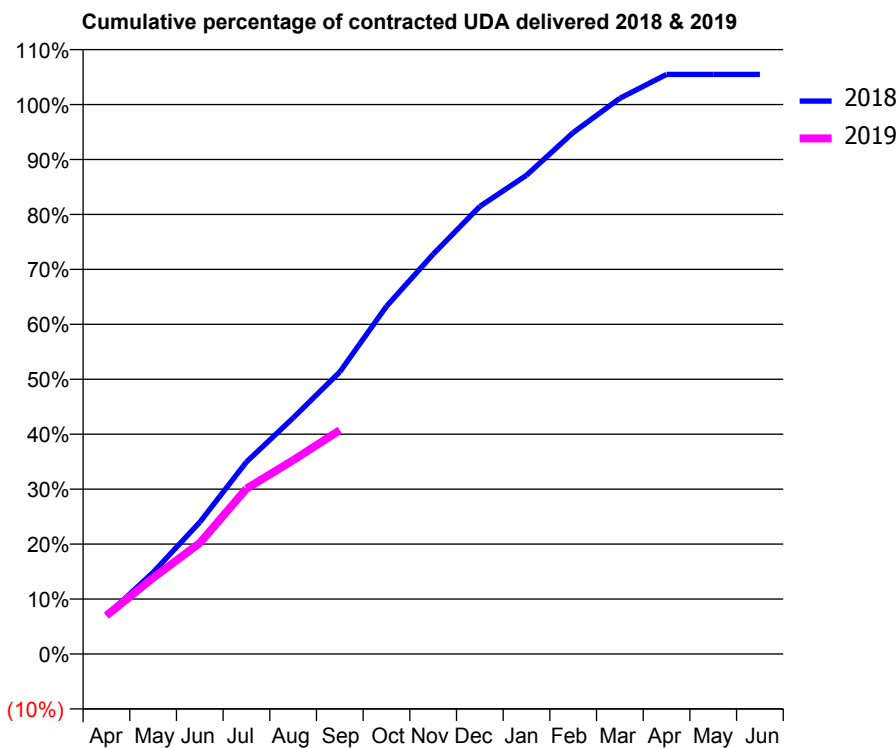
18/19 Contracted general activity (UDA)	6,334
Carry forward general activity (UDA)	-127
18/19 Contracted orthodontic activity (UOA)	0
Carry forward orthodontic activity (UOA)	0
Baseline contract value	£164,894.32

ACCESS*

Patients seen in 24 months	Total	Change since previous quarter
Quarter ending September 2017	2,849	
Quarter ending December 2017	2,802	↓
Quarter ending March 2018	2,828	→
Quarter ending June 2018	2,799	↓
Quarter ending September 2018	2,809	→
Variance since September 2017	(1.4%)	↓



ACTIVITY



Month	Adjusted Scheduled Activity (UDA)	
	2018	2019
April	443	443
May	942	879
June	1,519	1,280
July	2,215	1,906
August	2,722	2,234
September	3,252	2,580
October	4,008	
November	4,609	
December	5,159	
January	5,519	
February	6,011	
March	6,406	
April	6,681	
May	6,681	
June	6,681	

QUALITY

	Quantity	Base Number	Contract	AT	Region	England
% of FP17s for the same patient ID Re-attending within 3 months - Children	30	444	6.8%	9.9%	11.5%	11.6%
% of FP17s for the same patient ID Re-attending within 3 months - Adults	114	724	15.7%	15.2%	16.5%	15.5%
% of FP17s for the same patient ID Re-attending between 3 & 9 months - Children	144	444	32.4%	48.8%	48.5%	58.8%
% of FP17s for the same patient ID Re-attending between 3 & 9 months - Adults	170	724	23.5%	38.8%	39.1%	51.1%
% of FP17s for Band 1 Urgent Courses	227	1,061	21.4%	10.1%	10.6%	9.0%
% of FP17s Relating to Free Repair or Replacements	1	1,061	0.1%	0.6%	0.5%	0.8%
% of FP17s Relating to Continuations	0	1,061	0.0%	0.8%	0.7%	0.9%
% of Patients satisfied with the dentistry they have received	2	2	N/A	91.6%	90.5%	93.3%
% of Patients satisfied with the time they had to wait for an appointment	2	2	N/A	87.5%	85.1%	88.9%

* This is based on patients treated on this contract for their most recent course of treatment. Figures in italics indicate the base number of FP17s or Patient Questionnaire responses are less than 100. N/A is shown where the base number of responses is less than 10 during the period. % is calculated as Quantity/Base number*100

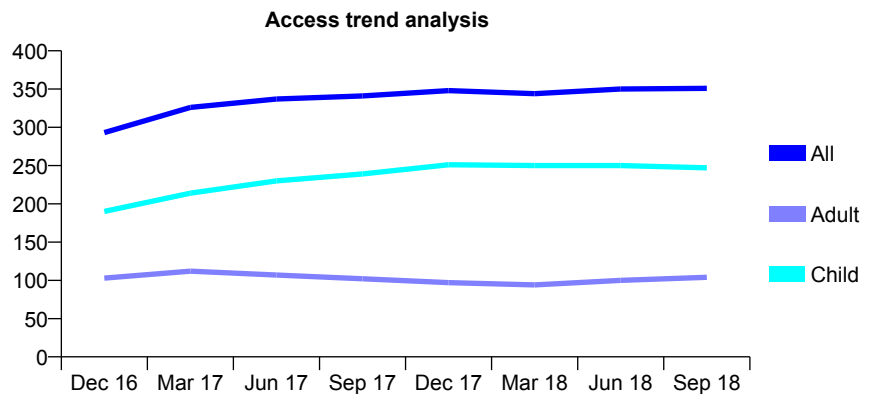
Q63 - Vital Signs At a Glance Contract Report for 559083/0005 - September 2018

Name or company name	MR VS SEHMI
Contract type name	GDS Contract
Purpose of contract	General
Contract start date	23/01/2012
Contract end date	

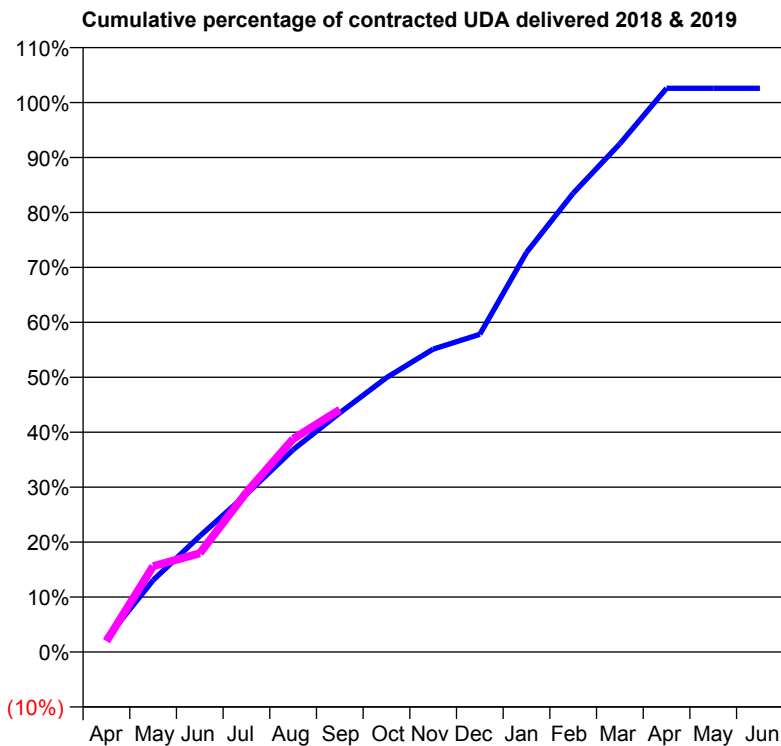
18/19 Contracted general activity (UDA)	859
Carry forward general activity (UDA)	-17
18/19 Contracted orthodontic activity (UOA)	0
Carry forward orthodontic activity (UOA)	0
Baseline contract value	£19,584.05

ACCESS*

Patients seen in 24 months	Total	Change since previous quarter
Quarter ending September 2017	341	
Quarter ending December 2017	348	↑
Quarter ending March 2018	344	↓
Quarter ending June 2018	350	→
Quarter ending September 2018	351	→
Variance since September 2017	2.9%	↑



ACTIVITY



Month	Adjusted Scheduled Activity (UDA)	
	2018	2019
April	21	17
May	112	134
June	181	154
July	247	250
August	316	333
September	374	379
October	429	
November	473	
December	497	
January	625	
February	717	
March	795	
April	881	
May	881	
June	881	

QUALITY

	Quantity	Base Number	Contract	AT	Region	England
% of FP17s for the same patient ID Re-attending within 3 months - Children	24	158	15.2%	9.9%	11.5%	11.6%
% of FP17s for the same patient ID Re-attending within 3 months - Adults	11	53	20.8%	15.2%	16.5%	15.5%
% of FP17s for the same patient ID Re-attending between 3 & 9 months - Children	64	158	40.5%	48.8%	48.5%	58.8%
% of FP17s for the same patient ID Re-attending between 3 & 9 months - Adults	18	53	34.0%	38.8%	39.1%	51.1%
% of FP17s for Band 1 Urgent Courses	18	175	10.3%	10.1%	10.6%	9.0%
% of FP17s Relating to Free Repair or Replacements	0	175	0.0%	0.6%	0.5%	0.8%
% of FP17s Relating to Continuations	0	175	0.0%	0.8%	0.7%	0.9%
% of Patients satisfied with the dentistry they have received	0	0	N/A	91.6%	90.5%	93.3%
% of Patients satisfied with the time they had to wait for an appointment	0	0	N/A	87.5%	85.1%	88.9%

* This is based on patients treated on this contract for their most recent course of treatment. Figures in italics indicate the base number of FP17s or Patient Questionnaire responses are less than 100. N/A is shown where the base number of responses is less than 10 during the period. % is calculated as Quantity/Base number*100

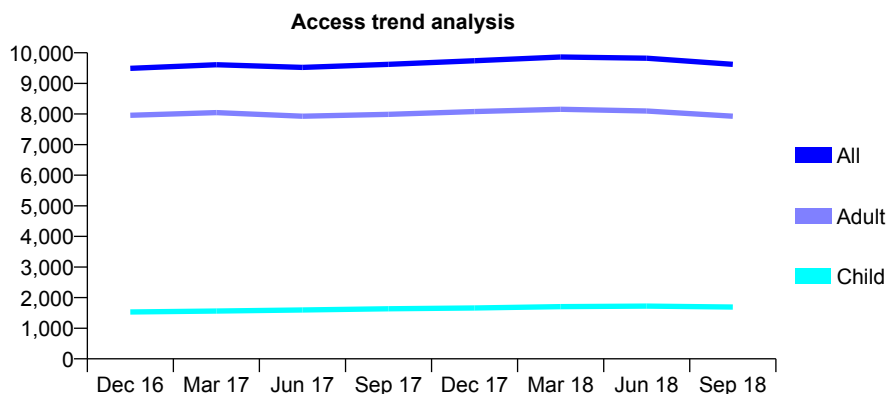
Q63 - Vital Signs At a Glance Contract Report for 559350/0001 - September 2018

Name or company name	MR S SURENDRA
Contract type name	GDS Contract
Purpose of contract	General
Contract start date	01/04/2006
Contract end date	

18/19 Contracted general activity (UDA)	24,100
Carry forward general activity (UDA)	243
18/19 Contracted orthodontic activity (UOA)	0
Carry forward orthodontic activity (UOA)	0
Baseline contract value	£725,354.98

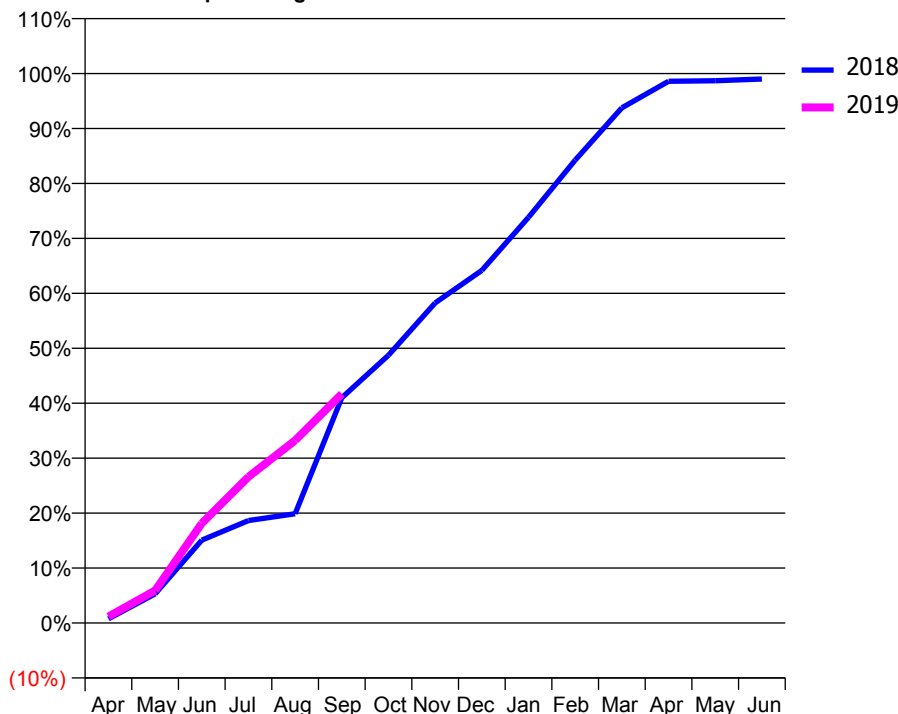
ACCESS*

Patients seen in 24 months	Total	Change since previous quarter
Quarter ending September 2017	9,625	
Quarter ending December 2017	9,740	→
Quarter ending March 2018	9,864	→
Quarter ending June 2018	9,823	→
Quarter ending September 2018	9,621	↓
Variance since September 2017	(0.0%)	→



ACTIVITY

Cumulative percentage of contracted UDA delivered 2018 & 2019



Adjusted Scheduled Activity (UDA)

Month	2018	2019
April	185	285
May	1,277	1,425
June	3,632	4,373
July	4,495	6,411
August	4,792	8,010
September	9,883	10,051
October	11,747	
November	14,039	
December	15,463	
January	17,794	
February	20,302	
March	22,598	
April	23,757	
May	23,785	
June	23,857	

QUALITY

	Quantity	Base Number	Contract	AT	Region	England
% of FP17s for the same patient ID Re-attending within 3 months - Children	82	1,102	7.4%	9.9%	11.5%	11.6%
% of FP17s for the same patient ID Re-attending within 3 months - Adults	456	3,938	11.6%	15.2%	16.5%	15.5%
% of FP17s for the same patient ID Re-attending between 3 & 9 months - Children	529	1,102	48.0%	48.8%	48.5%	58.8%
% of FP17s for the same patient ID Re-attending between 3 & 9 months - Adults	1,353	3,938	34.4%	38.8%	39.1%	51.1%
% of FP17s for Band 1 Urgent Courses	296	4,517	6.6%	10.1%	10.6%	9.0%
% of FP17s Relating to Free Repair or Replacements	3	4,517	0.1%	0.6%	0.5%	0.8%
% of FP17s Relating to Continuations	20	4,517	0.4%	0.8%	0.7%	0.9%
% of Patients satisfied with the dentistry they have received	1	1	N/A	91.6%	90.5%	93.3%
% of Patients satisfied with the time they had to wait for an appointment	1	1	N/A	87.5%	85.1%	88.9%

* This is based on patients treated on this contract for their most recent course of treatment. Figures in italics indicate the base number of FP17s or Patient Questionnaire responses are less than 100. N/A is shown where the base number of responses is less than 10 during the period. % is calculated as Quantity/Base number*100

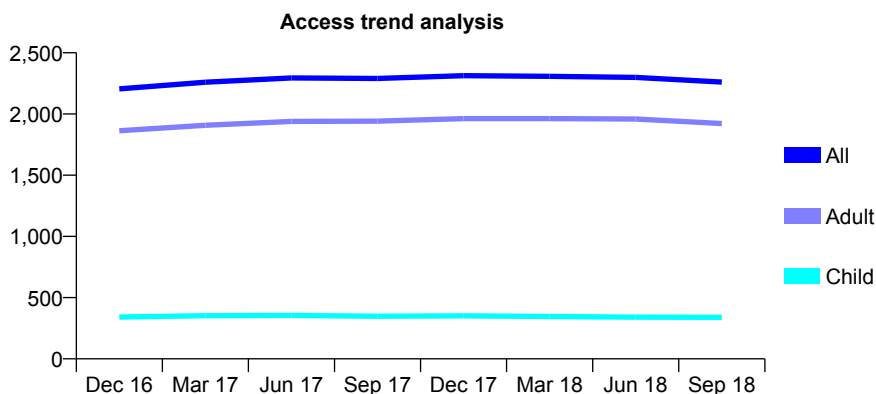
Q63 - Vital Signs At a Glance Contract Report for 565164/0001 - September 2018

Name or company name	MISS P SARGENT
Contract type name	GDS Contract
Purpose of contract	General
Contract start date	01/04/2006
Contract end date	31/10/2018

18/19 Contracted general activity (UDA)	3,908
Carry forward general activity (UDA)	0
18/19 Contracted orthodontic activity (UOA)	0
Carry forward orthodontic activity (UOA)	0
Baseline contract value	£81,607.59

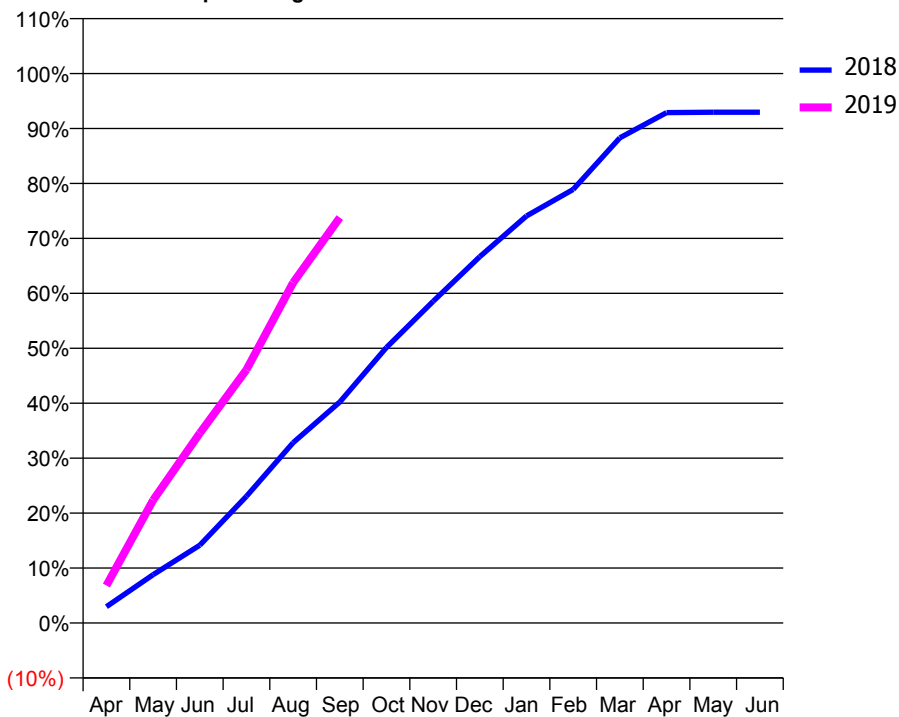
ACCESS*

Patients seen in 24 months	Total	Change since previous quarter
Quarter ending September 2017	2,290	
Quarter ending December 2017	2,313	→
Quarter ending March 2018	2,308	→
Quarter ending June 2018	2,299	→
Quarter ending September 2018	2,261	↓
Variance since September 2017	(1.3%)	↓



ACTIVITY

Cumulative percentage of contracted UDA delivered 2018 & 2019



Month	Adjusted Scheduled Activity (UDA)	
	2018	2019
April	199	267
May	590	874
June	949	1,350
July	1,545	1,802
August	2,198	2,421
September	2,694	2,883
October	3,360	
November	3,923	
December	4,468	
January	4,964	
February	5,286	
March	5,916	
April	6,223	
May	6,228	
June	6,228	

QUALITY

	Quantity	Base Number	Contract	AT	Region	England
% of FP17s for the same patient ID Re-attending within 3 months - Children	7	292	2.4%	9.9%	11.5%	11.6%
% of FP17s for the same patient ID Re-attending within 3 months - Adults	167	1,561	10.7%	15.2%	16.5%	15.5%
% of FP17s for the same patient ID Re-attending between 3 & 9 months - Children	165	292	56.5%	48.8%	48.5%	58.8%
% of FP17s for the same patient ID Re-attending between 3 & 9 months - Adults	863	1,561	55.3%	38.8%	39.1%	51.1%
% of FP17s for Band 1 Urgent Courses	109	1,704	6.4%	10.1%	10.6%	9.0%
% of FP17s Relating to Free Repair or Replacements	0	1,704	0.0%	0.6%	0.5%	0.8%
% of FP17s Relating to Continuations	16	1,704	0.9%	0.8%	0.7%	0.9%
% of Patients satisfied with the dentistry they have received	6	6	N/A	91.6%	90.5%	93.3%
% of Patients satisfied with the time they had to wait for an appointment	6	6	N/A	87.5%	85.1%	88.9%

* This is based on patients treated on this contract for their most recent course of treatment. Figures in italics indicate the base number of FP17s or Patient Questionnaire responses are less than 100. N/A is shown where the base number of responses is less than 10 during the period. % is calculated as Quantity/Base number*100

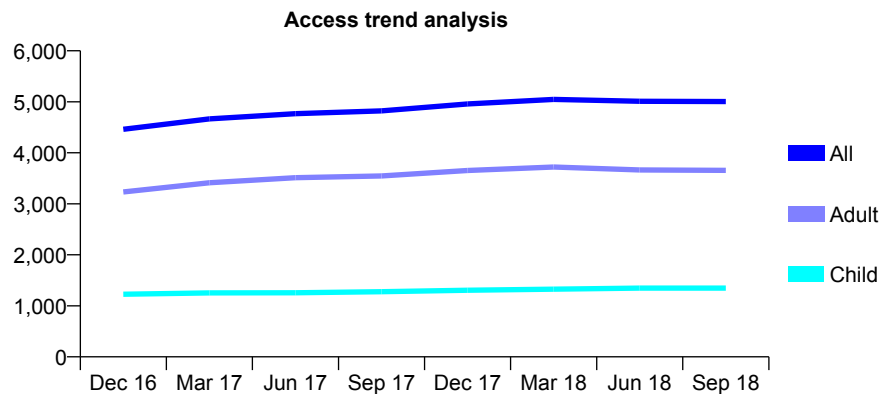
Q63 - Vital Signs At a Glance Contract Report for 566470/0001 - September 2018

Name or company name	MISS D OZA
Contract type name	GDS Contract
Purpose of contract	General
Contract start date	01/04/2006
Contract end date	

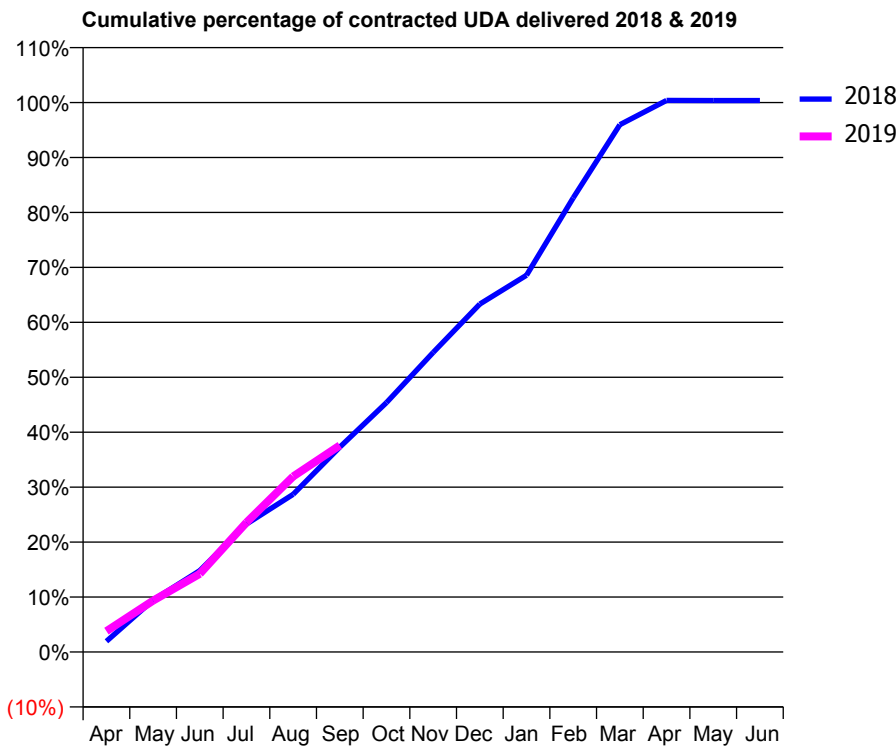
18/19 Contracted general activity (UDA)	13,874
Carry forward general activity (UDA)	-51
18/19 Contracted orthodontic activity (UOA)	0
Carry forward orthodontic activity (UOA)	0
Baseline contract value	£357,561.66

ACCESS*

Patients seen in 24 months	Total	Change since previous quarter
Quarter ending September 2017	4,823	
Quarter ending December 2017	4,958	↑
Quarter ending March 2018	5,048	→
Quarter ending June 2018	5,011	→
Quarter ending September 2018	5,004	→
Variance since September 2017	3.8%	↑



ACTIVITY



Month	Adjusted Scheduled Activity (UDA)	
	2018	2019
April	273	528
May	1,313	1,298
June	2,054	1,975
July	3,231	3,270
August	3,982	4,431
September	5,171	5,218
October	6,297	
November	7,565	
December	8,785	
January	9,512	
February	11,464	
March	13,315	
April	13,926	
May	13,925	
June	13,925	

QUALITY

	Quantity	Base Number	Contract	AT	Region	England
% of FP17s for the same patient ID Re-attending within 3 months - Children	45	795	5.7%	9.9%	11.5%	11.6%
% of FP17s for the same patient ID Re-attending within 3 months - Adults	198	1,821	10.9%	15.2%	16.5%	15.5%
% of FP17s for the same patient ID Re-attending between 3 & 9 months - Children	381	795	47.9%	48.8%	48.5%	58.8%
% of FP17s for the same patient ID Re-attending between 3 & 9 months - Adults	770	1,821	42.3%	38.8%	39.1%	51.1%
% of FP17s for Band 1 Urgent Courses	157	2,407	6.5%	10.1%	10.6%	9.0%
% of FP17s Relating to Free Repair or Replacements	7	2,407	0.3%	0.6%	0.5%	0.8%
% of FP17s Relating to Continuations	3	2,407	0.1%	0.8%	0.7%	0.9%
% of Patients satisfied with the dentistry they have received	0	0	N/A	91.6%	90.5%	93.3%
% of Patients satisfied with the time they had to wait for an appointment	0	0	N/A	87.5%	85.1%	88.9%

* This is based on patients treated on this contract for their most recent course of treatment. Figures in italics indicate the base number of FP17s or Patient Questionnaire responses are less than 100. N/A is shown where the base number of responses is less than 10 during the period. % is calculated as Quantity/Base number*100

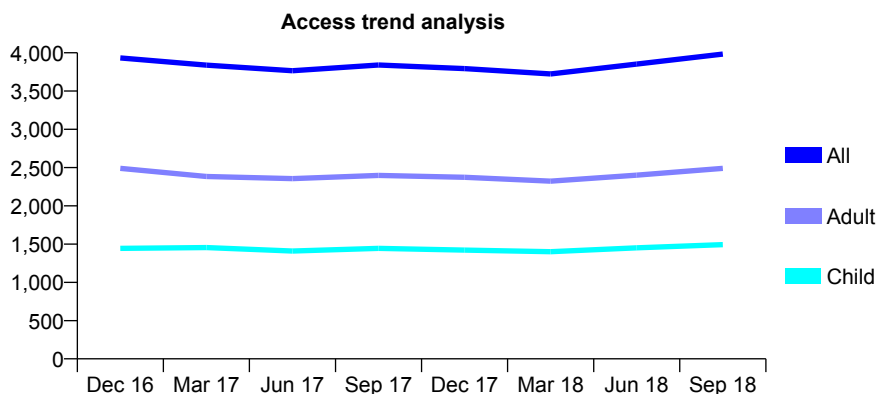
Q63 - Vital Signs At a Glance Contract Report for 567159/0002 - September 2018

Name or company name	K Sachdev, A Sachdev, M Sachdev, N Sac
Contract type name	GDS Contract
Purpose of contract	General
Contract start date	01/04/2006
Contract end date	

18/19 Contracted general activity (UDA)	8,750
Carry forward general activity (UDA)	205
18/19 Contracted orthodontic activity (UOA)	0
Carry forward orthodontic activity (UOA)	0
Baseline contract value	£289,800.20

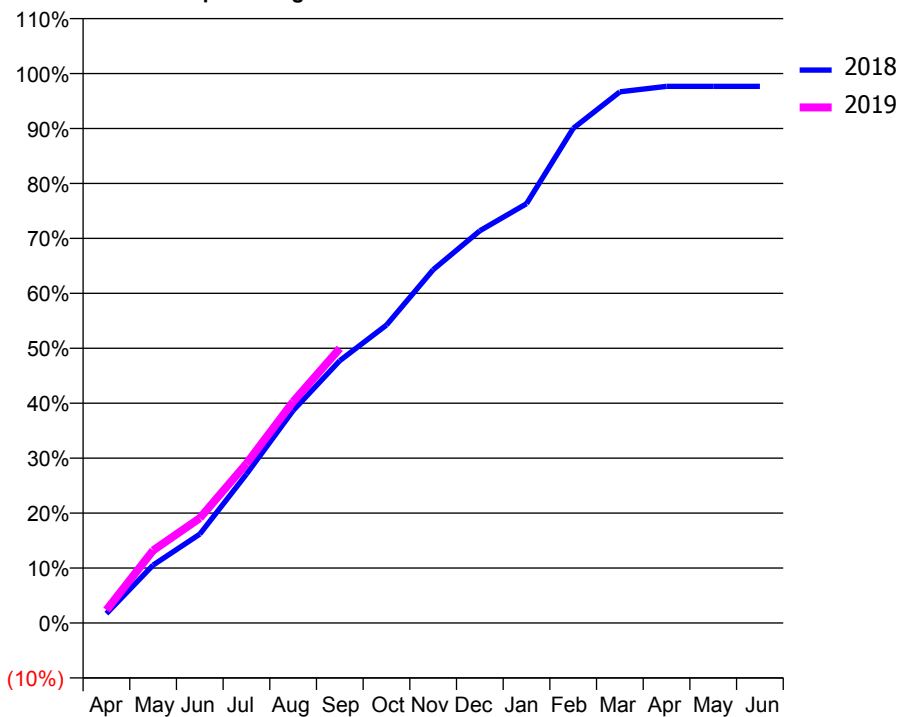
ACCESS*

Patients seen in 24 months	Total	Change since previous quarter
Quarter ending September 2017	3,841	
Quarter ending December 2017	3,794	↓
Quarter ending March 2018	3,723	↓
Quarter ending June 2018	3,852	↑
Quarter ending September 2018	3,983	↑
Variance since September 2017	3.7%	↑



ACTIVITY

Cumulative percentage of contracted UDA delivered 2018 & 2019



Adjusted Scheduled Activity (UDA)

Month	2018	2019
April	150	208
May	922	1,156
June	1,416	1,670
July	2,371	2,539
August	3,383	3,524
September	4,178	4,374
October	4,745	
November	5,625	
December	6,245	
January	6,676	
February	7,876	
March	8,457	
April	8,545	
May	8,545	
June	8,545	

QUALITY

	Quantity	Base Number	Contract	AT	Region	England
% of FP17s for the same patient ID Re-attending within 3 months - Children	80	944	8.5%	9.9%	11.5%	11.6%
% of FP17s for the same patient ID Re-attending within 3 months - Adults	180	1,141	15.8%	15.2%	16.5%	15.5%
% of FP17s for the same patient ID Re-attending between 3 & 9 months - Children	416	944	44.1%	48.8%	48.5%	58.8%
% of FP17s for the same patient ID Re-attending between 3 & 9 months - Adults	250	1,141	21.9%	38.8%	39.1%	51.1%
% of FP17s for Band 1 Urgent Courses	300	2,048	14.6%	10.1%	10.6%	9.0%
% of FP17s Relating to Free Repair or Replacements	2	2,048	0.1%	0.6%	0.5%	0.8%
% of FP17s Relating to Continuations	26	2,048	1.3%	0.8%	0.7%	0.9%
% of Patients satisfied with the dentistry they have received	1	1	N/A	91.6%	90.5%	93.3%
% of Patients satisfied with the time they had to wait for an appointment	1	1	N/A	87.5%	85.1%	88.9%

* This is based on patients treated on this contract for their most recent course of treatment. Figures in italics indicate the base number of FP17s or Patient Questionnaire responses are less than 100. N/A is shown where the base number of responses is less than 10 during the period. % is calculated as Quantity/Base number*100

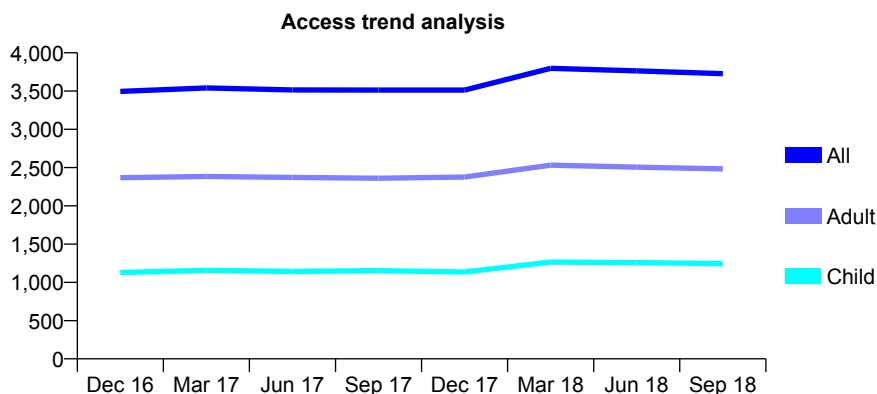
Q63 - Vital Signs At a Glance Contract Report for 567159/0003 - September 2018

Name or company name	K Sachdev, A Sachdev, M Sachdev, N Sac
Contract type name	GDS Contract
Purpose of contract	General
Contract start date	01/04/2006
Contract end date	

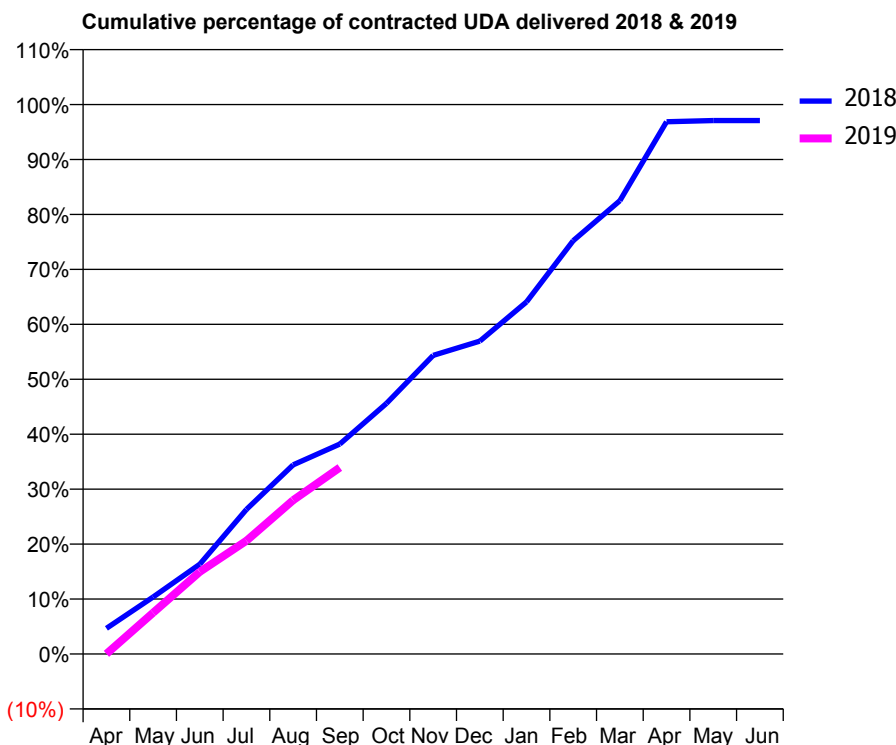
18/19 Contracted general activity (UDA)	12,000
Carry forward general activity (UDA)	352
18/19 Contracted orthodontic activity (UOA)	0
Carry forward orthodontic activity (UOA)	0
Baseline contract value	£370,335.40

ACCESS*

Patients seen in 24 months	Total	Change since previous quarter
Quarter ending September 2017	3,513	
Quarter ending December 2017	3,513	→
Quarter ending March 2018	3,797	↑
Quarter ending June 2018	3,763	→
Quarter ending September 2018	3,728	→
Variance since September 2017	6.1%	↑



ACTIVITY



Adjusted Scheduled Activity (UDA)		
Month	2018	2019
April	559	6
May	1,244	901
June	1,962	1,795
July	3,159	2,472
August	4,132	3,358
September	4,585	4,072
October	5,474	
November	6,522	
December	6,832	
January	7,689	
February	9,026	
March	9,900	
April	11,624	
May	11,648	
June	11,648	

QUALITY

	Quantity	Base Number	Contract	AT	Region	England
% of FP17s for the same patient ID Re-attending within 3 months - Children	62	777	8.0%	9.9%	11.5%	11.6%
% of FP17s for the same patient ID Re-attending within 3 months - Adults	267	1,336	20.0%	15.2%	16.5%	15.5%
% of FP17s for the same patient ID Re-attending between 3 & 9 months - Children	240	777	30.9%	48.8%	48.5%	58.8%
% of FP17s for the same patient ID Re-attending between 3 & 9 months - Adults	332	1,336	24.9%	38.8%	39.1%	51.1%
% of FP17s for Band 1 Urgent Courses	373	1,564	23.8%	10.1%	10.6%	9.0%
% of FP17s Relating to Free Repair or Replacements	14	1,564	0.9%	0.6%	0.5%	0.8%
% of FP17s Relating to Continuations	31	1,564	2.0%	0.8%	0.7%	0.9%
% of Patients satisfied with the dentistry they have received	0	0	N/A	91.6%	90.5%	93.3%
% of Patients satisfied with the time they had to wait for an appointment	0	0	N/A	87.5%	85.1%	88.9%

* This is based on patients treated on this contract for their most recent course of treatment. Figures in italics indicate the base number of FP17s or Patient Questionnaire responses are less than 100. N/A is shown where the base number of responses is less than 10 during the period. % is calculated as Quantity/Base number*100

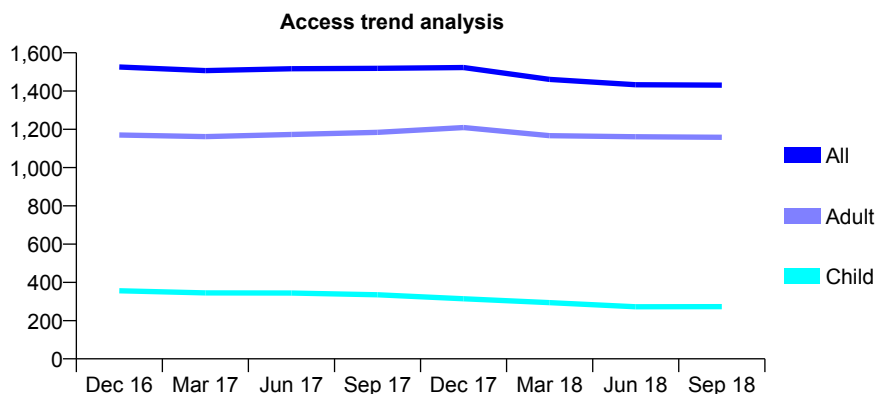
Q63 - Vital Signs At a Glance Contract Report for 567280/0001 - September 2018

Name or company name	MR NL WATERS
Contract type name	GDS Contract
Purpose of contract	General
Contract start date	01/04/2006
Contract end date	

18/19 Contracted general activity (UDA)	3,519
Carry forward general activity (UDA)	-17
18/19 Contracted orthodontic activity (UOA)	0
Carry forward orthodontic activity (UOA)	0
Baseline contract value	£103,385.57

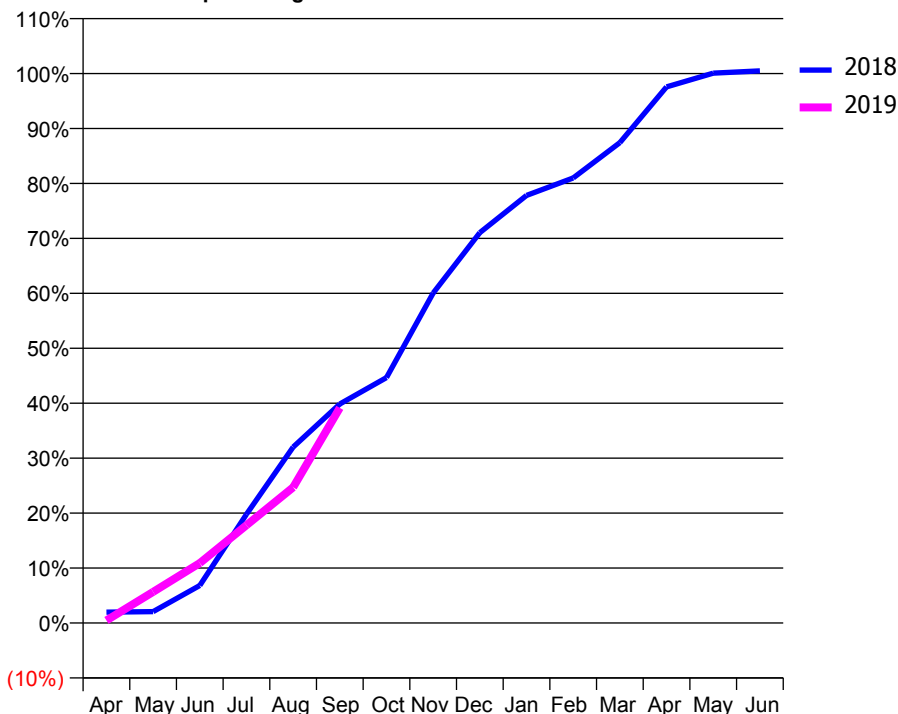
ACCESS*

Patients seen in 24 months	Total	Change since previous quarter
Quarter ending September 2017	1,519	
Quarter ending December 2017	1,523	→
Quarter ending March 2018	1,461	↓
Quarter ending June 2018	1,433	↓
Quarter ending September 2018	1,431	→
Variance since September 2017	(5.8%)	↓



ACTIVITY

Cumulative percentage of contracted UDA delivered 2018 & 2019



Month	Adjusted Scheduled Activity (UDA)	
	2018	2019
April	70	17
May	73	200
June	240	384
July	696	627
August	1,127	869
September	1,403	1,378
October	1,571	
November	2,113	
December	2,500	
January	2,738	
February	2,850	
March	3,076	
April	3,433	
May	3,521	
June	3,536	

QUALITY

	Quantity	Base Number	Contract	AT	Region	England
% of FP17s for the same patient ID Re-attending within 3 months - Children	14	167	8.4%	9.9%	11.5%	11.6%
% of FP17s for the same patient ID Re-attending within 3 months - Adults	36	517	7.0%	15.2%	16.5%	15.5%
% of FP17s for the same patient ID Re-attending between 3 & 9 months - Children	55	167	32.9%	48.8%	48.5%	58.8%
% of FP17s for the same patient ID Re-attending between 3 & 9 months - Adults	162	517	31.3%	38.8%	39.1%	51.1%
% of FP17s for Band 1 Urgent Courses	21	520	4.0%	10.1%	10.6%	9.0%
% of FP17s Relating to Free Repair or Replacements	0	520	0.0%	0.6%	0.5%	0.8%
% of FP17s Relating to Continuations	0	520	0.0%	0.8%	0.7%	0.9%
% of Patients satisfied with the dentistry they have received	0	0	N/A	91.6%	90.5%	93.3%
% of Patients satisfied with the time they had to wait for an appointment	0	0	N/A	87.5%	85.1%	88.9%

* This is based on patients treated on this contract for their most recent course of treatment. Figures in italics indicate the base number of FP17s or Patient Questionnaire responses are less than 100. N/A is shown where the base number of responses is less than 10 during the period. % is calculated as Quantity/Base number*100

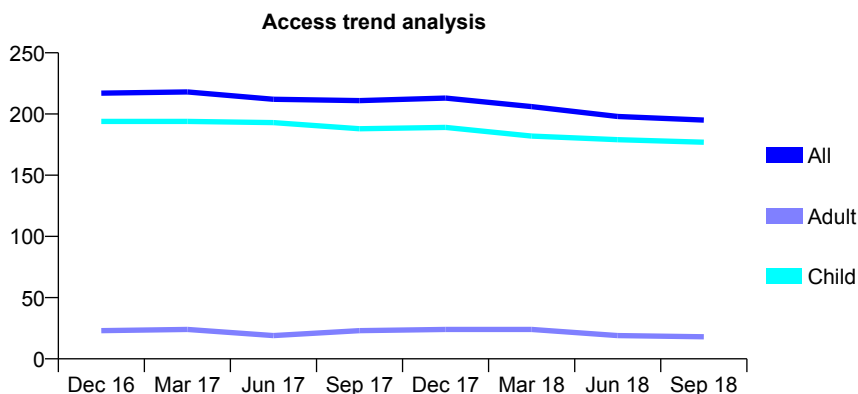
Q63 - Vital Signs At a Glance Contract Report for 567310/0001 - September 2018

Name or company name	MR NS RANA
Contract type name	GDS Contract
Purpose of contract	General
Contract start date	01/04/2006
Contract end date	

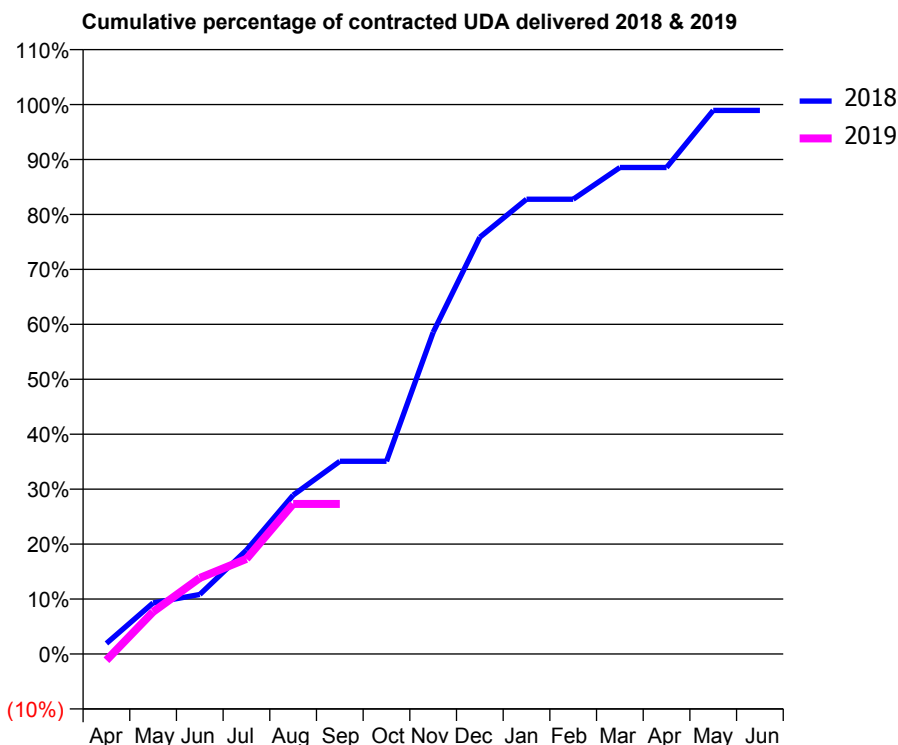
18/19 Contracted general activity (UDA)	260
Carry forward general activity (UDA)	3
18/19 Contracted orthodontic activity (UOA)	0
Carry forward orthodontic activity (UOA)	0
Baseline contract value	£6,766.32

ACCESS*

Patients seen in 24 months	Total	Change since previous quarter
Quarter ending September 2017	211	
Quarter ending December 2017	213	→
Quarter ending March 2018	206	↓
Quarter ending June 2018	198	↓
Quarter ending September 2018	195	↓
Variance since September 2017	(7.6%)	↓



ACTIVITY



Month	Adjusted Scheduled Activity (UDA)	
	2018	2019
April	5	-3
May	24	20
June	28	36
July	49	45
August	75	71
September	91	71
October	91	
November	152	
December	197	
January	215	
February	215	
March	230	
April	230	
May	257	
June	257	

QUALITY

	Quantity	Base Number	Contract	AT	Region	England
% of FP17s for the same patient ID Re-attending within 3 months - Children	1	97	1.0%	9.9%	11.5%	11.6%
% of FP17s for the same patient ID Re-attending within 3 months - Adults	0	5	0.0%	15.2%	16.5%	15.5%
% of FP17s for the same patient ID Re-attending between 3 & 9 months - Children	68	97	70.1%	48.8%	48.5%	58.8%
% of FP17s for the same patient ID Re-attending between 3 & 9 months - Adults	4	5	80.0%	38.8%	39.1%	51.1%
% of FP17s for Band 1 Urgent Courses	0	68	0.0%	10.1%	10.6%	9.0%
% of FP17s Relating to Free Repair or Replacements	0	68	0.0%	0.6%	0.5%	0.8%
% of FP17s Relating to Continuations	0	68	0.0%	0.8%	0.7%	0.9%
% of Patients satisfied with the dentistry they have received	0	0	N/A	91.6%	90.5%	93.3%
% of Patients satisfied with the time they had to wait for an appointment	0	0	N/A	87.5%	85.1%	88.9%

* This is based on patients treated on this contract for their most recent course of treatment. Figures in italics indicate the base number of FP17s or Patient Questionnaire responses are less than 100. N/A is shown where the base number of responses is less than 10 during the period. % is calculated as Quantity/Base number*100

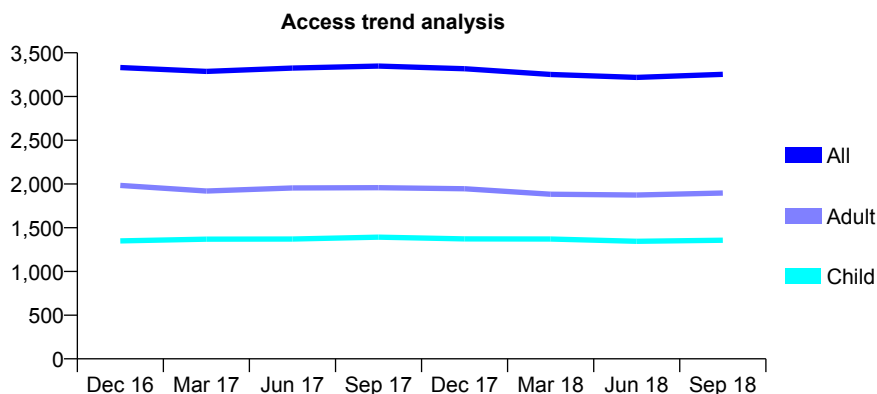
Q63 - Vital Signs At a Glance Contract Report for 567736/0001 - September 2018

Name or company name	MR DM JOSHI
Contract type name	GDS Contract
Purpose of contract	General
Contract start date	01/04/2006
Contract end date	

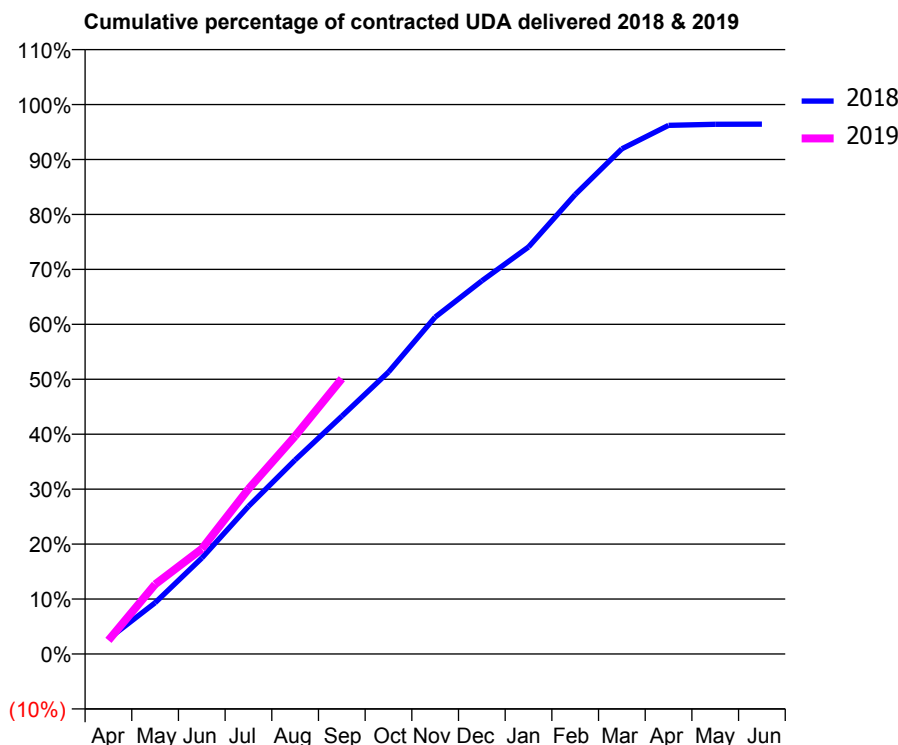
18/19 Contracted general activity (UDA)	6,296
Carry forward general activity (UDA)	226
18/19 Contracted orthodontic activity (UOA)	0
Carry forward orthodontic activity (UOA)	0
Baseline contract value	£189,710.63

ACCESS*

Patients seen in 24 months	Total	Change since previous quarter
Quarter ending September 2017	3,348	
Quarter ending December 2017	3,317	→
Quarter ending March 2018	3,252	↓
Quarter ending June 2018	3,219	↓
Quarter ending September 2018	3,253	→
Variance since September 2017	(2.8%)	↓



ACTIVITY



Adjusted Scheduled Activity (UDA)		
Month	2018	2019
April	173	157
May	588	799
June	1,100	1,205
July	1,692	1,891
August	2,224	2,497
September	2,725	3,155
October	3,231	
November	3,861	
December	4,276	
January	4,663	
February	5,264	
March	5,789	
April	6,058	
May	6,069	
June	6,070	

QUALITY

	Quantity	Base Number	Contract	AT	Region	England
% of FP17s for the same patient ID Re-attending within 3 months - Children	47	1,047	4.5%	9.9%	11.5%	11.6%
% of FP17s for the same patient ID Re-attending within 3 months - Adults	60	981	6.1%	15.2%	16.5%	15.5%
% of FP17s for the same patient ID Re-attending between 3 & 9 months - Children	663	1,047	63.3%	48.8%	48.5%	58.8%
% of FP17s for the same patient ID Re-attending between 3 & 9 months - Adults	363	981	37.0%	38.8%	39.1%	51.1%
% of FP17s for Band 1 Urgent Courses	116	1,873	6.2%	10.1%	10.6%	9.0%
% of FP17s Relating to Free Repair or Replacements	1	1,873	0.1%	0.6%	0.5%	0.8%
% of FP17s Relating to Continuations	2	1,873	0.1%	0.8%	0.7%	0.9%
% of Patients satisfied with the dentistry they have received	1	1	N/A	91.6%	90.5%	93.3%
% of Patients satisfied with the time they had to wait for an appointment	1	1	N/A	87.5%	85.1%	88.9%

* This is based on patients treated on this contract for their most recent course of treatment. Figures in italics indicate the base number of FP17s or Patient Questionnaire responses are less than 100. N/A is shown where the base number of responses is less than 10 during the period. % is calculated as Quantity/Base number*100

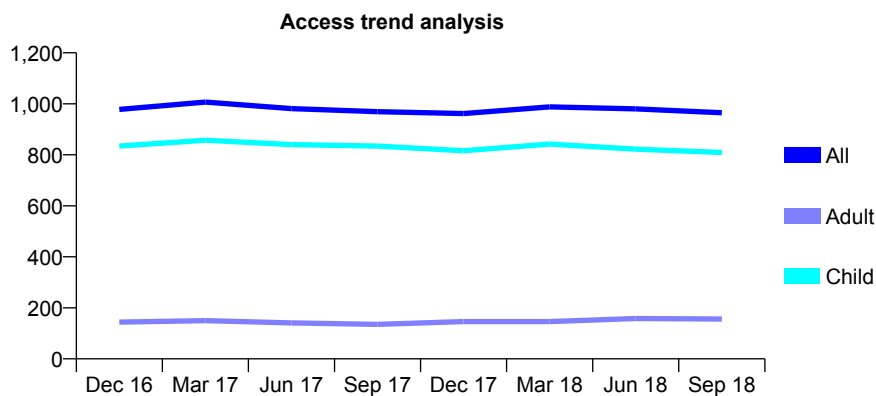
Q63 - Vital Signs At a Glance Contract Report for 574481/0001 - September 2018

Name or company name	MR PD BANNER
Contract type name	GDS Contract
Purpose of contract	General
Contract start date	01/04/2006
Contract end date	

18/19 Contracted general activity (UDA)	2,000
Carry forward general activity (UDA)	-3
18/19 Contracted orthodontic activity (UOA)	0
Carry forward orthodontic activity (UOA)	0
Baseline contract value	£48,615.62

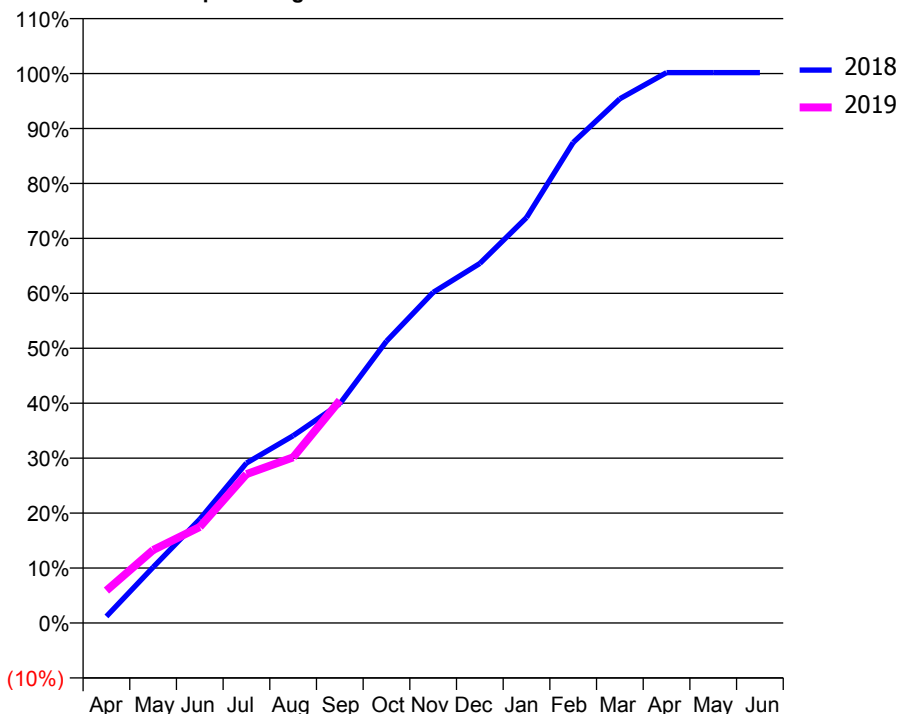
ACCESS*

Patients seen in 24 months	Total	Change since previous quarter
Quarter ending September 2017	969	
Quarter ending December 2017	962	→
Quarter ending March 2018	988	↑
Quarter ending June 2018	980	→
Quarter ending September 2018	965	↓
Variance since September 2017	(0.4%)	→



ACTIVITY

Cumulative percentage of contracted UDA delivered 2018 & 2019



Month	Adjusted Scheduled Activity (UDA)	
	2018	2019
April	24	118
May	203	266
June	378	350
July	582	542
August	682	603
September	798	810
October	1,026	
November	1,203	
December	1,309	
January	1,476	
February	1,749	
March	1,908	
April	2,003	
May	2,003	
June	2,003	

QUALITY

	Quantity	Base Number	Contract	AT	Region	England
% of FP17s for the same patient ID Re-attending within 3 months - Children	17	599	2.8%	9.9%	11.5%	11.6%
% of FP17s for the same patient ID Re-attending within 3 months - Adults	2	45	4.4%	15.2%	16.5%	15.5%
% of FP17s for the same patient ID Re-attending between 3 & 9 months - Children	395	599	65.9%	48.8%	48.5%	58.8%
% of FP17s for the same patient ID Re-attending between 3 & 9 months - Adults	21	45	46.7%	38.8%	39.1%	51.1%
% of FP17s for Band 1 Urgent Courses	7	568	1.2%	10.1%	10.6%	9.0%
% of FP17s Relating to Free Repair or Replacements	0	568	0.0%	0.6%	0.5%	0.8%
% of FP17s Relating to Continuations	4	568	0.7%	0.8%	0.7%	0.9%
% of Patients satisfied with the dentistry they have received	0	0	N/A	91.6%	90.5%	93.3%
% of Patients satisfied with the time they had to wait for an appointment	0	0	N/A	87.5%	85.1%	88.9%

* This is based on patients treated on this contract for their most recent course of treatment. Figures in italics indicate the base number of FP17s or Patient Questionnaire responses are less than 100. N/A is shown where the base number of responses is less than 10 during the period. % is calculated as Quantity/Base number*100

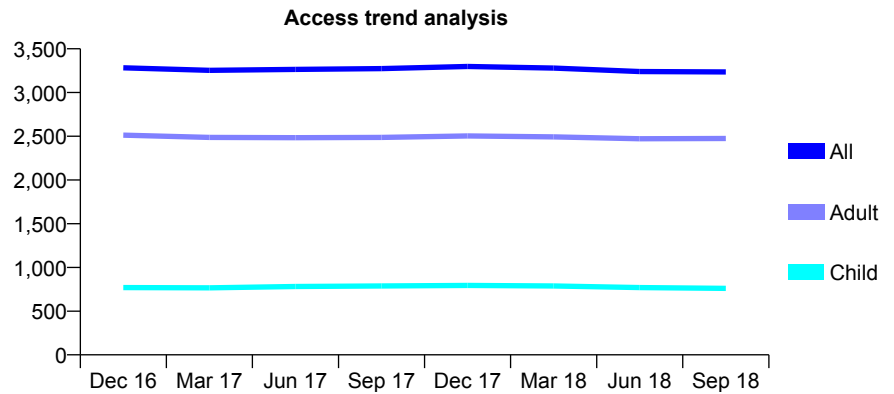
Q63 - Vital Signs At a Glance Contract Report for 574678/0001 - September 2018

Name or company name	MR MJ PRITCHARD
Contract type name	GDS Contract
Purpose of contract	General
Contract start date	01/04/2006
Contract end date	

18/19 Contracted general activity (UDA)	8,500
Carry forward general activity (UDA)	-170
18/19 Contracted orthodontic activity (UOA)	0
Carry forward orthodontic activity (UOA)	0
Baseline contract value	£226,902.16

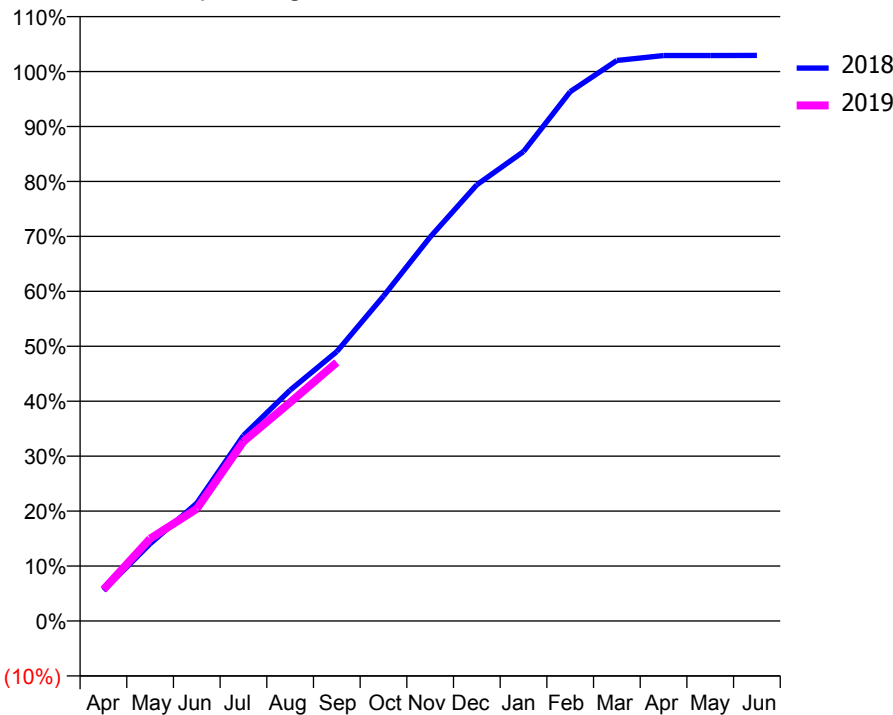
ACCESS*

Patients seen in 24 months	Total	Change since previous quarter
Quarter ending September 2017	3,274	
Quarter ending December 2017	3,298	→
Quarter ending March 2018	3,280	→
Quarter ending June 2018	3,240	↓
Quarter ending September 2018	3,236	→
Variance since September 2017	(1.2%)	↓



ACTIVITY

Cumulative percentage of contracted UDA delivered 2018 & 2019



Month	Adjusted Scheduled Activity (UDA)	
	2018	2019
April	474	486
May	1,196	1,275
June	1,823	1,736
July	2,871	2,778
August	3,571	3,381
September	4,167	4,001
October	5,026	
November	5,939	
December	6,748	
January	7,262	
February	8,188	
March	8,671	
April	8,747	
May	8,747	
June	8,748	

QUALITY

	Quantity	Base Number	Contract	AT	Region	England
% of FP17s for the same patient ID Re-attending within 3 months - Children	22	532	4.1%	9.9%	11.5%	11.6%
% of FP17s for the same patient ID Re-attending within 3 months - Adults	133	1,595	8.3%	15.2%	16.5%	15.5%
% of FP17s for the same patient ID Re-attending between 3 & 9 months - Children	372	532	69.9%	48.8%	48.5%	58.8%
% of FP17s for the same patient ID Re-attending between 3 & 9 months - Adults	1,001	1,595	62.8%	38.8%	39.1%	51.1%
% of FP17s for Band 1 Urgent Courses	25	2,089	1.2%	10.1%	10.6%	9.0%
% of FP17s Relating to Free Repair or Replacements	4	2,089	0.2%	0.6%	0.5%	0.8%
% of FP17s Relating to Continuations	1	2,089	0.0%	0.8%	0.7%	0.9%
% of Patients satisfied with the dentistry they have received	3	3	N/A	91.6%	90.5%	93.3%
% of Patients satisfied with the time they had to wait for an appointment	2	3	N/A	87.5%	85.1%	88.9%

* This is based on patients treated on this contract for their most recent course of treatment. Figures in italics indicate the base number of FP17s or Patient Questionnaire responses are less than 100. N/A is shown where the base number of responses is less than 10 during the period. % is calculated as Quantity/Base number*100

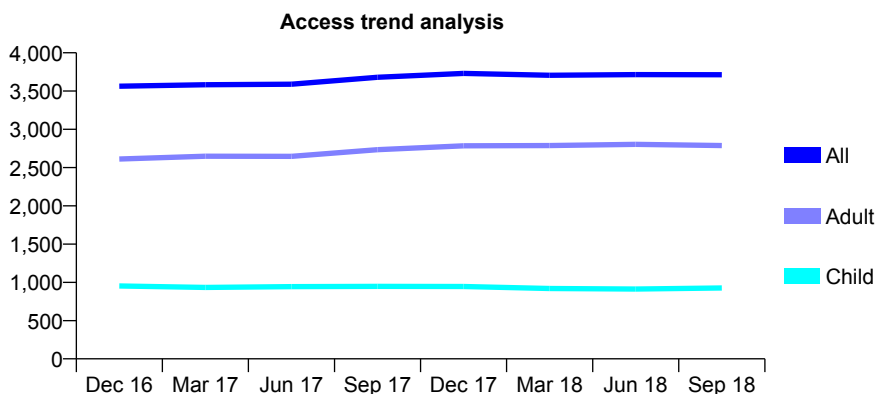
Q63 - Vital Signs At a Glance Contract Report for 576611/0001 - September 2018

Name or company name	MISS SN PATEL
Contract type name	GDS Contract
Purpose of contract	General
Contract start date	01/04/2006
Contract end date	

18/19 Contracted general activity (UDA)	10,620
Carry forward general activity (UDA)	1,527
18/19 Contracted orthodontic activity (UOA)	0
Carry forward orthodontic activity (UOA)	0
Baseline contract value	£264,858.92

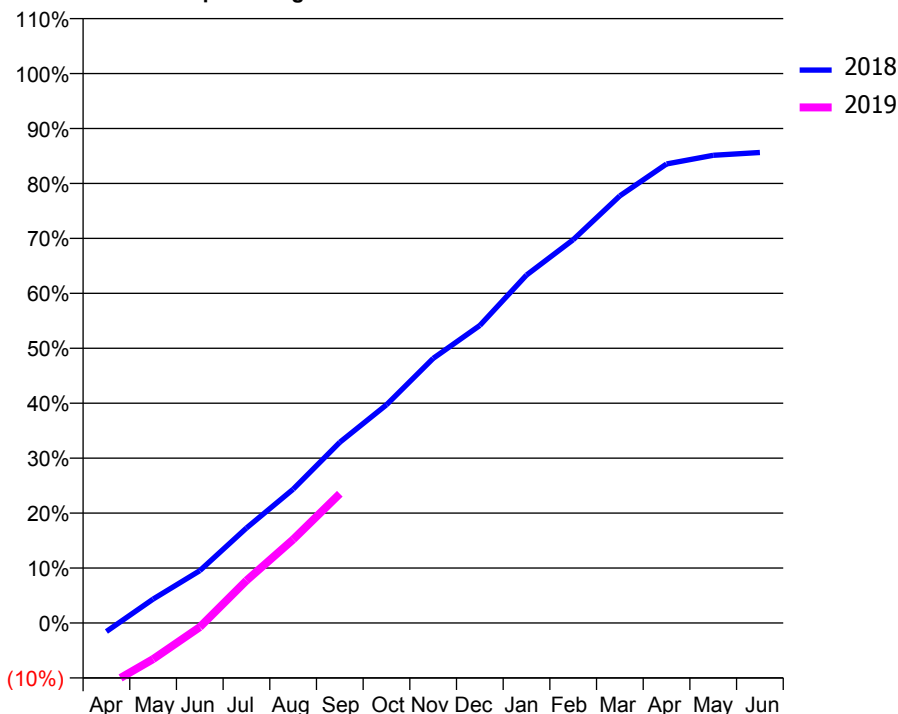
ACCESS*

Patients seen in 24 months	Total	Change since previous quarter
Quarter ending September 2017	3,681	
Quarter ending December 2017	3,730	→
Quarter ending March 2018	3,707	→
Quarter ending June 2018	3,715	→
Quarter ending September 2018	3,714	→
Variance since September 2017	0.9%	→



ACTIVITY

Cumulative percentage of contracted UDA delivered 2018 & 2019



Adjusted Scheduled Activity (UDA)

Month	2018	2019
April	-165	-1,224
May	461	-700
June	1,011	-81
July	1,836	821
August	2,586	1,615
September	3,494	2,499
October	4,218	
November	5,113	
December	5,750	
January	6,726	
February	7,408	
March	8,255	
April	8,872	
May	9,038	
June	9,093	

QUALITY

	Quantity	Base Number	Contract	AT	Region	England
% of FP17s for the same patient ID Re-attending within 3 months - Children	46	597	7.7%	9.9%	11.5%	11.6%
% of FP17s for the same patient ID Re-attending within 3 months - Adults	236	1,510	15.6%	15.2%	16.5%	15.5%
% of FP17s for the same patient ID Re-attending between 3 & 9 months - Children	254	597	42.5%	48.8%	48.5%	58.8%
% of FP17s for the same patient ID Re-attending between 3 & 9 months - Adults	441	1,510	29.2%	38.8%	39.1%	51.1%
% of FP17s for Band 1 Urgent Courses	244	1,655	14.7%	10.1%	10.6%	9.0%
% of FP17s Relating to Free Repair or Replacements	13	1,655	0.8%	0.6%	0.5%	0.8%
% of FP17s Relating to Continuations	10	1,655	0.6%	0.8%	0.7%	0.9%
% of Patients satisfied with the dentistry they have received	0	0	N/A	91.6%	90.5%	93.3%
% of Patients satisfied with the time they had to wait for an appointment	0	0	N/A	87.5%	85.1%	88.9%

* This is based on patients treated on this contract for their most recent course of treatment. Figures in italics indicate the base number of FP17s or Patient Questionnaire responses are less than 100. N/A is shown where the base number of responses is less than 10 during the period. % is calculated as Quantity/Base number*100

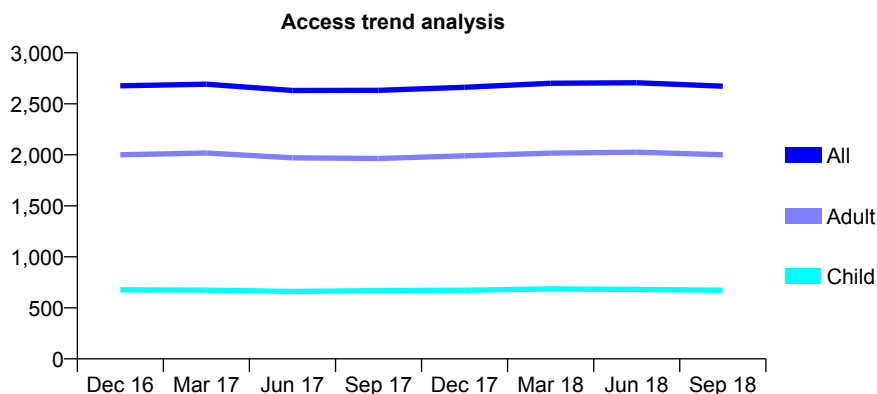
Q63 - Vital Signs At a Glance Contract Report for 577464/0001 - September 2018

Name or company name	MR NR RUBAKUMAR
Contract type name	GDS Contract
Purpose of contract	General
Contract start date	01/04/2006
Contract end date	

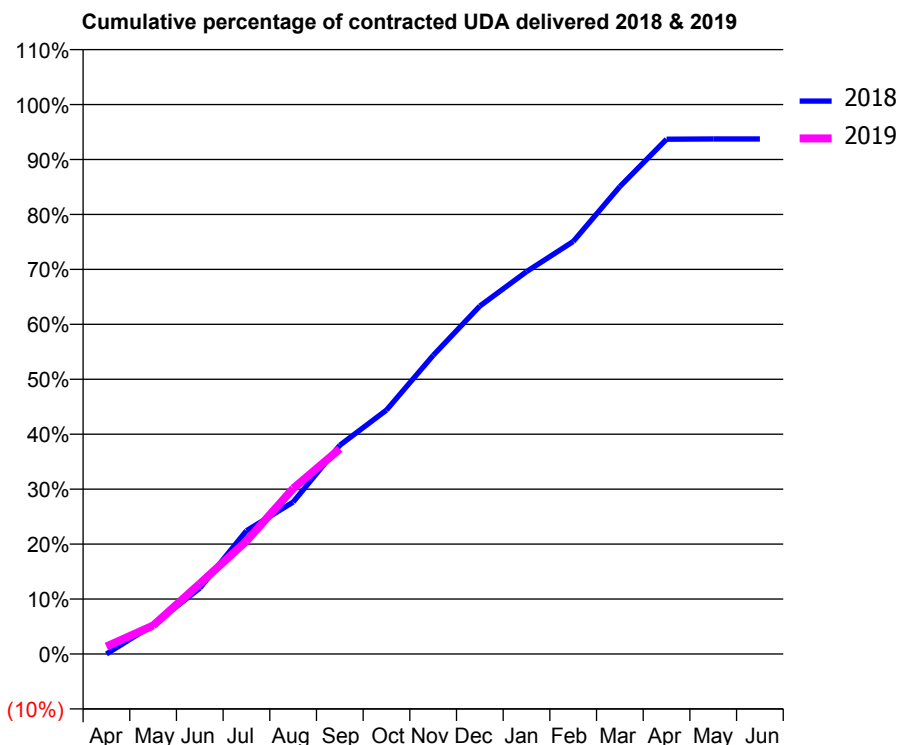
18/19 Contracted general activity (UDA)	7,583
Carry forward general activity (UDA)	0
18/19 Contracted orthodontic activity (UOA)	0
Carry forward orthodontic activity (UOA)	0
Baseline contract value	£211,394.33

ACCESS*

Patients seen in 24 months	Total	Change since previous quarter
Quarter ending September 2017	2,632	
Quarter ending December 2017	2,662	→
Quarter ending March 2018	2,701	→
Quarter ending June 2018	2,707	→
Quarter ending September 2018	2,673	↓
Variance since September 2017	1.6%	→



ACTIVITY



Month	Adjusted Scheduled Activity (UDA)	
	2018	2019
April	0	105
May	402	393
June	908	971
July	1,701	1,560
August	2,096	2,285
September	2,880	2,831
October	3,366	
November	4,120	
December	4,801	
January	5,276	
February	5,693	
March	6,450	
April	7,104	
May	7,107	
June	7,107	

QUALITY

	Quantity	Base Number	Contract	AT	Region	England
% of FP17s for the same patient ID Re-attending within 3 months - Children	16	340	4.7%	9.9%	11.5%	11.6%
% of FP17s for the same patient ID Re-attending within 3 months - Adults	223	1,126	19.8%	15.2%	16.5%	15.5%
% of FP17s for the same patient ID Re-attending between 3 & 9 months - Children	114	340	33.5%	48.8%	48.5%	58.8%
% of FP17s for the same patient ID Re-attending between 3 & 9 months - Adults	332	1,126	29.5%	38.8%	39.1%	51.1%
% of FP17s for Band 1 Urgent Courses	182	1,199	15.2%	10.1%	10.6%	9.0%
% of FP17s Relating to Free Repair or Replacements	11	1,199	0.9%	0.6%	0.5%	0.8%
% of FP17s Relating to Continuations	25	1,199	2.1%	0.8%	0.7%	0.9%
% of Patients satisfied with the dentistry they have received	4	4	N/A	91.6%	90.5%	93.3%
% of Patients satisfied with the time they had to wait for an appointment	4	4	N/A	87.5%	85.1%	88.9%

* This is based on patients treated on this contract for their most recent course of treatment. Figures in italics indicate the base number of FP17s or Patient Questionnaire responses are less than 100. N/A is shown where the base number of responses is less than 10 during the period. % is calculated as Quantity/Base number*100

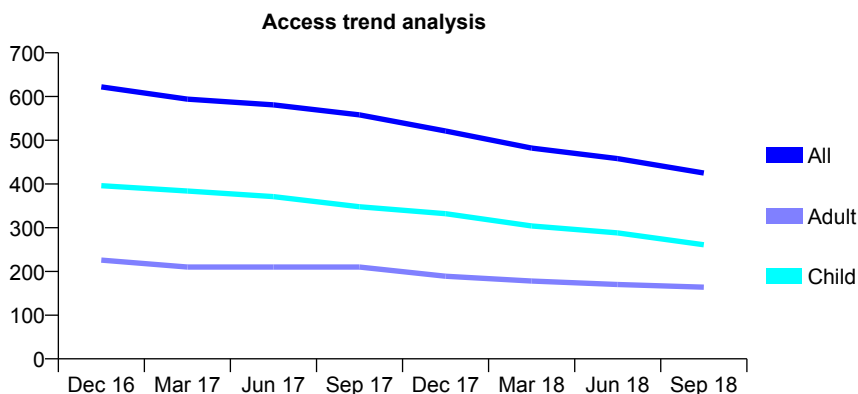
Q63 - Vital Signs At a Glance Contract Report for 578673/0002 - September 2018

Name or company name	M Shah
Contract type name	GDS Contract
Purpose of contract	General
Contract start date	01/04/2006
Contract end date	

18/19 Contracted general activity (UDA)	2,235
Carry forward general activity (UDA)	20
18/19 Contracted orthodontic activity (UOA)	0
Carry forward orthodontic activity (UOA)	0
Baseline contract value	£56,586.95

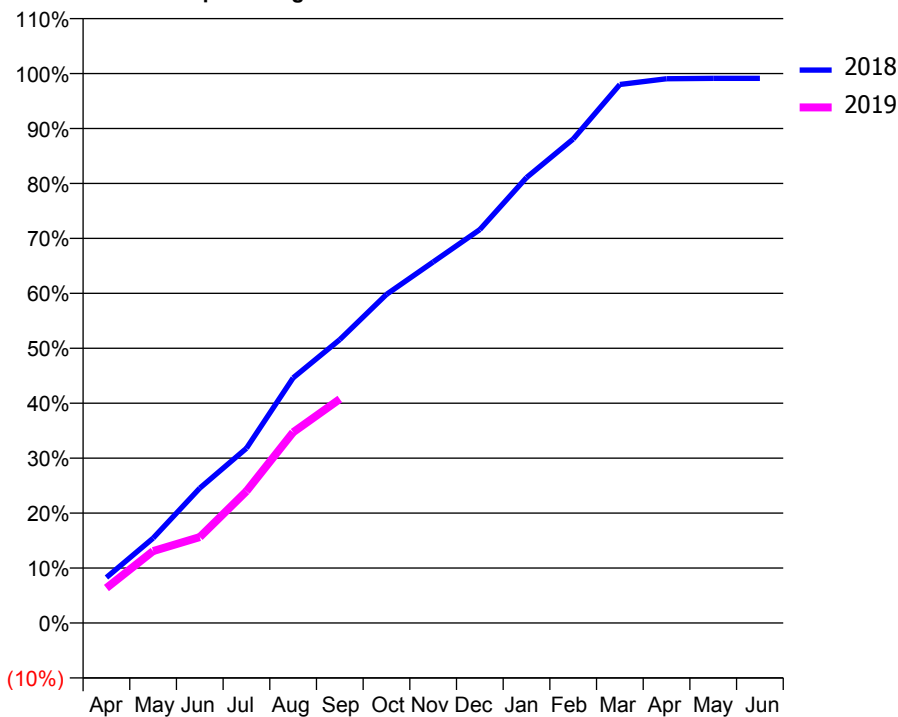
ACCESS*

Patients seen in 24 months	Total	Change since previous quarter
Quarter ending September 2017	558	
Quarter ending December 2017	521	↓
Quarter ending March 2018	482	↓
Quarter ending June 2018	458	↓
Quarter ending September 2018	425	↓
Variance since September 2017	(23.8%)	↓



ACTIVITY

Cumulative percentage of contracted UDA delivered 2018 & 2019



Adjusted Scheduled Activity (UDA)

Month	2018	2019
April	185	142
May	345	292
June	548	350
July	711	536
August	997	776
September	1,153	911
October	1,337	
November	1,469	
December	1,600	
January	1,812	
February	1,968	
March	2,190	
April	2,213	
May	2,215	
June	2,215	

QUALITY

	Quantity	Base Number	Contract	AT	Region	England
% of FP17s for the same patient ID Re-attending within 3 months - Children	25	201	12.4%	9.9%	11.5%	11.6%
% of FP17s for the same patient ID Re-attending within 3 months - Adults	15	114	13.2%	15.2%	16.5%	15.5%
% of FP17s for the same patient ID Re-attending between 3 & 9 months - Children	139	201	69.2%	48.8%	48.5%	58.8%
% of FP17s for the same patient ID Re-attending between 3 & 9 months - Adults	76	114	66.7%	38.8%	39.1%	51.1%
% of FP17s for Band 1 Urgent Courses	9	307	2.9%	10.1%	10.6%	9.0%
% of FP17s Relating to Free Repair or Replacements	0	307	0.0%	0.6%	0.5%	0.8%
% of FP17s Relating to Continuations	1	307	0.3%	0.8%	0.7%	0.9%
% of Patients satisfied with the dentistry they have received	0	1	N/A	91.6%	90.5%	93.3%
% of Patients satisfied with the time they had to wait for an appointment	0	1	N/A	87.5%	85.1%	88.9%

* This is based on patients treated on this contract for their most recent course of treatment. Figures in italics indicate the base number of FP17s or Patient Questionnaire responses are less than 100. N/A is shown where the base number of responses is less than 10 during the period. % is calculated as Quantity/Base number*100

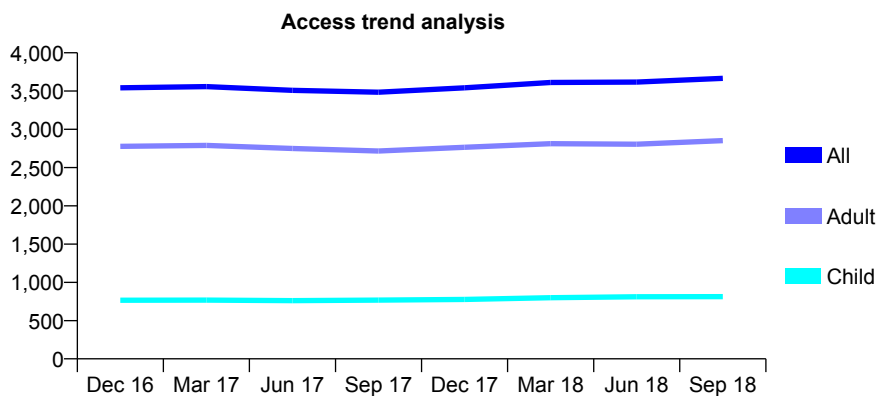
Q63 - Vital Signs At a Glance Contract Report for 610070/0001 - September 2018

Name or company name	MR DV PATEL
Contract type name	GDS Contract
Purpose of contract	General
Contract start date	01/04/2011
Contract end date	

18/19 Contracted general activity (UDA)	7,500
Carry forward general activity (UDA)	-150
18/19 Contracted orthodontic activity (UOA)	0
Carry forward orthodontic activity (UOA)	0
Baseline contract value	£207,003.47

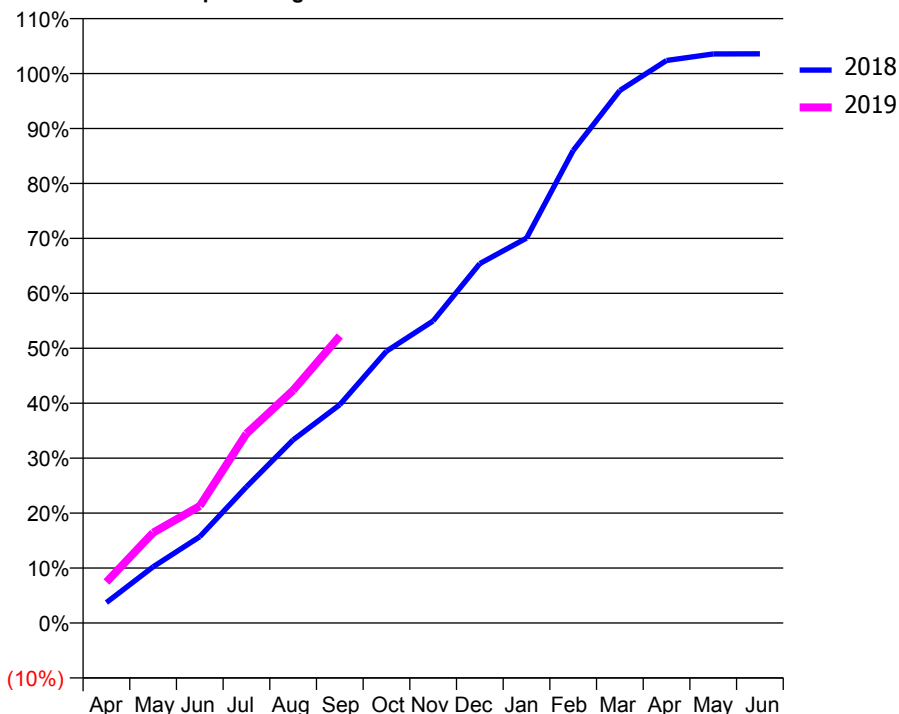
ACCESS*

Patients seen in 24 months	Total	Change since previous quarter
Quarter ending September 2017	3,485	
Quarter ending December 2017	3,542	→
Quarter ending March 2018	3,612	→
Quarter ending June 2018	3,618	→
Quarter ending September 2018	3,666	→
Variance since September 2017	5.2%	↑



ACTIVITY

Cumulative percentage of contracted UDA delivered 2018 & 2019



Month	Adjusted Scheduled Activity (UDA)	
	2018	2019
April	280	559
May	767	1,234
June	1,178	1,596
July	1,859	2,585
August	2,500	3,176
September	2,981	3,918
October	3,710	
November	4,123	
December	4,907	
January	5,253	
February	6,449	
March	7,268	
April	7,678	
May	7,767	
June	7,768	

QUALITY

	Quantity	Base Number	Contract	AT	Region	England
% of FP17s for the same patient ID Re-attending within 3 months - Children	38	536	7.1%	9.9%	11.5%	11.6%
% of FP17s for the same patient ID Re-attending within 3 months - Adults	216	1,587	13.6%	15.2%	16.5%	15.5%
% of FP17s for the same patient ID Re-attending between 3 & 9 months - Children	197	536	36.8%	48.8%	48.5%	58.8%
% of FP17s for the same patient ID Re-attending between 3 & 9 months - Adults	498	1,587	31.4%	38.8%	39.1%	51.1%
% of FP17s for Band 1 Urgent Courses	238	1,905	12.5%	10.1%	10.6%	9.0%
% of FP17s Relating to Free Repair or Replacements	18	1,905	0.9%	0.6%	0.5%	0.8%
% of FP17s Relating to Continuations	29	1,905	1.5%	0.8%	0.7%	0.9%
% of Patients satisfied with the dentistry they have received	0	0	N/A	91.6%	90.5%	93.3%
% of Patients satisfied with the time they had to wait for an appointment	0	0	N/A	87.5%	85.1%	88.9%

* This is based on patients treated on this contract for their most recent course of treatment. Figures in italics indicate the base number of FP17s or Patient Questionnaire responses are less than 100. N/A is shown where the base number of responses is less than 10 during the period. % is calculated as Quantity/Base number*100

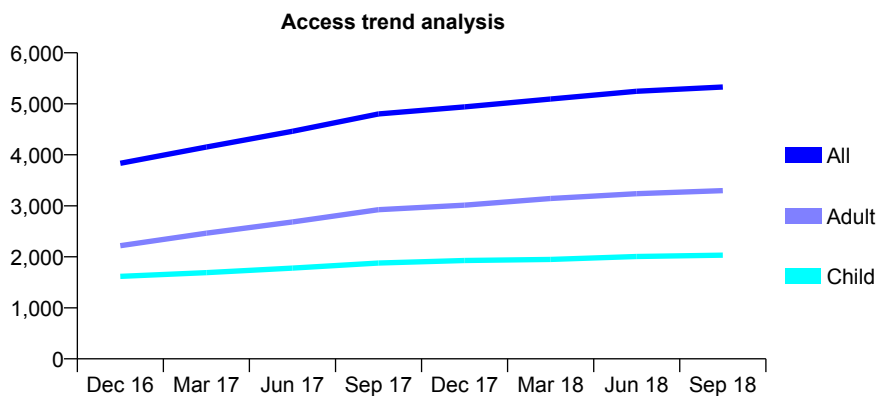
Q63 - Vital Signs At a Glance Contract Report for 610070/0002 - September 2018

Name or company name	MR DV PATEL
Contract type name	GDS Contract
Purpose of contract	General
Contract start date	01/11/2015
Contract end date	

18/19 Contracted general activity (UDA)	10,000
Carry forward general activity (UDA)	-200
18/19 Contracted orthodontic activity (UOA)	0
Carry forward orthodontic activity (UOA)	0
Baseline contract value	£253,941.61

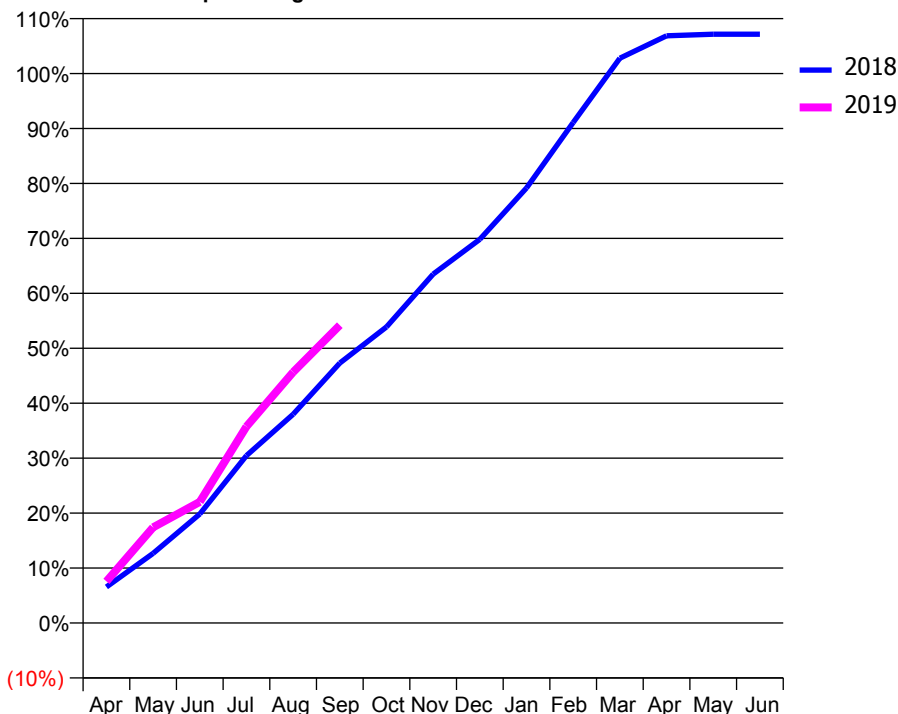
ACCESS*

Patients seen in 24 months	Total	Change since previous quarter
Quarter ending September 2017	4,801	
Quarter ending December 2017	4,941	↑
Quarter ending March 2018	5,093	↑
Quarter ending June 2018	5,245	↑
Quarter ending September 2018	5,330	→
Variance since September 2017	11.0%	↑



ACTIVITY

Cumulative percentage of contracted UDA delivered 2018 & 2019



Adjusted Scheduled Activity (UDA)		
Month	2018	2019
April	656	757
May	1,267	1,740
June	1,985	2,206
July	3,046	3,576
August	3,800	4,566
September	4,730	5,420
October	5,390	
November	6,351	
December	6,982	
January	7,918	
February	9,109	
March	10,279	
April	10,686	
May	10,715	
June	10,715	

QUALITY

	Quantity	Base Number	Contract	AT	Region	England
% of FP17s for the same patient ID Re-attending within 3 months - Children	94	1,510	6.2%	9.9%	11.5%	11.6%
% of FP17s for the same patient ID Re-attending within 3 months - Adults	184	1,914	9.6%	15.2%	16.5%	15.5%
% of FP17s for the same patient ID Re-attending between 3 & 9 months - Children	880	1,510	58.3%	48.8%	48.5%	58.8%
% of FP17s for the same patient ID Re-attending between 3 & 9 months - Adults	845	1,914	44.1%	38.8%	39.1%	51.1%
% of FP17s for Band 1 Urgent Courses	220	3,171	6.9%	10.1%	10.6%	9.0%
% of FP17s Relating to Free Repair or Replacements	8	3,171	0.3%	0.6%	0.5%	0.8%
% of FP17s Relating to Continuations	0	3,171	0.0%	0.8%	0.7%	0.9%
% of Patients satisfied with the dentistry they have received	3	3	N/A	91.6%	90.5%	93.3%
% of Patients satisfied with the time they had to wait for an appointment	3	3	N/A	87.5%	85.1%	88.9%

* This is based on patients treated on this contract for their most recent course of treatment. Figures in italics indicate the base number of FP17s or Patient Questionnaire responses are less than 100. N/A is shown where the base number of responses is less than 10 during the period. % is calculated as Quantity/Base number*100

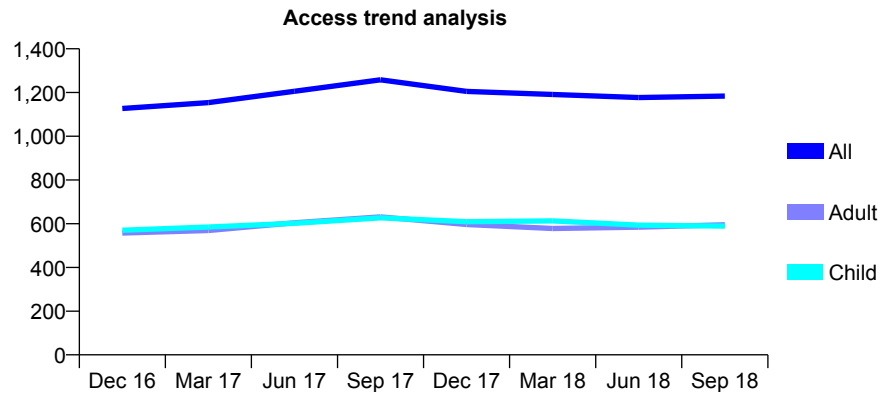
Q63 - Vital Signs At a Glance Contract Report for 623369/0002 - September 2018

Name or company name	MR RP BATEMAN
Contract type name	PDS Contract
Purpose of contract	General and Orthodontic
Contract start date	01/04/2006
Contract end date	31/03/2019

18/19 Contracted general activity (UDA)	1,777
Carry forward general activity (UDA)	-33
18/19 Contracted orthodontic activity (UOA)	3,951
Carry forward orthodontic activity (UOA)	-55
Baseline contract value	£344,140.64

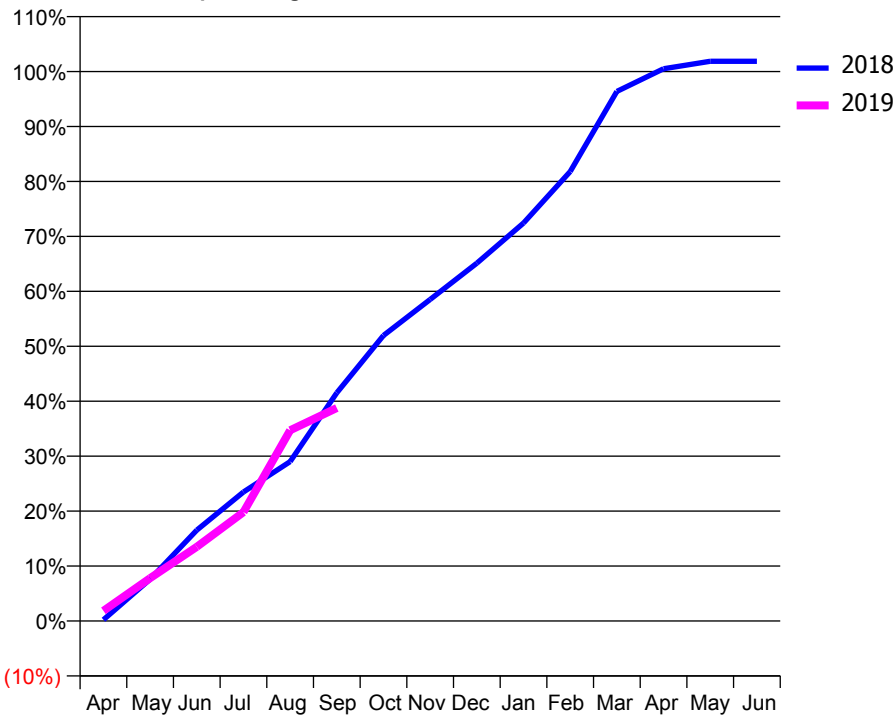
ACCESS*

Patients seen in 24 months	Total	Change since previous quarter
Quarter ending September 2017	1,258	
Quarter ending December 2017	1,205	↓
Quarter ending March 2018	1,191	↓
Quarter ending June 2018	1,177	↓
Quarter ending September 2018	1,184	→
Variance since September 2017	(5.9%)	↓



ACTIVITY

Cumulative percentage of contracted UDA delivered 2018 & 2019



Adjusted Scheduled Activity (UDA)		
Month	2018	2019
April	4	33
May	135	139
June	294	240
July	417	352
August	515	617
September	738	689
October	923	
November	1,040	
December	1,157	
January	1,287	
February	1,454	
March	1,713	
April	1,786	
May	1,810	
June	1,810	

QUALITY

	Quantity	Base Number	Contract	AT	Region	England
% of FP17s for the same patient ID Re-attending within 3 months - Children	18	354	5.1%	9.9%	11.5%	11.6%
% of FP17s for the same patient ID Re-attending within 3 months - Adults	20	199	10.1%	15.2%	16.5%	15.5%
% of FP17s for the same patient ID Re-attending between 3 & 9 months - Children	48	354	13.6%	48.8%	48.5%	58.8%
% of FP17s for the same patient ID Re-attending between 3 & 9 months - Adults	58	199	29.1%	38.8%	39.1%	51.1%
% of FP17s for Band 1 Urgent Courses	10	301	3.3%	10.1%	10.6%	9.0%
% of FP17s Relating to Free Repair or Replacements	2	301	0.7%	0.6%	0.5%	0.8%
% of FP17s Relating to Continuations	2	301	0.7%	0.8%	0.7%	0.9%
% of Patients satisfied with the dentistry they have received	0	0	N/A	91.6%	90.5%	93.3%
% of Patients satisfied with the time they had to wait for an appointment	0	0	N/A	87.5%	85.1%	88.9%

* This is based on patients treated on this contract for their most recent course of treatment. Figures in italics indicate the base number of FP17s or Patient Questionnaire responses are less than 100. N/A is shown where the base number of responses is less than 10 during the period. % is calculated as Quantity/Base number*100

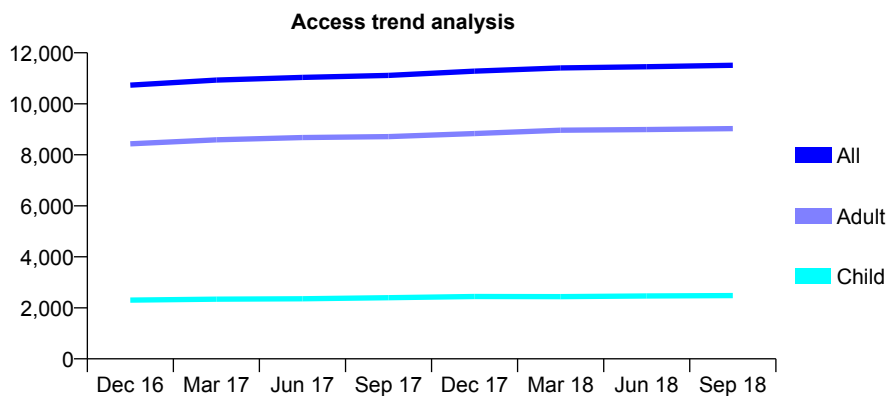
Q63 - Vital Signs At a Glance Contract Report for 624896/0003 - September 2018

Name or company name	Dentaria
Contract type name	GDS Contract
Purpose of contract	General
Contract start date	01/04/2006
Contract end date	

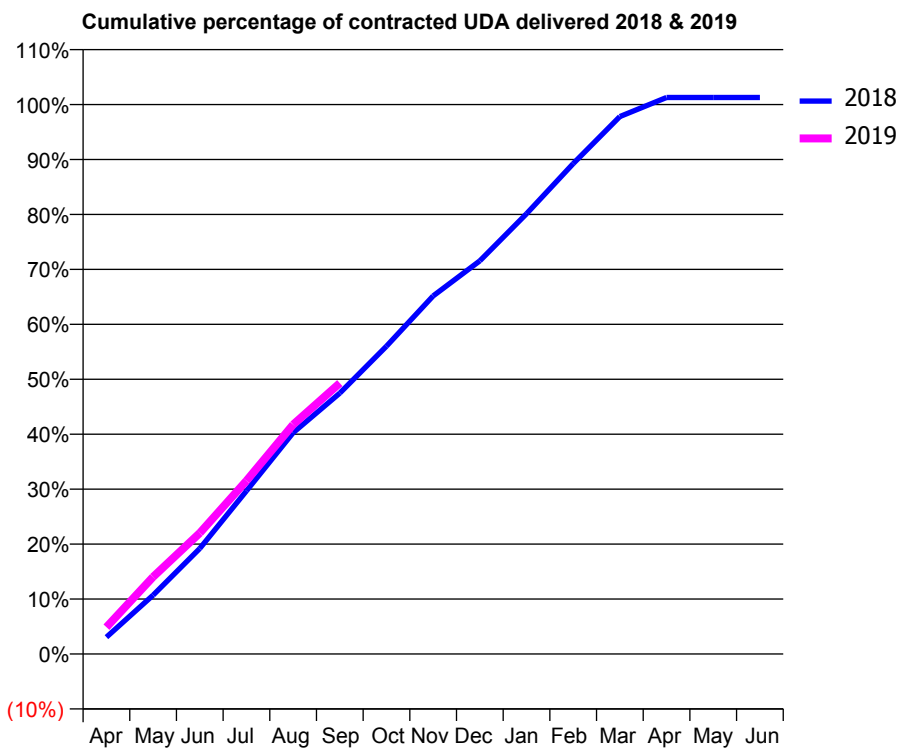
18/19 Contracted general activity (UDA)	30,842
Carry forward general activity (UDA)	-395
18/19 Contracted orthodontic activity (UOA)	0
Carry forward orthodontic activity (UOA)	0
Baseline contract value	£903,722.47

ACCESS*

Patients seen in 24 months	Total	Change since previous quarter
Quarter ending September 2017	11,114	
Quarter ending December 2017	11,279	→
Quarter ending March 2018	11,406	→
Quarter ending June 2018	11,453	→
Quarter ending September 2018	11,512	→
Variance since September 2017	3.6%	↑



ACTIVITY



Month	Adjusted Scheduled Activity (UDA)	
	2018	2019
April	949	1,508
May	3,304	4,330
June	5,921	6,793
July	9,154	9,725
August	12,422	12,876
September	14,643	15,205
October	17,280	
November	20,103	
December	22,067	
January	24,711	
February	27,523	
March	30,163	
April	31,236	
May	31,236	
June	31,237	

QUALITY

	Quantity	Base Number	Contract	AT	Region	England
% of FP17s for the same patient ID Re-attending within 3 months - Children	96	1,605	6.0%	9.9%	11.5%	11.6%
% of FP17s for the same patient ID Re-attending within 3 months - Adults	580	5,158	11.2%	15.2%	16.5%	15.5%
% of FP17s for the same patient ID Re-attending between 3 & 9 months - Children	689	1,605	42.9%	48.8%	48.5%	58.8%
% of FP17s for the same patient ID Re-attending between 3 & 9 months - Adults	2,087	5,158	40.5%	38.8%	39.1%	51.1%
% of FP17s for Band 1 Urgent Courses	510	6,250	8.2%	10.1%	10.6%	9.0%
% of FP17s Relating to Free Repair or Replacements	39	6,250	0.6%	0.6%	0.5%	0.8%
% of FP17s Relating to Continuations	81	6,250	1.3%	0.8%	0.7%	0.9%
% of Patients satisfied with the dentistry they have received	6	7	N/A	91.6%	90.5%	93.3%
% of Patients satisfied with the time they had to wait for an appointment	7	7	N/A	87.5%	85.1%	88.9%

* This is based on patients treated on this contract for their most recent course of treatment. Figures in italics indicate the base number of FP17s or Patient Questionnaire responses are less than 100. N/A is shown where the base number of responses is less than 10 during the period. % is calculated as Quantity/Base number*100

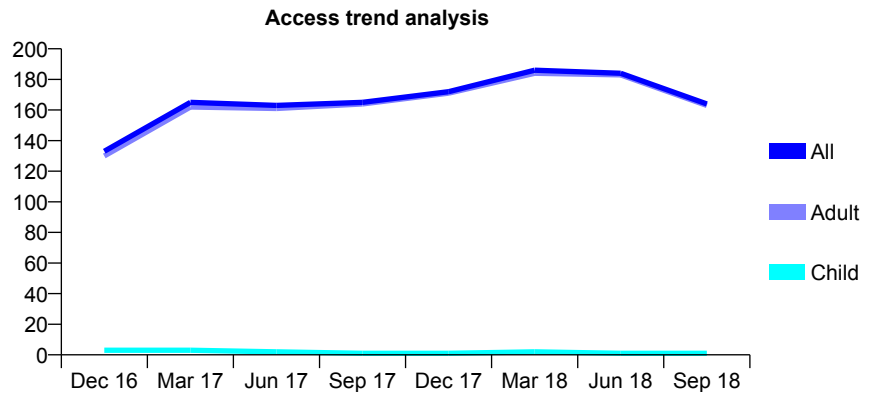
Q63 - Vital Signs At a Glance Contract Report for 624896/0005 - September 2018

Name or company name	MR JA GINTY
Contract type name	PDS Contract
Purpose of contract	General
Contract start date	01/09/2010
Contract end date	31/07/2018

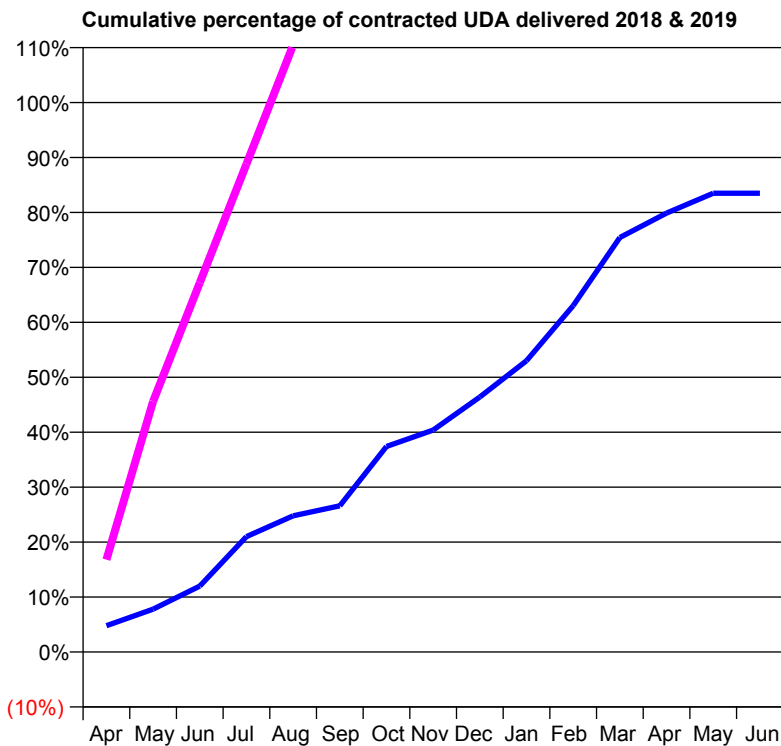
18/19 Contracted general activity (UDA)	125
Carry forward general activity (UDA)	0
18/19 Contracted orthodontic activity (UOA)	0
Carry forward orthodontic activity (UOA)	0
Baseline contract value	£6,246.74

ACCESS*

Patients seen in 24 months	Total	Change since previous quarter
Quarter ending September 2017	165	
Quarter ending December 2017	172	↑
Quarter ending March 2018	186	↑
Quarter ending June 2018	184	↓
Quarter ending September 2018	164	↓
Variance since September 2017	(0.6%)	→



ACTIVITY



Adjusted Scheduled Activity (UDA)		
Month	2018	2019
April	24	21
May	39	57
June	60	84
July	105	111
August	124	138
September	133	138
October	187	
November	202	
December	232	
January	265	
February	315	
March	377	
April	399	
May	417	
June	417	

QUALITY

	Quantity	Base Number	Contract	AT	Region	England
% of FP17s for the same patient ID Re-attending within 3 months - Children	0	2	0.0%	9.9%	11.5%	11.6%
% of FP17s for the same patient ID Re-attending within 3 months - Adults	0	61	0.0%	15.2%	16.5%	15.5%
% of FP17s for the same patient ID Re-attending between 3 & 9 months - Children	0	2	0.0%	48.8%	48.5%	58.8%
% of FP17s for the same patient ID Re-attending between 3 & 9 months - Adults	0	61	0.0%	38.8%	39.1%	51.1%
% of FP17s for Band 1 Urgent Courses	0	48	0.0%	10.1%	10.6%	9.0%
% of FP17s Relating to Free Repair or Replacements	0	48	0.0%	0.6%	0.5%	0.8%
% of FP17s Relating to Continuations	0	48	0.0%	0.8%	0.7%	0.9%
% of Patients satisfied with the dentistry they have received	0	0	N/A	91.6%	90.5%	93.3%
% of Patients satisfied with the time they had to wait for an appointment	0	0	N/A	87.5%	85.1%	88.9%

* This is based on patients treated on this contract for their most recent course of treatment. Figures in italics indicate the base number of FP17s or Patient Questionnaire responses are less than 100. N/A is shown where the base number of responses is less than 10 during the period. % is calculated as Quantity/Base number*100

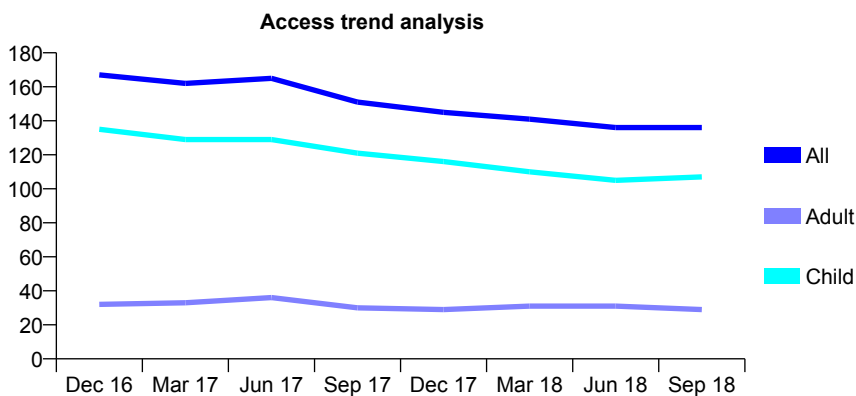
Q63 - Vital Signs At a Glance Contract Report for 630667/0001 - September 2018

Name or company name	MRS CA SIDA-MURRAY
Contract type name	GDS Contract
Purpose of contract	General
Contract start date	01/04/2006
Contract end date	

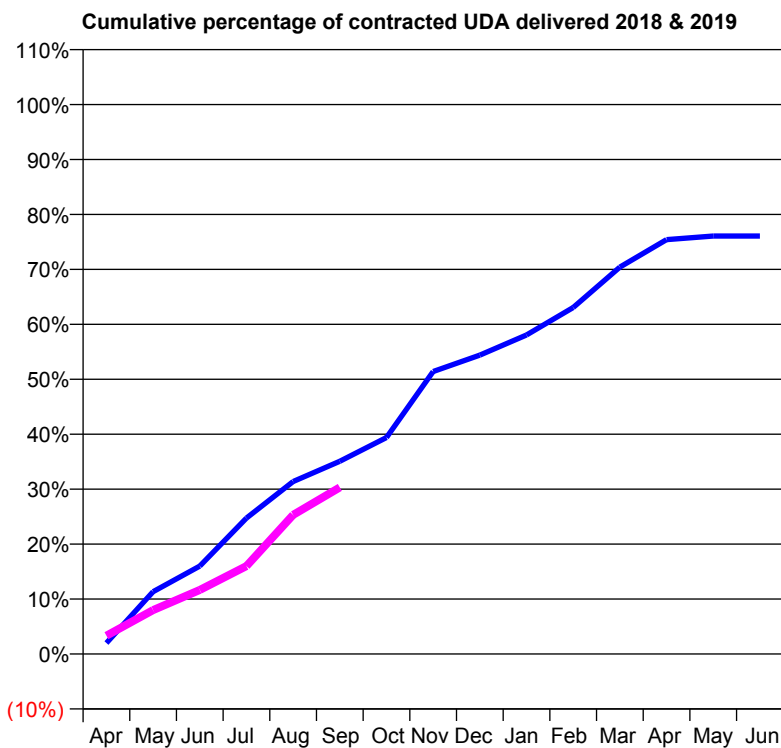
18/19 Contracted general activity (UDA)	300
Carry forward general activity (UDA)	0
18/19 Contracted orthodontic activity (UOA)	0
Carry forward orthodontic activity (UOA)	0
Baseline contract value	£7,279.60

ACCESS*

Patients seen in 24 months	Total	Change since previous quarter
Quarter ending September 2017	151	
Quarter ending December 2017	145	↓
Quarter ending March 2018	141	↓
Quarter ending June 2018	136	↓
Quarter ending September 2018	136	→
Variance since September 2017	(9.9%)	↓



ACTIVITY



Month	Adjusted Scheduled Activity (UDA)	
	2018	2019
April	6	10
May	34	24
June	48	35
July	74	48
August	94	76
September	105	91
October	118	
November	154	
December	163	
January	174	
February	189	
March	211	
April	226	
May	228	
June	228	

QUALITY

	Quantity	Base Number	Contract	AT	Region	England
% of FP17s for the same patient ID Re-attending within 3 months - Children	5	84	6.0%	9.9%	11.5%	11.6%
% of FP17s for the same patient ID Re-attending within 3 months - Adults	0	12	0.0%	15.2%	16.5%	15.5%
% of FP17s for the same patient ID Re-attending between 3 & 9 months - Children	58	84	69.0%	48.8%	48.5%	58.8%
% of FP17s for the same patient ID Re-attending between 3 & 9 months - Adults	9	12	75.0%	38.8%	39.1%	51.1%
% of FP17s for Band 1 Urgent Courses	0	79	0.0%	10.1%	10.6%	9.0%
% of FP17s Relating to Free Repair or Replacements	0	79	0.0%	0.6%	0.5%	0.8%
% of FP17s Relating to Continuations	0	79	0.0%	0.8%	0.7%	0.9%
% of Patients satisfied with the dentistry they have received	1	1	N/A	91.6%	90.5%	93.3%
% of Patients satisfied with the time they had to wait for an appointment	1	1	N/A	87.5%	85.1%	88.9%

* This is based on patients treated on this contract for their most recent course of treatment. Figures in italics indicate the base number of FP17s or Patient Questionnaire responses are less than 100. N/A is shown where the base number of responses is less than 10 during the period. % is calculated as Quantity/Base number*100

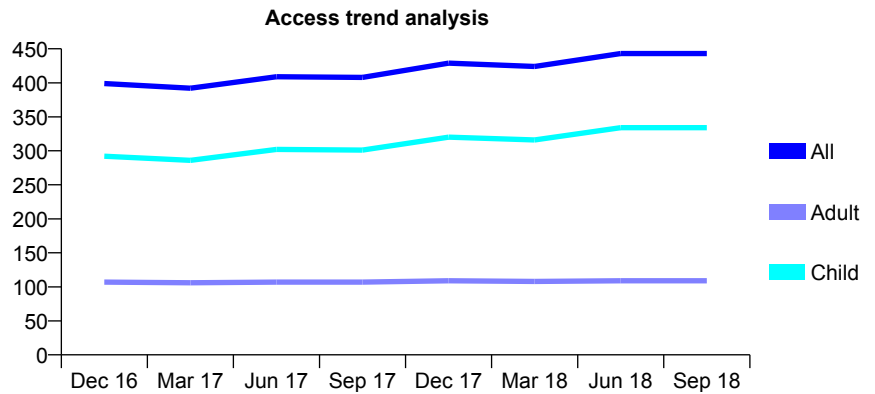
Q63 - Vital Signs At a Glance Contract Report for 632236/0001 - September 2018

Name or company name	MR WO DE VRIES
Contract type name	GDS Contract
Purpose of contract	General
Contract start date	01/04/2006
Contract end date	

18/19 Contracted general activity (UDA)	850
Carry forward general activity (UDA)	-5
18/19 Contracted orthodontic activity (UOA)	0
Carry forward orthodontic activity (UOA)	0
Baseline contract value	£24,322.60

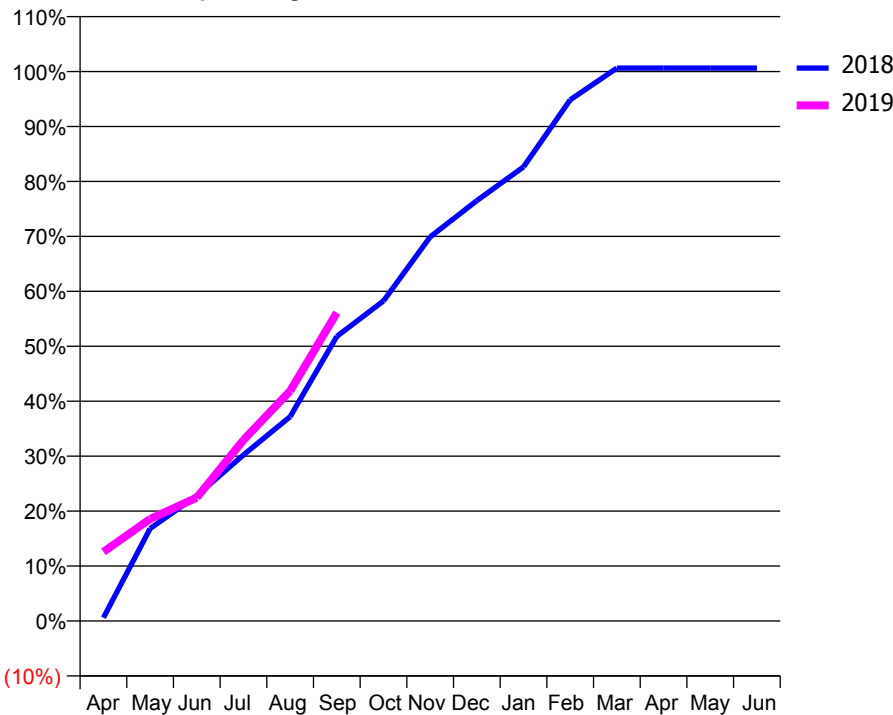
ACCESS*

Patients seen in 24 months	Total	Change since previous quarter
Quarter ending September 2017	408	
Quarter ending December 2017	429	↑
Quarter ending March 2018	424	↓
Quarter ending June 2018	443	↑
Quarter ending September 2018	443	→
Variance since September 2017	8.6%	↑



ACTIVITY

Cumulative percentage of contracted UDA delivered 2018 & 2019



Month	Adjusted Scheduled Activity (UDA)	
	2018	2019
April	5	107
May	143	158
June	194	191
July	257	280
August	316	356
September	440	477
October	495	
November	594	
December	650	
January	702	
February	806	
March	855	
April	855	
May	855	
June	855	

QUALITY

	Quantity	Base Number	Contract	AT	Region	England
% of FP17s for the same patient ID Re-attending within 3 months - Children	4	286	1.4%	9.9%	11.5%	11.6%
% of FP17s for the same patient ID Re-attending within 3 months - Adults	1	51	2.0%	15.2%	16.5%	15.5%
% of FP17s for the same patient ID Re-attending between 3 & 9 months - Children	216	286	75.5%	48.8%	48.5%	58.8%
% of FP17s for the same patient ID Re-attending between 3 & 9 months - Adults	33	51	64.7%	38.8%	39.1%	51.1%
% of FP17s for Band 1 Urgent Courses	0	336	0.0%	10.1%	10.6%	9.0%
% of FP17s Relating to Free Repair or Replacements	0	336	0.0%	0.6%	0.5%	0.8%
% of FP17s Relating to Continuations	0	336	0.0%	0.8%	0.7%	0.9%
% of Patients satisfied with the dentistry they have received	0	0	N/A	91.6%	90.5%	93.3%
% of Patients satisfied with the time they had to wait for an appointment	0	0	N/A	87.5%	85.1%	88.9%

* This is based on patients treated on this contract for their most recent course of treatment. Figures in italics indicate the base number of FP17s or Patient Questionnaire responses are less than 100. N/A is shown where the base number of responses is less than 10 during the period. % is calculated as Quantity/Base number*100

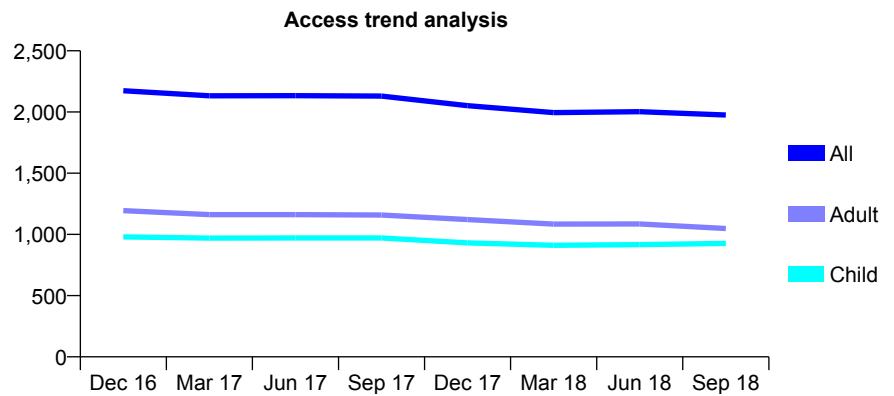
Q63 - Vital Signs At a Glance Contract Report for 632775/0001 - September 2018

Name or company name	MR AJ WHITTOME
Contract type name	GDS Contract
Purpose of contract	General
Contract start date	01/04/2006
Contract end date	

18/19 Contracted general activity (UDA)	7,187
Carry forward general activity (UDA)	0
18/19 Contracted orthodontic activity (UOA)	0
Carry forward orthodontic activity (UOA)	0
Baseline contract value	£185,920.26

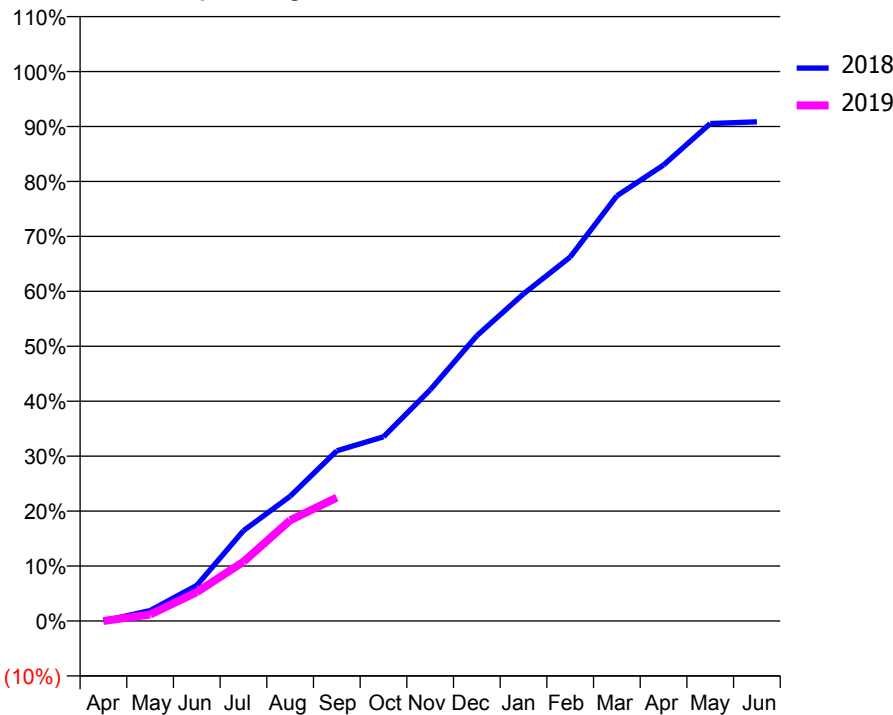
ACCESS*

Patients seen in 24 months	Total	Change since previous quarter
Quarter ending September 2017	2,130	
Quarter ending December 2017	2,052	↓
Quarter ending March 2018	1,995	↓
Quarter ending June 2018	2,003	→
Quarter ending September 2018	1,975	↓
Variance since September 2017	(7.3%)	↓



ACTIVITY

Cumulative percentage of contracted UDA delivered 2018 & 2019



Adjusted Scheduled Activity (UDA)		
Month	2018	2019
April	1	0
May	137	85
June	466	378
July	1,181	776
August	1,632	1,318
September	2,227	1,614
October	2,410	
November	3,024	
December	3,731	
January	4,279	
February	4,760	
March	5,561	
April	5,963	
May	6,507	
June	6,529	

QUALITY

	Quantity	Base Number	Contract	AT	Region	England
% of FP17s for the same patient ID Re-attending within 3 months - Children	57	573	9.9%	9.9%	11.5%	11.6%
% of FP17s for the same patient ID Re-attending within 3 months - Adults	122	560	21.8%	15.2%	16.5%	15.5%
% of FP17s for the same patient ID Re-attending between 3 & 9 months - Children	253	573	44.2%	48.8%	48.5%	58.8%
% of FP17s for the same patient ID Re-attending between 3 & 9 months - Adults	252	560	45.0%	38.8%	39.1%	51.1%
% of FP17s for Band 1 Urgent Courses	85	776	11.0%	10.1%	10.6%	9.0%
% of FP17s Relating to Free Repair or Replacements	0	776	0.0%	0.6%	0.5%	0.8%
% of FP17s Relating to Continuations	0	776	0.0%	0.8%	0.7%	0.9%
% of Patients satisfied with the dentistry they have received	1	1	N/A	91.6%	90.5%	93.3%
% of Patients satisfied with the time they had to wait for an appointment	1	1	N/A	87.5%	85.1%	88.9%

* This is based on patients treated on this contract for their most recent course of treatment. Figures in italics indicate the base number of FP17s or Patient Questionnaire responses are less than 100. N/A is shown where the base number of responses is less than 10 during the period. % is calculated as Quantity/Base number*100

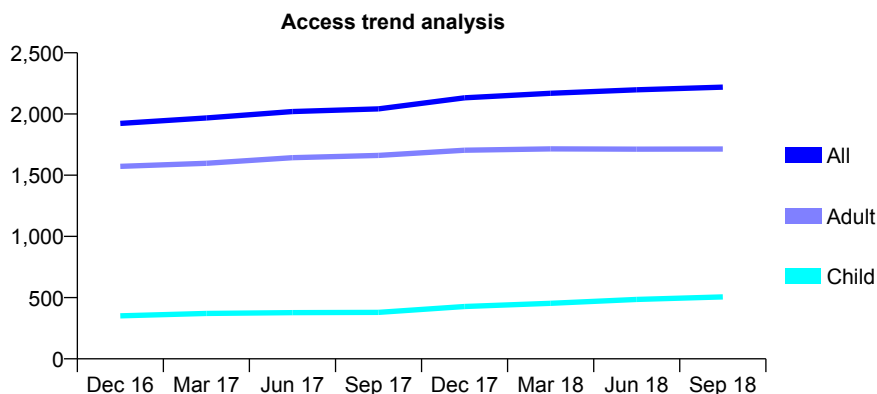
Q63 - Vital Signs At a Glance Contract Report for 635006/0001 - September 2018

Name or company name	MR CJ LEE
Contract type name	GDS Contract
Purpose of contract	General
Contract start date	01/04/2006
Contract end date	

18/19 Contracted general activity (UDA)	8,206
Carry forward general activity (UDA)	-134
18/19 Contracted orthodontic activity (UOA)	0
Carry forward orthodontic activity (UOA)	0
Baseline contract value	£300,470.15

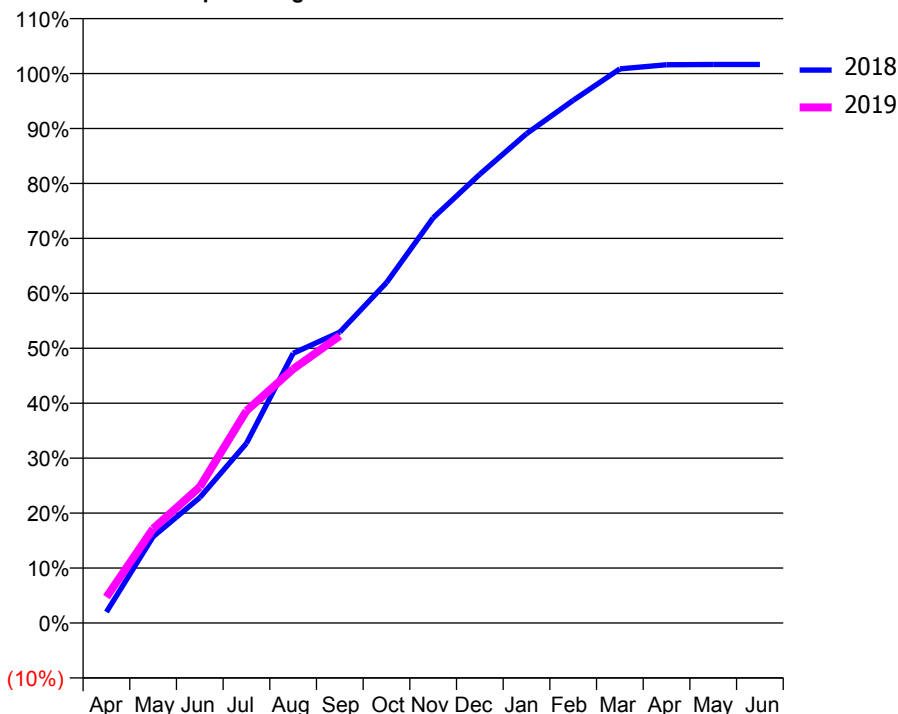
ACCESS*

Patients seen in 24 months	Total	Change since previous quarter
Quarter ending September 2017	2,042	
Quarter ending December 2017	2,132	↑
Quarter ending March 2018	2,169	→
Quarter ending June 2018	2,198	→
Quarter ending September 2018	2,220	→
Variance since September 2017	8.7%	↑



ACTIVITY

Cumulative percentage of contracted UDA delivered 2018 & 2019



Adjusted Scheduled Activity (UDA)

Month	2018	2019
April	164	387
May	1,289	1,409
June	1,872	2,031
July	2,684	3,170
August	4,028	3,793
September	4,344	4,289
October	5,083	
November	6,051	
December	6,702	
January	7,307	
February	7,805	
March	8,275	
April	8,336	
May	8,340	
June	8,340	

QUALITY

	Quantity	Base Number	Contract	AT	Region	England
% of FP17s for the same patient ID Re-attending within 3 months - Children	36	374	9.6%	9.9%	11.5%	11.6%
% of FP17s for the same patient ID Re-attending within 3 months - Adults	154	1,111	13.9%	15.2%	16.5%	15.5%
% of FP17s for the same patient ID Re-attending between 3 & 9 months - Children	162	374	43.3%	48.8%	48.5%	58.8%
% of FP17s for the same patient ID Re-attending between 3 & 9 months - Adults	535	1,111	48.2%	38.8%	39.1%	51.1%
% of FP17s for Band 1 Urgent Courses	123	1,441	8.5%	10.1%	10.6%	9.0%
% of FP17s Relating to Free Repair or Replacements	28	1,441	1.9%	0.6%	0.5%	0.8%
% of FP17s Relating to Continuations	19	1,441	1.3%	0.8%	0.7%	0.9%
% of Patients satisfied with the dentistry they have received	2	2	N/A	91.6%	90.5%	93.3%
% of Patients satisfied with the time they had to wait for an appointment	1	2	N/A	87.5%	85.1%	88.9%

* This is based on patients treated on this contract for their most recent course of treatment. Figures in italics indicate the base number of FP17s or Patient Questionnaire responses are less than 100. N/A is shown where the base number of responses is less than 10 during the period. % is calculated as Quantity/Base number*100

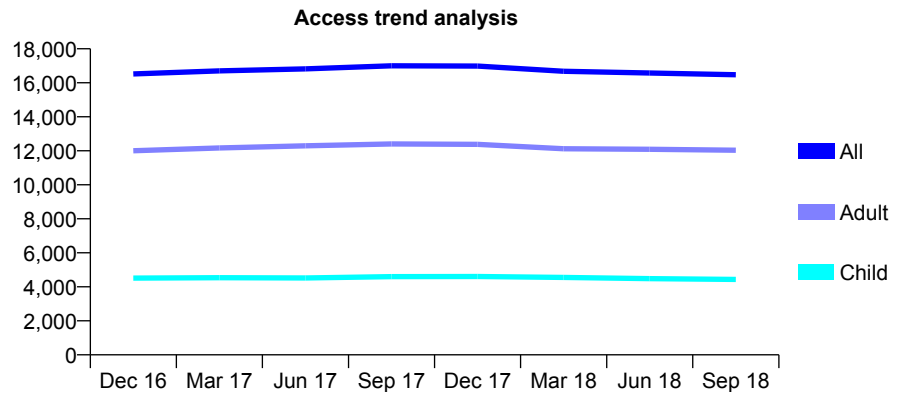
Q63 - Vital Signs At a Glance Contract Report for 638021/0001 - September 2018

Name or company name	MR U PATEL
Contract type name	GDS Contract
Purpose of contract	General
Contract start date	01/04/2006
Contract end date	

18/19 Contracted general activity (UDA)	56,222
Carry forward general activity (UDA)	-174
18/19 Contracted orthodontic activity (UOA)	0
Carry forward orthodontic activity (UOA)	0
Baseline contract value	£1,656,730.33

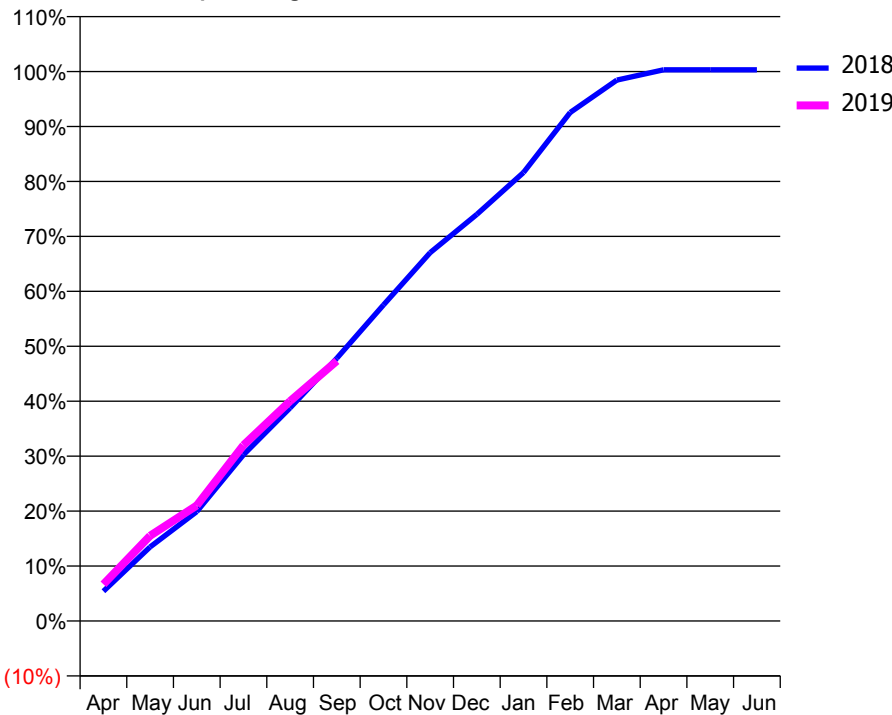
ACCESS*

Patients seen in 24 months	Total	Change since previous quarter
Quarter ending September 2017	17,002	
Quarter ending December 2017	16,986	→
Quarter ending March 2018	16,677	↓
Quarter ending June 2018	16,573	→
Quarter ending September 2018	16,474	→
Variance since September 2017	(3.1%)	↓



ACTIVITY

Cumulative percentage of contracted UDA delivered 2018 & 2019



Month	Adjusted Scheduled Activity (UDA)	
	2018	2019
April	3,051	3,762
May	7,578	8,730
June	11,197	11,816
July	17,012	17,989
August	21,807	22,508
September	26,881	26,606
October	32,341	
November	37,696	
December	41,610	
January	45,894	
February	52,025	
March	55,342	
April	56,391	
May	56,397	
June	56,396	

QUALITY

	Quantity	Base Number	Contract	AT	Region	England
% of FP17s for the same patient ID Re-attending within 3 months - Children	289	2,755	10.5%	9.9%	11.5%	11.6%
% of FP17s for the same patient ID Re-attending within 3 months - Adults	1,003	6,213	16.1%	15.2%	16.5%	15.5%
% of FP17s for the same patient ID Re-attending between 3 & 9 months - Children	1,165	2,755	42.3%	48.8%	48.5%	58.8%
% of FP17s for the same patient ID Re-attending between 3 & 9 months - Adults	1,961	6,213	31.6%	38.8%	39.1%	51.1%
% of FP17s for Band 1 Urgent Courses	725	8,397	8.6%	10.1%	10.6%	9.0%
% of FP17s Relating to Free Repair or Replacements	165	8,397	2.0%	0.6%	0.5%	0.8%
% of FP17s Relating to Continuations	73	8,397	0.9%	0.8%	0.7%	0.9%
% of Patients satisfied with the dentistry they have received	6	6	N/A	91.6%	90.5%	93.3%
% of Patients satisfied with the time they had to wait for an appointment	5	6	N/A	87.5%	85.1%	88.9%

* This is based on patients treated on this contract for their most recent course of treatment. Figures in italics indicate the base number of FP17s or Patient Questionnaire responses are less than 100. N/A is shown where the base number of responses is less than 10 during the period. % is calculated as Quantity/Base number*100

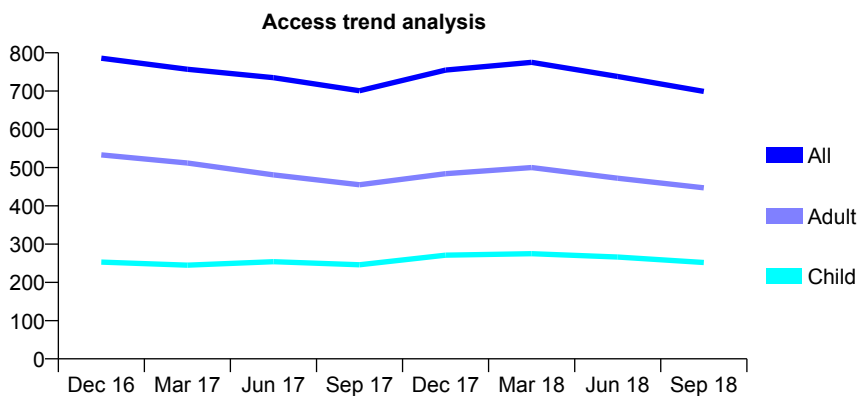
Q63 - Vital Signs At a Glance Contract Report for 638323/0005 - September 2018

Name or company name	MR SS PHOTAY
Contract type name	GDS Contract
Purpose of contract	General
Contract start date	01/09/2012
Contract end date	

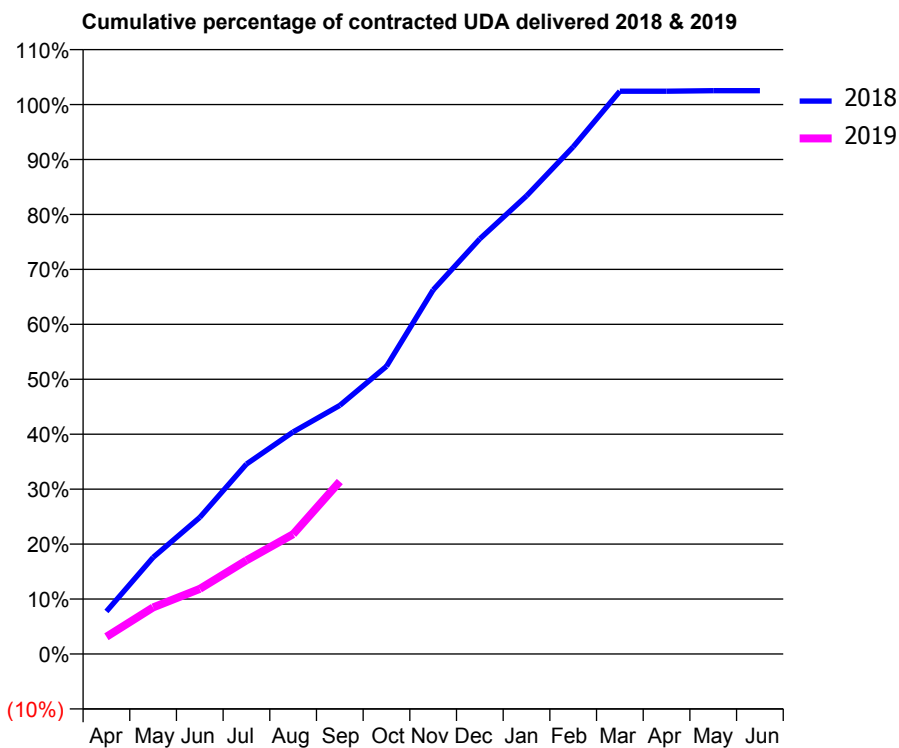
18/19 Contracted general activity (UDA)	2,268
Carry forward general activity (UDA)	-45
18/19 Contracted orthodontic activity (UOA)	0
Carry forward orthodontic activity (UOA)	0
Baseline contract value	£56,303.31

ACCESS*

Patients seen in 24 months	Total	Change since previous quarter
Quarter ending September 2017	701	
Quarter ending December 2017	755	↑
Quarter ending March 2018	775	↑
Quarter ending June 2018	738	↓
Quarter ending September 2018	699	↓
Variance since September 2017	(0.3%)	→



ACTIVITY



Adjusted Scheduled Activity (UDA)		
Month	2018	2019
April	176	71
May	399	193
June	564	269
July	784	386
August	916	494
September	1,026	712
October	1,187	
November	1,503	
December	1,714	
January	1,891	
February	2,093	
March	2,323	
April	2,323	
May	2,325	
June	2,325	

QUALITY

	Quantity	Base Number	Contract	AT	Region	England
% of FP17s for the same patient ID Re-attending within 3 months - Children	4	99	4.0%	9.9%	11.5%	11.6%
% of FP17s for the same patient ID Re-attending within 3 months - Adults	29	173	16.8%	15.2%	16.5%	15.5%
% of FP17s for the same patient ID Re-attending between 3 & 9 months - Children	29	99	29.3%	48.8%	48.5%	58.8%
% of FP17s for the same patient ID Re-attending between 3 & 9 months - Adults	51	173	29.5%	38.8%	39.1%	51.1%
% of FP17s for Band 1 Urgent Courses	29	268	10.8%	10.1%	10.6%	9.0%
% of FP17s Relating to Free Repair or Replacements	1	268	0.4%	0.6%	0.5%	0.8%
% of FP17s Relating to Continuations	2	268	0.7%	0.8%	0.7%	0.9%
% of Patients satisfied with the dentistry they have received	2	2	N/A	91.6%	90.5%	93.3%
% of Patients satisfied with the time they had to wait for an appointment	1	2	N/A	87.5%	85.1%	88.9%

* This is based on patients treated on this contract for their most recent course of treatment. Figures in italics indicate the base number of FP17s or Patient Questionnaire responses are less than 100. N/A is shown where the base number of responses is less than 10 during the period. % is calculated as Quantity/Base number*100

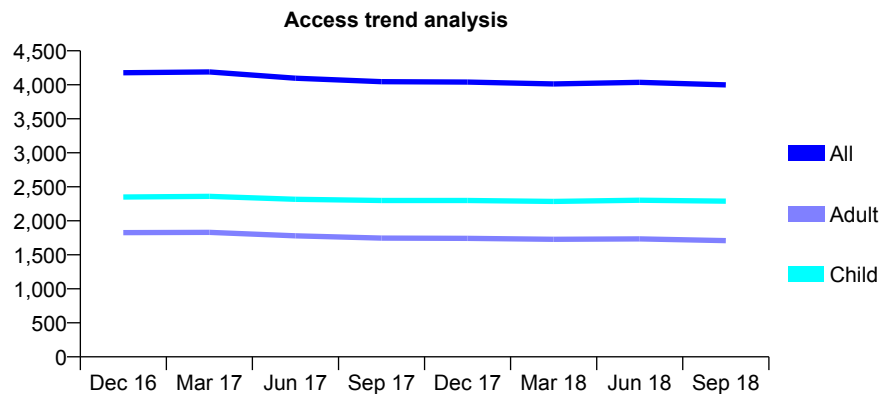
Q63 - Vital Signs At a Glance Contract Report for 643963/0001 - September 2018

Name or company name	MR BJ O'ROURKE
Contract type name	GDS Contract
Purpose of contract	General
Contract start date	01/04/2006
Contract end date	

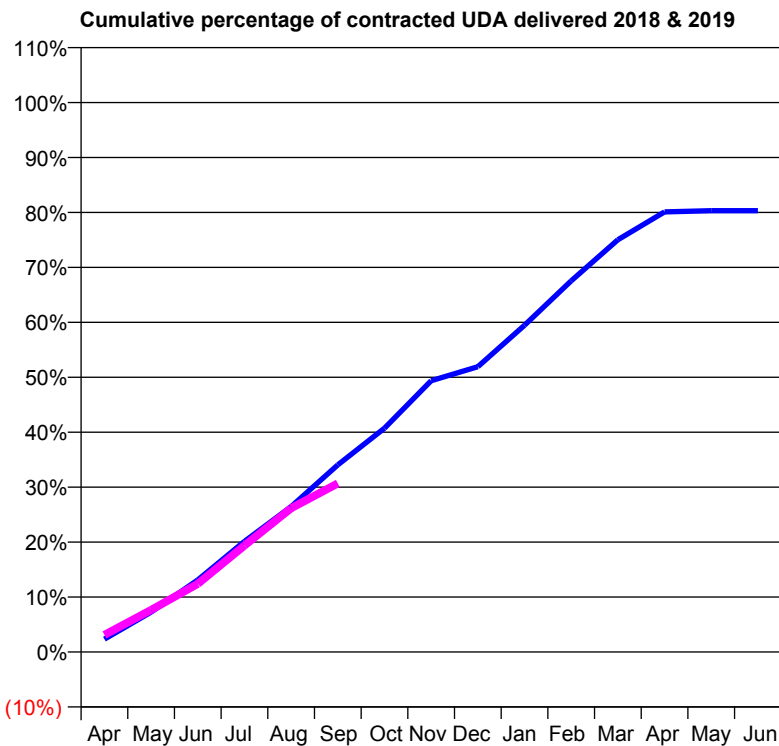
18/19 Contracted general activity (UDA)	15,452
Carry forward general activity (UDA)	0
18/19 Contracted orthodontic activity (UOA)	0
Carry forward orthodontic activity (UOA)	0
Baseline contract value	£462,438.99

ACCESS*

Patients seen in 24 months	Total	Change since previous quarter
Quarter ending September 2017	4,046	
Quarter ending December 2017	4,041	→
Quarter ending March 2018	4,013	→
Quarter ending June 2018	4,037	→
Quarter ending September 2018	3,999	→
Variance since September 2017	(1.2%)	↓



ACTIVITY



Month	Adjusted Scheduled Activity (UDA)	
	2018	2019
April	361	484
May	1,124	1,184
June	2,027	1,918
July	3,112	2,993
August	4,089	4,045
September	5,265	4,742
October	6,295	
November	7,627	
December	8,024	
January	9,190	
February	10,439	
March	11,593	
April	12,377	
May	12,408	
June	12,408	

QUALITY

	Quantity	Base Number	Contract	AT	Region	England
% of FP17s for the same patient ID Re-attending within 3 months - Children	91	1,337	6.8%	9.9%	11.5%	11.6%
% of FP17s for the same patient ID Re-attending within 3 months - Adults	297	982	30.2%	15.2%	16.5%	15.5%
% of FP17s for the same patient ID Re-attending between 3 & 9 months - Children	601	1,337	45.0%	48.8%	48.5%	58.8%
% of FP17s for the same patient ID Re-attending between 3 & 9 months - Adults	279	982	28.4%	38.8%	39.1%	51.1%
% of FP17s for Band 1 Urgent Courses	297	2,067	14.4%	10.1%	10.6%	9.0%
% of FP17s Relating to Free Repair or Replacements	0	2,067	0.0%	0.6%	0.5%	0.8%
% of FP17s Relating to Continuations	15	2,067	0.7%	0.8%	0.7%	0.9%
% of Patients satisfied with the dentistry they have received	1	1	N/A	91.6%	90.5%	93.3%
% of Patients satisfied with the time they had to wait for an appointment	1	1	N/A	87.5%	85.1%	88.9%

* This is based on patients treated on this contract for their most recent course of treatment. Figures in italics indicate the base number of FP17s or Patient Questionnaire responses are less than 100. N/A is shown where the base number of responses is less than 10 during the period. % is calculated as Quantity/Base number*100

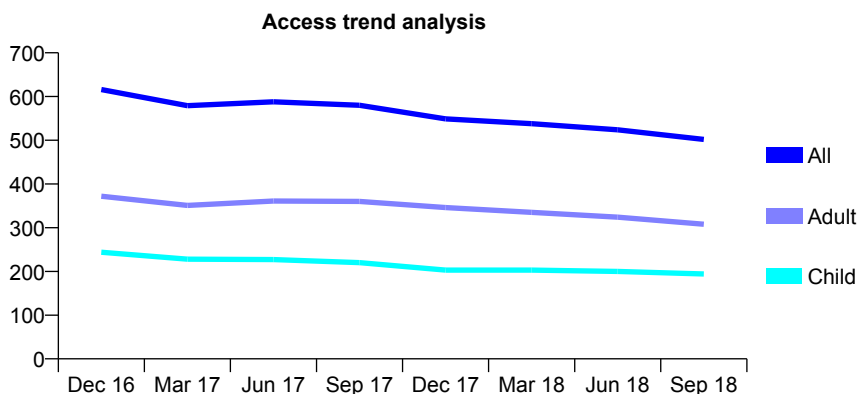
Q63 - Vital Signs At a Glance Contract Report for 651478/0001 - September 2018

Name or company name	MS NA DATHI
Contract type name	GDS Contract
Purpose of contract	General
Contract start date	01/04/2006
Contract end date	

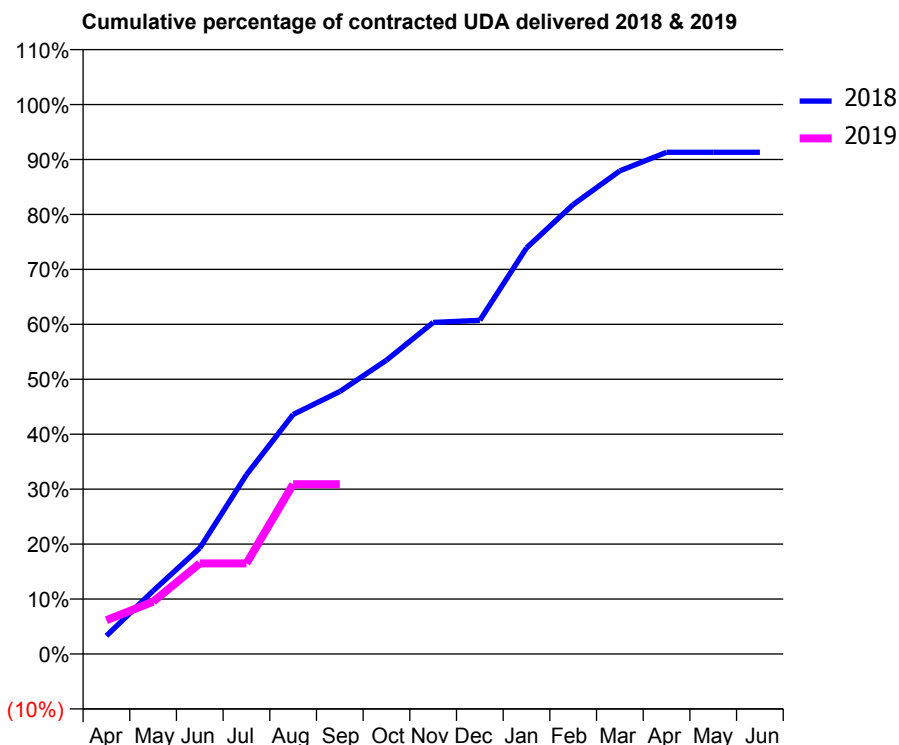
18/19 Contracted general activity (UDA)	1,000
Carry forward general activity (UDA)	0
18/19 Contracted orthodontic activity (UOA)	0
Carry forward orthodontic activity (UOA)	0
Baseline contract value	£23,761.13

ACCESS*

Patients seen in 24 months	Total	Change since previous quarter
Quarter ending September 2017	580	
Quarter ending December 2017	549	↓
Quarter ending March 2018	538	↓
Quarter ending June 2018	524	↓
Quarter ending September 2018	502	↓
Variance since September 2017	(13.4%)	↓



ACTIVITY



Month	Adjusted Scheduled Activity (UDA)	
	2018	2019
April	33	62
May	115	95
June	193	165
July	326	165
August	436	309
September	478	309
October	535	
November	603	
December	607	
January	739	
February	818	
March	879	
April	913	
May	913	
June	913	

QUALITY

	Quantity	Base Number	Contract	AT	Region	England
% of FP17s for the same patient ID Re-attending within 3 months - Children	5	96	5.2%	9.9%	11.5%	11.6%
% of FP17s for the same patient ID Re-attending within 3 months - Adults	4	114	3.5%	15.2%	16.5%	15.5%
% of FP17s for the same patient ID Re-attending between 3 & 9 months - Children	38	96	39.6%	48.8%	48.5%	58.8%
% of FP17s for the same patient ID Re-attending between 3 & 9 months - Adults	38	114	33.3%	38.8%	39.1%	51.1%
% of FP17s for Band 1 Urgent Courses	15	174	8.6%	10.1%	10.6%	9.0%
% of FP17s Relating to Free Repair or Replacements	0	174	0.0%	0.6%	0.5%	0.8%
% of FP17s Relating to Continuations	0	174	0.0%	0.8%	0.7%	0.9%
% of Patients satisfied with the dentistry they have received	1	1	N/A	91.6%	90.5%	93.3%
% of Patients satisfied with the time they had to wait for an appointment	1	1	N/A	87.5%	85.1%	88.9%

* This is based on patients treated on this contract for their most recent course of treatment. Figures in italics indicate the base number of FP17s or Patient Questionnaire responses are less than 100. N/A is shown where the base number of responses is less than 10 during the period. % is calculated as Quantity/Base number*100

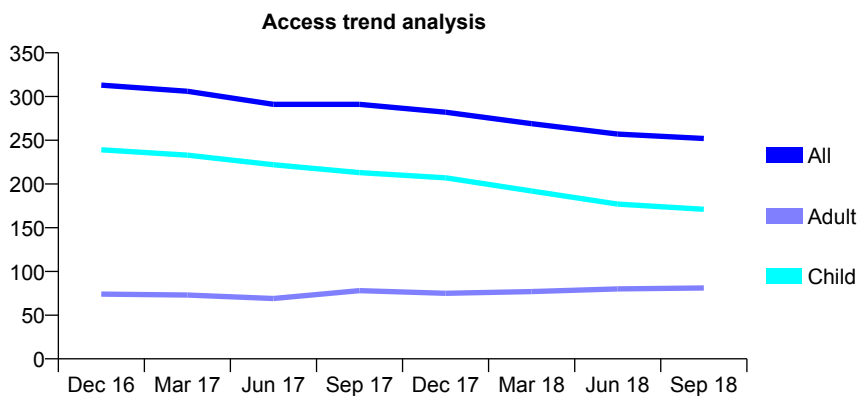
Q63 - Vital Signs At a Glance Contract Report for 651680/0001 - September 2018

Name or company name	MR RH BAYLIS
Contract type name	GDS Contract
Purpose of contract	General
Contract start date	01/04/2006
Contract end date	

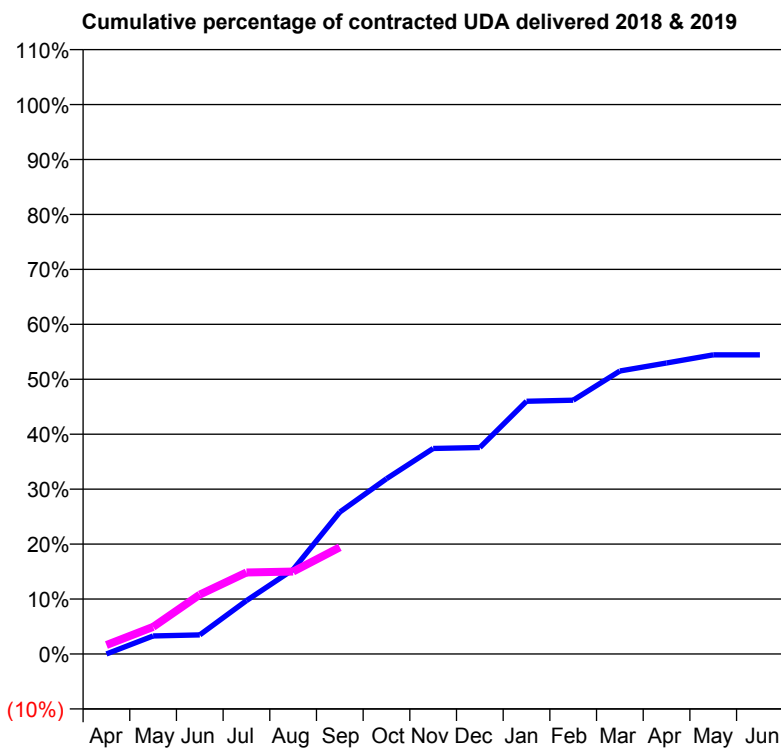
18/19 Contracted general activity (UDA)	546
Carry forward general activity (UDA)	0
18/19 Contracted orthodontic activity (UOA)	0
Carry forward orthodontic activity (UOA)	0
Baseline contract value	£14,078.15

ACCESS*

Patients seen in 24 months	Total	Change since previous quarter
Quarter ending September 2017	291	
Quarter ending December 2017	282	↓
Quarter ending March 2018	269	↓
Quarter ending June 2018	257	↓
Quarter ending September 2018	252	↓
Variance since September 2017	(13.4%)	↓



ACTIVITY



Adjusted Scheduled Activity (UDA)		
Month	2018	2019
April	0	9
May	18	27
June	19	59
July	53	81
August	84	82
September	141	106
October	174	
November	204	
December	205	
January	251	
February	252	
March	281	
April	289	
May	297	
June	297	

QUALITY

	Quantity	Base Number	Contract	AT	Region	England
% of FP17s for the same patient ID Re-attending within 3 months - Children	1	103	1.0%	9.9%	11.5%	11.6%
% of FP17s for the same patient ID Re-attending within 3 months - Adults	0	13	0.0%	15.2%	16.5%	15.5%
% of FP17s for the same patient ID Re-attending between 3 & 9 months - Children	64	103	62.1%	48.8%	48.5%	58.8%
% of FP17s for the same patient ID Re-attending between 3 & 9 months - Adults	3	13	23.1%	38.8%	39.1%	51.1%
% of FP17s for Band 1 Urgent Courses	0	99	0.0%	10.1%	10.6%	9.0%
% of FP17s Relating to Free Repair or Replacements	0	99	0.0%	0.6%	0.5%	0.8%
% of FP17s Relating to Continuations	0	99	0.0%	0.8%	0.7%	0.9%
% of Patients satisfied with the dentistry they have received	0	0	N/A	91.6%	90.5%	93.3%
% of Patients satisfied with the time they had to wait for an appointment	0	0	N/A	87.5%	85.1%	88.9%

* This is based on patients treated on this contract for their most recent course of treatment. Figures in italics indicate the base number of FP17s or Patient Questionnaire responses are less than 100. N/A is shown where the base number of responses is less than 10 during the period. % is calculated as Quantity/Base number*100

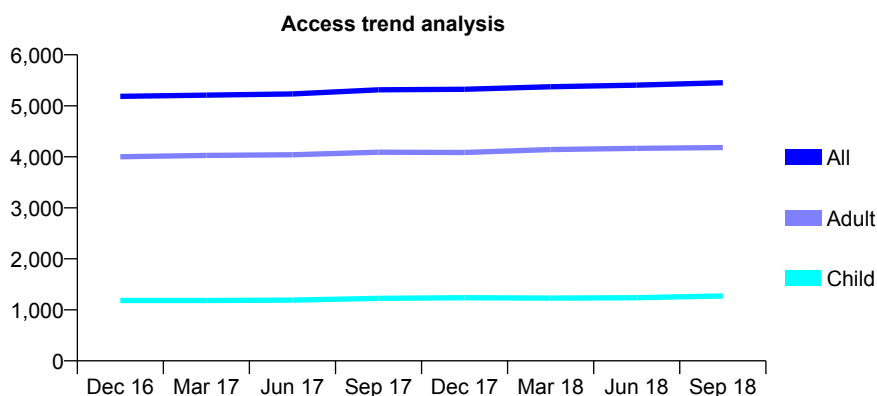
Q63 - Vital Signs At a Glance Contract Report for 656704/0003 - September 2018

Name or company name	MR R PATEL
Contract type name	GDS Contract
Purpose of contract	General
Contract start date	01/04/2006
Contract end date	

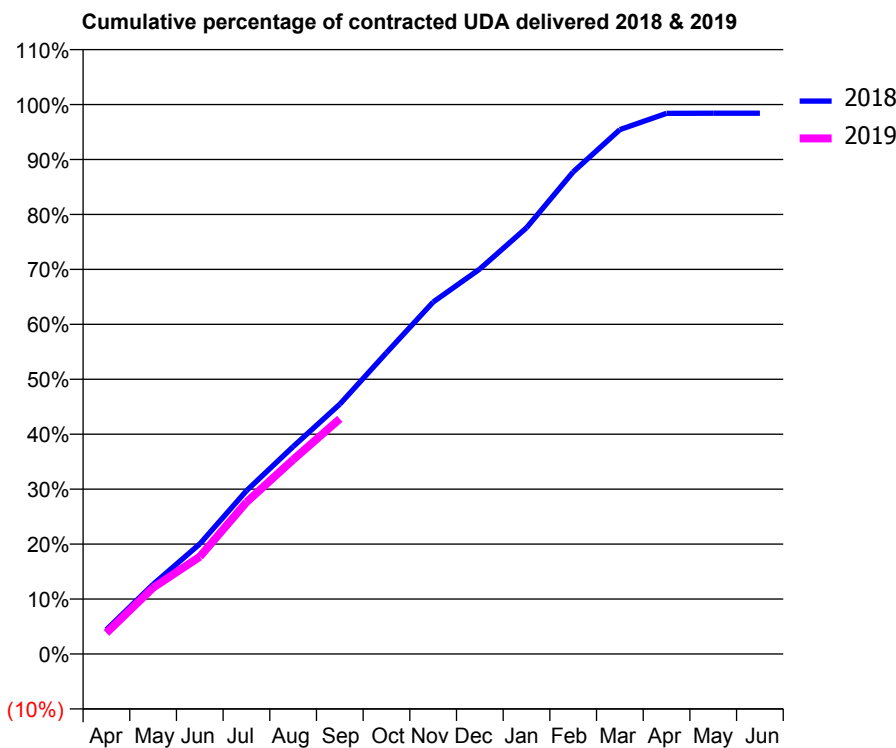
18/19 Contracted general activity (UDA)	15,926
Carry forward general activity (UDA)	254
18/19 Contracted orthodontic activity (UOA)	0
Carry forward orthodontic activity (UOA)	0
Baseline contract value	£446,612.97

ACCESS*

Patients seen in 24 months	Total	Change since previous quarter
Quarter ending September 2017	5,313	
Quarter ending December 2017	5,324	→
Quarter ending March 2018	5,373	→
Quarter ending June 2018	5,404	→
Quarter ending September 2018	5,453	→
Variance since September 2017	2.6%	↑



ACTIVITY



Adjusted Scheduled Activity (UDA)		
Month	2018	2019
April	705	613
May	2,019	1,923
June	3,189	2,821
July	4,734	4,398
August	6,013	5,632
September	7,241	6,815
October	8,734	
November	10,202	
December	11,158	
January	12,355	
February	13,971	
March	15,199	
April	15,671	
May	15,672	
June	15,672	

QUALITY

	Quantity	Base Number	Contract	AT	Region	England
% of FP17s for the same patient ID Re-attending within 3 months - Children	66	873	7.6%	9.9%	11.5%	11.6%
% of FP17s for the same patient ID Re-attending within 3 months - Adults	290	2,244	12.9%	15.2%	16.5%	15.5%
% of FP17s for the same patient ID Re-attending between 3 & 9 months - Children	418	873	47.9%	48.8%	48.5%	58.8%
% of FP17s for the same patient ID Re-attending between 3 & 9 months - Adults	848	2,244	37.8%	38.8%	39.1%	51.1%
% of FP17s for Band 1 Urgent Courses	228	2,947	7.7%	10.1%	10.6%	9.0%
% of FP17s Relating to Free Repair or Replacements	52	2,947	1.8%	0.6%	0.5%	0.8%
% of FP17s Relating to Continuations	38	2,947	1.3%	0.8%	0.7%	0.9%
% of Patients satisfied with the dentistry they have received	4	4	N/A	91.6%	90.5%	93.3%
% of Patients satisfied with the time they had to wait for an appointment	3	4	N/A	87.5%	85.1%	88.9%

* This is based on patients treated on this contract for their most recent course of treatment. Figures in italics indicate the base number of FP17s or Patient Questionnaire responses are less than 100. N/A is shown where the base number of responses is less than 10 during the period. % is calculated as Quantity/Base number*100

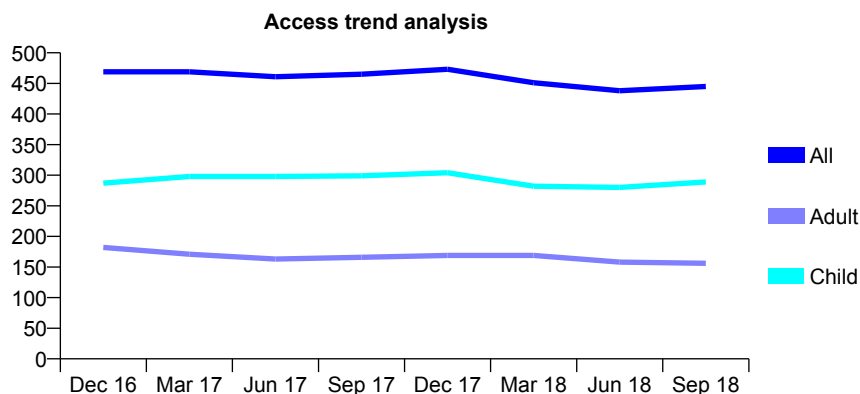
Q63 - Vital Signs At a Glance Contract Report for 656917/0001 - September 2018

Name or company name	MR P MORAITIS
Contract type name	GDS Contract
Purpose of contract	General
Contract start date	01/04/2006
Contract end date	

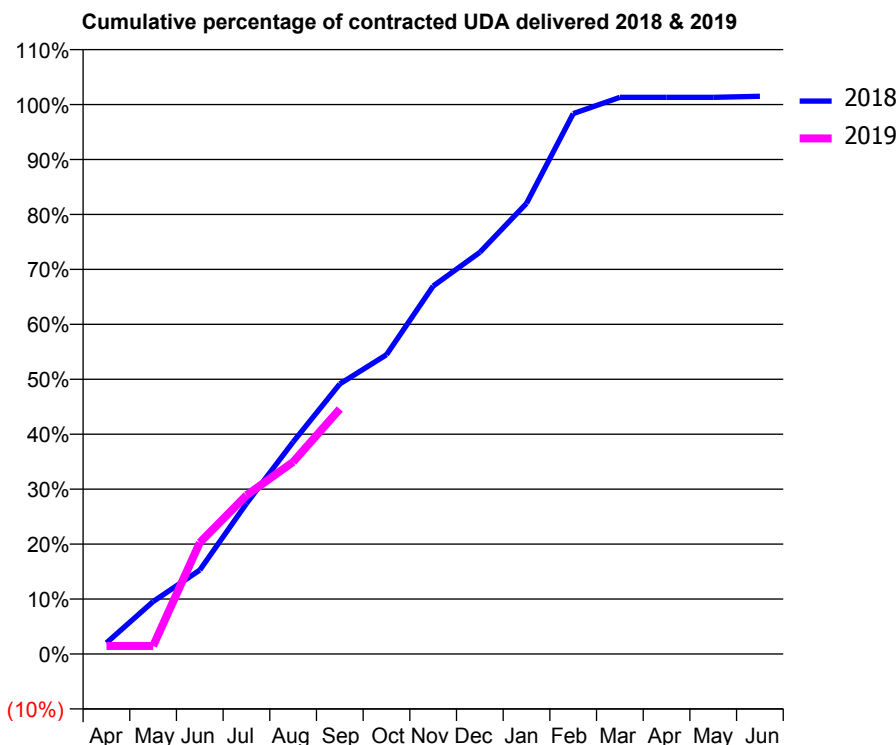
18/19 Contracted general activity (UDA)	1,090
Carry forward general activity (UDA)	-16
18/19 Contracted orthodontic activity (UOA)	0
Carry forward orthodontic activity (UOA)	0
Baseline contract value	£29,562.88

ACCESS*

Patients seen in 24 months	Total	Change since previous quarter
Quarter ending September 2017	465	
Quarter ending December 2017	473	→
Quarter ending March 2018	451	↓
Quarter ending June 2018	438	↓
Quarter ending September 2018	445	→
Variance since September 2017	(4.3%)	↓



ACTIVITY



Month	Adjusted Scheduled Activity (UDA)	
	2018	2019
April	22	16
May	104	16
June	166	221
July	298	315
August	421	381
September	536	486
October	594	
November	730	
December	797	
January	894	
February	1,072	
March	1,104	
April	1,104	
May	1,104	
June	1,106	

QUALITY

	Quantity	Base Number	Contract	AT	Region	England
% of FP17s for the same patient ID Re-attending within 3 months - Children	6	187	3.2%	9.9%	11.5%	11.6%
% of FP17s for the same patient ID Re-attending within 3 months - Adults	3	86	3.5%	15.2%	16.5%	15.5%
% of FP17s for the same patient ID Re-attending between 3 & 9 months - Children	115	187	61.5%	48.8%	48.5%	58.8%
% of FP17s for the same patient ID Re-attending between 3 & 9 months - Adults	54	86	62.8%	38.8%	39.1%	51.1%
% of FP17s for Band 1 Urgent Courses	0	268	0.0%	10.1%	10.6%	9.0%
% of FP17s Relating to Free Repair or Replacements	0	268	0.0%	0.6%	0.5%	0.8%
% of FP17s Relating to Continuations	0	268	0.0%	0.8%	0.7%	0.9%
% of Patients satisfied with the dentistry they have received	1	1	N/A	91.6%	90.5%	93.3%
% of Patients satisfied with the time they had to wait for an appointment	1	1	N/A	87.5%	85.1%	88.9%

* This is based on patients treated on this contract for their most recent course of treatment. Figures in italics indicate the base number of FP17s or Patient Questionnaire responses are less than 100. N/A is shown where the base number of responses is less than 10 during the period. % is calculated as Quantity/Base number*100

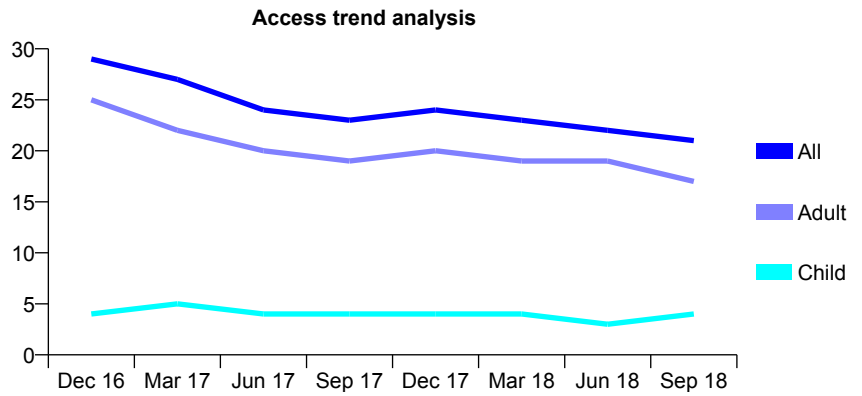
Q63 - Vital Signs At a Glance Contract Report for 671908/0001 - September 2018

Name or company name	MR J SHELDON
Contract type name	GDS Contract
Purpose of contract	General
Contract start date	01/04/2006
Contract end date	

18/19 Contracted general activity (UDA)	100
Carry forward general activity (UDA)	-2
18/19 Contracted orthodontic activity (UOA)	0
Carry forward orthodontic activity (UOA)	0
Baseline contract value	£2,767.37

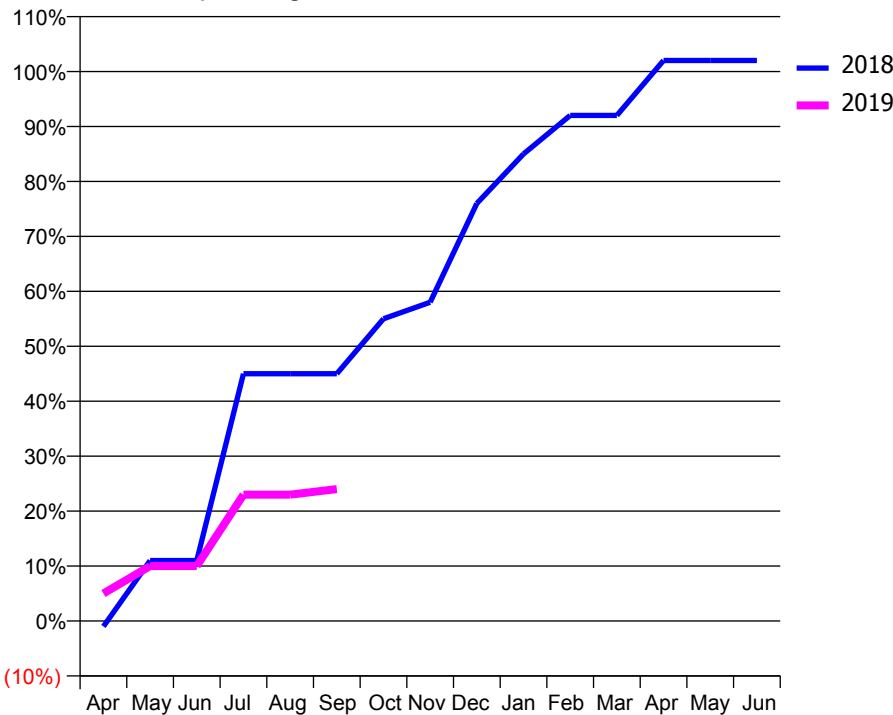
ACCESS*

Patients seen in 24 months	Total	Change since previous quarter
Quarter ending September 2017	23	
Quarter ending December 2017	24	↑
Quarter ending March 2018	23	↓
Quarter ending June 2018	22	↓
Quarter ending September 2018	21	↓
Variance since September 2017	(8.7%)	↓



ACTIVITY

Cumulative percentage of contracted UDA delivered 2018 & 2019



Month	Adjusted Scheduled Activity (UDA)	
	2018	2019
April	-1	5
May	11	10
June	11	10
July	45	23
August	45	23
September	45	24
October	55	
November	58	
December	76	
January	85	
February	92	
March	92	
April	102	
May	102	
June	102	

QUALITY

	Quantity	Base Number	Contract	AT	Region	England
% of FP17s for the same patient ID Re-attending within 3 months - Children	0	5	0.0%	9.9%	11.5%	11.6%
% of FP17s for the same patient ID Re-attending within 3 months - Adults	0	11	0.0%	15.2%	16.5%	15.5%
% of FP17s for the same patient ID Re-attending between 3 & 9 months - Children	3	5	60.0%	48.8%	48.5%	58.8%
% of FP17s for the same patient ID Re-attending between 3 & 9 months - Adults	11	11	100.0%	38.8%	39.1%	51.1%
% of FP17s for Band 1 Urgent Courses	0	12	0.0%	10.1%	10.6%	9.0%
% of FP17s Relating to Free Repair or Replacements	0	12	0.0%	0.6%	0.5%	0.8%
% of FP17s Relating to Continuations	0	12	0.0%	0.8%	0.7%	0.9%
% of Patients satisfied with the dentistry they have received	0	0	N/A	91.6%	90.5%	93.3%
% of Patients satisfied with the time they had to wait for an appointment	0	0	N/A	87.5%	85.1%	88.9%

* This is based on patients treated on this contract for their most recent course of treatment. Figures in italics indicate the base number of FP17s or Patient Questionnaire responses are less than 100. N/A is shown where the base number of responses is less than 10 during the period. % is calculated as Quantity/Base number*100

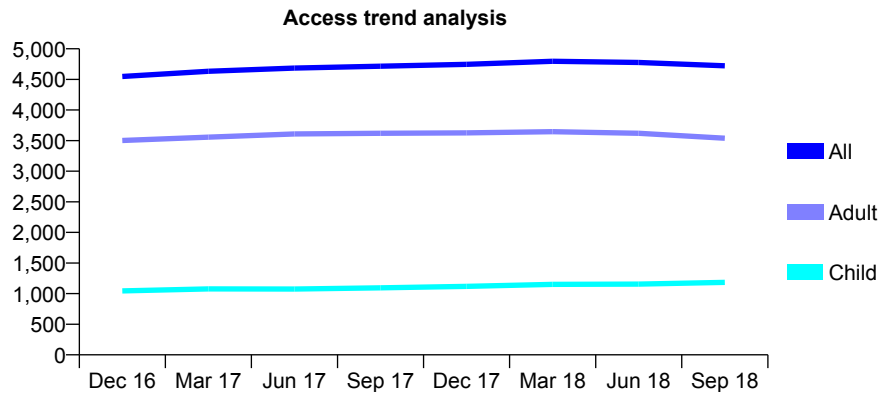
Q63 - Vital Signs At a Glance Contract Report for 673498/0001 - September 2018

Name or company name	MR TM ASHRAF
Contract type name	GDS Contract
Purpose of contract	General
Contract start date	01/04/2006
Contract end date	

18/19 Contracted general activity (UDA)	14,750
Carry forward general activity (UDA)	196
18/19 Contracted orthodontic activity (UOA)	0
Carry forward orthodontic activity (UOA)	0
Baseline contract value	£376,787.37

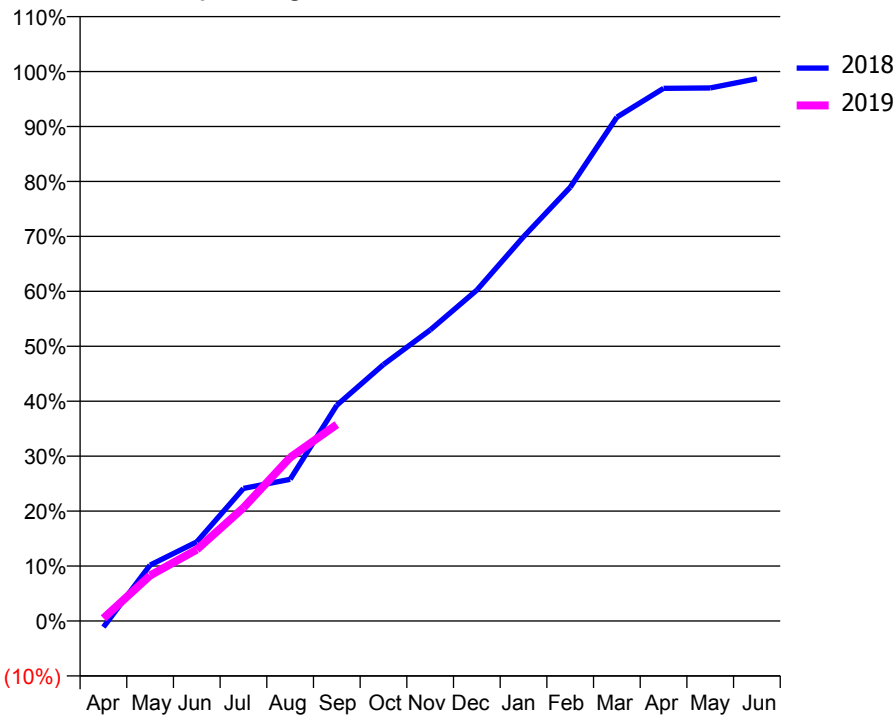
ACCESS*

Patients seen in 24 months	Total	Change since previous quarter
Quarter ending September 2017	4,715	
Quarter ending December 2017	4,746	→
Quarter ending March 2018	4,797	→
Quarter ending June 2018	4,776	→
Quarter ending September 2018	4,723	↓
Variance since September 2017	0.2%	→



ACTIVITY

Cumulative percentage of contracted UDA delivered 2018 & 2019



Month	Adjusted Scheduled Activity (UDA)	
	2018	2019
April	-165	73
May	1,503	1,224
June	2,123	1,915
July	3,559	3,041
August	3,804	4,390
September	5,792	5,275
October	6,886	
November	7,814	
December	8,884	
January	10,315	
February	11,641	
March	13,526	
April	14,296	
May	14,309	
June	14,554	

QUALITY

	Quantity	Base Number	Contract	AT	Region	England
% of FP17s for the same patient ID Re-attending within 3 months - Children	43	703	6.1%	9.9%	11.5%	11.6%
% of FP17s for the same patient ID Re-attending within 3 months - Adults	166	1,656	10.0%	15.2%	16.5%	15.5%
% of FP17s for the same patient ID Re-attending between 3 & 9 months - Children	295	703	42.0%	48.8%	48.5%	58.8%
% of FP17s for the same patient ID Re-attending between 3 & 9 months - Adults	568	1,656	34.3%	38.8%	39.1%	51.1%
% of FP17s for Band 1 Urgent Courses	82	2,043	4.0%	10.1%	10.6%	9.0%
% of FP17s Relating to Free Repair or Replacements	18	2,043	0.9%	0.6%	0.5%	0.8%
% of FP17s Relating to Continuations	33	2,043	1.6%	0.8%	0.7%	0.9%
% of Patients satisfied with the dentistry they have received	0	0	N/A	91.6%	90.5%	93.3%
% of Patients satisfied with the time they had to wait for an appointment	0	0	N/A	87.5%	85.1%	88.9%

* This is based on patients treated on this contract for their most recent course of treatment. Figures in italics indicate the base number of FP17s or Patient Questionnaire responses are less than 100. N/A is shown where the base number of responses is less than 10 during the period. % is calculated as Quantity/Base number*100

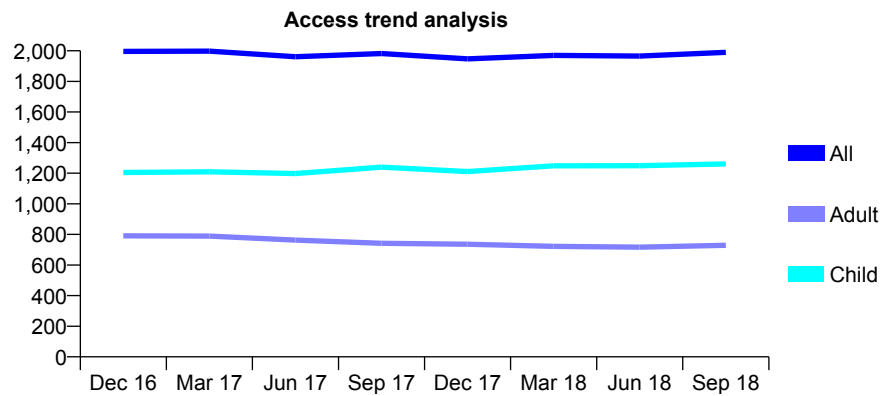
Q63 - Vital Signs At a Glance Contract Report for 674656/0001 - September 2018

Name or company name	MRS B VAHEESWARAN
Contract type name	GDS Contract
Purpose of contract	General
Contract start date	01/04/2006
Contract end date	

18/19 Contracted general activity (UDA)	5,998
Carry forward general activity (UDA)	-120
18/19 Contracted orthodontic activity (UOA)	0
Carry forward orthodontic activity (UOA)	0
Baseline contract value	£173,763.43

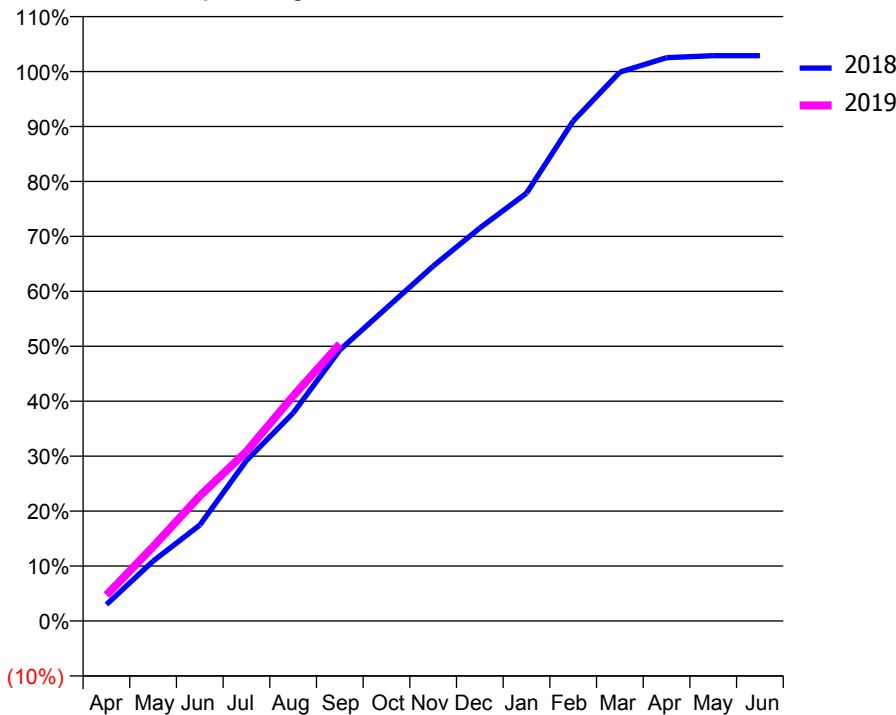
ACCESS*

Patients seen in 24 months	Total	Change since previous quarter
Quarter ending September 2017	1,982	
Quarter ending December 2017	1,947	↓
Quarter ending March 2018	1,970	→
Quarter ending June 2018	1,966	→
Quarter ending September 2018	1,990	→
Variance since September 2017	0.4%	→



ACTIVITY

Cumulative percentage of contracted UDA delivered 2018 & 2019



Month	Adjusted Scheduled Activity (UDA)	
	2018	2019
April	180	282
May	654	811
June	1,048	1,365
July	1,752	1,851
August	2,269	2,457
September	2,958	3,024
October	3,417	
November	3,874	
December	4,290	
January	4,670	
February	5,458	
March	5,992	
April	6,149	
May	6,171	
June	6,171	

QUALITY

	Quantity	Base Number	Contract	AT	Region	England
% of FP17s for the same patient ID Re-attending within 3 months - Children	73	867	8.4%	9.9%	11.5%	11.6%
% of FP17s for the same patient ID Re-attending within 3 months - Adults	124	467	26.6%	15.2%	16.5%	15.5%
% of FP17s for the same patient ID Re-attending between 3 & 9 months - Children	489	867	56.4%	48.8%	48.5%	58.8%
% of FP17s for the same patient ID Re-attending between 3 & 9 months - Adults	152	467	32.5%	38.8%	39.1%	51.1%
% of FP17s for Band 1 Urgent Courses	137	1,259	10.9%	10.1%	10.6%	9.0%
% of FP17s Relating to Free Repair or Replacements	0	1,259	0.0%	0.6%	0.5%	0.8%
% of FP17s Relating to Continuations	2	1,259	0.2%	0.8%	0.7%	0.9%
% of Patients satisfied with the dentistry they have received	1	1	N/A	91.6%	90.5%	93.3%
% of Patients satisfied with the time they had to wait for an appointment	1	1	N/A	87.5%	85.1%	88.9%

* This is based on patients treated on this contract for their most recent course of treatment. Figures in italics indicate the base number of FP17s or Patient Questionnaire responses are less than 100. N/A is shown where the base number of responses is less than 10 during the period. % is calculated as Quantity/Base number*100

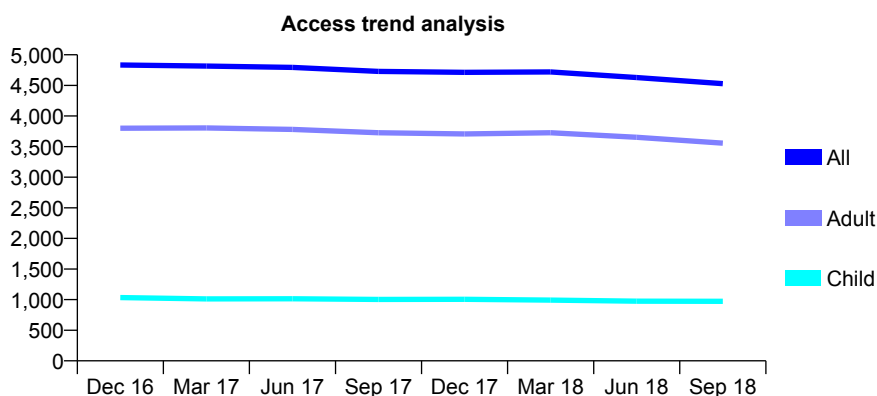
Q63 - Vital Signs At a Glance Contract Report for 674915/0001 - September 2018

Name or company name	MISS P AKHAVAN-TABIB
Contract type name	GDS Contract
Purpose of contract	General
Contract start date	01/04/2006
Contract end date	

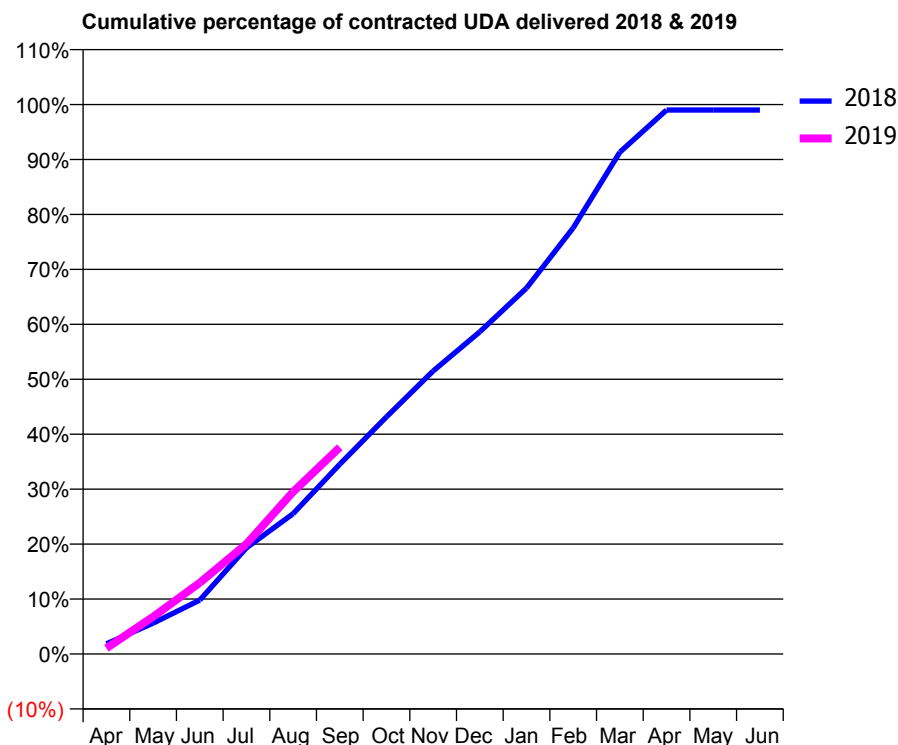
18/19 Contracted general activity (UDA)	20,491
Carry forward general activity (UDA)	206
18/19 Contracted orthodontic activity (UOA)	0
Carry forward orthodontic activity (UOA)	0
Baseline contract value	£557,975.69

ACCESS*

Patients seen in 24 months	Total	Change since previous quarter
Quarter ending September 2017	4,729	
Quarter ending December 2017	4,714	→
Quarter ending March 2018	4,719	→
Quarter ending June 2018	4,628	↓
Quarter ending September 2018	4,529	↓
Variance since September 2017	(4.2%)	↓



ACTIVITY



Adjusted Scheduled Activity (UDA)		
Month	2018	2019
April	382	216
May	1,149	1,392
June	2,010	2,655
July	3,963	4,105
August	5,232	6,049
September	7,077	7,712
October	8,845	
November	10,552	
December	12,015	
January	13,647	
February	15,891	
March	18,712	
April	20,285	
May	20,285	
June	20,285	

QUALITY

	Quantity	Base Number	Contract	AT	Region	England
% of FP17s for the same patient ID Re-attending within 3 months - Children	53	546	9.7%	9.9%	11.5%	11.6%
% of FP17s for the same patient ID Re-attending within 3 months - Adults	344	1,833	18.8%	15.2%	16.5%	15.5%
% of FP17s for the same patient ID Re-attending between 3 & 9 months - Children	179	546	32.8%	48.8%	48.5%	58.8%
% of FP17s for the same patient ID Re-attending between 3 & 9 months - Adults	455	1,833	24.8%	38.8%	39.1%	51.1%
% of FP17s for Band 1 Urgent Courses	378	1,939	19.5%	10.1%	10.6%	9.0%
% of FP17s Relating to Free Repair or Replacements	6	1,939	0.3%	0.6%	0.5%	0.8%
% of FP17s Relating to Continuations	39	1,939	2.0%	0.8%	0.7%	0.9%
% of Patients satisfied with the dentistry they have received	1	2	N/A	91.6%	90.5%	93.3%
% of Patients satisfied with the time they had to wait for an appointment	2	2	N/A	87.5%	85.1%	88.9%

* This is based on patients treated on this contract for their most recent course of treatment. Figures in italics indicate the base number of FP17s or Patient Questionnaire responses are less than 100. N/A is shown where the base number of responses is less than 10 during the period. % is calculated as Quantity/Base number*100

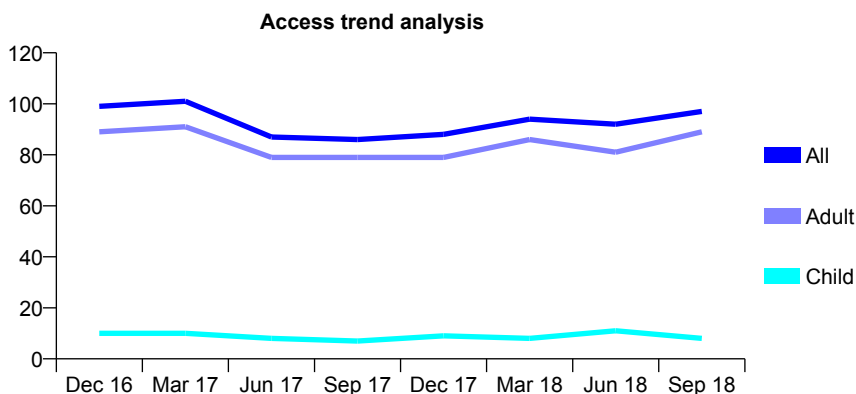
Q63 - Vital Signs At a Glance Contract Report for 674915/0004 - September 2018

Name or company name	MISS P AKHAVAN-TABIB
Contract type name	PDS Contract
Purpose of contract	General
Contract start date	01/08/2010
Contract end date	31/03/2019

18/19 Contracted general activity (UDA)	180
Carry forward general activity (UDA)	0
18/19 Contracted orthodontic activity (UOA)	0
Carry forward orthodontic activity (UOA)	0
Baseline contract value	£9,352.86

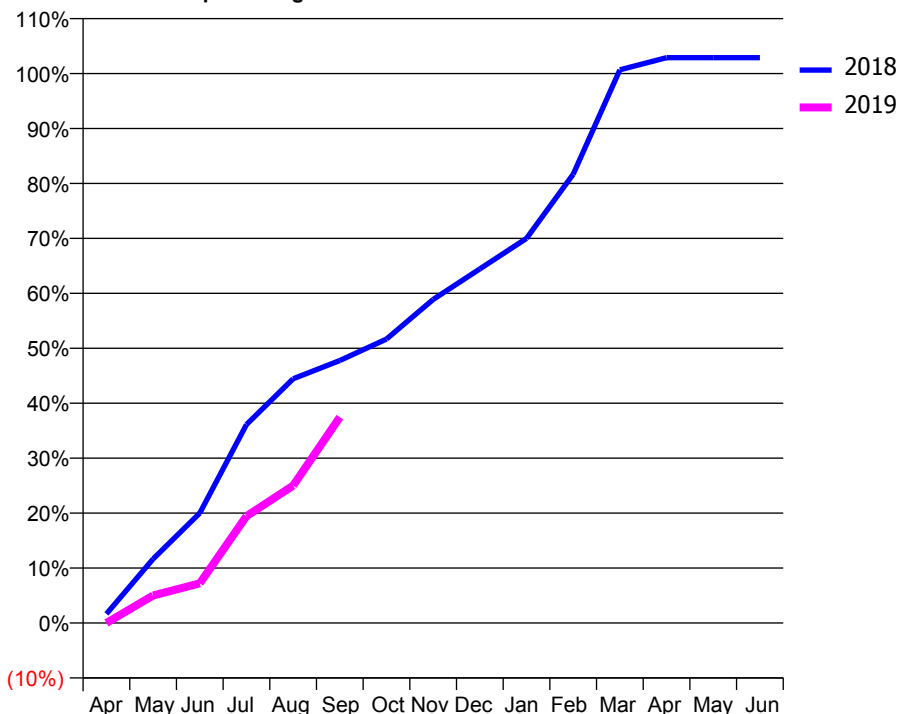
ACCESS*

Patients seen in 24 months	Total	Change since previous quarter
Quarter ending September 2017	86	
Quarter ending December 2017	88	↑
Quarter ending March 2018	94	↑
Quarter ending June 2018	92	↓
Quarter ending September 2018	97	↑
Variance since September 2017	12.8%	↑



ACTIVITY

Cumulative percentage of contracted UDA delivered 2018 & 2019



Month	Adjusted Scheduled Activity (UDA)	
	2018	2019
April	3	0
May	21	9
June	36	13
July	65	35
August	80	45
September	86	67
October	93	
November	106	
December	116	
January	126	
February	147	
March	181	
April	185	
May	185	
June	185	

QUALITY

	Quantity	Base Number	Contract	AT	Region	England
% of FP17s for the same patient ID Re-attending within 3 months - Children	0	6	0.0%	9.9%	11.5%	11.6%
% of FP17s for the same patient ID Re-attending within 3 months - Adults	0	35	0.0%	15.2%	16.5%	15.5%
% of FP17s for the same patient ID Re-attending between 3 & 9 months - Children	0	6	0.0%	48.8%	48.5%	58.8%
% of FP17s for the same patient ID Re-attending between 3 & 9 months - Adults	1	35	2.9%	38.8%	39.1%	51.1%
% of FP17s for Band 1 Urgent Courses	2	37	5.4%	10.1%	10.6%	9.0%
% of FP17s Relating to Free Repair or Replacements	0	37	0.0%	0.6%	0.5%	0.8%
% of FP17s Relating to Continuations	0	37	0.0%	0.8%	0.7%	0.9%
% of Patients satisfied with the dentistry they have received	0	0	N/A	91.6%	90.5%	93.3%
% of Patients satisfied with the time they had to wait for an appointment	0	0	N/A	87.5%	85.1%	88.9%

* This is based on patients treated on this contract for their most recent course of treatment. Figures in italics indicate the base number of FP17s or Patient Questionnaire responses are less than 100. N/A is shown where the base number of responses is less than 10 during the period. % is calculated as Quantity/Base number*100

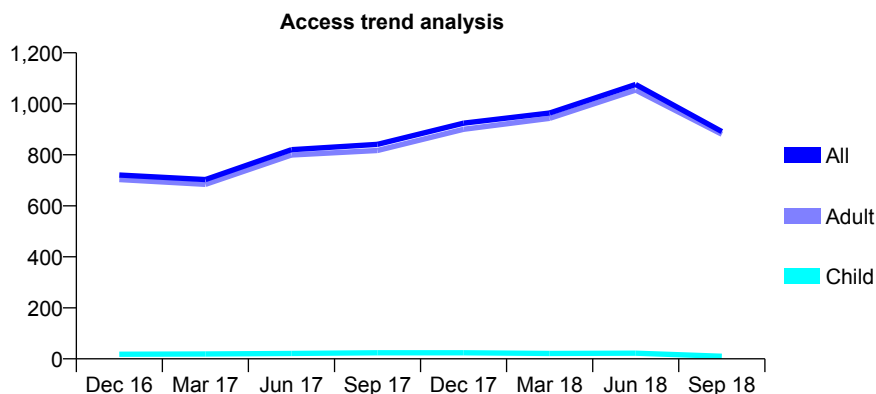
Q63 - Vital Signs At a Glance Contract Report for 674915/0006 - September 2018

Name or company name	MISS P AKHAVAN-TABIB
Contract type name	PDS Contract
Purpose of contract	General
Contract start date	01/09/2010
Contract end date	31/07/2018

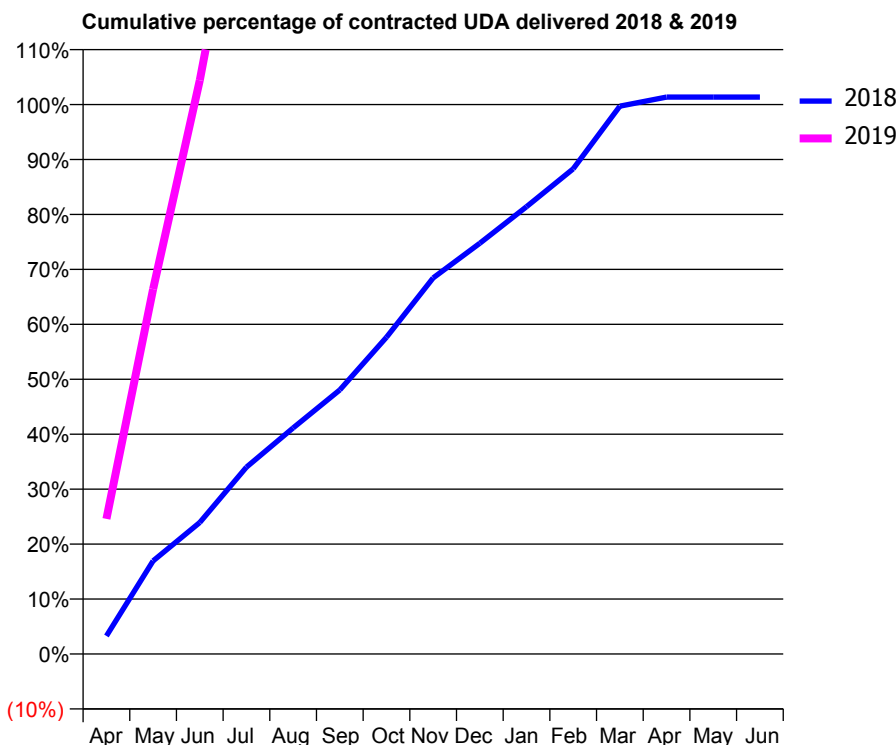
18/19 Contracted general activity (UDA)	500
Carry forward general activity (UDA)	0
18/19 Contracted orthodontic activity (UOA)	0
Carry forward orthodontic activity (UOA)	0
Baseline contract value	£25,309.24

ACCESS*

Patients seen in 24 months	Total	Change since previous quarter
Quarter ending September 2017	841	
Quarter ending December 2017	924	↑
Quarter ending March 2018	964	↑
Quarter ending June 2018	1,076	↑
Quarter ending September 2018	891	↓
Variance since September 2017	5.9%	↑



ACTIVITY



Month	Adjusted Scheduled Activity (UDA)	
	2018	2019
April	66	123
May	339	332
June	479	522
July	680	741
August	823	744
September	961	745
October	1,153	
November	1,369	
December	1,495	
January	1,628	
February	1,766	
March	1,994	
April	2,027	
May	2,027	
June	2,027	

QUALITY

	Quantity	Base Number	Contract	AT	Region	England
% of FP17s for the same patient ID Re-attending within 3 months - Children	0	7	0.0%	9.9%	11.5%	11.6%
% of FP17s for the same patient ID Re-attending within 3 months - Adults	8	363	2.2%	15.2%	16.5%	15.5%
% of FP17s for the same patient ID Re-attending between 3 & 9 months - Children	0	7	0.0%	48.8%	48.5%	58.8%
% of FP17s for the same patient ID Re-attending between 3 & 9 months - Adults	4	363	1.1%	38.8%	39.1%	51.1%
% of FP17s for Band 1 Urgent Courses	1	355	0.3%	10.1%	10.6%	9.0%
% of FP17s Relating to Free Repair or Replacements	0	355	0.0%	0.6%	0.5%	0.8%
% of FP17s Relating to Continuations	1	355	0.3%	0.8%	0.7%	0.9%
% of Patients satisfied with the dentistry they have received	0	0	N/A	91.6%	90.5%	93.3%
% of Patients satisfied with the time they had to wait for an appointment	0	0	N/A	87.5%	85.1%	88.9%

* This is based on patients treated on this contract for their most recent course of treatment. Figures in italics indicate the base number of FP17s or Patient Questionnaire responses are less than 100. N/A is shown where the base number of responses is less than 10 during the period. % is calculated as Quantity/Base number*100

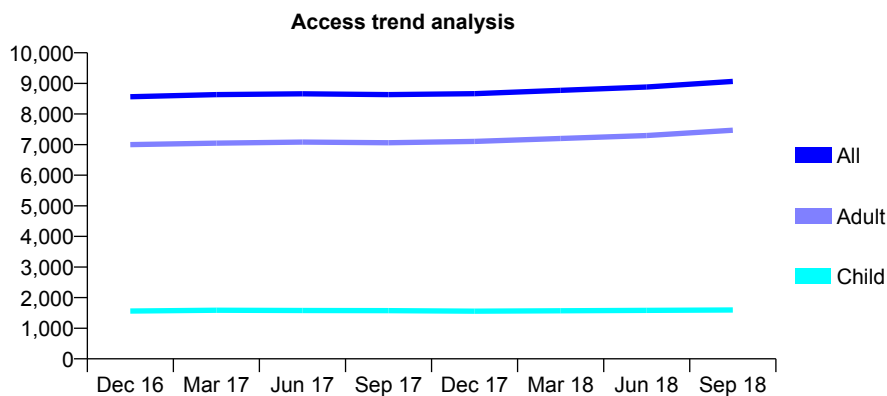
Q63 - Vital Signs At a Glance Contract Report for 675075/0001 - September 2018

Name or company name	MR S SRI RANGANATHAN
Contract type name	GDS Contract
Purpose of contract	General
Contract start date	01/04/2006
Contract end date	

18/19 Contracted general activity (UDA)	30,570
Carry forward general activity (UDA)	-611
18/19 Contracted orthodontic activity (UOA)	0
Carry forward orthodontic activity (UOA)	0
Baseline contract value	£861,688.28

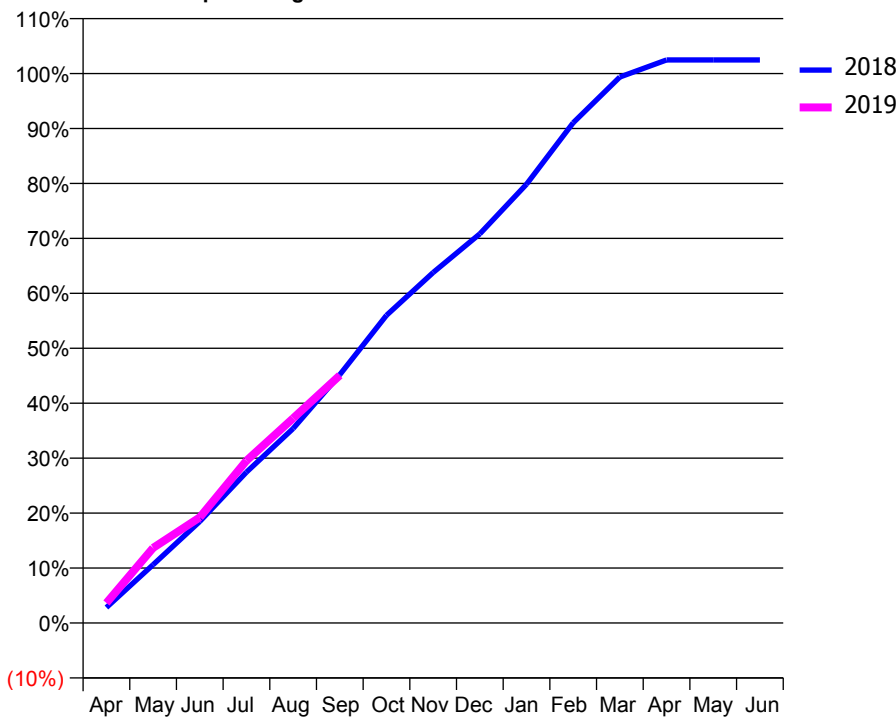
ACCESS*

Patients seen in 24 months	Total	Change since previous quarter
Quarter ending September 2017	8,635	
Quarter ending December 2017	8,663	→
Quarter ending March 2018	8,772	→
Quarter ending June 2018	8,882	→
Quarter ending September 2018	9,067	↑
Variance since September 2017	5.0%	↑



ACTIVITY

Cumulative percentage of contracted UDA delivered 2018 & 2019



Month	Adjusted Scheduled Activity (UDA)	
	2018	2019
April	862	1,116
May	3,249	4,177
June	5,653	5,877
July	8,396	9,031
August	10,822	11,392
September	13,818	13,777
October	17,117	
November	19,498	
December	21,651	
January	24,409	
February	27,827	
March	30,378	
April	31,326	
May	31,326	
June	31,326	

QUALITY

	Quantity	Base Number	Contract	AT	Region	England
% of FP17s for the same patient ID Re-attending within 3 months - Children	69	794	8.7%	9.9%	11.5%	11.6%
% of FP17s for the same patient ID Re-attending within 3 months - Adults	507	3,410	14.9%	15.2%	16.5%	15.5%
% of FP17s for the same patient ID Re-attending between 3 & 9 months - Children	223	794	28.1%	48.8%	48.5%	58.8%
% of FP17s for the same patient ID Re-attending between 3 & 9 months - Adults	866	3,410	25.4%	38.8%	39.1%	51.1%
% of FP17s for Band 1 Urgent Courses	401	3,903	10.3%	10.1%	10.6%	9.0%
% of FP17s Relating to Free Repair or Replacements	30	3,903	0.8%	0.6%	0.5%	0.8%
% of FP17s Relating to Continuations	83	3,903	2.1%	0.8%	0.7%	0.9%
% of Patients satisfied with the dentistry they have received	9	11	81.8%	91.6%	90.5%	93.3%
% of Patients satisfied with the time they had to wait for an appointment	10	11	90.9%	87.5%	85.1%	88.9%

* This is based on patients treated on this contract for their most recent course of treatment. Figures in italics indicate the base number of FP17s or Patient Questionnaire responses are less than 100. N/A is shown where the base number of responses is less than 10 during the period. % is calculated as Quantity/Base number*100

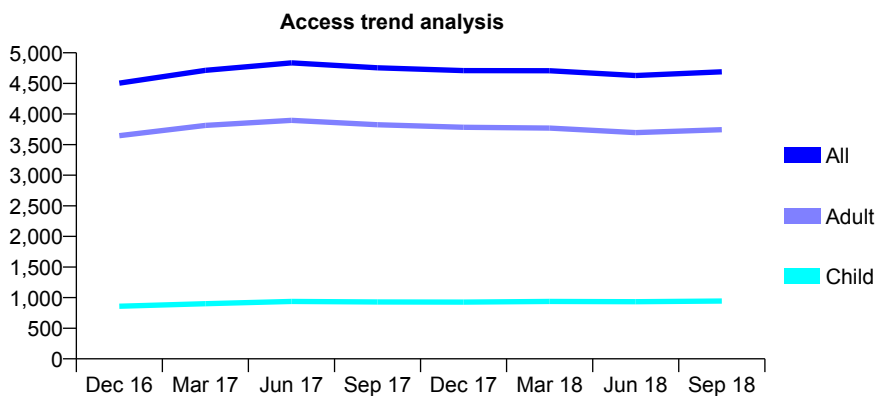
Q63 - Vital Signs At a Glance Contract Report for 675075/0002 - September 2018

Name or company name	MR S SRI RANGANATHAN
Contract type name	GDS Contract
Purpose of contract	General
Contract start date	01/04/2006
Contract end date	

18/19 Contracted general activity (UDA)	11,326
Carry forward general activity (UDA)	-227
18/19 Contracted orthodontic activity (UOA)	0
Carry forward orthodontic activity (UOA)	0
Baseline contract value	£316,532.86

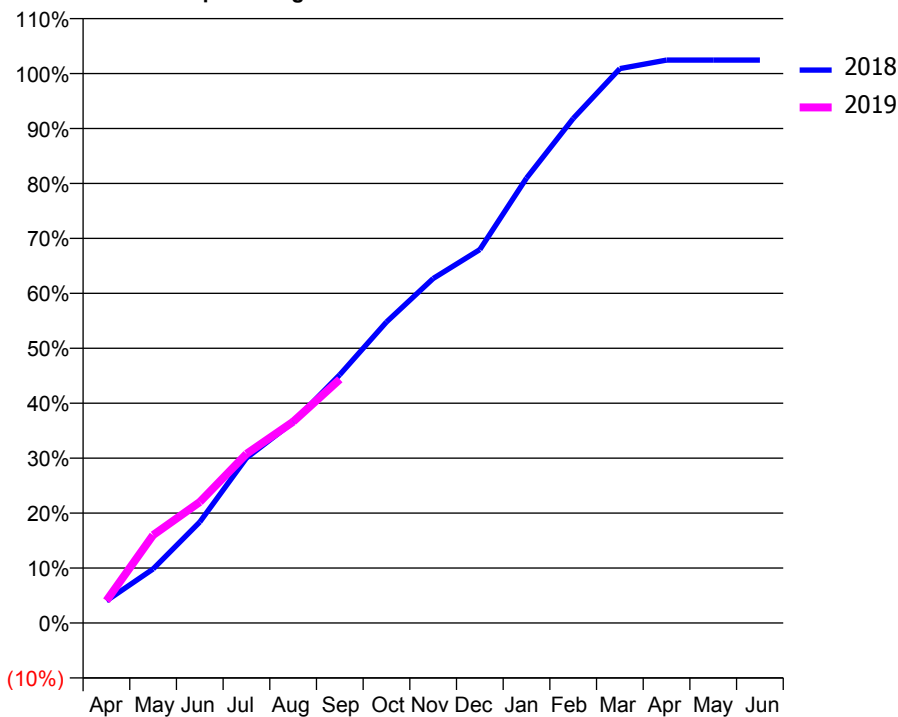
ACCESS*

Patients seen in 24 months	Total	Change since previous quarter
Quarter ending September 2017	4,754	
Quarter ending December 2017	4,709	→
Quarter ending March 2018	4,708	→
Quarter ending June 2018	4,628	↓
Quarter ending September 2018	4,689	→
Variance since September 2017	(1.4%)	↓



ACTIVITY

Cumulative percentage of contracted UDA delivered 2018 & 2019



Adjusted Scheduled Activity (UDA)

Month	2018	2019
April	457	459
May	1,115	1,811
June	2,083	2,493
July	3,402	3,486
August	4,142	4,149
September	5,120	5,024
October	6,206	
November	7,102	
December	7,698	
January	9,171	
February	10,400	
March	11,427	
April	11,602	
May	11,602	
June	11,602	

QUALITY

	Quantity	Base Number	Contract	AT	Region	England
% of FP17s for the same patient ID Re-attending within 3 months - Children	34	426	8.0%	9.9%	11.5%	11.6%
% of FP17s for the same patient ID Re-attending within 3 months - Adults	200	1,539	13.0%	15.2%	16.5%	15.5%
% of FP17s for the same patient ID Re-attending between 3 & 9 months - Children	113	426	26.5%	48.8%	48.5%	58.8%
% of FP17s for the same patient ID Re-attending between 3 & 9 months - Adults	360	1,539	23.4%	38.8%	39.1%	51.1%
% of FP17s for Band 1 Urgent Courses	319	1,877	17.0%	10.1%	10.6%	9.0%
% of FP17s Relating to Free Repair or Replacements	6	1,877	0.3%	0.6%	0.5%	0.8%
% of FP17s Relating to Continuations	15	1,877	0.8%	0.8%	0.7%	0.9%
% of Patients satisfied with the dentistry they have received	4	4	N/A	91.6%	90.5%	93.3%
% of Patients satisfied with the time they had to wait for an appointment	3	4	N/A	87.5%	85.1%	88.9%

* This is based on patients treated on this contract for their most recent course of treatment. Figures in italics indicate the base number of FP17s or Patient Questionnaire responses are less than 100. N/A is shown where the base number of responses is less than 10 during the period. % is calculated as Quantity/Base number*100

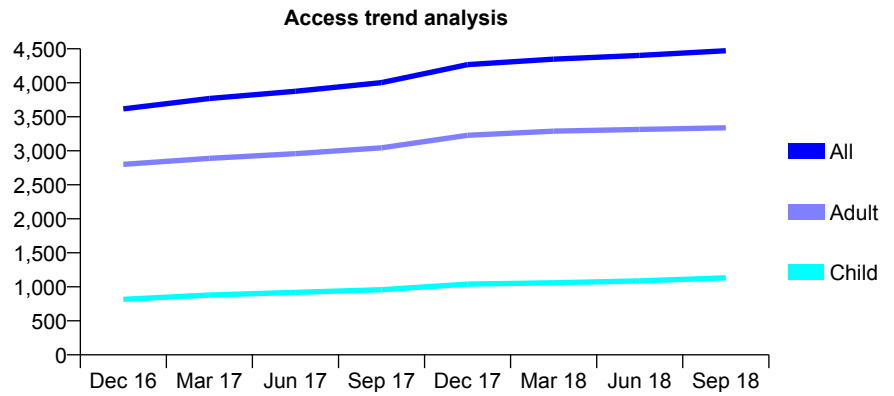
Q63 - Vital Signs At a Glance Contract Report for 676632/0001 - September 2018

Name or company name	MR J HAGHBEDEH
Contract type name	GDS Contract
Purpose of contract	General
Contract start date	01/12/2009
Contract end date	

18/19 Contracted general activity (UDA)	12,477
Carry forward general activity (UDA)	-98
18/19 Contracted orthodontic activity (UOA)	0
Carry forward orthodontic activity (UOA)	0
Baseline contract value	£297,380.95

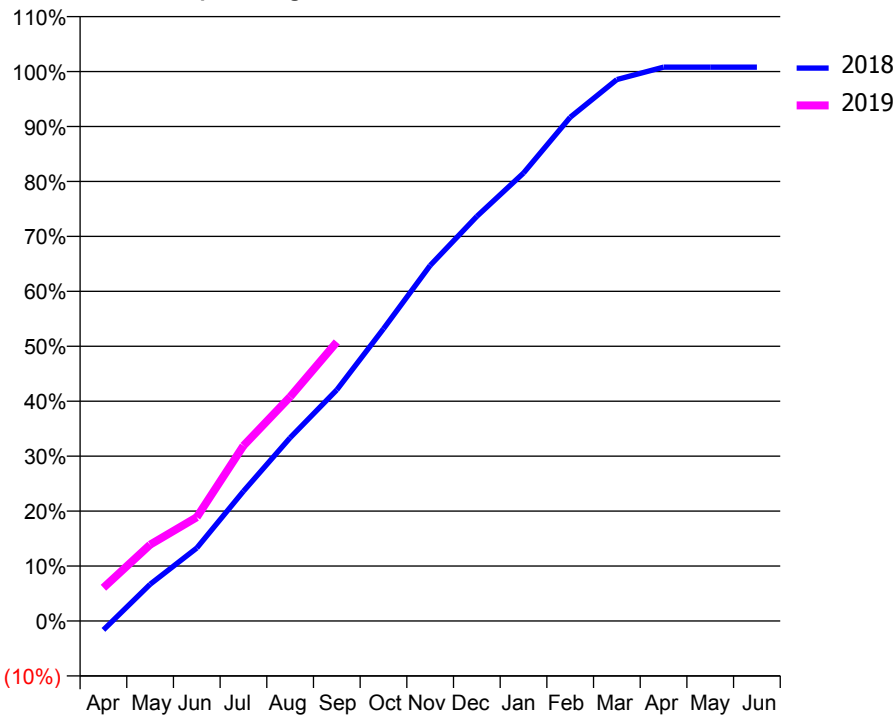
ACCESS*

Patients seen in 24 months	Total	Change since previous quarter
Quarter ending September 2017	4,002	
Quarter ending December 2017	4,268	↑
Quarter ending March 2018	4,349	→
Quarter ending June 2018	4,402	→
Quarter ending September 2018	4,472	→
Variance since September 2017	11.7%	↑



ACTIVITY

Cumulative percentage of contracted UDA delivered 2018 & 2019



Month	Adjusted Scheduled Activity (UDA)	
	2018	2019
April	-204	755
May	834	1,734
June	1,659	2,359
July	2,948	3,981
August	4,163	5,092
September	5,250	6,336
October	6,636	
November	8,074	
December	9,187	
January	10,170	
February	11,437	
March	12,295	
April	12,575	
May	12,575	
June	12,575	

QUALITY

	Quantity	Base Number	Contract	AT	Region	England
% of FP17s for the same patient ID Re-attending within 3 months - Children	43	809	5.3%	9.9%	11.5%	11.6%
% of FP17s for the same patient ID Re-attending within 3 months - Adults	372	2,164	17.2%	15.2%	16.5%	15.5%
% of FP17s for the same patient ID Re-attending between 3 & 9 months - Children	453	809	56.0%	48.8%	48.5%	58.8%
% of FP17s for the same patient ID Re-attending between 3 & 9 months - Adults	1,063	2,164	49.1%	38.8%	39.1%	51.1%
% of FP17s for Band 1 Urgent Courses	313	2,821	11.1%	10.1%	10.6%	9.0%
% of FP17s Relating to Free Repair or Replacements	25	2,821	0.9%	0.6%	0.5%	0.8%
% of FP17s Relating to Continuations	34	2,821	1.2%	0.8%	0.7%	0.9%
% of Patients satisfied with the dentistry they have received	4	4	N/A	91.6%	90.5%	93.3%
% of Patients satisfied with the time they had to wait for an appointment	4	4	N/A	87.5%	85.1%	88.9%

* This is based on patients treated on this contract for their most recent course of treatment. Figures in italics indicate the base number of FP17s or Patient Questionnaire responses are less than 100. N/A is shown where the base number of responses is less than 10 during the period. % is calculated as Quantity/Base number*100

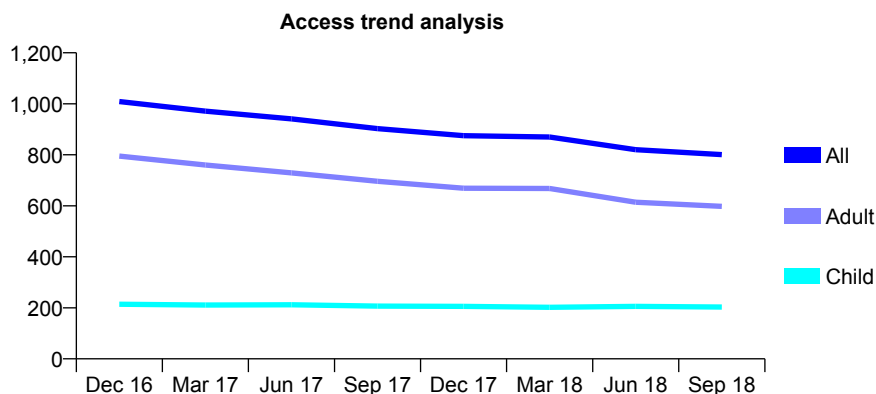
Q63 - Vital Signs At a Glance Contract Report for 677051/0001 - September 2018

Name or company name	MR R FARZAD
Contract type name	GDS Contract
Purpose of contract	General
Contract start date	01/04/2006
Contract end date	

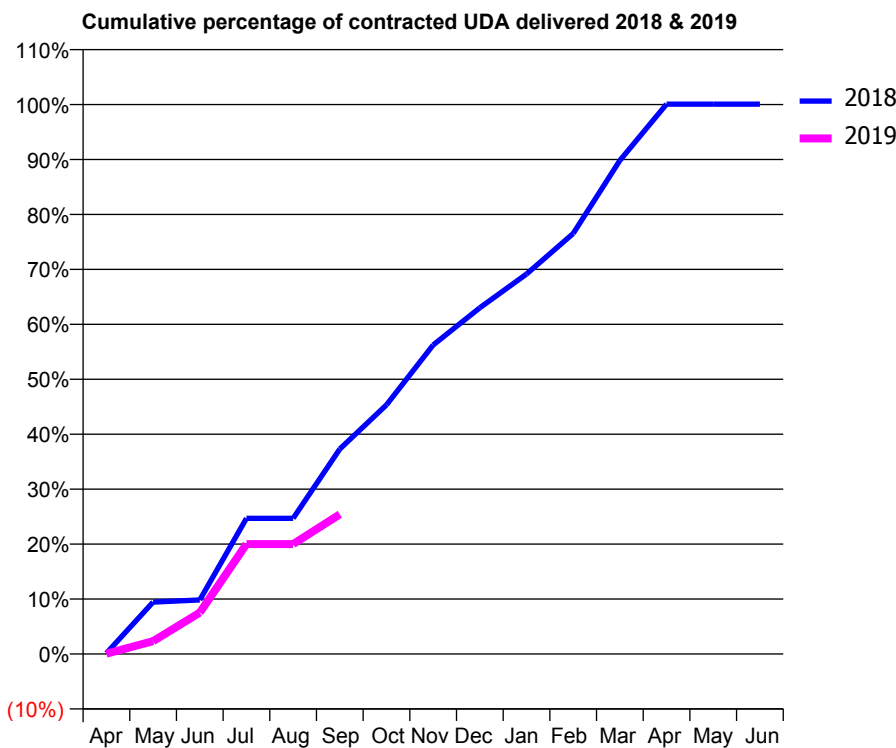
18/19 Contracted general activity (UDA)	5,121
Carry forward general activity (UDA)	-3
18/19 Contracted orthodontic activity (UOA)	0
Carry forward orthodontic activity (UOA)	0
Baseline contract value	£210,863.47

ACCESS*

Patients seen in 24 months	Total	Change since previous quarter
Quarter ending September 2017	903	
Quarter ending December 2017	875	↓
Quarter ending March 2018	870	→
Quarter ending June 2018	820	↓
Quarter ending September 2018	801	↓
Variance since September 2017	(11.3%)	↓



ACTIVITY



Month	Adjusted Scheduled Activity (UDA)	
	2018	2019
April	8	3
May	484	120
June	504	386
July	1,264	1,024
August	1,264	1,024
September	1,911	1,302
October	2,322	
November	2,880	
December	3,226	
January	3,541	
February	3,919	
March	4,600	
April	5,124	
May	5,124	
June	5,124	

QUALITY

	Quantity	Base Number	Contract	AT	Region	England
% of FP17s for the same patient ID Re-attending within 3 months - Children	20	99	20.2%	9.9%	11.5%	11.6%
% of FP17s for the same patient ID Re-attending within 3 months - Adults	57	246	23.2%	15.2%	16.5%	15.5%
% of FP17s for the same patient ID Re-attending between 3 & 9 months - Children	44	99	44.4%	48.8%	48.5%	58.8%
% of FP17s for the same patient ID Re-attending between 3 & 9 months - Adults	80	246	32.5%	38.8%	39.1%	51.1%
% of FP17s for Band 1 Urgent Courses	30	265	11.3%	10.1%	10.6%	9.0%
% of FP17s Relating to Free Repair or Replacements	0	265	0.0%	0.6%	0.5%	0.8%
% of FP17s Relating to Continuations	1	265	0.4%	0.8%	0.7%	0.9%
% of Patients satisfied with the dentistry they have received	2	2	N/A	91.6%	90.5%	93.3%
% of Patients satisfied with the time they had to wait for an appointment	2	2	N/A	87.5%	85.1%	88.9%

* This is based on patients treated on this contract for their most recent course of treatment. Figures in italics indicate the base number of FP17s or Patient Questionnaire responses are less than 100. N/A is shown where the base number of responses is less than 10 during the period. % is calculated as Quantity/Base number*100

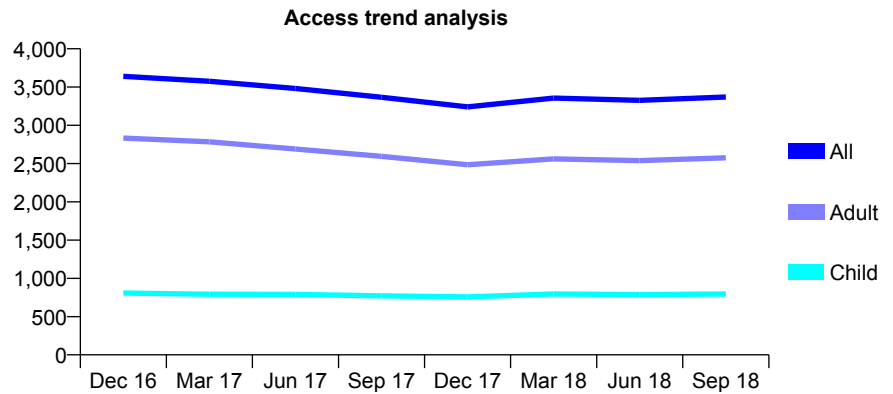
Q63 - Vital Signs At a Glance Contract Report for 677191/0001 - September 2018

Name or company name	Raman Sandhu
Contract type name	GDS Contract
Purpose of contract	General
Contract start date	01/01/2012
Contract end date	

18/19 Contracted general activity (UDA)	11,285
Carry forward general activity (UDA)	169
18/19 Contracted orthodontic activity (UOA)	0
Carry forward orthodontic activity (UOA)	0
Baseline contract value	£258,043.34

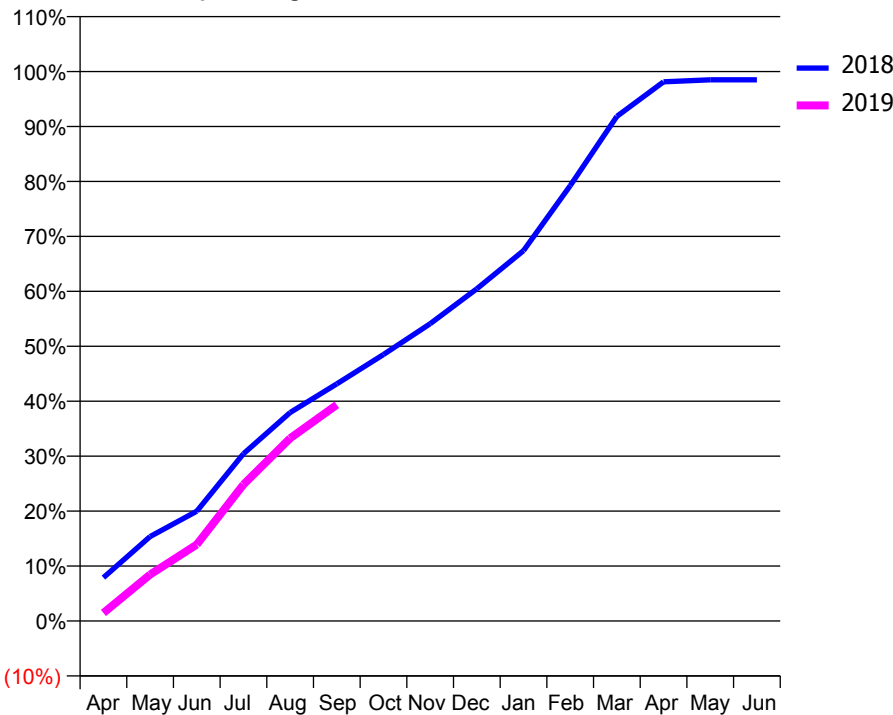
ACCESS*

Patients seen in 24 months	Total	Change since previous quarter
Quarter ending September 2017	3,367	
Quarter ending December 2017	3,241	↓
Quarter ending March 2018	3,356	↑
Quarter ending June 2018	3,326	→
Quarter ending September 2018	3,370	→
Variance since September 2017	0.1%	→



ACTIVITY

Cumulative percentage of contracted UDA delivered 2018 & 2019



Month	Adjusted Scheduled Activity (UDA)	
	2018	2019
April	892	167
May	1,735	955
June	2,256	1,569
July	3,437	2,802
August	4,283	3,753
September	4,871	4,441
October	5,472	
November	6,105	
December	6,824	
January	7,607	
February	8,941	
March	10,363	
April	11,072	
May	11,114	
June	11,116	

QUALITY

	Quantity	Base Number	Contract	AT	Region	England
% of FP17s for the same patient ID Re-attending within 3 months - Children	39	535	7.3%	9.9%	11.5%	11.6%
% of FP17s for the same patient ID Re-attending within 3 months - Adults	339	1,753	19.3%	15.2%	16.5%	15.5%
% of FP17s for the same patient ID Re-attending between 3 & 9 months - Children	277	535	51.8%	48.8%	48.5%	58.8%
% of FP17s for the same patient ID Re-attending between 3 & 9 months - Adults	794	1,753	45.3%	38.8%	39.1%	51.1%
% of FP17s for Band 1 Urgent Courses	275	2,052	13.4%	10.1%	10.6%	9.0%
% of FP17s Relating to Free Repair or Replacements	14	2,052	0.7%	0.6%	0.5%	0.8%
% of FP17s Relating to Continuations	13	2,052	0.6%	0.8%	0.7%	0.9%
% of Patients satisfied with the dentistry they have received	2	2	N/A	91.6%	90.5%	93.3%
% of Patients satisfied with the time they had to wait for an appointment	2	2	N/A	87.5%	85.1%	88.9%

* This is based on patients treated on this contract for their most recent course of treatment. Figures in italics indicate the base number of FP17s or Patient Questionnaire responses are less than 100. N/A is shown where the base number of responses is less than 10 during the period. % is calculated as Quantity/Base number*100

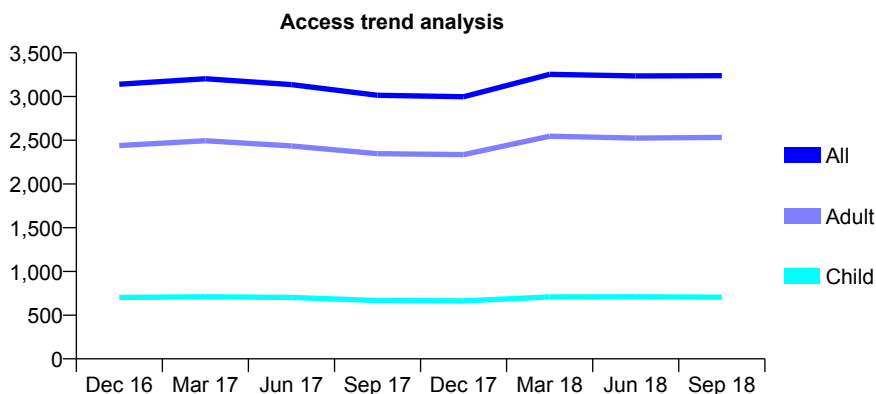
Q63 - Vital Signs At a Glance Contract Report for 677213/0001 - September 2018

Name or company name	MRS F FEKRAZAD
Contract type name	GDS Contract
Purpose of contract	General
Contract start date	01/04/2006
Contract end date	

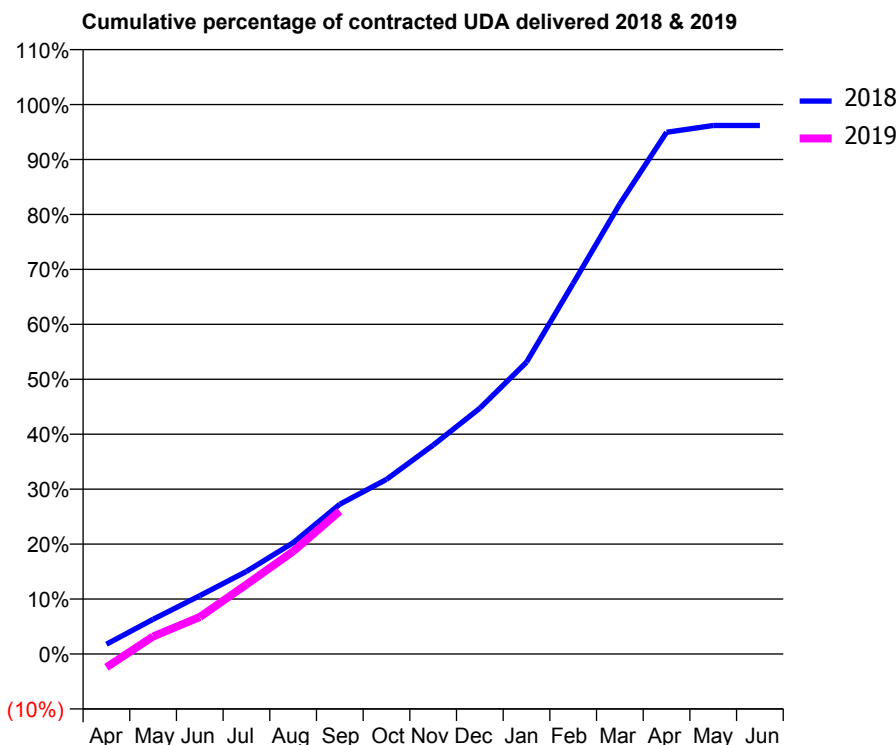
18/19 Contracted general activity (UDA)	12,767
Carry forward general activity (UDA)	488
18/19 Contracted orthodontic activity (UOA)	0
Carry forward orthodontic activity (UOA)	0
Baseline contract value	£358,480.45

ACCESS*

Patients seen in 24 months	Total	Change since previous quarter
Quarter ending September 2017	3,014	
Quarter ending December 2017	2,997	→
Quarter ending March 2018	3,254	↑
Quarter ending June 2018	3,235	→
Quarter ending September 2018	3,238	→
Variance since September 2017	7.4%	↑



ACTIVITY



Adjusted Scheduled Activity (UDA)		
Month	2018	2019
April	229	-311
May	808	409
June	1,355	859
July	1,918	1,614
August	2,584	2,384
September	3,480	3,321
October	4,057	
November	4,853	
December	5,711	
January	6,781	
February	8,613	
March	10,462	
April	12,123	
May	12,279	
June	12,279	

QUALITY

	Quantity	Base Number	Contract	AT	Region	England
% of FP17s for the same patient ID Re-attending within 3 months - Children	7	376	1.9%	9.9%	11.5%	11.6%
% of FP17s for the same patient ID Re-attending within 3 months - Adults	88	1,197	7.4%	15.2%	16.5%	15.5%
% of FP17s for the same patient ID Re-attending between 3 & 9 months - Children	144	376	38.3%	48.8%	48.5%	58.8%
% of FP17s for the same patient ID Re-attending between 3 & 9 months - Adults	488	1,197	40.8%	38.8%	39.1%	51.1%
% of FP17s for Band 1 Urgent Courses	54	1,252	4.3%	10.1%	10.6%	9.0%
% of FP17s Relating to Free Repair or Replacements	0	1,252	0.0%	0.6%	0.5%	0.8%
% of FP17s Relating to Continuations	3	1,252	0.2%	0.8%	0.7%	0.9%
% of Patients satisfied with the dentistry they have received	2	2	N/A	91.6%	90.5%	93.3%
% of Patients satisfied with the time they had to wait for an appointment	2	2	N/A	87.5%	85.1%	88.9%

* This is based on patients treated on this contract for their most recent course of treatment. Figures in italics indicate the base number of FP17s or Patient Questionnaire responses are less than 100. N/A is shown where the base number of responses is less than 10 during the period. % is calculated as Quantity/Base number*100

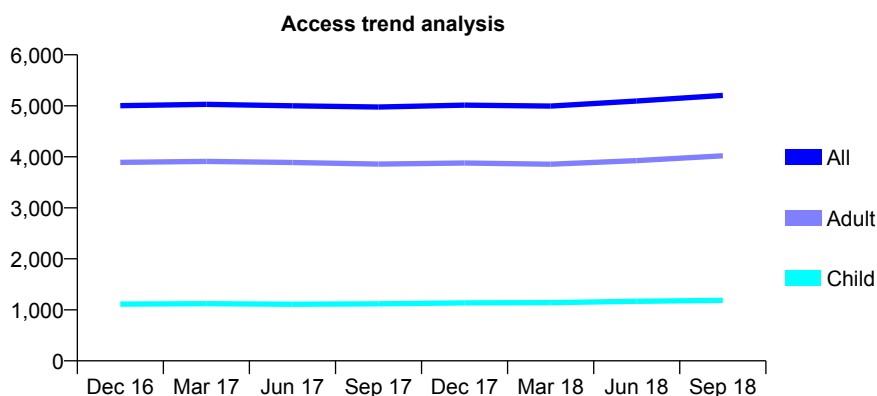
Q63 - Vital Signs At a Glance Contract Report for 679003/0001 - September 2018

Name or company name	MRS M JAHANGIRI
Contract type name	GDS Contract
Purpose of contract	General
Contract start date	01/04/2006
Contract end date	

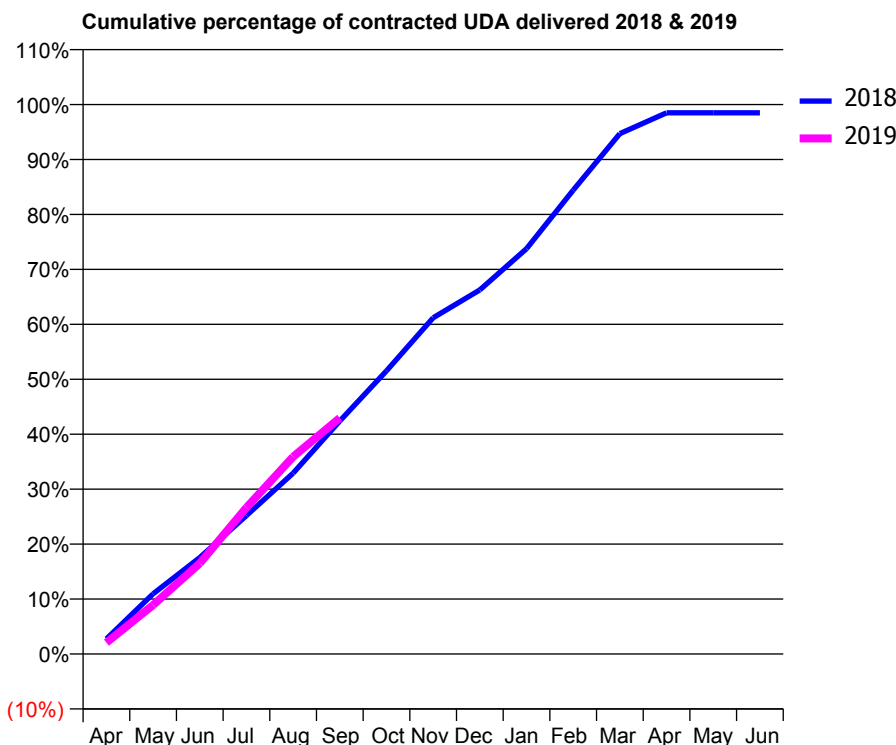
18/19 Contracted general activity (UDA)	18,534
Carry forward general activity (UDA)	279
18/19 Contracted orthodontic activity (UOA)	0
Carry forward orthodontic activity (UOA)	0
Baseline contract value	£610,495.59

ACCESS*

Patients seen in 24 months	Total	Change since previous quarter
Quarter ending September 2017	4,976	
Quarter ending December 2017	5,013	→
Quarter ending March 2018	4,996	→
Quarter ending June 2018	5,094	→
Quarter ending September 2018	5,204	↑
Variance since September 2017	4.6%	↑



ACTIVITY



Month	2018	2019
April	512	383
May	2,029	1,651
June	3,253	3,062
July	4,672	4,941
August	6,102	6,655
September	7,862	7,962
October	9,552	
November	11,340	
December	12,279	
January	13,670	
February	15,647	
March	17,550	
April	18,254	
May	18,255	
June	18,255	

QUALITY

	Quantity	Base Number	Contract	AT	Region	England
% of FP17s for the same patient ID Re-attending within 3 months - Children	79	863	9.2%	9.9%	11.5%	11.6%
% of FP17s for the same patient ID Re-attending within 3 months - Adults	447	2,636	17.0%	15.2%	16.5%	15.5%
% of FP17s for the same patient ID Re-attending between 3 & 9 months - Children	447	863	51.8%	48.8%	48.5%	58.8%
% of FP17s for the same patient ID Re-attending between 3 & 9 months - Adults	1,210	2,636	45.9%	38.8%	39.1%	51.1%
% of FP17s for Band 1 Urgent Courses	408	3,238	12.6%	10.1%	10.6%	9.0%
% of FP17s Relating to Free Repair or Replacements	33	3,238	1.0%	0.6%	0.5%	0.8%
% of FP17s Relating to Continuations	22	3,238	0.7%	0.8%	0.7%	0.9%
% of Patients satisfied with the dentistry they have received	3	3	N/A	91.6%	90.5%	93.3%
% of Patients satisfied with the time they had to wait for an appointment	3	3	N/A	87.5%	85.1%	88.9%

* This is based on patients treated on this contract for their most recent course of treatment. Figures in italics indicate the base number of FP17s or Patient Questionnaire responses are less than 100. N/A is shown where the base number of responses is less than 10 during the period. % is calculated as Quantity/Base number*100

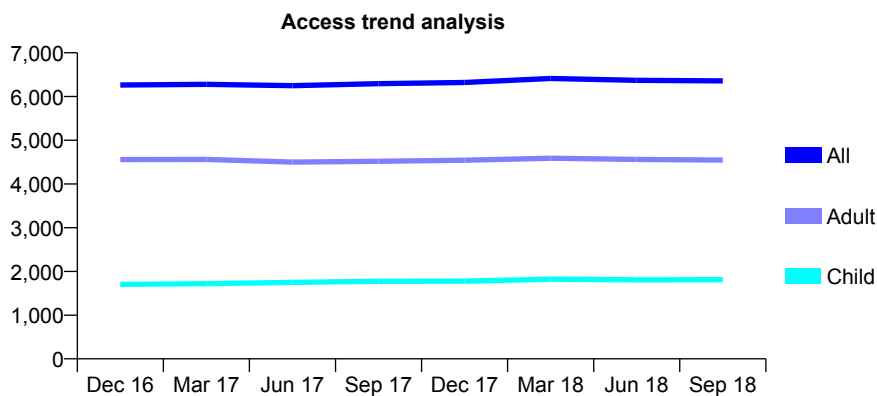
Q63 - Vital Signs At a Glance Contract Report for 682144/0001 - September 2018

Name or company name	Khan Kharalah Dadashian
Contract type name	GDS Contract
Purpose of contract	General
Contract start date	01/04/2006
Contract end date	

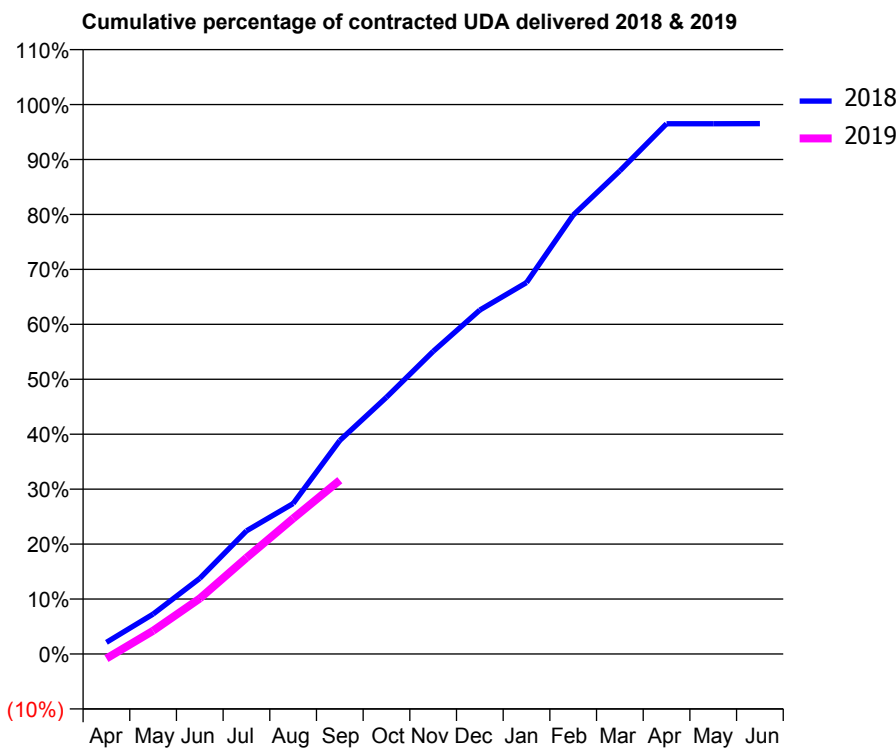
18/19 Contracted general activity (UDA)	24,000
Carry forward general activity (UDA)	837
18/19 Contracted orthodontic activity (UOA)	0
Carry forward orthodontic activity (UOA)	0
Baseline contract value	£664,251.32

ACCESS*

Patients seen in 24 months	Total	Change since previous quarter
Quarter ending September 2017	6,293	
Quarter ending December 2017	6,320	→
Quarter ending March 2018	6,413	→
Quarter ending June 2018	6,370	→
Quarter ending September 2018	6,358	→
Variance since September 2017	1.0%	→



ACTIVITY



Month	Adjusted Scheduled Activity (UDA)	
	2018	2019
April	508	-204
May	1,742	1,019
June	3,307	2,429
July	5,378	4,204
August	6,570	5,918
September	9,325	7,594
October	11,214	
November	13,219	
December	15,025	
January	16,222	
February	19,171	
March	21,104	
April	23,159	
May	23,160	
June	23,163	

QUALITY

	Quantity	Base Number	Contract	AT	Region	England
% of FP17s for the same patient ID Re-attending within 3 months - Children	68	1,102	6.2%	9.9%	11.5%	11.6%
% of FP17s for the same patient ID Re-attending within 3 months - Adults	205	2,165	9.5%	15.2%	16.5%	15.5%
% of FP17s for the same patient ID Re-attending between 3 & 9 months - Children	498	1,102	45.2%	48.8%	48.5%	58.8%
% of FP17s for the same patient ID Re-attending between 3 & 9 months - Adults	714	2,165	33.0%	38.8%	39.1%	51.1%
% of FP17s for Band 1 Urgent Courses	270	2,849	9.5%	10.1%	10.6%	9.0%
% of FP17s Relating to Free Repair or Replacements	2	2,849	0.1%	0.6%	0.5%	0.8%
% of FP17s Relating to Continuations	17	2,849	0.6%	0.8%	0.7%	0.9%
% of Patients satisfied with the dentistry they have received	2	3	N/A	91.6%	90.5%	93.3%
% of Patients satisfied with the time they had to wait for an appointment	2	3	N/A	87.5%	85.1%	88.9%

* This is based on patients treated on this contract for their most recent course of treatment. Figures in italics indicate the base number of FP17s or Patient Questionnaire responses are less than 100. N/A is shown where the base number of responses is less than 10 during the period. % is calculated as Quantity/Base number*100

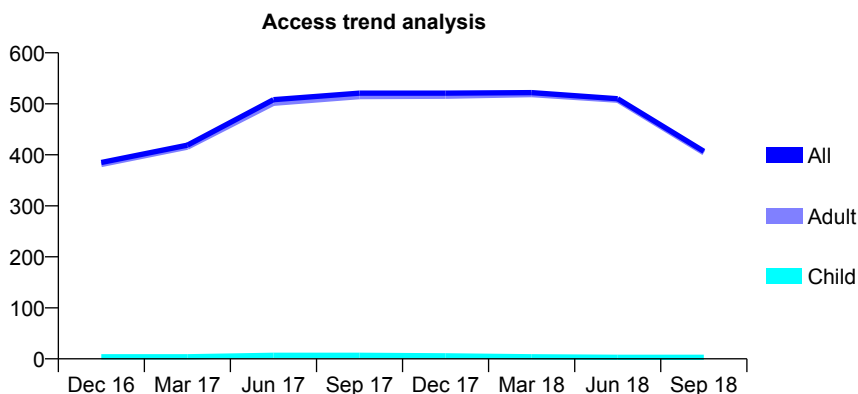
Q63 - Vital Signs At a Glance Contract Report for 682144/0002 - September 2018

Name or company name	MR AA DADASHIAN
Contract type name	PDS Contract
Purpose of contract	General
Contract start date	01/04/2011
Contract end date	30/06/2018

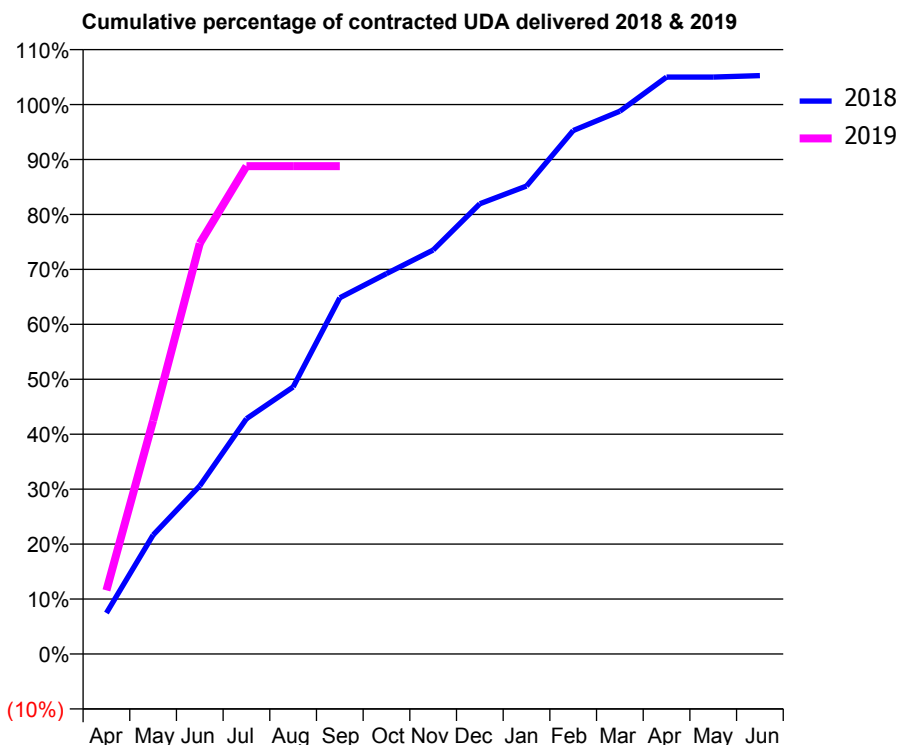
18/19 Contracted general activity (UDA)	285
Carry forward general activity (UDA)	0
18/19 Contracted orthodontic activity (UOA)	0
Carry forward orthodontic activity (UOA)	0
Baseline contract value	£13,962.45

ACCESS*

Patients seen in 24 months	Total	Change since previous quarter
Quarter ending September 2017	521	
Quarter ending December 2017	521	→
Quarter ending March 2018	522	→
Quarter ending June 2018	510	↓
Quarter ending September 2018	407	↓
Variance since September 2017	(21.9%)	↓



ACTIVITY



Month	Adjusted Scheduled Activity (UDA)	
	2018	2019
April	85	33
May	247	121
June	349	213
July	488	253
August	554	253
September	739	253
October	789	
November	838	
December	934	
January	971	
February	1,086	
March	1,126	
April	1,197	
May	1,197	
June	1,200	

QUALITY

	Quantity	Base Number	Contract	AT	Region	England
% of FP17s for the same patient ID Re-attending within 3 months - Children	0	1	0.0%	9.9%	11.5%	11.6%
% of FP17s for the same patient ID Re-attending within 3 months - Adults	0	114	0.0%	15.2%	16.5%	15.5%
% of FP17s for the same patient ID Re-attending between 3 & 9 months - Children	0	1	0.0%	48.8%	48.5%	58.8%
% of FP17s for the same patient ID Re-attending between 3 & 9 months - Adults	0	114	0.0%	38.8%	39.1%	51.1%
% of FP17s for Band 1 Urgent Courses	0	89	0.0%	10.1%	10.6%	9.0%
% of FP17s Relating to Free Repair or Replacements	0	89	0.0%	0.6%	0.5%	0.8%
% of FP17s Relating to Continuations	0	89	0.0%	0.8%	0.7%	0.9%
% of Patients satisfied with the dentistry they have received	0	0	N/A	91.6%	90.5%	93.3%
% of Patients satisfied with the time they had to wait for an appointment	0	0	N/A	87.5%	85.1%	88.9%

* This is based on patients treated on this contract for their most recent course of treatment. Figures in italics indicate the base number of FP17s or Patient Questionnaire responses are less than 100. N/A is shown where the base number of responses is less than 10 during the period. % is calculated as Quantity/Base number*100

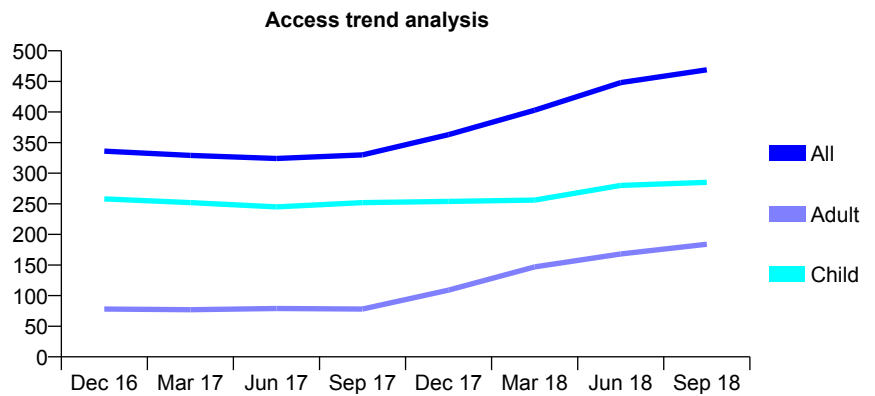
Q63 - Vital Signs At a Glance Contract Report for 684864/0001 - September 2018

Name or company name	MR P BOAMAH
Contract type name	GDS Contract
Purpose of contract	General
Contract start date	01/05/2009
Contract end date	

18/19 Contracted general activity (UDA)	799
Carry forward general activity (UDA)	-16
18/19 Contracted orthodontic activity (UOA)	0
Carry forward orthodontic activity (UOA)	0
Baseline contract value	£17,004.41

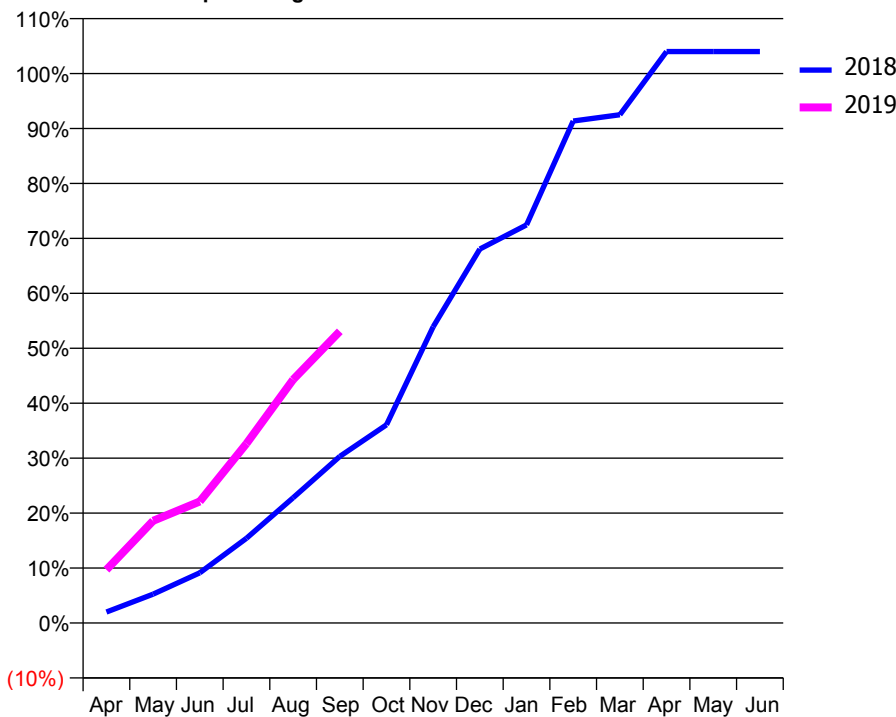
ACCESS*

Patients seen in 24 months	Total	Change since previous quarter
Quarter ending September 2017	330	
Quarter ending December 2017	363	↑
Quarter ending March 2018	403	↑
Quarter ending June 2018	448	↑
Quarter ending September 2018	469	↑
Variance since September 2017	42.1%	↑



ACTIVITY

Cumulative percentage of contracted UDA delivered 2018 & 2019



Month	Adjusted Scheduled Activity (UDA)	
	2018	2019
April	16	77
May	42	149
June	73	177
July	123	261
August	182	354
September	242	424
October	288	
November	431	
December	544	
January	579	
February	730	
March	739	
April	831	
May	831	
June	831	

QUALITY

	Quantity	Base Number	Contract	AT	Region	England
% of FP17s for the same patient ID Re-attending within 3 months - Children	3	192	1.6%	9.9%	11.5%	11.6%
% of FP17s for the same patient ID Re-attending within 3 months - Adults	2	92	2.2%	15.2%	16.5%	15.5%
% of FP17s for the same patient ID Re-attending between 3 & 9 months - Children	79	192	41.1%	48.8%	48.5%	58.8%
% of FP17s for the same patient ID Re-attending between 3 & 9 months - Adults	21	92	22.8%	38.8%	39.1%	51.1%
% of FP17s for Band 1 Urgent Courses	6	249	2.4%	10.1%	10.6%	9.0%
% of FP17s Relating to Free Repair or Replacements	0	249	0.0%	0.6%	0.5%	0.8%
% of FP17s Relating to Continuations	1	249	0.4%	0.8%	0.7%	0.9%
% of Patients satisfied with the dentistry they have received	0	0	N/A	91.6%	90.5%	93.3%
% of Patients satisfied with the time they had to wait for an appointment	0	0	N/A	87.5%	85.1%	88.9%

* This is based on patients treated on this contract for their most recent course of treatment. Figures in italics indicate the base number of FP17s or Patient Questionnaire responses are less than 100. N/A is shown where the base number of responses is less than 10 during the period. % is calculated as Quantity/Base number*100

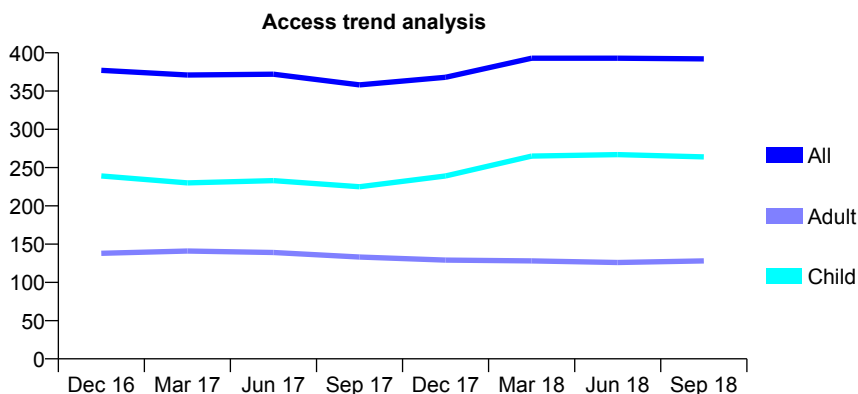
Q63 - Vital Signs At a Glance Contract Report for 687219/0001 - September 2018

Name or company name	MR AA ZAIDI
Contract type name	GDS Contract
Purpose of contract	General
Contract start date	01/09/2007
Contract end date	

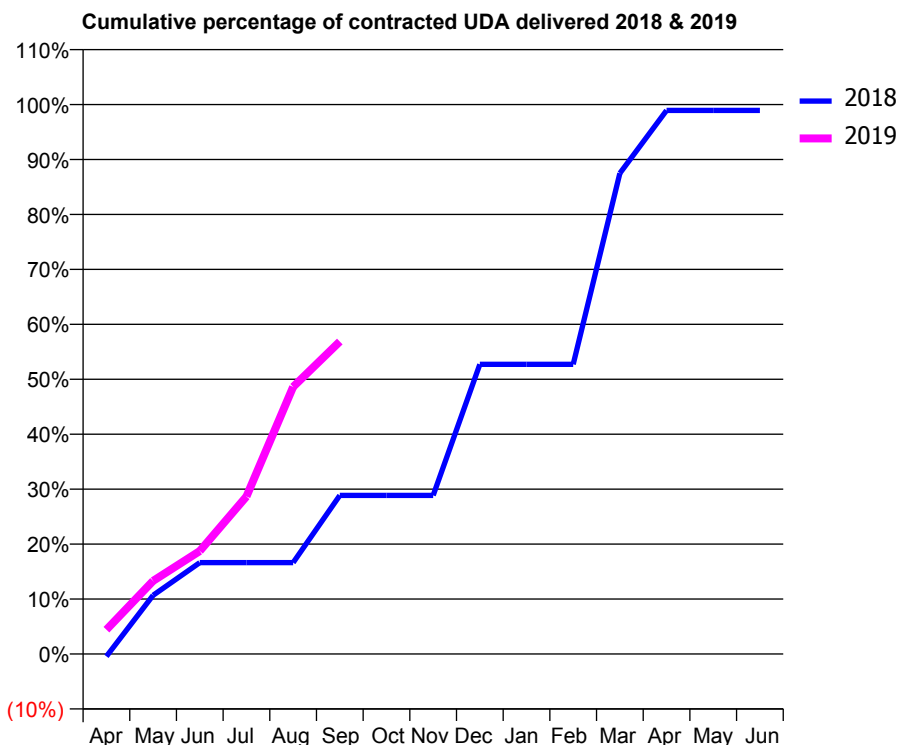
18/19 Contracted general activity (UDA)	1,104
Carry forward general activity (UDA)	12
18/19 Contracted orthodontic activity (UOA)	0
Carry forward orthodontic activity (UOA)	0
Baseline contract value	£26,321.69

ACCESS*

Patients seen in 24 months	Total	Change since previous quarter
Quarter ending September 2017	358	
Quarter ending December 2017	368	↑
Quarter ending March 2018	393	↑
Quarter ending June 2018	393	→
Quarter ending September 2018	392	→
Variance since September 2017	9.5%	↑



ACTIVITY



Adjusted Scheduled Activity (UDA)		
Month	2018	2019
April	-5	49
May	118	147
June	184	207
July	184	316
August	184	537
September	319	628
October	319	
November	319	
December	582	
January	582	
February	582	
March	966	
April	1,092	
May	1,092	
June	1,092	

QUALITY

	Quantity	Base Number	Contract	AT	Region	England
% of FP17s for the same patient ID Re-attending within 3 months - Children	29	218	13.3%	9.9%	11.5%	11.6%
% of FP17s for the same patient ID Re-attending within 3 months - Adults	4	45	8.9%	15.2%	16.5%	15.5%
% of FP17s for the same patient ID Re-attending between 3 & 9 months - Children	104	218	47.7%	48.8%	48.5%	58.8%
% of FP17s for the same patient ID Re-attending between 3 & 9 months - Adults	11	45	24.4%	38.8%	39.1%	51.1%
% of FP17s for Band 1 Urgent Courses	4	229	1.7%	10.1%	10.6%	9.0%
% of FP17s Relating to Free Repair or Replacements	0	229	0.0%	0.6%	0.5%	0.8%
% of FP17s Relating to Continuations	0	229	0.0%	0.8%	0.7%	0.9%
% of Patients satisfied with the dentistry they have received	0	0	N/A	91.6%	90.5%	93.3%
% of Patients satisfied with the time they had to wait for an appointment	0	0	N/A	87.5%	85.1%	88.9%

* This is based on patients treated on this contract for their most recent course of treatment. Figures in italics indicate the base number of FP17s or Patient Questionnaire responses are less than 100. N/A is shown where the base number of responses is less than 10 during the period. % is calculated as Quantity/Base number*100

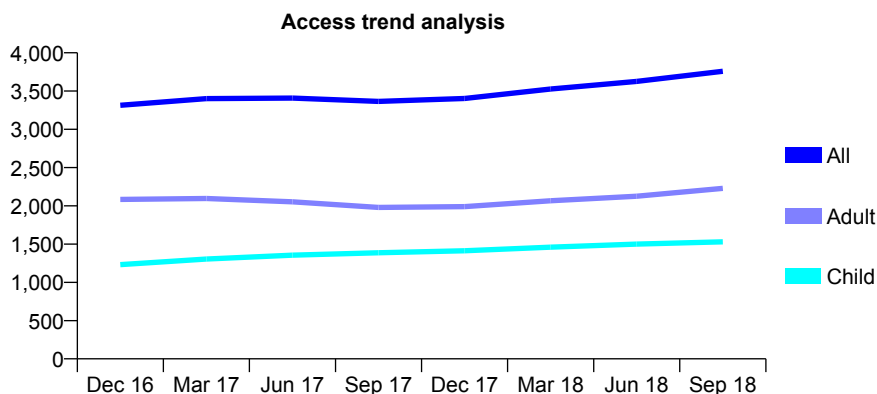
Q63 - Vital Signs At a Glance Contract Report for 689416/0001 - September 2018

Name or company name	MR MB PATEL
Contract type name	GDS Contract
Purpose of contract	General
Contract start date	01/07/2007
Contract end date	

18/19 Contracted general activity (UDA)	8,500
Carry forward general activity (UDA)	132
18/19 Contracted orthodontic activity (UOA)	0
Carry forward orthodontic activity (UOA)	0
Baseline contract value	£211,583.46

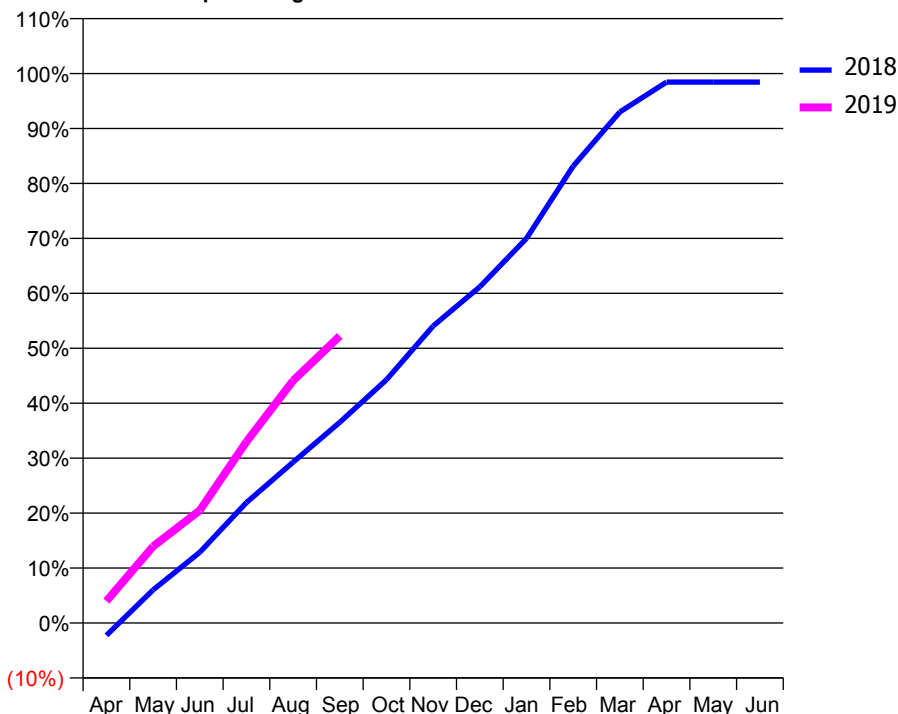
ACCESS*

Patients seen in 24 months	Total	Change since previous quarter
Quarter ending September 2017	3,365	
Quarter ending December 2017	3,403	→
Quarter ending March 2018	3,526	↑
Quarter ending June 2018	3,626	↑
Quarter ending September 2018	3,759	↑
Variance since September 2017	11.7%	↑



ACTIVITY

Cumulative percentage of contracted UDA delivered 2018 & 2019



Adjusted Scheduled Activity (UDA)

Month	2018	2019
April	-194	339
May	512	1,186
June	1,095	1,741
July	1,863	2,803
August	2,488	3,750
September	3,105	4,439
October	3,762	
November	4,594	
December	5,202	
January	5,949	
February	7,068	
March	7,905	
April	8,368	
May	8,368	
June	8,368	

QUALITY

	Quantity	Base Number	Contract	AT	Region	England
% of FP17s for the same patient ID Re-attending within 3 months - Children	79	1,129	7.0%	9.9%	11.5%	11.6%
% of FP17s for the same patient ID Re-attending within 3 months - Adults	110	1,193	9.2%	15.2%	16.5%	15.5%
% of FP17s for the same patient ID Re-attending between 3 & 9 months - Children	597	1,129	52.9%	48.8%	48.5%	58.8%
% of FP17s for the same patient ID Re-attending between 3 & 9 months - Adults	402	1,193	33.7%	38.8%	39.1%	51.1%
% of FP17s for Band 1 Urgent Courses	162	2,107	7.7%	10.1%	10.6%	9.0%
% of FP17s Relating to Free Repair or Replacements	5	2,107	0.2%	0.6%	0.5%	0.8%
% of FP17s Relating to Continuations	10	2,107	0.5%	0.8%	0.7%	0.9%
% of Patients satisfied with the dentistry they have received	3	3	N/A	91.6%	90.5%	93.3%
% of Patients satisfied with the time they had to wait for an appointment	3	3	N/A	87.5%	85.1%	88.9%

* This is based on patients treated on this contract for their most recent course of treatment. Figures in italics indicate the base number of FP17s or Patient Questionnaire responses are less than 100. N/A is shown where the base number of responses is less than 10 during the period. % is calculated as Quantity/Base number*100

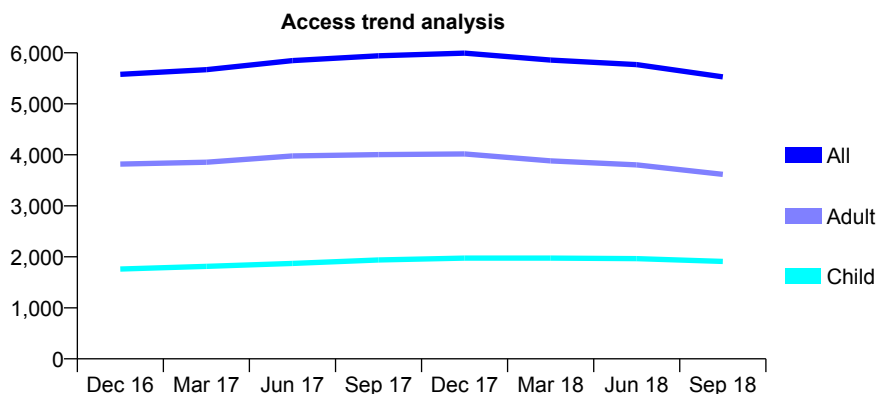
Q63 - Vital Signs At a Glance Contract Report for 691445/0001 - September 2018

Name or company name	MR AF YUSUF
Contract type name	GDS Contract
Purpose of contract	General
Contract start date	01/11/2008
Contract end date	

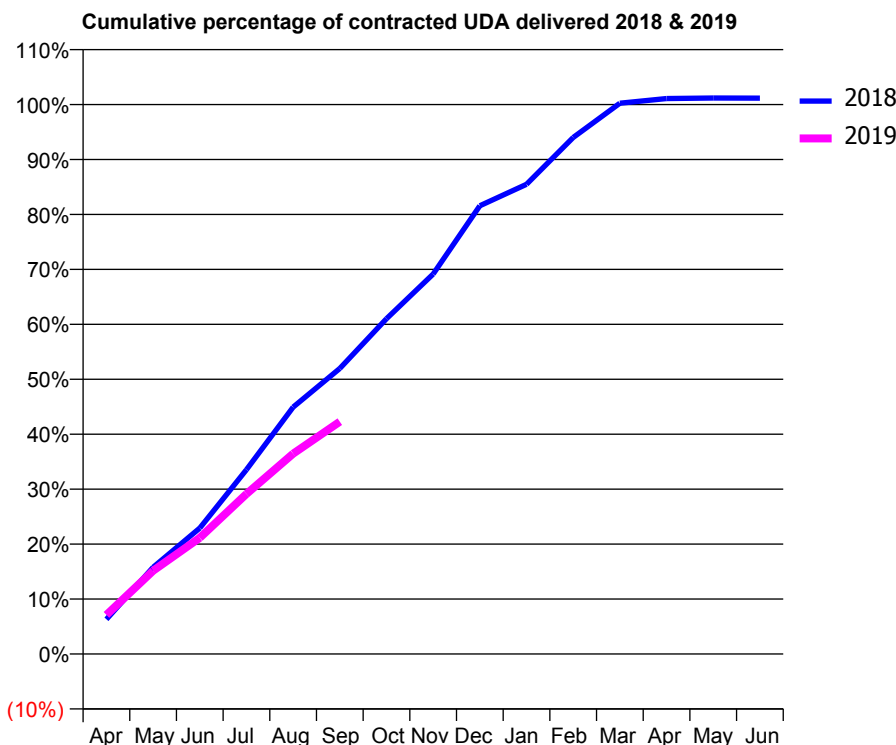
18/19 Contracted general activity (UDA)	16,352
Carry forward general activity (UDA)	-190
18/19 Contracted orthodontic activity (UOA)	0
Carry forward orthodontic activity (UOA)	0
Baseline contract value	£515,567.32

ACCESS*

Patients seen in 24 months	Total	Change since previous quarter
Quarter ending September 2017	5,941	
Quarter ending December 2017	5,993	→
Quarter ending March 2018	5,858	↓
Quarter ending June 2018	5,769	↓
Quarter ending September 2018	5,527	↓
Variance since September 2017	(7.0%)	↓



ACTIVITY



Month	Adjusted Scheduled Activity (UDA)	
	2018	2019
April	1,035	1,164
May	2,580	2,476
June	3,749	3,458
July	5,484	4,764
August	7,348	5,963
September	8,498	6,916
October	9,977	
November	11,309	
December	13,338	
January	13,977	
February	15,371	
March	16,392	
April	16,531	
May	16,547	
June	16,542	

QUALITY

	Quantity	Base Number	Contract	AT	Region	England
% of FP17s for the same patient ID Re-attending within 3 months - Children	45	1,097	4.1%	9.9%	11.5%	11.6%
% of FP17s for the same patient ID Re-attending within 3 months - Adults	175	1,650	10.6%	15.2%	16.5%	15.5%
% of FP17s for the same patient ID Re-attending between 3 & 9 months - Children	568	1,097	51.8%	48.8%	48.5%	58.8%
% of FP17s for the same patient ID Re-attending between 3 & 9 months - Adults	627	1,650	38.0%	38.8%	39.1%	51.1%
% of FP17s for Band 1 Urgent Courses	261	2,636	9.9%	10.1%	10.6%	9.0%
% of FP17s Relating to Free Repair or Replacements	5	2,636	0.2%	0.6%	0.5%	0.8%
% of FP17s Relating to Continuations	0	2,636	0.0%	0.8%	0.7%	0.9%
% of Patients satisfied with the dentistry they have received	1	1	N/A	91.6%	90.5%	93.3%
% of Patients satisfied with the time they had to wait for an appointment	1	1	N/A	87.5%	85.1%	88.9%

* This is based on patients treated on this contract for their most recent course of treatment. Figures in italics indicate the base number of FP17s or Patient Questionnaire responses are less than 100. N/A is shown where the base number of responses is less than 10 during the period. % is calculated as Quantity/Base number*100

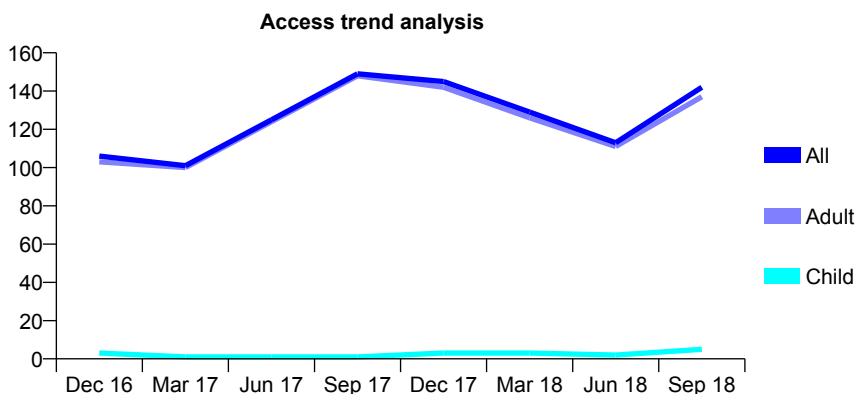
Q63 - Vital Signs At a Glance Contract Report for 691445/0002 - September 2018

Name or company name	MR AF YUSUF
Contract type name	PDS Contract
Purpose of contract	General
Contract start date	01/04/2009
Contract end date	31/03/2019

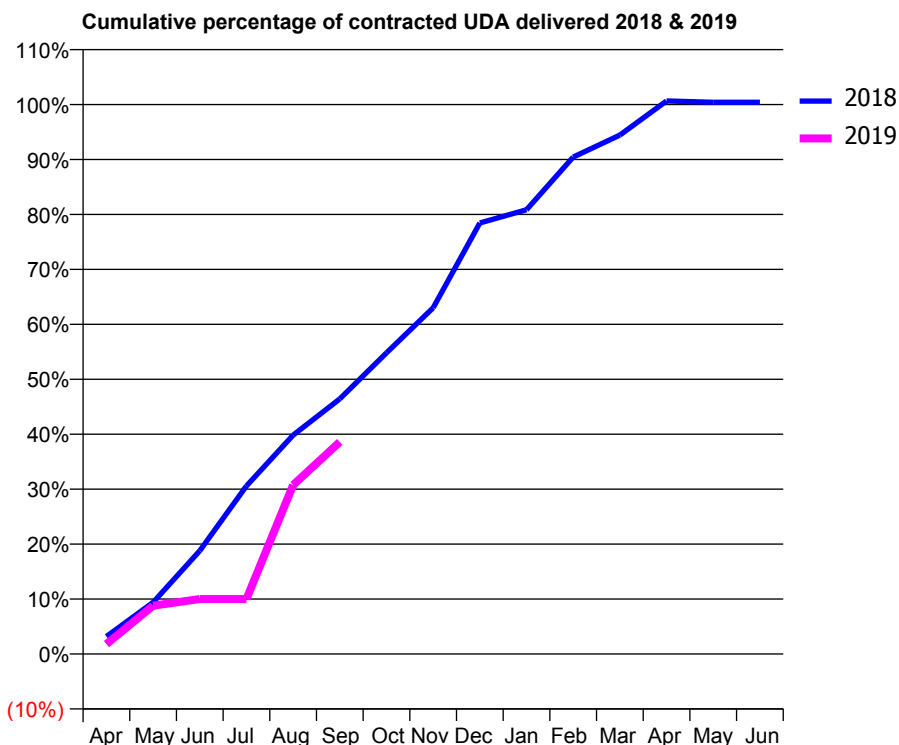
18/19 Contracted general activity (UDA)	500
Carry forward general activity (UDA)	0
18/19 Contracted orthodontic activity (UOA)	0
Carry forward orthodontic activity (UOA)	0
Baseline contract value	£57,464.74

ACCESS*

Patients seen in 24 months	Total	Change since previous quarter
Quarter ending September 2017	149	
Quarter ending December 2017	145	↓
Quarter ending March 2018	129	↓
Quarter ending June 2018	113	↓
Quarter ending September 2018	142	↑
Variance since September 2017	(4.7%)	↓



ACTIVITY



Month	Adjusted Scheduled Activity (UDA)	
	2018	2019
April	16	9
May	47	44
June	94	50
July	153	50
August	199	154
September	232	193
October	274	
November	315	
December	392	
January	404	
February	452	
March	472	
April	503	
May	502	
June	502	

QUALITY

	Quantity	Base Number	Contract	AT	Region	England
% of FP17s for the same patient ID Re-attending within 3 months - Children	0	4	0.0%	9.9%	11.5%	11.6%
% of FP17s for the same patient ID Re-attending within 3 months - Adults	6	74	8.1%	15.2%	16.5%	15.5%
% of FP17s for the same patient ID Re-attending between 3 & 9 months - Children	0	4	0.0%	48.8%	48.5%	58.8%
% of FP17s for the same patient ID Re-attending between 3 & 9 months - Adults	0	74	0.0%	38.8%	39.1%	51.1%
% of FP17s for Band 1 Urgent Courses	0	71	0.0%	10.1%	10.6%	9.0%
% of FP17s Relating to Free Repair or Replacements	0	71	0.0%	0.6%	0.5%	0.8%
% of FP17s Relating to Continuations	4	71	5.6%	0.8%	0.7%	0.9%
% of Patients satisfied with the dentistry they have received	2	2	N/A	91.6%	90.5%	93.3%
% of Patients satisfied with the time they had to wait for an appointment	2	2	N/A	87.5%	85.1%	88.9%

* This is based on patients treated on this contract for their most recent course of treatment. Figures in italics indicate the base number of FP17s or Patient Questionnaire responses are less than 100. N/A is shown where the base number of responses is less than 10 during the period. % is calculated as Quantity/Base number*100

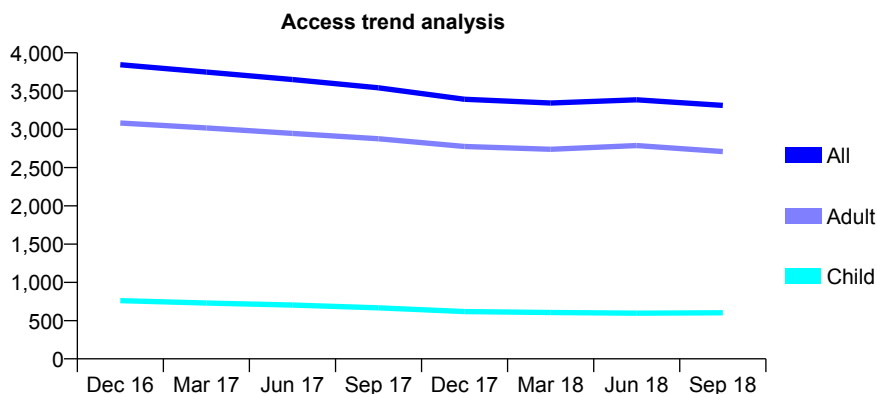
Q63 - Vital Signs At a Glance Contract Report for 729477/0001 - September 2018

Name or company name	MR JP YOUNGHUSBAND
Contract type name	GDS Contract
Purpose of contract	General
Contract start date	01/04/2006
Contract end date	

18/19 Contracted general activity (UDA)	15,139
Carry forward general activity (UDA)	0
18/19 Contracted orthodontic activity (UOA)	0
Carry forward orthodontic activity (UOA)	0
Baseline contract value	£431,811.55

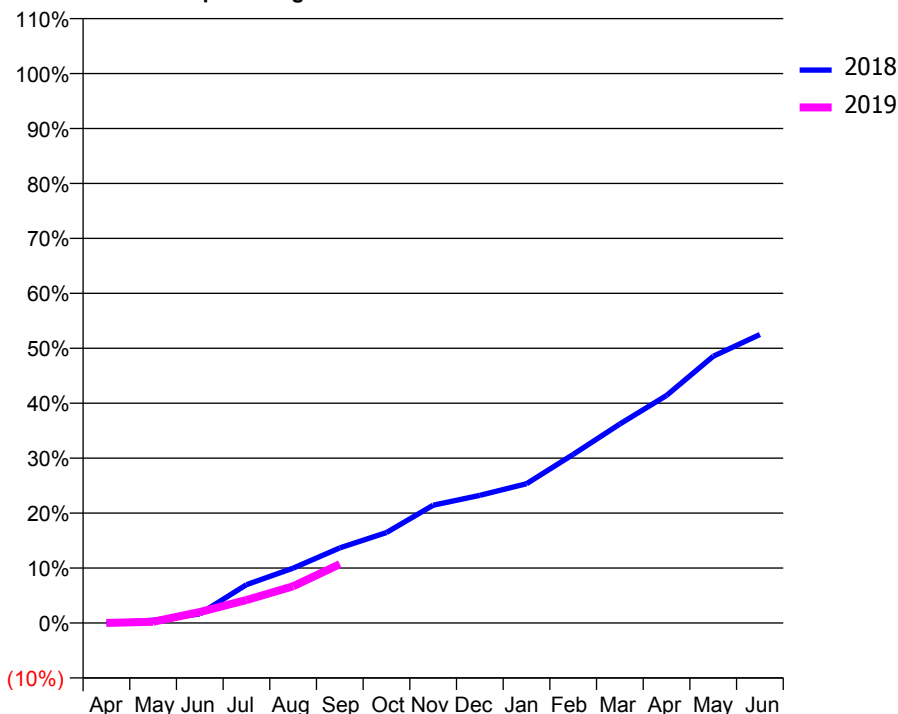
ACCESS*

Patients seen in 24 months	Total	Change since previous quarter
Quarter ending September 2017	3,543	
Quarter ending December 2017	3,393	↓
Quarter ending March 2018	3,344	↓
Quarter ending June 2018	3,385	→
Quarter ending September 2018	3,312	↓
Variance since September 2017	(6.5%)	↓



ACTIVITY

Cumulative percentage of contracted UDA delivered 2018 & 2019



Adjusted Scheduled Activity (UDA)		
Month	2018	2019
April	0	0
May	76	35
June	252	305
July	1,058	633
August	1,513	1,010
September	2,070	1,622
October	2,494	
November	3,244	
December	3,517	
January	3,838	
February	4,646	
March	5,483	
April	6,270	
May	7,348	
June	7,949	

QUALITY

	Quantity	Base Number	Contract	AT	Region	England
% of FP17s for the same patient ID Re-attending within 3 months - Children	16	331	4.8%	9.9%	11.5%	11.6%
% of FP17s for the same patient ID Re-attending within 3 months - Adults	174	1,498	11.6%	15.2%	16.5%	15.5%
% of FP17s for the same patient ID Re-attending between 3 & 9 months - Children	124	331	37.5%	48.8%	48.5%	58.8%
% of FP17s for the same patient ID Re-attending between 3 & 9 months - Adults	529	1,498	35.3%	38.8%	39.1%	51.1%
% of FP17s for Band 1 Urgent Courses	79	741	10.7%	10.1%	10.6%	9.0%
% of FP17s Relating to Free Repair or Replacements	17	741	2.3%	0.6%	0.5%	0.8%
% of FP17s Relating to Continuations	8	741	1.1%	0.8%	0.7%	0.9%
% of Patients satisfied with the dentistry they have received	1	1	N/A	91.6%	90.5%	93.3%
% of Patients satisfied with the time they had to wait for an appointment	1	1	N/A	87.5%	85.1%	88.9%

* This is based on patients treated on this contract for their most recent course of treatment. Figures in italics indicate the base number of FP17s or Patient Questionnaire responses are less than 100. N/A is shown where the base number of responses is less than 10 during the period. % is calculated as Quantity/Base number*100

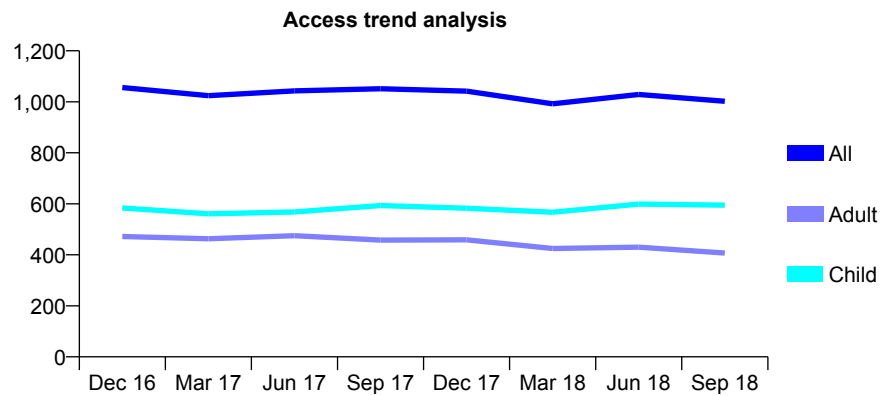
Q63 - Vital Signs At a Glance Contract Report for 730025/0001 - September 2018

Name or company name	MR SN MOOI
Contract type name	GDS Contract
Purpose of contract	General
Contract start date	01/04/2006
Contract end date	

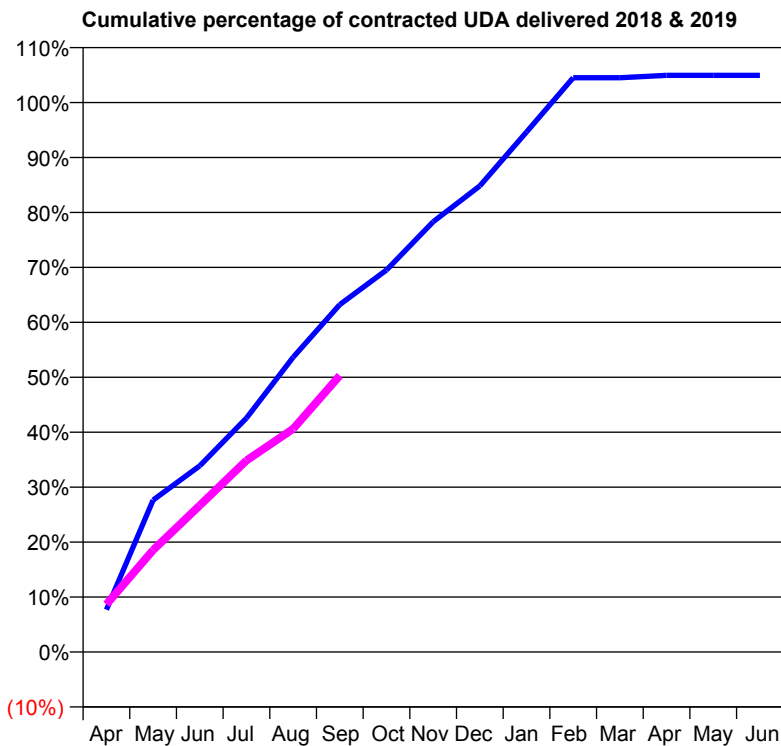
18/19 Contracted general activity (UDA)	1,844
Carry forward general activity (UDA)	-37
18/19 Contracted orthodontic activity (UOA)	0
Carry forward orthodontic activity (UOA)	0
Baseline contract value	£51,411.06

ACCESS*

Patients seen in 24 months	Total	Change since previous quarter
Quarter ending September 2017	1,051	
Quarter ending December 2017	1,042	→
Quarter ending March 2018	992	↓
Quarter ending June 2018	1,029	↑
Quarter ending September 2018	1,002	↓
Variance since September 2017	(4.7%)	↓



ACTIVITY



Month	Adjusted Scheduled Activity (UDA)	
	2018	2019
April	142	160
May	510	342
June	625	492
July	785	643
August	989	749
September	1,166	928
October	1,282	
November	1,444	
December	1,564	
January	1,745	
February	1,927	
March	1,927	
April	1,935	
May	1,935	
June	1,935	

QUALITY

	Quantity	Base Number	Contract	AT	Region	England
% of FP17s for the same patient ID Re-attending within 3 months - Children	9	347	2.6%	9.9%	11.5%	11.6%
% of FP17s for the same patient ID Re-attending within 3 months - Adults	10	173	5.8%	15.2%	16.5%	15.5%
% of FP17s for the same patient ID Re-attending between 3 & 9 months - Children	85	347	24.5%	48.8%	48.5%	58.8%
% of FP17s for the same patient ID Re-attending between 3 & 9 months - Adults	49	173	28.3%	38.8%	39.1%	51.1%
% of FP17s for Band 1 Urgent Courses	0	516	0.0%	10.1%	10.6%	9.0%
% of FP17s Relating to Free Repair or Replacements	0	516	0.0%	0.6%	0.5%	0.8%
% of FP17s Relating to Continuations	5	516	1.0%	0.8%	0.7%	0.9%
% of Patients satisfied with the dentistry they have received	0	0	N/A	91.6%	90.5%	93.3%
% of Patients satisfied with the time they had to wait for an appointment	0	0	N/A	87.5%	85.1%	88.9%

* This is based on patients treated on this contract for their most recent course of treatment. Figures in italics indicate the base number of FP17s or Patient Questionnaire responses are less than 100. N/A is shown where the base number of responses is less than 10 during the period. % is calculated as Quantity/Base number*100

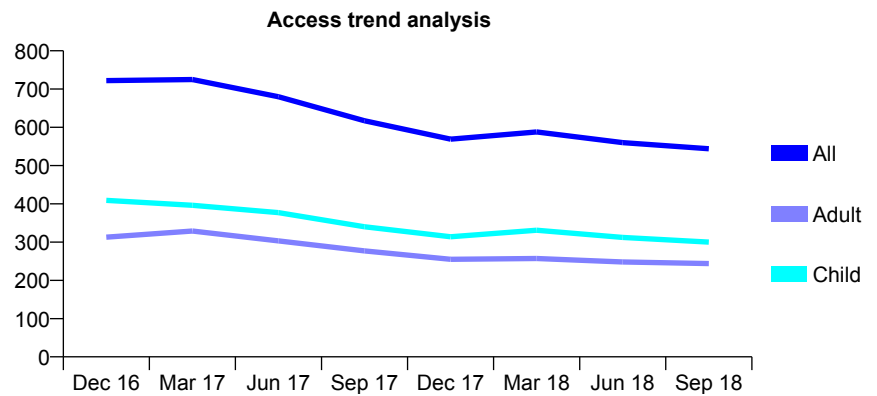
Q63 - Vital Signs At a Glance Contract Report for 730114/0001 - September 2018

Name or company name	Mr Raj Patel
Contract type name	GDS Contract
Purpose of contract	General
Contract start date	01/04/2006
Contract end date	

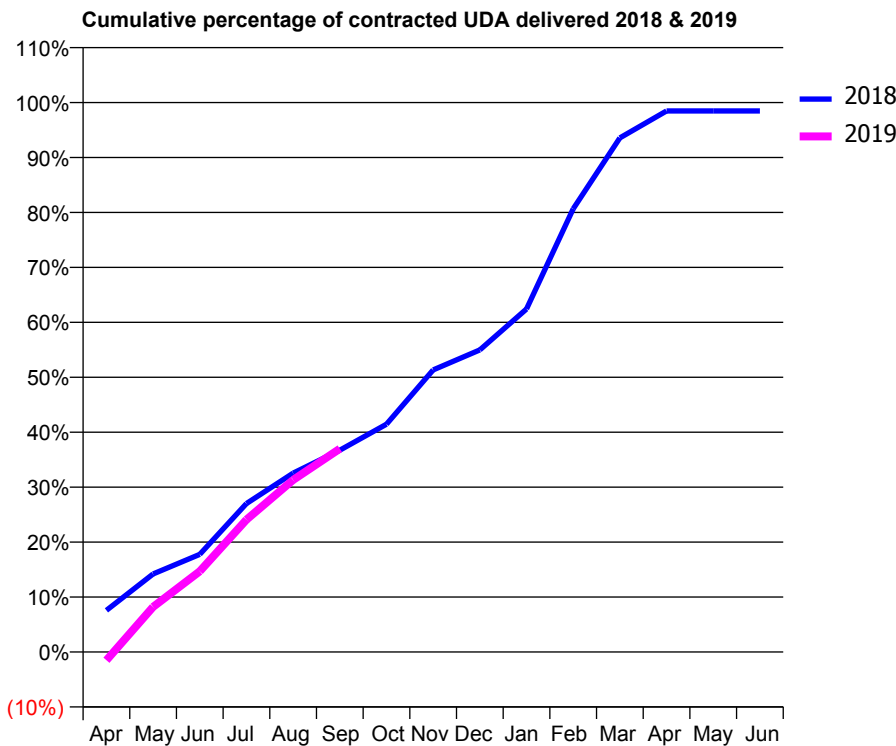
18/19 Contracted general activity (UDA)	1,455
Carry forward general activity (UDA)	22
18/19 Contracted orthodontic activity (UOA)	0
Carry forward orthodontic activity (UOA)	0
Baseline contract value	£45,078.88

ACCESS*

Patients seen in 24 months	Total	Change since previous quarter
Quarter ending September 2017	617	
Quarter ending December 2017	569	↓
Quarter ending March 2018	588	↑
Quarter ending June 2018	560	↓
Quarter ending September 2018	544	↓
Variance since September 2017	(11.8%)	↓



ACTIVITY



Month	Adjusted Scheduled Activity (UDA)	
	2018	2019
April	110	-22
May	207	119
June	259	214
July	393	350
August	474	456
September	534	538
October	603	
November	747	
December	800	
January	908	
February	1,173	
March	1,361	
April	1,433	
May	1,433	
June	1,433	

QUALITY

	Quantity	Base Number	Contract	AT	Region	England
% of FP17s for the same patient ID Re-attending within 3 months - Children	45	195	23.1%	9.9%	11.5%	11.6%
% of FP17s for the same patient ID Re-attending within 3 months - Adults	30	137	21.9%	15.2%	16.5%	15.5%
% of FP17s for the same patient ID Re-attending between 3 & 9 months - Children	115	195	59.0%	48.8%	48.5%	58.8%
% of FP17s for the same patient ID Re-attending between 3 & 9 months - Adults	59	137	43.1%	38.8%	39.1%	51.1%
% of FP17s for Band 1 Urgent Courses	21	320	6.6%	10.1%	10.6%	9.0%
% of FP17s Relating to Free Repair or Replacements	1	320	0.3%	0.6%	0.5%	0.8%
% of FP17s Relating to Continuations	0	320	0.0%	0.8%	0.7%	0.9%
% of Patients satisfied with the dentistry they have received	0	0	N/A	91.6%	90.5%	93.3%
% of Patients satisfied with the time they had to wait for an appointment	0	0	N/A	87.5%	85.1%	88.9%

* This is based on patients treated on this contract for their most recent course of treatment. Figures in italics indicate the base number of FP17s or Patient Questionnaire responses are less than 100. N/A is shown where the base number of responses is less than 10 during the period. % is calculated as Quantity/Base number*100

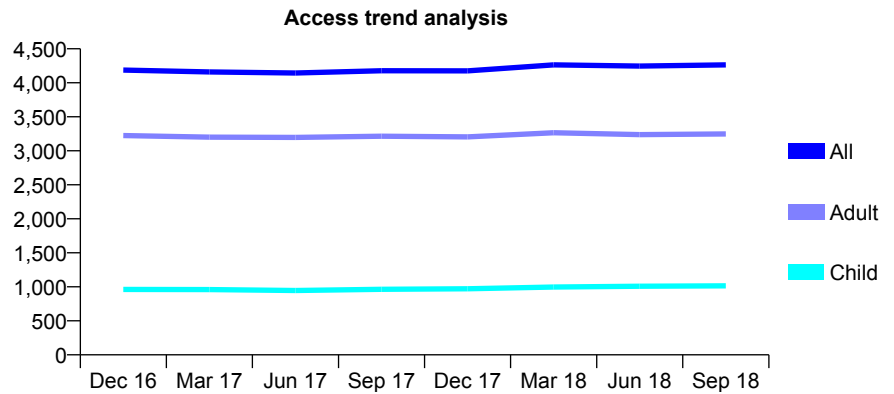
Q63 - Vital Signs At a Glance Contract Report for 730874/0001 - September 2018

Name or company name	MR GK OOI
Contract type name	GDS Contract
Purpose of contract	General
Contract start date	01/04/2006
Contract end date	

18/19 Contracted general activity (UDA)	12,108
Carry forward general activity (UDA)	87
18/19 Contracted orthodontic activity (UOA)	0
Carry forward orthodontic activity (UOA)	0
Baseline contract value	£406,491.79

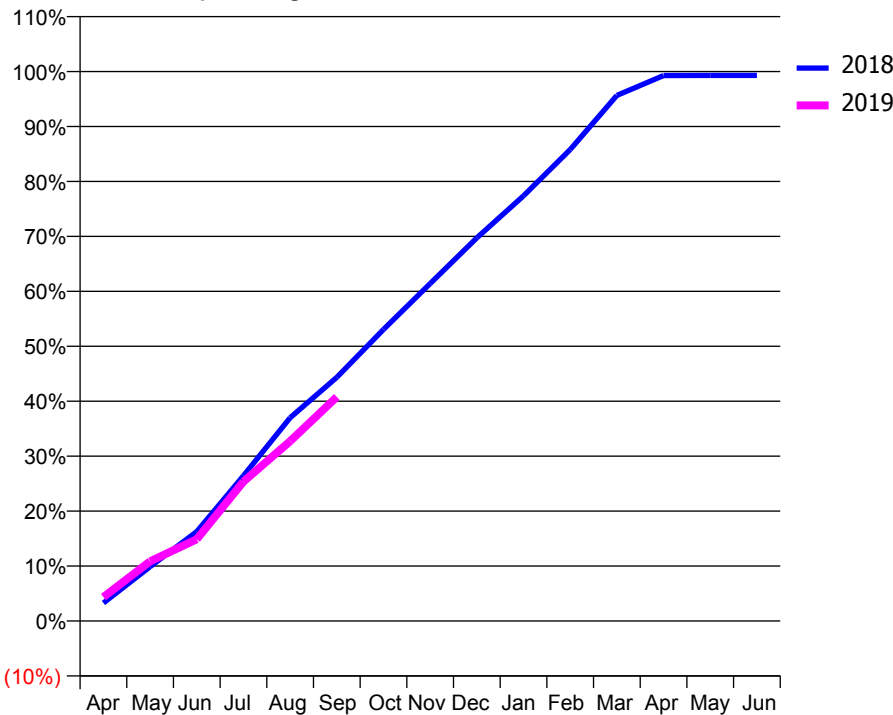
ACCESS*

Patients seen in 24 months	Total	Change since previous quarter
Quarter ending September 2017	4,178	
Quarter ending December 2017	4,175	→
Quarter ending March 2018	4,263	↑
Quarter ending June 2018	4,247	→
Quarter ending September 2018	4,263	→
Variance since September 2017	2.0%	↑



ACTIVITY

Cumulative percentage of contracted UDA delivered 2018 & 2019



Month	Adjusted Scheduled Activity (UDA)	
	2018	2019
April	399	528
May	1,197	1,314
June	1,969	1,802
July	3,201	3,073
August	4,479	3,962
September	5,369	4,937
October	6,425	
November	7,434	
December	8,443	
January	9,368	
February	10,388	
March	11,580	
April	12,019	
May	12,020	
June	12,021	

QUALITY

	Quantity	Base Number	Contract	AT	Region	England
% of FP17s for the same patient ID Re-attending within 3 months - Children	51	582	8.8%	9.9%	11.5%	11.6%
% of FP17s for the same patient ID Re-attending within 3 months - Adults	179	1,605	11.2%	15.2%	16.5%	15.5%
% of FP17s for the same patient ID Re-attending between 3 & 9 months - Children	223	582	38.3%	48.8%	48.5%	58.8%
% of FP17s for the same patient ID Re-attending between 3 & 9 months - Adults	610	1,605	38.0%	38.8%	39.1%	51.1%
% of FP17s for Band 1 Urgent Courses	129	2,038	6.3%	10.1%	10.6%	9.0%
% of FP17s Relating to Free Repair or Replacements	19	2,038	0.9%	0.6%	0.5%	0.8%
% of FP17s Relating to Continuations	40	2,038	2.0%	0.8%	0.7%	0.9%
% of Patients satisfied with the dentistry they have received	0	2	N/A	91.6%	90.5%	93.3%
% of Patients satisfied with the time they had to wait for an appointment	2	2	N/A	87.5%	85.1%	88.9%

* This is based on patients treated on this contract for their most recent course of treatment. Figures in italics indicate the base number of FP17s or Patient Questionnaire responses are less than 100. N/A is shown where the base number of responses is less than 10 during the period. % is calculated as Quantity/Base number*100

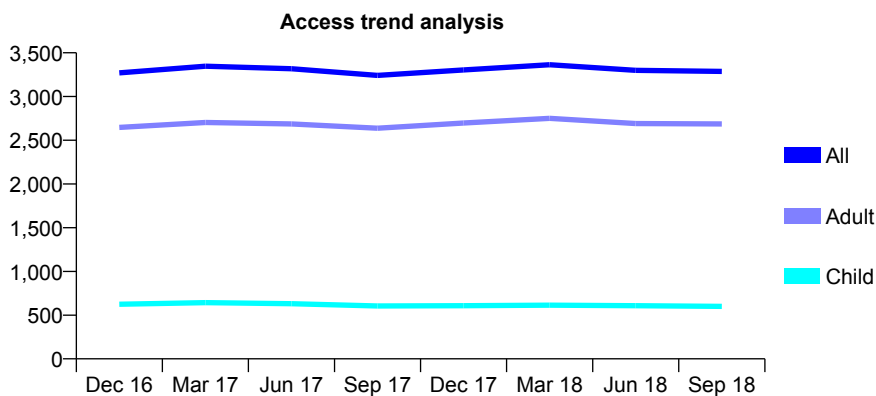
Q63 - Vital Signs At a Glance Contract Report for 730874/0002 - September 2018

Name or company name	MR GK OOI
Contract type name	GDS Contract
Purpose of contract	General
Contract start date	01/04/2006
Contract end date	

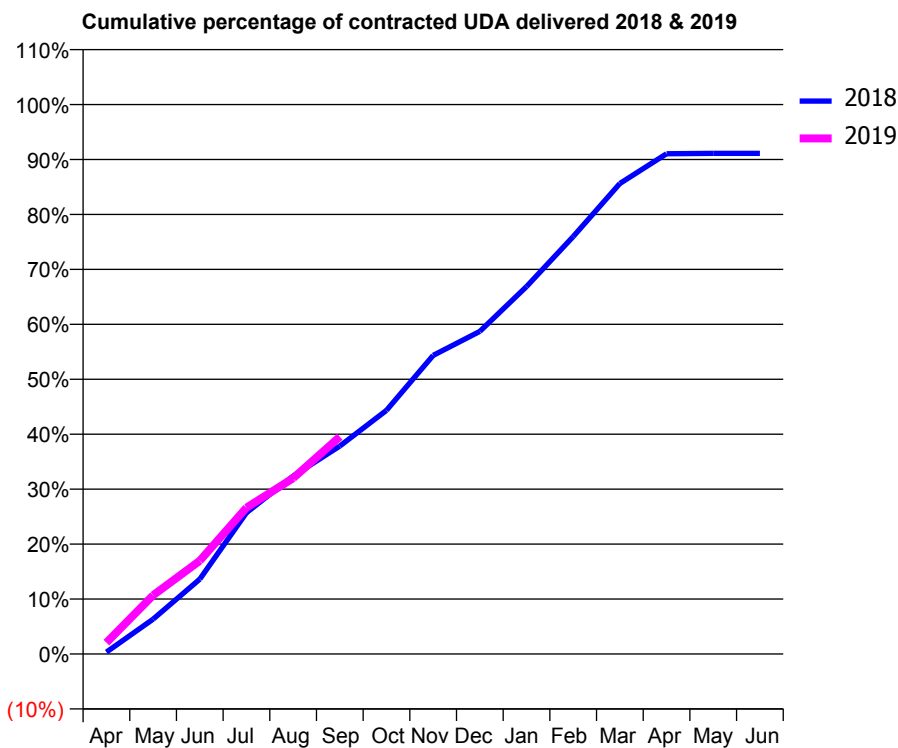
18/19 Contracted general activity (UDA)	12,740
Carry forward general activity (UDA)	0
18/19 Contracted orthodontic activity (UOA)	0
Carry forward orthodontic activity (UOA)	0
Baseline contract value	£453,600.15

ACCESS*

Patients seen in 24 months	Total	Change since previous quarter
Quarter ending September 2017	3,242	
Quarter ending December 2017	3,304	→
Quarter ending March 2018	3,364	→
Quarter ending June 2018	3,299	↓
Quarter ending September 2018	3,287	→
Variance since September 2017	1.4%	→



ACTIVITY



Month	Adjusted Scheduled Activity (UDA)	
	2018	2019
April	45	264
May	807	1,362
June	1,736	2,163
July	3,276	3,393
August	4,127	4,076
September	4,823	5,037
October	5,649	
November	6,925	
December	7,481	
January	8,519	
February	9,679	
March	10,910	
April	11,597	
May	11,609	
June	11,608	

QUALITY

	Quantity	Base Number	Contract	AT	Region	England
% of FP17s for the same patient ID Re-attending within 3 months - Children	43	348	12.4%	9.9%	11.5%	11.6%
% of FP17s for the same patient ID Re-attending within 3 months - Adults	246	1,428	17.2%	15.2%	16.5%	15.5%
% of FP17s for the same patient ID Re-attending between 3 & 9 months - Children	94	348	27.0%	48.8%	48.5%	58.8%
% of FP17s for the same patient ID Re-attending between 3 & 9 months - Adults	414	1,428	29.0%	38.8%	39.1%	51.1%
% of FP17s for Band 1 Urgent Courses	361	1,604	22.5%	10.1%	10.6%	9.0%
% of FP17s Relating to Free Repair or Replacements	18	1,604	1.1%	0.6%	0.5%	0.8%
% of FP17s Relating to Continuations	23	1,604	1.4%	0.8%	0.7%	0.9%
% of Patients satisfied with the dentistry they have received	0	0	N/A	91.6%	90.5%	93.3%
% of Patients satisfied with the time they had to wait for an appointment	0	0	N/A	87.5%	85.1%	88.9%

* This is based on patients treated on this contract for their most recent course of treatment. Figures in italics indicate the base number of FP17s or Patient Questionnaire responses are less than 100. N/A is shown where the base number of responses is less than 10 during the period. % is calculated as Quantity/Base number*100

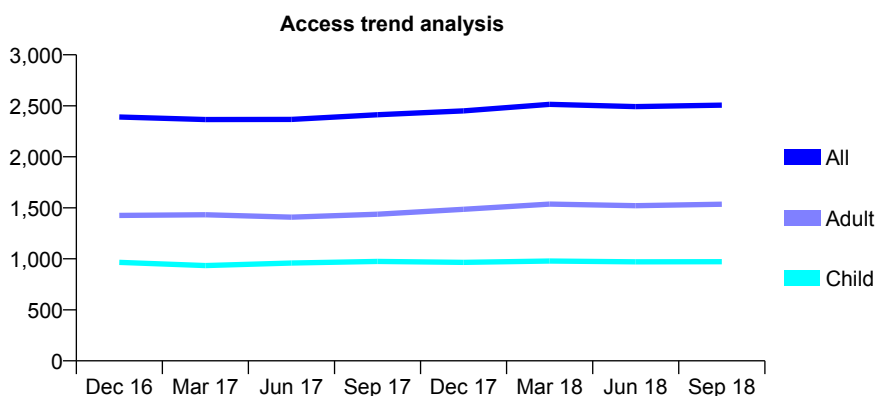
Q63 - Vital Signs At a Glance Contract Report for 731196/0001 - September 2018

Name or company name	MISS EA DIGHE
Contract type name	GDS Contract
Purpose of contract	General
Contract start date	01/04/2006
Contract end date	

18/19 Contracted general activity (UDA)	7,341
Carry forward general activity (UDA)	7
18/19 Contracted orthodontic activity (UOA)	0
Carry forward orthodontic activity (UOA)	0
Baseline contract value	£295,558.76

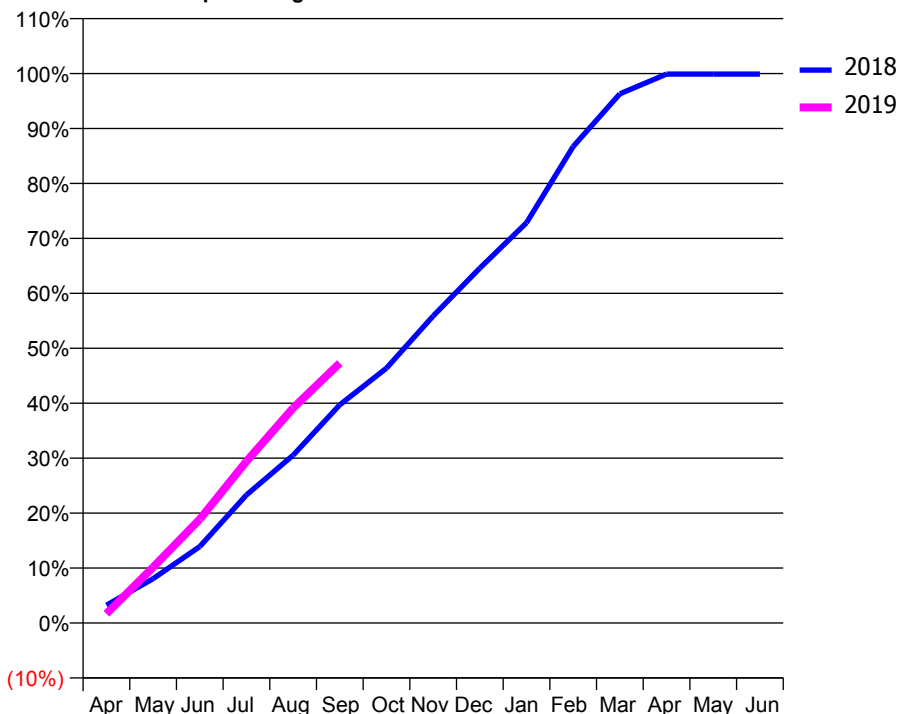
ACCESS*

Patients seen in 24 months	Total	Change since previous quarter
Quarter ending September 2017	2,412	
Quarter ending December 2017	2,450	→
Quarter ending March 2018	2,514	↑
Quarter ending June 2018	2,492	→
Quarter ending September 2018	2,507	→
Variance since September 2017	3.9%	↑



ACTIVITY

Cumulative percentage of contracted UDA delivered 2018 & 2019



Adjusted Scheduled Activity (UDA)		
Month	2018	2019
April	238	123
May	592	745
June	1,022	1,386
July	1,711	2,159
August	2,241	2,873
September	2,916	3,472
October	3,405	
November	4,102	
December	4,742	
January	5,348	
February	6,366	
March	7,070	
April	7,334	
May	7,334	
June	7,334	

QUALITY

	Quantity	Base Number	Contract	AT	Region	England
% of FP17s for the same patient ID Re-attending within 3 months - Children	33	668	4.9%	9.9%	11.5%	11.6%
% of FP17s for the same patient ID Re-attending within 3 months - Adults	116	889	13.0%	15.2%	16.5%	15.5%
% of FP17s for the same patient ID Re-attending between 3 & 9 months - Children	388	668	58.1%	48.8%	48.5%	58.8%
% of FP17s for the same patient ID Re-attending between 3 & 9 months - Adults	402	889	45.2%	38.8%	39.1%	51.1%
% of FP17s for Band 1 Urgent Courses	92	1,460	6.3%	10.1%	10.6%	9.0%
% of FP17s Relating to Free Repair or Replacements	0	1,460	0.0%	0.6%	0.5%	0.8%
% of FP17s Relating to Continuations	23	1,460	1.6%	0.8%	0.7%	0.9%
% of Patients satisfied with the dentistry they have received	0	0	N/A	91.6%	90.5%	93.3%
% of Patients satisfied with the time they had to wait for an appointment	0	0	N/A	87.5%	85.1%	88.9%

* This is based on patients treated on this contract for their most recent course of treatment. Figures in italics indicate the base number of FP17s or Patient Questionnaire responses are less than 100. N/A is shown where the base number of responses is less than 10 during the period. % is calculated as Quantity/Base number*100

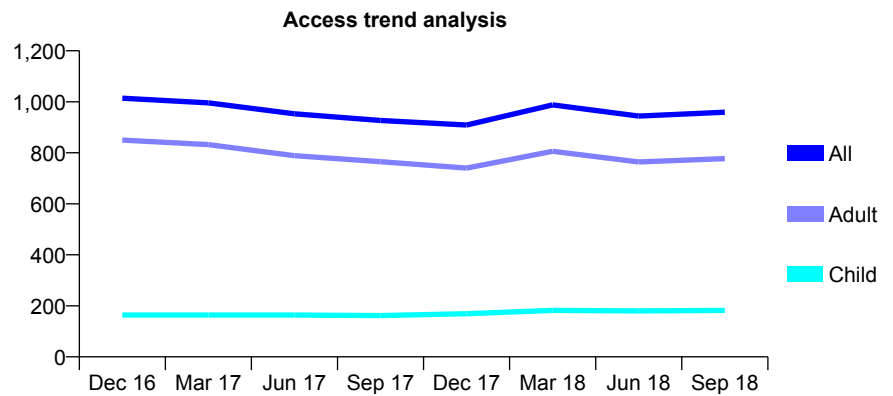
Q63 - Vital Signs At a Glance Contract Report for 732036/0001 - September 2018

Name or company name	MR YK HO
Contract type name	GDS Contract
Purpose of contract	General
Contract start date	01/04/2006
Contract end date	

18/19 Contracted general activity (UDA)	1,288
Carry forward general activity (UDA)	34
18/19 Contracted orthodontic activity (UOA)	0
Carry forward orthodontic activity (UOA)	0
Baseline contract value	£35,729.24

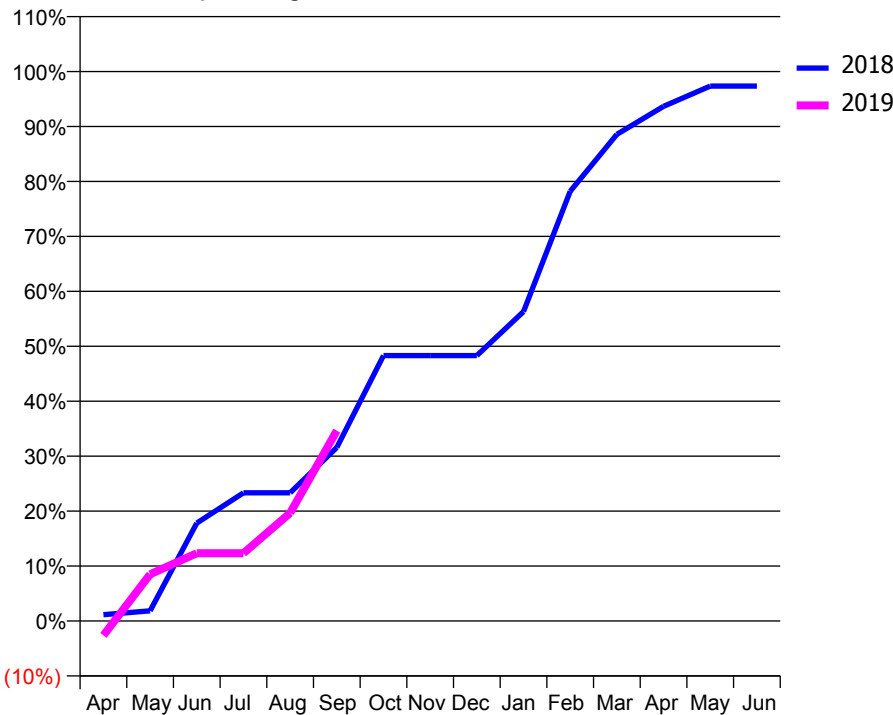
ACCESS*

Patients seen in 24 months	Total	Change since previous quarter
Quarter ending September 2017	927	
Quarter ending December 2017	909	↓
Quarter ending March 2018	988	↑
Quarter ending June 2018	944	↓
Quarter ending September 2018	959	→
Variance since September 2017	3.5%	↑



ACTIVITY

Cumulative percentage of contracted UDA delivered 2018 & 2019



Month	Adjusted Scheduled Activity (UDA)	
	2018	2019
April	15	-34
May	24	110
June	230	159
July	301	159
August	301	253
September	407	446
October	622	
November	622	
December	622	
January	725	
February	1,007	
March	1,141	
April	1,206	
May	1,254	
June	1,254	

QUALITY

	Quantity	Base Number	Contract	AT	Region	England
% of FP17s for the same patient ID Re-attending within 3 months - Children	2	69	2.9%	9.9%	11.5%	11.6%
% of FP17s for the same patient ID Re-attending within 3 months - Adults	9	298	3.0%	15.2%	16.5%	15.5%
% of FP17s for the same patient ID Re-attending between 3 & 9 months - Children	8	69	11.6%	48.8%	48.5%	58.8%
% of FP17s for the same patient ID Re-attending between 3 & 9 months - Adults	38	298	12.8%	38.8%	39.1%	51.1%
% of FP17s for Band 1 Urgent Courses	14	310	4.5%	10.1%	10.6%	9.0%
% of FP17s Relating to Free Repair or Replacements	0	310	0.0%	0.6%	0.5%	0.8%
% of FP17s Relating to Continuations	0	310	0.0%	0.8%	0.7%	0.9%
% of Patients satisfied with the dentistry they have received	0	1	N/A	91.6%	90.5%	93.3%
% of Patients satisfied with the time they had to wait for an appointment	1	1	N/A	87.5%	85.1%	88.9%

* This is based on patients treated on this contract for their most recent course of treatment. Figures in italics indicate the base number of FP17s or Patient Questionnaire responses are less than 100. N/A is shown where the base number of responses is less than 10 during the period. % is calculated as Quantity/Base number*100

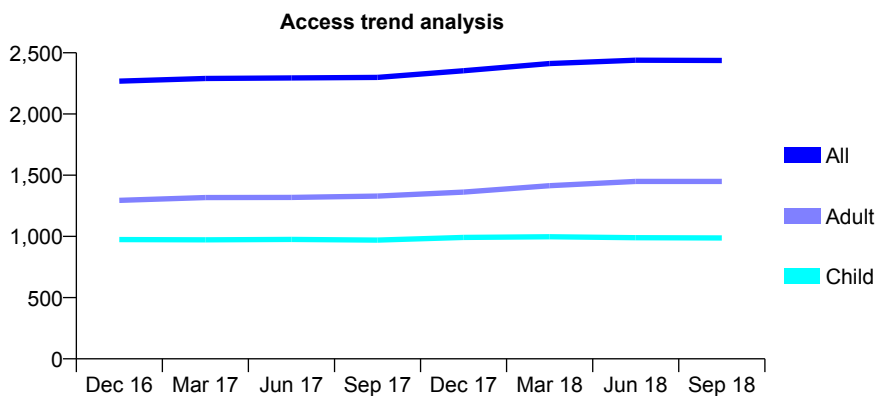
Q63 - Vital Signs At a Glance Contract Report for 735841/0001 - September 2018

Name or company name	Miss Yanika Amin
Contract type name	GDS Contract
Purpose of contract	General
Contract start date	01/04/2006
Contract end date	

18/19 Contracted general activity (UDA)	4,000
Carry forward general activity (UDA)	0
18/19 Contracted orthodontic activity (UOA)	0
Carry forward orthodontic activity (UOA)	0
Baseline contract value	£89,808.59

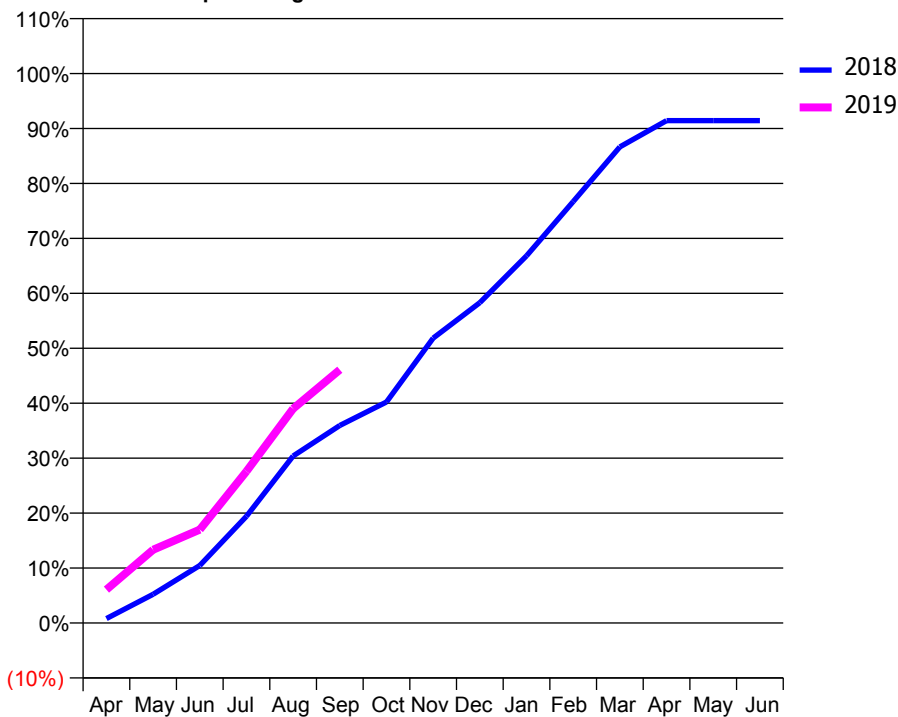
ACCESS*

Patients seen in 24 months	Total	Change since previous quarter
Quarter ending September 2017	2,299	
Quarter ending December 2017	2,354	↑
Quarter ending March 2018	2,412	↑
Quarter ending June 2018	2,439	→
Quarter ending September 2018	2,437	→
Variance since September 2017	6.0%	↑



ACTIVITY

Cumulative percentage of contracted UDA delivered 2018 & 2019



Adjusted Scheduled Activity (UDA)

Month	2018	2019
April	33	243
May	209	533
June	419	680
July	777	1,105
August	1,216	1,561
September	1,438	1,843
October	1,609	
November	2,074	
December	2,332	
January	2,673	
February	3,068	
March	3,466	
April	3,657	
May	3,657	
June	3,657	

QUALITY

	Quantity	Base Number	Contract	AT	Region	England
% of FP17s for the same patient ID Re-attending within 3 months - Children	87	935	9.3%	9.9%	11.5%	11.6%
% of FP17s for the same patient ID Re-attending within 3 months - Adults	107	1,085	9.9%	15.2%	16.5%	15.5%
% of FP17s for the same patient ID Re-attending between 3 & 9 months - Children	671	935	71.8%	48.8%	48.5%	58.8%
% of FP17s for the same patient ID Re-attending between 3 & 9 months - Adults	711	1,085	65.5%	38.8%	39.1%	51.1%
% of FP17s for Band 1 Urgent Courses	72	1,255	5.7%	10.1%	10.6%	9.0%
% of FP17s Relating to Free Repair or Replacements	4	1,255	0.3%	0.6%	0.5%	0.8%
% of FP17s Relating to Continuations	3	1,255	0.2%	0.8%	0.7%	0.9%
% of Patients satisfied with the dentistry they have received	2	2	N/A	91.6%	90.5%	93.3%
% of Patients satisfied with the time they had to wait for an appointment	1	2	N/A	87.5%	85.1%	88.9%

* This is based on patients treated on this contract for their most recent course of treatment. Figures in italics indicate the base number of FP17s or Patient Questionnaire responses are less than 100. N/A is shown where the base number of responses is less than 10 during the period. % is calculated as Quantity/Base number*100

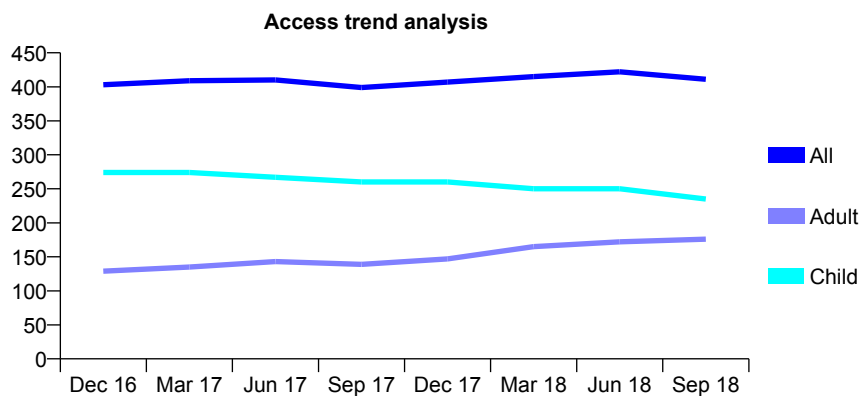
Q63 - Vital Signs At a Glance Contract Report for 736856/0001 - September 2018

Name or company name	MR JM METCALF
Contract type name	GDS Contract
Purpose of contract	General
Contract start date	01/04/2006
Contract end date	

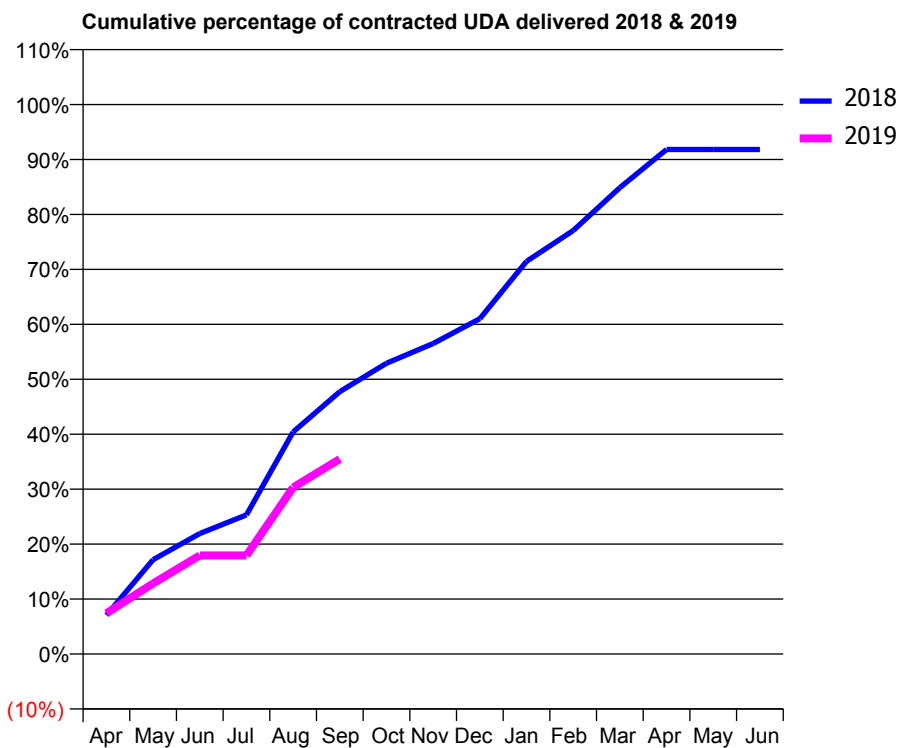
18/19 Contracted general activity (UDA)	1,200
Carry forward general activity (UDA)	0
18/19 Contracted orthodontic activity (UOA)	0
Carry forward orthodontic activity (UOA)	0
Baseline contract value	£33,144.64

ACCESS*

Patients seen in 24 months	Total	Change since previous quarter
Quarter ending September 2017	399	
Quarter ending December 2017	407	↑
Quarter ending March 2018	415	→
Quarter ending June 2018	422	→
Quarter ending September 2018	411	↓
Variance since September 2017	3.0%	↑



ACTIVITY



Adjusted Scheduled Activity (UDA)		
Month	2018	2019
April	85	89
May	206	154
June	263	215
July	304	215
August	485	364
September	573	426
October	635	
November	678	
December	732	
January	857	
February	925	
March	1,019	
April	1,102	
May	1,102	
June	1,102	

QUALITY

	Quantity	Base Number	Contract	AT	Region	England
% of FP17s for the same patient ID Re-attending within 3 months - Children	3	127	2.4%	9.9%	11.5%	11.6%
% of FP17s for the same patient ID Re-attending within 3 months - Adults	5	69	7.2%	15.2%	16.5%	15.5%
% of FP17s for the same patient ID Re-attending between 3 & 9 months - Children	60	127	47.2%	48.8%	48.5%	58.8%
% of FP17s for the same patient ID Re-attending between 3 & 9 months - Adults	18	69	26.1%	38.8%	39.1%	51.1%
% of FP17s for Band 1 Urgent Courses	4	173	2.3%	10.1%	10.6%	9.0%
% of FP17s Relating to Free Repair or Replacements	0	173	0.0%	0.6%	0.5%	0.8%
% of FP17s Relating to Continuations	0	173	0.0%	0.8%	0.7%	0.9%
% of Patients satisfied with the dentistry they have received	0	0	N/A	91.6%	90.5%	93.3%
% of Patients satisfied with the time they had to wait for an appointment	0	0	N/A	87.5%	85.1%	88.9%

* This is based on patients treated on this contract for their most recent course of treatment. Figures in italics indicate the base number of FP17s or Patient Questionnaire responses are less than 100. N/A is shown where the base number of responses is less than 10 during the period. % is calculated as Quantity/Base number*100

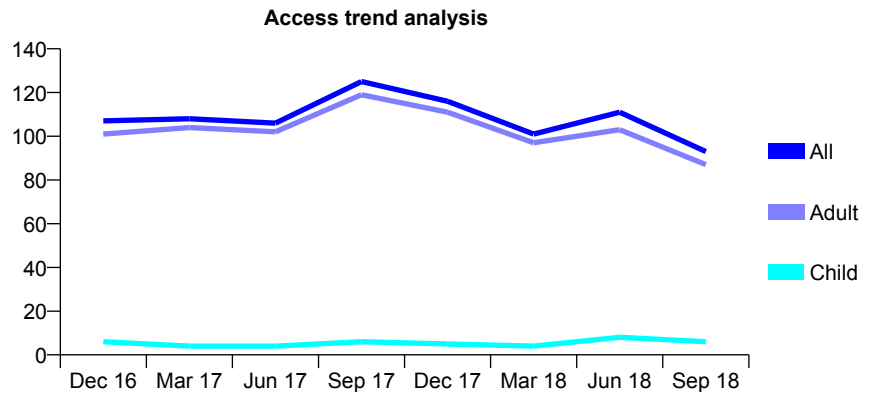
Q63 - Vital Signs At a Glance Contract Report for 739677/0004 - September 2018

Name or company name	MR LW MCARDLE
Contract type name	PDS Contract
Purpose of contract	General
Contract start date	01/06/2013
Contract end date	30/06/2018

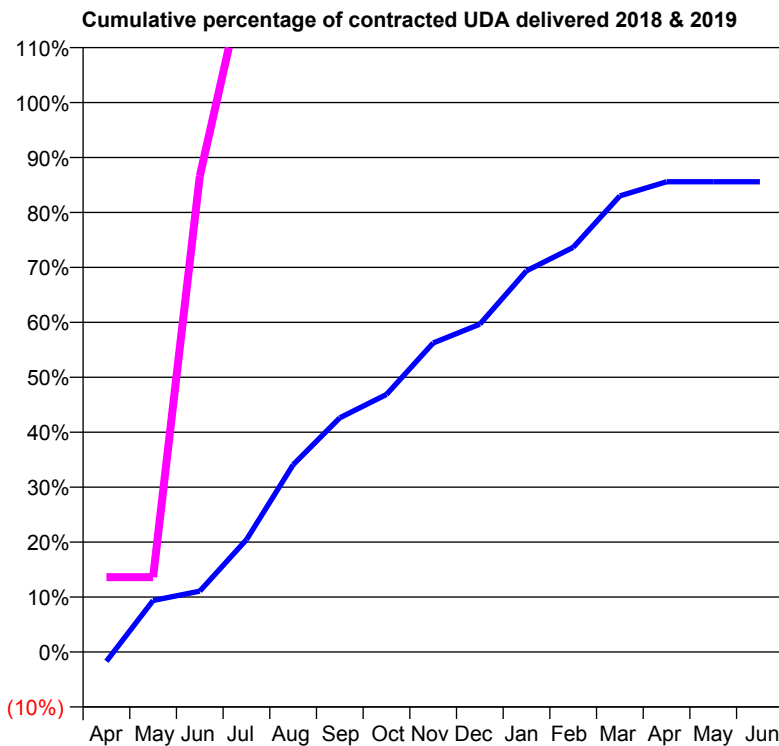
18/19 Contracted general activity (UDA)	88
Carry forward general activity (UDA)	0
18/19 Contracted orthodontic activity (UOA)	0
Carry forward orthodontic activity (UOA)	0
Baseline contract value	£4,786.49

ACCESS*

Patients seen in 24 months	Total	Change since previous quarter
Quarter ending September 2017	125	
Quarter ending December 2017	116	↓
Quarter ending March 2018	101	↓
Quarter ending June 2018	111	↑
Quarter ending September 2018	93	↓
Variance since September 2017	(25.6%)	↓



ACTIVITY



Adjusted Scheduled Activity (UDA)		
Month	2018	2019
April	-6	12
May	33	12
June	39	76
July	72	109
August	120	109
September	150	109
October	165	
November	198	
December	210	
January	244	
February	259	
March	292	
April	301	
May	301	
June	301	

QUALITY

	Quantity	Base Number	Contract	AT	Region	England
% of FP17s for the same patient ID Re-attending within 3 months - Children	0	6	0.0%	9.9%	11.5%	11.6%
% of FP17s for the same patient ID Re-attending within 3 months - Adults	0	34	0.0%	15.2%	16.5%	15.5%
% of FP17s for the same patient ID Re-attending between 3 & 9 months - Children	0	6	0.0%	48.8%	48.5%	58.8%
% of FP17s for the same patient ID Re-attending between 3 & 9 months - Adults	0	34	0.0%	38.8%	39.1%	51.1%
% of FP17s for Band 1 Urgent Courses	1	37	2.7%	10.1%	10.6%	9.0%
% of FP17s Relating to Free Repair or Replacements	0	37	0.0%	0.6%	0.5%	0.8%
% of FP17s Relating to Continuations	0	37	0.0%	0.8%	0.7%	0.9%
% of Patients satisfied with the dentistry they have received	0	0	N/A	91.6%	90.5%	93.3%
% of Patients satisfied with the time they had to wait for an appointment	0	0	N/A	87.5%	85.1%	88.9%

* This is based on patients treated on this contract for their most recent course of treatment. Figures in italics indicate the base number of FP17s or Patient Questionnaire responses are less than 100. N/A is shown where the base number of responses is less than 10 during the period. % is calculated as Quantity/Base number*100

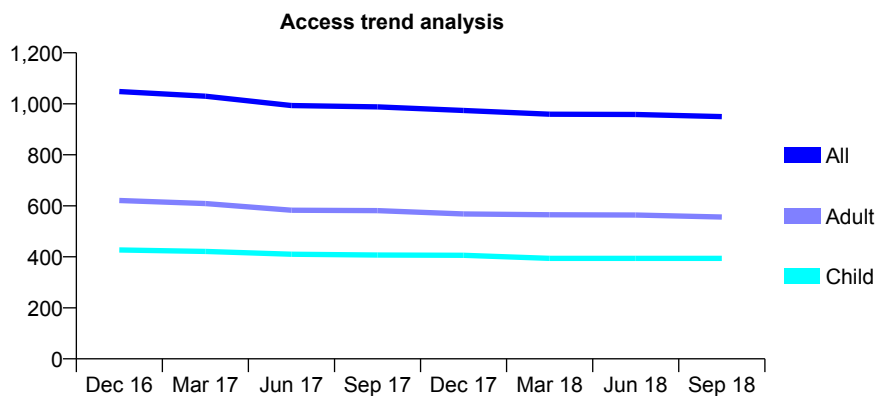
Q63 - Vital Signs At a Glance Contract Report for 739952/0001 - September 2018

Name or company name	MR JM CLARKE
Contract type name	GDS Contract
Purpose of contract	General
Contract start date	01/04/2006
Contract end date	

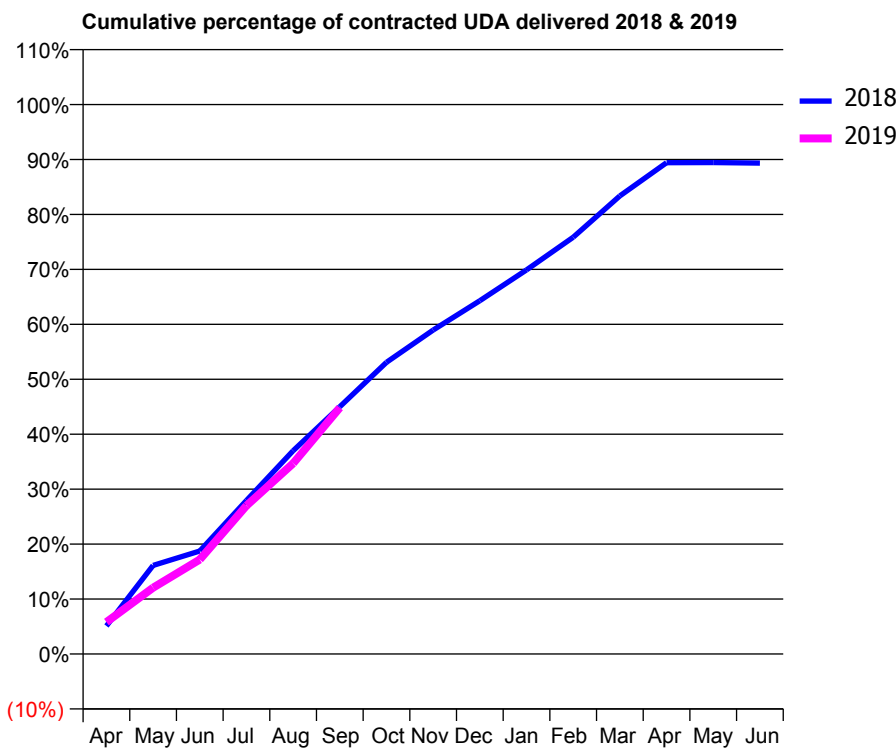
18/19 Contracted general activity (UDA)	3,136
Carry forward general activity (UDA)	0
18/19 Contracted orthodontic activity (UOA)	0
Carry forward orthodontic activity (UOA)	0
Baseline contract value	£83,474.14

ACCESS*

Patients seen in 24 months	Total	Change since previous quarter
Quarter ending September 2017	988	
Quarter ending December 2017	974	↓
Quarter ending March 2018	959	↓
Quarter ending June 2018	958	→
Quarter ending September 2018	950	→
Variance since September 2017	(3.8%)	↓



ACTIVITY



Adjusted Scheduled Activity (UDA)		
Month	2018	2019
April	160	182
May	506	379
June	588	539
July	877	847
August	1,160	1,088
September	1,412	1,406
October	1,665	
November	1,849	
December	2,016	
January	2,192	
February	2,378	
March	2,615	
April	2,804	
May	2,805	
June	2,802	

QUALITY

	Quantity	Base Number	Contract	AT	Region	England
% of FP17s for the same patient ID Re-attending within 3 months - Children	27	356	7.6%	9.9%	11.5%	11.6%
% of FP17s for the same patient ID Re-attending within 3 months - Adults	47	419	11.2%	15.2%	16.5%	15.5%
% of FP17s for the same patient ID Re-attending between 3 & 9 months - Children	227	356	63.8%	48.8%	48.5%	58.8%
% of FP17s for the same patient ID Re-attending between 3 & 9 months - Adults	243	419	58.0%	38.8%	39.1%	51.1%
% of FP17s for Band 1 Urgent Courses	24	689	3.5%	10.1%	10.6%	9.0%
% of FP17s Relating to Free Repair or Replacements	5	689	0.7%	0.6%	0.5%	0.8%
% of FP17s Relating to Continuations	2	689	0.3%	0.8%	0.7%	0.9%
% of Patients satisfied with the dentistry they have received	0	0	N/A	91.6%	90.5%	93.3%
% of Patients satisfied with the time they had to wait for an appointment	0	0	N/A	87.5%	85.1%	88.9%

* This is based on patients treated on this contract for their most recent course of treatment. Figures in italics indicate the base number of FP17s or Patient Questionnaire responses are less than 100. N/A is shown where the base number of responses is less than 10 during the period. % is calculated as Quantity/Base number*100

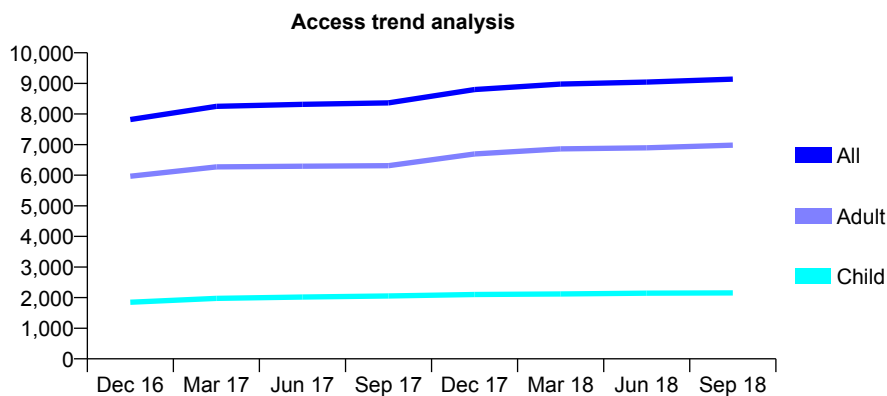
Q63 - Vital Signs At a Glance Contract Report for 740373/0001 - September 2018

Name or company name	MR J PATEL
Contract type name	Pilot Contract
Purpose of contract	General
Contract start date	01/04/2006
Contract end date	

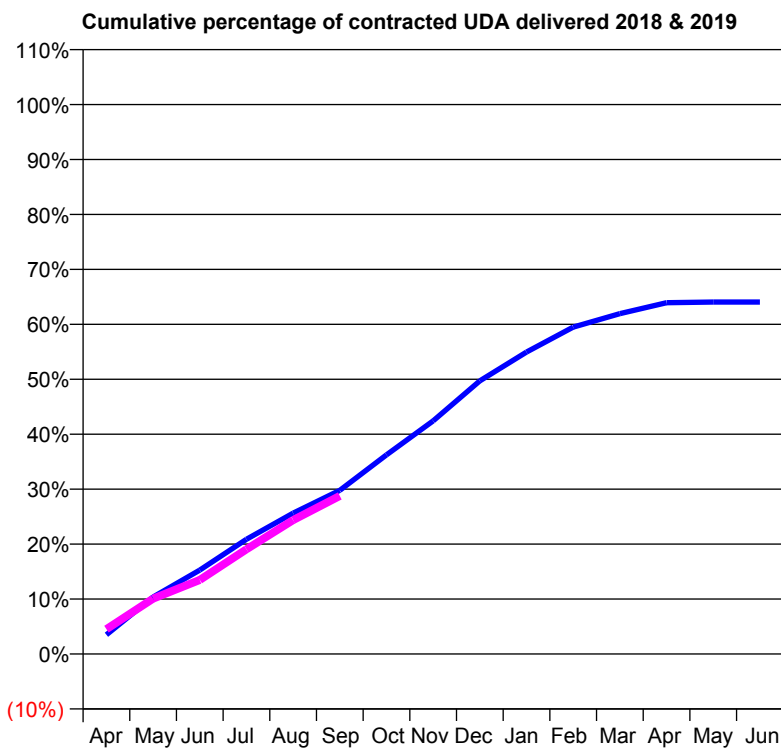
18/19 Contracted general activity (UDA)	32,742
Carry forward general activity (UDA)	0
18/19 Contracted orthodontic activity (UOA)	0
Carry forward orthodontic activity (UOA)	0
Baseline contract value	£1,096,912.32

ACCESS*

Patients seen in 24 months	Total	Change since previous quarter
Quarter ending September 2017	8,366	
Quarter ending December 2017	8,798	↑
Quarter ending March 2018	8,980	↑
Quarter ending June 2018	9,045	→
Quarter ending September 2018	9,138	→
Variance since September 2017	9.2%	↑



ACTIVITY



Month	Adjusted Scheduled Activity (UDA)	
	2018	2019
April	1,151	1,483
May	3,396	3,300
June	5,005	4,415
July	6,838	6,243
August	8,398	7,980
September	9,753	9,416
October	11,866	
November	13,893	
December	16,280	
January	17,991	
February	19,477	
March	20,282	
April	20,934	
May	20,976	
June	20,974	

QUALITY

	Quantity	Base Number	Contract	AT	Region	England
% of FP17s for the same patient ID Re-attending within 3 months - Children	57	1,091	5.2%	9.9%	11.5%	11.6%
% of FP17s for the same patient ID Re-attending within 3 months - Adults	309	3,077	10.0%	15.2%	16.5%	15.5%
% of FP17s for the same patient ID Re-attending between 3 & 9 months - Children	363	1,091	33.3%	48.8%	48.5%	58.8%
% of FP17s for the same patient ID Re-attending between 3 & 9 months - Adults	791	3,077	25.7%	38.8%	39.1%	51.1%
% of FP17s for Band 1 Urgent Courses	272	3,522	7.7%	10.1%	10.6%	9.0%
% of FP17s Relating to Free Repair or Replacements	3	3,522	0.1%	0.6%	0.5%	0.8%
% of FP17s Relating to Continuations	38	3,522	1.1%	0.8%	0.7%	0.9%
% of Patients satisfied with the dentistry they have received	2	2	N/A	91.6%	90.5%	93.3%
% of Patients satisfied with the time they had to wait for an appointment	2	2	N/A	87.5%	85.1%	88.9%

* This is based on patients treated on this contract for their most recent course of treatment. Figures in italics indicate the base number of FP17s or Patient Questionnaire responses are less than 100. N/A is shown where the base number of responses is less than 10 during the period. % is calculated as Quantity/Base number*100

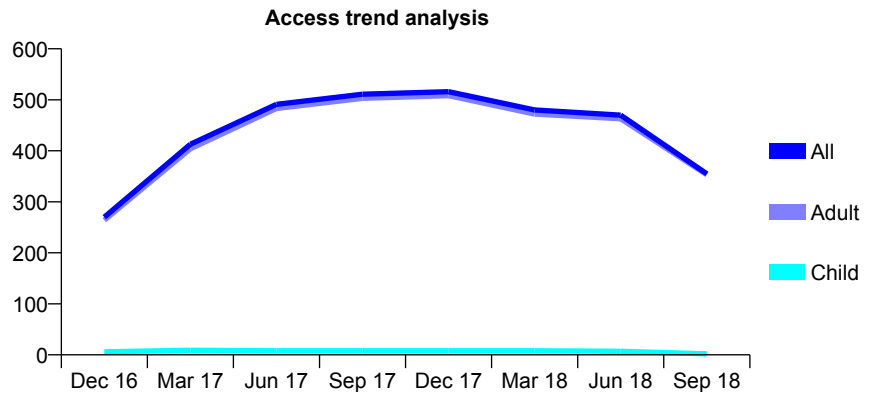
Q63 - Vital Signs At a Glance Contract Report for 740373/0002 - September 2018

Name or company name	MR J PATEL
Contract type name	PDS Contract
Purpose of contract	General
Contract start date	01/10/2007
Contract end date	30/06/2018

18/19 Contracted general activity (UDA)	424
Carry forward general activity (UDA)	0
18/19 Contracted orthodontic activity (UOA)	0
Carry forward orthodontic activity (UOA)	0
Baseline contract value	£19,741.46

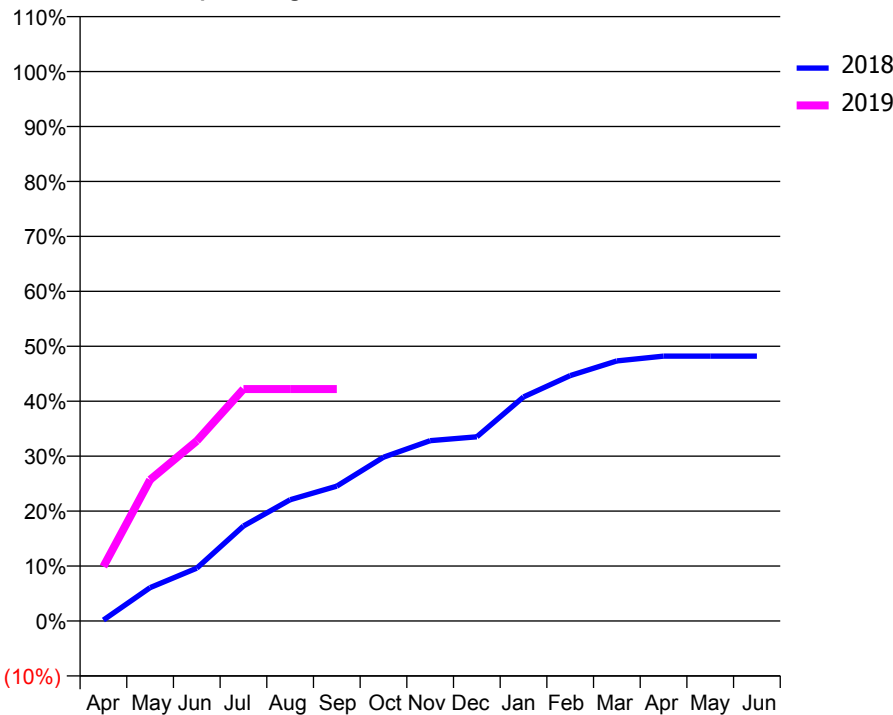
ACCESS*

Patients seen in 24 months	Total	Change since previous quarter
Quarter ending September 2017	511	
Quarter ending December 2017	516	→
Quarter ending March 2018	480	↓
Quarter ending June 2018	470	↓
Quarter ending September 2018	355	↓
Variance since September 2017	(30.5%)	↓



ACTIVITY

Cumulative percentage of contracted UDA delivered 2018 & 2019



Month	Adjusted Scheduled Activity (UDA)	
	2018	2019
April	3	42
May	103	109
June	163	139
July	293	179
August	374	179
September	416	179
October	505	
November	556	
December	568	
January	691	
February	757	
March	802	
April	817	
May	817	
June	817	

QUALITY

	Quantity	Base Number	Contract	AT	Region	England
% of FP17s for the same patient ID Re-attending within 3 months - Children	0	1	0.0%	9.9%	11.5%	11.6%
% of FP17s for the same patient ID Re-attending within 3 months - Adults	1	65	1.5%	15.2%	16.5%	15.5%
% of FP17s for the same patient ID Re-attending between 3 & 9 months - Children	0	1	0.0%	48.8%	48.5%	58.8%
% of FP17s for the same patient ID Re-attending between 3 & 9 months - Adults	1	65	1.5%	38.8%	39.1%	51.1%
% of FP17s for Band 1 Urgent Courses	0	61	0.0%	10.1%	10.6%	9.0%
% of FP17s Relating to Free Repair or Replacements	0	61	0.0%	0.6%	0.5%	0.8%
% of FP17s Relating to Continuations	0	61	0.0%	0.8%	0.7%	0.9%
% of Patients satisfied with the dentistry they have received	0	0	N/A	91.6%	90.5%	93.3%
% of Patients satisfied with the time they had to wait for an appointment	0	0	N/A	87.5%	85.1%	88.9%

* This is based on patients treated on this contract for their most recent course of treatment. Figures in italics indicate the base number of FP17s or Patient Questionnaire responses are less than 100. N/A is shown where the base number of responses is less than 10 during the period. % is calculated as Quantity/Base number*100

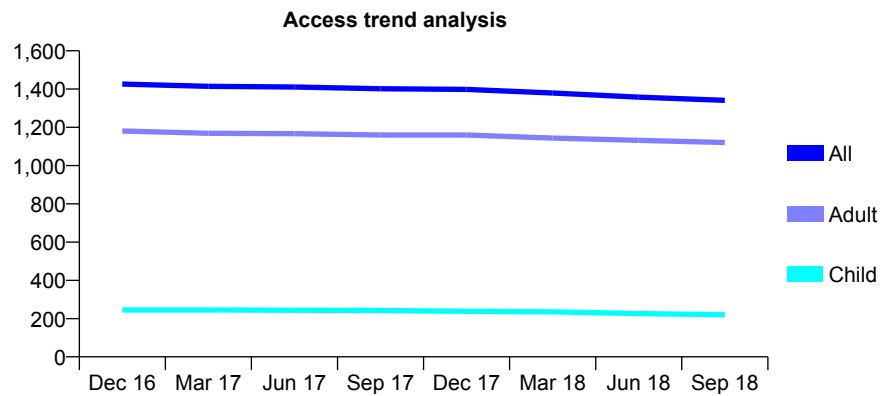
Q63 - Vital Signs At a Glance Contract Report for 740438/0001 - September 2018

Name or company name	MR K SINGH
Contract type name	GDS Contract
Purpose of contract	General
Contract start date	01/04/2006
Contract end date	

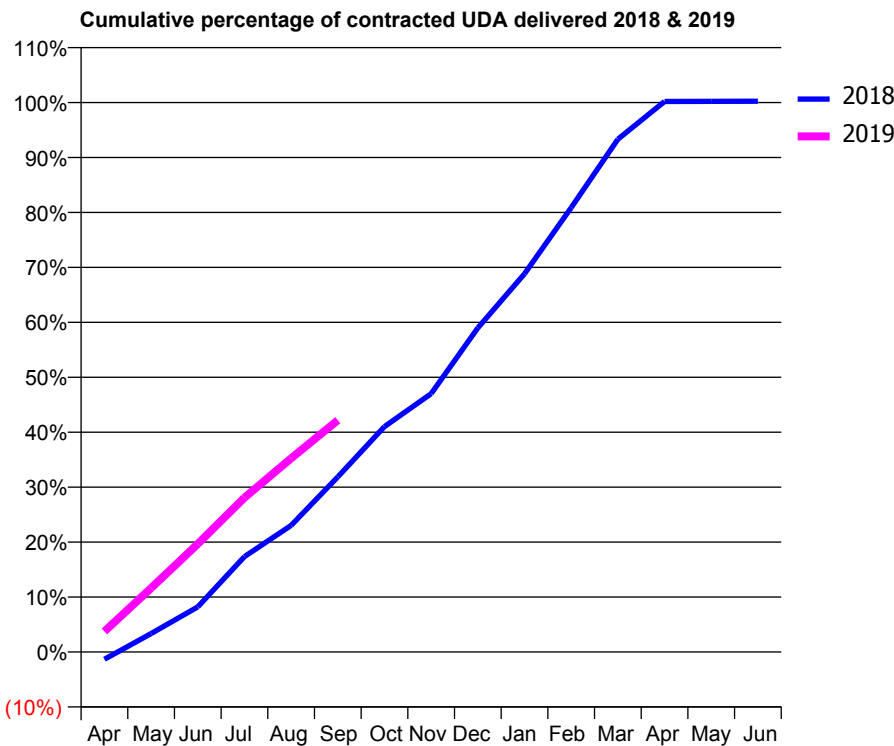
18/19 Contracted general activity (UDA)	7,307
Carry forward general activity (UDA)	-18
18/19 Contracted orthodontic activity (UOA)	0
Carry forward orthodontic activity (UOA)	0
Baseline contract value	£181,015.37

ACCESS*

Patients seen in 24 months	Total	Change since previous quarter
Quarter ending September 2017	1,402	
Quarter ending December 2017	1,398	→
Quarter ending March 2018	1,379	↓
Quarter ending June 2018	1,358	↓
Quarter ending September 2018	1,341	↓
Variance since September 2017	(4.4%)	↓



ACTIVITY



Month	Adjusted Scheduled Activity (UDA)	
	2018	2019
April	-98	273
May	246	850
June	600	1,437
July	1,269	2,052
August	1,683	2,576
September	2,330	3,082
October	2,998	
November	3,435	
December	4,309	
January	5,029	
February	5,910	
March	6,820	
April	7,321	
May	7,322	
June	7,325	

QUALITY

	Quantity	Base Number	Contract	AT	Region	England
% of FP17s for the same patient ID Re-attending within 3 months - Children	17	185	9.2%	9.9%	11.5%	11.6%
% of FP17s for the same patient ID Re-attending within 3 months - Adults	155	875	17.7%	15.2%	16.5%	15.5%
% of FP17s for the same patient ID Re-attending between 3 & 9 months - Children	144	185	77.8%	48.8%	48.5%	58.8%
% of FP17s for the same patient ID Re-attending between 3 & 9 months - Adults	604	875	69.0%	38.8%	39.1%	51.1%
% of FP17s for Band 1 Urgent Courses	45	928	4.8%	10.1%	10.6%	9.0%
% of FP17s Relating to Free Repair or Replacements	29	928	3.1%	0.6%	0.5%	0.8%
% of FP17s Relating to Continuations	39	928	4.2%	0.8%	0.7%	0.9%
% of Patients satisfied with the dentistry they have received	0	0	N/A	91.6%	90.5%	93.3%
% of Patients satisfied with the time they had to wait for an appointment	0	0	N/A	87.5%	85.1%	88.9%

* This is based on patients treated on this contract for their most recent course of treatment. Figures in italics indicate the base number of FP17s or Patient Questionnaire responses are less than 100. N/A is shown where the base number of responses is less than 10 during the period. % is calculated as Quantity/Base number*100

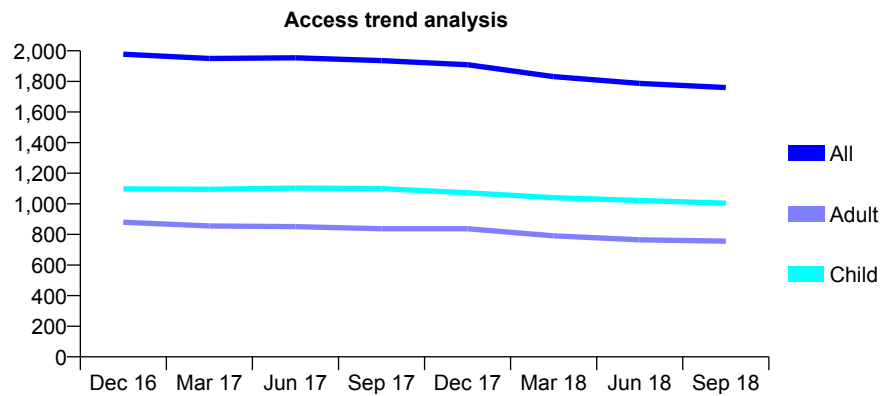
Q63 - Vital Signs At a Glance Contract Report for 741299/0002 - September 2018

Name or company name	MISS DH QUIGLEY
Contract type name	GDS Contract
Purpose of contract	General
Contract start date	01/04/2006
Contract end date	

18/19 Contracted general activity (UDA)	6,000
Carry forward general activity (UDA)	0
18/19 Contracted orthodontic activity (UOA)	0
Carry forward orthodontic activity (UOA)	0
Baseline contract value	£158,200.00

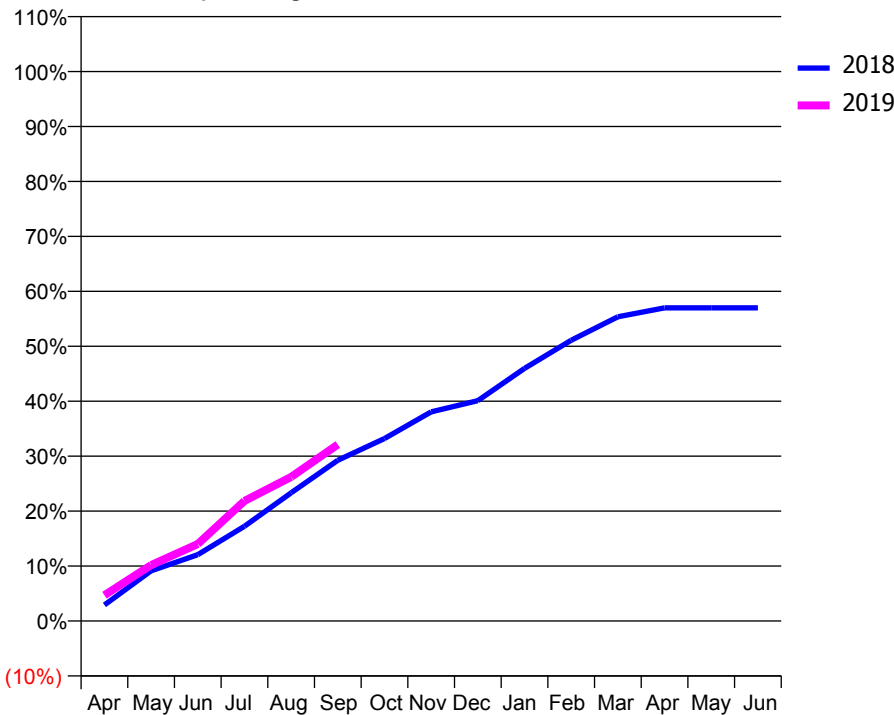
ACCESS*

Patients seen in 24 months	Total	Change since previous quarter
Quarter ending September 2017	1,936	
Quarter ending December 2017	1,909	↓
Quarter ending March 2018	1,831	↓
Quarter ending June 2018	1,787	↓
Quarter ending September 2018	1,760	↓
Variance since September 2017	(9.1%)	↓



ACTIVITY

Cumulative percentage of contracted UDA delivered 2018 & 2019



Month	Adjusted Scheduled Activity (UDA)	
	2018	2019
April	197	282
May	615	611
June	811	841
July	1,158	1,311
August	1,568	1,573
September	1,965	1,927
October	2,231	
November	2,557	
December	2,694	
January	3,089	
February	3,433	
March	3,719	
April	3,829	
May	3,829	
June	3,829	

QUALITY

	Quantity	Base Number	Contract	AT	Region	England
% of FP17s for the same patient ID Re-attending within 3 months - Children	58	628	9.2%	9.9%	11.5%	11.6%
% of FP17s for the same patient ID Re-attending within 3 months - Adults	79	395	20.0%	15.2%	16.5%	15.5%
% of FP17s for the same patient ID Re-attending between 3 & 9 months - Children	274	628	43.6%	48.8%	48.5%	58.8%
% of FP17s for the same patient ID Re-attending between 3 & 9 months - Adults	121	395	30.6%	38.8%	39.1%	51.1%
% of FP17s for Band 1 Urgent Courses	150	959	15.6%	10.1%	10.6%	9.0%
% of FP17s Relating to Free Repair or Replacements	2	959	0.2%	0.6%	0.5%	0.8%
% of FP17s Relating to Continuations	2	959	0.2%	0.8%	0.7%	0.9%
% of Patients satisfied with the dentistry they have received	0	0	N/A	91.6%	90.5%	93.3%
% of Patients satisfied with the time they had to wait for an appointment	0	0	N/A	87.5%	85.1%	88.9%

* This is based on patients treated on this contract for their most recent course of treatment. Figures in italics indicate the base number of FP17s or Patient Questionnaire responses are less than 100. N/A is shown where the base number of responses is less than 10 during the period. % is calculated as Quantity/Base number*100

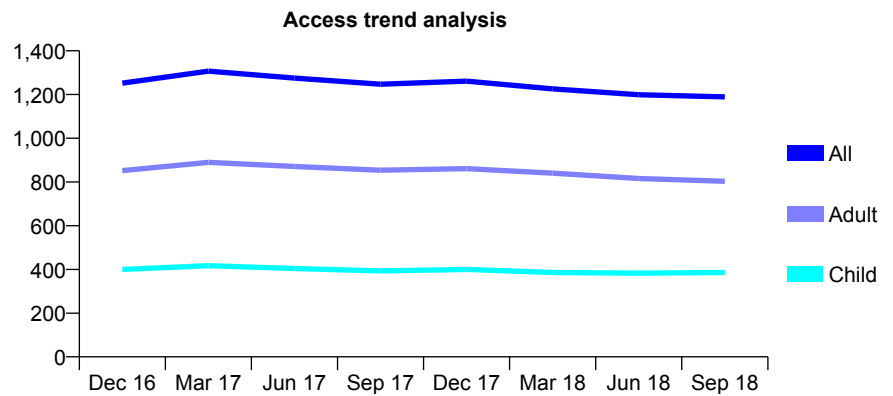
Q63 - Vital Signs At a Glance Contract Report for 742066/0001 - September 2018

Name or company name	MISS S GAJREE
Contract type name	GDS Contract
Purpose of contract	General
Contract start date	01/04/2006
Contract end date	

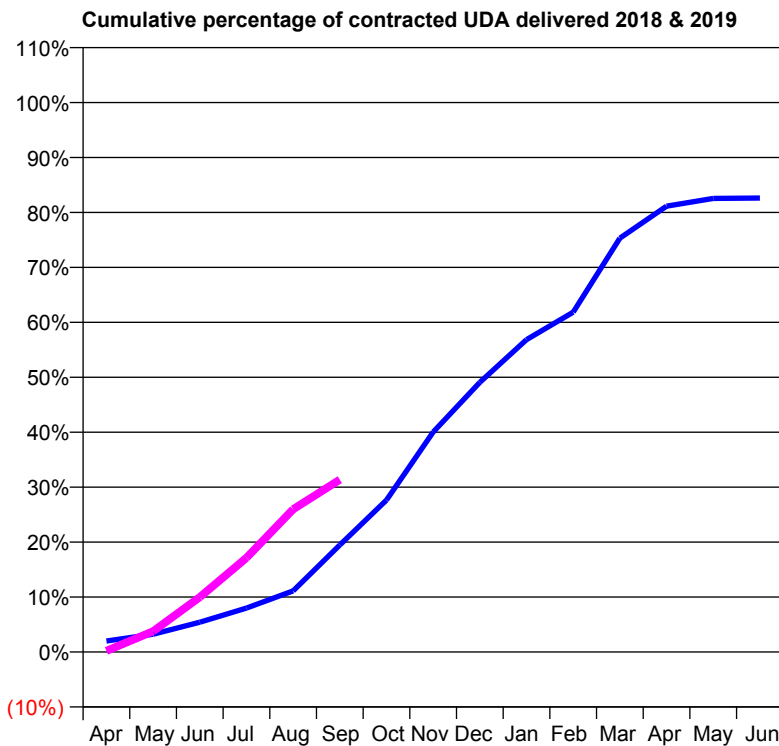
18/19 Contracted general activity (UDA)	4,621
Carry forward general activity (UDA)	0
18/19 Contracted orthodontic activity (UOA)	0
Carry forward orthodontic activity (UOA)	0
Baseline contract value	£134,366.66

ACCESS*

Patients seen in 24 months	Total	Change since previous quarter
Quarter ending September 2017	1,247	
Quarter ending December 2017	1,261	→
Quarter ending March 2018	1,226	↓
Quarter ending June 2018	1,199	↓
Quarter ending September 2018	1,189	→
Variance since September 2017	(4.7%)	↓



ACTIVITY



Month	Adjusted Scheduled Activity (UDA)	
	2018	2019
April	92	10
May	150	174
June	251	462
July	369	793
August	514	1,201
September	900	1,450
October	1,277	
November	1,850	
December	2,268	
January	2,627	
February	2,858	
March	3,480	
April	3,749	
May	3,814	
June	3,817	

QUALITY

	Quantity	Base Number	Contract	AT	Region	England
% of FP17s for the same patient ID Re-attending within 3 months - Children	9	197	4.6%	9.9%	11.5%	11.6%
% of FP17s for the same patient ID Re-attending within 3 months - Adults	60	427	14.1%	15.2%	16.5%	15.5%
% of FP17s for the same patient ID Re-attending between 3 & 9 months - Children	90	197	45.7%	48.8%	48.5%	58.8%
% of FP17s for the same patient ID Re-attending between 3 & 9 months - Adults	206	427	48.2%	38.8%	39.1%	51.1%
% of FP17s for Band 1 Urgent Courses	64	544	11.8%	10.1%	10.6%	9.0%
% of FP17s Relating to Free Repair or Replacements	0	544	0.0%	0.6%	0.5%	0.8%
% of FP17s Relating to Continuations	1	544	0.2%	0.8%	0.7%	0.9%
% of Patients satisfied with the dentistry they have received	1	1	N/A	91.6%	90.5%	93.3%
% of Patients satisfied with the time they had to wait for an appointment	1	1	N/A	87.5%	85.1%	88.9%

* This is based on patients treated on this contract for their most recent course of treatment. Figures in italics indicate the base number of FP17s or Patient Questionnaire responses are less than 100. N/A is shown where the base number of responses is less than 10 during the period. % is calculated as Quantity/Base number*100

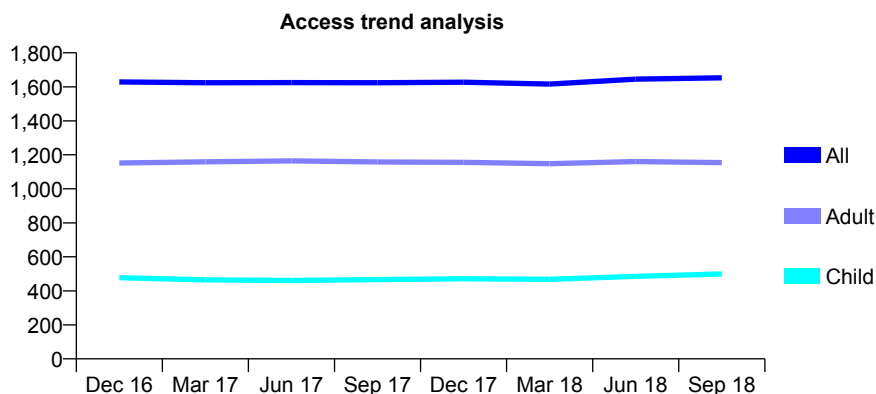
Q63 - Vital Signs At a Glance Contract Report for 745022/0001 - September 2018

Name or company name	MR NH DOUGLAS
Contract type name	GDS Contract
Purpose of contract	General
Contract start date	01/04/2006
Contract end date	

18/19 Contracted general activity (UDA)	5,200
Carry forward general activity (UDA)	10
18/19 Contracted orthodontic activity (UOA)	0
Carry forward orthodontic activity (UOA)	0
Baseline contract value	£122,244.84

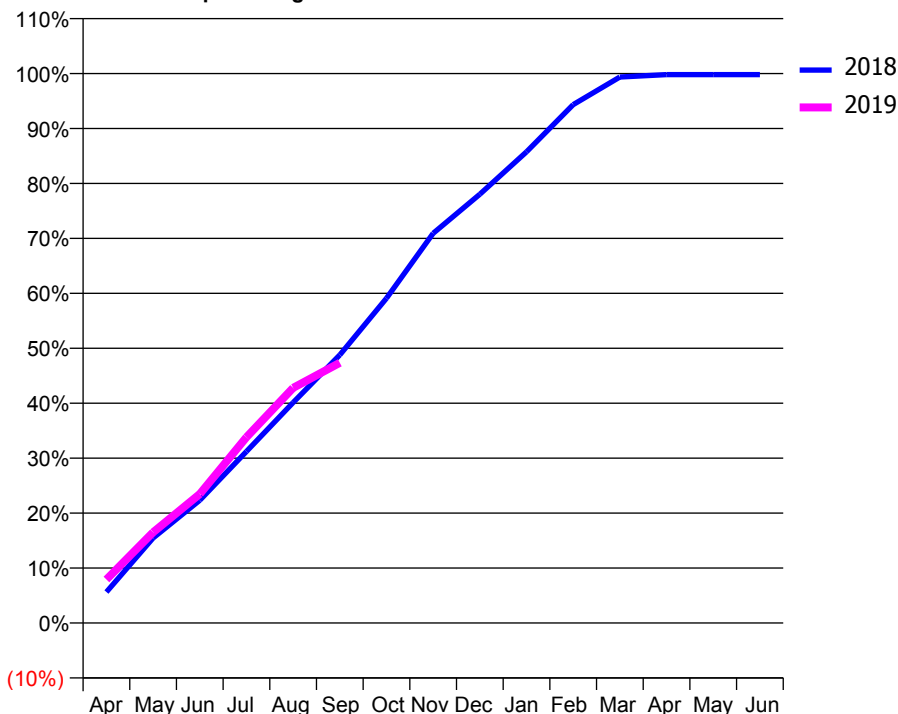
ACCESS*

Patients seen in 24 months	Total	Change since previous quarter
Quarter ending September 2017	1,624	
Quarter ending December 2017	1,627	→
Quarter ending March 2018	1,616	→
Quarter ending June 2018	1,645	→
Quarter ending September 2018	1,653	→
Variance since September 2017	1.8%	→



ACTIVITY

Cumulative percentage of contracted UDA delivered 2018 & 2019



Month	Adjusted Scheduled Activity (UDA)	
	2018	2019
April	293	412
May	804	858
June	1,161	1,221
July	1,623	1,759
August	2,087	2,225
September	2,537	2,462
October	3,074	
November	3,688	
December	4,058	
January	4,459	
February	4,906	
March	5,166	
April	5,190	
May	5,190	
June	5,190	

QUALITY

	Quantity	Base Number	Contract	AT	Region	England
% of FP17s for the same patient ID Re-attending within 3 months - Children	25	375	6.7%	9.9%	11.5%	11.6%
% of FP17s for the same patient ID Re-attending within 3 months - Adults	141	739	19.1%	15.2%	16.5%	15.5%
% of FP17s for the same patient ID Re-attending between 3 & 9 months - Children	183	375	48.8%	48.8%	48.5%	58.8%
% of FP17s for the same patient ID Re-attending between 3 & 9 months - Adults	387	739	52.4%	38.8%	39.1%	51.1%
% of FP17s for Band 1 Urgent Courses	81	1,095	7.4%	10.1%	10.6%	9.0%
% of FP17s Relating to Free Repair or Replacements	9	1,095	0.8%	0.6%	0.5%	0.8%
% of FP17s Relating to Continuations	37	1,095	3.4%	0.8%	0.7%	0.9%
% of Patients satisfied with the dentistry they have received	2	2	N/A	91.6%	90.5%	93.3%
% of Patients satisfied with the time they had to wait for an appointment	2	2	N/A	87.5%	85.1%	88.9%

* This is based on patients treated on this contract for their most recent course of treatment. Figures in italics indicate the base number of FP17s or Patient Questionnaire responses are less than 100. N/A is shown where the base number of responses is less than 10 during the period. % is calculated as Quantity/Base number*100

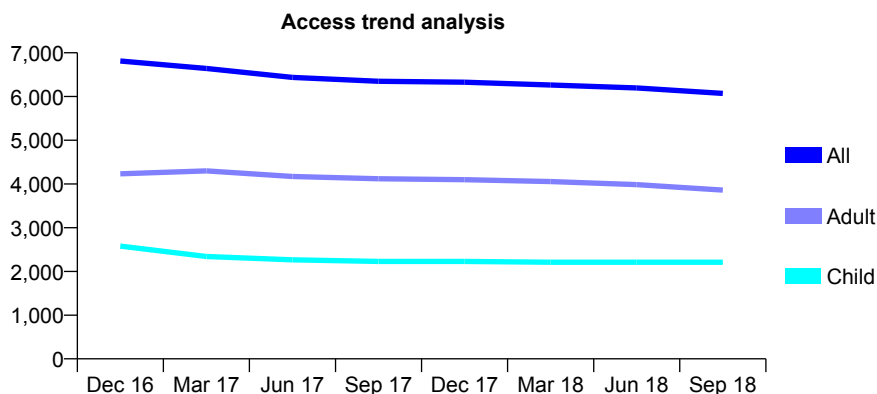
Q63 - Vital Signs At a Glance Contract Report for 746584/0001 - September 2018

Name or company name	MR N KARIA
Contract type name	GDS Contract
Purpose of contract	General
Contract start date	01/04/2006
Contract end date	

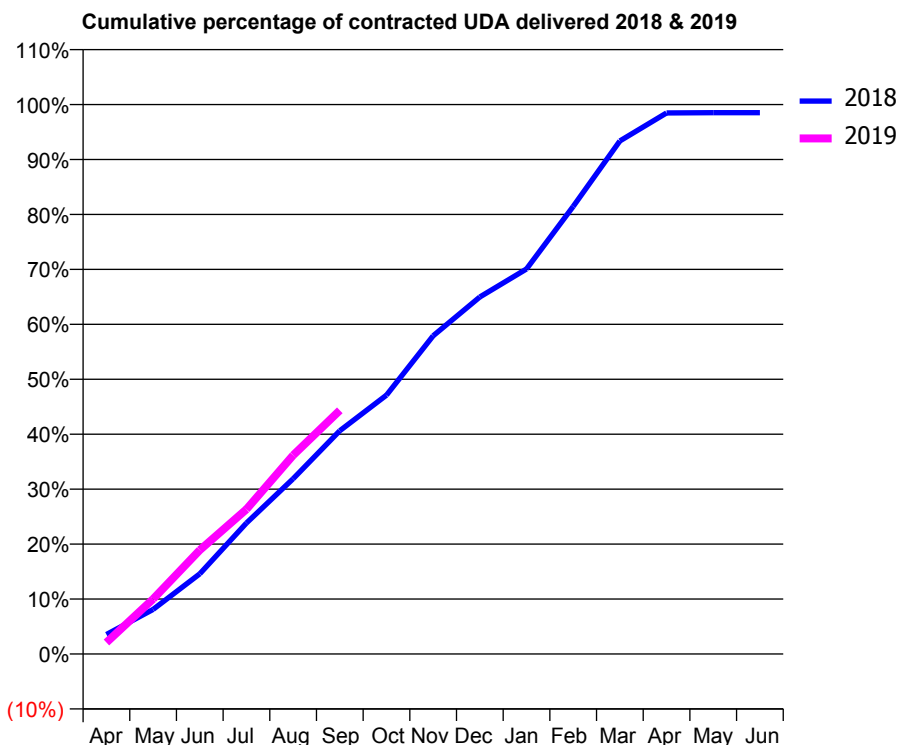
18/19 Contracted general activity (UDA)	16,350
Carry forward general activity (UDA)	242
18/19 Contracted orthodontic activity (UOA)	0
Carry forward orthodontic activity (UOA)	0
Baseline contract value	£473,024.69

ACCESS*

Patients seen in 24 months	Total	Change since previous quarter
Quarter ending September 2017	6,348	
Quarter ending December 2017	6,328	→
Quarter ending March 2018	6,264	↓
Quarter ending June 2018	6,195	↓
Quarter ending September 2018	6,071	↓
Variance since September 2017	(4.4%)	↓



ACTIVITY



Adjusted Scheduled Activity (UDA)		
Month	2018	2019
April	583	343
May	1,326	1,639
June	2,385	3,094
July	3,899	4,308
August	5,217	5,915
September	6,644	7,250
October	7,703	
November	9,468	
December	10,622	
January	11,458	
February	13,317	
March	15,266	
April	16,099	
May	16,108	
June	16,108	

QUALITY

	Quantity	Base Number	Contract	AT	Region	England
% of FP17s for the same patient ID Re-attending within 3 months - Children	103	1,231	8.4%	9.9%	11.5%	11.6%
% of FP17s for the same patient ID Re-attending within 3 months - Adults	373	2,047	18.2%	15.2%	16.5%	15.5%
% of FP17s for the same patient ID Re-attending between 3 & 9 months - Children	438	1,231	35.6%	48.8%	48.5%	58.8%
% of FP17s for the same patient ID Re-attending between 3 & 9 months - Adults	748	2,047	36.5%	38.8%	39.1%	51.1%
% of FP17s for Band 1 Urgent Courses	329	2,782	11.8%	10.1%	10.6%	9.0%
% of FP17s Relating to Free Repair or Replacements	16	2,782	0.6%	0.6%	0.5%	0.8%
% of FP17s Relating to Continuations	26	2,782	0.9%	0.8%	0.7%	0.9%
% of Patients satisfied with the dentistry they have received	3	4	N/A	91.6%	90.5%	93.3%
% of Patients satisfied with the time they had to wait for an appointment	3	4	N/A	87.5%	85.1%	88.9%

* This is based on patients treated on this contract for their most recent course of treatment. Figures in italics indicate the base number of FP17s or Patient Questionnaire responses are less than 100. N/A is shown where the base number of responses is less than 10 during the period. % is calculated as Quantity/Base number*100

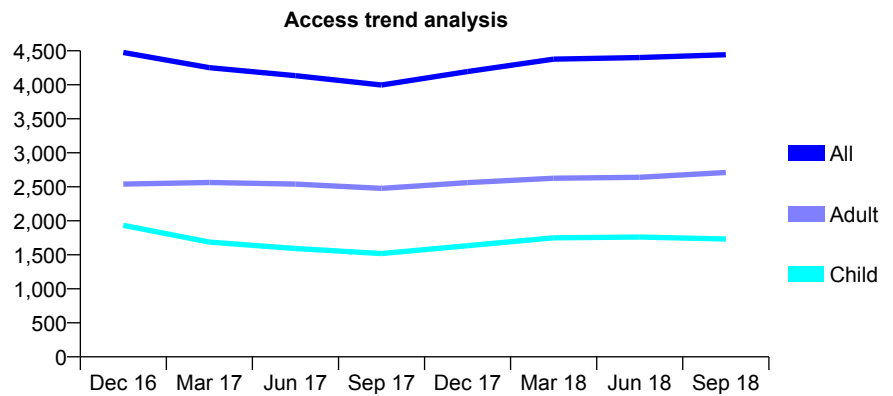
Q63 - Vital Signs At a Glance Contract Report for 746584/0004 - September 2018

Name or company name	MR N KARIA
Contract type name	GDS Contract
Purpose of contract	General
Contract start date	01/04/2006
Contract end date	

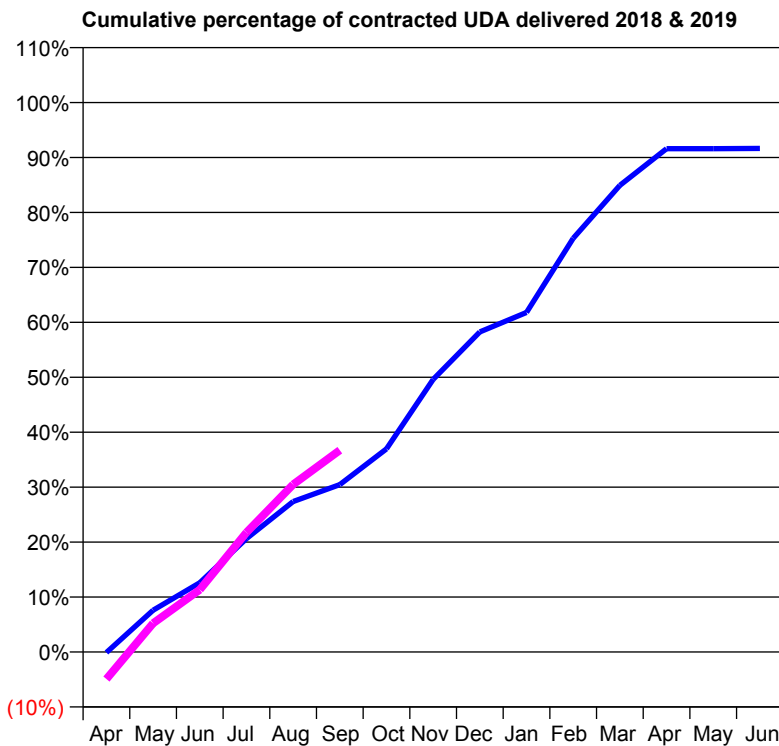
18/19 Contracted general activity (UDA)	11,787
Carry forward general activity (UDA)	985
18/19 Contracted orthodontic activity (UOA)	0
Carry forward orthodontic activity (UOA)	0
Baseline contract value	£305,784.67

ACCESS*

Patients seen in 24 months	Total	Change since previous quarter
Quarter ending September 2017	3,997	
Quarter ending December 2017	4,195	↑
Quarter ending March 2018	4,377	↑
Quarter ending June 2018	4,401	→
Quarter ending September 2018	4,443	→
Variance since September 2017	11.2%	↑



ACTIVITY



Month	Adjusted Scheduled Activity (UDA)	
	2018	2019
April	-12	-583
May	898	617
June	1,487	1,338
July	2,432	2,564
August	3,227	3,595
September	3,590	4,330
October	4,357	
November	5,847	
December	6,867	
January	7,285	
February	8,874	
March	10,009	
April	10,797	
May	10,797	
June	10,802	

QUALITY

	Quantity	Base Number	Contract	AT	Region	England
% of FP17s for the same patient ID Re-attending within 3 months - Children	51	979	5.2%	9.9%	11.5%	11.6%
% of FP17s for the same patient ID Re-attending within 3 months - Adults	320	1,856	17.2%	15.2%	16.5%	15.5%
% of FP17s for the same patient ID Re-attending between 3 & 9 months - Children	529	979	54.0%	48.8%	48.5%	58.8%
% of FP17s for the same patient ID Re-attending between 3 & 9 months - Adults	898	1,856	48.4%	38.8%	39.1%	51.1%
% of FP17s for Band 1 Urgent Courses	327	2,573	12.7%	10.1%	10.6%	9.0%
% of FP17s Relating to Free Repair or Replacements	2	2,573	0.1%	0.6%	0.5%	0.8%
% of FP17s Relating to Continuations	30	2,573	1.2%	0.8%	0.7%	0.9%
% of Patients satisfied with the dentistry they have received	1	1	N/A	91.6%	90.5%	93.3%
% of Patients satisfied with the time they had to wait for an appointment	1	1	N/A	87.5%	85.1%	88.9%

* This is based on patients treated on this contract for their most recent course of treatment. Figures in italics indicate the base number of FP17s or Patient Questionnaire responses are less than 100. N/A is shown where the base number of responses is less than 10 during the period. % is calculated as Quantity/Base number*100

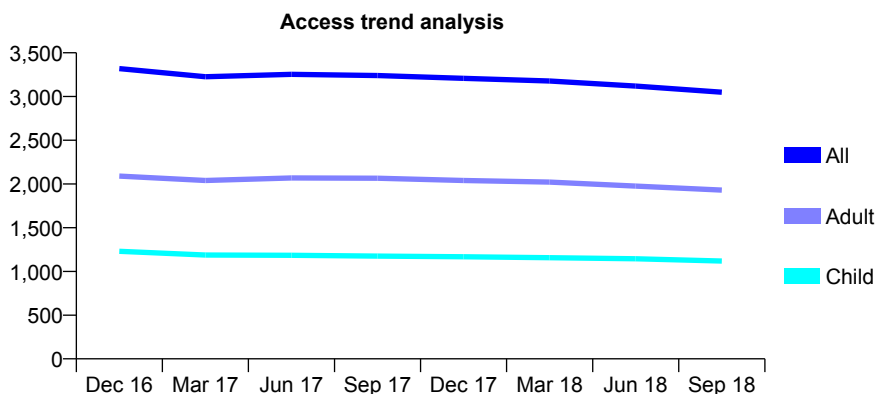
Q63 - Vital Signs At a Glance Contract Report for 748587/0001 - September 2018

Name or company name	MISS KD MCLAREN
Contract type name	GDS Contract
Purpose of contract	General
Contract start date	01/04/2006
Contract end date	

18/19 Contracted general activity (UDA)	5,992
Carry forward general activity (UDA)	-120
18/19 Contracted orthodontic activity (UOA)	0
Carry forward orthodontic activity (UOA)	0
Baseline contract value	£137,621.74

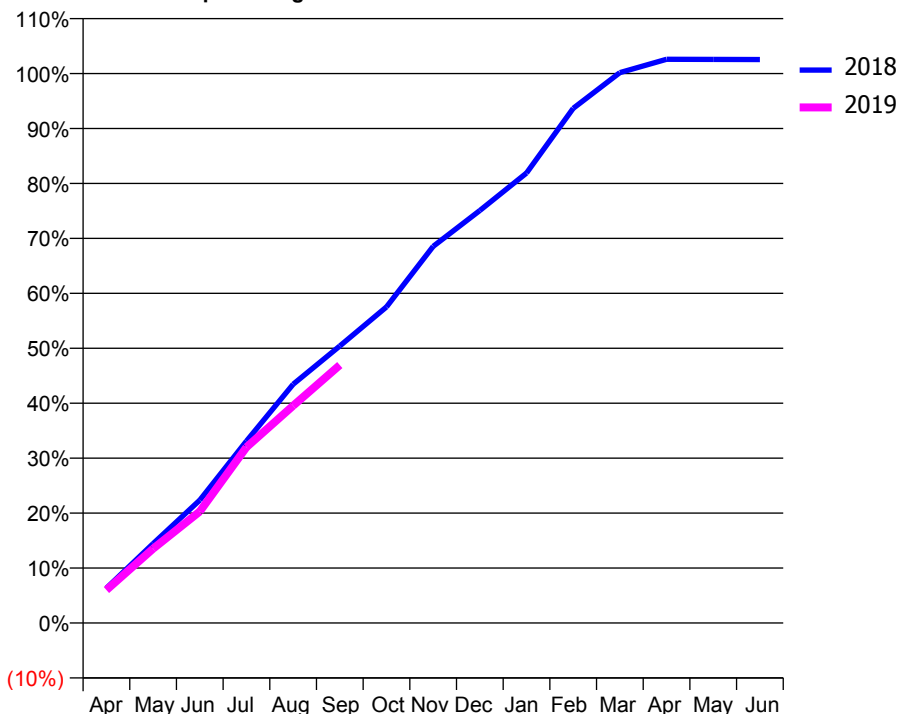
ACCESS*

Patients seen in 24 months	Total	Change since previous quarter
Quarter ending September 2017	3,240	
Quarter ending December 2017	3,208	→
Quarter ending March 2018	3,177	→
Quarter ending June 2018	3,120	↓
Quarter ending September 2018	3,049	↓
Variance since September 2017	(5.9%)	↓



ACTIVITY

Cumulative percentage of contracted UDA delivered 2018 & 2019



Adjusted Scheduled Activity (UDA)		
Month	2018	2019
April	380	359
May	866	811
June	1,340	1,217
July	1,984	1,918
August	2,603	2,369
September	3,020	2,812
October	3,447	
November	4,107	
December	4,499	
January	4,907	
February	5,612	
March	6,002	
April	6,147	
May	6,146	
June	6,145	

QUALITY

	Quantity	Base Number	Contract	AT	Region	England
% of FP17s for the same patient ID Re-attending within 3 months - Children	22	800	2.8%	9.9%	11.5%	11.6%
% of FP17s for the same patient ID Re-attending within 3 months - Adults	73	862	8.5%	15.2%	16.5%	15.5%
% of FP17s for the same patient ID Re-attending between 3 & 9 months - Children	477	800	59.6%	48.8%	48.5%	58.8%
% of FP17s for the same patient ID Re-attending between 3 & 9 months - Adults	311	862	36.1%	38.8%	39.1%	51.1%
% of FP17s for Band 1 Urgent Courses	86	1,576	5.5%	10.1%	10.6%	9.0%
% of FP17s Relating to Free Repair or Replacements	5	1,576	0.3%	0.6%	0.5%	0.8%
% of FP17s Relating to Continuations	1	1,576	0.1%	0.8%	0.7%	0.9%
% of Patients satisfied with the dentistry they have received	0	0	N/A	91.6%	90.5%	93.3%
% of Patients satisfied with the time they had to wait for an appointment	0	0	N/A	87.5%	85.1%	88.9%

* This is based on patients treated on this contract for their most recent course of treatment. Figures in italics indicate the base number of FP17s or Patient Questionnaire responses are less than 100. N/A is shown where the base number of responses is less than 10 during the period. % is calculated as Quantity/Base number*100

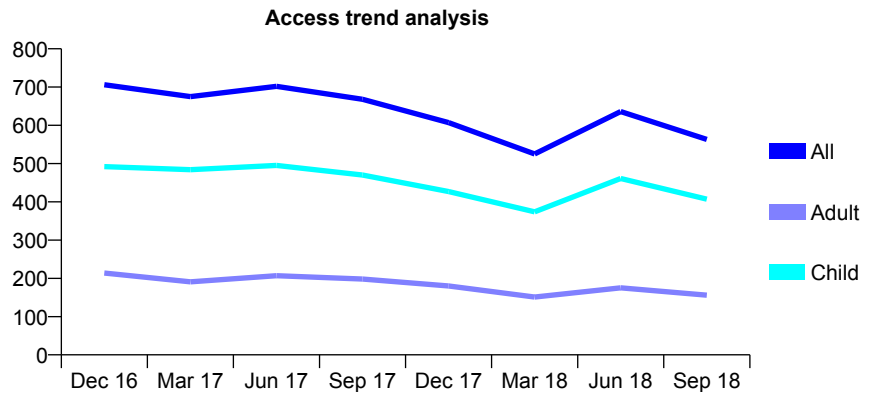
Q63 - Vital Signs At a Glance Contract Report for 750263/0001 - September 2018

Name or company name	MISS B THURAI SUNDARAM
Contract type name	GDS Contract
Purpose of contract	General
Contract start date	01/04/2006
Contract end date	

18/19 Contracted general activity (UDA)	2,000
Carry forward general activity (UDA)	0
18/19 Contracted orthodontic activity (UOA)	0
Carry forward orthodontic activity (UOA)	0
Baseline contract value	£52,066.40

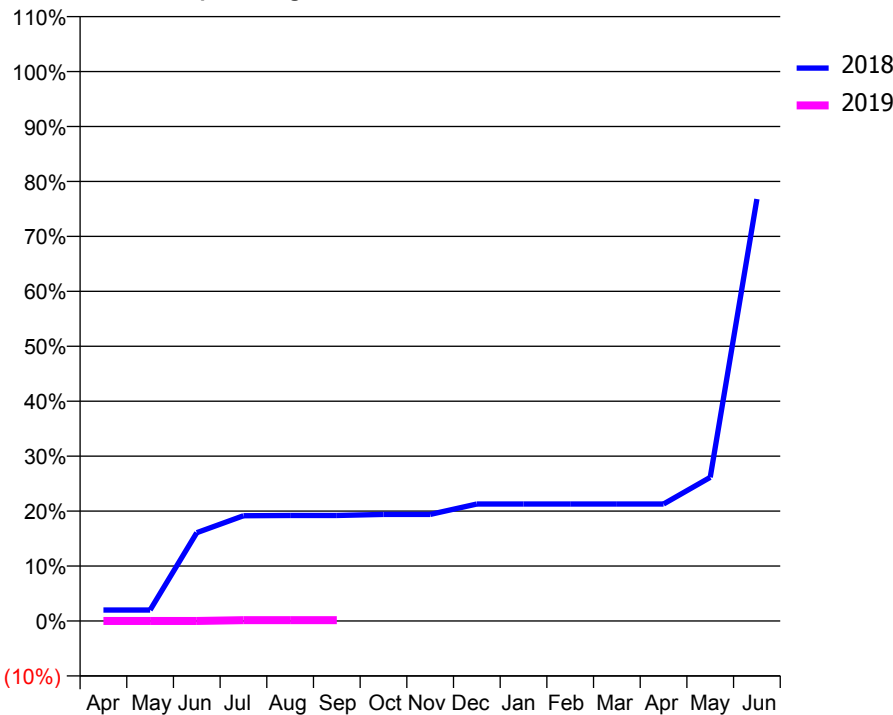
ACCESS*

Patients seen in 24 months	Total	Change since previous quarter
Quarter ending September 2017	668	
Quarter ending December 2017	607	↓
Quarter ending March 2018	525	↓
Quarter ending June 2018	636	↑
Quarter ending September 2018	563	↓
Variance since September 2017	(15.7%)	↓



ACTIVITY

Cumulative percentage of contracted UDA delivered 2018 & 2019



Adjusted Scheduled Activity (UDA)		
Month	2018	2019
April	40	0
May	40	0
June	321	0
July	383	3
August	384	3
September	384	3
October	388	
November	388	
December	426	
January	426	
February	426	
March	426	
April	426	
May	523	
June	1,536	

QUALITY

	Quantity	Base Number	Contract	AT	Region	England
% of FP17s for the same patient ID Re-attending within 3 months - Children	8	274	2.9%	9.9%	11.5%	11.6%
% of FP17s for the same patient ID Re-attending within 3 months - Adults	4	78	5.1%	15.2%	16.5%	15.5%
% of FP17s for the same patient ID Re-attending between 3 & 9 months - Children	65	274	23.7%	48.8%	48.5%	58.8%
% of FP17s for the same patient ID Re-attending between 3 & 9 months - Adults	22	78	28.2%	38.8%	39.1%	51.1%
% of FP17s for Band 1 Urgent Courses	0	1	0.0%	10.1%	10.6%	9.0%
% of FP17s Relating to Free Repair or Replacements	0	1	0.0%	0.6%	0.5%	0.8%
% of FP17s Relating to Continuations	0	1	0.0%	0.8%	0.7%	0.9%
% of Patients satisfied with the dentistry they have received	1	1	N/A	91.6%	90.5%	93.3%
% of Patients satisfied with the time they had to wait for an appointment	1	1	N/A	87.5%	85.1%	88.9%

* This is based on patients treated on this contract for their most recent course of treatment. Figures in italics indicate the base number of FP17s or Patient Questionnaire responses are less than 100. N/A is shown where the base number of responses is less than 10 during the period. % is calculated as Quantity/Base number*100

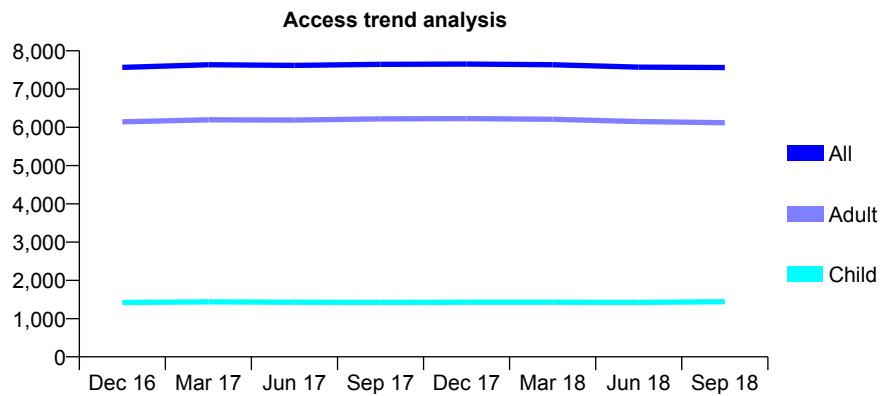
Q63 - Vital Signs At a Glance Contract Report for 752304/0002 - September 2018

Name or company name	MR MS DARR
Contract type name	GDS Contract
Purpose of contract	General
Contract start date	01/01/2007
Contract end date	

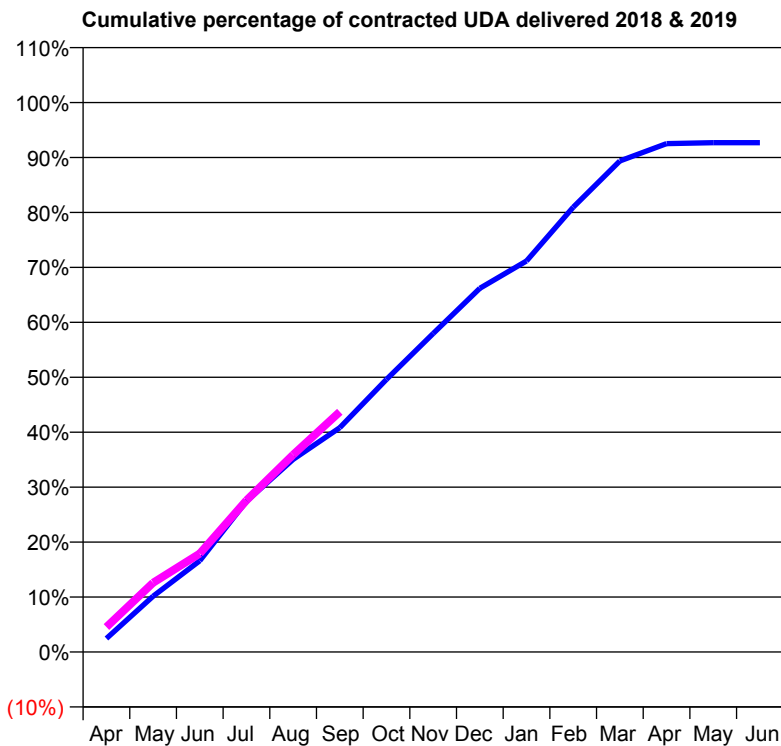
18/19 Contracted general activity (UDA)	21,659
Carry forward general activity (UDA)	0
18/19 Contracted orthodontic activity (UOA)	0
Carry forward orthodontic activity (UOA)	0
Baseline contract value	£564,083.20

ACCESS*

Patients seen in 24 months	Total	Change since previous quarter
Quarter ending September 2017	7,645	
Quarter ending December 2017	7,652	→
Quarter ending March 2018	7,637	→
Quarter ending June 2018	7,574	→
Quarter ending September 2018	7,562	→
Variance since September 2017	(1.1%)	↓



ACTIVITY



Month	Adjusted Scheduled Activity (UDA)	
	2018	2019
April	532	986
May	2,202	2,732
June	3,598	3,879
July	5,942	5,979
August	7,591	7,779
September	8,842	9,470
October	10,745	
November	12,554	
December	14,337	
January	15,414	
February	17,531	
March	19,353	
April	20,037	
May	20,076	
June	20,076	

QUALITY

	Quantity	Base Number	Contract	AT	Region	England
% of FP17s for the same patient ID Re-attending within 3 months - Children	45	964	4.7%	9.9%	11.5%	11.6%
% of FP17s for the same patient ID Re-attending within 3 months - Adults	478	3,791	12.6%	15.2%	16.5%	15.5%
% of FP17s for the same patient ID Re-attending between 3 & 9 months - Children	374	964	38.8%	48.8%	48.5%	58.8%
% of FP17s for the same patient ID Re-attending between 3 & 9 months - Adults	1,447	3,791	38.2%	38.8%	39.1%	51.1%
% of FP17s for Band 1 Urgent Courses	326	4,458	7.3%	10.1%	10.6%	9.0%
% of FP17s Relating to Free Repair or Replacements	51	4,458	1.1%	0.6%	0.5%	0.8%
% of FP17s Relating to Continuations	42	4,458	0.9%	0.8%	0.7%	0.9%
% of Patients satisfied with the dentistry they have received	4	4	N/A	91.6%	90.5%	93.3%
% of Patients satisfied with the time they had to wait for an appointment	4	4	N/A	87.5%	85.1%	88.9%

* This is based on patients treated on this contract for their most recent course of treatment. Figures in italics indicate the base number of FP17s or Patient Questionnaire responses are less than 100. N/A is shown where the base number of responses is less than 10 during the period. % is calculated as Quantity/Base number*100

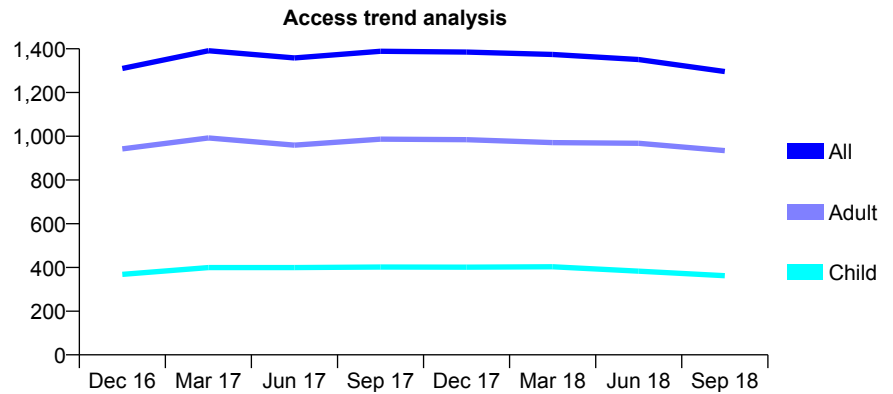
Q63 - Vital Signs At a Glance Contract Report for 753610/0002 - September 2018

Name or company name	MRS MC HASOON
Contract type name	GDS Contract
Purpose of contract	General
Contract start date	09/03/2007
Contract end date	

18/19 Contracted general activity (UDA)	3,482
Carry forward general activity (UDA)	-44
18/19 Contracted orthodontic activity (UOA)	0
Carry forward orthodontic activity (UOA)	0
Baseline contract value	£90,781.10

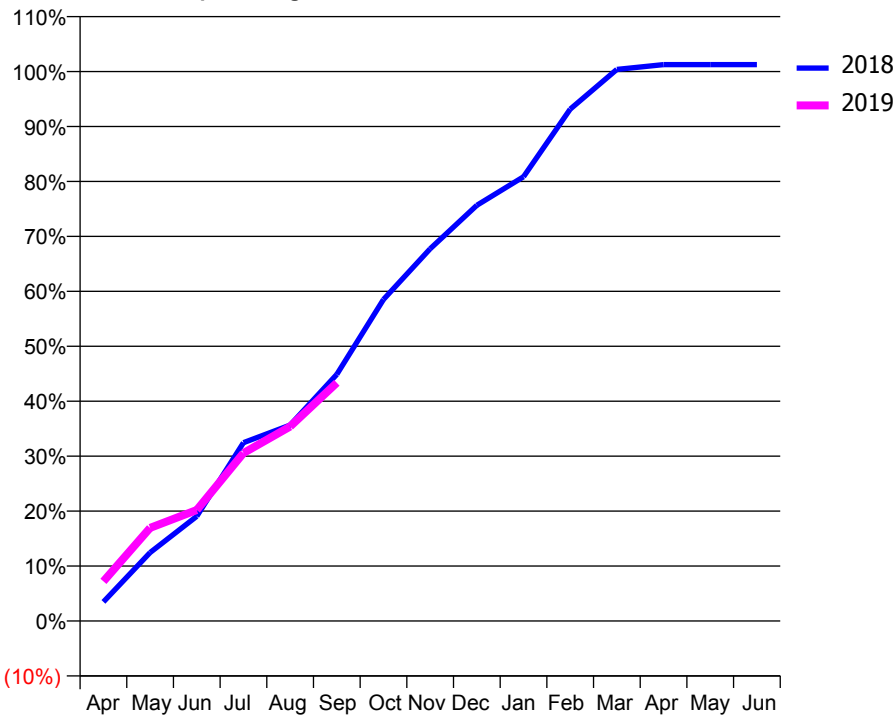
ACCESS*

Patients seen in 24 months	Total	Change since previous quarter
Quarter ending September 2017	1,389	
Quarter ending December 2017	1,385	→
Quarter ending March 2018	1,374	→
Quarter ending June 2018	1,351	↓
Quarter ending September 2018	1,296	↓
Variance since September 2017	(6.7%)	↓



ACTIVITY

Cumulative percentage of contracted UDA delivered 2018 & 2019



Month	Adjusted Scheduled Activity (UDA)	
	2018	2019
April	121	252
May	434	590
June	664	703
July	1,130	1,064
August	1,242	1,233
September	1,562	1,510
October	2,038	
November	2,359	
December	2,634	
January	2,815	
February	3,244	
March	3,496	
April	3,526	
May	3,526	
June	3,526	

QUALITY

	Quantity	Base Number	Contract	AT	Region	England
% of FP17s for the same patient ID Re-attending within 3 months - Children	12	178	6.7%	9.9%	11.5%	11.6%
% of FP17s for the same patient ID Re-attending within 3 months - Adults	44	448	9.8%	15.2%	16.5%	15.5%
% of FP17s for the same patient ID Re-attending between 3 & 9 months - Children	88	178	49.4%	48.8%	48.5%	58.8%
% of FP17s for the same patient ID Re-attending between 3 & 9 months - Adults	140	448	31.3%	38.8%	39.1%	51.1%
% of FP17s for Band 1 Urgent Courses	64	620	10.3%	10.1%	10.6%	9.0%
% of FP17s Relating to Free Repair or Replacements	3	620	0.5%	0.6%	0.5%	0.8%
% of FP17s Relating to Continuations	1	620	0.2%	0.8%	0.7%	0.9%
% of Patients satisfied with the dentistry they have received	1	1	N/A	91.6%	90.5%	93.3%
% of Patients satisfied with the time they had to wait for an appointment	1	1	N/A	87.5%	85.1%	88.9%

* This is based on patients treated on this contract for their most recent course of treatment. Figures in italics indicate the base number of FP17s or Patient Questionnaire responses are less than 100. N/A is shown where the base number of responses is less than 10 during the period. % is calculated as Quantity/Base number*100

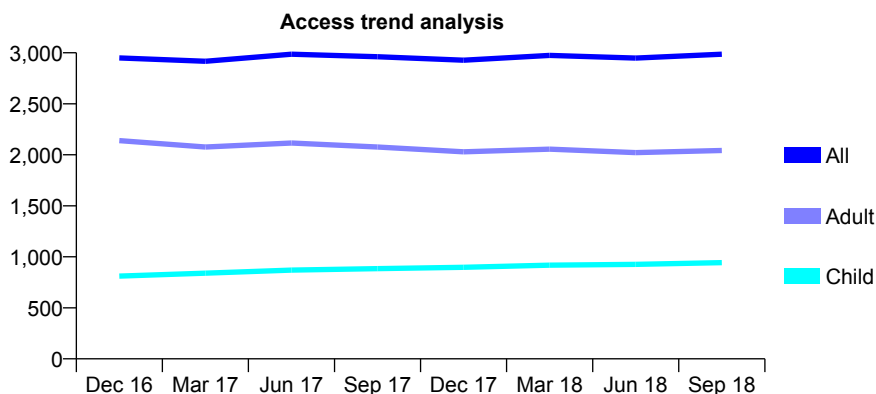
Q63 - Vital Signs At a Glance Contract Report for 753610/0003 - September 2018

Name or company name	MRS MC HASOON
Contract type name	GDS Contract
Purpose of contract	General
Contract start date	09/01/2013
Contract end date	

18/19 Contracted general activity (UDA)	7,224
Carry forward general activity (UDA)	-74
18/19 Contracted orthodontic activity (UOA)	0
Carry forward orthodontic activity (UOA)	0
Baseline contract value	£185,739.84

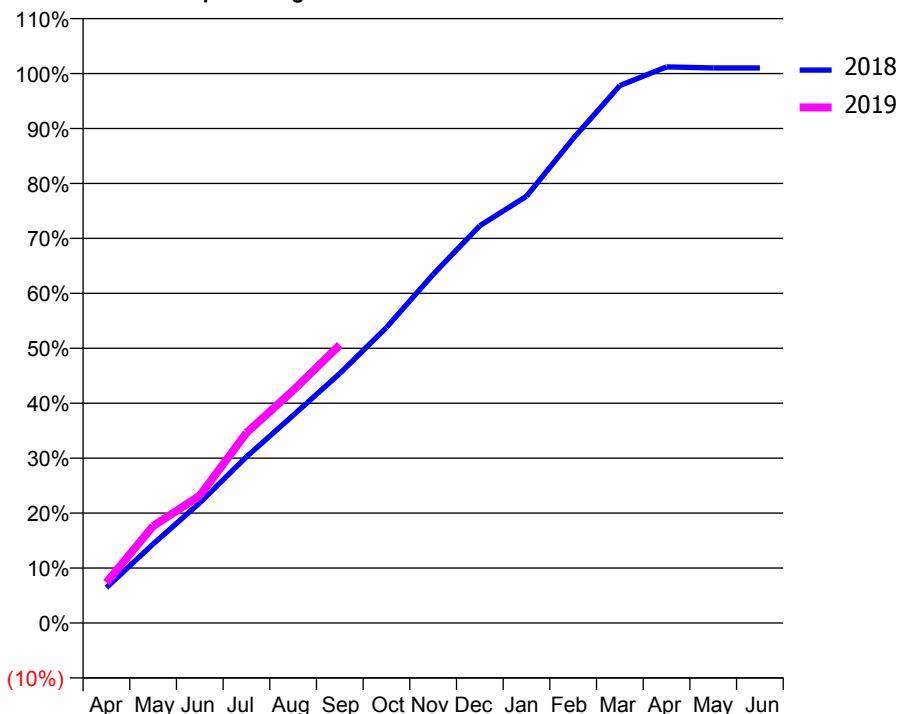
ACCESS*

Patients seen in 24 months	Total	Change since previous quarter
Quarter ending September 2017	2,961	
Quarter ending December 2017	2,927	↓
Quarter ending March 2018	2,974	→
Quarter ending June 2018	2,948	→
Quarter ending September 2018	2,986	→
Variance since September 2017	0.8%	→



ACTIVITY

Cumulative percentage of contracted UDA delivered 2018 & 2019



Adjusted Scheduled Activity (UDA)

Month	2018	2019
April	466	532
May	1,039	1,275
June	1,580	1,676
July	2,186	2,501
August	2,730	3,059
September	3,282	3,657
October	3,886	
November	4,584	
December	5,222	
January	5,610	
February	6,370	
March	7,066	
April	7,311	
May	7,298	
June	7,298	

QUALITY

	Quantity	Base Number	Contract	AT	Region	England
% of FP17s for the same patient ID Re-attending within 3 months - Children	28	551	5.1%	9.9%	11.5%	11.6%
% of FP17s for the same patient ID Re-attending within 3 months - Adults	131	1,058	12.4%	15.2%	16.5%	15.5%
% of FP17s for the same patient ID Re-attending between 3 & 9 months - Children	208	551	37.7%	48.8%	48.5%	58.8%
% of FP17s for the same patient ID Re-attending between 3 & 9 months - Adults	307	1,058	29.0%	38.8%	39.1%	51.1%
% of FP17s for Band 1 Urgent Courses	148	1,512	9.8%	10.1%	10.6%	9.0%
% of FP17s Relating to Free Repair or Replacements	8	1,512	0.5%	0.6%	0.5%	0.8%
% of FP17s Relating to Continuations	18	1,512	1.2%	0.8%	0.7%	0.9%
% of Patients satisfied with the dentistry they have received	1	1	N/A	91.6%	90.5%	93.3%
% of Patients satisfied with the time they had to wait for an appointment	1	1	N/A	87.5%	85.1%	88.9%

* This is based on patients treated on this contract for their most recent course of treatment. Figures in italics indicate the base number of FP17s or Patient Questionnaire responses are less than 100. N/A is shown where the base number of responses is less than 10 during the period. % is calculated as Quantity/Base number*100

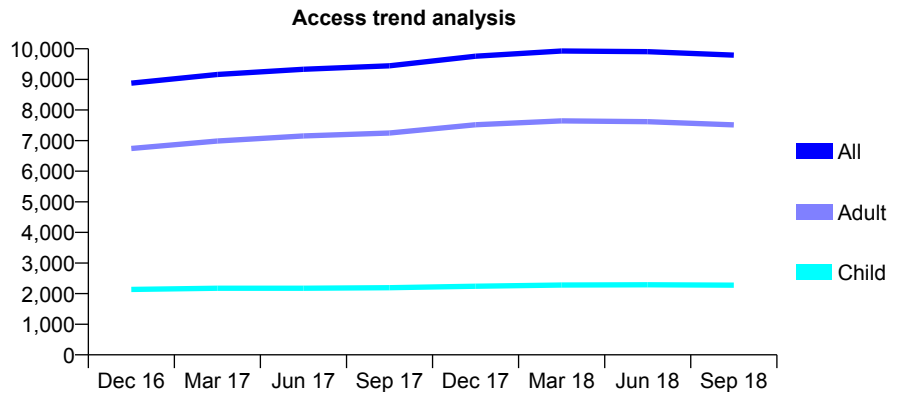
Q63 - Vital Signs At a Glance Contract Report for 762342/0001 - September 2018

Name or company name	MR D MOHAMMADI SOSHIK
Contract type name	GDS Contract
Purpose of contract	General
Contract start date	01/04/2006
Contract end date	

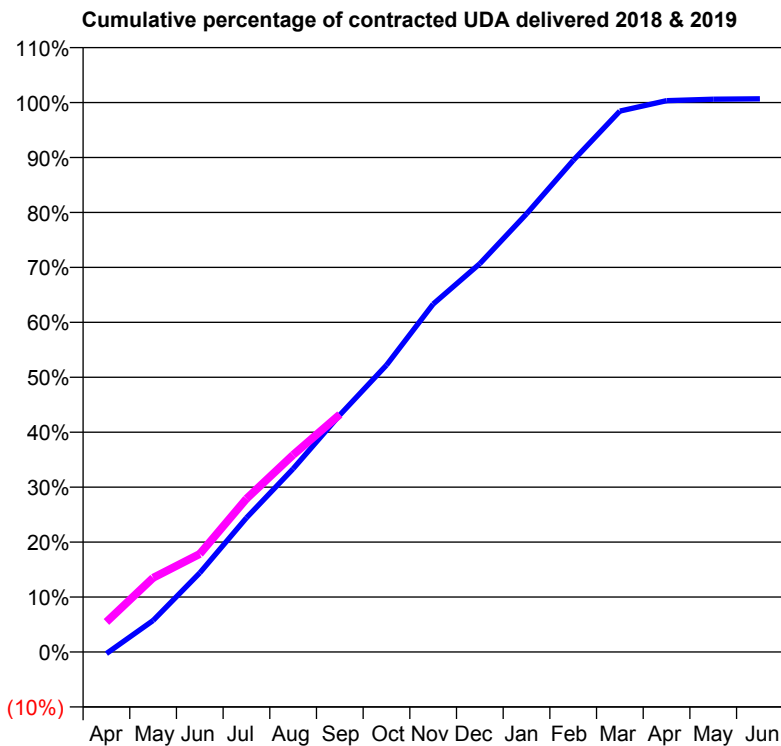
18/19 Contracted general activity (UDA)	32,064
Carry forward general activity (UDA)	-218
18/19 Contracted orthodontic activity (UOA)	0
Carry forward orthodontic activity (UOA)	0
Baseline contract value	£895,564.79

ACCESS*

Patients seen in 24 months	Total	Change since previous quarter
Quarter ending September 2017	9,445	
Quarter ending December 2017	9,760	↑
Quarter ending March 2018	9,927	→
Quarter ending June 2018	9,908	→
Quarter ending September 2018	9,792	↓
Variance since September 2017	3.7%	↑



ACTIVITY



Month	Adjusted Scheduled Activity (UDA)	
	2018	2019
April	-98	1,753
May	1,837	4,331
June	4,616	5,724
July	7,835	8,942
August	10,694	11,507
September	13,828	13,859
October	16,741	
November	20,303	
December	22,660	
January	25,561	
February	28,684	
March	31,562	
April	32,171	
May	32,252	
June	32,282	

QUALITY

	Quantity	Base Number	Contract	AT	Region	England
% of FP17s for the same patient ID Re-attending within 3 months - Children	158	1,428	11.1%	9.9%	11.5%	11.6%
% of FP17s for the same patient ID Re-attending within 3 months - Adults	776	3,915	19.8%	15.2%	16.5%	15.5%
% of FP17s for the same patient ID Re-attending between 3 & 9 months - Children	626	1,428	43.8%	48.8%	48.5%	58.8%
% of FP17s for the same patient ID Re-attending between 3 & 9 months - Adults	1,461	3,915	37.3%	38.8%	39.1%	51.1%
% of FP17s for Band 1 Urgent Courses	898	5,052	17.8%	10.1%	10.6%	9.0%
% of FP17s Relating to Free Repair or Replacements	37	5,052	0.7%	0.6%	0.5%	0.8%
% of FP17s Relating to Continuations	42	5,052	0.8%	0.8%	0.7%	0.9%
% of Patients satisfied with the dentistry they have received	5	5	N/A	91.6%	90.5%	93.3%
% of Patients satisfied with the time they had to wait for an appointment	4	5	N/A	87.5%	85.1%	88.9%

* This is based on patients treated on this contract for their most recent course of treatment. Figures in italics indicate the base number of FP17s or Patient Questionnaire responses are less than 100. N/A is shown where the base number of responses is less than 10 during the period. % is calculated as Quantity/Base number*100

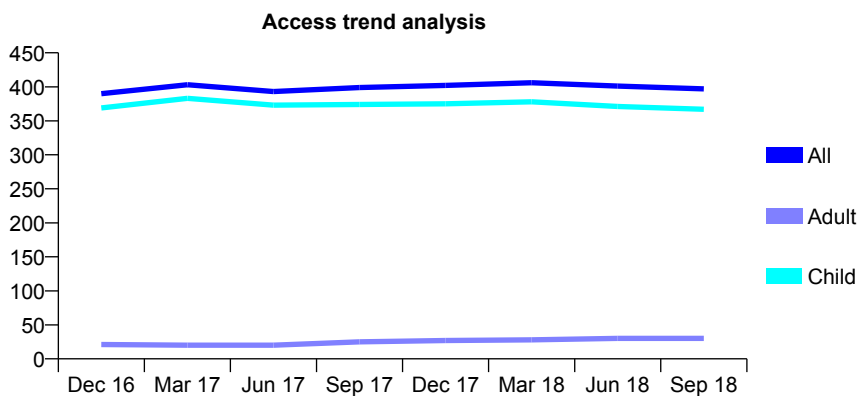
Q63 - Vital Signs At a Glance Contract Report for 764973/0001 - September 2018

Name or company name	MISS C PASE
Contract type name	GDS Contract
Purpose of contract	General
Contract start date	01/04/2006
Contract end date	

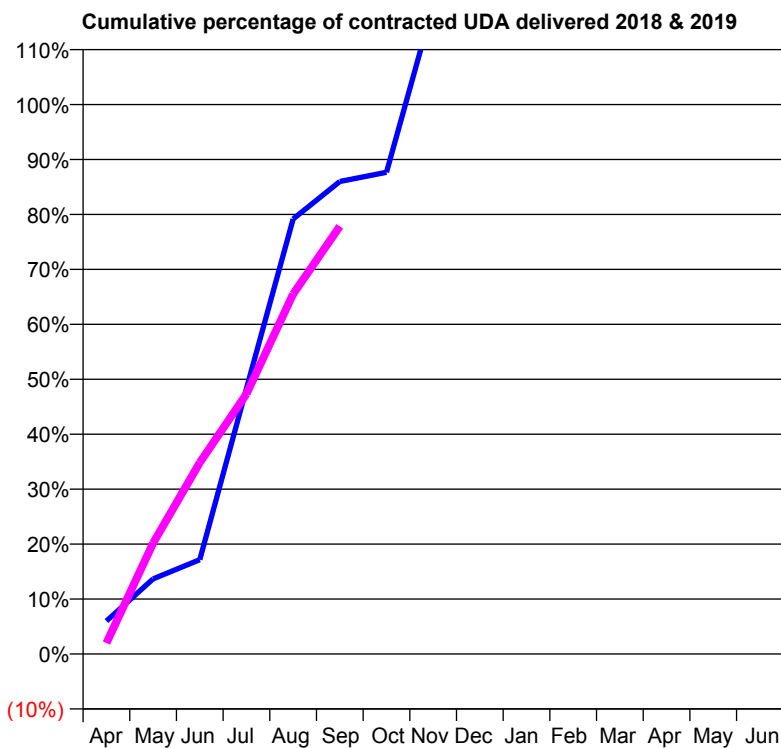
18/19 Contracted general activity (UDA)	600
Carry forward general activity (UDA)	-12
18/19 Contracted orthodontic activity (UOA)	0
Carry forward orthodontic activity (UOA)	0
Baseline contract value	£14,190.54

ACCESS*

Patients seen in 24 months	Total	Change since previous quarter
Quarter ending September 2017	399	
Quarter ending December 2017	402	→
Quarter ending March 2018	406	→
Quarter ending June 2018	401	↓
Quarter ending September 2018	397	→
Variance since September 2017	(0.5%)	→



ACTIVITY



Month	Adjusted Scheduled Activity (UDA)	
	2018	2019
April	36	12
May	82	121
June	103	209
July	290	284
August	475	393
September	516	467
October	526	
November	708	
December	739	
January	857	
February	857	
March	1,023	
April	1,102	
May	1,102	
June	1,102	

QUALITY

	Quantity	Base Number	Contract	AT	Region	England
% of FP17s for the same patient ID Re-attending within 3 months - Children	6	207	2.9%	9.9%	11.5%	11.6%
% of FP17s for the same patient ID Re-attending within 3 months - Adults	1	10	10.0%	15.2%	16.5%	15.5%
% of FP17s for the same patient ID Re-attending between 3 & 9 months - Children	91	207	44.0%	48.8%	48.5%	58.8%
% of FP17s for the same patient ID Re-attending between 3 & 9 months - Adults	7	10	70.0%	38.8%	39.1%	51.1%
% of FP17s for Band 1 Urgent Courses	0	185	0.0%	10.1%	10.6%	9.0%
% of FP17s Relating to Free Repair or Replacements	0	185	0.0%	0.6%	0.5%	0.8%
% of FP17s Relating to Continuations	0	185	0.0%	0.8%	0.7%	0.9%
% of Patients satisfied with the dentistry they have received	0	0	N/A	91.6%	90.5%	93.3%
% of Patients satisfied with the time they had to wait for an appointment	0	0	N/A	87.5%	85.1%	88.9%

* This is based on patients treated on this contract for their most recent course of treatment. Figures in italics indicate the base number of FP17s or Patient Questionnaire responses are less than 100. N/A is shown where the base number of responses is less than 10 during the period. % is calculated as Quantity/Base number*100

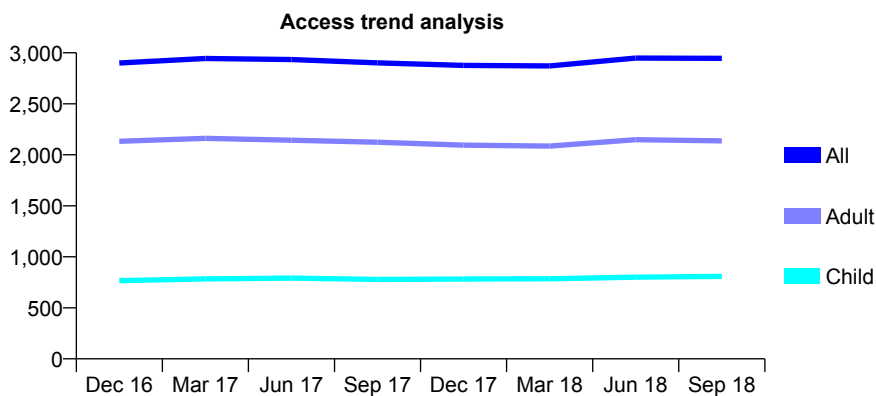
Q63 - Vital Signs At a Glance Contract Report for 766038/0002 - September 2018

Name or company name	MR VO AKINSOLA
Contract type name	GDS Contract
Purpose of contract	General
Contract start date	01/04/2006
Contract end date	

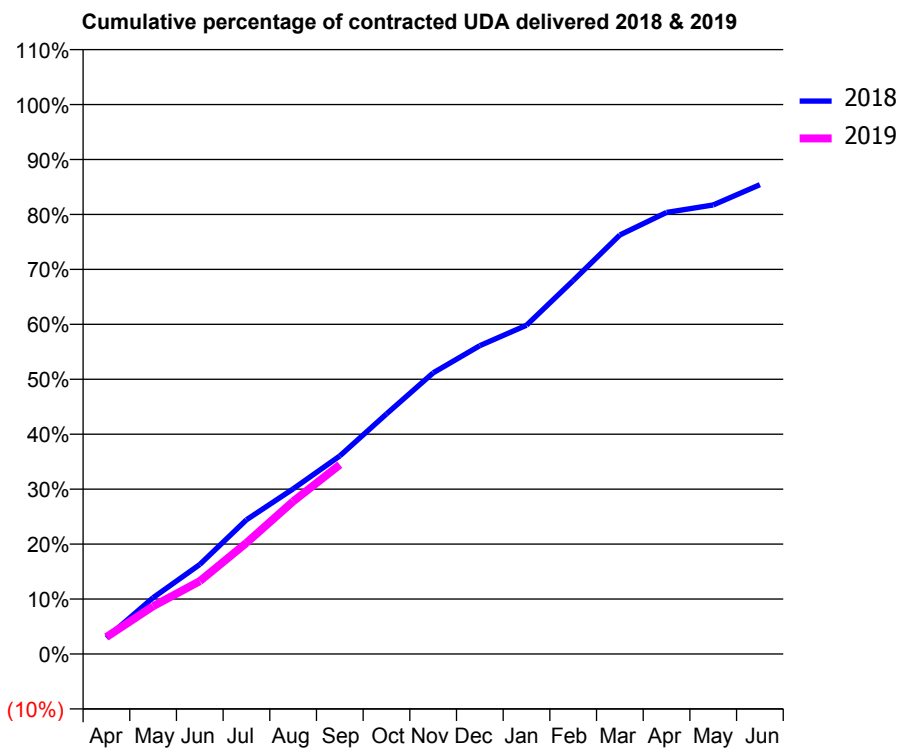
18/19 Contracted general activity (UDA)	12,000
Carry forward general activity (UDA)	0
18/19 Contracted orthodontic activity (UOA)	0
Carry forward orthodontic activity (UOA)	0
Baseline contract value	£382,628.74

ACCESS*

Patients seen in 24 months	Total	Change since previous quarter
Quarter ending September 2017	2,901	
Quarter ending December 2017	2,877	→
Quarter ending March 2018	2,871	→
Quarter ending June 2018	2,948	↑
Quarter ending September 2018	2,946	→
Variance since September 2017	1.6%	→



ACTIVITY



Adjusted Scheduled Activity (UDA)		
Month	2018	2019
April	350	370
May	1,230	1,044
June	1,956	1,592
July	2,932	2,426
August	3,607	3,333
September	4,327	4,134
October	5,244	
November	6,140	
December	6,733	
January	7,181	
February	8,156	
March	9,152	
April	9,642	
May	9,806	
June	10,248	

QUALITY

	Quantity	Base Number	Contract	AT	Region	England
% of FP17s for the same patient ID Re-attending within 3 months - Children	24	441	5.4%	9.9%	11.5%	11.6%
% of FP17s for the same patient ID Re-attending within 3 months - Adults	135	1,003	13.5%	15.2%	16.5%	15.5%
% of FP17s for the same patient ID Re-attending between 3 & 9 months - Children	101	441	22.9%	48.8%	48.5%	58.8%
% of FP17s for the same patient ID Re-attending between 3 & 9 months - Adults	239	1,003	23.8%	38.8%	39.1%	51.1%
% of FP17s for Band 1 Urgent Courses	149	1,253	11.9%	10.1%	10.6%	9.0%
% of FP17s Relating to Free Repair or Replacements	11	1,253	0.9%	0.6%	0.5%	0.8%
% of FP17s Relating to Continuations	0	1,253	0.0%	0.8%	0.7%	0.9%
% of Patients satisfied with the dentistry they have received	1	1	N/A	91.6%	90.5%	93.3%
% of Patients satisfied with the time they had to wait for an appointment	1	1	N/A	87.5%	85.1%	88.9%

* This is based on patients treated on this contract for their most recent course of treatment. Figures in italics indicate the base number of FP17s or Patient Questionnaire responses are less than 100. N/A is shown where the base number of responses is less than 10 during the period. % is calculated as Quantity/Base number*100

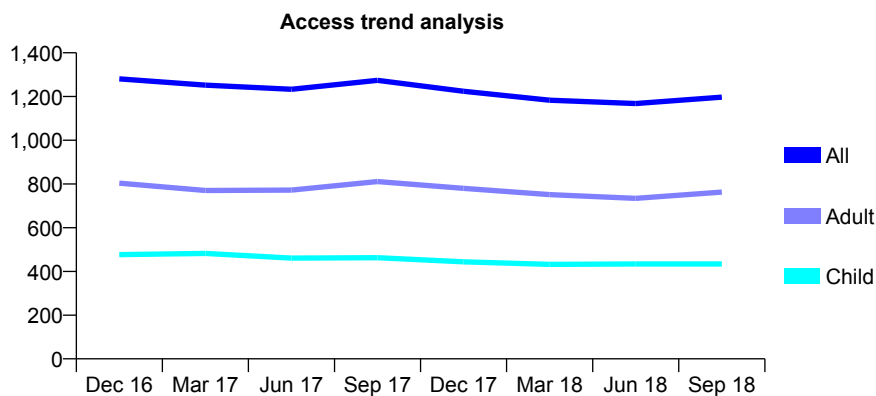
Q63 - Vital Signs At a Glance Contract Report for 766089/0001 - September 2018

Name or company name	MS G MOBAYEN
Contract type name	GDS Contract
Purpose of contract	General
Contract start date	01/04/2006
Contract end date	

18/19 Contracted general activity (UDA)	7,689
Carry forward general activity (UDA)	0
18/19 Contracted orthodontic activity (UOA)	0
Carry forward orthodontic activity (UOA)	0
Baseline contract value	£223,799.90

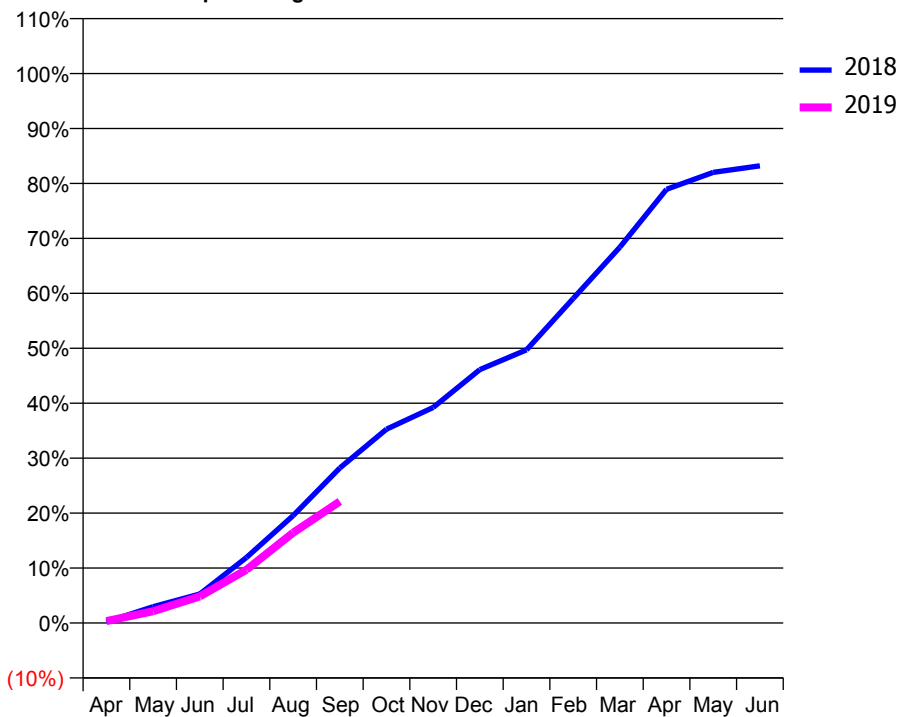
ACCESS*

Patients seen in 24 months	Total	Change since previous quarter
Quarter ending September 2017	1,274	
Quarter ending December 2017	1,224	↓
Quarter ending March 2018	1,183	↓
Quarter ending June 2018	1,168	↓
Quarter ending September 2018	1,197	↑
Variance since September 2017	(6.0%)	↓



ACTIVITY

Cumulative percentage of contracted UDA delivered 2018 & 2019



Month	Adjusted Scheduled Activity (UDA)	
	2018	2019
April	16	27
May	229	166
June	406	372
July	917	745
August	1,503	1,264
September	2,169	1,700
October	2,711	
November	3,016	
December	3,546	
January	3,823	
February	4,540	
March	5,259	
April	6,069	
May	6,305	
June	6,397	

QUALITY

	Quantity	Base Number	Contract	AT	Region	England
% of FP17s for the same patient ID Re-attending within 3 months - Children	13	203	6.4%	9.9%	11.5%	11.6%
% of FP17s for the same patient ID Re-attending within 3 months - Adults	34	268	12.7%	15.2%	16.5%	15.5%
% of FP17s for the same patient ID Re-attending between 3 & 9 months - Children	51	203	25.1%	48.8%	48.5%	58.8%
% of FP17s for the same patient ID Re-attending between 3 & 9 months - Adults	45	268	16.8%	38.8%	39.1%	51.1%
% of FP17s for Band 1 Urgent Courses	42	313	13.4%	10.1%	10.6%	9.0%
% of FP17s Relating to Free Repair or Replacements	0	313	0.0%	0.6%	0.5%	0.8%
% of FP17s Relating to Continuations	3	313	1.0%	0.8%	0.7%	0.9%
% of Patients satisfied with the dentistry they have received	2	2	N/A	91.6%	90.5%	93.3%
% of Patients satisfied with the time they had to wait for an appointment	1	2	N/A	87.5%	85.1%	88.9%

* This is based on patients treated on this contract for their most recent course of treatment. Figures in italics indicate the base number of FP17s or Patient Questionnaire responses are less than 100. N/A is shown where the base number of responses is less than 10 during the period. % is calculated as Quantity/Base number*100

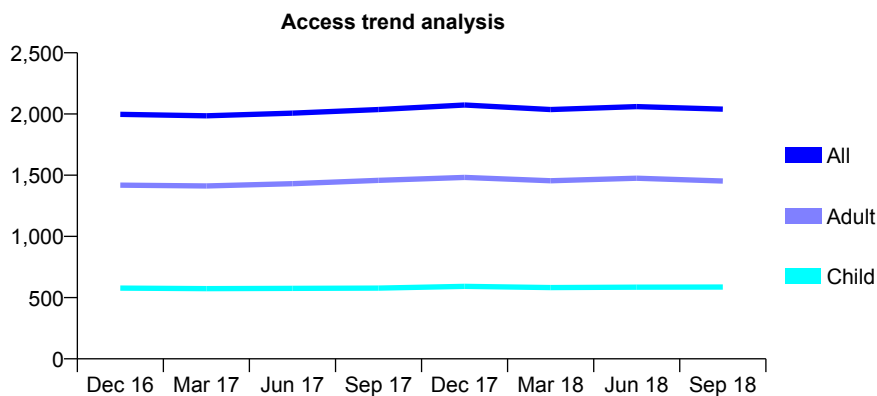
Q63 - Vital Signs At a Glance Contract Report for 766801/0001 - September 2018

Name or company name	MR D KOWLESSAR
Contract type name	GDS Contract
Purpose of contract	General
Contract start date	01/04/2006
Contract end date	

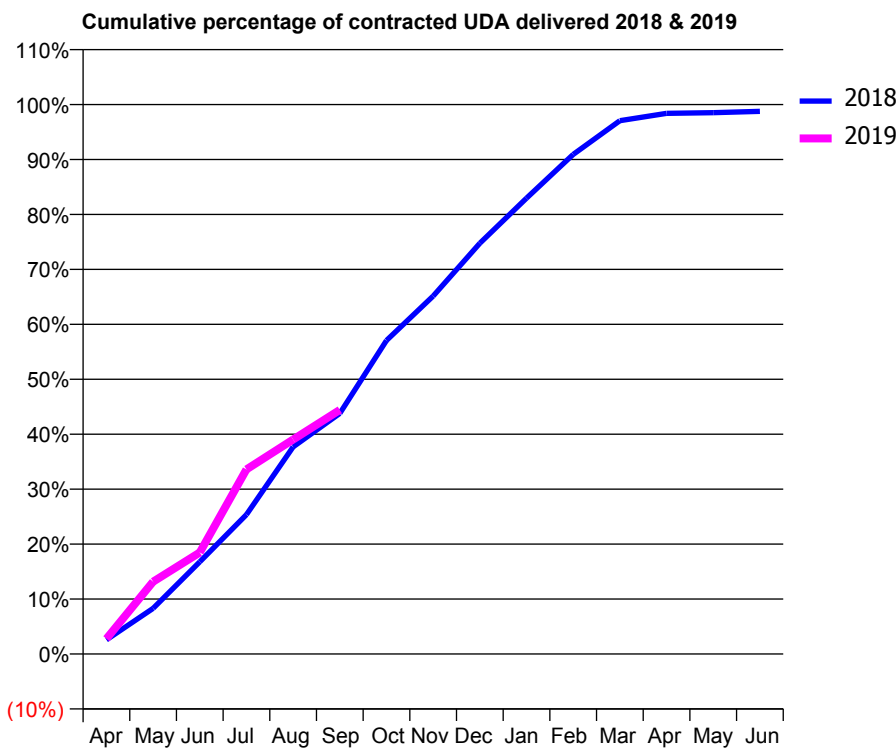
18/19 Contracted general activity (UDA)	7,250
Carry forward general activity (UDA)	90
18/19 Contracted orthodontic activity (UOA)	0
Carry forward orthodontic activity (UOA)	0
Baseline contract value	£195,351.71

ACCESS*

Patients seen in 24 months	Total	Change since previous quarter
Quarter ending September 2017	2,036	
Quarter ending December 2017	2,074	→
Quarter ending March 2018	2,037	↓
Quarter ending June 2018	2,060	→
Quarter ending September 2018	2,040	→
Variance since September 2017	0.2%	→



ACTIVITY



Month	Adjusted Scheduled Activity (UDA)	
	2018	2019
April	188	201
May	602	955
June	1,217	1,341
July	1,839	2,436
August	2,733	2,830
September	3,175	3,220
October	4,137	
November	4,723	
December	5,420	
January	6,014	
February	6,592	
March	7,037	
April	7,134	
May	7,142	
June	7,160	

QUALITY

	Quantity	Base Number	Contract	AT	Region	England
% of FP17s for the same patient ID Re-attending within 3 months - Children	30	406	7.4%	9.9%	11.5%	11.6%
% of FP17s for the same patient ID Re-attending within 3 months - Adults	93	699	13.3%	15.2%	16.5%	15.5%
% of FP17s for the same patient ID Re-attending between 3 & 9 months - Children	233	406	57.4%	48.8%	48.5%	58.8%
% of FP17s for the same patient ID Re-attending between 3 & 9 months - Adults	265	699	37.9%	38.8%	39.1%	51.1%
% of FP17s for Band 1 Urgent Courses	100	1,055	9.5%	10.1%	10.6%	9.0%
% of FP17s Relating to Free Repair or Replacements	9	1,055	0.9%	0.6%	0.5%	0.8%
% of FP17s Relating to Continuations	3	1,055	0.3%	0.8%	0.7%	0.9%
% of Patients satisfied with the dentistry they have received	0	0	N/A	91.6%	90.5%	93.3%
% of Patients satisfied with the time they had to wait for an appointment	0	0	N/A	87.5%	85.1%	88.9%

* This is based on patients treated on this contract for their most recent course of treatment. Figures in italics indicate the base number of FP17s or Patient Questionnaire responses are less than 100. N/A is shown where the base number of responses is less than 10 during the period. % is calculated as Quantity/Base number*100

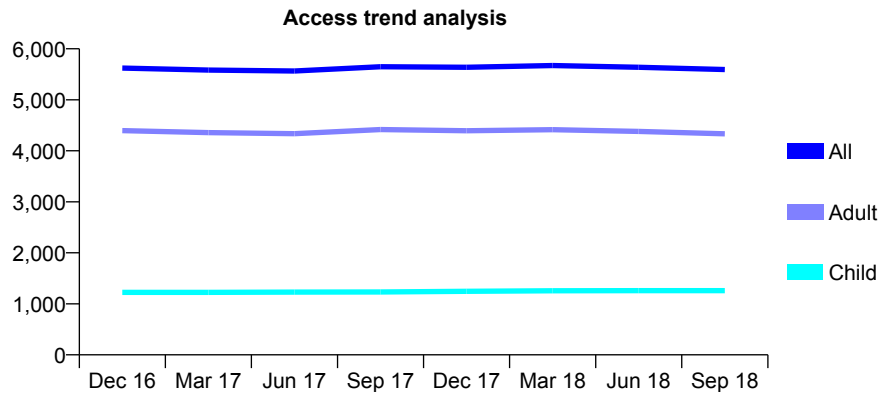
Q63 - Vital Signs At a Glance Contract Report for 767298/0001 - September 2018

Name or company name	MISS H KHAK-SERESHT
Contract type name	GDS Contract
Purpose of contract	General
Contract start date	01/04/2006
Contract end date	

18/19 Contracted general activity (UDA)	19,500
Carry forward general activity (UDA)	0
18/19 Contracted orthodontic activity (UOA)	0
Carry forward orthodontic activity (UOA)	0
Baseline contract value	£588,826.06

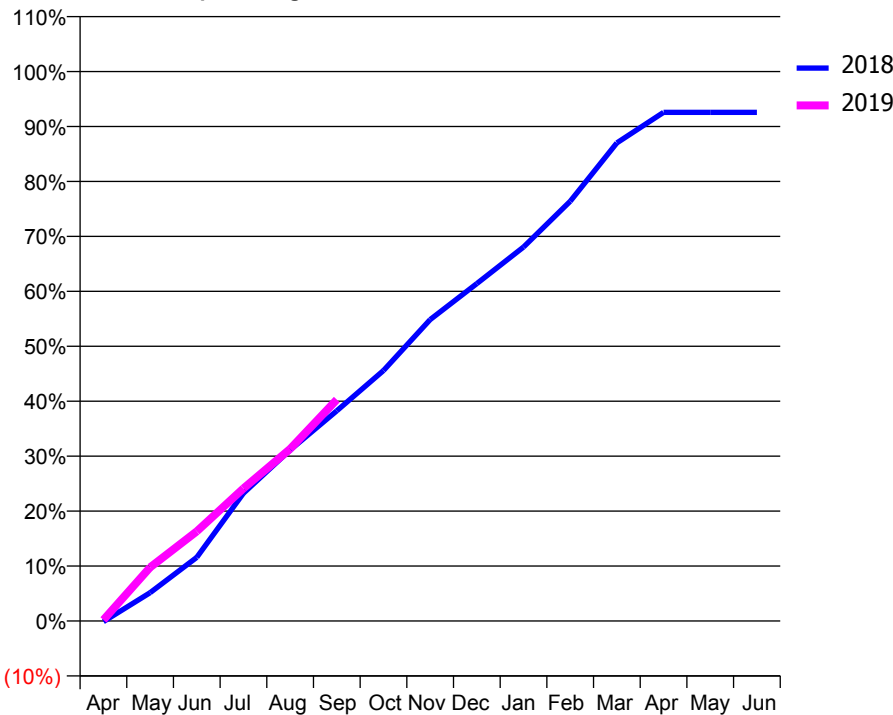
ACCESS*

Patients seen in 24 months	Total	Change since previous quarter
Quarter ending September 2017	5,648	
Quarter ending December 2017	5,638	→
Quarter ending March 2018	5,671	→
Quarter ending June 2018	5,638	→
Quarter ending September 2018	5,593	→
Variance since September 2017	(1.0%)	→



ACTIVITY

Cumulative percentage of contracted UDA delivered 2018 & 2019



Month	Adjusted Scheduled Activity (UDA)	
	2018	2019
April	-28	41
May	1,005	1,903
June	2,257	3,180
July	4,535	4,704
August	6,067	6,106
September	7,460	7,857
October	8,888	
November	10,696	
December	11,972	
January	13,270	
February	14,895	
March	16,968	
April	18,052	
May	18,052	
June	18,052	

QUALITY

	Quantity	Base Number	Contract	AT	Region	England
% of FP17s for the same patient ID Re-attending within 3 months - Children	31	695	4.5%	9.9%	11.5%	11.6%
% of FP17s for the same patient ID Re-attending within 3 months - Adults	207	1,997	10.4%	15.2%	16.5%	15.5%
% of FP17s for the same patient ID Re-attending between 3 & 9 months - Children	269	695	38.7%	48.8%	48.5%	58.8%
% of FP17s for the same patient ID Re-attending between 3 & 9 months - Adults	648	1,997	32.4%	38.8%	39.1%	51.1%
% of FP17s for Band 1 Urgent Courses	225	2,472	9.1%	10.1%	10.6%	9.0%
% of FP17s Relating to Free Repair or Replacements	32	2,472	1.3%	0.6%	0.5%	0.8%
% of FP17s Relating to Continuations	28	2,472	1.1%	0.8%	0.7%	0.9%
% of Patients satisfied with the dentistry they have received	0	0	N/A	91.6%	90.5%	93.3%
% of Patients satisfied with the time they had to wait for an appointment	0	0	N/A	87.5%	85.1%	88.9%

* This is based on patients treated on this contract for their most recent course of treatment. Figures in italics indicate the base number of FP17s or Patient Questionnaire responses are less than 100. N/A is shown where the base number of responses is less than 10 during the period. % is calculated as Quantity/Base number*100

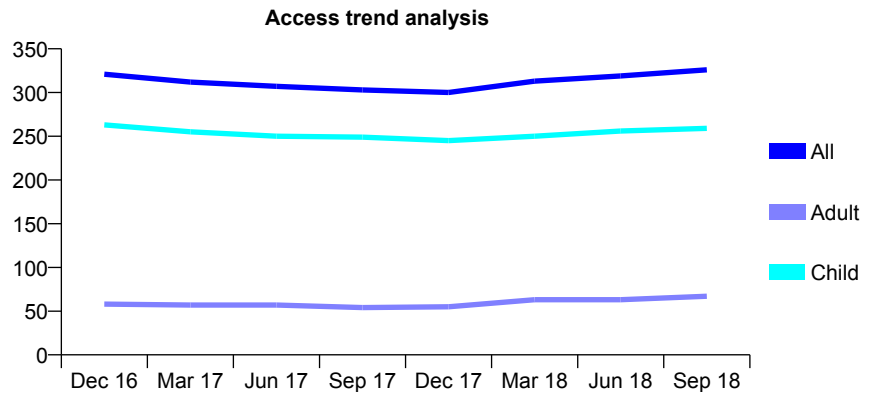
Q63 - Vital Signs At a Glance Contract Report for 771716/0001 - September 2018

Name or company name	MR JM METCALF
Contract type name	GDS Contract
Purpose of contract	General
Contract start date	01/04/2006
Contract end date	

18/19 Contracted general activity (UDA)	1,031
Carry forward general activity (UDA)	0
18/19 Contracted orthodontic activity (UOA)	0
Carry forward orthodontic activity (UOA)	0
Baseline contract value	£28,437.44

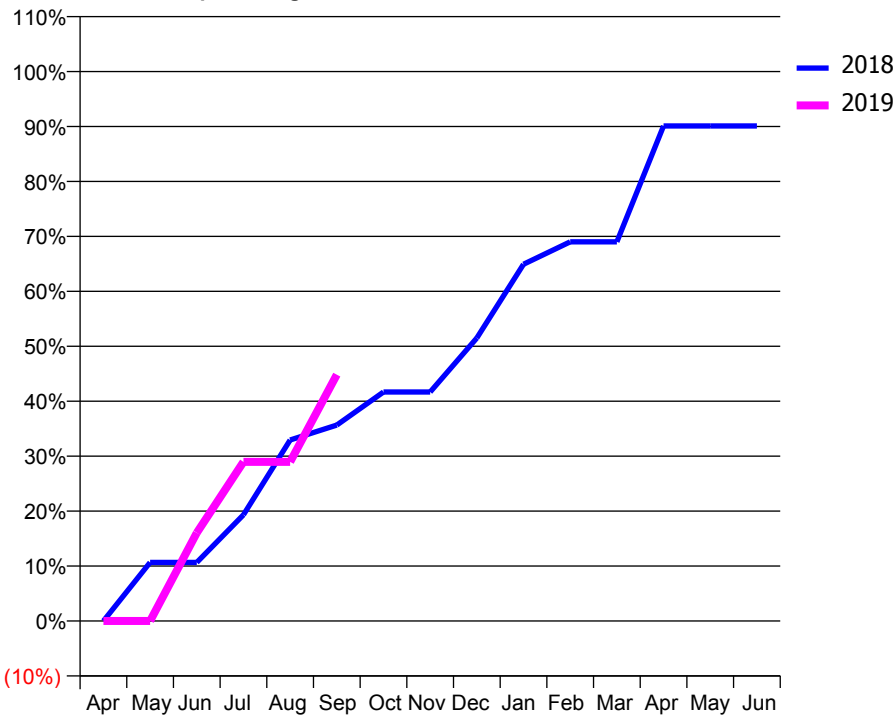
ACCESS*

Patients seen in 24 months	Total	Change since previous quarter
Quarter ending September 2017	303	
Quarter ending December 2017	300	→
Quarter ending March 2018	313	↑
Quarter ending June 2018	319	→
Quarter ending September 2018	326	↑
Variance since September 2017	7.6%	↑



ACTIVITY

Cumulative percentage of contracted UDA delivered 2018 & 2019



Month	Adjusted Scheduled Activity (UDA)	
	2018	2019
April	0	0
May	110	0
June	110	165
July	199	299
August	340	299
September	368	462
October	430	
November	430	
December	531	
January	669	
February	711	
March	711	
April	929	
May	929	
June	929	

QUALITY

	Quantity	Base Number	Contract	AT	Region	England
% of FP17s for the same patient ID Re-attending within 3 months - Children	10	204	4.9%	9.9%	11.5%	11.6%
% of FP17s for the same patient ID Re-attending within 3 months - Adults	5	43	11.6%	15.2%	16.5%	15.5%
% of FP17s for the same patient ID Re-attending between 3 & 9 months - Children	104	204	51.0%	48.8%	48.5%	58.8%
% of FP17s for the same patient ID Re-attending between 3 & 9 months - Adults	17	43	39.5%	38.8%	39.1%	51.1%
% of FP17s for Band 1 Urgent Courses	6	183	3.3%	10.1%	10.6%	9.0%
% of FP17s Relating to Free Repair or Replacements	0	183	0.0%	0.6%	0.5%	0.8%
% of FP17s Relating to Continuations	2	183	1.1%	0.8%	0.7%	0.9%
% of Patients satisfied with the dentistry they have received	0	0	N/A	91.6%	90.5%	93.3%
% of Patients satisfied with the time they had to wait for an appointment	0	0	N/A	87.5%	85.1%	88.9%

* This is based on patients treated on this contract for their most recent course of treatment. Figures in italics indicate the base number of FP17s or Patient Questionnaire responses are less than 100. N/A is shown where the base number of responses is less than 10 during the period. % is calculated as Quantity/Base number*100

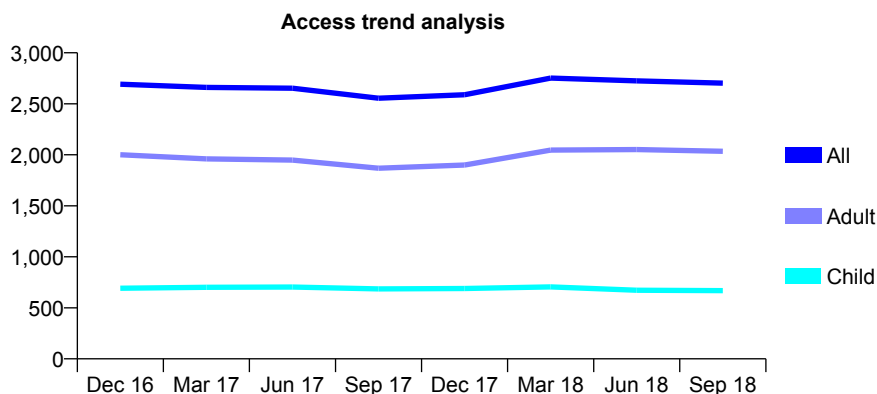
Q63 - Vital Signs At a Glance Contract Report for 771996/0003 - September 2018

Name or company name	MR H RAZBAN
Contract type name	GDS Contract
Purpose of contract	General
Contract start date	01/05/2013
Contract end date	

18/19 Contracted general activity (UDA)	6,700
Carry forward general activity (UDA)	1
18/19 Contracted orthodontic activity (UOA)	0
Carry forward orthodontic activity (UOA)	0
Baseline contract value	£160,744.41

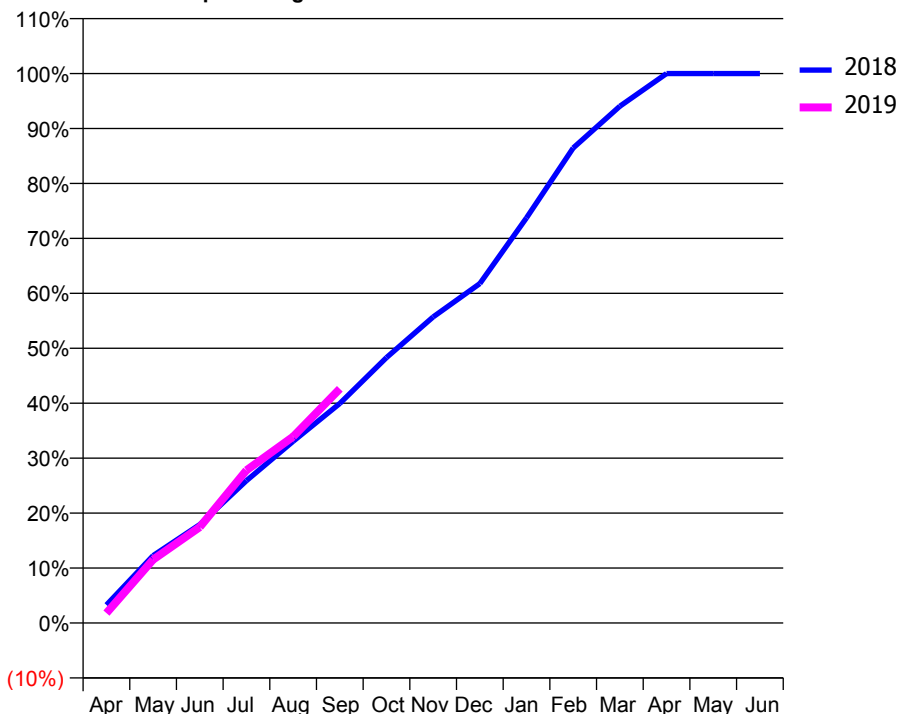
ACCESS*

Patients seen in 24 months	Total	Change since previous quarter
Quarter ending September 2017	2,555	
Quarter ending December 2017	2,589	→
Quarter ending March 2018	2,752	↑
Quarter ending June 2018	2,725	→
Quarter ending September 2018	2,703	→
Variance since September 2017	5.8%	↑



ACTIVITY

Cumulative percentage of contracted UDA delivered 2018 & 2019



Month	Adjusted Scheduled Activity (UDA)	
	2018	2019
April	220	121
May	822	773
June	1,201	1,169
July	1,736	1,863
August	2,216	2,272
September	2,677	2,856
October	3,237	
November	3,732	
December	4,139	
January	4,941	
February	5,793	
March	6,302	
April	6,700	
May	6,699	
June	6,699	

QUALITY

	Quantity	Base Number	Contract	AT	Region	England
% of FP17s for the same patient ID Re-attending within 3 months - Children	4	319	1.3%	9.9%	11.5%	11.6%
% of FP17s for the same patient ID Re-attending within 3 months - Adults	25	872	2.9%	15.2%	16.5%	15.5%
% of FP17s for the same patient ID Re-attending between 3 & 9 months - Children	132	319	41.4%	48.8%	48.5%	58.8%
% of FP17s for the same patient ID Re-attending between 3 & 9 months - Adults	261	872	29.9%	38.8%	39.1%	51.1%
% of FP17s for Band 1 Urgent Courses	53	1,096	4.8%	10.1%	10.6%	9.0%
% of FP17s Relating to Free Repair or Replacements	2	1,096	0.2%	0.6%	0.5%	0.8%
% of FP17s Relating to Continuations	1	1,096	0.1%	0.8%	0.7%	0.9%
% of Patients satisfied with the dentistry they have received	1	1	N/A	91.6%	90.5%	93.3%
% of Patients satisfied with the time they had to wait for an appointment	1	1	N/A	87.5%	85.1%	88.9%

* This is based on patients treated on this contract for their most recent course of treatment. Figures in italics indicate the base number of FP17s or Patient Questionnaire responses are less than 100. N/A is shown where the base number of responses is less than 10 during the period. % is calculated as Quantity/Base number*100

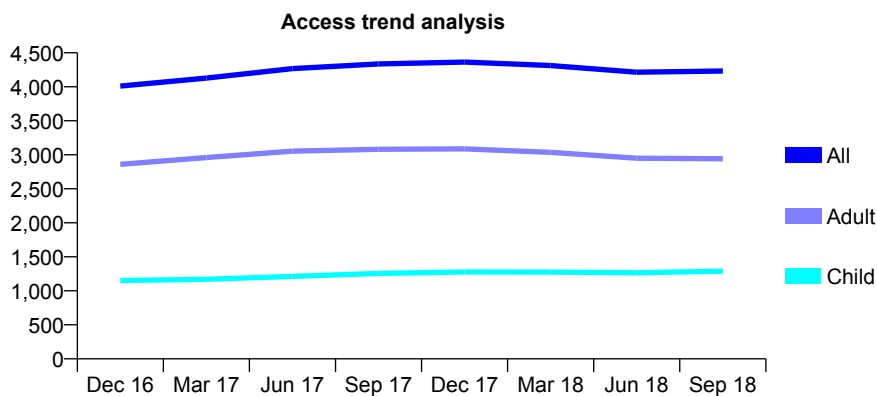
Q63 - Vital Signs At a Glance Contract Report for 772046/0001 - September 2018

Name or company name	MR A PATEL
Contract type name	GDS Contract
Purpose of contract	General
Contract start date	01/03/2015
Contract end date	

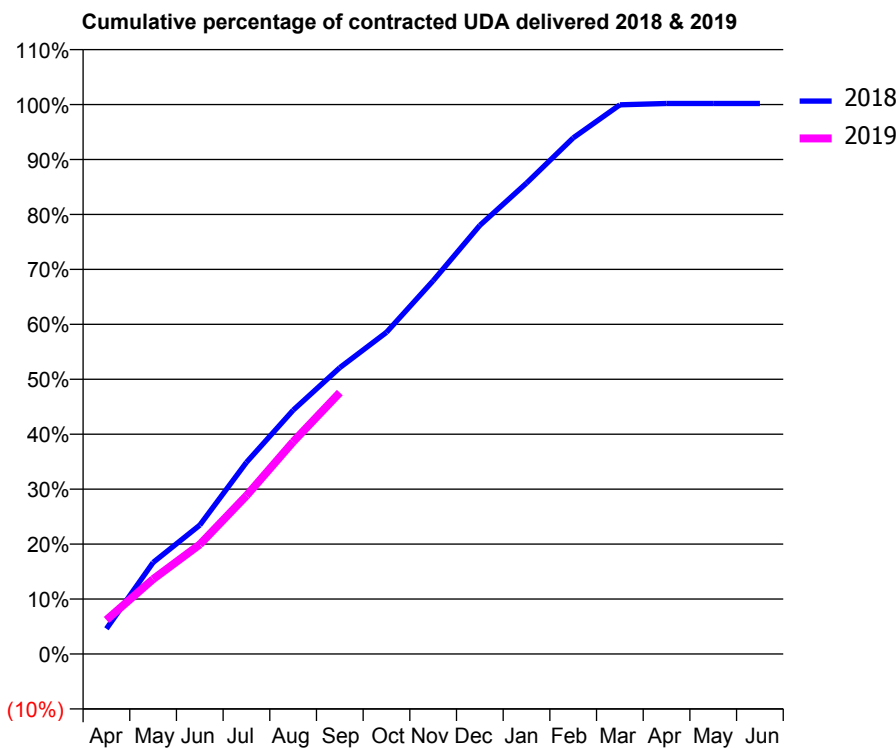
18/19 Contracted general activity (UDA)	8,500
Carry forward general activity (UDA)	-16
18/19 Contracted orthodontic activity (UOA)	0
Carry forward orthodontic activity (UOA)	0
Baseline contract value	£225,492.55

ACCESS*

Patients seen in 24 months	Total	Change since previous quarter
Quarter ending September 2017	4,337	
Quarter ending December 2017	4,364	→
Quarter ending March 2018	4,313	↓
Quarter ending June 2018	4,215	↓
Quarter ending September 2018	4,232	→
Variance since September 2017	(2.4%)	↓



ACTIVITY



Month	Adjusted Scheduled Activity (UDA)	
	2018	2019
April	392	527
May	1,417	1,158
June	1,993	1,694
July	2,966	2,450
August	3,771	3,284
September	4,429	4,045
October	4,977	
November	5,775	
December	6,631	
January	7,285	
February	7,984	
March	8,496	
April	8,516	
May	8,516	
June	8,516	

QUALITY

	Quantity	Base Number	Contract	AT	Region	England
% of FP17s for the same patient ID Re-attending within 3 months - Children	52	866	6.0%	9.9%	11.5%	11.6%
% of FP17s for the same patient ID Re-attending within 3 months - Adults	236	1,662	14.2%	15.2%	16.5%	15.5%
% of FP17s for the same patient ID Re-attending between 3 & 9 months - Children	470	866	54.3%	48.8%	48.5%	58.8%
% of FP17s for the same patient ID Re-attending between 3 & 9 months - Adults	675	1,662	40.6%	38.8%	39.1%	51.1%
% of FP17s for Band 1 Urgent Courses	379	2,514	15.1%	10.1%	10.6%	9.0%
% of FP17s Relating to Free Repair or Replacements	9	2,514	0.4%	0.6%	0.5%	0.8%
% of FP17s Relating to Continuations	23	2,514	0.9%	0.8%	0.7%	0.9%
% of Patients satisfied with the dentistry they have received	1	2	N/A	91.6%	90.5%	93.3%
% of Patients satisfied with the time they had to wait for an appointment	2	2	N/A	87.5%	85.1%	88.9%

* This is based on patients treated on this contract for their most recent course of treatment. Figures in italics indicate the base number of FP17s or Patient Questionnaire responses are less than 100. N/A is shown where the base number of responses is less than 10 during the period. % is calculated as Quantity/Base number*100

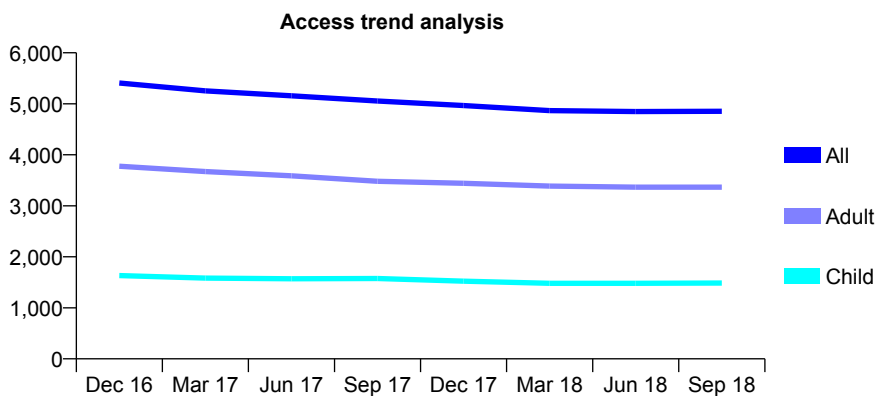
Q63 - Vital Signs At a Glance Contract Report for 772283/0001 - September 2018

Name or company name	Figges Marsh Dental Practice
Contract type name	GDS Contract
Purpose of contract	General
Contract start date	01/04/2006
Contract end date	

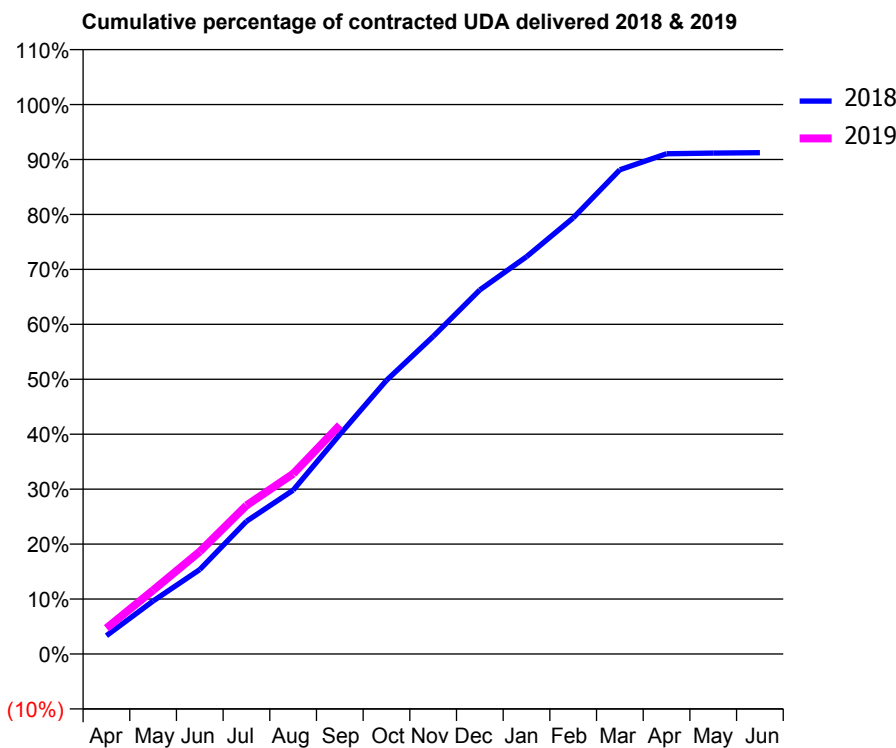
18/19 Contracted general activity (UDA)	17,000
Carry forward general activity (UDA)	0
18/19 Contracted orthodontic activity (UOA)	0
Carry forward orthodontic activity (UOA)	0
Baseline contract value	£432,434.07

ACCESS*

Patients seen in 24 months	Total	Change since previous quarter
Quarter ending September 2017	5,055	
Quarter ending December 2017	4,965	↓
Quarter ending March 2018	4,866	↓
Quarter ending June 2018	4,848	→
Quarter ending September 2018	4,854	→
Variance since September 2017	(4.0%)	↓



ACTIVITY



Month	Adjusted Scheduled Activity (UDA)	
	2018	2019
April	567	798
May	1,641	1,974
June	2,615	3,172
July	4,108	4,600
August	5,068	5,577
September	6,794	7,082
October	8,466	
November	9,825	
December	11,263	
January	12,290	
February	13,491	
March	14,982	
April	15,476	
May	15,496	
June	15,509	

QUALITY

	Quantity	Base Number	Contract	AT	Region	England
% of FP17s for the same patient ID Re-attending within 3 months - Children	59	902	6.5%	9.9%	11.5%	11.6%
% of FP17s for the same patient ID Re-attending within 3 months - Adults	285	1,796	15.9%	15.2%	16.5%	15.5%
% of FP17s for the same patient ID Re-attending between 3 & 9 months - Children	438	902	48.6%	48.8%	48.5%	58.8%
% of FP17s for the same patient ID Re-attending between 3 & 9 months - Adults	572	1,796	31.8%	38.8%	39.1%	51.1%
% of FP17s for Band 1 Urgent Courses	362	2,498	14.5%	10.1%	10.6%	9.0%
% of FP17s Relating to Free Repair or Replacements	6	2,498	0.2%	0.6%	0.5%	0.8%
% of FP17s Relating to Continuations	9	2,498	0.4%	0.8%	0.7%	0.9%
% of Patients satisfied with the dentistry they have received	1	1	N/A	91.6%	90.5%	93.3%
% of Patients satisfied with the time they had to wait for an appointment	1	1	N/A	87.5%	85.1%	88.9%

* This is based on patients treated on this contract for their most recent course of treatment. Figures in italics indicate the base number of FP17s or Patient Questionnaire responses are less than 100. N/A is shown where the base number of responses is less than 10 during the period. % is calculated as Quantity/Base number*100

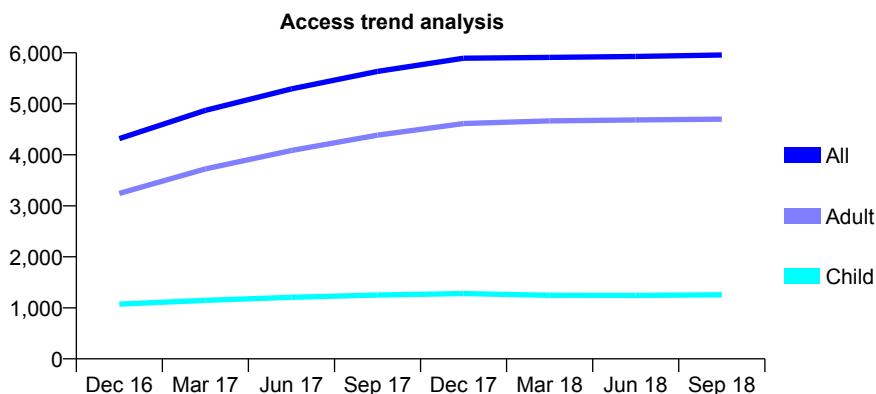
Q63 - Vital Signs At a Glance Contract Report for 775215/0010 - September 2018

Name or company name	MR C PATEL
Contract type name	GDS Contract
Purpose of contract	General and Orthodontic
Contract start date	01/01/2016
Contract end date	

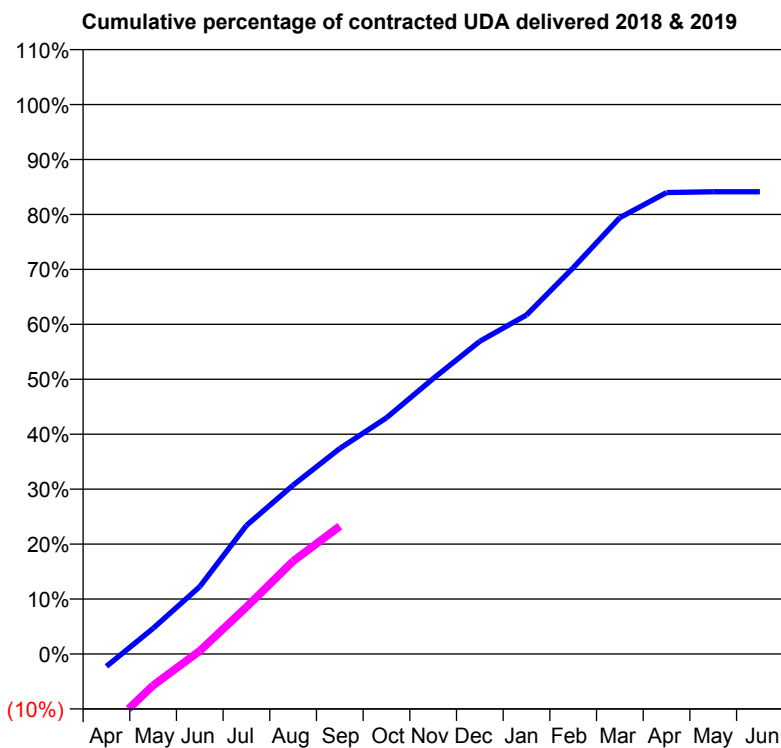
18/19 Contracted general activity (UDA)	23,346
Carry forward general activity (UDA)	3,708
18/19 Contracted orthodontic activity (UOA)	326
Carry forward orthodontic activity (UOA)	-7
Baseline contract value	£765,680.89

ACCESS*

Patients seen in 24 months	Total	Change since previous quarter
Quarter ending September 2017	5,636	
Quarter ending December 2017	5,893	↑
Quarter ending March 2018	5,911	→
Quarter ending June 2018	5,928	→
Quarter ending September 2018	5,956	→
Variance since September 2017	5.7%	↑



ACTIVITY



Month	Adjusted Scheduled Activity (UDA)	
	2018	2019
April	-527	-3,236
May	1,092	-1,340
June	2,865	136
July	5,466	1,995
August	7,175	3,943
September	8,736	5,431
October	10,039	
November	11,701	
December	13,290	
January	14,402	
February	16,412	
March	18,539	
April	19,607	
May	19,638	
June	19,638	

QUALITY

	Quantity	Base Number	Contract	AT	Region	England
% of FP17s for the same patient ID Re-attending within 3 months - Children	76	808	9.4%	9.9%	11.5%	11.6%
% of FP17s for the same patient ID Re-attending within 3 months - Adults	325	2,610	12.5%	15.2%	16.5%	15.5%
% of FP17s for the same patient ID Re-attending between 3 & 9 months - Children	323	808	40.0%	48.8%	48.5%	58.8%
% of FP17s for the same patient ID Re-attending between 3 & 9 months - Adults	991	2,610	38.0%	38.8%	39.1%	51.1%
% of FP17s for Band 1 Urgent Courses	377	3,022	12.5%	10.1%	10.6%	9.0%
% of FP17s Relating to Free Repair or Replacements	12	3,022	0.4%	0.6%	0.5%	0.8%
% of FP17s Relating to Continuations	26	3,022	0.9%	0.8%	0.7%	0.9%
% of Patients satisfied with the dentistry they have received	0	0	N/A	91.6%	90.5%	93.3%
% of Patients satisfied with the time they had to wait for an appointment	0	0	N/A	87.5%	85.1%	88.9%

* This is based on patients treated on this contract for their most recent course of treatment. Figures in italics indicate the base number of FP17s or Patient Questionnaire responses are less than 100. N/A is shown where the base number of responses is less than 10 during the period. % is calculated as Quantity/Base number*100

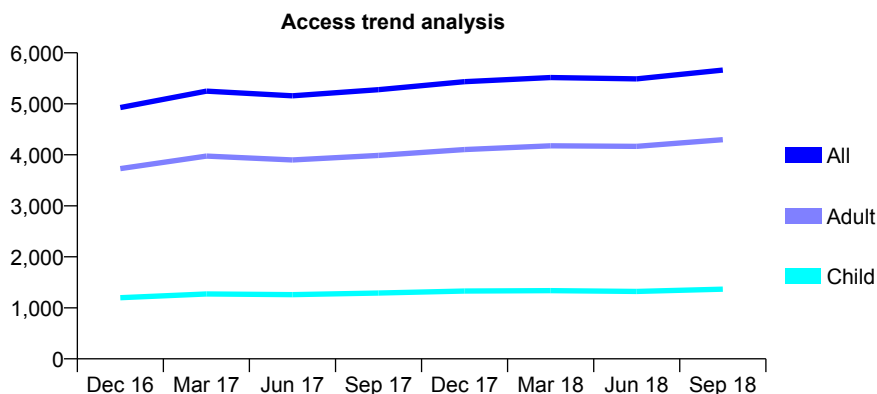
Q63 - Vital Signs At a Glance Contract Report for 775304/0001 - September 2018

Name or company name	Mrs Megha Deval
Contract type name	GDS Contract
Purpose of contract	General
Contract start date	19/04/2008
Contract end date	

18/19 Contracted general activity (UDA)	15,500
Carry forward general activity (UDA)	-137
18/19 Contracted orthodontic activity (UOA)	0
Carry forward orthodontic activity (UOA)	0
Baseline contract value	£355,591.46

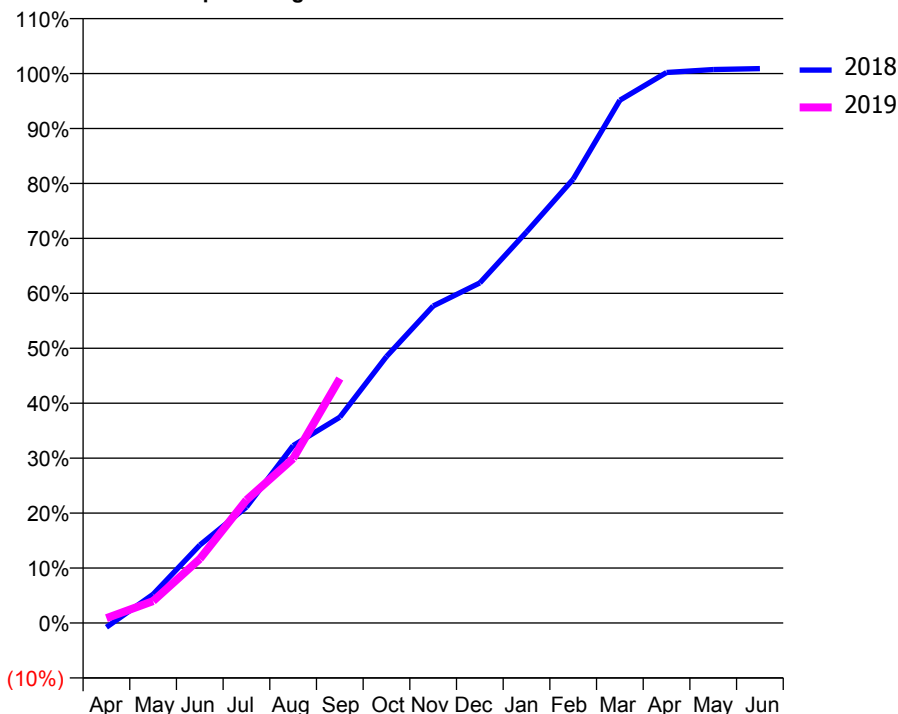
ACCESS*

Patients seen in 24 months	Total	Change since previous quarter
Quarter ending September 2017	5,277	
Quarter ending December 2017	5,433	↑
Quarter ending March 2018	5,515	→
Quarter ending June 2018	5,488	→
Quarter ending September 2018	5,661	↑
Variance since September 2017	7.3%	↑



ACTIVITY

Cumulative percentage of contracted UDA delivered 2018 & 2019



Adjusted Scheduled Activity (UDA)

Month	2018	2019
April	-124	137
May	810	619
June	2,197	1,809
July	3,269	3,469
August	5,004	4,638
September	5,807	6,896
October	7,517	
November	8,944	
December	9,592	
January	11,029	
February	12,521	
March	14,748	
April	15,528	
May	15,610	
June	15,637	

QUALITY

	Quantity	Base Number	Contract	AT	Region	England
% of FP17s for the same patient ID Re-attending within 3 months - Children	61	727	8.4%	9.9%	11.5%	11.6%
% of FP17s for the same patient ID Re-attending within 3 months - Adults	324	2,096	15.5%	15.2%	16.5%	15.5%
% of FP17s for the same patient ID Re-attending between 3 & 9 months - Children	257	727	35.4%	48.8%	48.5%	58.8%
% of FP17s for the same patient ID Re-attending between 3 & 9 months - Adults	607	2,096	29.0%	38.8%	39.1%	51.1%
% of FP17s for Band 1 Urgent Courses	340	2,531	13.4%	10.1%	10.6%	9.0%
% of FP17s Relating to Free Repair or Replacements	22	2,531	0.9%	0.6%	0.5%	0.8%
% of FP17s Relating to Continuations	24	2,531	0.9%	0.8%	0.7%	0.9%
% of Patients satisfied with the dentistry they have received	2	2	N/A	91.6%	90.5%	93.3%
% of Patients satisfied with the time they had to wait for an appointment	2	2	N/A	87.5%	85.1%	88.9%

* This is based on patients treated on this contract for their most recent course of treatment. Figures in italics indicate the base number of FP17s or Patient Questionnaire responses are less than 100. N/A is shown where the base number of responses is less than 10 during the period. % is calculated as Quantity/Base number*100

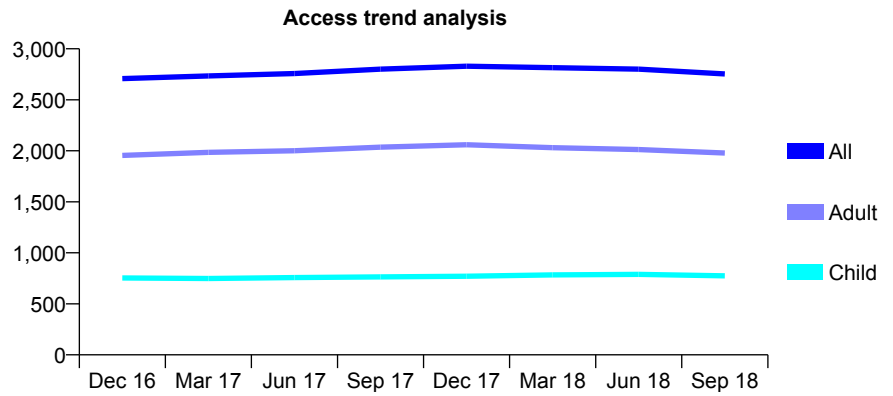
Q63 - Vital Signs At a Glance Contract Report for 776513/0002 - September 2018

Name or company name	MS P GUPTA
Contract type name	GDS Contract
Purpose of contract	General
Contract start date	09/03/2007
Contract end date	

18/19 Contracted general activity (UDA)	7,716
Carry forward general activity (UDA)	0
18/19 Contracted orthodontic activity (UOA)	0
Carry forward orthodontic activity (UOA)	0
Baseline contract value	£201,163.91

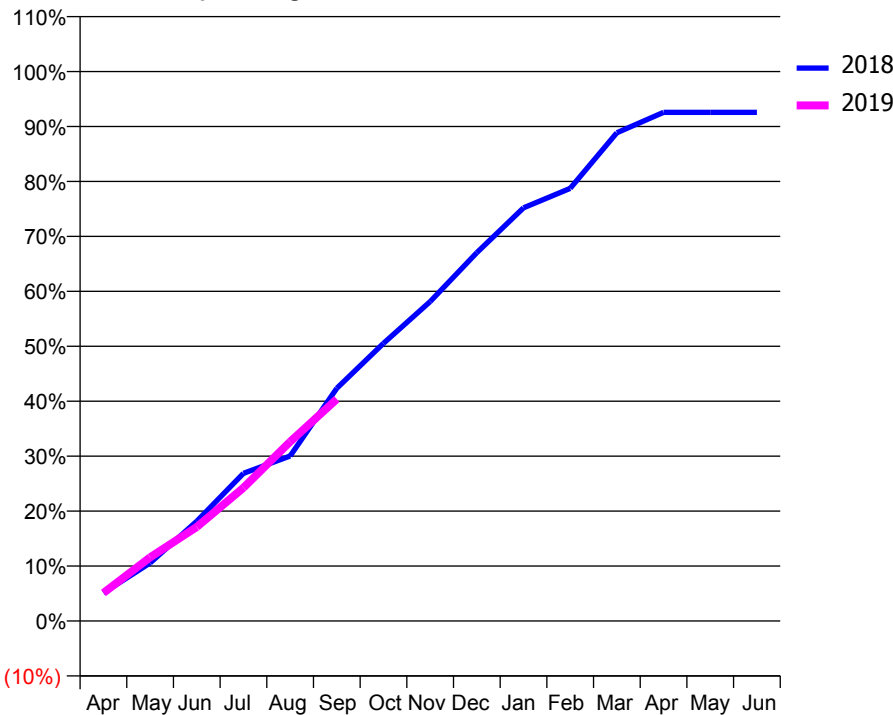
ACCESS*

Patients seen in 24 months	Total	Change since previous quarter
Quarter ending September 2017	2,800	
Quarter ending December 2017	2,830	→
Quarter ending March 2018	2,815	→
Quarter ending June 2018	2,801	→
Quarter ending September 2018	2,753	↓
Variance since September 2017	(1.7%)	↓



ACTIVITY

Cumulative percentage of contracted UDA delivered 2018 & 2019



Adjusted Scheduled Activity (UDA)		
Month	2018	2019
April	395	394
May	815	894
June	1,402	1,321
July	2,074	1,872
August	2,317	2,517
September	3,268	3,116
October	3,900	
November	4,485	
December	5,173	
January	5,801	
February	6,076	
March	6,857	
April	7,143	
May	7,142	
June	7,142	

QUALITY

	Quantity	Base Number	Contract	AT	Region	England
% of FP17s for the same patient ID Re-attending within 3 months - Children	52	536	9.7%	9.9%	11.5%	11.6%
% of FP17s for the same patient ID Re-attending within 3 months - Adults	235	1,296	18.1%	15.2%	16.5%	15.5%
% of FP17s for the same patient ID Re-attending between 3 & 9 months - Children	260	536	48.5%	48.8%	48.5%	58.8%
% of FP17s for the same patient ID Re-attending between 3 & 9 months - Adults	592	1,296	45.7%	38.8%	39.1%	51.1%
% of FP17s for Band 1 Urgent Courses	149	1,683	8.9%	10.1%	10.6%	9.0%
% of FP17s Relating to Free Repair or Replacements	22	1,683	1.3%	0.6%	0.5%	0.8%
% of FP17s Relating to Continuations	41	1,683	2.4%	0.8%	0.7%	0.9%
% of Patients satisfied with the dentistry they have received	1	1	N/A	91.6%	90.5%	93.3%
% of Patients satisfied with the time they had to wait for an appointment	1	1	N/A	87.5%	85.1%	88.9%

* This is based on patients treated on this contract for their most recent course of treatment. Figures in italics indicate the base number of FP17s or Patient Questionnaire responses are less than 100. N/A is shown where the base number of responses is less than 10 during the period. % is calculated as Quantity/Base number*100

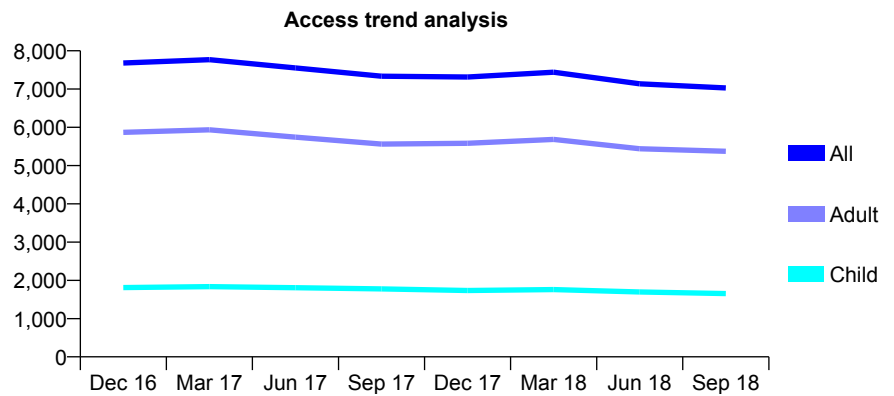
Q63 - Vital Signs At a Glance Contract Report for 781584/0001 - September 2018

Name or company name	MR M KANANI
Contract type name	GDS Contract
Purpose of contract	General
Contract start date	01/04/2007
Contract end date	

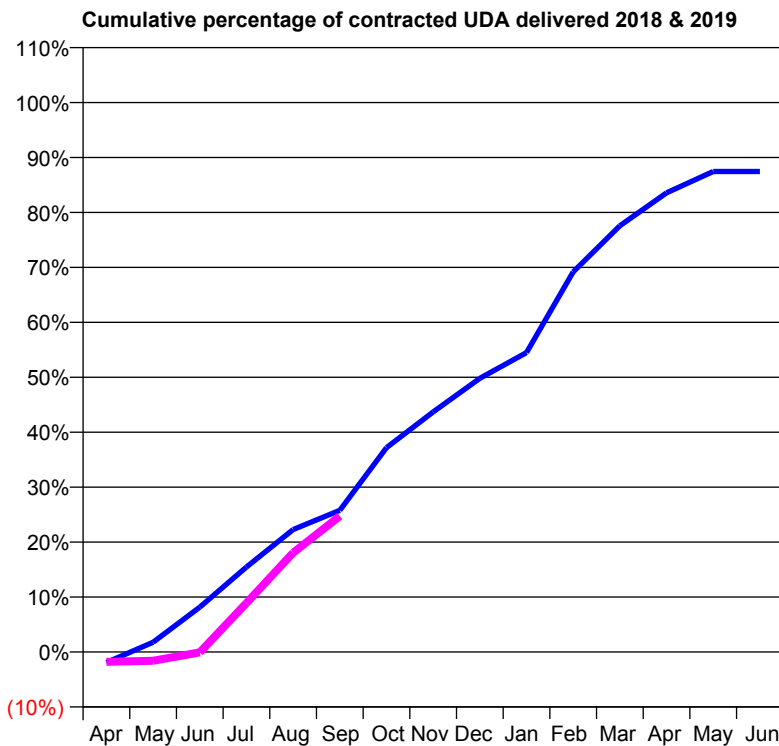
18/19 Contracted general activity (UDA)	26,302
Carry forward general activity (UDA)	478
18/19 Contracted orthodontic activity (UOA)	0
Carry forward orthodontic activity (UOA)	0
Baseline contract value	£704,893.16

ACCESS*

Patients seen in 24 months	Total	Change since previous quarter
Quarter ending September 2017	7,337	
Quarter ending December 2017	7,316	→
Quarter ending March 2018	7,439	→
Quarter ending June 2018	7,137	↓
Quarter ending September 2018	7,029	↓
Variance since September 2017	(4.2%)	↓



ACTIVITY



Adjusted Scheduled Activity (UDA)		
Month	2018	2019
April	-509	-478
May	472	-421
June	2,151	-19
July	4,068	2,345
August	5,864	4,751
September	6,784	6,505
October	9,779	
November	11,491	
December	13,101	
January	14,333	
February	18,191	
March	20,402	
April	21,976	
May	23,000	
June	23,000	

QUALITY

	Quantity	Base Number	Contract	AT	Region	England
% of FP17s for the same patient ID Re-attending within 3 months - Children	86	761	11.3%	9.9%	11.5%	11.6%
% of FP17s for the same patient ID Re-attending within 3 months - Adults	382	2,396	15.9%	15.2%	16.5%	15.5%
% of FP17s for the same patient ID Re-attending between 3 & 9 months - Children	225	761	29.6%	48.8%	48.5%	58.8%
% of FP17s for the same patient ID Re-attending between 3 & 9 months - Adults	640	2,396	26.7%	38.8%	39.1%	51.1%
% of FP17s for Band 1 Urgent Courses	449	2,137	21.0%	10.1%	10.6%	9.0%
% of FP17s Relating to Free Repair or Replacements	0	2,137	0.0%	0.6%	0.5%	0.8%
% of FP17s Relating to Continuations	24	2,137	1.1%	0.8%	0.7%	0.9%
% of Patients satisfied with the dentistry they have received	1	1	N/A	91.6%	90.5%	93.3%
% of Patients satisfied with the time they had to wait for an appointment	1	1	N/A	87.5%	85.1%	88.9%

* This is based on patients treated on this contract for their most recent course of treatment. Figures in italics indicate the base number of FP17s or Patient Questionnaire responses are less than 100. N/A is shown where the base number of responses is less than 10 during the period. % is calculated as Quantity/Base number*100

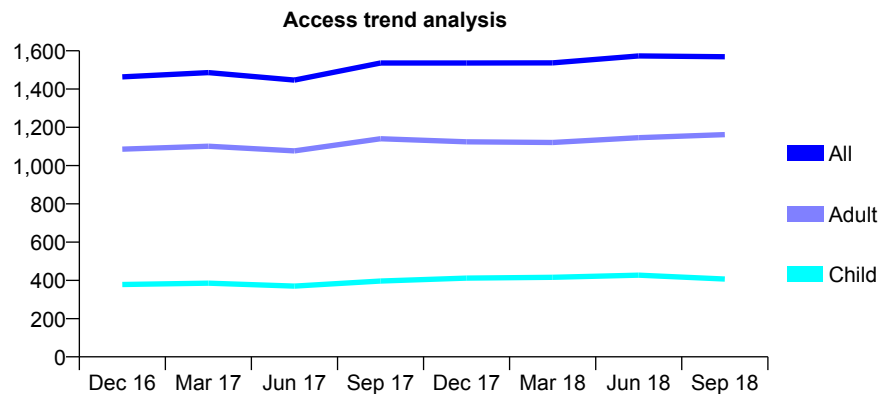
Q63 - Vital Signs At a Glance Contract Report for 781789/0001 - September 2018

Name or company name	L Haghgozar & Mohammed Najafi
Contract type name	GDS Contract
Purpose of contract	General
Contract start date	01/04/2006
Contract end date	

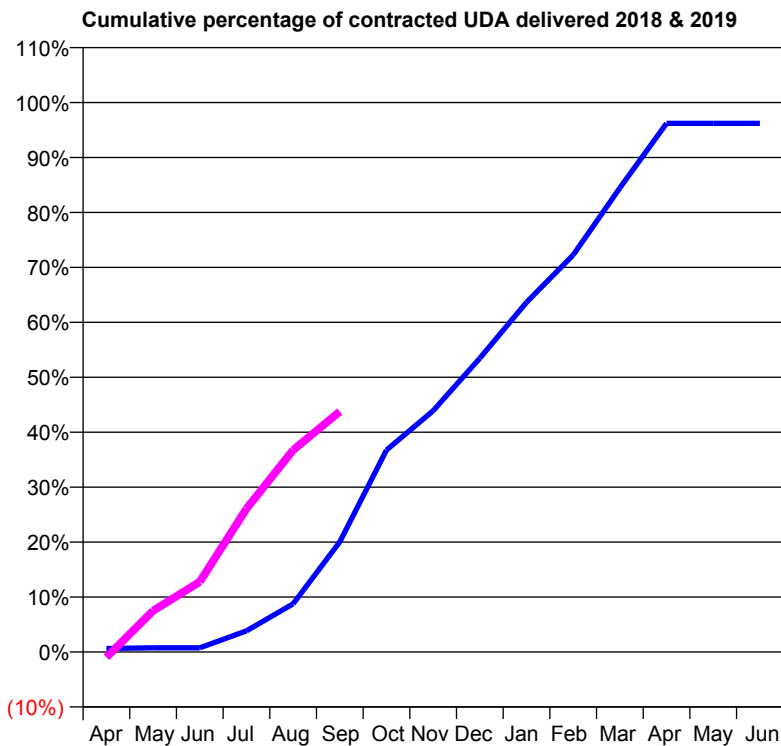
18/19 Contracted general activity (UDA)	5,596
Carry forward general activity (UDA)	212
18/19 Contracted orthodontic activity (UOA)	0
Carry forward orthodontic activity (UOA)	0
Baseline contract value	£159,120.43

ACCESS*

Patients seen in 24 months	Total	Change since previous quarter
Quarter ending September 2017	1,536	
Quarter ending December 2017	1,536	→
Quarter ending March 2018	1,537	→
Quarter ending June 2018	1,573	↑
Quarter ending September 2018	1,569	→
Variance since September 2017	2.1%	↑



ACTIVITY



Month	Adjusted Scheduled Activity (UDA)	
	2018	2019
April	36	-55
May	42	420
June	42	715
July	215	1,459
August	491	2,057
September	1,123	2,449
October	2,057	
November	2,457	
December	2,992	
January	3,561	
February	4,043	
March	4,726	
April	5,384	
May	5,384	
June	5,384	

QUALITY

	Quantity	Base Number	Contract	AT	Region	England
% of FP17s for the same patient ID Re-attending within 3 months - Children	22	282	7.8%	9.9%	11.5%	11.6%
% of FP17s for the same patient ID Re-attending within 3 months - Adults	103	717	14.4%	15.2%	16.5%	15.5%
% of FP17s for the same patient ID Re-attending between 3 & 9 months - Children	120	282	42.6%	48.8%	48.5%	58.8%
% of FP17s for the same patient ID Re-attending between 3 & 9 months - Adults	254	717	35.4%	38.8%	39.1%	51.1%
% of FP17s for Band 1 Urgent Courses	112	854	13.1%	10.1%	10.6%	9.0%
% of FP17s Relating to Free Repair or Replacements	3	854	0.4%	0.6%	0.5%	0.8%
% of FP17s Relating to Continuations	0	854	0.0%	0.8%	0.7%	0.9%
% of Patients satisfied with the dentistry they have received	1	1	N/A	91.6%	90.5%	93.3%
% of Patients satisfied with the time they had to wait for an appointment	1	1	N/A	87.5%	85.1%	88.9%

* This is based on patients treated on this contract for their most recent course of treatment. Figures in italics indicate the base number of FP17s or Patient Questionnaire responses are less than 100. N/A is shown where the base number of responses is less than 10 during the period. % is calculated as Quantity/Base number*100

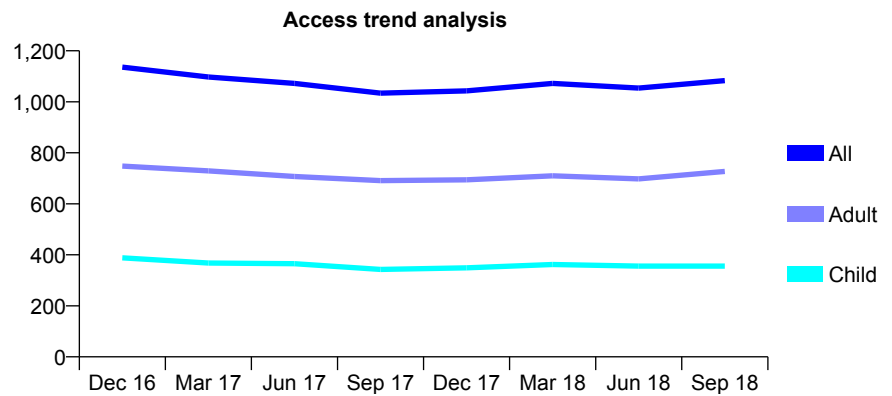
Q63 - Vital Signs At a Glance Contract Report for 781819/0001 - September 2018

Name or company name	MRS I AZENABOR
Contract type name	GDS Contract
Purpose of contract	General
Contract start date	01/04/2011
Contract end date	

18/19 Contracted general activity (UDA)	2,519
Carry forward general activity (UDA)	-39
18/19 Contracted orthodontic activity (UOA)	0
Carry forward orthodontic activity (UOA)	0
Baseline contract value	£65,403.95

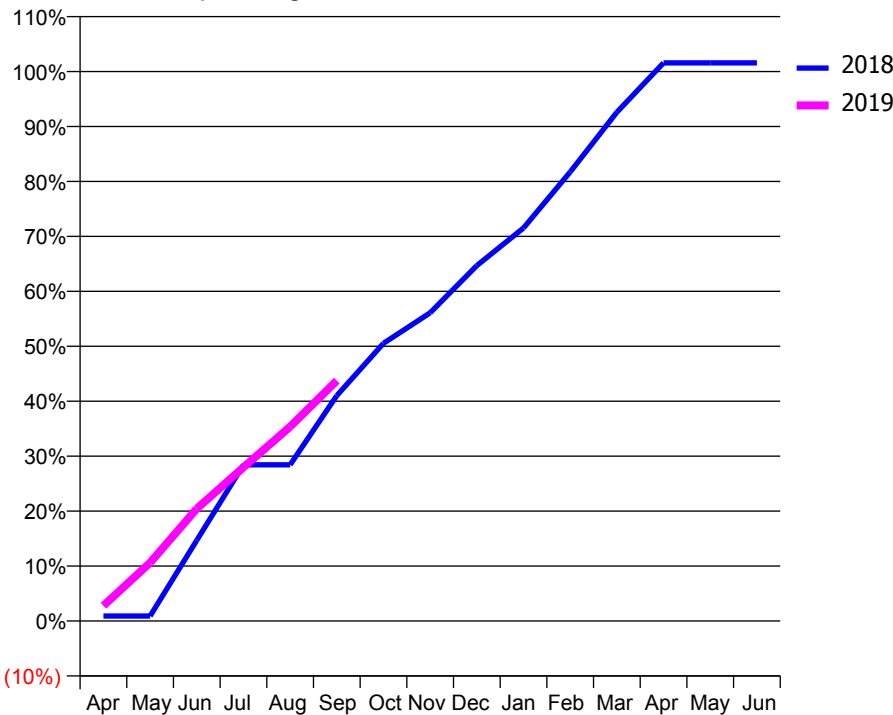
ACCESS*

Patients seen in 24 months	Total	Change since previous quarter
Quarter ending September 2017	1,034	
Quarter ending December 2017	1,043	→
Quarter ending March 2018	1,072	↑
Quarter ending June 2018	1,054	↓
Quarter ending September 2018	1,083	↑
Variance since September 2017	4.7%	↑



ACTIVITY

Cumulative percentage of contracted UDA delivered 2018 & 2019



Adjusted Scheduled Activity (UDA)		
Month	2018	2019
April	23	70
May	23	267
June	370	515
July	716	705
August	716	891
September	1,033	1,102
October	1,273	
November	1,413	
December	1,630	
January	1,802	
February	2,059	
March	2,333	
April	2,558	
May	2,558	
June	2,558	

QUALITY

	Quantity	Base Number	Contract	AT	Region	England
% of FP17s for the same patient ID Re-attending within 3 months - Children	11	198	5.6%	9.9%	11.5%	11.6%
% of FP17s for the same patient ID Re-attending within 3 months - Adults	41	365	11.2%	15.2%	16.5%	15.5%
% of FP17s for the same patient ID Re-attending between 3 & 9 months - Children	97	198	49.0%	48.8%	48.5%	58.8%
% of FP17s for the same patient ID Re-attending between 3 & 9 months - Adults	150	365	41.1%	38.8%	39.1%	51.1%
% of FP17s for Band 1 Urgent Courses	40	493	8.1%	10.1%	10.6%	9.0%
% of FP17s Relating to Free Repair or Replacements	2	493	0.4%	0.6%	0.5%	0.8%
% of FP17s Relating to Continuations	1	493	0.2%	0.8%	0.7%	0.9%
% of Patients satisfied with the dentistry they have received	0	0	N/A	91.6%	90.5%	93.3%
% of Patients satisfied with the time they had to wait for an appointment	0	0	N/A	87.5%	85.1%	88.9%

* This is based on patients treated on this contract for their most recent course of treatment. Figures in italics indicate the base number of FP17s or Patient Questionnaire responses are less than 100. N/A is shown where the base number of responses is less than 10 during the period. % is calculated as Quantity/Base number*100

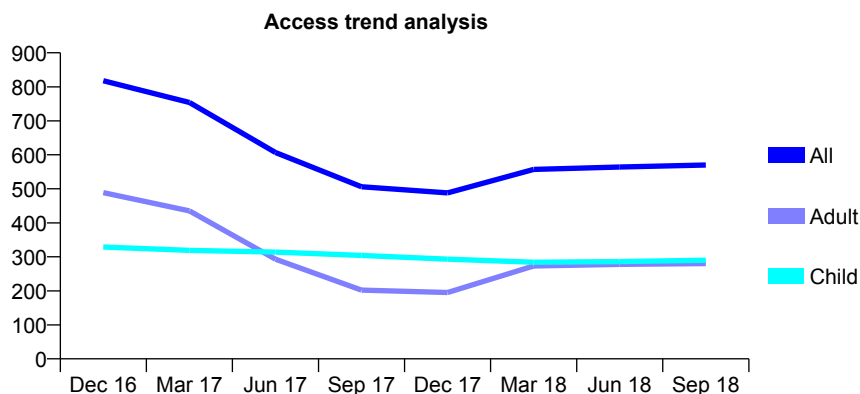
Q63 - Vital Signs At a Glance Contract Report for 794694/0001 - September 2018

Name or company name	Shirley Park Dental Surgery
Contract type name	GDS Contract
Purpose of contract	General
Contract start date	01/04/2006
Contract end date	

18/19 Contracted general activity (UDA)	1,344
Carry forward general activity (UDA)	1
18/19 Contracted orthodontic activity (UOA)	0
Carry forward orthodontic activity (UOA)	0
Baseline contract value	£30,318.09

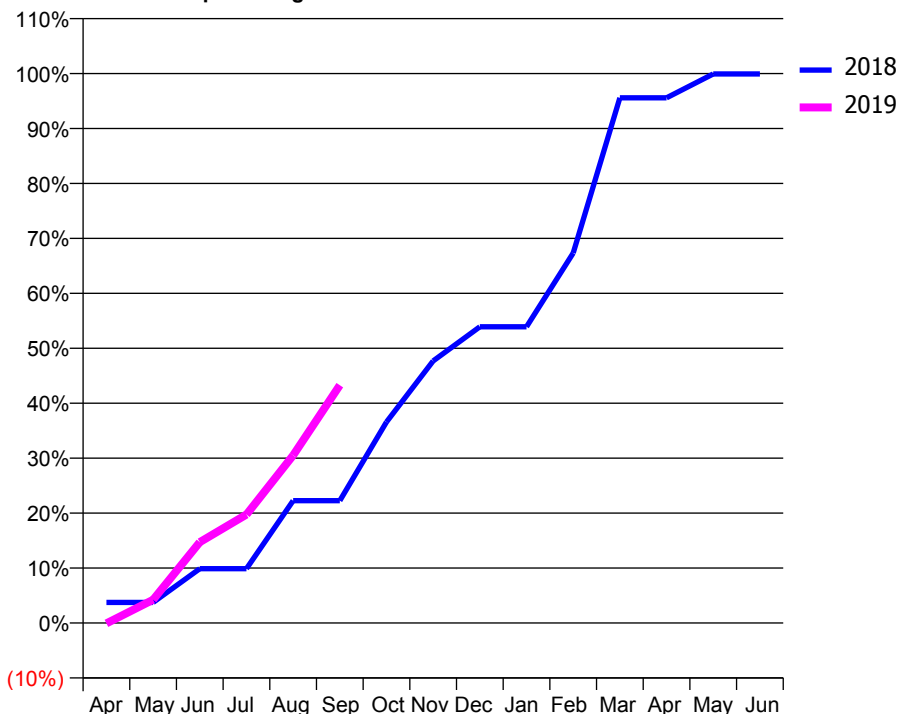
ACCESS*

Patients seen in 24 months	Total	Change since previous quarter
Quarter ending September 2017	506	
Quarter ending December 2017	488	↓
Quarter ending March 2018	557	↑
Quarter ending June 2018	564	→
Quarter ending September 2018	570	→
Variance since September 2017	12.6%	↑



ACTIVITY

Cumulative percentage of contracted UDA delivered 2018 & 2019



Adjusted Scheduled Activity (UDA)

Month	2018	2019
April	50	-1
May	50	57
June	133	198
July	133	265
August	299	410
September	299	582
October	492	
November	641	
December	724	
January	724	
February	905	
March	1,285	
April	1,285	
May	1,343	
June	1,343	

QUALITY

	Quantity	Base Number	Contract	AT	Region	England
% of FP17s for the same patient ID Re-attending within 3 months - Children	34	261	13.0%	9.9%	11.5%	11.6%
% of FP17s for the same patient ID Re-attending within 3 months - Adults	18	106	17.0%	15.2%	16.5%	15.5%
% of FP17s for the same patient ID Re-attending between 3 & 9 months - Children	154	261	59.0%	48.8%	48.5%	58.8%
% of FP17s for the same patient ID Re-attending between 3 & 9 months - Adults	53	106	50.0%	38.8%	39.1%	51.1%
% of FP17s for Band 1 Urgent Courses	16	344	4.7%	10.1%	10.6%	9.0%
% of FP17s Relating to Free Repair or Replacements	2	344	0.6%	0.6%	0.5%	0.8%
% of FP17s Relating to Continuations	1	344	0.3%	0.8%	0.7%	0.9%
% of Patients satisfied with the dentistry they have received	0	0	N/A	91.6%	90.5%	93.3%
% of Patients satisfied with the time they had to wait for an appointment	0	0	N/A	87.5%	85.1%	88.9%

* This is based on patients treated on this contract for their most recent course of treatment. Figures in italics indicate the base number of FP17s or Patient Questionnaire responses are less than 100. N/A is shown where the base number of responses is less than 10 during the period. % is calculated as Quantity/Base number*100

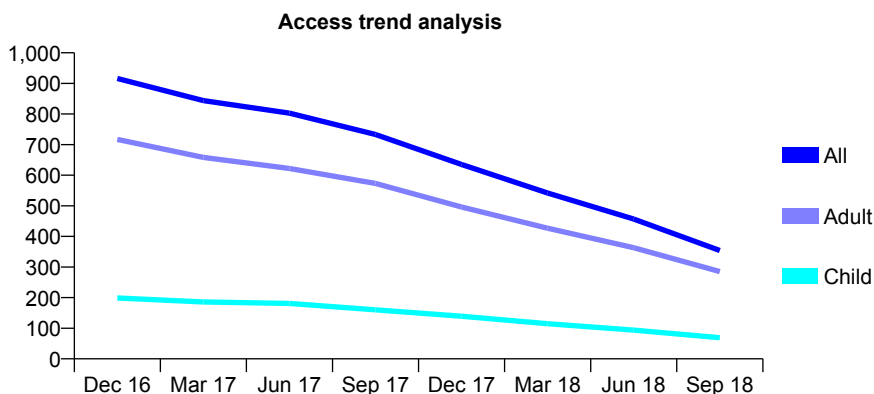
Q63 - Vital Signs At a Glance Contract Report for 795860/0001 - September 2018

Name or company name	MR S KHAN
Contract type name	GDS Contract
Purpose of contract	General
Contract start date	01/04/2006
Contract end date	01/05/2018

18/19 Contracted general activity (UDA)	344
Carry forward general activity (UDA)	0
18/19 Contracted orthodontic activity (UOA)	0
Carry forward orthodontic activity (UOA)	0
Baseline contract value	£8,349.70

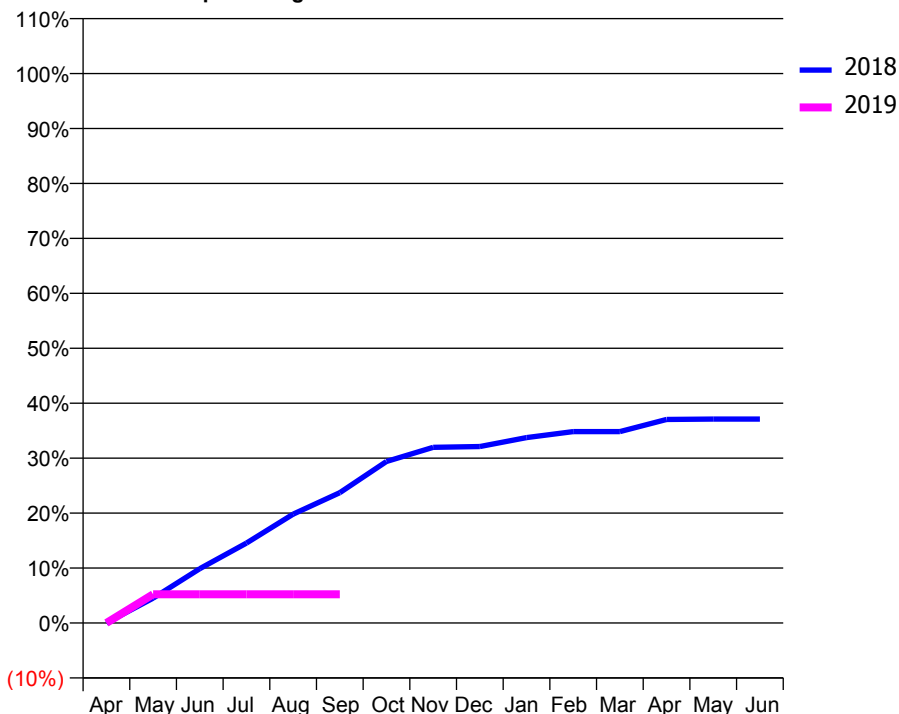
ACCESS*

Patients seen in 24 months	Total	Change since previous quarter
Quarter ending September 2017	733	
Quarter ending December 2017	635	↓
Quarter ending March 2018	542	↓
Quarter ending June 2018	457	↓
Quarter ending September 2018	354	↓
Variance since September 2017	(51.7%)	↓



ACTIVITY

Cumulative percentage of contracted UDA delivered 2018 & 2019



Adjusted Scheduled Activity (UDA)

Month	2018	2019
April	0	0
May	181	18
June	396	18
July	582	18
August	793	18
September	949	18
October	1,176	
November	1,279	
December	1,285	
January	1,350	
February	1,393	
March	1,393	
April	1,482	
May	1,485	
June	1,485	

QUALITY

	Quantity	Base Number	Contract	AT	Region	England
% of FP17s for the same patient ID Re-attending within 3 months - Children	0	10	0.0%	9.9%	11.5%	11.6%
% of FP17s for the same patient ID Re-attending within 3 months - Adults	0	28	0.0%	15.2%	16.5%	15.5%
% of FP17s for the same patient ID Re-attending between 3 & 9 months - Children	6	10	60.0%	48.8%	48.5%	58.8%
% of FP17s for the same patient ID Re-attending between 3 & 9 months - Adults	12	28	42.9%	38.8%	39.1%	51.1%
% of FP17s for Band 1 Urgent Courses	0	6	0.0%	10.1%	10.6%	9.0%
% of FP17s Relating to Free Repair or Replacements	0	6	0.0%	0.6%	0.5%	0.8%
% of FP17s Relating to Continuations	0	6	0.0%	0.8%	0.7%	0.9%
% of Patients satisfied with the dentistry they have received	0	0	N/A	91.6%	90.5%	93.3%
% of Patients satisfied with the time they had to wait for an appointment	0	0	N/A	87.5%	85.1%	88.9%

* This is based on patients treated on this contract for their most recent course of treatment. Figures in italics indicate the base number of FP17s or Patient Questionnaire responses are less than 100. N/A is shown where the base number of responses is less than 10 during the period. % is calculated as Quantity/Base number*100

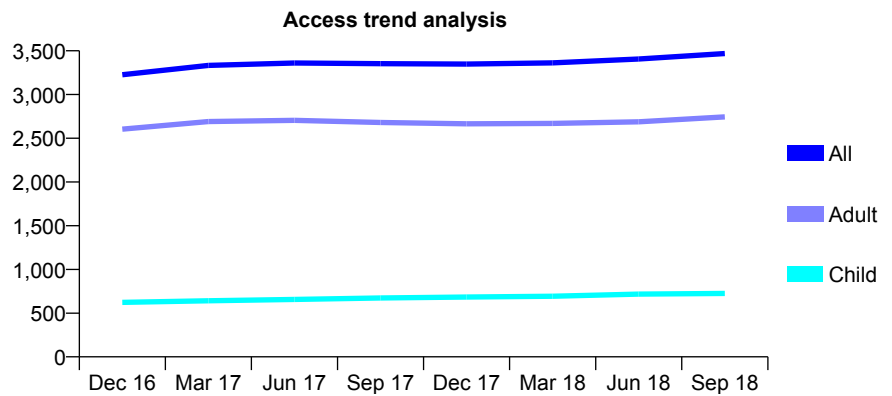
Q63 - Vital Signs At a Glance Contract Report for 801011/0001 - September 2018

Name or company name	MR H KELAY
Contract type name	GDS Contract
Purpose of contract	General
Contract start date	01/04/2006
Contract end date	

18/19 Contracted general activity (UDA)	11,000
Carry forward general activity (UDA)	0
18/19 Contracted orthodontic activity (UOA)	0
Carry forward orthodontic activity (UOA)	0
Baseline contract value	£253,640.97

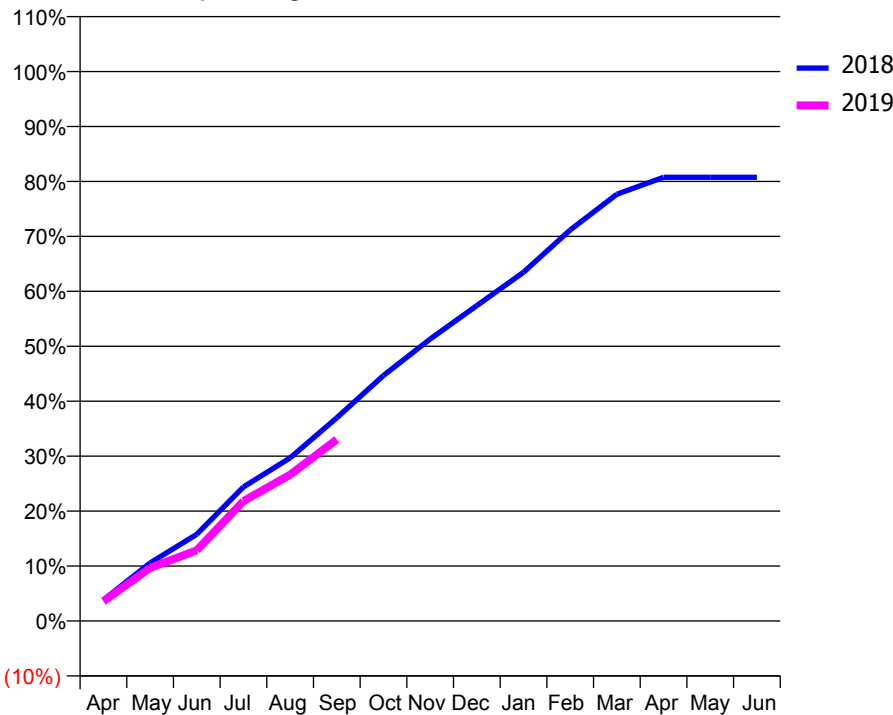
ACCESS*

Patients seen in 24 months	Total	Change since previous quarter
Quarter ending September 2017	3,353	
Quarter ending December 2017	3,349	→
Quarter ending March 2018	3,362	→
Quarter ending June 2018	3,406	→
Quarter ending September 2018	3,469	→
Variance since September 2017	3.5%	↑



ACTIVITY

Cumulative percentage of contracted UDA delivered 2018 & 2019



Month	Adjusted Scheduled Activity (UDA)	
	2018	2019
April	423	393
May	1,162	1,063
June	1,738	1,416
July	2,683	2,401
August	3,265	2,930
September	4,070	3,635
October	4,916	
November	5,645	
December	6,314	
January	6,983	
February	7,829	
March	8,544	
April	8,882	
May	8,882	
June	8,882	

QUALITY

	Quantity	Base Number	Contract	AT	Region	England
% of FP17s for the same patient ID Re-attending within 3 months - Children	36	393	9.2%	9.9%	11.5%	11.6%
% of FP17s for the same patient ID Re-attending within 3 months - Adults	218	1,493	14.6%	15.2%	16.5%	15.5%
% of FP17s for the same patient ID Re-attending between 3 & 9 months - Children	147	393	37.4%	48.8%	48.5%	58.8%
% of FP17s for the same patient ID Re-attending between 3 & 9 months - Adults	545	1,493	36.5%	38.8%	39.1%	51.1%
% of FP17s for Band 1 Urgent Courses	93	1,467	6.3%	10.1%	10.6%	9.0%
% of FP17s Relating to Free Repair or Replacements	2	1,467	0.1%	0.6%	0.5%	0.8%
% of FP17s Relating to Continuations	47	1,467	3.2%	0.8%	0.7%	0.9%
% of Patients satisfied with the dentistry they have received	1	1	N/A	91.6%	90.5%	93.3%
% of Patients satisfied with the time they had to wait for an appointment	1	1	N/A	87.5%	85.1%	88.9%

* This is based on patients treated on this contract for their most recent course of treatment. Figures in italics indicate the base number of FP17s or Patient Questionnaire responses are less than 100. N/A is shown where the base number of responses is less than 10 during the period. % is calculated as Quantity/Base number*100

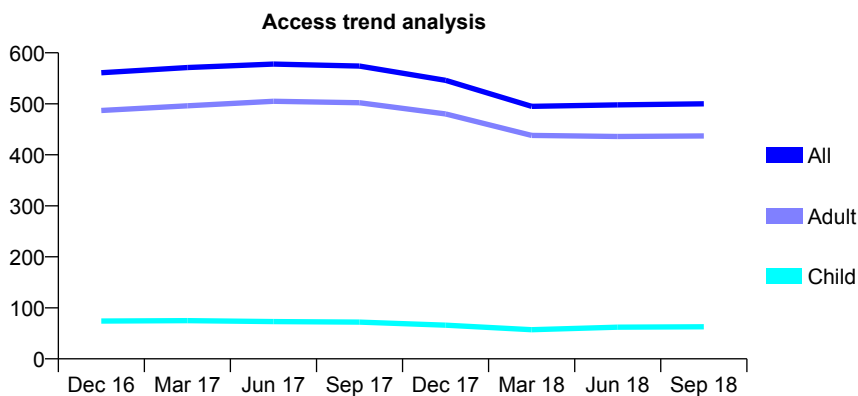
Q63 - Vital Signs At a Glance Contract Report for 801321/0002 - September 2018

Name or company name	MR AJ WEISS
Contract type name	GDS Contract
Purpose of contract	General
Contract start date	01/04/2006
Contract end date	

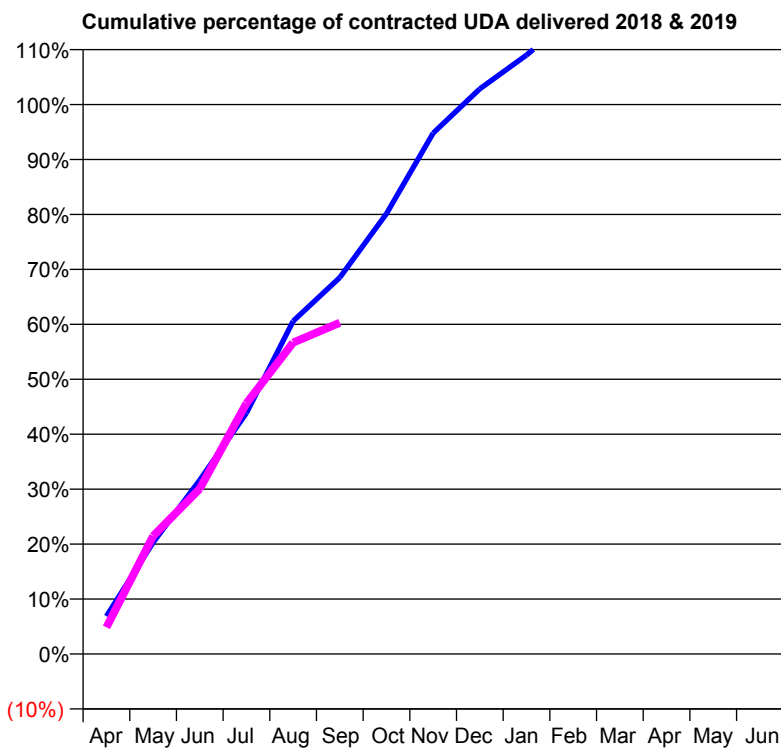
18/19 Contracted general activity (UDA)	1,200
Carry forward general activity (UDA)	-24
18/19 Contracted orthodontic activity (UOA)	0
Carry forward orthodontic activity (UOA)	0
Baseline contract value	£24,989.67

ACCESS*

Patients seen in 24 months	Total	Change since previous quarter
Quarter ending September 2017	574	
Quarter ending December 2017	546	↓
Quarter ending March 2018	495	↓
Quarter ending June 2018	498	→
Quarter ending September 2018	500	→
Variance since September 2017	(12.9%)	↓



ACTIVITY



Adjusted Scheduled Activity (UDA)		
Month	2018	2019
April	83	58
May	244	258
June	380	361
July	526	548
August	727	680
September	822	724
October	962	
November	1,138	
December	1,234	
January	1,308	
February	1,392	
March	1,413	
April	1,418	
May	1,418	
June	1,418	

QUALITY

	Quantity	Base Number	Contract	AT	Region	England
% of FP17s for the same patient ID Re-attending within 3 months - Children	0	46	0.0%	9.9%	11.5%	11.6%
% of FP17s for the same patient ID Re-attending within 3 months - Adults	30	325	9.2%	15.2%	16.5%	15.5%
% of FP17s for the same patient ID Re-attending between 3 & 9 months - Children	24	46	52.2%	48.8%	48.5%	58.8%
% of FP17s for the same patient ID Re-attending between 3 & 9 months - Adults	204	325	62.8%	38.8%	39.1%	51.1%
% of FP17s for Band 1 Urgent Courses	23	367	6.3%	10.1%	10.6%	9.0%
% of FP17s Relating to Free Repair or Replacements	0	367	0.0%	0.6%	0.5%	0.8%
% of FP17s Relating to Continuations	1	367	0.3%	0.8%	0.7%	0.9%
% of Patients satisfied with the dentistry they have received	0	0	N/A	91.6%	90.5%	93.3%
% of Patients satisfied with the time they had to wait for an appointment	0	0	N/A	87.5%	85.1%	88.9%

* This is based on patients treated on this contract for their most recent course of treatment. Figures in italics indicate the base number of FP17s or Patient Questionnaire responses are less than 100. N/A is shown where the base number of responses is less than 10 during the period. % is calculated as Quantity/Base number*100

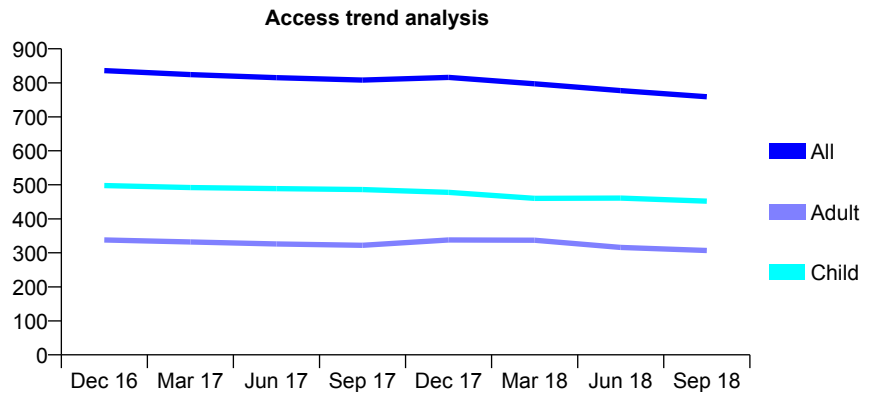
Q63 - Vital Signs At a Glance Contract Report for 801518/0001 - September 2018

Name or company name	MR DH KEEN
Contract type name	GDS Contract
Purpose of contract	General
Contract start date	01/04/2006
Contract end date	

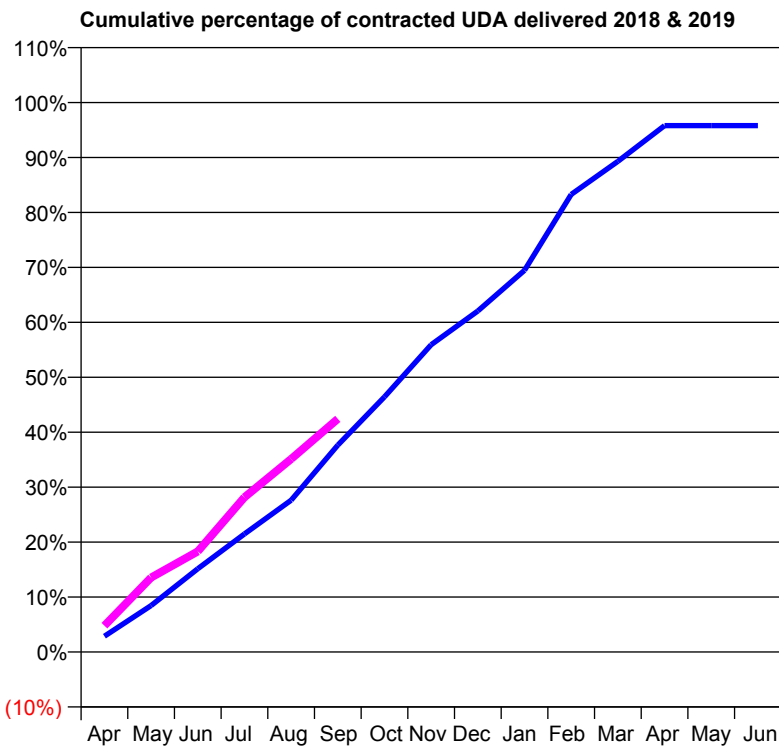
18/19 Contracted general activity (UDA)	2,287
Carry forward general activity (UDA)	0
18/19 Contracted orthodontic activity (UOA)	0
Carry forward orthodontic activity (UOA)	0
Baseline contract value	£59,547.62

ACCESS*

Patients seen in 24 months	Total	Change since previous quarter
Quarter ending September 2017	808	
Quarter ending December 2017	816	→
Quarter ending March 2018	797	↓
Quarter ending June 2018	777	↓
Quarter ending September 2018	759	↓
Variance since September 2017	(6.1%)	↓



ACTIVITY



Month	Adjusted Scheduled Activity (UDA)	
	2018	2019
April	66	109
May	194	310
June	347	419
July	492	644
August	632	803
September	861	970
October	1,062	
November	1,279	
December	1,419	
January	1,589	
February	1,905	
March	2,042	
April	2,191	
May	2,191	
June	2,191	

QUALITY

	Quantity	Base Number	Contract	AT	Region	England
% of FP17s for the same patient ID Re-attending within 3 months - Children	40	353	11.3%	9.9%	11.5%	11.6%
% of FP17s for the same patient ID Re-attending within 3 months - Adults	29	192	15.1%	15.2%	16.5%	15.5%
% of FP17s for the same patient ID Re-attending between 3 & 9 months - Children	188	353	53.3%	48.8%	48.5%	58.8%
% of FP17s for the same patient ID Re-attending between 3 & 9 months - Adults	106	192	55.2%	38.8%	39.1%	51.1%
% of FP17s for Band 1 Urgent Courses	22	495	4.4%	10.1%	10.6%	9.0%
% of FP17s Relating to Free Repair or Replacements	0	495	0.0%	0.6%	0.5%	0.8%
% of FP17s Relating to Continuations	0	495	0.0%	0.8%	0.7%	0.9%
% of Patients satisfied with the dentistry they have received	0	0	N/A	91.6%	90.5%	93.3%
% of Patients satisfied with the time they had to wait for an appointment	0	0	N/A	87.5%	85.1%	88.9%

* This is based on patients treated on this contract for their most recent course of treatment. Figures in italics indicate the base number of FP17s or Patient Questionnaire responses are less than 100. N/A is shown where the base number of responses is less than 10 during the period. % is calculated as Quantity/Base number*100

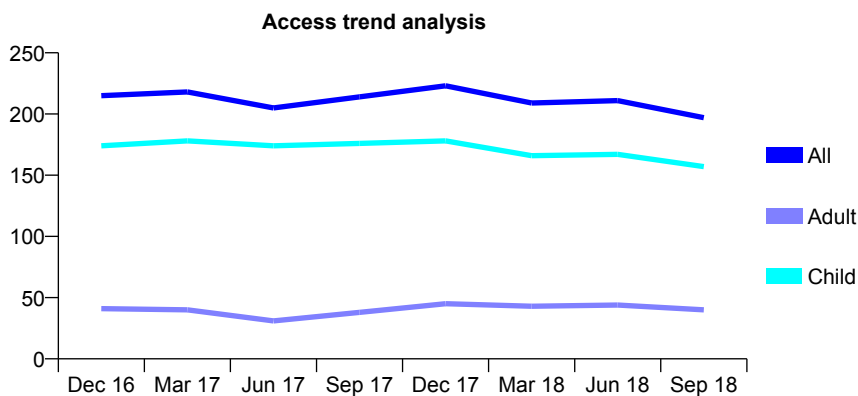
Q63 - Vital Signs At a Glance Contract Report for 801976/0001 - September 2018

Name or company name	MR BG GRUNDY
Contract type name	GDS Contract
Purpose of contract	General
Contract start date	01/04/2006
Contract end date	30/06/2018

18/19 Contracted general activity (UDA)	100
Carry forward general activity (UDA)	0
18/19 Contracted orthodontic activity (UOA)	0
Carry forward orthodontic activity (UOA)	0
Baseline contract value	£2,720.36

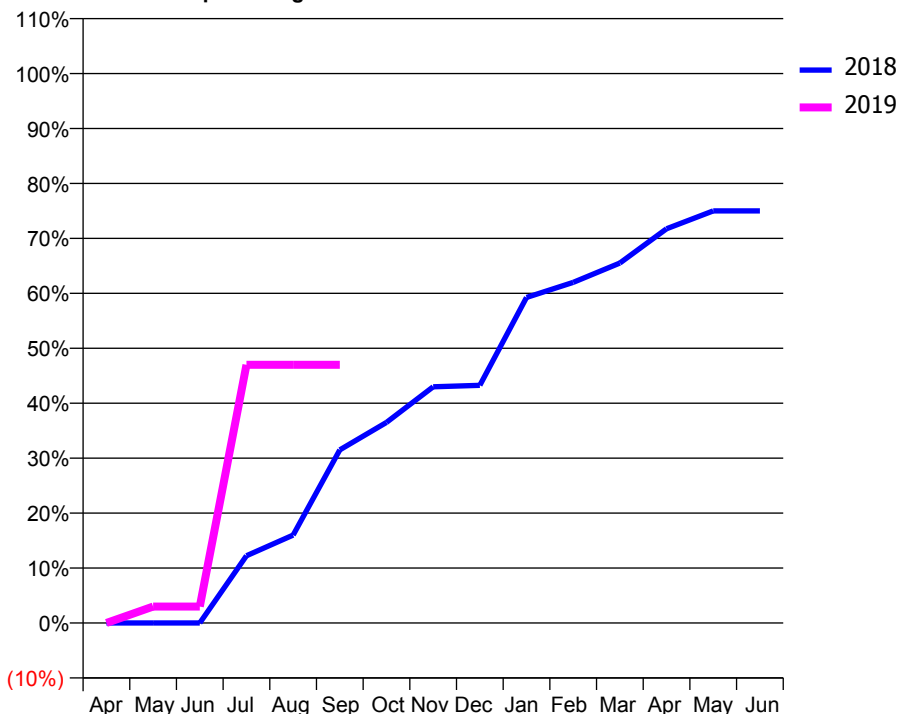
ACCESS*

Patients seen in 24 months	Total	Change since previous quarter
Quarter ending September 2017	214	
Quarter ending December 2017	223	↑
Quarter ending March 2018	209	↓
Quarter ending June 2018	211	→
Quarter ending September 2018	197	↓
Variance since September 2017	(7.9%)	↓



ACTIVITY

Cumulative percentage of contracted UDA delivered 2018 & 2019



Month	Adjusted Scheduled Activity (UDA)	
	2018	2019
April	0	0
May	0	3
June	0	3
July	49	47
August	64	47
September	126	47
October	146	
November	172	
December	173	
January	237	
February	248	
March	262	
April	287	
May	300	
June	300	

QUALITY

	Quantity	Base Number	Contract	AT	Region	England
% of FP17s for the same patient ID Re-attending within 3 months - Children	1	40	2.5%	9.9%	11.5%	11.6%
% of FP17s for the same patient ID Re-attending within 3 months - Adults	0	8	0.0%	15.2%	16.5%	15.5%
% of FP17s for the same patient ID Re-attending between 3 & 9 months - Children	9	40	22.5%	48.8%	48.5%	58.8%
% of FP17s for the same patient ID Re-attending between 3 & 9 months - Adults	1	8	12.5%	38.8%	39.1%	51.1%
% of FP17s for Band 1 Urgent Courses	0	25	0.0%	10.1%	10.6%	9.0%
% of FP17s Relating to Free Repair or Replacements	0	25	0.0%	0.6%	0.5%	0.8%
% of FP17s Relating to Continuations	0	25	0.0%	0.8%	0.7%	0.9%
% of Patients satisfied with the dentistry they have received	0	0	N/A	91.6%	90.5%	93.3%
% of Patients satisfied with the time they had to wait for an appointment	0	0	N/A	87.5%	85.1%	88.9%

* This is based on patients treated on this contract for their most recent course of treatment. Figures in italics indicate the base number of FP17s or Patient Questionnaire responses are less than 100. N/A is shown where the base number of responses is less than 10 during the period. % is calculated as Quantity/Base number*100

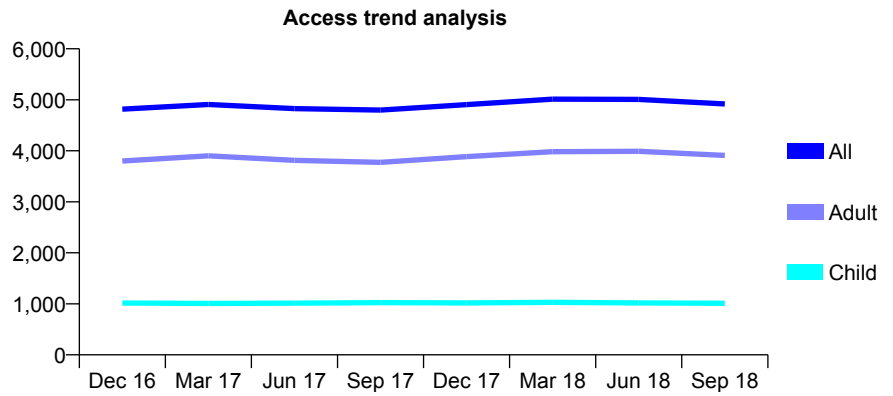
Q63 - Vital Signs At a Glance Contract Report for 803804/0001 - September 2018

Name or company name	Parvin Faramarzi
Contract type name	GDS Contract
Purpose of contract	General
Contract start date	01/04/2006
Contract end date	

18/19 Contracted general activity (UDA)	13,632
Carry forward general activity (UDA)	-18
18/19 Contracted orthodontic activity (UOA)	0
Carry forward orthodontic activity (UOA)	0
Baseline contract value	£356,030.12

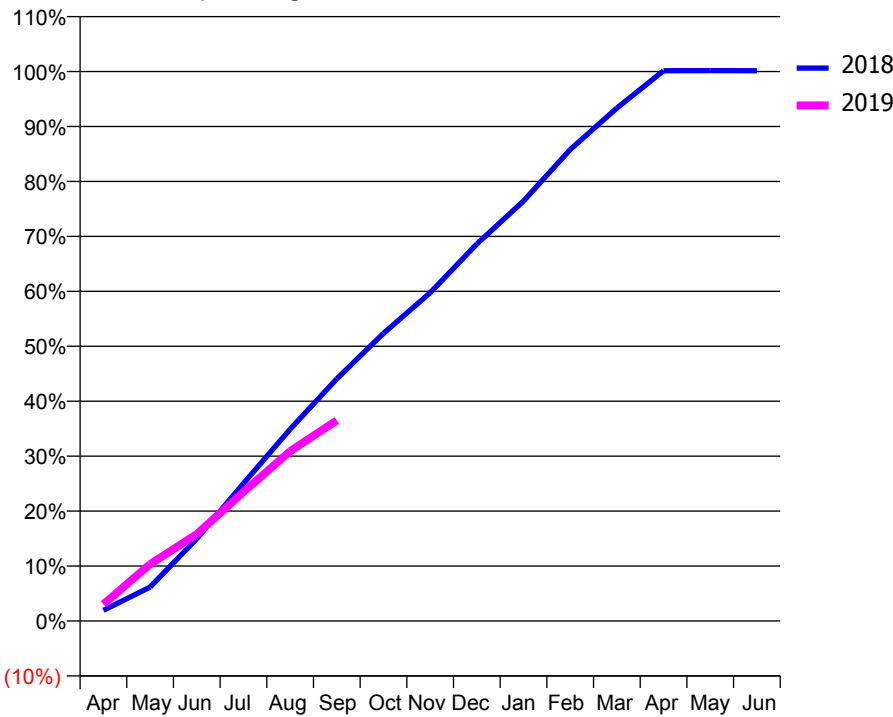
ACCESS*

Patients seen in 24 months	Total	Change since previous quarter
Quarter ending September 2017	4,799	
Quarter ending December 2017	4,905	↑
Quarter ending March 2018	5,012	↑
Quarter ending June 2018	5,008	→
Quarter ending September 2018	4,919	↓
Variance since September 2017	2.5%	↑



ACTIVITY

Cumulative percentage of contracted UDA delivered 2018 & 2019



Month	Adjusted Scheduled Activity (UDA)	
	2018	2019
April	268	414
May	843	1,410
June	2,042	2,154
July	3,413	3,200
August	4,759	4,212
September	6,011	4,978
October	7,138	
November	8,141	
December	9,354	
January	10,419	
February	11,697	
March	12,723	
April	13,652	
May	13,653	
June	13,650	

QUALITY

	Quantity	Base Number	Contract	AT	Region	England
% of FP17s for the same patient ID Re-attending within 3 months - Children	21	543	3.9%	9.9%	11.5%	11.6%
% of FP17s for the same patient ID Re-attending within 3 months - Adults	201	1,888	10.6%	15.2%	16.5%	15.5%
% of FP17s for the same patient ID Re-attending between 3 & 9 months - Children	180	543	33.1%	48.8%	48.5%	58.8%
% of FP17s for the same patient ID Re-attending between 3 & 9 months - Adults	564	1,888	29.9%	38.8%	39.1%	51.1%
% of FP17s for Band 1 Urgent Courses	187	2,143	8.7%	10.1%	10.6%	9.0%
% of FP17s Relating to Free Repair or Replacements	4	2,143	0.2%	0.6%	0.5%	0.8%
% of FP17s Relating to Continuations	13	2,143	0.6%	0.8%	0.7%	0.9%
% of Patients satisfied with the dentistry they have received	3	3	N/A	91.6%	90.5%	93.3%
% of Patients satisfied with the time they had to wait for an appointment	3	3	N/A	87.5%	85.1%	88.9%

* This is based on patients treated on this contract for their most recent course of treatment. Figures in italics indicate the base number of FP17s or Patient Questionnaire responses are less than 100. N/A is shown where the base number of responses is less than 10 during the period. % is calculated as Quantity/Base number*100

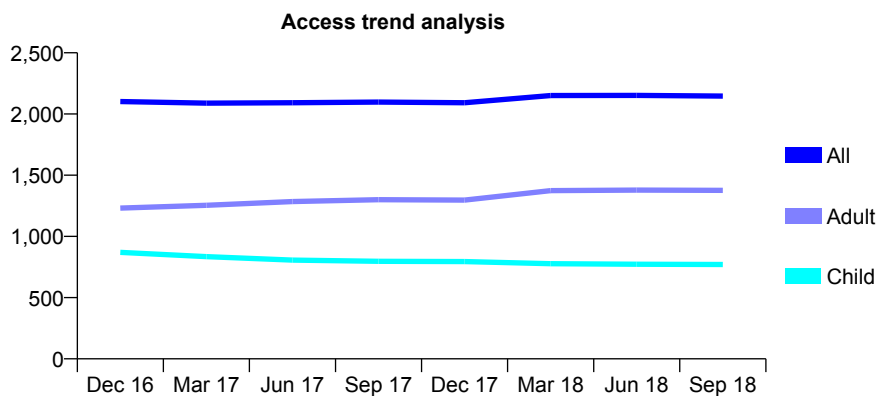
Q63 - Vital Signs At a Glance Contract Report for 808601/0001 - September 2018

Name or company name	MR GM BURR
Contract type name	GDS Contract
Purpose of contract	General
Contract start date	01/04/2006
Contract end date	

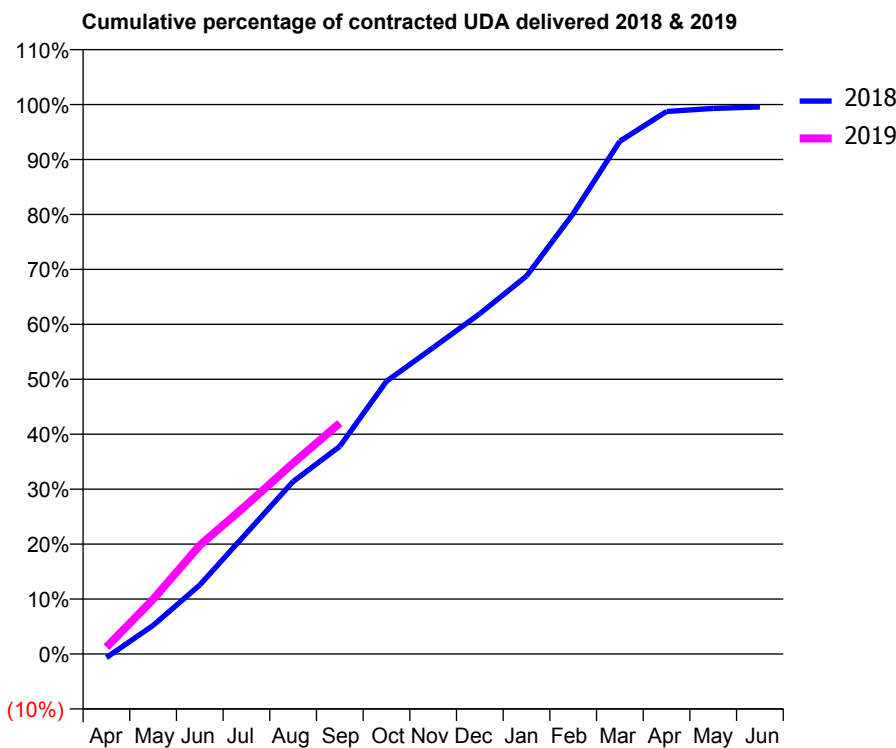
18/19 Contracted general activity (UDA)	4,000
Carry forward general activity (UDA)	18
18/19 Contracted orthodontic activity (UOA)	0
Carry forward orthodontic activity (UOA)	0
Baseline contract value	£104,150.01

ACCESS*

Patients seen in 24 months	Total	Change since previous quarter
Quarter ending September 2017	2,097	
Quarter ending December 2017	2,092	→
Quarter ending March 2018	2,151	↑
Quarter ending June 2018	2,152	→
Quarter ending September 2018	2,147	→
Variance since September 2017	2.4%	↑



ACTIVITY



Month	Adjusted Scheduled Activity (UDA)	
	2018	2019
April	-27	50
May	208	398
June	502	792
July	880	1,085
August	1,255	1,389
September	1,511	1,681
October	1,986	
November	2,230	
December	2,478	
January	2,751	
February	3,206	
March	3,732	
April	3,949	
May	3,971	
June	3,982	

QUALITY

	Quantity	Base Number	Contract	AT	Region	England
% of FP17s for the same patient ID Re-attending within 3 months - Children	16	413	3.9%	9.9%	11.5%	11.6%
% of FP17s for the same patient ID Re-attending within 3 months - Adults	51	595	8.6%	15.2%	16.5%	15.5%
% of FP17s for the same patient ID Re-attending between 3 & 9 months - Children	149	413	36.1%	48.8%	48.5%	58.8%
% of FP17s for the same patient ID Re-attending between 3 & 9 months - Adults	189	595	31.8%	38.8%	39.1%	51.1%
% of FP17s for Band 1 Urgent Courses	51	887	5.7%	10.1%	10.6%	9.0%
% of FP17s Relating to Free Repair or Replacements	0	887	0.0%	0.6%	0.5%	0.8%
% of FP17s Relating to Continuations	0	887	0.0%	0.8%	0.7%	0.9%
% of Patients satisfied with the dentistry they have received	0	0	N/A	91.6%	90.5%	93.3%
% of Patients satisfied with the time they had to wait for an appointment	0	0	N/A	87.5%	85.1%	88.9%

* This is based on patients treated on this contract for their most recent course of treatment. Figures in italics indicate the base number of FP17s or Patient Questionnaire responses are less than 100. N/A is shown where the base number of responses is less than 10 during the period. % is calculated as Quantity/Base number*100

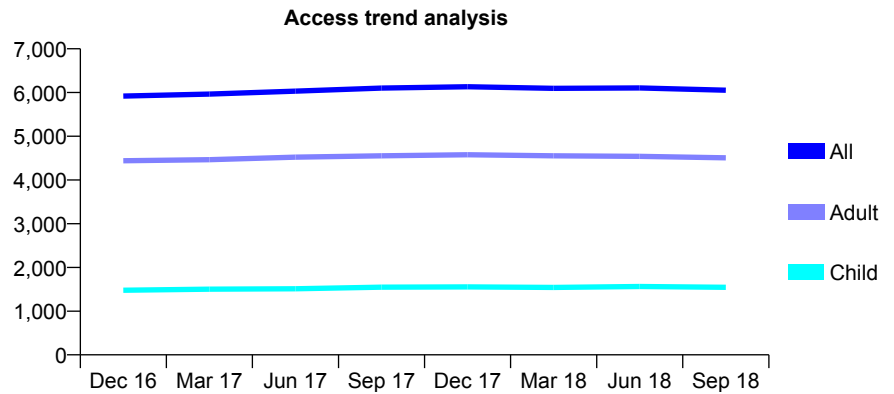
Q63 - Vital Signs At a Glance Contract Report for 809365/0001 - September 2018

Name or company name	MR CJ WETTON
Contract type name	GDS Contract
Purpose of contract	General
Contract start date	01/08/2012
Contract end date	

18/19 Contracted general activity (UDA)	14,364
Carry forward general activity (UDA)	0
18/19 Contracted orthodontic activity (UOA)	0
Carry forward orthodontic activity (UOA)	0
Baseline contract value	£373,452.62

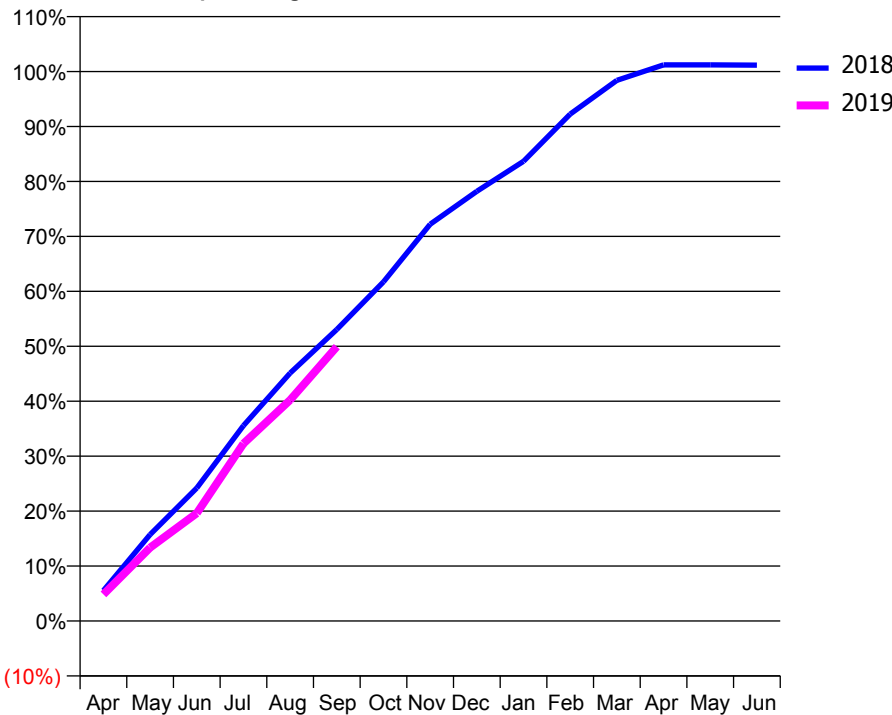
ACCESS*

Patients seen in 24 months	Total	Change since previous quarter
Quarter ending September 2017	6,102	
Quarter ending December 2017	6,131	→
Quarter ending March 2018	6,096	→
Quarter ending June 2018	6,105	→
Quarter ending September 2018	6,054	→
Variance since September 2017	(0.8%)	→



ACTIVITY

Cumulative percentage of contracted UDA delivered 2018 & 2019



Month	Adjusted Scheduled Activity (UDA)	
	2018	2019
April	797	695
May	2,259	1,917
June	3,476	2,819
July	5,107	4,639
August	6,481	5,778
September	7,620	7,171
October	8,866	
November	10,370	
December	11,233	
January	12,017	
February	13,250	
March	14,133	
April	14,536	
May	14,536	
June	14,529	

QUALITY

	Quantity	Base Number	Contract	AT	Region	England
% of FP17s for the same patient ID Re-attending within 3 months - Children	51	1,209	4.2%	9.9%	11.5%	11.6%
% of FP17s for the same patient ID Re-attending within 3 months - Adults	252	2,989	8.4%	15.2%	16.5%	15.5%
% of FP17s for the same patient ID Re-attending between 3 & 9 months - Children	601	1,209	49.7%	48.8%	48.5%	58.8%
% of FP17s for the same patient ID Re-attending between 3 & 9 months - Adults	1,428	2,989	47.8%	38.8%	39.1%	51.1%
% of FP17s for Band 1 Urgent Courses	203	3,949	5.1%	10.1%	10.6%	9.0%
% of FP17s Relating to Free Repair or Replacements	18	3,949	0.5%	0.6%	0.5%	0.8%
% of FP17s Relating to Continuations	0	3,949	0.0%	0.8%	0.7%	0.9%
% of Patients satisfied with the dentistry they have received	1	1	N/A	91.6%	90.5%	93.3%
% of Patients satisfied with the time they had to wait for an appointment	1	1	N/A	87.5%	85.1%	88.9%

* This is based on patients treated on this contract for their most recent course of treatment. Figures in italics indicate the base number of FP17s or Patient Questionnaire responses are less than 100. N/A is shown where the base number of responses is less than 10 during the period. % is calculated as Quantity/Base number*100

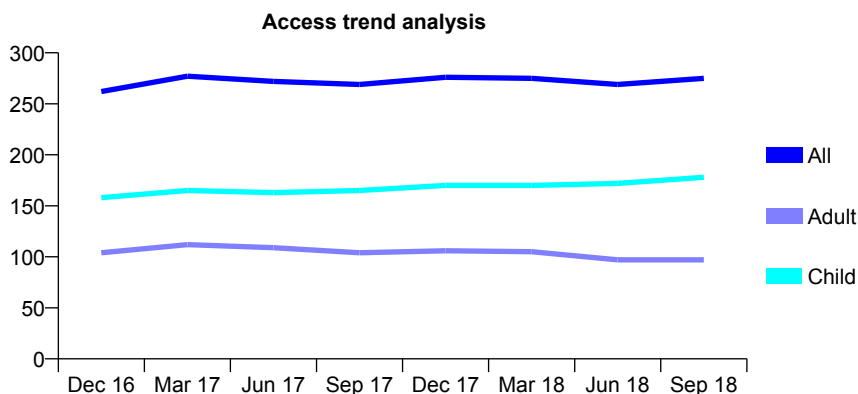
Q63 - Vital Signs At a Glance Contract Report for 810576/0001 - September 2018

Name or company name	MR RA PEREIRA
Contract type name	GDS Contract
Purpose of contract	General
Contract start date	01/04/2006
Contract end date	

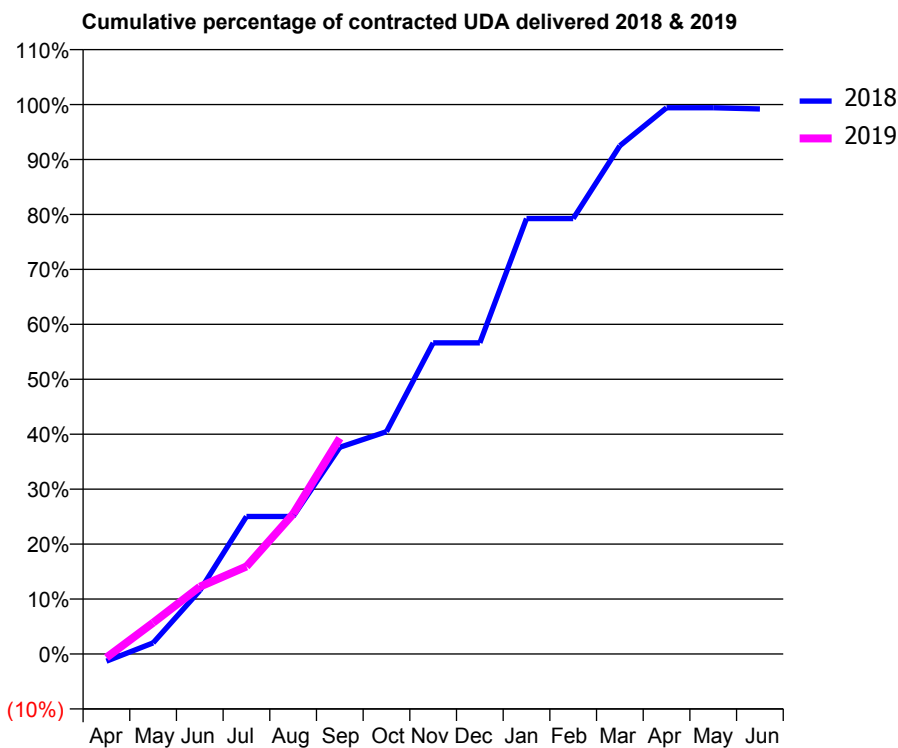
18/19 Contracted general activity (UDA)	600
Carry forward general activity (UDA)	5
18/19 Contracted orthodontic activity (UOA)	0
Carry forward orthodontic activity (UOA)	0
Baseline contract value	£16,385.56

ACCESS*

Patients seen in 24 months	Total	Change since previous quarter
Quarter ending September 2017	269	
Quarter ending December 2017	276	↑
Quarter ending March 2018	275	→
Quarter ending June 2018	269	↓
Quarter ending September 2018	275	↑
Variance since September 2017	2.2%	↑



ACTIVITY



Month	Adjusted Scheduled Activity (UDA)	
	2018	2019
April	-8	-4
May	12	34
June	69	73
July	150	96
August	150	153
September	226	236
October	243	
November	340	
December	340	
January	475	
February	475	
March	555	
April	596	
May	596	
June	595	

QUALITY

	Quantity	Base Number	Contract	AT	Region	England
% of FP17s for the same patient ID Re-attending within 3 months - Children	0	98	0.0%	9.9%	11.5%	11.6%
% of FP17s for the same patient ID Re-attending within 3 months - Adults	3	52	5.8%	15.2%	16.5%	15.5%
% of FP17s for the same patient ID Re-attending between 3 & 9 months - Children	22	98	22.4%	48.8%	48.5%	58.8%
% of FP17s for the same patient ID Re-attending between 3 & 9 months - Adults	21	52	40.4%	38.8%	39.1%	51.1%
% of FP17s for Band 1 Urgent Courses	8	131	6.1%	10.1%	10.6%	9.0%
% of FP17s Relating to Free Repair or Replacements	0	131	0.0%	0.6%	0.5%	0.8%
% of FP17s Relating to Continuations	0	131	0.0%	0.8%	0.7%	0.9%
% of Patients satisfied with the dentistry they have received	1	1	N/A	91.6%	90.5%	93.3%
% of Patients satisfied with the time they had to wait for an appointment	1	1	N/A	87.5%	85.1%	88.9%

* This is based on patients treated on this contract for their most recent course of treatment. Figures in italics indicate the base number of FP17s or Patient Questionnaire responses are less than 100. N/A is shown where the base number of responses is less than 10 during the period. % is calculated as Quantity/Base number*100

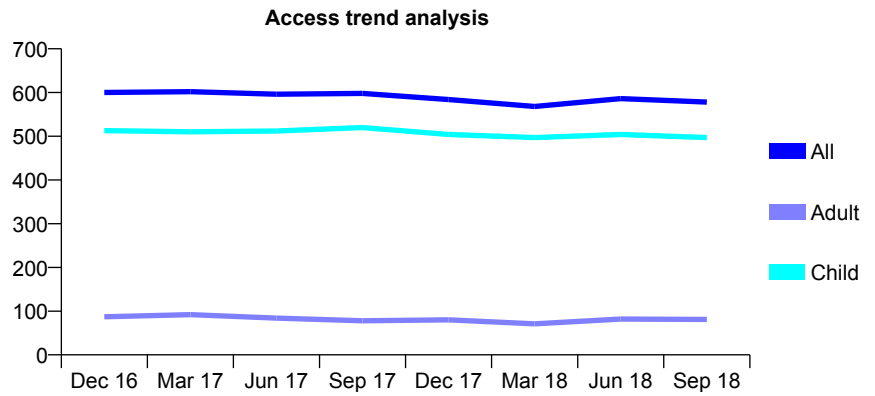
Q63 - Vital Signs At a Glance Contract Report for 813141/0001 - September 2018

Name or company name	Dental Surgery
Contract type name	GDS Contract
Purpose of contract	General
Contract start date	01/04/2006
Contract end date	

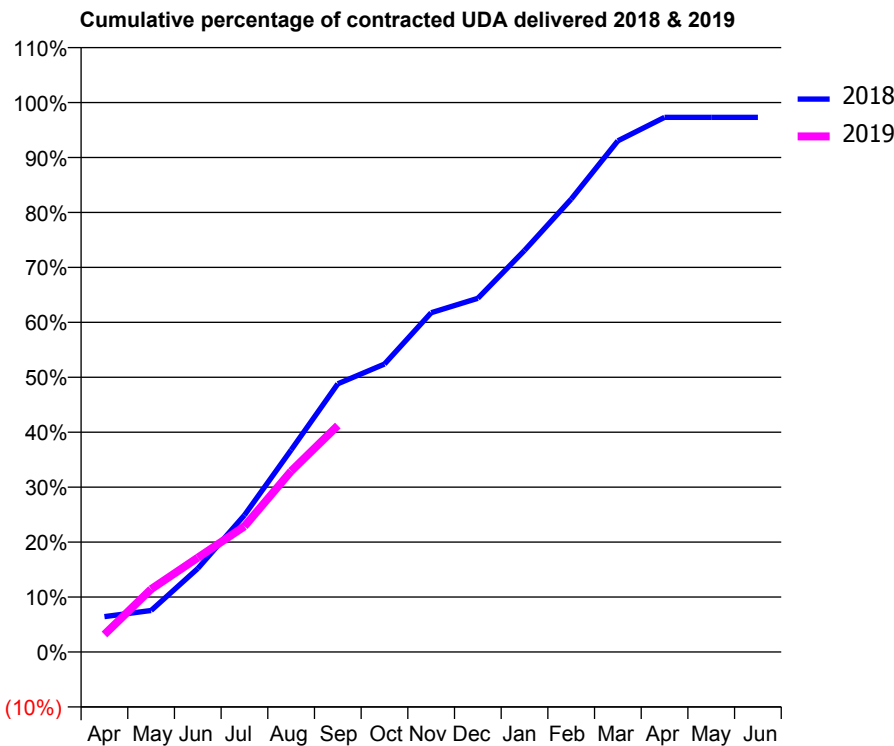
18/19 Contracted general activity (UDA)	1,261
Carry forward general activity (UDA)	34
18/19 Contracted orthodontic activity (UOA)	0
Carry forward orthodontic activity (UOA)	0
Baseline contract value	£43,279.52

ACCESS*

Patients seen in 24 months	Total	Change since previous quarter
Quarter ending September 2017	598	
Quarter ending December 2017	584	↓
Quarter ending March 2018	568	↓
Quarter ending June 2018	586	↑
Quarter ending September 2018	578	↓
Variance since September 2017	(3.3%)	↓



ACTIVITY



Month	Adjusted Scheduled Activity (UDA)	
	2018	2019
April	81	40
May	95	144
June	192	217
July	314	288
August	464	415
September	615	520
October	661	
November	779	
December	812	
January	921	
February	1,039	
March	1,173	
April	1,227	
May	1,227	
June	1,227	

QUALITY

	Quantity	Base Number	Contract	AT	Region	England
% of FP17s for the same patient ID Re-attending within 3 months - Children	21	365	5.8%	9.9%	11.5%	11.6%
% of FP17s for the same patient ID Re-attending within 3 months - Adults	0	19	0.0%	15.2%	16.5%	15.5%
% of FP17s for the same patient ID Re-attending between 3 & 9 months - Children	196	365	53.7%	48.8%	48.5%	58.8%
% of FP17s for the same patient ID Re-attending between 3 & 9 months - Adults	10	19	52.6%	38.8%	39.1%	51.1%
% of FP17s for Band 1 Urgent Courses	18	358	5.0%	10.1%	10.6%	9.0%
% of FP17s Relating to Free Repair or Replacements	0	358	0.0%	0.6%	0.5%	0.8%
% of FP17s Relating to Continuations	0	358	0.0%	0.8%	0.7%	0.9%
% of Patients satisfied with the dentistry they have received	0	0	N/A	91.6%	90.5%	93.3%
% of Patients satisfied with the time they had to wait for an appointment	0	0	N/A	87.5%	85.1%	88.9%

* This is based on patients treated on this contract for their most recent course of treatment. Figures in italics indicate the base number of FP17s or Patient Questionnaire responses are less than 100. N/A is shown where the base number of responses is less than 10 during the period. % is calculated as Quantity/Base number*100

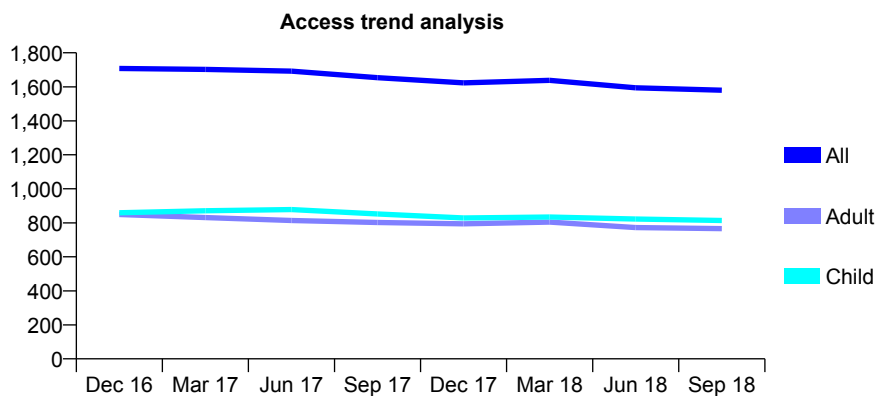
Q63 - Vital Signs At a Glance Contract Report for 813656/0001 - September 2018

Name or company name	MR KJ BROPHY
Contract type name	GDS Contract
Purpose of contract	General
Contract start date	01/04/2006
Contract end date	

18/19 Contracted general activity (UDA)	7,642
Carry forward general activity (UDA)	0
18/19 Contracted orthodontic activity (UOA)	0
Carry forward orthodontic activity (UOA)	0
Baseline contract value	£248,970.59

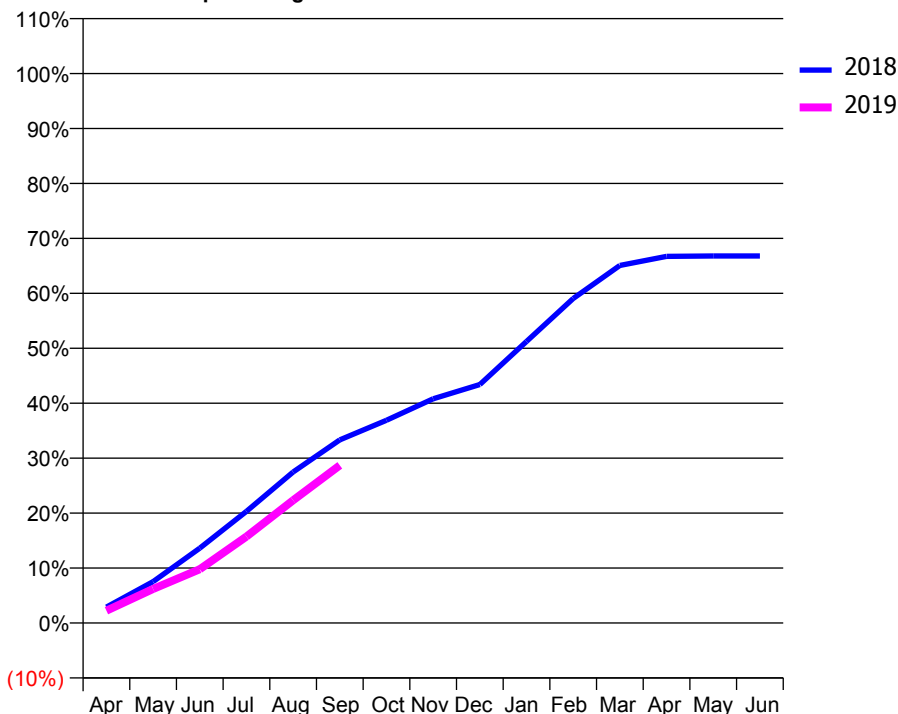
ACCESS*

Patients seen in 24 months	Total	Change since previous quarter
Quarter ending September 2017	1,654	
Quarter ending December 2017	1,623	↓
Quarter ending March 2018	1,638	→
Quarter ending June 2018	1,594	↓
Quarter ending September 2018	1,580	→
Variance since September 2017	(4.5%)	↓



ACTIVITY

Cumulative percentage of contracted UDA delivered 2018 & 2019



Adjusted Scheduled Activity (UDA)		
Month	2018	2019
April	221	172
May	576	474
June	1,041	749
July	1,552	1,202
August	2,100	1,707
September	2,548	2,194
October	2,819	
November	3,118	
December	3,317	
January	3,915	
February	4,512	
March	4,973	
April	5,099	
May	5,104	
June	5,105	

QUALITY

	Quantity	Base Number	Contract	AT	Region	England
% of FP17s for the same patient ID Re-attending within 3 months - Children	25	513	4.9%	9.9%	11.5%	11.6%
% of FP17s for the same patient ID Re-attending within 3 months - Adults	95	430	22.1%	15.2%	16.5%	15.5%
% of FP17s for the same patient ID Re-attending between 3 & 9 months - Children	275	513	53.6%	48.8%	48.5%	58.8%
% of FP17s for the same patient ID Re-attending between 3 & 9 months - Adults	171	430	39.8%	38.8%	39.1%	51.1%
% of FP17s for Band 1 Urgent Courses	58	879	6.6%	10.1%	10.6%	9.0%
% of FP17s Relating to Free Repair or Replacements	13	879	1.5%	0.6%	0.5%	0.8%
% of FP17s Relating to Continuations	0	879	0.0%	0.8%	0.7%	0.9%
% of Patients satisfied with the dentistry they have received	0	1	N/A	91.6%	90.5%	93.3%
% of Patients satisfied with the time they had to wait for an appointment	1	1	N/A	87.5%	85.1%	88.9%

* This is based on patients treated on this contract for their most recent course of treatment. Figures in italics indicate the base number of FP17s or Patient Questionnaire responses are less than 100. N/A is shown where the base number of responses is less than 10 during the period. % is calculated as Quantity/Base number*100

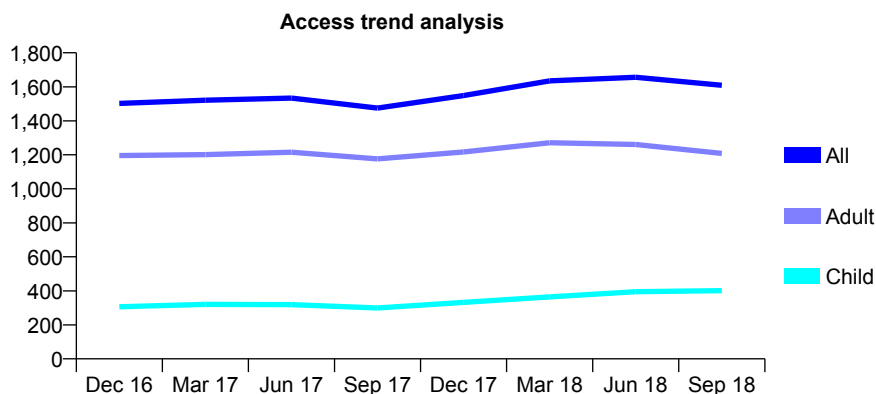
Q63 - Vital Signs At a Glance Contract Report for 819859/0001 - September 2018

Name or company name	MR CF MCCONNELL
Contract type name	GDS Contract
Purpose of contract	General
Contract start date	01/04/2006
Contract end date	

18/19 Contracted general activity (UDA)	5,369
Carry forward general activity (UDA)	1
18/19 Contracted orthodontic activity (UOA)	0
Carry forward orthodontic activity (UOA)	0
Baseline contract value	£142,334.34

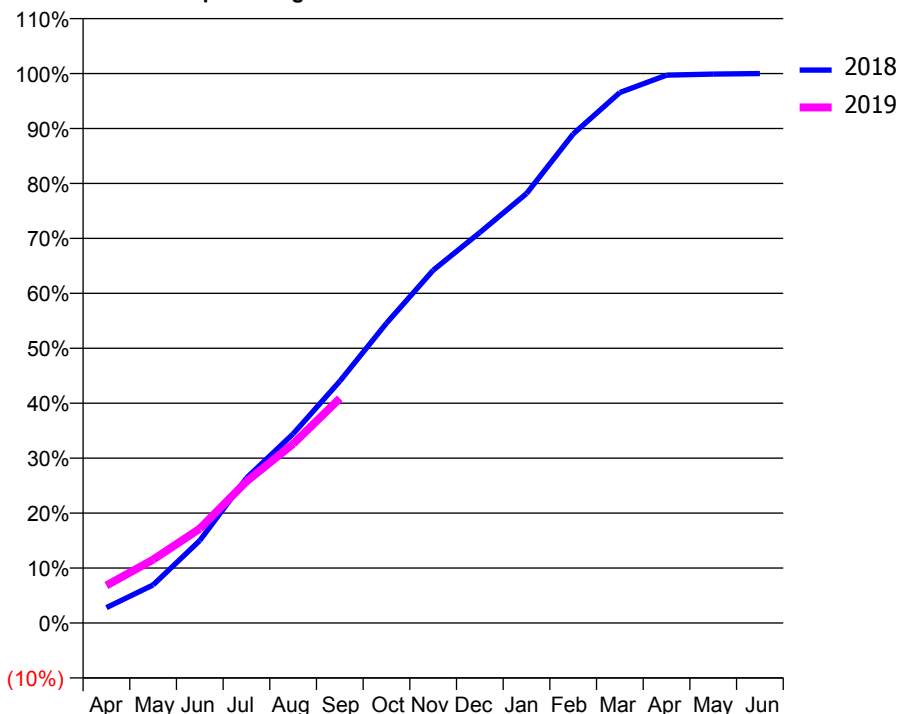
ACCESS*

Patients seen in 24 months	Total	Change since previous quarter
Quarter ending September 2017	1,475	
Quarter ending December 2017	1,549	↑
Quarter ending March 2018	1,635	↑
Quarter ending June 2018	1,656	→
Quarter ending September 2018	1,609	↓
Variance since September 2017	9.1%	↑



ACTIVITY

Cumulative percentage of contracted UDA delivered 2018 & 2019



Adjusted Scheduled Activity (UDA)

Month	2018	2019
April	150	367
May	371	619
June	805	922
July	1,416	1,382
August	1,848	1,751
September	2,363	2,195
October	2,929	
November	3,447	
December	3,815	
January	4,196	
February	4,779	
March	5,184	
April	5,353	
May	5,364	
June	5,368	

QUALITY

	Quantity	Base Number	Contract	AT	Region	England
% of FP17s for the same patient ID Re-attending within 3 months - Children	2	242	0.8%	9.9%	11.5%	11.6%
% of FP17s for the same patient ID Re-attending within 3 months - Adults	37	745	5.0%	15.2%	16.5%	15.5%
% of FP17s for the same patient ID Re-attending between 3 & 9 months - Children	48	242	19.8%	48.8%	48.5%	58.8%
% of FP17s for the same patient ID Re-attending between 3 & 9 months - Adults	148	745	19.9%	38.8%	39.1%	51.1%
% of FP17s for Band 1 Urgent Courses	79	913	8.7%	10.1%	10.6%	9.0%
% of FP17s Relating to Free Repair or Replacements	4	913	0.4%	0.6%	0.5%	0.8%
% of FP17s Relating to Continuations	5	913	0.5%	0.8%	0.7%	0.9%
% of Patients satisfied with the dentistry they have received	3	3	N/A	91.6%	90.5%	93.3%
% of Patients satisfied with the time they had to wait for an appointment	3	3	N/A	87.5%	85.1%	88.9%

* This is based on patients treated on this contract for their most recent course of treatment. Figures in italics indicate the base number of FP17s or Patient Questionnaire responses are less than 100. N/A is shown where the base number of responses is less than 10 during the period. % is calculated as Quantity/Base number*100

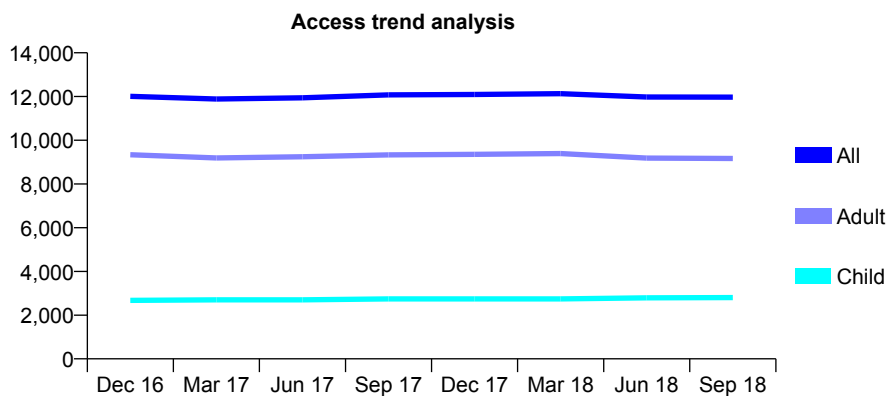
Q63 - Vital Signs At a Glance Contract Report for 825948/0006 - September 2018

Name or company name	MR JK KOTECHA
Contract type name	GDS Contract
Purpose of contract	General
Contract start date	01/04/2006
Contract end date	

18/19 Contracted general activity (UDA)	36,391
Carry forward general activity (UDA)	-577
18/19 Contracted orthodontic activity (UOA)	0
Carry forward orthodontic activity (UOA)	0
Baseline contract value	£1,235,334.28

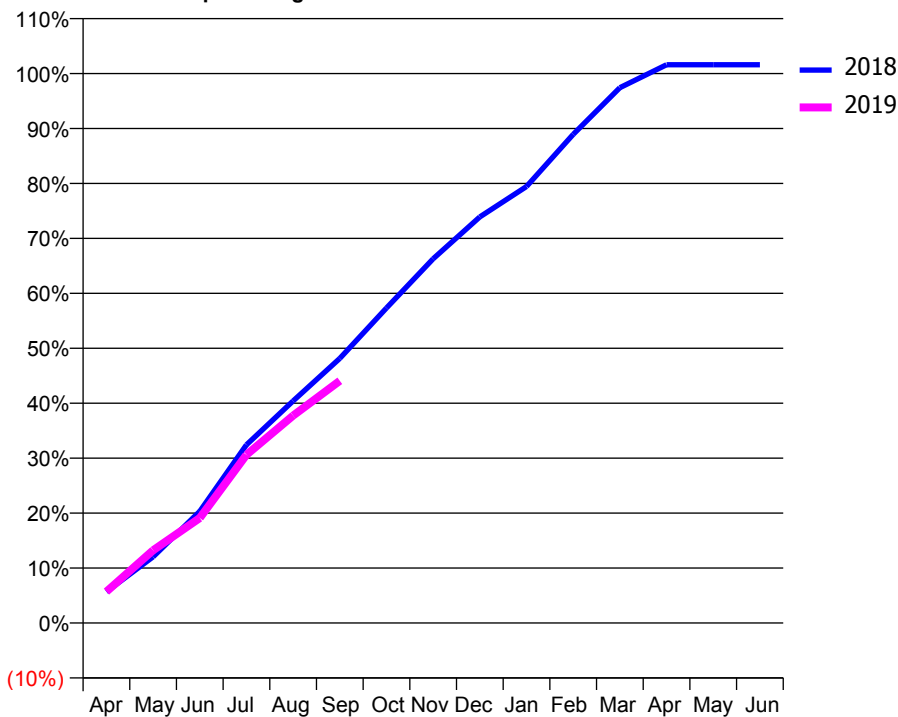
ACCESS*

Patients seen in 24 months	Total	Change since previous quarter
Quarter ending September 2017	12,077	
Quarter ending December 2017	12,096	→
Quarter ending March 2018	12,132	→
Quarter ending June 2018	11,976	↓
Quarter ending September 2018	11,973	→
Variance since September 2017	(0.9%)	→



ACTIVITY

Cumulative percentage of contracted UDA delivered 2018 & 2019



Month	Adjusted Scheduled Activity (UDA)	
	2018	2019
April	2,071	2,076
May	4,385	4,821
June	7,397	6,955
July	11,805	11,136
August	14,705	13,736
September	17,524	16,038
October	20,866	
November	24,121	
December	26,893	
January	28,911	
February	32,362	
March	35,449	
April	36,974	
May	36,967	
June	36,968	

QUALITY

	Quantity	Base Number	Contract	AT	Region	England
% of FP17s for the same patient ID Re-attending within 3 months - Children	69	1,745	4.0%	9.9%	11.5%	11.6%
% of FP17s for the same patient ID Re-attending within 3 months - Adults	292	4,151	7.0%	15.2%	16.5%	15.5%
% of FP17s for the same patient ID Re-attending between 3 & 9 months - Children	905	1,745	51.9%	48.8%	48.5%	58.8%
% of FP17s for the same patient ID Re-attending between 3 & 9 months - Adults	1,664	4,151	40.1%	38.8%	39.1%	51.1%
% of FP17s for Band 1 Urgent Courses	176	5,440	3.2%	10.1%	10.6%	9.0%
% of FP17s Relating to Free Repair or Replacements	13	5,440	0.2%	0.6%	0.5%	0.8%
% of FP17s Relating to Continuations	0	5,440	0.0%	0.8%	0.7%	0.9%
% of Patients satisfied with the dentistry they have received	2	2	N/A	91.6%	90.5%	93.3%
% of Patients satisfied with the time they had to wait for an appointment	2	2	N/A	87.5%	85.1%	88.9%

* This is based on patients treated on this contract for their most recent course of treatment. Figures in italics indicate the base number of FP17s or Patient Questionnaire responses are less than 100. N/A is shown where the base number of responses is less than 10 during the period. % is calculated as Quantity/Base number*100

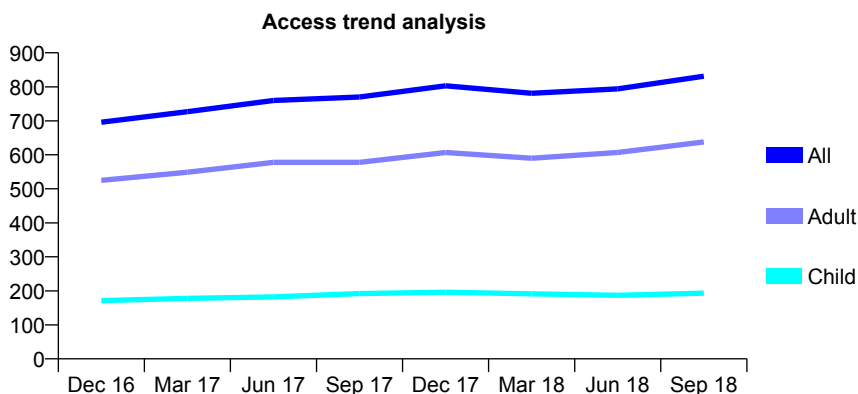
Q63 - Vital Signs At a Glance Contract Report for 825980/0001 - September 2018

Name or company name	MR KF D'SOUZA
Contract type name	GDS Contract
Purpose of contract	General
Contract start date	01/04/2006
Contract end date	

18/19 Contracted general activity (UDA)	2,000
Carry forward general activity (UDA)	-26
18/19 Contracted orthodontic activity (UOA)	0
Carry forward orthodontic activity (UOA)	0
Baseline contract value	£81,596.65

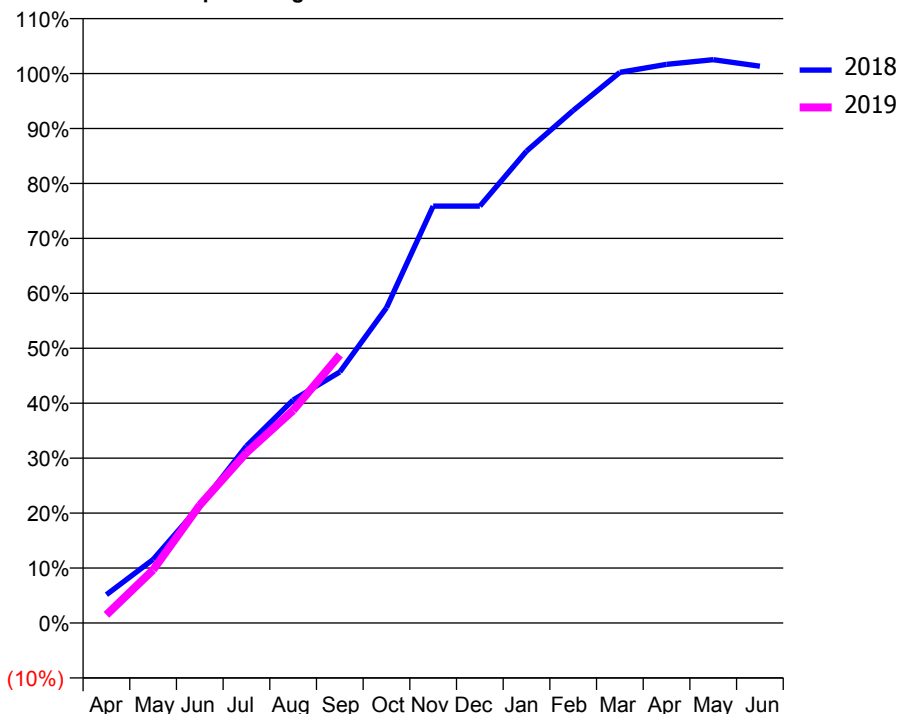
ACCESS*

Patients seen in 24 months	Total	Change since previous quarter
Quarter ending September 2017	770	
Quarter ending December 2017	803	↑
Quarter ending March 2018	781	↓
Quarter ending June 2018	794	→
Quarter ending September 2018	831	↑
Variance since September 2017	7.9%	↑



ACTIVITY

Cumulative percentage of contracted UDA delivered 2018 & 2019



Month	Adjusted Scheduled Activity (UDA)	
	2018	2019
April	103	30
May	231	193
June	426	429
July	644	620
August	812	774
September	914	976
October	1,148	
November	1,517	
December	1,517	
January	1,717	
February	1,865	
March	2,004	
April	2,033	
May	2,050	
June	2,026	

QUALITY

	Quantity	Base Number	Contract	AT	Region	England
% of FP17s for the same patient ID Re-attending within 3 months - Children	3	80	3.8%	9.9%	11.5%	11.6%
% of FP17s for the same patient ID Re-attending within 3 months - Adults	40	283	14.1%	15.2%	16.5%	15.5%
% of FP17s for the same patient ID Re-attending between 3 & 9 months - Children	10	80	12.5%	48.8%	48.5%	58.8%
% of FP17s for the same patient ID Re-attending between 3 & 9 months - Adults	37	283	13.1%	38.8%	39.1%	51.1%
% of FP17s for Band 1 Urgent Courses	55	343	16.0%	10.1%	10.6%	9.0%
% of FP17s Relating to Free Repair or Replacements	0	343	0.0%	0.6%	0.5%	0.8%
% of FP17s Relating to Continuations	1	343	0.3%	0.8%	0.7%	0.9%
% of Patients satisfied with the dentistry they have received	0	0	N/A	91.6%	90.5%	93.3%
% of Patients satisfied with the time they had to wait for an appointment	0	0	N/A	87.5%	85.1%	88.9%

* This is based on patients treated on this contract for their most recent course of treatment. Figures in italics indicate the base number of FP17s or Patient Questionnaire responses are less than 100. N/A is shown where the base number of responses is less than 10 during the period. % is calculated as Quantity/Base number*100

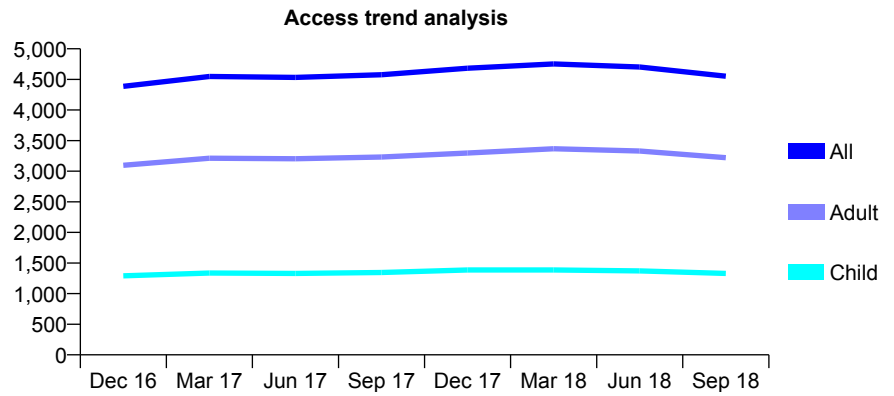
Q63 - Vital Signs At a Glance Contract Report for 829153/0001 - September 2018

Name or company name	MR GN BROWN
Contract type name	Pilot Contract
Purpose of contract	General
Contract start date	01/04/2006
Contract end date	

18/19 Contracted general activity (UDA)	14,148
Carry forward general activity (UDA)	0
18/19 Contracted orthodontic activity (UOA)	0
Carry forward orthodontic activity (UOA)	0
Baseline contract value	£444,765.87

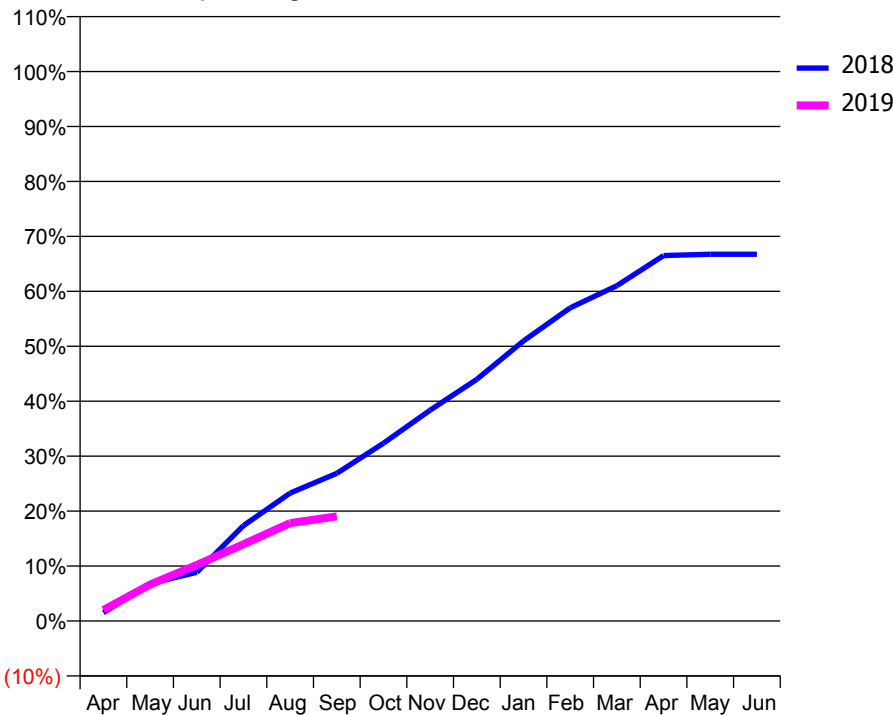
ACCESS*

Patients seen in 24 months	Total	Change since previous quarter
Quarter ending September 2017	4,576	
Quarter ending December 2017	4,684	↑
Quarter ending March 2018	4,753	→
Quarter ending June 2018	4,702	↓
Quarter ending September 2018	4,553	↓
Variance since September 2017	(0.5%)	→



ACTIVITY

Cumulative percentage of contracted UDA delivered 2018 & 2019



Month	Adjusted Scheduled Activity (UDA)	
	2018	2019
April	215	284
May	965	938
June	1,255	1,443
July	2,458	1,975
August	3,294	2,522
September	3,802	2,694
October	4,577	
November	5,431	
December	6,223	
January	7,213	
February	8,065	
March	8,632	
April	9,407	
May	9,443	
June	9,442	

QUALITY

	Quantity	Base Number	Contract	AT	Region	England
% of FP17s for the same patient ID Re-attending within 3 months - Children	20	554	3.6%	9.9%	11.5%	11.6%
% of FP17s for the same patient ID Re-attending within 3 months - Adults	86	1,060	8.1%	15.2%	16.5%	15.5%
% of FP17s for the same patient ID Re-attending between 3 & 9 months - Children	168	554	30.3%	48.8%	48.5%	58.8%
% of FP17s for the same patient ID Re-attending between 3 & 9 months - Adults	203	1,060	19.2%	38.8%	39.1%	51.1%
% of FP17s for Band 1 Urgent Courses	57	1,015	5.6%	10.1%	10.6%	9.0%
% of FP17s Relating to Free Repair or Replacements	2	1,015	0.2%	0.6%	0.5%	0.8%
% of FP17s Relating to Continuations	5	1,015	0.5%	0.8%	0.7%	0.9%
% of Patients satisfied with the dentistry they have received	1	1	N/A	91.6%	90.5%	93.3%
% of Patients satisfied with the time they had to wait for an appointment	1	1	N/A	87.5%	85.1%	88.9%

* This is based on patients treated on this contract for their most recent course of treatment. Figures in italics indicate the base number of FP17s or Patient Questionnaire responses are less than 100. N/A is shown where the base number of responses is less than 10 during the period. % is calculated as Quantity/Base number*100

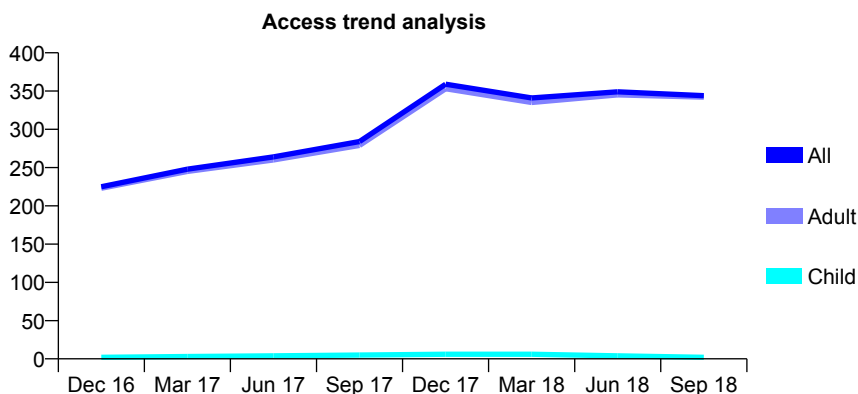
Q63 - Vital Signs At a Glance Contract Report for 829153/0003 - September 2018

Name or company name	MR GN BROWN
Contract type name	PDS Contract
Purpose of contract	General
Contract start date	01/01/2008
Contract end date	30/09/2018

18/19 Contracted general activity (UDA)	375
Carry forward general activity (UDA)	0
18/19 Contracted orthodontic activity (UOA)	0
Carry forward orthodontic activity (UOA)	0
Baseline contract value	£17,469.67

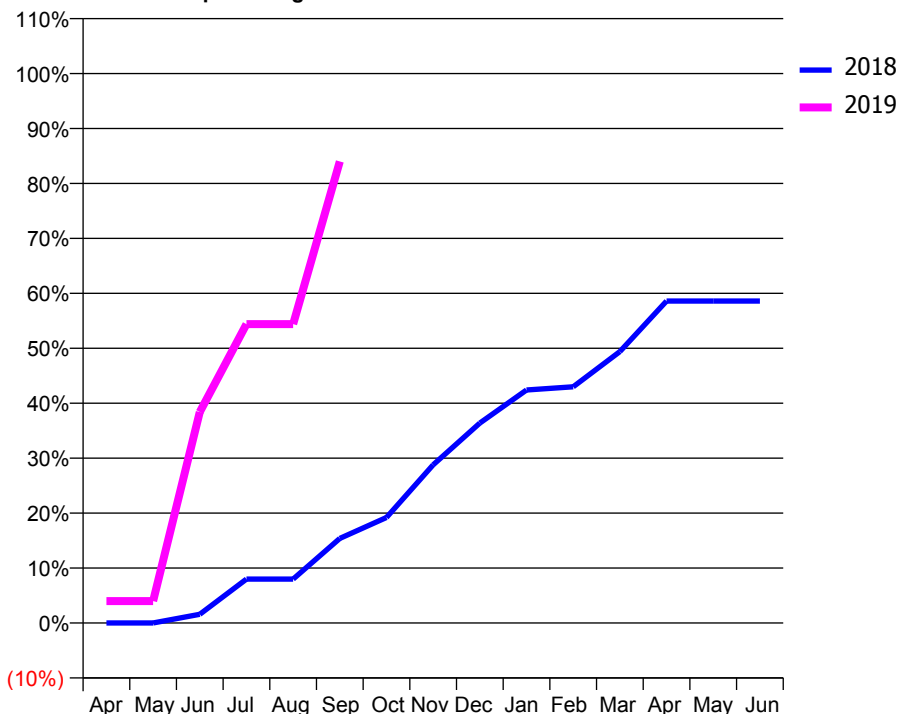
ACCESS*

Patients seen in 24 months	Total	Change since previous quarter
Quarter ending September 2017	284	
Quarter ending December 2017	359	↑
Quarter ending March 2018	341	↓
Quarter ending June 2018	349	↑
Quarter ending September 2018	344	↓
Variance since September 2017	21.1%	↑



ACTIVITY

Cumulative percentage of contracted UDA delivered 2018 & 2019



Adjusted Scheduled Activity (UDA)

Month	2018	2019
April	0	15
May	0	15
June	24	144
July	120	204
August	120	204
September	231	315
October	288	
November	432	
December	546	
January	636	
February	645	
March	741	
April	879	
May	879	
June	879	

QUALITY

	Quantity	Base Number	Contract	AT	Region	England
% of FP17s for the same patient ID Re-attending within 3 months - Children	0	2	0.0%	9.9%	11.5%	11.6%
% of FP17s for the same patient ID Re-attending within 3 months - Adults	1	149	0.7%	15.2%	16.5%	15.5%
% of FP17s for the same patient ID Re-attending between 3 & 9 months - Children	0	2	0.0%	48.8%	48.5%	58.8%
% of FP17s for the same patient ID Re-attending between 3 & 9 months - Adults	0	149	0.0%	38.8%	39.1%	51.1%
% of FP17s for Band 1 Urgent Courses	0	105	0.0%	10.1%	10.6%	9.0%
% of FP17s Relating to Free Repair or Replacements	0	105	0.0%	0.6%	0.5%	0.8%
% of FP17s Relating to Continuations	0	105	0.0%	0.8%	0.7%	0.9%
% of Patients satisfied with the dentistry they have received	0	0	N/A	91.6%	90.5%	93.3%
% of Patients satisfied with the time they had to wait for an appointment	0	0	N/A	87.5%	85.1%	88.9%

* This is based on patients treated on this contract for their most recent course of treatment. Figures in italics indicate the base number of FP17s or Patient Questionnaire responses are less than 100. N/A is shown where the base number of responses is less than 10 during the period. % is calculated as Quantity/Base number*100

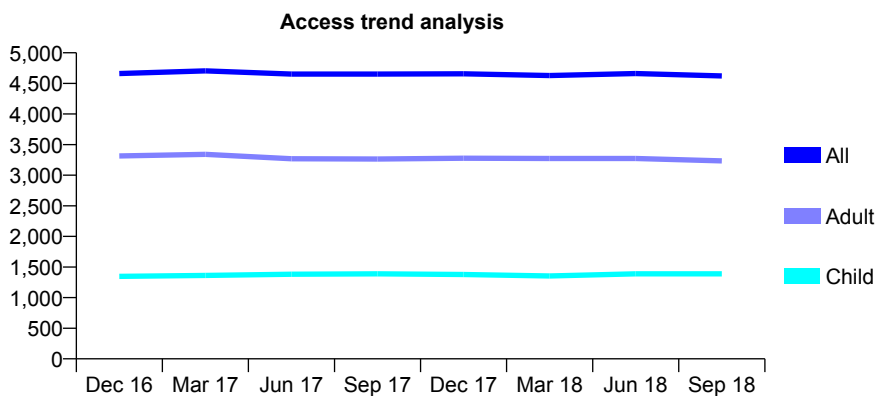
Q63 - Vital Signs At a Glance Contract Report for 829285/0002 - September 2018

Name or company name	MRS CO ADELOYE
Contract type name	GDS Contract
Purpose of contract	General
Contract start date	01/04/2006
Contract end date	

18/19 Contracted general activity (UDA)	15,503
Carry forward general activity (UDA)	0
18/19 Contracted orthodontic activity (UOA)	0
Carry forward orthodontic activity (UOA)	0
Baseline contract value	£377,975.64

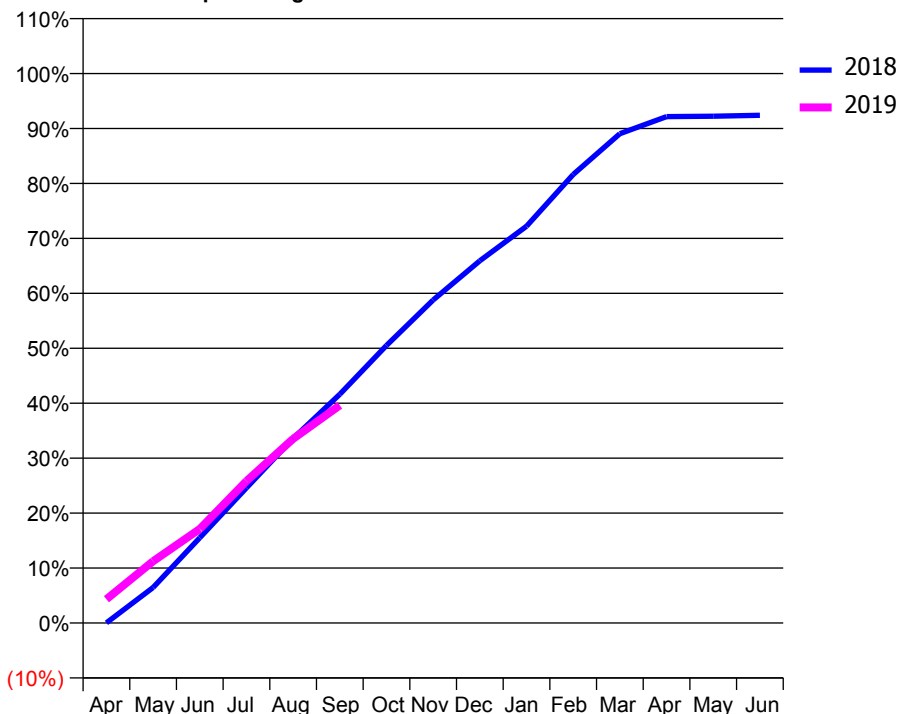
ACCESS*

Patients seen in 24 months	Total	Change since previous quarter
Quarter ending September 2017	4,653	
Quarter ending December 2017	4,656	→
Quarter ending March 2018	4,629	→
Quarter ending June 2018	4,662	→
Quarter ending September 2018	4,622	→
Variance since September 2017	(0.7%)	→



ACTIVITY

Cumulative percentage of contracted UDA delivered 2018 & 2019



Month	Adjusted Scheduled Activity (UDA)	
	2018	2019
April	7	671
May	1,004	1,743
June	2,405	2,655
July	3,812	4,006
August	5,207	5,196
September	6,452	6,140
October	7,832	
November	9,114	
December	10,222	
January	11,196	
February	12,655	
March	13,804	
April	14,285	
May	14,298	
June	14,325	

QUALITY

	Quantity	Base Number	Contract	AT	Region	England
% of FP17s for the same patient ID Re-attending within 3 months - Children	74	816	9.1%	9.9%	11.5%	11.6%
% of FP17s for the same patient ID Re-attending within 3 months - Adults	310	1,725	18.0%	15.2%	16.5%	15.5%
% of FP17s for the same patient ID Re-attending between 3 & 9 months - Children	340	816	41.7%	48.8%	48.5%	58.8%
% of FP17s for the same patient ID Re-attending between 3 & 9 months - Adults	573	1,725	33.2%	38.8%	39.1%	51.1%
% of FP17s for Band 1 Urgent Courses	245	2,361	10.4%	10.1%	10.6%	9.0%
% of FP17s Relating to Free Repair or Replacements	26	2,361	1.1%	0.6%	0.5%	0.8%
% of FP17s Relating to Continuations	27	2,361	1.1%	0.8%	0.7%	0.9%
% of Patients satisfied with the dentistry they have received	2	2	N/A	91.6%	90.5%	93.3%
% of Patients satisfied with the time they had to wait for an appointment	2	2	N/A	87.5%	85.1%	88.9%

* This is based on patients treated on this contract for their most recent course of treatment. Figures in italics indicate the base number of FP17s or Patient Questionnaire responses are less than 100. N/A is shown where the base number of responses is less than 10 during the period. % is calculated as Quantity/Base number*100

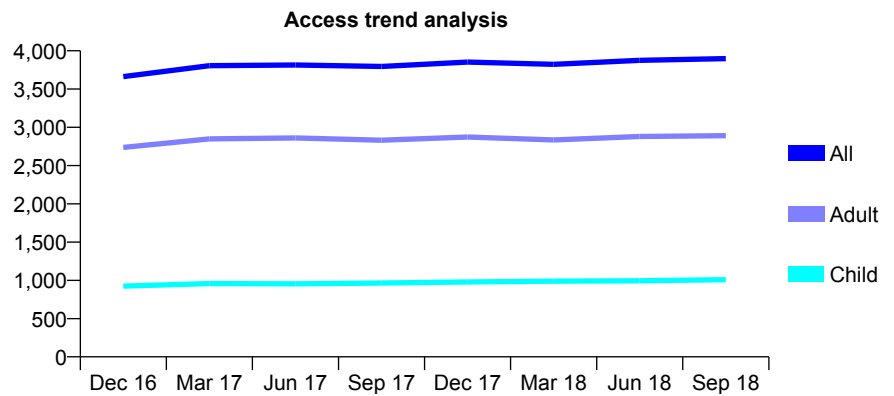
Q63 - Vital Signs At a Glance Contract Report for 829285/0006 - September 2018

Name or company name	MRS CO ADELOYE
Contract type name	GDS Contract
Purpose of contract	General
Contract start date	15/10/2009
Contract end date	

18/19 Contracted general activity (UDA)	10,500
Carry forward general activity (UDA)	-210
18/19 Contracted orthodontic activity (UOA)	0
Carry forward orthodontic activity (UOA)	0
Baseline contract value	£299,962.31

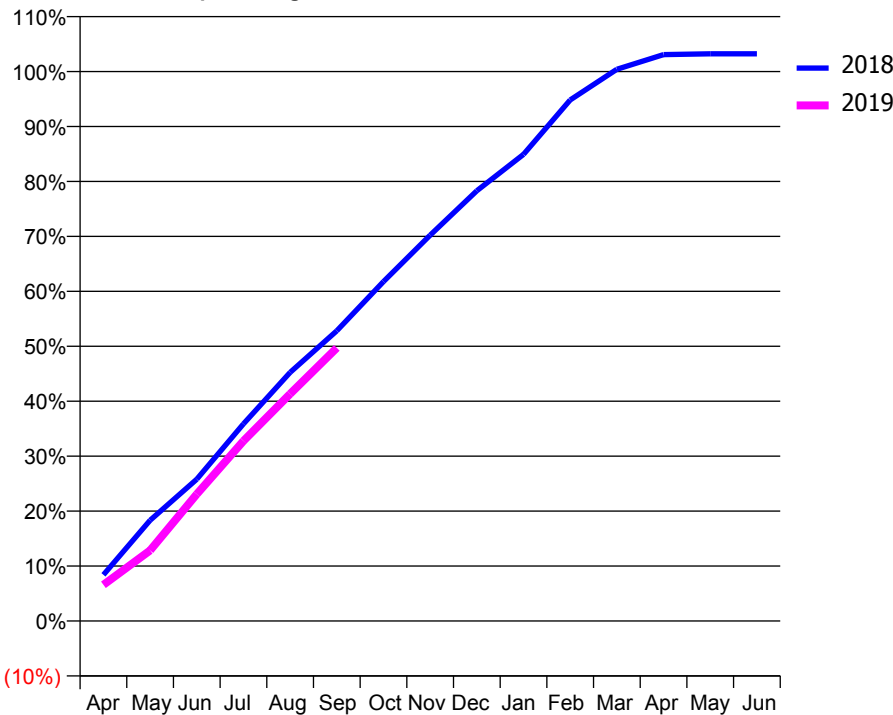
ACCESS*

Patients seen in 24 months	Total	Change since previous quarter
Quarter ending September 2017	3,796	
Quarter ending December 2017	3,853	→
Quarter ending March 2018	3,823	→
Quarter ending June 2018	3,876	→
Quarter ending September 2018	3,898	→
Variance since September 2017	2.7%	↑



ACTIVITY

Cumulative percentage of contracted UDA delivered 2018 & 2019



Month	Adjusted Scheduled Activity (UDA)	
	2018	2019
April	882	691
May	1,924	1,349
June	2,709	2,426
July	3,767	3,441
August	4,751	4,341
September	5,545	5,220
October	6,486	
November	7,373	
December	8,222	
January	8,916	
February	9,955	
March	10,542	
April	10,822	
May	10,839	
June	10,839	

QUALITY

	Quantity	Base Number	Contract	AT	Region	England
% of FP17s for the same patient ID Re-attending within 3 months - Children	28	542	5.2%	9.9%	11.5%	11.6%
% of FP17s for the same patient ID Re-attending within 3 months - Adults	162	1,444	11.2%	15.2%	16.5%	15.5%
% of FP17s for the same patient ID Re-attending between 3 & 9 months - Children	174	542	32.1%	48.8%	48.5%	58.8%
% of FP17s for the same patient ID Re-attending between 3 & 9 months - Adults	415	1,444	28.7%	38.8%	39.1%	51.1%
% of FP17s for Band 1 Urgent Courses	192	1,914	10.0%	10.1%	10.6%	9.0%
% of FP17s Relating to Free Repair or Replacements	16	1,914	0.8%	0.6%	0.5%	0.8%
% of FP17s Relating to Continuations	1	1,914	0.1%	0.8%	0.7%	0.9%
% of Patients satisfied with the dentistry they have received	1	1	N/A	91.6%	90.5%	93.3%
% of Patients satisfied with the time they had to wait for an appointment	1	1	N/A	87.5%	85.1%	88.9%

* This is based on patients treated on this contract for their most recent course of treatment. Figures in italics indicate the base number of FP17s or Patient Questionnaire responses are less than 100. N/A is shown where the base number of responses is less than 10 during the period. % is calculated as Quantity/Base number*100

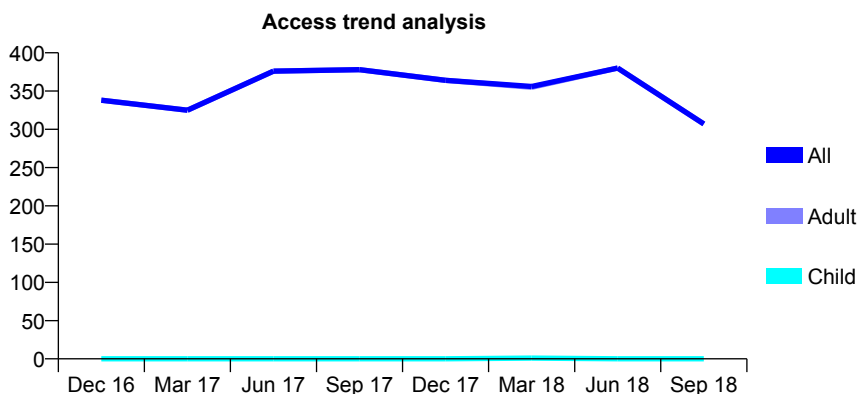
Q63 - Vital Signs At a Glance Contract Report for 835099/0002 - September 2018

Name or company name	MISS F PESSIAN HAGHIGHI
Contract type name	PDS Contract
Purpose of contract	General
Contract start date	01/06/2013
Contract end date	30/06/2018

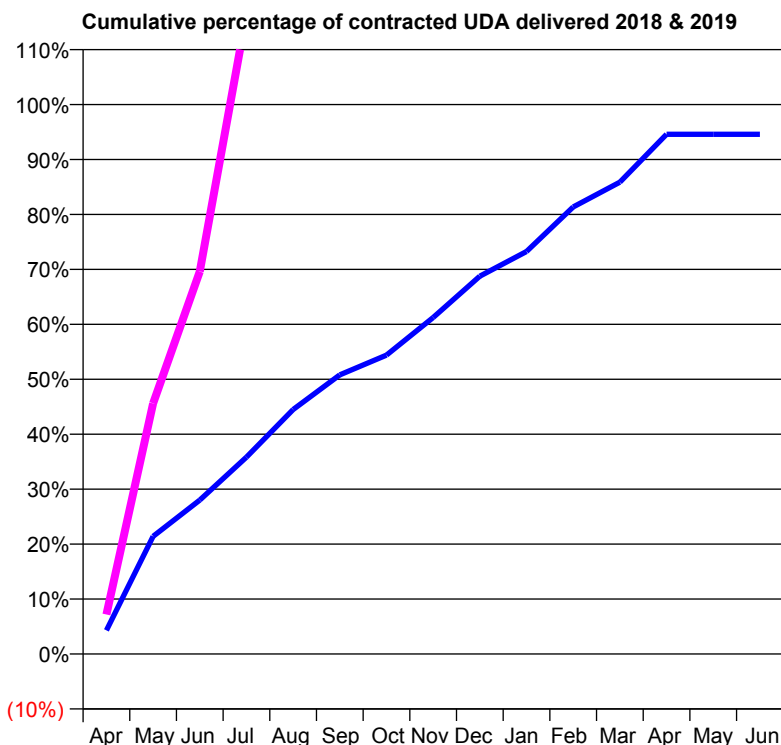
18/19 Contracted general activity (UDA)	250
Carry forward general activity (UDA)	0
18/19 Contracted orthodontic activity (UOA)	0
Carry forward orthodontic activity (UOA)	0
Baseline contract value	£13,282.96

ACCESS*

Patients seen in 24 months	Total	Change since previous quarter
Quarter ending September 2017	378	
Quarter ending December 2017	364	↓
Quarter ending March 2018	356	↓
Quarter ending June 2018	380	↑
Quarter ending September 2018	307	↓
Variance since September 2017	(18.8%)	↓



ACTIVITY



Month	Adjusted Scheduled Activity (UDA)	
	2018	2019
April	43	18
May	214	114
June	280	174
July	358	291
August	444	291
September	507	291
October	543	
November	612	
December	687	
January	732	
February	813	
March	858	
April	945	
May	945	
June	945	

QUALITY

	Quantity	Base Number	Contract	AT	Region	England
% of FP17s for the same patient ID Re-attending within 3 months - Children	0	1	0.0%	9.9%	11.5%	11.6%
% of FP17s for the same patient ID Re-attending within 3 months - Adults	0	125	0.0%	15.2%	16.5%	15.5%
% of FP17s for the same patient ID Re-attending between 3 & 9 months - Children	0	1	0.0%	48.8%	48.5%	58.8%
% of FP17s for the same patient ID Re-attending between 3 & 9 months - Adults	0	125	0.0%	38.8%	39.1%	51.1%
% of FP17s for Band 1 Urgent Courses	0	97	0.0%	10.1%	10.6%	9.0%
% of FP17s Relating to Free Repair or Replacements	0	97	0.0%	0.6%	0.5%	0.8%
% of FP17s Relating to Continuations	0	97	0.0%	0.8%	0.7%	0.9%
% of Patients satisfied with the dentistry they have received	0	0	N/A	91.6%	90.5%	93.3%
% of Patients satisfied with the time they had to wait for an appointment	0	0	N/A	87.5%	85.1%	88.9%

* This is based on patients treated on this contract for their most recent course of treatment. Figures in italics indicate the base number of FP17s or Patient Questionnaire responses are less than 100. N/A is shown where the base number of responses is less than 10 during the period. % is calculated as Quantity/Base number*100

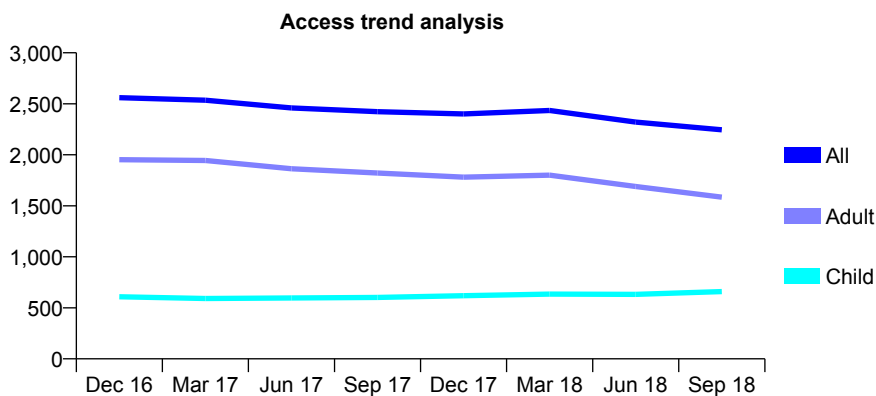
Q63 - Vital Signs At a Glance Contract Report for 839876/0001 - September 2018

Name or company name	MISS RN NATH
Contract type name	GDS Contract
Purpose of contract	General
Contract start date	01/04/2006
Contract end date	

18/19 Contracted general activity (UDA)	5,861
Carry forward general activity (UDA)	102
18/19 Contracted orthodontic activity (UOA)	0
Carry forward orthodontic activity (UOA)	0
Baseline contract value	£145,759.60

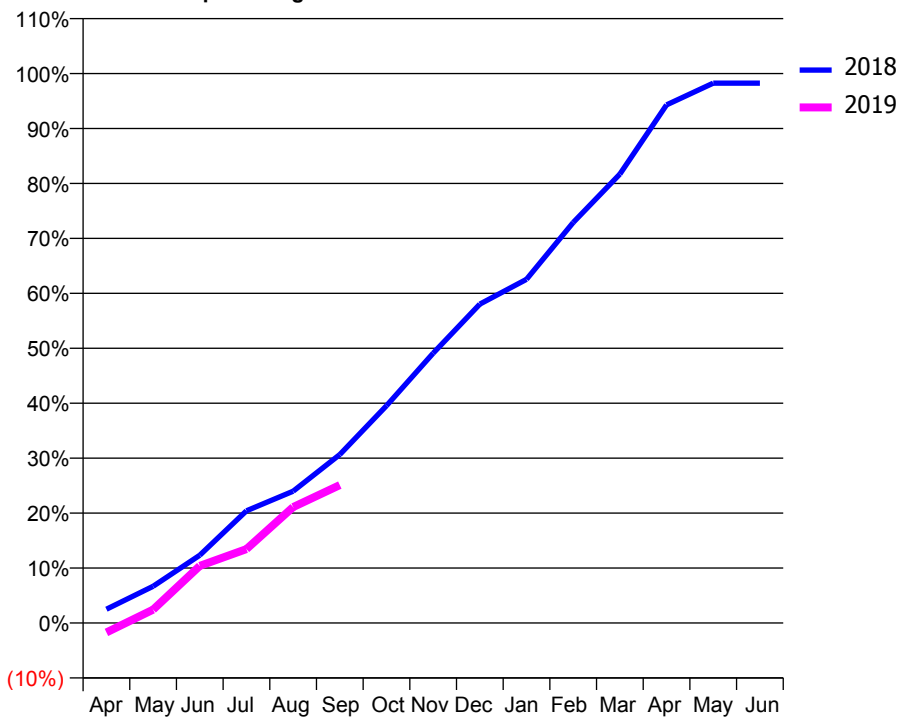
ACCESS*

Patients seen in 24 months	Total	Change since previous quarter
Quarter ending September 2017	2,423	
Quarter ending December 2017	2,400	→
Quarter ending March 2018	2,435	→
Quarter ending June 2018	2,321	↓
Quarter ending September 2018	2,245	↓
Variance since September 2017	(7.3%)	↓



ACTIVITY

Cumulative percentage of contracted UDA delivered 2018 & 2019



Adjusted Scheduled Activity (UDA)

Month	2018	2019
April	147	-102
May	392	143
June	724	609
July	1,197	789
August	1,406	1,237
September	1,798	1,471
October	2,318	
November	2,878	
December	3,401	
January	3,666	
February	4,271	
March	4,788	
April	5,527	
May	5,759	
June	5,759	

QUALITY

	Quantity	Base Number	Contract	AT	Region	England
% of FP17s for the same patient ID Re-attending within 3 months - Children	86	548	15.7%	9.9%	11.5%	11.6%
% of FP17s for the same patient ID Re-attending within 3 months - Adults	200	1,034	19.3%	15.2%	16.5%	15.5%
% of FP17s for the same patient ID Re-attending between 3 & 9 months - Children	255	548	46.5%	48.8%	48.5%	58.8%
% of FP17s for the same patient ID Re-attending between 3 & 9 months - Adults	398	1,034	38.5%	38.8%	39.1%	51.1%
% of FP17s for Band 1 Urgent Courses	91	701	13.0%	10.1%	10.6%	9.0%
% of FP17s Relating to Free Repair or Replacements	1	701	0.1%	0.6%	0.5%	0.8%
% of FP17s Relating to Continuations	7	701	1.0%	0.8%	0.7%	0.9%
% of Patients satisfied with the dentistry they have received	0	0	N/A	91.6%	90.5%	93.3%
% of Patients satisfied with the time they had to wait for an appointment	0	0	N/A	87.5%	85.1%	88.9%

* This is based on patients treated on this contract for their most recent course of treatment. Figures in italics indicate the base number of FP17s or Patient Questionnaire responses are less than 100. N/A is shown where the base number of responses is less than 10 during the period. % is calculated as Quantity/Base number*100

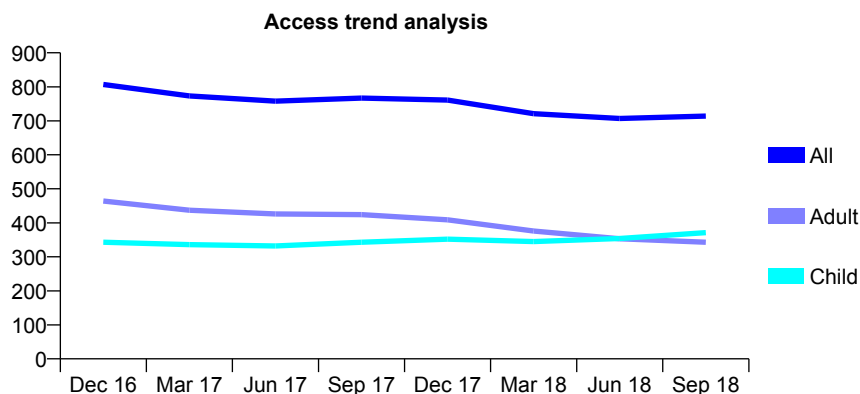
Q63 - Vital Signs At a Glance Contract Report for 842761/0001 - September 2018

Name or company name	MRS H SEBI
Contract type name	GDS Contract
Purpose of contract	General
Contract start date	01/04/2006
Contract end date	

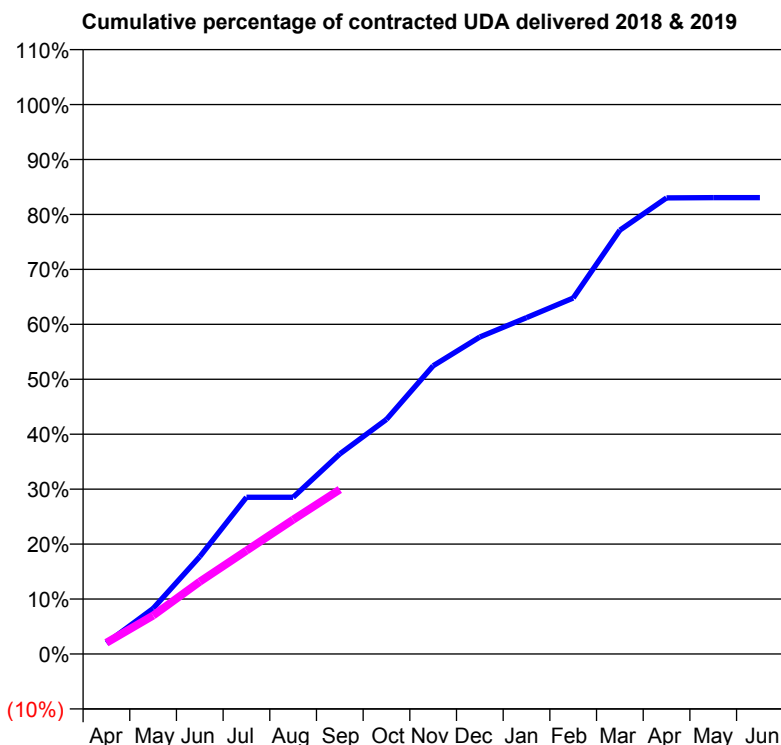
18/19 Contracted general activity (UDA)	1,704
Carry forward general activity (UDA)	0
18/19 Contracted orthodontic activity (UOA)	0
Carry forward orthodontic activity (UOA)	0
Baseline contract value	£43,128.64

ACCESS*

Patients seen in 24 months	Total	Change since previous quarter
Quarter ending September 2017	767	
Quarter ending December 2017	761	→
Quarter ending March 2018	721	↓
Quarter ending June 2018	707	↓
Quarter ending September 2018	714	→
Variance since September 2017	(6.9%)	↓



ACTIVITY



Adjusted Scheduled Activity (UDA)		
Month	2018	2019
April	34	35
May	141	119
June	302	224
July	486	321
August	486	417
September	620	510
October	728	
November	894	
December	983	
January	1,043	
February	1,104	
March	1,314	
April	1,414	
May	1,415	
June	1,415	

QUALITY

	Quantity	Base Number	Contract	AT	Region	England
% of FP17s for the same patient ID Re-attending within 3 months - Children	1	183	0.5%	9.9%	11.5%	11.6%
% of FP17s for the same patient ID Re-attending within 3 months - Adults	5	121	4.1%	15.2%	16.5%	15.5%
% of FP17s for the same patient ID Re-attending between 3 & 9 months - Children	41	183	22.4%	48.8%	48.5%	58.8%
% of FP17s for the same patient ID Re-attending between 3 & 9 months - Adults	33	121	27.3%	38.8%	39.1%	51.1%
% of FP17s for Band 1 Urgent Courses	5	267	1.9%	10.1%	10.6%	9.0%
% of FP17s Relating to Free Repair or Replacements	0	267	0.0%	0.6%	0.5%	0.8%
% of FP17s Relating to Continuations	0	267	0.0%	0.8%	0.7%	0.9%
% of Patients satisfied with the dentistry they have received	0	0	N/A	91.6%	90.5%	93.3%
% of Patients satisfied with the time they had to wait for an appointment	0	0	N/A	87.5%	85.1%	88.9%

* This is based on patients treated on this contract for their most recent course of treatment. Figures in italics indicate the base number of FP17s or Patient Questionnaire responses are less than 100. N/A is shown where the base number of responses is less than 10 during the period. % is calculated as Quantity/Base number*100

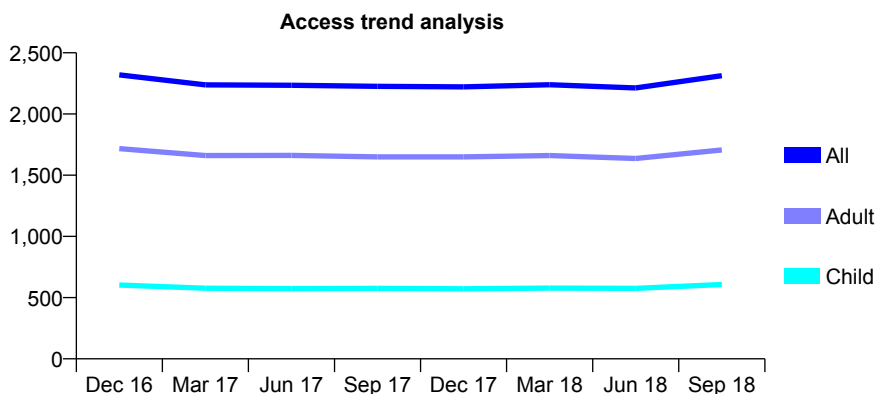
Q63 - Vital Signs At a Glance Contract Report for 843210/0001 - September 2018

Name or company name	MISS S HAMZEHNEJAD
Contract type name	GDS Contract
Purpose of contract	General
Contract start date	01/04/2006
Contract end date	

18/19 Contracted general activity (UDA)	8,228
Carry forward general activity (UDA)	0
18/19 Contracted orthodontic activity (UOA)	0
Carry forward orthodontic activity (UOA)	0
Baseline contract value	£222,271.18

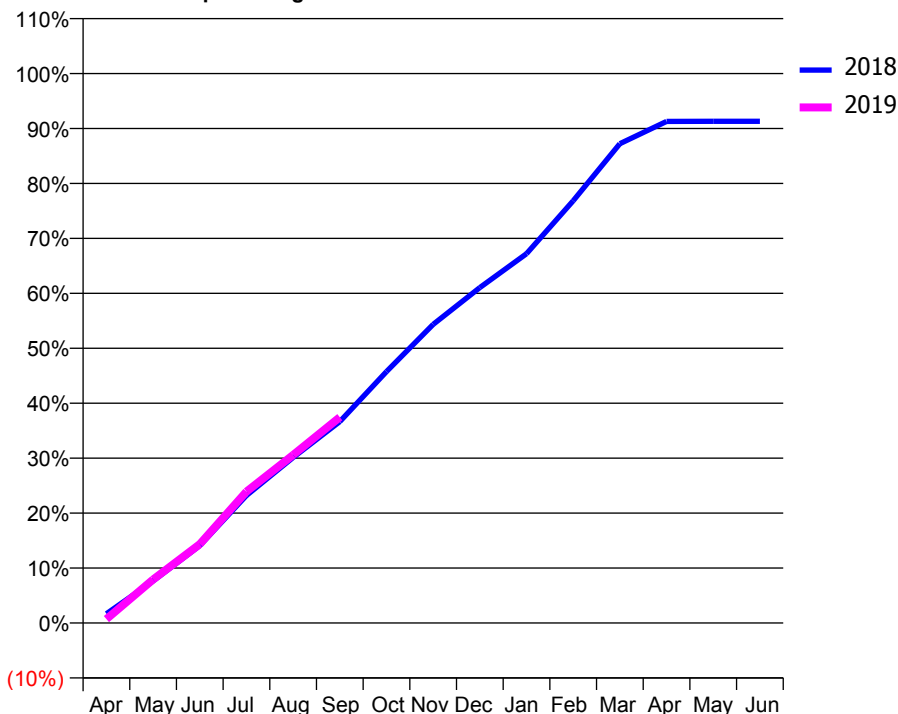
ACCESS*

Patients seen in 24 months	Total	Change since previous quarter
Quarter ending September 2017	2,226	
Quarter ending December 2017	2,222	→
Quarter ending March 2018	2,239	→
Quarter ending June 2018	2,213	↓
Quarter ending September 2018	2,313	↑
Variance since September 2017	3.9%	↑



ACTIVITY

Cumulative percentage of contracted UDA delivered 2018 & 2019



Adjusted Scheduled Activity (UDA)

Month	2018	2019
April	139	58
May	630	651
June	1,159	1,181
July	1,909	1,967
August	2,478	2,517
September	3,016	3,081
October	3,764	
November	4,471	
December	5,023	
January	5,530	
February	6,323	
March	7,177	
April	7,510	
May	7,512	
June	7,512	

QUALITY

	Quantity	Base Number	Contract	AT	Region	England
% of FP17s for the same patient ID Re-attending within 3 months - Children	59	423	13.9%	9.9%	11.5%	11.6%
% of FP17s for the same patient ID Re-attending within 3 months - Adults	178	1,048	17.0%	15.2%	16.5%	15.5%
% of FP17s for the same patient ID Re-attending between 3 & 9 months - Children	195	423	46.1%	48.8%	48.5%	58.8%
% of FP17s for the same patient ID Re-attending between 3 & 9 months - Adults	431	1,048	41.1%	38.8%	39.1%	51.1%
% of FP17s for Band 1 Urgent Courses	127	1,309	9.7%	10.1%	10.6%	9.0%
% of FP17s Relating to Free Repair or Replacements	24	1,309	1.8%	0.6%	0.5%	0.8%
% of FP17s Relating to Continuations	28	1,309	2.1%	0.8%	0.7%	0.9%
% of Patients satisfied with the dentistry they have received	1	1	N/A	91.6%	90.5%	93.3%
% of Patients satisfied with the time they had to wait for an appointment	1	1	N/A	87.5%	85.1%	88.9%

* This is based on patients treated on this contract for their most recent course of treatment. Figures in italics indicate the base number of FP17s or Patient Questionnaire responses are less than 100. N/A is shown where the base number of responses is less than 10 during the period. % is calculated as Quantity/Base number*100

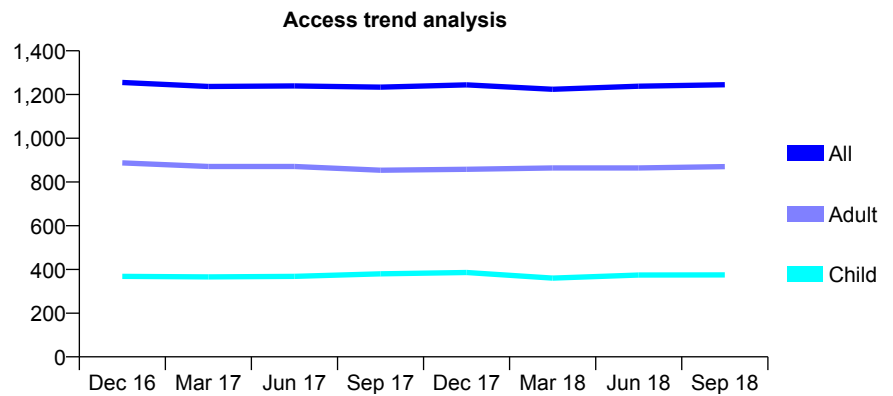
Q63 - Vital Signs At a Glance Contract Report for 843423/0001 - September 2018

Name or company name	MISS S RAHIMI-ATA
Contract type name	GDS Contract
Purpose of contract	General
Contract start date	01/04/2006
Contract end date	

18/19 Contracted general activity (UDA)	4,738
Carry forward general activity (UDA)	193
18/19 Contracted orthodontic activity (UOA)	0
Carry forward orthodontic activity (UOA)	0
Baseline contract value	£148,947.89

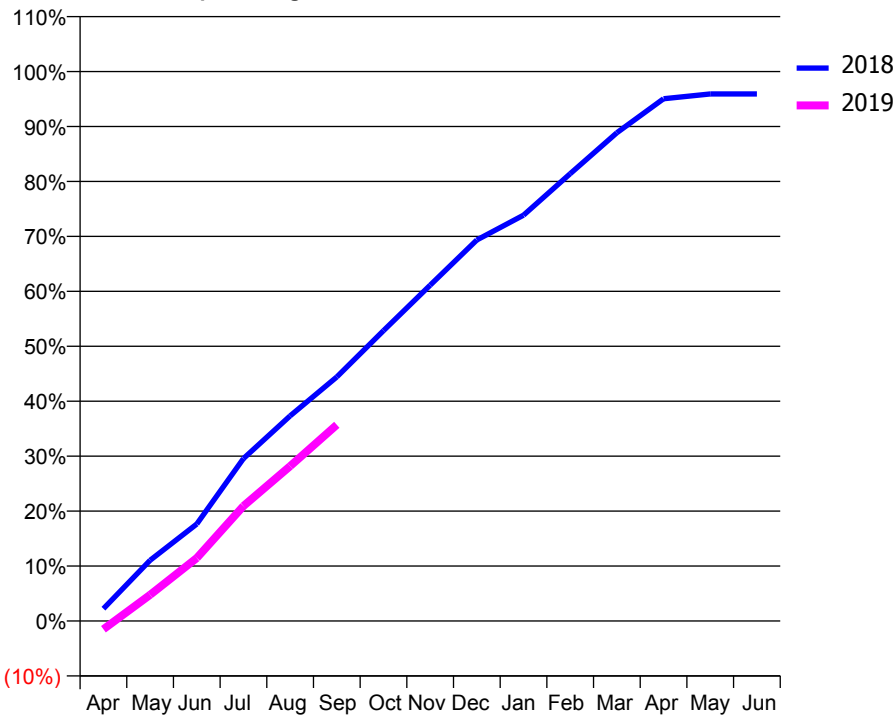
ACCESS*

Patients seen in 24 months	Total	Change since previous quarter
Quarter ending September 2017	1,234	
Quarter ending December 2017	1,244	→
Quarter ending March 2018	1,224	↓
Quarter ending June 2018	1,238	→
Quarter ending September 2018	1,245	→
Variance since September 2017	0.9%	→



ACTIVITY

Cumulative percentage of contracted UDA delivered 2018 & 2019



Month	Adjusted Scheduled Activity (UDA)	
	2018	2019
April	106	-72
May	524	226
June	836	543
July	1,401	992
August	1,769	1,336
September	2,105	1,691
October	2,504	
November	2,896	
December	3,286	
January	3,500	
February	3,856	
March	4,210	
April	4,503	
May	4,545	
June	4,545	

QUALITY

	Quantity	Base Number	Contract	AT	Region	England
% of FP17s for the same patient ID Re-attending within 3 months - Children	8	249	3.2%	9.9%	11.5%	11.6%
% of FP17s for the same patient ID Re-attending within 3 months - Adults	52	500	10.4%	15.2%	16.5%	15.5%
% of FP17s for the same patient ID Re-attending between 3 & 9 months - Children	164	249	65.9%	48.8%	48.5%	58.8%
% of FP17s for the same patient ID Re-attending between 3 & 9 months - Adults	230	500	46.0%	38.8%	39.1%	51.1%
% of FP17s for Band 1 Urgent Courses	22	659	3.3%	10.1%	10.6%	9.0%
% of FP17s Relating to Free Repair or Replacements	0	659	0.0%	0.6%	0.5%	0.8%
% of FP17s Relating to Continuations	3	659	0.5%	0.8%	0.7%	0.9%
% of Patients satisfied with the dentistry they have received	1	1	N/A	91.6%	90.5%	93.3%
% of Patients satisfied with the time they had to wait for an appointment	1	1	N/A	87.5%	85.1%	88.9%

* This is based on patients treated on this contract for their most recent course of treatment. Figures in italics indicate the base number of FP17s or Patient Questionnaire responses are less than 100. N/A is shown where the base number of responses is less than 10 during the period. % is calculated as Quantity/Base number*100

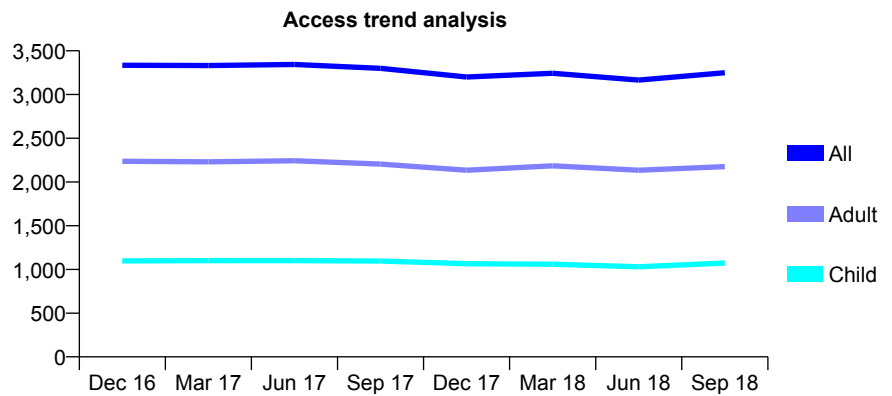
Q63 - Vital Signs At a Glance Contract Report for 844578/0001 - September 2018

Name or company name	MR PS PANESAR
Contract type name	GDS Contract
Purpose of contract	General
Contract start date	01/04/2006
Contract end date	

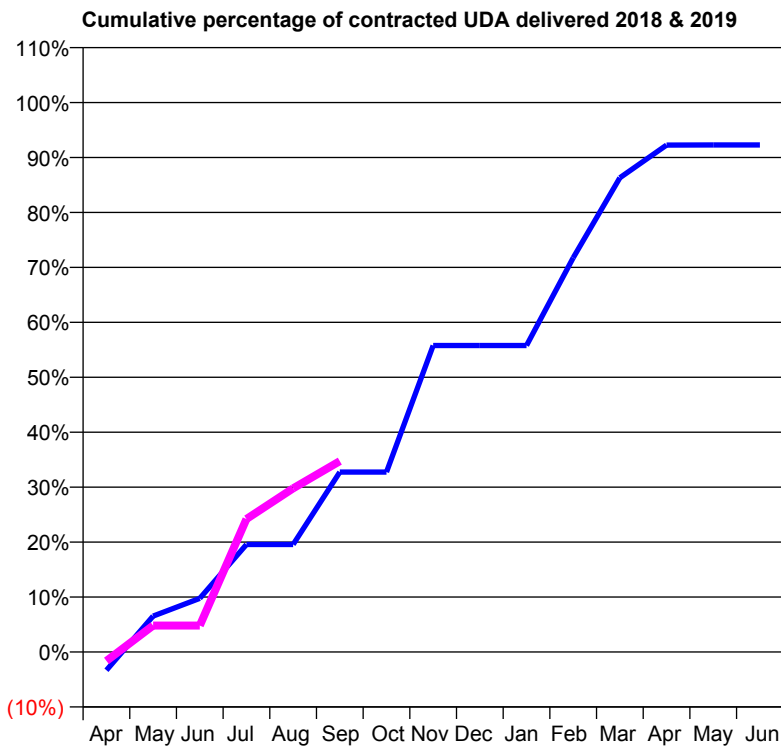
18/19 Contracted general activity (UDA)	5,350
Carry forward general activity (UDA)	413
18/19 Contracted orthodontic activity (UOA)	0
Carry forward orthodontic activity (UOA)	0
Baseline contract value	£148,991.10

ACCESS*

Patients seen in 24 months	Total	Change since previous quarter
Quarter ending September 2017	3,300	
Quarter ending December 2017	3,200	↓
Quarter ending March 2018	3,243	→
Quarter ending June 2018	3,165	↓
Quarter ending September 2018	3,249	↑
Variance since September 2017	(1.5%)	↓



ACTIVITY



Month	Adjusted Scheduled Activity (UDA)	
	2018	2019
April	-179	-87
May	350	258
June	522	258
July	1,047	1,295
August	1,047	1,594
September	1,752	1,859
October	1,752	
November	2,984	
December	2,984	
January	2,984	
February	3,838	
March	4,617	
April	4,936	
May	4,937	
June	4,937	

QUALITY

	Quantity	Base Number	Contract	AT	Region	England
% of FP17s for the same patient ID Re-attending within 3 months - Children	43	638	6.7%	9.9%	11.5%	11.6%
% of FP17s for the same patient ID Re-attending within 3 months - Adults	177	1,125	15.7%	15.2%	16.5%	15.5%
% of FP17s for the same patient ID Re-attending between 3 & 9 months - Children	342	638	53.6%	48.8%	48.5%	58.8%
% of FP17s for the same patient ID Re-attending between 3 & 9 months - Adults	353	1,125	31.4%	38.8%	39.1%	51.1%
% of FP17s for Band 1 Urgent Courses	114	1,203	9.5%	10.1%	10.6%	9.0%
% of FP17s Relating to Free Repair or Replacements	10	1,203	0.8%	0.6%	0.5%	0.8%
% of FP17s Relating to Continuations	1	1,203	0.1%	0.8%	0.7%	0.9%
% of Patients satisfied with the dentistry they have received	0	0	N/A	91.6%	90.5%	93.3%
% of Patients satisfied with the time they had to wait for an appointment	0	0	N/A	87.5%	85.1%	88.9%

* This is based on patients treated on this contract for their most recent course of treatment. Figures in italics indicate the base number of FP17s or Patient Questionnaire responses are less than 100. N/A is shown where the base number of responses is less than 10 during the period. % is calculated as Quantity/Base number*100

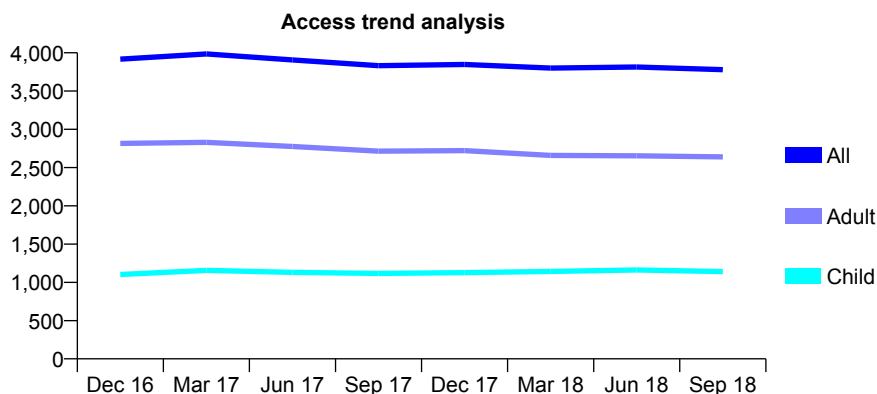
Q63 - Vital Signs At a Glance Contract Report for 844616/0001 - September 2018

Name or company name	MISS RY ISLAM
Contract type name	GDS Contract
Purpose of contract	General
Contract start date	01/04/2006
Contract end date	

18/19 Contracted general activity (UDA)	10,375
Carry forward general activity (UDA)	-23
18/19 Contracted orthodontic activity (UOA)	0
Carry forward orthodontic activity (UOA)	0
Baseline contract value	£286,100.26

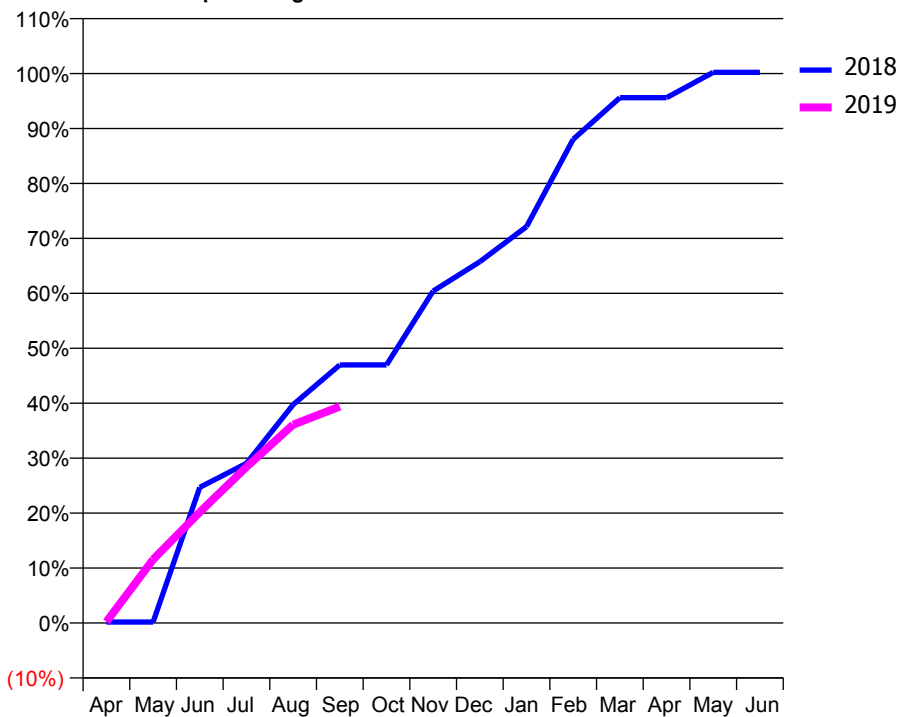
ACCESS*

Patients seen in 24 months	Total	Change since previous quarter
Quarter ending September 2017	3,831	
Quarter ending December 2017	3,848	→
Quarter ending March 2018	3,801	↓
Quarter ending June 2018	3,814	→
Quarter ending September 2018	3,779	→
Variance since September 2017	(1.4%)	↓



ACTIVITY

Cumulative percentage of contracted UDA delivered 2018 & 2019



Month	Adjusted Scheduled Activity (UDA)	
	2018	2019
April	19	23
May	19	1,199
June	2,561	2,092
July	3,015	2,948
August	4,123	3,744
September	4,872	4,088
October	4,872	
November	6,269	
December	6,822	
January	7,485	
February	9,134	
March	9,918	
April	9,918	
May	10,398	
June	10,398	

QUALITY

	Quantity	Base Number	Contract	AT	Region	England
% of FP17s for the same patient ID Re-attending within 3 months - Children	48	594	8.1%	9.9%	11.5%	11.6%
% of FP17s for the same patient ID Re-attending within 3 months - Adults	97	1,145	8.5%	15.2%	16.5%	15.5%
% of FP17s for the same patient ID Re-attending between 3 & 9 months - Children	253	594	42.6%	48.8%	48.5%	58.8%
% of FP17s for the same patient ID Re-attending between 3 & 9 months - Adults	375	1,145	32.8%	38.8%	39.1%	51.1%
% of FP17s for Band 1 Urgent Courses	82	1,311	6.3%	10.1%	10.6%	9.0%
% of FP17s Relating to Free Repair or Replacements	5	1,311	0.4%	0.6%	0.5%	0.8%
% of FP17s Relating to Continuations	13	1,311	1.0%	0.8%	0.7%	0.9%
% of Patients satisfied with the dentistry they have received	3	3	N/A	91.6%	90.5%	93.3%
% of Patients satisfied with the time they had to wait for an appointment	3	3	N/A	87.5%	85.1%	88.9%

* This is based on patients treated on this contract for their most recent course of treatment. Figures in italics indicate the base number of FP17s or Patient Questionnaire responses are less than 100. N/A is shown where the base number of responses is less than 10 during the period. % is calculated as Quantity/Base number*100

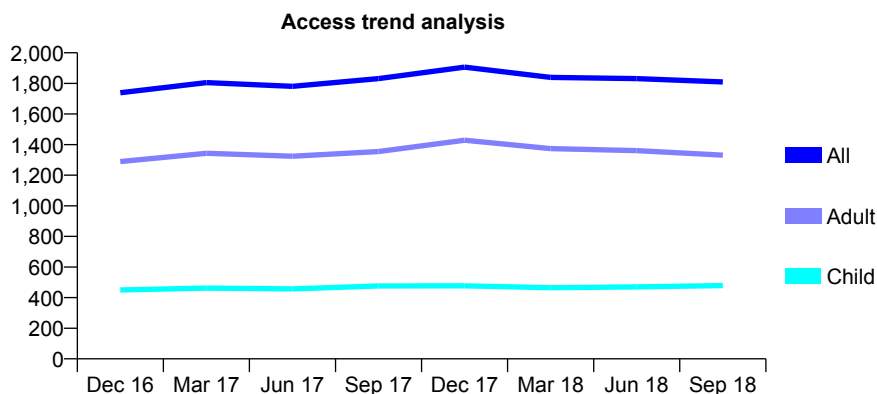
Q63 - Vital Signs At a Glance Contract Report for 846066/0001 - September 2018

Name or company name	MR A SYED
Contract type name	GDS Contract
Purpose of contract	General
Contract start date	01/04/2006
Contract end date	

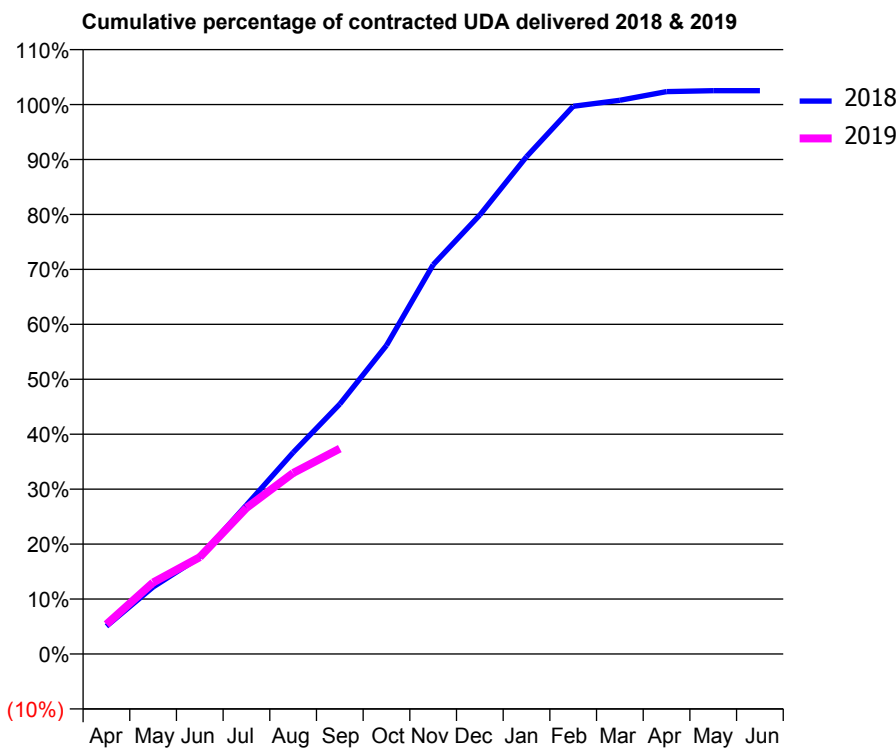
18/19 Contracted general activity (UDA)	5,478
Carry forward general activity (UDA)	-110
18/19 Contracted orthodontic activity (UOA)	0
Carry forward orthodontic activity (UOA)	0
Baseline contract value	£222,644.31

ACCESS*

Patients seen in 24 months	Total	Change since previous quarter
Quarter ending September 2017	1,831	
Quarter ending December 2017	1,906	↑
Quarter ending March 2018	1,839	↓
Quarter ending June 2018	1,831	→
Quarter ending September 2018	1,810	↓
Variance since September 2017	(1.1%)	↓



ACTIVITY



Month	Adjusted Scheduled Activity (UDA)	
	2018	2019
April	277	296
May	668	714
June	966	966
July	1,485	1,456
August	2,010	1,805
September	2,492	2,048
October	3,077	
November	3,881	
December	4,377	
January	4,958	
February	5,460	
March	5,520	
April	5,607	
May	5,616	
June	5,616	

QUALITY

	Quantity	Base Number	Contract	AT	Region	England
% of FP17s for the same patient ID Re-attending within 3 months - Children	8	308	2.6%	9.9%	11.5%	11.6%
% of FP17s for the same patient ID Re-attending within 3 months - Adults	44	502	8.8%	15.2%	16.5%	15.5%
% of FP17s for the same patient ID Re-attending between 3 & 9 months - Children	149	308	48.4%	48.8%	48.5%	58.8%
% of FP17s for the same patient ID Re-attending between 3 & 9 months - Adults	133	502	26.5%	38.8%	39.1%	51.1%
% of FP17s for Band 1 Urgent Courses	86	752	11.4%	10.1%	10.6%	9.0%
% of FP17s Relating to Free Repair or Replacements	0	752	0.0%	0.6%	0.5%	0.8%
% of FP17s Relating to Continuations	0	752	0.0%	0.8%	0.7%	0.9%
% of Patients satisfied with the dentistry they have received	0	0	N/A	91.6%	90.5%	93.3%
% of Patients satisfied with the time they had to wait for an appointment	0	0	N/A	87.5%	85.1%	88.9%

* This is based on patients treated on this contract for their most recent course of treatment. Figures in italics indicate the base number of FP17s or Patient Questionnaire responses are less than 100. N/A is shown where the base number of responses is less than 10 during the period. % is calculated as Quantity/Base number*100

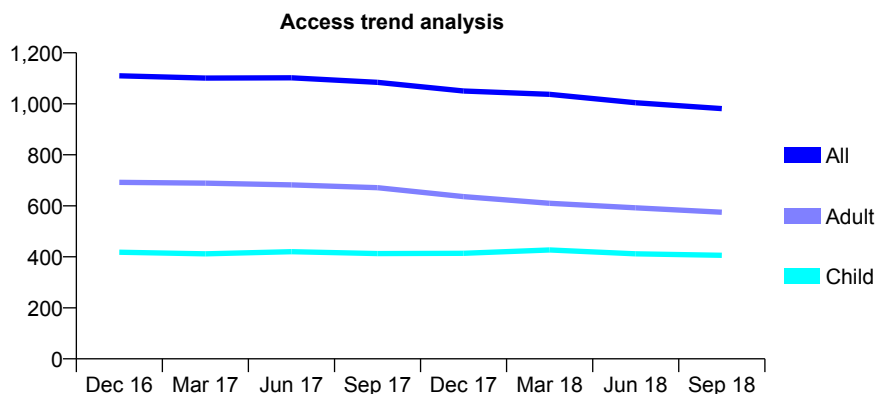
Q63 - Vital Signs At a Glance Contract Report for 847550/0001 - September 2018

Name or company name	MRS R SHERIFF
Contract type name	GDS Contract
Purpose of contract	General
Contract start date	01/06/2006
Contract end date	

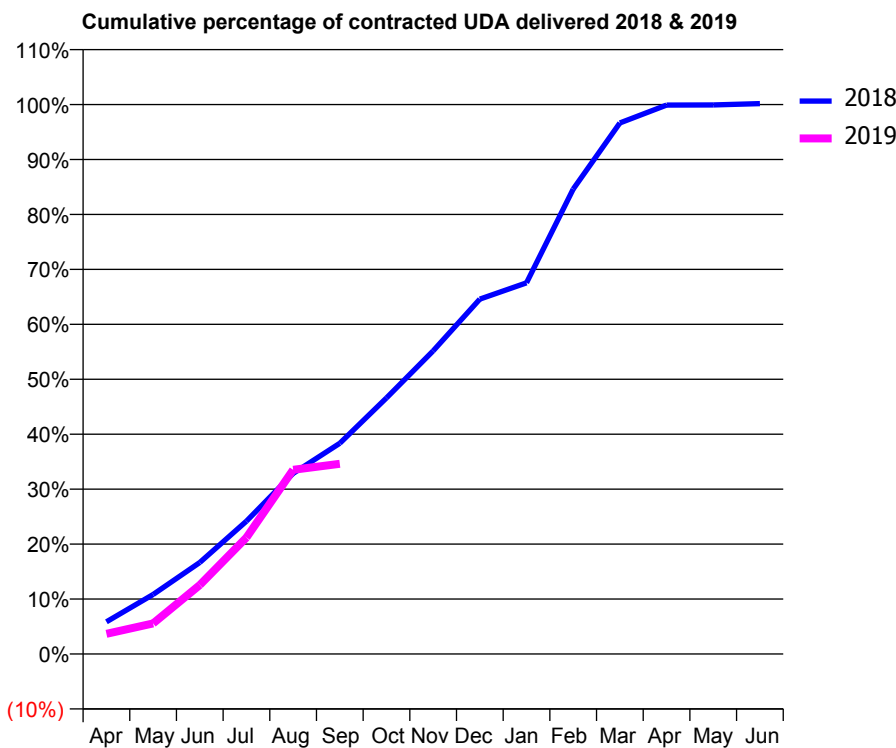
18/19 Contracted general activity (UDA)	4,787
Carry forward general activity (UDA)	-7
18/19 Contracted orthodontic activity (UOA)	0
Carry forward orthodontic activity (UOA)	0
Baseline contract value	£144,702.63

ACCESS*

Patients seen in 24 months	Total	Change since previous quarter
Quarter ending September 2017	1,084	
Quarter ending December 2017	1,050	↓
Quarter ending March 2018	1,037	↓
Quarter ending June 2018	1,004	↓
Quarter ending September 2018	981	↓
Variance since September 2017	(9.5%)	↓



ACTIVITY



Adjusted Scheduled Activity (UDA)		
Month	2018	2019
April	280	176
May	519	266
June	797	601
July	1,157	1,014
August	1,574	1,605
September	1,836	1,658
October	2,231	
November	2,641	
December	3,091	
January	3,234	
February	4,050	
March	4,626	
April	4,782	
May	4,783	
June	4,794	

QUALITY

	Quantity	Base Number	Contract	AT	Region	England
% of FP17s for the same patient ID Re-attending within 3 months - Children	54	220	24.5%	9.9%	11.5%	11.6%
% of FP17s for the same patient ID Re-attending within 3 months - Adults	117	349	33.5%	15.2%	16.5%	15.5%
% of FP17s for the same patient ID Re-attending between 3 & 9 months - Children	90	220	40.9%	48.8%	48.5%	58.8%
% of FP17s for the same patient ID Re-attending between 3 & 9 months - Adults	108	349	30.9%	38.8%	39.1%	51.1%
% of FP17s for Band 1 Urgent Courses	28	517	5.4%	10.1%	10.6%	9.0%
% of FP17s Relating to Free Repair or Replacements	0	517	0.0%	0.6%	0.5%	0.8%
% of FP17s Relating to Continuations	75	517	14.5%	0.8%	0.7%	0.9%
% of Patients satisfied with the dentistry they have received	0	0	N/A	91.6%	90.5%	93.3%
% of Patients satisfied with the time they had to wait for an appointment	0	0	N/A	87.5%	85.1%	88.9%

* This is based on patients treated on this contract for their most recent course of treatment. Figures in italics indicate the base number of FP17s or Patient Questionnaire responses are less than 100. N/A is shown where the base number of responses is less than 10 during the period. % is calculated as Quantity/Base number*100

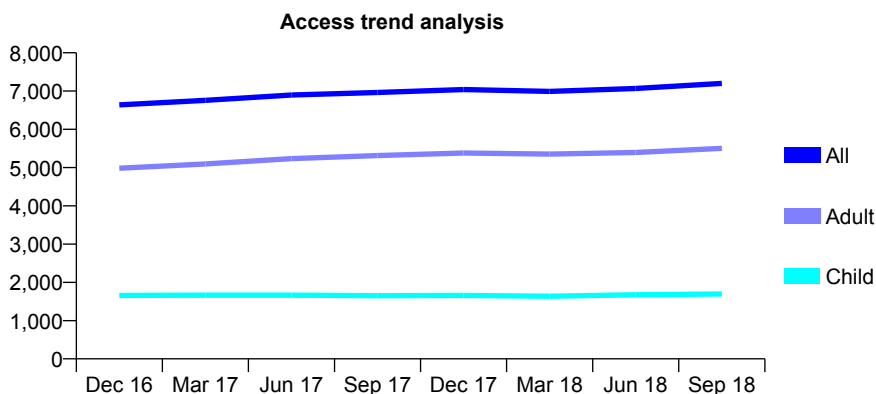
Q63 - Vital Signs At a Glance Contract Report for 848018/0001 - September 2018

Name or company name	MS F POURGHOBAD
Contract type name	GDS Contract
Purpose of contract	General
Contract start date	01/04/2006
Contract end date	

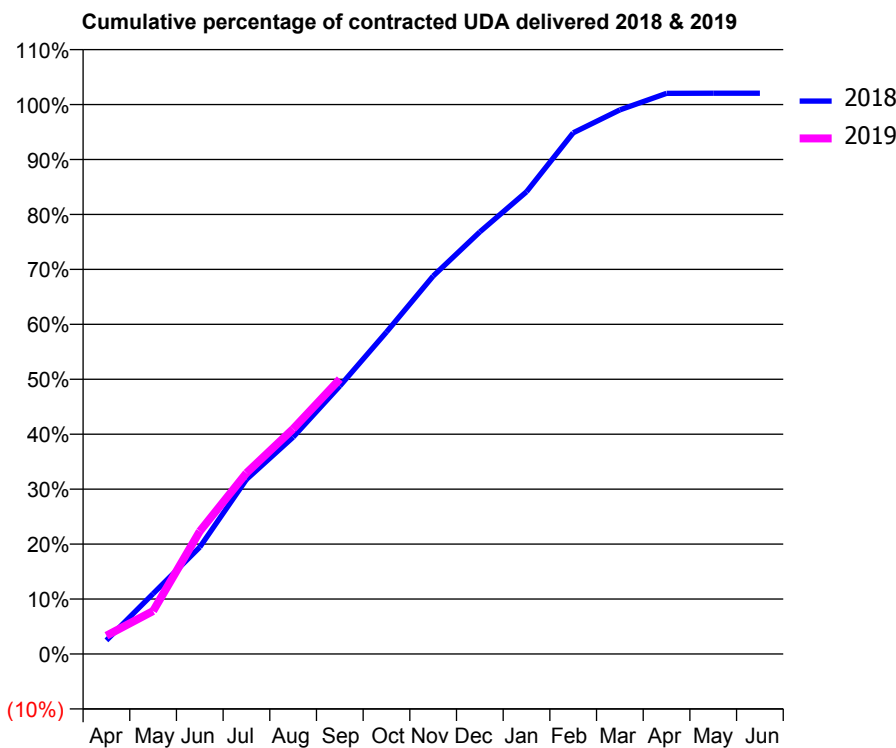
18/19 Contracted general activity (UDA)	16,817
Carry forward general activity (UDA)	-336
18/19 Contracted orthodontic activity (UOA)	0
Carry forward orthodontic activity (UOA)	0
Baseline contract value	£495,436.57

ACCESS*

Patients seen in 24 months	Total	Change since previous quarter
Quarter ending September 2017	6,964	
Quarter ending December 2017	7,040	→
Quarter ending March 2018	6,992	→
Quarter ending June 2018	7,069	→
Quarter ending September 2018	7,201	→
Variance since September 2017	3.4%	↑



ACTIVITY



Month	Adjusted Scheduled Activity (UDA)	
	2018	2019
April	417	560
May	1,845	1,315
June	3,270	3,756
July	5,346	5,539
August	6,636	6,891
September	8,203	8,412
October	9,855	
November	11,568	
December	12,918	
January	14,149	
February	15,952	
March	16,651	
April	17,160	
May	17,161	
June	17,161	

QUALITY

	Quantity	Base Number	Contract	AT	Region	England
% of FP17s for the same patient ID Re-attending within 3 months - Children	62	1,190	5.2%	9.9%	11.5%	11.6%
% of FP17s for the same patient ID Re-attending within 3 months - Adults	299	3,296	9.1%	15.2%	16.5%	15.5%
% of FP17s for the same patient ID Re-attending between 3 & 9 months - Children	402	1,190	33.8%	48.8%	48.5%	58.8%
% of FP17s for the same patient ID Re-attending between 3 & 9 months - Adults	1,152	3,296	35.0%	38.8%	39.1%	51.1%
% of FP17s for Band 1 Urgent Courses	255	4,266	6.0%	10.1%	10.6%	9.0%
% of FP17s Relating to Free Repair or Replacements	9	4,266	0.2%	0.6%	0.5%	0.8%
% of FP17s Relating to Continuations	17	4,266	0.4%	0.8%	0.7%	0.9%
% of Patients satisfied with the dentistry they have received	1	1	N/A	91.6%	90.5%	93.3%
% of Patients satisfied with the time they had to wait for an appointment	1	1	N/A	87.5%	85.1%	88.9%

* This is based on patients treated on this contract for their most recent course of treatment. Figures in italics indicate the base number of FP17s or Patient Questionnaire responses are less than 100. N/A is shown where the base number of responses is less than 10 during the period. % is calculated as Quantity/Base number*100

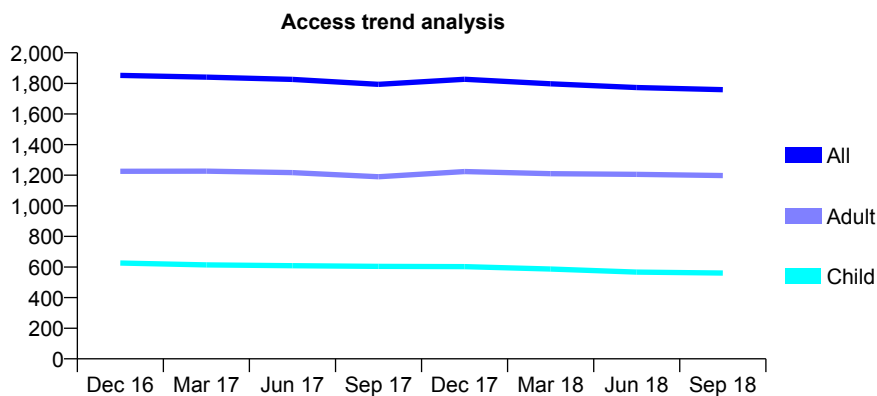
Q63 - Vital Signs At a Glance Contract Report for 849138/0002 - September 2018

Name or company name	Mr F K Banjo and Mrs D O Banjo
Contract type name	GDS Contract
Purpose of contract	General
Contract start date	01/04/2006
Contract end date	

18/19 Contracted general activity (UDA)	6,000
Carry forward general activity (UDA)	0
18/19 Contracted orthodontic activity (UOA)	0
Carry forward orthodontic activity (UOA)	0
Baseline contract value	£206,850.25

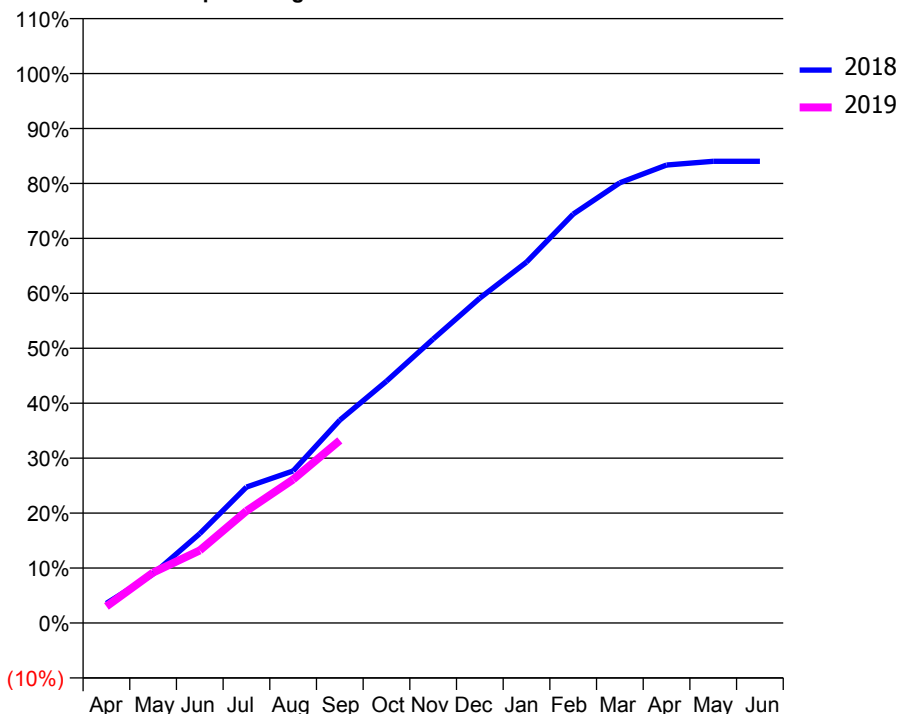
ACCESS*

Patients seen in 24 months	Total	Change since previous quarter
Quarter ending September 2017	1,794	
Quarter ending December 2017	1,827	→
Quarter ending March 2018	1,797	↓
Quarter ending June 2018	1,773	↓
Quarter ending September 2018	1,759	→
Variance since September 2017	(2.0%)	↓



ACTIVITY

Cumulative percentage of contracted UDA delivered 2018 & 2019



Month	Adjusted Scheduled Activity (UDA)	
	2018	2019
April	215	182
May	535	551
June	976	793
July	1,484	1,223
August	1,660	1,567
September	2,215	1,994
October	2,641	
November	3,100	
December	3,547	
January	3,940	
February	4,464	
March	4,807	
April	5,001	
May	5,042	
June	5,042	

QUALITY

	Quantity	Base Number	Contract	AT	Region	England
% of FP17s for the same patient ID Re-attending within 3 months - Children	16	296	5.4%	9.9%	11.5%	11.6%
% of FP17s for the same patient ID Re-attending within 3 months - Adults	73	594	12.3%	15.2%	16.5%	15.5%
% of FP17s for the same patient ID Re-attending between 3 & 9 months - Children	117	296	39.5%	48.8%	48.5%	58.8%
% of FP17s for the same patient ID Re-attending between 3 & 9 months - Adults	224	594	37.7%	38.8%	39.1%	51.1%
% of FP17s for Band 1 Urgent Courses	24	795	3.0%	10.1%	10.6%	9.0%
% of FP17s Relating to Free Repair or Replacements	1	795	0.1%	0.6%	0.5%	0.8%
% of FP17s Relating to Continuations	0	795	0.0%	0.8%	0.7%	0.9%
% of Patients satisfied with the dentistry they have received	0	0	N/A	91.6%	90.5%	93.3%
% of Patients satisfied with the time they had to wait for an appointment	0	0	N/A	87.5%	85.1%	88.9%

* This is based on patients treated on this contract for their most recent course of treatment. Figures in italics indicate the base number of FP17s or Patient Questionnaire responses are less than 100. N/A is shown where the base number of responses is less than 10 during the period. % is calculated as Quantity/Base number*100

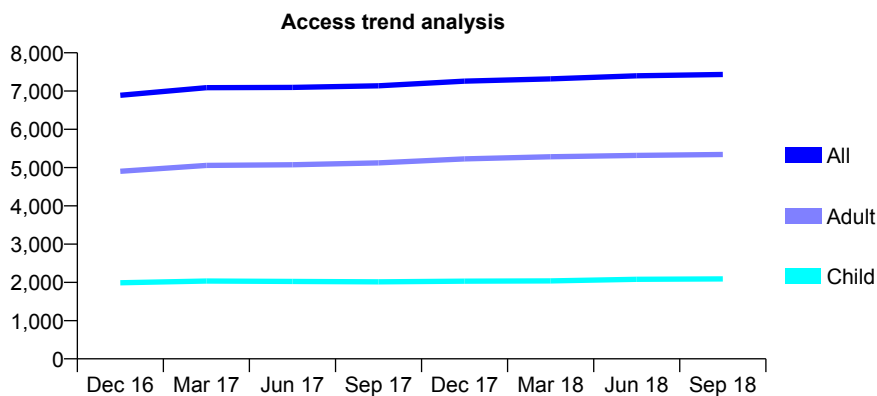
Q63 - Vital Signs At a Glance Contract Report for 853372/0001 - September 2018

Name or company name	Hook Lane Practice Limited
Contract type name	GDS Contract
Purpose of contract	General
Contract start date	19/04/2008
Contract end date	

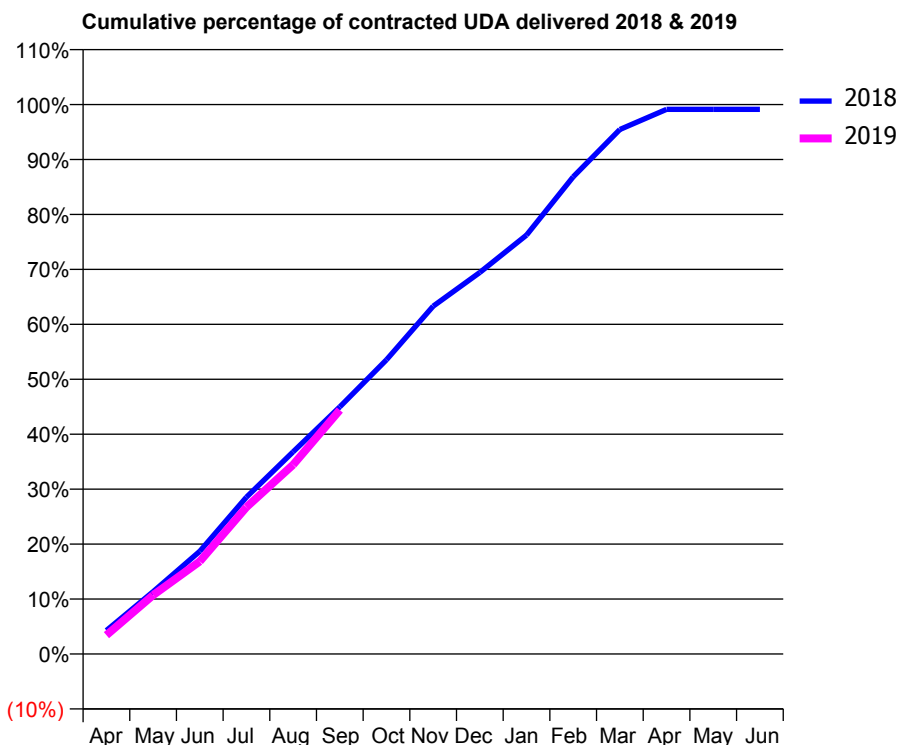
18/19 Contracted general activity (UDA)	20,021
Carry forward general activity (UDA)	178
18/19 Contracted orthodontic activity (UOA)	0
Carry forward orthodontic activity (UOA)	0
Baseline contract value	£571,526.72

ACCESS*

Patients seen in 24 months	Total	Change since previous quarter
Quarter ending September 2017	7,138	
Quarter ending December 2017	7,259	→
Quarter ending March 2018	7,320	→
Quarter ending June 2018	7,397	→
Quarter ending September 2018	7,433	→
Variance since September 2017	4.1%	↑



ACTIVITY



Month	Adjusted Scheduled Activity (UDA)	
	2018	2019
April	859	687
May	2,269	2,145
June	3,743	3,373
July	5,718	5,351
August	7,369	6,895
September	9,007	8,889
October	10,718	
November	12,673	
December	13,902	
January	15,264	
February	17,386	
March	19,113	
April	19,843	
May	19,843	
June	19,843	

QUALITY

	Quantity	Base Number	Contract	AT	Region	England
% of FP17s for the same patient ID Re-attending within 3 months - Children	79	1,258	6.3%	9.9%	11.5%	11.6%
% of FP17s for the same patient ID Re-attending within 3 months - Adults	457	2,774	16.5%	15.2%	16.5%	15.5%
% of FP17s for the same patient ID Re-attending between 3 & 9 months - Children	536	1,258	42.6%	48.8%	48.5%	58.8%
% of FP17s for the same patient ID Re-attending between 3 & 9 months - Adults	976	2,774	35.2%	38.8%	39.1%	51.1%
% of FP17s for Band 1 Urgent Courses	241	3,609	6.7%	10.1%	10.6%	9.0%
% of FP17s Relating to Free Repair or Replacements	45	3,609	1.2%	0.6%	0.5%	0.8%
% of FP17s Relating to Continuations	146	3,609	4.0%	0.8%	0.7%	0.9%
% of Patients satisfied with the dentistry they have received	2	2	N/A	91.6%	90.5%	93.3%
% of Patients satisfied with the time they had to wait for an appointment	2	2	N/A	87.5%	85.1%	88.9%

* This is based on patients treated on this contract for their most recent course of treatment. Figures in italics indicate the base number of FP17s or Patient Questionnaire responses are less than 100. N/A is shown where the base number of responses is less than 10 during the period. % is calculated as Quantity/Base number*100

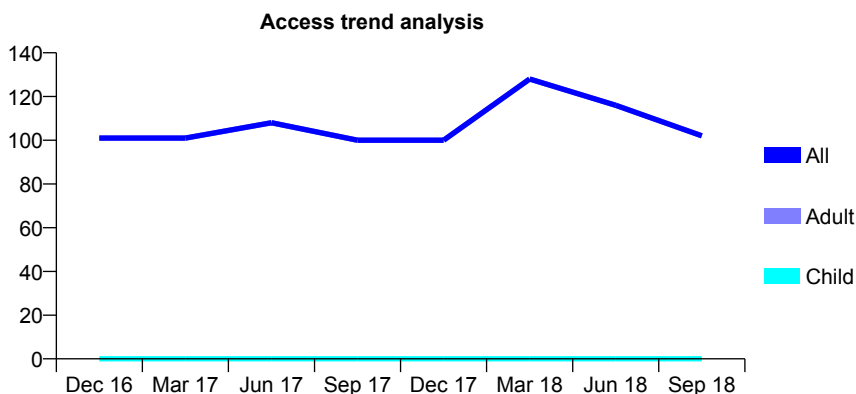
Q63 - Vital Signs At a Glance Contract Report for 853372/0003 - September 2018

Name or company name	Hook Lane Practice Limited
Contract type name	PDS Contract
Purpose of contract	General
Contract start date	01/06/2013
Contract end date	31/07/2018

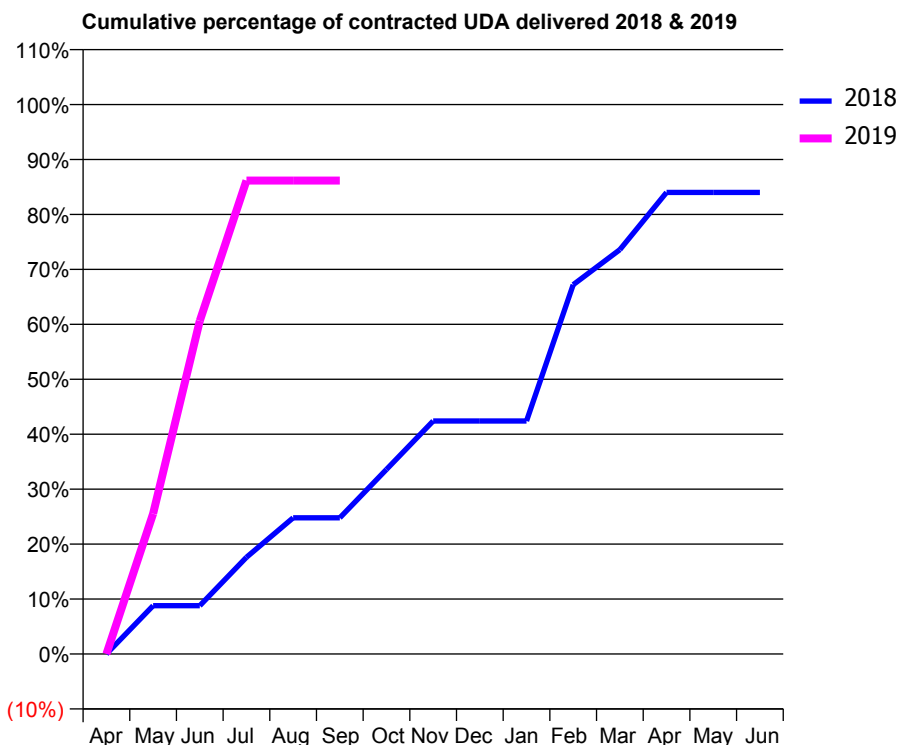
18/19 Contracted general activity (UDA)	94
Carry forward general activity (UDA)	0
18/19 Contracted orthodontic activity (UOA)	0
Carry forward orthodontic activity (UOA)	0
Baseline contract value	£5,096.21

ACCESS*

Patients seen in 24 months	Total	Change since previous quarter
Quarter ending September 2017	100	
Quarter ending December 2017	100	→
Quarter ending March 2018	128	↑
Quarter ending June 2018	116	↓
Quarter ending September 2018	102	↓
Variance since September 2017	2.0%	↑



ACTIVITY



Month	Adjusted Scheduled Activity (UDA)	
	2018	2019
April	0	0
May	33	24
June	33	57
July	66	81
August	93	81
September	93	81
October	126	
November	159	
December	159	
January	159	
February	252	
March	276	
April	315	
May	315	
June	315	

QUALITY

	Quantity	Base Number	Contract	AT	Region	England
% of FP17s for the same patient ID Re-attending within 3 months - Children	0	0	N/A	9.9%	11.5%	11.6%
% of FP17s for the same patient ID Re-attending within 3 months - Adults	0	40	0.0%	15.2%	16.5%	15.5%
% of FP17s for the same patient ID Re-attending between 3 & 9 months - Children	0	0	N/A	48.8%	48.5%	58.8%
% of FP17s for the same patient ID Re-attending between 3 & 9 months - Adults	0	40	0.0%	38.8%	39.1%	51.1%
% of FP17s for Band 1 Urgent Courses	0	27	0.0%	10.1%	10.6%	9.0%
% of FP17s Relating to Free Repair or Replacements	0	27	0.0%	0.6%	0.5%	0.8%
% of FP17s Relating to Continuations	0	27	0.0%	0.8%	0.7%	0.9%
% of Patients satisfied with the dentistry they have received	0	0	N/A	91.6%	90.5%	93.3%
% of Patients satisfied with the time they had to wait for an appointment	0	0	N/A	87.5%	85.1%	88.9%

* This is based on patients treated on this contract for their most recent course of treatment. Figures in italics indicate the base number of FP17s or Patient Questionnaire responses are less than 100. N/A is shown where the base number of responses is less than 10 during the period. % is calculated as Quantity/Base number*100

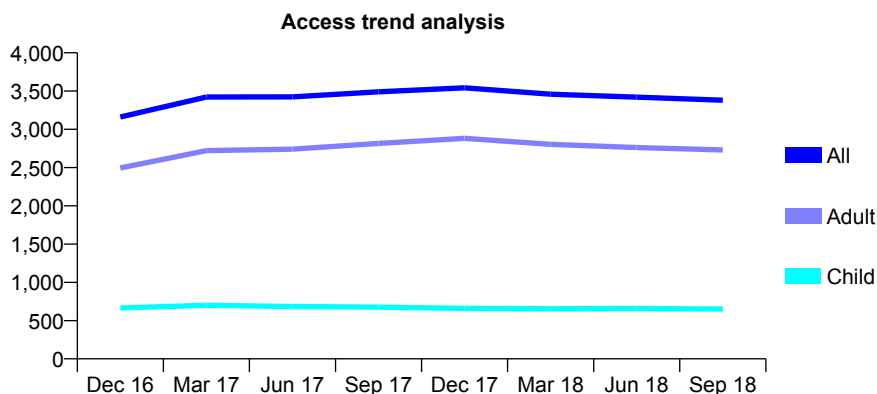
Q63 - Vital Signs At a Glance Contract Report for 854956/0003 - September 2018

Name or company name	MISS N AL-JUMAILY
Contract type name	GDS Contract
Purpose of contract	General
Contract start date	01/04/2015
Contract end date	

18/19 Contracted general activity (UDA)	6,973
Carry forward general activity (UDA)	-137
18/19 Contracted orthodontic activity (UOA)	0
Carry forward orthodontic activity (UOA)	0
Baseline contract value	£279,914.95

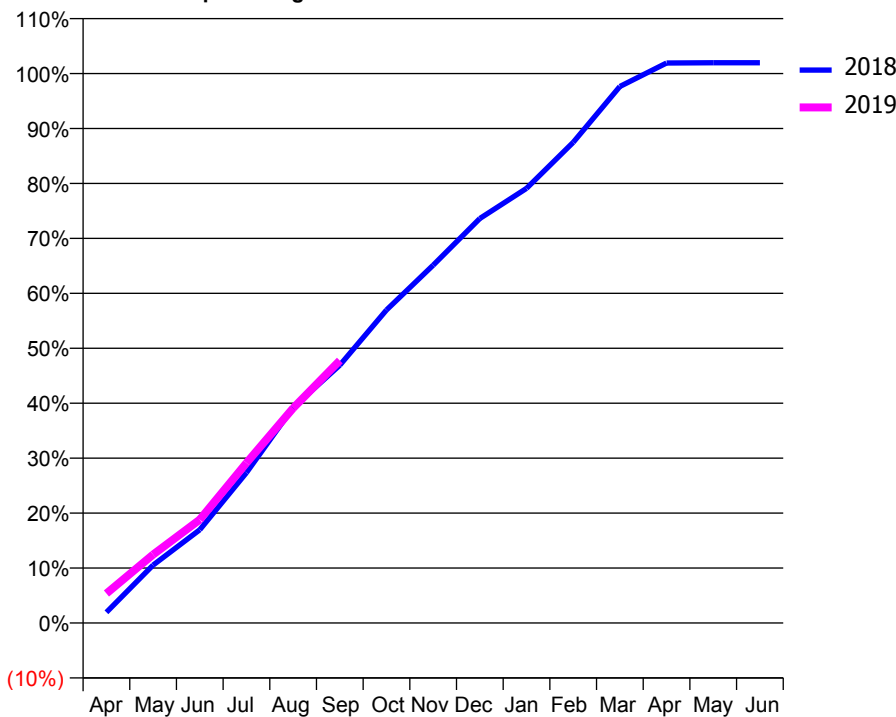
ACCESS*

Patients seen in 24 months	Total	Change since previous quarter
Quarter ending September 2017	3,491	
Quarter ending December 2017	3,542	→
Quarter ending March 2018	3,458	↓
Quarter ending June 2018	3,420	↓
Quarter ending September 2018	3,381	↓
Variance since September 2017	(3.2%)	↓



ACTIVITY

Cumulative percentage of contracted UDA delivered 2018 & 2019



Adjusted Scheduled Activity (UDA)

Month	2018	2019
April	136	374
May	736	868
June	1,184	1,312
July	1,908	2,032
August	2,735	2,727
September	3,271	3,331
October	3,973	
November	4,542	
December	5,134	
January	5,515	
February	6,100	
March	6,809	
April	7,106	
May	7,110	
June	7,110	

QUALITY

	Quantity	Base Number	Contract	AT	Region	England
% of FP17s for the same patient ID Re-attending within 3 months - Children	30	363	8.3%	9.9%	11.5%	11.6%
% of FP17s for the same patient ID Re-attending within 3 months - Adults	93	1,145	8.1%	15.2%	16.5%	15.5%
% of FP17s for the same patient ID Re-attending between 3 & 9 months - Children	130	363	35.8%	48.8%	48.5%	58.8%
% of FP17s for the same patient ID Re-attending between 3 & 9 months - Adults	281	1,145	24.5%	38.8%	39.1%	51.1%
% of FP17s for Band 1 Urgent Courses	128	1,396	9.2%	10.1%	10.6%	9.0%
% of FP17s Relating to Free Repair or Replacements	3	1,396	0.2%	0.6%	0.5%	0.8%
% of FP17s Relating to Continuations	1	1,396	0.1%	0.8%	0.7%	0.9%
% of Patients satisfied with the dentistry they have received	0	0	N/A	91.6%	90.5%	93.3%
% of Patients satisfied with the time they had to wait for an appointment	0	0	N/A	87.5%	85.1%	88.9%

* This is based on patients treated on this contract for their most recent course of treatment. Figures in italics indicate the base number of FP17s or Patient Questionnaire responses are less than 100. N/A is shown where the base number of responses is less than 10 during the period. % is calculated as Quantity/Base number*100

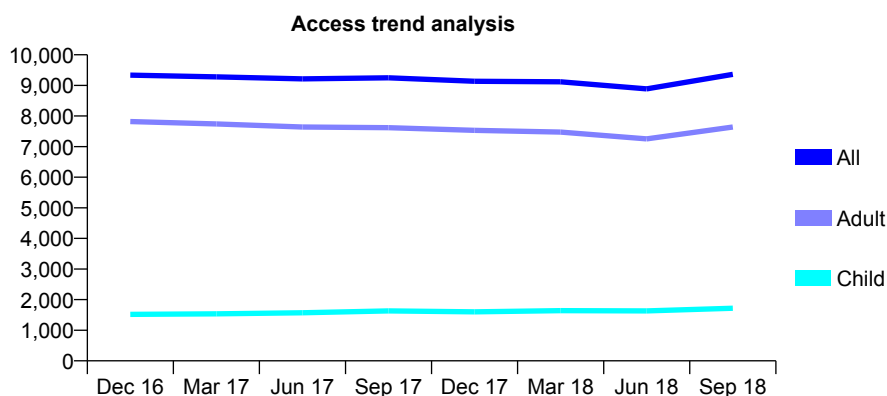
Q63 - Vital Signs At a Glance Contract Report for 855855/0001 - September 2018

Name or company name	MR F MIRZAI
Contract type name	GDS Contract
Purpose of contract	General
Contract start date	01/03/2008
Contract end date	

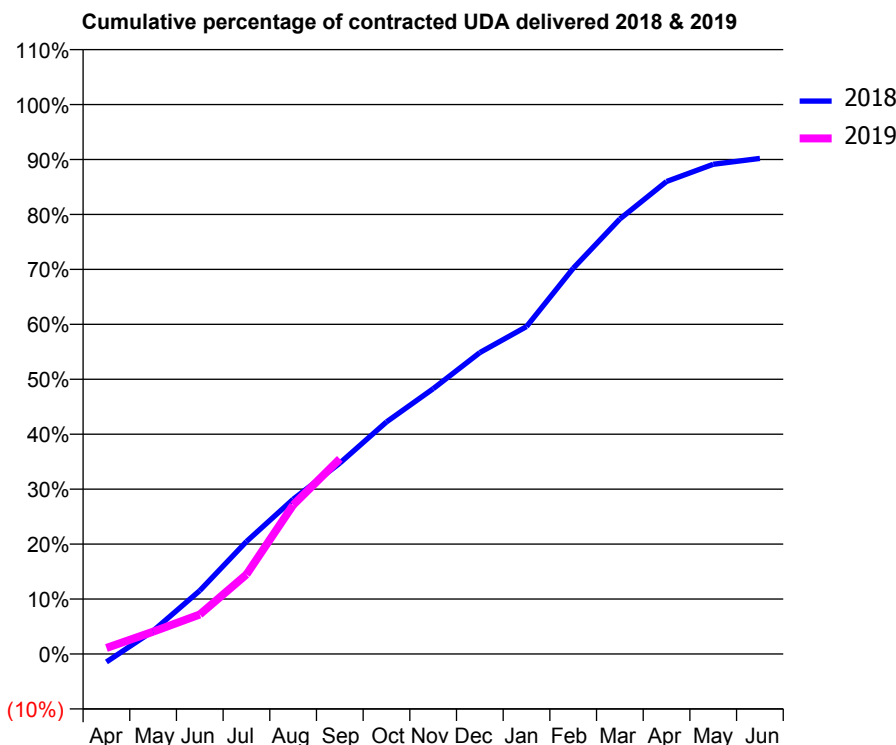
18/19 Contracted general activity (UDA)	31,000
Carry forward general activity (UDA)	0
18/19 Contracted orthodontic activity (UOA)	0
Carry forward orthodontic activity (UOA)	0
Baseline contract value	£935,282.32

ACCESS*

Patients seen in 24 months	Total	Change since previous quarter
Quarter ending September 2017	9,247	
Quarter ending December 2017	9,133	↓
Quarter ending March 2018	9,116	→
Quarter ending June 2018	8,885	↓
Quarter ending September 2018	9,361	↑
Variance since September 2017	1.2%	→



ACTIVITY



Adjusted Scheduled Activity (UDA)		
Month	2018	2019
April	-453	343
May	1,304	1,260
June	3,580	2,228
July	6,347	4,487
August	8,727	8,407
September	10,768	11,013
October	13,097	
November	14,964	
December	17,009	
January	18,476	
February	21,756	
March	24,542	
April	26,661	
May	27,630	
June	27,955	

QUALITY

	Quantity	Base Number	Contract	AT	Region	England
% of FP17s for the same patient ID Re-attending within 3 months - Children	35	1,004	3.5%	9.9%	11.5%	11.6%
% of FP17s for the same patient ID Re-attending within 3 months - Adults	316	3,719	8.5%	15.2%	16.5%	15.5%
% of FP17s for the same patient ID Re-attending between 3 & 9 months - Children	378	1,004	37.6%	48.8%	48.5%	58.8%
% of FP17s for the same patient ID Re-attending between 3 & 9 months - Adults	1,049	3,719	28.2%	38.8%	39.1%	51.1%
% of FP17s for Band 1 Urgent Courses	196	3,851	5.1%	10.1%	10.6%	9.0%
% of FP17s Relating to Free Repair or Replacements	28	3,851	0.7%	0.6%	0.5%	0.8%
% of FP17s Relating to Continuations	19	3,851	0.5%	0.8%	0.7%	0.9%
% of Patients satisfied with the dentistry they have received	0	0	N/A	91.6%	90.5%	93.3%
% of Patients satisfied with the time they had to wait for an appointment	0	0	N/A	87.5%	85.1%	88.9%

* This is based on patients treated on this contract for their most recent course of treatment. Figures in italics indicate the base number of FP17s or Patient Questionnaire responses are less than 100. N/A is shown where the base number of responses is less than 10 during the period. % is calculated as Quantity/Base number*100

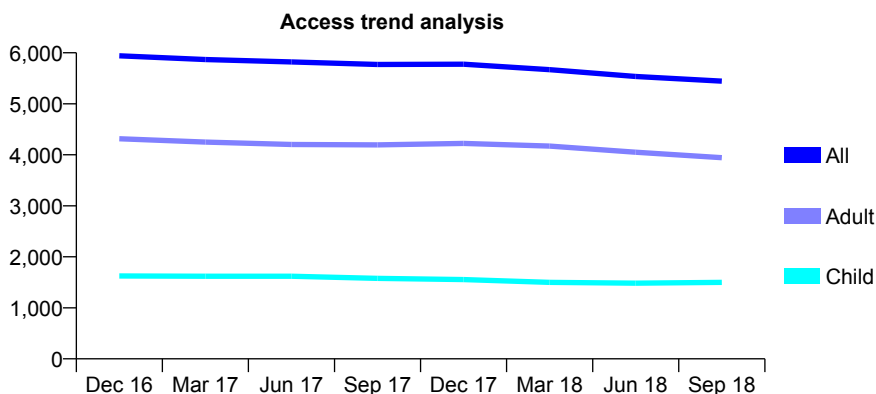
Q63 - Vital Signs At a Glance Contract Report for 858749/0001 - September 2018

Name or company name	MISS MR HARVEY
Contract type name	GDS Contract
Purpose of contract	General
Contract start date	11/09/2006
Contract end date	

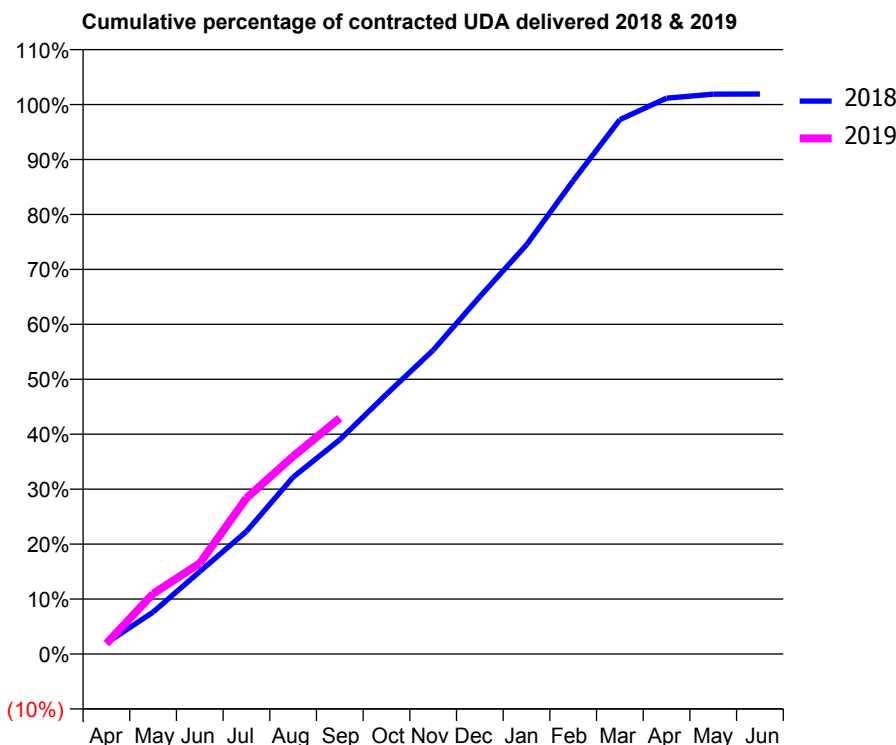
18/19 Contracted general activity (UDA)	12,750
Carry forward general activity (UDA)	-244
18/19 Contracted orthodontic activity (UOA)	0
Carry forward orthodontic activity (UOA)	0
Baseline contract value	£322,691.76

ACCESS*

Patients seen in 24 months	Total	Change since previous quarter
Quarter ending September 2017	5,772	
Quarter ending December 2017	5,777	→
Quarter ending March 2018	5,670	↓
Quarter ending June 2018	5,536	↓
Quarter ending September 2018	5,444	↓
Variance since September 2017	(5.7%)	↓



ACTIVITY



Month	Adjusted Scheduled Activity (UDA)	
	2018	2019
April	255	244
May	972	1,401
June	1,913	2,107
July	2,846	3,620
August	4,105	4,586
September	4,972	5,476
October	6,029	
November	7,048	
December	8,293	
January	9,495	
February	10,983	
March	12,399	
April	12,898	
May	12,990	
June	12,994	

QUALITY

	Quantity	Base Number	Contract	AT	Region	England
% of FP17s for the same patient ID Re-attending within 3 months - Children	54	758	7.1%	9.9%	11.5%	11.6%
% of FP17s for the same patient ID Re-attending within 3 months - Adults	323	1,778	18.2%	15.2%	16.5%	15.5%
% of FP17s for the same patient ID Re-attending between 3 & 9 months - Children	236	758	31.1%	48.8%	48.5%	58.8%
% of FP17s for the same patient ID Re-attending between 3 & 9 months - Adults	479	1,778	26.9%	38.8%	39.1%	51.1%
% of FP17s for Band 1 Urgent Courses	316	2,287	13.8%	10.1%	10.6%	9.0%
% of FP17s Relating to Free Repair or Replacements	39	2,287	1.7%	0.6%	0.5%	0.8%
% of FP17s Relating to Continuations	14	2,287	0.6%	0.8%	0.7%	0.9%
% of Patients satisfied with the dentistry they have received	5	6	N/A	91.6%	90.5%	93.3%
% of Patients satisfied with the time they had to wait for an appointment	5	6	N/A	87.5%	85.1%	88.9%

* This is based on patients treated on this contract for their most recent course of treatment. Figures in italics indicate the base number of FP17s or Patient Questionnaire responses are less than 100. N/A is shown where the base number of responses is less than 10 during the period. % is calculated as Quantity/Base number*100

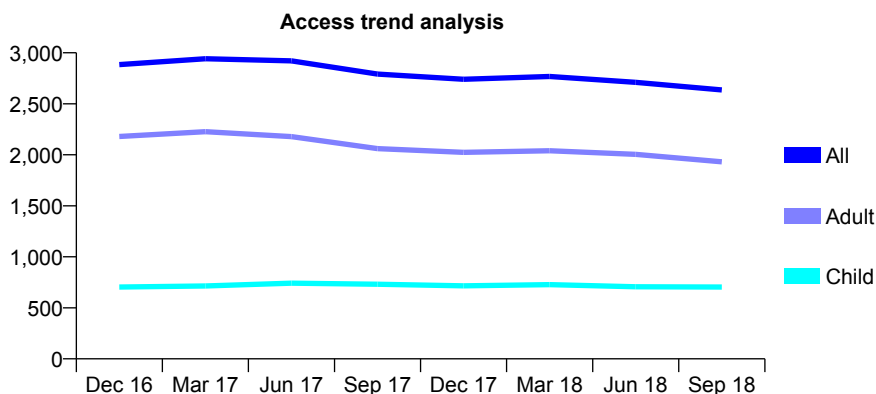
Q63 - Vital Signs At a Glance Contract Report for 859575/0001 - September 2018

Name or company name	Eltham Family Dental Practice
Contract type name	GDS Contract
Purpose of contract	General
Contract start date	17/07/2008
Contract end date	

18/19 Contracted general activity (UDA)	8,000
Carry forward general activity (UDA)	173
18/19 Contracted orthodontic activity (UOA)	0
Carry forward orthodontic activity (UOA)	0
Baseline contract value	£214,830.34

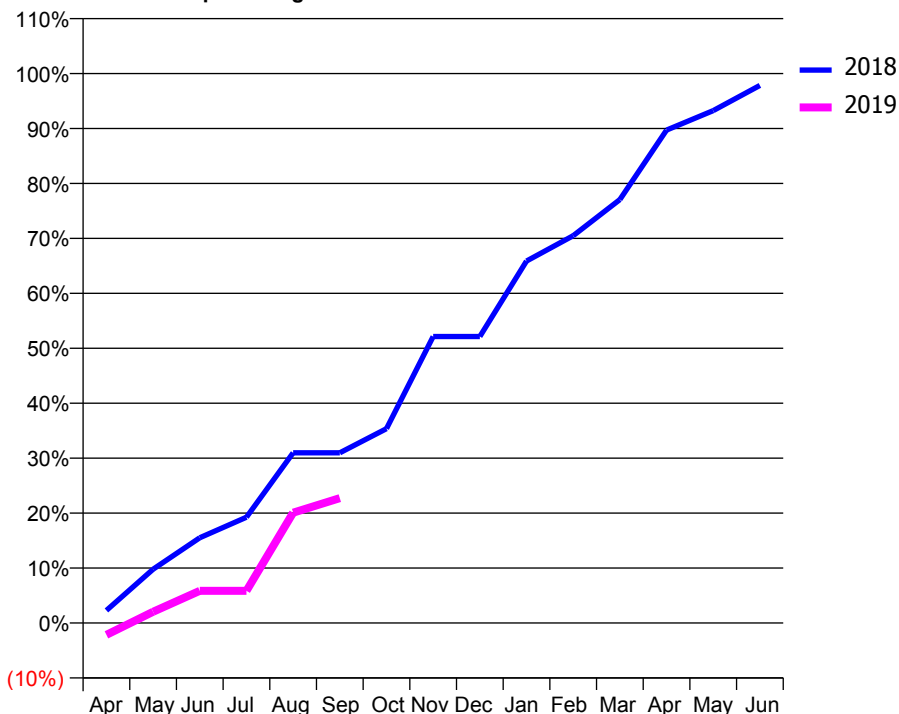
ACCESS*

Patients seen in 24 months	Total	Change since previous quarter
Quarter ending September 2017	2,792	
Quarter ending December 2017	2,740	↓
Quarter ending March 2018	2,768	→
Quarter ending June 2018	2,710	↓
Quarter ending September 2018	2,636	↓
Variance since September 2017	(5.6%)	↓



ACTIVITY

Cumulative percentage of contracted UDA delivered 2018 & 2019



Month	Adjusted Scheduled Activity (UDA)	
	2018	2019
April	184	-173
May	784	164
June	1,242	470
July	1,541	470
August	2,478	1,607
September	2,478	1,818
October	2,829	
November	4,172	
December	4,172	
January	5,269	
February	5,639	
March	6,165	
April	7,175	
May	7,460	
June	7,827	

QUALITY

	Quantity	Base Number	Contract	AT	Region	England
% of FP17s for the same patient ID Re-attending within 3 months - Children	26	439	5.9%	9.9%	11.5%	11.6%
% of FP17s for the same patient ID Re-attending within 3 months - Adults	171	1,134	15.1%	15.2%	16.5%	15.5%
% of FP17s for the same patient ID Re-attending between 3 & 9 months - Children	190	439	43.3%	48.8%	48.5%	58.8%
% of FP17s for the same patient ID Re-attending between 3 & 9 months - Adults	347	1,134	30.6%	38.8%	39.1%	51.1%
% of FP17s for Band 1 Urgent Courses	138	960	14.4%	10.1%	10.6%	9.0%
% of FP17s Relating to Free Repair or Replacements	2	960	0.2%	0.6%	0.5%	0.8%
% of FP17s Relating to Continuations	5	960	0.5%	0.8%	0.7%	0.9%
% of Patients satisfied with the dentistry they have received	0	0	N/A	91.6%	90.5%	93.3%
% of Patients satisfied with the time they had to wait for an appointment	0	0	N/A	87.5%	85.1%	88.9%

* This is based on patients treated on this contract for their most recent course of treatment. Figures in italics indicate the base number of FP17s or Patient Questionnaire responses are less than 100. N/A is shown where the base number of responses is less than 10 during the period. % is calculated as Quantity/Base number*100

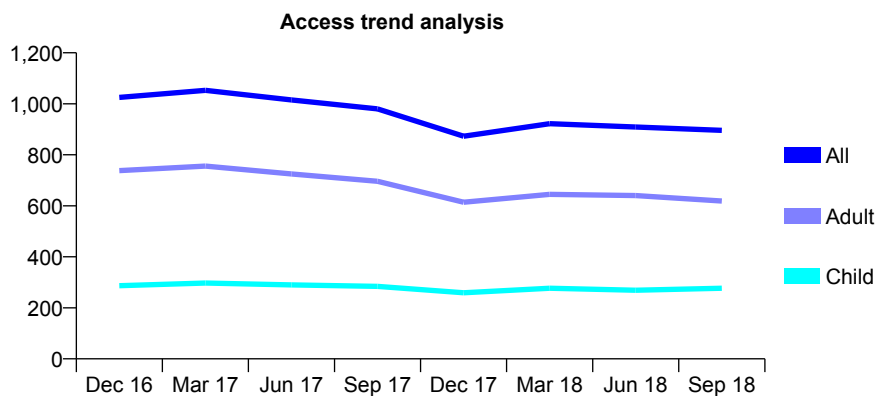
Q63 - Vital Signs At a Glance Contract Report for 863475/0001 - September 2018

Name or company name	MRS R SIVAKUMARAN
Contract type name	GDS Contract
Purpose of contract	General
Contract start date	01/04/2013
Contract end date	

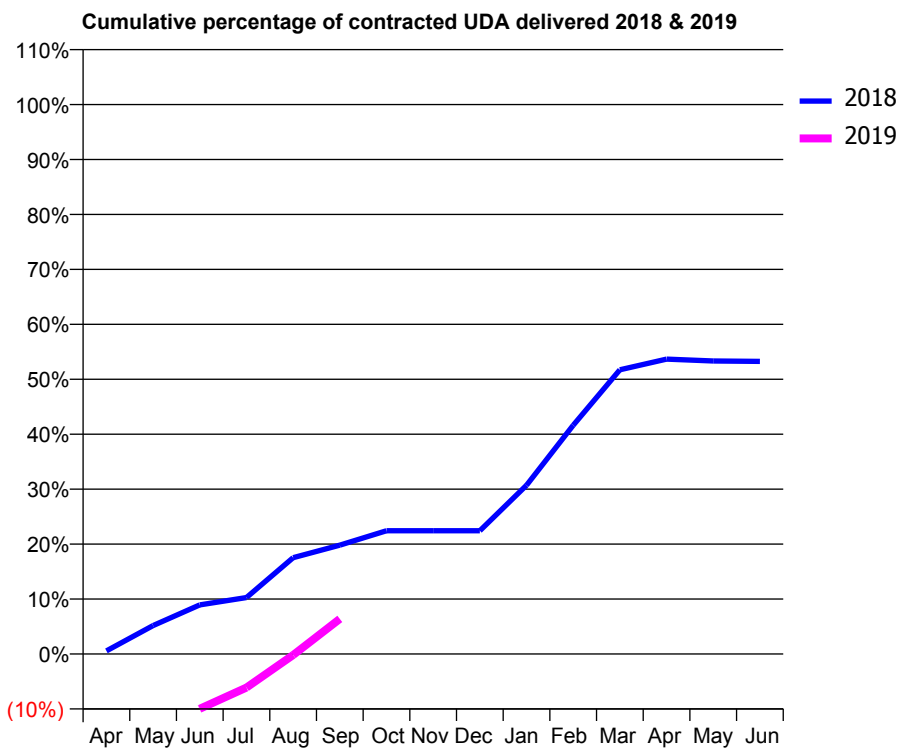
18/19 Contracted general activity (UDA)	4,200
Carry forward general activity (UDA)	960
18/19 Contracted orthodontic activity (UOA)	0
Carry forward orthodontic activity (UOA)	0
Baseline contract value	£114,899.54

ACCESS*

Patients seen in 24 months	Total	Change since previous quarter
Quarter ending September 2017	980	
Quarter ending December 2017	873	↓
Quarter ending March 2018	922	↑
Quarter ending June 2018	909	↓
Quarter ending September 2018	896	↓
Variance since September 2017	(8.6%)	↓



ACTIVITY



Adjusted Scheduled Activity (UDA)		
Month	2018	2019
April	24	-833
May	218	-609
June	375	-419
July	432	-257
August	736	-8
September	832	268
October	943	
November	943	
December	943	
January	1,290	
February	1,748	
March	2,173	
April	2,254	
May	2,240	
June	2,237	

QUALITY

	Quantity	Base Number	Contract	AT	Region	England
% of FP17s for the same patient ID Re-attending within 3 months - Children	8	140	5.7%	9.9%	11.5%	11.6%
% of FP17s for the same patient ID Re-attending within 3 months - Adults	26	219	11.9%	15.2%	16.5%	15.5%
% of FP17s for the same patient ID Re-attending between 3 & 9 months - Children	44	140	31.4%	48.8%	48.5%	58.8%
% of FP17s for the same patient ID Re-attending between 3 & 9 months - Adults	38	219	17.4%	38.8%	39.1%	51.1%
% of FP17s for Band 1 Urgent Courses	27	331	8.2%	10.1%	10.6%	9.0%
% of FP17s Relating to Free Repair or Replacements	2	331	0.6%	0.6%	0.5%	0.8%
% of FP17s Relating to Continuations	1	331	0.3%	0.8%	0.7%	0.9%
% of Patients satisfied with the dentistry they have received	0	0	N/A	91.6%	90.5%	93.3%
% of Patients satisfied with the time they had to wait for an appointment	0	0	N/A	87.5%	85.1%	88.9%

* This is based on patients treated on this contract for their most recent course of treatment. Figures in italics indicate the base number of FP17s or Patient Questionnaire responses are less than 100. N/A is shown where the base number of responses is less than 10 during the period. % is calculated as Quantity/Base number*100

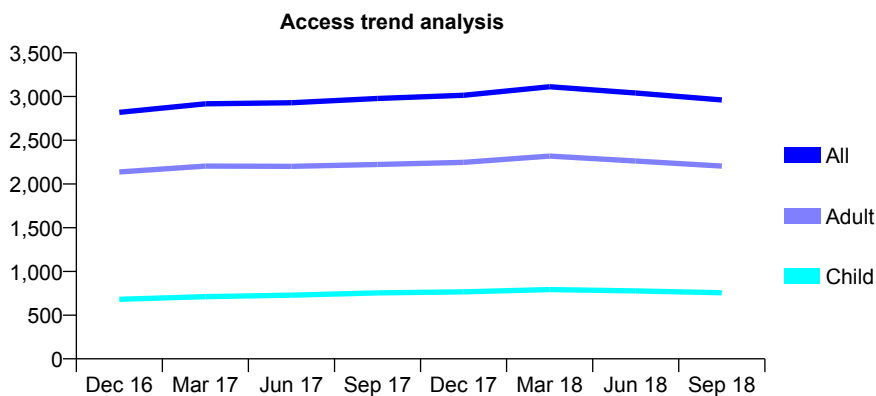
Q63 - Vital Signs At a Glance Contract Report for 875864/0001 - September 2018

Name or company name	MS MA KICZKA
Contract type name	GDS Contract
Purpose of contract	General
Contract start date	01/04/2013
Contract end date	

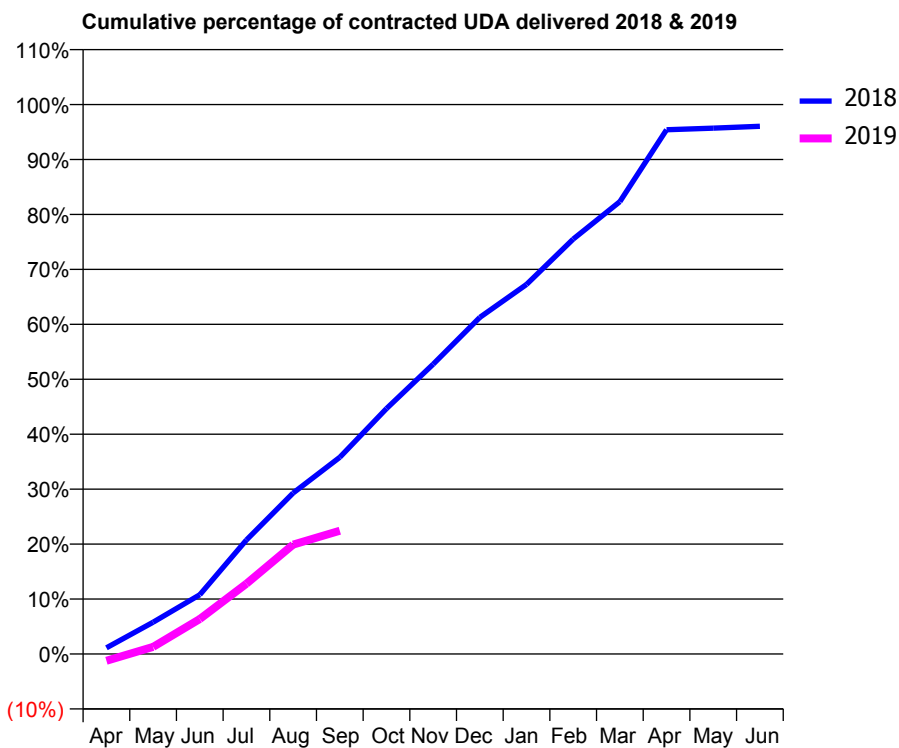
18/19 Contracted general activity (UDA)	9,300
Carry forward general activity (UDA)	369
18/19 Contracted orthodontic activity (UOA)	0
Carry forward orthodontic activity (UOA)	0
Baseline contract value	£224,382.58

ACCESS*

Patients seen in 24 months	Total	Change since previous quarter
Quarter ending September 2017	2,977	
Quarter ending December 2017	3,014	→
Quarter ending March 2018	3,112	↑
Quarter ending June 2018	3,040	↓
Quarter ending September 2018	2,961	↓
Variance since September 2017	(0.5%)	→



ACTIVITY



Month	Adjusted Scheduled Activity (UDA)	
	2018	2019
April	105	-115
May	538	121
June	1,003	593
July	1,930	1,191
August	2,724	1,851
September	3,330	2,087
October	4,154	
November	4,905	
December	5,697	
January	6,255	
February	7,022	
March	7,655	
April	8,873	
May	8,900	
June	8,931	

QUALITY

	Quantity	Base Number	Contract	AT	Region	England
% of FP17s for the same patient ID Re-attending within 3 months - Children	40	345	11.6%	9.9%	11.5%	11.6%
% of FP17s for the same patient ID Re-attending within 3 months - Adults	176	948	18.6%	15.2%	16.5%	15.5%
% of FP17s for the same patient ID Re-attending between 3 & 9 months - Children	80	345	23.2%	48.8%	48.5%	58.8%
% of FP17s for the same patient ID Re-attending between 3 & 9 months - Adults	227	948	23.9%	38.8%	39.1%	51.1%
% of FP17s for Band 1 Urgent Courses	242	983	24.6%	10.1%	10.6%	9.0%
% of FP17s Relating to Free Repair or Replacements	15	983	1.5%	0.6%	0.5%	0.8%
% of FP17s Relating to Continuations	5	983	0.5%	0.8%	0.7%	0.9%
% of Patients satisfied with the dentistry they have received	0	0	N/A	91.6%	90.5%	93.3%
% of Patients satisfied with the time they had to wait for an appointment	0	0	N/A	87.5%	85.1%	88.9%

* This is based on patients treated on this contract for their most recent course of treatment. Figures in italics indicate the base number of FP17s or Patient Questionnaire responses are less than 100. N/A is shown where the base number of responses is less than 10 during the period. % is calculated as Quantity/Base number*100

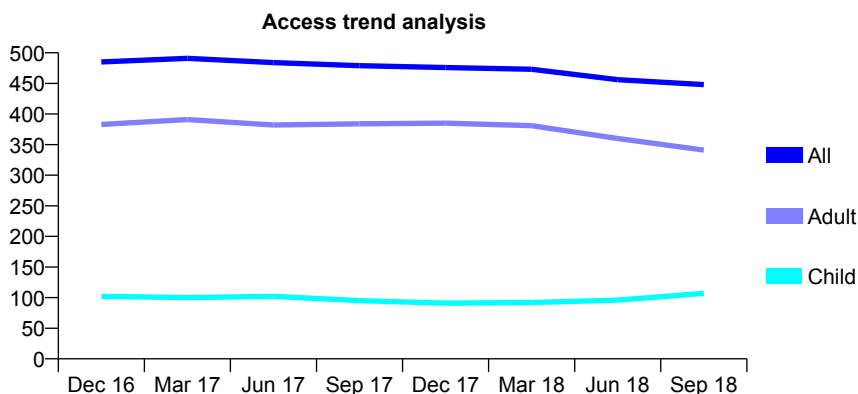
Q63 - Vital Signs At a Glance Contract Report for 890421/0001 - September 2018

Name or company name	MS M TADAION
Contract type name	GDS Contract
Purpose of contract	General
Contract start date	27/07/2011
Contract end date	

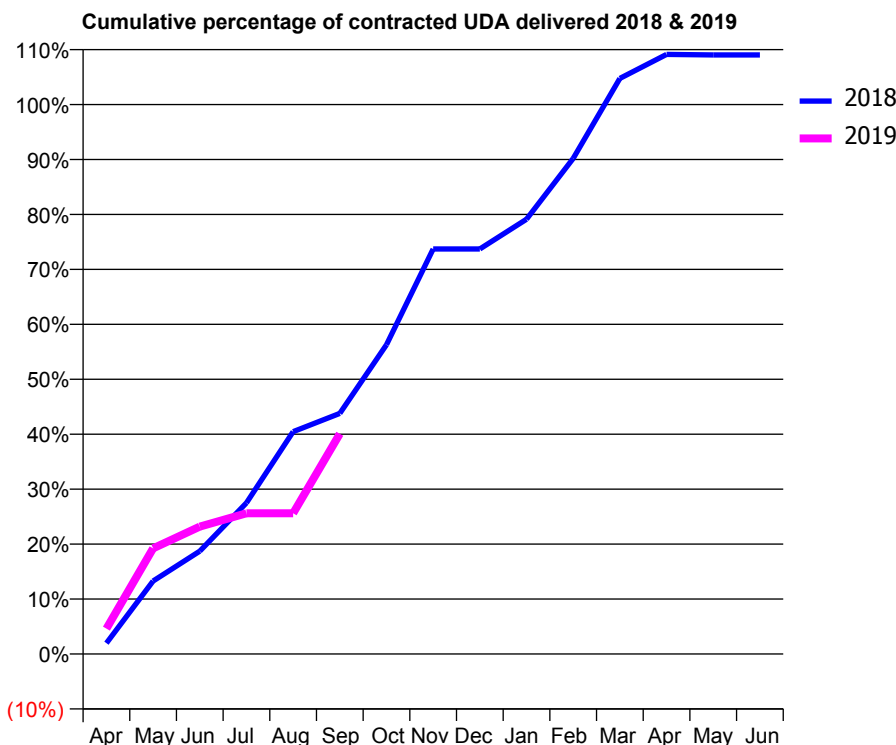
18/19 Contracted general activity (UDA)	910
Carry forward general activity (UDA)	-18
18/19 Contracted orthodontic activity (UOA)	0
Carry forward orthodontic activity (UOA)	0
Baseline contract value	£25,388.17

ACCESS*

Patients seen in 24 months	Total	Change since previous quarter
Quarter ending September 2017	479	
Quarter ending December 2017	476	→
Quarter ending March 2018	473	→
Quarter ending June 2018	456	↓
Quarter ending September 2018	448	↓
Variance since September 2017	(6.5%)	↓



ACTIVITY



Adjusted Scheduled Activity (UDA)		
Month	2018	2019
April	18	42
May	121	175
June	170	211
July	250	233
August	368	233
September	398	365
October	512	
November	671	
December	671	
January	720	
February	821	
March	953	
April	993	
May	992	
June	992	

QUALITY

	Quantity	Base Number	Contract	AT	Region	England
% of FP17s for the same patient ID Re-attending within 3 months - Children	4	73	5.5%	9.9%	11.5%	11.6%
% of FP17s for the same patient ID Re-attending within 3 months - Adults	10	122	8.2%	15.2%	16.5%	15.5%
% of FP17s for the same patient ID Re-attending between 3 & 9 months - Children	31	73	42.5%	48.8%	48.5%	58.8%
% of FP17s for the same patient ID Re-attending between 3 & 9 months - Adults	37	122	30.3%	38.8%	39.1%	51.1%
% of FP17s for Band 1 Urgent Courses	12	172	7.0%	10.1%	10.6%	9.0%
% of FP17s Relating to Free Repair or Replacements	0	172	0.0%	0.6%	0.5%	0.8%
% of FP17s Relating to Continuations	0	172	0.0%	0.8%	0.7%	0.9%
% of Patients satisfied with the dentistry they have received	0	0	N/A	91.6%	90.5%	93.3%
% of Patients satisfied with the time they had to wait for an appointment	0	0	N/A	87.5%	85.1%	88.9%

* This is based on patients treated on this contract for their most recent course of treatment. Figures in italics indicate the base number of FP17s or Patient Questionnaire responses are less than 100. N/A is shown where the base number of responses is less than 10 during the period. % is calculated as Quantity/Base number*100

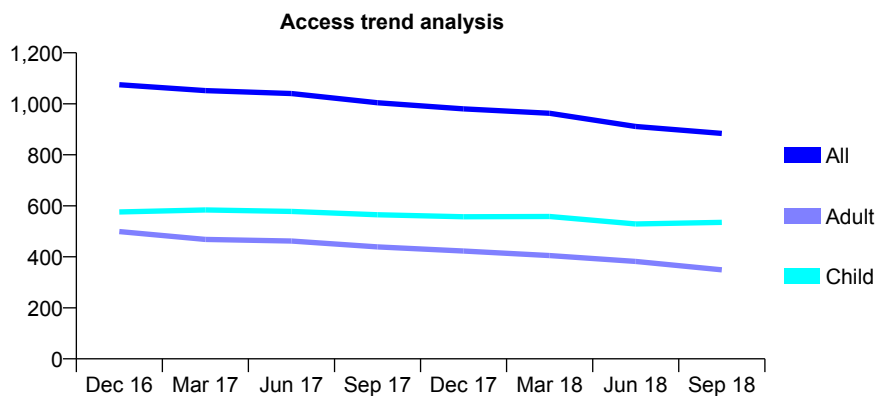
Q63 - Vital Signs At a Glance Contract Report for 905836/0001 - September 2018

Name or company name	MRS JB JONES
Contract type name	GDS Contract
Purpose of contract	General
Contract start date	01/04/2006
Contract end date	

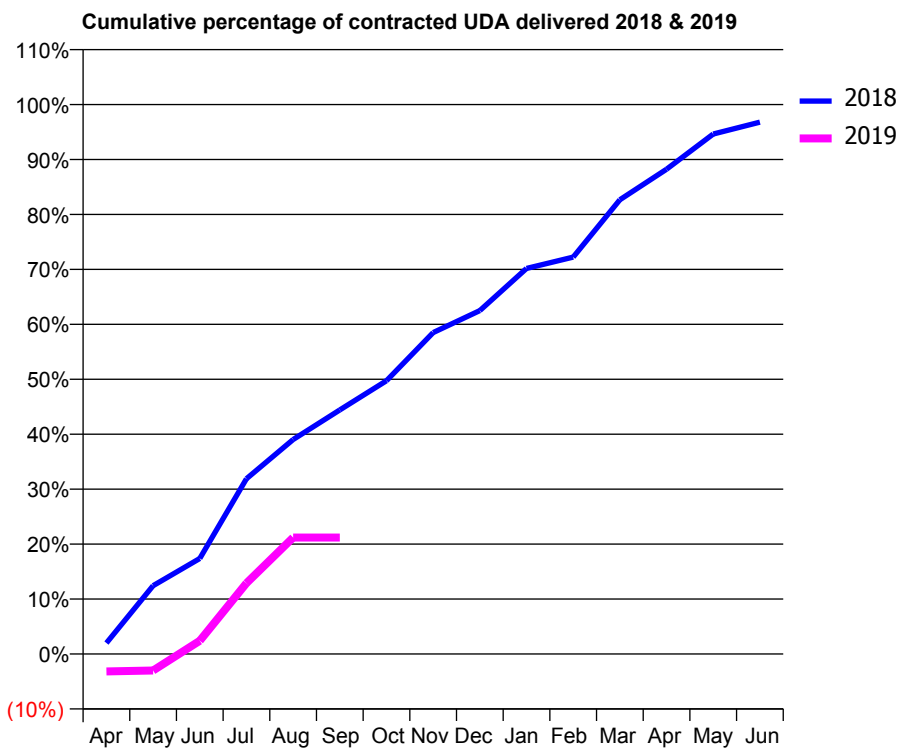
18/19 Contracted general activity (UDA)	2,250
Carry forward general activity (UDA)	72
18/19 Contracted orthodontic activity (UOA)	0
Carry forward orthodontic activity (UOA)	0
Baseline contract value	£59,635.99

ACCESS*

Patients seen in 24 months	Total	Change since previous quarter
Quarter ending September 2017	1,004	
Quarter ending December 2017	980	↓
Quarter ending March 2018	963	↓
Quarter ending June 2018	911	↓
Quarter ending September 2018	884	↓
Variance since September 2017	(12.0%)	↓



ACTIVITY



Adjusted Scheduled Activity (UDA)		
Month	2018	2019
April	45	-72
May	280	-68
June	391	55
July	718	290
August	878	477
September	999	477
October	1,119	
November	1,316	
December	1,406	
January	1,579	
February	1,625	
March	1,860	
April	1,985	
May	2,129	
June	2,178	

QUALITY

	Quantity	Base Number	Contract	AT	Region	England
% of FP17s for the same patient ID Re-attending within 3 months - Children	35	334	10.5%	9.9%	11.5%	11.6%
% of FP17s for the same patient ID Re-attending within 3 months - Adults	21	145	14.5%	15.2%	16.5%	15.5%
% of FP17s for the same patient ID Re-attending between 3 & 9 months - Children	177	334	53.0%	48.8%	48.5%	58.8%
% of FP17s for the same patient ID Re-attending between 3 & 9 months - Adults	77	145	53.1%	38.8%	39.1%	51.1%
% of FP17s for Band 1 Urgent Courses	14	334	4.2%	10.1%	10.6%	9.0%
% of FP17s Relating to Free Repair or Replacements	2	334	0.6%	0.6%	0.5%	0.8%
% of FP17s Relating to Continuations	6	334	1.8%	0.8%	0.7%	0.9%
% of Patients satisfied with the dentistry they have received	0	0	N/A	91.6%	90.5%	93.3%
% of Patients satisfied with the time they had to wait for an appointment	0	0	N/A	87.5%	85.1%	88.9%

* This is based on patients treated on this contract for their most recent course of treatment. Figures in italics indicate the base number of FP17s or Patient Questionnaire responses are less than 100. N/A is shown where the base number of responses is less than 10 during the period. % is calculated as Quantity/Base number*100

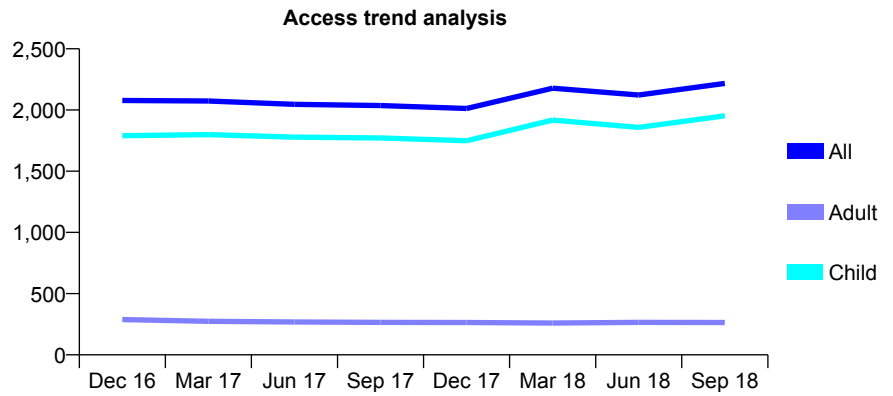
Q63 - Vital Signs At a Glance Contract Report for 908495/0001 - September 2018

Name or company name	Mr Sanjay Patel
Contract type name	GDS Contract
Purpose of contract	General
Contract start date	01/04/2006
Contract end date	

18/19 Contracted general activity (UDA)	4,427
Carry forward general activity (UDA)	97
18/19 Contracted orthodontic activity (UOA)	0
Carry forward orthodontic activity (UOA)	0
Baseline contract value	£105,953.64

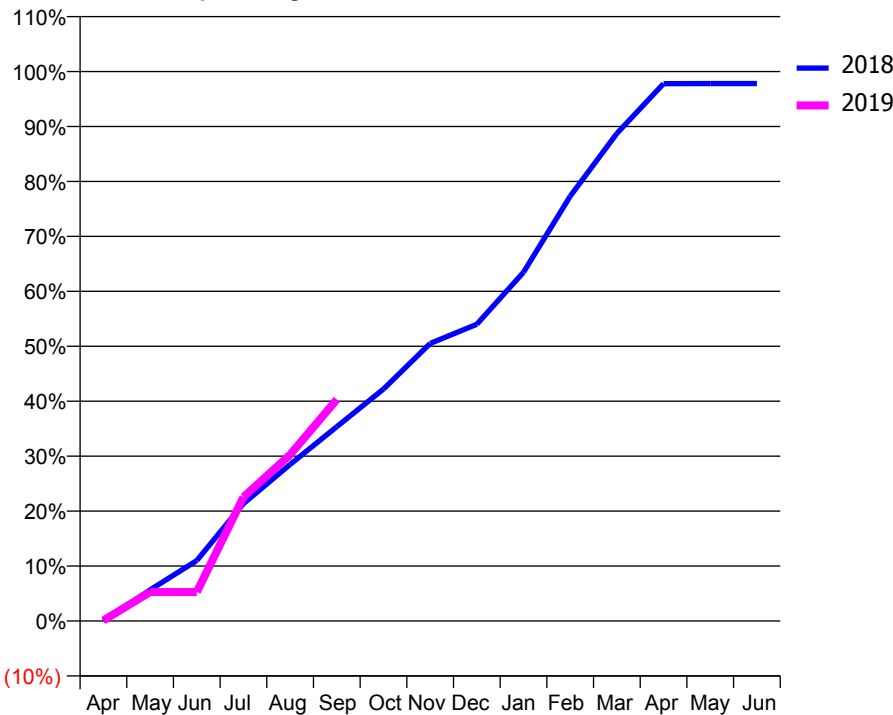
ACCESS*

Patients seen in 24 months	Total	Change since previous quarter
Quarter ending September 2017	2,037	
Quarter ending December 2017	2,013	↓
Quarter ending March 2018	2,178	↑
Quarter ending June 2018	2,123	↓
Quarter ending September 2018	2,217	↑
Variance since September 2017	8.8%	↑



ACTIVITY

Cumulative percentage of contracted UDA delivered 2018 & 2019



Month	Adjusted Scheduled Activity (UDA)	
	2018	2019
April	0	4
May	251	234
June	487	234
July	946	999
August	1,262	1,340
September	1,566	1,785
October	1,869	
November	2,236	
December	2,391	
January	2,810	
February	3,422	
March	3,928	
April	4,329	
May	4,330	
June	4,330	

QUALITY

	Quantity	Base Number	Contract	AT	Region	England
% of FP17s for the same patient ID Re-attending within 3 months - Children	142	1,649	8.6%	9.9%	11.5%	11.6%
% of FP17s for the same patient ID Re-attending within 3 months - Adults	8	72	<i>11.1%</i>	15.2%	16.5%	15.5%
% of FP17s for the same patient ID Re-attending between 3 & 9 months - Children	1,078	1,649	65.4%	48.8%	48.5%	58.8%
% of FP17s for the same patient ID Re-attending between 3 & 9 months - Adults	47	72	<i>65.3%</i>	38.8%	39.1%	51.1%
% of FP17s for Band 1 Urgent Courses	67	1,440	4.7%	10.1%	10.6%	9.0%
% of FP17s Relating to Free Repair or Replacements	0	1,440	0.0%	0.6%	0.5%	0.8%
% of FP17s Relating to Continuations	0	1,440	0.0%	0.8%	0.7%	0.9%
% of Patients satisfied with the dentistry they have received	1	1	<i>N/A</i>	91.6%	90.5%	93.3%
% of Patients satisfied with the time they had to wait for an appointment	1	1	<i>N/A</i>	87.5%	85.1%	88.9%

* This is based on patients treated on this contract for their most recent course of treatment. Figures in italics indicate the base number of FP17s or Patient Questionnaire responses are less than 100. N/A is shown where the base number of responses is less than 10 during the period. % is calculated as Quantity/Base number*100

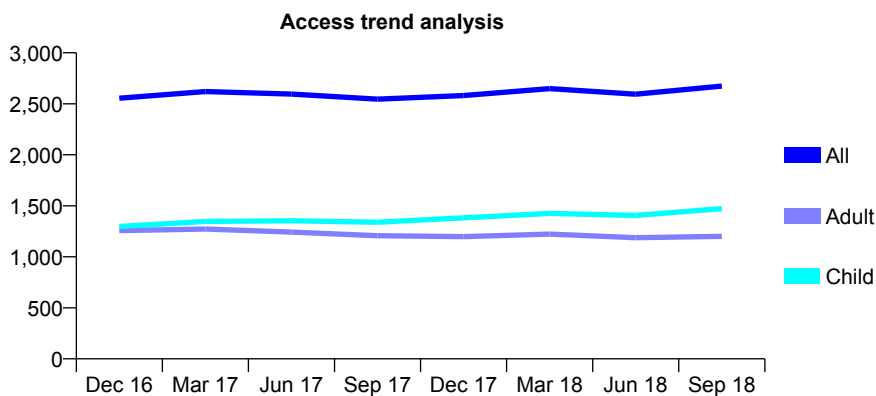
Q63 - Vital Signs At a Glance Contract Report for 909548/0001 - September 2018

Name or company name	MR HS KALSI
Contract type name	GDS Contract
Purpose of contract	General and Orthodontic
Contract start date	01/04/2006
Contract end date	

18/19 Contracted general activity (UDA)	7,537
Carry forward general activity (UDA)	161
18/19 Contracted orthodontic activity (UOA)	134
Carry forward orthodontic activity (UOA)	0
Baseline contract value	£210,763.24

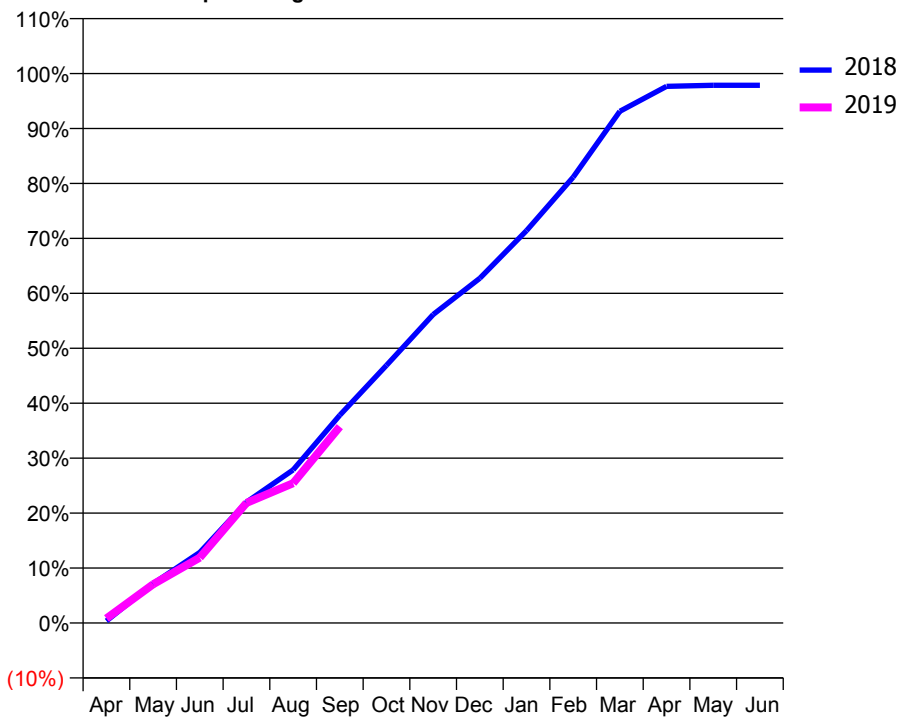
ACCESS*

Patients seen in 24 months	Total	Change since previous quarter
Quarter ending September 2017	2,546	
Quarter ending December 2017	2,581	→
Quarter ending March 2018	2,649	↑
Quarter ending June 2018	2,594	↓
Quarter ending September 2018	2,674	↑
Variance since September 2017	5.0%	↑



ACTIVITY

Cumulative percentage of contracted UDA delivered 2018 & 2019



Adjusted Scheduled Activity (UDA)

Month	2018	2019
April	29	63
May	540	531
June	968	898
July	1,659	1,648
August	2,100	1,918
September	2,851	2,693
October	3,535	
November	4,232	
December	4,729	
January	5,382	
February	6,115	
March	7,019	
April	7,360	
May	7,376	
June	7,376	

QUALITY

	Quantity	Base Number	Contract	AT	Region	England
% of FP17s for the same patient ID Re-attending within 3 months - Children	127	1,121	11.3%	9.9%	11.5%	11.6%
% of FP17s for the same patient ID Re-attending within 3 months - Adults	91	689	13.2%	15.2%	16.5%	15.5%
% of FP17s for the same patient ID Re-attending between 3 & 9 months - Children	706	1,121	63.0%	48.8%	48.5%	58.8%
% of FP17s for the same patient ID Re-attending between 3 & 9 months - Adults	349	689	50.7%	38.8%	39.1%	51.1%
% of FP17s for Band 1 Urgent Courses	103	1,570	6.6%	10.1%	10.6%	9.0%
% of FP17s Relating to Free Repair or Replacements	5	1,570	0.3%	0.6%	0.5%	0.8%
% of FP17s Relating to Continuations	8	1,570	0.5%	0.8%	0.7%	0.9%
% of Patients satisfied with the dentistry they have received	0	0	N/A	91.6%	90.5%	93.3%
% of Patients satisfied with the time they had to wait for an appointment	0	0	N/A	87.5%	85.1%	88.9%

* This is based on patients treated on this contract for their most recent course of treatment. Figures in italics indicate the base number of FP17s or Patient Questionnaire responses are less than 100. N/A is shown where the base number of responses is less than 10 during the period. % is calculated as Quantity/Base number*100

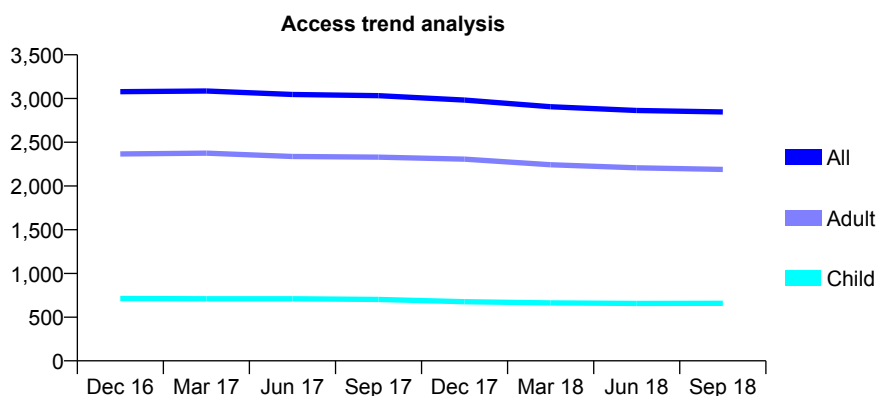
Q63 - Vital Signs At a Glance Contract Report for 910139/0001 - September 2018

Name or company name	Richard Milner, Nadeem Jawaid
Contract type name	GDS Contract
Purpose of contract	General
Contract start date	01/04/2006
Contract end date	

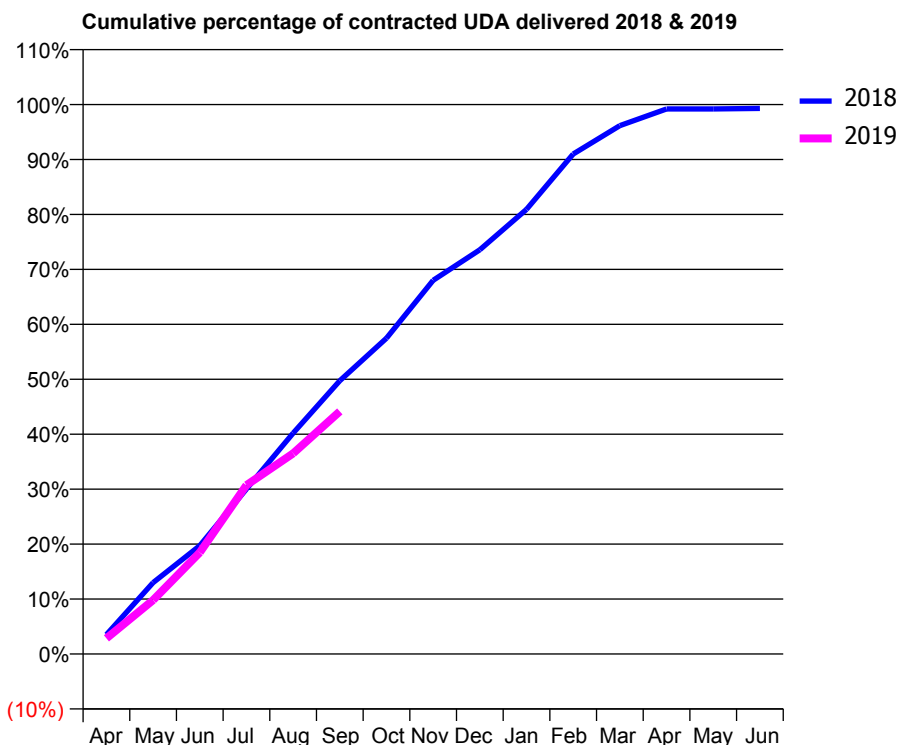
18/19 Contracted general activity (UDA)	7,000
Carry forward general activity (UDA)	50
18/19 Contracted orthodontic activity (UOA)	0
Carry forward orthodontic activity (UOA)	0
Baseline contract value	£169,915.46

ACCESS*

Patients seen in 24 months	Total	Change since previous quarter
Quarter ending September 2017	3,032	
Quarter ending December 2017	2,983	↓
Quarter ending March 2018	2,906	↓
Quarter ending June 2018	2,864	↓
Quarter ending September 2018	2,847	→
Variance since September 2017	(6.1%)	↓



ACTIVITY



Adjusted Scheduled Activity (UDA)		
Month	2018	2019
April	247	200
May	909	687
June	1,381	1,294
July	2,103	2,152
August	2,814	2,556
September	3,481	3,091
October	4,024	
November	4,760	
December	5,149	
January	5,664	
February	6,369	
March	6,730	
April	6,943	
May	6,943	
June	6,950	

QUALITY

	Quantity	Base Number	Contract	AT	Region	England
% of FP17s for the same patient ID Re-attending within 3 months - Children	17	509	3.3%	9.9%	11.5%	11.6%
% of FP17s for the same patient ID Re-attending within 3 months - Adults	204	1,492	13.7%	15.2%	16.5%	15.5%
% of FP17s for the same patient ID Re-attending between 3 & 9 months - Children	311	509	61.1%	48.8%	48.5%	58.8%
% of FP17s for the same patient ID Re-attending between 3 & 9 months - Adults	734	1,492	49.2%	38.8%	39.1%	51.1%
% of FP17s for Band 1 Urgent Courses	143	1,855	7.7%	10.1%	10.6%	9.0%
% of FP17s Relating to Free Repair or Replacements	12	1,855	0.6%	0.6%	0.5%	0.8%
% of FP17s Relating to Continuations	7	1,855	0.4%	0.8%	0.7%	0.9%
% of Patients satisfied with the dentistry they have received	1	1	N/A	91.6%	90.5%	93.3%
% of Patients satisfied with the time they had to wait for an appointment	0	1	N/A	87.5%	85.1%	88.9%

* This is based on patients treated on this contract for their most recent course of treatment. Figures in italics indicate the base number of FP17s or Patient Questionnaire responses are less than 100. N/A is shown where the base number of responses is less than 10 during the period. % is calculated as Quantity/Base number*100

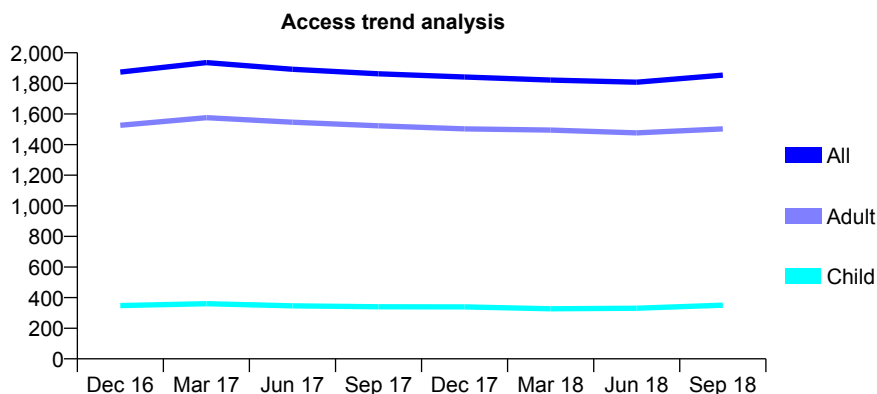
Q63 - Vital Signs At a Glance Contract Report for 913944/0001 - September 2018

Name or company name	MR MT WONG
Contract type name	GDS Contract
Purpose of contract	General
Contract start date	01/04/2006
Contract end date	

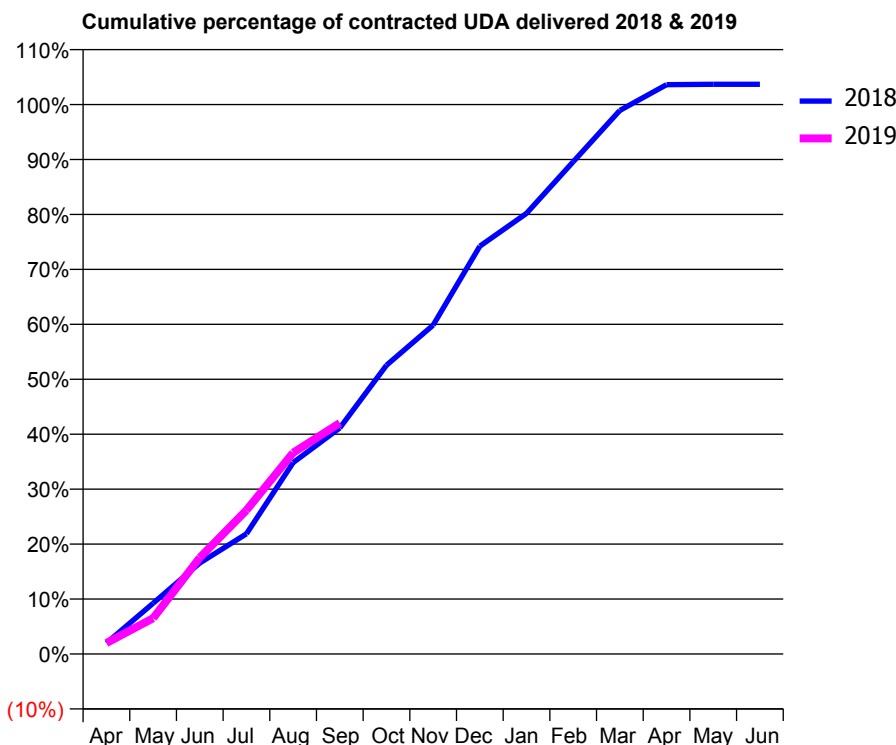
18/19 Contracted general activity (UDA)	4,300
Carry forward general activity (UDA)	-86
18/19 Contracted orthodontic activity (UOA)	0
Carry forward orthodontic activity (UOA)	0
Baseline contract value	£122,554.30

ACCESS*

Patients seen in 24 months	Total	Change since previous quarter
Quarter ending September 2017	1,863	
Quarter ending December 2017	1,842	↓
Quarter ending March 2018	1,822	↓
Quarter ending June 2018	1,808	→
Quarter ending September 2018	1,854	↑
Variance since September 2017	(0.5%)	→



ACTIVITY



Month	Adjusted Scheduled Activity (UDA)	
	2018	2019
April	86	86
May	397	280
June	713	754
July	941	1,125
August	1,498	1,575
September	1,769	1,807
October	2,259	
November	2,574	
December	3,191	
January	3,449	
February	3,852	
March	4,253	
April	4,455	
May	4,458	
June	4,458	

QUALITY

	Quantity	Base Number	Contract	AT	Region	England
% of FP17s for the same patient ID Re-attending within 3 months - Children	11	170	6.5%	9.9%	11.5%	11.6%
% of FP17s for the same patient ID Re-attending within 3 months - Adults	77	712	10.8%	15.2%	16.5%	15.5%
% of FP17s for the same patient ID Re-attending between 3 & 9 months - Children	57	170	33.5%	48.8%	48.5%	58.8%
% of FP17s for the same patient ID Re-attending between 3 & 9 months - Adults	285	712	40.0%	38.8%	39.1%	51.1%
% of FP17s for Band 1 Urgent Courses	17	796	2.1%	10.1%	10.6%	9.0%
% of FP17s Relating to Free Repair or Replacements	7	796	0.9%	0.6%	0.5%	0.8%
% of FP17s Relating to Continuations	2	796	0.3%	0.8%	0.7%	0.9%
% of Patients satisfied with the dentistry they have received	1	2	N/A	91.6%	90.5%	93.3%
% of Patients satisfied with the time they had to wait for an appointment	1	2	N/A	87.5%	85.1%	88.9%

* This is based on patients treated on this contract for their most recent course of treatment. Figures in italics indicate the base number of FP17s or Patient Questionnaire responses are less than 100. N/A is shown where the base number of responses is less than 10 during the period. % is calculated as Quantity/Base number*100

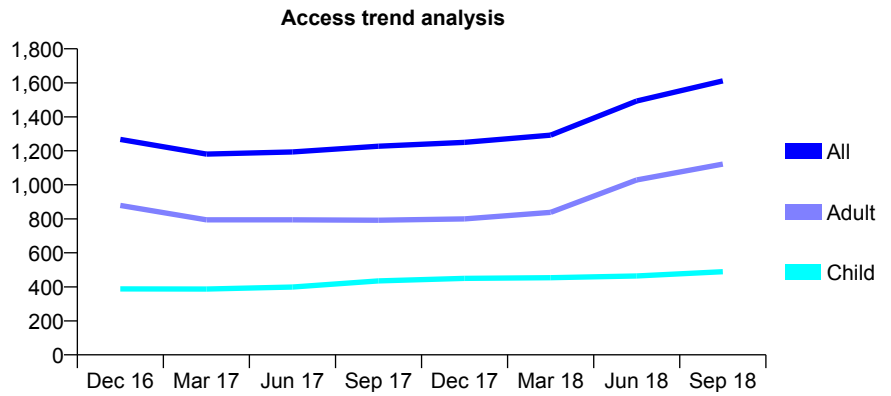
Q63 - Vital Signs At a Glance Contract Report for 914967/0001 - September 2018

Name or company name	Blue Dental
Contract type name	GDS Contract
Purpose of contract	General
Contract start date	01/04/2006
Contract end date	

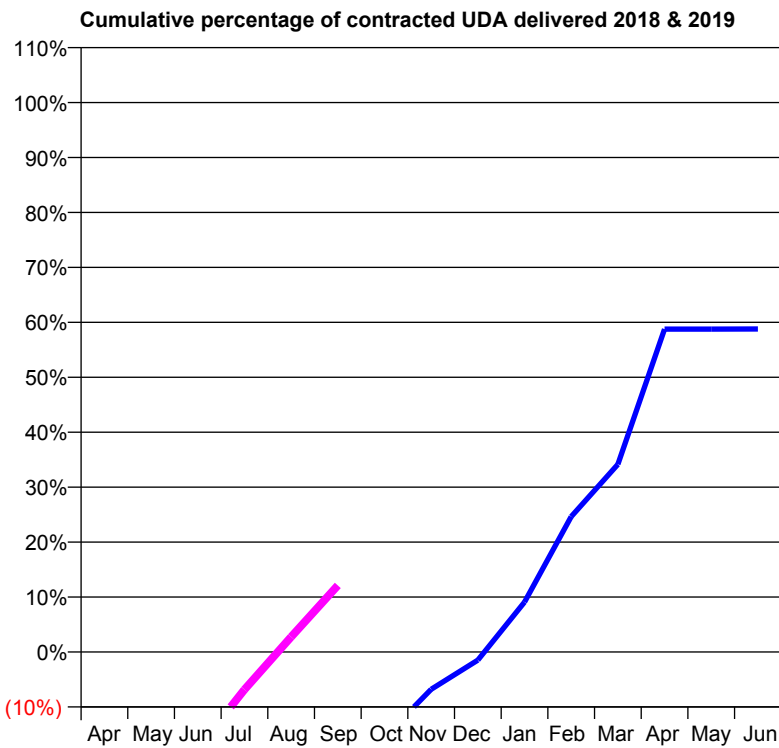
18/19 Contracted general activity (UDA)	6,166
Carry forward general activity (UDA)	2,542
18/19 Contracted orthodontic activity (UOA)	0
Carry forward orthodontic activity (UOA)	0
Baseline contract value	£179,568.64

ACCESS*

Patients seen in 24 months	Total	Change since previous quarter
Quarter ending September 2017	1,227	
Quarter ending December 2017	1,250	→
Quarter ending March 2018	1,292	↑
Quarter ending June 2018	1,493	↑
Quarter ending September 2018	1,611	↑
Variance since September 2017	31.3%	↑



ACTIVITY



Adjusted Scheduled Activity (UDA)		
Month	2018	2019
April	-2,582	-2,258
May	-2,576	-1,673
June	-2,492	-1,089
July	-2,315	-423
August	-1,924	169
September	-1,402	748
October	-959	
November	-420	
December	-92	
January	561	
February	1,519	
March	2,106	
April	3,623	
May	3,623	
June	3,624	

QUALITY

	Quantity	Base Number	Contract	AT	Region	England
% of FP17s for the same patient ID Re-attending within 3 months - Children	85	484	17.6%	9.9%	11.5%	11.6%
% of FP17s for the same patient ID Re-attending within 3 months - Adults	169	926	18.3%	15.2%	16.5%	15.5%
% of FP17s for the same patient ID Re-attending between 3 & 9 months - Children	285	484	58.9%	48.8%	48.5%	58.8%
% of FP17s for the same patient ID Re-attending between 3 & 9 months - Adults	337	926	36.4%	38.8%	39.1%	51.1%
% of FP17s for Band 1 Urgent Courses	84	1,174	7.2%	10.1%	10.6%	9.0%
% of FP17s Relating to Free Repair or Replacements	6	1,174	0.5%	0.6%	0.5%	0.8%
% of FP17s Relating to Continuations	2	1,174	0.2%	0.8%	0.7%	0.9%
% of Patients satisfied with the dentistry they have received	0	1	N/A	91.6%	90.5%	93.3%
% of Patients satisfied with the time they had to wait for an appointment	1	1	N/A	87.5%	85.1%	88.9%

* This is based on patients treated on this contract for their most recent course of treatment. Figures in italics indicate the base number of FP17s or Patient Questionnaire responses are less than 100. N/A is shown where the base number of responses is less than 10 during the period. % is calculated as Quantity/Base number*100

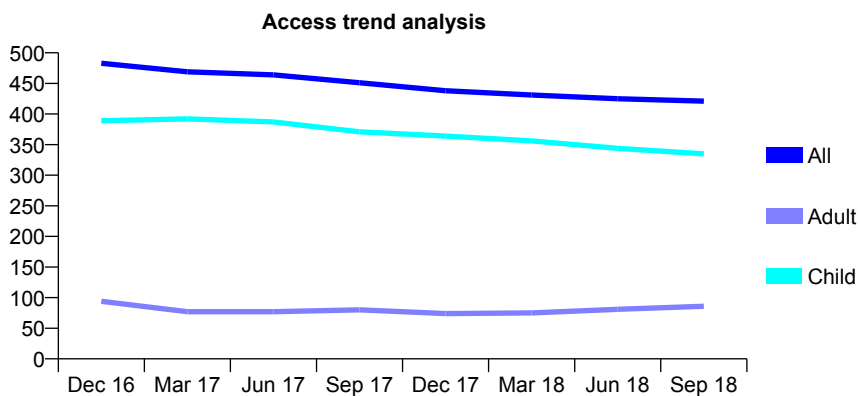
Q63 - Vital Signs At a Glance Contract Report for 917583/0001 - September 2018

Name or company name	MR A KERSCHBAUMER
Contract type name	GDS Contract
Purpose of contract	General
Contract start date	01/04/2006
Contract end date	

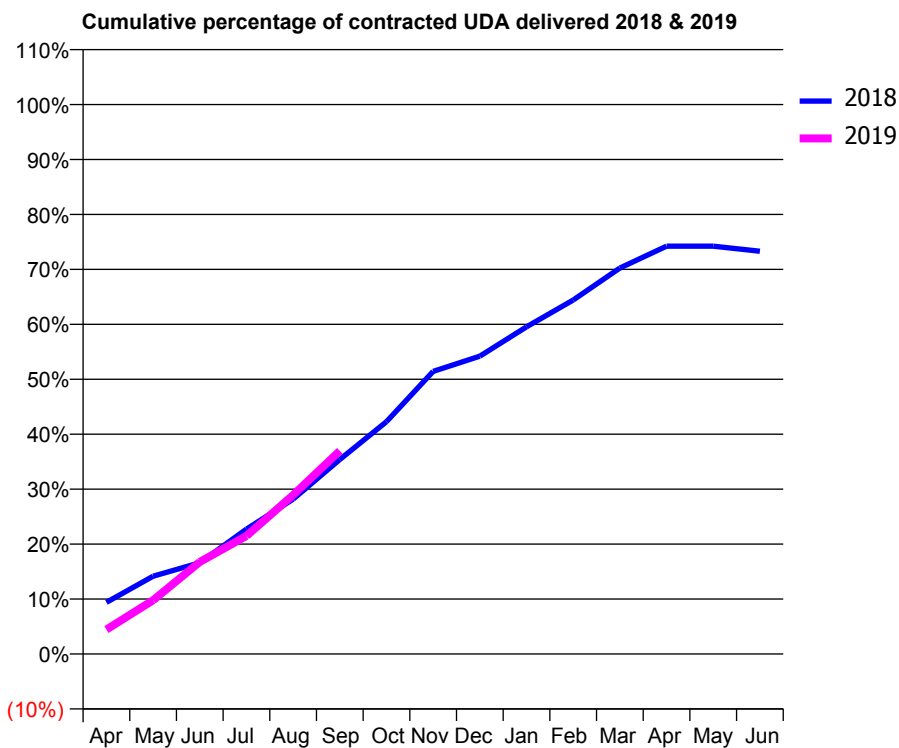
18/19 Contracted general activity (UDA)	1,279
Carry forward general activity (UDA)	0
18/19 Contracted orthodontic activity (UOA)	0
Carry forward orthodontic activity (UOA)	0
Baseline contract value	£27,417.05

ACCESS*

Patients seen in 24 months	Total	Change since previous quarter
Quarter ending September 2017	451	
Quarter ending December 2017	438	↓
Quarter ending March 2018	431	↓
Quarter ending June 2018	425	↓
Quarter ending September 2018	421	→
Variance since September 2017	(6.7%)	↓



ACTIVITY



Adjusted Scheduled Activity (UDA)		
Month	2018	2019
April	120	57
May	181	125
June	212	214
July	291	275
August	361	370
September	453	473
October	541	
November	658	
December	693	
January	761	
February	824	
March	898	
April	949	
May	949	
June	937	

QUALITY

	Quantity	Base Number	Contract	AT	Region	England
% of FP17s for the same patient ID Re-attending within 3 months - Children	24	264	9.1%	9.9%	11.5%	11.6%
% of FP17s for the same patient ID Re-attending within 3 months - Adults	1	26	3.8%	15.2%	16.5%	15.5%
% of FP17s for the same patient ID Re-attending between 3 & 9 months - Children	148	264	56.1%	48.8%	48.5%	58.8%
% of FP17s for the same patient ID Re-attending between 3 & 9 months - Adults	16	26	61.5%	38.8%	39.1%	51.1%
% of FP17s for Band 1 Urgent Courses	10	267	3.7%	10.1%	10.6%	9.0%
% of FP17s Relating to Free Repair or Replacements	0	267	0.0%	0.6%	0.5%	0.8%
% of FP17s Relating to Continuations	2	267	0.7%	0.8%	0.7%	0.9%
% of Patients satisfied with the dentistry they have received	1	1	N/A	91.6%	90.5%	93.3%
% of Patients satisfied with the time they had to wait for an appointment	1	1	N/A	87.5%	85.1%	88.9%

* This is based on patients treated on this contract for their most recent course of treatment. Figures in italics indicate the base number of FP17s or Patient Questionnaire responses are less than 100. N/A is shown where the base number of responses is less than 10 during the period. % is calculated as Quantity/Base number*100

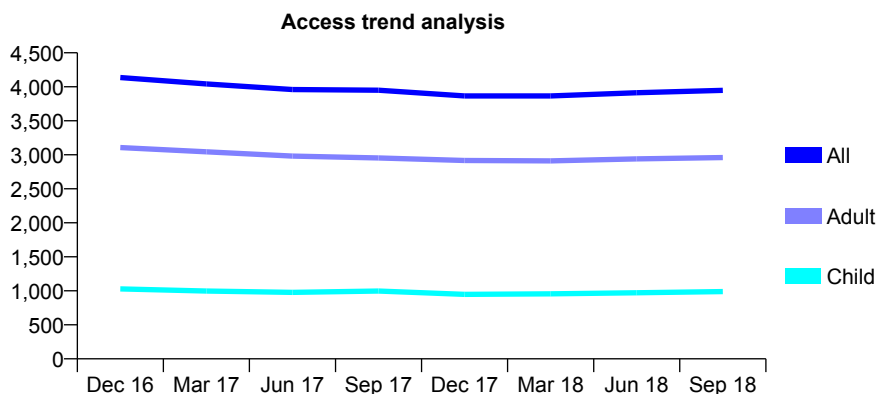
Q63 - Vital Signs At a Glance Contract Report for 917737/0001 - September 2018

Name or company name	MR JC HEALY
Contract type name	GDS Contract
Purpose of contract	General
Contract start date	01/04/2006
Contract end date	

18/19 Contracted general activity (UDA)	13,000
Carry forward general activity (UDA)	0
18/19 Contracted orthodontic activity (UOA)	0
Carry forward orthodontic activity (UOA)	0
Baseline contract value	£304,666.75

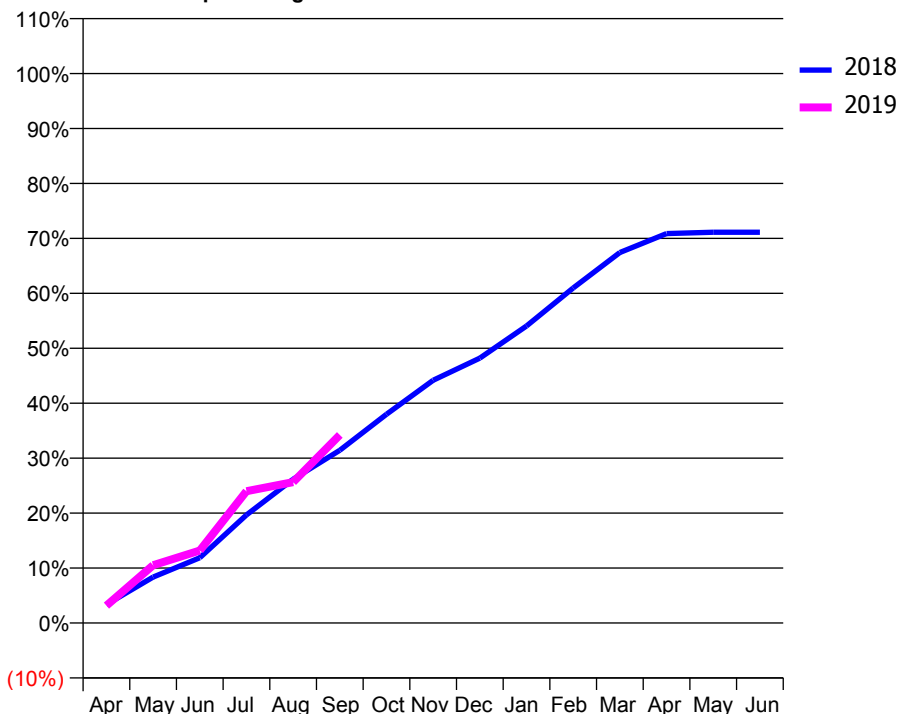
ACCESS*

Patients seen in 24 months	Total	Change since previous quarter
Quarter ending September 2017	3,950	
Quarter ending December 2017	3,865	↓
Quarter ending March 2018	3,866	→
Quarter ending June 2018	3,912	→
Quarter ending September 2018	3,949	→
Variance since September 2017	(0.0%)	→



ACTIVITY

Cumulative percentage of contracted UDA delivered 2018 & 2019



Adjusted Scheduled Activity (UDA)

Month	2018	2019
April	437	411
May	1,087	1,367
June	1,545	1,716
July	2,557	3,118
August	3,402	3,334
September	4,087	4,448
October	4,938	
November	5,742	
December	6,266	
January	7,028	
February	7,925	
March	8,767	
April	9,213	
May	9,245	
June	9,245	

QUALITY

	Quantity	Base Number	Contract	AT	Region	England
% of FP17s for the same patient ID Re-attending within 3 months - Children	30	652	4.6%	9.9%	11.5%	11.6%
% of FP17s for the same patient ID Re-attending within 3 months - Adults	274	1,938	14.1%	15.2%	16.5%	15.5%
% of FP17s for the same patient ID Re-attending between 3 & 9 months - Children	250	652	38.3%	48.8%	48.5%	58.8%
% of FP17s for the same patient ID Re-attending between 3 & 9 months - Adults	835	1,938	43.1%	38.8%	39.1%	51.1%
% of FP17s for Band 1 Urgent Courses	51	2,344	2.2%	10.1%	10.6%	9.0%
% of FP17s Relating to Free Repair or Replacements	31	2,344	1.3%	0.6%	0.5%	0.8%
% of FP17s Relating to Continuations	111	2,344	4.7%	0.8%	0.7%	0.9%
% of Patients satisfied with the dentistry they have received	4	4	N/A	91.6%	90.5%	93.3%
% of Patients satisfied with the time they had to wait for an appointment	4	4	N/A	87.5%	85.1%	88.9%

* This is based on patients treated on this contract for their most recent course of treatment. Figures in italics indicate the base number of FP17s or Patient Questionnaire responses are less than 100. N/A is shown where the base number of responses is less than 10 during the period. % is calculated as Quantity/Base number*100

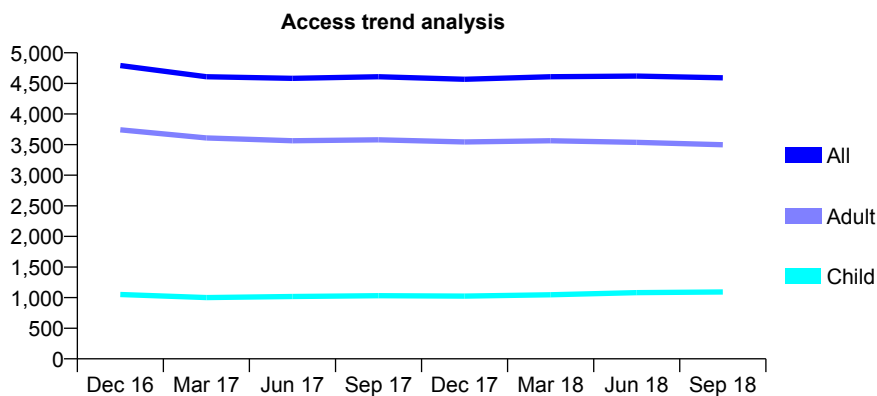
Q63 - Vital Signs At a Glance Contract Report for 919101/0003 - September 2018

Name or company name	MR S MIRFENDERESKI
Contract type name	GDS Contract
Purpose of contract	General
Contract start date	08/04/2009
Contract end date	

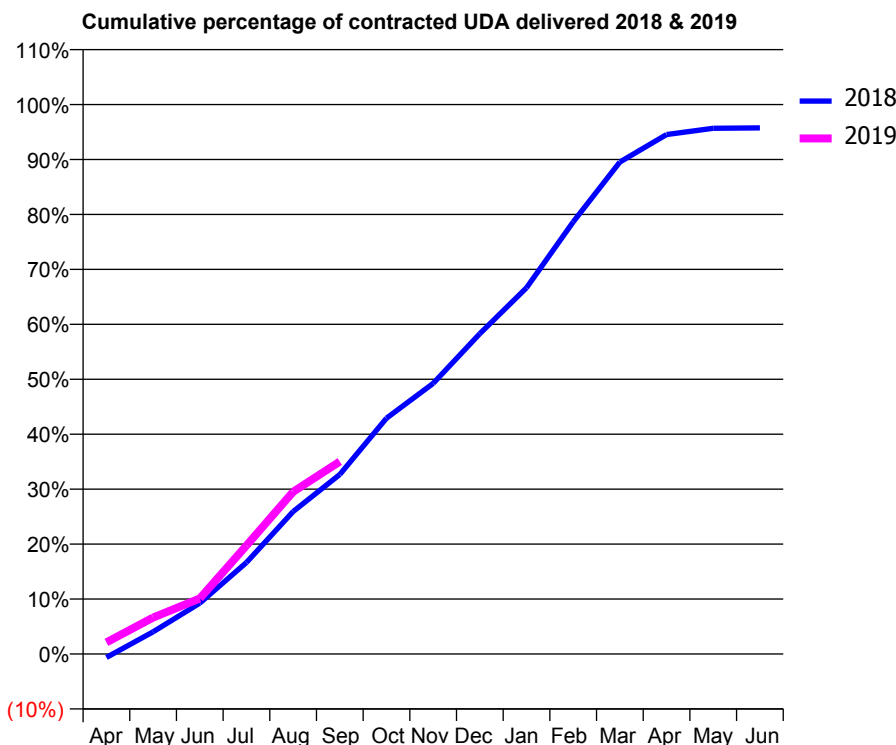
18/19 Contracted general activity (UDA)	13,200
Carry forward general activity (UDA)	0
18/19 Contracted orthodontic activity (UOA)	0
Carry forward orthodontic activity (UOA)	0
Baseline contract value	£328,751.86

ACCESS*

Patients seen in 24 months	Total	Change since previous quarter
Quarter ending September 2017	4,609	
Quarter ending December 2017	4,568	→
Quarter ending March 2018	4,610	→
Quarter ending June 2018	4,619	→
Quarter ending September 2018	4,591	→
Variance since September 2017	(0.4%)	→



ACTIVITY



Month	Adjusted Scheduled Activity (UDA)	
	2018	2019
April	-86	281
May	534	877
June	1,222	1,335
July	2,200	2,605
August	3,423	3,897
September	4,314	4,625
October	5,666	
November	6,502	
December	7,697	
January	8,798	
February	10,381	
March	11,817	
April	12,478	
May	12,629	
June	12,639	

QUALITY

	Quantity	Base Number	Contract	AT	Region	England
% of FP17s for the same patient ID Re-attending within 3 months - Children	19	547	3.5%	9.9%	11.5%	11.6%
% of FP17s for the same patient ID Re-attending within 3 months - Adults	57	1,255	4.5%	15.2%	16.5%	15.5%
% of FP17s for the same patient ID Re-attending between 3 & 9 months - Children	256	547	46.8%	48.8%	48.5%	58.8%
% of FP17s for the same patient ID Re-attending between 3 & 9 months - Adults	395	1,255	31.5%	38.8%	39.1%	51.1%
% of FP17s for Band 1 Urgent Courses	57	1,563	3.6%	10.1%	10.6%	9.0%
% of FP17s Relating to Free Repair or Replacements	5	1,563	0.3%	0.6%	0.5%	0.8%
% of FP17s Relating to Continuations	1	1,563	0.1%	0.8%	0.7%	0.9%
% of Patients satisfied with the dentistry they have received	0	0	N/A	91.6%	90.5%	93.3%
% of Patients satisfied with the time they had to wait for an appointment	0	0	N/A	87.5%	85.1%	88.9%

* This is based on patients treated on this contract for their most recent course of treatment. Figures in italics indicate the base number of FP17s or Patient Questionnaire responses are less than 100. N/A is shown where the base number of responses is less than 10 during the period. % is calculated as Quantity/Base number*100

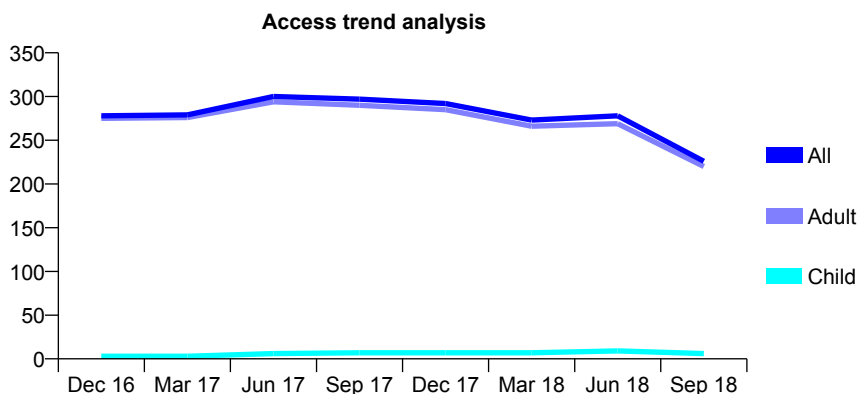
Q63 - Vital Signs At a Glance Contract Report for 919101/0004 - September 2018

Name or company name	MR S MIRFENDERESKI
Contract type name	PDS Contract
Purpose of contract	General
Contract start date	01/09/2010
Contract end date	31/07/2018

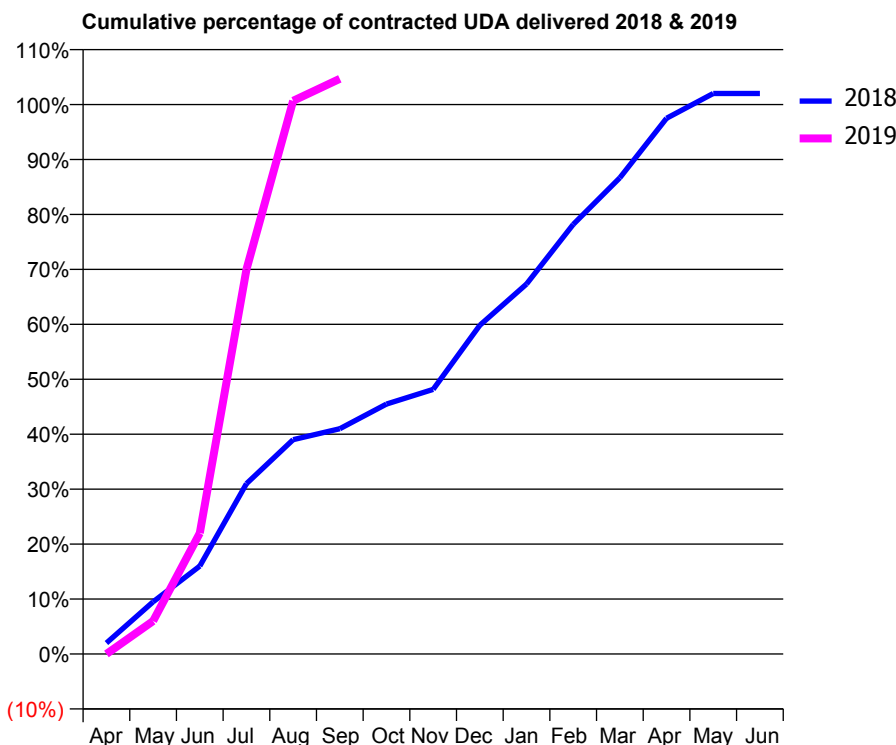
18/19 Contracted general activity (UDA)	150
Carry forward general activity (UDA)	0
18/19 Contracted orthodontic activity (UOA)	0
Carry forward orthodontic activity (UOA)	0
Baseline contract value	£7,390.99

ACCESS*

Patients seen in 24 months	Total	Change since previous quarter
Quarter ending September 2017	297	
Quarter ending December 2017	292	↓
Quarter ending March 2018	273	↓
Quarter ending June 2018	278	→
Quarter ending September 2018	226	↓
Variance since September 2017	(23.9%)	↓



ACTIVITY



Month	Adjusted Scheduled Activity (UDA)	
	2018	2019
April	12	0
May	57	9
June	96	33
July	186	105
August	234	151
September	246	157
October	273	
November	289	
December	359	
January	404	
February	469	
March	520	
April	585	
May	612	
June	612	

QUALITY

	Quantity	Base Number	Contract	AT	Region	England
% of FP17s for the same patient ID Re-attending within 3 months - Children	0	2	0.0%	9.9%	11.5%	11.6%
% of FP17s for the same patient ID Re-attending within 3 months - Adults	1	84	1.2%	15.2%	16.5%	15.5%
% of FP17s for the same patient ID Re-attending between 3 & 9 months - Children	0	2	0.0%	48.8%	48.5%	58.8%
% of FP17s for the same patient ID Re-attending between 3 & 9 months - Adults	0	84	0.0%	38.8%	39.1%	51.1%
% of FP17s for Band 1 Urgent Courses	0	53	0.0%	10.1%	10.6%	9.0%
% of FP17s Relating to Free Repair or Replacements	0	53	0.0%	0.6%	0.5%	0.8%
% of FP17s Relating to Continuations	0	53	0.0%	0.8%	0.7%	0.9%
% of Patients satisfied with the dentistry they have received	0	0	N/A	91.6%	90.5%	93.3%
% of Patients satisfied with the time they had to wait for an appointment	0	0	N/A	87.5%	85.1%	88.9%

* This is based on patients treated on this contract for their most recent course of treatment. Figures in italics indicate the base number of FP17s or Patient Questionnaire responses are less than 100. N/A is shown where the base number of responses is less than 10 during the period. % is calculated as Quantity/Base number*100

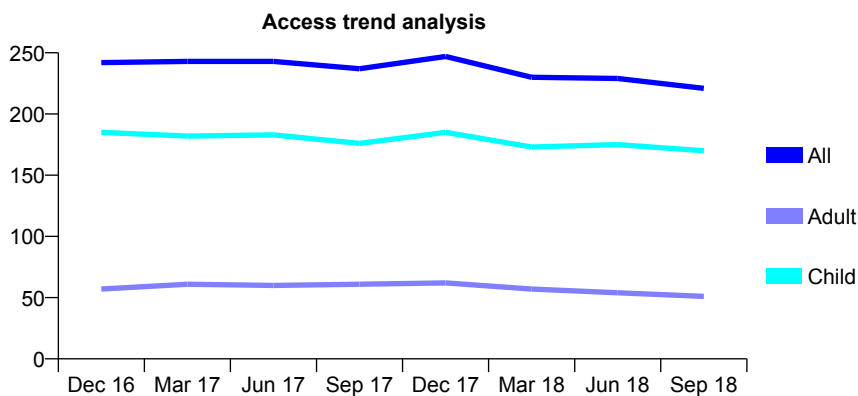
Q63 - Vital Signs At a Glance Contract Report for 920126/0001 - September 2018

Name or company name	MR MA SULIEMAN
Contract type name	GDS Contract
Purpose of contract	General
Contract start date	01/04/2006
Contract end date	

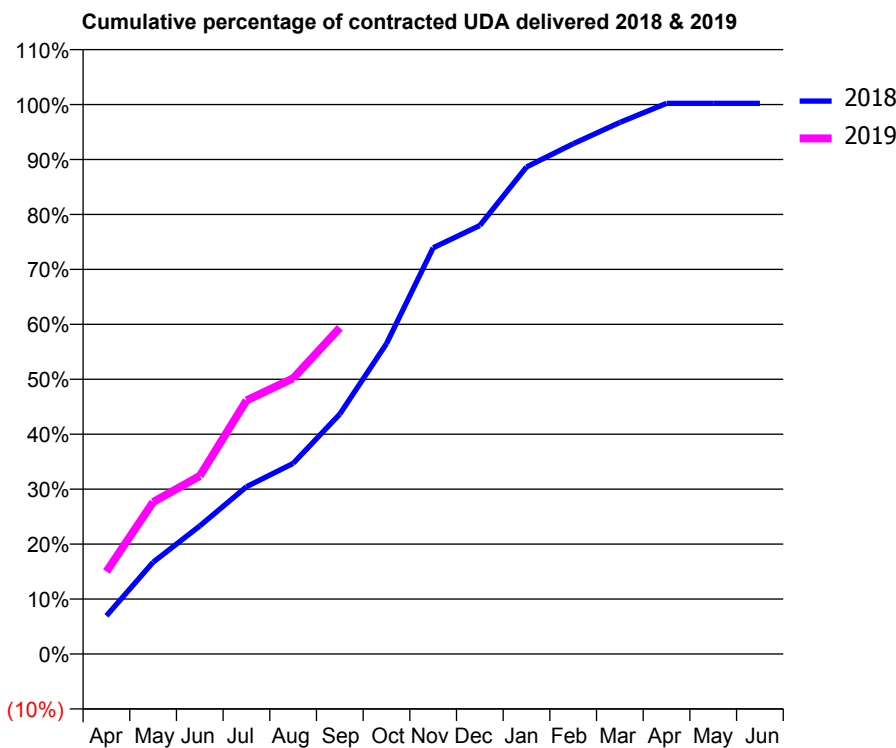
18/19 Contracted general activity (UDA)	546
Carry forward general activity (UDA)	-1
18/19 Contracted orthodontic activity (UOA)	0
Carry forward orthodontic activity (UOA)	0
Baseline contract value	£12,470.19

ACCESS*

Patients seen in 24 months	Total	Change since previous quarter
Quarter ending September 2017	237	
Quarter ending December 2017	247	↑
Quarter ending March 2018	230	↓
Quarter ending June 2018	229	→
Quarter ending September 2018	221	↓
Variance since September 2017	(6.8%)	↓



ACTIVITY



Month	Adjusted Scheduled Activity (UDA)	
	2018	2019
April	38	82
May	91	151
June	127	177
July	166	252
August	189	274
September	238	324
October	308	
November	404	
December	426	
January	484	
February	507	
March	528	
April	547	
May	547	
June	547	

QUALITY

	Quantity	Base Number	Contract	AT	Region	England
% of FP17s for the same patient ID Re-attending within 3 months - Children	4	140	2.9%	9.9%	11.5%	11.6%
% of FP17s for the same patient ID Re-attending within 3 months - Adults	1	28	3.6%	15.2%	16.5%	15.5%
% of FP17s for the same patient ID Re-attending between 3 & 9 months - Children	100	140	71.4%	48.8%	48.5%	58.8%
% of FP17s for the same patient ID Re-attending between 3 & 9 months - Adults	18	28	64.3%	38.8%	39.1%	51.1%
% of FP17s for Band 1 Urgent Courses	1	158	0.6%	10.1%	10.6%	9.0%
% of FP17s Relating to Free Repair or Replacements	0	158	0.0%	0.6%	0.5%	0.8%
% of FP17s Relating to Continuations	0	158	0.0%	0.8%	0.7%	0.9%
% of Patients satisfied with the dentistry they have received	0	0	N/A	91.6%	90.5%	93.3%
% of Patients satisfied with the time they had to wait for an appointment	0	0	N/A	87.5%	85.1%	88.9%

* This is based on patients treated on this contract for their most recent course of treatment. Figures in italics indicate the base number of FP17s or Patient Questionnaire responses are less than 100. N/A is shown where the base number of responses is less than 10 during the period. % is calculated as Quantity/Base number*100

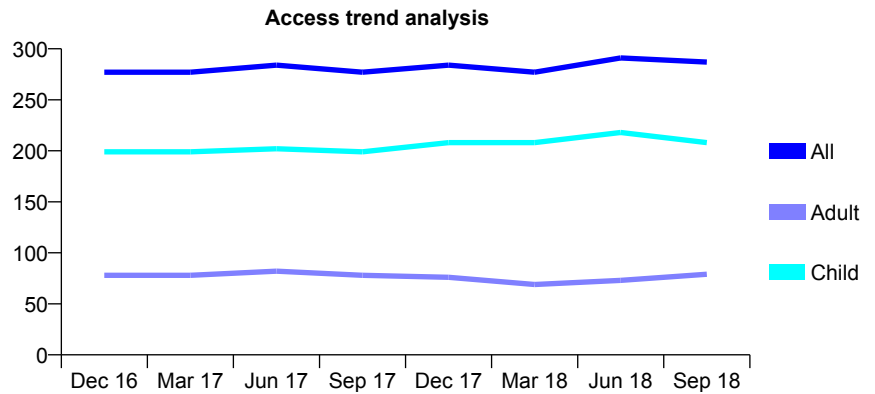
Q63 - Vital Signs At a Glance Contract Report for 920509/0001 - September 2018

Name or company name	MR KS SIHRA
Contract type name	GDS Contract
Purpose of contract	General
Contract start date	01/04/2006
Contract end date	

18/19 Contracted general activity (UDA)	607
Carry forward general activity (UDA)	0
18/19 Contracted orthodontic activity (UOA)	0
Carry forward orthodontic activity (UOA)	0
Baseline contract value	£15,132.80

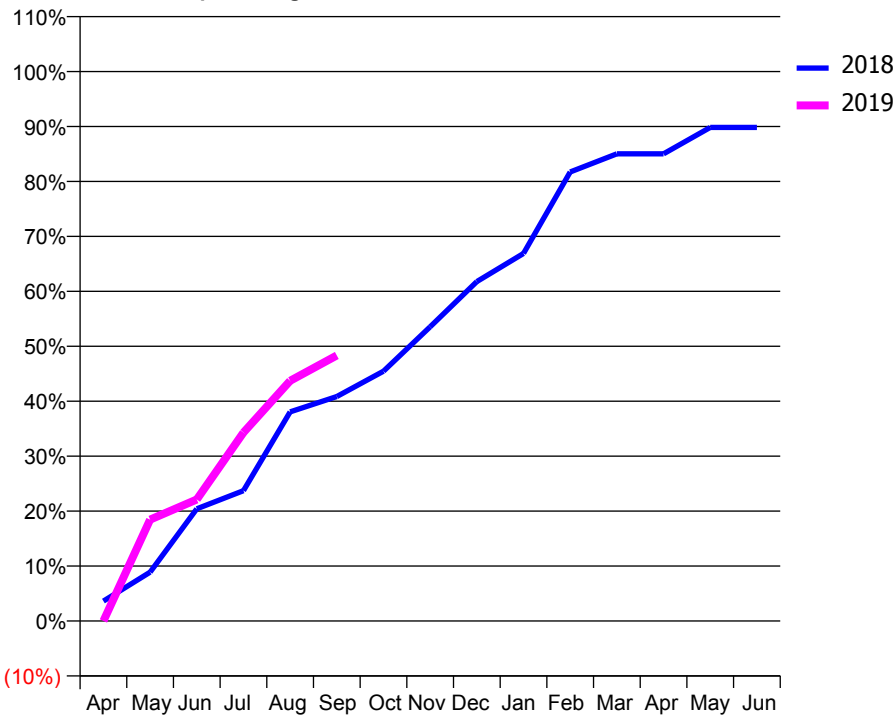
ACCESS*

Patients seen in 24 months	Total	Change since previous quarter
Quarter ending September 2017	277	
Quarter ending December 2017	284	↑
Quarter ending March 2018	277	↓
Quarter ending June 2018	291	↑
Quarter ending September 2018	287	↓
Variance since September 2017	3.6%	↑



ACTIVITY

Cumulative percentage of contracted UDA delivered 2018 & 2019



Adjusted Scheduled Activity (UDA)		
Month	2018	2019
April	22	0
May	54	112
June	124	134
July	144	208
August	231	265
September	248	293
October	276	
November	325	
December	375	
January	406	
February	496	
March	516	
April	516	
May	545	
June	545	

QUALITY

	Quantity	Base Number	Contract	AT	Region	England
% of FP17s for the same patient ID Re-attending within 3 months - Children	6	157	3.8%	9.9%	11.5%	11.6%
% of FP17s for the same patient ID Re-attending within 3 months - Adults	11	50	22.0%	15.2%	16.5%	15.5%
% of FP17s for the same patient ID Re-attending between 3 & 9 months - Children	95	157	60.5%	48.8%	48.5%	58.8%
% of FP17s for the same patient ID Re-attending between 3 & 9 months - Adults	14	50	28.0%	38.8%	39.1%	51.1%
% of FP17s for Band 1 Urgent Courses	2	193	1.0%	10.1%	10.6%	9.0%
% of FP17s Relating to Free Repair or Replacements	0	193	0.0%	0.6%	0.5%	0.8%
% of FP17s Relating to Continuations	0	193	0.0%	0.8%	0.7%	0.9%
% of Patients satisfied with the dentistry they have received	0	0	N/A	91.6%	90.5%	93.3%
% of Patients satisfied with the time they had to wait for an appointment	0	0	N/A	87.5%	85.1%	88.9%

* This is based on patients treated on this contract for their most recent course of treatment. Figures in italics indicate the base number of FP17s or Patient Questionnaire responses are less than 100. N/A is shown where the base number of responses is less than 10 during the period. % is calculated as Quantity/Base number*100

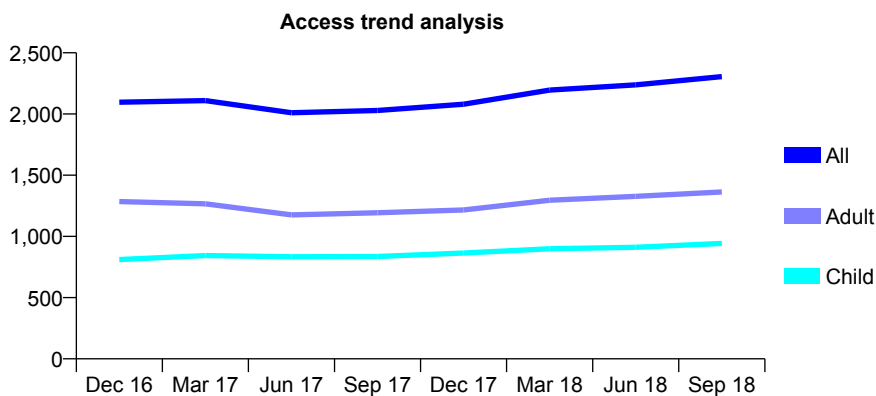
Q63 - Vital Signs At a Glance Contract Report for 921742/0001 - September 2018

Name or company name	MR AA OJETUNDE
Contract type name	GDS Contract
Purpose of contract	General
Contract start date	01/04/2006
Contract end date	

18/19 Contracted general activity (UDA)	11,195
Carry forward general activity (UDA)	0
18/19 Contracted orthodontic activity (UOA)	0
Carry forward orthodontic activity (UOA)	0
Baseline contract value	£299,113.07

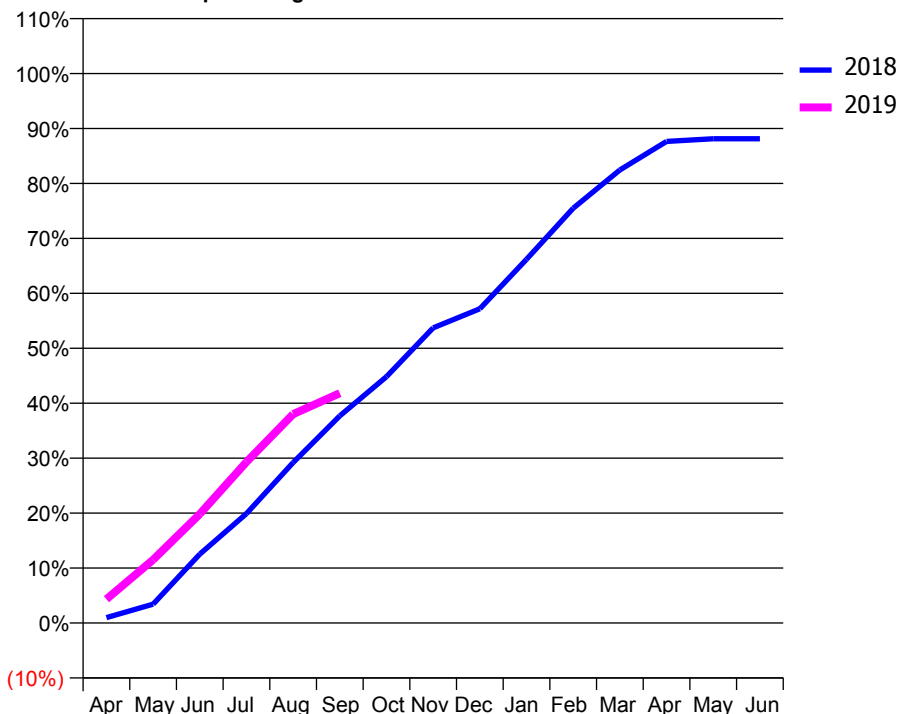
ACCESS*

Patients seen in 24 months	Total	Change since previous quarter
Quarter ending September 2017	2,029	
Quarter ending December 2017	2,080	↑
Quarter ending March 2018	2,195	↑
Quarter ending June 2018	2,238	→
Quarter ending September 2018	2,306	↑
Variance since September 2017	13.7%	↑



ACTIVITY

Cumulative percentage of contracted UDA delivered 2018 & 2019



Adjusted Scheduled Activity (UDA)

Month	2018	2019
April	111	486
May	385	1,290
June	1,403	2,221
July	2,229	3,279
August	3,269	4,256
September	4,220	4,682
October	5,019	
November	6,013	
December	6,401	
January	7,409	
February	8,450	
March	9,229	
April	9,811	
May	9,867	
June	9,867	

QUALITY

	Quantity	Base Number	Contract	AT	Region	England
% of FP17s for the same patient ID Re-attending within 3 months - Children	53	640	8.3%	9.9%	11.5%	11.6%
% of FP17s for the same patient ID Re-attending within 3 months - Adults	96	740	13.0%	15.2%	16.5%	15.5%
% of FP17s for the same patient ID Re-attending between 3 & 9 months - Children	295	640	46.1%	48.8%	48.5%	58.8%
% of FP17s for the same patient ID Re-attending between 3 & 9 months - Adults	221	740	29.9%	38.8%	39.1%	51.1%
% of FP17s for Band 1 Urgent Courses	110	1,241	8.9%	10.1%	10.6%	9.0%
% of FP17s Relating to Free Repair or Replacements	2	1,241	0.2%	0.6%	0.5%	0.8%
% of FP17s Relating to Continuations	18	1,241	1.5%	0.8%	0.7%	0.9%
% of Patients satisfied with the dentistry they have received	1	1	N/A	91.6%	90.5%	93.3%
% of Patients satisfied with the time they had to wait for an appointment	1	1	N/A	87.5%	85.1%	88.9%

* This is based on patients treated on this contract for their most recent course of treatment. Figures in italics indicate the base number of FP17s or Patient Questionnaire responses are less than 100. N/A is shown where the base number of responses is less than 10 during the period. % is calculated as Quantity/Base number*100

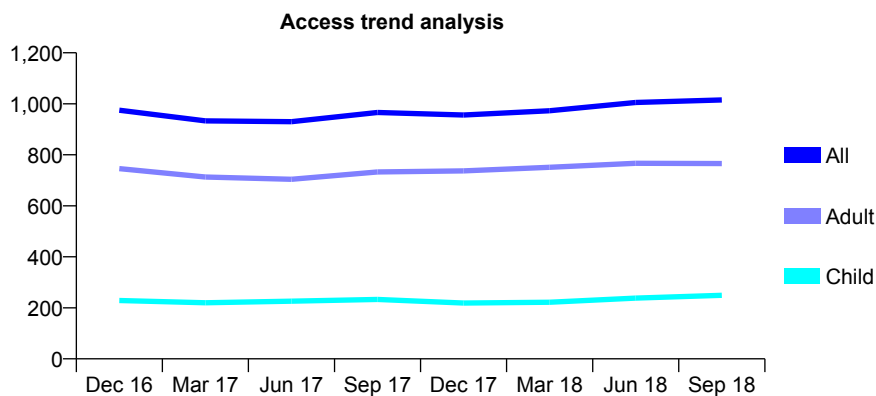
Q63 - Vital Signs At a Glance Contract Report for 921742/0003 - September 2018

Name or company name	MR AA OJETUNDE
Contract type name	GDS Contract
Purpose of contract	General
Contract start date	01/04/2006
Contract end date	

18/19 Contracted general activity (UDA)	4,795
Carry forward general activity (UDA)	0
18/19 Contracted orthodontic activity (UOA)	0
Carry forward orthodontic activity (UOA)	0
Baseline contract value	£137,965.69

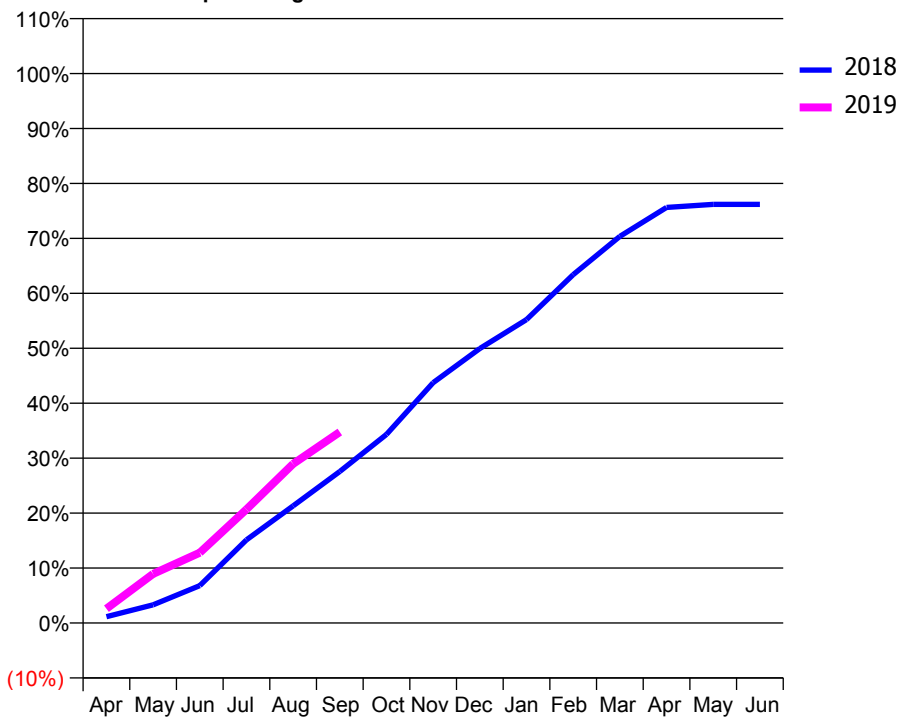
ACCESS*

Patients seen in 24 months	Total	Change since previous quarter
Quarter ending September 2017	966	
Quarter ending December 2017	956	↓
Quarter ending March 2018	973	→
Quarter ending June 2018	1,005	↑
Quarter ending September 2018	1,015	→
Variance since September 2017	5.1%	↑



ACTIVITY

Cumulative percentage of contracted UDA delivered 2018 & 2019



Adjusted Scheduled Activity (UDA)

Month	2018	2019
April	55	125
May	159	429
June	326	614
July	726	992
August	1,022	1,388
September	1,322	1,667
October	1,646	
November	2,097	
December	2,395	
January	2,648	
February	3,040	
March	3,374	
April	3,626	
May	3,653	
June	3,653	

QUALITY

	Quantity	Base Number	Contract	AT	Region	England
% of FP17s for the same patient ID Re-attending within 3 months - Children	12	161	7.5%	9.9%	11.5%	11.6%
% of FP17s for the same patient ID Re-attending within 3 months - Adults	67	415	16.1%	15.2%	16.5%	15.5%
% of FP17s for the same patient ID Re-attending between 3 & 9 months - Children	67	161	41.6%	48.8%	48.5%	58.8%
% of FP17s for the same patient ID Re-attending between 3 & 9 months - Adults	153	415	36.9%	38.8%	39.1%	51.1%
% of FP17s for Band 1 Urgent Courses	46	505	9.1%	10.1%	10.6%	9.0%
% of FP17s Relating to Free Repair or Replacements	4	505	0.8%	0.6%	0.5%	0.8%
% of FP17s Relating to Continuations	3	505	0.6%	0.8%	0.7%	0.9%
% of Patients satisfied with the dentistry they have received	0	0	N/A	91.6%	90.5%	93.3%
% of Patients satisfied with the time they had to wait for an appointment	0	0	N/A	87.5%	85.1%	88.9%

* This is based on patients treated on this contract for their most recent course of treatment. Figures in italics indicate the base number of FP17s or Patient Questionnaire responses are less than 100. N/A is shown where the base number of responses is less than 10 during the period. % is calculated as Quantity/Base number*100

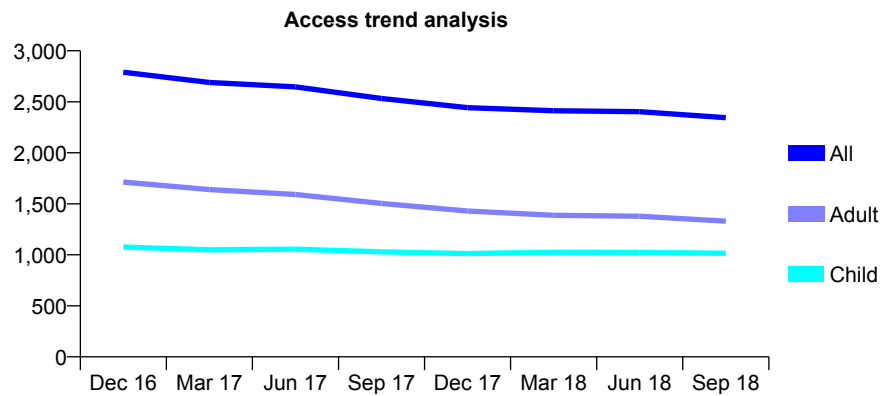
Q63 - Vital Signs At a Glance Contract Report for 929654/0001 - September 2018

Name or company name	MR MR CHOUDHURY
Contract type name	GDS Contract
Purpose of contract	General
Contract start date	01/04/2006
Contract end date	

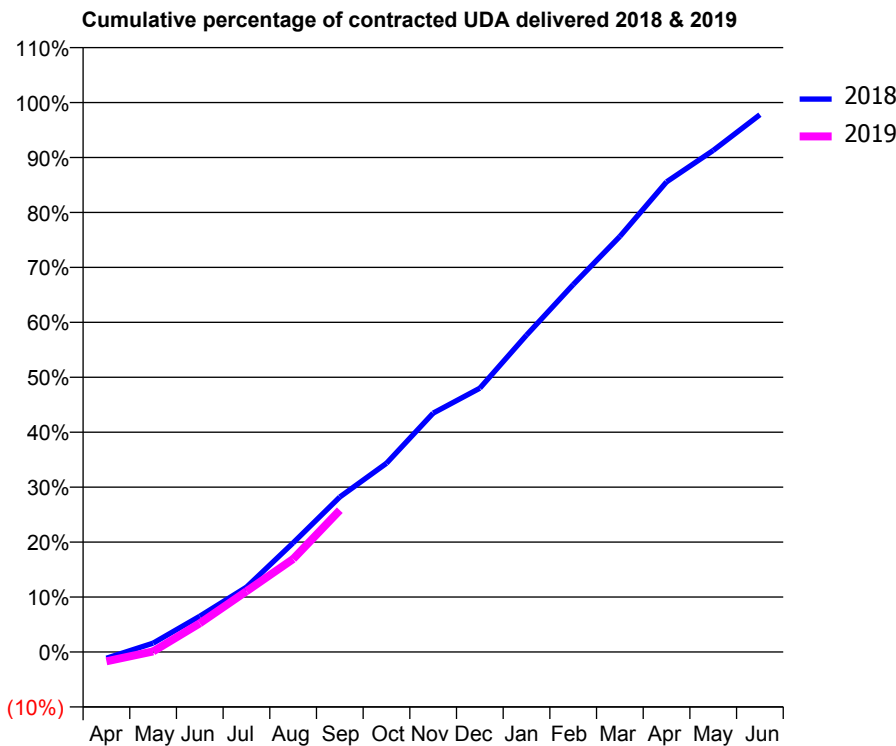
18/19 Contracted general activity (UDA)	6,740
Carry forward general activity (UDA)	150
18/19 Contracted orthodontic activity (UOA)	0
Carry forward orthodontic activity (UOA)	0
Baseline contract value	£198,385.60

ACCESS*

Patients seen in 24 months	Total	Change since previous quarter
Quarter ending September 2017	2,533	
Quarter ending December 2017	2,442	↓
Quarter ending March 2018	2,413	↓
Quarter ending June 2018	2,403	→
Quarter ending September 2018	2,345	↓
Variance since September 2017	(7.4%)	↓



ACTIVITY



Adjusted Scheduled Activity (UDA)		
Month	2018	2019
April	-77	-116
May	108	8
June	439	353
July	795	746
August	1,339	1,141
September	1,902	1,739
October	2,316	
November	2,931	
December	3,236	
January	3,887	
February	4,506	
March	5,098	
April	5,766	
May	6,152	
June	6,590	

QUALITY

	Quantity	Base Number	Contract	AT	Region	England
% of FP17s for the same patient ID Re-attending within 3 months - Children	51	604	8.4%	9.9%	11.5%	11.6%
% of FP17s for the same patient ID Re-attending within 3 months - Adults	126	771	16.3%	15.2%	16.5%	15.5%
% of FP17s for the same patient ID Re-attending between 3 & 9 months - Children	291	604	48.2%	48.8%	48.5%	58.8%
% of FP17s for the same patient ID Re-attending between 3 & 9 months - Adults	310	771	40.2%	38.8%	39.1%	51.1%
% of FP17s for Band 1 Urgent Courses	148	909	16.3%	10.1%	10.6%	9.0%
% of FP17s Relating to Free Repair or Replacements	13	909	1.4%	0.6%	0.5%	0.8%
% of FP17s Relating to Continuations	0	909	0.0%	0.8%	0.7%	0.9%
% of Patients satisfied with the dentistry they have received	4	5	N/A	91.6%	90.5%	93.3%
% of Patients satisfied with the time they had to wait for an appointment	4	5	N/A	87.5%	85.1%	88.9%

* This is based on patients treated on this contract for their most recent course of treatment. Figures in italics indicate the base number of FP17s or Patient Questionnaire responses are less than 100. N/A is shown where the base number of responses is less than 10 during the period. % is calculated as Quantity/Base number*100

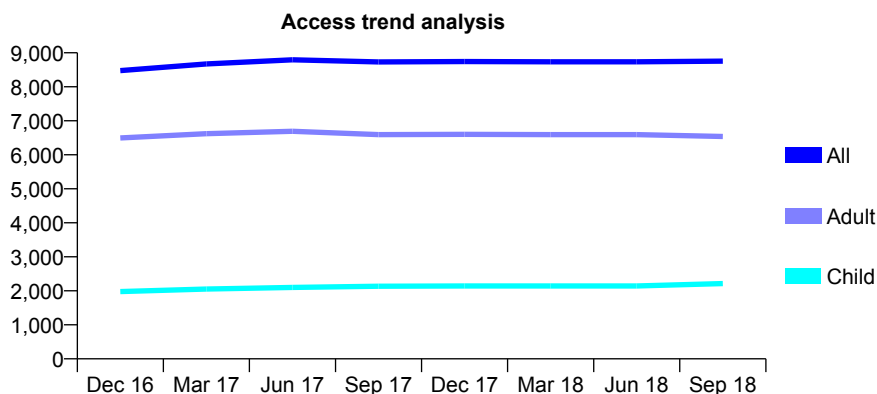
Q63 - Vital Signs At a Glance Contract Report for 931403/0001 - September 2018

Name or company name	MR AK PATEL
Contract type name	GDS Contract
Purpose of contract	General
Contract start date	01/04/2006
Contract end date	

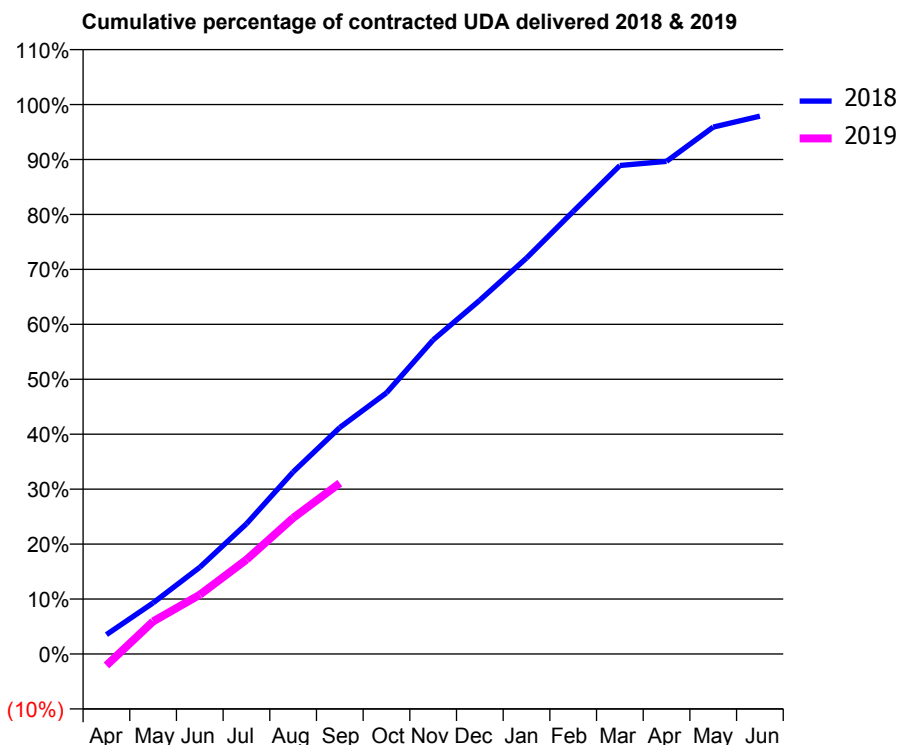
18/19 Contracted general activity (UDA)	21,449
Carry forward general activity (UDA)	452
18/19 Contracted orthodontic activity (UOA)	0
Carry forward orthodontic activity (UOA)	0
Baseline contract value	£693,583.37

ACCESS*

Patients seen in 24 months	Total	Change since previous quarter
Quarter ending September 2017	8,732	
Quarter ending December 2017	8,744	→
Quarter ending March 2018	8,737	→
Quarter ending June 2018	8,735	→
Quarter ending September 2018	8,754	→
Variance since September 2017	0.3%	→



ACTIVITY



Month	Adjusted Scheduled Activity (UDA)	
	2018	2019
April	758	-452
May	1,998	1,274
June	3,387	2,315
July	5,081	3,681
August	7,105	5,312
September	8,840	6,669
October	10,196	
November	12,260	
December	13,811	
January	15,458	
February	17,273	
March	19,068	
April	19,230	
May	20,568	
June	20,997	

QUALITY

	Quantity	Base Number	Contract	AT	Region	England
% of FP17s for the same patient ID Re-attending within 3 months - Children	106	1,277	8.3%	9.9%	11.5%	11.6%
% of FP17s for the same patient ID Re-attending within 3 months - Adults	431	3,097	13.9%	15.2%	16.5%	15.5%
% of FP17s for the same patient ID Re-attending between 3 & 9 months - Children	391	1,277	30.6%	48.8%	48.5%	58.8%
% of FP17s for the same patient ID Re-attending between 3 & 9 months - Adults	842	3,097	27.2%	38.8%	39.1%	51.1%
% of FP17s for Band 1 Urgent Courses	421	3,421	12.3%	10.1%	10.6%	9.0%
% of FP17s Relating to Free Repair or Replacements	47	3,421	1.4%	0.6%	0.5%	0.8%
% of FP17s Relating to Continuations	37	3,421	1.1%	0.8%	0.7%	0.9%
% of Patients satisfied with the dentistry they have received	1	1	N/A	91.6%	90.5%	93.3%
% of Patients satisfied with the time they had to wait for an appointment	1	1	N/A	87.5%	85.1%	88.9%

* This is based on patients treated on this contract for their most recent course of treatment. Figures in italics indicate the base number of FP17s or Patient Questionnaire responses are less than 100. N/A is shown where the base number of responses is less than 10 during the period. % is calculated as Quantity/Base number*100

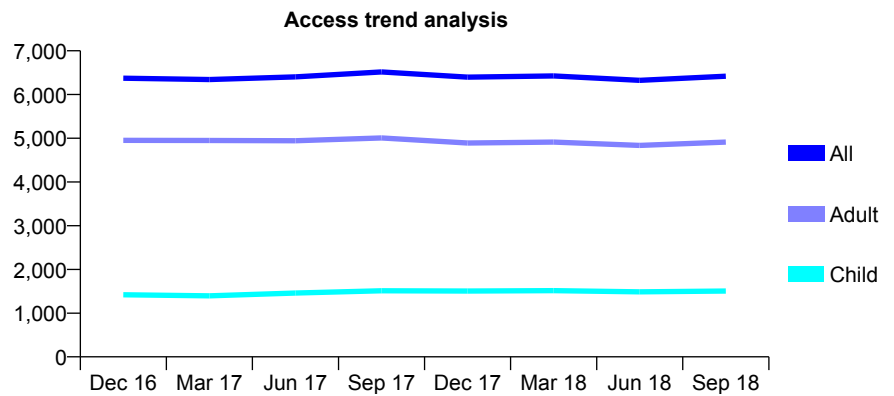
Q63 - Vital Signs At a Glance Contract Report for 932884/0001 - September 2018

Name or company name	MR HS BASSI
Contract type name	GDS Contract
Purpose of contract	General
Contract start date	01/04/2006
Contract end date	

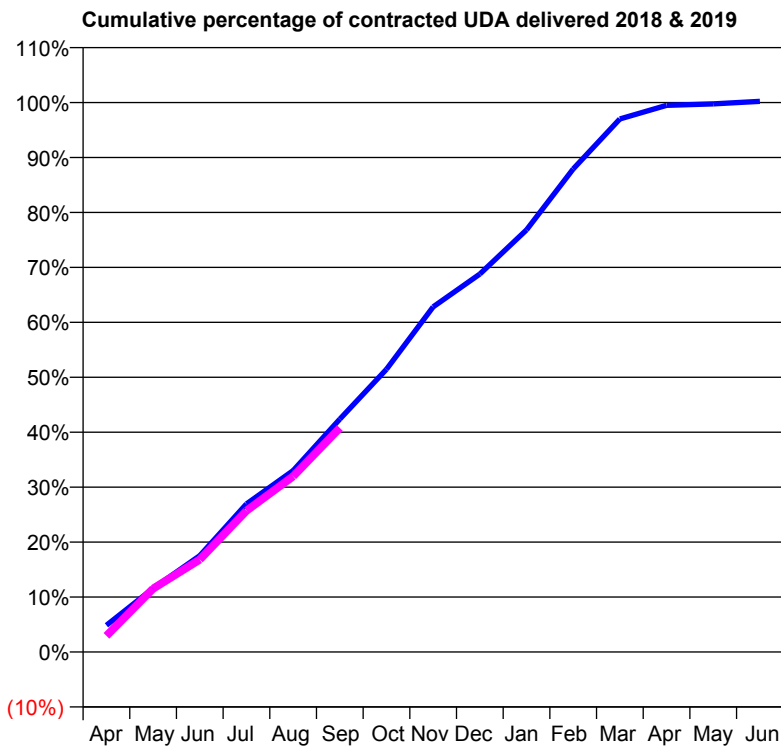
18/19 Contracted general activity (UDA)	16,913
Carry forward general activity (UDA)	-38
18/19 Contracted orthodontic activity (UOA)	0
Carry forward orthodontic activity (UOA)	0
Baseline contract value	£442,236.53

ACCESS*

Patients seen in 24 months	Total	Change since previous quarter
Quarter ending September 2017	6,518	
Quarter ending December 2017	6,397	↓
Quarter ending March 2018	6,426	→
Quarter ending June 2018	6,323	↓
Quarter ending September 2018	6,418	→
Variance since September 2017	(1.5%)	↓



ACTIVITY



Adjusted Scheduled Activity (UDA)		
Month	2018	2019
April	823	500
May	1,960	1,952
June	2,964	2,848
July	4,557	4,350
August	5,582	5,406
September	7,169	6,899
October	8,705	
November	10,625	
December	11,634	
January	12,993	
February	14,868	
March	16,409	
April	16,824	
May	16,873	
June	16,951	

QUALITY

	Quantity	Base Number	Contract	AT	Region	England
% of FP17s for the same patient ID Re-attending within 3 months - Children	23	865	2.7%	9.9%	11.5%	11.6%
% of FP17s for the same patient ID Re-attending within 3 months - Adults	265	2,988	8.9%	15.2%	16.5%	15.5%
% of FP17s for the same patient ID Re-attending between 3 & 9 months - Children	336	865	38.8%	48.8%	48.5%	58.8%
% of FP17s for the same patient ID Re-attending between 3 & 9 months - Adults	1,309	2,988	43.8%	38.8%	39.1%	51.1%
% of FP17s for Band 1 Urgent Courses	216	3,300	6.5%	10.1%	10.6%	9.0%
% of FP17s Relating to Free Repair or Replacements	25	3,300	0.8%	0.6%	0.5%	0.8%
% of FP17s Relating to Continuations	7	3,300	0.2%	0.8%	0.7%	0.9%
% of Patients satisfied with the dentistry they have received	2	2	N/A	91.6%	90.5%	93.3%
% of Patients satisfied with the time they had to wait for an appointment	2	2	N/A	87.5%	85.1%	88.9%

* This is based on patients treated on this contract for their most recent course of treatment. Figures in italics indicate the base number of FP17s or Patient Questionnaire responses are less than 100. N/A is shown where the base number of responses is less than 10 during the period. % is calculated as Quantity/Base number*100

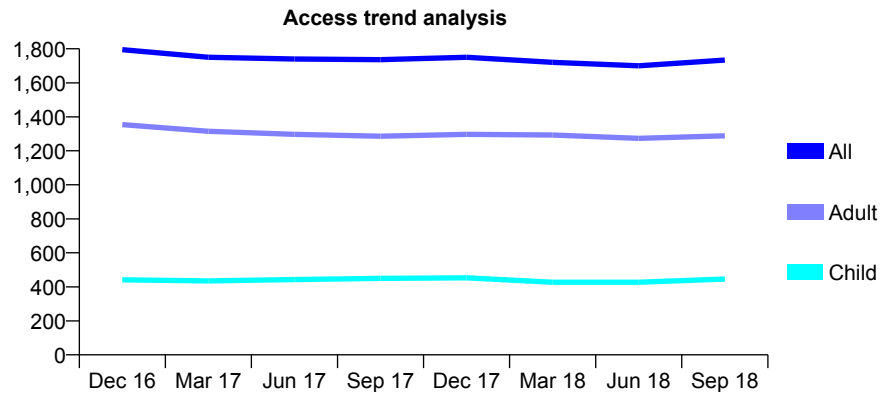
Q63 - Vital Signs At a Glance Contract Report for 933074/0001 - September 2018

Name or company name	MR M MAZAHERI
Contract type name	GDS Contract
Purpose of contract	General
Contract start date	01/04/2006
Contract end date	

18/19 Contracted general activity (UDA)	10,543
Carry forward general activity (UDA)	35
18/19 Contracted orthodontic activity (UOA)	0
Carry forward orthodontic activity (UOA)	0
Baseline contract value	£337,108.28

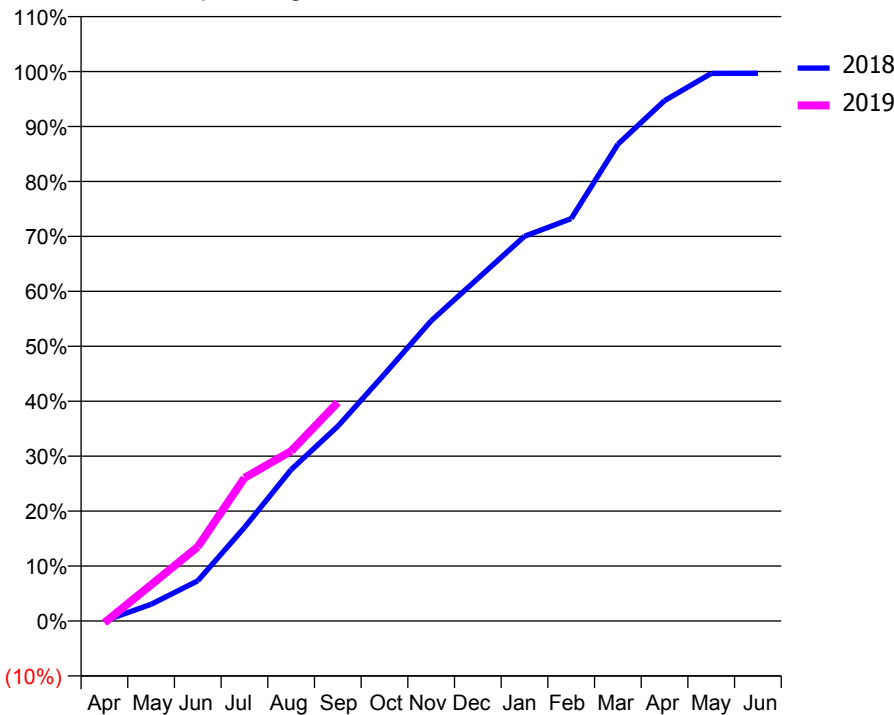
ACCESS*

Patients seen in 24 months	Total	Change since previous quarter
Quarter ending September 2017	1,736	
Quarter ending December 2017	1,750	→
Quarter ending March 2018	1,720	↓
Quarter ending June 2018	1,700	↓
Quarter ending September 2018	1,734	↑
Variance since September 2017	(0.1%)	→



ACTIVITY

Cumulative percentage of contracted UDA delivered 2018 & 2019



Month	Adjusted Scheduled Activity (UDA)	
	2018	2019
April	5	-35
May	321	694
June	771	1,423
July	1,794	2,746
August	2,906	3,261
September	3,737	4,195
October	4,737	
November	5,760	
December	6,571	
January	7,382	
February	7,719	
March	9,148	
April	9,984	
May	10,507	
June	10,508	

QUALITY

	Quantity	Base Number	Contract	AT	Region	England
% of FP17s for the same patient ID Re-attending within 3 months - Children	24	286	8.4%	9.9%	11.5%	11.6%
% of FP17s for the same patient ID Re-attending within 3 months - Adults	84	630	13.3%	15.2%	16.5%	15.5%
% of FP17s for the same patient ID Re-attending between 3 & 9 months - Children	128	286	44.8%	48.8%	48.5%	58.8%
% of FP17s for the same patient ID Re-attending between 3 & 9 months - Adults	216	630	34.3%	38.8%	39.1%	51.1%
% of FP17s for Band 1 Urgent Courses	16	731	2.2%	10.1%	10.6%	9.0%
% of FP17s Relating to Free Repair or Replacements	2	731	0.3%	0.6%	0.5%	0.8%
% of FP17s Relating to Continuations	14	731	1.9%	0.8%	0.7%	0.9%
% of Patients satisfied with the dentistry they have received	2	2	N/A	91.6%	90.5%	93.3%
% of Patients satisfied with the time they had to wait for an appointment	2	2	N/A	87.5%	85.1%	88.9%

* This is based on patients treated on this contract for their most recent course of treatment. Figures in italics indicate the base number of FP17s or Patient Questionnaire responses are less than 100. N/A is shown where the base number of responses is less than 10 during the period. % is calculated as Quantity/Base number*100

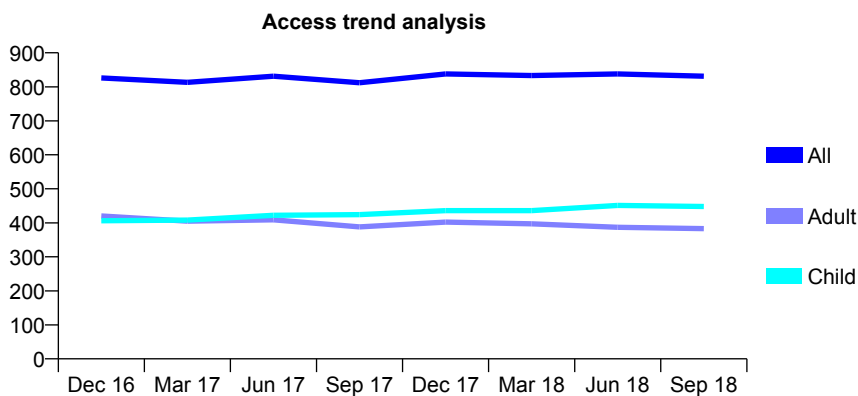
Q63 - Vital Signs At a Glance Contract Report for 933422/0001 - September 2018

Name or company name	MR A SOMASUNDARARAJAH
Contract type name	GDS Contract
Purpose of contract	General
Contract start date	01/04/2006
Contract end date	

18/19 Contracted general activity (UDA)	3,377
Carry forward general activity (UDA)	0
18/19 Contracted orthodontic activity (UOA)	0
Carry forward orthodontic activity (UOA)	0
Baseline contract value	£98,104.55

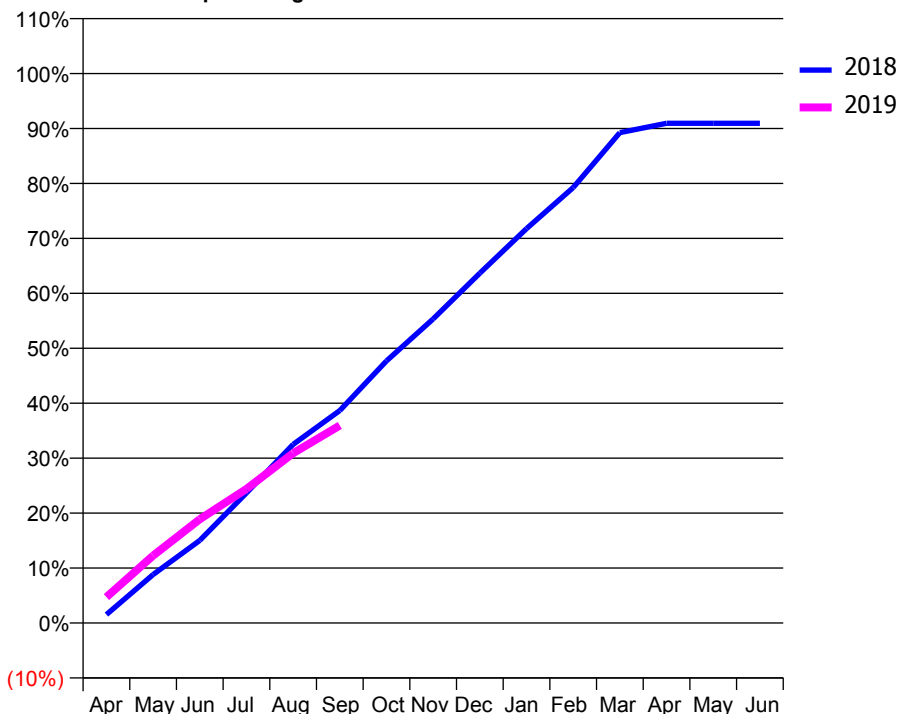
ACCESS*

Patients seen in 24 months	Total	Change since previous quarter
Quarter ending September 2017	812	
Quarter ending December 2017	838	↑
Quarter ending March 2018	833	→
Quarter ending June 2018	838	→
Quarter ending September 2018	831	→
Variance since September 2017	2.3%	↑



ACTIVITY

Cumulative percentage of contracted UDA delivered 2018 & 2019



Month	Adjusted Scheduled Activity (UDA)	
	2018	2019
April	52	159
May	298	414
June	508	638
July	799	824
August	1,097	1,044
September	1,306	1,214
October	1,610	
November	1,869	
December	2,150	
January	2,424	
February	2,676	
March	3,014	
April	3,071	
May	3,071	
June	3,071	

QUALITY

	Quantity	Base Number	Contract	AT	Region	England
% of FP17s for the same patient ID Re-attending within 3 months - Children	18	293	6.1%	9.9%	11.5%	11.6%
% of FP17s for the same patient ID Re-attending within 3 months - Adults	32	191	16.8%	15.2%	16.5%	15.5%
% of FP17s for the same patient ID Re-attending between 3 & 9 months - Children	134	293	45.7%	48.8%	48.5%	58.8%
% of FP17s for the same patient ID Re-attending between 3 & 9 months - Adults	79	191	41.4%	38.8%	39.1%	51.1%
% of FP17s for Band 1 Urgent Courses	21	467	4.5%	10.1%	10.6%	9.0%
% of FP17s Relating to Free Repair or Replacements	0	467	0.0%	0.6%	0.5%	0.8%
% of FP17s Relating to Continuations	9	467	1.9%	0.8%	0.7%	0.9%
% of Patients satisfied with the dentistry they have received	0	0	N/A	91.6%	90.5%	93.3%
% of Patients satisfied with the time they had to wait for an appointment	0	0	N/A	87.5%	85.1%	88.9%

* This is based on patients treated on this contract for their most recent course of treatment. Figures in italics indicate the base number of FP17s or Patient Questionnaire responses are less than 100. N/A is shown where the base number of responses is less than 10 during the period. % is calculated as Quantity/Base number*100

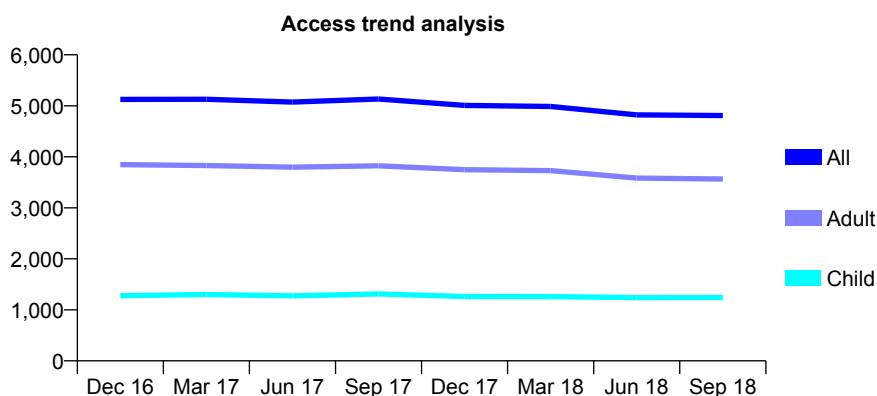
Q63 - Vital Signs At a Glance Contract Report for 936812/0001 - September 2018

Name or company name	MS M AZARI
Contract type name	GDS Contract
Purpose of contract	General
Contract start date	01/11/2014
Contract end date	

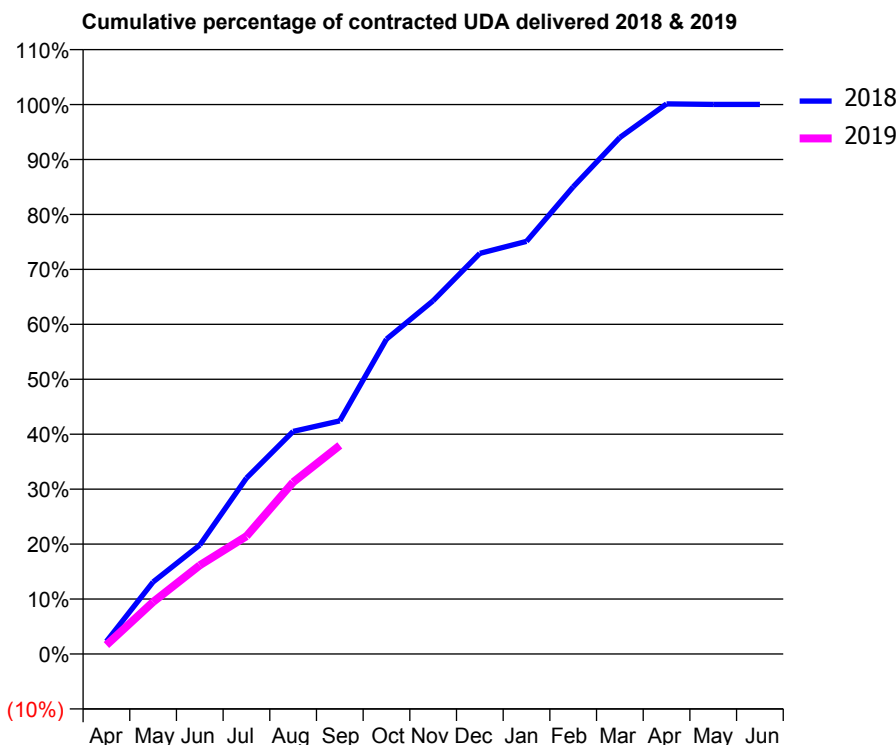
18/19 Contracted general activity (UDA)	17,648
Carry forward general activity (UDA)	-14
18/19 Contracted orthodontic activity (UOA)	0
Carry forward orthodontic activity (UOA)	0
Baseline contract value	£661,000.38

ACCESS*

Patients seen in 24 months	Total	Change since previous quarter
Quarter ending September 2017	5,133	
Quarter ending December 2017	5,008	↓
Quarter ending March 2018	4,988	→
Quarter ending June 2018	4,823	↓
Quarter ending September 2018	4,808	→
Variance since September 2017	(6.3%)	↓



ACTIVITY



Month	Adjusted Scheduled Activity (UDA)	
	2018	2019
April	404	290
May	2,316	1,673
June	3,502	2,852
July	5,650	3,785
August	7,151	5,517
September	7,490	6,699
October	10,115	
November	11,346	
December	12,867	
January	13,252	
February	15,005	
March	16,589	
April	17,667	
May	17,651	
June	17,650	

QUALITY

	Quantity	Base Number	Contract	AT	Region	England
% of FP17s for the same patient ID Re-attending within 3 months - Children	36	662	5.4%	9.9%	11.5%	11.6%
% of FP17s for the same patient ID Re-attending within 3 months - Adults	200	1,671	12.0%	15.2%	16.5%	15.5%
% of FP17s for the same patient ID Re-attending between 3 & 9 months - Children	309	662	46.7%	48.8%	48.5%	58.8%
% of FP17s for the same patient ID Re-attending between 3 & 9 months - Adults	678	1,671	40.6%	38.8%	39.1%	51.1%
% of FP17s for Band 1 Urgent Courses	210	2,055	10.2%	10.1%	10.6%	9.0%
% of FP17s Relating to Free Repair or Replacements	4	2,055	0.2%	0.6%	0.5%	0.8%
% of FP17s Relating to Continuations	6	2,055	0.3%	0.8%	0.7%	0.9%
% of Patients satisfied with the dentistry they have received	1	1	N/A	91.6%	90.5%	93.3%
% of Patients satisfied with the time they had to wait for an appointment	1	1	N/A	87.5%	85.1%	88.9%

* This is based on patients treated on this contract for their most recent course of treatment. Figures in italics indicate the base number of FP17s or Patient Questionnaire responses are less than 100. N/A is shown where the base number of responses is less than 10 during the period. % is calculated as Quantity/Base number*100

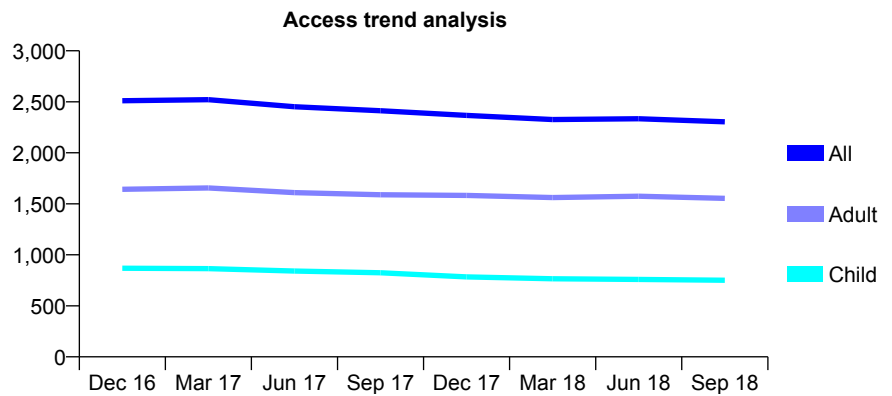
Q63 - Vital Signs At a Glance Contract Report for 941409/0002 - September 2018

Name or company name	MISS R ILATY
Contract type name	GDS Contract
Purpose of contract	General
Contract start date	30/06/2008
Contract end date	

18/19 Contracted general activity (UDA)	8,400
Carry forward general activity (UDA)	0
18/19 Contracted orthodontic activity (UOA)	0
Carry forward orthodontic activity (UOA)	0
Baseline contract value	£193,343.01

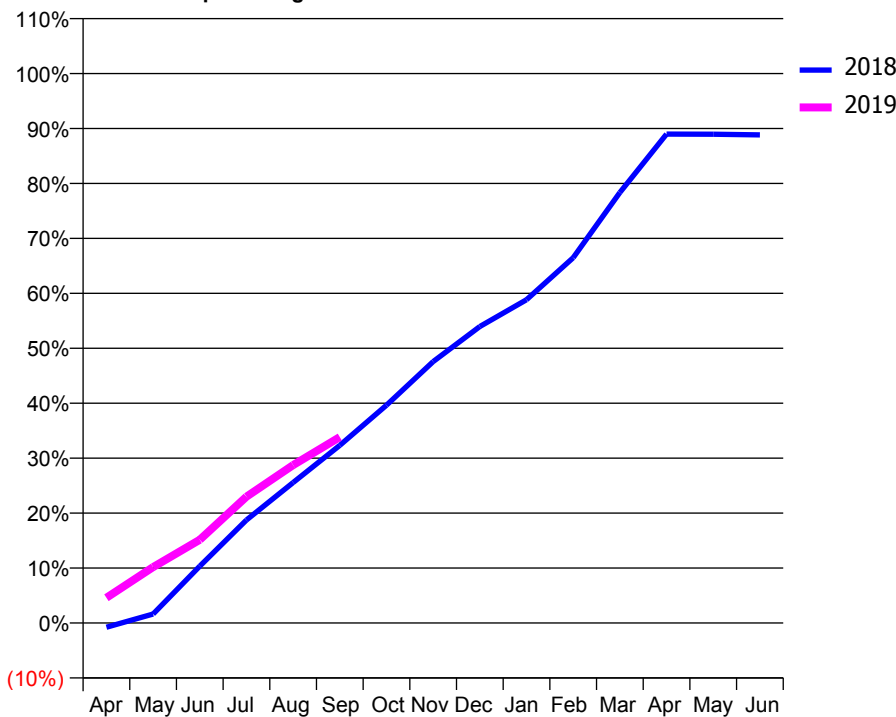
ACCESS*

Patients seen in 24 months	Total	Change since previous quarter
Quarter ending September 2017	2,413	
Quarter ending December 2017	2,367	↓
Quarter ending March 2018	2,326	↓
Quarter ending June 2018	2,334	→
Quarter ending September 2018	2,304	↓
Variance since September 2017	(4.5%)	↓



ACTIVITY

Cumulative percentage of contracted UDA delivered 2018 & 2019



Month	Adjusted Scheduled Activity (UDA)	
	2018	2019
April	-67	387
May	138	854
June	870	1,272
July	1,576	1,931
August	2,147	2,415
September	2,716	2,843
October	3,329	
November	3,997	
December	4,533	
January	4,942	
February	5,584	
March	6,581	
April	7,474	
May	7,473	
June	7,461	

QUALITY

	Quantity	Base Number	Contract	AT	Region	England
% of FP17s for the same patient ID Re-attending within 3 months - Children	52	580	9.0%	9.9%	11.5%	11.6%
% of FP17s for the same patient ID Re-attending within 3 months - Adults	124	933	13.3%	15.2%	16.5%	15.5%
% of FP17s for the same patient ID Re-attending between 3 & 9 months - Children	342	580	59.0%	48.8%	48.5%	58.8%
% of FP17s for the same patient ID Re-attending between 3 & 9 months - Adults	476	933	51.0%	38.8%	39.1%	51.1%
% of FP17s for Band 1 Urgent Courses	70	1,252	5.6%	10.1%	10.6%	9.0%
% of FP17s Relating to Free Repair or Replacements	10	1,252	0.8%	0.6%	0.5%	0.8%
% of FP17s Relating to Continuations	0	1,252	0.0%	0.8%	0.7%	0.9%
% of Patients satisfied with the dentistry they have received	1	1	N/A	91.6%	90.5%	93.3%
% of Patients satisfied with the time they had to wait for an appointment	1	1	N/A	87.5%	85.1%	88.9%

* This is based on patients treated on this contract for their most recent course of treatment. Figures in italics indicate the base number of FP17s or Patient Questionnaire responses are less than 100. N/A is shown where the base number of responses is less than 10 during the period. % is calculated as Quantity/Base number*100

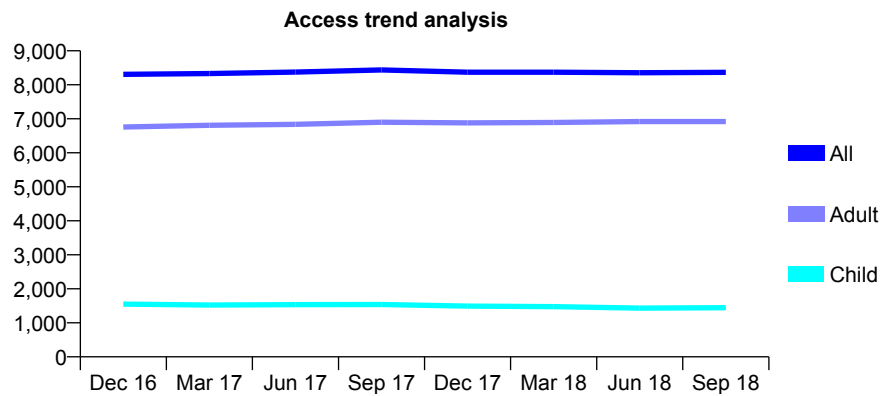
Q63 - Vital Signs At a Glance Contract Report for 943622/0001 - September 2018

Name or company name	MR H TORKZABAN
Contract type name	GDS Contract
Purpose of contract	General
Contract start date	01/04/2006
Contract end date	

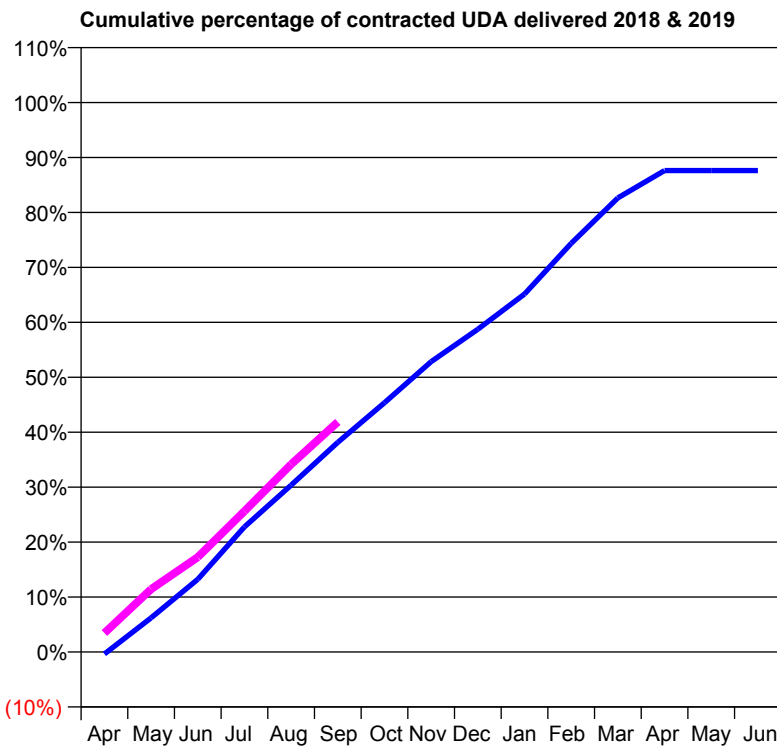
18/19 Contracted general activity (UDA)	29,538
Carry forward general activity (UDA)	0
18/19 Contracted orthodontic activity (UOA)	0
Carry forward orthodontic activity (UOA)	0
Baseline contract value	£905,593.48

ACCESS*

Patients seen in 24 months	Total	Change since previous quarter
Quarter ending September 2017	8,439	
Quarter ending December 2017	8,371	→
Quarter ending March 2018	8,369	→
Quarter ending June 2018	8,353	→
Quarter ending September 2018	8,366	→
Variance since September 2017	(0.9%)	→



ACTIVITY



Month	Adjusted Scheduled Activity (UDA)	
	2018	2019
April	-108	1,021
May	1,838	3,377
June	3,912	5,098
July	6,730	7,571
August	8,971	10,090
September	11,271	12,365
October	13,399	
November	15,609	
December	17,348	
January	19,241	
February	21,967	
March	24,408	
April	25,881	
May	25,881	
June	25,881	

QUALITY

	Quantity	Base Number	Contract	AT	Region	England
% of FP17s for the same patient ID Re-attending within 3 months - Children	40	811	4.9%	9.9%	11.5%	11.6%
% of FP17s for the same patient ID Re-attending within 3 months - Adults	286	3,131	9.1%	15.2%	16.5%	15.5%
% of FP17s for the same patient ID Re-attending between 3 & 9 months - Children	323	811	39.8%	48.8%	48.5%	58.8%
% of FP17s for the same patient ID Re-attending between 3 & 9 months - Adults	798	3,131	25.5%	38.8%	39.1%	51.1%
% of FP17s for Band 1 Urgent Courses	327	3,662	8.9%	10.1%	10.6%	9.0%
% of FP17s Relating to Free Repair or Replacements	12	3,662	0.3%	0.6%	0.5%	0.8%
% of FP17s Relating to Continuations	14	3,662	0.4%	0.8%	0.7%	0.9%
% of Patients satisfied with the dentistry they have received	3	3	N/A	91.6%	90.5%	93.3%
% of Patients satisfied with the time they had to wait for an appointment	3	3	N/A	87.5%	85.1%	88.9%

* This is based on patients treated on this contract for their most recent course of treatment. Figures in italics indicate the base number of FP17s or Patient Questionnaire responses are less than 100. N/A is shown where the base number of responses is less than 10 during the period. % is calculated as Quantity/Base number*100

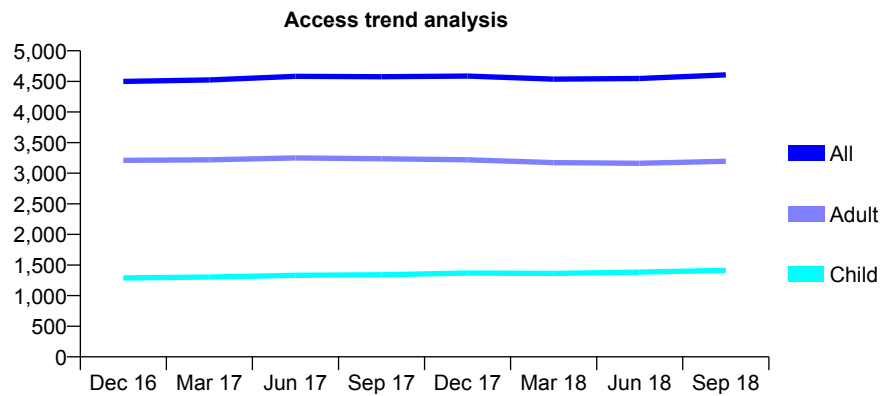
Q63 - Vital Signs At a Glance Contract Report for 943746/0001 - September 2018

Name or company name	Perfect Smile Earlsfield Partnersership
Contract type name	GDS Contract
Purpose of contract	General
Contract start date	01/04/2006
Contract end date	

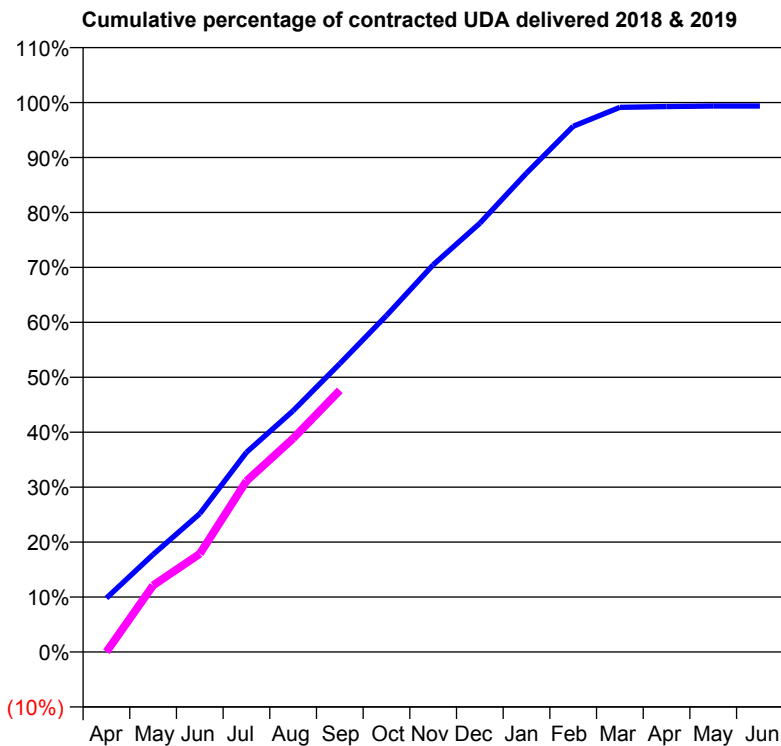
18/19 Contracted general activity (UDA)	8,866
Carry forward general activity (UDA)	56
18/19 Contracted orthodontic activity (UOA)	0
Carry forward orthodontic activity (UOA)	0
Baseline contract value	£259,434.69

ACCESS*

Patients seen in 24 months	Total	Change since previous quarter
Quarter ending September 2017	4,576	
Quarter ending December 2017	4,587	→
Quarter ending March 2018	4,536	↓
Quarter ending June 2018	4,548	→
Quarter ending September 2018	4,607	→
Variance since September 2017	0.7%	→



ACTIVITY



Month	Adjusted Scheduled Activity (UDA)	
	2018	2019
April	870	3
May	1,575	1,074
June	2,231	1,585
July	3,223	2,760
August	3,893	3,445
September	4,653	4,223
October	5,430	
November	6,247	
December	6,919	
January	7,727	
February	8,483	
March	8,787	
April	8,802	
May	8,810	
June	8,810	

QUALITY

	Quantity	Base Number	Contract	AT	Region	England
% of FP17s for the same patient ID Re-attending within 3 months - Children	49	941	5.2%	9.9%	11.5%	11.6%
% of FP17s for the same patient ID Re-attending within 3 months - Adults	207	1,599	12.9%	15.2%	16.5%	15.5%
% of FP17s for the same patient ID Re-attending between 3 & 9 months - Children	470	941	49.9%	48.8%	48.5%	58.8%
% of FP17s for the same patient ID Re-attending between 3 & 9 months - Adults	449	1,599	28.1%	38.8%	39.1%	51.1%
% of FP17s for Band 1 Urgent Courses	169	2,010	8.4%	10.1%	10.6%	9.0%
% of FP17s Relating to Free Repair or Replacements	12	2,010	0.6%	0.6%	0.5%	0.8%
% of FP17s Relating to Continuations	30	2,010	1.5%	0.8%	0.7%	0.9%
% of Patients satisfied with the dentistry they have received	0	0	N/A	91.6%	90.5%	93.3%
% of Patients satisfied with the time they had to wait for an appointment	0	0	N/A	87.5%	85.1%	88.9%

* This is based on patients treated on this contract for their most recent course of treatment. Figures in italics indicate the base number of FP17s or Patient Questionnaire responses are less than 100. N/A is shown where the base number of responses is less than 10 during the period. % is calculated as Quantity/Base number*100

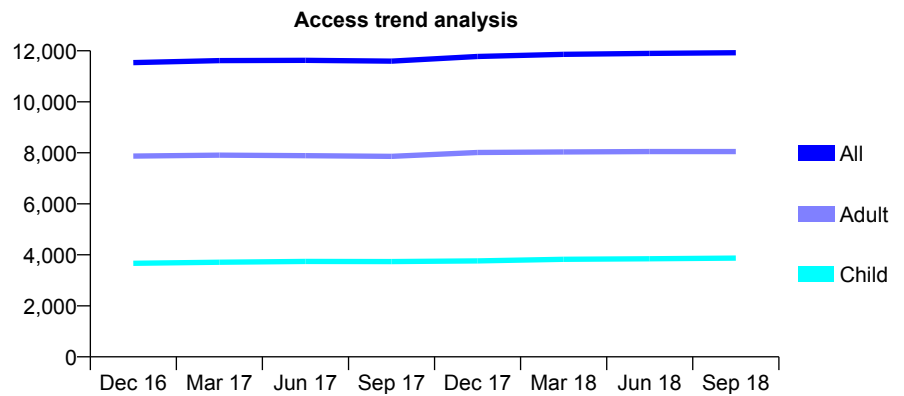
Q63 - Vital Signs At a Glance Contract Report for 943967/0001 - September 2018

Name or company name	MR JL UBEROI
Contract type name	GDS Contract
Purpose of contract	General
Contract start date	18/12/2009
Contract end date	

18/19 Contracted general activity (UDA)	32,120
Carry forward general activity (UDA)	800
18/19 Contracted orthodontic activity (UOA)	0
Carry forward orthodontic activity (UOA)	0
Baseline contract value	£766,919.39

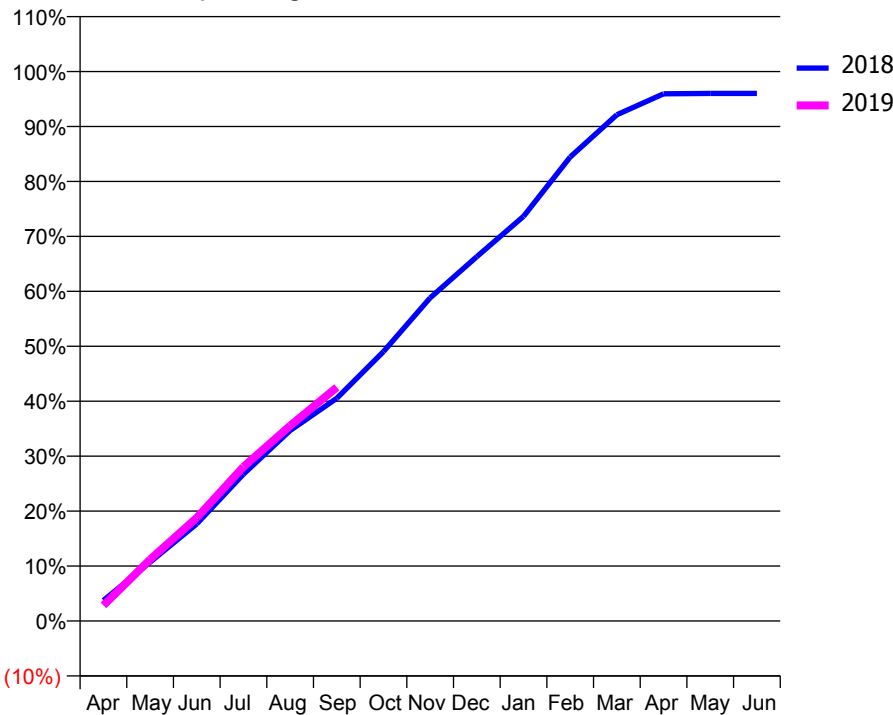
ACCESS*

Patients seen in 24 months	Total	Change since previous quarter
Quarter ending September 2017	11,595	
Quarter ending December 2017	11,778	→
Quarter ending March 2018	11,859	→
Quarter ending June 2018	11,896	→
Quarter ending September 2018	11,923	→
Variance since September 2017	2.8%	↑



ACTIVITY

Cumulative percentage of contracted UDA delivered 2018 & 2019



Month	Adjusted Scheduled Activity (UDA)	
	2018	2019
April	1,205	914
May	3,438	3,594
June	5,682	6,037
July	8,586	9,018
August	11,132	11,417
September	13,019	13,661
October	15,747	
November	18,888	
December	21,300	
January	23,652	
February	27,120	
March	29,594	
April	30,814	
May	30,841	
June	30,841	

QUALITY

	Quantity	Base Number	Contract	AT	Region	England
% of FP17s for the same patient ID Re-attending within 3 months - Children	391	2,592	15.1%	9.9%	11.5%	11.6%
% of FP17s for the same patient ID Re-attending within 3 months - Adults	758	4,368	17.4%	15.2%	16.5%	15.5%
% of FP17s for the same patient ID Re-attending between 3 & 9 months - Children	1,083	2,592	41.8%	48.8%	48.5%	58.8%
% of FP17s for the same patient ID Re-attending between 3 & 9 months - Adults	1,438	4,368	32.9%	38.8%	39.1%	51.1%
% of FP17s for Band 1 Urgent Courses	953	6,443	14.8%	10.1%	10.6%	9.0%
% of FP17s Relating to Free Repair or Replacements	98	6,443	1.5%	0.6%	0.5%	0.8%
% of FP17s Relating to Continuations	125	6,443	1.9%	0.8%	0.7%	0.9%
% of Patients satisfied with the dentistry they have received	6	6	N/A	91.6%	90.5%	93.3%
% of Patients satisfied with the time they had to wait for an appointment	6	6	N/A	87.5%	85.1%	88.9%

* This is based on patients treated on this contract for their most recent course of treatment. Figures in italics indicate the base number of FP17s or Patient Questionnaire responses are less than 100. N/A is shown where the base number of responses is less than 10 during the period. % is calculated as Quantity/Base number*100

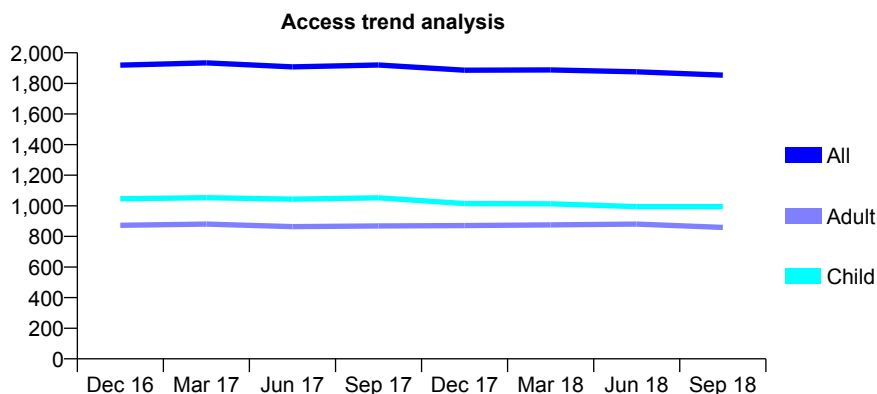
Q63 - Vital Signs At a Glance Contract Report for 952982/0005 - September 2018

Name or company name	MR PC COLEY
Contract type name	GDS Contract
Purpose of contract	General
Contract start date	02/04/2013
Contract end date	

18/19 Contracted general activity (UDA)	4,762
Carry forward general activity (UDA)	0
18/19 Contracted orthodontic activity (UOA)	0
Carry forward orthodontic activity (UOA)	0
Baseline contract value	£109,554.25

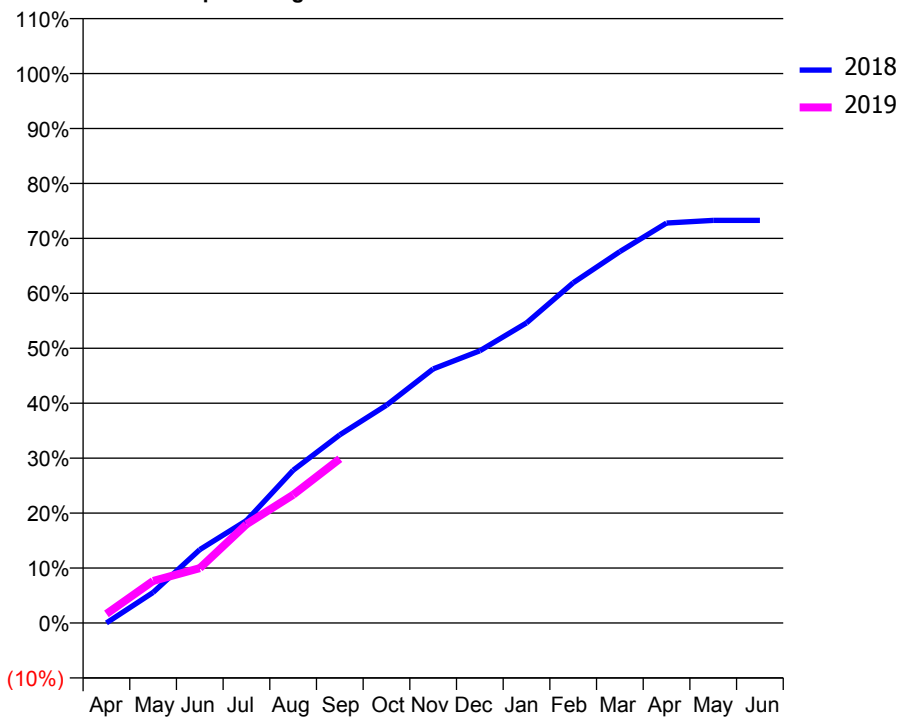
ACCESS*

Patients seen in 24 months	Total	Change since previous quarter
Quarter ending September 2017	1,920	
Quarter ending December 2017	1,886	↓
Quarter ending March 2018	1,888	→
Quarter ending June 2018	1,876	→
Quarter ending September 2018	1,854	↓
Variance since September 2017	(3.4%)	↓



ACTIVITY

Cumulative percentage of contracted UDA delivered 2018 & 2019



Adjusted Scheduled Activity (UDA)

Month	2018	2019
April	0	79
May	265	364
June	636	475
July	888	856
August	1,324	1,111
September	1,631	1,423
October	1,888	
November	2,202	
December	2,360	
January	2,600	
February	2,948	
March	3,219	
April	3,467	
May	3,489	
June	3,489	

QUALITY

	Quantity	Base Number	Contract	AT	Region	England
% of FP17s for the same patient ID Re-attending within 3 months - Children	61	781	7.8%	9.9%	11.5%	11.6%
% of FP17s for the same patient ID Re-attending within 3 months - Adults	48	480	10.0%	15.2%	16.5%	15.5%
% of FP17s for the same patient ID Re-attending between 3 & 9 months - Children	489	781	62.6%	48.8%	48.5%	58.8%
% of FP17s for the same patient ID Re-attending between 3 & 9 months - Adults	293	480	61.0%	38.8%	39.1%	51.1%
% of FP17s for Band 1 Urgent Courses	30	1,071	2.8%	10.1%	10.6%	9.0%
% of FP17s Relating to Free Repair or Replacements	1	1,071	0.1%	0.6%	0.5%	0.8%
% of FP17s Relating to Continuations	2	1,071	0.2%	0.8%	0.7%	0.9%
% of Patients satisfied with the dentistry they have received	0	0	N/A	91.6%	90.5%	93.3%
% of Patients satisfied with the time they had to wait for an appointment	0	0	N/A	87.5%	85.1%	88.9%

* This is based on patients treated on this contract for their most recent course of treatment. Figures in italics indicate the base number of FP17s or Patient Questionnaire responses are less than 100. N/A is shown where the base number of responses is less than 10 during the period. % is calculated as Quantity/Base number*100

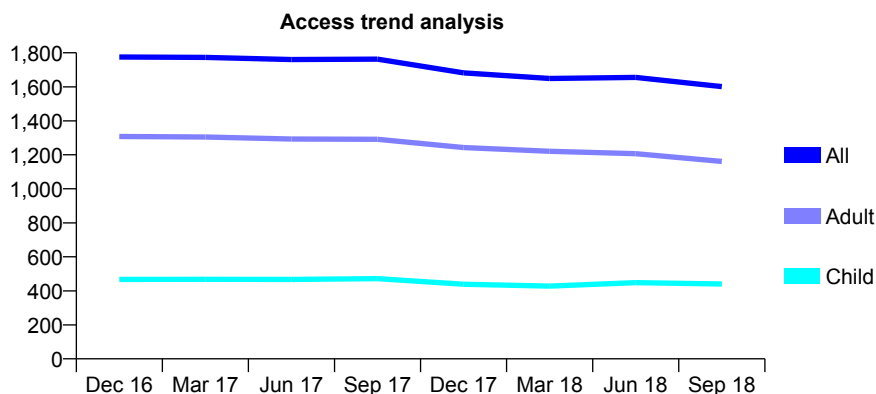
Q63 - Vital Signs At a Glance Contract Report for 990418/0001 - September 2018

Name or company name	MR D SHAH
Contract type name	GDS Contract
Purpose of contract	General
Contract start date	01/04/2006
Contract end date	

18/19 Contracted general activity (UDA)	9,011
Carry forward general activity (UDA)	-180
18/19 Contracted orthodontic activity (UOA)	0
Carry forward orthodontic activity (UOA)	0
Baseline contract value	£298,441.44

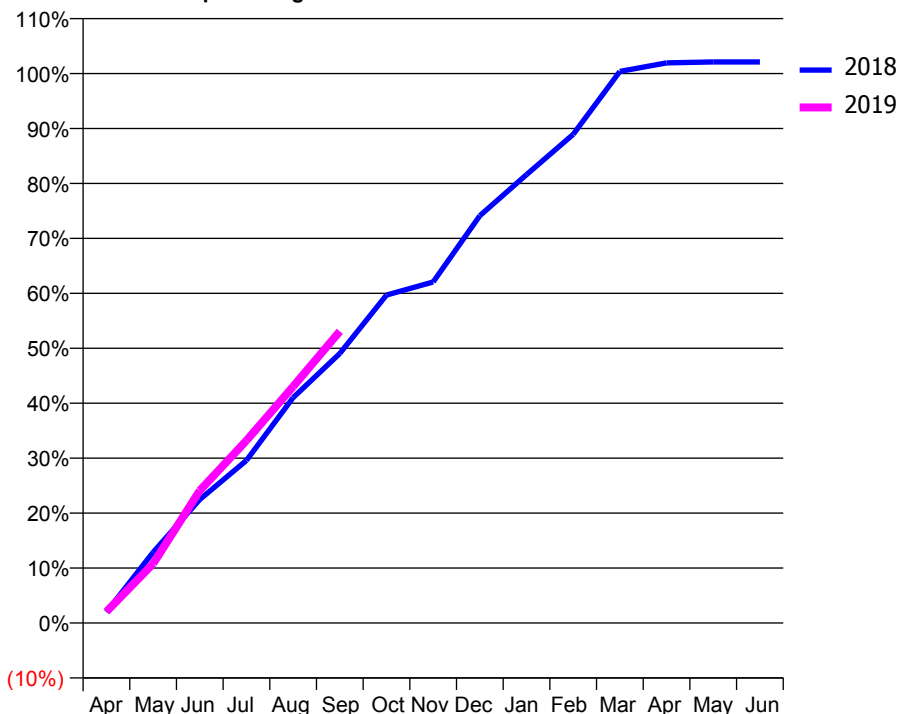
ACCESS*

Patients seen in 24 months	Total	Change since previous quarter
Quarter ending September 2017	1,763	
Quarter ending December 2017	1,682	↓
Quarter ending March 2018	1,649	↓
Quarter ending June 2018	1,655	→
Quarter ending September 2018	1,601	↓
Variance since September 2017	(9.2%)	↓



ACTIVITY

Cumulative percentage of contracted UDA delivered 2018 & 2019



Adjusted Scheduled Activity (UDA)

Month	2018	2019
April	180	186
May	1,161	973
June	2,026	2,172
July	2,667	2,993
August	3,697	3,879
September	4,421	4,784
October	5,377	
November	5,591	
December	6,679	
January	7,353	
February	8,014	
March	9,044	
April	9,184	
May	9,200	
June	9,200	

QUALITY

	Quantity	Base Number	Contract	AT	Region	England
% of FP17s for the same patient ID Re-attending within 3 months - Children	23	258	8.9%	9.9%	11.5%	11.6%
% of FP17s for the same patient ID Re-attending within 3 months - Adults	78	587	13.3%	15.2%	16.5%	15.5%
% of FP17s for the same patient ID Re-attending between 3 & 9 months - Children	61	258	23.6%	48.8%	48.5%	58.8%
% of FP17s for the same patient ID Re-attending between 3 & 9 months - Adults	163	587	27.8%	38.8%	39.1%	51.1%
% of FP17s for Band 1 Urgent Courses	4	819	0.5%	10.1%	10.6%	9.0%
% of FP17s Relating to Free Repair or Replacements	0	819	0.0%	0.6%	0.5%	0.8%
% of FP17s Relating to Continuations	0	819	0.0%	0.8%	0.7%	0.9%
% of Patients satisfied with the dentistry they have received	2	2	N/A	91.6%	90.5%	93.3%
% of Patients satisfied with the time they had to wait for an appointment	2	2	N/A	87.5%	85.1%	88.9%

* This is based on patients treated on this contract for their most recent course of treatment. Figures in italics indicate the base number of FP17s or Patient Questionnaire responses are less than 100. N/A is shown where the base number of responses is less than 10 during the period. % is calculated as Quantity/Base number*100

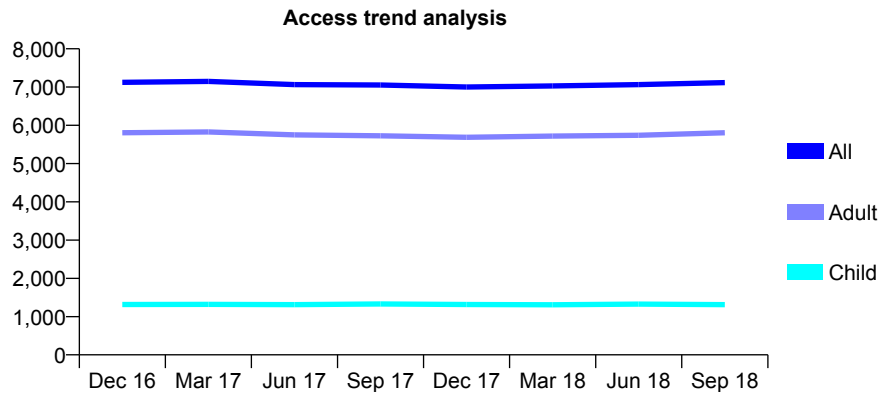
Q63 - Vital Signs At a Glance Contract Report for 990914/0001 - September 2018

Name or company name	MISS AM MANJI
Contract type name	GDS Contract
Purpose of contract	General
Contract start date	27/11/2013
Contract end date	

18/19 Contracted general activity (UDA)	20,500
Carry forward general activity (UDA)	453
18/19 Contracted orthodontic activity (UOA)	0
Carry forward orthodontic activity (UOA)	0
Baseline contract value	£432,309.57

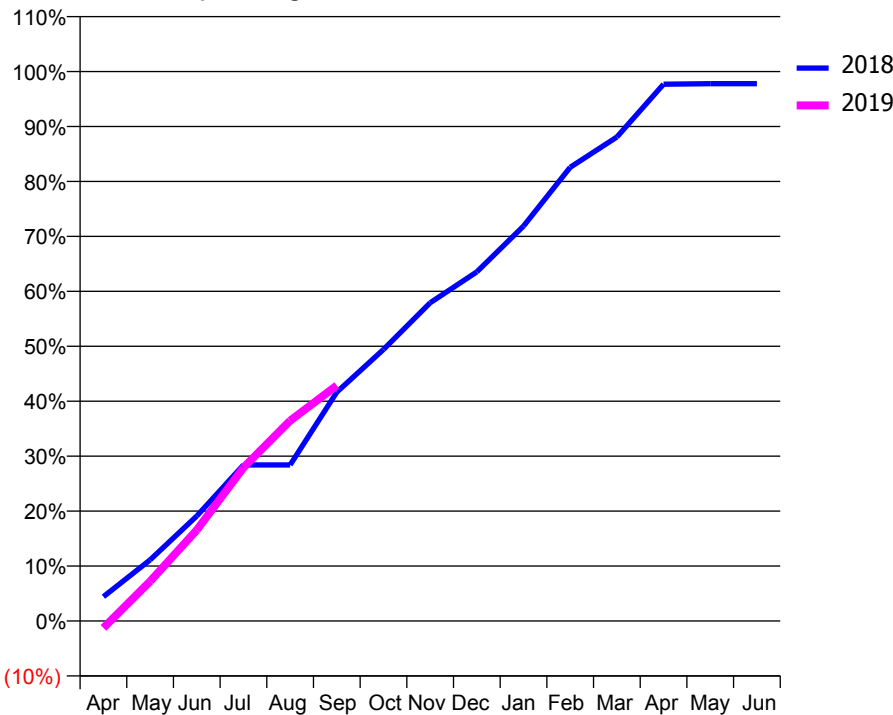
ACCESS*

Patients seen in 24 months	Total	Change since previous quarter
Quarter ending September 2017	7,053	
Quarter ending December 2017	7,002	→
Quarter ending March 2018	7,028	→
Quarter ending June 2018	7,065	→
Quarter ending September 2018	7,118	→
Variance since September 2017	0.9%	→



ACTIVITY

Cumulative percentage of contracted UDA delivered 2018 & 2019



Month	Adjusted Scheduled Activity (UDA)	
	2018	2019
April	910	-260
May	2,279	1,480
June	3,916	3,394
July	5,825	5,722
August	5,825	7,474
September	8,539	8,786
October	10,133	
November	11,870	
December	13,027	
January	14,733	
February	16,924	
March	18,057	
April	20,028	
May	20,047	
June	20,047	

QUALITY

	Quantity	Base Number	Contract	AT	Region	England
% of FP17s for the same patient ID Re-attending within 3 months - Children	55	1,141	4.8%	9.9%	11.5%	11.6%
% of FP17s for the same patient ID Re-attending within 3 months - Adults	800	4,824	16.6%	15.2%	16.5%	15.5%
% of FP17s for the same patient ID Re-attending between 3 & 9 months - Children	737	1,141	64.6%	48.8%	48.5%	58.8%
% of FP17s for the same patient ID Re-attending between 3 & 9 months - Adults	2,388	4,824	49.5%	38.8%	39.1%	51.1%
% of FP17s for Band 1 Urgent Courses	328	4,992	6.6%	10.1%	10.6%	9.0%
% of FP17s Relating to Free Repair or Replacements	54	4,992	1.1%	0.6%	0.5%	0.8%
% of FP17s Relating to Continuations	126	4,992	2.5%	0.8%	0.7%	0.9%
% of Patients satisfied with the dentistry they have received	4	4	N/A	91.6%	90.5%	93.3%
% of Patients satisfied with the time they had to wait for an appointment	4	4	N/A	87.5%	85.1%	88.9%

* This is based on patients treated on this contract for their most recent course of treatment. Figures in italics indicate the base number of FP17s or Patient Questionnaire responses are less than 100. N/A is shown where the base number of responses is less than 10 during the period. % is calculated as Quantity/Base number*100

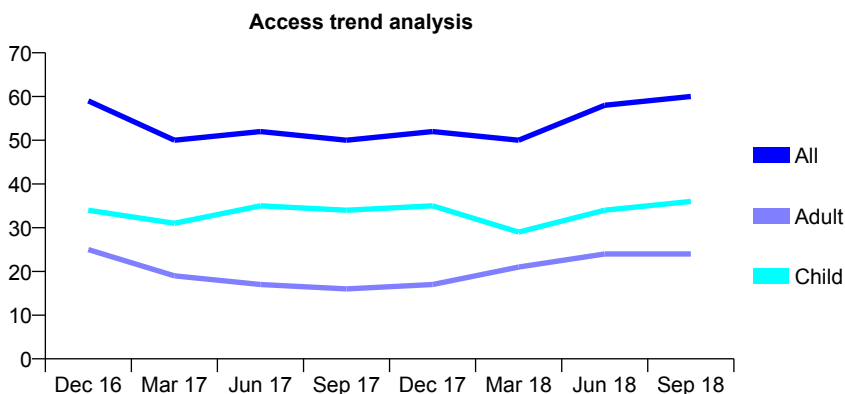
Q63 - Vital Signs At a Glance Contract Report for 998419/0001 - September 2018

Name or company name	MR AJ RUPAREL
Contract type name	GDS Contract
Purpose of contract	General
Contract start date	01/04/2006
Contract end date	

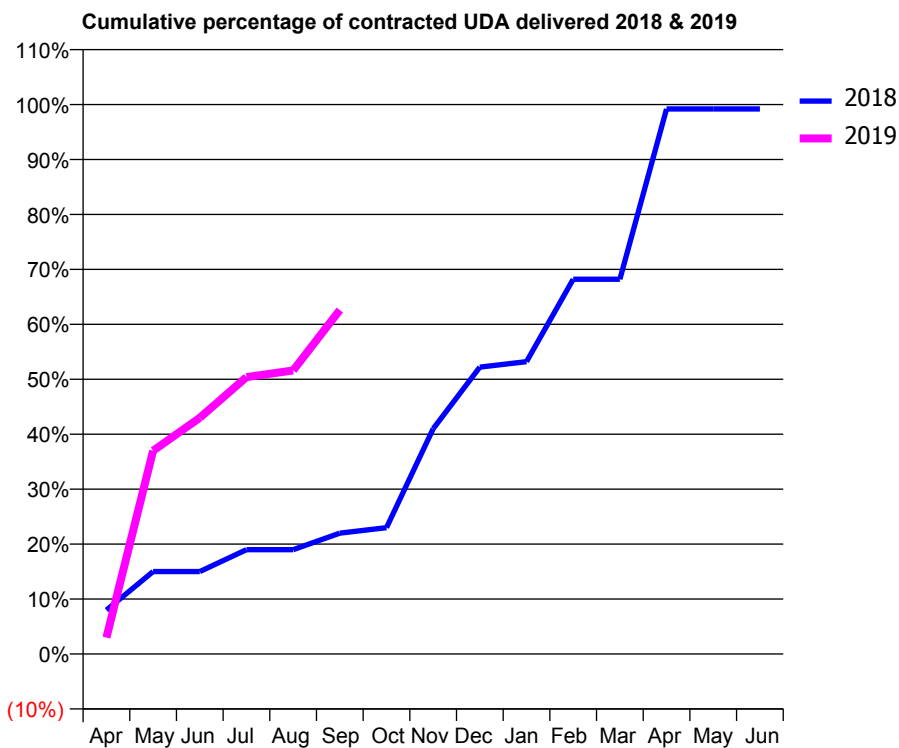
18/19 Contracted general activity (UDA)	100
Carry forward general activity (UDA)	1
18/19 Contracted orthodontic activity (UOA)	0
Carry forward orthodontic activity (UOA)	0
Baseline contract value	£2,549.65

ACCESS*

Patients seen in 24 months	Total	Change since previous quarter
Quarter ending September 2017	50	
Quarter ending December 2017	52	↑
Quarter ending March 2018	50	↓
Quarter ending June 2018	58	↑
Quarter ending September 2018	60	↑
Variance since September 2017	20.0%	↑



ACTIVITY



Month	Adjusted Scheduled Activity (UDA)	
	2018	2019
April	8	3
May	15	37
June	15	43
July	19	50
August	19	52
September	22	63
October	23	
November	41	
December	52	
January	53	
February	68	
March	68	
April	99	
May	99	
June	99	

QUALITY

	Quantity	Base Number	Contract	AT	Region	England
% of FP17s for the same patient ID Re-attending within 3 months - Children	0	30	0.0%	9.9%	11.5%	11.6%
% of FP17s for the same patient ID Re-attending within 3 months - Adults	2	12	16.7%	15.2%	16.5%	15.5%
% of FP17s for the same patient ID Re-attending between 3 & 9 months - Children	4	30	13.3%	48.8%	48.5%	58.8%
% of FP17s for the same patient ID Re-attending between 3 & 9 months - Adults	2	12	16.7%	38.8%	39.1%	51.1%
% of FP17s for Band 1 Urgent Courses	3	34	8.8%	10.1%	10.6%	9.0%
% of FP17s Relating to Free Repair or Replacements	0	34	0.0%	0.6%	0.5%	0.8%
% of FP17s Relating to Continuations	0	34	0.0%	0.8%	0.7%	0.9%
% of Patients satisfied with the dentistry they have received	0	0	N/A	91.6%	90.5%	93.3%
% of Patients satisfied with the time they had to wait for an appointment	0	0	N/A	87.5%	85.1%	88.9%

* This is based on patients treated on this contract for their most recent course of treatment. Figures in italics indicate the base number of FP17s or Patient Questionnaire responses are less than 100. N/A is shown where the base number of responses is less than 10 during the period. % is calculated as Quantity/Base number*100