

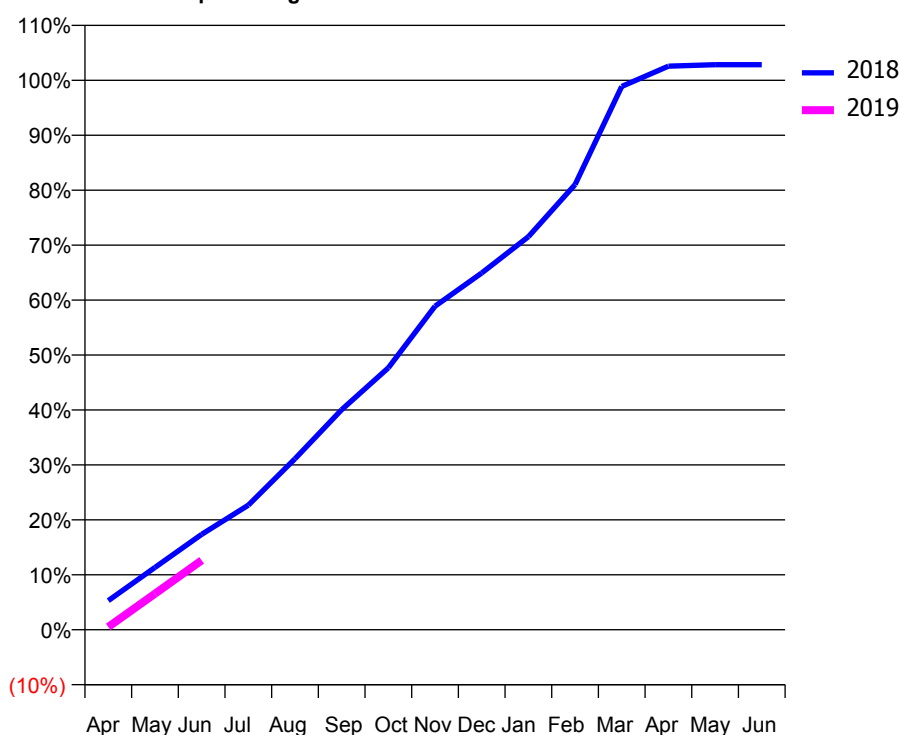
### 7A1 - Vital Signs Orthodontic At a Glance Contract Report for 101281/0257 - June 2018

Name or company name	OASIS DENTAL CARE LTD	18/19 Contracted general activity (UDA)	0
Contract type name	PDS Contract	Carry forward general activity (UDA)	0
Purpose of contract	Orthodontic	18/19 Contracted orthodontic activity (UOA)	8,000
Contract start date	01/04/2015	Carry forward orthodontic activity (UOA)	0
Contract end date	30/09/2024	Baseline contract value	£439,832.13

ACCESS	Contract	England and Wales
24 month ratio of assessments to patient IDs	1.00	1.09

ACTIVITY	Contract
Contract assess and fit appliances (case starts) as a percentage of Area Team case starts	19.4 %

Cumulative percentage of contracted UOA delivered 2018 & 2019



Month	Adjusted Scheduled Activity (UOA)		
	2017	2018	2019
April	620	424	42
May	1,145	907	525
June	1,418	1,390	1,010
July	1,860	1,814	
August	2,301	2,490	
September	2,958	3,204	
October	3,739	3,813	
November	4,768	4,711	
December	5,150	5,194	
January	5,402	5,723	
February	6,286	6,481	
March	7,525	7,911	
April	8,071	8,205	
May	8,071	8,226	
June	8,071	8,226	

#### QUANTITY METRICS (rolling 12 month period)

	Contract Quantity	Contract Base Number	Contract *	Local Health Board	Wales
% of all assessments that were assess and fit appliances (case starts)	379	379	100.0%	83.1%	59.1%
% of all assessments that were assess and refuse	0	379	0.0%	5.9%	10.7%
% of all assessments that were assess and review	0	379	0.0%	11.0%	30.2%
% of case starts with a reported IOTN of 3 and Aesthetic Component of 5 or below	0	379	N/A	0.0%	0.1%
% of case starts with a reported IOTN of 3 and Aesthetic Component of 6 or above	0	379	N/A	2.8%	2.8%
% of case starts with a reported IOTN of 4	274	379	72.3%	72.6%	76.1%
% of case starts with a reported IOTN of 5	105	379	27.7%	24.4%	17.5%
% of concluded courses in receipt of dual-arch fixed appliances	344	352	97.7%	80.7%	63.5%
% of concluded courses where treatment was abandoned or discontinued	4	352	1.1%	4.0%	7.4%
% of patients satisfied with the treatment they have received	51	53	96.2%	97.5%	96.1%

\* Figures in italics indicate that the base number is less than 100.

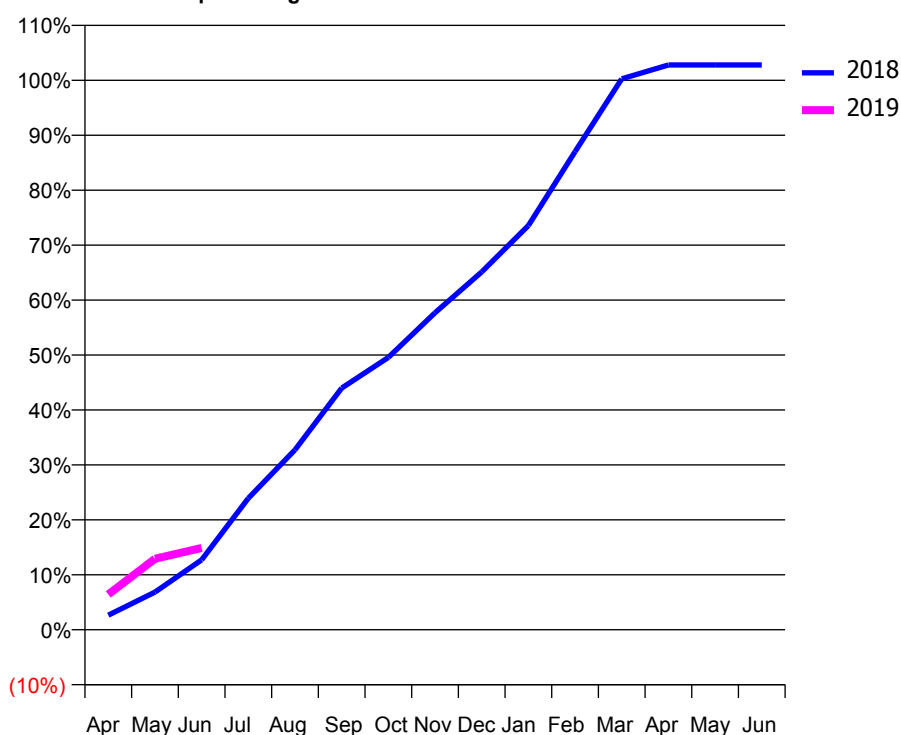
### 7A1 - Vital Signs Orthodontic At a Glance Contract Report for 101281/0258 - June 2018

Name or company name	OASIS DENTAL CARE LTD	18/19 Contracted general activity (UDA)	0
Contract type name	PDS Contract	Carry forward general activity (UDA)	0
Purpose of contract	Orthodontic	18/19 Contracted orthodontic activity (UOA)	7,500
Contract start date	01/04/2015	Carry forward orthodontic activity (UOA)	0
Contract end date	30/09/2024	Baseline contract value	£412,342.62

ACCESS	Contract	England and Wales
24 month ratio of assessments to patient IDs	1.01	1.09

ACTIVITY	Contract
Contract assess and fit appliances (case starts) as a percentage of Area Team case starts	19.3 %

Cumulative percentage of contracted UOA delivered 2018 & 2019



Month	Adjusted Scheduled Activity (UOA)		
	2017	2018	2019
April	60	199	483
May	60	514	970
June	1,282	955	1,117
July	1,998	1,795	
August	2,544	2,457	
September	3,344	3,298	
October	4,352	3,718	
November	5,175	4,328	
December	5,973	4,884	
January	6,372	5,518	
February	6,876	6,526	
March	7,384	7,519	
April	7,594	7,708	
May	7,594	7,708	
June	7,615	7,708	

#### QUANTITY METRICS (rolling 12 month period)

	Contract Quantity	Contract Base Number	Contract *	Local Health Board	Wales
% of all assessments that were assess and fit appliances (case starts)	377	415	90.8%	83.1%	59.1%
% of all assessments that were assess and refuse	13	415	3.1%	5.9%	10.7%
% of all assessments that were assess and review	25	415	6.0%	11.0%	30.2%
% of case starts with a reported IOTN of 3 and Aesthetic Component of 5 or below	0	377	N/A	0.0%	0.1%
% of case starts with a reported IOTN of 3 and Aesthetic Component of 6 or above	18	377	4.8%	2.8%	2.8%
% of case starts with a reported IOTN of 4	280	377	74.3%	72.6%	76.1%
% of case starts with a reported IOTN of 5	79	377	21.0%	24.4%	17.5%
% of concluded courses in receipt of dual-arch fixed appliances	226	355	63.7%	80.7%	63.5%
% of concluded courses where treatment was abandoned or discontinued	13	355	3.7%	4.0%	7.4%
% of patients satisfied with the treatment they have received	45	45	100.0%	97.5%	96.1%

\* Figures in italics indicate that the base number is less than 100.

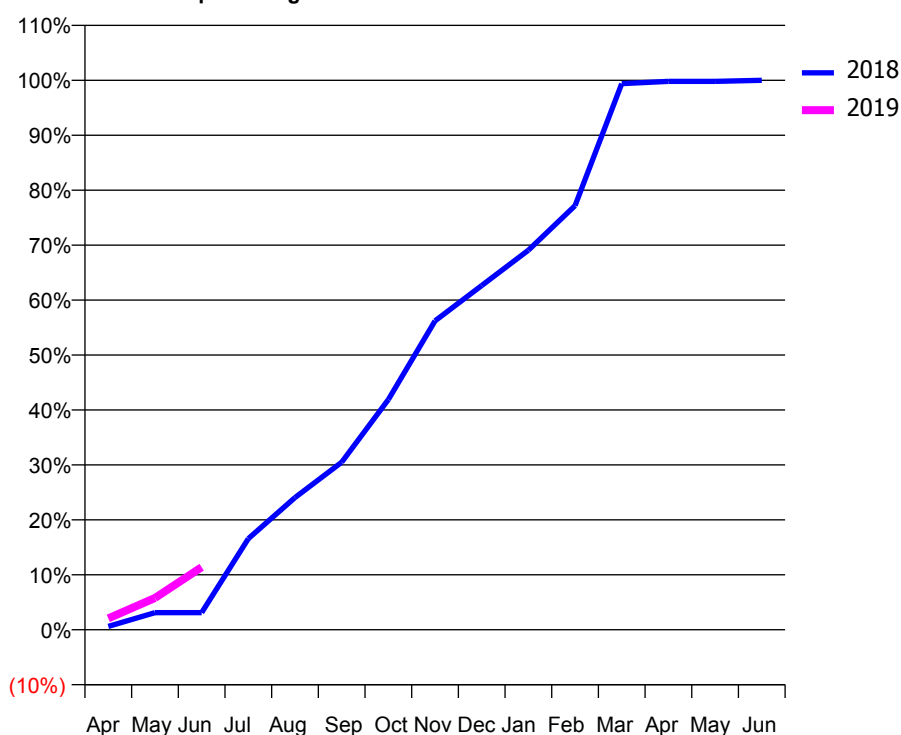
### 7A1 - Vital Signs Orthodontic At a Glance Contract Report for 154857/0001 - June 2018

Name or company name	Tameside Orthodontics Ltd	18/19 Contracted general activity (UDA)	0
Contract type name	PDS Contract	Carry forward general activity (UDA)	0
Purpose of contract	Orthodontic	18/19 Contracted orthodontic activity (UOA)	10,148
Contract start date	01/03/2012	Carry forward orthodontic activity (UOA)	0
Contract end date	30/09/2020	Baseline contract value	£552,548.17

ACCESS	Contract	England and Wales
24 month ratio of assessments to patient IDs	1.02	1.09

ACTIVITY	Contract
Contract assess and fit appliances (case starts) as a percentage of Area Team case starts	29.4 %

Cumulative percentage of contracted UOA delivered 2018 & 2019



Month	Adjusted Scheduled Activity (UOA)		
	2017	2018	2019
April	-389	63	210
May	-389	315	588
June	503	315	1,155
July	988	1,680	
August	1,618	2,436	
September	2,949	3,087	
October	3,558	4,242	
November	4,705	5,691	
December	5,272	6,342	
January	5,715	6,995	
February	6,979	7,814	
March	8,388	10,062	
April	9,169	10,104	
May	9,169	10,104	
June	9,169	10,125	

#### QUANTITY METRICS (rolling 12 month period)

	Contract Quantity	Contract Base Number	Contract *	Local Health Board	Wales
% of all assessments that were assess and fit appliances (case starts)	573	573	100.0%	83.1%	59.1%
% of all assessments that were assess and refuse	0	573	0.0%	5.9%	10.7%
% of all assessments that were assess and review	0	573	0.0%	11.0%	30.2%
% of case starts with a reported IOTN of 3 and Aesthetic Component of 5 or below	0	573	N/A	0.0%	0.1%
% of case starts with a reported IOTN of 3 and Aesthetic Component of 6 or above	7	573	1.2%	2.8%	2.8%
% of case starts with a reported IOTN of 4	411	573	71.7%	72.6%	76.1%
% of case starts with a reported IOTN of 5	154	573	26.9%	24.4%	17.5%
% of concluded courses in receipt of dual-arch fixed appliances	833	954	87.3%	80.7%	63.5%
% of concluded courses where treatment was abandoned or discontinued	34	954	3.6%	4.0%	7.4%
% of patients satisfied with the treatment they have received	54	54	100.0%	97.5%	96.1%

\* Figures in italics indicate that the base number is less than 100.

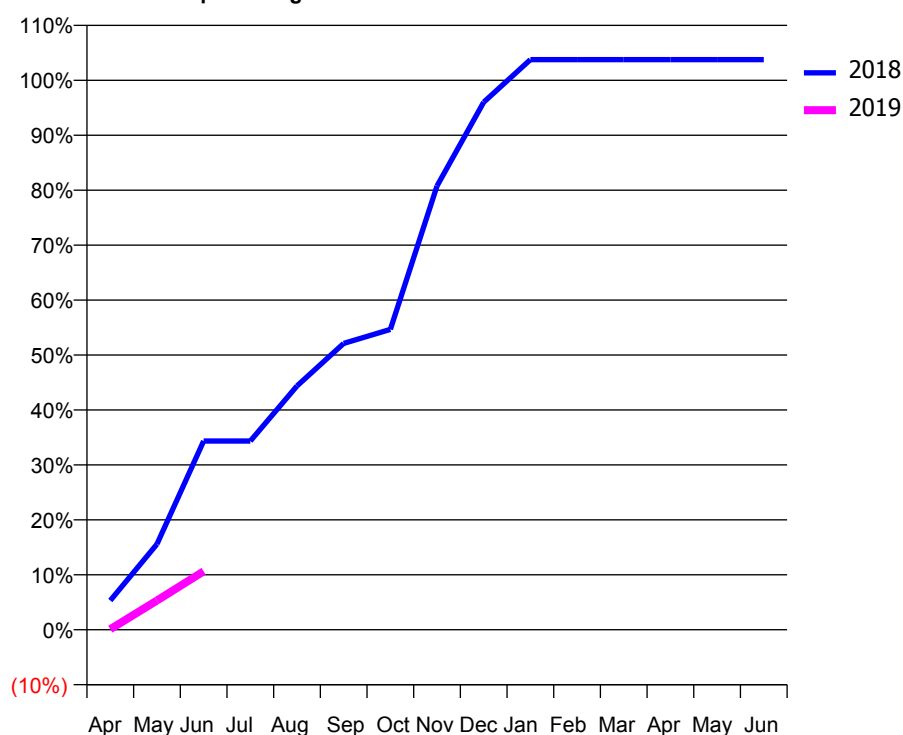
### 7A1 - Vital Signs Orthodontic At a Glance Contract Report for 175145/0002 - June 2018

Name or company name	Rhyl and Abergele Elwy Dental Partnership	18/19 Contracted general activity (UDA)	48,000
Contract type name	GDS Contract	Carry forward general activity (UDA)	0
Purpose of contract	General and Orthodontic	18/19 Contracted orthodontic activity (UOA)	827
Contract start date	01/03/2011	Carry forward orthodontic activity (UOA)	0
Contract end date		Baseline contract value	£1,378,377.89

ACCESS	Contract	England and Wales
24 month ratio of assessments to patient IDs	1.02	1.09

ACTIVITY	Contract
Contract assess and fit appliances (case starts) as a percentage of Area Team case starts	1.6 %

Cumulative percentage of contracted UOA delivered 2018 & 2019



Month	Adjusted Scheduled Activity (UOA)		
	2017	2018	2019
April	-13	44	1
May	162	129	44
June	183	284	88
July	357	284	
August	357	367	
September	420	431	
October	442	452	
November	614	668	
December	638	794	
January	682	858	
February	808	858	
March	808	858	
April	829	858	
May	829	858	
June	829	858	

#### QUANTITY METRICS (rolling 12 month period)

	Contract Quantity	Contract Base Number	Contract *	Local Health Board	Wales
% of all assessments that were assess and fit appliances (case starts)	31	43	72.1%	83.1%	59.1%
% of all assessments that were assess and refuse	11	43	25.6%	5.9%	10.7%
% of all assessments that were assess and review	1	43	2.3%	11.0%	30.2%
% of case starts with a reported IOTN of 3 and Aesthetic Component of 5 or below	0	31	N/A	0.0%	0.1%
% of case starts with a reported IOTN of 3 and Aesthetic Component of 6 or above	0	31	N/A	2.8%	2.8%
% of case starts with a reported IOTN of 4	21	31	67.7%	72.6%	76.1%
% of case starts with a reported IOTN of 5	10	31	32.3%	24.4%	17.5%
% of concluded courses in receipt of dual-arch fixed appliances	0	12	N/A	80.7%	63.5%
% of concluded courses where treatment was abandoned or discontinued	0	12	0.0%	4.0%	7.4%
% of patients satisfied with the treatment they have received	8	8	100.0%	97.5%	96.1%

\* Figures in italics indicate that the base number is less than 100.

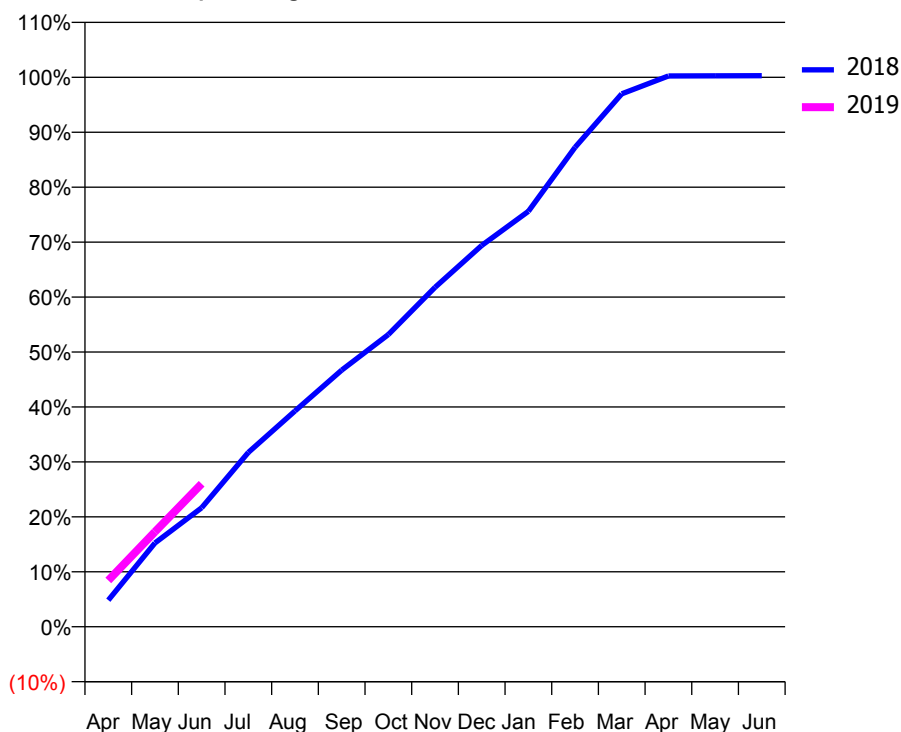
### 7A1 - Vital Signs Orthodontic At a Glance Contract Report for 329398/0002 - June 2018

Name or company name	MR DJ PLUNKETT	18/19 Contracted general activity (UDA)	0
Contract type name	PDS Contract	Carry forward general activity (UDA)	0
Purpose of contract	Orthodontic	18/19 Contracted orthodontic activity (UOA)	9,984
Contract start date	01/05/2008	Carry forward orthodontic activity (UOA)	0
Contract end date	30/09/2024	Baseline contract value	£581,077.28

ACCESS	Contract	England and Wales
24 month ratio of assessments to patient IDs	1.04	1.09

ACTIVITY	Contract
Contract assess and fit appliances (case starts) as a percentage of Area Team case starts	24.4 %

Cumulative percentage of contracted UOA delivered 2018 & 2019



Month	Adjusted Scheduled Activity (UOA)		
	2017	2018	2019
April	990	470	841
May	1,944	1,480	1,726
June	2,638	2,102	2,598
July	3,703	3,077	
August	4,502	3,809	
September	5,363	4,530	
October	6,198	5,159	
November	7,326	5,991	
December	8,122	6,730	
January	8,762	7,334	
February	9,400	8,464	
March	9,611	9,407	
April	9,781	9,723	
May	9,783	9,726	
June	9,783	9,727	

#### QUANTITY METRICS (rolling 12 month period)

	Contract Quantity	Contract Base Number	Contract *	Local Health Board	Wales
% of all assessments that were assess and fit appliances (case starts)	477	807	59.1%	83.1%	59.1%
% of all assessments that were assess and refuse	114	807	14.1%	5.9%	10.7%
% of all assessments that were assess and review	216	807	26.8%	11.0%	30.2%
% of case starts with a reported IOTN of 3 and Aesthetic Component of 5 or below	0	477	N/A	0.0%	0.1%
% of case starts with a reported IOTN of 3 and Aesthetic Component of 6 or above	8	477	1.7%	2.8%	2.8%
% of case starts with a reported IOTN of 4	360	477	75.5%	72.6%	76.1%
% of case starts with a reported IOTN of 5	107	477	22.4%	24.4%	17.5%
% of concluded courses in receipt of dual-arch fixed appliances	322	391	82.4%	80.7%	63.5%
% of concluded courses where treatment was abandoned or discontinued	32	391	8.2%	4.0%	7.4%
% of patients satisfied with the treatment they have received	62	66	93.9%	97.5%	96.1%

\* Figures in italics indicate that the base number is less than 100.

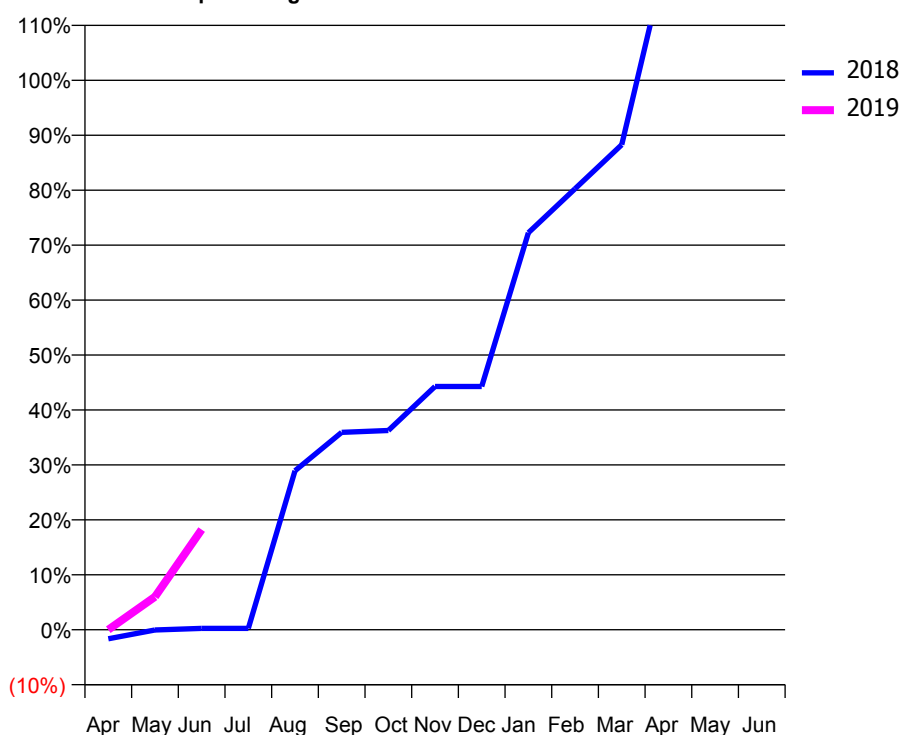
### 7A1 - Vital Signs Orthodontic At a Glance Contract Report for 826677/0001 - June 2018

Name or company name	MR SJ LANGSTON	18/19 Contracted general activity (UDA)	560
Contract type name	GDS Contract	Carry forward general activity (UDA)	0
Purpose of contract	General and Orthodontic	18/19 Contracted orthodontic activity (UOA)	350
Contract start date	01/04/2006	Carry forward orthodontic activity (UOA)	0
Contract end date		Baseline contract value	£33,467.23

ACCESS	Contract	England and Wales
24 month ratio of assessments to patient IDs	1.29	1.09

ACTIVITY	Contract
Contract assess and fit appliances (case starts) as a percentage of Area Team case starts	1.0 %

Cumulative percentage of contracted UOA delivered 2018 & 2019



Month	Adjusted Scheduled Activity (UOA)		
	2017	2018	2019
April	1	-5	0
May	2	-0	21
June	24	1	64
July	25	1	
August	113	87	
September	156	108	
October	178	109	
November	181	133	
December	183	133	
January	247	217	
February	274	241	
March	342	265	
April	345	372	
May	345	372	
June	345	372	

#### QUANTITY METRICS (rolling 12 month period)

	Contract Quantity	Contract Base Number	Contract *	Local Health Board	Wales
% of all assessments that were assess and fit appliances (case starts)	20	34	58.8%	83.1%	59.1%
% of all assessments that were assess and refuse	0	34	0.0%	5.9%	10.7%
% of all assessments that were assess and review	14	34	41.2%	11.0%	30.2%
% of case starts with a reported IOTN of 3 and Aesthetic Component of 5 or below	0	20	N/A	0.0%	0.1%
% of case starts with a reported IOTN of 3 and Aesthetic Component of 6 or above	1	20	5.0%	2.8%	2.8%
% of case starts with a reported IOTN of 4	16	20	80.0%	72.6%	76.1%
% of case starts with a reported IOTN of 5	2	20	10.0%	24.4%	17.5%
% of concluded courses in receipt of dual-arch fixed appliances	0	6	N/A	80.7%	63.5%
% of concluded courses where treatment was abandoned or discontinued	2	6	33.3%	4.0%	7.4%
% of patients satisfied with the treatment they have received	4	4	100.0%	97.5%	96.1%

\* Figures in italics indicate that the base number is less than 100.

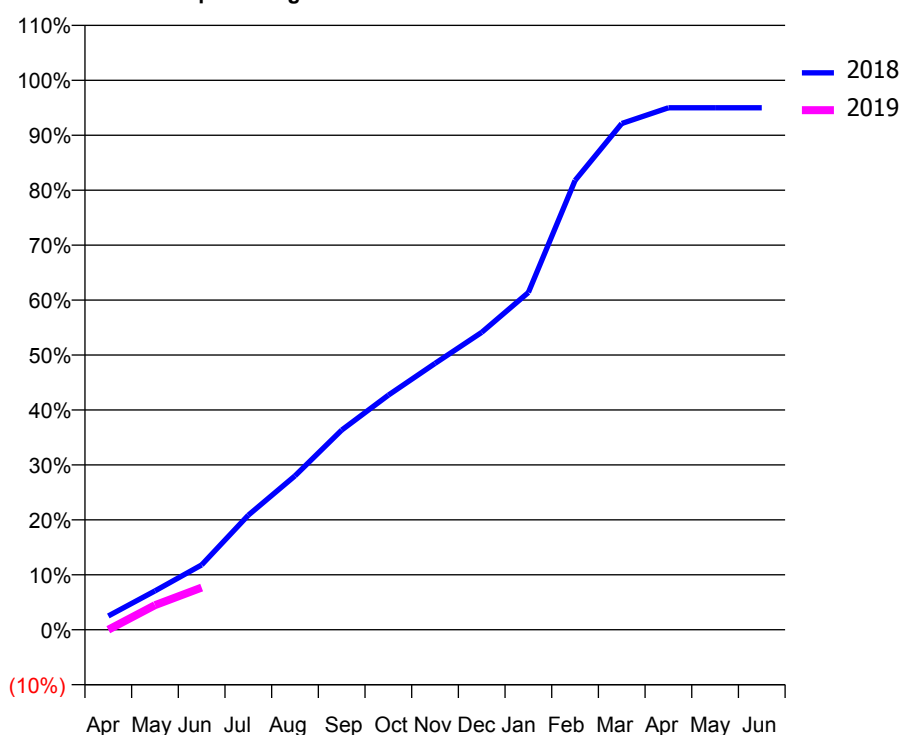
### 7A2 - Vital Signs Orthodontic At a Glance Contract Report for 176710/0007 - June 2018

Name or company name	Q Dental Care Limited	18/19 Contracted general activity (UDA)	0
Contract type name	PDS Contract	Carry forward general activity (UDA)	0
Purpose of contract	Orthodontic	18/19 Contracted orthodontic activity (UOA)	20,200
Contract start date	01/07/2011	Carry forward orthodontic activity (UOA)	0
Contract end date	31/03/2019	Baseline contract value	£1,230,637.26

ACCESS	Contract	England and Wales
24 month ratio of assessments to patient IDs	1.00	1.09

ACTIVITY	Contract
Contract assess and fit appliances (case starts) as a percentage of Area Team case starts	100.0 %

Cumulative percentage of contracted UOA delivered 2018 & 2019



Month	Adjusted Scheduled Activity (UOA)		
	2017	2018	2019
April	1,065	451	0
May	7,582	1,275	906
June	8,984	2,123	1,553
July	10,573	3,754	
August	11,507	5,043	
September	12,435	6,542	
October	13,781	7,686	
November	14,774	8,725	
December	16,082	9,745	
January	17,169	11,051	
February	17,950	14,718	
March	18,378	16,583	
April	18,546	17,100	
May	18,546	17,100	
June	18,546	17,100	

#### QUANTITY METRICS (rolling 12 month period)

	Contract Quantity	Contract Base Number	Contract *	Local Health Board	Wales
% of all assessments that were assess and fit appliances (case starts)	779	838	93.0%	28.9%	59.1%
% of all assessments that were assess and refuse	5	838	0.6%	5.6%	10.7%
% of all assessments that were assess and review	54	838	6.4%	65.5%	30.2%
% of case starts with a reported IOTN of 3 and Aesthetic Component of 5 or below	0	779	N/A	0.0%	0.1%
% of case starts with a reported IOTN of 3 and Aesthetic Component of 6 or above	9	779	1.2%	1.2%	2.8%
% of case starts with a reported IOTN of 4	638	779	81.9%	81.9%	76.1%
% of case starts with a reported IOTN of 5	131	779	16.8%	16.8%	17.5%
% of concluded courses in receipt of dual-arch fixed appliances	704	790	89.1%	88.9%	63.5%
% of concluded courses where treatment was abandoned or discontinued	78	790	9.9%	10.1%	7.4%
% of patients satisfied with the treatment they have received	112	116	96.6%	96.6%	96.1%

\* Figures in italics indicate that the base number is less than 100.

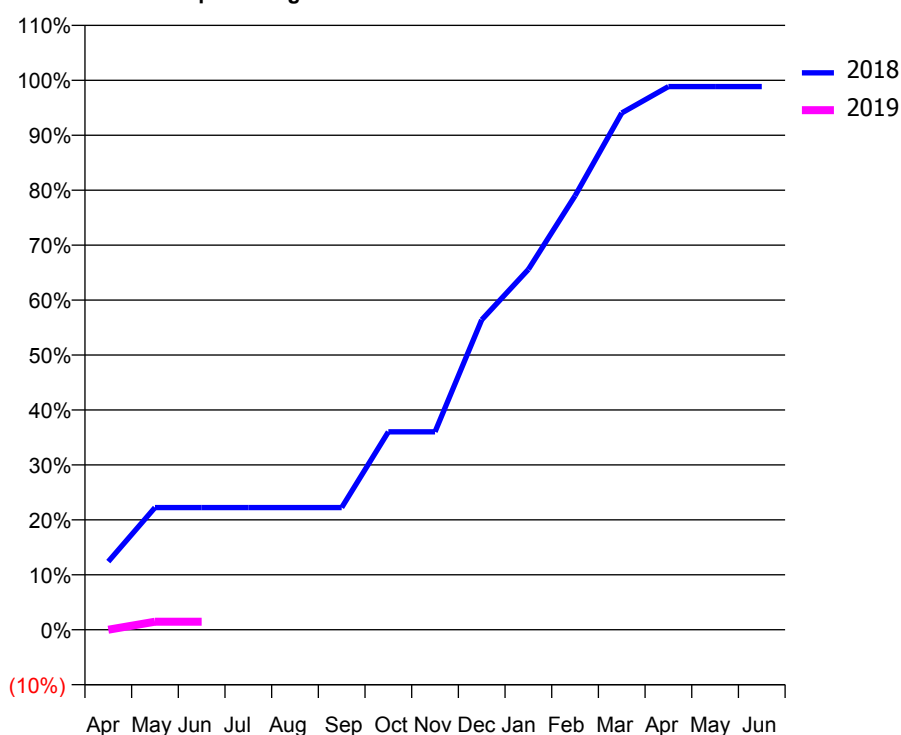
### 7A3 - Vital Signs Orthodontic At a Glance Contract Report for 117234/0001 - June 2018

Name or company name	Cwmtawe Dental Practice Ltd	18/19 Contracted general activity (UDA)	9,000
Contract type name	GDS Contract	Carry forward general activity (UDA)	0
Purpose of contract	General and Orthodontic	18/19 Contracted orthodontic activity (UOA)	3,062
Contract start date	01/04/2008	Carry forward orthodontic activity (UOA)	0
Contract end date		Baseline contract value	£422,446.95

ACCESS	Contract	England and Wales
24 month ratio of assessments to patient IDs	1.12	1.09

ACTIVITY	Contract
Contract assess and fit appliances (case starts) as a percentage of Area Team case starts	5.0 %

Cumulative percentage of contracted UOA delivered 2018 & 2019



Month	Adjusted Scheduled Activity (UOA)		
	2017	2018	2019
April	351	380	0
May	412	681	45
June	519	681	45
July	585	681	
August	623	681	
September	627	681	
October	1,581	1,103	
November	1,910	1,103	
December	2,285	1,727	
January	2,578	2,008	
February	3,204	2,418	
March	3,958	2,880	
April	3,959	3,027	
May	3,959	3,027	
June	3,959	3,027	

#### QUANTITY METRICS (rolling 12 month period)

	Contract Quantity	Contract Base Number	Contract *	Local Health Board	Wales
% of all assessments that were assess and fit appliances (case starts)	114	152	75.0%	53.3%	59.1%
% of all assessments that were assess and refuse	25	152	16.4%	13.7%	10.7%
% of all assessments that were assess and review	13	152	8.6%	33.0%	30.2%
% of case starts with a reported IOTN of 3 and Aesthetic Component of 5 or below	0	114	N/A	0.0%	0.1%
% of case starts with a reported IOTN of 3 and Aesthetic Component of 6 or above	2	114	1.8%	2.1%	2.8%
% of case starts with a reported IOTN of 4	88	114	77.2%	75.4%	76.1%
% of case starts with a reported IOTN of 5	24	114	21.1%	15.9%	17.5%
% of concluded courses in receipt of dual-arch fixed appliances	2	10	20.0%	42.3%	63.5%
% of concluded courses where treatment was abandoned or discontinued	7	10	70.0%	12.1%	7.4%
% of patients satisfied with the treatment they have received	11	12	91.7%	92.2%	96.1%

\* Figures in italics indicate that the base number is less than 100.



### 7A3 - Vital Signs Orthodontic At a Glance Contract Report for 153729/0001 - June 2018

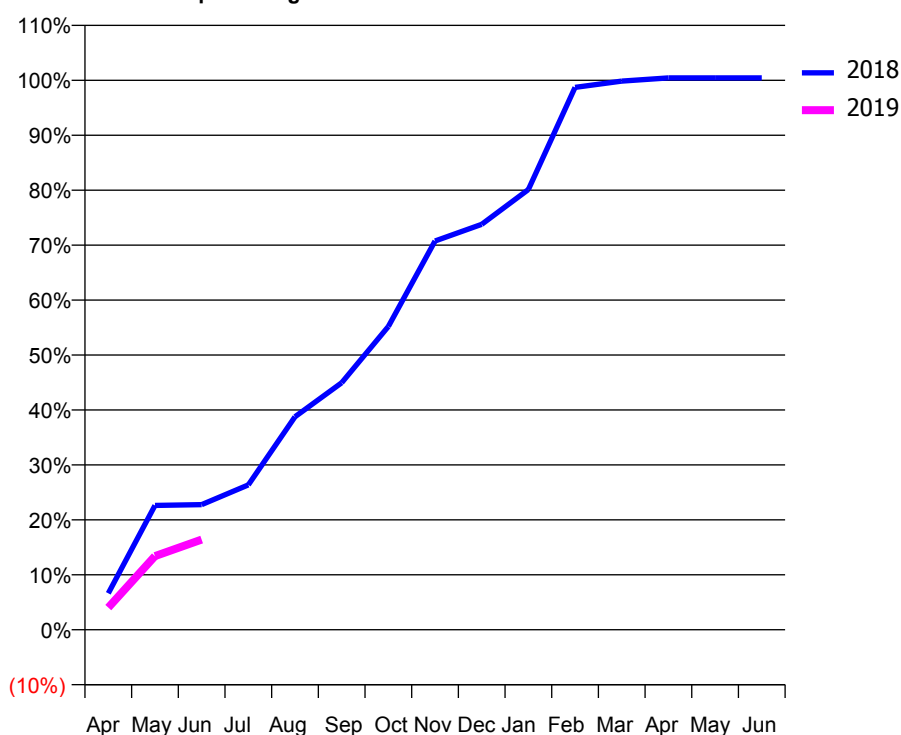
Name or company name	Dr EV Johnstone, Dr D Ainsworth and Dr J Williams
Contract type name	GDS Contract
Purpose of contract	Orthodontic
Contract start date	01/04/2006
Contract end date	

18/19 Contracted general activity (UDA)	9,742
Carry forward general activity (UDA)	0
18/19 Contracted orthodontic activity (UOA)	694
Carry forward orthodontic activity (UOA)	0
Baseline contract value	£436,079.46

ACCESS	Contract	England and Wales
24 month ratio of assessments to patient IDs	1.16	1.09

ACTIVITY	Contract
Contract assess and fit appliances (case starts) as a percentage of Area Team case starts	1.3 %

Cumulative percentage of contracted UOA delivered 2018 & 2019



Month	Adjusted Scheduled Activity (UOA)		
	2017	2018	2019
April	1	46	28
May	47	157	93
June	93	158	114
July	183	183	
August	209	269	
September	260	312	
October	326	383	
November	356	491	
December	427	512	
January	515	556	
February	610	685	
March	657	693	
April	701	697	
May	701	697	
June	701	697	

#### QUANTITY METRICS (rolling 12 month period)

	Contract Quantity	Contract Base Number	Contract *	Local Health Board	Wales
% of all assessments that were assess and fit appliances (case starts)	30	70	42.9%	53.3%	59.1%
% of all assessments that were assess and refuse	4	70	5.7%	13.7%	10.7%
% of all assessments that were assess and review	36	70	51.4%	33.0%	30.2%
% of case starts with a reported IOTN of 3 and Aesthetic Component of 5 or below	0	30	N/A	0.0%	0.1%
% of case starts with a reported IOTN of 3 and Aesthetic Component of 6 or above	0	30	N/A	2.1%	2.8%
% of case starts with a reported IOTN of 4	16	30	53.3%	75.4%	76.1%
% of case starts with a reported IOTN of 5	14	30	46.7%	15.9%	17.5%
% of concluded courses in receipt of dual-arch fixed appliances	1	1	100.0%	42.3%	63.5%
% of concluded courses where treatment was abandoned or discontinued	0	1	0.0%	12.1%	7.4%
% of patients satisfied with the treatment they have received	3	3	100.0%	92.2%	96.1%

\* Figures in italics indicate that the base number is less than 100.

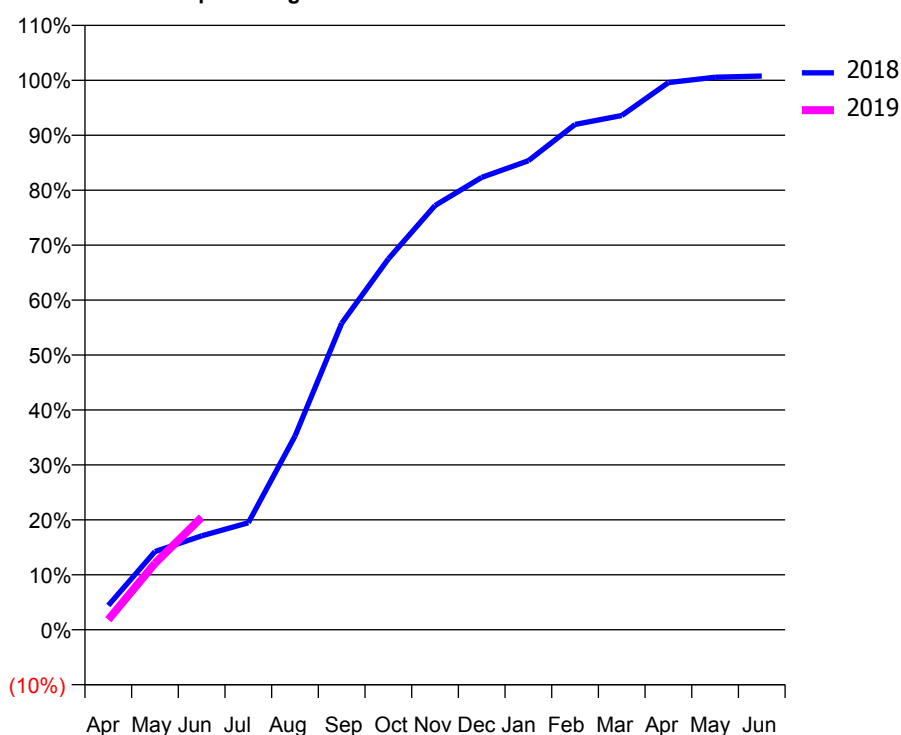
### 7A3 - Vital Signs Orthodontic At a Glance Contract Report for 162868/0001 - June 2018

Name or company name	Neat-Teeth Orthodontics Limited	18/19 Contracted general activity (UDA)	0
Contract type name	GDS Contract	Carry forward general activity (UDA)	0
Purpose of contract	Orthodontic	18/19 Contracted orthodontic activity (UOA)	9,014
Contract start date	01/09/2011	Carry forward orthodontic activity (UOA)	0
Contract end date	30/11/2021	Baseline contract value	£577,431.07

ACCESS	Contract	England and Wales
24 month ratio of assessments to patient IDs	1.03	1.09

ACTIVITY	Contract
Contract assess and fit appliances (case starts) as a percentage of Area Team case starts	19.6 %

Cumulative percentage of contracted UOA delivered 2018 & 2019



Month	Adjusted Scheduled Activity (UOA)		
	2017	2018	2019
April	14	399	165
May	273	1,284	1,091
June	803	1,542	1,845
July	1,496	1,755	
August	2,539	3,177	
September	3,665	5,028	
October	6,005	6,085	
November	6,854	6,959	
December	7,402	7,421	
January	7,930	7,694	
February	8,880	8,289	
March	9,058	8,437	
April	9,112	8,976	
May	9,121	9,063	
June	9,121	9,084	

#### QUANTITY METRICS (rolling 12 month period)

	Contract Quantity	Contract Base Number	Contract *	Local Health Board	Wales
% of all assessments that were assess and fit appliances (case starts)	446	770	57.9%	53.3%	59.1%
% of all assessments that were assess and refuse	56	770	7.3%	13.7%	10.7%
% of all assessments that were assess and review	268	770	34.8%	33.0%	30.2%
% of case starts with a reported IOTN of 3 and Aesthetic Component of 5 or below	1	446	0.2%	0.0%	0.1%
% of case starts with a reported IOTN of 3 and Aesthetic Component of 6 or above	4	446	0.9%	2.1%	2.8%
% of case starts with a reported IOTN of 4	332	446	74.4%	75.4%	76.1%
% of case starts with a reported IOTN of 5	67	446	15.0%	15.9%	17.5%
% of concluded courses in receipt of dual-arch fixed appliances	0	205	N/A	42.3%	63.5%
% of concluded courses where treatment was abandoned or discontinued	23	205	11.2%	12.1%	7.4%
% of patients satisfied with the treatment they have received	30	31	96.8%	92.2%	96.1%

\* Figures in italics indicate that the base number is less than 100.

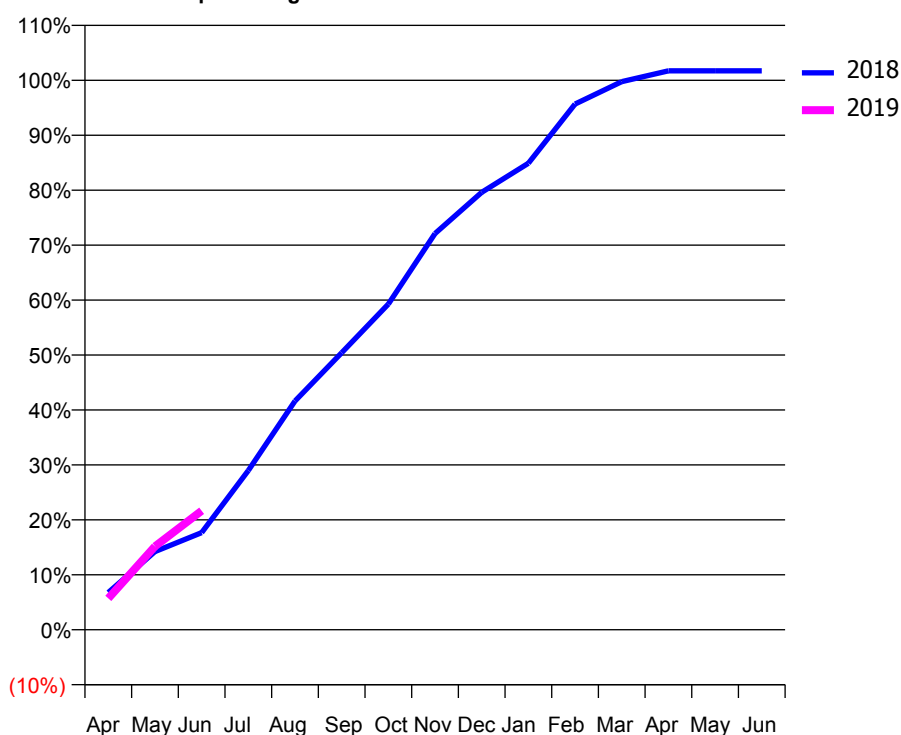
### 7A3 - Vital Signs Orthodontic At a Glance Contract Report for 176710/0005 - June 2018

Name or company name	Q Dental Care Limited	18/19 Contracted general activity (UDA)	0
Contract type name	PDS Contract	Carry forward general activity (UDA)	0
Purpose of contract	Orthodontic	18/19 Contracted orthodontic activity (UOA)	7,824
Contract start date	01/07/2011	Carry forward orthodontic activity (UOA)	0
Contract end date	30/11/2021	Baseline contract value	£501,200.43

ACCESS	Contract	England and Wales
24 month ratio of assessments to patient IDs	1.03	1.09

ACTIVITY	Contract
Contract assess and fit appliances (case starts) as a percentage of Area Team case starts	16.7 %

Cumulative percentage of contracted UOA delivered 2018 & 2019



Month	Adjusted Scheduled Activity (UOA)		
	2017	2018	2019
April	-87	531	448
May	1,013	1,114	1,188
June	1,210	1,384	1,694
July	2,013	2,268	
August	2,373	3,257	
September	2,587	3,944	
October	4,281	4,638	
November	4,547	5,642	
December	4,635	6,229	
January	5,333	6,643	
February	6,285	7,485	
March	6,680	7,804	
April	6,985	7,959	
May	7,027	7,959	
June	7,027	7,959	

#### QUANTITY METRICS (rolling 12 month period)

	Contract Quantity	Contract Base Number	Contract *	Local Health Board	Wales
% of all assessments that were assess and fit appliances (case starts)	381	657	58.0%	53.3%	59.1%
% of all assessments that were assess and refuse	112	657	17.0%	13.7%	10.7%
% of all assessments that were assess and review	164	657	25.0%	33.0%	30.2%
% of case starts with a reported IOTN of 3 and Aesthetic Component of 5 or below	0	381	N/A	0.0%	0.1%
% of case starts with a reported IOTN of 3 and Aesthetic Component of 6 or above	33	381	8.7%	2.1%	2.8%
% of case starts with a reported IOTN of 4	281	381	73.8%	75.4%	76.1%
% of case starts with a reported IOTN of 5	64	381	16.8%	15.9%	17.5%
% of concluded courses in receipt of dual-arch fixed appliances	251	325	77.2%	42.3%	63.5%
% of concluded courses where treatment was abandoned or discontinued	57	325	17.5%	12.1%	7.4%
% of patients satisfied with the treatment they have received	42	48	87.5%	92.2%	96.1%

\* Figures in italics indicate that the base number is less than 100.

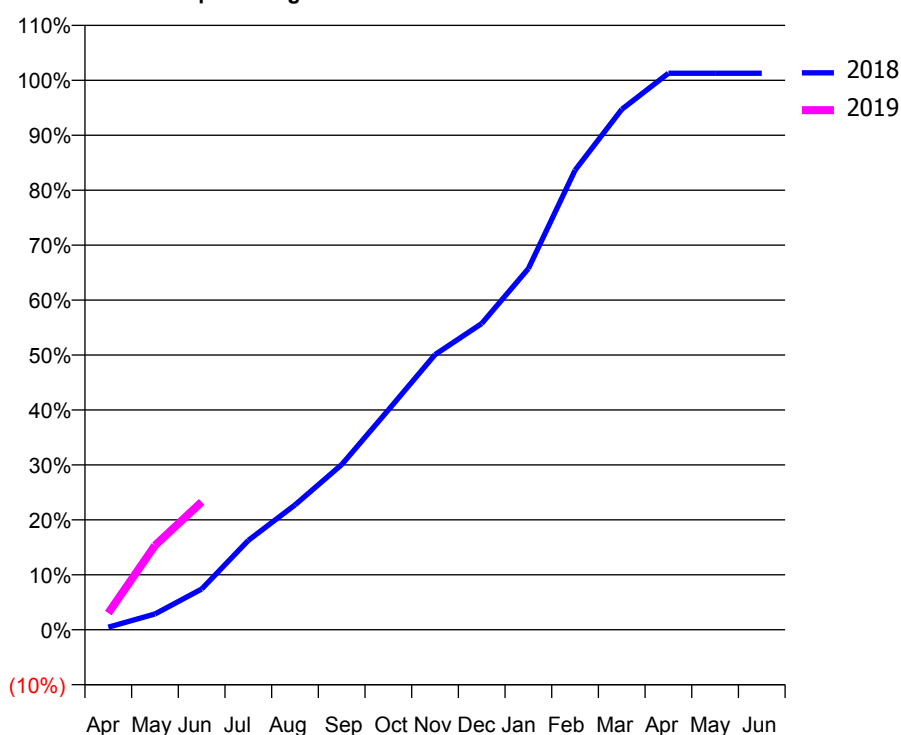
### 7A3 - Vital Signs Orthodontic At a Glance Contract Report for 176710/0006 - June 2018

Name or company name	Q Dental Care Limited	18/19 Contracted general activity (UDA)	0
Contract type name	PDS Contract	Carry forward general activity (UDA)	0
Purpose of contract	Orthodontic	18/19 Contracted orthodontic activity (UOA)	10,822
Contract start date	01/07/2011	Carry forward orthodontic activity (UOA)	0
Contract end date	30/11/2021	Baseline contract value	£693,250.39

ACCESS	Contract	England and Wales
24 month ratio of assessments to patient IDs	1.07	1.09

ACTIVITY	Contract
Contract assess and fit appliances (case starts) as a percentage of Area Team case starts	26.0 %

Cumulative percentage of contracted UOA delivered 2018 & 2019



Month	Adjusted Scheduled Activity (UOA)		
	2017	2018	2019
April	-41	50	330
May	660	311	1,661
June	1,280	802	2,517
July	2,277	1,761	
August	2,693	2,460	
September	3,614	3,253	
October	4,951	4,328	
November	6,792	5,418	
December	7,924	6,031	
January	8,487	7,112	
February	9,299	9,050	
March	10,510	10,249	
April	10,597	10,960	
May	10,597	10,960	
June	10,597	10,960	

#### QUANTITY METRICS (rolling 12 month period)

	Contract Quantity	Contract Base Number	Contract *	Local Health Board	Wales
% of all assessments that were assess and fit appliances (case starts)	592	974	60.8%	53.3%	59.1%
% of all assessments that were assess and refuse	66	974	6.8%	13.7%	10.7%
% of all assessments that were assess and review	316	974	32.4%	33.0%	30.2%
% of case starts with a reported IOTN of 3 and Aesthetic Component of 5 or below	0	592	N/A	0.0%	0.1%
% of case starts with a reported IOTN of 3 and Aesthetic Component of 6 or above	1	592	0.2%	2.1%	2.8%
% of case starts with a reported IOTN of 4	516	592	87.2%	75.4%	76.1%
% of case starts with a reported IOTN of 5	64	592	10.8%	15.9%	17.5%
% of concluded courses in receipt of dual-arch fixed appliances	445	506	87.9%	42.3%	63.5%
% of concluded courses where treatment was abandoned or discontinued	30	506	5.9%	12.1%	7.4%
% of patients satisfied with the treatment they have received	73	79	92.4%	92.2%	96.1%

\* Figures in italics indicate that the base number is less than 100.

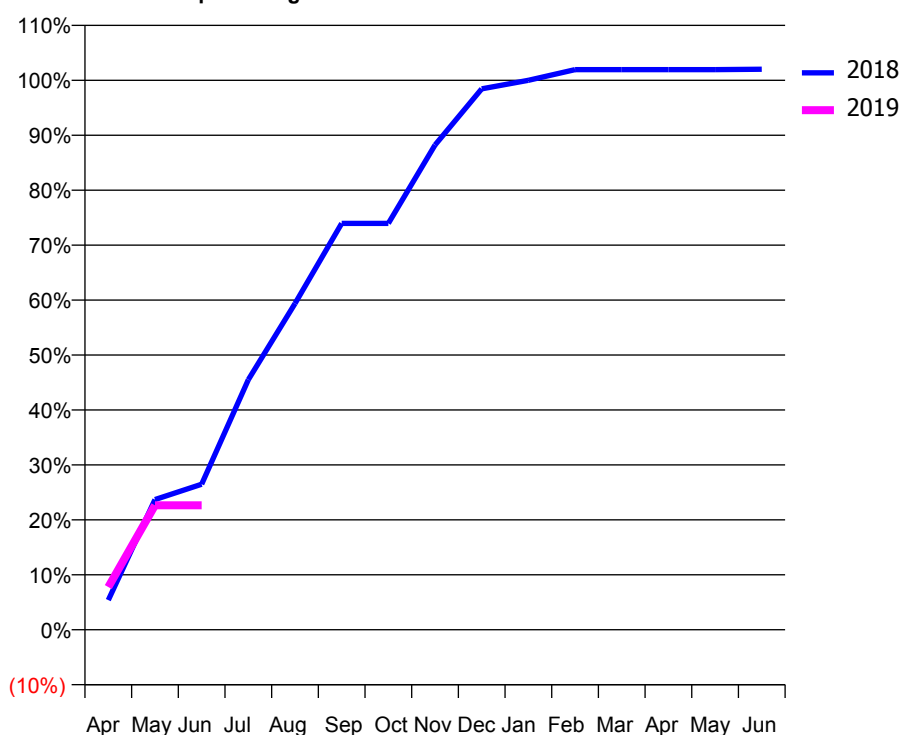
### 7A3 - Vital Signs Orthodontic At a Glance Contract Report for 181382/0001 - June 2018

Name or company name	Cwmdulais Dental Practice	18/19 Contracted general activity (UDA)	8,575
Contract type name	GDS Contract	Carry forward general activity (UDA)	0
Purpose of contract	Orthodontic	18/19 Contracted orthodontic activity (UOA)	1,351
Contract start date	01/01/2014	Carry forward orthodontic activity (UOA)	0
Contract end date		Baseline contract value	£420,066.49

ACCESS	Contract	England and Wales
24 month ratio of assessments to patient IDs	1.08	1.09

ACTIVITY	Contract
Contract assess and fit appliances (case starts) as a percentage of Area Team case starts	2.8 %

Cumulative percentage of contracted UOA delivered 2018 & 2019



Month	Adjusted Scheduled Activity (UOA)		
	2017	2018	2019
April	12	73	105
May	138	320	306
June	349	358	306
July	609	615	
August	797	802	
September	851	999	
October	1,012	999	
November	1,125	1,192	
December	1,205	1,330	
January	1,284	1,351	
February	1,326	1,377	
March	1,337	1,377	
April	1,348	1,377	
May	1,411	1,377	
June	1,411	1,378	

#### QUANTITY METRICS (rolling 12 month period)

	Contract Quantity	Contract Base Number	Contract *	Local Health Board	Wales
% of all assessments that were assess and fit appliances (case starts)	64	152	42.1%	53.3%	59.1%
% of all assessments that were assess and refuse	17	152	11.2%	13.7%	10.7%
% of all assessments that were assess and review	71	152	46.7%	33.0%	30.2%
% of case starts with a reported IOTN of 3 and Aesthetic Component of 5 or below	0	64	<i>N/A</i>	0.0%	0.1%
% of case starts with a reported IOTN of 3 and Aesthetic Component of 6 or above	1	64	1.6%	2.1%	2.8%
% of case starts with a reported IOTN of 4	58	64	90.6%	75.4%	76.1%
% of case starts with a reported IOTN of 5	1	64	1.6%	15.9%	17.5%
% of concluded courses in receipt of dual-arch fixed appliances	34	49	69.4%	42.3%	63.5%
% of concluded courses where treatment was abandoned or discontinued	6	49	12.2%	12.1%	7.4%
% of patients satisfied with the treatment they have received	4	4	100.0%	92.2%	96.1%

\* Figures in italics indicate that the base number is less than 100.

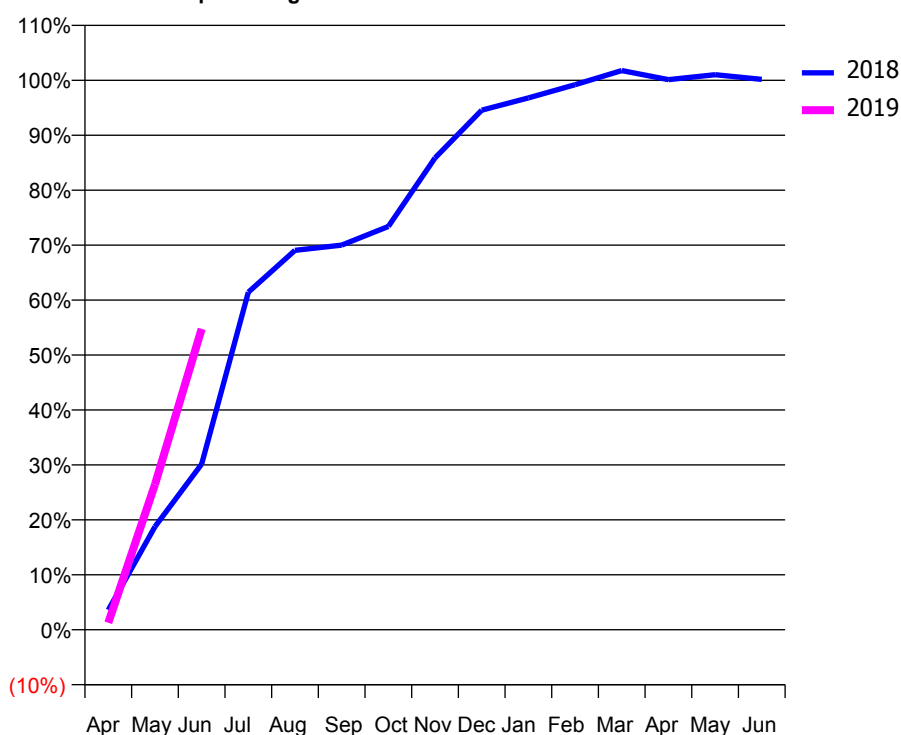
### 7A3 - Vital Signs Orthodontic At a Glance Contract Report for 636126/0001 - June 2018

Name or company name	MR J KNOX	18/19 Contracted general activity (UDA)	0
Contract type name	PDS Contract	Carry forward general activity (UDA)	0
Purpose of contract	Orthodontic	18/19 Contracted orthodontic activity (UOA)	2,500
Contract start date	01/04/2006	Carry forward orthodontic activity (UOA)	0
Contract end date	30/11/2021	Baseline contract value	£160,148.40

ACCESS	Contract	England and Wales
24 month ratio of assessments to patient IDs	1.07	1.09

ACTIVITY	Contract
Contract assess and fit appliances (case starts) as a percentage of Area Team case starts	6.6 %

Cumulative percentage of contracted UOA delivered 2018 & 2019



Month	Adjusted Scheduled Activity (UOA)		
	2017	2018	2019
April	-56	90	32
May	27	469	661
June	198	754	1,369
July	264	1,536	
August	330	1,726	
September	347	1,750	
October	978	1,835	
November	1,473	2,147	
December	1,882	2,364	
January	2,245	2,420	
February	2,420	2,480	
March	2,487	2,544	
April	2,500	2,503	
May	2,501	2,525	
June	2,501	2,504	

#### QUANTITY METRICS (rolling 12 month period)

	Contract Quantity	Contract Base Number	Contract *	Local Health Board	Wales
% of all assessments that were assess and fit appliances (case starts)	151	390	38.7%	53.3%	59.1%
% of all assessments that were assess and refuse	113	390	29.0%	13.7%	10.7%
% of all assessments that were assess and review	126	390	32.3%	33.0%	30.2%
% of case starts with a reported IOTN of 3 and Aesthetic Component of 5 or below	0	151	N/A	0.0%	0.1%
% of case starts with a reported IOTN of 3 and Aesthetic Component of 6 or above	0	151	N/A	2.1%	2.8%
% of case starts with a reported IOTN of 4	90	151	59.6%	75.4%	76.1%
% of case starts with a reported IOTN of 5	33	151	21.9%	15.9%	17.5%
% of concluded courses in receipt of dual-arch fixed appliances	0	169	N/A	42.3%	63.5%
% of concluded courses where treatment was abandoned or discontinued	30	169	17.8%	12.1%	7.4%
% of patients satisfied with the treatment they have received	9	9	100.0%	92.2%	96.1%

\* Figures in italics indicate that the base number is less than 100.

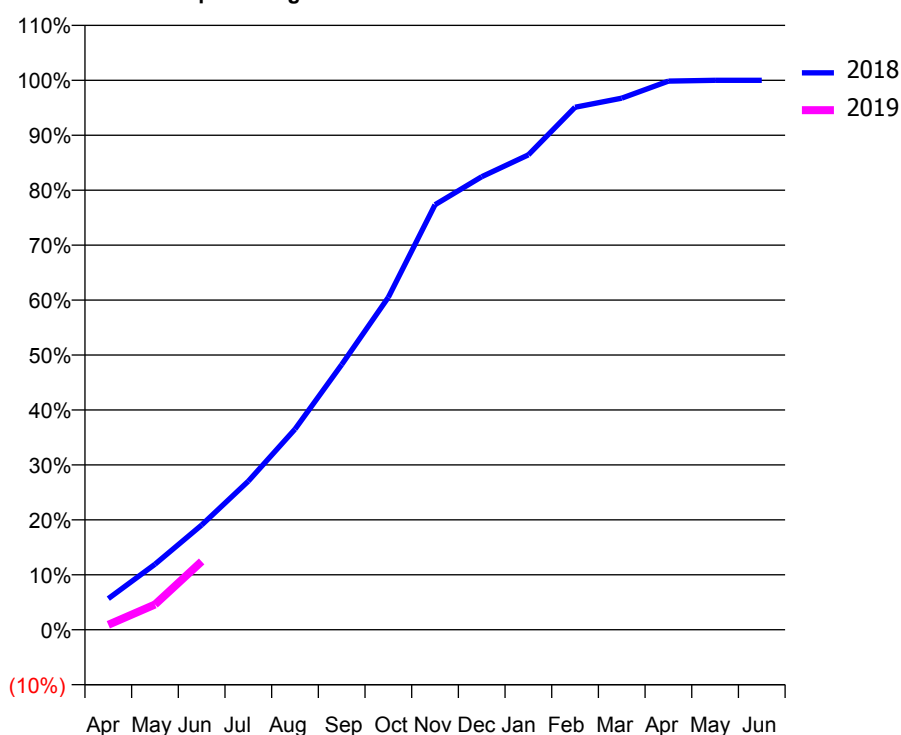
### 7A3 - Vital Signs Orthodontic At a Glance Contract Report for 658472/0001 - June 2018

Name or company name	MR RR WESTERHOLM	18/19 Contracted general activity (UDA)	0
Contract type name	PDS Contract	Carry forward general activity (UDA)	0
Purpose of contract	Orthodontic	18/19 Contracted orthodontic activity (UOA)	5,000
Contract start date	01/04/2006	Carry forward orthodontic activity (UOA)	0
Contract end date	30/11/2021	Baseline contract value	£320,296.80

ACCESS	Contract	England and Wales
24 month ratio of assessments to patient IDs	1.05	1.09

ACTIVITY	Contract
Contract assess and fit appliances (case starts) as a percentage of Area Team case starts	9.3 %

Cumulative percentage of contracted UOA delivered 2018 & 2019



Month	Adjusted Scheduled Activity (UOA)		
	2017	2018	2019
April	19	283	46
May	159	596	230
June	523	953	622
July	968	1,352	
August	1,108	1,826	
September	1,793	2,413	
October	2,862	3,025	
November	3,547	3,868	
December	3,974	4,122	
January	4,491	4,321	
February	4,911	4,755	
March	5,013	4,837	
April	5,026	4,992	
May	5,153	5,000	
June	5,153	5,000	

#### QUANTITY METRICS (rolling 12 month period)

	Contract Quantity	Contract Base Number	Contract *	Local Health Board	Wales
% of all assessments that were assess and fit appliances (case starts)	213	546	39.0%	53.3%	59.1%
% of all assessments that were assess and refuse	91	546	16.7%	13.7%	10.7%
% of all assessments that were assess and review	242	546	44.3%	33.0%	30.2%
% of case starts with a reported IOTN of 3 and Aesthetic Component of 5 or below	0	213	N/A	0.0%	0.1%
% of case starts with a reported IOTN of 3 and Aesthetic Component of 6 or above	7	213	3.3%	2.1%	2.8%
% of case starts with a reported IOTN of 4	156	213	73.2%	75.4%	76.1%
% of case starts with a reported IOTN of 5	42	213	19.7%	15.9%	17.5%
% of concluded courses in receipt of dual-arch fixed appliances	0	203	N/A	42.3%	63.5%
% of concluded courses where treatment was abandoned or discontinued	21	203	10.3%	12.1%	7.4%
% of patients satisfied with the treatment they have received	13	15	86.7%	92.2%	96.1%

\* Figures in italics indicate that the base number is less than 100.

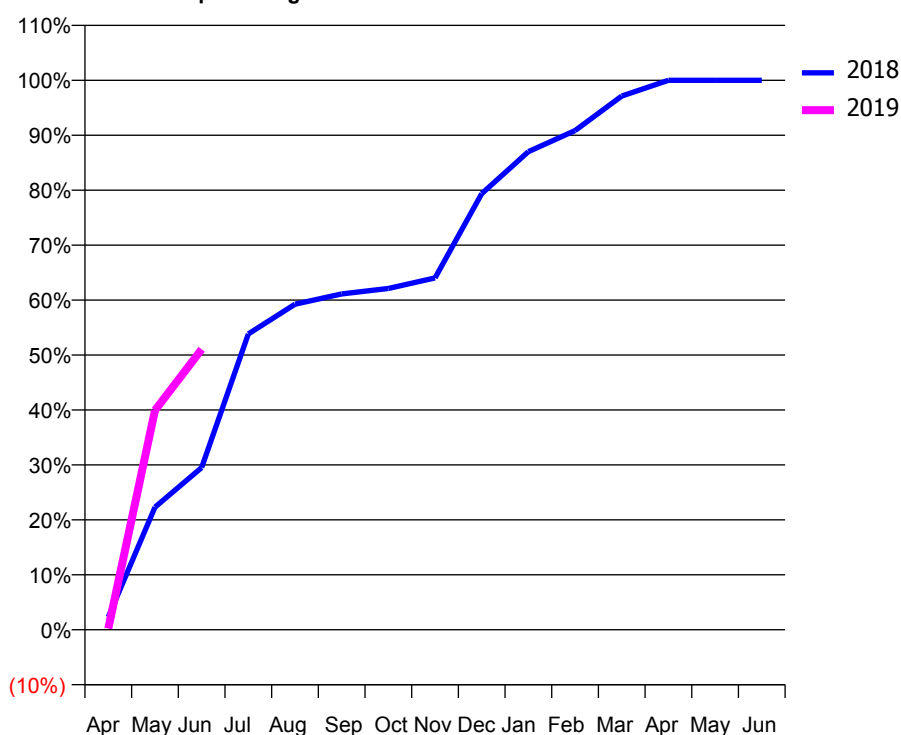
### 7A3 - Vital Signs Orthodontic At a Glance Contract Report for 846473/0001 - June 2018

Name or company name	MISS CE ECKHARDT	18/19 Contracted general activity (UDA)	0
Contract type name	PDS Contract	Carry forward general activity (UDA)	0
Purpose of contract	Orthodontic	18/19 Contracted orthodontic activity (UOA)	2,500
Contract start date	01/04/2006	Carry forward orthodontic activity (UOA)	0
Contract end date	30/11/2021	Baseline contract value	£160,148.40

ACCESS	Contract	England and Wales
24 month ratio of assessments to patient IDs	1.06	1.09

ACTIVITY	Contract
Contract assess and fit appliances (case starts) as a percentage of Area Team case starts	6.1 %

Cumulative percentage of contracted UOA delivered 2018 & 2019



Month	Adjusted Scheduled Activity (UOA)		
	2017	2018	2019
April	0	58	6
May	11	558	998
June	50	738	1,276
July	121	1,346	
August	130	1,481	
September	201	1,528	
October	699	1,553	
November	1,358	1,601	
December	1,621	1,984	
January	1,904	2,175	
February	2,198	2,271	
March	2,302	2,428	
April	2,532	2,500	
May	2,532	2,500	
June	2,532	2,500	

#### QUANTITY METRICS (rolling 12 month period)

	Contract Quantity	Contract Base Number	Contract *	Local Health Board	Wales
% of all assessments that were assess and fit appliances (case starts)	140	310	45.2%	53.3%	59.1%
% of all assessments that were assess and refuse	66	310	21.3%	13.7%	10.7%
% of all assessments that were assess and review	104	310	33.5%	33.0%	30.2%
% of case starts with a reported IOTN of 3 and Aesthetic Component of 5 or below	0	140	N/A	0.0%	0.1%
% of case starts with a reported IOTN of 3 and Aesthetic Component of 6 or above	0	140	N/A	2.1%	2.8%
% of case starts with a reported IOTN of 4	95	140	67.9%	75.4%	76.1%
% of case starts with a reported IOTN of 5	20	140	14.3%	15.9%	17.5%
% of concluded courses in receipt of dual-arch fixed appliances	0	144	N/A	42.3%	63.5%
% of concluded courses where treatment was abandoned or discontinued	18	144	12.5%	12.1%	7.4%
% of patients satisfied with the treatment they have received	7	7	100.0%	92.2%	96.1%

\* Figures in italics indicate that the base number is less than 100.



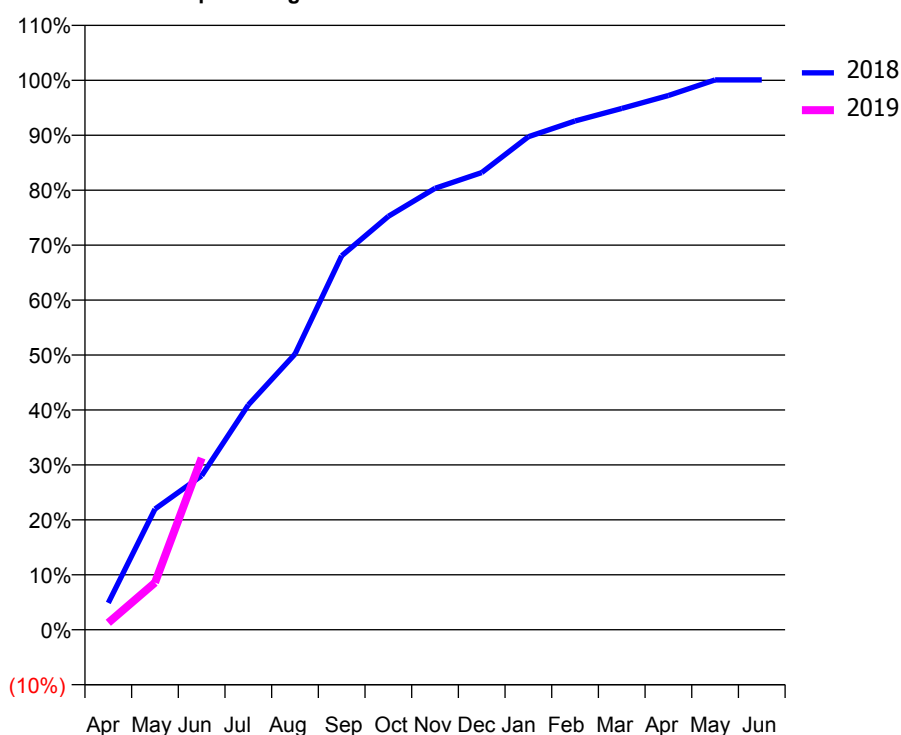
### 7A3 - Vital Signs Orthodontic At a Glance Contract Report for 933430/0001 - June 2018

Name or company name	MRS AJ EGGAR	18/19 Contracted general activity (UDA)	0
Contract type name	PDS Contract	Carry forward general activity (UDA)	0
Purpose of contract	Orthodontic	18/19 Contracted orthodontic activity (UOA)	3,000
Contract start date	01/04/2006	Carry forward orthodontic activity (UOA)	0
Contract end date	30/11/2021	Baseline contract value	£192,178.08

ACCESS	Contract	England and Wales
24 month ratio of assessments to patient IDs	1.08	1.09

ACTIVITY	Contract
Contract assess and fit appliances (case starts) as a percentage of Area Team case starts	6.6 %

Cumulative percentage of contracted UOA delivered 2018 & 2019



Month	Adjusted Scheduled Activity (UOA)		
	2017	2018	2019
April	11	147	38
May	12	659	257
June	99	841	938
July	406	1,228	
August	816	1,505	
September	1,074	2,042	
October	1,519	2,257	
November	2,212	2,410	
December	2,280	2,496	
January	2,600	2,692	
February	2,885	2,778	
March	3,039	2,846	
April	3,088	2,917	
May	3,089	3,002	
June	3,089	3,002	

#### QUANTITY METRICS (rolling 12 month period)

	Contract Quantity	Contract Base Number	Contract *	Local Health Board	Wales
% of all assessments that were assess and fit appliances (case starts)	150	258	58.1%	53.3%	59.1%
% of all assessments that were assess and refuse	36	258	14.0%	13.7%	10.7%
% of all assessments that were assess and review	72	258	27.9%	33.0%	30.2%
% of case starts with a reported IOTN of 3 and Aesthetic Component of 5 or below	0	150	N/A	0.0%	0.1%
% of case starts with a reported IOTN of 3 and Aesthetic Component of 6 or above	1	150	0.7%	2.1%	2.8%
% of case starts with a reported IOTN of 4	89	150	59.3%	75.4%	76.1%
% of case starts with a reported IOTN of 5	33	150	22.0%	15.9%	17.5%
% of concluded courses in receipt of dual-arch fixed appliances	0	122	N/A	42.3%	63.5%
% of concluded courses where treatment was abandoned or discontinued	17	122	13.9%	12.1%	7.4%
% of patients satisfied with the treatment they have received	10	11	90.9%	92.2%	96.1%

\* Figures in italics indicate that the base number is less than 100.

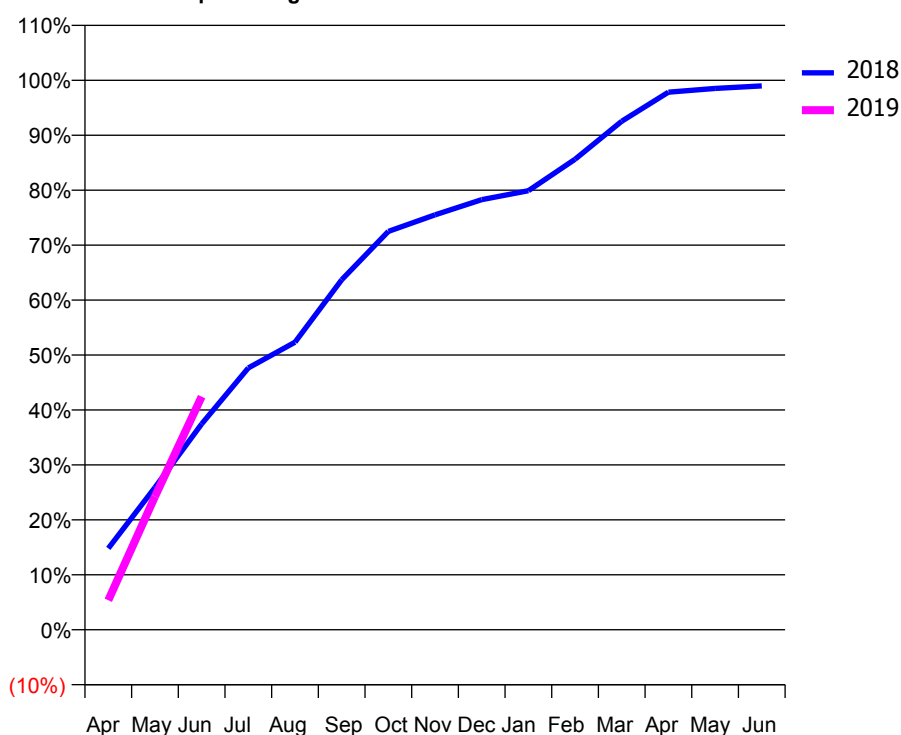
### 7A4 - Vital Signs Orthodontic At a Glance Contract Report for 129100/0001 - June 2018

Name or company name	Sandusky Remills Ltd	18/19 Contracted general activity (UDA)	0
Contract type name	PDS Contract	Carry forward general activity (UDA)	0
Purpose of contract	Orthodontic	18/19 Contracted orthodontic activity (UOA)	4,597
Contract start date	01/09/2012	Carry forward orthodontic activity (UOA)	0
Contract end date	30/09/2018	Baseline contract value	£310,425.16

ACCESS	Contract	England and Wales
24 month ratio of assessments to patient IDs	1.02	1.09

ACTIVITY	Contract
Contract assess and fit appliances (case starts) as a percentage of Area Team case starts	12.3 %

Cumulative percentage of contracted UOA delivered 2018 & 2019



Month	Adjusted Scheduled Activity (UOA)		
	2017	2018	2019
April	2,635	1,362	247
May	3,940	2,382	1,115
June	4,590	3,444	1,950
July	5,872	4,382	
August	6,385	4,811	
September	7,043	5,855	
October	7,971	6,665	
November	8,371	6,942	
December	8,672	7,196	
January	8,775	7,346	
February	9,009	7,872	
March	9,322	8,507	
April	9,386	8,994	
May	9,386	9,058	
June	9,386	9,100	

#### QUANTITY METRICS (rolling 12 month period)

	Contract Quantity	Contract Base Number	Contract *	Local Health Board	Wales
% of all assessments that were assess and fit appliances (case starts)	370	499	74.1%	67.5%	59.1%
% of all assessments that were assess and refuse	95	499	19.0%	12.4%	10.7%
% of all assessments that were assess and review	34	499	6.8%	20.1%	30.2%
% of case starts with a reported IOTN of 3 and Aesthetic Component of 5 or below	0	370	N/A	0.1%	0.1%
% of case starts with a reported IOTN of 3 and Aesthetic Component of 6 or above	0	370	N/A	2.8%	2.8%
% of case starts with a reported IOTN of 4	272	370	73.5%	80.7%	76.1%
% of case starts with a reported IOTN of 5	97	370	26.2%	15.6%	17.5%
% of concluded courses in receipt of dual-arch fixed appliances	0	389	N/A	69.2%	63.5%
% of concluded courses where treatment was abandoned or discontinued	13	389	3.3%	4.5%	7.4%
% of patients satisfied with the treatment they have received	48	48	100.0%	96.8%	96.1%

\* Figures in italics indicate that the base number is less than 100.

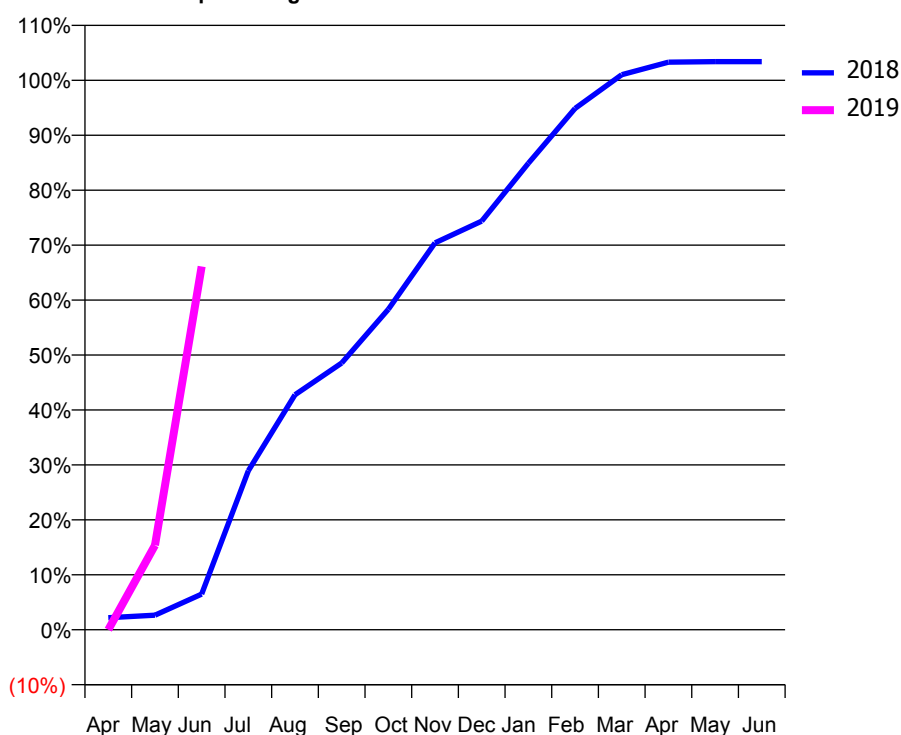
### 7A4 - Vital Signs Orthodontic At a Glance Contract Report for 140589/0002 - June 2018

Name or company name	Cowbridge Dental Care Limited	18/19 Contracted general activity (UDA)	0
Contract type name	PDS Contract	Carry forward general activity (UDA)	0
Purpose of contract	Orthodontic	18/19 Contracted orthodontic activity (UOA)	546
Contract start date	01/09/2011	Carry forward orthodontic activity (UOA)	0
Contract end date	30/09/2018	Baseline contract value	£35,151.40

ACCESS	Contract	England and Wales
24 month ratio of assessments to patient IDs	1.14	1.09

ACTIVITY	Contract
Contract assess and fit appliances (case starts) as a percentage of Area Team case starts	2.2 %

Cumulative percentage of contracted UOA delivered 2018 & 2019



Month	Adjusted Scheduled Activity (UOA)		
	2017	2018	2019
April	29	24	0
May	101	29	84
June	207	71	361
July	207	316	
August	387	467	
September	417	530	
October	491	637	
November	527	769	
December	679	812	
January	833	927	
February	943	1,036	
March	1,091	1,103	
April	1,114	1,128	
May	1,115	1,129	
June	1,116	1,129	

#### QUANTITY METRICS (rolling 12 month period)

	Contract Quantity	Contract Base Number	Contract *	Local Health Board	Wales
% of all assessments that were assess and fit appliances (case starts)	67	114	58.8%	67.5%	59.1%
% of all assessments that were assess and refuse	21	114	18.4%	12.4%	10.7%
% of all assessments that were assess and review	26	114	22.8%	20.1%	30.2%
% of case starts with a reported IOTN of 3 and Aesthetic Component of 5 or below	0	67	<i>N/A</i>	0.1%	0.1%
% of case starts with a reported IOTN of 3 and Aesthetic Component of 6 or above	14	67	20.9%	2.8%	2.8%
% of case starts with a reported IOTN of 4	40	67	59.7%	80.7%	76.1%
% of case starts with a reported IOTN of 5	13	67	19.4%	15.6%	17.5%
% of concluded courses in receipt of dual-arch fixed appliances	32	43	74.4%	69.2%	63.5%
% of concluded courses where treatment was abandoned or discontinued	8	43	18.6%	4.5%	7.4%
% of patients satisfied with the treatment they have received	11	12	91.7%	96.8%	96.1%

\* Figures in italics indicate that the base number is less than 100.

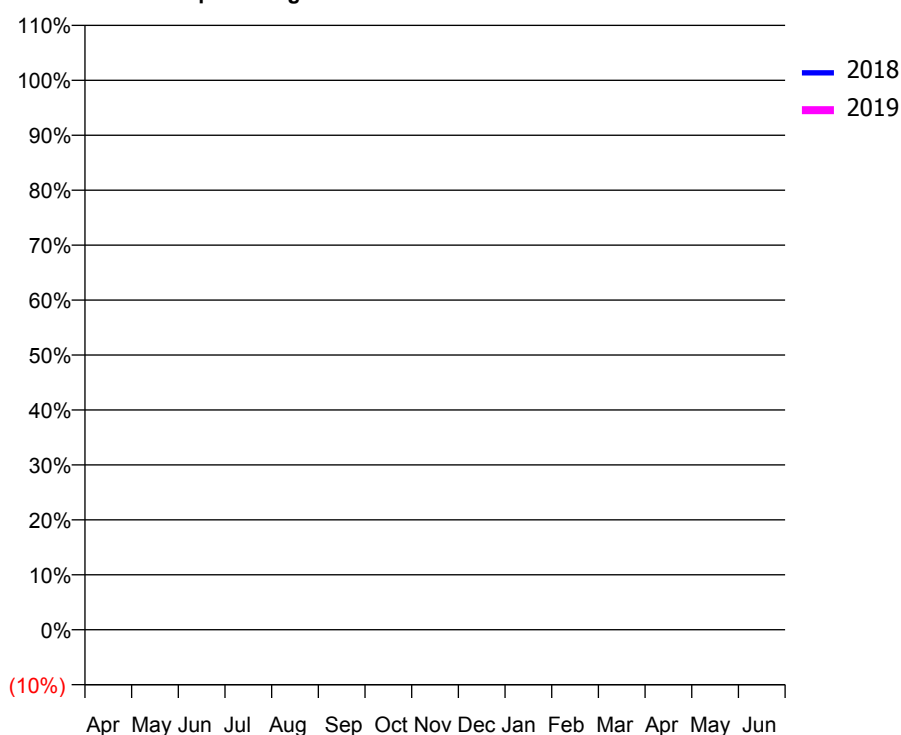
### 7A4 - Vital Signs Orthodontic At a Glance Contract Report for 154245/0001 - June 2018

Name or company name	Restore Dental Group	18/19 Contracted general activity (UDA)	25,220
Contract type name	GDS Contract	Carry forward general activity (UDA)	0
Purpose of contract	General	18/19 Contracted orthodontic activity (UOA)	0
Contract start date	01/04/2013	Carry forward orthodontic activity (UOA)	0
Contract end date		Baseline contract value	£574,252.43

ACCESS	Contract	England and Wales
24 month ratio of assessments to patient IDs	1.00	1.09

ACTIVITY	Contract
Contract assess and fit appliances (case starts) as a percentage of Area Team case starts	0.0 %

Cumulative percentage of contracted UOA delivered 2018 & 2019



Month	Adjusted Scheduled Activity (UOA)		
	2017	2018	2019
April	0	0	0
May	0	0	0
June	0	0	1
July	0	0	
August	0	0	
September	0	0	
October	0	0	
November	0	0	
December	0	0	
January	0	0	
February	0	0	
March	0	0	
April	0	0	
May	0	0	
June	0	0	

#### QUANTITY METRICS (rolling 12 month period)

	Contract Quantity	Contract Base Number	Contract *	Local Health Board	Wales
% of all assessments that were assess and fit appliances (case starts)	0	1	0.0%	67.5%	59.1%
% of all assessments that were assess and refuse	0	1	0.0%	12.4%	10.7%
% of all assessments that were assess and review	1	1	100.0%	20.1%	30.2%
% of case starts with a reported IOTN of 3 and Aesthetic Component of 5 or below	0	0	N/A	0.1%	0.1%
% of case starts with a reported IOTN of 3 and Aesthetic Component of 6 or above	0	0	N/A	2.8%	2.8%
% of case starts with a reported IOTN of 4	0	0	N/A	80.7%	76.1%
% of case starts with a reported IOTN of 5	0	0	N/A	15.6%	17.5%
% of concluded courses in receipt of dual-arch fixed appliances	0	0	N/A	69.2%	63.5%
% of concluded courses where treatment was abandoned or discontinued	0	0	N/A	4.5%	7.4%
% of patients satisfied with the treatment they have received	0	0	N/A	96.8%	96.1%

\* Figures in italics indicate that the base number is less than 100.

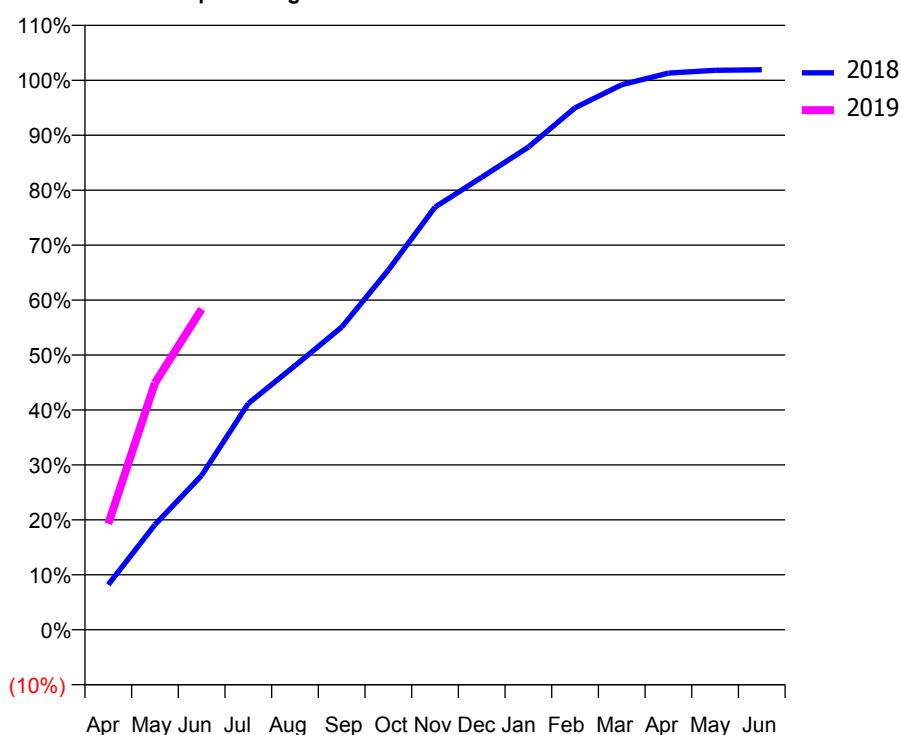
### 7A4 - Vital Signs Orthodontic At a Glance Contract Report for 166332/0001 - June 2018

Name or company name	Cathedral Orthodontics Ltd	18/19 Contracted general activity (UDA)	0
Contract type name	PDS Contract	Carry forward general activity (UDA)	0
Purpose of contract	Orthodontic	18/19 Contracted orthodontic activity (UOA)	10,777
Contract start date	01/11/2010	Carry forward orthodontic activity (UOA)	0
Contract end date	30/09/2018	Baseline contract value	£727,278.71

ACCESS	Contract	England and Wales
24 month ratio of assessments to patient IDs	1.10	1.09

ACTIVITY	Contract
Contract assess and fit appliances (case starts) as a percentage of Area Team case starts	35.1 %

Cumulative percentage of contracted UOA delivered 2018 & 2019



Month	Adjusted Scheduled Activity (UOA)		
	2017	2018	2019
April	2,424	1,769	2,080
May	4,625	4,122	4,843
June	6,177	6,054	6,291
July	8,275	8,879	
August	10,091	10,361	
September	12,352	11,869	
October	13,884	14,110	
November	16,406	16,577	
December	17,822	17,749	
January	19,810	18,930	
February	20,867	20,472	
March	21,821	21,379	
April	21,966	21,832	
May	21,992	21,945	
June	21,992	21,966	

#### QUANTITY METRICS (rolling 12 month period)

	Contract Quantity	Contract Base Number	Contract *	Local Health Board	Wales
% of all assessments that were assess and fit appliances (case starts)	1,055	1,750	60.3%	67.5%	59.1%
% of all assessments that were assess and refuse	245	1,750	14.0%	12.4%	10.7%
% of all assessments that were assess and review	450	1,750	25.7%	20.1%	30.2%
% of case starts with a reported IOTN of 3 and Aesthetic Component of 5 or below	2	1,055	0.2%	0.1%	0.1%
% of case starts with a reported IOTN of 3 and Aesthetic Component of 6 or above	56	1,055	5.3%	2.8%	2.8%
% of case starts with a reported IOTN of 4	805	1,055	76.3%	80.7%	76.1%
% of case starts with a reported IOTN of 5	176	1,055	16.7%	15.6%	17.5%
% of concluded courses in receipt of dual-arch fixed appliances	779	870	89.5%	69.2%	63.5%
% of concluded courses where treatment was abandoned or discontinued	55	870	6.3%	4.5%	7.4%
% of patients satisfied with the treatment they have received	111	114	97.4%	96.8%	96.1%

\* Figures in italics indicate that the base number is less than 100.

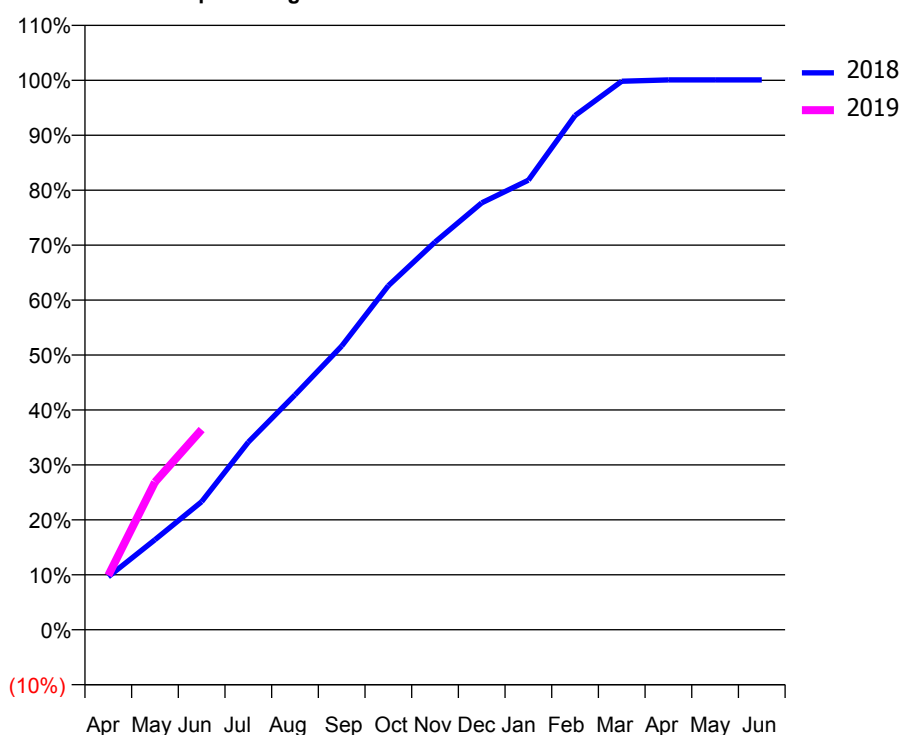
### 7A4 - Vital Signs Orthodontic At a Glance Contract Report for 176710/0004 - June 2018

Name or company name	Q Dental Care Limited	18/19 Contracted general activity (UDA)	0
Contract type name	PDS Contract	Carry forward general activity (UDA)	0
Purpose of contract	Orthodontic	18/19 Contracted orthodontic activity (UOA)	9,089
Contract start date	01/04/2011	Carry forward orthodontic activity (UOA)	0
Contract end date	30/09/2018	Baseline contract value	£614,521.17

ACCESS	Contract	England and Wales
24 month ratio of assessments to patient IDs	1.04	1.09

ACTIVITY	Contract
Contract assess and fit appliances (case starts) as a percentage of Area Team case starts	27.5 %

Cumulative percentage of contracted UOA delivered 2018 & 2019



Month	Adjusted Scheduled Activity (UOA)		
	2017	2018	2019
April	2,408	1,755	898
May	4,319	2,978	2,443
June	5,767	4,235	3,312
July	7,655	6,207	
August	9,322	7,771	
September	10,842	9,386	
October	12,505	11,384	
November	14,302	12,827	
December	15,674	14,121	
January	16,640	14,872	
February	18,285	17,012	
March	18,830	18,146	
April	18,907	18,189	
May	18,907	18,189	
June	18,907	18,189	

#### QUANTITY METRICS (rolling 12 month period)

	Contract Quantity	Contract Base Number	Contract *	Local Health Board	Wales
% of all assessments that were assess and fit appliances (case starts)	828	1,091	75.9%	67.5%	59.1%
% of all assessments that were assess and refuse	76	1,091	7.0%	12.4%	10.7%
% of all assessments that were assess and review	187	1,091	17.1%	20.1%	30.2%
% of case starts with a reported IOTN of 3 and Aesthetic Component of 5 or below	0	828	N/A	0.1%	0.1%
% of case starts with a reported IOTN of 3 and Aesthetic Component of 6 or above	6	828	0.7%	2.8%	2.8%
% of case starts with a reported IOTN of 4	708	828	85.5%	80.7%	76.1%
% of case starts with a reported IOTN of 5	108	828	13.0%	15.6%	17.5%
% of concluded courses in receipt of dual-arch fixed appliances	702	764	91.9%	69.2%	63.5%
% of concluded courses where treatment was abandoned or discontinued	25	764	3.3%	4.5%	7.4%
% of patients satisfied with the treatment they have received	102	106	96.2%	96.8%	96.1%

\* Figures in italics indicate that the base number is less than 100.

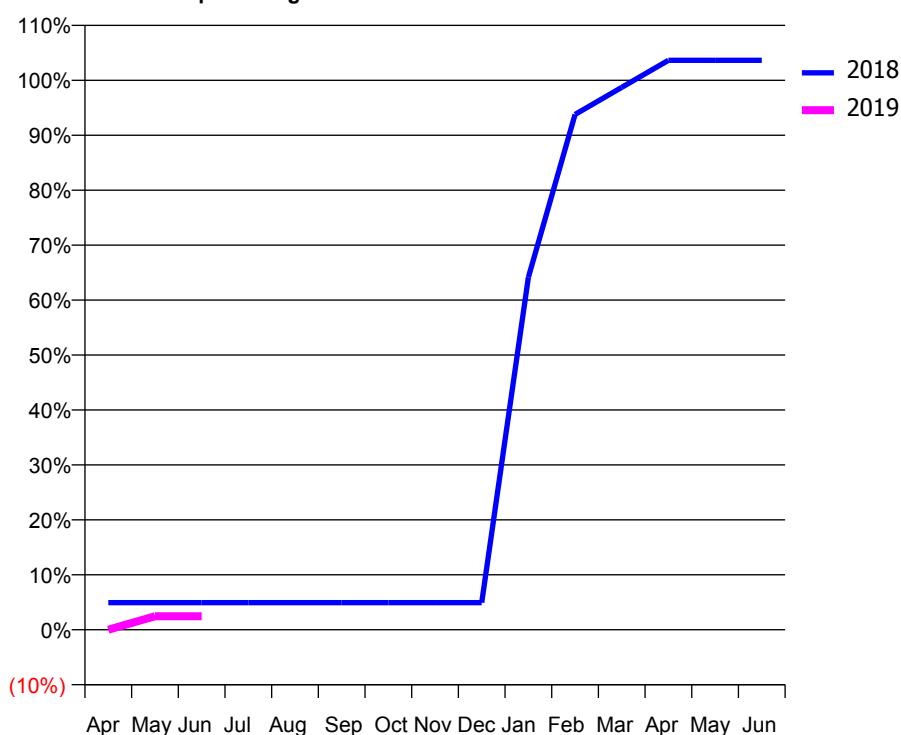
### 7A4 - Vital Signs Orthodontic At a Glance Contract Report for 190195/0017 - June 2018

Name or company name	Xeon Smiles UK Ltd	18/19 Contracted general activity (UDA)	31,000
Contract type name	GDS Contract	Carry forward general activity (UDA)	0
Purpose of contract	General and Orthodontic	18/19 Contracted orthodontic activity (UOA)	851
Contract start date	01/04/2012	Carry forward orthodontic activity (UOA)	0
Contract end date		Baseline contract value	£807,957.96

ACCESS	Contract	England and Wales
24 month ratio of assessments to patient IDs	1.05	1.09

ACTIVITY	Contract
Contract assess and fit appliances (case starts) as a percentage of Area Team case starts	1.4 %

Cumulative percentage of contracted UOA delivered 2018 & 2019



Month	Adjusted Scheduled Activity (UOA)		
	2017	2018	2019
April	40	42	0
May	86	42	21
June	86	42	21
July	303	42	
August	303	42	
September	453	42	
October	453	42	
November	453	42	
December	496	42	
January	622	546	
February	643	798	
March	643	840	
April	917	882	
May	917	882	
June	917	882	

#### QUANTITY METRICS (rolling 12 month period)

	Contract Quantity	Contract Base Number	Contract *	Local Health Board	Wales
% of all assessments that were assess and fit appliances (case starts)	41	41	100.0%	67.5%	59.1%
% of all assessments that were assess and refuse	0	41	0.0%	12.4%	10.7%
% of all assessments that were assess and review	0	41	0.0%	20.1%	30.2%
% of case starts with a reported IOTN of 3 and Aesthetic Component of 5 or below	0	41	N/A	0.1%	0.1%
% of case starts with a reported IOTN of 3 and Aesthetic Component of 6 or above	2	41	4.9%	2.8%	2.8%
% of case starts with a reported IOTN of 4	33	41	80.5%	80.7%	76.1%
% of case starts with a reported IOTN of 5	6	41	14.6%	15.6%	17.5%
% of concluded courses in receipt of dual-arch fixed appliances	0	3	N/A	69.2%	63.5%
% of concluded courses where treatment was abandoned or discontinued	1	3	33.3%	4.5%	7.4%
% of patients satisfied with the treatment they have received	8	9	88.9%	96.8%	96.1%

\* Figures in italics indicate that the base number is less than 100.

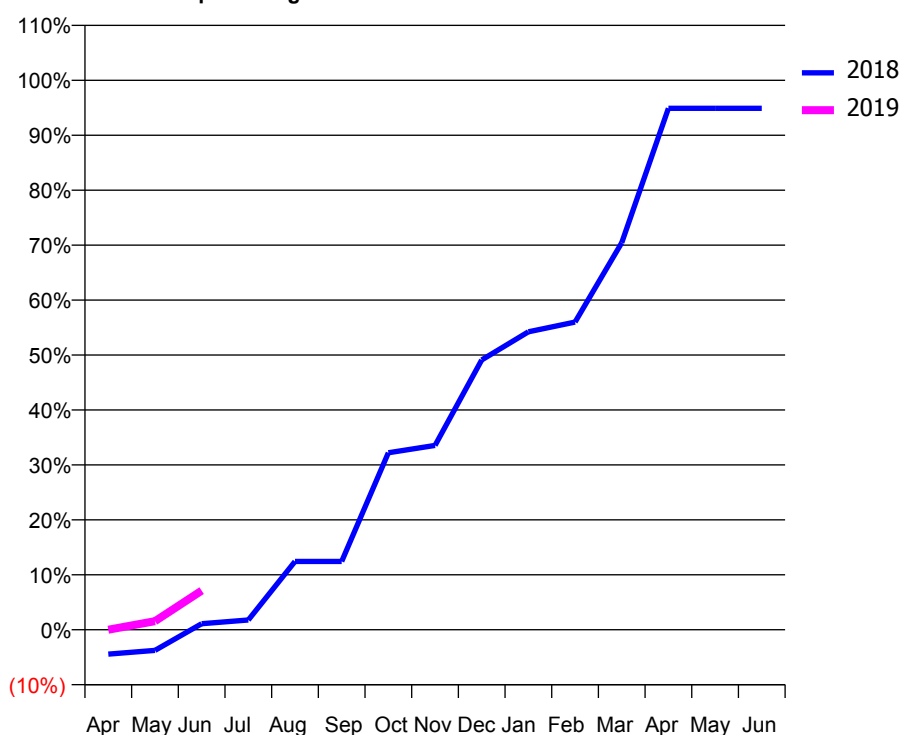
### 7A4 - Vital Signs Orthodontic At a Glance Contract Report for 190225/0001 - June 2018

Name or company name	Bay House Dental Practice Ltd	18/19 Contracted general activity (UDA)	2,544
Contract type name	GDS Contract	Carry forward general activity (UDA)	0
Purpose of contract	General and Orthodontic	18/19 Contracted orthodontic activity (UOA)	450
Contract start date	01/04/2011	Carry forward orthodontic activity (UOA)	0
Contract end date		Baseline contract value	£103,821.41

ACCESS	Contract	England and Wales
24 month ratio of assessments to patient IDs	1.15	1.09

ACTIVITY	Contract
Contract assess and fit appliances (case starts) as a percentage of Area Team case starts	0.7 %

Cumulative percentage of contracted UOA delivered 2018 & 2019



Month	Adjusted Scheduled Activity (UOA)		
	2017	2018	2019
April	-3	-20	0
May	39	-17	7
June	62	5	32
July	83	8	
August	83	56	
September	189	56	
October	189	145	
November	189	151	
December	212	221	
January	336	244	
February	340	252	
March	364	317	
April	428	427	
May	428	427	
June	428	427	

#### QUANTITY METRICS (rolling 12 month period)

	Contract Quantity	Contract Base Number	Contract *	Local Health Board	Wales
% of all assessments that were assess and fit appliances (case starts)	21	68	30.9%	67.5%	59.1%
% of all assessments that were assess and refuse	12	68	17.6%	12.4%	10.7%
% of all assessments that were assess and review	35	68	51.5%	20.1%	30.2%
% of case starts with a reported IOTN of 3 and Aesthetic Component of 5 or below	0	21	<i>N/A</i>	0.1%	0.1%
% of case starts with a reported IOTN of 3 and Aesthetic Component of 6 or above	6	21	28.6%	2.8%	2.8%
% of case starts with a reported IOTN of 4	12	21	57.1%	80.7%	76.1%
% of case starts with a reported IOTN of 5	3	21	14.3%	15.6%	17.5%
% of concluded courses in receipt of dual-arch fixed appliances	37	44	84.1%	69.2%	63.5%
% of concluded courses where treatment was abandoned or discontinued	1	44	2.3%	4.5%	7.4%
% of patients satisfied with the treatment they have received	4	4	100.0%	96.8%	96.1%

\* Figures in italics indicate that the base number is less than 100.



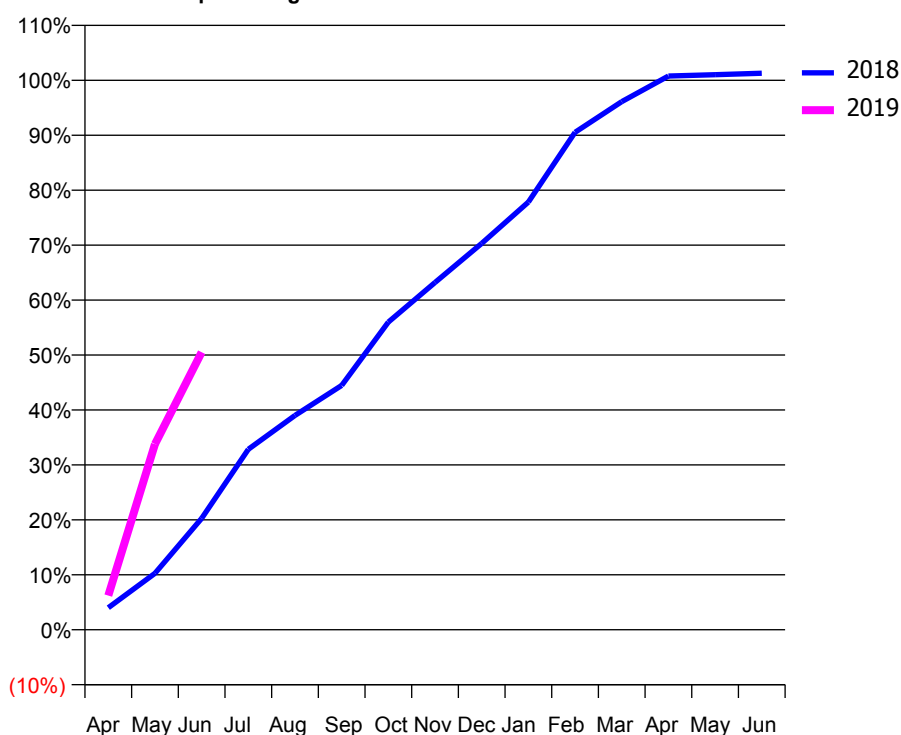
### 7A4 - Vital Signs Orthodontic At a Glance Contract Report for 190500/0001 - June 2018

Name or company name	Ffynnon Aur Limited	18/19 Contracted general activity (UDA)	0
Contract type name	PDS Contract	Carry forward general activity (UDA)	0
Purpose of contract	Orthodontic	18/19 Contracted orthodontic activity (UOA)	4,125
Contract start date	01/09/2012	Carry forward orthodontic activity (UOA)	0
Contract end date	30/09/2018	Baseline contract value	£278,488.12

ACCESS	Contract	England and Wales
24 month ratio of assessments to patient IDs	1.03	1.09

ACTIVITY	Contract
Contract assess and fit appliances (case starts) as a percentage of Area Team case starts	13.9 %

Cumulative percentage of contracted UOA delivered 2018 & 2019



Month	Adjusted Scheduled Activity (UOA)		
	2017	2018	2019
April	295	332	257
May	940	847	1,394
June	1,477	1,672	2,084
July	2,246	2,710	
August	2,594	3,218	
September	3,005	3,668	
October	4,074	4,619	
November	4,908	5,213	
December	5,795	5,801	
January	6,159	6,420	
February	7,269	7,468	
March	7,829	7,928	
April	8,383	8,312	
May	8,387	8,333	
June	8,387	8,354	

#### QUANTITY METRICS (rolling 12 month period)

	Contract Quantity	Contract Base Number	Contract *	Local Health Board	Wales
% of all assessments that were assess and fit appliances (case starts)	417	528	79.0%	67.5%	59.1%
% of all assessments that were assess and refuse	41	528	7.8%	12.4%	10.7%
% of all assessments that were assess and review	70	528	13.3%	20.1%	30.2%
% of case starts with a reported IOTN of 3 and Aesthetic Component of 5 or below	0	417	N/A	0.1%	0.1%
% of case starts with a reported IOTN of 3 and Aesthetic Component of 6 or above	1	417	0.2%	2.8%	2.8%
% of case starts with a reported IOTN of 4	387	417	92.8%	80.7%	76.1%
% of case starts with a reported IOTN of 5	28	417	6.7%	15.6%	17.5%
% of concluded courses in receipt of dual-arch fixed appliances	224	314	71.3%	69.2%	63.5%
% of concluded courses where treatment was abandoned or discontinued	6	314	1.9%	4.5%	7.4%
% of patients satisfied with the treatment they have received	49	51	96.1%	96.8%	96.1%

\* Figures in italics indicate that the base number is less than 100.

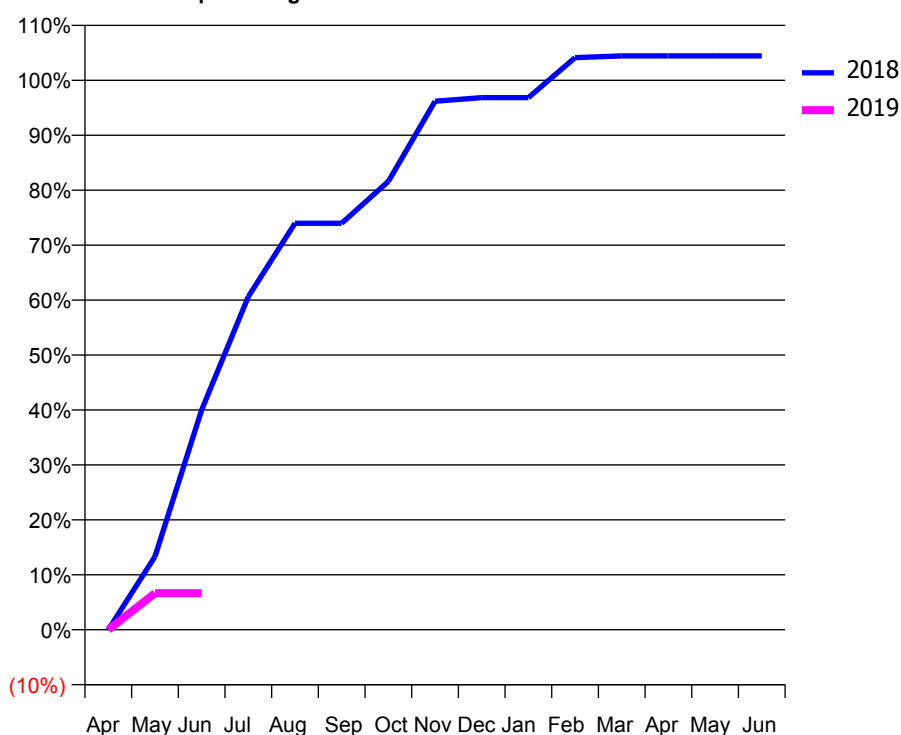
### 7A4 - Vital Signs Orthodontic At a Glance Contract Report for 840580/0001 - June 2018

Name or company name	MR OB JOYNSON	18/19 Contracted general activity (UDA)	28,724
Contract type name	GDS Contract	Carry forward general activity (UDA)	0
Purpose of contract	General and Orthodontic	18/19 Contracted orthodontic activity (UOA)	315
Contract start date	01/04/2006	Carry forward orthodontic activity (UOA)	0
Contract end date		Baseline contract value	£657,600.05

ACCESS	Contract	England and Wales
24 month ratio of assessments to patient IDs	1.08	1.09

ACTIVITY	Contract
Contract assess and fit appliances (case starts) as a percentage of Area Team case starts	0.3 %

Cumulative percentage of contracted UOA delivered 2018 & 2019



Month	Adjusted Scheduled Activity (UOA)		
	2017	2018	2019
April	32	0	0
May	160	42	21
June	182	126	21
July	271	191	
August	272	233	
September	279	233	
October	285	257	
November	285	303	
December	286	305	
January	287	305	
February	289	328	
March	291	329	
April	315	329	
May	315	329	
June	315	329	

#### QUANTITY METRICS (rolling 12 month period)

	Contract Quantity	Contract Base Number	Contract *	Local Health Board	Wales
% of all assessments that were assess and fit appliances (case starts)	10	24	41.7%	67.5%	59.1%
% of all assessments that were assess and refuse	2	24	8.3%	12.4%	10.7%
% of all assessments that were assess and review	12	24	50.0%	20.1%	30.2%
% of case starts with a reported IOTN of 3 and Aesthetic Component of 5 or below	0	10	N/A	0.1%	0.1%
% of case starts with a reported IOTN of 3 and Aesthetic Component of 6 or above	0	10	N/A	2.8%	2.8%
% of case starts with a reported IOTN of 4	6	10	60.0%	80.7%	76.1%
% of case starts with a reported IOTN of 5	4	10	40.0%	15.6%	17.5%
% of concluded courses in receipt of dual-arch fixed appliances	4	5	80.0%	69.2%	63.5%
% of concluded courses where treatment was abandoned or discontinued	1	5	20.0%	4.5%	7.4%
% of patients satisfied with the treatment they have received	1	1	100.0%	96.8%	96.1%

\* Figures in italics indicate that the base number is less than 100.

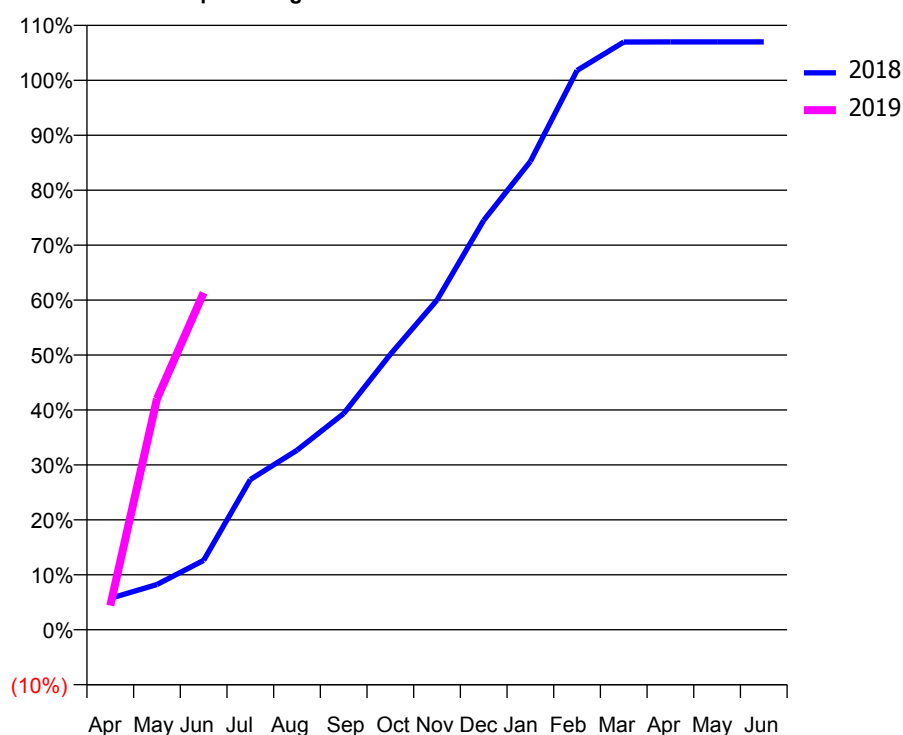
### 7A4 - Vital Signs Orthodontic At a Glance Contract Report for 927791/0001 - June 2018

Name or company name	MRS JL ROY	18/19 Contracted general activity (UDA)	0
Contract type name	PDS Contract	Carry forward general activity (UDA)	0
Purpose of contract	Orthodontic	18/19 Contracted orthodontic activity (UOA)	1,655
Contract start date	01/04/2006	Carry forward orthodontic activity (UOA)	0
Contract end date	30/09/2018	Baseline contract value	£111,758.02

ACCESS	Contract	England and Wales
24 month ratio of assessments to patient IDs	1.02	1.09

ACTIVITY	Contract
Contract assess and fit appliances (case starts) as a percentage of Area Team case starts	6.5 %

Cumulative percentage of contracted UOA delivered 2018 & 2019



Month	Adjusted Scheduled Activity (UOA)		
	2017	2018	2019
April	275	189	73
May	360	273	696
June	470	418	1,015
July	586	905	
August	744	1,081	
September	1,194	1,302	
October	1,607	1,659	
November	1,872	1,986	
December	2,269	2,466	
January	2,572	2,821	
February	3,086	3,369	
March	3,468	3,540	
April	3,533	3,541	
May	3,533	3,541	
June	3,533	3,541	

#### QUANTITY METRICS (rolling 12 month period)

	Contract Quantity	Contract Base Number	Contract *	Local Health Board	Wales
% of all assessments that were assess and fit appliances (case starts)	196	335	58.5%	67.5%	59.1%
% of all assessments that were assess and refuse	61	335	18.2%	12.4%	10.7%
% of all assessments that were assess and review	78	335	23.3%	20.1%	30.2%
% of case starts with a reported IOTN of 3 and Aesthetic Component of 5 or below	0	196	N/A	0.1%	0.1%
% of case starts with a reported IOTN of 3 and Aesthetic Component of 6 or above	0	196	N/A	2.8%	2.8%
% of case starts with a reported IOTN of 4	164	196	83.7%	80.7%	76.1%
% of case starts with a reported IOTN of 5	32	196	16.3%	15.6%	17.5%
% of concluded courses in receipt of dual-arch fixed appliances	1	137	0.7%	69.2%	63.5%
% of concluded courses where treatment was abandoned or discontinued	5	137	3.6%	4.5%	7.4%
% of patients satisfied with the treatment they have received	31	32	96.9%	96.8%	96.1%

\* Figures in italics indicate that the base number is less than 100.

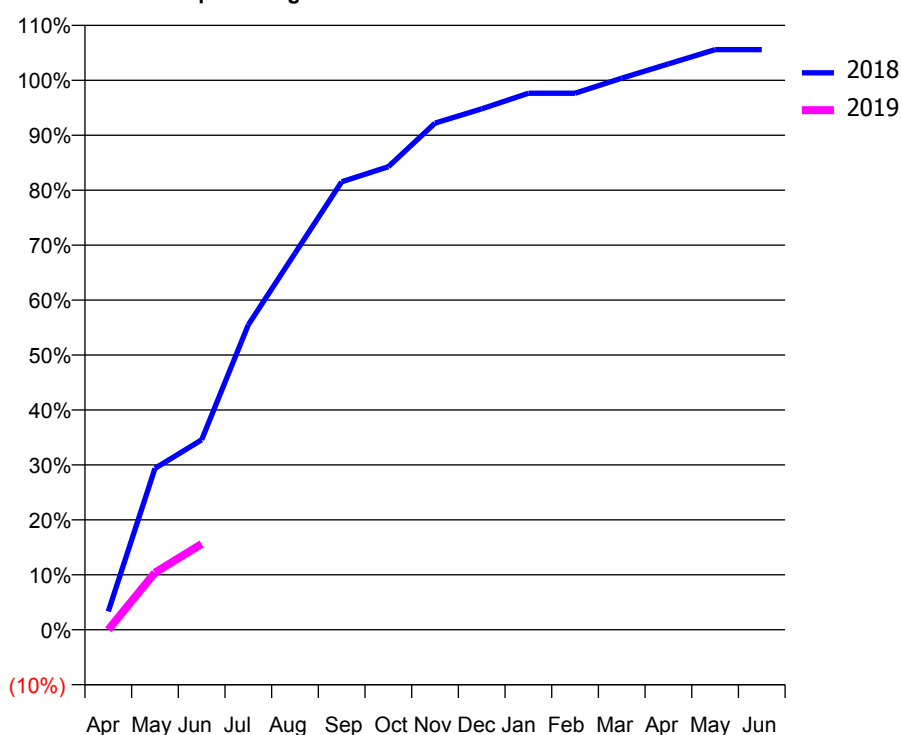
### 7A5 - Vital Signs Orthodontic At a Glance Contract Report for 171727/0001 - June 2018

Name or company name	Northrose Ltd	18/19 Contracted general activity (UDA)	0
Contract type name	PDS Contract	Carry forward general activity (UDA)	0
Purpose of contract	Orthodontic	18/19 Contracted orthodontic activity (UOA)	807
Contract start date	01/04/2014	Carry forward orthodontic activity (UOA)	0
Contract end date	31/03/2019	Baseline contract value	£53,240.04

ACCESS	Contract	England and Wales
24 month ratio of assessments to patient IDs	1.04	1.09

ACTIVITY	Contract
Contract assess and fit appliances (case starts) as a percentage of Area Team case starts	39.8 %

Cumulative percentage of contracted UOA delivered 2018 & 2019



Month	Adjusted Scheduled Activity (UOA)		
	2017	2018	2019
April	18	27	0
May	18	237	84
June	82	279	126
July	124	448	
August	211	553	
September	338	658	
October	380	680	
November	422	744	
December	576	765	
January	645	788	
February	687	788	
March	792	810	
April	792	831	
May	813	852	
June	834	852	

#### QUANTITY METRICS (rolling 12 month period)

	Contract Quantity	Contract Base Number	Contract *	Local Health Board	Wales
% of all assessments that were assess and fit appliances (case starts)	33	39	84.6%	93.3%	59.1%
% of all assessments that were assess and refuse	3	39	7.7%	3.4%	10.7%
% of all assessments that were assess and review	3	39	7.7%	3.4%	30.2%
% of case starts with a reported IOTN of 3 and Aesthetic Component of 5 or below	0	33	N/A	0.0%	0.1%
% of case starts with a reported IOTN of 3 and Aesthetic Component of 6 or above	0	33	N/A	0.0%	2.8%
% of case starts with a reported IOTN of 4	27	33	81.8%	91.6%	76.1%
% of case starts with a reported IOTN of 5	4	33	12.1%	4.8%	17.5%
% of concluded courses in receipt of dual-arch fixed appliances	33	37	89.2%	87.9%	63.5%
% of concluded courses where treatment was abandoned or discontinued	4	37	10.8%	6.9%	7.4%
% of patients satisfied with the treatment they have received	2	2	100.0%	100.0%	96.1%

\* Figures in italics indicate that the base number is less than 100.

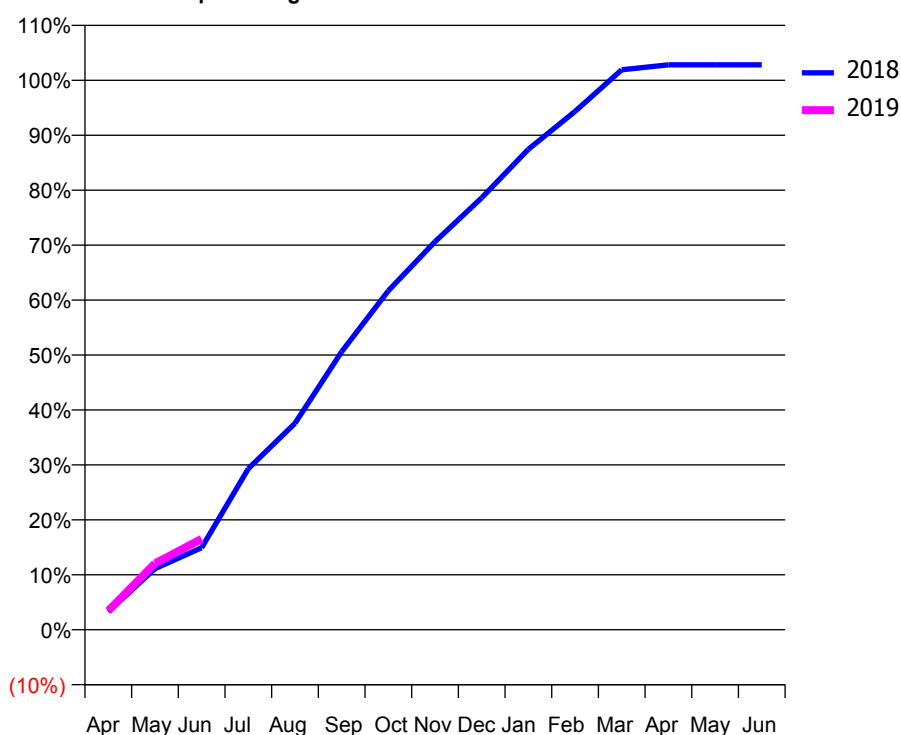
### 7A6 - Vital Signs Orthodontic At a Glance Contract Report for 162280/0005 - June 2018

Name or company name	Newport Orthodontics Ltd	18/19 Contracted general activity (UDA)	0
Contract type name	PDS Contract	Carry forward general activity (UDA)	0
Purpose of contract	Orthodontic	18/19 Contracted orthodontic activity (UOA)	12,639
Contract start date	01/06/2012	Carry forward orthodontic activity (UOA)	0
Contract end date	31/03/2019	Baseline contract value	£856,167.87

ACCESS	Contract	England and Wales
24 month ratio of assessments to patient IDs	1.05	1.09

ACTIVITY	Contract
Contract assess and fit appliances (case starts) as a percentage of Area Team case starts	41.9 %

Cumulative percentage of contracted UOA delivered 2018 & 2019



Month	Adjusted Scheduled Activity (UOA)		
	2017	2018	2019
April	462	443	436
May	902	1,502	1,527
June	1,583	2,018	2,089
July	1,583	3,961	
August	4,318	5,075	
September	5,362	6,834	
October	6,045	8,332	
November	6,681	9,538	
December	7,745	10,616	
January	7,811	11,808	
February	7,812	12,740	
March	7,875	13,760	
April	8,064	13,882	
May	8,064	13,882	
June	8,064	13,882	

#### QUANTITY METRICS (rolling 12 month period)

	Contract Quantity	Contract Base Number	Contract *	Local Health Board	Wales
% of all assessments that were assess and fit appliances (case starts)	657	893	73.6%	65.8%	59.1%
% of all assessments that were assess and refuse	67	893	7.5%	10.4%	10.7%
% of all assessments that were assess and review	169	893	18.9%	23.8%	30.2%
% of case starts with a reported IOTN of 3 and Aesthetic Component of 5 or below	5	657	0.8%	0.3%	0.1%
% of case starts with a reported IOTN of 3 and Aesthetic Component of 6 or above	24	657	3.7%	4.6%	2.8%
% of case starts with a reported IOTN of 4	472	657	71.8%	74.9%	76.1%
% of case starts with a reported IOTN of 5	114	657	17.4%	16.7%	17.5%
% of concluded courses in receipt of dual-arch fixed appliances	5	508	1.0%	29.9%	63.5%
% of concluded courses where treatment was abandoned or discontinued	49	508	9.6%	10.8%	7.4%
% of patients satisfied with the treatment they have received	60	63	95.2%	96.8%	96.1%

\* Figures in italics indicate that the base number is less than 100.

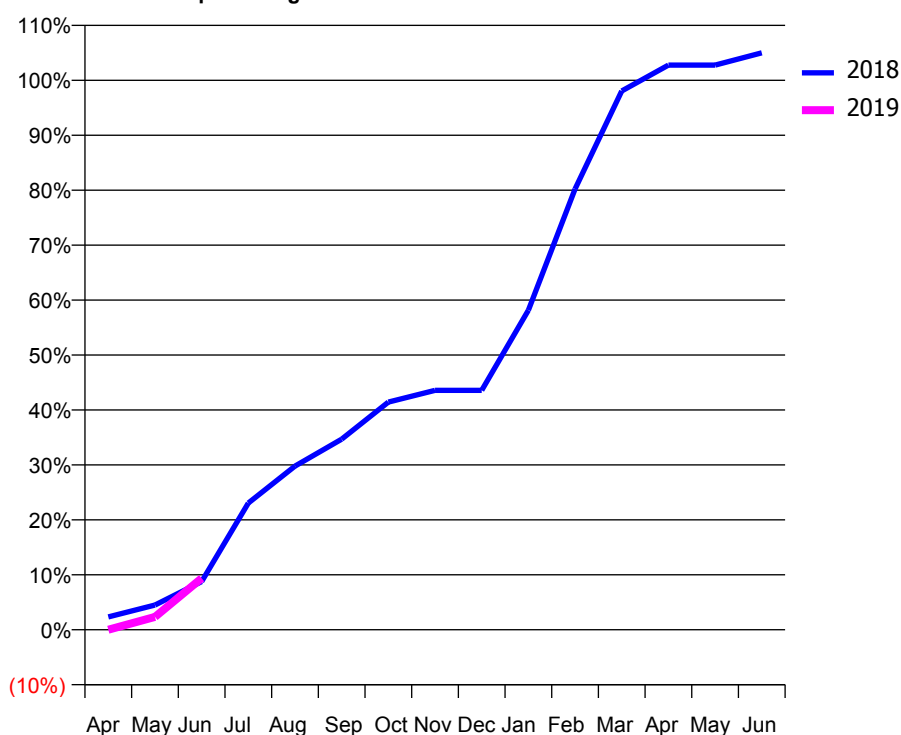
### 7A6 - Vital Signs Orthodontic At a Glance Contract Report for 183350/0002 - June 2018

Name or company name	Crosskeys Dental Practice Limited	18/19 Contracted general activity (UDA)	0
Contract type name	PDS Contract	Carry forward general activity (UDA)	0
Purpose of contract	Orthodontic	18/19 Contracted orthodontic activity (UOA)	896
Contract start date	01/06/2013	Carry forward orthodontic activity (UOA)	0
Contract end date	31/03/2019	Baseline contract value	£60,471.18

ACCESS	Contract	England and Wales
24 month ratio of assessments to patient IDs	1.03	1.09

ACTIVITY	Contract
Contract assess and fit appliances (case starts) as a percentage of Area Team case starts	2.9 %

Cumulative percentage of contracted UOA delivered 2018 & 2019



Month	Adjusted Scheduled Activity (UOA)		
	2017	2018	2019
April	45	23	0
May	73	44	21
June	125	86	84
July	147	226	
August	252	292	
September	337	340	
October	358	406	
November	508	427	
December	639	427	
January	726	570	
February	852	786	
March	897	961	
April	919	1,007	
May	919	1,007	
June	919	1,029	

#### QUANTITY METRICS (rolling 12 month period)

	Contract Quantity	Contract Base Number	Contract *	Local Health Board	Wales
% of all assessments that were assess and fit appliances (case starts)	45	127	35.4%	65.8%	59.1%
% of all assessments that were assess and refuse	62	127	48.8%	10.4%	10.7%
% of all assessments that were assess and review	20	127	15.7%	23.8%	30.2%
% of case starts with a reported IOTN of 3 and Aesthetic Component of 5 or below	0	45	<i>N/A</i>	0.3%	0.1%
% of case starts with a reported IOTN of 3 and Aesthetic Component of 6 or above	6	45	13.3%	4.6%	2.8%
% of case starts with a reported IOTN of 4	33	45	73.3%	74.9%	76.1%
% of case starts with a reported IOTN of 5	5	45	11.1%	16.7%	17.5%
% of concluded courses in receipt of dual-arch fixed appliances	26	36	72.2%	29.9%	63.5%
% of concluded courses where treatment was abandoned or discontinued	9	36	25.0%	10.8%	7.4%
% of patients satisfied with the treatment they have received	8	8	100.0%	96.8%	96.1%

\* Figures in italics indicate that the base number is less than 100.

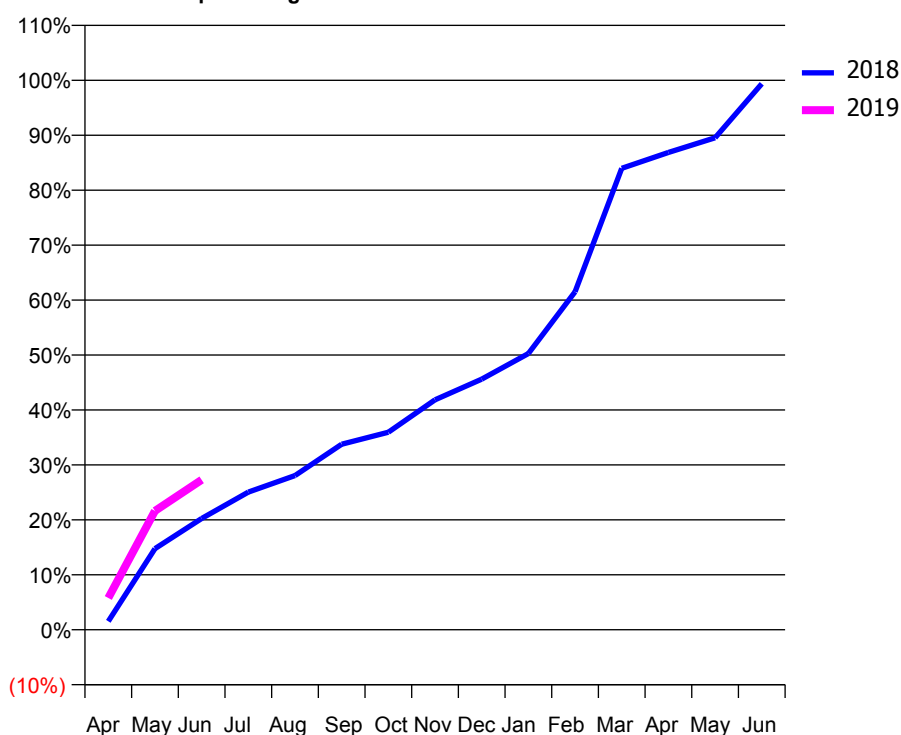
### 7A6 - Vital Signs Orthodontic At a Glance Contract Report for 183954/0001 - June 2018

Name or company name	Chepstow Orthodontics Limited	18/19 Contracted general activity (UDA)	0
Contract type name	PDS Contract	Carry forward general activity (UDA)	0
Purpose of contract	Orthodontic	18/19 Contracted orthodontic activity (UOA)	1,535
Contract start date	01/10/2009	Carry forward orthodontic activity (UOA)	0
Contract end date	31/03/2019	Baseline contract value	£103,913.55

ACCESS	Contract	England and Wales
24 month ratio of assessments to patient IDs	1.25	1.09

ACTIVITY	Contract
Contract assess and fit appliances (case starts) as a percentage of Area Team case starts	6.7 %

Cumulative percentage of contracted UOA delivered 2018 & 2019



Month	Adjusted Scheduled Activity (UOA)		
	2017	2018	2019
April	99	36	89
May	167	347	332
June	213	476	419
July	306	589	
August	333	660	
September	358	794	
October	509	845	
November	688	984	
December	923	1,072	
January	993	1,182	
February	1,354	1,446	
March	1,527	1,974	
April	1,529	2,042	
May	1,571	2,105	
June	1,571	2,336	

#### QUANTITY METRICS (rolling 12 month period)

	Contract Quantity	Contract Base Number	Contract *	Local Health Board	Wales
% of all assessments that were assess and fit appliances (case starts)	105	207	50.7%	65.8%	59.1%
% of all assessments that were assess and refuse	15	207	7.2%	10.4%	10.7%
% of all assessments that were assess and review	87	207	42.0%	23.8%	30.2%
% of case starts with a reported IOTN of 3 and Aesthetic Component of 5 or below	0	105	N/A	0.3%	0.1%
% of case starts with a reported IOTN of 3 and Aesthetic Component of 6 or above	9	105	8.6%	4.6%	2.8%
% of case starts with a reported IOTN of 4	83	105	79.0%	74.9%	76.1%
% of case starts with a reported IOTN of 5	13	105	12.4%	16.7%	17.5%
% of concluded courses in receipt of dual-arch fixed appliances	63	74	85.1%	29.9%	63.5%
% of concluded courses where treatment was abandoned or discontinued	6	74	8.1%	10.8%	7.4%
% of patients satisfied with the treatment they have received	15	15	100.0%	96.8%	96.1%

\* Figures in italics indicate that the base number is less than 100.

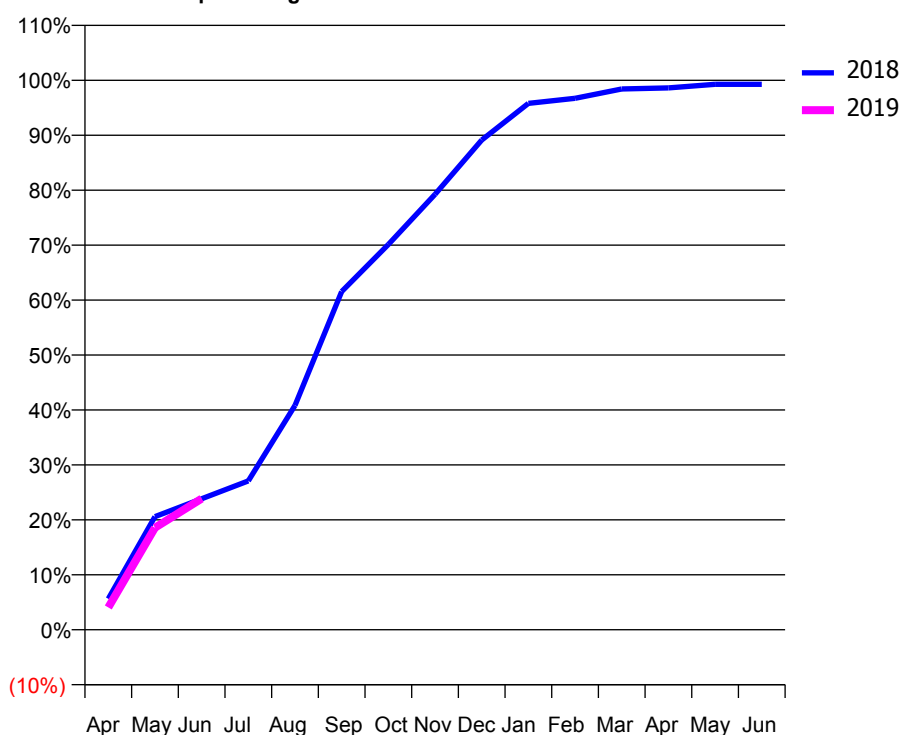
### 7A6 - Vital Signs Orthodontic At a Glance Contract Report for 183954/0002 - June 2018

Name or company name	Chepstow Orthodontics Limited	18/19 Contracted general activity (UDA)	0
Contract type name	PDS Contract	Carry forward general activity (UDA)	0
Purpose of contract	Orthodontic	18/19 Contracted orthodontic activity (UOA)	3,225
Contract start date	01/10/2009	Carry forward orthodontic activity (UOA)	0
Contract end date	31/03/2019	Baseline contract value	£218,319.99

ACCESS	Contract	England and Wales
24 month ratio of assessments to patient IDs	1.14	1.09

ACTIVITY	Contract
Contract assess and fit appliances (case starts) as a percentage of Area Team case starts	9.8 %

Cumulative percentage of contracted UOA delivered 2018 & 2019



Month	Adjusted Scheduled Activity (UOA)		
	2017	2018	2019
April	-47	185	131
May	-15	675	599
June	245	782	770
July	386	889	
August	550	1,339	
September	923	2,019	
October	1,569	2,300	
November	1,908	2,599	
December	2,126	2,923	
January	2,471	3,142	
February	2,959	3,172	
March	3,623	3,228	
April	3,751	3,234	
May	3,926	3,256	
June	3,926	3,256	

#### QUANTITY METRICS (rolling 12 month period)

	Contract Quantity	Contract Base Number	Contract *	Local Health Board	Wales
% of all assessments that were assess and fit appliances (case starts)	153	237	64.6%	65.8%	59.1%
% of all assessments that were assess and refuse	34	237	14.3%	10.4%	10.7%
% of all assessments that were assess and review	50	237	21.1%	23.8%	30.2%
% of case starts with a reported IOTN of 3 and Aesthetic Component of 5 or below	0	153	N/A	0.3%	0.1%
% of case starts with a reported IOTN of 3 and Aesthetic Component of 6 or above	7	153	4.6%	4.6%	2.8%
% of case starts with a reported IOTN of 4	113	153	73.9%	74.9%	76.1%
% of case starts with a reported IOTN of 5	32	153	20.9%	16.7%	17.5%
% of concluded courses in receipt of dual-arch fixed appliances	82	102	80.4%	29.9%	63.5%
% of concluded courses where treatment was abandoned or discontinued	13	102	12.7%	10.8%	7.4%
% of patients satisfied with the treatment they have received	17	18	94.4%	96.8%	96.1%

\* Figures in italics indicate that the base number is less than 100.



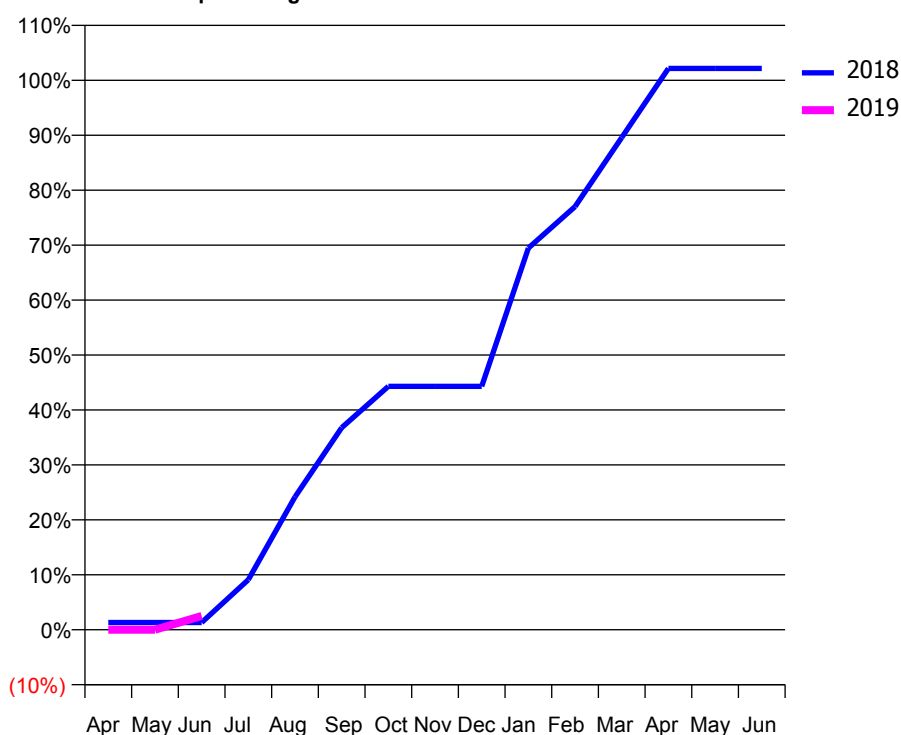
### 7A6 - Vital Signs Orthodontic At a Glance Contract Report for 190195/0013 - June 2018

Name or company name	Xeon Smiles UK Ltd	18/19 Contracted general activity (UDA)	0
Contract type name	PDS Contract	Carry forward general activity (UDA)	0
Purpose of contract	Orthodontic	18/19 Contracted orthodontic activity (UOA)	835
Contract start date	01/04/2012	Carry forward orthodontic activity (UOA)	0
Contract end date	31/03/2019	Baseline contract value	£56,356.55

ACCESS	Contract	England and Wales
24 month ratio of assessments to patient IDs	1.10	1.09

ACTIVITY	Contract
Contract assess and fit appliances (case starts) as a percentage of Area Team case starts	2.6 %

Cumulative percentage of contracted UOA delivered 2018 & 2019



Month	Adjusted Scheduled Activity (UOA)		
	2017	2018	2019
April	7	11	0
May	73	11	0
June	98	11	21
July	98	76	
August	98	202	
September	98	307	
October	195	370	
November	195	370	
December	384	370	
January	405	580	
February	405	643	
March	657	748	
April	846	853	
May	846	853	
June	846	853	

#### QUANTITY METRICS (rolling 12 month period)

	Contract Quantity	Contract Base Number	Contract *	Local Health Board	Wales
% of all assessments that were assess and fit appliances (case starts)	41	41	100.0%	65.8%	59.1%
% of all assessments that were assess and refuse	0	41	0.0%	10.4%	10.7%
% of all assessments that were assess and review	0	41	0.0%	23.8%	30.2%
% of case starts with a reported IOTN of 3 and Aesthetic Component of 5 or below	0	41	N/A	0.3%	0.1%
% of case starts with a reported IOTN of 3 and Aesthetic Component of 6 or above	1	41	2.4%	4.6%	2.8%
% of case starts with a reported IOTN of 4	38	41	92.7%	74.9%	76.1%
% of case starts with a reported IOTN of 5	2	41	4.9%	16.7%	17.5%
% of concluded courses in receipt of dual-arch fixed appliances	1	12	8.3%	29.9%	63.5%
% of concluded courses where treatment was abandoned or discontinued	0	12	0.0%	10.8%	7.4%
% of patients satisfied with the treatment they have received	2	2	100.0%	96.8%	96.1%

\* Figures in italics indicate that the base number is less than 100.

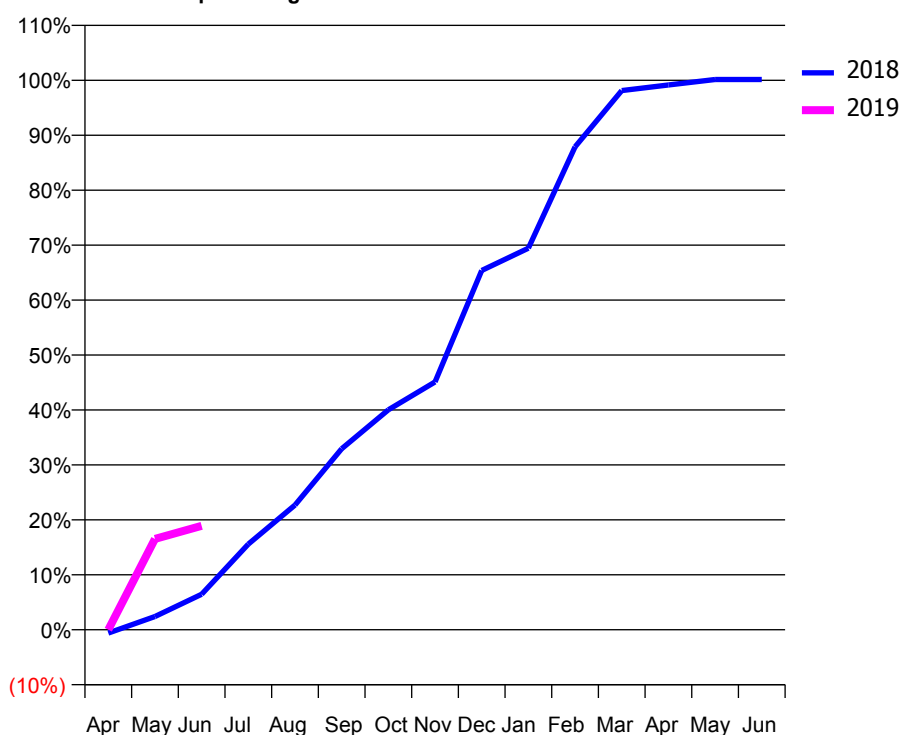
### 7A6 - Vital Signs Orthodontic At a Glance Contract Report for 190195/0018 - June 2018

Name or company name	Xeon Smiles UK Ltd	18/19 Contracted general activity (UDA)	0
Contract type name	PDS Contract	Carry forward general activity (UDA)	0
Purpose of contract	Orthodontic	18/19 Contracted orthodontic activity (UOA)	1,777
Contract start date	01/04/2012	Carry forward orthodontic activity (UOA)	0
Contract end date	31/03/2019	Baseline contract value	£120,210.33

ACCESS	Contract	England and Wales
24 month ratio of assessments to patient IDs	1.05	1.09

ACTIVITY	Contract
Contract assess and fit appliances (case starts) as a percentage of Area Team case starts	7.0 %

Cumulative percentage of contracted UOA delivered 2018 & 2019



Month	Adjusted Scheduled Activity (UOA)		
	2017	2018	2019
April	-13	-13	0
May	-13	50	294
June	169	134	336
July	301	323	
August	559	470	
September	605	682	
October	605	829	
November	626	934	
December	733	1,354	
January	1,027	1,438	
February	1,323	1,820	
March	1,722	2,032	
April	1,743	2,053	
May	1,743	2,074	
June	1,743	2,074	

#### QUANTITY METRICS (rolling 12 month period)

	Contract Quantity	Contract Base Number	Contract *	Local Health Board	Wales
% of all assessments that were assess and fit appliances (case starts)	110	110	100.0%	65.8%	59.1%
% of all assessments that were assess and refuse	0	110	0.0%	10.4%	10.7%
% of all assessments that were assess and review	0	110	0.0%	23.8%	30.2%
% of case starts with a reported IOTN of 3 and Aesthetic Component of 5 or below	0	110	N/A	0.3%	0.1%
% of case starts with a reported IOTN of 3 and Aesthetic Component of 6 or above	1	110	0.9%	4.6%	2.8%
% of case starts with a reported IOTN of 4	91	110	82.7%	74.9%	76.1%
% of case starts with a reported IOTN of 5	18	110	16.4%	16.7%	17.5%
% of concluded courses in receipt of dual-arch fixed appliances	0	4	N/A	29.9%	63.5%
% of concluded courses where treatment was abandoned or discontinued	0	4	0.0%	10.8%	7.4%
% of patients satisfied with the treatment they have received	8	8	100.0%	96.8%	96.1%

\* Figures in italics indicate that the base number is less than 100.

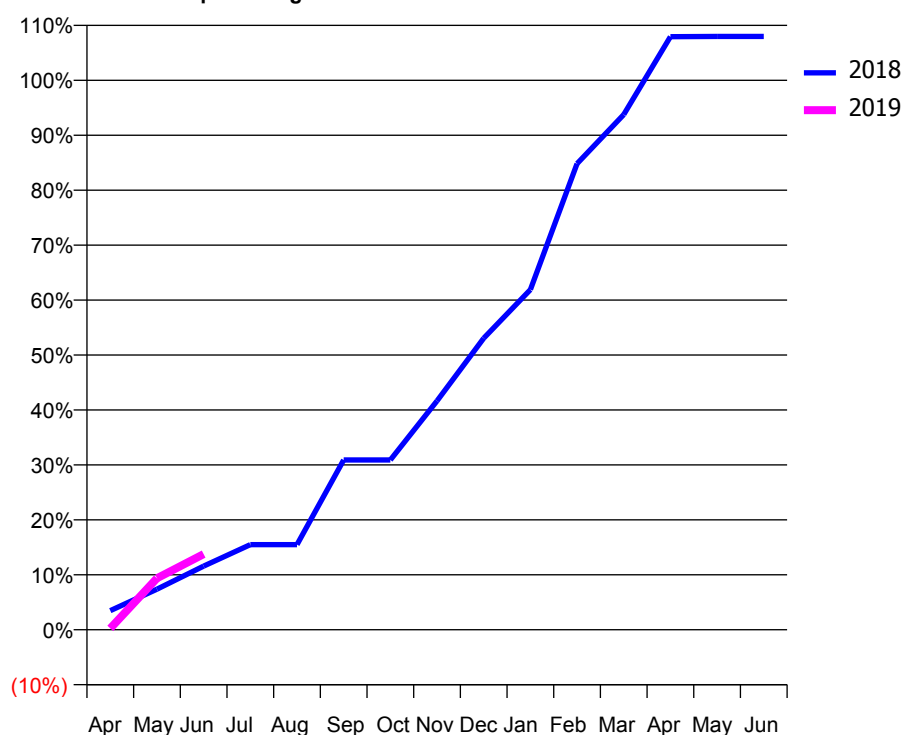
### 7A6 - Vital Signs Orthodontic At a Glance Contract Report for 192872/0001 - June 2018

Name or company name	Cathedral Orthodontics Ltd	18/19 Contracted general activity (UDA)	0
Contract type name	PDS Contract	Carry forward general activity (UDA)	0
Purpose of contract	Orthodontic	18/19 Contracted orthodontic activity (UOA)	1,162
Contract start date	01/04/2010	Carry forward orthodontic activity (UOA)	0
Contract end date	31/03/2019	Baseline contract value	£86,749.72

ACCESS	Contract	England and Wales
24 month ratio of assessments to patient IDs	1.05	1.09

ACTIVITY	Contract
Contract assess and fit appliances (case starts) as a percentage of Area Team case starts	5.2 %

Cumulative percentage of contracted UOA delivered 2018 & 2019



Month	Adjusted Scheduled Activity (UOA)		
	2017	2018	2019
April	10	58	3
May	10	123	109
June	10	193	160
July	10	258	
August	10	258	
September	537	515	
October	537	515	
November	537	694	
December	911	884	
January	911	1,031	
February	1,085	1,413	
March	1,171	1,562	
April	1,297	1,798	
May	1,297	1,799	
June	1,297	1,799	

#### QUANTITY METRICS (rolling 12 month period)

	Contract Quantity	Contract Base Number	Contract *	Local Health Board	Wales
% of all assessments that were assess and fit appliances (case starts)	82	128	64.1%	65.8%	59.1%
% of all assessments that were assess and refuse	15	128	11.7%	10.4%	10.7%
% of all assessments that were assess and review	31	128	24.2%	23.8%	30.2%
% of case starts with a reported IOTN of 3 and Aesthetic Component of 5 or below	0	82	<i>N/A</i>	0.3%	0.1%
% of case starts with a reported IOTN of 3 and Aesthetic Component of 6 or above	4	82	4.9%	4.6%	2.8%
% of case starts with a reported IOTN of 4	57	82	69.5%	74.9%	76.1%
% of case starts with a reported IOTN of 5	16	82	19.5%	16.7%	17.5%
% of concluded courses in receipt of dual-arch fixed appliances	47	55	85.5%	29.9%	63.5%
% of concluded courses where treatment was abandoned or discontinued	6	55	10.9%	10.8%	7.4%
% of patients satisfied with the treatment they have received	13	13	100.0%	96.8%	96.1%

\* Figures in italics indicate that the base number is less than 100.

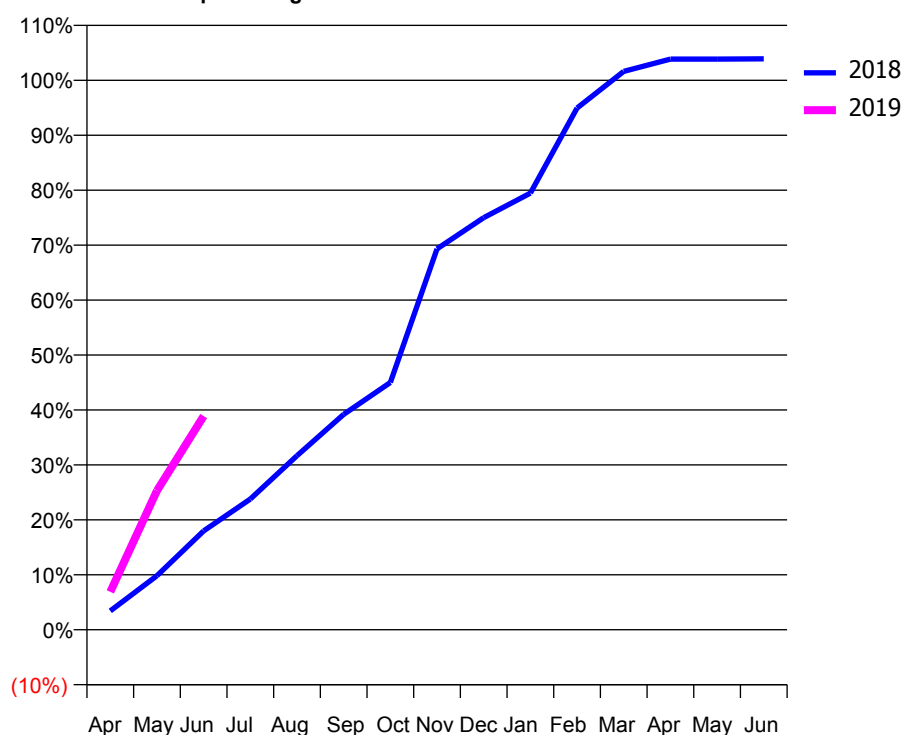
### 7A6 - Vital Signs Orthodontic At a Glance Contract Report for 194034/0001 - June 2018

Name or company name	Melin Ltd	18/19 Contracted general activity (UDA)	7,446
Contract type name	GDS Contract	Carry forward general activity (UDA)	0
Purpose of contract	General and Orthodontic	18/19 Contracted orthodontic activity (UOA)	1,579
Contract start date	01/03/2011	Carry forward orthodontic activity (UOA)	0
Contract end date		Baseline contract value	£265,835.87

ACCESS	Contract	England and Wales
24 month ratio of assessments to patient IDs	1.12	1.09

ACTIVITY	Contract
Contract assess and fit appliances (case starts) as a percentage of Area Team case starts	7.3 %

Cumulative percentage of contracted UOA delivered 2018 & 2019



Month	Adjusted Scheduled Activity (UOA)		
	2017	2018	2019
April	106	77	109
May	311	220	400
June	424	402	614
July	662	532	
August	854	708	
September	1,204	876	
October	1,391	1,006	
November	1,523	1,549	
December	1,569	1,676	
January	1,612	1,776	
February	1,641	2,122	
March	1,757	2,271	
April	1,892	2,321	
May	1,892	2,321	
June	1,892	2,322	

#### QUANTITY METRICS (rolling 12 month period)

	Contract Quantity	Contract Base Number	Contract *	Local Health Board	Wales
% of all assessments that were assess and fit appliances (case starts)	115	253	45.5%	65.8%	59.1%
% of all assessments that were assess and refuse	26	253	10.3%	10.4%	10.7%
% of all assessments that were assess and review	112	253	44.3%	23.8%	30.2%
% of case starts with a reported IOTN of 3 and Aesthetic Component of 5 or below	0	115	N/A	0.3%	0.1%
% of case starts with a reported IOTN of 3 and Aesthetic Component of 6 or above	3	115	2.6%	4.6%	2.8%
% of case starts with a reported IOTN of 4	100	115	87.0%	74.9%	76.1%
% of case starts with a reported IOTN of 5	12	115	10.4%	16.7%	17.5%
% of concluded courses in receipt of dual-arch fixed appliances	56	65	86.2%	29.9%	63.5%
% of concluded courses where treatment was abandoned or discontinued	5	65	7.7%	10.8%	7.4%
% of patients satisfied with the treatment they have received	9	10	90.0%	96.8%	96.1%

\* Figures in italics indicate that the base number is less than 100.

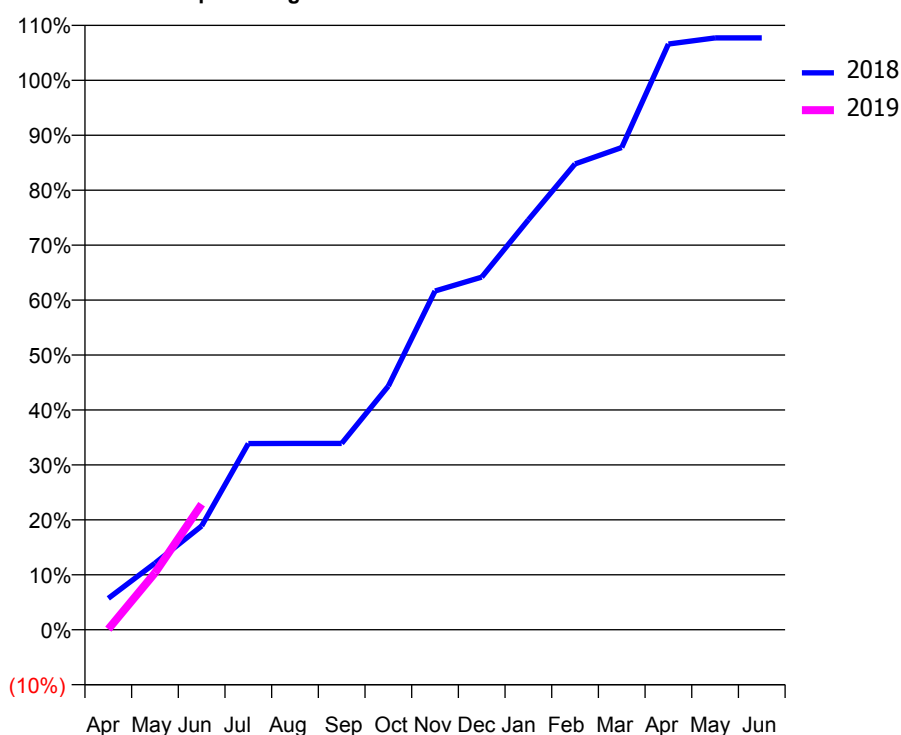
### 7A6 - Vital Signs Orthodontic At a Glance Contract Report for 333921/0001 - June 2018

Name or company name	MRS FJ WILLNER	18/19 Contracted general activity (UDA)	0
Contract type name	PDS Contract	Carry forward general activity (UDA)	0
Purpose of contract	Orthodontic	18/19 Contracted orthodontic activity (UOA)	2,986
Contract start date	01/04/2006	Carry forward orthodontic activity (UOA)	0
Contract end date	31/03/2019	Baseline contract value	£203,238.56

ACCESS	Contract	England and Wales
24 month ratio of assessments to patient IDs	1.02	1.09

ACTIVITY	Contract
Contract assess and fit appliances (case starts) as a percentage of Area Team case starts	12.2 %

Cumulative percentage of contracted UOA delivered 2018 & 2019



Month	Adjusted Scheduled Activity (UOA)		
	2017	2018	2019
April	83	217	3
May	104	459	309
June	545	716	682
July	1,000	1,284	
August	1,021	1,285	
September	1,065	1,285	
October	1,322	1,681	
November	1,345	2,337	
December	1,711	2,432	
January	1,930	2,828	
February	2,573	3,213	
March	2,768	3,326	
April	3,168	4,040	
May	3,168	4,082	
June	3,168	4,082	

#### QUANTITY METRICS (rolling 12 month period)

	Contract Quantity	Contract Base Number	Contract *	Local Health Board	Wales
% of all assessments that were assess and fit appliances (case starts)	192	293	65.5%	65.8%	59.1%
% of all assessments that were assess and refuse	12	293	4.1%	10.4%	10.7%
% of all assessments that were assess and review	89	293	30.4%	23.8%	30.2%
% of case starts with a reported IOTN of 3 and Aesthetic Component of 5 or below	0	192	N/A	0.3%	0.1%
% of case starts with a reported IOTN of 3 and Aesthetic Component of 6 or above	15	192	7.8%	4.6%	2.8%
% of case starts with a reported IOTN of 4	133	192	69.3%	74.9%	76.1%
% of case starts with a reported IOTN of 5	39	192	20.3%	16.7%	17.5%
% of concluded courses in receipt of dual-arch fixed appliances	0	143	N/A	29.9%	63.5%
% of concluded courses where treatment was abandoned or discontinued	15	143	10.5%	10.8%	7.4%
% of patients satisfied with the treatment they have received	14	14	100.0%	96.8%	96.1%

\* Figures in italics indicate that the base number is less than 100.

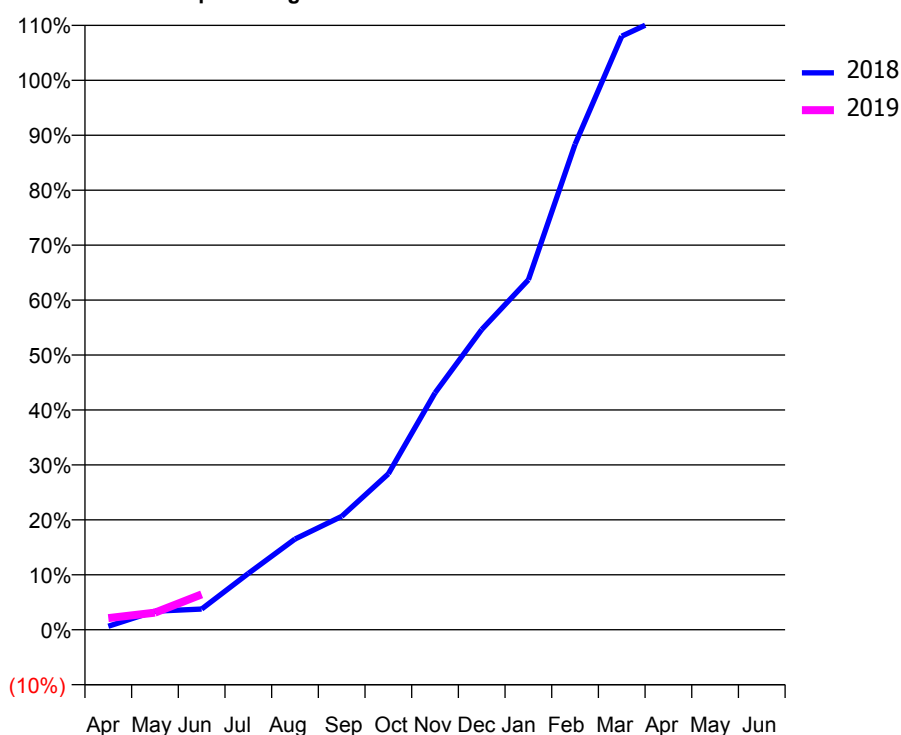
### 7A7 - Vital Signs Orthodontic At a Glance Contract Report for 100240/0000 - June 2018

Name or company name	Severn Street Dental Practice	18/19 Contracted general activity (UDA)	0
Contract type name	PDS Contract	Carry forward general activity (UDA)	0
Purpose of contract	Orthodontic	18/19 Contracted orthodontic activity (UOA)	2,300
Contract start date	01/09/2016	Carry forward orthodontic activity (UOA)	0
Contract end date	31/08/2019	Baseline contract value	£149,195.66

ACCESS	Contract	England and Wales
24 month ratio of assessments to patient IDs	1.27	1.09

ACTIVITY	Contract
Contract assess and fit appliances (case starts) as a percentage of Area Team case starts	33.2 %

Cumulative percentage of contracted UOA delivered 2018 & 2019



Month	Adjusted Scheduled Activity (UOA)		
	2017	2018	2019
April	0	15	49
May	0	78	72
June	0	87	148
July	0	236	
August	0	380	
September	0	475	
October	0	653	
November	0	992	
December	93	1,257	
January	493	1,465	
February	705	2,032	
March	1,065	2,485	
April	1,824	2,576	
May	1,824	2,576	
June	1,824	2,576	

#### QUANTITY METRICS (rolling 12 month period)

	Contract Quantity	Contract Base Number	Contract *	Local Health Board	Wales
% of all assessments that were assess and fit appliances (case starts)	118	297	39.7%	50.4%	59.1%
% of all assessments that were assess and refuse	52	297	17.5%	18.0%	10.7%
% of all assessments that were assess and review	127	297	42.8%	31.5%	30.2%
% of case starts with a reported IOTN of 3 and Aesthetic Component of 5 or below	0	118	N/A	0.0%	0.1%
% of case starts with a reported IOTN of 3 and Aesthetic Component of 6 or above	2	118	1.7%	2.3%	2.8%
% of case starts with a reported IOTN of 4	91	118	77.1%	49.6%	76.1%
% of case starts with a reported IOTN of 5	25	118	21.2%	13.8%	17.5%
% of concluded courses in receipt of dual-arch fixed appliances	3	4	75.0%	59.9%	63.5%
% of concluded courses where treatment was abandoned or discontinued	0	4	0.0%	10.7%	7.4%
% of patients satisfied with the treatment they have received	12	12	100.0%	96.3%	96.1%

\* Figures in italics indicate that the base number is less than 100.

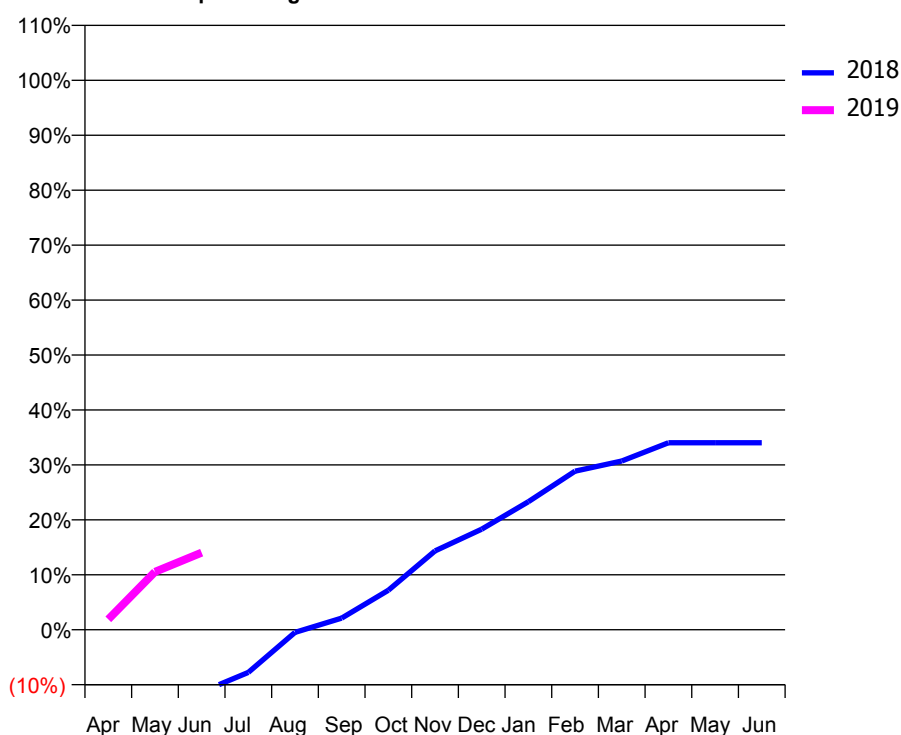
### 7A7 - Vital Signs Orthodontic At a Glance Contract Report for 144622/0001 - June 2018

Name or company name	A.R.C Orthodontics Ltd	18/19 Contracted general activity (UDA)	0
Contract type name	PDS Contract	Carry forward general activity (UDA)	0
Purpose of contract	Orthodontic	18/19 Contracted orthodontic activity (UOA)	1,260
Contract start date	01/11/2014	Carry forward orthodontic activity (UOA)	0
Contract end date	31/10/2024	Baseline contract value	£83,154.46

ACCESS	Contract	England and Wales
24 month ratio of assessments to patient IDs	1.06	1.09

ACTIVITY	Contract
Contract assess and fit appliances (case starts) as a percentage of Area Team case starts	9.6 %

Cumulative percentage of contracted UOA delivered 2018 & 2019



Month	Adjusted Scheduled Activity (UOA)		
	2017	2018	2019
April	-9	-193	24
May	59	-192	133
June	103	-143	177
July	279	-98	
August	409	-6	
September	499	27	
October	563	91	
November	802	181	
December	869	231	
January	1,030	294	
February	1,182	364	
March	1,330	387	
April	1,374	429	
May	1,374	429	
June	1,374	429	

#### QUANTITY METRICS (rolling 12 month period)

	Contract Quantity	Contract Base Number	Contract *	Local Health Board	Wales
% of all assessments that were assess and fit appliances (case starts)	34	86	39.5%	50.4%	59.1%
% of all assessments that were assess and refuse	39	86	45.3%	18.0%	10.7%
% of all assessments that were assess and review	13	86	15.1%	31.5%	30.2%
% of case starts with a reported IOTN of 3 and Aesthetic Component of 5 or below	0	34	<i>N/A</i>	0.0%	0.1%
% of case starts with a reported IOTN of 3 and Aesthetic Component of 6 or above	4	34	11.8%	2.3%	2.8%
% of case starts with a reported IOTN of 4	23	34	67.6%	49.6%	76.1%
% of case starts with a reported IOTN of 5	6	34	17.6%	13.8%	17.5%
% of concluded courses in receipt of dual-arch fixed appliances	47	55	85.5%	59.9%	63.5%
% of concluded courses where treatment was abandoned or discontinued	6	55	10.9%	10.7%	7.4%
% of patients satisfied with the treatment they have received	11	11	100.0%	96.3%	96.1%

\* Figures in italics indicate that the base number is less than 100.

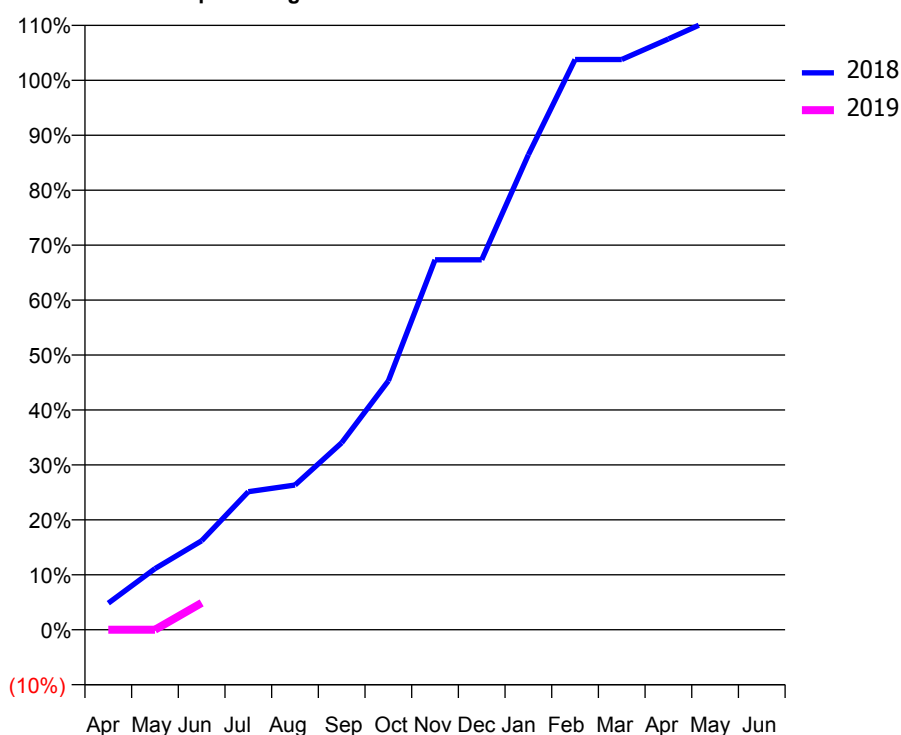
### 7A7 - Vital Signs Orthodontic At a Glance Contract Report for 197351/0002 - June 2018

Name or company name	Exclusive Orthodontics Ltd	18/19 Contracted general activity (UDA)	0
Contract type name	PDS Contract	Carry forward general activity (UDA)	0
Purpose of contract	Orthodontic	18/19 Contracted orthodontic activity (UOA)	1,715
Contract start date	01/04/2015	Carry forward orthodontic activity (UOA)	0
Contract end date	31/03/2023	Baseline contract value	£113,154.46

ACCESS	Contract	England and Wales
24 month ratio of assessments to patient IDs	1.04	1.09

ACTIVITY	Contract
Contract assess and fit appliances (case starts) as a percentage of Area Team case starts	23.1 %

Cumulative percentage of contracted UOA delivered 2018 & 2019



Month	Adjusted Scheduled Activity (UOA)		
	2017	2018	2019
April	112	83	0
May	394	191	0
June	415	278	84
July	542	431	
August	647	452	
September	672	584	
October	758	777	
November	894	1,155	
December	1,175	1,155	
January	1,308	1,483	
February	1,360	1,780	
March	1,360	1,780	
April	1,741	1,844	
May	1,783	1,910	
June	1,804	1,911	

#### QUANTITY METRICS (rolling 12 month period)

	Contract Quantity	Contract Base Number	Contract *	Local Health Board	Wales
% of all assessments that were assess and fit appliances (case starts)	82	115	71.3%	50.4%	59.1%
% of all assessments that were assess and refuse	12	115	10.4%	18.0%	10.7%
% of all assessments that were assess and review	21	115	18.3%	31.5%	30.2%
% of case starts with a reported IOTN of 3 and Aesthetic Component of 5 or below	0	82	<i>N/A</i>	0.0%	0.1%
% of case starts with a reported IOTN of 3 and Aesthetic Component of 6 or above	2	82	2.4%	2.3%	2.8%
% of case starts with a reported IOTN of 4	61	82	74.4%	49.6%	76.1%
% of case starts with a reported IOTN of 5	18	82	22.0%	13.8%	17.5%
% of concluded courses in receipt of dual-arch fixed appliances	0	72	<i>N/A</i>	59.9%	63.5%
% of concluded courses where treatment was abandoned or discontinued	1	72	1.4%	10.7%	7.4%
% of patients satisfied with the treatment they have received	19	21	90.5%	96.3%	96.1%

\* Figures in italics indicate that the base number is less than 100.



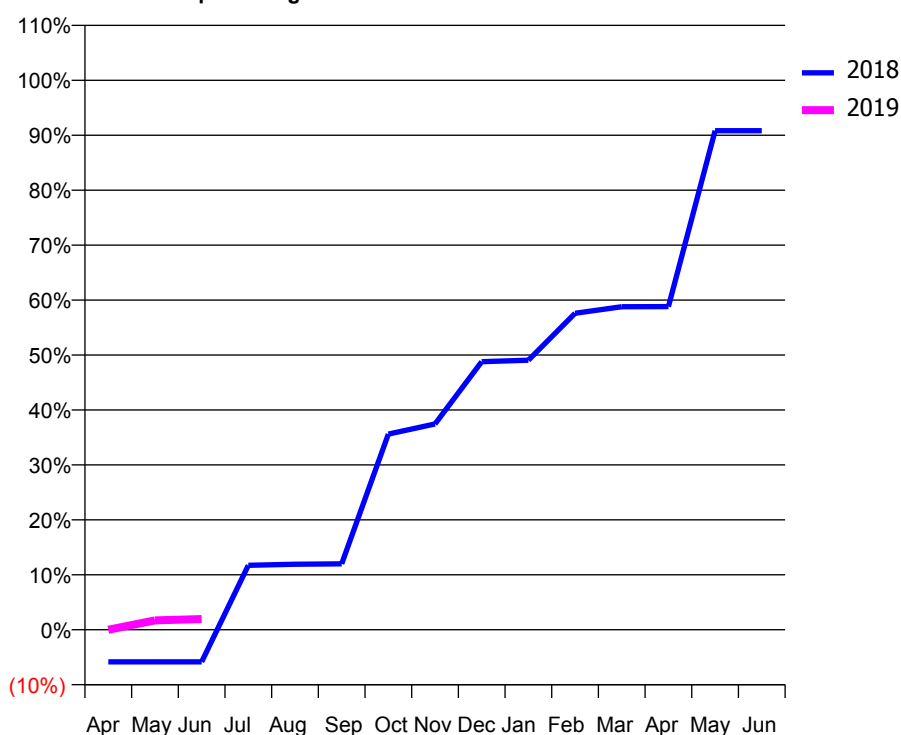
### 7A7 - Vital Signs Orthodontic At a Glance Contract Report for 642789/0003 - June 2018

Name or company name	MR DR EVANS	18/19 Contracted general activity (UDA)	0
Contract type name	PDS Contract	Carry forward general activity (UDA)	0
Purpose of contract	Orthodontic	18/19 Contracted orthodontic activity (UOA)	2,625
Contract start date	01/01/2009	Carry forward orthodontic activity (UOA)	0
Contract end date	31/03/2023	Baseline contract value	£173,127.47

ACCESS	Contract	England and Wales
24 month ratio of assessments to patient IDs	1.06	1.09

ACTIVITY	Contract
Contract assess and fit appliances (case starts) as a percentage of Area Team case starts	34.1 %

Cumulative percentage of contracted UOA delivered 2018 & 2019



Month	Adjusted Scheduled Activity (UOA)		
	2017	2018	2019
April	131	-154	0
May	133	-154	45
June	619	-154	51
July	628	308	
August	636	313	
September	641	315	
October	1,104	935	
November	1,114	983	
December	1,589	1,281	
January	1,636	1,288	
February	1,666	1,512	
March	1,667	1,543	
April	2,471	1,544	
May	2,471	2,384	
June	2,471	2,384	

#### QUANTITY METRICS (rolling 12 month period)

	Contract Quantity	Contract Base Number	Contract *	Local Health Board	Wales
% of all assessments that were assess and fit appliances (case starts)	121	205	59.0%	50.4%	59.1%
% of all assessments that were assess and refuse	24	205	11.7%	18.0%	10.7%
% of all assessments that were assess and review	60	205	29.3%	31.5%	30.2%
% of case starts with a reported IOTN of 3 and Aesthetic Component of 5 or below	0	121	N/A	0.0%	0.1%
% of case starts with a reported IOTN of 3 and Aesthetic Component of 6 or above	0	121	N/A	2.3%	2.8%
% of case starts with a reported IOTN of 4	1	121	0.8%	49.6%	76.1%
% of case starts with a reported IOTN of 5	0	121	N/A	13.8%	17.5%
% of concluded courses in receipt of dual-arch fixed appliances	106	130	81.5%	59.9%	63.5%
% of concluded courses where treatment was abandoned or discontinued	21	130	16.2%	10.7%	7.4%
% of patients satisfied with the treatment they have received	10	10	100.0%	96.3%	96.1%

\* Figures in italics indicate that the base number is less than 100.

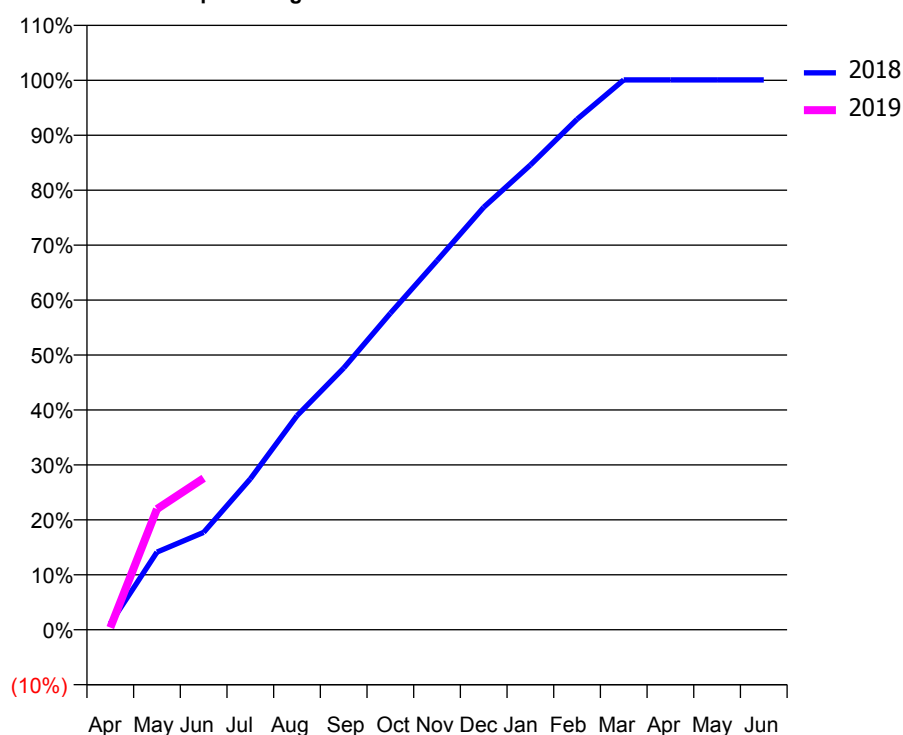
### Q44 - Vital Signs Orthodontic At a Glance Contract Report for 125407/0001 - June 2018

Name or company name	Mark Fazakerley (VHO) Limited	18/19 Contracted general activity (UDA)	0
Contract type name	PDS Contract	Carry forward general activity (UDA)	0
Purpose of contract	General and Orthodontic	18/19 Contracted orthodontic activity (UOA)	8,353
Contract start date	01/05/2012	Carry forward orthodontic activity (UOA)	0
Contract end date	31/03/2019	Baseline contract value	£562,893.87

ACCESS	Contract	England and Wales
24 month ratio of assessments to patient IDs	1.05	1.09

ACTIVITY	Contract
Contract assess and fit appliances (case starts) as a percentage of Area Team case starts	7.3 %

Cumulative percentage of contracted UOA delivered 2018 & 2019



Month	Adjusted Scheduled Activity (UOA)		
	2017	2018	2019
April	0	94	33
May	1,080	1,181	1,835
June	1,465	1,481	2,304
July	2,438	2,294	
August	2,915	3,255	
September	3,951	3,978	
October	4,682	4,812	
November	5,303	5,611	
December	6,056	6,422	
January	7,045	7,066	
February	7,527	7,760	
March	8,343	8,359	
April	8,356	8,359	
May	8,356	8,359	
June	8,357	8,359	

#### QUANTITY METRICS (rolling 12 month period)

	Contract Quantity	Contract Base Number	Contract *	Area Team	Region	England
% of all assessments that were assess and fit appliances (case starts)	430	598	71.9%	67.0%	62.1%	60.4%
% of all assessments that were assess and refuse	35	598	5.9%	7.4%	11.2%	11.4%
% of all assessments that were assess and review	133	598	22.2%	25.6%	26.8%	28.3%
% of case starts with a reported IOTN of 3 and Aesthetic Component of 5 or below	0	430	N/A	0.0%	0.1%	0.1%
% of case starts with a reported IOTN of 3 and Aesthetic Component of 6 or above	49	430	11.4%	6.4%	3.7%	4.0%
% of case starts with a reported IOTN of 4	314	430	73.0%	74.7%	78.7%	77.8%
% of case starts with a reported IOTN of 5	66	430	15.3%	18.2%	16.8%	16.7 %
% of concluded courses in receipt of dual-arch fixed appliances	337	350	96.3%	86.8%	77.1%	74.3%
% of concluded courses where treatment was abandoned or discontinued	5	350	1.4%	4.0%	7.4%	6.9%
% of patients satisfied with the treatment they have received	10	10	100.0%	97.7%	95.9%	95.7%

\* Figures in italics indicate that the base number is less than 100.

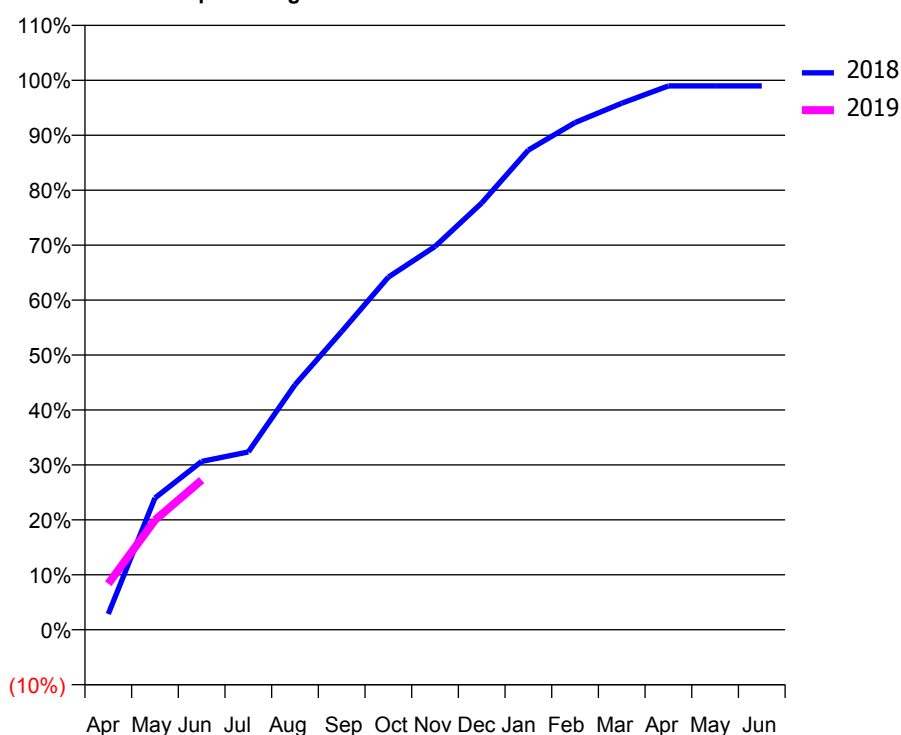
### Q44 - Vital Signs Orthodontic At a Glance Contract Report for 146676/0001 - June 2018

Name or company name	Cheshire Cat Orthodontics Ltd	18/19 Contracted general activity (UDA)	0
Contract type name	PDS Contract	Carry forward general activity (UDA)	0
Purpose of contract	Orthodontic	18/19 Contracted orthodontic activity (UOA)	7,279
Contract start date	01/04/2010	Carry forward orthodontic activity (UOA)	0
Contract end date	31/03/2019	Baseline contract value	£477,237.98

ACCESS	Contract	England and Wales
24 month ratio of assessments to patient IDs	1.09	1.09

ACTIVITY	Contract
Contract assess and fit appliances (case starts) as a percentage of Area Team case starts	5.6 %

Cumulative percentage of contracted UOA delivered 2018 & 2019



Month	Adjusted Scheduled Activity (UOA)		
	2017	2018	2019
April	-122	210	610
May	1,066	1,746	1,452
June	1,087	2,230	1,982
July	2,280	2,356	
August	2,301	3,245	
September	3,805	3,950	
October	3,992	4,671	
November	5,192	5,078	
December	6,389	5,654	
January	6,916	6,355	
February	6,968	6,718	
March	7,056	6,974	
April	7,144	7,205	
May	7,199	7,205	
June	7,199	7,205	

#### QUANTITY METRICS (rolling 12 month period)

	Contract Quantity	Contract Base Number	Contract *	Area Team	Region	England
% of all assessments that were assess and fit appliances (case starts)	333	382	87.2%	67.0%	62.1%	60.4%
% of all assessments that were assess and refuse	0	382	0.0%	7.4%	11.2%	11.4%
% of all assessments that were assess and review	49	382	12.8%	25.6%	26.8%	28.3%
% of case starts with a reported IOTN of 3 and Aesthetic Component of 5 or below	0	333	N/A	0.0%	0.1%	0.1%
% of case starts with a reported IOTN of 3 and Aesthetic Component of 6 or above	5	333	1.5%	6.4%	3.7%	4.0%
% of case starts with a reported IOTN of 4	282	333	84.7%	74.7%	78.7%	77.8%
% of case starts with a reported IOTN of 5	44	333	13.2%	18.2%	16.8%	16.7 %
% of concluded courses in receipt of dual-arch fixed appliances	224	231	97.0%	86.8%	77.1%	74.3%
% of concluded courses where treatment was abandoned or discontinued	4	231	1.7%	4.0%	7.4%	6.9%
% of patients satisfied with the treatment they have received	16	16	100.0%	97.7%	95.9%	95.7%

\* Figures in italics indicate that the base number is less than 100.

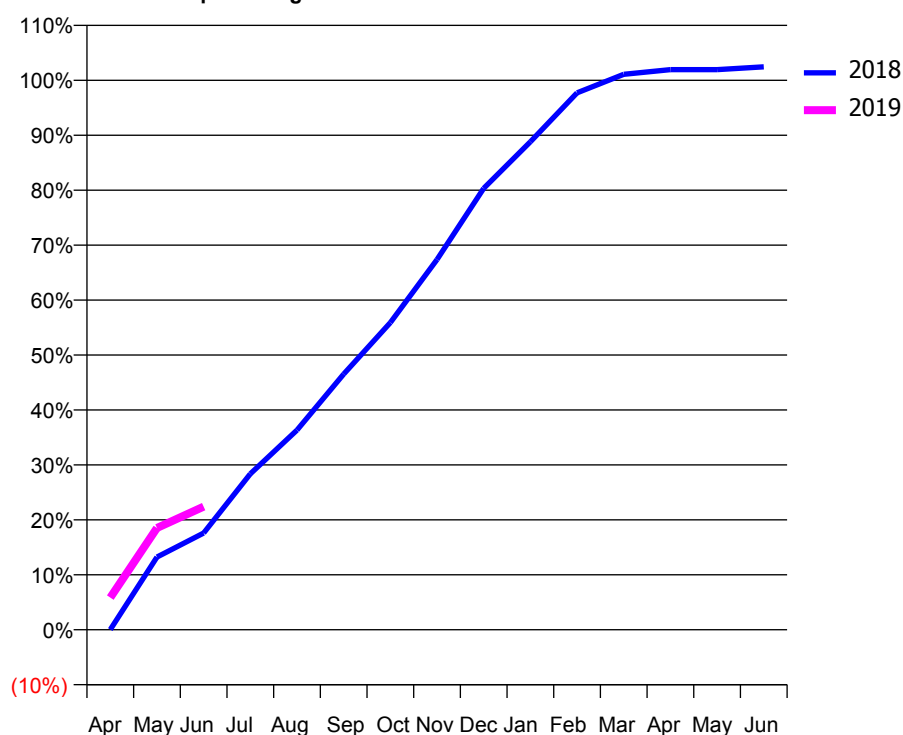
### Q44 - Vital Signs Orthodontic At a Glance Contract Report for 148709/0001 - June 2018

Name or company name	P O'Neill (W.H.O) LTD	18/19 Contracted general activity (UDA)	0
Contract type name	PDS Contract	Carry forward general activity (UDA)	0
Purpose of contract	General and Orthodontic	18/19 Contracted orthodontic activity (UOA)	8,394
Contract start date	01/04/2011	Carry forward orthodontic activity (UOA)	0
Contract end date	31/03/2019	Baseline contract value	£550,465.43

ACCESS	Contract	England and Wales
24 month ratio of assessments to patient IDs	1.03	1.09

ACTIVITY	Contract
Contract assess and fit appliances (case starts) as a percentage of Area Team case starts	7.0 %

Cumulative percentage of contracted UOA delivered 2018 & 2019



Month	Adjusted Scheduled Activity (UOA)		
	2017	2018	2019
April	228	3	492
May	748	1,111	1,556
June	1,214	1,478	1,881
July	2,113	2,382	
August	2,673	3,050	
September	3,644	3,906	
October	3,644	4,692	
November	5,114	5,656	
December	5,932	6,743	
January	6,389	7,454	
February	7,343	8,202	
March	8,186	8,485	
April	8,515	8,556	
May	8,517	8,557	
June	8,517	8,599	

#### QUANTITY METRICS (rolling 12 month period)

	Contract Quantity	Contract Base Number	Contract *	Area Team	Region	England
% of all assessments that were assess and fit appliances (case starts)	415	736	56.4%	67.0%	62.1%	60.4%
% of all assessments that were assess and refuse	108	736	14.7%	7.4%	11.2%	11.4%
% of all assessments that were assess and review	213	736	28.9%	25.6%	26.8%	28.3%
% of case starts with a reported IOTN of 3 and Aesthetic Component of 5 or below	0	415	N/A	0.0%	0.1%	0.1%
% of case starts with a reported IOTN of 3 and Aesthetic Component of 6 or above	9	415	2.2%	6.4%	3.7%	4.0%
% of case starts with a reported IOTN of 4	313	415	75.4%	74.7%	78.7%	77.8%
% of case starts with a reported IOTN of 5	93	415	22.4%	18.2%	16.8%	16.7 %
% of concluded courses in receipt of dual-arch fixed appliances	352	370	95.1%	86.8%	77.1%	74.3%
% of concluded courses where treatment was abandoned or discontinued	11	370	3.0%	4.0%	7.4%	6.9%
% of patients satisfied with the treatment they have received	6	7	85.7%	97.7%	95.9%	95.7%

\* Figures in italics indicate that the base number is less than 100.

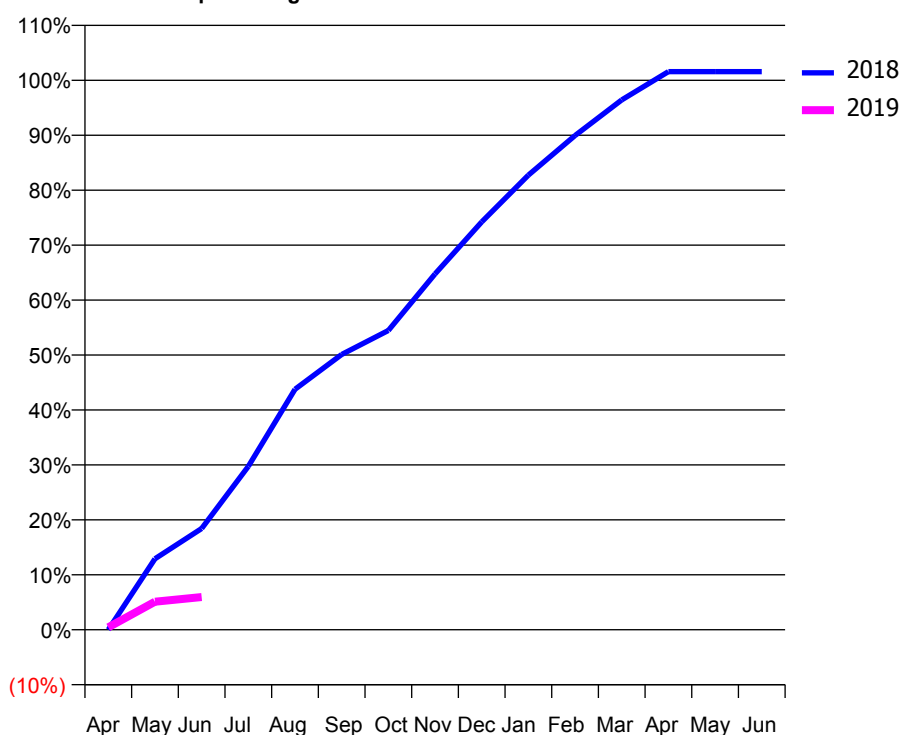
### Q44 - Vital Signs Orthodontic At a Glance Contract Report for 167088/0001 - June 2018

Name or company name	Wallasey Orthodontic Practice	18/19 Contracted general activity (UDA)	0
Contract type name	PDS Contract	Carry forward general activity (UDA)	0
Purpose of contract	General and Orthodontic	18/19 Contracted orthodontic activity (UOA)	4,995
Contract start date	01/03/2014	Carry forward orthodontic activity (UOA)	0
Contract end date	31/03/2019	Baseline contract value	£327,594.21

ACCESS	Contract	England and Wales
24 month ratio of assessments to patient IDs	1.02	1.09

ACTIVITY	Contract
Contract assess and fit appliances (case starts) as a percentage of Area Team case starts	3.5 %

Cumulative percentage of contracted UOA delivered 2018 & 2019



Month	Adjusted Scheduled Activity (UOA)		
	2017	2018	2019
April	31	0	22
May	442	645	255
June	636	921	298
July	876	1,485	
August	1,175	2,186	
September	1,339	2,503	
October	1,536	2,721	
November	2,116	3,234	
December	2,695	3,707	
January	3,082	4,133	
February	3,873	4,493	
March	4,819	4,817	
April	5,012	5,073	
May	5,012	5,073	
June	5,012	5,073	

#### QUANTITY METRICS (rolling 12 month period)

	Contract Quantity	Contract Base Number	Contract *	Area Team	Region	England
% of all assessments that were assess and fit appliances (case starts)	208	290	71.7%	67.0%	62.1%	60.4%
% of all assessments that were assess and refuse	20	290	6.9%	7.4%	11.2%	11.4%
% of all assessments that were assess and review	62	290	21.4%	25.6%	26.8%	28.3%
% of case starts with a reported IOTN of 3 and Aesthetic Component of 5 or below	0	208	N/A	0.0%	0.1%	0.1%
% of case starts with a reported IOTN of 3 and Aesthetic Component of 6 or above	4	208	1.9%	6.4%	3.7%	4.0%
% of case starts with a reported IOTN of 4	199	208	95.7%	74.7%	78.7%	77.8%
% of case starts with a reported IOTN of 5	4	208	1.9%	18.2%	16.8%	16.7%
% of concluded courses in receipt of dual-arch fixed appliances	208	216	96.3%	86.8%	77.1%	74.3%
% of concluded courses where treatment was abandoned or discontinued	7	216	3.2%	4.0%	7.4%	6.9%
% of patients satisfied with the treatment they have received	3	3	100.0%	97.7%	95.9%	95.7%

\* Figures in italics indicate that the base number is less than 100.

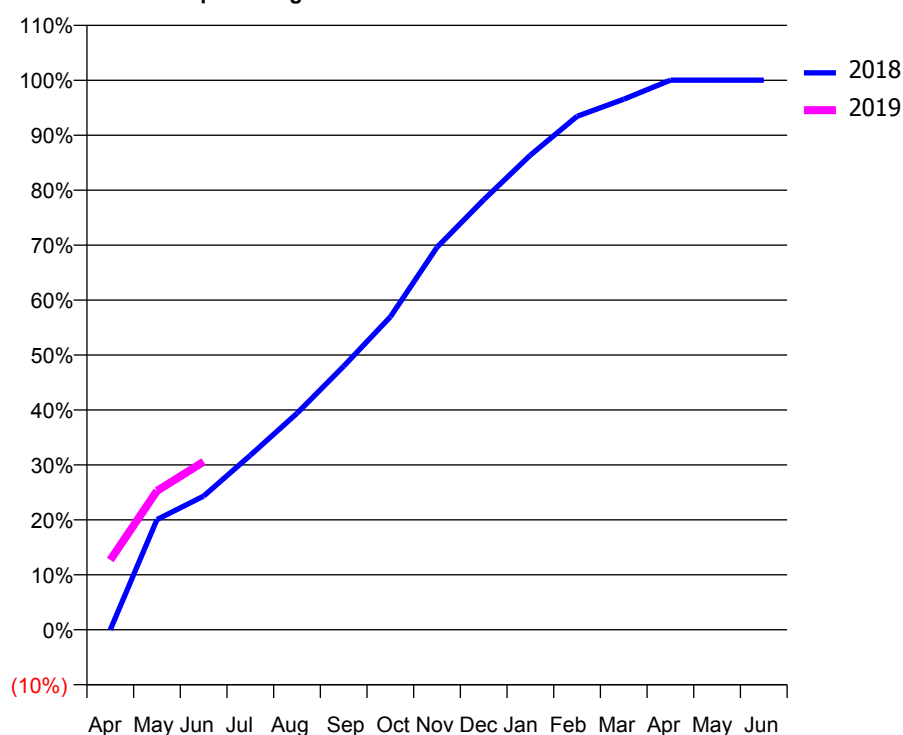
### Q44 - Vital Signs Orthodontic At a Glance Contract Report for 183822/0001 - June 2018

Name or company name	Peter Baldwin (VHO) Limited	18/19 Contracted general activity (UDA)	0
Contract type name	PDS Contract	Carry forward general activity (UDA)	0
Purpose of contract	General and Orthodontic	18/19 Contracted orthodontic activity (UOA)	8,789
Contract start date	01/05/2012	Carry forward orthodontic activity (UOA)	0
Contract end date	31/03/2019	Baseline contract value	£591,099.05

ACCESS	Contract	England and Wales
24 month ratio of assessments to patient IDs	1.04	1.09

ACTIVITY	Contract
Contract assess and fit appliances (case starts) as a percentage of Area Team case starts	7.3 %

Cumulative percentage of contracted UOA delivered 2018 & 2019



Month	Adjusted Scheduled Activity (UOA)		
	2017	2018	2019
April	0	0	1,117
May	943	1,762	2,222
June	2,329	2,138	2,688
July	2,676	2,791	
August	3,383	3,463	
September	3,803	4,216	
October	4,480	5,004	
November	4,960	6,117	
December	5,908	6,877	
January	7,195	7,592	
February	7,998	8,213	
March	8,910	8,486	
April	9,008	8,790	
May	9,008	8,790	
June	9,008	8,790	

#### QUANTITY METRICS (rolling 12 month period)

	Contract Quantity	Contract Base Number	Contract *	Area Team	Region	England
% of all assessments that were assess and fit appliances (case starts)	431	712	60.5%	67.0%	62.1%	60.4%
% of all assessments that were assess and refuse	123	712	17.3%	7.4%	11.2%	11.4%
% of all assessments that were assess and review	158	712	22.2%	25.6%	26.8%	28.3%
% of case starts with a reported IOTN of 3 and Aesthetic Component of 5 or below	0	431	N/A	0.0%	0.1%	0.1%
% of case starts with a reported IOTN of 3 and Aesthetic Component of 6 or above	72	431	16.7%	6.4%	3.7%	4.0%
% of case starts with a reported IOTN of 4	283	431	65.7%	74.7%	78.7%	77.8%
% of case starts with a reported IOTN of 5	65	431	15.1%	18.2%	16.8%	16.7%
% of concluded courses in receipt of dual-arch fixed appliances	346	373	92.8%	86.8%	77.1%	74.3%
% of concluded courses where treatment was abandoned or discontinued	22	373	5.9%	4.0%	7.4%	6.9%
% of patients satisfied with the treatment they have received	12	12	100.0%	97.7%	95.9%	95.7%

\* Figures in italics indicate that the base number is less than 100.

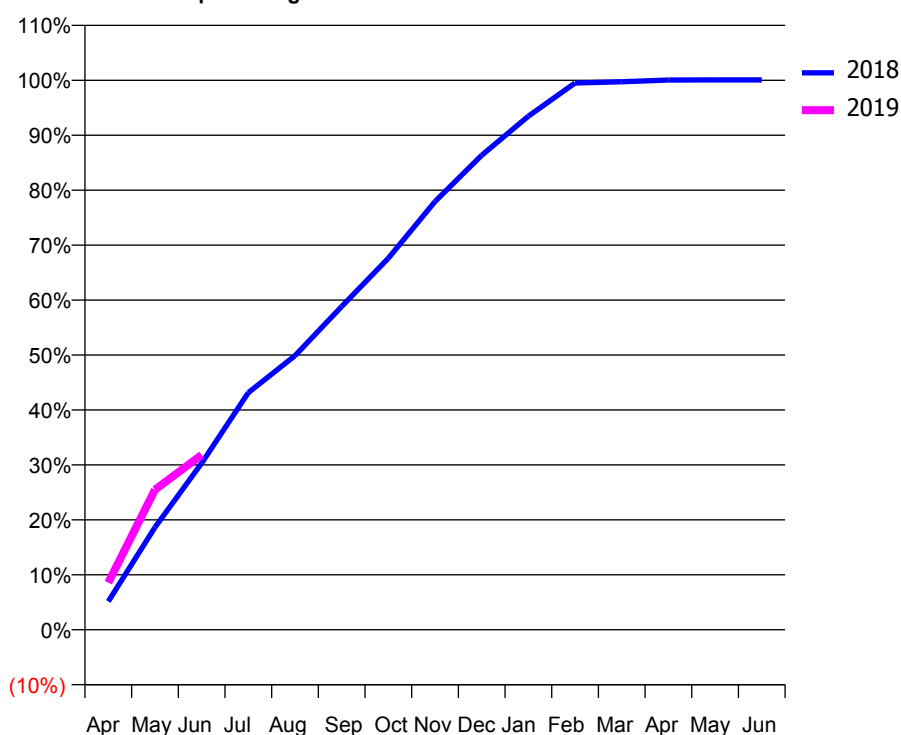
### Q44 - Vital Signs Orthodontic At a Glance Contract Report for 187445/0001 - June 2018

Name or company name	Russell, Cumberbirch and Hain	18/19 Contracted general activity (UDA)	0
Contract type name	PDS Contract	Carry forward general activity (UDA)	0
Purpose of contract	General and Orthodontic	18/19 Contracted orthodontic activity (UOA)	13,029
Contract start date	01/04/2012	Carry forward orthodontic activity (UOA)	0
Contract end date	31/03/2019	Baseline contract value	£879,325.99

ACCESS	Contract	England and Wales
24 month ratio of assessments to patient IDs	1.04	1.09

ACTIVITY	Contract
Contract assess and fit appliances (case starts) as a percentage of Area Team case starts	10.6 %

Cumulative percentage of contracted UOA delivered 2018 & 2019



Month	Adjusted Scheduled Activity (UOA)		
	2017	2018	2019
April	1,422	672	1,118
May	3,688	2,431	3,321
June	4,806	3,951	4,147
July	6,445	5,623	
August	7,302	6,498	
September	8,098	7,667	
October	9,180	8,809	
November	10,269	10,153	
December	11,208	11,252	
January	12,302	12,178	
February	12,992	12,964	
March	13,049	12,994	
April	13,098	13,036	
May	13,098	13,037	
June	13,098	13,037	

#### QUANTITY METRICS (rolling 12 month period)

	Contract Quantity	Contract Base Number	Contract *	Area Team	Region	England
% of all assessments that were assess and fit appliances (case starts)	625	833	75.0%	67.0%	62.1%	60.4%
% of all assessments that were assess and refuse	33	833	4.0%	7.4%	11.2%	11.4%
% of all assessments that were assess and review	175	833	21.0%	25.6%	26.8%	28.3%
% of case starts with a reported IOTN of 3 and Aesthetic Component of 5 or below	0	625	N/A	0.0%	0.1%	0.1%
% of case starts with a reported IOTN of 3 and Aesthetic Component of 6 or above	55	625	8.8%	6.4%	3.7%	4.0%
% of case starts with a reported IOTN of 4	453	625	72.5%	74.7%	78.7%	77.8%
% of case starts with a reported IOTN of 5	113	625	18.1%	18.2%	16.8%	16.7 %
% of concluded courses in receipt of dual-arch fixed appliances	475	578	82.2%	86.8%	77.1%	74.3%
% of concluded courses where treatment was abandoned or discontinued	25	578	4.3%	4.0%	7.4%	6.9%
% of patients satisfied with the treatment they have received	20	20	100.0%	97.7%	95.9%	95.7%

\* Figures in italics indicate that the base number is less than 100.

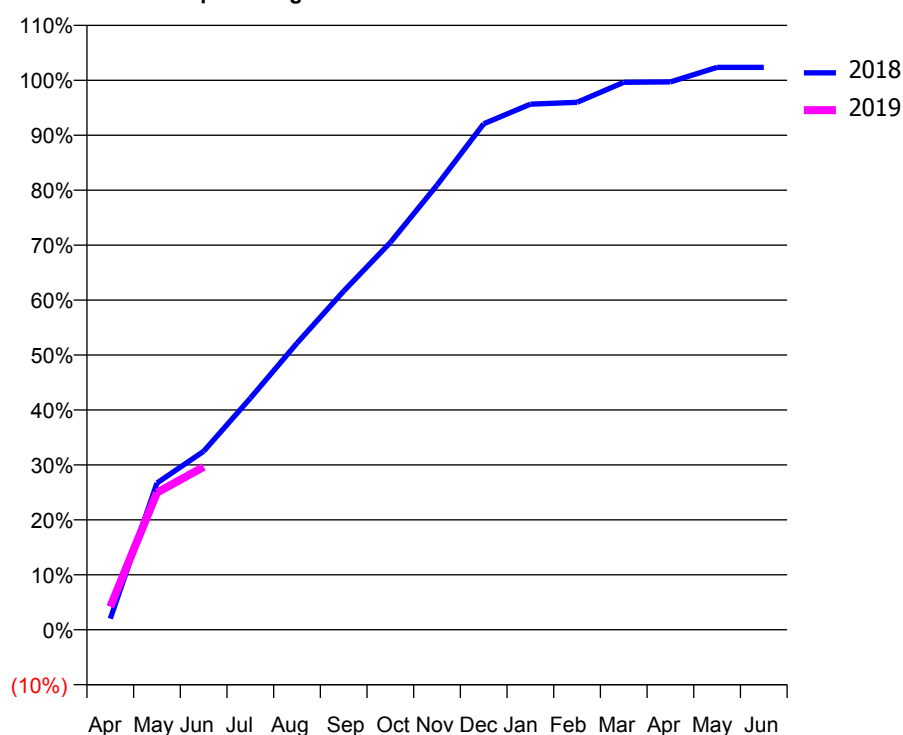
### Q44 - Vital Signs Orthodontic At a Glance Contract Report for 194468/0001 - June 2018

Name or company name	West House (AOM) LTD	18/19 Contracted general activity (UDA)	0
Contract type name	PDS Contract	Carry forward general activity (UDA)	0
Purpose of contract	General and Orthodontic	18/19 Contracted orthodontic activity (UOA)	9,614
Contract start date	01/04/2011	Carry forward orthodontic activity (UOA)	0
Contract end date	31/03/2019	Baseline contract value	£631,483.41

ACCESS	Contract	England and Wales
24 month ratio of assessments to patient IDs	1.08	1.09

ACTIVITY	Contract
Contract assess and fit appliances (case starts) as a percentage of Area Team case starts	7.5 %

Cumulative percentage of contracted UOA delivered 2018 & 2019



Month	Adjusted Scheduled Activity (UOA)		
	2017	2018	2019
April	233	195	402
May	830	2,567	2,400
June	1,655	3,124	2,850
July	1,981	4,051	
August	3,358	5,015	
September	4,325	5,924	
October	4,325	6,776	
November	5,436	7,778	
December	6,973	8,852	
January	7,783	9,196	
February	9,054	9,229	
March	9,397	9,577	
April	9,633	9,585	
May	9,635	9,840	
June	9,635	9,840	

#### QUANTITY METRICS (rolling 12 month period)

	Contract Quantity	Contract Base Number	Contract *	Area Team	Region	England
% of all assessments that were assess and fit appliances (case starts)	443	772	57.4%	67.0%	62.1%	60.4%
% of all assessments that were assess and refuse	44	772	5.7%	7.4%	11.2%	11.4%
% of all assessments that were assess and review	285	772	36.9%	25.6%	26.8%	28.3%
% of case starts with a reported IOTN of 3 and Aesthetic Component of 5 or below	0	443	N/A	0.0%	0.1%	0.1%
% of case starts with a reported IOTN of 3 and Aesthetic Component of 6 or above	53	443	12.0%	6.4%	3.7%	4.0%
% of case starts with a reported IOTN of 4	322	443	72.7%	74.7%	78.7%	77.8%
% of case starts with a reported IOTN of 5	68	443	15.3%	18.2%	16.8%	16.7 %
% of concluded courses in receipt of dual-arch fixed appliances	352	372	94.6%	86.8%	77.1%	74.3%
% of concluded courses where treatment was abandoned or discontinued	7	372	1.9%	4.0%	7.4%	6.9%
% of patients satisfied with the treatment they have received	5	6	83.3%	97.7%	95.9%	95.7%

\* Figures in italics indicate that the base number is less than 100.



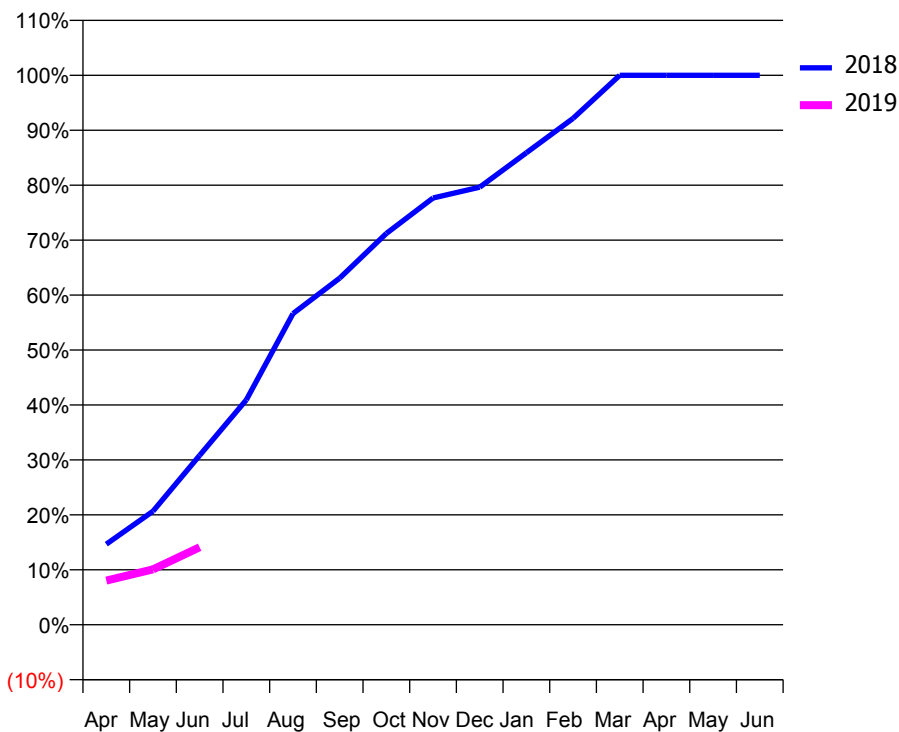
### Q44 - Vital Signs Orthodontic At a Glance Contract Report for 210153/0002 - June 2018

Name or company name	Latchford Dental Practice Ltd	18/19 Contracted general activity (UDA)	0
Contract type name	PDS Contract	Carry forward general activity (UDA)	0
Purpose of contract	Orthodontic	18/19 Contracted orthodontic activity (UOA)	1,070
Contract start date	01/04/2006	Carry forward orthodontic activity (UOA)	0
Contract end date	31/03/2019	Baseline contract value	£70,140.85

ACCESS	Contract	England and Wales
24 month ratio of assessments to patient IDs	1.14	1.09

ACTIVITY	Contract
Contract assess and fit appliances (case starts) as a percentage of Area Team case starts	0.7 %

Cumulative percentage of contracted UOA delivered 2018 & 2019



Month	Adjusted Scheduled Activity (UOA)		
	2017	2018	2019
April	27	157	86
May	154	221	108
June	198	330	151
July	243	438	
August	353	606	
September	526	675	
October	527	762	
November	659	831	
December	809	852	
January	835	919	
February	1,048	986	
March	1,069	1,070	
April	1,070	1,070	
May	1,070	1,070	
June	1,070	1,070	

#### QUANTITY METRICS (rolling 12 month period)

	Contract Quantity	Contract Base Number	Contract *	Area Team	Region	England
% of all assessments that were assess and fit appliances (case starts)	41	71	57.7%	67.0%	62.1%	60.4%
% of all assessments that were assess and refuse	3	71	4.2%	7.4%	11.2%	11.4%
% of all assessments that were assess and review	27	71	38.0%	25.6%	26.8%	28.3%
% of case starts with a reported IOTN of 3 and Aesthetic Component of 5 or below	0	41	N/A	0.0%	0.1%	0.1%
% of case starts with a reported IOTN of 3 and Aesthetic Component of 6 or above	2	41	4.9%	6.4%	3.7%	4.0%
% of case starts with a reported IOTN of 4	32	41	78.0%	74.7%	78.7%	77.8%
% of case starts with a reported IOTN of 5	7	41	17.1%	18.2%	16.8%	16.7 %
% of concluded courses in receipt of dual-arch fixed appliances	42	49	85.7%	86.8%	77.1%	74.3%
% of concluded courses where treatment was abandoned or discontinued	7	49	14.3%	4.0%	7.4%	6.9%
% of patients satisfied with the treatment they have received	1	1	100.0%	97.7%	95.9%	95.7%

\* Figures in italics indicate that the base number is less than 100.

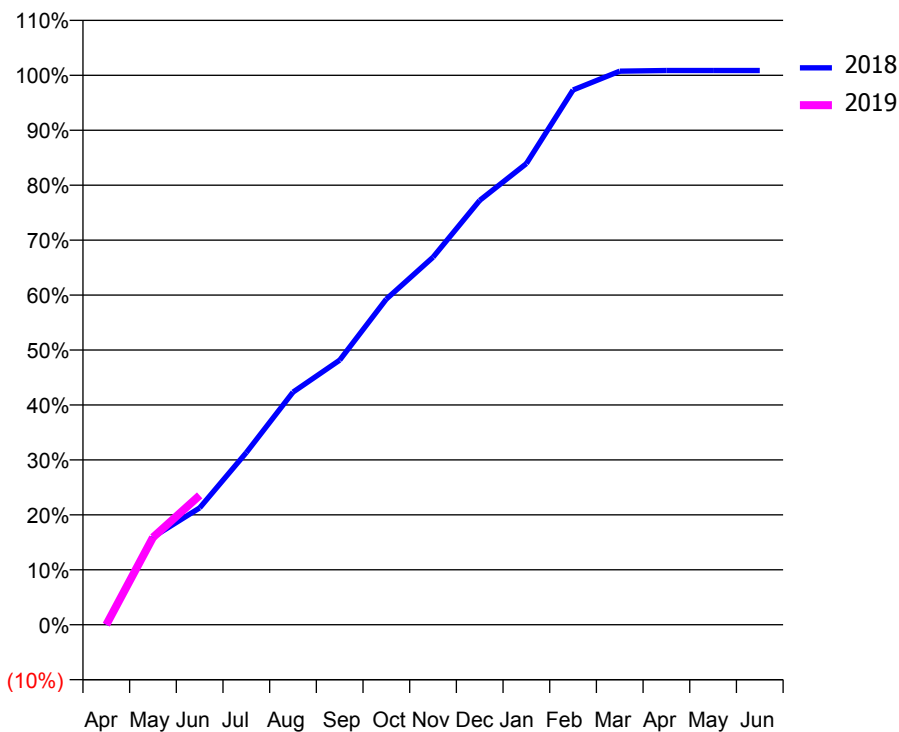
### Q44 - Vital Signs Orthodontic At a Glance Contract Report for 336351/0001 - June 2018

Name or company name	MISS MM EVANS	18/19 Contracted general activity (UDA)	0
Contract type name	PDS Contract	Carry forward general activity (UDA)	0
Purpose of contract	General and Orthodontic	18/19 Contracted orthodontic activity (UOA)	2,568
Contract start date	01/04/2006	Carry forward orthodontic activity (UOA)	0
Contract end date	31/03/2019	Baseline contract value	£168,417.37

ACCESS	Contract	England and Wales
24 month ratio of assessments to patient IDs	1.02	1.09

ACTIVITY	Contract
Contract assess and fit appliances (case starts) as a percentage of Area Team case starts	2.1 %

Cumulative percentage of contracted UOA delivered 2018 & 2019



Month	Adjusted Scheduled Activity (UOA)		
	2017	2018	2019
April	260	0	0
May	412	410	409
June	436	546	605
July	852	805	
August	1,213	1,087	
September	1,447	1,237	
October	1,447	1,522	
November	1,894	1,718	
December	2,196	1,983	
January	2,346	2,155	
February	2,500	2,499	
March	2,545	2,587	
April	2,569	2,590	
May	2,571	2,590	
June	2,571	2,590	

#### QUANTITY METRICS (rolling 12 month period)

	Contract Quantity	Contract Base Number	Contract *	Area Team	Region	England
% of all assessments that were assess and fit appliances (case starts)	123	205	60.0%	67.0%	62.1%	60.4%
% of all assessments that were assess and refuse	18	205	8.8%	7.4%	11.2%	11.4%
% of all assessments that were assess and review	64	205	31.2%	25.6%	26.8%	28.3%
% of case starts with a reported IOTN of 3 and Aesthetic Component of 5 or below	1	123	0.8%	0.0%	0.1%	0.1%
% of case starts with a reported IOTN of 3 and Aesthetic Component of 6 or above	0	123	N/A	6.4%	3.7%	4.0%
% of case starts with a reported IOTN of 4	104	123	84.6%	74.7%	78.7%	77.8%
% of case starts with a reported IOTN of 5	10	123	8.1%	18.2%	16.8%	16.7%
% of concluded courses in receipt of dual-arch fixed appliances	109	116	94.0%	86.8%	77.1%	74.3%
% of concluded courses where treatment was abandoned or discontinued	4	116	3.4%	4.0%	7.4%	6.9%
% of patients satisfied with the treatment they have received	1	1	100.0%	97.7%	95.9%	95.7%

\* Figures in italics indicate that the base number is less than 100.

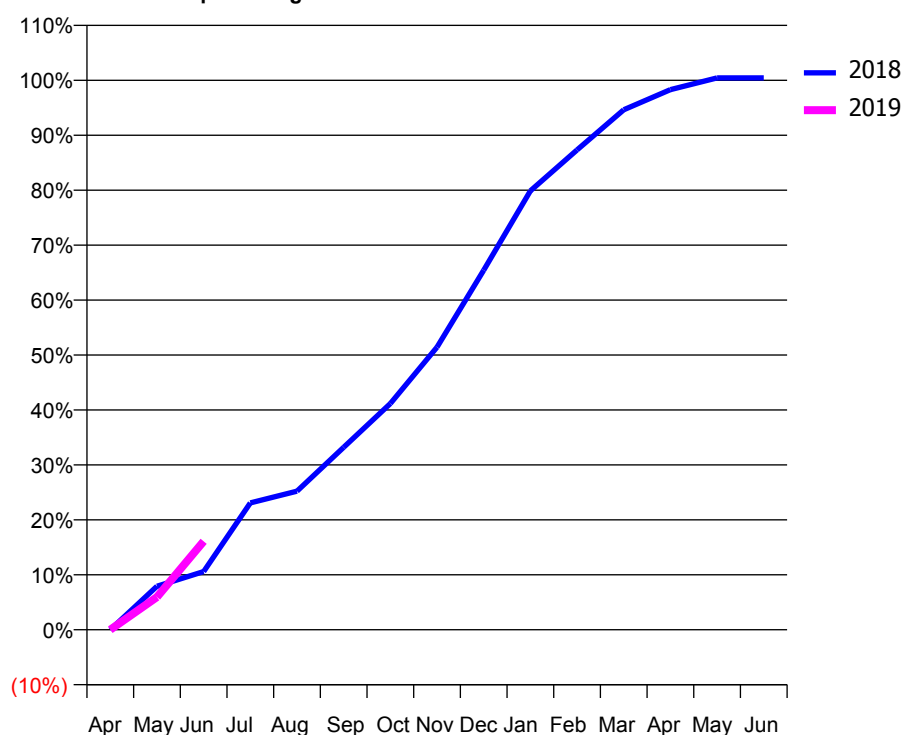
### Q44 - Vital Signs Orthodontic At a Glance Contract Report for 363340/0007 - June 2018

Name or company name	MISS SA HEPENSTAL	18/19 Contracted general activity (UDA)	0
Contract type name	PDS Contract	Carry forward general activity (UDA)	0
Purpose of contract	General and Orthodontic	18/19 Contracted orthodontic activity (UOA)	3,235
Contract start date	01/01/2011	Carry forward orthodontic activity (UOA)	0
Contract end date	31/03/2019	Baseline contract value	£219,667.25

ACCESS	Contract	England and Wales
24 month ratio of assessments to patient IDs	1.04	1.09

ACTIVITY	Contract
Contract assess and fit appliances (case starts) as a percentage of Area Team case starts	2.8 %

Cumulative percentage of contracted UOA delivered 2018 & 2019



Month	Adjusted Scheduled Activity (UOA)		
	2017	2018	2019
April	63	0	0
May	349	256	193
June	485	343	521
July	921	747	
August	1,016	816	
September	1,038	1,074	
October	1,473	1,332	
November	1,798	1,664	
December	2,033	2,117	
January	2,331	2,584	
February	2,523	2,825	
March	2,933	3,061	
April	3,273	3,180	
May	3,276	3,249	
June	3,276	3,249	

#### QUANTITY METRICS (rolling 12 month period)

	Contract Quantity	Contract Base Number	Contract *	Area Team	Region	England
% of all assessments that were assess and fit appliances (case starts)	163	273	59.7%	67.0%	62.1%	60.4%
% of all assessments that were assess and refuse	23	273	8.4%	7.4%	11.2%	11.4%
% of all assessments that were assess and review	87	273	31.9%	25.6%	26.8%	28.3%
% of case starts with a reported IOTN of 3 and Aesthetic Component of 5 or below	0	163	N/A	0.0%	0.1%	0.1%
% of case starts with a reported IOTN of 3 and Aesthetic Component of 6 or above	0	163	N/A	6.4%	3.7%	4.0%
% of case starts with a reported IOTN of 4	105	163	64.4%	74.7%	78.7%	77.8%
% of case starts with a reported IOTN of 5	57	163	35.0%	18.2%	16.8%	16.7 %
% of concluded courses in receipt of dual-arch fixed appliances	137	157	87.3%	86.8%	77.1%	74.3%
% of concluded courses where treatment was abandoned or discontinued	9	157	5.7%	4.0%	7.4%	6.9%
% of patients satisfied with the treatment they have received	5	6	83.3%	97.7%	95.9%	95.7%

\* Figures in italics indicate that the base number is less than 100.

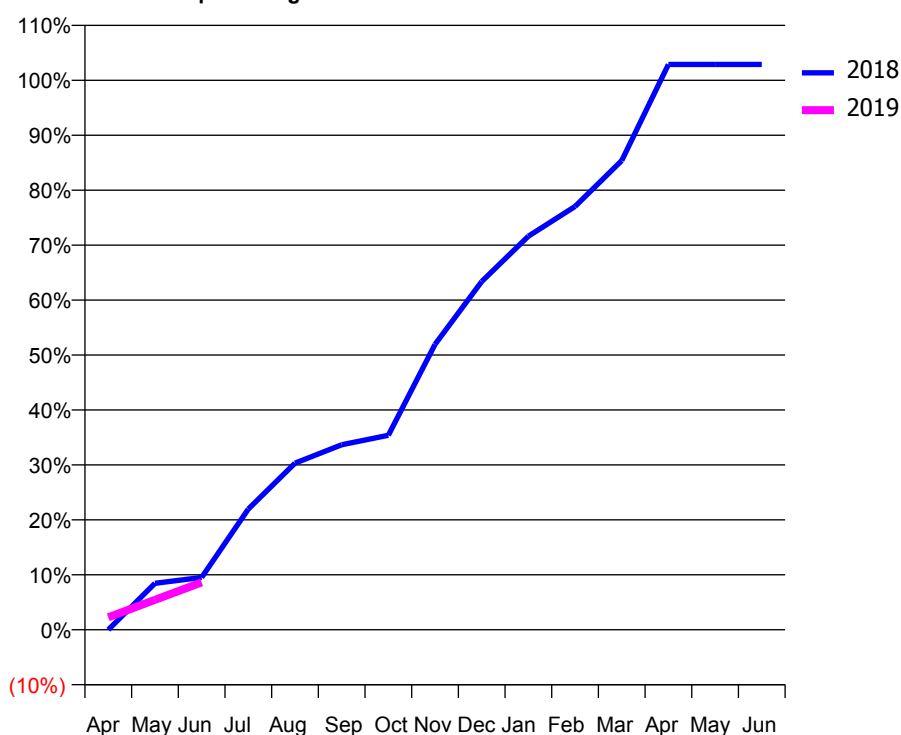
### Q44 - Vital Signs Orthodontic At a Glance Contract Report for 675857/0001 - June 2018

Name or company name	MR JW DWYER	18/19 Contracted general activity (UDA)	0
Contract type name	PDS Contract	Carry forward general activity (UDA)	0
Purpose of contract	Orthodontic	18/19 Contracted orthodontic activity (UOA)	2,048
Contract start date	01/04/2010	Carry forward orthodontic activity (UOA)	0
Contract end date	31/03/2019	Baseline contract value	£134,285.10

ACCESS	Contract	England and Wales
24 month ratio of assessments to patient IDs	1.01	1.09

ACTIVITY	Contract
Contract assess and fit appliances (case starts) as a percentage of Area Team case starts	1.7 %

Cumulative percentage of contracted UOA delivered 2018 & 2019



Month	Adjusted Scheduled Activity (UOA)		
	2017	2018	2019
April	55	0	47
May	334	173	112
June	334	195	177
July	530	450	
August	617	621	
September	922	690	
October	1,189	725	
November	1,402	1,064	
December	1,511	1,298	
January	1,682	1,467	
February	1,791	1,578	
March	1,938	1,749	
April	2,064	2,107	
May	2,064	2,107	
June	2,064	2,107	

#### QUANTITY METRICS (rolling 12 month period)

	Contract Quantity	Contract Base Number	Contract *	Area Team	Region	England
% of all assessments that were assess and fit appliances (case starts)	99	140	70.7%	67.0%	62.1%	60.4%
% of all assessments that were assess and refuse	18	140	12.9%	7.4%	11.2%	11.4%
% of all assessments that were assess and review	23	140	16.4%	25.6%	26.8%	28.3%
% of case starts with a reported IOTN of 3 and Aesthetic Component of 5 or below	0	99	<i>N/A</i>	0.0%	0.1%	0.1%
% of case starts with a reported IOTN of 3 and Aesthetic Component of 6 or above	1	99	<i>1.0%</i>	6.4%	3.7%	4.0%
% of case starts with a reported IOTN of 4	79	99	<i>79.8%</i>	74.7%	78.7%	77.8%
% of case starts with a reported IOTN of 5	18	99	<i>18.2%</i>	18.2%	16.8%	16.7%
% of concluded courses in receipt of dual-arch fixed appliances	93	96	<i>96.9%</i>	86.8%	77.1%	74.3%
% of concluded courses where treatment was abandoned or discontinued	0	96	<i>0.0%</i>	4.0%	7.4%	6.9%
% of patients satisfied with the treatment they have received	2	2	<i>100.0%</i>	97.7%	95.9%	95.7%

\* Figures in italics indicate that the base number is less than 100.

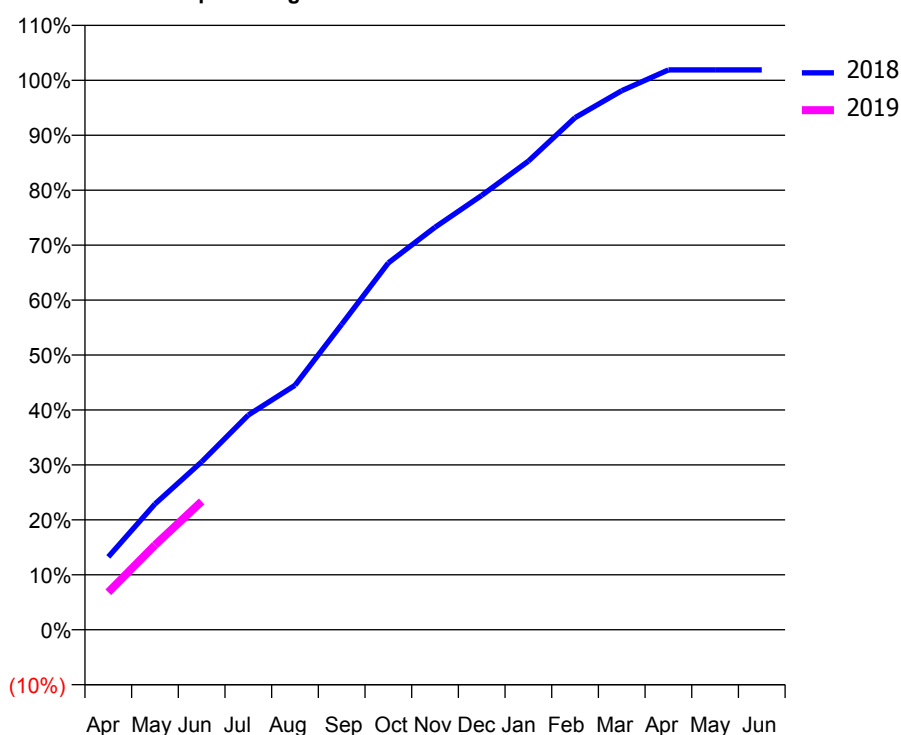
### Q44 - Vital Signs Orthodontic At a Glance Contract Report for 678015/0001 - June 2018

Name or company name	MRS MJ BRINDLEY	18/19 Contracted general activity (UDA)	0
Contract type name	PDS Contract	Carry forward general activity (UDA)	0
Purpose of contract	Orthodontic	18/19 Contracted orthodontic activity (UOA)	10,036
Contract start date	13/06/2014	Carry forward orthodontic activity (UOA)	0
Contract end date	31/03/2019	Baseline contract value	£684,249.62

ACCESS	Contract	England and Wales
24 month ratio of assessments to patient IDs	1.05	1.09

ACTIVITY	Contract
Contract assess and fit appliances (case starts) as a percentage of Area Team case starts	7.5 %

Cumulative percentage of contracted UOA delivered 2018 & 2019



Month	Adjusted Scheduled Activity (UOA)		
	2017	2018	2019
April	818	1,331	686
May	1,671	2,298	1,548
June	2,495	3,068	2,344
July	3,085	3,923	
August	4,505	4,466	
September	5,121	5,579	
October	6,277	6,701	
November	6,806	7,352	
December	7,705	7,933	
January	8,311	8,559	
February	8,926	9,354	
March	9,763	9,845	
April	10,037	10,225	
May	10,037	10,226	
June	10,037	10,226	

#### QUANTITY METRICS (rolling 12 month period)

	Contract Quantity	Contract Base Number	Contract *	Area Team	Region	England
% of all assessments that were assess and fit appliances (case starts)	443	683	64.9%	67.0%	62.1%	60.4%
% of all assessments that were assess and refuse	62	683	9.1%	7.4%	11.2%	11.4%
% of all assessments that were assess and review	178	683	26.1%	25.6%	26.8%	28.3%
% of case starts with a reported IOTN of 3 and Aesthetic Component of 5 or below	0	443	N/A	0.0%	0.1%	0.1%
% of case starts with a reported IOTN of 3 and Aesthetic Component of 6 or above	28	443	6.3%	6.4%	3.7%	4.0%
% of case starts with a reported IOTN of 4	310	443	70.0%	74.7%	78.7%	77.8%
% of case starts with a reported IOTN of 5	104	443	23.5%	18.2%	16.8%	16.7%
% of concluded courses in receipt of dual-arch fixed appliances	442	476	92.9%	86.8%	77.1%	74.3%
% of concluded courses where treatment was abandoned or discontinued	25	476	5.3%	4.0%	7.4%	6.9%
% of patients satisfied with the treatment they have received	14	14	100.0%	97.7%	95.9%	95.7%

\* Figures in italics indicate that the base number is less than 100.

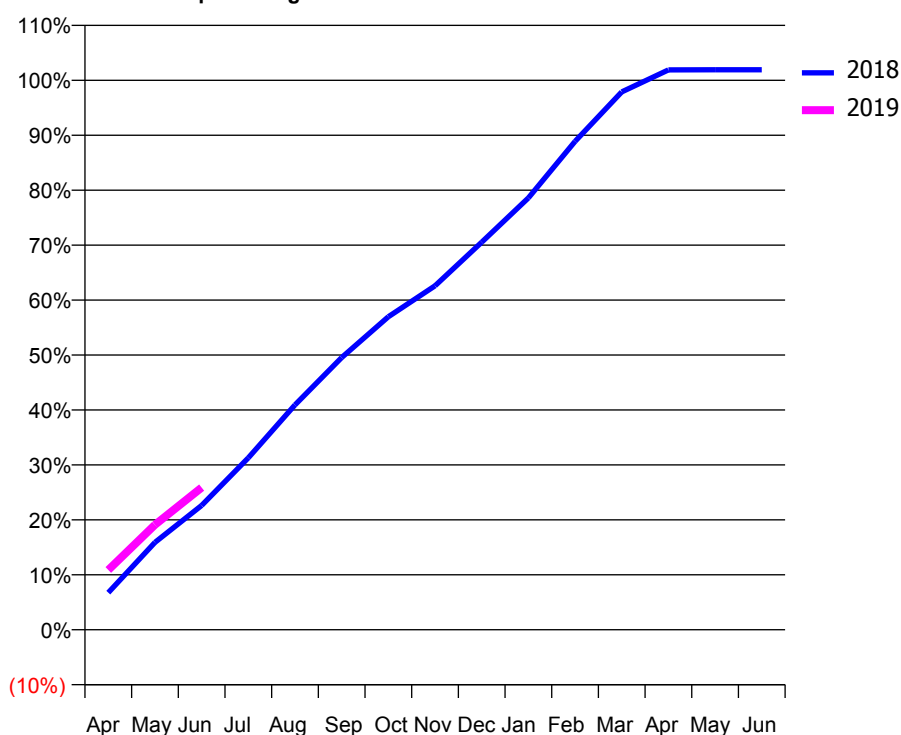
### Q44 - Vital Signs Orthodontic At a Glance Contract Report for 678015/0002 - June 2018

Name or company name	MRS MJ BRINDLEY	18/19 Contracted general activity (UDA)	0
Contract type name	PDS Contract	Carry forward general activity (UDA)	0
Purpose of contract	Orthodontic	18/19 Contracted orthodontic activity (UOA)	10,000
Contract start date	13/06/2014	Carry forward orthodontic activity (UOA)	0
Contract end date	31/03/2019	Baseline contract value	£588,331.12

ACCESS	Contract	England and Wales
24 month ratio of assessments to patient IDs	1.04	1.09

ACTIVITY	Contract
Contract assess and fit appliances (case starts) as a percentage of Area Team case starts	8.3 %

Cumulative percentage of contracted UOA delivered 2018 & 2019



Month	Adjusted Scheduled Activity (UOA)		
	2017	2018	2019
April	795	675	1,089
May	1,514	1,590	1,912
June	2,332	2,263	2,587
July	2,663	3,130	
August	4,006	4,093	
September	4,930	4,954	
October	5,744	5,696	
November	6,400	6,259	
December	7,120	7,053	
January	8,071	7,858	
February	8,940	8,887	
March	9,860	9,789	
April	10,001	10,189	
May	10,001	10,190	
June	10,001	10,190	

#### QUANTITY METRICS (rolling 12 month period)

	Contract Quantity	Contract Base Number	Contract *	Area Team	Region	England
% of all assessments that were assess and fit appliances (case starts)	490	785	62.4%	67.0%	62.1%	60.4%
% of all assessments that were assess and refuse	96	785	12.2%	7.4%	11.2%	11.4%
% of all assessments that were assess and review	199	785	25.4%	25.6%	26.8%	28.3%
% of case starts with a reported IOTN of 3 and Aesthetic Component of 5 or below	0	490	N/A	0.0%	0.1%	0.1%
% of case starts with a reported IOTN of 3 and Aesthetic Component of 6 or above	30	490	6.1%	6.4%	3.7%	4.0%
% of case starts with a reported IOTN of 4	363	490	74.1%	74.7%	78.7%	77.8%
% of case starts with a reported IOTN of 5	95	490	19.4%	18.2%	16.8%	16.7 %
% of concluded courses in receipt of dual-arch fixed appliances	465	497	93.6%	86.8%	77.1%	74.3%
% of concluded courses where treatment was abandoned or discontinued	19	497	3.8%	4.0%	7.4%	6.9%
% of patients satisfied with the treatment they have received	18	18	100.0%	97.7%	95.9%	95.7%

\* Figures in italics indicate that the base number is less than 100.

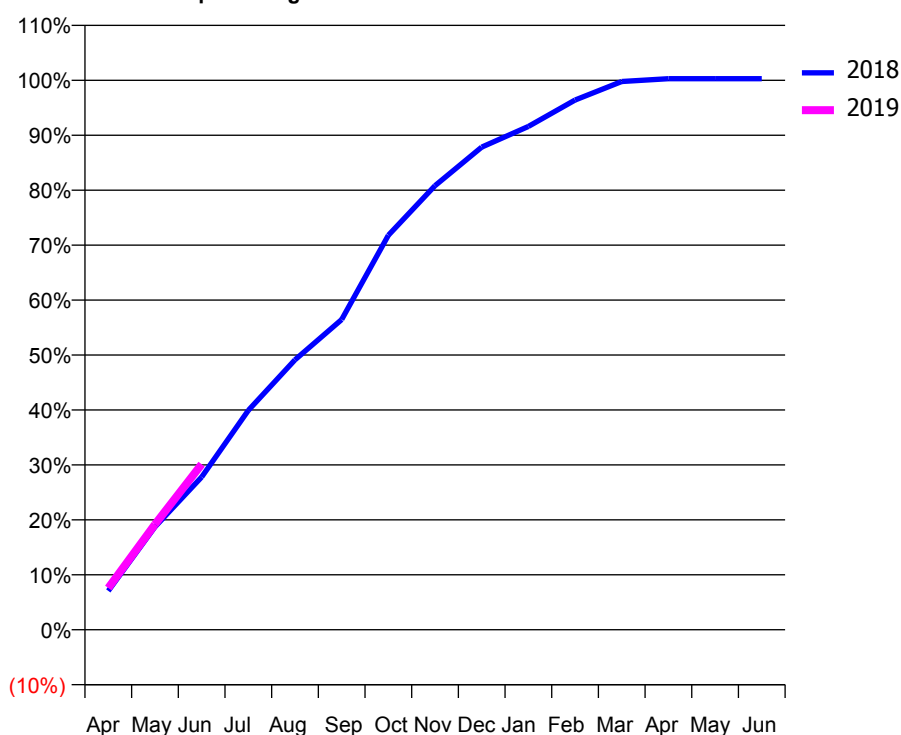
### Q44 - Vital Signs Orthodontic At a Glance Contract Report for 736422/0001 - June 2018

Name or company name	MR CI LOWE	18/19 Contracted general activity (UDA)	0
Contract type name	PDS Contract	Carry forward general activity (UDA)	0
Purpose of contract	General and Orthodontic	18/19 Contracted orthodontic activity (UOA)	16,355
Contract start date	01/04/2006	Carry forward orthodontic activity (UOA)	0
Contract end date	31/03/2019	Baseline contract value	£1,132,856.31

ACCESS	Contract	England and Wales
24 month ratio of assessments to patient IDs	1.10	1.09

ACTIVITY	Contract
Contract assess and fit appliances (case starts) as a percentage of Area Team case starts	13.6 %

Cumulative percentage of contracted UOA delivered 2018 & 2019



Month	Adjusted Scheduled Activity (UOA)		
	2017	2018	2019
April	969	1,155	1,246
May	2,463	3,060	3,138
June	3,714	4,548	4,926
July	5,187	6,532	
August	6,867	8,034	
September	9,151	9,232	
October	10,665	11,743	
November	12,627	13,218	
December	13,666	14,365	
January	14,475	14,982	
February	15,569	15,766	
March	16,229	16,317	
April	16,405	16,402	
May	16,405	16,402	
June	16,405	16,402	

#### QUANTITY METRICS (rolling 12 month period)

	Contract Quantity	Contract Base Number	Contract *	Area Team	Region	England
% of all assessments that were assess and fit appliances (case starts)	802	880	91.1%	67.0%	62.1%	60.4%
% of all assessments that were assess and refuse	15	880	1.7%	7.4%	11.2%	11.4%
% of all assessments that were assess and review	63	880	7.2%	25.6%	26.8%	28.3%
% of case starts with a reported IOTN of 3 and Aesthetic Component of 5 or below	0	802	N/A	0.0%	0.1%	0.1%
% of case starts with a reported IOTN of 3 and Aesthetic Component of 6 or above	37	802	4.6%	6.4%	3.7%	4.0%
% of case starts with a reported IOTN of 4	578	802	72.1%	74.7%	78.7%	77.8%
% of case starts with a reported IOTN of 5	184	802	22.9%	18.2%	16.8%	16.7%
% of concluded courses in receipt of dual-arch fixed appliances	634	705	89.9%	86.8%	77.1%	74.3%
% of concluded courses where treatment was abandoned or discontinued	45	705	6.4%	4.0%	7.4%	6.9%
% of patients satisfied with the treatment they have received	25	25	100.0%	97.7%	95.9%	95.7%

\* Figures in italics indicate that the base number is less than 100.

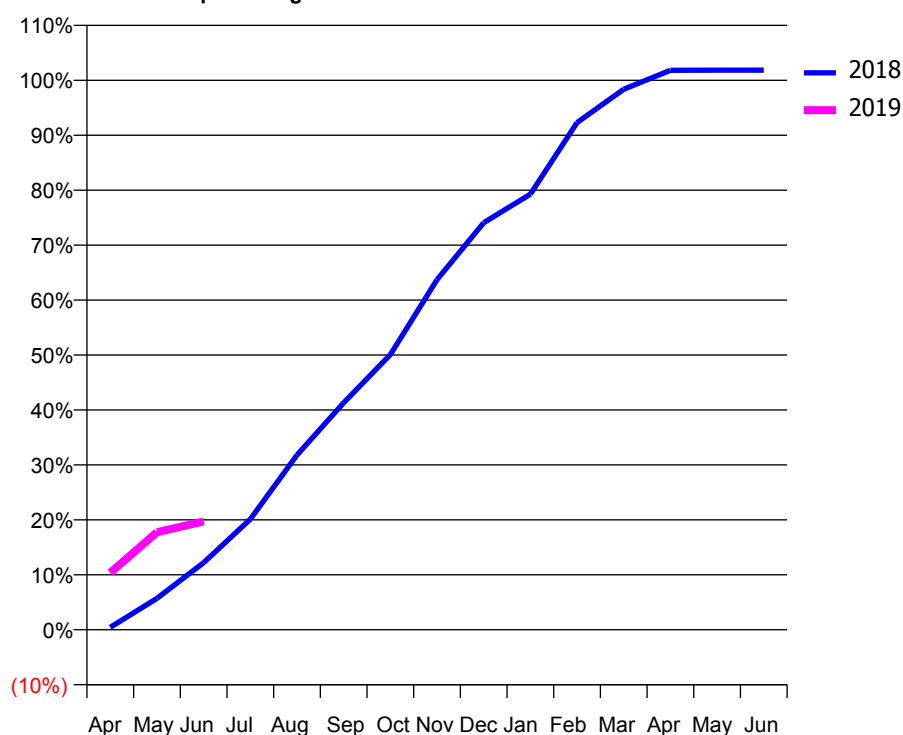
### Q44 - Vital Signs Orthodontic At a Glance Contract Report for 751928/0001 - June 2018

Name or company name	MISS JR GLEDHILL	18/19 Contracted general activity (UDA)	0
Contract type name	PDS Contract	Carry forward general activity (UDA)	0
Purpose of contract	General and Orthodontic	18/19 Contracted orthodontic activity (UOA)	11,958
Contract start date	01/04/2006	Carry forward orthodontic activity (UOA)	0
Contract end date	31/03/2019	Baseline contract value	£802,502.93

ACCESS	Contract	England and Wales
24 month ratio of assessments to patient IDs	1.09	1.09

ACTIVITY	Contract
Contract assess and fit appliances (case starts) as a percentage of Area Team case starts	10.4 %

Cumulative percentage of contracted UOA delivered 2018 & 2019



Month	Adjusted Scheduled Activity (UOA)		
	2017	2018	2019
April	531	54	1,241
May	1,079	682	2,123
June	2,168	1,461	2,357
July	3,010	2,408	
August	3,963	3,802	
September	4,059	4,939	
October	5,167	5,988	
November	6,331	7,620	
December	7,502	8,857	
January	8,617	9,478	
February	9,919	11,037	
March	10,972	11,762	
April	12,003	12,174	
May	12,064	12,179	
June	12,064	12,179	

#### QUANTITY METRICS (rolling 12 month period)

	Contract Quantity	Contract Base Number	Contract *	Area Team	Region	England
% of all assessments that were assess and fit appliances (case starts)	614	1,089	56.4%	67.0%	62.1%	60.4%
% of all assessments that were assess and refuse	19	1,089	1.7%	7.4%	11.2%	11.4%
% of all assessments that were assess and review	456	1,089	41.9%	25.6%	26.8%	28.3%
% of case starts with a reported IOTN of 3 and Aesthetic Component of 5 or below	0	614	N/A	0.0%	0.1%	0.1%
% of case starts with a reported IOTN of 3 and Aesthetic Component of 6 or above	24	614	3.9%	6.4%	3.7%	4.0%
% of case starts with a reported IOTN of 4	496	614	80.8%	74.7%	78.7%	77.8%
% of case starts with a reported IOTN of 5	93	614	15.1%	18.2%	16.8%	16.7%
% of concluded courses in receipt of dual-arch fixed appliances	173	462	37.4%	86.8%	77.1%	74.3%
% of concluded courses where treatment was abandoned or discontinued	11	462	2.4%	4.0%	7.4%	6.9%
% of patients satisfied with the treatment they have received	29	30	96.7%	97.7%	95.9%	95.7%

\* Figures in italics indicate that the base number is less than 100.



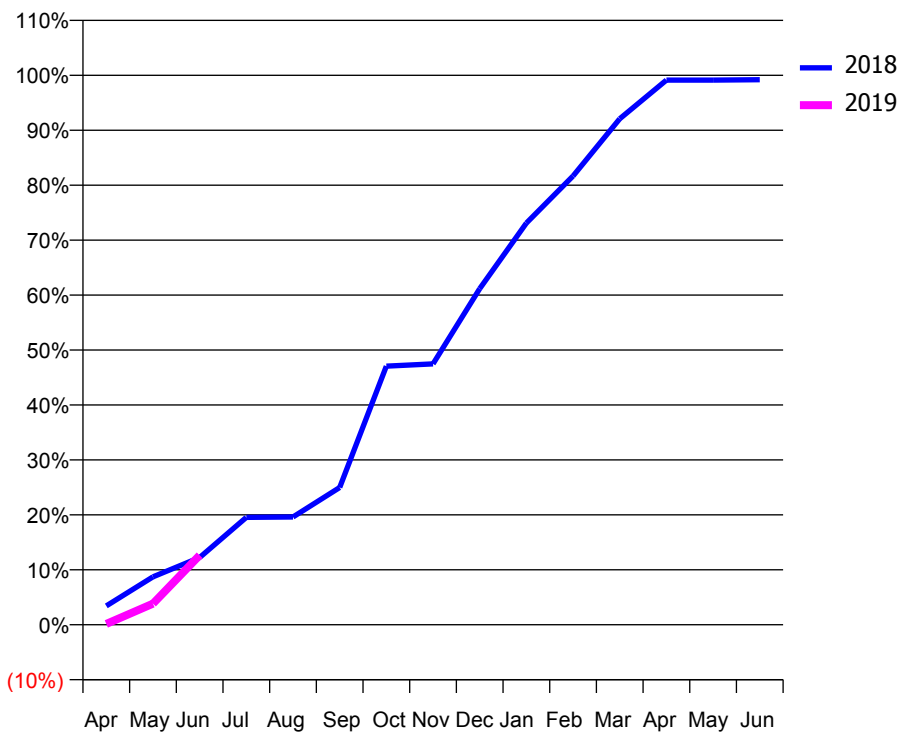
### Q45 - Vital Signs Orthodontic At a Glance Contract Report for 101338/0082 - June 2018

Name or company name	Whitecross Dental Care Limited	18/19 Contracted general activity (UDA)	18,500
Contract type name	GDS Contract	Carry forward general activity (UDA)	0
Purpose of contract	General and Orthodontic	18/19 Contracted orthodontic activity (UOA)	1,249
Contract start date	01/04/2009	Carry forward orthodontic activity (UOA)	0
Contract end date		Baseline contract value	£602,183.50

ACCESS	Contract	England and Wales
24 month ratio of assessments to patient IDs	1.05	1.09

ACTIVITY	Contract
Contract assess and fit appliances (case starts) as a percentage of Area Team case starts	1.4 %

Cumulative percentage of contracted UOA delivered 2018 & 2019



Month	Adjusted Scheduled Activity (UOA)		
	2017	2018	2019
April	0	43	2
May	2	109	48
June	70	153	158
July	112	244	
August	333	245	
September	417	312	
October	509	588	
November	620	593	
December	746	764	
January	939	913	
February	1,107	1,020	
March	1,217	1,150	
April	1,243	1,238	
May	1,243	1,238	
June	1,243	1,239	

#### QUANTITY METRICS (rolling 12 month period)

	Contract Quantity	Contract Base Number	Contract *	Area Team	Region	England
% of all assessments that were assess and fit appliances (case starts)	59	96	61.5%	53.8%	62.1%	60.4%
% of all assessments that were assess and refuse	21	96	21.9%	10.9%	11.2%	11.4%
% of all assessments that were assess and review	16	96	16.7%	35.3%	26.8%	28.3%
% of case starts with a reported IOTN of 3 and Aesthetic Component of 5 or below	0	59	N/A	0.1%	0.1%	0.1%
% of case starts with a reported IOTN of 3 and Aesthetic Component of 6 or above	2	59	3.4%	5.2%	3.7%	4.0%
% of case starts with a reported IOTN of 4	52	59	88.1%	76.1%	78.7%	77.8%
% of case starts with a reported IOTN of 5	5	59	8.5%	18.2%	16.8%	16.7%
% of concluded courses in receipt of dual-arch fixed appliances	7	8	87.5%	86.3%	77.1%	74.3%
% of concluded courses where treatment was abandoned or discontinued	0	8	0.0%	9.9%	7.4%	6.9%
% of patients satisfied with the treatment they have received	3	3	100.0%	95.8%	95.9%	95.7%

\* Figures in italics indicate that the base number is less than 100.

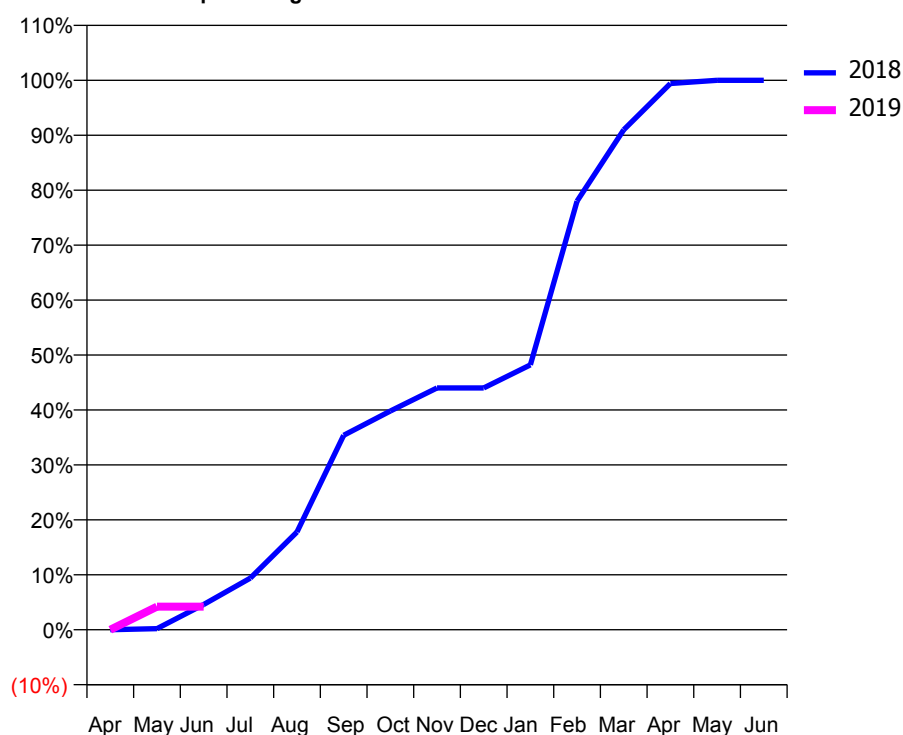
### Q45 - Vital Signs Orthodontic At a Glance Contract Report for 101338/0083 - June 2018

Name or company name	Whitecross Dental Care Limited	18/19 Contracted general activity (UDA)	32,273
Contract type name	GDS Contract	Carry forward general activity (UDA)	0
Purpose of contract	General and Orthodontic	18/19 Contracted orthodontic activity (UOA)	500
Contract start date	01/04/2009	Carry forward orthodontic activity (UOA)	0
Contract end date		Baseline contract value	£913,551.36

ACCESS	Contract	England and Wales
24 month ratio of assessments to patient IDs	1.07	1.09

ACTIVITY	Contract
Contract assess and fit appliances (case starts) as a percentage of Area Team case starts	0.6 %

Cumulative percentage of contracted UOA delivered 2018 & 2019



Month	Adjusted Scheduled Activity (UOA)		
	2017	2018	2019
April	0	0	0
May	5	1	21
June	6	23	21
July	32	47	
August	32	89	
September	116	177	
October	116	199	
November	329	220	
December	350	220	
January	413	241	
February	478	390	
March	503	455	
April	503	497	
May	503	500	
June	503	500	

#### QUANTITY METRICS (rolling 12 month period)

	Contract Quantity	Contract Base Number	Contract *	Area Team	Region	England
% of all assessments that were assess and fit appliances (case starts)	23	38	60.5%	53.8%	62.1%	60.4%
% of all assessments that were assess and refuse	6	38	15.8%	10.9%	11.2%	11.4%
% of all assessments that were assess and review	9	38	23.7%	35.3%	26.8%	28.3%
% of case starts with a reported IOTN of 3 and Aesthetic Component of 5 or below	0	23	N/A	0.1%	0.1%	0.1%
% of case starts with a reported IOTN of 3 and Aesthetic Component of 6 or above	2	23	8.7%	5.2%	3.7%	4.0%
% of case starts with a reported IOTN of 4	20	23	87.0%	76.1%	78.7%	77.8%
% of case starts with a reported IOTN of 5	1	23	4.3%	18.2%	16.8%	16.7%
% of concluded courses in receipt of dual-arch fixed appliances	1	5	20.0%	86.3%	77.1%	74.3%
% of concluded courses where treatment was abandoned or discontinued	3	5	60.0%	9.9%	7.4%	6.9%
% of patients satisfied with the treatment they have received	0	0	N/A	95.8%	95.9%	95.7%

\* Figures in italics indicate that the base number is less than 100.

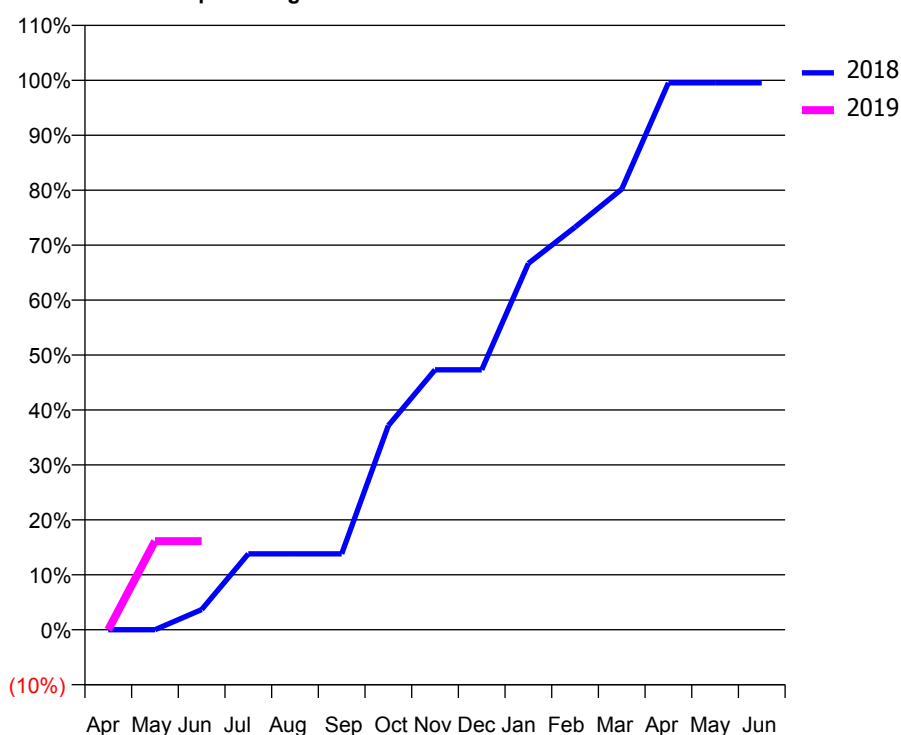
### Q45 - Vital Signs Orthodontic At a Glance Contract Report for 127868/0001 - June 2018

Name or company name	Lambert Coutts & Associates Dental Practice Partne	18/19 Contracted general activity (UDA)	25,731
Contract type name	GDS Contract	Carry forward general activity (UDA)	0
Purpose of contract	General and Orthodontic	18/19 Contracted orthodontic activity (UOA)	651
Contract start date	09/10/2011	Carry forward orthodontic activity (UOA)	0
Contract end date		Baseline contract value	£769,790.32

ACCESS	Contract	England and Wales
24 month ratio of assessments to patient IDs	1.12	1.09

ACTIVITY	Contract
Contract assess and fit appliances (case starts) as a percentage of Area Team case starts	0.8 %

Cumulative percentage of contracted UOA delivered 2018 & 2019



Month	Adjusted Scheduled Activity (UOA)		
	2017	2018	2019
April	0	0	0
May	5	0	105
June	5	24	105
July	28	90	
August	28	90	
September	160	90	
October	181	242	
November	227	308	
December	290	308	
January	418	434	
February	484	477	
March	591	522	
April	654	648	
May	654	648	
June	655	648	

#### QUANTITY METRICS (rolling 12 month period)

	Contract Quantity	Contract Base Number	Contract *	Area Team	Region	England
% of all assessments that were assess and fit appliances (case starts)	34	50	68.0%	53.8%	62.1%	60.4%
% of all assessments that were assess and refuse	8	50	16.0%	10.9%	11.2%	11.4%
% of all assessments that were assess and review	8	50	16.0%	35.3%	26.8%	28.3%
% of case starts with a reported IOTN of 3 and Aesthetic Component of 5 or below	0	34	N/A	0.1%	0.1%	0.1%
% of case starts with a reported IOTN of 3 and Aesthetic Component of 6 or above	2	34	5.9%	5.2%	3.7%	4.0%
% of case starts with a reported IOTN of 4	28	34	82.4%	76.1%	78.7%	77.8%
% of case starts with a reported IOTN of 5	4	34	11.8%	18.2%	16.8%	16.7 %
% of concluded courses in receipt of dual-arch fixed appliances	0	1	N/A	86.3%	77.1%	74.3%
% of concluded courses where treatment was abandoned or discontinued	1	1	100.0%	9.9%	7.4%	6.9%
% of patients satisfied with the treatment they have received	2	2	100.0%	95.8%	95.9%	95.7%

\* Figures in italics indicate that the base number is less than 100.

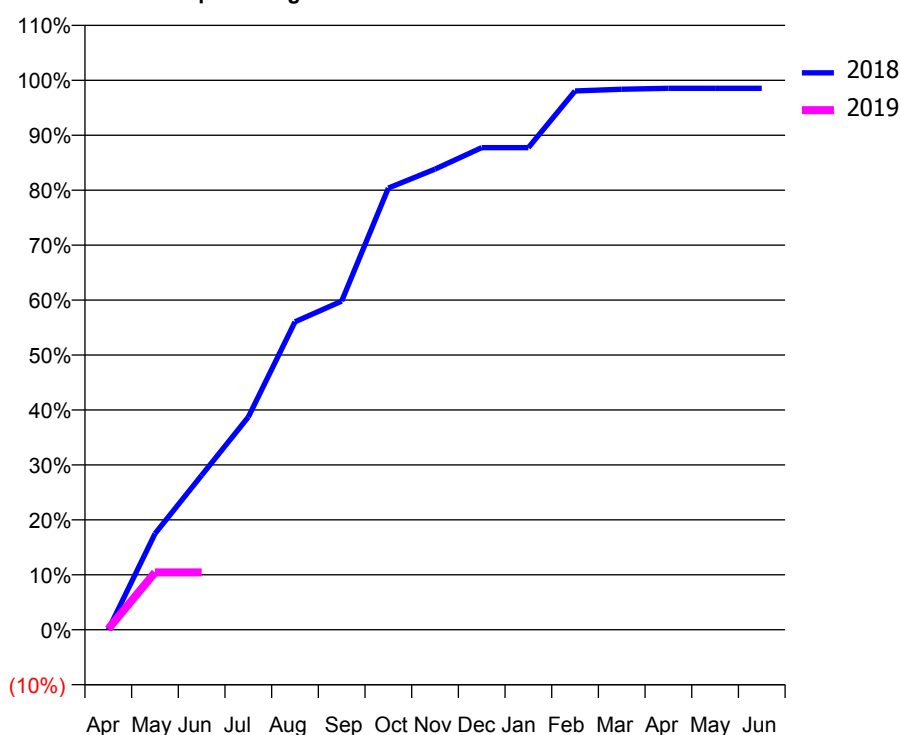
### Q45 - Vital Signs Orthodontic At a Glance Contract Report for 131091/0003 - June 2018

Name or company name	Roseberry Dental Practice	18/19 Contracted general activity (UDA)	14,584
Contract type name	GDS Contract	Carry forward general activity (UDA)	0
Purpose of contract	General and Orthodontic	18/19 Contracted orthodontic activity (UOA)	612
Contract start date	03/05/2015	Carry forward orthodontic activity (UOA)	0
Contract end date		Baseline contract value	£496,743.07

ACCESS	Contract	England and Wales
24 month ratio of assessments to patient IDs	1.02	1.09

ACTIVITY	Contract
Contract assess and fit appliances (case starts) as a percentage of Area Team case starts	0.6 %

Cumulative percentage of contracted UOA delivered 2018 & 2019



Month	Adjusted Scheduled Activity (UOA)		
	2017	2018	2019
April	1	0	1
May	4	107	64
June	8	172	64
July	31	237	
August	122	343	
September	146	366	
October	168	492	
November	300	513	
December	327	537	
January	350	537	
February	413	600	
March	477	602	
April	500	603	
May	500	603	
June	501	603	

#### QUANTITY METRICS (rolling 12 month period)

	Contract Quantity	Contract Base Number	Contract *	Area Team	Region	England
% of all assessments that were assess and fit appliances (case starts)	23	36	63.9%	53.8%	62.1%	60.4%
% of all assessments that were assess and refuse	6	36	16.7%	10.9%	11.2%	11.4%
% of all assessments that were assess and review	7	36	19.4%	35.3%	26.8%	28.3%
% of case starts with a reported IOTN of 3 and Aesthetic Component of 5 or below	0	23	<i>N/A</i>	0.1%	0.1%	0.1%
% of case starts with a reported IOTN of 3 and Aesthetic Component of 6 or above	0	23	<i>N/A</i>	5.2%	3.7%	4.0%
% of case starts with a reported IOTN of 4	22	23	95.7%	76.1%	78.7%	77.8%
% of case starts with a reported IOTN of 5	1	23	4.3%	18.2%	16.8%	16.7%
% of concluded courses in receipt of dual-arch fixed appliances	0	10	<i>N/A</i>	86.3%	77.1%	74.3%
% of concluded courses where treatment was abandoned or discontinued	2	10	20.0%	9.9%	7.4%	6.9%
% of patients satisfied with the treatment they have received	1	1	100.0%	95.8%	95.9%	95.7%

\* Figures in italics indicate that the base number is less than 100.

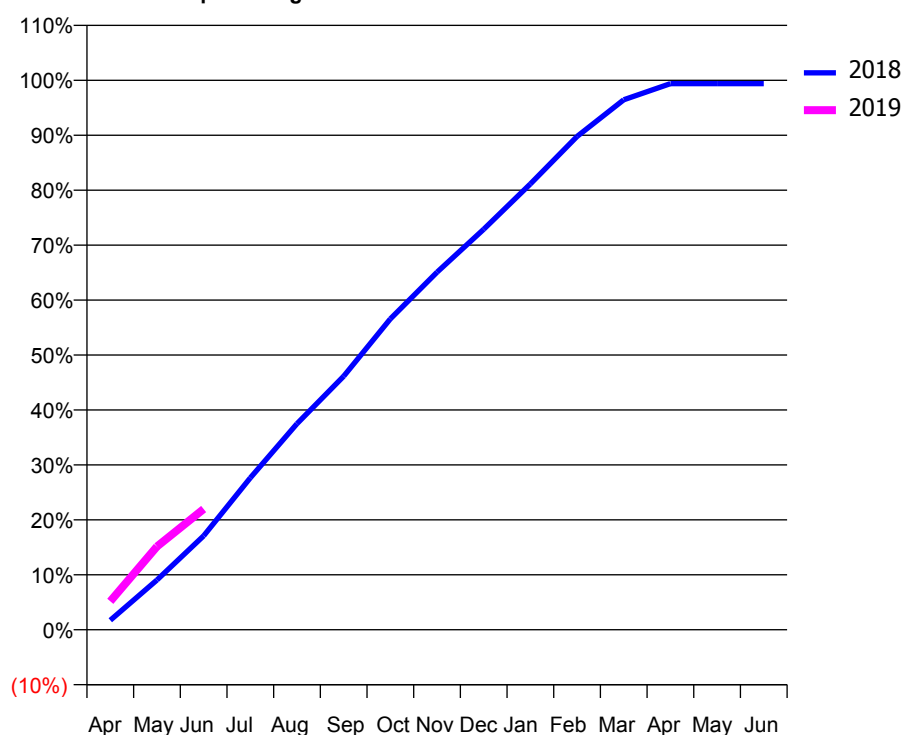
### Q45 - Vital Signs Orthodontic At a Glance Contract Report for 148555/0001 - June 2018

Name or company name	Falchion Orthodontics Ltd	18/19 Contracted general activity (UDA)	0
Contract type name	PDS Contract	Carry forward general activity (UDA)	0
Purpose of contract	Orthodontic	18/19 Contracted orthodontic activity (UOA)	19,442
Contract start date	01/04/2009	Carry forward orthodontic activity (UOA)	0
Contract end date	31/03/2020	Baseline contract value	£1,310,267.74

ACCESS	Contract	England and Wales
24 month ratio of assessments to patient IDs	1.23	1.09

ACTIVITY	Contract
Contract assess and fit appliances (case starts) as a percentage of Area Team case starts	22.4 %

Cumulative percentage of contracted UOA delivered 2018 & 2019



Month	Adjusted Scheduled Activity (UOA)		
	2017	2018	2019
April	274	338	1,005
May	1,173	1,760	2,947
June	2,776	3,323	4,272
July	5,019	5,374	
August	6,536	7,293	
September	8,732	8,973	
October	10,603	11,000	
November	12,193	12,650	
December	13,957	14,170	
January	16,086	15,774	
February	17,162	17,456	
March	18,493	18,754	
April	19,378	19,324	
May	19,378	19,324	
June	19,378	19,324	

#### QUANTITY METRICS (rolling 12 month period)

	Contract Quantity	Contract Base Number	Contract *	Area Team	Region	England
% of all assessments that were assess and fit appliances (case starts)	926	2,006	46.2%	53.8%	62.1%	60.4%
% of all assessments that were assess and refuse	174	2,006	8.7%	10.9%	11.2%	11.4%
% of all assessments that were assess and review	906	2,006	45.2%	35.3%	26.8%	28.3%
% of case starts with a reported IOTN of 3 and Aesthetic Component of 5 or below	0	926	N/A	0.1%	0.1%	0.1%
% of case starts with a reported IOTN of 3 and Aesthetic Component of 6 or above	27	926	2.9%	5.2%	3.7%	4.0%
% of case starts with a reported IOTN of 4	721	926	77.9%	76.1%	78.7%	77.8%
% of case starts with a reported IOTN of 5	176	926	19.0%	18.2%	16.8%	16.7%
% of concluded courses in receipt of dual-arch fixed appliances	946	1,063	89.0%	86.3%	77.1%	74.3%
% of concluded courses where treatment was abandoned or discontinued	93	1,063	8.7%	9.9%	7.4%	6.9%
% of patients satisfied with the treatment they have received	29	30	96.7%	95.8%	95.9%	95.7%

\* Figures in italics indicate that the base number is less than 100.

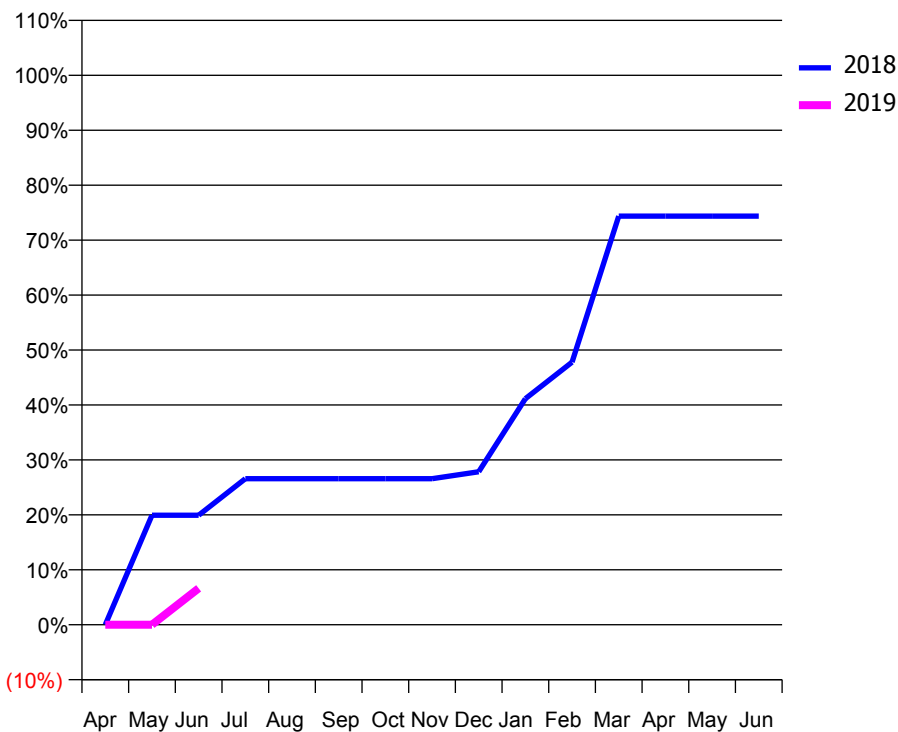
### Q45 - Vital Signs Orthodontic At a Glance Contract Report for 210129/0001 - June 2018

Name or company name	Mr B Johnson and Ms F Beaty	18/19 Contracted general activity (UDA)	32,845
Contract type name	GDS Contract	Carry forward general activity (UDA)	0
Purpose of contract	General and Orthodontic	18/19 Contracted orthodontic activity (UOA)	316
Contract start date	01/04/2006	Carry forward orthodontic activity (UOA)	0
Contract end date		Baseline contract value	£1,061,484.45

ACCESS	Contract	England and Wales
24 month ratio of assessments to patient IDs	1.00	1.09

ACTIVITY	Contract
Contract assess and fit appliances (case starts) as a percentage of Area Team case starts	0.2 %

Cumulative percentage of contracted UOA delivered 2018 & 2019



Month	Adjusted Scheduled Activity (UOA)		
	2017	2018	2019
April	0	0	0
May	0	63	0
June	0	63	21
July	42	84	
August	42	84	
September	42	84	
October	42	84	
November	147	84	
December	168	88	
January	168	130	
February	168	151	
March	189	235	
April	294	235	
May	294	235	
June	294	235	

#### QUANTITY METRICS (rolling 12 month period)

	Contract Quantity	Contract Base Number	Contract *	Area Team	Region	England
% of all assessments that were assess and fit appliances (case starts)	10	10	100.0%	53.8%	62.1%	60.4%
% of all assessments that were assess and refuse	0	10	0.0%	10.9%	11.2%	11.4%
% of all assessments that were assess and review	0	10	0.0%	35.3%	26.8%	28.3%
% of case starts with a reported IOTN of 3 and Aesthetic Component of 5 or below	0	10	N/A	0.1%	0.1%	0.1%
% of case starts with a reported IOTN of 3 and Aesthetic Component of 6 or above	8	10	80.0%	5.2%	3.7%	4.0%
% of case starts with a reported IOTN of 4	2	10	20.0%	76.1%	78.7%	77.8%
% of case starts with a reported IOTN of 5	0	10	N/A	18.2%	16.8%	16.7 %
% of concluded courses in receipt of dual-arch fixed appliances	8	9	88.9%	86.3%	77.1%	74.3%
% of concluded courses where treatment was abandoned or discontinued	1	9	11.1%	9.9%	7.4%	6.9%
% of patients satisfied with the treatment they have received	0	0	N/A	95.8%	95.9%	95.7%

\* Figures in italics indicate that the base number is less than 100.

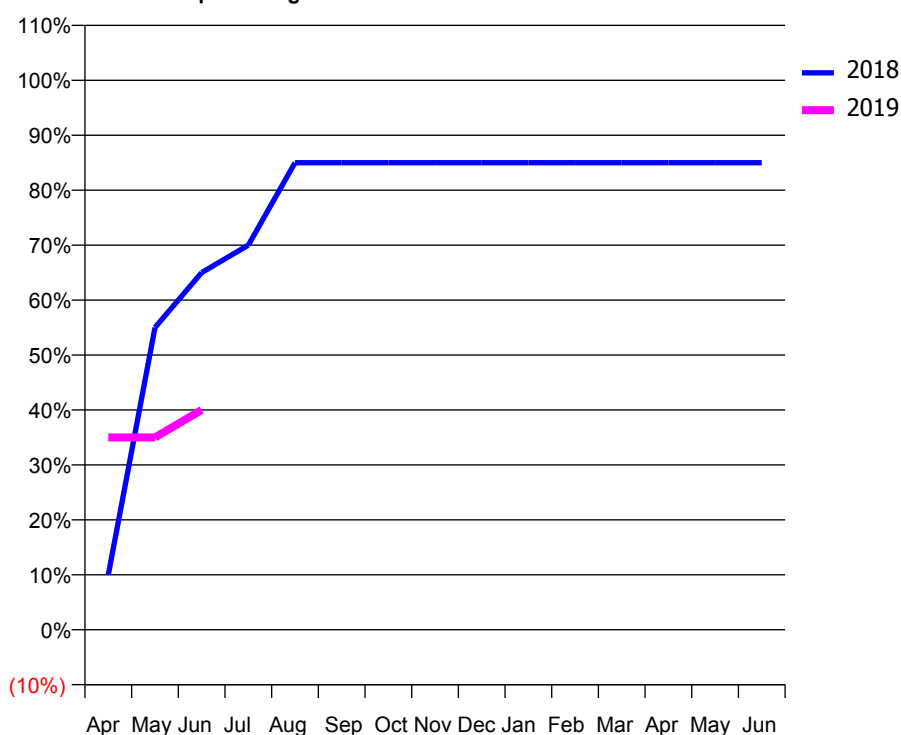
### Q45 - Vital Signs Orthodontic At a Glance Contract Report for 224340/0001 - June 2018

Name or company name	MR T PUTTICK	18/19 Contracted general activity (UDA)	7,034
Contract type name	GDS Contract	Carry forward general activity (UDA)	0
Purpose of contract	General and Orthodontic	18/19 Contracted orthodontic activity (UOA)	420
Contract start date	01/04/2006	Carry forward orthodontic activity (UOA)	0
Contract end date		Baseline contract value	£241,396.31

ACCESS	Contract	England and Wales
24 month ratio of assessments to patient IDs	1.00	1.09

ACTIVITY	Contract
Contract assess and fit appliances (case starts) as a percentage of Area Team case starts	0.3 %

Cumulative percentage of contracted UOA delivered 2018 & 2019



Month	Adjusted Scheduled Activity (UOA)		
	2017	2018	2019
April	21	42	147
May	84	231	147
June	84	273	168
July	147	294	
August	252	357	
September	273	357	
October	336	357	
November	357	357	
December	357	357	
January	357	357	
February	357	357	
March	357	357	
April	357	357	
May	357	357	
June	357	357	

#### QUANTITY METRICS (rolling 12 month period)

	Contract Quantity	Contract Base Number	Contract *	Area Team	Region	England
% of all assessments that were assess and fit appliances (case starts)	12	12	100.0%	53.8%	62.1%	60.4%
% of all assessments that were assess and refuse	0	12	0.0%	10.9%	11.2%	11.4%
% of all assessments that were assess and review	0	12	0.0%	35.3%	26.8%	28.3%
% of case starts with a reported IOTN of 3 and Aesthetic Component of 5 or below	0	12	N/A	0.1%	0.1%	0.1%
% of case starts with a reported IOTN of 3 and Aesthetic Component of 6 or above	0	12	N/A	5.2%	3.7%	4.0%
% of case starts with a reported IOTN of 4	10	12	83.3%	76.1%	78.7%	77.8%
% of case starts with a reported IOTN of 5	2	12	16.7%	18.2%	16.8%	16.7%
% of concluded courses in receipt of dual-arch fixed appliances	24	27	88.9%	86.3%	77.1%	74.3%
% of concluded courses where treatment was abandoned or discontinued	1	27	3.7%	9.9%	7.4%	6.9%
% of patients satisfied with the treatment they have received	0	0	N/A	95.8%	95.9%	95.7%

\* Figures in italics indicate that the base number is less than 100.

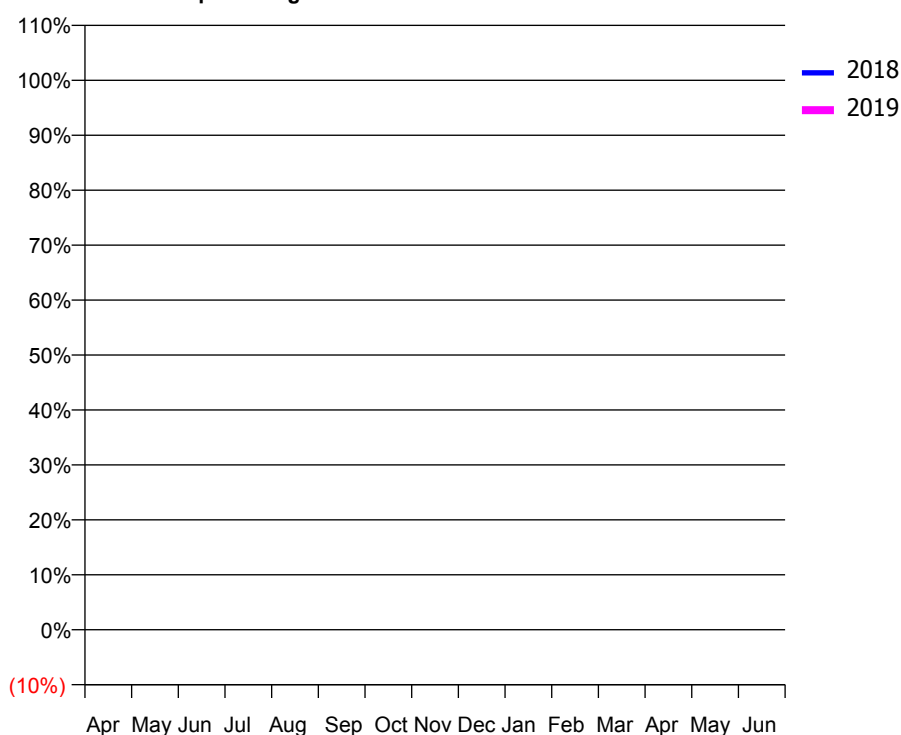
### Q45 - Vital Signs Orthodontic At a Glance Contract Report for 326445/0001 - June 2018

Name or company name	MRS M PUTTICK	18/19 Contracted general activity (UDA)	4,030
Contract type name	GDS Contract	Carry forward general activity (UDA)	0
Purpose of contract	General	18/19 Contracted orthodontic activity (UOA)	0
Contract start date	01/04/2006	Carry forward orthodontic activity (UOA)	0
Contract end date		Baseline contract value	£123,023.44

ACCESS	Contract	England and Wales
24 month ratio of assessments to patient IDs	1.00	1.09

ACTIVITY	Contract
Contract assess and fit appliances (case starts) as a percentage of Area Team case starts	0.0 %

Cumulative percentage of contracted UOA delivered 2018 & 2019



Month	Adjusted Scheduled Activity (UOA)		
	2017	2018	2019
April	21	0	21
May	21	21	21
June	42	63	42
July	42	63	
August	63	63	
September	63	63	
October	63	63	
November	63	63	
December	63	63	
January	63	63	
February	63	63	
March	63	63	
April	63	63	
May	63	63	
June	63	63	

#### QUANTITY METRICS (rolling 12 month period)

	Contract Quantity	Contract Base Number	Contract *	Area Team	Region	England
% of all assessments that were assess and fit appliances (case starts)	2	2	100.0%	53.8%	62.1%	60.4%
% of all assessments that were assess and refuse	0	2	0.0%	10.9%	11.2%	11.4%
% of all assessments that were assess and review	0	2	0.0%	35.3%	26.8%	28.3%
% of case starts with a reported IOTN of 3 and Aesthetic Component of 5 or below	0	2	N/A	0.1%	0.1%	0.1%
% of case starts with a reported IOTN of 3 and Aesthetic Component of 6 or above	0	2	N/A	5.2%	3.7%	4.0%
% of case starts with a reported IOTN of 4	2	2	100.0%	76.1%	78.7%	77.8%
% of case starts with a reported IOTN of 5	0	2	N/A	18.2%	16.8%	16.7%
% of concluded courses in receipt of dual-arch fixed appliances	5	6	83.3%	86.3%	77.1%	74.3%
% of concluded courses where treatment was abandoned or discontinued	1	6	16.7%	9.9%	7.4%	6.9%
% of patients satisfied with the treatment they have received	0	0	N/A	95.8%	95.9%	95.7%

\* Figures in italics indicate that the base number is less than 100.



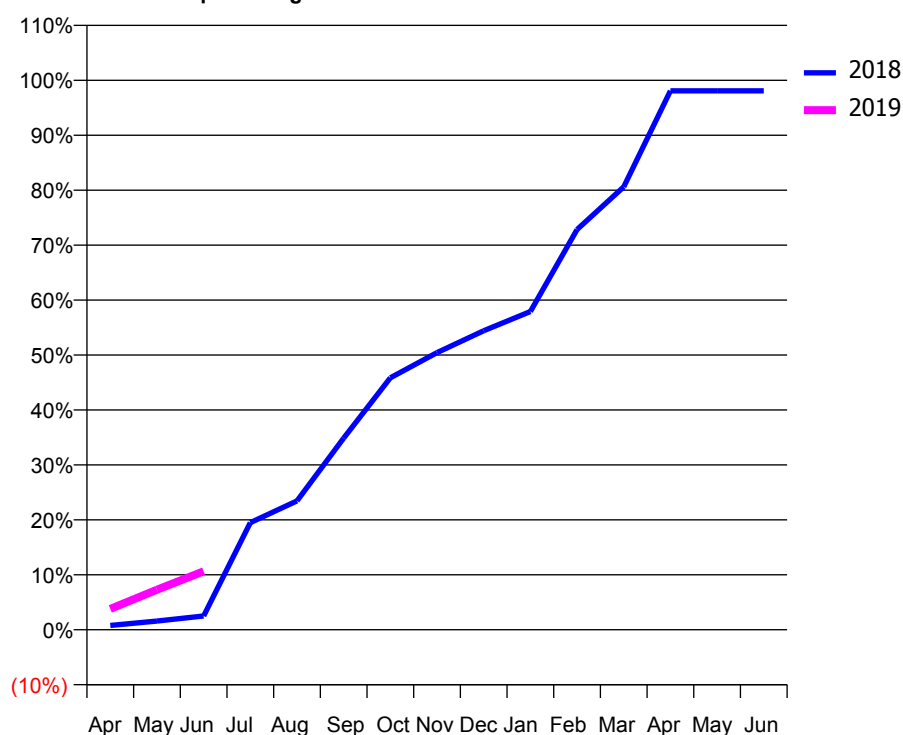
### Q45 - Vital Signs Orthodontic At a Glance Contract Report for 328146/0001 - June 2018

Name or company name	MR ND SMITH	18/19 Contracted general activity (UDA)	36,811
Contract type name	GDS Contract	Carry forward general activity (UDA)	0
Purpose of contract	General and Orthodontic	18/19 Contracted orthodontic activity (UOA)	630
Contract start date	01/04/2006	Carry forward orthodontic activity (UOA)	0
Contract end date		Baseline contract value	£943,252.17

ACCESS	Contract	England and Wales
24 month ratio of assessments to patient IDs	1.13	1.09

ACTIVITY	Contract
Contract assess and fit appliances (case starts) as a percentage of Area Team case starts	0.8 %

Cumulative percentage of contracted UOA delivered 2018 & 2019



Month	Adjusted Scheduled Activity (UOA)		
	2017	2018	2019
April	1	5	24
May	4	10	46
June	29	16	67
July	51	123	
August	98	148	
September	125	220	
October	189	289	
November	351	318	
December	378	343	
January	421	365	
February	444	459	
March	578	508	
April	559	618	
May	613	618	
June	613	618	

#### QUANTITY METRICS (rolling 12 month period)

	Contract Quantity	Contract Base Number	Contract *	Area Team	Region	England
% of all assessments that were assess and fit appliances (case starts)	33	71	46.5%	53.8%	62.1%	60.4%
% of all assessments that were assess and refuse	17	71	23.9%	10.9%	11.2%	11.4%
% of all assessments that were assess and review	21	71	29.6%	35.3%	26.8%	28.3%
% of case starts with a reported IOTN of 3 and Aesthetic Component of 5 or below	2	33	6.1%	0.1%	0.1%	0.1%
% of case starts with a reported IOTN of 3 and Aesthetic Component of 6 or above	1	33	3.0%	5.2%	3.7%	4.0%
% of case starts with a reported IOTN of 4	28	33	84.8%	76.1%	78.7%	77.8%
% of case starts with a reported IOTN of 5	2	33	6.1%	18.2%	16.8%	16.7%
% of concluded courses in receipt of dual-arch fixed appliances	6	8	75.0%	86.3%	77.1%	74.3%
% of concluded courses where treatment was abandoned or discontinued	1	8	12.5%	9.9%	7.4%	6.9%
% of patients satisfied with the treatment they have received	0	0	N/A	95.8%	95.9%	95.7%

\* Figures in italics indicate that the base number is less than 100.

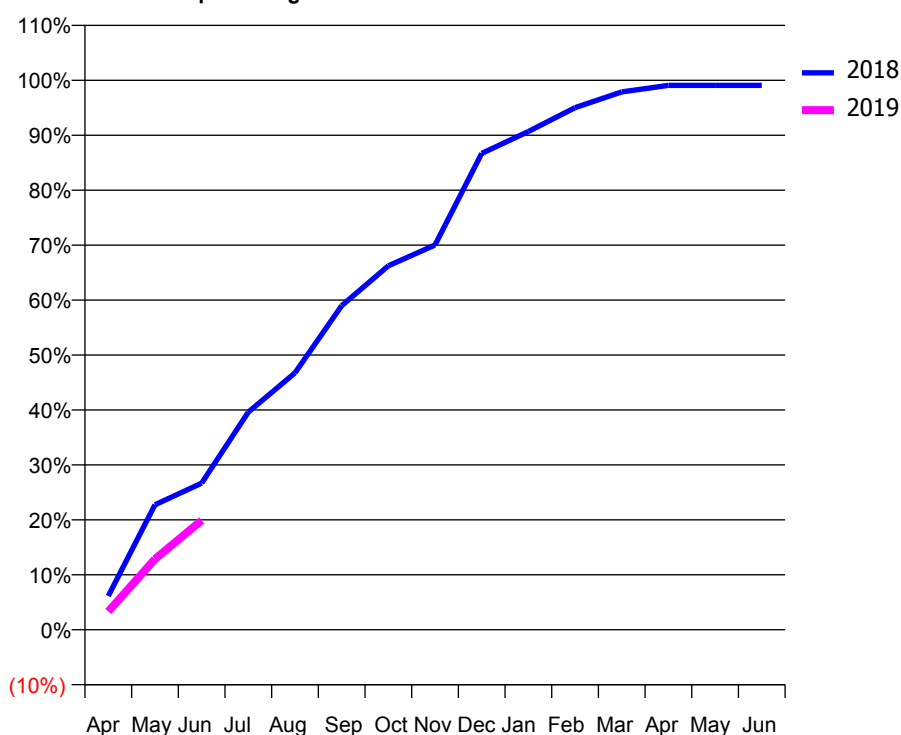
### Q45 - Vital Signs Orthodontic At a Glance Contract Report for 650676/0003 - June 2018

Name or company name	MR PA AVERLEY	18/19 Contracted general activity (UDA)	0
Contract type name	PDS Contract	Carry forward general activity (UDA)	0
Purpose of contract	Orthodontic	18/19 Contracted orthodontic activity (UOA)	11,359
Contract start date	01/01/2009	Carry forward orthodontic activity (UOA)	0
Contract end date	31/03/2019	Baseline contract value	£656,092.98

ACCESS	Contract	England and Wales
24 month ratio of assessments to patient IDs	1.02	1.09

ACTIVITY	Contract
Contract assess and fit appliances (case starts) as a percentage of Area Team case starts	11.8 %

Cumulative percentage of contracted UOA delivered 2018 & 2019



Month	Adjusted Scheduled Activity (UOA)		
	2017	2018	2019
April	599	658	379
May	1,682	2,436	1,461
June	2,242	2,857	2,262
July	2,830	4,241	
August	3,893	5,004	
September	4,864	6,312	
October	6,790	7,090	
November	7,927	7,494	
December	8,642	9,280	
January	9,529	9,705	
February	10,151	10,169	
March	10,704	10,477	
April	10,707	10,604	
May	10,707	10,604	
June	10,707	10,604	

#### QUANTITY METRICS (rolling 12 month period)

	Contract Quantity	Contract Base Number	Contract *	Area Team	Region	England
% of all assessments that were assess and fit appliances (case starts)	486	541	89.8%	53.8%	62.1%	60.4%
% of all assessments that were assess and refuse	28	541	5.2%	10.9%	11.2%	11.4%
% of all assessments that were assess and review	27	541	5.0%	35.3%	26.8%	28.3%
% of case starts with a reported IOTN of 3 and Aesthetic Component of 5 or below	0	486	N/A	0.1%	0.1%	0.1%
% of case starts with a reported IOTN of 3 and Aesthetic Component of 6 or above	33	486	6.8%	5.2%	3.7%	4.0%
% of case starts with a reported IOTN of 4	338	486	69.5%	76.1%	78.7%	77.8%
% of case starts with a reported IOTN of 5	113	486	23.3%	18.2%	16.8%	16.7%
% of concluded courses in receipt of dual-arch fixed appliances	637	699	91.1%	86.3%	77.1%	74.3%
% of concluded courses where treatment was abandoned or discontinued	21	699	3.0%	9.9%	7.4%	6.9%
% of patients satisfied with the treatment they have received	10	10	100.0%	95.8%	95.9%	95.7%

\* Figures in italics indicate that the base number is less than 100.

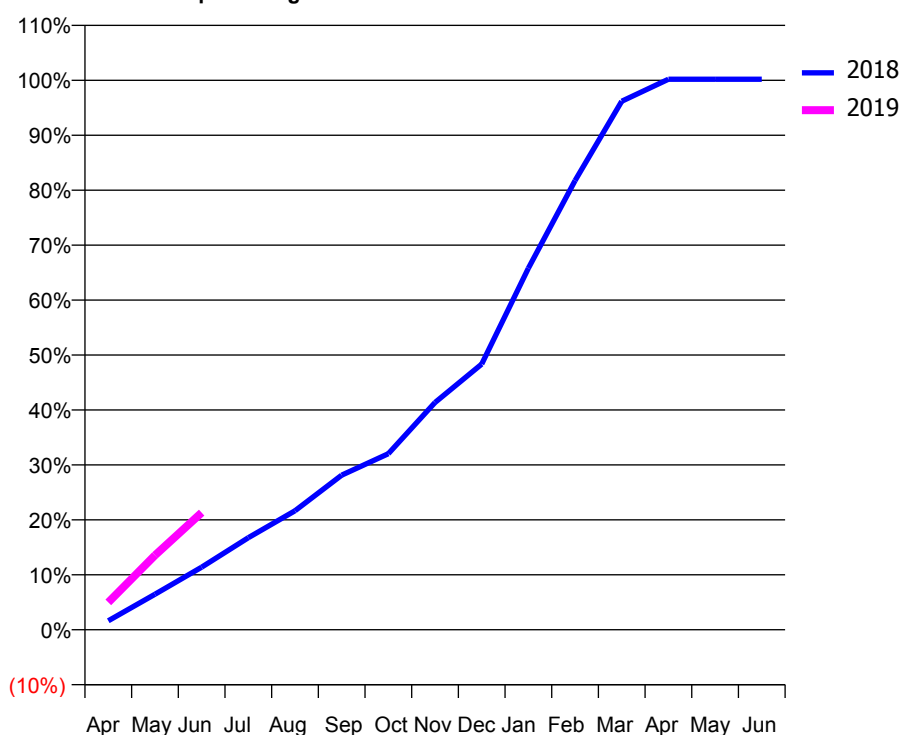
### Q45 - Vital Signs Orthodontic At a Glance Contract Report for 725544/0001 - June 2018

Name or company name	MR MG STEDMAN	18/19 Contracted general activity (UDA)	0
Contract type name	PDS Contract	Carry forward general activity (UDA)	0
Purpose of contract	Orthodontic	18/19 Contracted orthodontic activity (UOA)	17,367
Contract start date	01/04/2006	Carry forward orthodontic activity (UOA)	0
Contract end date	31/03/2019	Baseline contract value	£1,175,120.71

ACCESS	Contract	England and Wales
24 month ratio of assessments to patient IDs	1.19	1.09

ACTIVITY	Contract
Contract assess and fit appliances (case starts) as a percentage of Area Team case starts	21.3 %

Cumulative percentage of contracted UOA delivered 2018 & 2019



Month	Adjusted Scheduled Activity (UOA)		
	2017	2018	2019
April	1,191	285	868
May	3,089	1,124	2,354
June	4,783	1,977	3,701
July	6,373	2,908	
August	7,685	3,761	
September	9,166	4,887	
October	11,789	5,567	
November	13,189	7,184	
December	15,019	8,397	
January	16,359	11,429	
February	16,809	14,197	
March	17,598	16,706	
April	17,940	17,399	
May	17,940	17,398	
June	17,940	17,398	

#### QUANTITY METRICS (rolling 12 month period)

	Contract Quantity	Contract Base Number	Contract *	Area Team	Region	England
% of all assessments that were assess and fit appliances (case starts)	878	1,960	44.8%	53.8%	62.1%	60.4%
% of all assessments that were assess and refuse	222	1,960	11.3%	10.9%	11.2%	11.4%
% of all assessments that were assess and review	860	1,960	43.9%	35.3%	26.8%	28.3%
% of case starts with a reported IOTN of 3 and Aesthetic Component of 5 or below	1	878	0.1%	0.1%	0.1%	0.1%
% of case starts with a reported IOTN of 3 and Aesthetic Component of 6 or above	17	878	1.9%	5.2%	3.7%	4.0%
% of case starts with a reported IOTN of 4	693	878	78.9%	76.1%	78.7%	77.8%
% of case starts with a reported IOTN of 5	155	878	17.7%	18.2%	16.8%	16.7%
% of concluded courses in receipt of dual-arch fixed appliances	833	906	91.9%	86.3%	77.1%	74.3%
% of concluded courses where treatment was abandoned or discontinued	56	906	6.2%	9.9%	7.4%	6.9%
% of patients satisfied with the treatment they have received	22	24	91.7%	95.8%	95.9%	95.7%

\* Figures in italics indicate that the base number is less than 100.

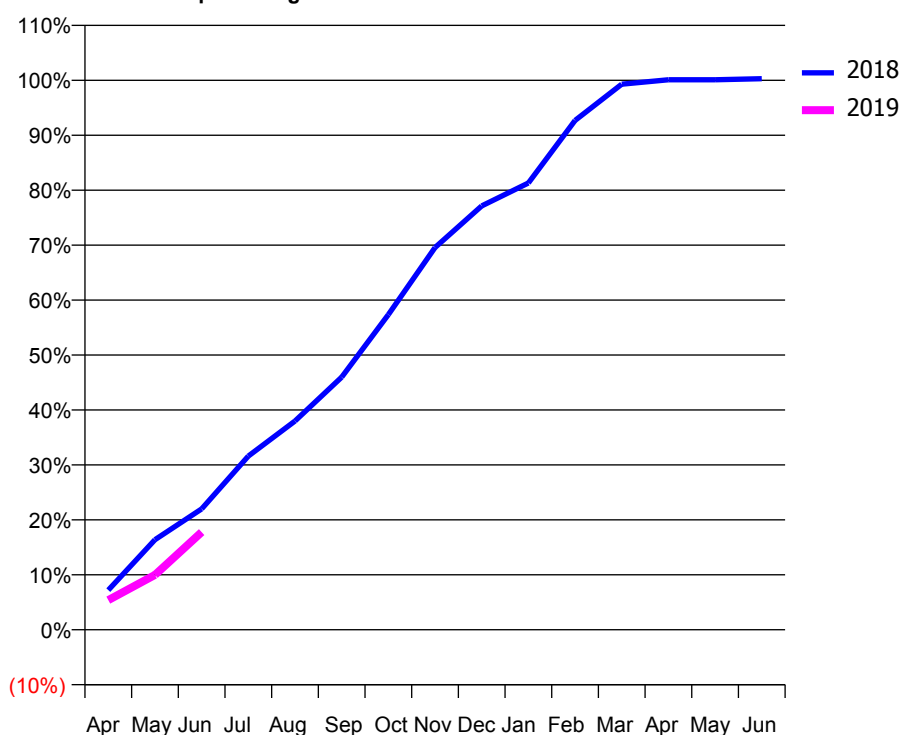
### Q45 - Vital Signs Orthodontic At a Glance Contract Report for 736953/0003 - June 2018

Name or company name	MR NA FOX	18/19 Contracted general activity (UDA)	0
Contract type name	PDS Contract	Carry forward general activity (UDA)	0
Purpose of contract	Orthodontic	18/19 Contracted orthodontic activity (UOA)	10,533
Contract start date	01/04/2009	Carry forward orthodontic activity (UOA)	0
Contract end date	31/03/2019	Baseline contract value	£630,804.75

ACCESS	Contract	England and Wales
24 month ratio of assessments to patient IDs	1.11	1.09

ACTIVITY	Contract
Contract assess and fit appliances (case starts) as a percentage of Area Team case starts	11.7 %

Cumulative percentage of contracted UOA delivered 2018 & 2019



Month	Adjusted Scheduled Activity (UOA)		
	2017	2018	2019
April	569	760	569
May	1,363	1,726	1,052
June	2,116	2,318	1,873
July	2,974	3,330	
August	3,741	4,002	
September	4,840	4,842	
October	6,187	6,041	
November	7,274	7,326	
December	8,098	8,124	
January	9,047	8,565	
February	10,143	9,762	
March	10,388	10,459	
April	10,546	10,543	
May	10,546	10,543	
June	10,546	10,564	

#### QUANTITY METRICS (rolling 12 month period)

	Contract Quantity	Contract Base Number	Contract *	Area Team	Region	England
% of all assessments that were assess and fit appliances (case starts)	484	489	99.0%	53.8%	62.1%	60.4%
% of all assessments that were assess and refuse	2	489	0.4%	10.9%	11.2%	11.4%
% of all assessments that were assess and review	3	489	0.6%	35.3%	26.8%	28.3%
% of case starts with a reported IOTN of 3 and Aesthetic Component of 5 or below	0	484	N/A	0.1%	0.1%	0.1%
% of case starts with a reported IOTN of 3 and Aesthetic Component of 6 or above	29	484	6.0%	5.2%	3.7%	4.0%
% of case starts with a reported IOTN of 4	374	484	77.3%	76.1%	78.7%	77.8%
% of case starts with a reported IOTN of 5	81	484	16.7%	18.2%	16.8%	16.7%
% of concluded courses in receipt of dual-arch fixed appliances	426	529	80.5%	86.3%	77.1%	74.3%
% of concluded courses where treatment was abandoned or discontinued	65	529	12.3%	9.9%	7.4%	6.9%
% of patients satisfied with the treatment they have received	12	13	92.3%	95.8%	95.9%	95.7%

\* Figures in italics indicate that the base number is less than 100.

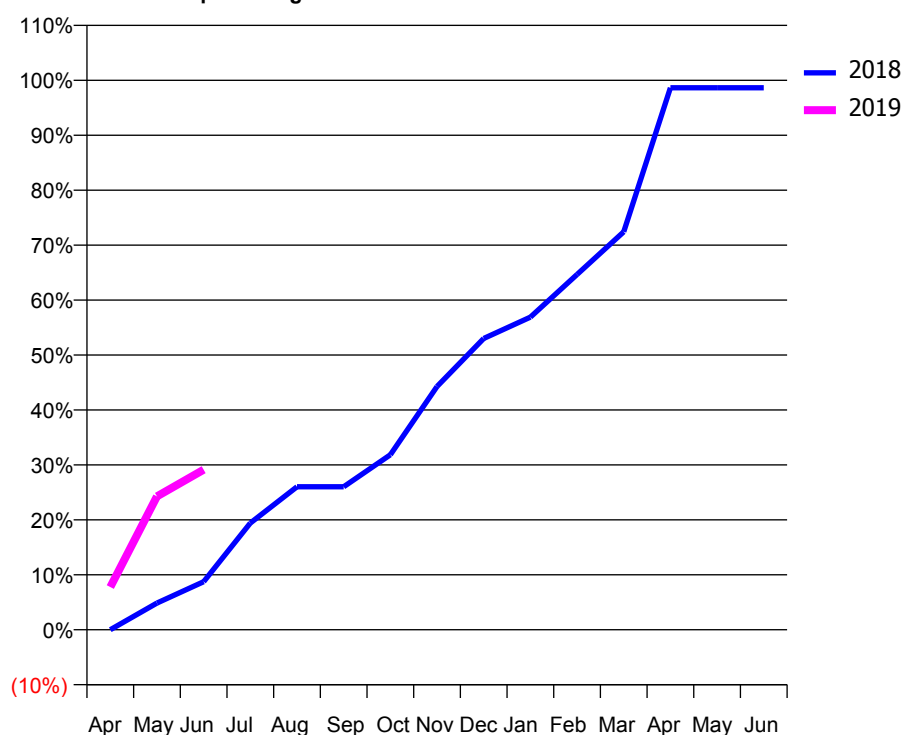
### Q45 - Vital Signs Orthodontic At a Glance Contract Report for 739170/0001 - June 2018

Name or company name	MR RS ELSTON	18/19 Contracted general activity (UDA)	13,622
Contract type name	GDS Contract	Carry forward general activity (UDA)	0
Purpose of contract	General and Orthodontic	18/19 Contracted orthodontic activity (UOA)	103
Contract start date	01/04/2006	Carry forward orthodontic activity (UOA)	0
Contract end date		Baseline contract value	£322,101.45

ACCESS	Contract	England and Wales
24 month ratio of assessments to patient IDs	1.40	1.09

ACTIVITY	Contract
Contract assess and fit appliances (case starts) as a percentage of Area Team case starts	0.0 %

Cumulative percentage of contracted UOA delivered 2018 & 2019



Month	Adjusted Scheduled Activity (UOA)		
	2017	2018	2019
April	5	0	8
May	7	5	25
June	9	9	30
July	16	20	
August	21	27	
September	29	27	
October	37	33	
November	51	46	
December	64	55	
January	68	59	
February	79	67	
March	88	75	
April	95	102	
May	95	102	
June	95	102	

#### QUANTITY METRICS (rolling 12 month period)

	Contract Quantity	Contract Base Number	Contract *	Area Team	Region	England
% of all assessments that were assess and fit appliances (case starts)	2	103	1.9%	53.8%	62.1%	60.4%
% of all assessments that were assess and refuse	0	103	0.0%	10.9%	11.2%	11.4%
% of all assessments that were assess and review	101	103	98.1%	35.3%	26.8%	28.3%
% of case starts with a reported IOTN of 3 and Aesthetic Component of 5 or below	0	2	<i>N/A</i>	0.1%	0.1%	0.1%
% of case starts with a reported IOTN of 3 and Aesthetic Component of 6 or above	0	2	<i>N/A</i>	5.2%	3.7%	4.0%
% of case starts with a reported IOTN of 4	1	2	50.0%	76.1%	78.7%	77.8%
% of case starts with a reported IOTN of 5	1	2	50.0%	18.2%	16.8%	16.7%
% of concluded courses in receipt of dual-arch fixed appliances	0	0	<i>N/A</i>	86.3%	77.1%	74.3%
% of concluded courses where treatment was abandoned or discontinued	0	0	<i>N/A</i>	9.9%	7.4%	6.9%
% of patients satisfied with the treatment they have received	0	0	<i>N/A</i>	95.8%	95.9%	95.7%

\* Figures in italics indicate that the base number is less than 100.

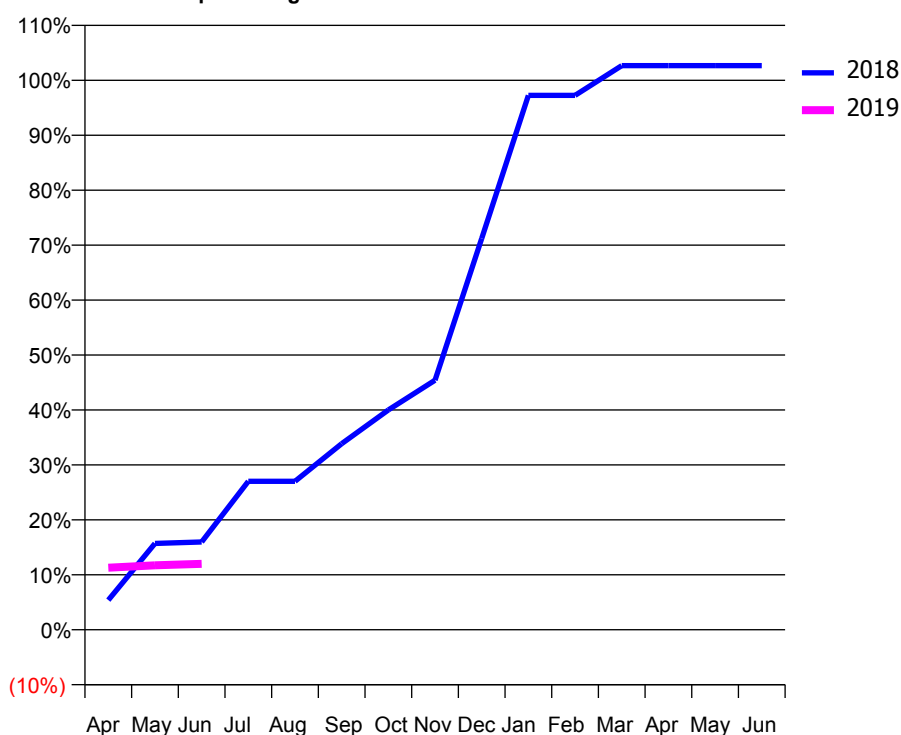
### Q45 - Vital Signs Orthodontic At a Glance Contract Report for 832472/0001 - June 2018

Name or company name	MR AR FLETCHER	18/19 Contracted general activity (UDA)	32,908
Contract type name	GDS Contract	Carry forward general activity (UDA)	0
Purpose of contract	General and Orthodontic	18/19 Contracted orthodontic activity (UOA)	407
Contract start date	01/04/2006	Carry forward orthodontic activity (UOA)	0
Contract end date		Baseline contract value	£866,744.59

ACCESS	Contract	England and Wales
24 month ratio of assessments to patient IDs	1.00	1.09

ACTIVITY	Contract
Contract assess and fit appliances (case starts) as a percentage of Area Team case starts	0.5 %

Cumulative percentage of contracted UOA delivered 2018 & 2019



Month	Adjusted Scheduled Activity (UOA)		
	2017	2018	2019
April	21	22	46
May	42	64	48
June	84	65	49
July	89	110	
August	132	110	
September	175	138	
October	238	163	
November	301	185	
December	324	290	
January	350	396	
February	351	396	
March	352	418	
April	396	418	
May	400	418	
June	400	418	

#### QUANTITY METRICS (rolling 12 month period)

	Contract Quantity	Contract Base Number	Contract *	Area Team	Region	England
% of all assessments that were assess and fit appliances (case starts)	20	34	58.8%	53.8%	62.1%	60.4%
% of all assessments that were assess and refuse	2	34	5.9%	10.9%	11.2%	11.4%
% of all assessments that were assess and review	12	34	35.3%	35.3%	26.8%	28.3%
% of case starts with a reported IOTN of 3 and Aesthetic Component of 5 or below	0	20	N/A	0.1%	0.1%	0.1%
% of case starts with a reported IOTN of 3 and Aesthetic Component of 6 or above	4	20	20.0%	5.2%	3.7%	4.0%
% of case starts with a reported IOTN of 4	14	20	70.0%	76.1%	78.7%	77.8%
% of case starts with a reported IOTN of 5	2	20	10.0%	18.2%	16.8%	16.7%
% of concluded courses in receipt of dual-arch fixed appliances	11	15	73.3%	86.3%	77.1%	74.3%
% of concluded courses where treatment was abandoned or discontinued	4	15	26.7%	9.9%	7.4%	6.9%
% of patients satisfied with the treatment they have received	0	0	N/A	95.8%	95.9%	95.7%

\* Figures in italics indicate that the base number is less than 100.

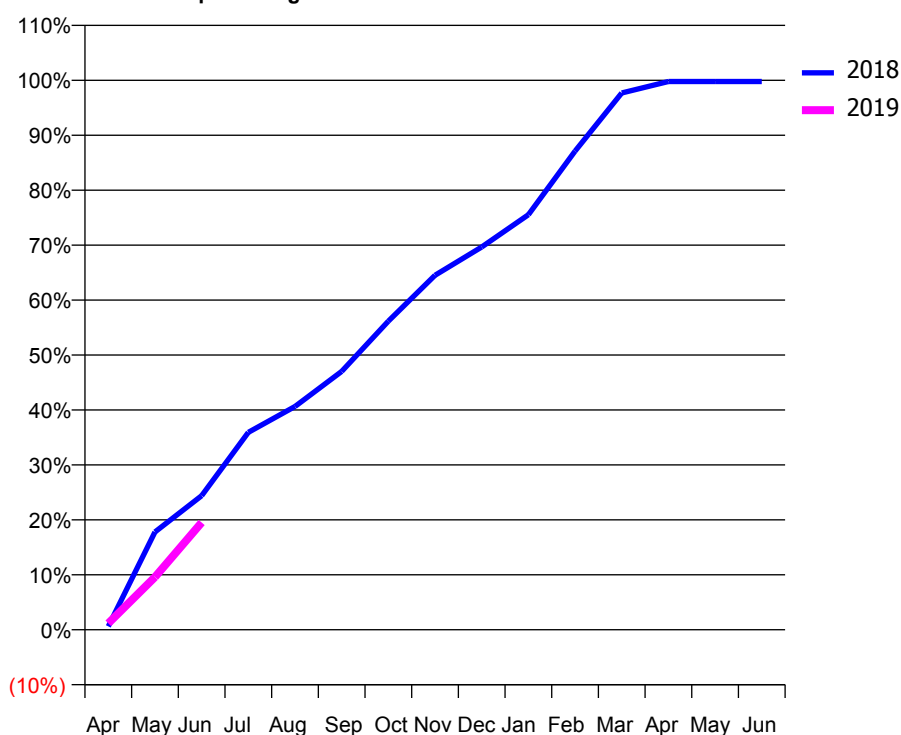
### Q45 - Vital Signs Orthodontic At a Glance Contract Report for 839728/0002 - June 2018

Name or company name	MR NJ HUNTLEY	18/19 Contracted general activity (UDA)	0
Contract type name	PDS Contract	Carry forward general activity (UDA)	0
Purpose of contract	Orthodontic	18/19 Contracted orthodontic activity (UOA)	18,337
Contract start date	01/06/2011	Carry forward orthodontic activity (UOA)	0
Contract end date	31/03/2019	Baseline contract value	£1,237,599.09

ACCESS	Contract	England and Wales
24 month ratio of assessments to patient IDs	1.08	1.09

ACTIVITY	Contract
Contract assess and fit appliances (case starts) as a percentage of Area Team case starts	19.4 %

Cumulative percentage of contracted UOA delivered 2018 & 2019



Month	Adjusted Scheduled Activity (UOA)		
	2017	2018	2019
April	308	114	217
May	1,618	3,264	1,758
June	2,560	4,475	3,579
July	4,396	6,590	
August	5,762	7,453	
September	7,120	8,623	
October	8,277	10,298	
November	10,525	11,831	
December	12,375	12,774	
January	13,960	13,851	
February	15,093	15,971	
March	17,622	17,914	
April	18,269	18,296	
May	18,337	18,296	
June	18,337	18,296	

#### QUANTITY METRICS (rolling 12 month period)

	Contract Quantity	Contract Base Number	Contract *	Area Team	Region	England
% of all assessments that were assess and fit appliances (case starts)	802	1,563	51.3%	53.8%	62.1%	60.4%
% of all assessments that were assess and refuse	255	1,563	16.3%	10.9%	11.2%	11.4%
% of all assessments that were assess and review	506	1,563	32.4%	35.3%	26.8%	28.3%
% of case starts with a reported IOTN of 3 and Aesthetic Component of 5 or below	1	802	0.1%	0.1%	0.1%	0.1%
% of case starts with a reported IOTN of 3 and Aesthetic Component of 6 or above	56	802	7.0%	5.2%	3.7%	4.0%
% of case starts with a reported IOTN of 4	599	802	74.7%	76.1%	78.7%	77.8%
% of case starts with a reported IOTN of 5	145	802	18.1%	18.2%	16.8%	16.7%
% of concluded courses in receipt of dual-arch fixed appliances	587	720	81.5%	86.3%	77.1%	74.3%
% of concluded courses where treatment was abandoned or discontinued	112	720	15.6%	9.9%	7.4%	6.9%
% of patients satisfied with the treatment they have received	23	24	95.8%	95.8%	95.9%	95.7%

\* Figures in italics indicate that the base number is less than 100.

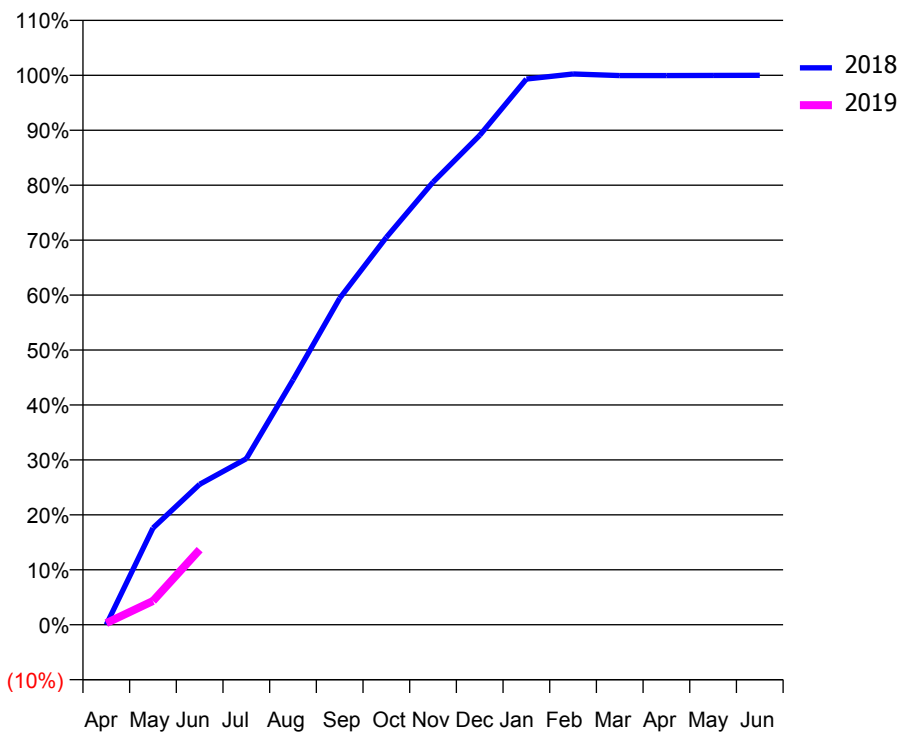
### Q45 - Vital Signs Orthodontic At a Glance Contract Report for 839728/0003 - June 2018

Name or company name	MR NJ HUNTLEY	18/19 Contracted general activity (UDA)	0
Contract type name	PDS Contract	Carry forward general activity (UDA)	0
Purpose of contract	Orthodontic	18/19 Contracted orthodontic activity (UOA)	6,959
Contract start date	01/06/2011	Carry forward orthodontic activity (UOA)	0
Contract end date	31/03/2019	Baseline contract value	£424,947.53

ACCESS	Contract	England and Wales
24 month ratio of assessments to patient IDs	1.02	1.09

ACTIVITY	Contract
Contract assess and fit appliances (case starts) as a percentage of Area Team case starts	6.8 %

Cumulative percentage of contracted UOA delivered 2018 & 2019



Month	Adjusted Scheduled Activity (UOA)		
	2017	2018	2019
April	0	0	21
May	360	1,225	302
June	642	1,779	952
July	1,452	2,104	
August	2,218	3,102	
September	2,978	4,135	
October	3,483	4,907	
November	4,714	5,606	
December	5,674	6,199	
January	6,058	6,911	
February	6,669	6,976	
March	6,773	6,955	
April	6,967	6,955	
May	6,967	6,957	
June	6,967	6,958	

#### QUANTITY METRICS (rolling 12 month period)

	Contract Quantity	Contract Base Number	Contract *	Area Team	Region	England
% of all assessments that were assess and fit appliances (case starts)	282	599	47.1%	53.8%	62.1%	60.4%
% of all assessments that were assess and refuse	89	599	14.9%	10.9%	11.2%	11.4%
% of all assessments that were assess and review	228	599	38.1%	35.3%	26.8%	28.3%
% of case starts with a reported IOTN of 3 and Aesthetic Component of 5 or below	0	282	N/A	0.1%	0.1%	0.1%
% of case starts with a reported IOTN of 3 and Aesthetic Component of 6 or above	30	282	10.6%	5.2%	3.7%	4.0%
% of case starts with a reported IOTN of 4	202	282	71.6%	76.1%	78.7%	77.8%
% of case starts with a reported IOTN of 5	49	282	17.4%	18.2%	16.8%	16.7 %
% of concluded courses in receipt of dual-arch fixed appliances	317	403	78.7%	86.3%	77.1%	74.3%
% of concluded courses where treatment was abandoned or discontinued	77	403	19.1%	9.9%	7.4%	6.9%
% of patients satisfied with the treatment they have received	11	11	100.0%	95.8%	95.9%	95.7%

\* Figures in italics indicate that the base number is less than 100.



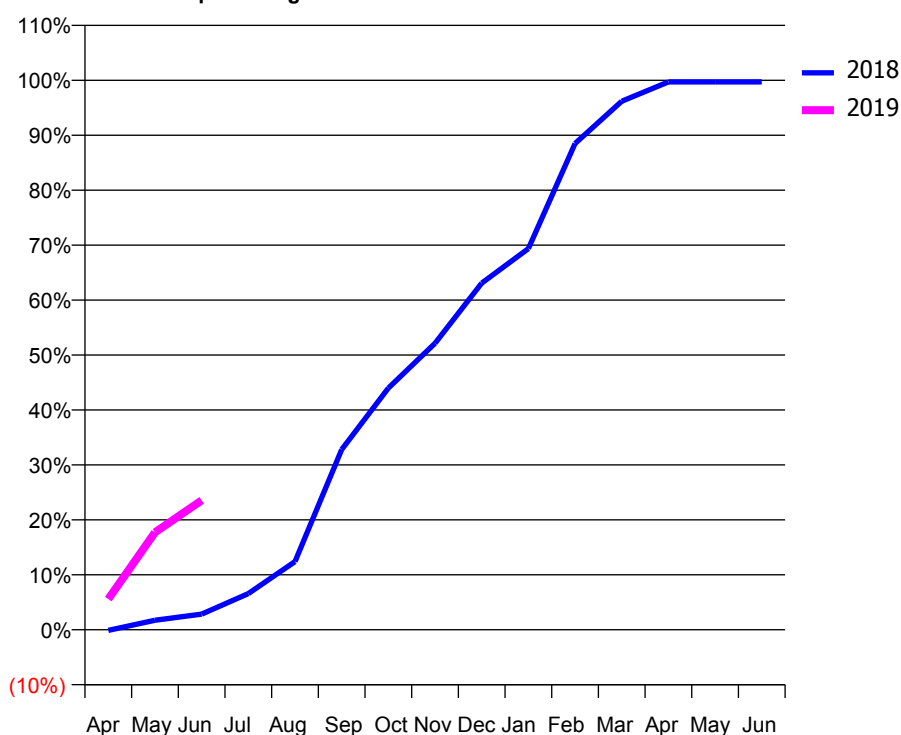
### Q46 - Vital Signs Orthodontic At a Glance Contract Report for 101281/0088 - June 2018

Name or company name	OASIS DENTAL CARE LTD	18/19 Contracted general activity (UDA)	0
Contract type name	PDS Contract	Carry forward general activity (UDA)	0
Purpose of contract	Orthodontic	18/19 Contracted orthodontic activity (UOA)	9,019
Contract start date	01/04/2006	Carry forward orthodontic activity (UOA)	0
Contract end date	31/03/2020	Baseline contract value	£550,255.45

ACCESS	Contract	England and Wales
24 month ratio of assessments to patient IDs	1.01	1.09

ACTIVITY	Contract
Contract assess and fit appliances (case starts) as a percentage of Area Team case starts	5.6 %

Cumulative percentage of contracted UOA delivered 2018 & 2019



Month	Adjusted Scheduled Activity (UOA)		
	2017	2018	2019
April	307	-11	504
May	706	157	1,598
June	1,174	258	2,123
July	1,595	595	
August	2,246	1,120	
September	2,691	2,959	
October	3,596	3,967	
November	4,037	4,702	
December	5,110	5,689	
January	6,167	6,256	
February	7,303	7,980	
March	8,649	8,674	
April	9,008	8,991	
May	9,008	8,991	
June	9,008	8,991	

#### QUANTITY METRICS (rolling 12 month period)

	Contract Quantity	Contract Base Number	Contract *	Area Team	Region	England
% of all assessments that were assess and fit appliances (case starts)	519	529	98.1%	78.6%	62.1%	60.4%
% of all assessments that were assess and refuse	3	529	0.6%	7.1%	11.2%	11.4%
% of all assessments that were assess and review	7	529	1.3%	14.3%	26.8%	28.3%
% of case starts with a reported IOTN of 3 and Aesthetic Component of 5 or below	0	519	N/A	0.1%	0.1%	0.1%
% of case starts with a reported IOTN of 3 and Aesthetic Component of 6 or above	41	519	7.9%	4.1%	3.7%	4.0%
% of case starts with a reported IOTN of 4	426	519	82.1%	80.4%	78.7%	77.8%
% of case starts with a reported IOTN of 5	52	519	10.0%	14.9%	16.8%	16.7 %
% of concluded courses in receipt of dual-arch fixed appliances	311	423	73.5%	67.6%	77.1%	74.3%
% of concluded courses where treatment was abandoned or discontinued	81	423	19.1%	6.9%	7.4%	6.9%
% of patients satisfied with the treatment they have received	16	16	100.0%	93.9%	95.9%	95.7%

\* Figures in italics indicate that the base number is less than 100.

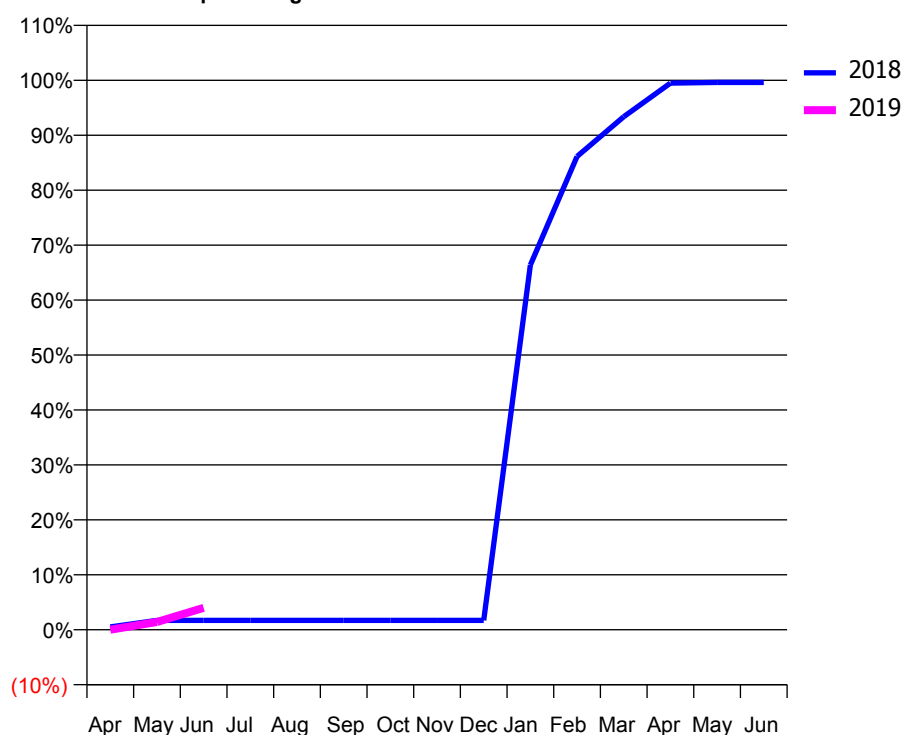
### Q46 - Vital Signs Orthodontic At a Glance Contract Report for 101281/0146 - June 2018

Name or company name	OASIS DENTAL CARE LTD	18/19 Contracted general activity (UDA)	0
Contract type name	PDS Contract	Carry forward general activity (UDA)	0
Purpose of contract	Orthodontic	18/19 Contracted orthodontic activity (UOA)	1,752
Contract start date	01/04/2006	Carry forward orthodontic activity (UOA)	0
Contract end date	31/03/2020	Baseline contract value	£113,479.22

ACCESS	Contract	England and Wales
24 month ratio of assessments to patient IDs	1.02	1.09

ACTIVITY	Contract
Contract assess and fit appliances (case starts) as a percentage of Area Team case starts	0.9 %

Cumulative percentage of contracted UOA delivered 2018 & 2019



Month	Adjusted Scheduled Activity (UOA)		
	2017	2018	2019
April	0	9	0
May	85	30	25
June	193	30	70
July	258	30	
August	364	30	
September	492	30	
October	640	30	
November	770	30	
December	1,064	30	
January	1,087	1,163	
February	1,409	1,509	
March	1,641	1,636	
April	1,746	1,743	
May	1,746	1,745	
June	1,746	1,745	

#### QUANTITY METRICS (rolling 12 month period)

	Contract Quantity	Contract Base Number	Contract *	Area Team	Region	England
% of all assessments that were assess and fit appliances (case starts)	83	122	68.0%	78.6%	62.1%	60.4%
% of all assessments that were assess and refuse	4	122	3.3%	7.1%	11.2%	11.4%
% of all assessments that were assess and review	35	122	28.7%	14.3%	26.8%	28.3%
% of case starts with a reported IOTN of 3 and Aesthetic Component of 5 or below	0	83	<i>N/A</i>	0.1%	0.1%	0.1%
% of case starts with a reported IOTN of 3 and Aesthetic Component of 6 or above	0	83	<i>N/A</i>	4.1%	3.7%	4.0%
% of case starts with a reported IOTN of 4	78	83	94.0%	80.4%	78.7%	77.8%
% of case starts with a reported IOTN of 5	5	83	6.0%	14.9%	16.8%	16.7 %
% of concluded courses in receipt of dual-arch fixed appliances	0	1	<i>N/A</i>	67.6%	77.1%	74.3%
% of concluded courses where treatment was abandoned or discontinued	1	1	100.0%	6.9%	7.4%	6.9%
% of patients satisfied with the treatment they have received	0	0	<i>N/A</i>	93.9%	95.9%	95.7%

\* Figures in italics indicate that the base number is less than 100.

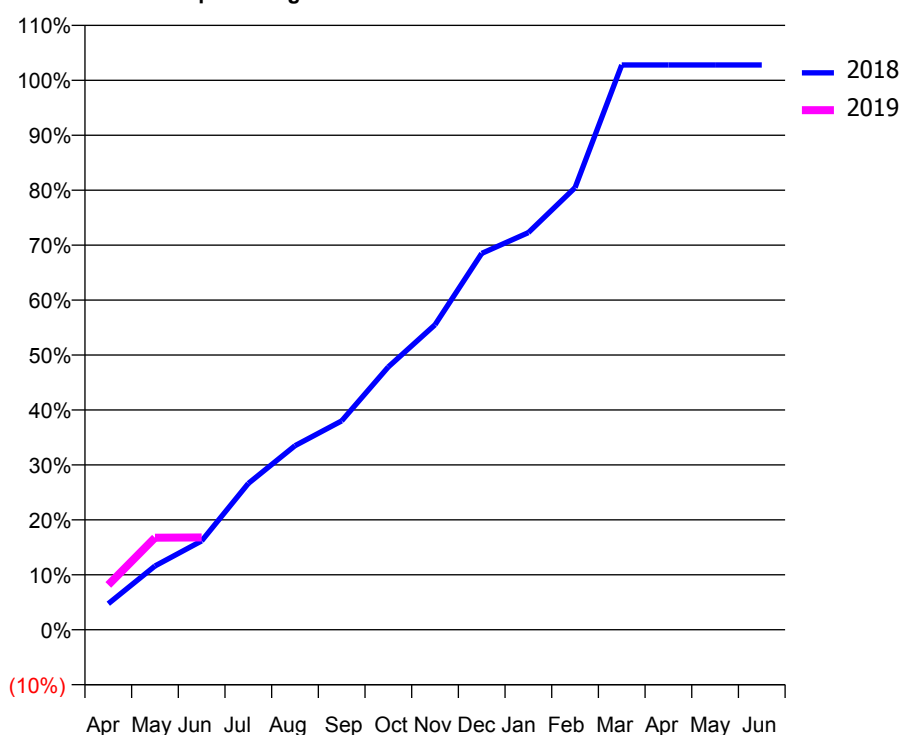
### Q46 - Vital Signs Orthodontic At a Glance Contract Report for 101281/0209 - June 2018

Name or company name	OASIS DENTAL CARE LTD	18/19 Contracted general activity (UDA)	0
Contract type name	PDS Contract	Carry forward general activity (UDA)	0
Purpose of contract	Orthodontic	18/19 Contracted orthodontic activity (UOA)	7,971
Contract start date	01/09/2009	Carry forward orthodontic activity (UOA)	0
Contract end date	31/03/2019	Baseline contract value	£486,323.01

ACCESS	Contract	England and Wales
24 month ratio of assessments to patient IDs	1.01	1.09

ACTIVITY	Contract
Contract assess and fit appliances (case starts) as a percentage of Area Team case starts	4.3 %

Cumulative percentage of contracted UOA delivered 2018 & 2019



Month	Adjusted Scheduled Activity (UOA)		
	2017	2018	2019
April	294	379	651
May	945	925	1,335
June	1,008	1,289	1,340
July	1,367	2,123	
August	1,662	2,671	
September	3,346	3,030	
October	4,063	3,813	
November	4,822	4,424	
December	5,351	5,460	
January	6,128	5,761	
February	6,804	6,413	
March	7,963	8,193	
April	7,964	8,193	
May	7,964	8,193	
June	7,964	8,193	

#### QUANTITY METRICS (rolling 12 month period)

	Contract Quantity	Contract Base Number	Contract *	Area Team	Region	England
% of all assessments that were assess and fit appliances (case starts)	393	440	89.3%	78.6%	62.1%	60.4%
% of all assessments that were assess and refuse	0	440	0.0%	7.1%	11.2%	11.4%
% of all assessments that were assess and review	47	440	10.7%	14.3%	26.8%	28.3%
% of case starts with a reported IOTN of 3 and Aesthetic Component of 5 or below	0	393	N/A	0.1%	0.1%	0.1%
% of case starts with a reported IOTN of 3 and Aesthetic Component of 6 or above	4	393	1.0%	4.1%	3.7%	4.0%
% of case starts with a reported IOTN of 4	330	393	84.0%	80.4%	78.7%	77.8%
% of case starts with a reported IOTN of 5	57	393	14.5%	14.9%	16.8%	16.7%
% of concluded courses in receipt of dual-arch fixed appliances	600	732	82.0%	67.6%	77.1%	74.3%
% of concluded courses where treatment was abandoned or discontinued	44	732	6.0%	6.9%	7.4%	6.9%
% of patients satisfied with the treatment they have received	12	12	100.0%	93.9%	95.9%	95.7%

\* Figures in italics indicate that the base number is less than 100.

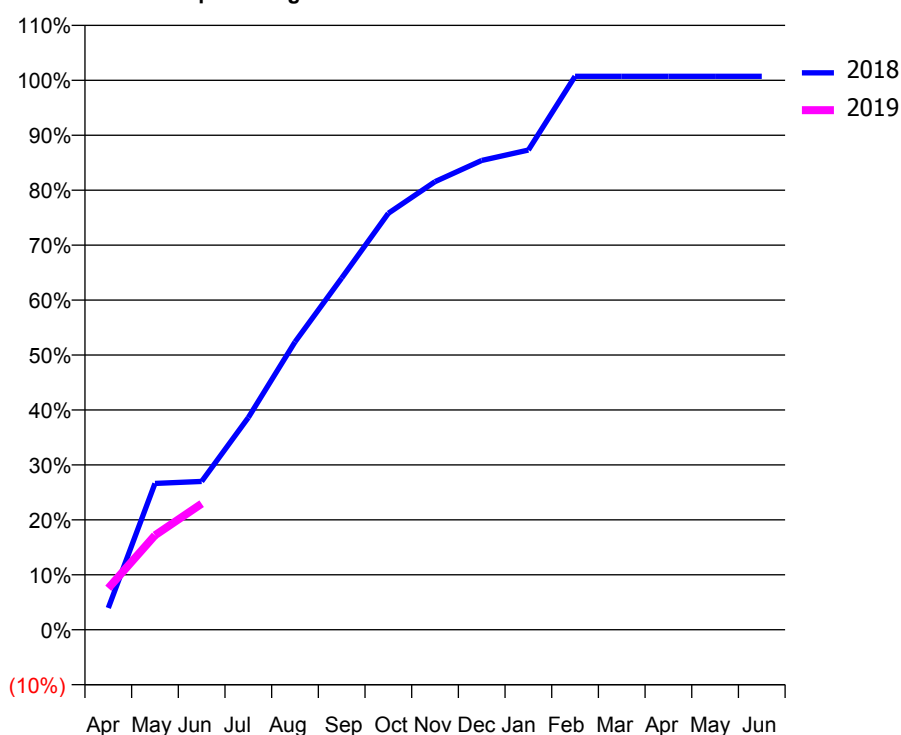
### Q46 - Vital Signs Orthodontic At a Glance Contract Report for 102903/0001 - June 2018

Name or company name	Fogg, Whittingham & Casserley	18/19 Contracted general activity (UDA)	39,616
Contract type name	GDS Contract	Carry forward general activity (UDA)	0
Purpose of contract	General and Orthodontic	18/19 Contracted orthodontic activity (UOA)	1,111
Contract start date	01/04/2006	Carry forward orthodontic activity (UOA)	0
Contract end date		Baseline contract value	£1,190,532.98

ACCESS	Contract	England and Wales
24 month ratio of assessments to patient IDs	1.13	1.09

ACTIVITY	Contract
Contract assess and fit appliances (case starts) as a percentage of Area Team case starts	0.6 %

Cumulative percentage of contracted UOA delivered 2018 & 2019



Month	Adjusted Scheduled Activity (UOA)		
	2017	2018	2019
April	66	44	84
May	132	296	191
June	174	300	255
July	243	429	
August	396	582	
September	502	711	
October	671	842	
November	869	906	
December	1,000	949	
January	1,065	970	
February	1,110	1,119	
March	1,113	1,119	
April	1,114	1,119	
May	1,113	1,119	
June	1,113	1,119	

#### QUANTITY METRICS (rolling 12 month period)

	Contract Quantity	Contract Base Number	Contract *	Area Team	Region	England
% of all assessments that were assess and fit appliances (case starts)	51	71	71.8%	78.6%	62.1%	60.4%
% of all assessments that were assess and refuse	1	71	1.4%	7.1%	11.2%	11.4%
% of all assessments that were assess and review	19	71	26.8%	14.3%	26.8%	28.3%
% of case starts with a reported IOTN of 3 and Aesthetic Component of 5 or below	0	51	N/A	0.1%	0.1%	0.1%
% of case starts with a reported IOTN of 3 and Aesthetic Component of 6 or above	1	51	2.0%	4.1%	3.7%	4.0%
% of case starts with a reported IOTN of 4	50	51	98.0%	80.4%	78.7%	77.8%
% of case starts with a reported IOTN of 5	0	51	N/A	14.9%	16.8%	16.7%
% of concluded courses in receipt of dual-arch fixed appliances	0	46	N/A	67.6%	77.1%	74.3%
% of concluded courses where treatment was abandoned or discontinued	12	46	26.1%	6.9%	7.4%	6.9%
% of patients satisfied with the treatment they have received	2	2	100.0%	93.9%	95.9%	95.7%

\* Figures in italics indicate that the base number is less than 100.

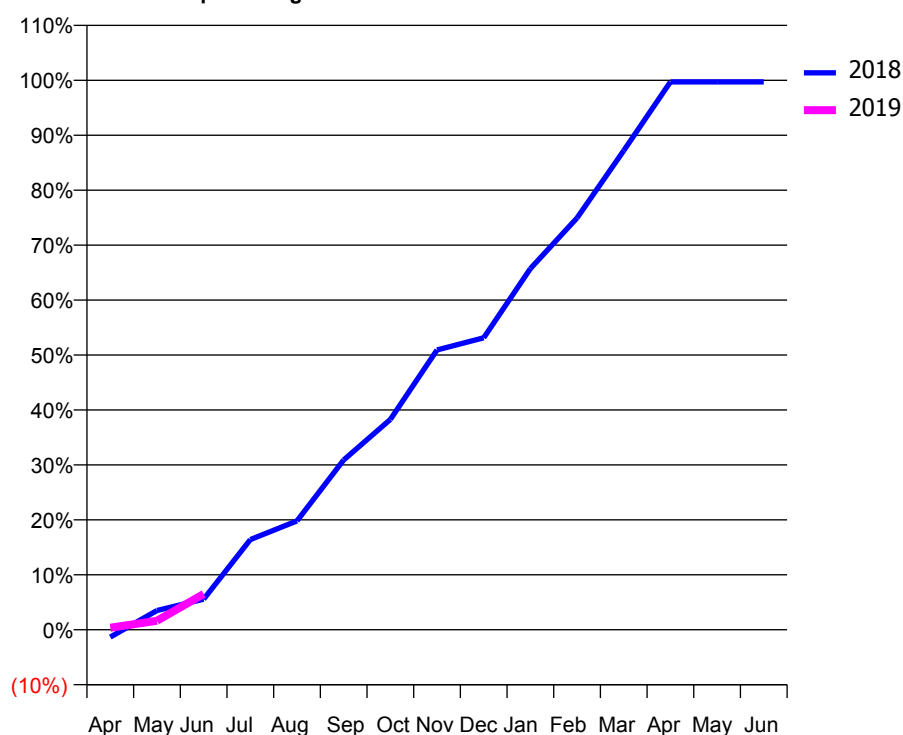
### Q46 - Vital Signs Orthodontic At a Glance Contract Report for 104507/0001 - June 2018

Name or company name	Heaton Mersey Orthodontic Centre	18/19 Contracted general activity (UDA)	0
Contract type name	PDS Contract	Carry forward general activity (UDA)	0
Purpose of contract	Orthodontic	18/19 Contracted orthodontic activity (UOA)	16,392
Contract start date	01/04/2006	Carry forward orthodontic activity (UOA)	0
Contract end date	31/03/2020	Baseline contract value	£1,136,134.26

ACCESS	Contract	England and Wales
24 month ratio of assessments to patient IDs	1.02	1.09

ACTIVITY	Contract
Contract assess and fit appliances (case starts) as a percentage of Area Team case starts	8.5 %

Cumulative percentage of contracted UOA delivered 2018 & 2019



Month	Adjusted Scheduled Activity (UOA)		
	2017	2018	2019
April	5	-222	63
May	1,278	573	267
June	2,059	914	1,068
July	2,887	2,690	
August	4,632	3,246	
September	5,898	5,065	
October	6,893	6,277	
November	8,185	8,347	
December	9,036	8,709	
January	10,394	10,774	
February	11,866	12,287	
March	14,979	14,294	
April	16,167	16,344	
May	16,167	16,344	
June	16,167	16,344	

### QUANTITY METRICS (rolling 12 month period)

	Contract Quantity	Contract Base Number	Contract *	Area Team	Region	England
% of all assessments that were assess and fit appliances (case starts)	783	924	84.7%	78.6%	62.1%	60.4%
% of all assessments that were assess and refuse	85	924	9.2%	7.1%	11.2%	11.4%
% of all assessments that were assess and review	56	924	6.1%	14.3%	26.8%	28.3%
% of case starts with a reported IOTN of 3 and Aesthetic Component of 5 or below	0	783	N/A	0.1%	0.1%	0.1%
% of case starts with a reported IOTN of 3 and Aesthetic Component of 6 or above	27	783	3.4%	4.1%	3.7%	4.0%
% of case starts with a reported IOTN of 4	658	783	84.0%	80.4%	78.7%	77.8%
% of case starts with a reported IOTN of 5	98	783	12.5%	14.9%	16.8%	16.7%
% of concluded courses in receipt of dual-arch fixed appliances	688	739	93.1%	67.6%	77.1%	74.3%
% of concluded courses where treatment was abandoned or discontinued	32	739	4.3%	6.9%	7.4%	6.9%
% of patients satisfied with the treatment they have received	17	19	89.5%	93.9%	95.9%	95.7%

\* Figures in italics indicate that the base number is less than 100.

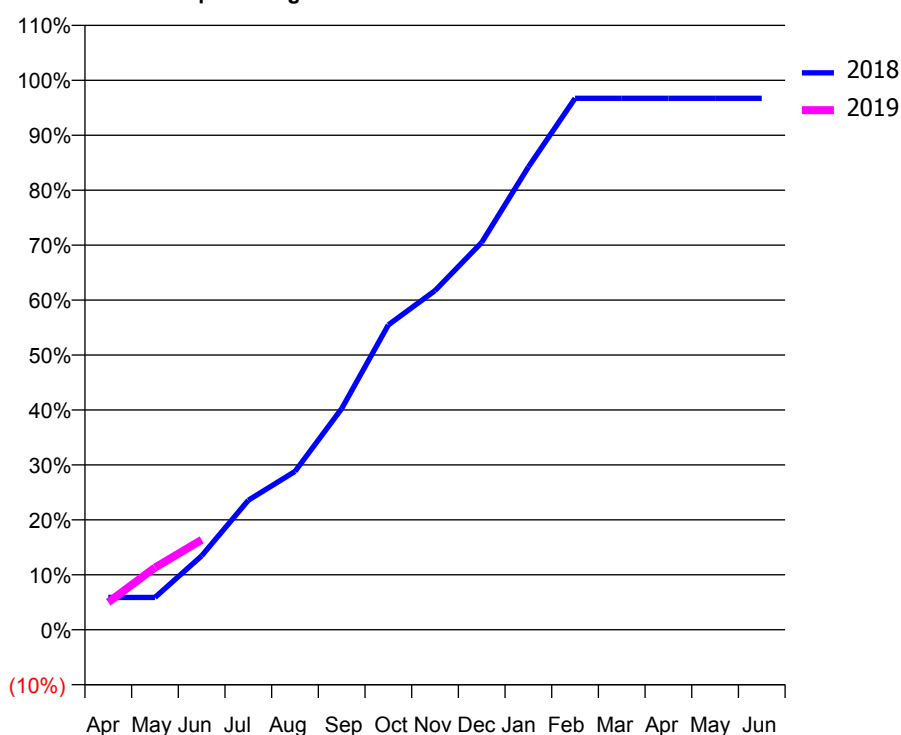
### Q46 - Vital Signs Orthodontic At a Glance Contract Report for 108367/0001 - June 2018

Name or company name	Bell Lane Dental Practice	18/19 Contracted general activity (UDA)	12,338
Contract type name	GDS Contract	Carry forward general activity (UDA)	0
Purpose of contract	General and Orthodontic	18/19 Contracted orthodontic activity (UOA)	1,680
Contract start date	01/04/2012	Carry forward orthodontic activity (UOA)	0
Contract end date		Baseline contract value	£566,182.23

ACCESS	Contract	England and Wales
24 month ratio of assessments to patient IDs	1.10	1.09

ACTIVITY	Contract
Contract assess and fit appliances (case starts) as a percentage of Area Team case starts	0.9 %

Cumulative percentage of contracted UOA delivered 2018 & 2019



Month	Adjusted Scheduled Activity (UOA)		
	2017	2018	2019
April	142	99	84
May	226	99	190
June	270	226	275
July	419	396	
August	485	484	
September	691	676	
October	805	932	
November	838	1,037	
December	992	1,184	
January	1,037	1,415	
February	1,362	1,625	
March	1,601	1,625	
April	1,649	1,625	
May	1,649	1,625	
June	1,649	1,625	

#### QUANTITY METRICS (rolling 12 month period)

	Contract Quantity	Contract Base Number	Contract *	Area Team	Region	England
% of all assessments that were assess and fit appliances (case starts)	79	91	86.8%	78.6%	62.1%	60.4%
% of all assessments that were assess and refuse	9	91	9.9%	7.1%	11.2%	11.4%
% of all assessments that were assess and review	3	91	3.3%	14.3%	26.8%	28.3%
% of case starts with a reported IOTN of 3 and Aesthetic Component of 5 or below	0	79	N/A	0.1%	0.1%	0.1%
% of case starts with a reported IOTN of 3 and Aesthetic Component of 6 or above	0	79	N/A	4.1%	3.7%	4.0%
% of case starts with a reported IOTN of 4	65	79	82.3%	80.4%	78.7%	77.8%
% of case starts with a reported IOTN of 5	14	79	17.7%	14.9%	16.8%	16.7%
% of concluded courses in receipt of dual-arch fixed appliances	21	51	41.2%	67.6%	77.1%	74.3%
% of concluded courses where treatment was abandoned or discontinued	8	51	15.7%	6.9%	7.4%	6.9%
% of patients satisfied with the treatment they have received	2	3	66.7%	93.9%	95.9%	95.7%

\* Figures in italics indicate that the base number is less than 100.

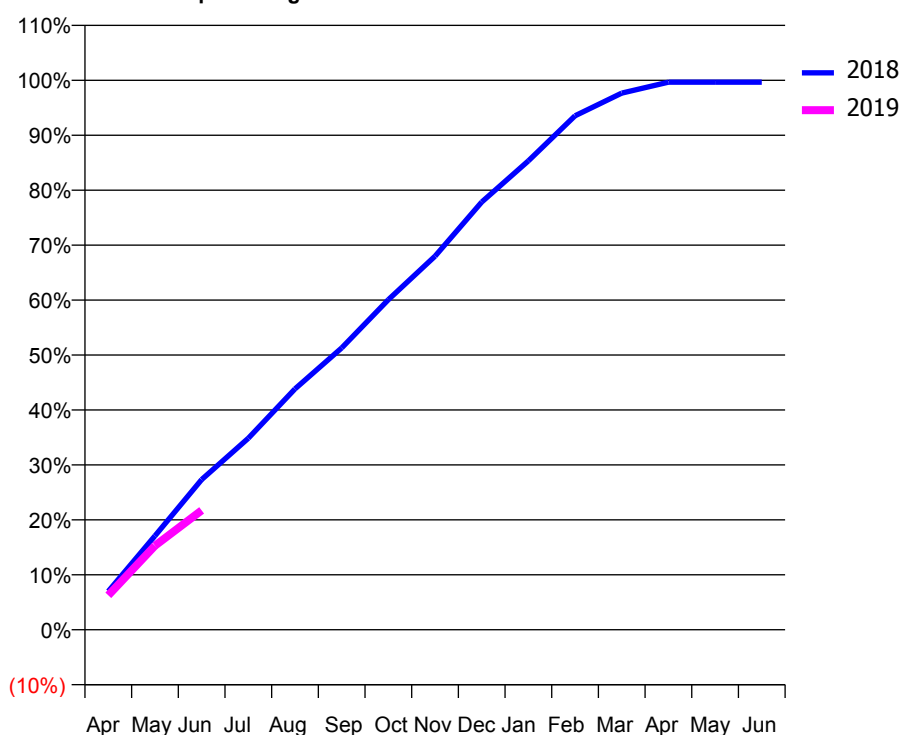
### Q46 - Vital Signs Orthodontic At a Glance Contract Report for 125040/0001 - June 2018

Name or company name	Red Rose Dental Group	18/19 Contracted general activity (UDA)	6,575
Contract type name	GDS Contract	Carry forward general activity (UDA)	0
Purpose of contract	General and Orthodontic	18/19 Contracted orthodontic activity (UOA)	5,533
Contract start date	01/04/2013	Carry forward orthodontic activity (UOA)	0
Contract end date		Baseline contract value	£565,931.06

ACCESS	Contract	England and Wales
24 month ratio of assessments to patient IDs	1.04	1.09

ACTIVITY	Contract
Contract assess and fit appliances (case starts) as a percentage of Area Team case starts	2.6 %

Cumulative percentage of contracted UOA delivered 2018 & 2019



Month	Adjusted Scheduled Activity (UOA)		
	2017	2018	2019
April	624	387	347
May	1,229	946	847
June	1,721	1,513	1,202
July	2,154	1,929	
August	2,588	2,425	
September	2,852	2,838	
October	3,354	3,324	
November	4,001	3,761	
December	4,561	4,307	
January	4,827	4,722	
February	5,049	5,175	
March	5,351	5,404	
April	5,477	5,514	
May	5,477	5,514	
June	5,477	5,514	

#### QUANTITY METRICS (rolling 12 month period)

	Contract Quantity	Contract Base Number	Contract *	Area Team	Region	England
% of all assessments that were assess and fit appliances (case starts)	241	444	54.3%	78.6%	62.1%	60.4%
% of all assessments that were assess and refuse	96	444	21.6%	7.1%	11.2%	11.4%
% of all assessments that were assess and review	107	444	24.1%	14.3%	26.8%	28.3%
% of case starts with a reported IOTN of 3 and Aesthetic Component of 5 or below	0	241	N/A	0.1%	0.1%	0.1%
% of case starts with a reported IOTN of 3 and Aesthetic Component of 6 or above	15	241	6.2%	4.1%	3.7%	4.0%
% of case starts with a reported IOTN of 4	190	241	78.8%	80.4%	78.7%	77.8%
% of case starts with a reported IOTN of 5	36	241	14.9%	14.9%	16.8%	16.7%
% of concluded courses in receipt of dual-arch fixed appliances	210	241	87.1%	67.6%	77.1%	74.3%
% of concluded courses where treatment was abandoned or discontinued	19	241	7.9%	6.9%	7.4%	6.9%
% of patients satisfied with the treatment they have received	3	3	100.0%	93.9%	95.9%	95.7%

\* Figures in italics indicate that the base number is less than 100.

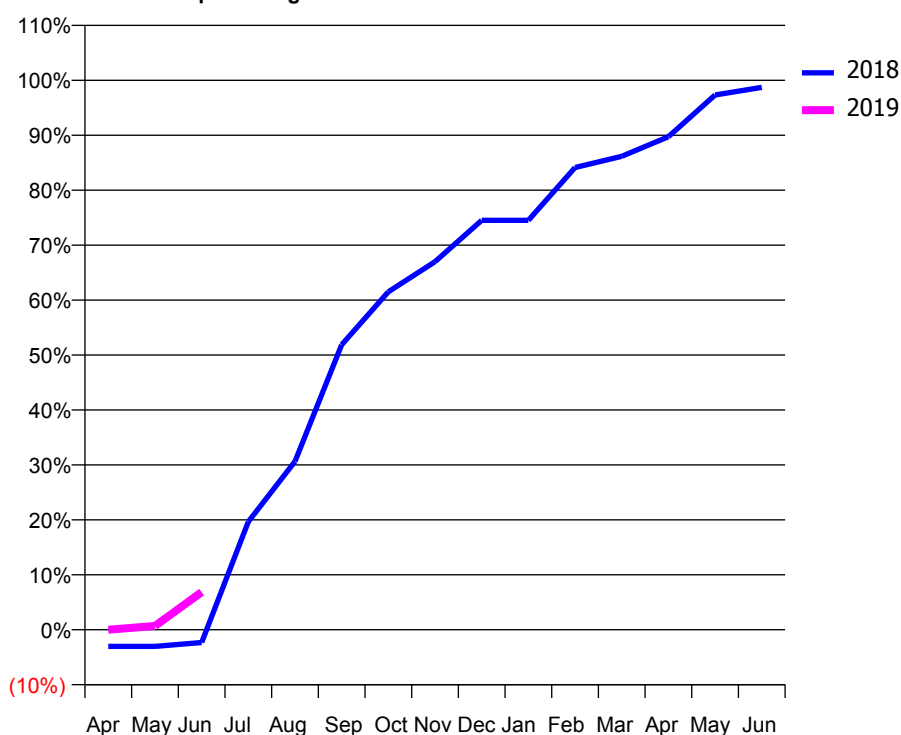
### Q46 - Vital Signs Orthodontic At a Glance Contract Report for 126535/0001 - June 2018

Name or company name	KML Orthodontics	18/19 Contracted general activity (UDA)	0
Contract type name	PDS Contract	Carry forward general activity (UDA)	0
Purpose of contract	Orthodontic	18/19 Contracted orthodontic activity (UOA)	3,065
Contract start date	01/04/2012	Carry forward orthodontic activity (UOA)	0
Contract end date	31/03/2020	Baseline contract value	£180,323.50

ACCESS	Contract	England and Wales
24 month ratio of assessments to patient IDs	1.01	1.09

ACTIVITY	Contract
Contract assess and fit appliances (case starts) as a percentage of Area Team case starts	1.7 %

Cumulative percentage of contracted UOA delivered 2018 & 2019



Month	Adjusted Scheduled Activity (UOA)		
	2017	2018	2019
April	-18	-93	0
May	-18	-93	21
June	-18	-72	210
July	-18	603	
August	383	939	
September	1,101	1,590	
October	1,416	1,885	
November	1,437	2,053	
December	1,481	2,284	
January	1,481	2,284	
February	1,481	2,578	
March	1,481	2,641	
April	1,964	2,750	
May	2,510	2,983	
June	2,972	3,025	

#### QUANTITY METRICS (rolling 12 month period)

	Contract Quantity	Contract Base Number	Contract *	Area Team	Region	England
% of all assessments that were assess and fit appliances (case starts)	158	160	98.8%	78.6%	62.1%	60.4%
% of all assessments that were assess and refuse	1	160	0.6%	7.1%	11.2%	11.4%
% of all assessments that were assess and review	1	160	0.6%	14.3%	26.8%	28.3%
% of case starts with a reported IOTN of 3 and Aesthetic Component of 5 or below	0	158	N/A	0.1%	0.1%	0.1%
% of case starts with a reported IOTN of 3 and Aesthetic Component of 6 or above	9	158	5.7%	4.1%	3.7%	4.0%
% of case starts with a reported IOTN of 4	132	158	83.5%	80.4%	78.7%	77.8%
% of case starts with a reported IOTN of 5	14	158	8.9%	14.9%	16.8%	16.7%
% of concluded courses in receipt of dual-arch fixed appliances	316	324	97.5%	67.6%	77.1%	74.3%
% of concluded courses where treatment was abandoned or discontinued	3	324	0.9%	6.9%	7.4%	6.9%
% of patients satisfied with the treatment they have received	2	2	100.0%	93.9%	95.9%	95.7%

\* Figures in italics indicate that the base number is less than 100.



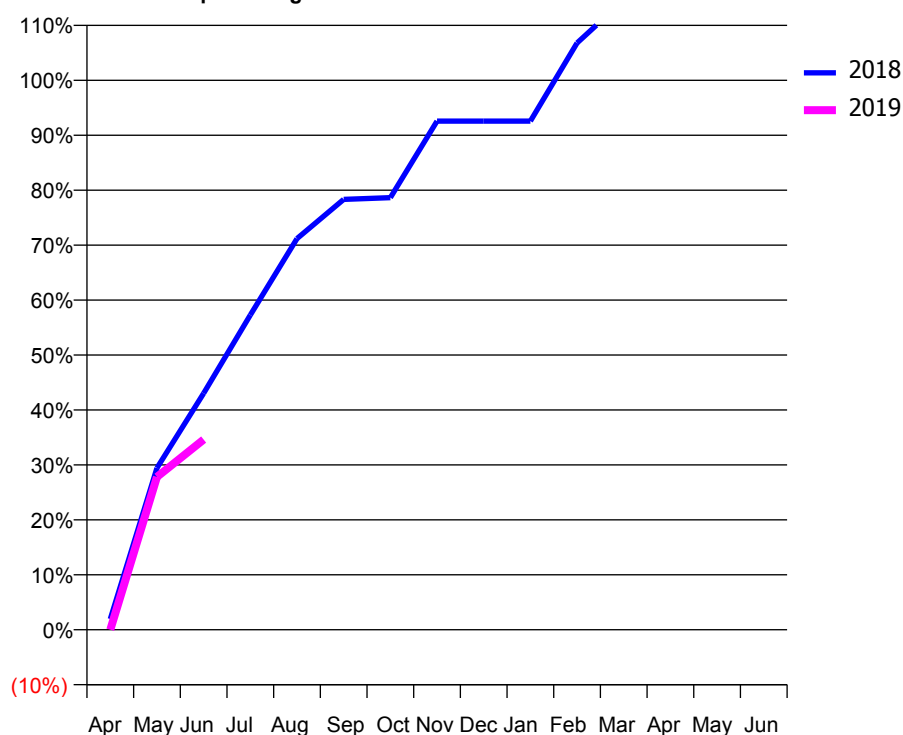
### Q46 - Vital Signs Orthodontic At a Glance Contract Report for 134899/0001 - June 2018

Name or company name	High Lane Partnership	18/19 Contracted general activity (UDA)	14,969
Contract type name	GDS Contract	Carry forward general activity (UDA)	0
Purpose of contract	General and Orthodontic	18/19 Contracted orthodontic activity (UOA)	309
Contract start date	01/06/2015	Carry forward orthodontic activity (UOA)	0
Contract end date		Baseline contract value	£437,919.13

ACCESS	Contract	England and Wales
24 month ratio of assessments to patient IDs	1.24	1.09

ACTIVITY	Contract
Contract assess and fit appliances (case starts) as a percentage of Area Team case starts	0.2 %

Cumulative percentage of contracted UOA delivered 2018 & 2019



Month	Adjusted Scheduled Activity (UOA)		
	2017	2018	2019
April	0	6	0
May	105	91	86
June	171	133	107
July	173	177	
August	304	220	
September	305	242	
October	306	243	
November	329	286	
December	329	286	
January	329	286	
February	329	330	
March	329	354	
April	329	354	
May	328	354	
June	329	354	

#### QUANTITY METRICS (rolling 12 month period)

	Contract Quantity	Contract Base Number	Contract *	Area Team	Region	England
% of all assessments that were assess and fit appliances (case starts)	15	30	50.0%	78.6%	62.1%	60.4%
% of all assessments that were assess and refuse	6	30	20.0%	7.1%	11.2%	11.4%
% of all assessments that were assess and review	9	30	30.0%	14.3%	26.8%	28.3%
% of case starts with a reported IOTN of 3 and Aesthetic Component of 5 or below	0	15	N/A	0.1%	0.1%	0.1%
% of case starts with a reported IOTN of 3 and Aesthetic Component of 6 or above	0	15	N/A	4.1%	3.7%	4.0%
% of case starts with a reported IOTN of 4	12	15	80.0%	80.4%	78.7%	77.8%
% of case starts with a reported IOTN of 5	3	15	20.0%	14.9%	16.8%	16.7%
% of concluded courses in receipt of dual-arch fixed appliances	0	11	N/A	67.6%	77.1%	74.3%
% of concluded courses where treatment was abandoned or discontinued	3	11	27.3%	6.9%	7.4%	6.9%
% of patients satisfied with the treatment they have received	0	0	N/A	93.9%	95.9%	95.7%

\* Figures in italics indicate that the base number is less than 100.

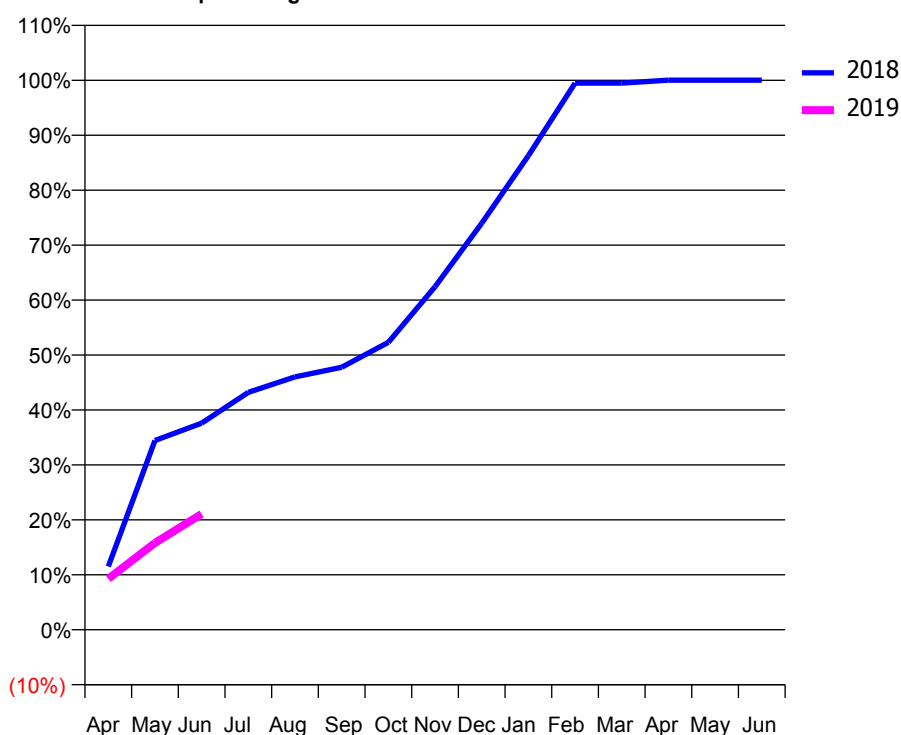
### Q46 - Vital Signs Orthodontic At a Glance Contract Report for 136433/0001 - June 2018

Name or company name	Links Associates Salford Ltd	18/19 Contracted general activity (UDA)	0
Contract type name	PDS Contract	Carry forward general activity (UDA)	0
Purpose of contract	Orthodontic	18/19 Contracted orthodontic activity (UOA)	12,025
Contract start date	01/07/2014	Carry forward orthodontic activity (UOA)	0
Contract end date	31/03/2020	Baseline contract value	£733,622.96

ACCESS	Contract	England and Wales
24 month ratio of assessments to patient IDs	1.00	1.09

ACTIVITY	Contract
Contract assess and fit appliances (case starts) as a percentage of Area Team case starts	5.2 %

Cumulative percentage of contracted UOA delivered 2018 & 2019



Month	Adjusted Scheduled Activity (UOA)		
	2017	2018	2019
April	933	1,384	1,115
May	2,153	4,143	1,902
June	4,066	4,521	2,534
July	6,611	5,195	
August	7,862	5,533	
September	8,540	5,743	
October	9,149	6,289	
November	10,249	7,507	
December	10,801	8,897	
January	12,718	10,375	
February	12,760	11,964	
March	12,760	11,964	
April	12,760	12,027	
May	12,760	12,027	
June	12,760	12,027	

#### QUANTITY METRICS (rolling 12 month period)

	Contract Quantity	Contract Base Number	Contract *	Area Team	Region	England
% of all assessments that were assess and fit appliances (case starts)	478	478	100.0%	78.6%	62.1%	60.4%
% of all assessments that were assess and refuse	0	478	0.0%	7.1%	11.2%	11.4%
% of all assessments that were assess and review	0	478	0.0%	14.3%	26.8%	28.3%
% of case starts with a reported IOTN of 3 and Aesthetic Component of 5 or below	0	478	N/A	0.1%	0.1%	0.1%
% of case starts with a reported IOTN of 3 and Aesthetic Component of 6 or above	16	478	3.3%	4.1%	3.7%	4.0%
% of case starts with a reported IOTN of 4	365	478	76.4%	80.4%	78.7%	77.8%
% of case starts with a reported IOTN of 5	96	478	20.1%	14.9%	16.8%	16.7 %
% of concluded courses in receipt of dual-arch fixed appliances	0	475	N/A	67.6%	77.1%	74.3%
% of concluded courses where treatment was abandoned or discontinued	30	475	6.3%	6.9%	7.4%	6.9%
% of patients satisfied with the treatment they have received	9	9	100.0%	93.9%	95.9%	95.7%

\* Figures in italics indicate that the base number is less than 100.

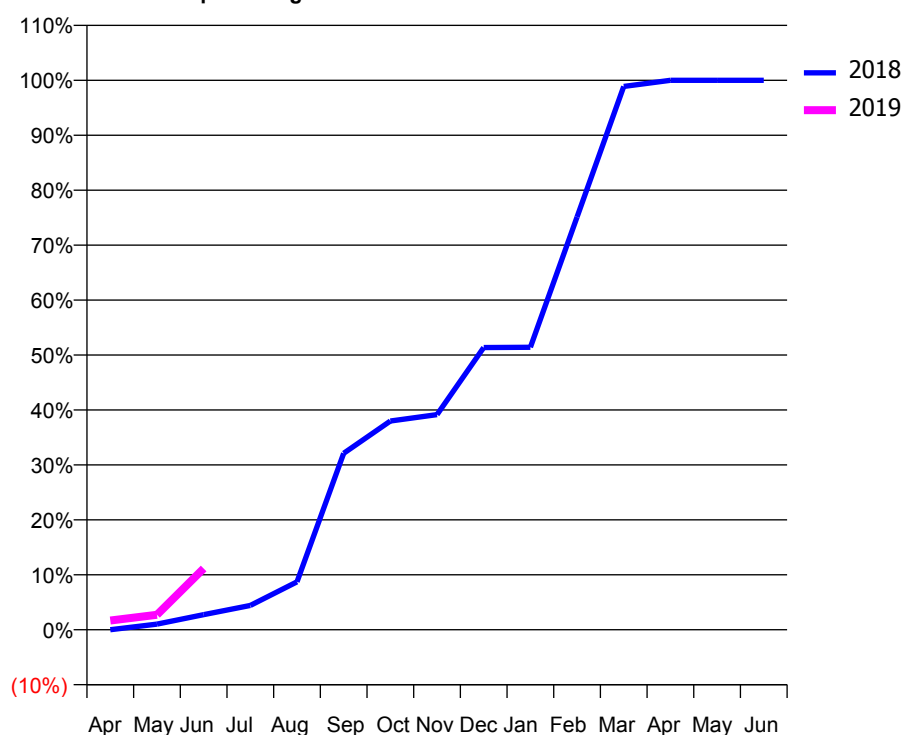
### Q46 - Vital Signs Orthodontic At a Glance Contract Report for 137596/0001 - June 2018

Name or company name	Lotus Orthodontics	18/19 Contracted general activity (UDA)	0
Contract type name	PDS Contract	Carry forward general activity (UDA)	0
Purpose of contract	Orthodontic	18/19 Contracted orthodontic activity (UOA)	2,500
Contract start date	21/01/2010	Carry forward orthodontic activity (UOA)	0
Contract end date	31/03/2020	Baseline contract value	£146,351.03

ACCESS	Contract	England and Wales
24 month ratio of assessments to patient IDs	1.03	1.09

ACTIVITY	Contract
Contract assess and fit appliances (case starts) as a percentage of Area Team case starts	1.3 %

Cumulative percentage of contracted UOA delivered 2018 & 2019



Month	Adjusted Scheduled Activity (UOA)		
	2017	2018	2019
April	-1	0	42
May	127	26	68
June	170	69	279
July	529	111	
August	681	218	
September	807	803	
October	807	950	
November	1,234	979	
December	1,323	1,284	
January	1,428	1,285	
February	1,743	1,878	
March	2,331	2,472	
April	2,500	2,500	
May	2,500	2,500	
June	2,500	2,500	

#### QUANTITY METRICS (rolling 12 month period)

	Contract Quantity	Contract Base Number	Contract *	Area Team	Region	England
% of all assessments that were assess and fit appliances (case starts)	124	230	53.9%	78.6%	62.1%	60.4%
% of all assessments that were assess and refuse	60	230	26.1%	7.1%	11.2%	11.4%
% of all assessments that were assess and review	46	230	20.0%	14.3%	26.8%	28.3%
% of case starts with a reported IOTN of 3 and Aesthetic Component of 5 or below	0	124	N/A	0.1%	0.1%	0.1%
% of case starts with a reported IOTN of 3 and Aesthetic Component of 6 or above	2	124	1.6%	4.1%	3.7%	4.0%
% of case starts with a reported IOTN of 4	119	124	96.0%	80.4%	78.7%	77.8%
% of case starts with a reported IOTN of 5	3	124	2.4%	14.9%	16.8%	16.7 %
% of concluded courses in receipt of dual-arch fixed appliances	109	114	95.6%	67.6%	77.1%	74.3%
% of concluded courses where treatment was abandoned or discontinued	4	114	3.5%	6.9%	7.4%	6.9%
% of patients satisfied with the treatment they have received	10	10	100.0%	93.9%	95.9%	95.7%

\* Figures in italics indicate that the base number is less than 100.

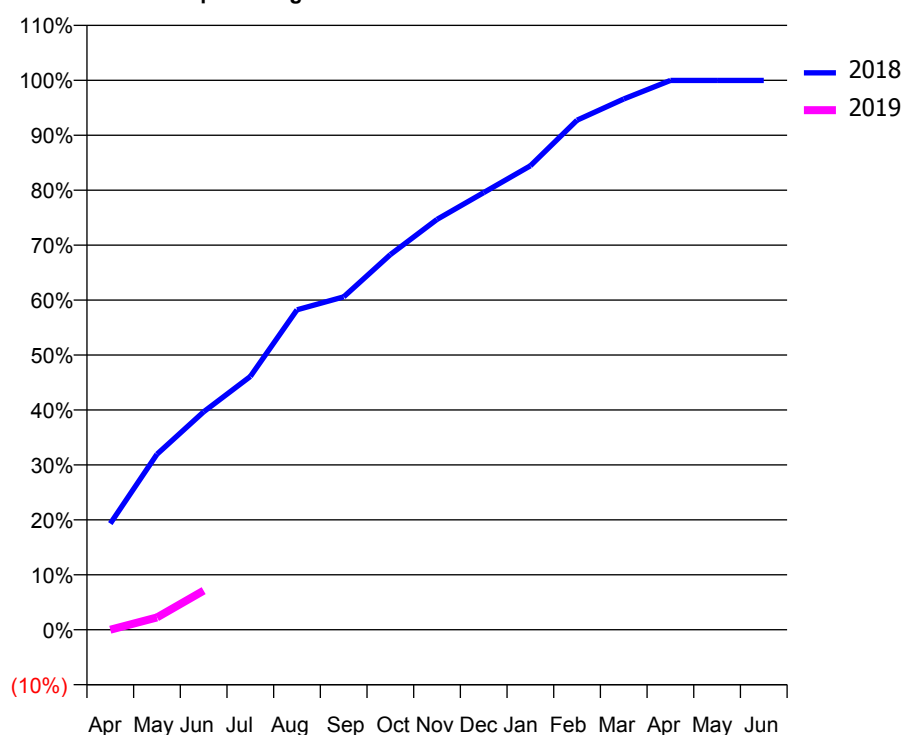
### Q46 - Vital Signs Orthodontic At a Glance Contract Report for 155985/0002 - June 2018

Name or company name	Northern Orthodontics	18/19 Contracted general activity (UDA)	0
Contract type name	PDS Contract	Carry forward general activity (UDA)	0
Purpose of contract	Orthodontic	18/19 Contracted orthodontic activity (UOA)	5,596
Contract start date	01/04/2012	Carry forward orthodontic activity (UOA)	0
Contract end date	31/03/2020	Baseline contract value	£327,592.14

ACCESS	Contract	England and Wales
24 month ratio of assessments to patient IDs	1.00	1.09

ACTIVITY	Contract
Contract assess and fit appliances (case starts) as a percentage of Area Team case starts	1.9 %

Cumulative percentage of contracted UOA delivered 2018 & 2019



Month	Adjusted Scheduled Activity (UOA)		
	2017	2018	2019
April	112	1,081	0
May	503	1,788	126
June	1,039	2,219	399
July	1,621	2,580	
August	2,017	3,258	
September	2,409	3,390	
October	2,602	3,820	
November	3,500	4,179	
December	4,416	4,452	
January	5,209	4,725	
February	5,447	5,189	
March	5,598	5,405	
April	5,598	5,594	
May	5,598	5,594	
June	5,598	5,594	

#### QUANTITY METRICS (rolling 12 month period)

	Contract Quantity	Contract Base Number	Contract *	Area Team	Region	England
% of all assessments that were assess and fit appliances (case starts)	178	202	88.1%	78.6%	62.1%	60.4%
% of all assessments that were assess and refuse	0	202	0.0%	7.1%	11.2%	11.4%
% of all assessments that were assess and review	24	202	11.9%	14.3%	26.8%	28.3%
% of case starts with a reported IOTN of 3 and Aesthetic Component of 5 or below	0	178	N/A	0.1%	0.1%	0.1%
% of case starts with a reported IOTN of 3 and Aesthetic Component of 6 or above	1	178	0.6%	4.1%	3.7%	4.0%
% of case starts with a reported IOTN of 4	139	178	78.1%	80.4%	78.7%	77.8%
% of case starts with a reported IOTN of 5	36	178	20.2%	14.9%	16.8%	16.7 %
% of concluded courses in receipt of dual-arch fixed appliances	0	296	N/A	67.6%	77.1%	74.3%
% of concluded courses where treatment was abandoned or discontinued	20	296	6.8%	6.9%	7.4%	6.9%
% of patients satisfied with the treatment they have received	4	4	100.0%	93.9%	95.9%	95.7%

\* Figures in italics indicate that the base number is less than 100.

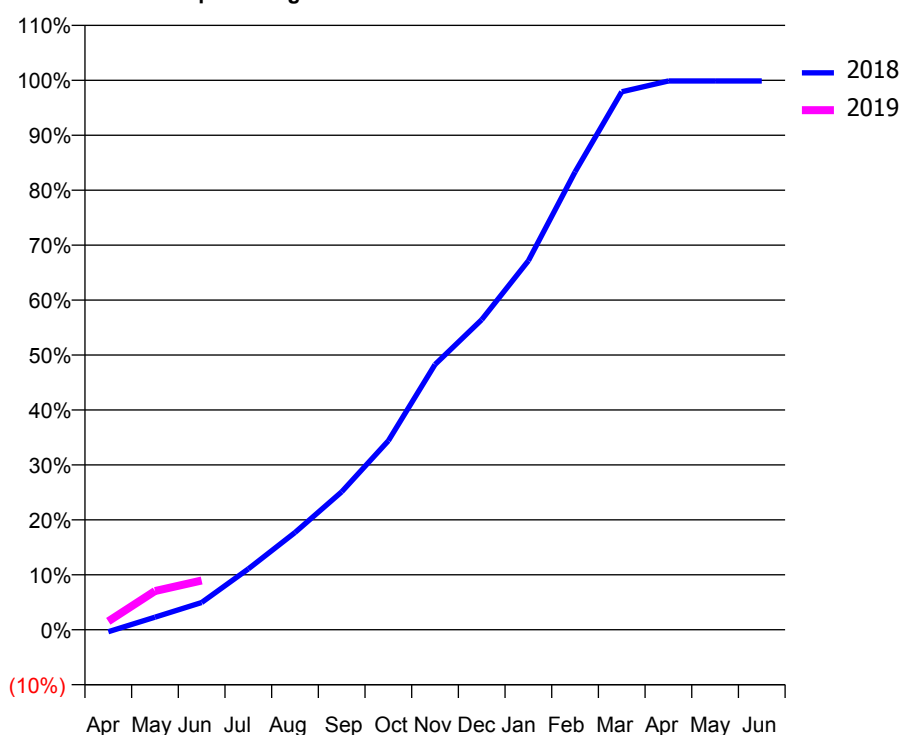
### Q46 - Vital Signs Orthodontic At a Glance Contract Report for 159336/0001 - June 2018

Name or company name	Manchester Orthodontic Centre	18/19 Contracted general activity (UDA)	0
Contract type name	PDS Contract	Carry forward general activity (UDA)	0
Purpose of contract	Orthodontic	18/19 Contracted orthodontic activity (UOA)	5,500
Contract start date	01/04/2014	Carry forward orthodontic activity (UOA)	0
Contract end date	31/03/2020	Baseline contract value	£323,582.12

ACCESS	Contract	England and Wales
24 month ratio of assessments to patient IDs	1.02	1.09

ACTIVITY	Contract
Contract assess and fit appliances (case starts) as a percentage of Area Team case starts	2.9 %

Cumulative percentage of contracted UOA delivered 2018 & 2019



Month	Adjusted Scheduled Activity (UOA)		
	2017	2018	2019
April	117	-21	85
May	457	126	388
June	667	273	493
July	1,445	609	
August	1,613	973	
September	2,035	1,381	
October	3,013	1,892	
November	3,391	2,656	
December	3,980	3,104	
January	4,128	3,694	
February	4,805	4,582	
March	5,311	5,385	
April	5,437	5,493	
May	5,437	5,493	
June	5,437	5,493	

#### QUANTITY METRICS (rolling 12 month period)

	Contract Quantity	Contract Base Number	Contract *	Area Team	Region	England
% of all assessments that were assess and fit appliances (case starts)	271	309	87.7%	78.6%	62.1%	60.4%
% of all assessments that were assess and refuse	16	309	5.2%	7.1%	11.2%	11.4%
% of all assessments that were assess and review	22	309	7.1%	14.3%	26.8%	28.3%
% of case starts with a reported IOTN of 3 and Aesthetic Component of 5 or below	0	271	N/A	0.1%	0.1%	0.1%
% of case starts with a reported IOTN of 3 and Aesthetic Component of 6 or above	36	271	13.3%	4.1%	3.7%	4.0%
% of case starts with a reported IOTN of 4	203	271	74.9%	80.4%	78.7%	77.8%
% of case starts with a reported IOTN of 5	32	271	11.8%	14.9%	16.8%	16.7%
% of concluded courses in receipt of dual-arch fixed appliances	214	247	86.6%	67.6%	77.1%	74.3%
% of concluded courses where treatment was abandoned or discontinued	18	247	7.3%	6.9%	7.4%	6.9%
% of patients satisfied with the treatment they have received	1	2	50.0%	93.9%	95.9%	95.7%

\* Figures in italics indicate that the base number is less than 100.

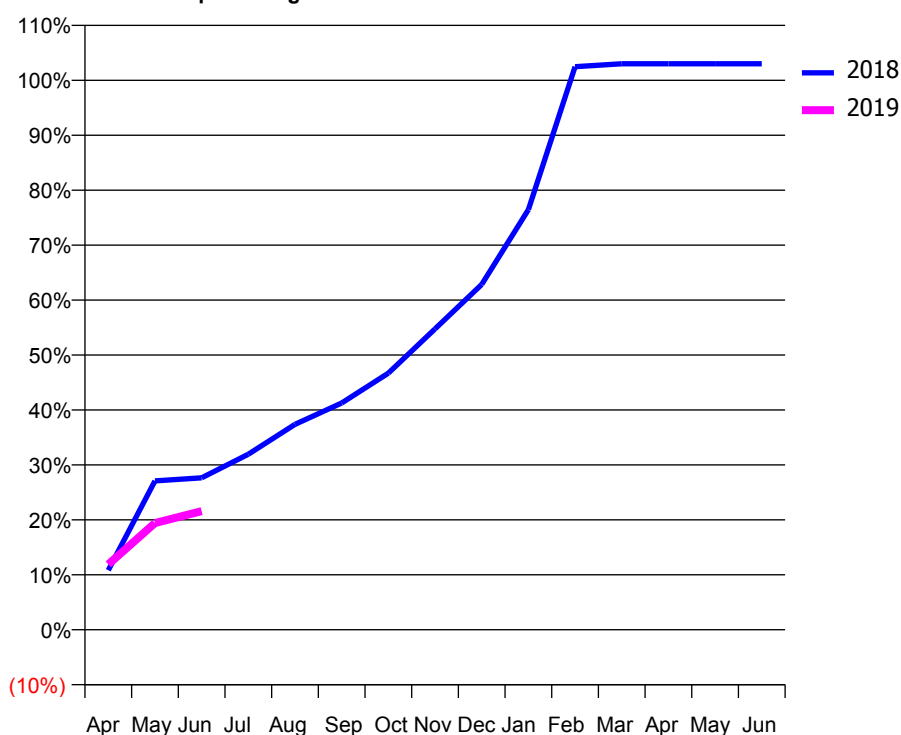
### Q46 - Vital Signs Orthodontic At a Glance Contract Report for 175366/0001 - June 2018

Name or company name	Links Associates Ashton Ltd	18/19 Contracted general activity (UDA)	0
Contract type name	PDS Contract	Carry forward general activity (UDA)	0
Purpose of contract	Orthodontic	18/19 Contracted orthodontic activity (UOA)	3,900
Contract start date	01/07/2014	Carry forward orthodontic activity (UOA)	0
Contract end date	31/03/2020	Baseline contract value	£228,307.60

ACCESS	Contract	England and Wales
24 month ratio of assessments to patient IDs	1.01	1.09

ACTIVITY	Contract
Contract assess and fit appliances (case starts) as a percentage of Area Team case starts	2.0 %

Cumulative percentage of contracted UOA delivered 2018 & 2019



Month	Adjusted Scheduled Activity (UOA)		
	2017	2018	2019
April	342	423	464
May	1,077	1,057	758
June	1,438	1,078	842
July	1,587	1,246	
August	1,755	1,458	
September	2,429	1,609	
October	2,429	1,821	
November	2,555	2,136	
December	2,597	2,451	
January	2,786	2,982	
February	3,334	3,996	
March	3,882	4,017	
April	3,966	4,017	
May	3,966	4,017	
June	3,966	4,017	

#### QUANTITY METRICS (rolling 12 month period)

	Contract Quantity	Contract Base Number	Contract *	Area Team	Region	England
% of all assessments that were assess and fit appliances (case starts)	182	182	100.0%	78.6%	62.1%	60.4%
% of all assessments that were assess and refuse	0	182	0.0%	7.1%	11.2%	11.4%
% of all assessments that were assess and review	0	182	0.0%	14.3%	26.8%	28.3%
% of case starts with a reported IOTN of 3 and Aesthetic Component of 5 or below	0	182	N/A	0.1%	0.1%	0.1%
% of case starts with a reported IOTN of 3 and Aesthetic Component of 6 or above	5	182	2.7%	4.1%	3.7%	4.0%
% of case starts with a reported IOTN of 4	125	182	68.7%	80.4%	78.7%	77.8%
% of case starts with a reported IOTN of 5	47	182	25.8%	14.9%	16.8%	16.7 %
% of concluded courses in receipt of dual-arch fixed appliances	0	121	N/A	67.6%	77.1%	74.3%
% of concluded courses where treatment was abandoned or discontinued	14	121	11.6%	6.9%	7.4%	6.9%
% of patients satisfied with the treatment they have received	3	3	100.0%	93.9%	95.9%	95.7%

\* Figures in italics indicate that the base number is less than 100.

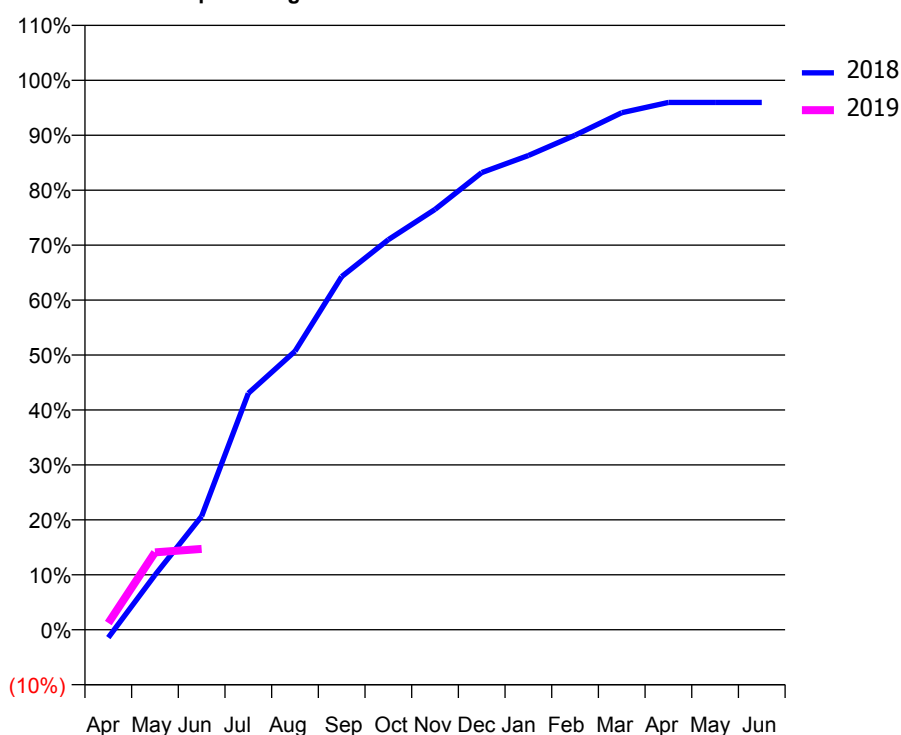
### Q46 - Vital Signs Orthodontic At a Glance Contract Report for 184551/0001 - June 2018

Name or company name	Bamford Dental Practice	18/19 Contracted general activity (UDA)	9,554
Contract type name	GDS Contract	Carry forward general activity (UDA)	0
Purpose of contract	General and Orthodontic	18/19 Contracted orthodontic activity (UOA)	3,597
Contract start date	01/04/2006	Carry forward orthodontic activity (UOA)	0
Contract end date		Baseline contract value	£502,614.76

ACCESS	Contract	England and Wales
24 month ratio of assessments to patient IDs	1.05	1.09

ACTIVITY	Contract
Contract assess and fit appliances (case starts) as a percentage of Area Team case starts	1.7 %

Cumulative percentage of contracted UOA delivered 2018 & 2019



Month	Adjusted Scheduled Activity (UOA)		
	2017	2018	2019
April	86	-52	44
May	225	358	507
June	377	743	529
July	829	1,548	
August	1,131	1,823	
September	1,365	2,312	
October	1,538	2,554	
November	1,671	2,752	
December	2,038	2,993	
January	2,280	3,105	
February	2,775	3,237	
March	3,250	3,385	
April	3,523	3,452	
May	3,523	3,452	
June	3,523	3,452	

#### QUANTITY METRICS (rolling 12 month period)

	Contract Quantity	Contract Base Number	Contract *	Area Team	Region	England
% of all assessments that were assess and fit appliances (case starts)	153	230	66.5%	78.6%	62.1%	60.4%
% of all assessments that were assess and refuse	22	230	9.6%	7.1%	11.2%	11.4%
% of all assessments that were assess and review	55	230	23.9%	14.3%	26.8%	28.3%
% of case starts with a reported IOTN of 3 and Aesthetic Component of 5 or below	0	153	N/A	0.1%	0.1%	0.1%
% of case starts with a reported IOTN of 3 and Aesthetic Component of 6 or above	1	153	0.7%	4.1%	3.7%	4.0%
% of case starts with a reported IOTN of 4	126	153	82.4%	80.4%	78.7%	77.8%
% of case starts with a reported IOTN of 5	22	153	14.4%	14.9%	16.8%	16.7%
% of concluded courses in receipt of dual-arch fixed appliances	118	144	81.9%	67.6%	77.1%	74.3%
% of concluded courses where treatment was abandoned or discontinued	18	144	12.5%	6.9%	7.4%	6.9%
% of patients satisfied with the treatment they have received	3	4	75.0%	93.9%	95.9%	95.7%

\* Figures in italics indicate that the base number is less than 100.

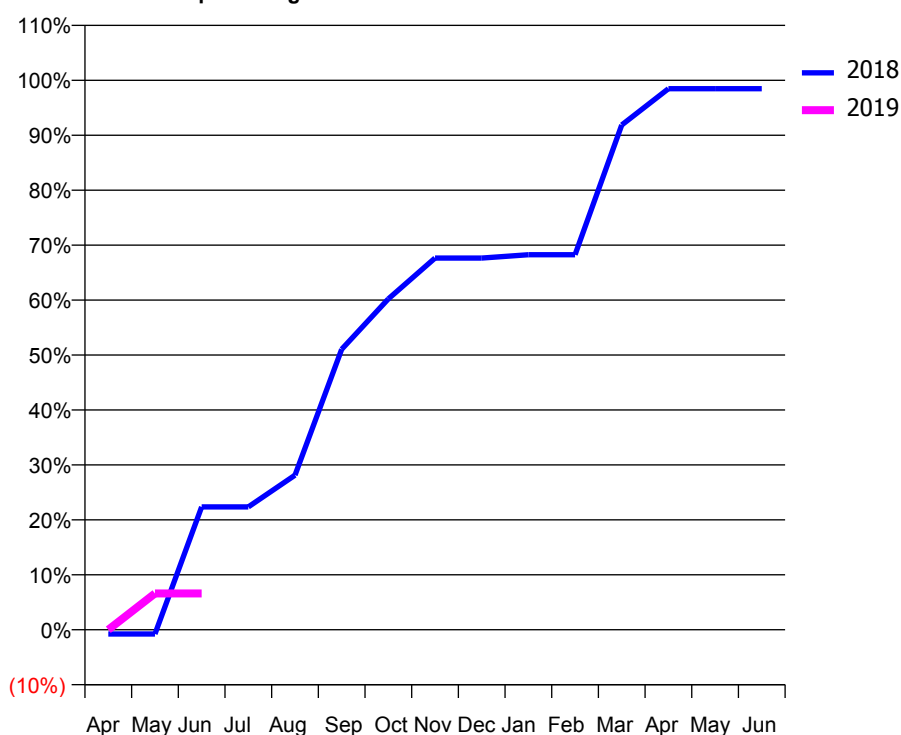
### Q46 - Vital Signs Orthodontic At a Glance Contract Report for 190470/0007 - June 2018

Name or company name	G.k.A (1996) Ltd	18/19 Contracted general activity (UDA)	40,268
Contract type name	GDS Contract	Carry forward general activity (UDA)	0
Purpose of contract	General and Orthodontic	18/19 Contracted orthodontic activity (UOA)	2,541
Contract start date	01/05/2009	Carry forward orthodontic activity (UOA)	0
Contract end date		Baseline contract value	£1,292,765.85

ACCESS	Contract	England and Wales
24 month ratio of assessments to patient IDs	1.06	1.09

ACTIVITY	Contract
Contract assess and fit appliances (case starts) as a percentage of Area Team case starts	1.1 %

Cumulative percentage of contracted UOA delivered 2018 & 2019



Month	Adjusted Scheduled Activity (UOA)		
	2017	2018	2019
April	177	-20	0
May	303	-20	168
June	409	568	168
July	704	568	
August	1,010	715	
September	1,332	1,297	
October	1,344	1,530	
November	1,744	1,719	
December	1,744	1,719	
January	2,017	1,734	
February	2,080	1,734	
March	2,246	2,334	
April	2,435	2,502	
May	2,519	2,502	
June	2,521	2,502	

#### QUANTITY METRICS (rolling 12 month period)

	Contract Quantity	Contract Base Number	Contract *	Area Team	Region	England
% of all assessments that were assess and fit appliances (case starts)	99	139	71.2%	78.6%	62.1%	60.4%
% of all assessments that were assess and refuse	11	139	7.9%	7.1%	11.2%	11.4%
% of all assessments that were assess and review	29	139	20.9%	14.3%	26.8%	28.3%
% of case starts with a reported IOTN of 3 and Aesthetic Component of 5 or below	0	99	<i>N/A</i>	0.1%	0.1%	0.1%
% of case starts with a reported IOTN of 3 and Aesthetic Component of 6 or above	1	99	<i>1.0%</i>	4.1%	3.7%	4.0%
% of case starts with a reported IOTN of 4	78	99	<i>78.8%</i>	80.4%	78.7%	77.8%
% of case starts with a reported IOTN of 5	19	99	<i>19.2%</i>	14.9%	16.8%	16.7%
% of concluded courses in receipt of dual-arch fixed appliances	73	82	<i>89.0%</i>	67.6%	77.1%	74.3%
% of concluded courses where treatment was abandoned or discontinued	6	82	<i>7.3%</i>	6.9%	7.4%	6.9%
% of patients satisfied with the treatment they have received	1	1	<i>100.0%</i>	93.9%	95.9%	95.7%

\* Figures in italics indicate that the base number is less than 100.



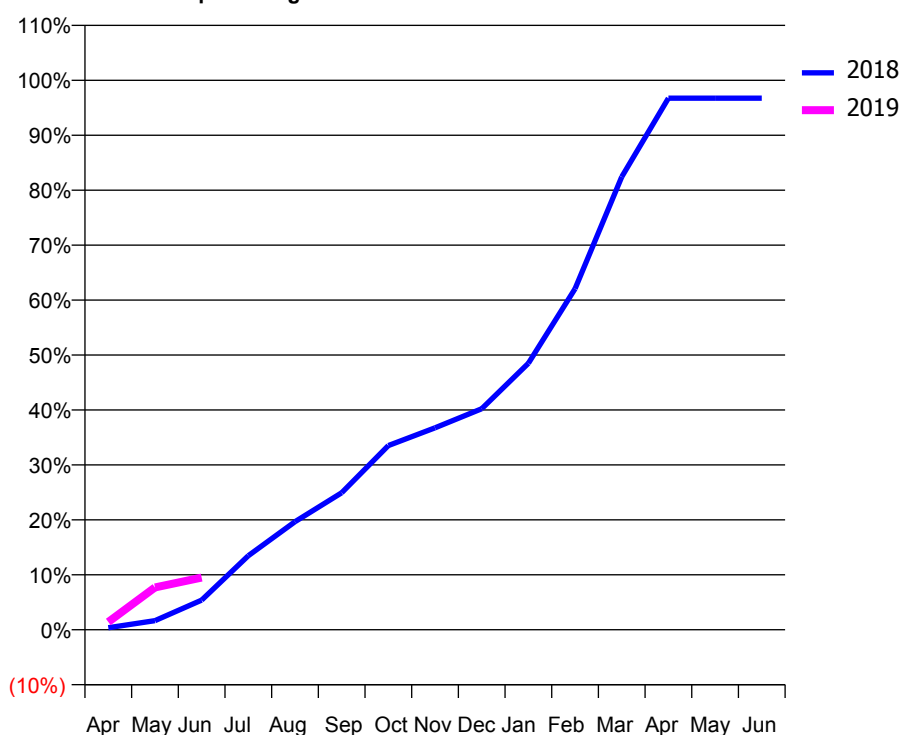
### Q46 - Vital Signs Orthodontic At a Glance Contract Report for 193496/0002 - June 2018

Name or company name	Dentalign i Ormskirk	18/19 Contracted general activity (UDA)	0
Contract type name	PDS Contract	Carry forward general activity (UDA)	0
Purpose of contract	Orthodontic	18/19 Contracted orthodontic activity (UOA)	16,345
Contract start date	01/04/2008	Carry forward orthodontic activity (UOA)	0
Contract end date	31/03/2020	Baseline contract value	£979,111.35

ACCESS	Contract	England and Wales
24 month ratio of assessments to patient IDs	1.01	1.09

ACTIVITY	Contract
Contract assess and fit appliances (case starts) as a percentage of Area Team case starts	8.6 %

Cumulative percentage of contracted UOA delivered 2018 & 2019



Month	Adjusted Scheduled Activity (UOA)		
	2017	2018	2019
April	0	63	231
May	630	273	1,260
June	1,327	882	1,554
July	2,856	2,205	
August	3,782	3,213	
September	4,202	4,074	
October	5,409	5,481	
November	6,199	6,006	
December	7,598	6,573	
January	8,123	7,925	
February	9,831	10,144	
March	13,081	13,472	
April	15,124	15,814	
May	15,124	15,814	
June	15,124	15,814	

#### QUANTITY METRICS (rolling 12 month period)

	Contract Quantity	Contract Base Number	Contract *	Area Team	Region	England
% of all assessments that were assess and fit appliances (case starts)	793	794	99.9%	78.6%	62.1%	60.4%
% of all assessments that were assess and refuse	1	794	0.1%	7.1%	11.2%	11.4%
% of all assessments that were assess and review	0	794	0.0%	14.3%	26.8%	28.3%
% of case starts with a reported IOTN of 3 and Aesthetic Component of 5 or below	0	793	N/A	0.1%	0.1%	0.1%
% of case starts with a reported IOTN of 3 and Aesthetic Component of 6 or above	30	793	3.8%	4.1%	3.7%	4.0%
% of case starts with a reported IOTN of 4	619	793	78.1%	80.4%	78.7%	77.8%
% of case starts with a reported IOTN of 5	135	793	17.0%	14.9%	16.8%	16.7%
% of concluded courses in receipt of dual-arch fixed appliances	665	782	85.0%	67.6%	77.1%	74.3%
% of concluded courses where treatment was abandoned or discontinued	85	782	10.9%	6.9%	7.4%	6.9%
% of patients satisfied with the treatment they have received	20	22	90.9%	93.9%	95.9%	95.7%

\* Figures in italics indicate that the base number is less than 100.

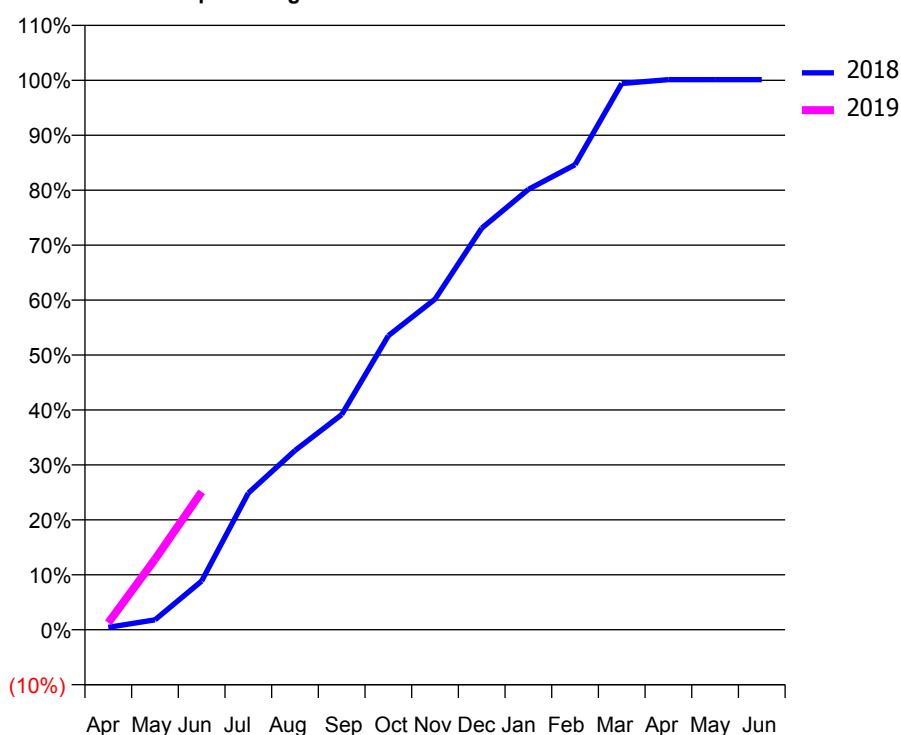
### Q46 - Vital Signs Orthodontic At a Glance Contract Report for 198889/0002 - June 2018

Name or company name	Kings Dental Centre	18/19 Contracted general activity (UDA)	0
Contract type name	PDS Contract	Carry forward general activity (UDA)	0
Purpose of contract	Orthodontic	18/19 Contracted orthodontic activity (UOA)	3,274
Contract start date	01/05/2015	Carry forward orthodontic activity (UOA)	0
Contract end date	31/03/2020	Baseline contract value	£192,678.45

ACCESS	Contract	England and Wales
24 month ratio of assessments to patient IDs	1.01	1.09

ACTIVITY	Contract
Contract assess and fit appliances (case starts) as a percentage of Area Team case starts	2.0 %

Cumulative percentage of contracted UOA delivered 2018 & 2019



Month	Adjusted Scheduled Activity (UOA)		
	2017	2018	2019
April	-295	15	42
May	-231	59	420
June	108	290	822
July	623	815	
August	709	1,068	
September	1,151	1,282	
October	1,871	1,752	
November	2,253	1,970	
December	2,547	2,393	
January	2,803	2,624	
February	3,034	2,771	
March	3,245	3,255	
April	3,289	3,278	
May	3,289	3,278	
June	3,289	3,278	

#### QUANTITY METRICS (rolling 12 month period)

	Contract Quantity	Contract Base Number	Contract *	Area Team	Region	England
% of all assessments that were assess and fit appliances (case starts)	182	194	93.8%	78.6%	62.1%	60.4%
% of all assessments that were assess and refuse	11	194	5.7%	7.1%	11.2%	11.4%
% of all assessments that were assess and review	1	194	0.5%	14.3%	26.8%	28.3%
% of case starts with a reported IOTN of 3 and Aesthetic Component of 5 or below	0	182	N/A	0.1%	0.1%	0.1%
% of case starts with a reported IOTN of 3 and Aesthetic Component of 6 or above	0	182	N/A	4.1%	3.7%	4.0%
% of case starts with a reported IOTN of 4	153	182	84.1%	80.4%	78.7%	77.8%
% of case starts with a reported IOTN of 5	29	182	15.9%	14.9%	16.8%	16.7 %
% of concluded courses in receipt of dual-arch fixed appliances	113	127	89.0%	67.6%	77.1%	74.3%
% of concluded courses where treatment was abandoned or discontinued	10	127	7.9%	6.9%	7.4%	6.9%
% of patients satisfied with the treatment they have received	4	4	100.0%	93.9%	95.9%	95.7%

\* Figures in italics indicate that the base number is less than 100.

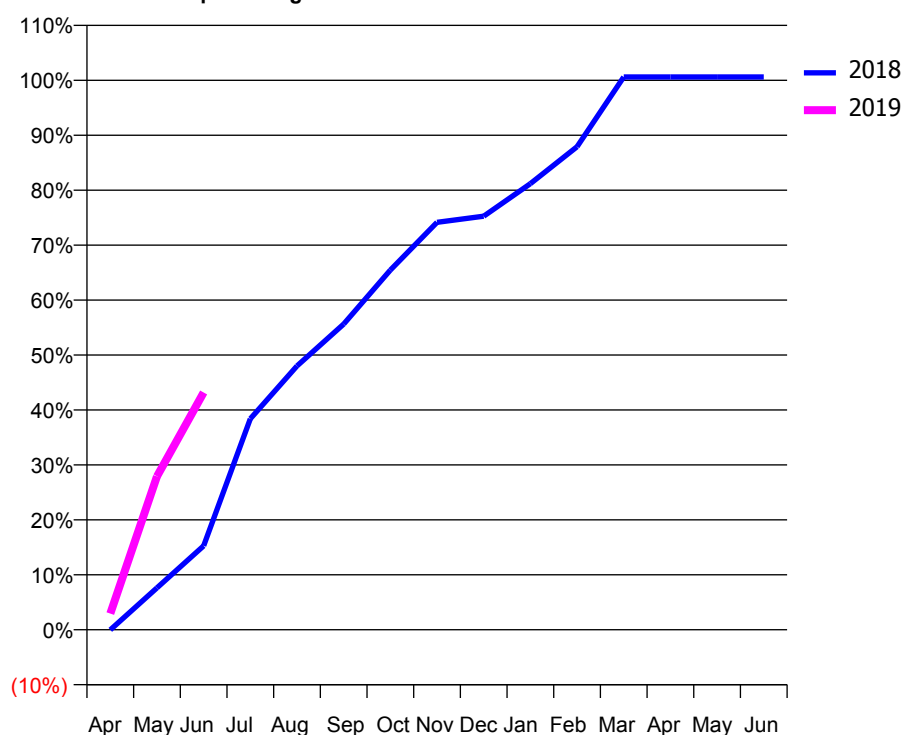
### Q46 - Vital Signs Orthodontic At a Glance Contract Report for 198889/0003 - June 2018

Name or company name	Kings Dental Centre	18/19 Contracted general activity (UDA)	0
Contract type name	PDS Contract	Carry forward general activity (UDA)	0
Purpose of contract	Orthodontic	18/19 Contracted orthodontic activity (UOA)	2,200
Contract start date	01/05/2015	Carry forward orthodontic activity (UOA)	0
Contract end date	31/03/2020	Baseline contract value	£128,788.89

ACCESS	Contract	England and Wales
24 month ratio of assessments to patient IDs	1.01	1.09

ACTIVITY	Contract
Contract assess and fit appliances (case starts) as a percentage of Area Team case starts	1.5 %

Cumulative percentage of contracted UOA delivered 2018 & 2019



Month	Adjusted Scheduled Activity (UOA)		
	2017	2018	2019
April	-88	-1	65
May	148	168	614
June	148	336	950
July	651	845	
August	757	1,056	
September	1,243	1,224	
October	1,518	1,440	
November	1,751	1,631	
December	1,835	1,656	
January	1,961	1,786	
February	2,088	1,934	
March	2,195	2,213	
April	2,199	2,213	
May	2,199	2,213	
June	2,199	2,213	

#### QUANTITY METRICS (rolling 12 month period)

	Contract Quantity	Contract Base Number	Contract *	Area Team	Region	England
% of all assessments that were assess and fit appliances (case starts)	134	150	89.3%	78.6%	62.1%	60.4%
% of all assessments that were assess and refuse	15	150	10.0%	7.1%	11.2%	11.4%
% of all assessments that were assess and review	1	150	0.7%	14.3%	26.8%	28.3%
% of case starts with a reported IOTN of 3 and Aesthetic Component of 5 or below	0	134	N/A	0.1%	0.1%	0.1%
% of case starts with a reported IOTN of 3 and Aesthetic Component of 6 or above	0	134	N/A	4.1%	3.7%	4.0%
% of case starts with a reported IOTN of 4	104	134	77.6%	80.4%	78.7%	77.8%
% of case starts with a reported IOTN of 5	30	134	22.4%	14.9%	16.8%	16.7 %
% of concluded courses in receipt of dual-arch fixed appliances	113	128	88.3%	67.6%	77.1%	74.3%
% of concluded courses where treatment was abandoned or discontinued	12	128	9.4%	6.9%	7.4%	6.9%
% of patients satisfied with the treatment they have received	2	3	66.7%	93.9%	95.9%	95.7%

\* Figures in italics indicate that the base number is less than 100.

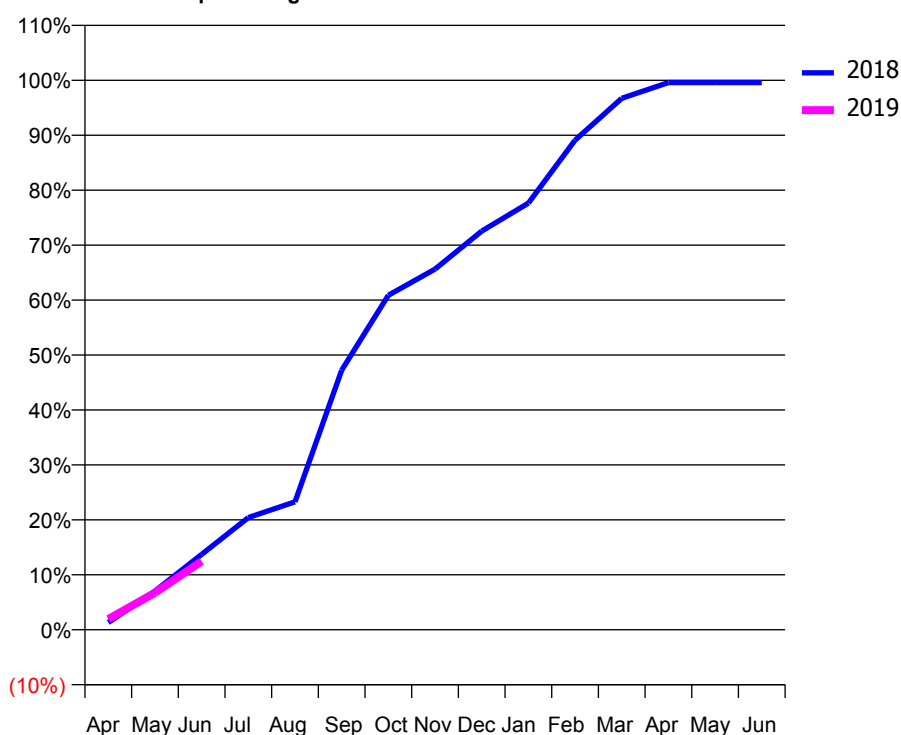
### Q46 - Vital Signs Orthodontic At a Glance Contract Report for 199346/0001 - June 2018

Name or company name	Northenden House Orthodontics	18/19 Contracted general activity (UDA)	0
Contract type name	PDS Contract	Carry forward general activity (UDA)	0
Purpose of contract	Orthodontic	18/19 Contracted orthodontic activity (UOA)	2,200
Contract start date	01/04/2012	Carry forward orthodontic activity (UOA)	0
Contract end date	31/03/2019	Baseline contract value	£128,788.89

ACCESS	Contract	England and Wales
24 month ratio of assessments to patient IDs	1.00	1.09

ACTIVITY	Contract
Contract assess and fit appliances (case starts) as a percentage of Area Team case starts	1.1 %

Cumulative percentage of contracted UOA delivered 2018 & 2019



Month	Adjusted Scheduled Activity (UOA)		
	2017	2018	2019
April	-49	29	43
May	35	155	148
June	98	302	274
July	371	449	
August	499	512	
September	625	1,039	
October	900	1,339	
November	1,110	1,444	
December	1,194	1,596	
January	1,467	1,708	
February	1,866	1,960	
March	2,143	2,128	
April	2,164	2,191	
May	2,208	2,191	
June	2,208	2,191	

#### QUANTITY METRICS (rolling 12 month period)

	Contract Quantity	Contract Base Number	Contract *	Area Team	Region	England
% of all assessments that were assess and fit appliances (case starts)	103	113	91.2%	78.6%	62.1%	60.4%
% of all assessments that were assess and refuse	4	113	3.5%	7.1%	11.2%	11.4%
% of all assessments that were assess and review	6	113	5.3%	14.3%	26.8%	28.3%
% of case starts with a reported IOTN of 3 and Aesthetic Component of 5 or below	0	103	N/A	0.1%	0.1%	0.1%
% of case starts with a reported IOTN of 3 and Aesthetic Component of 6 or above	5	103	4.9%	4.1%	3.7%	4.0%
% of case starts with a reported IOTN of 4	83	103	80.6%	80.4%	78.7%	77.8%
% of case starts with a reported IOTN of 5	15	103	14.6%	14.9%	16.8%	16.7 %
% of concluded courses in receipt of dual-arch fixed appliances	0	101	N/A	67.6%	77.1%	74.3%
% of concluded courses where treatment was abandoned or discontinued	1	101	1.0%	6.9%	7.4%	6.9%
% of patients satisfied with the treatment they have received	2	2	100.0%	93.9%	95.9%	95.7%

\* Figures in italics indicate that the base number is less than 100.

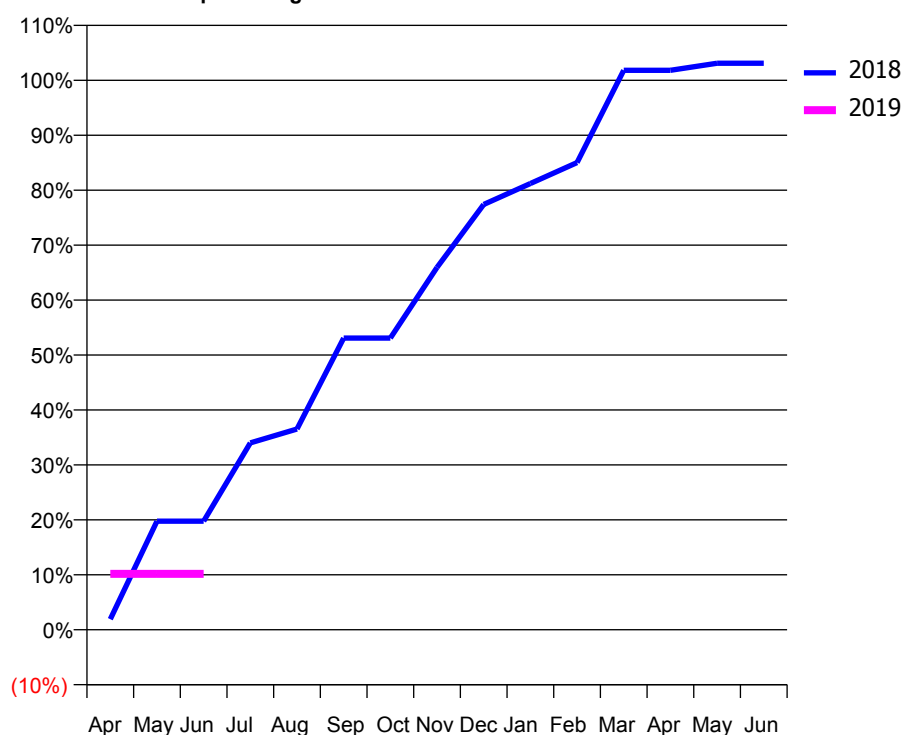
### Q46 - Vital Signs Orthodontic At a Glance Contract Report for 219762/0001 - June 2018

Name or company name	MR SG SPENCER	18/19 Contracted general activity (UDA)	0
Contract type name	PDS Contract	Carry forward general activity (UDA)	0
Purpose of contract	Orthodontic	18/19 Contracted orthodontic activity (UOA)	1,650
Contract start date	01/04/2006	Carry forward orthodontic activity (UOA)	0
Contract end date	31/03/2020	Baseline contract value	£97,074.64

ACCESS	Contract	England and Wales
24 month ratio of assessments to patient IDs	1.00	1.09

ACTIVITY	Contract
Contract assess and fit appliances (case starts) as a percentage of Area Team case starts	0.8 %

Cumulative percentage of contracted UOA delivered 2018 & 2019



Month	Adjusted Scheduled Activity (UOA)		
	2017	2018	2019
April	12	32	168
May	119	326	168
June	119	326	168
July	183	561	
August	289	603	
September	375	876	
October	375	876	
November	546	1,088	
December	861	1,277	
January	924	1,340	
February	1,451	1,403	
March	1,619	1,680	
April	1,682	1,680	
May	1,682	1,701	
June	1,682	1,701	

#### QUANTITY METRICS (rolling 12 month period)

	Contract Quantity	Contract Base Number	Contract *	Area Team	Region	England
% of all assessments that were assess and fit appliances (case starts)	76	78	97.4%	78.6%	62.1%	60.4%
% of all assessments that were assess and refuse	1	78	1.3%	7.1%	11.2%	11.4%
% of all assessments that were assess and review	1	78	1.3%	14.3%	26.8%	28.3%
% of case starts with a reported IOTN of 3 and Aesthetic Component of 5 or below	2	76	2.6%	0.1%	0.1%	0.1%
% of case starts with a reported IOTN of 3 and Aesthetic Component of 6 or above	0	76	N/A	4.1%	3.7%	4.0%
% of case starts with a reported IOTN of 4	44	76	57.9%	80.4%	78.7%	77.8%
% of case starts with a reported IOTN of 5	30	76	39.5%	14.9%	16.8%	16.7 %
% of concluded courses in receipt of dual-arch fixed appliances	26	29	89.7%	67.6%	77.1%	74.3%
% of concluded courses where treatment was abandoned or discontinued	0	29	0.0%	6.9%	7.4%	6.9%
% of patients satisfied with the treatment they have received	1	1	100.0%	93.9%	95.9%	95.7%

\* Figures in italics indicate that the base number is less than 100.

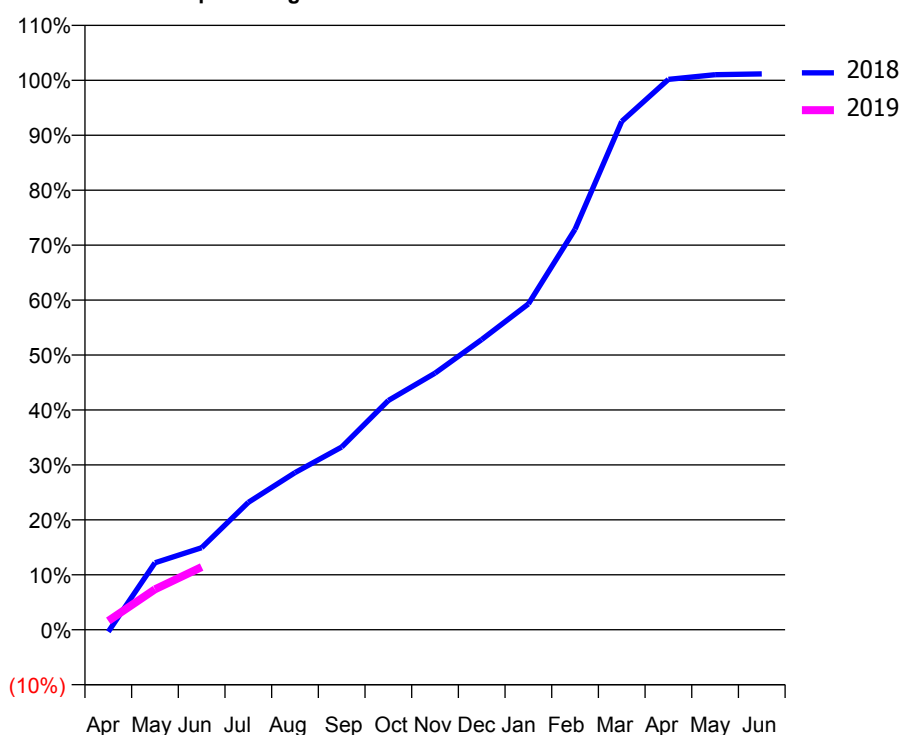
### Q46 - Vital Signs Orthodontic At a Glance Contract Report for 238279/0001 - June 2018

Name or company name	MR HP PATEL	18/19 Contracted general activity (UDA)	0
Contract type name	PDS Contract	Carry forward general activity (UDA)	0
Purpose of contract	Orthodontic	18/19 Contracted orthodontic activity (UOA)	15,541
Contract start date	01/04/2006	Carry forward orthodontic activity (UOA)	0
Contract end date	31/03/2020	Baseline contract value	£948,169.37

ACCESS	Contract	England and Wales
24 month ratio of assessments to patient IDs	1.03	1.09

ACTIVITY	Contract
Contract assess and fit appliances (case starts) as a percentage of Area Team case starts	7.7 %

Cumulative percentage of contracted UOA delivered 2018 & 2019



Month	Adjusted Scheduled Activity (UOA)		
	2017	2018	2019
April	148	-57	252
May	422	1,896	1,145
June	422	2,322	1,776
July	3,797	3,602	
August	4,203	4,445	
September	5,276	5,170	
October	5,989	6,486	
November	6,676	7,258	
December	8,490	8,207	
January	10,309	9,214	
February	11,830	11,326	
March	14,750	14,377	
April	15,534	15,566	
May	15,535	15,697	
June	15,537	15,720	

#### QUANTITY METRICS (rolling 12 month period)

	Contract Quantity	Contract Base Number	Contract *	Area Team	Region	England
% of all assessments that were assess and fit appliances (case starts)	712	1,151	61.9%	78.6%	62.1%	60.4%
% of all assessments that were assess and refuse	13	1,151	1.1%	7.1%	11.2%	11.4%
% of all assessments that were assess and review	426	1,151	37.0%	14.3%	26.8%	28.3%
% of case starts with a reported IOTN of 3 and Aesthetic Component of 5 or below	1	712	0.1%	0.1%	0.1%	0.1%
% of case starts with a reported IOTN of 3 and Aesthetic Component of 6 or above	37	712	5.2%	4.1%	3.7%	4.0%
% of case starts with a reported IOTN of 4	555	712	77.9%	80.4%	78.7%	77.8%
% of case starts with a reported IOTN of 5	118	712	16.6%	14.9%	16.8%	16.7%
% of concluded courses in receipt of dual-arch fixed appliances	573	649	88.3%	67.6%	77.1%	74.3%
% of concluded courses where treatment was abandoned or discontinued	56	649	8.6%	6.9%	7.4%	6.9%
% of patients satisfied with the treatment they have received	16	17	94.1%	93.9%	95.9%	95.7%

\* Figures in italics indicate that the base number is less than 100.

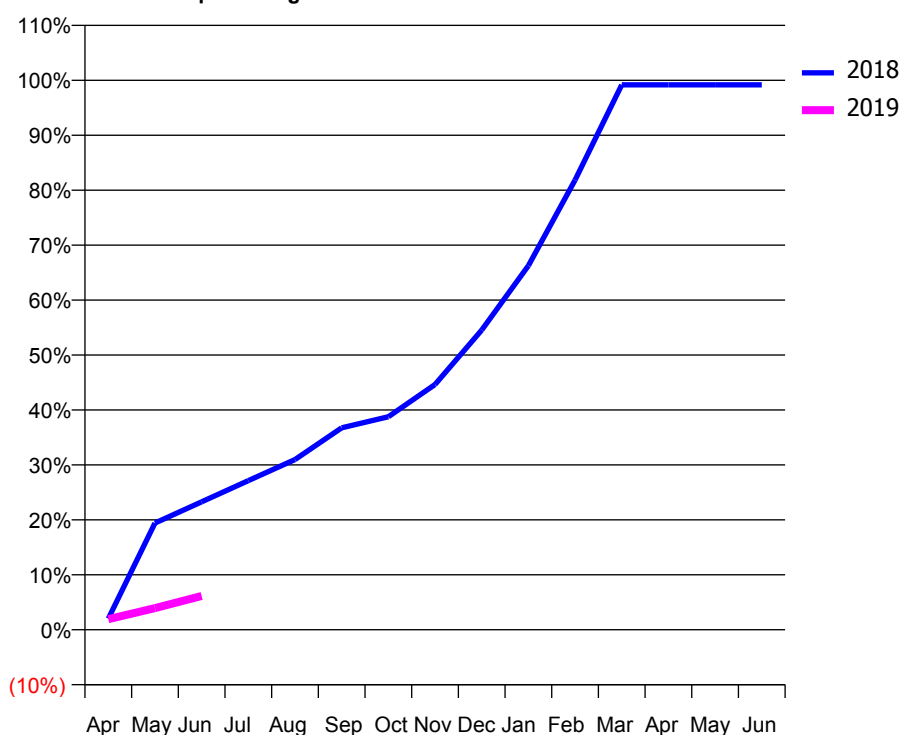
### Q46 - Vital Signs Orthodontic At a Glance Contract Report for 239615/0001 - June 2018

Name or company name	MR RS SINGH	18/19 Contracted general activity (UDA)	39,521
Contract type name	GDS Contract	Carry forward general activity (UDA)	0
Purpose of contract	General and Orthodontic	18/19 Contracted orthodontic activity (UOA)	1,091
Contract start date	01/04/2006	Carry forward orthodontic activity (UOA)	0
Contract end date		Baseline contract value	£1,387,591.65

ACCESS	Contract	England and Wales
24 month ratio of assessments to patient IDs	1.01	1.09

ACTIVITY	Contract
Contract assess and fit appliances (case starts) as a percentage of Area Team case starts	0.5 %

Cumulative percentage of contracted UOA delivered 2018 & 2019



Month	Adjusted Scheduled Activity (UOA)		
	2017	2018	2019
April	5	22	21
May	27	212	43
June	52	254	67
July	157	296	
August	262	338	
September	286	401	
October	330	423	
November	436	487	
December	585	595	
January	776	723	
February	1,180	893	
March	1,306	1,082	
April	1,306	1,082	
May	1,308	1,082	
June	1,308	1,082	

#### QUANTITY METRICS (rolling 12 month period)

	Contract Quantity	Contract Base Number	Contract *	Area Team	Region	England
% of all assessments that were assess and fit appliances (case starts)	42	56	75.0%	78.6%	62.1%	60.4%
% of all assessments that were assess and refuse	6	56	10.7%	7.1%	11.2%	11.4%
% of all assessments that were assess and review	8	56	14.3%	14.3%	26.8%	28.3%
% of case starts with a reported IOTN of 3 and Aesthetic Component of 5 or below	0	42	N/A	0.1%	0.1%	0.1%
% of case starts with a reported IOTN of 3 and Aesthetic Component of 6 or above	0	42	N/A	4.1%	3.7%	4.0%
% of case starts with a reported IOTN of 4	33	42	78.6%	80.4%	78.7%	77.8%
% of case starts with a reported IOTN of 5	9	42	21.4%	14.9%	16.8%	16.7%
% of concluded courses in receipt of dual-arch fixed appliances	15	52	28.8%	67.6%	77.1%	74.3%
% of concluded courses where treatment was abandoned or discontinued	15	52	28.8%	6.9%	7.4%	6.9%
% of patients satisfied with the treatment they have received	1	1	100.0%	93.9%	95.9%	95.7%

\* Figures in italics indicate that the base number is less than 100.

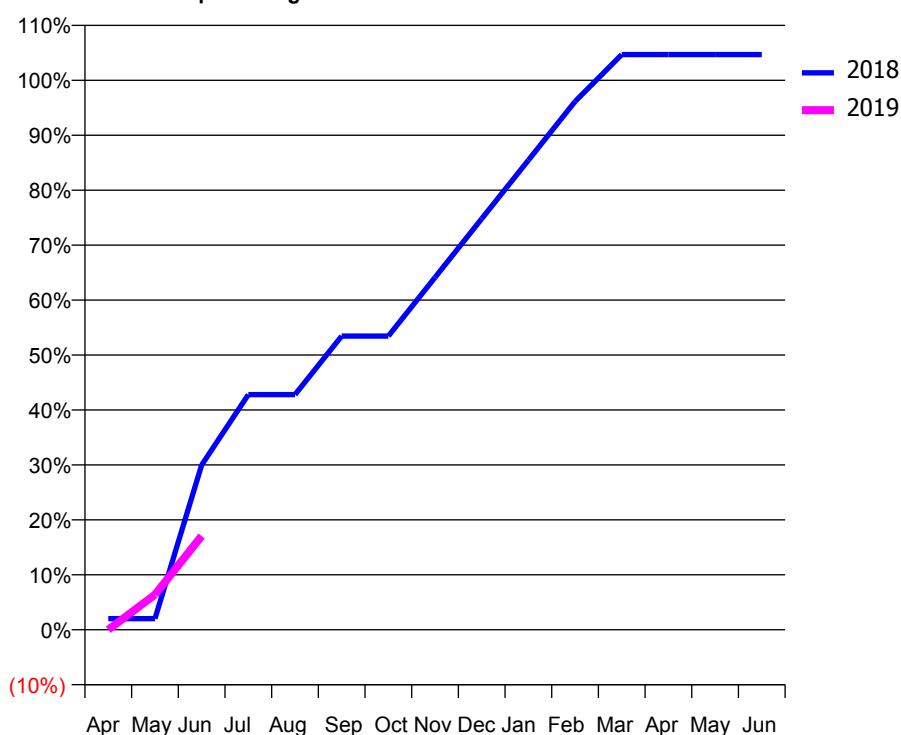
### Q46 - Vital Signs Orthodontic At a Glance Contract Report for 307351/0001 - June 2018

Name or company name	MR J BRADY	18/19 Contracted general activity (UDA)	0
Contract type name	PDS Contract	Carry forward general activity (UDA)	0
Purpose of contract	Orthodontic	18/19 Contracted orthodontic activity (UOA)	984
Contract start date	01/04/2006	Carry forward orthodontic activity (UOA)	0
Contract end date	31/03/2020	Baseline contract value	£59,100.44

ACCESS	Contract	England and Wales
24 month ratio of assessments to patient IDs	1.03	1.09

ACTIVITY	Contract
Contract assess and fit appliances (case starts) as a percentage of Area Team case starts	0.5 %

Cumulative percentage of contracted UOA delivered 2018 & 2019



Month	Adjusted Scheduled Activity (UOA)		
	2017	2018	2019
April	20	20	0
May	63	20	63
June	231	295	168
July	273	421	
August	357	421	
September	400	526	
October	568	526	
November	740	631	
December	782	736	
January	866	841	
February	909	946	
March	972	1,030	
April	1,035	1,030	
May	1,035	1,030	
June	1,035	1,030	

#### QUANTITY METRICS (rolling 12 month period)

	Contract Quantity	Contract Base Number	Contract *	Area Team	Region	England
% of all assessments that were assess and fit appliances (case starts)	43	43	100.0%	78.6%	62.1%	60.4%
% of all assessments that were assess and refuse	0	43	0.0%	7.1%	11.2%	11.4%
% of all assessments that were assess and review	0	43	0.0%	14.3%	26.8%	28.3%
% of case starts with a reported IOTN of 3 and Aesthetic Component of 5 or below	0	43	N/A	0.1%	0.1%	0.1%
% of case starts with a reported IOTN of 3 and Aesthetic Component of 6 or above	0	43	N/A	4.1%	3.7%	4.0%
% of case starts with a reported IOTN of 4	35	43	81.4%	80.4%	78.7%	77.8%
% of case starts with a reported IOTN of 5	8	43	18.6%	14.9%	16.8%	16.7%
% of concluded courses in receipt of dual-arch fixed appliances	35	35	100.0%	67.6%	77.1%	74.3%
% of concluded courses where treatment was abandoned or discontinued	0	35	0.0%	6.9%	7.4%	6.9%
% of patients satisfied with the treatment they have received	0	0	N/A	93.9%	95.9%	95.7%

\* Figures in italics indicate that the base number is less than 100.



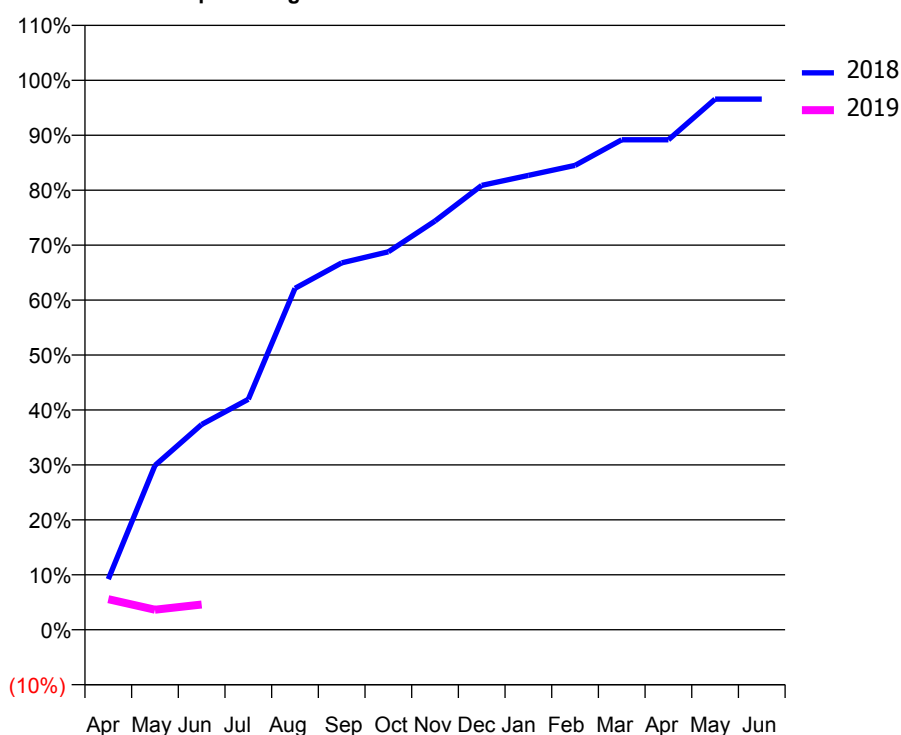
### Q46 - Vital Signs Orthodontic At a Glance Contract Report for 321931/0003 - June 2018

Name or company name	MR DC LAVERY	18/19 Contracted general activity (UDA)	0
Contract type name	PDS Contract	Carry forward general activity (UDA)	0
Purpose of contract	Orthodontic	18/19 Contracted orthodontic activity (UOA)	2,300
Contract start date	01/11/2007	Carry forward orthodontic activity (UOA)	0
Contract end date	31/03/2019	Baseline contract value	£150,865.91

ACCESS	Contract	England and Wales
24 month ratio of assessments to patient IDs	1.06	1.09

ACTIVITY	Contract
Contract assess and fit appliances (case starts) as a percentage of Area Team case starts	0.8 %

Cumulative percentage of contracted UOA delivered 2018 & 2019



Month	Adjusted Scheduled Activity (UOA)		
	2017	2018	2019
April	218	212	128
May	304	688	84
June	591	859	106
July	910	965	
August	1,183	1,429	
September	1,267	1,536	
October	1,267	1,582	
November	2,196	1,711	
December	2,303	1,860	
January	2,303	1,902	
February	2,303	1,944	
March	2,303	2,051	
April	2,304	2,051	
May	2,304	2,221	
June	2,304	2,221	

#### QUANTITY METRICS (rolling 12 month period)

	Contract Quantity	Contract Base Number	Contract *	Area Team	Region	England
% of all assessments that were assess and fit appliances (case starts)	74	87	85.1%	78.6%	62.1%	60.4%
% of all assessments that were assess and refuse	11	87	12.6%	7.1%	11.2%	11.4%
% of all assessments that were assess and review	2	87	2.3%	14.3%	26.8%	28.3%
% of case starts with a reported IOTN of 3 and Aesthetic Component of 5 or below	0	74	N/A	0.1%	0.1%	0.1%
% of case starts with a reported IOTN of 3 and Aesthetic Component of 6 or above	1	74	1.4%	4.1%	3.7%	4.0%
% of case starts with a reported IOTN of 4	61	74	82.4%	80.4%	78.7%	77.8%
% of case starts with a reported IOTN of 5	12	74	16.2%	14.9%	16.8%	16.7%
% of concluded courses in receipt of dual-arch fixed appliances	115	138	83.3%	67.6%	77.1%	74.3%
% of concluded courses where treatment was abandoned or discontinued	15	138	10.9%	6.9%	7.4%	6.9%
% of patients satisfied with the treatment they have received	2	2	100.0%	93.9%	95.9%	95.7%

\* Figures in italics indicate that the base number is less than 100.

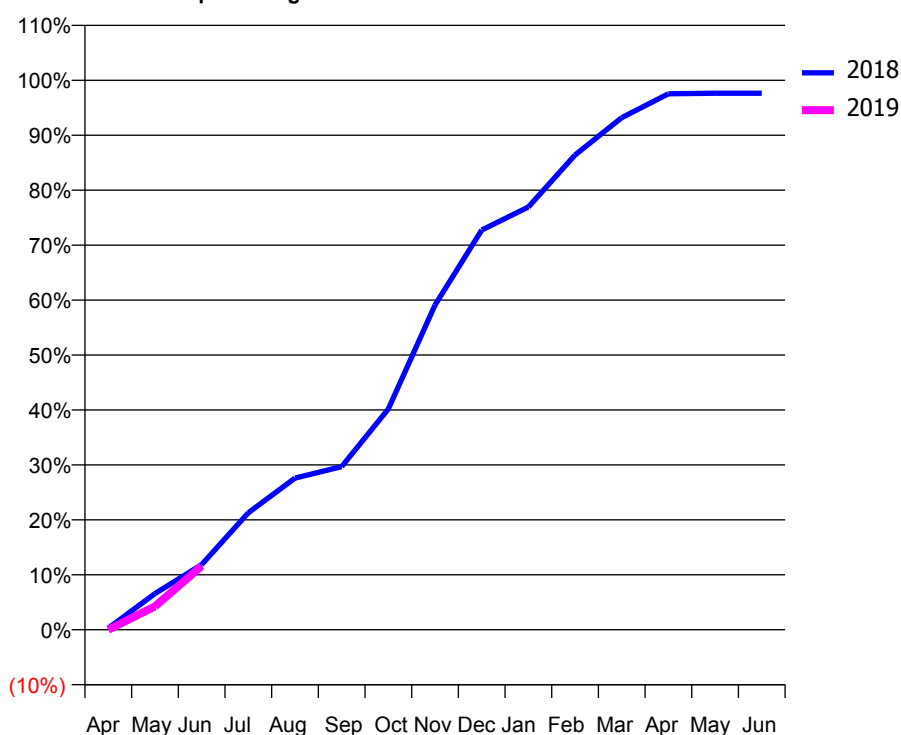
### Q46 - Vital Signs Orthodontic At a Glance Contract Report for 329622/0002 - June 2018

Name or company name	MR SD HOWARTH	18/19 Contracted general activity (UDA)	0
Contract type name	PDS Contract	Carry forward general activity (UDA)	0
Purpose of contract	Orthodontic	18/19 Contracted orthodontic activity (UOA)	2,000
Contract start date	01/08/2009	Carry forward orthodontic activity (UOA)	0
Contract end date	31/03/2019	Baseline contract value	£131,207.33

ACCESS	Contract	England and Wales
24 month ratio of assessments to patient IDs	1.29	1.09

ACTIVITY	Contract
Contract assess and fit appliances (case starts) as a percentage of Area Team case starts	1.0 %

Cumulative percentage of contracted UOA delivered 2018 & 2019



Month	Adjusted Scheduled Activity (UOA)		
	2017	2018	2019
April	47	6	0
May	91	132	85
June	114	237	232
July	285	426	
August	348	552	
September	1,064	594	
October	1,493	804	
November	1,689	1,182	
December	1,880	1,455	
January	1,964	1,539	
February	2,006	1,728	
March	2,006	1,864	
April	2,006	1,951	
May	2,006	1,953	
June	2,006	1,953	

#### QUANTITY METRICS (rolling 12 month period)

	Contract Quantity	Contract Base Number	Contract *	Area Team	Region	England
% of all assessments that were assess and fit appliances (case starts)	95	109	87.2%	78.6%	62.1%	60.4%
% of all assessments that were assess and refuse	3	109	2.8%	7.1%	11.2%	11.4%
% of all assessments that were assess and review	11	109	10.1%	14.3%	26.8%	28.3%
% of case starts with a reported IOTN of 3 and Aesthetic Component of 5 or below	0	95	<i>N/A</i>	0.1%	0.1%	0.1%
% of case starts with a reported IOTN of 3 and Aesthetic Component of 6 or above	3	95	3.2%	4.1%	3.7%	4.0%
% of case starts with a reported IOTN of 4	83	95	87.4%	80.4%	78.7%	77.8%
% of case starts with a reported IOTN of 5	9	95	9.5%	14.9%	16.8%	16.7 %
% of concluded courses in receipt of dual-arch fixed appliances	0	68	<i>N/A</i>	67.6%	77.1%	74.3%
% of concluded courses where treatment was abandoned or discontinued	0	68	0.0%	6.9%	7.4%	6.9%
% of patients satisfied with the treatment they have received	2	2	100.0%	93.9%	95.9%	95.7%

\* Figures in italics indicate that the base number is less than 100.

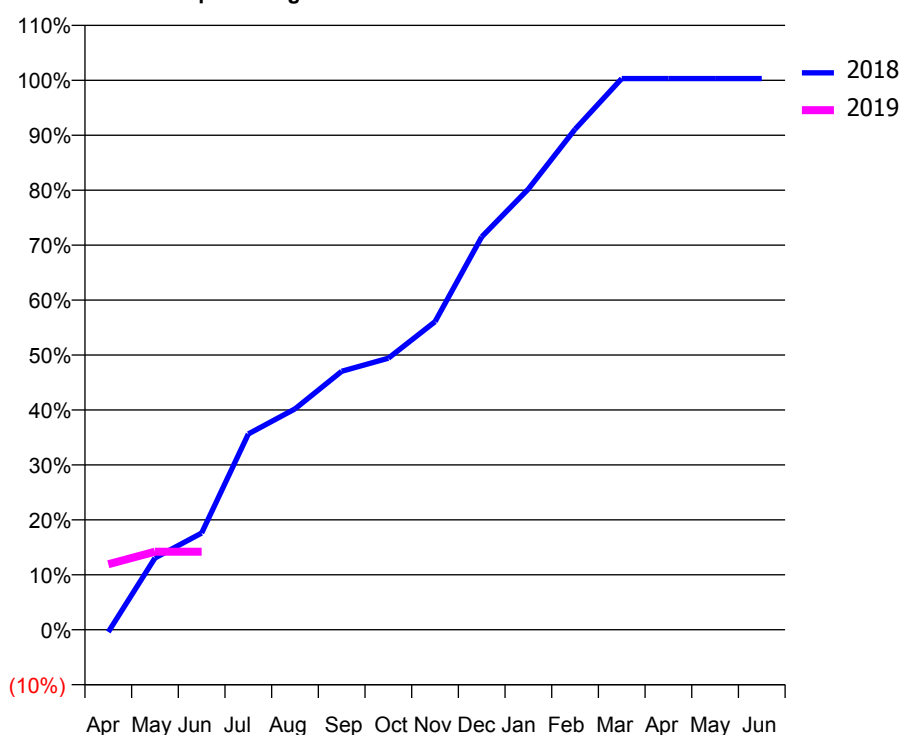
### Q46 - Vital Signs Orthodontic At a Glance Contract Report for 567442/0002 - June 2018

Name or company name	MR TM MCHALE	18/19 Contracted general activity (UDA)	0
Contract type name	PDS Contract	Carry forward general activity (UDA)	0
Purpose of contract	Orthodontic	18/19 Contracted orthodontic activity (UOA)	965
Contract start date	01/04/2006	Carry forward orthodontic activity (UOA)	0
Contract end date	31/03/2019	Baseline contract value	£62,504.24

ACCESS	Contract	England and Wales
24 month ratio of assessments to patient IDs	1.01	1.09

ACTIVITY	Contract
Contract assess and fit appliances (case starts) as a percentage of Area Team case starts	0.5 %

Cumulative percentage of contracted UOA delivered 2018 & 2019



Month	Adjusted Scheduled Activity (UOA)		
	2017	2018	2019
April	119	-4	115
May	224	126	137
June	309	170	137
July	315	344	
August	485	388	
September	531	454	
October	574	477	
November	596	541	
December	681	690	
January	724	774	
February	788	879	
March	940	968	
April	961	968	
May	961	968	
June	961	968	

#### QUANTITY METRICS (rolling 12 month period)

	Contract Quantity	Contract Base Number	Contract *	Area Team	Region	England
% of all assessments that were assess and fit appliances (case starts)	43	73	58.9%	78.6%	62.1%	60.4%
% of all assessments that were assess and refuse	13	73	17.8%	7.1%	11.2%	11.4%
% of all assessments that were assess and review	17	73	23.3%	14.3%	26.8%	28.3%
% of case starts with a reported IOTN of 3 and Aesthetic Component of 5 or below	0	43	N/A	0.1%	0.1%	0.1%
% of case starts with a reported IOTN of 3 and Aesthetic Component of 6 or above	5	43	11.6%	4.1%	3.7%	4.0%
% of case starts with a reported IOTN of 4	29	43	67.4%	80.4%	78.7%	77.8%
% of case starts with a reported IOTN of 5	9	43	20.9%	14.9%	16.8%	16.7%
% of concluded courses in receipt of dual-arch fixed appliances	0	45	N/A	67.6%	77.1%	74.3%
% of concluded courses where treatment was abandoned or discontinued	5	45	11.1%	6.9%	7.4%	6.9%
% of patients satisfied with the treatment they have received	1	1	100.0%	93.9%	95.9%	95.7%

\* Figures in italics indicate that the base number is less than 100.

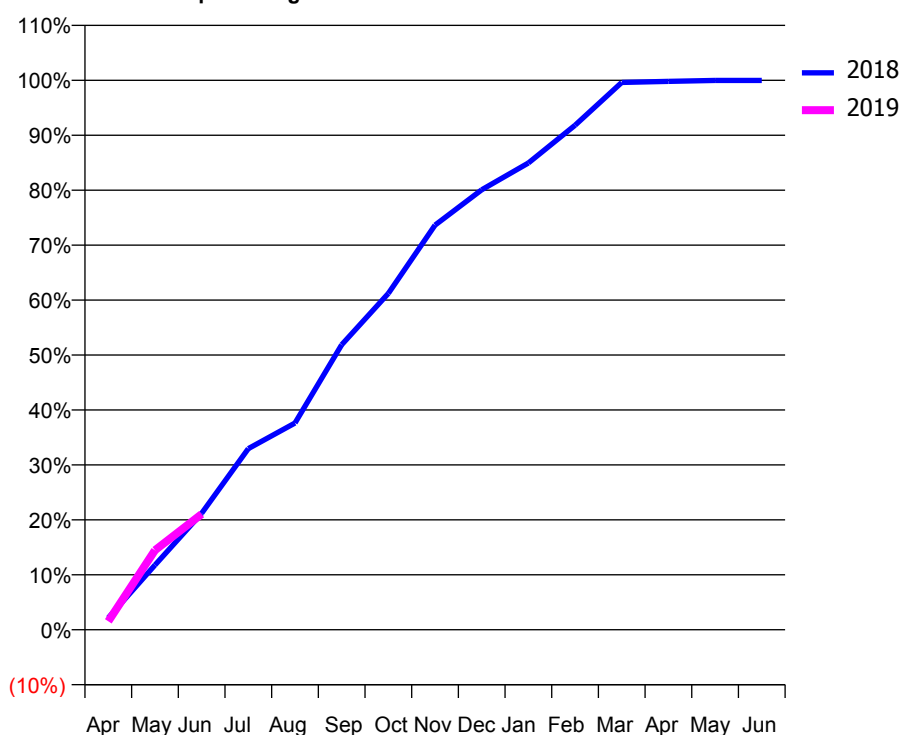
### Q46 - Vital Signs Orthodontic At a Glance Contract Report for 650293/0001 - June 2018

Name or company name	MR M KHURANA	18/19 Contracted general activity (UDA)	0
Contract type name	PDS Contract	Carry forward general activity (UDA)	0
Purpose of contract	Orthodontic	18/19 Contracted orthodontic activity (UOA)	13,983
Contract start date	01/04/2006	Carry forward orthodontic activity (UOA)	0
Contract end date	31/03/2020	Baseline contract value	£818,570.56

ACCESS	Contract	England and Wales
24 month ratio of assessments to patient IDs	1.04	1.09

ACTIVITY	Contract
Contract assess and fit appliances (case starts) as a percentage of Area Team case starts	7.2 %

Cumulative percentage of contracted UOA delivered 2018 & 2019



Month	Adjusted Scheduled Activity (UOA)		
	2017	2018	2019
April	181	304	215
May	1,866	1,647	2,023
June	2,576	2,963	2,945
July	4,022	4,609	
August	5,076	5,260	
September	6,015	7,253	
October	7,008	8,559	
November	8,921	10,297	
December	10,337	11,197	
January	11,635	11,879	
February	12,769	12,838	
March	13,782	13,926	
April	14,023	13,956	
May	14,002	13,977	
June	14,026	13,977	

#### QUANTITY METRICS (rolling 12 month period)

	Contract Quantity	Contract Base Number	Contract *	Area Team	Region	England
% of all assessments that were assess and fit appliances (case starts)	661	956	69.1%	78.6%	62.1%	60.4%
% of all assessments that were assess and refuse	105	956	11.0%	7.1%	11.2%	11.4%
% of all assessments that were assess and review	190	956	19.9%	14.3%	26.8%	28.3%
% of case starts with a reported IOTN of 3 and Aesthetic Component of 5 or below	0	661	N/A	0.1%	0.1%	0.1%
% of case starts with a reported IOTN of 3 and Aesthetic Component of 6 or above	20	661	3.0%	4.1%	3.7%	4.0%
% of case starts with a reported IOTN of 4	601	661	90.9%	80.4%	78.7%	77.8%
% of case starts with a reported IOTN of 5	32	661	4.8%	14.9%	16.8%	16.7%
% of concluded courses in receipt of dual-arch fixed appliances	562	598	94.0%	67.6%	77.1%	74.3%
% of concluded courses where treatment was abandoned or discontinued	9	598	1.5%	6.9%	7.4%	6.9%
% of patients satisfied with the treatment they have received	22	23	95.7%	93.9%	95.9%	95.7%

\* Figures in italics indicate that the base number is less than 100.

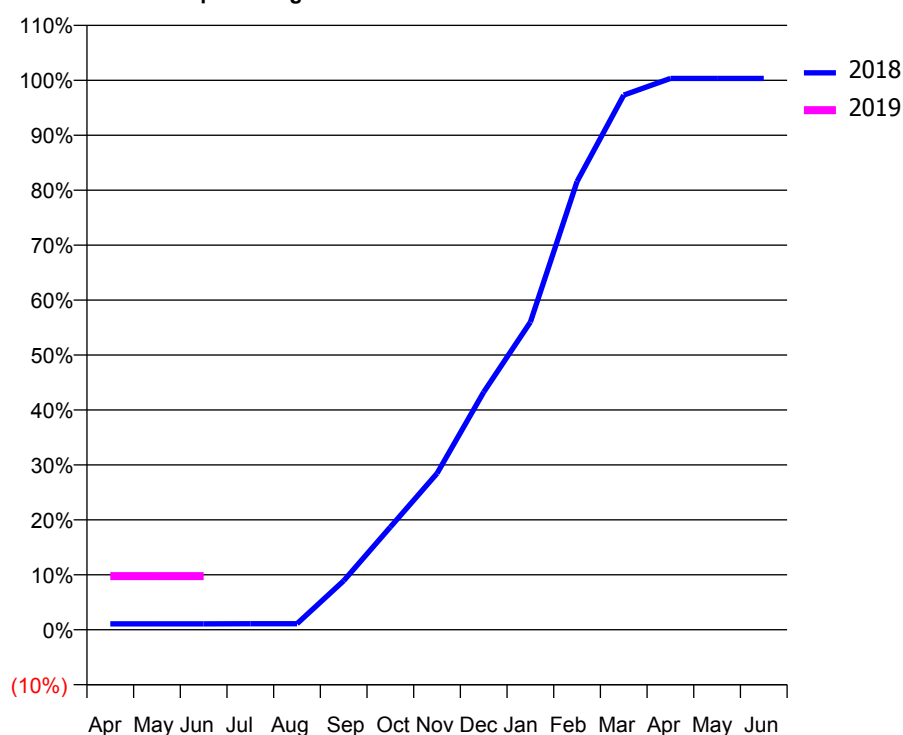
### Q46 - Vital Signs Orthodontic At a Glance Contract Report for 650293/0002 - June 2018

Name or company name	MR M KHURANA	18/19 Contracted general activity (UDA)	0
Contract type name	PDS Contract	Carry forward general activity (UDA)	0
Purpose of contract	Orthodontic	18/19 Contracted orthodontic activity (UOA)	2,150
Contract start date	01/06/2009	Carry forward orthodontic activity (UOA)	0
Contract end date	31/03/2020	Baseline contract value	£131,207.33

ACCESS	Contract	England and Wales
24 month ratio of assessments to patient IDs	1.02	1.09

ACTIVITY	Contract
Contract assess and fit appliances (case starts) as a percentage of Area Team case starts	1.2 %

Cumulative percentage of contracted UOA delivered 2018 & 2019



Month	Adjusted Scheduled Activity (UOA)		
	2017	2018	2019
April	-4	23	210
May	-4	23	210
June	-3	23	210
July	186	24	
August	186	24	
September	438	192	
October	564	402	
November	734	612	
December	988	930	
January	1,219	1,204	
February	1,539	1,754	
March	1,961	2,092	
April	2,152	2,157	
May	2,152	2,157	
June	2,152	2,157	

#### QUANTITY METRICS (rolling 12 month period)

	Contract Quantity	Contract Base Number	Contract *	Area Team	Region	England
% of all assessments that were assess and fit appliances (case starts)	111	122	91.0%	78.6%	62.1%	60.4%
% of all assessments that were assess and refuse	10	122	8.2%	7.1%	11.2%	11.4%
% of all assessments that were assess and review	1	122	0.8%	14.3%	26.8%	28.3%
% of case starts with a reported IOTN of 3 and Aesthetic Component of 5 or below	0	111	N/A	0.1%	0.1%	0.1%
% of case starts with a reported IOTN of 3 and Aesthetic Component of 6 or above	1	111	0.9%	4.1%	3.7%	4.0%
% of case starts with a reported IOTN of 4	99	111	89.2%	80.4%	78.7%	77.8%
% of case starts with a reported IOTN of 5	11	111	9.9%	14.9%	16.8%	16.7 %
% of concluded courses in receipt of dual-arch fixed appliances	67	71	94.4%	67.6%	77.1%	74.3%
% of concluded courses where treatment was abandoned or discontinued	3	71	4.2%	6.9%	7.4%	6.9%
% of patients satisfied with the treatment they have received	3	3	100.0%	93.9%	95.9%	95.7%

\* Figures in italics indicate that the base number is less than 100.

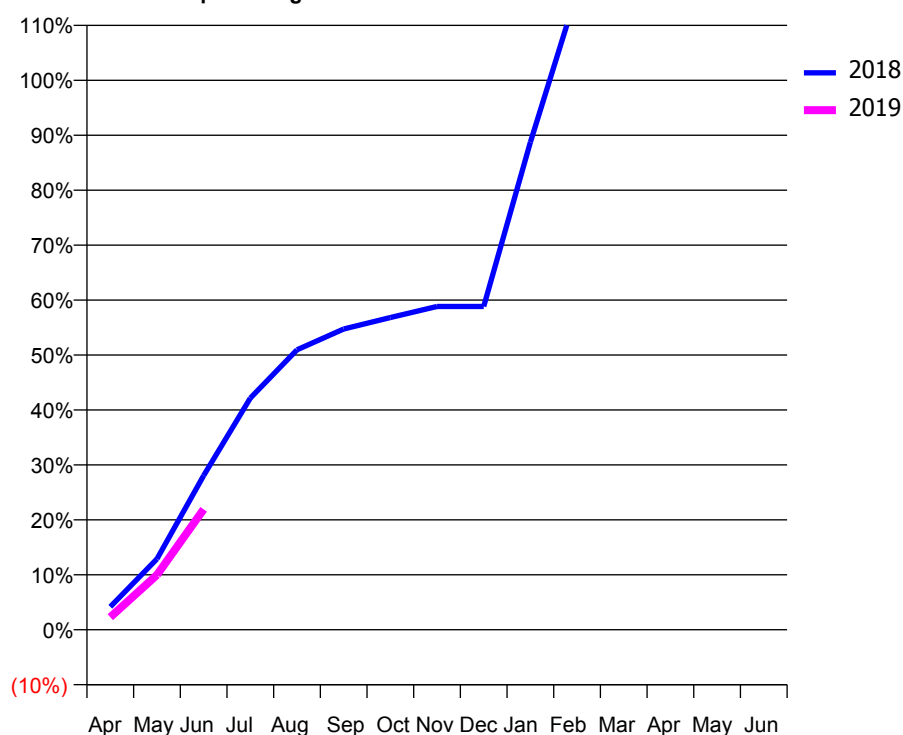
### Q46 - Vital Signs Orthodontic At a Glance Contract Report for 676616/0001 - June 2018

Name or company name	MR RJ DORRINGTON	18/19 Contracted general activity (UDA)	13,620
Contract type name	Pilot Contract	Carry forward general activity (UDA)	0
Purpose of contract	General and Orthodontic	18/19 Contracted orthodontic activity (UOA)	1,482
Contract start date	01/04/2006	Carry forward orthodontic activity (UOA)	0
Contract end date		Baseline contract value	£405,264.28

ACCESS	Contract	England and Wales
24 month ratio of assessments to patient IDs	1.17	1.09

ACTIVITY	Contract
Contract assess and fit appliances (case starts) as a percentage of Area Team case starts	0.8 %

Cumulative percentage of contracted UOA delivered 2018 & 2019



Month	Adjusted Scheduled Activity (UOA)		
	2017	2018	2019
April	3	62	34
May	9	191	148
June	212	416	325
July	511	625	
August	857	755	
September	1,030	811	
October	1,420	842	
November	1,539	872	
December	1,541	872	
January	1,563	1,315	
February	1,563	1,718	
March	1,565	1,720	
April	1,587	1,722	
May	1,587	1,744	
June	1,587	1,744	

#### QUANTITY METRICS (rolling 12 month period)

	Contract Quantity	Contract Base Number	Contract *	Area Team	Region	England
% of all assessments that were assess and fit appliances (case starts)	74	172	43.0%	78.6%	62.1%	60.4%
% of all assessments that were assess and refuse	9	172	5.2%	7.1%	11.2%	11.4%
% of all assessments that were assess and review	89	172	51.7%	14.3%	26.8%	28.3%
% of case starts with a reported IOTN of 3 and Aesthetic Component of 5 or below	0	74	<i>N/A</i>	0.1%	0.1%	0.1%
% of case starts with a reported IOTN of 3 and Aesthetic Component of 6 or above	15	74	20.3%	4.1%	3.7%	4.0%
% of case starts with a reported IOTN of 4	50	74	67.6%	80.4%	78.7%	77.8%
% of case starts with a reported IOTN of 5	9	74	12.2%	14.9%	16.8%	16.7%
% of concluded courses in receipt of dual-arch fixed appliances	61	89	68.5%	67.6%	77.1%	74.3%
% of concluded courses where treatment was abandoned or discontinued	1	89	1.1%	6.9%	7.4%	6.9%
% of patients satisfied with the treatment they have received	1	1	100.0%	93.9%	95.9%	95.7%

\* Figures in italics indicate that the base number is less than 100.

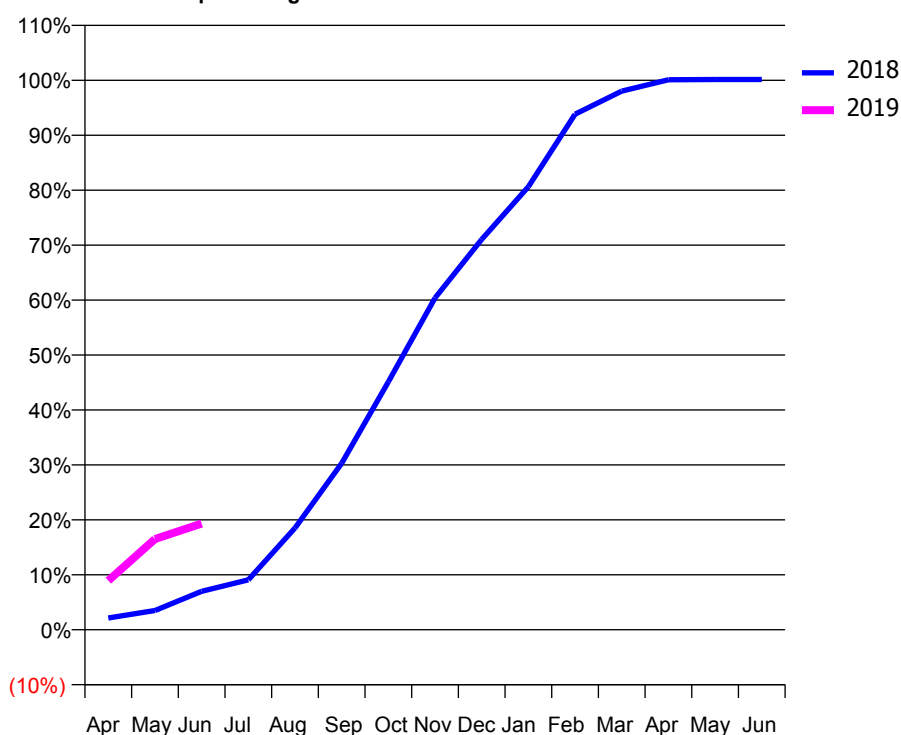
### Q46 - Vital Signs Orthodontic At a Glance Contract Report for 723312/0003 - June 2018

Name or company name	Aligned Dental Care Ltd	18/19 Contracted general activity (UDA)	0
Contract type name	PDS Contract	Carry forward general activity (UDA)	0
Purpose of contract	Orthodontic	18/19 Contracted orthodontic activity (UOA)	3,083
Contract start date	01/04/2006	Carry forward orthodontic activity (UOA)	0
Contract end date	31/03/2020	Baseline contract value	£199,689.74

ACCESS	Contract	England and Wales
24 month ratio of assessments to patient IDs	1.02	1.09

ACTIVITY	Contract
Contract assess and fit appliances (case starts) as a percentage of Area Team case starts	1.8 %

Cumulative percentage of contracted UOA delivered 2018 & 2019



Month	Adjusted Scheduled Activity (UOA)		
	2017	2018	2019
April	234	66	276
May	513	108	509
June	749	216	596
July	1,007	280	
August	1,332	571	
September	1,422	934	
October	1,735	1,391	
November	1,949	1,862	
December	2,170	2,190	
January	2,341	2,486	
February	2,617	2,893	
March	2,938	3,022	
April	3,128	3,086	
May	3,128	3,087	
June	3,128	3,087	

#### QUANTITY METRICS (rolling 12 month period)

	Contract Quantity	Contract Base Number	Contract *	Area Team	Region	England
% of all assessments that were assess and fit appliances (case starts)	163	240	67.9%	78.6%	62.1%	60.4%
% of all assessments that were assess and refuse	66	240	27.5%	7.1%	11.2%	11.4%
% of all assessments that were assess and review	11	240	4.6%	14.3%	26.8%	28.3%
% of case starts with a reported IOTN of 3 and Aesthetic Component of 5 or below	0	163	N/A	0.1%	0.1%	0.1%
% of case starts with a reported IOTN of 3 and Aesthetic Component of 6 or above	9	163	5.5%	4.1%	3.7%	4.0%
% of case starts with a reported IOTN of 4	125	163	76.7%	80.4%	78.7%	77.8%
% of case starts with a reported IOTN of 5	29	163	17.8%	14.9%	16.8%	16.7%
% of concluded courses in receipt of dual-arch fixed appliances	81	113	71.7%	67.6%	77.1%	74.3%
% of concluded courses where treatment was abandoned or discontinued	6	113	5.3%	6.9%	7.4%	6.9%
% of patients satisfied with the treatment they have received	1	1	100.0%	93.9%	95.9%	95.7%

\* Figures in italics indicate that the base number is less than 100.

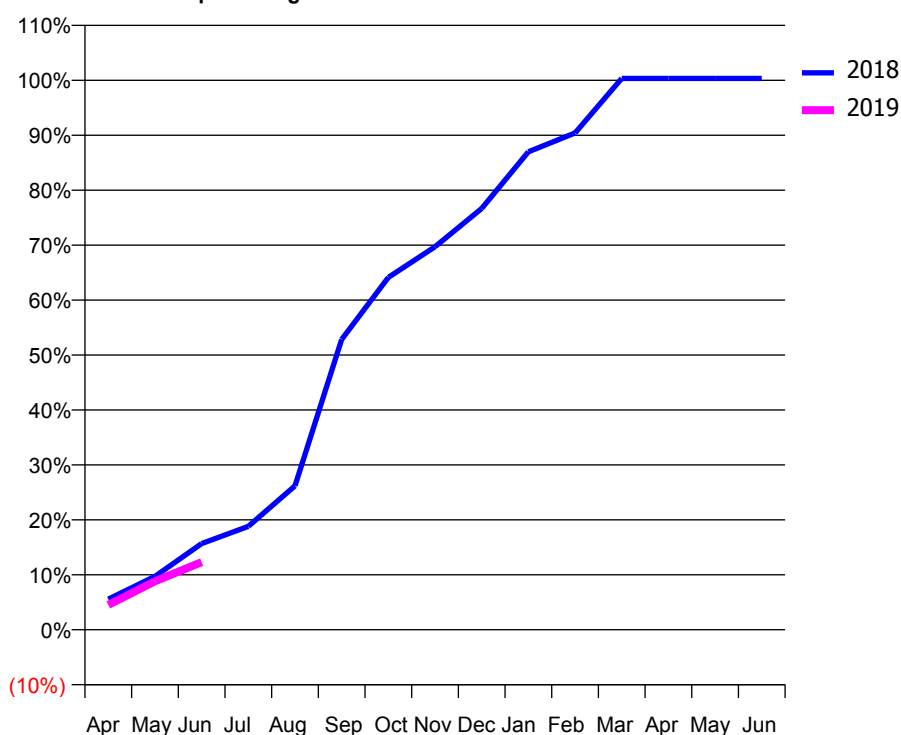
### Q46 - Vital Signs Orthodontic At a Glance Contract Report for 783579/0003 - June 2018

Name or company name	Northwest Orthodontists Ltd	18/19 Contracted general activity (UDA)	0
Contract type name	PDS Contract	Carry forward general activity (UDA)	0
Purpose of contract	Orthodontic	18/19 Contracted orthodontic activity (UOA)	10,229
Contract start date	01/04/2011	Carry forward orthodontic activity (UOA)	0
Contract end date	31/03/2020	Baseline contract value	£624,090.96

ACCESS	Contract	England and Wales
24 month ratio of assessments to patient IDs	1.00	1.09

ACTIVITY	Contract
Contract assess and fit appliances (case starts) as a percentage of Area Team case starts	5.1 %

Cumulative percentage of contracted UOA delivered 2018 & 2019



Month	Adjusted Scheduled Activity (UOA)		
	2017	2018	2019
April	85	570	462
May	1,599	994	903
June	2,187	1,605	1,260
July	2,947	1,924	
August	3,915	2,680	
September	5,746	5,405	
October	5,851	6,560	
November	6,466	7,131	
December	6,970	7,842	
January	7,690	8,898	
February	8,853	9,247	
March	10,253	10,263	
April	10,253	10,263	
May	10,253	10,263	
June	10,253	10,263	

#### QUANTITY METRICS (rolling 12 month period)

	Contract Quantity	Contract Base Number	Contract *	Area Team	Region	England
% of all assessments that were assess and fit appliances (case starts)	473	501	94.4%	78.6%	62.1%	60.4%
% of all assessments that were assess and refuse	12	501	2.4%	7.1%	11.2%	11.4%
% of all assessments that were assess and review	16	501	3.2%	14.3%	26.8%	28.3%
% of case starts with a reported IOTN of 3 and Aesthetic Component of 5 or below	2	473	0.4%	0.1%	0.1%	0.1%
% of case starts with a reported IOTN of 3 and Aesthetic Component of 6 or above	30	473	6.3%	4.1%	3.7%	4.0%
% of case starts with a reported IOTN of 4	361	473	76.3%	80.4%	78.7%	77.8%
% of case starts with a reported IOTN of 5	79	473	16.7%	14.9%	16.8%	16.7%
% of concluded courses in receipt of dual-arch fixed appliances	1	350	0.3%	67.6%	77.1%	74.3%
% of concluded courses where treatment was abandoned or discontinued	3	350	0.9%	6.9%	7.4%	6.9%
% of patients satisfied with the treatment they have received	7	8	87.5%	93.9%	95.9%	95.7%

\* Figures in italics indicate that the base number is less than 100.



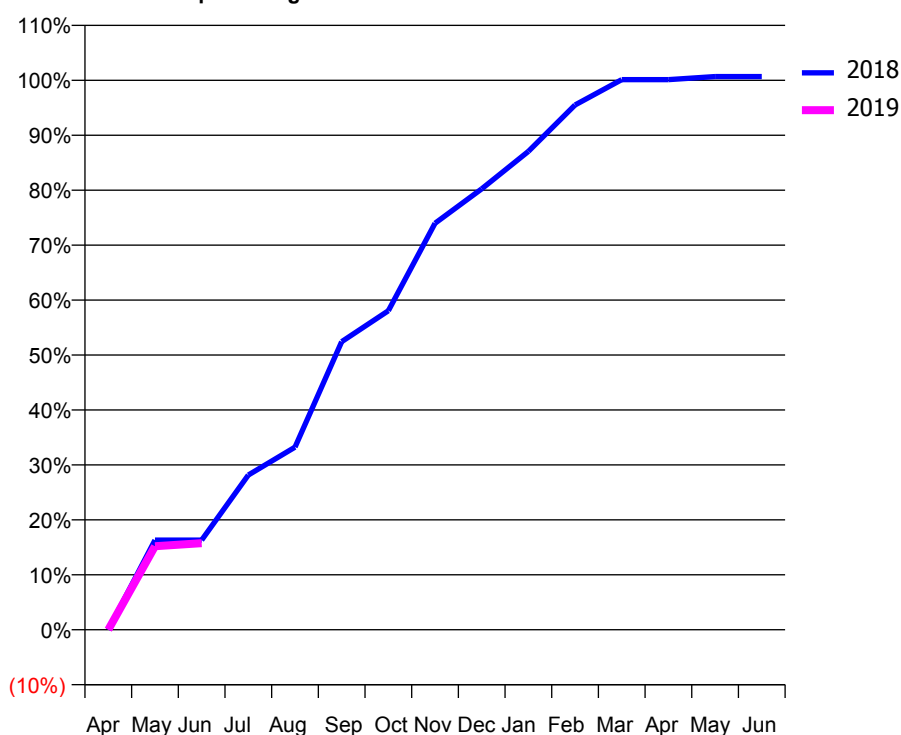
### Q46 - Vital Signs Orthodontic At a Glance Contract Report for 783579/0005 - June 2018

Name or company name	Northwest Orthodontists Ltd	18/19 Contracted general activity (UDA)	0
Contract type name	PDS Contract	Carry forward general activity (UDA)	0
Purpose of contract	Orthodontic	18/19 Contracted orthodontic activity (UOA)	3,729
Contract start date	01/04/2012	Carry forward orthodontic activity (UOA)	0
Contract end date	31/03/2020	Baseline contract value	£219,388.69

ACCESS	Contract	England and Wales
24 month ratio of assessments to patient IDs	1.00	1.09

ACTIVITY	Contract
Contract assess and fit appliances (case starts) as a percentage of Area Team case starts	1.9 %

Cumulative percentage of contracted UOA delivered 2018 & 2019



Month	Adjusted Scheduled Activity (UOA)		
	2017	2018	2019
April	23	0	0
May	338	609	567
June	867	609	588
July	1,329	1,050	
August	1,499	1,239	
September	2,360	1,955	
October	2,679	2,165	
November	3,120	2,759	
December	3,624	2,992	
January	3,666	3,246	
February	3,729	3,561	
March	3,729	3,733	
April	3,729	3,733	
May	3,729	3,754	
June	3,729	3,754	

#### QUANTITY METRICS (rolling 12 month period)

	Contract Quantity	Contract Base Number	Contract *	Area Team	Region	England
% of all assessments that were assess and fit appliances (case starts)	178	178	100.0%	78.6%	62.1%	60.4%
% of all assessments that were assess and refuse	0	178	0.0%	7.1%	11.2%	11.4%
% of all assessments that were assess and review	0	178	0.0%	14.3%	26.8%	28.3%
% of case starts with a reported IOTN of 3 and Aesthetic Component of 5 or below	0	178	N/A	0.1%	0.1%	0.1%
% of case starts with a reported IOTN of 3 and Aesthetic Component of 6 or above	14	178	7.9%	4.1%	3.7%	4.0%
% of case starts with a reported IOTN of 4	148	178	83.1%	80.4%	78.7%	77.8%
% of case starts with a reported IOTN of 5	14	178	7.9%	14.9%	16.8%	16.7 %
% of concluded courses in receipt of dual-arch fixed appliances	0	172	N/A	67.6%	77.1%	74.3%
% of concluded courses where treatment was abandoned or discontinued	0	172	0.0%	6.9%	7.4%	6.9%
% of patients satisfied with the treatment they have received	4	4	100.0%	93.9%	95.9%	95.7%

\* Figures in italics indicate that the base number is less than 100.

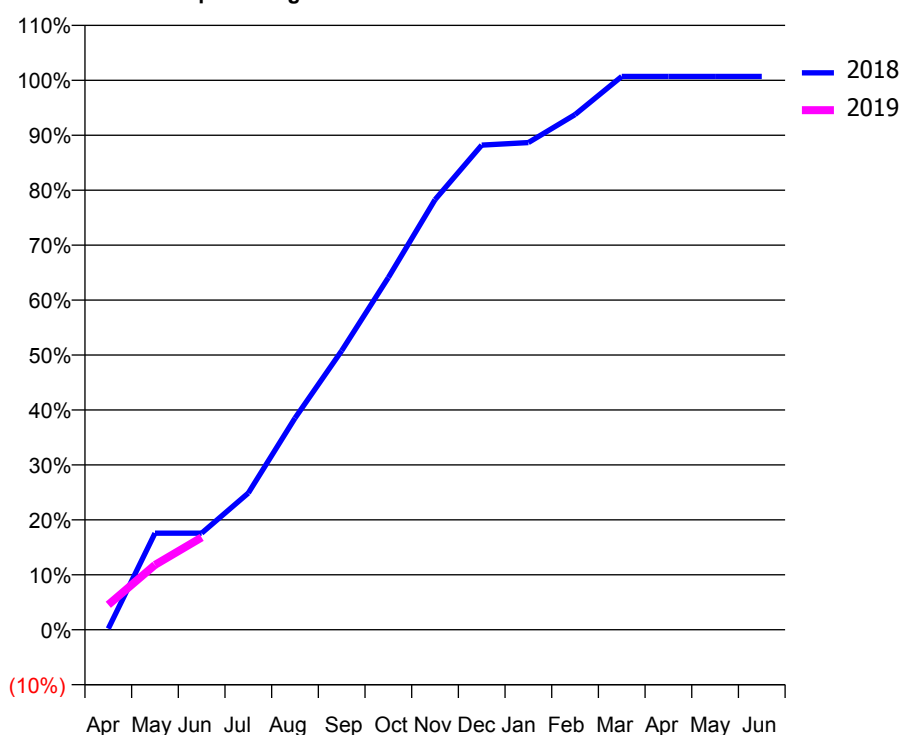
### Q46 - Vital Signs Orthodontic At a Glance Contract Report for 783579/0006 - June 2018

Name or company name	Northwest Orthodontists Ltd	18/19 Contracted general activity (UDA)	0
Contract type name	PDS Contract	Carry forward general activity (UDA)	0
Purpose of contract	Orthodontic	18/19 Contracted orthodontic activity (UOA)	4,621
Contract start date	01/04/2012	Carry forward orthodontic activity (UOA)	0
Contract end date	31/03/2020	Baseline contract value	£270,515.24

ACCESS	Contract	England and Wales
24 month ratio of assessments to patient IDs	1.00	1.09

ACTIVITY	Contract
Contract assess and fit appliances (case starts) as a percentage of Area Team case starts	2.4 %

Cumulative percentage of contracted UOA delivered 2018 & 2019



Month	Adjusted Scheduled Activity (UOA)		
	2017	2018	2019
April	162	10	210
May	855	812	546
June	1,233	812	777
July	1,632	1,150	
August	1,926	1,780	
September	2,629	2,347	
October	2,671	2,962	
November	3,154	3,617	
December	3,679	4,076	
January	3,910	4,097	
February	4,314	4,332	
March	4,631	4,653	
April	4,631	4,653	
May	4,631	4,653	
June	4,631	4,653	

#### QUANTITY METRICS (rolling 12 month period)

	Contract Quantity	Contract Base Number	Contract *	Area Team	Region	England
% of all assessments that were assess and fit appliances (case starts)	220	238	92.4%	78.6%	62.1%	60.4%
% of all assessments that were assess and refuse	6	238	2.5%	7.1%	11.2%	11.4%
% of all assessments that were assess and review	12	238	5.0%	14.3%	26.8%	28.3%
% of case starts with a reported IOTN of 3 and Aesthetic Component of 5 or below	0	220	N/A	0.1%	0.1%	0.1%
% of case starts with a reported IOTN of 3 and Aesthetic Component of 6 or above	8	220	3.6%	4.1%	3.7%	4.0%
% of case starts with a reported IOTN of 4	178	220	80.9%	80.4%	78.7%	77.8%
% of case starts with a reported IOTN of 5	34	220	15.5%	14.9%	16.8%	16.7 %
% of concluded courses in receipt of dual-arch fixed appliances	1	157	0.6%	67.6%	77.1%	74.3%
% of concluded courses where treatment was abandoned or discontinued	2	157	1.3%	6.9%	7.4%	6.9%
% of patients satisfied with the treatment they have received	2	2	100.0%	93.9%	95.9%	95.7%

\* Figures in italics indicate that the base number is less than 100.

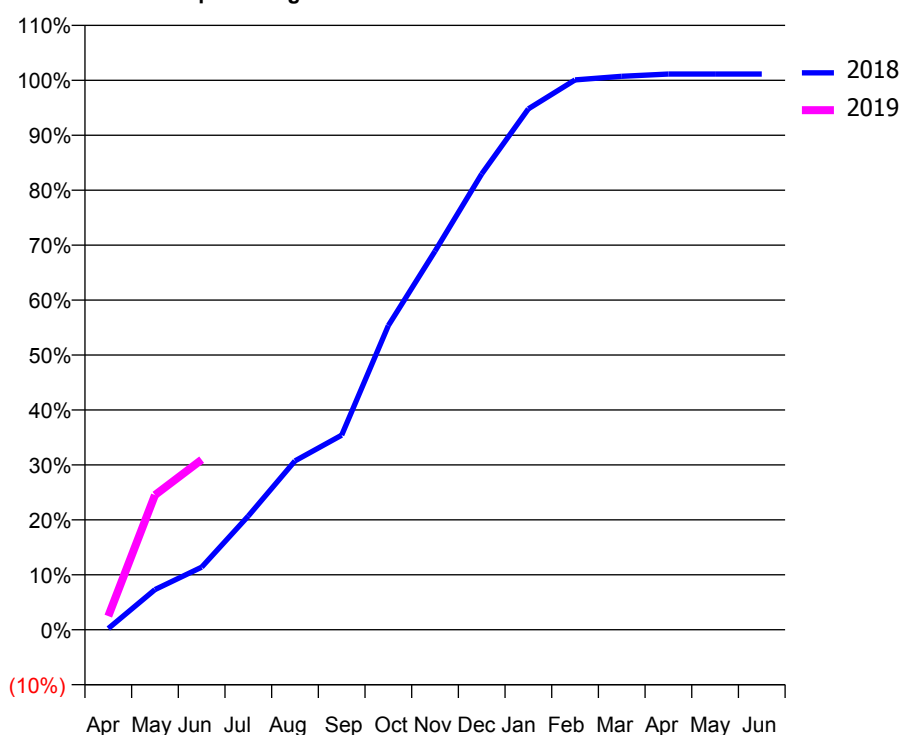
### Q46 - Vital Signs Orthodontic At a Glance Contract Report for 813559/0002 - June 2018

Name or company name	MR NA HALL	18/19 Contracted general activity (UDA)	0
Contract type name	PDS Contract	Carry forward general activity (UDA)	0
Purpose of contract	Orthodontic	18/19 Contracted orthodontic activity (UOA)	3,632
Contract start date	01/04/2012	Carry forward orthodontic activity (UOA)	0
Contract end date	31/03/2020	Baseline contract value	£213,682.08

ACCESS	Contract	England and Wales
24 month ratio of assessments to patient IDs	1.02	1.09

ACTIVITY	Contract
Contract assess and fit appliances (case starts) as a percentage of Area Team case starts	2.2 %

Cumulative percentage of contracted UOA delivered 2018 & 2019



Month	Adjusted Scheduled Activity (UOA)		
	2017	2018	2019
April	-34	8	90
May	73	266	891
June	137	414	1,124
July	478	752	
August	820	1,116	
September	1,031	1,286	
October	1,389	2,011	
November	1,772	2,503	
December	1,985	3,013	
January	2,178	3,443	
February	2,361	3,634	
March	3,214	3,658	
April	3,550	3,673	
May	3,571	3,673	
June	3,571	3,673	

#### QUANTITY METRICS (rolling 12 month period)

	Contract Quantity	Contract Base Number	Contract *	Area Team	Region	England
% of all assessments that were assess and fit appliances (case starts)	206	272	75.7%	78.6%	62.1%	60.4%
% of all assessments that were assess and refuse	20	272	7.4%	7.1%	11.2%	11.4%
% of all assessments that were assess and review	46	272	16.9%	14.3%	26.8%	28.3%
% of case starts with a reported IOTN of 3 and Aesthetic Component of 5 or below	0	206	N/A	0.1%	0.1%	0.1%
% of case starts with a reported IOTN of 3 and Aesthetic Component of 6 or above	4	206	1.9%	4.1%	3.7%	4.0%
% of case starts with a reported IOTN of 4	167	206	81.1%	80.4%	78.7%	77.8%
% of case starts with a reported IOTN of 5	32	206	15.5%	14.9%	16.8%	16.7%
% of concluded courses in receipt of dual-arch fixed appliances	141	173	81.5%	67.6%	77.1%	74.3%
% of concluded courses where treatment was abandoned or discontinued	17	173	9.8%	6.9%	7.4%	6.9%
% of patients satisfied with the treatment they have received	6	6	100.0%	93.9%	95.9%	95.7%

\* Figures in italics indicate that the base number is less than 100.

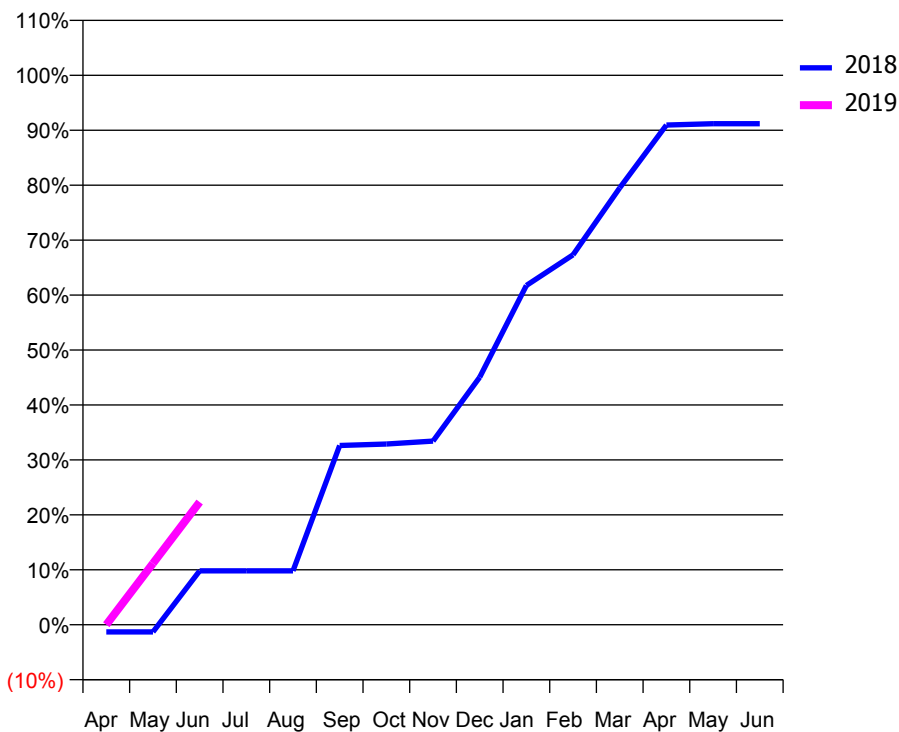
### Q46 - Vital Signs Orthodontic At a Glance Contract Report for 824372/0001 - June 2018

Name or company name	MRS LR DOVER	18/19 Contracted general activity (UDA)	760
Contract type name	GDS Contract	Carry forward general activity (UDA)	0
Purpose of contract	General and Orthodontic	18/19 Contracted orthodontic activity (UOA)	376
Contract start date	01/04/2006	Carry forward orthodontic activity (UOA)	0
Contract end date		Baseline contract value	£34,897.36

ACCESS	Contract	England and Wales
24 month ratio of assessments to patient IDs	1.00	1.09

ACTIVITY	Contract
Contract assess and fit appliances (case starts) as a percentage of Area Team case starts	0.2 %

Cumulative percentage of contracted UOA delivered 2018 & 2019



Month	Adjusted Scheduled Activity (UOA)		
	2017	2018	2019
April	8	-5	0
May	92	-5	42
June	117	37	84
July	138	37	
August	159	37	
September	180	123	
October	222	124	
November	243	126	
December	306	170	
January	307	233	
February	349	254	
March	349	300	
April	349	343	
May	370	344	
June	370	344	

#### QUANTITY METRICS (rolling 12 month period)

	Contract Quantity	Contract Base Number	Contract *	Area Team	Region	England
% of all assessments that were assess and fit appliances (case starts)	19	27	70.4%	78.6%	62.1%	60.4%
% of all assessments that were assess and refuse	7	27	25.9%	7.1%	11.2%	11.4%
% of all assessments that were assess and review	1	27	3.7%	14.3%	26.8%	28.3%
% of case starts with a reported IOTN of 3 and Aesthetic Component of 5 or below	0	19	N/A	0.1%	0.1%	0.1%
% of case starts with a reported IOTN of 3 and Aesthetic Component of 6 or above	0	19	N/A	4.1%	3.7%	4.0%
% of case starts with a reported IOTN of 4	13	19	68.4%	80.4%	78.7%	77.8%
% of case starts with a reported IOTN of 5	4	19	21.1%	14.9%	16.8%	16.7%
% of concluded courses in receipt of dual-arch fixed appliances	17	19	89.5%	67.6%	77.1%	74.3%
% of concluded courses where treatment was abandoned or discontinued	0	19	0.0%	6.9%	7.4%	6.9%
% of patients satisfied with the treatment they have received	1	1	100.0%	93.9%	95.9%	95.7%

\* Figures in italics indicate that the base number is less than 100.

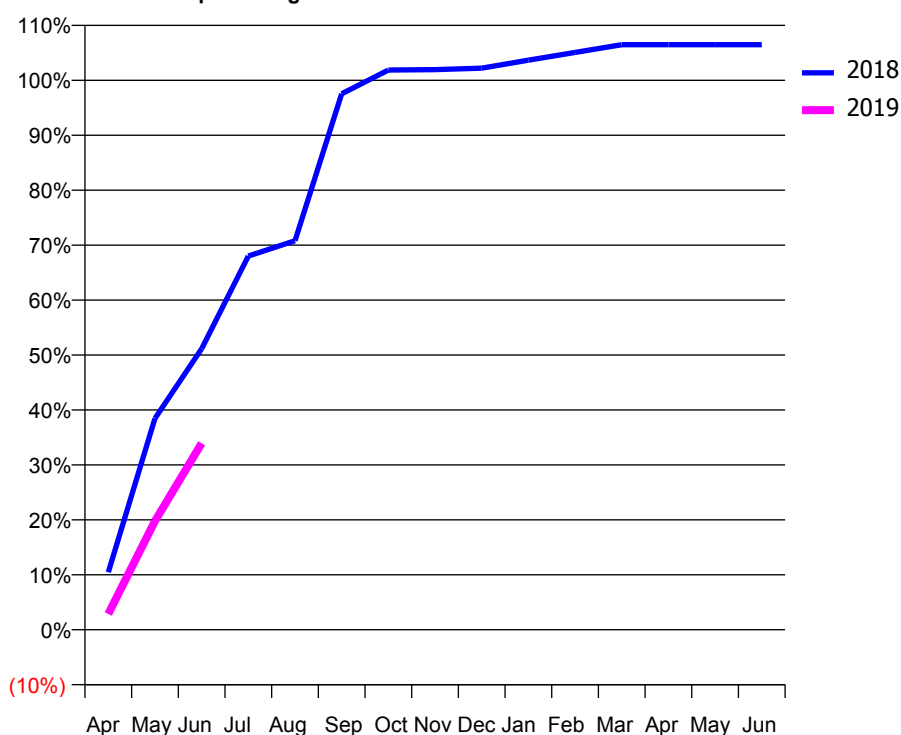
### Q46 - Vital Signs Orthodontic At a Glance Contract Report for 829188/0001 - June 2018

Name or company name	MR WW LEE	18/19 Contracted general activity (UDA)	0
Contract type name	PDS Contract	Carry forward general activity (UDA)	0
Purpose of contract	Orthodontic	18/19 Contracted orthodontic activity (UOA)	1,500
Contract start date	01/04/2006	Carry forward orthodontic activity (UOA)	0
Contract end date	31/03/2020	Baseline contract value	£87,810.62

ACCESS	Contract	England and Wales
24 month ratio of assessments to patient IDs	1.00	1.09

ACTIVITY	Contract
Contract assess and fit appliances (case starts) as a percentage of Area Team case starts	0.7 %

Cumulative percentage of contracted UOA delivered 2018 & 2019



Month	Adjusted Scheduled Activity (UOA)		
	2017	2018	2019
April	51	157	43
May	347	577	297
June	496	767	509
July	748	1,020	
August	1,044	1,062	
September	1,359	1,463	
October	1,527	1,528	
November	1,527	1,529	
December	1,527	1,533	
January	1,549	1,555	
February	1,550	1,576	
March	1,550	1,597	
April	1,550	1,597	
May	1,550	1,597	
June	1,550	1,597	

#### QUANTITY METRICS (rolling 12 month period)

	Contract Quantity	Contract Base Number	Contract *	Area Team	Region	England
% of all assessments that were assess and fit appliances (case starts)	63	77	81.8%	78.6%	62.1%	60.4%
% of all assessments that were assess and refuse	14	77	18.2%	7.1%	11.2%	11.4%
% of all assessments that were assess and review	0	77	0.0%	14.3%	26.8%	28.3%
% of case starts with a reported IOTN of 3 and Aesthetic Component of 5 or below	0	63	N/A	0.1%	0.1%	0.1%
% of case starts with a reported IOTN of 3 and Aesthetic Component of 6 or above	0	63	N/A	4.1%	3.7%	4.0%
% of case starts with a reported IOTN of 4	52	63	82.5%	80.4%	78.7%	77.8%
% of case starts with a reported IOTN of 5	11	63	17.5%	14.9%	16.8%	16.7 %
% of concluded courses in receipt of dual-arch fixed appliances	41	48	85.4%	67.6%	77.1%	74.3%
% of concluded courses where treatment was abandoned or discontinued	6	48	12.5%	6.9%	7.4%	6.9%
% of patients satisfied with the treatment they have received	1	2	50.0%	93.9%	95.9%	95.7%

\* Figures in italics indicate that the base number is less than 100.

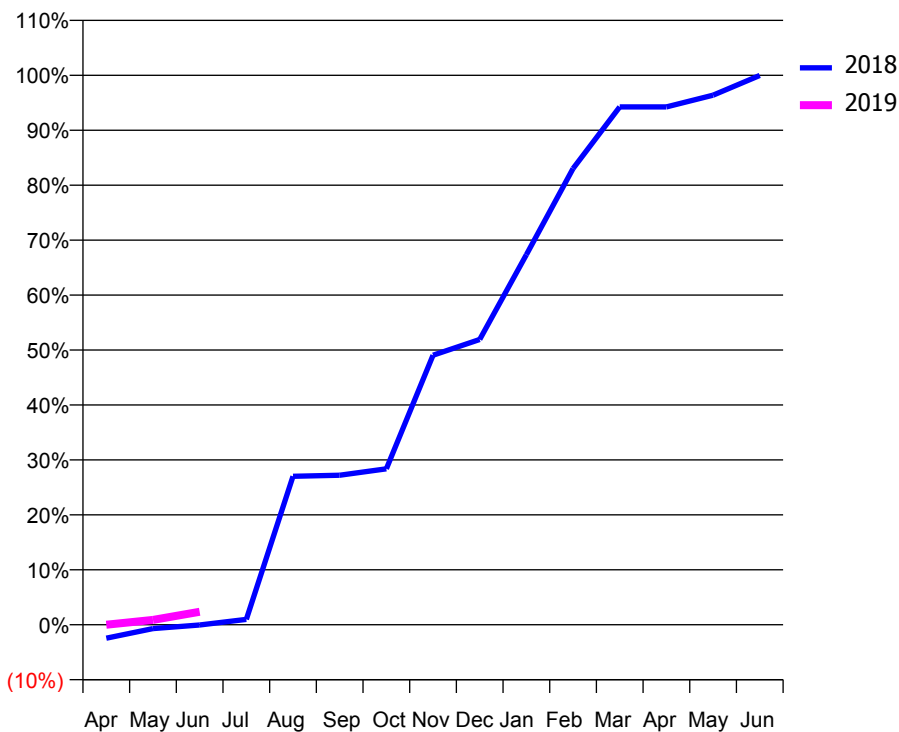
### Q46 - Vital Signs Orthodontic At a Glance Contract Report for 840696/0001 - June 2018

Name or company name	MR MJ KELLY	18/19 Contracted general activity (UDA)	7,750
Contract type name	GDS Contract	Carry forward general activity (UDA)	0
Purpose of contract	General and Orthodontic	18/19 Contracted orthodontic activity (UOA)	3,035
Contract start date	01/04/2006	Carry forward orthodontic activity (UOA)	0
Contract end date		Baseline contract value	£413,059.09

ACCESS	Contract	England and Wales
24 month ratio of assessments to patient IDs	1.07	1.09

ACTIVITY	Contract
Contract assess and fit appliances (case starts) as a percentage of Area Team case starts	1.6 %

Cumulative percentage of contracted UOA delivered 2018 & 2019



Month	Adjusted Scheduled Activity (UOA)		
	2017	2018	2019
April	0	-75	0
May	27	-22	27
June	34	-2	72
July	40	30	
August	68	820	
September	96	826	
October	147	861	
November	1,258	1,489	
December	1,769	1,576	
January	1,769	2,044	
February	1,796	2,520	
March	2,416	2,860	
April	2,804	2,860	
May	2,889	2,925	
June	2,960	3,034	

#### QUANTITY METRICS (rolling 12 month period)

	Contract Quantity	Contract Base Number	Contract *	Area Team	Region	England
% of all assessments that were assess and fit appliances (case starts)	145	288	50.3%	78.6%	62.1%	60.4%
% of all assessments that were assess and refuse	74	288	25.7%	7.1%	11.2%	11.4%
% of all assessments that were assess and review	69	288	24.0%	14.3%	26.8%	28.3%
% of case starts with a reported IOTN of 3 and Aesthetic Component of 5 or below	1	145	0.7%	0.1%	0.1%	0.1%
% of case starts with a reported IOTN of 3 and Aesthetic Component of 6 or above	4	145	2.8%	4.1%	3.7%	4.0%
% of case starts with a reported IOTN of 4	120	145	82.8%	80.4%	78.7%	77.8%
% of case starts with a reported IOTN of 5	20	145	13.8%	14.9%	16.8%	16.7%
% of concluded courses in receipt of dual-arch fixed appliances	60	82	73.2%	67.6%	77.1%	74.3%
% of concluded courses where treatment was abandoned or discontinued	14	82	17.1%	6.9%	7.4%	6.9%
% of patients satisfied with the treatment they have received	4	4	100.0%	93.9%	95.9%	95.7%

\* Figures in italics indicate that the base number is less than 100.

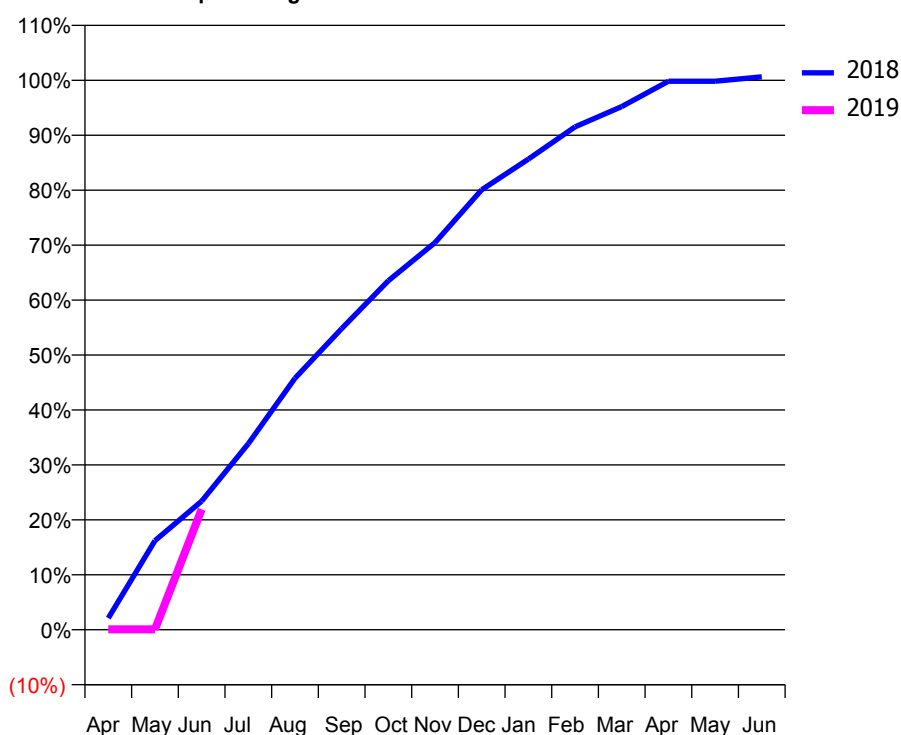
### Q46 - Vital Signs Orthodontic At a Glance Contract Report for 857475/0001 - June 2018

Name or company name	MS M PATEL	18/19 Contracted general activity (UDA)	0
Contract type name	PDS Contract	Carry forward general activity (UDA)	0
Purpose of contract	Orthodontic	18/19 Contracted orthodontic activity (UOA)	7,916
Contract start date	01/11/2009	Carry forward orthodontic activity (UOA)	0
Contract end date	31/03/2020	Baseline contract value	£482,924.06

ACCESS	Contract	England and Wales
24 month ratio of assessments to patient IDs	1.00	1.09

ACTIVITY	Contract
Contract assess and fit appliances (case starts) as a percentage of Area Team case starts	4.0 %

Cumulative percentage of contracted UOA delivered 2018 & 2019



Month	Adjusted Scheduled Activity (UOA)		
	2017	2018	2019
April	0	169	7
May	0	1,284	7
June	759	1,853	1,736
July	2,996	2,680	
August	3,672	3,624	
September	4,539	4,338	
October	5,107	5,028	
November	5,681	5,578	
December	6,843	6,338	
January	7,497	6,780	
February	7,740	7,244	
March	8,076	7,536	
April	8,077	7,902	
May	8,077	7,902	
June	8,077	7,966	

#### QUANTITY METRICS (rolling 12 month period)

	Contract Quantity	Contract Base Number	Contract *	Area Team	Region	England
% of all assessments that were assess and fit appliances (case starts)	368	514	71.6%	78.6%	62.1%	60.4%
% of all assessments that were assess and refuse	22	514	4.3%	7.1%	11.2%	11.4%
% of all assessments that were assess and review	124	514	24.1%	14.3%	26.8%	28.3%
% of case starts with a reported IOTN of 3 and Aesthetic Component of 5 or below	4	368	1.1%	0.1%	0.1%	0.1%
% of case starts with a reported IOTN of 3 and Aesthetic Component of 6 or above	11	368	3.0%	4.1%	3.7%	4.0%
% of case starts with a reported IOTN of 4	278	368	75.5%	80.4%	78.7%	77.8%
% of case starts with a reported IOTN of 5	75	368	20.4%	14.9%	16.8%	16.7%
% of concluded courses in receipt of dual-arch fixed appliances	270	308	87.7%	67.6%	77.1%	74.3%
% of concluded courses where treatment was abandoned or discontinued	13	308	4.2%	6.9%	7.4%	6.9%
% of patients satisfied with the treatment they have received	5	5	100.0%	93.9%	95.9%	95.7%

\* Figures in italics indicate that the base number is less than 100.

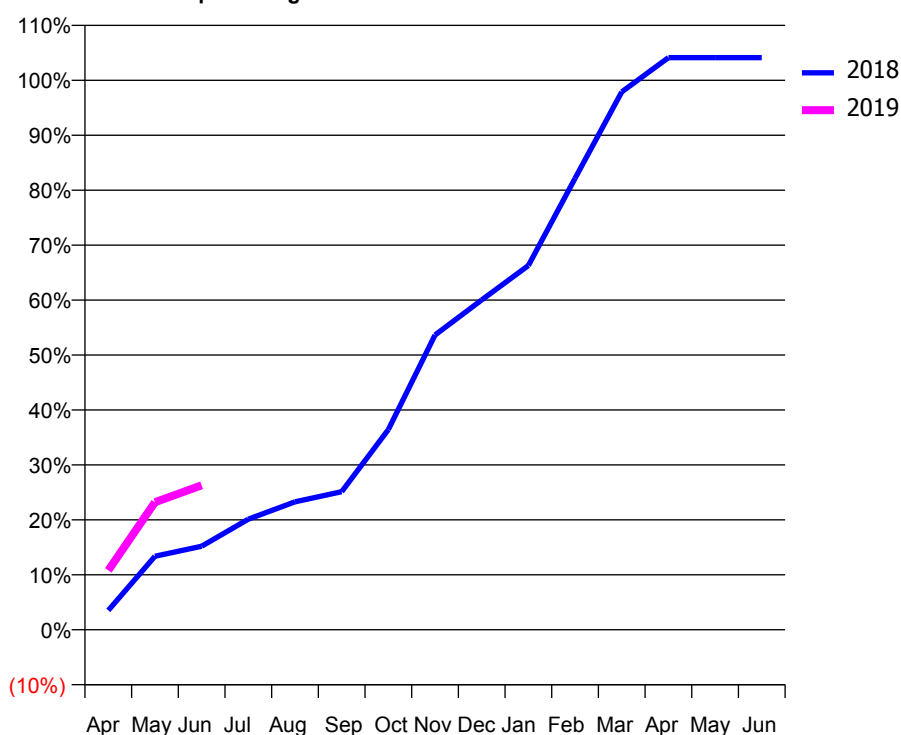
### Q46 - Vital Signs Orthodontic At a Glance Contract Report for 907359/0001 - June 2018

Name or company name	MR MP GEORGESON	18/19 Contracted general activity (UDA)	8,950
Contract type name	GDS Contract	Carry forward general activity (UDA)	0
Purpose of contract	General and Orthodontic	18/19 Contracted orthodontic activity (UOA)	1,361
Contract start date	01/04/2006	Carry forward orthodontic activity (UOA)	0
Contract end date		Baseline contract value	£297,817.57

ACCESS	Contract	England and Wales
24 month ratio of assessments to patient IDs	1.03	1.09

ACTIVITY	Contract
Contract assess and fit appliances (case starts) as a percentage of Area Team case starts	0.8 %

Cumulative percentage of contracted UOA delivered 2018 & 2019



Month	Adjusted Scheduled Activity (UOA)		
	2017	2018	2019
April	153	48	147
May	952	182	316
June	973	207	358
July	994	274	
August	994	317	
September	1,015	342	
October	1,036	496	
November	1,146	730	
December	1,314	817	
January	1,363	902	
February	1,366	1,118	
March	1,406	1,332	
April	1,427	1,417	
May	1,425	1,417	
June	1,425	1,417	

#### QUANTITY METRICS (rolling 12 month period)

	Contract Quantity	Contract Base Number	Contract *	Area Team	Region	England
% of all assessments that were assess and fit appliances (case starts)	74	107	69.2%	78.6%	62.1%	60.4%
% of all assessments that were assess and refuse	17	107	15.9%	7.1%	11.2%	11.4%
% of all assessments that were assess and review	16	107	15.0%	14.3%	26.8%	28.3%
% of case starts with a reported IOTN of 3 and Aesthetic Component of 5 or below	0	74	<i>N/A</i>	0.1%	0.1%	0.1%
% of case starts with a reported IOTN of 3 and Aesthetic Component of 6 or above	3	74	4.1%	4.1%	3.7%	4.0%
% of case starts with a reported IOTN of 4	53	74	71.6%	80.4%	78.7%	77.8%
% of case starts with a reported IOTN of 5	16	74	21.6%	14.9%	16.8%	16.7%
% of concluded courses in receipt of dual-arch fixed appliances	37	51	72.5%	67.6%	77.1%	74.3%
% of concluded courses where treatment was abandoned or discontinued	4	51	7.8%	6.9%	7.4%	6.9%
% of patients satisfied with the treatment they have received	2	2	100.0%	93.9%	95.9%	95.7%

\* Figures in italics indicate that the base number is less than 100.



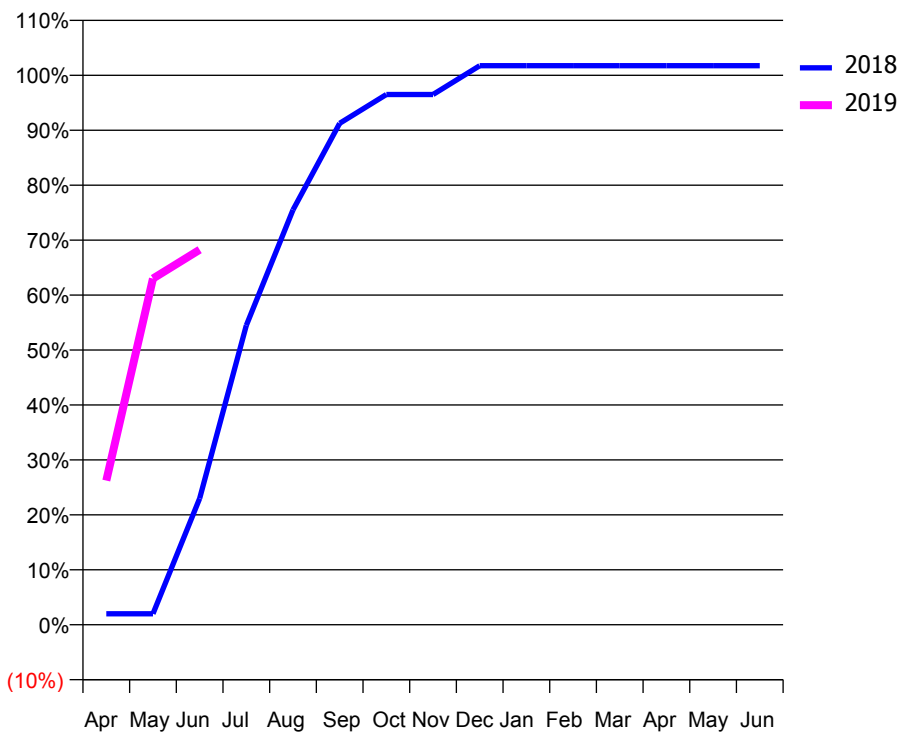
### Q46 - Vital Signs Orthodontic At a Glance Contract Report for 910864/0001 - June 2018

Name or company name	MR D END	18/19 Contracted general activity (UDA)	9,584
Contract type name	GDS Contract	Carry forward general activity (UDA)	0
Purpose of contract	General and Orthodontic	18/19 Contracted orthodontic activity (UOA)	400
Contract start date	01/04/2006	Carry forward orthodontic activity (UOA)	0
Contract end date		Baseline contract value	£330,734.26

ACCESS	Contract	England and Wales
24 month ratio of assessments to patient IDs	1.00	1.09

ACTIVITY	Contract
Contract assess and fit appliances (case starts) as a percentage of Area Team case starts	0.3 %

Cumulative percentage of contracted UOA delivered 2018 & 2019



Month	Adjusted Scheduled Activity (UOA)		
	2017	2018	2019
April	8	8	105
May	50	8	252
June	71	92	273
July	218	218	
August	302	302	
September	365	365	
October	365	386	
November	386	386	
December	386	407	
January	407	407	
February	407	407	
March	408	407	
April	408	407	
May	408	407	
June	408	407	

#### QUANTITY METRICS (rolling 12 month period)

	Contract Quantity	Contract Base Number	Contract *	Area Team	Region	England
% of all assessments that were assess and fit appliances (case starts)	28	28	100.0%	78.6%	62.1%	60.4%
% of all assessments that were assess and refuse	0	28	0.0%	7.1%	11.2%	11.4%
% of all assessments that were assess and review	0	28	0.0%	14.3%	26.8%	28.3%
% of case starts with a reported IOTN of 3 and Aesthetic Component of 5 or below	0	28	N/A	0.1%	0.1%	0.1%
% of case starts with a reported IOTN of 3 and Aesthetic Component of 6 or above	3	28	10.7%	4.1%	3.7%	4.0%
% of case starts with a reported IOTN of 4	21	28	75.0%	80.4%	78.7%	77.8%
% of case starts with a reported IOTN of 5	3	28	10.7%	14.9%	16.8%	16.7%
% of concluded courses in receipt of dual-arch fixed appliances	0	16	N/A	67.6%	77.1%	74.3%
% of concluded courses where treatment was abandoned or discontinued	0	16	0.0%	6.9%	7.4%	6.9%
% of patients satisfied with the treatment they have received	0	0	N/A	93.9%	95.9%	95.7%

\* Figures in italics indicate that the base number is less than 100.

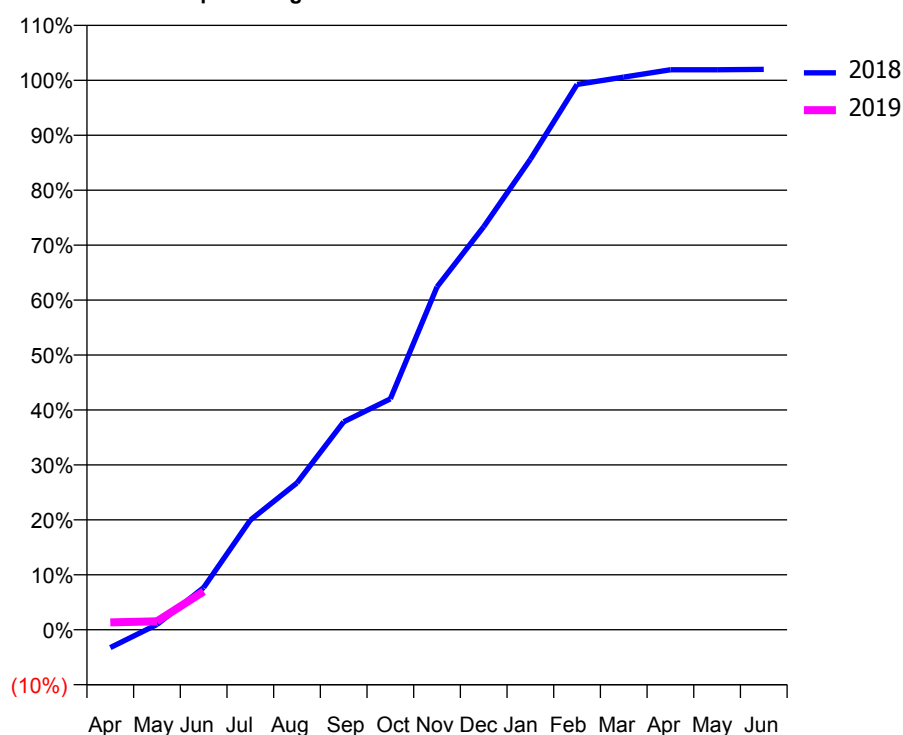
### Q46 - Vital Signs Orthodontic At a Glance Contract Report for 919160/0002 - June 2018

Name or company name	MR CH HEWITT	18/19 Contracted general activity (UDA)	14,632
Contract type name	GDS Contract	Carry forward general activity (UDA)	0
Purpose of contract	General and Orthodontic	18/19 Contracted orthodontic activity (UOA)	1,564
Contract start date	01/02/2011	Carry forward orthodontic activity (UOA)	0
Contract end date		Baseline contract value	£467,616.97

ACCESS	Contract	England and Wales
24 month ratio of assessments to patient IDs	1.03	1.09

ACTIVITY	Contract
Contract assess and fit appliances (case starts) as a percentage of Area Team case starts	0.8 %

Cumulative percentage of contracted UOA delivered 2018 & 2019



Month	Adjusted Scheduled Activity (UOA)		
	2017	2018	2019
April	-36	-51	21
May	7	15	24
June	113	120	109
July	156	312	
August	245	418	
September	483	592	
October	571	657	
November	677	976	
December	783	1,147	
January	931	1,339	
February	1,144	1,552	
March	1,339	1,573	
April	1,487	1,594	
May	1,487	1,594	
June	1,487	1,595	

#### QUANTITY METRICS (rolling 12 month period)

	Contract Quantity	Contract Base Number	Contract *	Area Team	Region	England
% of all assessments that were assess and fit appliances (case starts)	74	107	69.2%	78.6%	62.1%	60.4%
% of all assessments that were assess and refuse	17	107	15.9%	7.1%	11.2%	11.4%
% of all assessments that were assess and review	16	107	15.0%	14.3%	26.8%	28.3%
% of case starts with a reported IOTN of 3 and Aesthetic Component of 5 or below	0	74	<i>N/A</i>	0.1%	0.1%	0.1%
% of case starts with a reported IOTN of 3 and Aesthetic Component of 6 or above	0	74	<i>N/A</i>	4.1%	3.7%	4.0%
% of case starts with a reported IOTN of 4	72	74	97.3%	80.4%	78.7%	77.8%
% of case starts with a reported IOTN of 5	2	74	2.7%	14.9%	16.8%	16.7%
% of concluded courses in receipt of dual-arch fixed appliances	52	64	81.3%	67.6%	77.1%	74.3%
% of concluded courses where treatment was abandoned or discontinued	4	64	6.3%	6.9%	7.4%	6.9%
% of patients satisfied with the treatment they have received	2	2	100.0%	93.9%	95.9%	95.7%

\* Figures in italics indicate that the base number is less than 100.

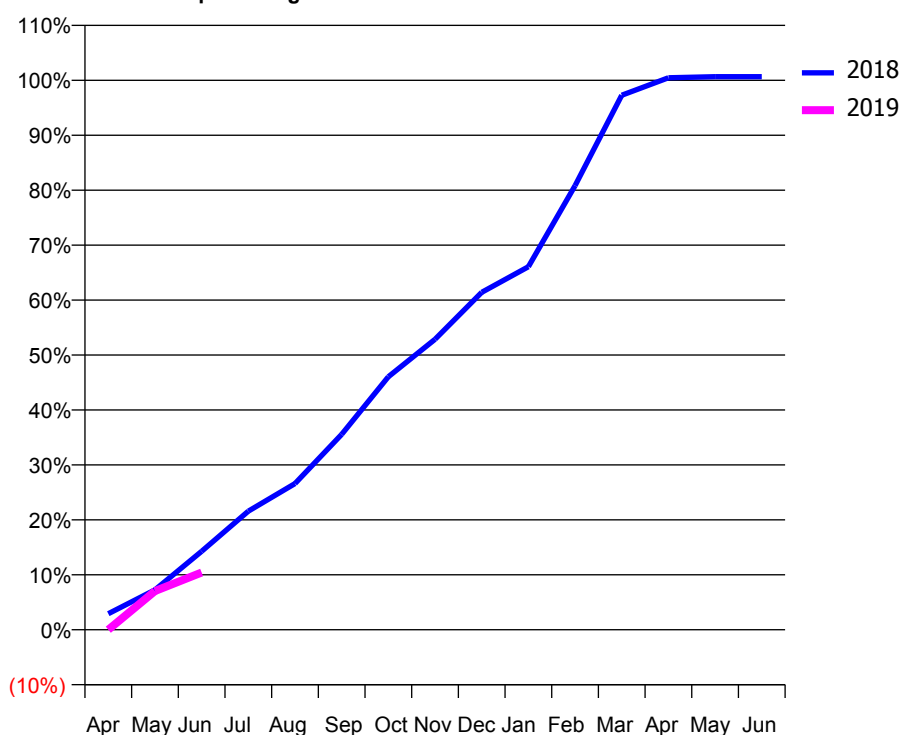
### Q47 - Vital Signs Orthodontic At a Glance Contract Report for 104604/0001 - June 2018

Name or company name	Orthoworld 2000 Limited	18/19 Contracted general activity (UDA)	0
Contract type name	PDS Contract	Carry forward general activity (UDA)	0
Purpose of contract	Orthodontic	18/19 Contracted orthodontic activity (UOA)	10,861
Contract start date	01/04/2012	Carry forward orthodontic activity (UOA)	0
Contract end date	31/03/2019	Baseline contract value	£739,741.21

ACCESS	Contract	England and Wales
24 month ratio of assessments to patient IDs	1.16	1.09

ACTIVITY	Contract
Contract assess and fit appliances (case starts) as a percentage of Area Team case starts	7.8 %

Cumulative percentage of contracted UOA delivered 2018 & 2019



Month	Adjusted Scheduled Activity (UOA)		
	2017	2018	2019
April	632	317	0
May	1,237	789	765
June	1,661	1,552	1,131
July	2,715	2,345	
August	3,611	2,890	
September	4,783	3,862	
October	5,986	5,000	
November	6,606	5,742	
December	7,573	6,669	
January	9,118	7,176	
February	10,006	8,779	
March	10,691	10,565	
April	10,922	10,911	
May	10,922	10,932	
June	10,923	10,932	

#### QUANTITY METRICS (rolling 12 month period)

	Contract Quantity	Contract Base Number	Contract *	Area Team	Region	England
% of all assessments that were assess and fit appliances (case starts)	492	865	56.9%	74.5%	62.1%	60.4%
% of all assessments that were assess and refuse	41	865	4.7%	6.8%	11.2%	11.4%
% of all assessments that were assess and review	332	865	38.4%	18.6%	26.8%	28.3%
% of case starts with a reported IOTN of 3 and Aesthetic Component of 5 or below	2	492	0.4%	0.0%	0.1%	0.1%
% of case starts with a reported IOTN of 3 and Aesthetic Component of 6 or above	10	492	2.0%	4.2%	3.7%	4.0%
% of case starts with a reported IOTN of 4	430	492	87.4%	79.7%	78.7%	77.8%
% of case starts with a reported IOTN of 5	47	492	9.6%	15.5%	16.8%	16.7%
% of concluded courses in receipt of dual-arch fixed appliances	227	269	84.4%	65.5%	77.1%	74.3%
% of concluded courses where treatment was abandoned or discontinued	29	269	10.8%	12.2%	7.4%	6.9%
% of patients satisfied with the treatment they have received	27	27	100.0%	99.3%	95.9%	95.7%

\* Figures in italics indicate that the base number is less than 100.

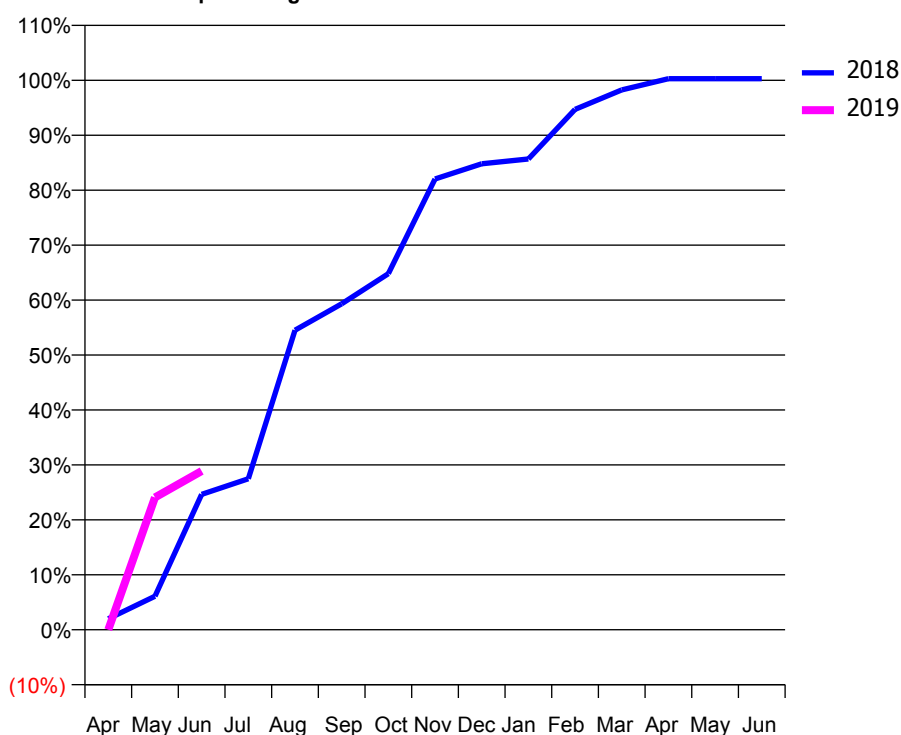
### Q47 - Vital Signs Orthodontic At a Glance Contract Report for 114642/0001 - June 2018

Name or company name	Preston Orthodontics Ltd	18/19 Contracted general activity (UDA)	0
Contract type name	PDS Contract	Carry forward general activity (UDA)	0
Purpose of contract	Orthodontic	18/19 Contracted orthodontic activity (UOA)	3,060
Contract start date	01/04/2011	Carry forward orthodontic activity (UOA)	0
Contract end date	31/03/2019	Baseline contract value	£206,402.95

ACCESS	Contract	England and Wales
24 month ratio of assessments to patient IDs	1.01	1.09

ACTIVITY	Contract
Contract assess and fit appliances (case starts) as a percentage of Area Team case starts	2.4 %

Cumulative percentage of contracted UOA delivered 2018 & 2019



Month	Adjusted Scheduled Activity (UOA)		
	2017	2018	2019
April	48	61	0
May	195	187	737
June	195	754	884
July	491	841	
August	890	1,668	
September	1,079	1,815	
October	1,079	1,983	
November	1,649	2,510	
December	2,344	2,595	
January	2,827	2,622	
February	3,017	2,898	
March	3,123	3,006	
April	3,123	3,069	
May	3,123	3,069	
June	3,123	3,069	

#### QUANTITY METRICS (rolling 12 month period)

	Contract Quantity	Contract Base Number	Contract *	Area Team	Region	England
% of all assessments that were assess and fit appliances (case starts)	152	174	87.4%	74.5%	62.1%	60.4%
% of all assessments that were assess and refuse	4	174	2.3%	6.8%	11.2%	11.4%
% of all assessments that were assess and review	18	174	10.3%	18.6%	26.8%	28.3%
% of case starts with a reported IOTN of 3 and Aesthetic Component of 5 or below	0	152	N/A	0.0%	0.1%	0.1%
% of case starts with a reported IOTN of 3 and Aesthetic Component of 6 or above	5	152	3.3%	4.2%	3.7%	4.0%
% of case starts with a reported IOTN of 4	123	152	80.9%	79.7%	78.7%	77.8%
% of case starts with a reported IOTN of 5	24	152	15.8%	15.5%	16.8%	16.7%
% of concluded courses in receipt of dual-arch fixed appliances	106	110	96.4%	65.5%	77.1%	74.3%
% of concluded courses where treatment was abandoned or discontinued	3	110	2.7%	12.2%	7.4%	6.9%
% of patients satisfied with the treatment they have received	11	11	100.0%	99.3%	95.9%	95.7%

\* Figures in italics indicate that the base number is less than 100.

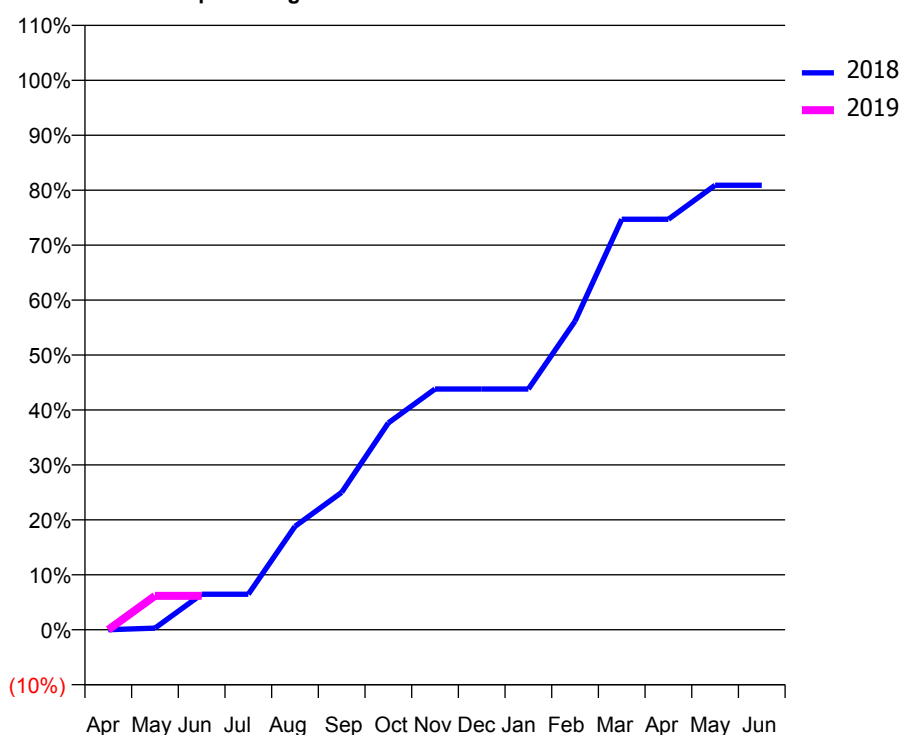
### Q47 - Vital Signs Orthodontic At a Glance Contract Report for 123188/0001 - June 2018

Name or company name	Cramond House Dental Practice	18/19 Contracted general activity (UDA)	1,520
Contract type name	GDS Contract	Carry forward general activity (UDA)	0
Purpose of contract	General and Orthodontic	18/19 Contracted orthodontic activity (UOA)	340
Contract start date	01/04/2011	Carry forward orthodontic activity (UOA)	0
Contract end date		Baseline contract value	£57,017.35

ACCESS	Contract	England and Wales
24 month ratio of assessments to patient IDs	1.03	1.09

ACTIVITY	Contract
Contract assess and fit appliances (case starts) as a percentage of Area Team case starts	0.2 %

Cumulative percentage of contracted UOA delivered 2018 & 2019



Month	Adjusted Scheduled Activity (UOA)		
	2017	2018	2019
April	28	0	0
May	28	1	21
June	70	22	21
July	113	22	
August	155	64	
September	218	85	
October	219	128	
November	283	149	
December	305	149	
January	389	149	
February	410	191	
March	410	254	
April	474	254	
May	474	275	
June	474	275	

#### QUANTITY METRICS (rolling 12 month period)

	Contract Quantity	Contract Base Number	Contract *	Area Team	Region	England
% of all assessments that were assess and fit appliances (case starts)	13	14	92.9%	74.5%	62.1%	60.4%
% of all assessments that were assess and refuse	0	14	0.0%	6.8%	11.2%	11.4%
% of all assessments that were assess and review	1	14	7.1%	18.6%	26.8%	28.3%
% of case starts with a reported IOTN of 3 and Aesthetic Component of 5 or below	0	13	N/A	0.0%	0.1%	0.1%
% of case starts with a reported IOTN of 3 and Aesthetic Component of 6 or above	1	13	7.7%	4.2%	3.7%	4.0%
% of case starts with a reported IOTN of 4	8	13	61.5%	79.7%	78.7%	77.8%
% of case starts with a reported IOTN of 5	4	13	30.8%	15.5%	16.8%	16.7%
% of concluded courses in receipt of dual-arch fixed appliances	15	17	88.2%	65.5%	77.1%	74.3%
% of concluded courses where treatment was abandoned or discontinued	0	17	0.0%	12.2%	7.4%	6.9%
% of patients satisfied with the treatment they have received	1	1	100.0%	99.3%	95.9%	95.7%

\* Figures in italics indicate that the base number is less than 100.

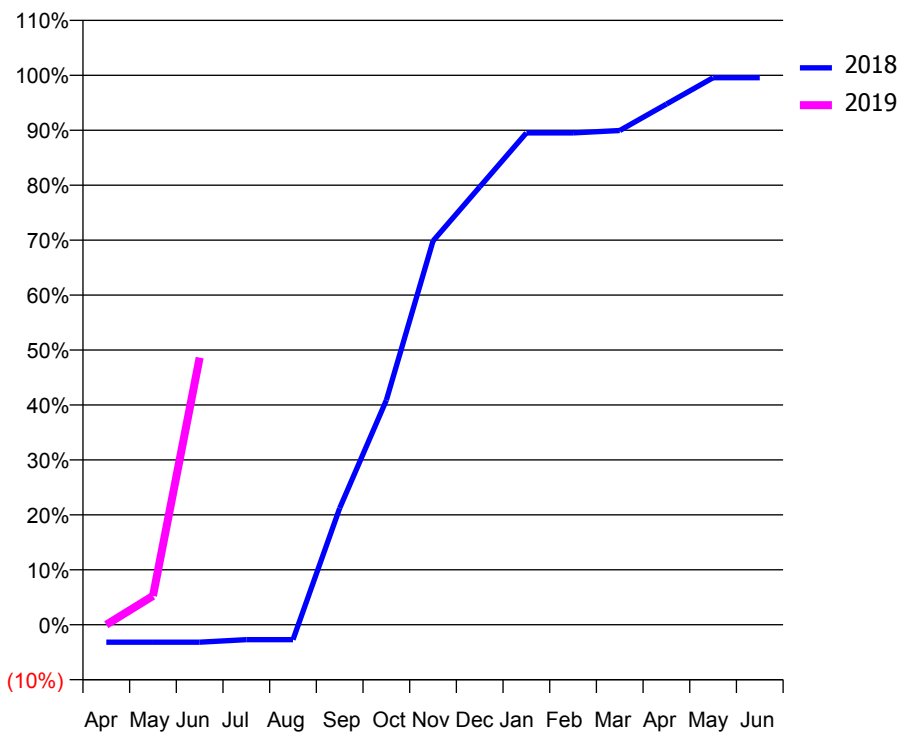
### Q47 - Vital Signs Orthodontic At a Glance Contract Report for 126691/0001 - June 2018

Name or company name	Diamond Smiles Dental Centre	18/19 Contracted general activity (UDA)	3,299
Contract type name	GDS Contract	Carry forward general activity (UDA)	0
Purpose of contract	General and Orthodontic	18/19 Contracted orthodontic activity (UOA)	438
Contract start date	01/07/2009	Carry forward orthodontic activity (UOA)	0
Contract end date		Baseline contract value	£106,180.97

ACCESS	Contract	England and Wales
24 month ratio of assessments to patient IDs	1.04	1.09

ACTIVITY	Contract
Contract assess and fit appliances (case starts) as a percentage of Area Team case starts	0.5 %

Cumulative percentage of contracted UOA delivered 2018 & 2019



Month	Adjusted Scheduled Activity (UOA)		
	2017	2018	2019
April	-5	-14	0
May	-5	-14	23
June	-5	-14	213
July	37	-12	
August	38	-12	
September	38	93	
October	186	179	
November	229	306	
December	293	349	
January	318	392	
February	361	392	
March	403	394	
April	424	415	
May	424	436	
June	424	436	

#### QUANTITY METRICS (rolling 12 month period)

	Contract Quantity	Contract Base Number	Contract *	Area Team	Region	England
% of all assessments that were assess and fit appliances (case starts)	32	45	71.1%	74.5%	62.1%	60.4%
% of all assessments that were assess and refuse	5	45	11.1%	6.8%	11.2%	11.4%
% of all assessments that were assess and review	8	45	17.8%	18.6%	26.8%	28.3%
% of case starts with a reported IOTN of 3 and Aesthetic Component of 5 or below	0	32	<i>N/A</i>	0.0%	0.1%	0.1%
% of case starts with a reported IOTN of 3 and Aesthetic Component of 6 or above	0	32	<i>N/A</i>	4.2%	3.7%	4.0%
% of case starts with a reported IOTN of 4	27	32	84.4%	79.7%	78.7%	77.8%
% of case starts with a reported IOTN of 5	4	32	12.5%	15.5%	16.8%	16.7%
% of concluded courses in receipt of dual-arch fixed appliances	5	23	21.7%	65.5%	77.1%	74.3%
% of concluded courses where treatment was abandoned or discontinued	8	23	34.8%	12.2%	7.4%	6.9%
% of patients satisfied with the treatment they have received	2	2	100.0%	99.3%	95.9%	95.7%

\* Figures in italics indicate that the base number is less than 100.

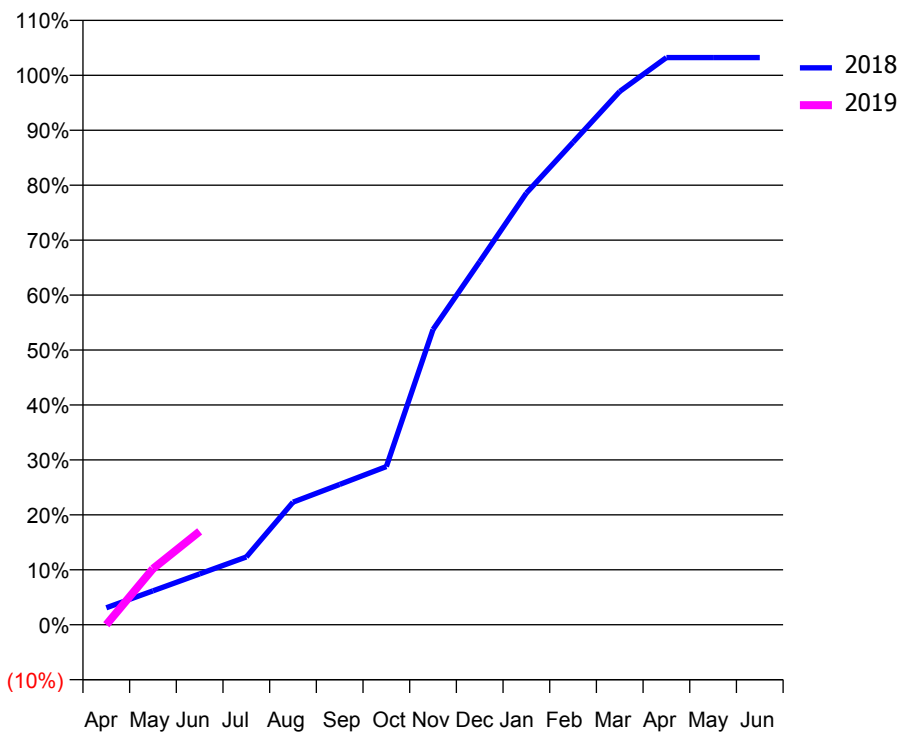
### Q47 - Vital Signs Orthodontic At a Glance Contract Report for 134341/0001 - June 2018

Name or company name	The Macfarlane Dental Partnership	18/19 Contracted general activity (UDA)	1,926
Contract type name	GDS Contract	Carry forward general activity (UDA)	0
Purpose of contract	General and Orthodontic	18/19 Contracted orthodontic activity (UOA)	618
Contract start date	01/01/2012	Carry forward orthodontic activity (UOA)	0
Contract end date		Baseline contract value	£95,326.83

ACCESS	Contract	England and Wales
24 month ratio of assessments to patient IDs	1.03	1.09

ACTIVITY	Contract
Contract assess and fit appliances (case starts) as a percentage of Area Team case starts	0.6 %

Cumulative percentage of contracted UOA delivered 2018 & 2019



Month	Adjusted Scheduled Activity (UOA)		
	2017	2018	2019
April	3	21	0
May	3	42	63
June	66	63	105
July	87	84	
August	171	152	
September	171	174	
October	213	196	
November	255	366	
December	339	450	
January	362	535	
February	362	598	
March	551	661	
April	576	703	
May	576	703	
June	576	703	

#### QUANTITY METRICS (rolling 12 month period)

	Contract Quantity	Contract Base Number	Contract *	Area Team	Region	England
% of all assessments that were assess and fit appliances (case starts)	37	44	84.1%	74.5%	62.1%	60.4%
% of all assessments that were assess and refuse	4	44	9.1%	6.8%	11.2%	11.4%
% of all assessments that were assess and review	3	44	6.8%	18.6%	26.8%	28.3%
% of case starts with a reported IOTN of 3 and Aesthetic Component of 5 or below	0	37	N/A	0.0%	0.1%	0.1%
% of case starts with a reported IOTN of 3 and Aesthetic Component of 6 or above	1	37	2.7%	4.2%	3.7%	4.0%
% of case starts with a reported IOTN of 4	30	37	81.1%	79.7%	78.7%	77.8%
% of case starts with a reported IOTN of 5	5	37	13.5%	15.5%	16.8%	16.7%
% of concluded courses in receipt of dual-arch fixed appliances	9	15	60.0%	65.5%	77.1%	74.3%
% of concluded courses where treatment was abandoned or discontinued	3	15	20.0%	12.2%	7.4%	6.9%
% of patients satisfied with the treatment they have received	1	1	100.0%	99.3%	95.9%	95.7%

\* Figures in italics indicate that the base number is less than 100.

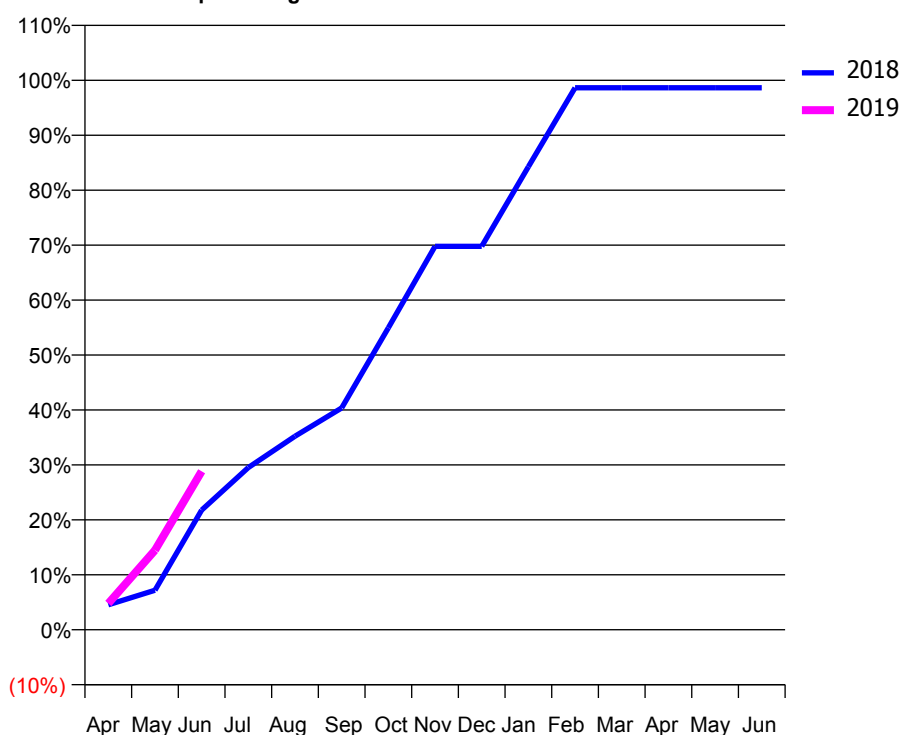
### Q47 - Vital Signs Orthodontic At a Glance Contract Report for 137162/0001 - June 2018

Name or company name	Oakland Family Dental Practice	18/19 Contracted general activity (UDA)	1,800
Contract type name	GDS Contract	Carry forward general activity (UDA)	0
Purpose of contract	General and Orthodontic	18/19 Contracted orthodontic activity (UOA)	877
Contract start date	01/04/2014	Carry forward orthodontic activity (UOA)	0
Contract end date		Baseline contract value	£104,682.03

ACCESS	Contract	England and Wales
24 month ratio of assessments to patient IDs	1.14	1.09

ACTIVITY	Contract
Contract assess and fit appliances (case starts) as a percentage of Area Team case starts	0.7 %

Cumulative percentage of contracted UOA delivered 2018 & 2019



Month	Adjusted Scheduled Activity (UOA)		
	2017	2018	2019
April	80	40	42
May	193	63	127
June	262	191	253
July	267	259	
August	525	309	
September	632	354	
October	780	482	
November	780	612	
December	803	612	
January	803	739	
February	890	865	
March	912	865	
April	934	865	
May	934	865	
June	934	865	

#### QUANTITY METRICS (rolling 12 month period)

	Contract Quantity	Contract Base Number	Contract *	Area Team	Region	England
% of all assessments that were assess and fit appliances (case starts)	44	73	60.3%	74.5%	62.1%	60.4%
% of all assessments that were assess and refuse	21	73	28.8%	6.8%	11.2%	11.4%
% of all assessments that were assess and review	8	73	11.0%	18.6%	26.8%	28.3%
% of case starts with a reported IOTN of 3 and Aesthetic Component of 5 or below	0	44	N/A	0.0%	0.1%	0.1%
% of case starts with a reported IOTN of 3 and Aesthetic Component of 6 or above	1	44	2.3%	4.2%	3.7%	4.0%
% of case starts with a reported IOTN of 4	42	44	95.5%	79.7%	78.7%	77.8%
% of case starts with a reported IOTN of 5	1	44	2.3%	15.5%	16.8%	16.7%
% of concluded courses in receipt of dual-arch fixed appliances	1	28	3.6%	65.5%	77.1%	74.3%
% of concluded courses where treatment was abandoned or discontinued	5	28	17.9%	12.2%	7.4%	6.9%
% of patients satisfied with the treatment they have received	0	0	N/A	99.3%	95.9%	95.7%

\* Figures in italics indicate that the base number is less than 100.



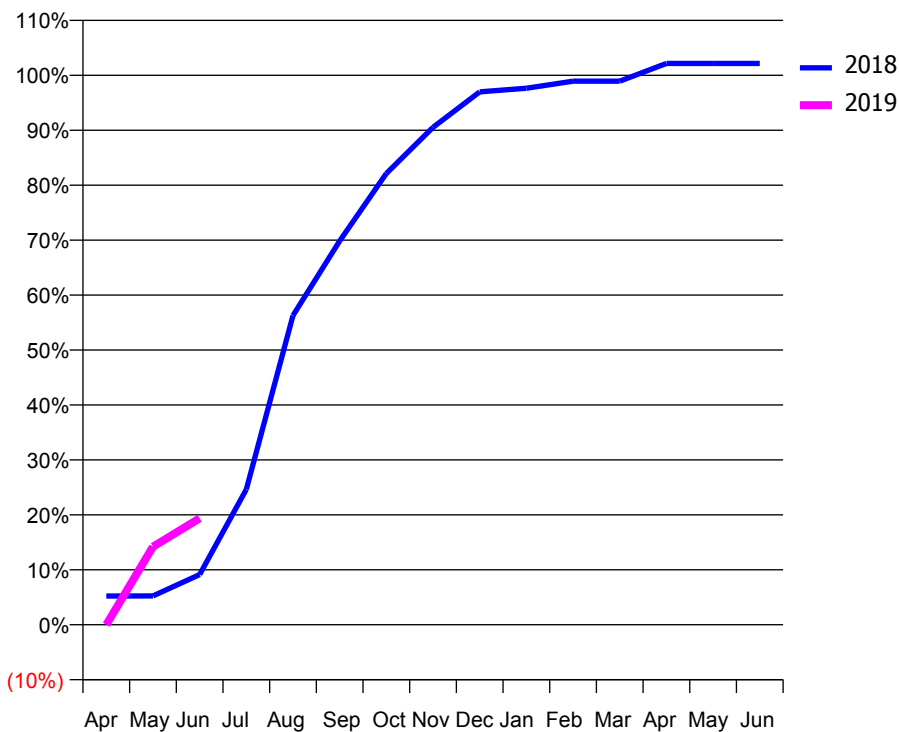
### Q47 - Vital Signs Orthodontic At a Glance Contract Report for 142433/0003 - June 2018

Name or company name	Dentalign Preston	18/19 Contracted general activity (UDA)	0
Contract type name	PDS Contract	Carry forward general activity (UDA)	0
Purpose of contract	Orthodontic	18/19 Contracted orthodontic activity (UOA)	3,251
Contract start date	25/06/2011	Carry forward orthodontic activity (UOA)	0
Contract end date	31/03/2019	Baseline contract value	£220,100.09

ACCESS	Contract	England and Wales
24 month ratio of assessments to patient IDs	1.05	1.09

ACTIVITY	Contract
Contract assess and fit appliances (case starts) as a percentage of Area Team case starts	2.8 %

Cumulative percentage of contracted UOA delivered 2018 & 2019



Month	Adjusted Scheduled Activity (UOA)		
	2017	2018	2019
April	65	170	0
May	257	171	462
June	364	297	630
July	532	801	
August	763	1,830	
September	910	2,271	
October	1,689	2,670	
November	1,752	2,943	
December	2,173	3,153	
January	2,572	3,174	
February	2,658	3,216	
March	3,243	3,216	
April	3,337	3,321	
May	3,337	3,321	
June	3,379	3,321	

#### QUANTITY METRICS (rolling 12 month period)

	Contract Quantity	Contract Base Number	Contract *	Area Team	Region	England
% of all assessments that were assess and fit appliances (case starts)	176	176	100.0%	74.5%	62.1%	60.4%
% of all assessments that were assess and refuse	0	176	0.0%	6.8%	11.2%	11.4%
% of all assessments that were assess and review	0	176	0.0%	18.6%	26.8%	28.3%
% of case starts with a reported IOTN of 3 and Aesthetic Component of 5 or below	0	176	N/A	0.0%	0.1%	0.1%
% of case starts with a reported IOTN of 3 and Aesthetic Component of 6 or above	15	176	8.5%	4.2%	3.7%	4.0%
% of case starts with a reported IOTN of 4	130	176	73.9%	79.7%	78.7%	77.8%
% of case starts with a reported IOTN of 5	30	176	17.0%	15.5%	16.8%	16.7 %
% of concluded courses in receipt of dual-arch fixed appliances	19	64	29.7%	65.5%	77.1%	74.3%
% of concluded courses where treatment was abandoned or discontinued	7	64	10.9%	12.2%	7.4%	6.9%
% of patients satisfied with the treatment they have received	4	4	100.0%	99.3%	95.9%	95.7%

\* Figures in italics indicate that the base number is less than 100.

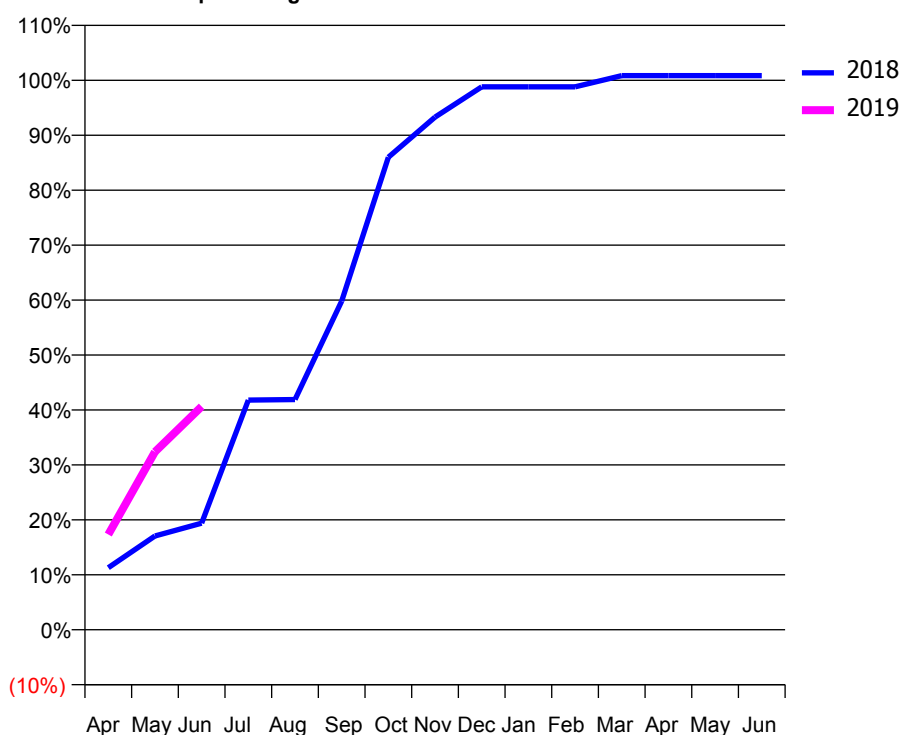
### Q47 - Vital Signs Orthodontic At a Glance Contract Report for 142646/0001 - June 2018

Name or company name	Perfectalign at the Beeches	18/19 Contracted general activity (UDA)	0
Contract type name	PDS Contract	Carry forward general activity (UDA)	0
Purpose of contract	Orthodontic	18/19 Contracted orthodontic activity (UOA)	6,911
Contract start date	01/06/2015	Carry forward orthodontic activity (UOA)	0
Contract end date	31/03/2019	Baseline contract value	£469,355.67

ACCESS	Contract	England and Wales
24 month ratio of assessments to patient IDs	1.04	1.09

ACTIVITY	Contract
Contract assess and fit appliances (case starts) as a percentage of Area Team case starts	6.3 %

Cumulative percentage of contracted UOA delivered 2018 & 2019



Month	Adjusted Scheduled Activity (UOA)		
	2017	2018	2019
April	485	781	1,199
May	615	1,180	2,238
June	1,079	1,341	2,808
July	2,416	2,888	
August	3,444	2,896	
September	4,277	4,134	
October	5,207	5,943	
November	6,642	6,448	
December	6,642	6,828	
January	6,642	6,828	
February	6,915	6,828	
March	6,957	6,969	
April	6,957	6,969	
May	6,957	6,969	
June	6,957	6,969	

#### QUANTITY METRICS (rolling 12 month period)

	Contract Quantity	Contract Base Number	Contract *	Area Team	Region	England
% of all assessments that were assess and fit appliances (case starts)	398	470	84.7%	74.5%	62.1%	60.4%
% of all assessments that were assess and refuse	37	470	7.9%	6.8%	11.2%	11.4%
% of all assessments that were assess and review	35	470	7.4%	18.6%	26.8%	28.3%
% of case starts with a reported IOTN of 3 and Aesthetic Component of 5 or below	0	398	N/A	0.0%	0.1%	0.1%
% of case starts with a reported IOTN of 3 and Aesthetic Component of 6 or above	48	398	12.1%	4.2%	3.7%	4.0%
% of case starts with a reported IOTN of 4	291	398	73.1%	79.7%	78.7%	77.8%
% of case starts with a reported IOTN of 5	59	398	14.8%	15.5%	16.8%	16.7%
% of concluded courses in receipt of dual-arch fixed appliances	233	266	87.6%	65.5%	77.1%	74.3%
% of concluded courses where treatment was abandoned or discontinued	11	266	4.1%	12.2%	7.4%	6.9%
% of patients satisfied with the treatment they have received	10	10	100.0%	99.3%	95.9%	95.7%

\* Figures in italics indicate that the base number is less than 100.

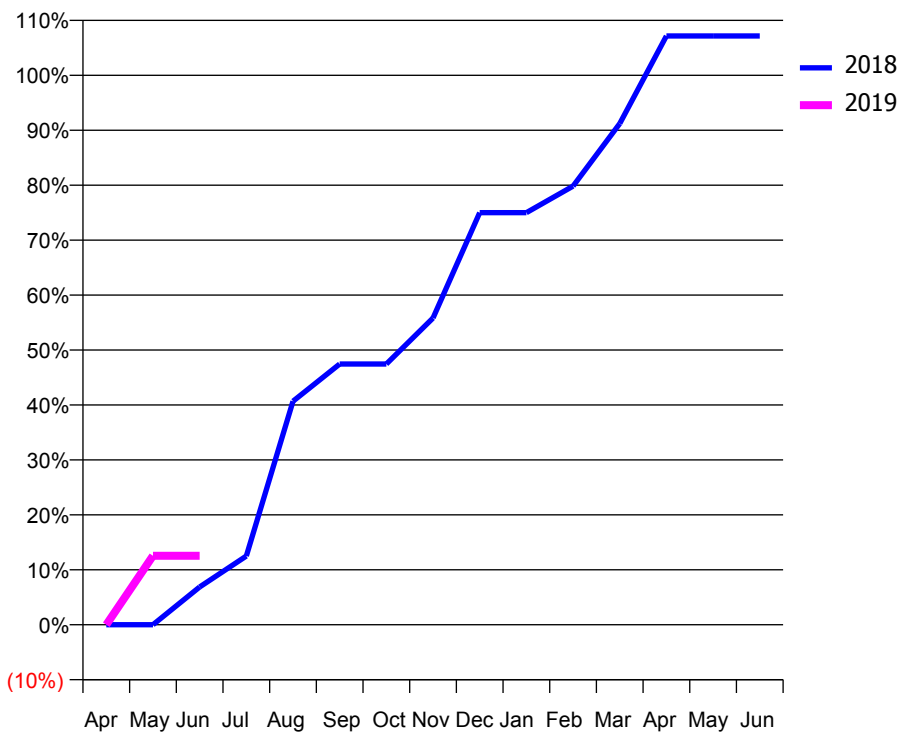
### Q47 - Vital Signs Orthodontic At a Glance Contract Report for 148601/0002 - June 2018

Name or company name	Redbridge Associates Ltd.	18/19 Contracted general activity (UDA)	0
Contract type name	PDS Contract	Carry forward general activity (UDA)	0
Purpose of contract	Orthodontic	18/19 Contracted orthodontic activity (UOA)	1,863
Contract start date	01/04/2007	Carry forward orthodontic activity (UOA)	0
Contract end date	31/03/2019	Baseline contract value	£121,533.48

ACCESS	Contract	England and Wales
24 month ratio of assessments to patient IDs	1.02	1.09

ACTIVITY	Contract
Contract assess and fit appliances (case starts) as a percentage of Area Team case starts	1.6 %

Cumulative percentage of contracted UOA delivered 2018 & 2019



Month	Adjusted Scheduled Activity (UOA)		
	2017	2018	2019
April	37	0	0
May	121	0	234
June	310	128	234
July	503	233	
August	776	758	
September	1,114	884	
October	1,116	884	
November	1,116	1,040	
December	1,431	1,397	
January	1,432	1,397	
February	1,706	1,487	
March	1,709	1,699	
April	1,984	1,996	
May	1,984	1,996	
June	1,984	1,996	

#### QUANTITY METRICS (rolling 12 month period)

	Contract Quantity	Contract Base Number	Contract *	Area Team	Region	England
% of all assessments that were assess and fit appliances (case starts)	100	113	88.5%	74.5%	62.1%	60.4%
% of all assessments that were assess and refuse	5	113	4.4%	6.8%	11.2%	11.4%
% of all assessments that were assess and review	8	113	7.1%	18.6%	26.8%	28.3%
% of case starts with a reported IOTN of 3 and Aesthetic Component of 5 or below	0	100	N/A	0.0%	0.1%	0.1%
% of case starts with a reported IOTN of 3 and Aesthetic Component of 6 or above	4	100	4.0%	4.2%	3.7%	4.0%
% of case starts with a reported IOTN of 4	86	100	86.0%	79.7%	78.7%	77.8%
% of case starts with a reported IOTN of 5	10	100	10.0%	15.5%	16.8%	16.7%
% of concluded courses in receipt of dual-arch fixed appliances	0	9	N/A	65.5%	77.1%	74.3%
% of concluded courses where treatment was abandoned or discontinued	1	9	11.1%	12.2%	7.4%	6.9%
% of patients satisfied with the treatment they have received	1	1	100.0%	99.3%	95.9%	95.7%

\* Figures in italics indicate that the base number is less than 100.

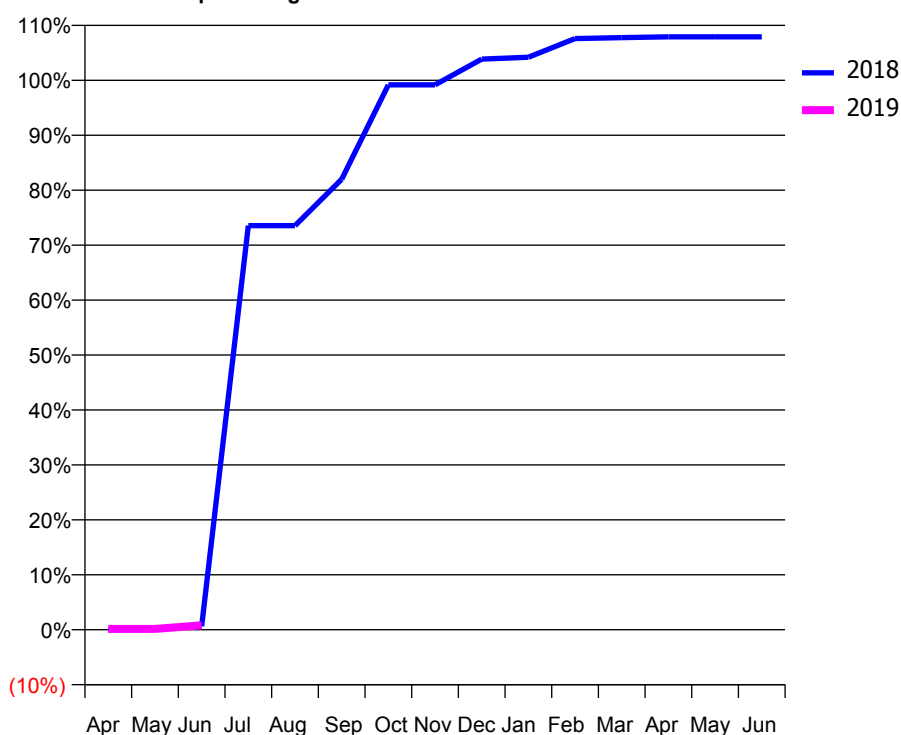
### Q47 - Vital Signs Orthodontic At a Glance Contract Report for 167711/0001 - June 2018

Name or company name	Bridge Dental Practice	18/19 Contracted general activity (UDA)	2,000
Contract type name	GDS Contract	Carry forward general activity (UDA)	0
Purpose of contract	General and Orthodontic	18/19 Contracted orthodontic activity (UOA)	617
Contract start date	01/09/2014	Carry forward orthodontic activity (UOA)	0
Contract end date		Baseline contract value	£81,809.31

ACCESS	Contract	England and Wales
24 month ratio of assessments to patient IDs	1.01	1.09

ACTIVITY	Contract
Contract assess and fit appliances (case starts) as a percentage of Area Team case starts	0.5 %

Cumulative percentage of contracted UOA delivered 2018 & 2019



Month	Adjusted Scheduled Activity (UOA)		
	2017	2018	2019
April	0	0	1
May	0	1	1
June	0	4	5
July	0	454	
August	357	454	
September	357	506	
October	504	612	
November	504	612	
December	546	641	
January	546	643	
February	546	664	
March	588	665	
April	588	666	
May	588	666	
June	673	666	

#### QUANTITY METRICS (rolling 12 month period)

	Contract Quantity	Contract Base Number	Contract *	Area Team	Region	England
% of all assessments that were assess and fit appliances (case starts)	30	66	45.5%	74.5%	62.1%	60.4%
% of all assessments that were assess and refuse	3	66	4.5%	6.8%	11.2%	11.4%
% of all assessments that were assess and review	33	66	50.0%	18.6%	26.8%	28.3%
% of case starts with a reported IOTN of 3 and Aesthetic Component of 5 or below	0	30	N/A	0.0%	0.1%	0.1%
% of case starts with a reported IOTN of 3 and Aesthetic Component of 6 or above	0	30	N/A	4.2%	3.7%	4.0%
% of case starts with a reported IOTN of 4	27	30	90.0%	79.7%	78.7%	77.8%
% of case starts with a reported IOTN of 5	3	30	10.0%	15.5%	16.8%	16.7 %
% of concluded courses in receipt of dual-arch fixed appliances	0	20	N/A	65.5%	77.1%	74.3%
% of concluded courses where treatment was abandoned or discontinued	0	20	0.0%	12.2%	7.4%	6.9%
% of patients satisfied with the treatment they have received	0	0	N/A	99.3%	95.9%	95.7%

\* Figures in italics indicate that the base number is less than 100.

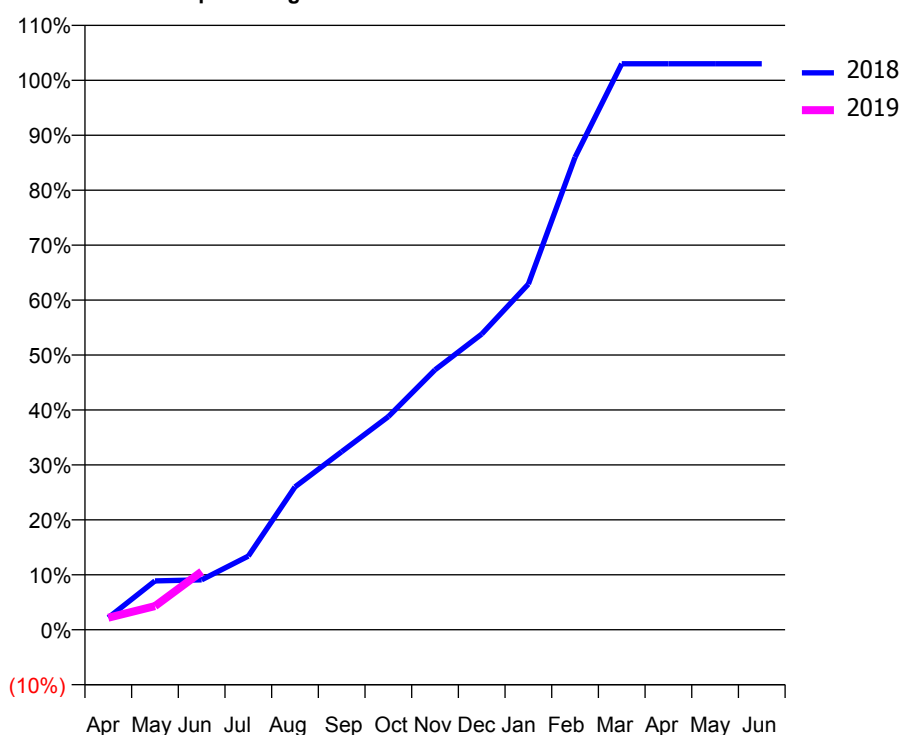
### Q47 - Vital Signs Orthodontic At a Glance Contract Report for 171859/0004 - June 2018

Name or company name	Oak Dental Care Limited	18/19 Contracted general activity (UDA)	4,600
Contract type name	GDS Contract	Carry forward general activity (UDA)	0
Purpose of contract	General and Orthodontic	18/19 Contracted orthodontic activity (UOA)	1,000
Contract start date	01/04/2009	Carry forward orthodontic activity (UOA)	0
Contract end date		Baseline contract value	£202,004.36

ACCESS	Contract	England and Wales
24 month ratio of assessments to patient IDs	1.02	1.09

ACTIVITY	Contract
Contract assess and fit appliances (case starts) as a percentage of Area Team case starts	0.8 %

Cumulative percentage of contracted UOA delivered 2018 & 2019



Month	Adjusted Scheduled Activity (UOA)		
	2017	2018	2019
April	20	22	22
May	86	89	43
June	317	91	106
July	384	134	
August	517	260	
September	539	324	
October	728	388	
November	939	473	
December	982	538	
January	984	629	
February	1,026	860	
March	1,026	1,030	
April	1,026	1,030	
May	1,026	1,030	
June	1,026	1,030	

#### QUANTITY METRICS (rolling 12 month period)

	Contract Quantity	Contract Base Number	Contract *	Area Team	Region	England
% of all assessments that were assess and fit appliances (case starts)	49	65	75.4%	74.5%	62.1%	60.4%
% of all assessments that were assess and refuse	8	65	12.3%	6.8%	11.2%	11.4%
% of all assessments that were assess and review	8	65	12.3%	18.6%	26.8%	28.3%
% of case starts with a reported IOTN of 3 and Aesthetic Component of 5 or below	0	49	N/A	0.0%	0.1%	0.1%
% of case starts with a reported IOTN of 3 and Aesthetic Component of 6 or above	0	49	N/A	4.2%	3.7%	4.0%
% of case starts with a reported IOTN of 4	36	49	73.5%	79.7%	78.7%	77.8%
% of case starts with a reported IOTN of 5	13	49	26.5%	15.5%	16.8%	16.7 %
% of concluded courses in receipt of dual-arch fixed appliances	0	7	N/A	65.5%	77.1%	74.3%
% of concluded courses where treatment was abandoned or discontinued	1	7	14.3%	12.2%	7.4%	6.9%
% of patients satisfied with the treatment they have received	1	1	100.0%	99.3%	95.9%	95.7%

\* Figures in italics indicate that the base number is less than 100.

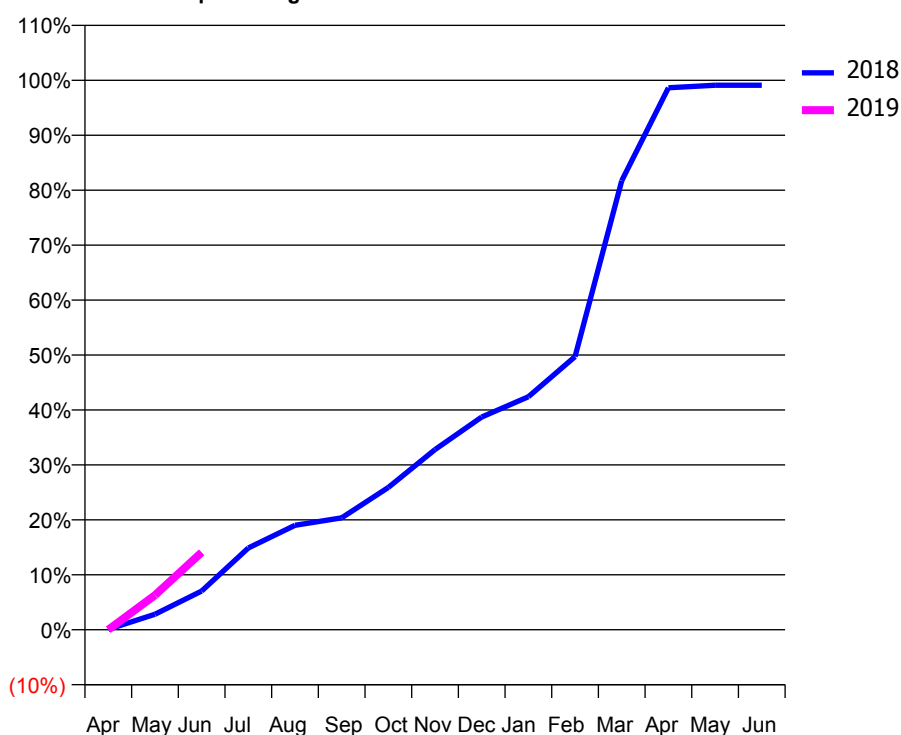
### Q47 - Vital Signs Orthodontic At a Glance Contract Report for 185450/0001 - June 2018

Name or company name	Matterson and Partners	18/19 Contracted general activity (UDA)	5,600
Contract type name	GDS Contract	Carry forward general activity (UDA)	0
Purpose of contract	General and Orthodontic	18/19 Contracted orthodontic activity (UOA)	2,427
Contract start date	01/01/2016	Carry forward orthodontic activity (UOA)	0
Contract end date		Baseline contract value	£303,975.22

ACCESS	Contract	England and Wales
24 month ratio of assessments to patient IDs	1.01	1.09

ACTIVITY	Contract
Contract assess and fit appliances (case starts) as a percentage of Area Team case starts	3.5 %

Cumulative percentage of contracted UOA delivered 2018 & 2019



Month	Adjusted Scheduled Activity (UOA)		
	2017	2018	2019
April	122	4	0
May	169	130	153
June	257	324	342
July	488	685	
August	786	874	
September	1,144	937	
October	1,312	1,191	
November	1,564	1,508	
December	1,756	1,781	
January	1,798	1,950	
February	1,967	2,286	
March	2,347	3,758	
April	2,431	4,536	
May	2,431	4,557	
June	2,431	4,557	

#### QUANTITY METRICS (rolling 12 month period)

	Contract Quantity	Contract Base Number	Contract *	Area Team	Region	England
% of all assessments that were assess and fit appliances (case starts)	220	224	98.2%	74.5%	62.1%	60.4%
% of all assessments that were assess and refuse	1	224	0.4%	6.8%	11.2%	11.4%
% of all assessments that were assess and review	3	224	1.3%	18.6%	26.8%	28.3%
% of case starts with a reported IOTN of 3 and Aesthetic Component of 5 or below	0	220	N/A	0.0%	0.1%	0.1%
% of case starts with a reported IOTN of 3 and Aesthetic Component of 6 or above	0	220	N/A	4.2%	3.7%	4.0%
% of case starts with a reported IOTN of 4	182	220	82.7%	79.7%	78.7%	77.8%
% of case starts with a reported IOTN of 5	38	220	17.3%	15.5%	16.8%	16.7 %
% of concluded courses in receipt of dual-arch fixed appliances	0	134	N/A	65.5%	77.1%	74.3%
% of concluded courses where treatment was abandoned or discontinued	14	134	10.4%	12.2%	7.4%	6.9%
% of patients satisfied with the treatment they have received	4	4	100.0%	99.3%	95.9%	95.7%

\* Figures in italics indicate that the base number is less than 100.

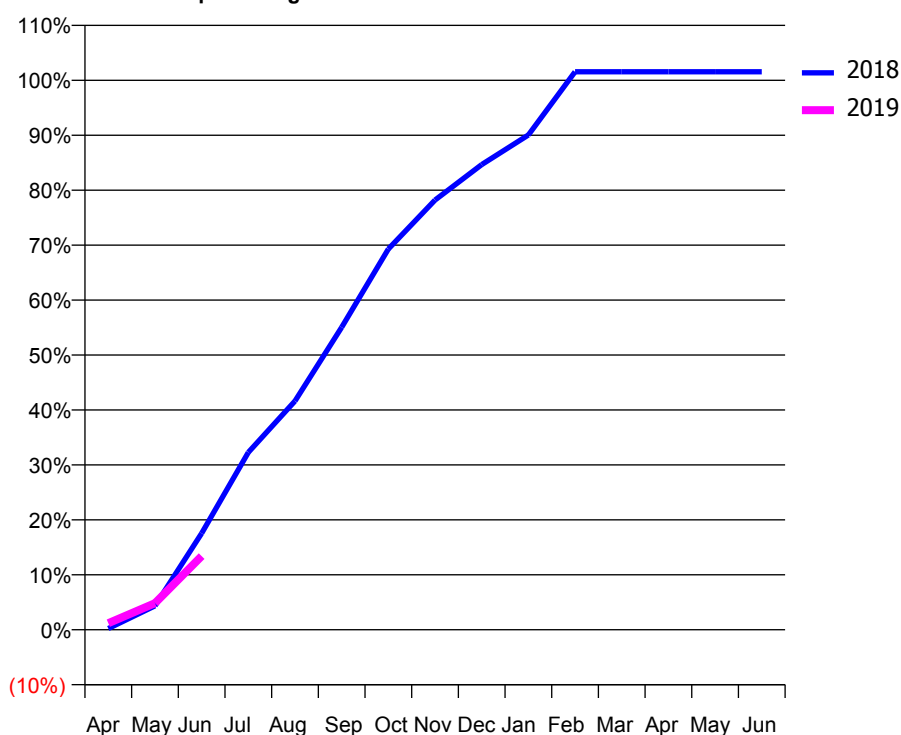
### Q47 - Vital Signs Orthodontic At a Glance Contract Report for 185450/0002 - June 2018

Name or company name	Matterson and Partners	18/19 Contracted general activity (UDA)	3,700
Contract type name	GDS Contract	Carry forward general activity (UDA)	0
Purpose of contract	General and Orthodontic	18/19 Contracted orthodontic activity (UOA)	5,196
Contract start date	01/01/2016	Carry forward orthodontic activity (UOA)	0
Contract end date		Baseline contract value	£444,207.89

ACCESS	Contract	England and Wales
24 month ratio of assessments to patient IDs	1.01	1.09

ACTIVITY	Contract
Contract assess and fit appliances (case starts) as a percentage of Area Team case starts	4.0 %

Cumulative percentage of contracted UOA delivered 2018 & 2019



Month	Adjusted Scheduled Activity (UOA)		
	2017	2018	2019
April	118	12	63
May	674	226	252
June	1,120	912	697
July	1,542	1,678	
August	2,362	2,163	
September	3,121	2,860	
October	3,669	3,601	
November	4,322	4,063	
December	4,721	4,399	
January	4,868	4,678	
February	5,036	5,276	
March	5,204	5,276	
April	5,204	5,276	
May	5,204	5,276	
June	5,204	5,276	

#### QUANTITY METRICS (rolling 12 month period)

	Contract Quantity	Contract Base Number	Contract *	Area Team	Region	England
% of all assessments that were assess and fit appliances (case starts)	249	249	100.0%	74.5%	62.1%	60.4%
% of all assessments that were assess and refuse	0	249	0.0%	6.8%	11.2%	11.4%
% of all assessments that were assess and review	0	249	0.0%	18.6%	26.8%	28.3%
% of case starts with a reported IOTN of 3 and Aesthetic Component of 5 or below	0	249	N/A	0.0%	0.1%	0.1%
% of case starts with a reported IOTN of 3 and Aesthetic Component of 6 or above	1	249	0.4%	4.2%	3.7%	4.0%
% of case starts with a reported IOTN of 4	202	249	81.1%	79.7%	78.7%	77.8%
% of case starts with a reported IOTN of 5	46	249	18.5%	15.5%	16.8%	16.7%
% of concluded courses in receipt of dual-arch fixed appliances	0	315	N/A	65.5%	77.1%	74.3%
% of concluded courses where treatment was abandoned or discontinued	48	315	15.2%	12.2%	7.4%	6.9%
% of patients satisfied with the treatment they have received	6	6	100.0%	99.3%	95.9%	95.7%

\* Figures in italics indicate that the base number is less than 100.

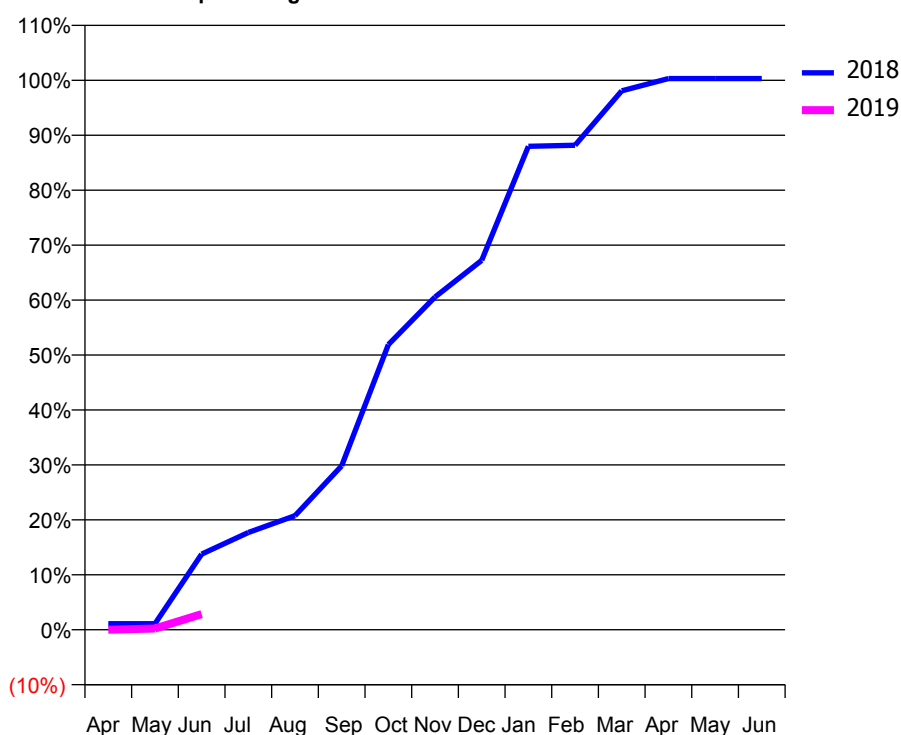
### Q47 - Vital Signs Orthodontic At a Glance Contract Report for 186872/0001 - June 2018

Name or company name	ORTHOWORLD 2000 LTD	18/19 Contracted general activity (UDA)	0
Contract type name	PDS Contract	Carry forward general activity (UDA)	0
Purpose of contract	Orthodontic	18/19 Contracted orthodontic activity (UOA)	15,203
Contract start date	01/04/2006	Carry forward orthodontic activity (UOA)	0
Contract end date	31/03/2019	Baseline contract value	£1,024,638.74

ACCESS	Contract	England and Wales
24 month ratio of assessments to patient IDs	1.05	1.09

ACTIVITY	Contract
Contract assess and fit appliances (case starts) as a percentage of Area Team case starts	10.2 %

Cumulative percentage of contracted UOA delivered 2018 & 2019



Month	Adjusted Scheduled Activity (UOA)		
	2017	2018	2019
April	244	167	0
May	673	167	34
June	996	2,093	434
July	2,865	2,693	
August	3,715	3,155	
September	4,162	4,536	
October	6,412	7,888	
November	9,046	9,206	
December	9,762	10,223	
January	10,895	13,376	
February	10,895	13,406	
March	14,417	14,909	
April	15,288	15,249	
May	15,288	15,249	
June	15,309	15,249	

#### QUANTITY METRICS (rolling 12 month period)

	Contract Quantity	Contract Base Number	Contract *	Area Team	Region	England
% of all assessments that were assess and fit appliances (case starts)	643	851	75.6%	74.5%	62.1%	60.4%
% of all assessments that were assess and refuse	113	851	13.3%	6.8%	11.2%	11.4%
% of all assessments that were assess and review	95	851	11.2%	18.6%	26.8%	28.3%
% of case starts with a reported IOTN of 3 and Aesthetic Component of 5 or below	0	643	N/A	0.0%	0.1%	0.1%
% of case starts with a reported IOTN of 3 and Aesthetic Component of 6 or above	33	643	5.1%	4.2%	3.7%	4.0%
% of case starts with a reported IOTN of 4	502	643	78.1%	79.7%	78.7%	77.8%
% of case starts with a reported IOTN of 5	104	643	16.2%	15.5%	16.8%	16.7 %
% of concluded courses in receipt of dual-arch fixed appliances	557	650	85.7%	65.5%	77.1%	74.3%
% of concluded courses where treatment was abandoned or discontinued	69	650	10.6%	12.2%	7.4%	6.9%
% of patients satisfied with the treatment they have received	13	13	100.0%	99.3%	95.9%	95.7%

\* Figures in italics indicate that the base number is less than 100.



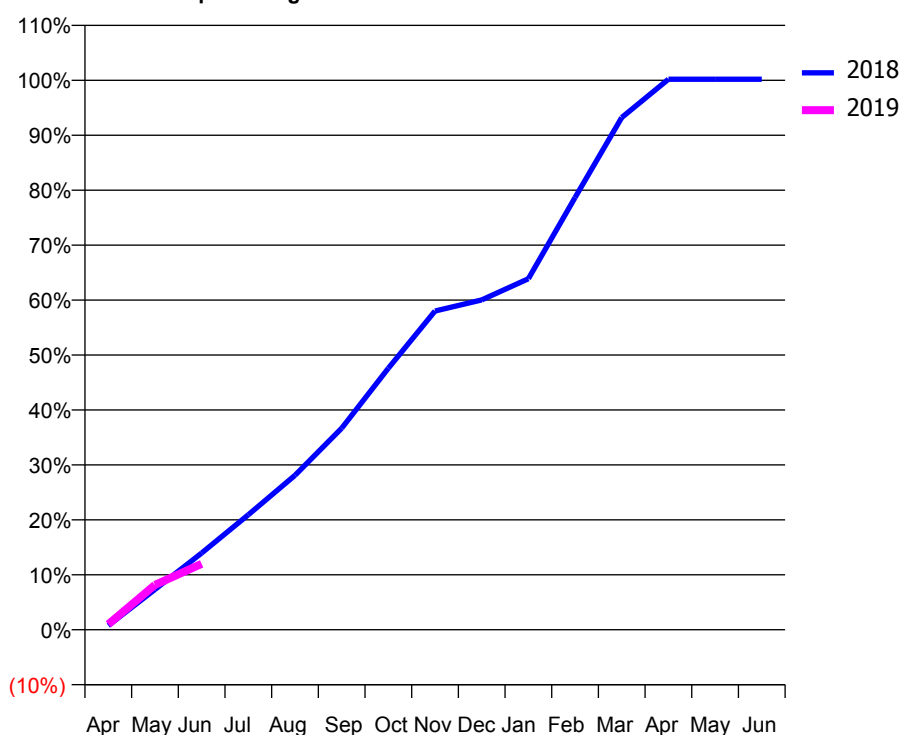
### Q47 - Vital Signs Orthodontic At a Glance Contract Report for 193496/0003 - June 2018

Name or company name	Dentalign i Ormskirk	18/19 Contracted general activity (UDA)	0
Contract type name	PDS Contract	Carry forward general activity (UDA)	0
Purpose of contract	Orthodontic	18/19 Contracted orthodontic activity (UOA)	22,964
Contract start date	01/04/2008	Carry forward orthodontic activity (UOA)	0
Contract end date	31/03/2019	Baseline contract value	£1,541,107.21

ACCESS	Contract	England and Wales
24 month ratio of assessments to patient IDs	1.04	1.09

ACTIVITY	Contract
Contract assess and fit appliances (case starts) as a percentage of Area Team case starts	19.5 %

Cumulative percentage of contracted UOA delivered 2018 & 2019



Month	Adjusted Scheduled Activity (UOA)		
	2017	2018	2019
April	67	176	231
May	1,204	1,684	1,873
June	2,383	3,209	2,755
July	4,114	4,809	
August	4,787	6,455	
September	7,398	8,422	
October	8,727	10,931	
November	10,037	13,320	
December	11,532	13,782	
January	13,110	14,668	
February	15,243	18,063	
March	20,697	21,410	
April	21,733	23,006	
May	21,733	23,006	
June	21,754	23,006	

#### QUANTITY METRICS (rolling 12 month period)

	Contract Quantity	Contract Base Number	Contract *	Area Team	Region	England
% of all assessments that were assess and fit appliances (case starts)	1,221	1,224	99.8%	74.5%	62.1%	60.4%
% of all assessments that were assess and refuse	0	1,224	0.0%	6.8%	11.2%	11.4%
% of all assessments that were assess and review	3	1,224	0.2%	18.6%	26.8%	28.3%
% of case starts with a reported IOTN of 3 and Aesthetic Component of 5 or below	1	1,221	0.1%	0.0%	0.1%	0.1%
% of case starts with a reported IOTN of 3 and Aesthetic Component of 6 or above	28	1,221	2.3%	4.2%	3.7%	4.0%
% of case starts with a reported IOTN of 4	952	1,221	78.0%	79.7%	78.7%	77.8%
% of case starts with a reported IOTN of 5	234	1,221	19.2%	15.5%	16.8%	16.7%
% of concluded courses in receipt of dual-arch fixed appliances	1,073	1,205	89.0%	65.5%	77.1%	74.3%
% of concluded courses where treatment was abandoned or discontinued	76	1,205	6.3%	12.2%	7.4%	6.9%
% of patients satisfied with the treatment they have received	24	24	100.0%	99.3%	95.9%	95.7%

\* Figures in italics indicate that the base number is less than 100.

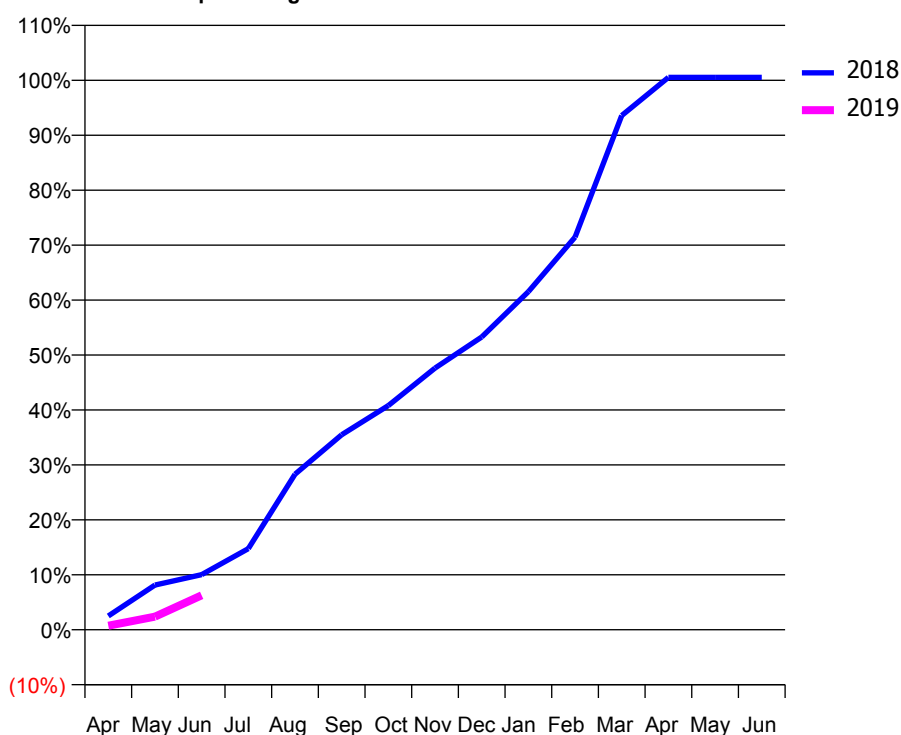
### Q47 - Vital Signs Orthodontic At a Glance Contract Report for 193496/0004 - June 2018

Name or company name	Dentalign i Ormskirk	18/19 Contracted general activity (UDA)	0
Contract type name	PDS Contract	Carry forward general activity (UDA)	0
Purpose of contract	Orthodontic	18/19 Contracted orthodontic activity (UOA)	17,843
Contract start date	01/05/2008	Carry forward orthodontic activity (UOA)	0
Contract end date	31/03/2019	Baseline contract value	£1,197,308.70

ACCESS	Contract	England and Wales
24 month ratio of assessments to patient IDs	1.00	1.09

ACTIVITY	Contract
Contract assess and fit appliances (case starts) as a percentage of Area Team case starts	13.6 %

Cumulative percentage of contracted UOA delivered 2018 & 2019



Month	Adjusted Scheduled Activity (UOA)		
	2017	2018	2019
April	103	446	130
May	1,705	1,454	428
June	2,777	1,790	1,121
July	4,018	2,636	
August	5,111	5,051	
September	7,173	6,334	
October	8,917	7,279	
November	10,282	8,497	
December	11,542	9,505	
January	12,806	10,979	
February	14,024	12,749	
March	15,578	16,697	
April	16,524	17,936	
May	16,524	17,936	
June	16,524	17,936	

#### QUANTITY METRICS (rolling 12 month period)

	Contract Quantity	Contract Base Number	Contract *	Area Team	Region	England
% of all assessments that were assess and fit appliances (case starts)	851	851	100.0%	74.5%	62.1%	60.4%
% of all assessments that were assess and refuse	0	851	0.0%	6.8%	11.2%	11.4%
% of all assessments that were assess and review	0	851	0.0%	18.6%	26.8%	28.3%
% of case starts with a reported IOTN of 3 and Aesthetic Component of 5 or below	0	851	N/A	0.0%	0.1%	0.1%
% of case starts with a reported IOTN of 3 and Aesthetic Component of 6 or above	30	851	3.5%	4.2%	3.7%	4.0%
% of case starts with a reported IOTN of 4	715	851	84.0%	79.7%	78.7%	77.8%
% of case starts with a reported IOTN of 5	98	851	11.5%	15.5%	16.8%	16.7%
% of concluded courses in receipt of dual-arch fixed appliances	291	507	57.4%	65.5%	77.1%	74.3%
% of concluded courses where treatment was abandoned or discontinued	170	507	33.5%	12.2%	7.4%	6.9%
% of patients satisfied with the treatment they have received	14	14	100.0%	99.3%	95.9%	95.7%

\* Figures in italics indicate that the base number is less than 100.

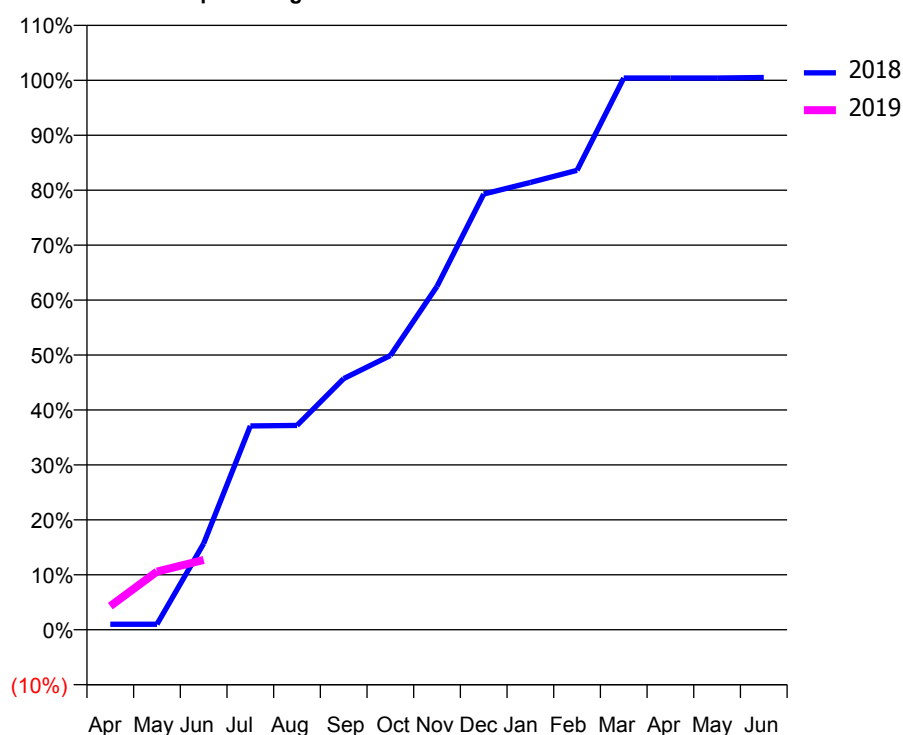
### Q47 - Vital Signs Orthodontic At a Glance Contract Report for 198447/0001 - June 2018

Name or company name	Dentistry 4 All	18/19 Contracted general activity (UDA)	34,000
Contract type name	Pilot Contract	Carry forward general activity (UDA)	0
Purpose of contract	General and Orthodontic	18/19 Contracted orthodontic activity (UOA)	1,000
Contract start date	01/04/2009	Carry forward orthodontic activity (UOA)	0
Contract end date		Baseline contract value	£1,159,325.54

ACCESS	Contract	England and Wales
24 month ratio of assessments to patient IDs	1.02	1.09

ACTIVITY	Contract
Contract assess and fit appliances (case starts) as a percentage of Area Team case starts	0.8 %

Cumulative percentage of contracted UOA delivered 2018 & 2019



Month	Adjusted Scheduled Activity (UOA)		
	2017	2018	2019
April	200	10	43
May	371	10	106
June	371	157	127
July	731	371	
August	754	372	
September	754	457	
October	840	499	
November	861	625	
December	987	793	
January	1,008	814	
February	1,009	836	
March	1,010	1,004	
April	1,010	1,004	
May	1,010	1,004	
June	1,010	1,005	

#### QUANTITY METRICS (rolling 12 month period)

	Contract Quantity	Contract Base Number	Contract *	Area Team	Region	England
% of all assessments that were assess and fit appliances (case starts)	48	54	88.9%	74.5%	62.1%	60.4%
% of all assessments that were assess and refuse	3	54	5.6%	6.8%	11.2%	11.4%
% of all assessments that were assess and review	3	54	5.6%	18.6%	26.8%	28.3%
% of case starts with a reported IOTN of 3 and Aesthetic Component of 5 or below	0	48	N/A	0.0%	0.1%	0.1%
% of case starts with a reported IOTN of 3 and Aesthetic Component of 6 or above	0	48	N/A	4.2%	3.7%	4.0%
% of case starts with a reported IOTN of 4	44	48	91.7%	79.7%	78.7%	77.8%
% of case starts with a reported IOTN of 5	3	48	6.3%	15.5%	16.8%	16.7 %
% of concluded courses in receipt of dual-arch fixed appliances	36	55	65.5%	65.5%	77.1%	74.3%
% of concluded courses where treatment was abandoned or discontinued	7	55	12.7%	12.2%	7.4%	6.9%
% of patients satisfied with the treatment they have received	0	0	N/A	99.3%	95.9%	95.7%

\* Figures in italics indicate that the base number is less than 100.

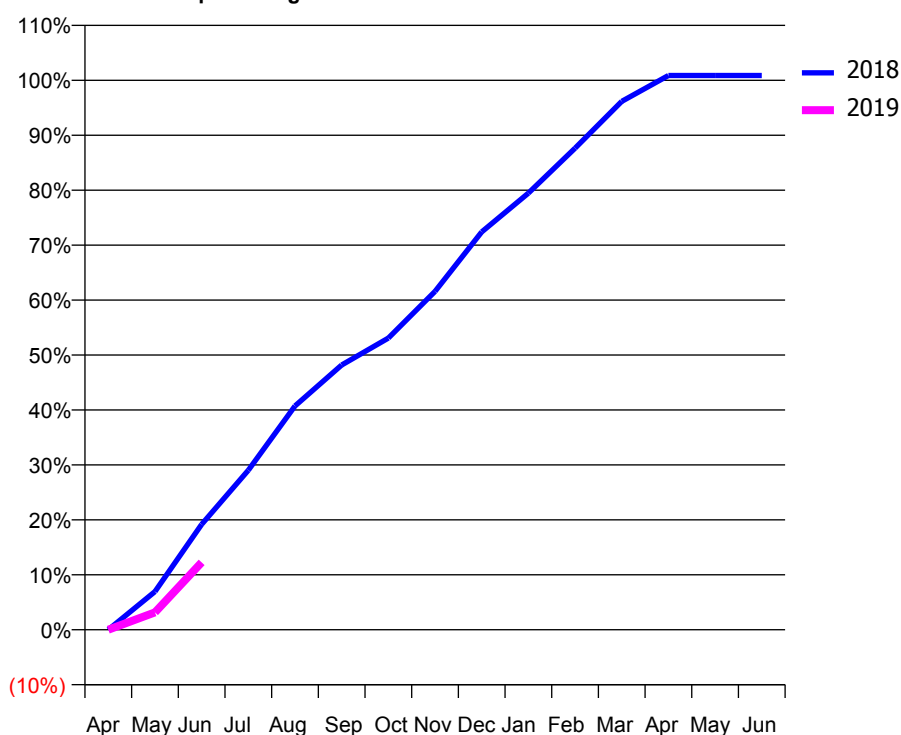
### Q47 - Vital Signs Orthodontic At a Glance Contract Report for 214973/0001 - June 2018

Name or company name	MISS SM MATTHEW	18/19 Contracted general activity (UDA)	0
Contract type name	PDS Contract	Carry forward general activity (UDA)	0
Purpose of contract	Orthodontic	18/19 Contracted orthodontic activity (UOA)	2,820
Contract start date	01/04/2006	Carry forward orthodontic activity (UOA)	0
Contract end date	31/03/2019	Baseline contract value	£184,944.75

ACCESS	Contract	England and Wales
24 month ratio of assessments to patient IDs	1.11	1.09

ACTIVITY	Contract
Contract assess and fit appliances (case starts) as a percentage of Area Team case starts	1.9 %

Cumulative percentage of contracted UOA delivered 2018 & 2019



Month	Adjusted Scheduled Activity (UOA)		
	2017	2018	2019
April	-52	0	0
May	243	196	89
June	374	541	346
July	547	819	
August	865	1,149	
September	1,047	1,359	
October	1,557	1,497	
November	1,741	1,737	
December	2,065	2,042	
January	2,371	2,241	
February	2,659	2,472	
March	2,812	2,712	
April	2,820	2,845	
May	2,821	2,845	
June	2,821	2,845	

#### QUANTITY METRICS (rolling 12 month period)

	Contract Quantity	Contract Base Number	Contract *	Area Team	Region	England
% of all assessments that were assess and fit appliances (case starts)	119	369	32.2%	74.5%	62.1%	60.4%
% of all assessments that were assess and refuse	53	369	14.4%	6.8%	11.2%	11.4%
% of all assessments that were assess and review	197	369	53.4%	18.6%	26.8%	28.3%
% of case starts with a reported IOTN of 3 and Aesthetic Component of 5 or below	0	119	N/A	0.0%	0.1%	0.1%
% of case starts with a reported IOTN of 3 and Aesthetic Component of 6 or above	11	119	9.2%	4.2%	3.7%	4.0%
% of case starts with a reported IOTN of 4	83	119	69.7%	79.7%	78.7%	77.8%
% of case starts with a reported IOTN of 5	23	119	19.3%	15.5%	16.8%	16.7 %
% of concluded courses in receipt of dual-arch fixed appliances	73	141	51.8%	65.5%	77.1%	74.3%
% of concluded courses where treatment was abandoned or discontinued	23	141	16.3%	12.2%	7.4%	6.9%
% of patients satisfied with the treatment they have received	3	3	100.0%	99.3%	95.9%	95.7%

\* Figures in italics indicate that the base number is less than 100.

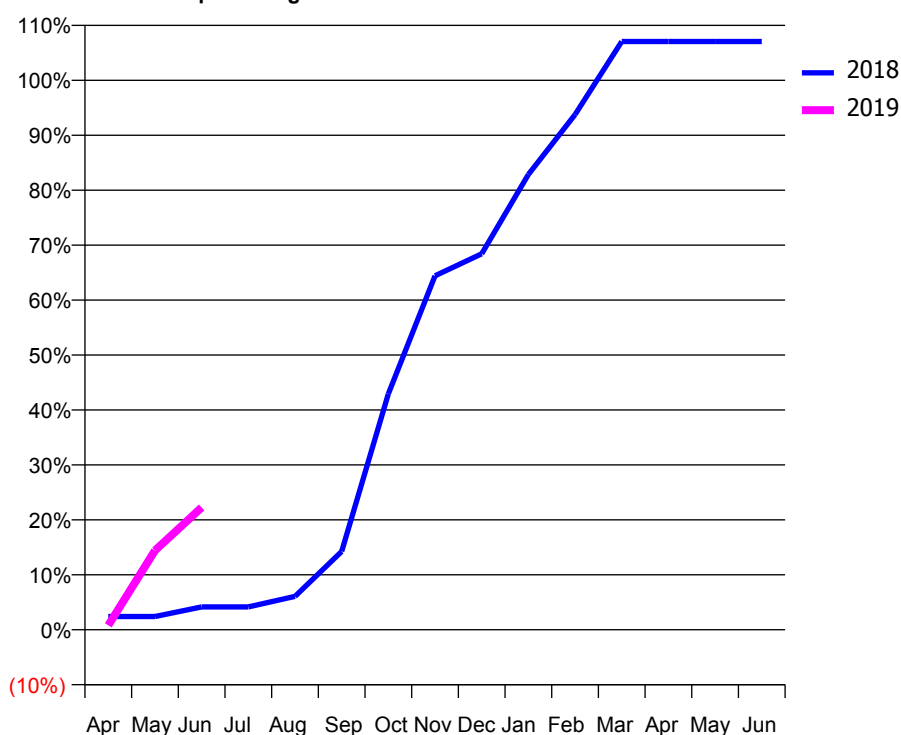
### Q47 - Vital Signs Orthodontic At a Glance Contract Report for 243396/0001 - June 2018

Name or company name	MR SR PATEL	18/19 Contracted general activity (UDA)	0
Contract type name	PDS Contract	Carry forward general activity (UDA)	0
Purpose of contract	Orthodontic	18/19 Contracted orthodontic activity (UOA)	624
Contract start date	01/04/2006	Carry forward orthodontic activity (UOA)	0
Contract end date	31/03/2019	Baseline contract value	£42,702.29

ACCESS	Contract	England and Wales
24 month ratio of assessments to patient IDs	1.10	1.09

ACTIVITY	Contract
Contract assess and fit appliances (case starts) as a percentage of Area Team case starts	0.5 %

Cumulative percentage of contracted UOA delivered 2018 & 2019



Month	Adjusted Scheduled Activity (UOA)		
	2017	2018	2019
April	-18	15	5
May	-18	15	90
June	-17	26	139
July	56	26	
August	56	38	
September	64	89	
October	118	268	
November	191	402	
December	360	427	
January	411	517	
February	479	585	
March	609	668	
April	609	668	
May	609	668	
June	609	668	

#### QUANTITY METRICS (rolling 12 month period)

	Contract Quantity	Contract Base Number	Contract *	Area Team	Region	England
% of all assessments that were assess and fit appliances (case starts)	34	123	27.6%	74.5%	62.1%	60.4%
% of all assessments that were assess and refuse	1	123	0.8%	6.8%	11.2%	11.4%
% of all assessments that were assess and review	88	123	71.5%	18.6%	26.8%	28.3%
% of case starts with a reported IOTN of 3 and Aesthetic Component of 5 or below	0	34	<i>N/A</i>	0.0%	0.1%	0.1%
% of case starts with a reported IOTN of 3 and Aesthetic Component of 6 or above	3	34	8.8%	4.2%	3.7%	4.0%
% of case starts with a reported IOTN of 4	25	34	73.5%	79.7%	78.7%	77.8%
% of case starts with a reported IOTN of 5	6	34	17.6%	15.5%	16.8%	16.7%
% of concluded courses in receipt of dual-arch fixed appliances	15	29	51.7%	65.5%	77.1%	74.3%
% of concluded courses where treatment was abandoned or discontinued	11	29	37.9%	12.2%	7.4%	6.9%
% of patients satisfied with the treatment they have received	2	2	100.0%	99.3%	95.9%	95.7%

\* Figures in italics indicate that the base number is less than 100.

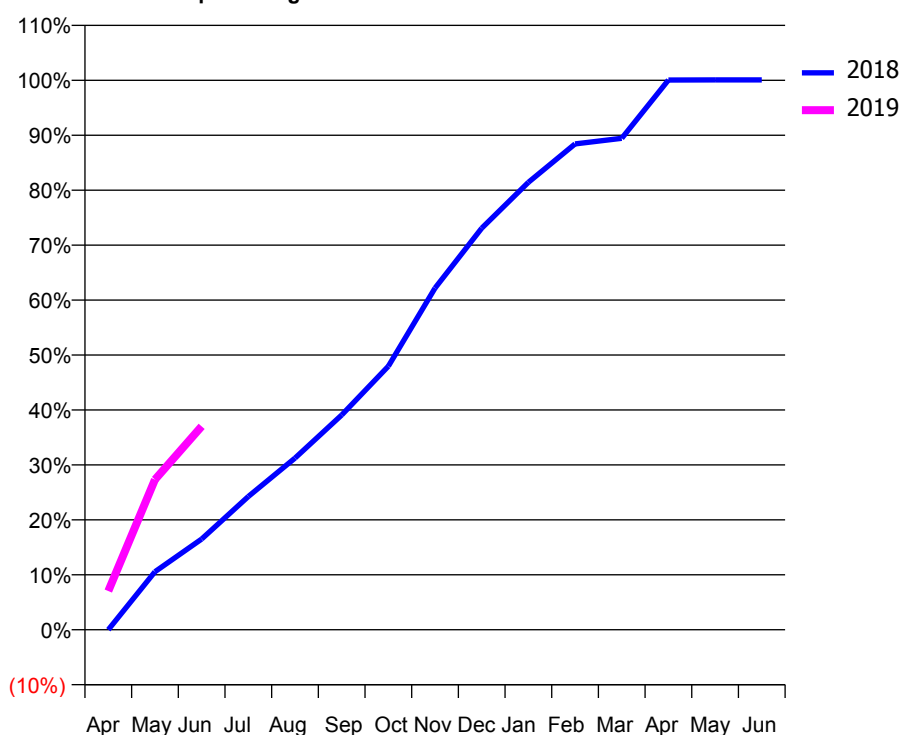
### Q47 - Vital Signs Orthodontic At a Glance Contract Report for 575585/0001 - June 2018

Name or company name	MRS CA TAYLOR	18/19 Contracted general activity (UDA)	0
Contract type name	PDS Contract	Carry forward general activity (UDA)	0
Purpose of contract	Orthodontic	18/19 Contracted orthodontic activity (UOA)	4,335
Contract start date	21/03/2015	Carry forward orthodontic activity (UOA)	0
Contract end date	31/03/2019	Baseline contract value	£285,081.44

ACCESS	Contract	England and Wales
24 month ratio of assessments to patient IDs	1.13	1.09

ACTIVITY	Contract
Contract assess and fit appliances (case starts) as a percentage of Area Team case starts	4.2 %

Cumulative percentage of contracted UOA delivered 2018 & 2019



Month	Adjusted Scheduled Activity (UOA)		
	2017	2018	2019
April	262	0	306
May	1,104	503	1,185
June	1,555	786	1,604
July	2,097	1,154	
August	2,578	1,486	
September	2,911	1,859	
October	3,324	2,281	
November	3,840	2,956	
December	4,325	3,475	
January	4,572	3,872	
February	4,635	4,204	
March	5,058	4,252	
April	5,364	4,756	
May	5,366	4,758	
June	5,366	4,758	

#### QUANTITY METRICS (rolling 12 month period)

	Contract Quantity	Contract Base Number	Contract *	Area Team	Region	England
% of all assessments that were assess and fit appliances (case starts)	261	549	47.5%	74.5%	62.1%	60.4%
% of all assessments that were assess and refuse	33	549	6.0%	6.8%	11.2%	11.4%
% of all assessments that were assess and review	255	549	46.4%	18.6%	26.8%	28.3%
% of case starts with a reported IOTN of 3 and Aesthetic Component of 5 or below	0	261	N/A	0.0%	0.1%	0.1%
% of case starts with a reported IOTN of 3 and Aesthetic Component of 6 or above	41	261	15.7%	4.2%	3.7%	4.0%
% of case starts with a reported IOTN of 4	182	261	69.7%	79.7%	78.7%	77.8%
% of case starts with a reported IOTN of 5	35	261	13.4%	15.5%	16.8%	16.7%
% of concluded courses in receipt of dual-arch fixed appliances	187	214	87.4%	65.5%	77.1%	74.3%
% of concluded courses where treatment was abandoned or discontinued	12	214	5.6%	12.2%	7.4%	6.9%
% of patients satisfied with the treatment they have received	8	9	88.9%	99.3%	95.9%	95.7%

\* Figures in italics indicate that the base number is less than 100.

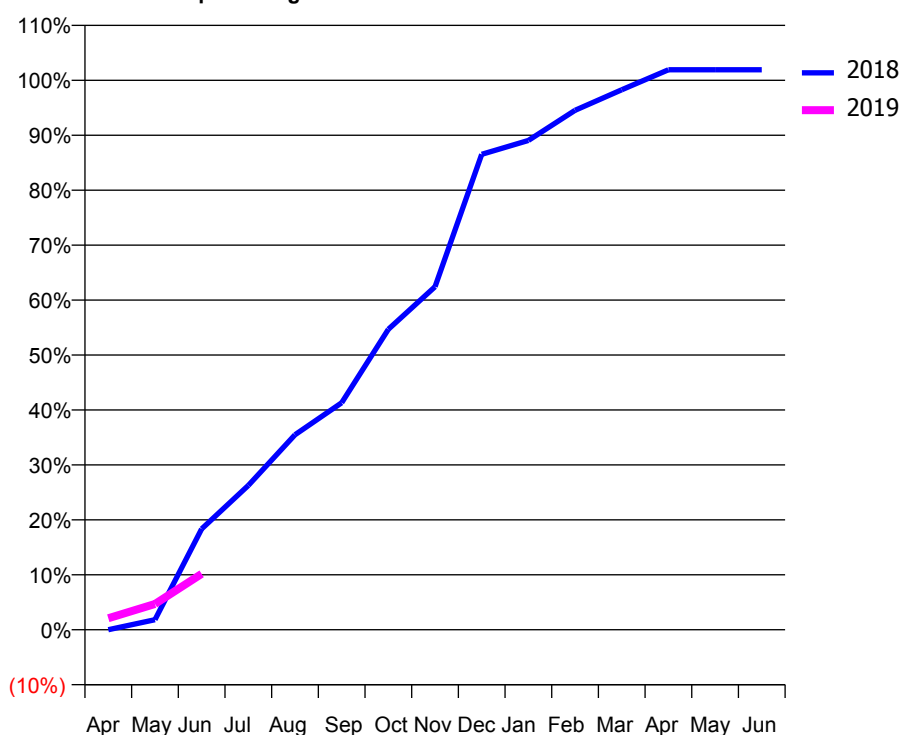
### Q47 - Vital Signs Orthodontic At a Glance Contract Report for 629154/0003 - June 2018

Name or company name	Denpoint Dental Care	18/19 Contracted general activity (UDA)	3,050
Contract type name	GDS Contract	Carry forward general activity (UDA)	0
Purpose of contract	General and Orthodontic	18/19 Contracted orthodontic activity (UOA)	1,150
Contract start date	01/06/2008	Carry forward orthodontic activity (UOA)	0
Contract end date		Baseline contract value	£156,199.32

ACCESS	Contract	England and Wales
24 month ratio of assessments to patient IDs	1.02	1.09

ACTIVITY	Contract
Contract assess and fit appliances (case starts) as a percentage of Area Team case starts	0.8 %

Cumulative percentage of contracted UOA delivered 2018 & 2019



Month	Adjusted Scheduled Activity (UOA)		
	2017	2018	2019
April	22	0	24
May	129	21	54
June	150	211	117
July	200	302	
August	289	408	
September	505	475	
October	716	629	
November	760	718	
December	852	995	
January	937	1,024	
February	979	1,087	
March	979	1,130	
April	1,085	1,172	
May	1,085	1,172	
June	1,085	1,172	

#### QUANTITY METRICS (rolling 12 month period)

	Contract Quantity	Contract Base Number	Contract *	Area Team	Region	England
% of all assessments that were assess and fit appliances (case starts)	52	89	58.4%	74.5%	62.1%	60.4%
% of all assessments that were assess and refuse	12	89	13.5%	6.8%	11.2%	11.4%
% of all assessments that were assess and review	25	89	28.1%	18.6%	26.8%	28.3%
% of case starts with a reported IOTN of 3 and Aesthetic Component of 5 or below	0	52	N/A	0.0%	0.1%	0.1%
% of case starts with a reported IOTN of 3 and Aesthetic Component of 6 or above	0	52	N/A	4.2%	3.7%	4.0%
% of case starts with a reported IOTN of 4	49	52	94.2%	79.7%	78.7%	77.8%
% of case starts with a reported IOTN of 5	2	52	3.8%	15.5%	16.8%	16.7%
% of concluded courses in receipt of dual-arch fixed appliances	0	34	N/A	65.5%	77.1%	74.3%
% of concluded courses where treatment was abandoned or discontinued	3	34	8.8%	12.2%	7.4%	6.9%
% of patients satisfied with the treatment they have received	2	2	100.0%	99.3%	95.9%	95.7%

\* Figures in italics indicate that the base number is less than 100.

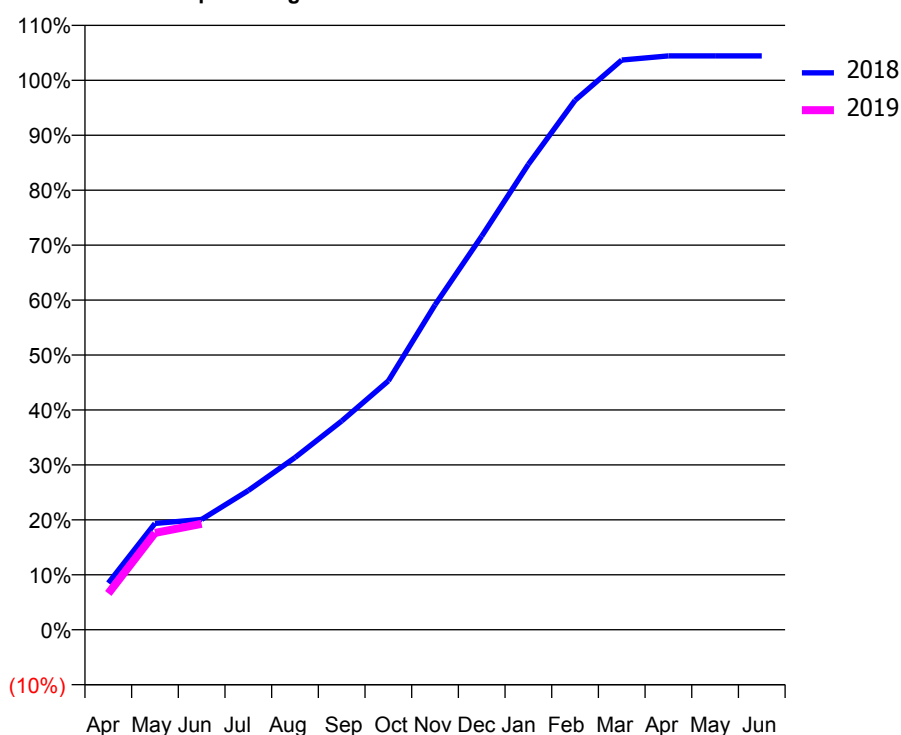
### Q47 - Vital Signs Orthodontic At a Glance Contract Report for 649295/0001 - June 2018

Name or company name	MR YM CAMUS	18/19 Contracted general activity (UDA)	55,732
Contract type name	Pilot Contract	Carry forward general activity (UDA)	0
Purpose of contract	General and Orthodontic	18/19 Contracted orthodontic activity (UOA)	2,904
Contract start date	01/04/2006	Carry forward orthodontic activity (UOA)	0
Contract end date		Baseline contract value	£1,533,217.84

ACCESS	Contract	England and Wales
24 month ratio of assessments to patient IDs	1.02	1.09

ACTIVITY	Contract
Contract assess and fit appliances (case starts) as a percentage of Area Team case starts	2.3 %

Cumulative percentage of contracted UOA delivered 2018 & 2019



Month	Adjusted Scheduled Activity (UOA)		
	2017	2018	2019
April	-21	247	192
May	56	562	512
June	504	583	560
July	569	736	
August	593	910	
September	857	1,103	
October	1,459	1,315	
November	1,589	1,717	
December	2,016	2,080	
January	2,150	2,460	
February	2,389	2,798	
March	2,962	3,011	
April	3,007	3,033	
May	3,008	3,033	
June	3,008	3,033	

### QUANTITY METRICS (rolling 12 month period)

	Contract Quantity	Contract Base Number	Contract *	Area Team	Region	England
% of all assessments that were assess and fit appliances (case starts)	144	203	70.9%	74.5%	62.1%	60.4%
% of all assessments that were assess and refuse	27	203	13.3%	6.8%	11.2%	11.4%
% of all assessments that were assess and review	32	203	15.8%	18.6%	26.8%	28.3%
% of case starts with a reported IOTN of 3 and Aesthetic Component of 5 or below	0	144	N/A	0.0%	0.1%	0.1%
% of case starts with a reported IOTN of 3 and Aesthetic Component of 6 or above	2	144	1.4%	4.2%	3.7%	4.0%
% of case starts with a reported IOTN of 4	118	144	81.9%	79.7%	78.7%	77.8%
% of case starts with a reported IOTN of 5	24	144	16.7%	15.5%	16.8%	16.7%
% of concluded courses in receipt of dual-arch fixed appliances	3	44	6.8%	65.5%	77.1%	74.3%
% of concluded courses where treatment was abandoned or discontinued	15	44	34.1%	12.2%	7.4%	6.9%
% of patients satisfied with the treatment they have received	1	1	100.0%	99.3%	95.9%	95.7%

\* Figures in italics indicate that the base number is less than 100.



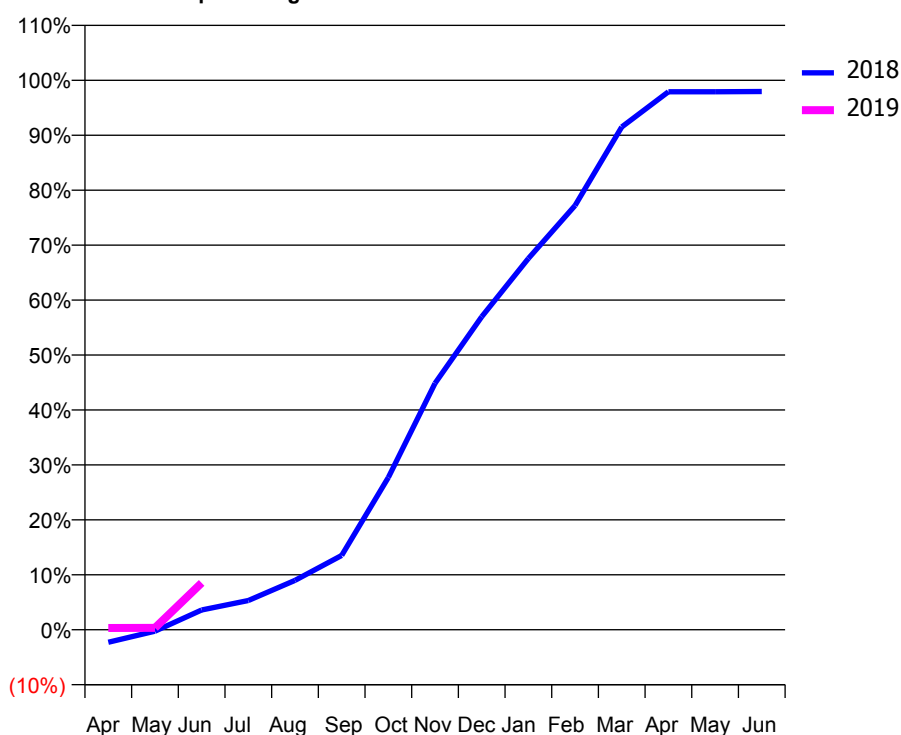
### Q47 - Vital Signs Orthodontic At a Glance Contract Report for 676209/0001 - June 2018

Name or company name	MR SL MORGAN	18/19 Contracted general activity (UDA)	38,336
Contract type name	GDS Contract	Carry forward general activity (UDA)	0
Purpose of contract	General and Orthodontic	18/19 Contracted orthodontic activity (UOA)	6,289
Contract start date	01/04/2006	Carry forward orthodontic activity (UOA)	0
Contract end date		Baseline contract value	£1,392,683.75

ACCESS	Contract	England and Wales
24 month ratio of assessments to patient IDs	1.08	1.09

ACTIVITY	Contract
Contract assess and fit appliances (case starts) as a percentage of Area Team case starts	4.8 %

Cumulative percentage of contracted UOA delivered 2018 & 2019



Month	Adjusted Scheduled Activity (UOA)		
	2017	2018	2019
April	509	-144	21
May	551	-17	22
June	834	227	536
July	1,276	335	
August	1,562	566	
September	1,709	851	
October	2,195	1,744	
November	2,909	2,821	
December	3,707	3,582	
January	3,775	4,250	
February	4,450	4,855	
March	5,580	5,754	
April	6,119	6,158	
May	6,119	6,158	
June	6,145	6,160	

#### QUANTITY METRICS (rolling 12 month period)

	Contract Quantity	Contract Base Number	Contract *	Area Team	Region	England
% of all assessments that were assess and fit appliances (case starts)	301	624	48.2%	74.5%	62.1%	60.4%
% of all assessments that were assess and refuse	97	624	15.5%	6.8%	11.2%	11.4%
% of all assessments that were assess and review	226	624	36.2%	18.6%	26.8%	28.3%
% of case starts with a reported IOTN of 3 and Aesthetic Component of 5 or below	0	301	N/A	0.0%	0.1%	0.1%
% of case starts with a reported IOTN of 3 and Aesthetic Component of 6 or above	6	301	2.0%	4.2%	3.7%	4.0%
% of case starts with a reported IOTN of 4	245	301	81.4%	79.7%	78.7%	77.8%
% of case starts with a reported IOTN of 5	49	301	16.3%	15.5%	16.8%	16.7 %
% of concluded courses in receipt of dual-arch fixed appliances	141	174	81.0%	65.5%	77.1%	74.3%
% of concluded courses where treatment was abandoned or discontinued	20	174	11.5%	12.2%	7.4%	6.9%
% of patients satisfied with the treatment they have received	4	4	100.0%	99.3%	95.9%	95.7%

\* Figures in italics indicate that the base number is less than 100.

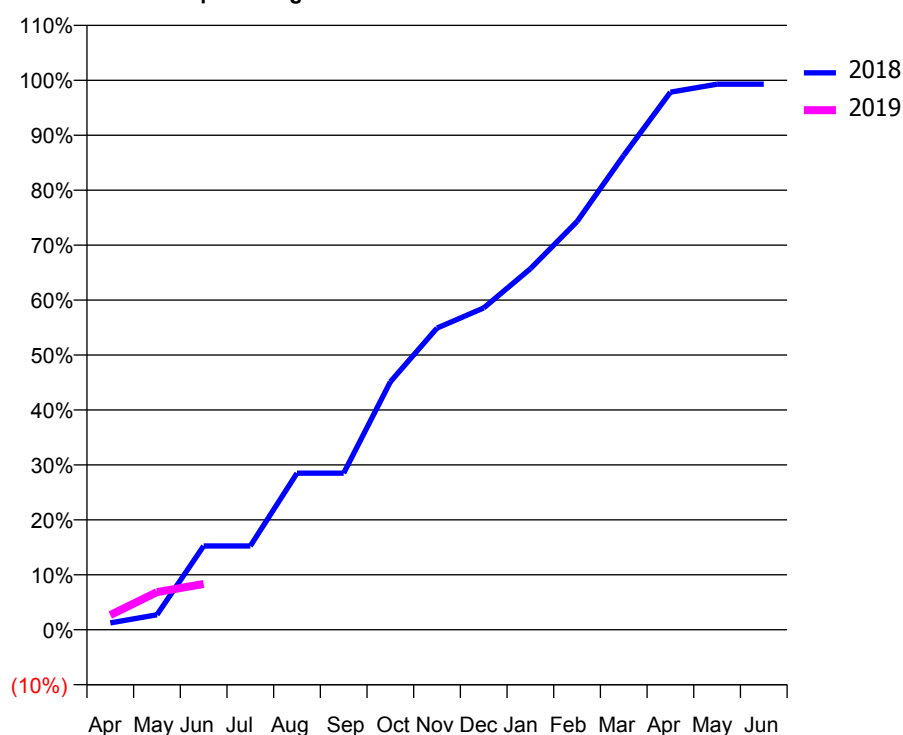
### Q47 - Vital Signs Orthodontic At a Glance Contract Report for 723207/0002 - June 2018

Name or company name	MR SH CARTER	18/19 Contracted general activity (UDA)	0
Contract type name	PDS Contract	Carry forward general activity (UDA)	0
Purpose of contract	Orthodontic	18/19 Contracted orthodontic activity (UOA)	8,590
Contract start date	10/04/2012	Carry forward orthodontic activity (UOA)	0
Contract end date	31/03/2019	Baseline contract value	£579,134.42

ACCESS	Contract	England and Wales
24 month ratio of assessments to patient IDs	1.00	1.09

ACTIVITY	Contract
Contract assess and fit appliances (case starts) as a percentage of Area Team case starts	6.1 %

Cumulative percentage of contracted UOA delivered 2018 & 2019



Month	Adjusted Scheduled Activity (UOA)		
	2017	2018	2019
April	178	107	231
May	703	235	589
June	1,018	1,310	716
July	1,271	1,310	
August	1,838	2,448	
September	2,595	2,448	
October	3,099	3,876	
November	4,050	4,716	
December	5,292	5,031	
January	5,691	5,645	
February	6,910	6,382	
March	8,002	7,416	
April	8,298	8,403	
May	8,361	8,529	
June	8,592	8,529	

#### QUANTITY METRICS (rolling 12 month period)

	Contract Quantity	Contract Base Number	Contract *	Area Team	Region	England
% of all assessments that were assess and fit appliances (case starts)	382	384	99.5%	74.5%	62.1%	60.4%
% of all assessments that were assess and refuse	1	384	0.3%	6.8%	11.2%	11.4%
% of all assessments that were assess and review	1	384	0.3%	18.6%	26.8%	28.3%
% of case starts with a reported IOTN of 3 and Aesthetic Component of 5 or below	0	382	N/A	0.0%	0.1%	0.1%
% of case starts with a reported IOTN of 3 and Aesthetic Component of 6 or above	12	382	3.1%	4.2%	3.7%	4.0%
% of case starts with a reported IOTN of 4	291	382	76.2%	79.7%	78.7%	77.8%
% of case starts with a reported IOTN of 5	77	382	20.2%	15.5%	16.8%	16.7 %
% of concluded courses in receipt of dual-arch fixed appliances	58	342	17.0%	65.5%	77.1%	74.3%
% of concluded courses where treatment was abandoned or discontinued	39	342	11.4%	12.2%	7.4%	6.9%
% of patients satisfied with the treatment they have received	6	6	100.0%	99.3%	95.9%	95.7%

\* Figures in italics indicate that the base number is less than 100.

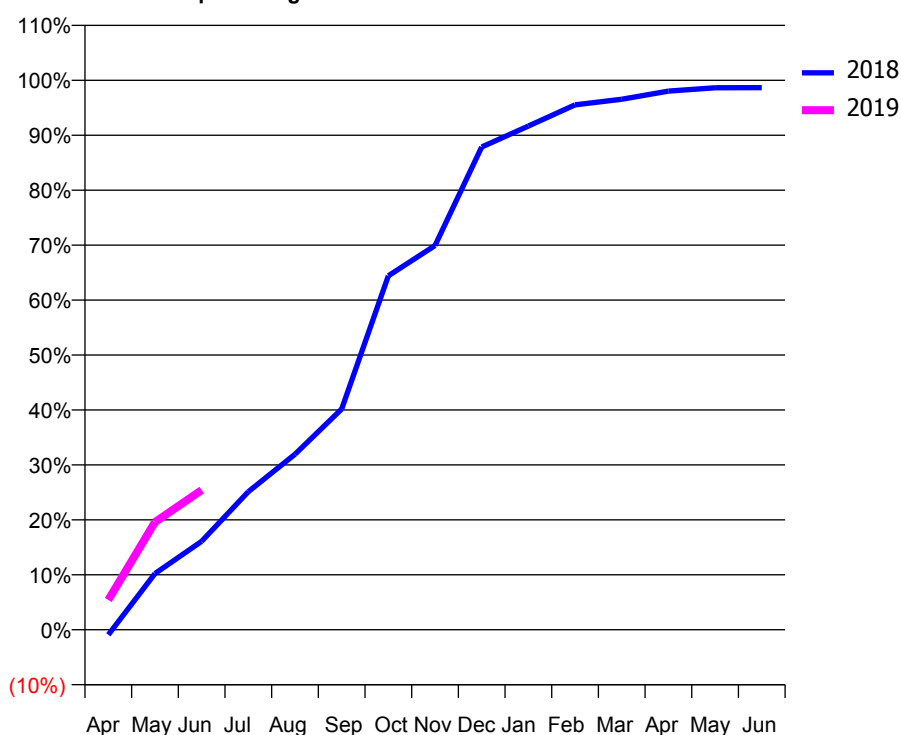
### Q47 - Vital Signs Orthodontic At a Glance Contract Report for 820539/0001 - June 2018

Name or company name	MISS DA FOX	18/19 Contracted general activity (UDA)	0
Contract type name	PDS Contract	Carry forward general activity (UDA)	0
Purpose of contract	Orthodontic	18/19 Contracted orthodontic activity (UOA)	3,960
Contract start date	01/04/2006	Carry forward orthodontic activity (UOA)	0
Contract end date	31/03/2019	Baseline contract value	£264,404.79

ACCESS	Contract	England and Wales
24 month ratio of assessments to patient IDs	1.02	1.09

ACTIVITY	Contract
Contract assess and fit appliances (case starts) as a percentage of Area Team case starts	3.1 %

Cumulative percentage of contracted UOA delivered 2018 & 2019



Month	Adjusted Scheduled Activity (UOA)		
	2017	2018	2019
April	96	-37	215
May	594	405	776
June	959	638	1,007
July	1,410	995	
August	1,622	1,265	
September	1,935	1,591	
October	2,266	2,551	
November	2,490	2,769	
December	2,886	3,479	
January	3,017	3,630	
February	3,531	3,783	
March	3,875	3,823	
April	3,922	3,882	
May	3,922	3,906	
June	3,922	3,907	

#### QUANTITY METRICS (rolling 12 month period)

	Contract Quantity	Contract Base Number	Contract *	Area Team	Region	England
% of all assessments that were assess and fit appliances (case starts)	193	435	44.4%	74.5%	62.1%	60.4%
% of all assessments that were assess and refuse	102	435	23.4%	6.8%	11.2%	11.4%
% of all assessments that were assess and review	140	435	32.2%	18.6%	26.8%	28.3%
% of case starts with a reported IOTN of 3 and Aesthetic Component of 5 or below	0	193	N/A	0.0%	0.1%	0.1%
% of case starts with a reported IOTN of 3 and Aesthetic Component of 6 or above	7	193	3.6%	4.2%	3.7%	4.0%
% of case starts with a reported IOTN of 4	153	193	79.3%	79.7%	78.7%	77.8%
% of case starts with a reported IOTN of 5	33	193	17.1%	15.5%	16.8%	16.7 %
% of concluded courses in receipt of dual-arch fixed appliances	133	167	79.6%	65.5%	77.1%	74.3%
% of concluded courses where treatment was abandoned or discontinued	19	167	11.4%	12.2%	7.4%	6.9%
% of patients satisfied with the treatment they have received	7	7	100.0%	99.3%	95.9%	95.7%

\* Figures in italics indicate that the base number is less than 100.

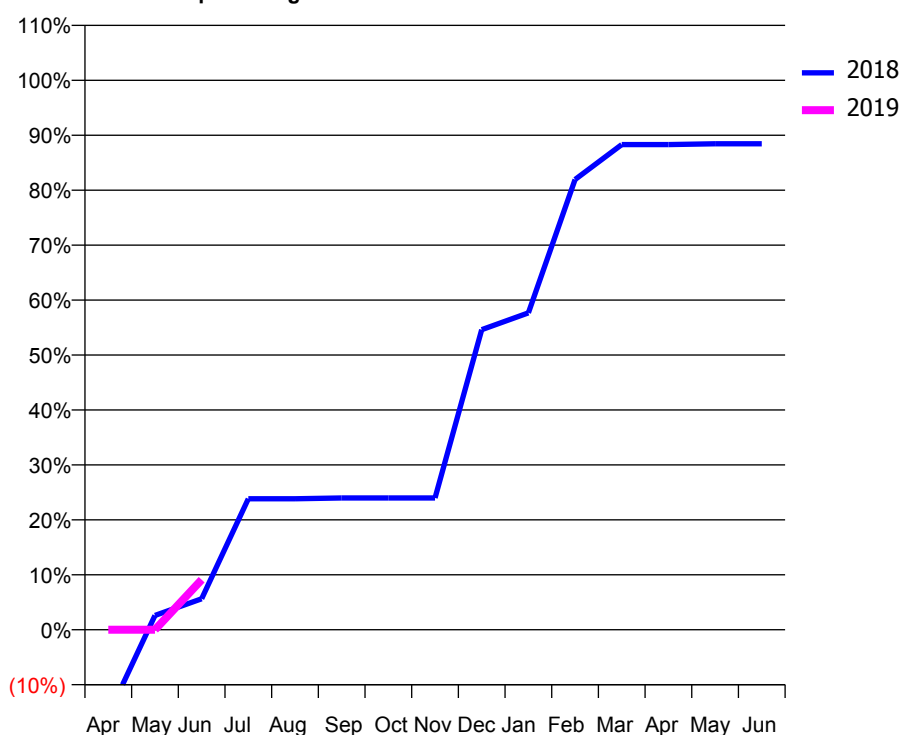
### Q47 - Vital Signs Orthodontic At a Glance Contract Report for 842540/0003 - June 2018

Name or company name	MISS JS PRASAD	18/19 Contracted general activity (UDA)	0
Contract type name	GDS Contract	Carry forward general activity (UDA)	0
Purpose of contract	Orthodontic	18/19 Contracted orthodontic activity (UOA)	692
Contract start date	01/04/2010	Carry forward orthodontic activity (UOA)	0
Contract end date		Baseline contract value	£45,408.50

ACCESS	Contract	England and Wales
24 month ratio of assessments to patient IDs	1.04	1.09

ACTIVITY	Contract
Contract assess and fit appliances (case starts) as a percentage of Area Team case starts	0.5 %

Cumulative percentage of contracted UOA delivered 2018 & 2019



Month	Adjusted Scheduled Activity (UOA)		
	2017	2018	2019
April	13	-108	0
May	13	18	0
June	13	39	63
July	34	165	
August	34	165	
September	34	166	
October	98	166	
November	98	166	
December	98	378	
January	394	399	
February	499	567	
March	499	611	
April	583	611	
May	584	612	
June	584	612	

#### QUANTITY METRICS (rolling 12 month period)

	Contract Quantity	Contract Base Number	Contract *	Area Team	Region	England
% of all assessments that were assess and fit appliances (case starts)	32	39	82.1%	74.5%	62.1%	60.4%
% of all assessments that were assess and refuse	4	39	10.3%	6.8%	11.2%	11.4%
% of all assessments that were assess and review	3	39	7.7%	18.6%	26.8%	28.3%
% of case starts with a reported IOTN of 3 and Aesthetic Component of 5 or below	0	32	N/A	0.0%	0.1%	0.1%
% of case starts with a reported IOTN of 3 and Aesthetic Component of 6 or above	3	32	9.4%	4.2%	3.7%	4.0%
% of case starts with a reported IOTN of 4	26	32	81.3%	79.7%	78.7%	77.8%
% of case starts with a reported IOTN of 5	3	32	9.4%	15.5%	16.8%	16.7%
% of concluded courses in receipt of dual-arch fixed appliances	2	20	10.0%	65.5%	77.1%	74.3%
% of concluded courses where treatment was abandoned or discontinued	0	20	0.0%	12.2%	7.4%	6.9%
% of patients satisfied with the treatment they have received	0	0	N/A	99.3%	95.9%	95.7%

\* Figures in italics indicate that the base number is less than 100.

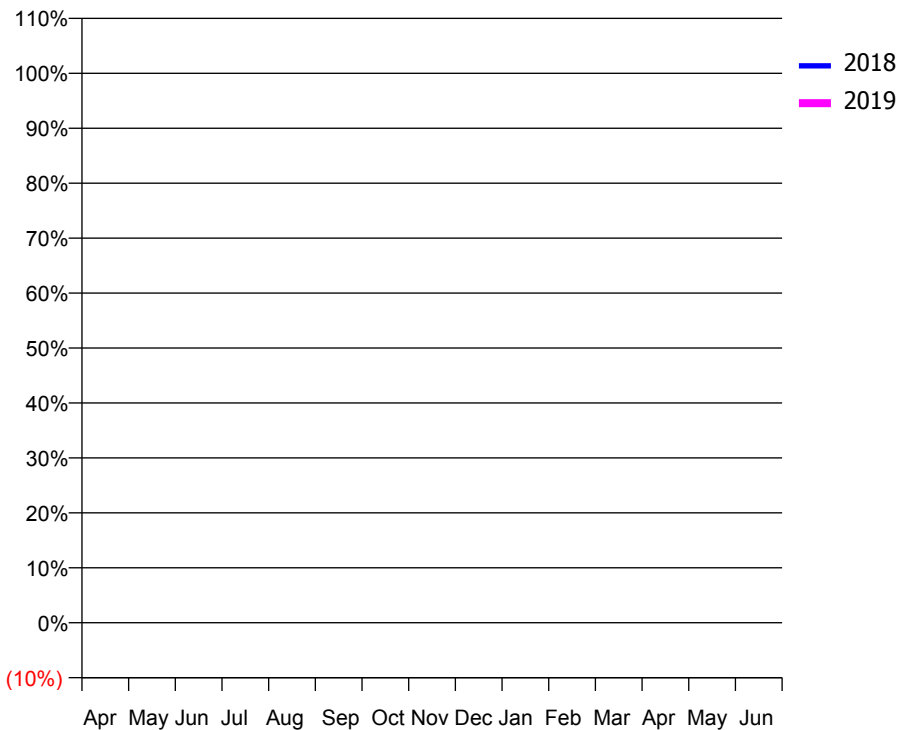
### Q48 - Vital Signs Orthodontic At a Glance Contract Report for 147753/0001 - June 2018

Name or company name	Abercromby Health Centre Partnership	18/19 Contracted general activity (UDA)	13,675
Contract type name	GDS Contract	Carry forward general activity (UDA)	0
Purpose of contract	General	18/19 Contracted orthodontic activity (UOA)	0
Contract start date	15/08/2014	Carry forward orthodontic activity (UOA)	0
Contract end date		Baseline contract value	£422,046.62

ACCESS	Contract	England and Wales
24 month ratio of assessments to patient IDs	1.00	1.09

ACTIVITY	Contract
Contract assess and fit appliances (case starts) as a percentage of Area Team case starts	0.0 %

Cumulative percentage of contracted UOA delivered 2018 & 2019



Month	Adjusted Scheduled Activity (UOA)		
	2017	2018	2019
April	0	0	0
May	0	0	23
June	0	0	23
July	0	0	
August	0	0	
September	0	0	
October	0	0	
November	0	0	
December	0	0	
January	0	0	
February	0	0	
March	0	0	
April	0	0	
May	0	0	
June	0	0	

#### QUANTITY METRICS (rolling 12 month period)

	Contract Quantity	Contract Base Number	Contract *	Area Team	Region	England
% of all assessments that were assess and fit appliances (case starts)	1	1	100.0%	69.4%	62.1%	60.4%
% of all assessments that were assess and refuse	0	1	0.0%	15.1%	11.2%	11.4%
% of all assessments that were assess and review	0	1	0.0%	15.4%	26.8%	28.3%
% of case starts with a reported IOTN of 3 and Aesthetic Component of 5 or below	0	1	N/A	0.0%	0.1%	0.1%
% of case starts with a reported IOTN of 3 and Aesthetic Component of 6 or above	0	1	N/A	4.6%	3.7%	4.0%
% of case starts with a reported IOTN of 4	0	1	N/A	76.3%	78.7%	77.8%
% of case starts with a reported IOTN of 5	0	1	N/A	18.1%	16.8%	16.7 %
% of concluded courses in receipt of dual-arch fixed appliances	0	0	N/A	85.6%	77.1%	74.3%
% of concluded courses where treatment was abandoned or discontinued	0	0	N/A	5.5%	7.4%	6.9%
% of patients satisfied with the treatment they have received	0	0	N/A	95.9%	95.9%	95.7%

\* Figures in italics indicate that the base number is less than 100.

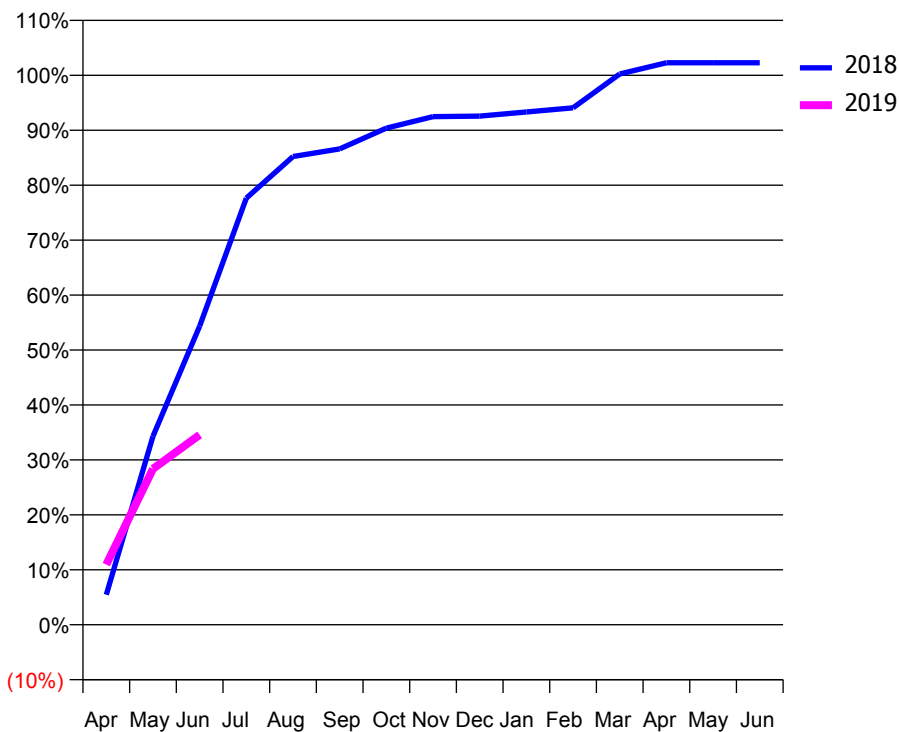
### Q48 - Vital Signs Orthodontic At a Glance Contract Report for 172014/0001 - June 2018

Name or company name	Mrs D Sundarraj	18/19 Contracted general activity (UDA)	0
Contract type name	PDS Contract	Carry forward general activity (UDA)	0
Purpose of contract	General and Orthodontic	18/19 Contracted orthodontic activity (UOA)	3,069
Contract start date	01/01/2011	Carry forward orthodontic activity (UOA)	0
Contract end date	31/03/2019	Baseline contract value	£207,831.42

ACCESS	Contract	England and Wales
24 month ratio of assessments to patient IDs	1.00	1.09

ACTIVITY	Contract
Contract assess and fit appliances (case starts) as a percentage of Area Team case starts	5.3 %

Cumulative percentage of contracted UOA delivered 2018 & 2019



Month	Adjusted Scheduled Activity (UOA)		
	2017	2018	2019
April	106	168	336
May	663	1,053	871
June	1,067	1,668	1,061
July	1,644	2,383	
August	1,749	2,615	
September	1,941	2,658	
October	2,413	2,774	
November	2,710	2,838	
December	3,095	2,841	
January	3,118	2,864	
February	3,120	2,887	
March	3,129	3,076	
April	3,154	3,139	
May	3,154	3,139	
June	3,175	3,139	

#### QUANTITY METRICS (rolling 12 month period)

	Contract Quantity	Contract Base Number	Contract *	Area Team	Region	England
% of all assessments that were assess and fit appliances (case starts)	120	149	80.5%	69.4%	62.1%	60.4%
% of all assessments that were assess and refuse	29	149	19.5%	15.1%	11.2%	11.4%
% of all assessments that were assess and review	0	149	0.0%	15.4%	26.8%	28.3%
% of case starts with a reported IOTN of 3 and Aesthetic Component of 5 or below	0	120	N/A	0.0%	0.1%	0.1%
% of case starts with a reported IOTN of 3 and Aesthetic Component of 6 or above	0	120	N/A	4.6%	3.7%	4.0%
% of case starts with a reported IOTN of 4	102	120	85.0%	76.3%	78.7%	77.8%
% of case starts with a reported IOTN of 5	18	120	15.0%	18.1%	16.8%	16.7%
% of concluded courses in receipt of dual-arch fixed appliances	0	0	N/A	85.6%	77.1%	74.3%
% of concluded courses where treatment was abandoned or discontinued	0	0	N/A	5.5%	7.4%	6.9%
% of patients satisfied with the treatment they have received	2	3	66.7%	95.9%	95.9%	95.7%

\* Figures in italics indicate that the base number is less than 100.

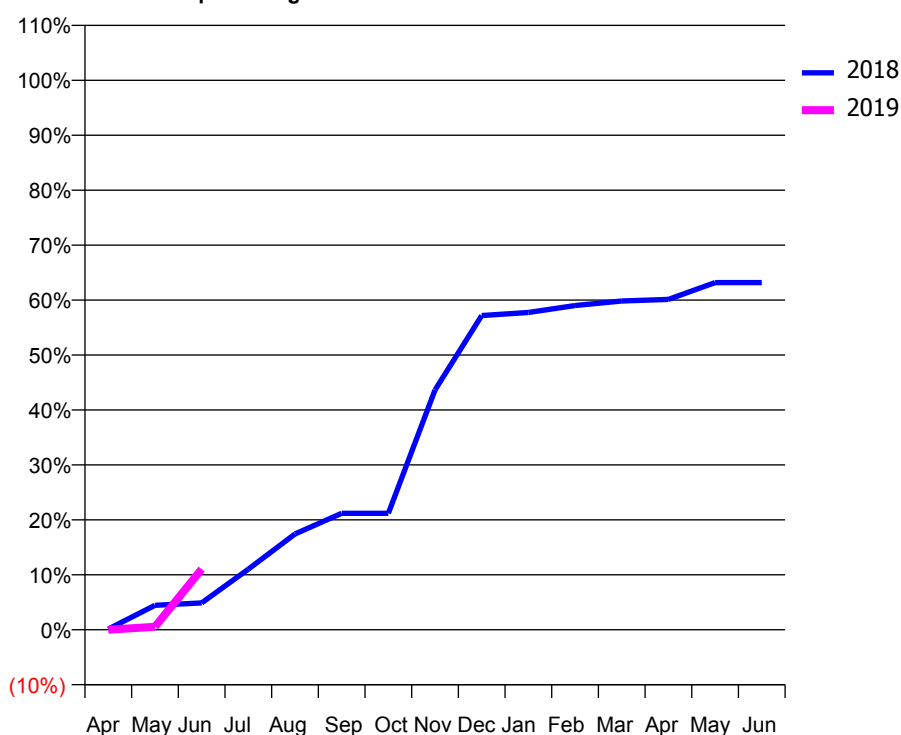
### Q48 - Vital Signs Orthodontic At a Glance Contract Report for 181528/0006 - June 2018

Name or company name	Salaried Dental Service, Knowsley	18/19 Contracted general activity (UDA)	0
Contract type name	PDS Contract	Carry forward general activity (UDA)	0
Purpose of contract	Orthodontic	18/19 Contracted orthodontic activity (UOA)	717
Contract start date	01/04/2015	Carry forward orthodontic activity (UOA)	0
Contract end date	31/03/2021	Baseline contract value	£85,507.63

ACCESS	Contract	England and Wales
24 month ratio of assessments to patient IDs	1.02	1.09

ACTIVITY	Contract
Contract assess and fit appliances (case starts) as a percentage of Area Team case starts	1.3 %

Cumulative percentage of contracted UOA delivered 2018 & 2019



Month	Adjusted Scheduled Activity (UOA)		
	2017	2018	2019
April	85	1	0
May	111	32	4
June	167	35	79
July	233	79	
August	321	125	
September	327	152	
October	376	152	
November	402	313	
December	445	410	
January	488	414	
February	513	423	
March	590	429	
April	628	431	
May	629	453	
June	629	453	

#### QUANTITY METRICS (rolling 12 month period)

	Contract Quantity	Contract Base Number	Contract *	Area Team	Region	England
% of all assessments that were assess and fit appliances (case starts)	29	139	20.9%	69.4%	62.1%	60.4%
% of all assessments that were assess and refuse	28	139	20.1%	15.1%	11.2%	11.4%
% of all assessments that were assess and review	82	139	59.0%	15.4%	26.8%	28.3%
% of case starts with a reported IOTN of 3 and Aesthetic Component of 5 or below	0	29	<i>N/A</i>	0.0%	0.1%	0.1%
% of case starts with a reported IOTN of 3 and Aesthetic Component of 6 or above	0	29	<i>N/A</i>	4.6%	3.7%	4.0%
% of case starts with a reported IOTN of 4	22	29	75.9%	76.3%	78.7%	77.8%
% of case starts with a reported IOTN of 5	7	29	24.1%	18.1%	16.8%	16.7%
% of concluded courses in receipt of dual-arch fixed appliances	27	59	45.8%	85.6%	77.1%	74.3%
% of concluded courses where treatment was abandoned or discontinued	16	59	27.1%	5.5%	7.4%	6.9%
% of patients satisfied with the treatment they have received	0	0	<i>N/A</i>	95.9%	95.9%	95.7%

\* Figures in italics indicate that the base number is less than 100.

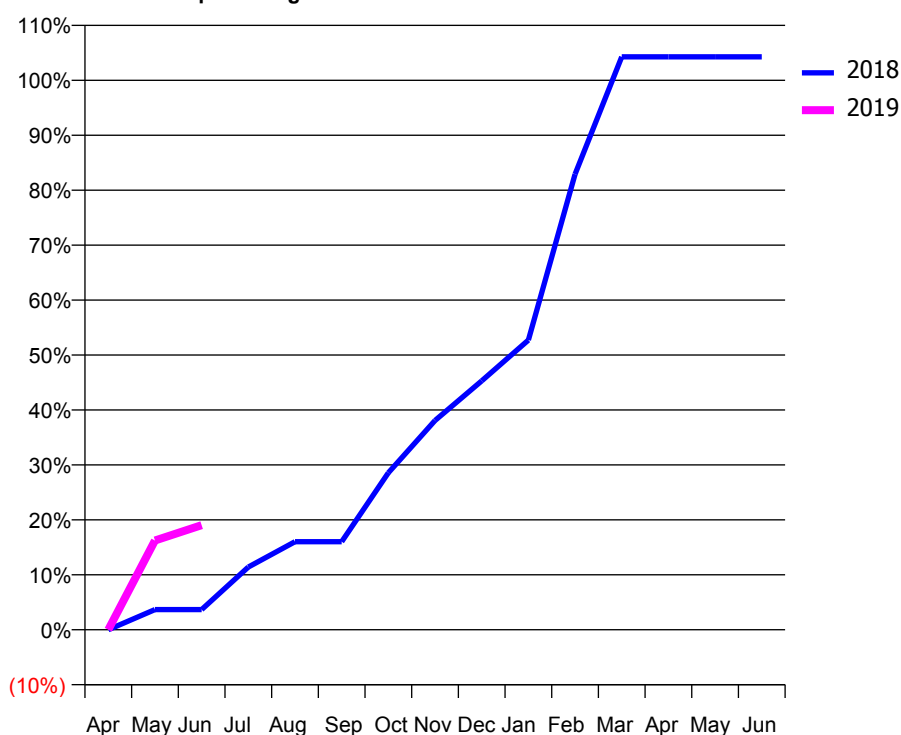
### Q48 - Vital Signs Orthodontic At a Glance Contract Report for 184217/0001 - June 2018

Name or company name	The Liverpool Brace Place Limited	18/19 Contracted general activity (UDA)	0
Contract type name	PDS Contract	Carry forward general activity (UDA)	0
Purpose of contract	General and Orthodontic	18/19 Contracted orthodontic activity (UOA)	9,046
Contract start date	06/04/2014	Carry forward orthodontic activity (UOA)	0
Contract end date	31/03/2019	Baseline contract value	£603,156.12

ACCESS	Contract	England and Wales
24 month ratio of assessments to patient IDs	1.04	1.09

ACTIVITY	Contract
Contract assess and fit appliances (case starts) as a percentage of Area Team case starts	22.6 %

Cumulative percentage of contracted UOA delivered 2018 & 2019



Month	Adjusted Scheduled Activity (UOA)		
	2017	2018	2019
April	0	0	0
May	126	333	1,470
June	126	333	1,722
July	3,575	1,032	
August	8,243	1,451	
September	8,243	1,451	
October	8,842	2,585	
November	9,241	3,446	
December	9,241	4,097	
January	9,369	4,769	
February	9,475	7,499	
March	9,476	9,431	
April	9,476	9,431	
May	9,476	9,431	
June	9,476	9,431	

#### QUANTITY METRICS (rolling 12 month period)

	Contract Quantity	Contract Base Number	Contract *	Area Team	Region	England
% of all assessments that were assess and fit appliances (case starts)	513	560	91.6%	69.4%	62.1%	60.4%
% of all assessments that were assess and refuse	32	560	5.7%	15.1%	11.2%	11.4%
% of all assessments that were assess and review	15	560	2.7%	15.4%	26.8%	28.3%
% of case starts with a reported IOTN of 3 and Aesthetic Component of 5 or below	0	513	N/A	0.0%	0.1%	0.1%
% of case starts with a reported IOTN of 3 and Aesthetic Component of 6 or above	14	513	2.7%	4.6%	3.7%	4.0%
% of case starts with a reported IOTN of 4	399	513	77.8%	76.3%	78.7%	77.8%
% of case starts with a reported IOTN of 5	98	513	19.1%	18.1%	16.8%	16.7%
% of concluded courses in receipt of dual-arch fixed appliances	222	234	94.9%	85.6%	77.1%	74.3%
% of concluded courses where treatment was abandoned or discontinued	2	234	0.9%	5.5%	7.4%	6.9%
% of patients satisfied with the treatment they have received	12	13	92.3%	95.9%	95.9%	95.7%

\* Figures in italics indicate that the base number is less than 100.



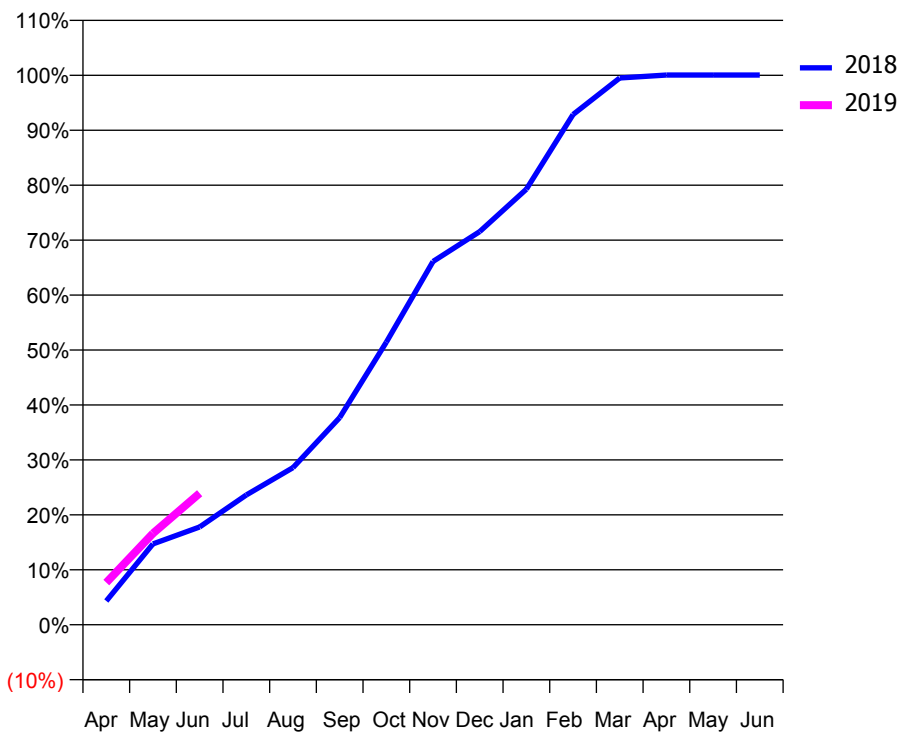
### Q48 - Vital Signs Orthodontic At a Glance Contract Report for 329398/0001 - June 2018

Name or company name	MR DJ PLUNKETT	18/19 Contracted general activity (UDA)	0
Contract type name	PDS Contract	Carry forward general activity (UDA)	0
Purpose of contract	Orthodontic	18/19 Contracted orthodontic activity (UOA)	5,020
Contract start date	01/04/2006	Carry forward orthodontic activity (UOA)	0
Contract end date	31/03/2019	Baseline contract value	£328,211.70

ACCESS	Contract	England and Wales
24 month ratio of assessments to patient IDs	1.07	1.09

ACTIVITY	Contract
Contract assess and fit appliances (case starts) as a percentage of Area Team case starts	10.7 %

Cumulative percentage of contracted UOA delivered 2018 & 2019



Month	Adjusted Scheduled Activity (UOA)		
	2017	2018	2019
April	293	217	385
May	618	739	835
June	1,034	894	1,202
July	1,580	1,186	
August	2,195	1,436	
September	2,621	1,893	
October	2,990	2,582	
November	3,218	3,319	
December	3,497	3,592	
January	3,916	3,979	
February	4,643	4,662	
March	4,982	4,995	
April	5,003	5,022	
May	5,010	5,022	
June	5,010	5,022	

#### QUANTITY METRICS (rolling 12 month period)

	Contract Quantity	Contract Base Number	Contract *	Area Team	Region	England
% of all assessments that were assess and fit appliances (case starts)	244	451	54.1%	69.4%	62.1%	60.4%
% of all assessments that were assess and refuse	68	451	15.1%	15.1%	11.2%	11.4%
% of all assessments that were assess and review	139	451	30.8%	15.4%	26.8%	28.3%
% of case starts with a reported IOTN of 3 and Aesthetic Component of 5 or below	0	244	N/A	0.0%	0.1%	0.1%
% of case starts with a reported IOTN of 3 and Aesthetic Component of 6 or above	16	244	6.6%	4.6%	3.7%	4.0%
% of case starts with a reported IOTN of 4	187	244	76.6%	76.3%	78.7%	77.8%
% of case starts with a reported IOTN of 5	41	244	16.8%	18.1%	16.8%	16.7 %
% of concluded courses in receipt of dual-arch fixed appliances	181	203	89.2%	85.6%	77.1%	74.3%
% of concluded courses where treatment was abandoned or discontinued	10	203	4.9%	5.5%	7.4%	6.9%
% of patients satisfied with the treatment they have received	1	1	100.0%	95.9%	95.9%	95.7%

\* Figures in italics indicate that the base number is less than 100.

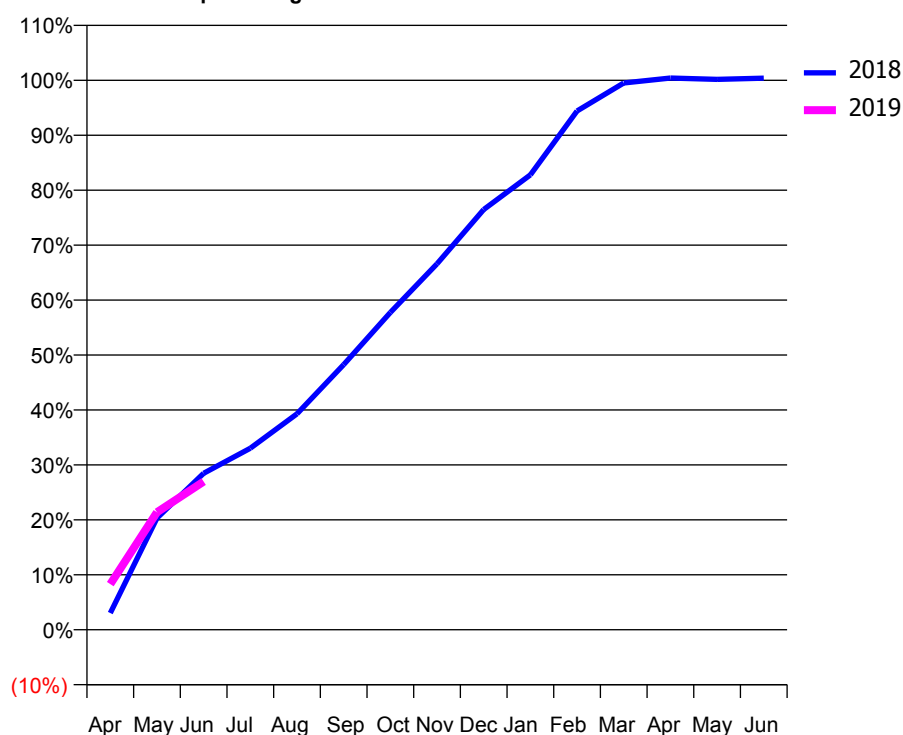
### Q48 - Vital Signs Orthodontic At a Glance Contract Report for 634816/0001 - June 2018

Name or company name	MR TH MARTIN	18/19 Contracted general activity (UDA)	0
Contract type name	PDS Contract	Carry forward general activity (UDA)	0
Purpose of contract	General and Orthodontic	18/19 Contracted orthodontic activity (UOA)	9,644
Contract start date	01/04/2006	Carry forward orthodontic activity (UOA)	0
Contract end date	31/03/2019	Baseline contract value	£656,145.91

ACCESS	Contract	England and Wales
24 month ratio of assessments to patient IDs	1.07	1.09

ACTIVITY	Contract
Contract assess and fit appliances (case starts) as a percentage of Area Team case starts	19.6 %

Cumulative percentage of contracted UOA delivered 2018 & 2019



Month	Adjusted Scheduled Activity (UOA)		
	2017	2018	2019
April	594	294	802
May	2,014	1,960	2,062
June	2,462	2,746	2,601
July	3,088	3,187	
August	3,698	3,791	
September	4,852	4,654	
October	5,653	5,569	
November	6,407	6,424	
December	7,535	7,375	
January	7,802	7,985	
February	8,880	9,105	
March	9,426	9,596	
April	9,749	9,683	
May	9,770	9,659	
June	9,770	9,680	

#### QUANTITY METRICS (rolling 12 month period)

	Contract Quantity	Contract Base Number	Contract *	Area Team	Region	England
% of all assessments that were assess and fit appliances (case starts)	444	718	61.8%	69.4%	62.1%	60.4%
% of all assessments that were assess and refuse	106	718	14.8%	15.1%	11.2%	11.4%
% of all assessments that were assess and review	168	718	23.4%	15.4%	26.8%	28.3%
% of case starts with a reported IOTN of 3 and Aesthetic Component of 5 or below	1	444	0.2%	0.0%	0.1%	0.1%
% of case starts with a reported IOTN of 3 and Aesthetic Component of 6 or above	37	444	8.3%	4.6%	3.7%	4.0%
% of case starts with a reported IOTN of 4	324	444	73.0%	76.3%	78.7%	77.8%
% of case starts with a reported IOTN of 5	81	444	18.2%	18.1%	16.8%	16.7%
% of concluded courses in receipt of dual-arch fixed appliances	309	392	78.8%	85.6%	77.1%	74.3%
% of concluded courses where treatment was abandoned or discontinued	34	392	8.7%	5.5%	7.4%	6.9%
% of patients satisfied with the treatment they have received	6	6	100.0%	95.9%	95.9%	95.7%

\* Figures in italics indicate that the base number is less than 100.

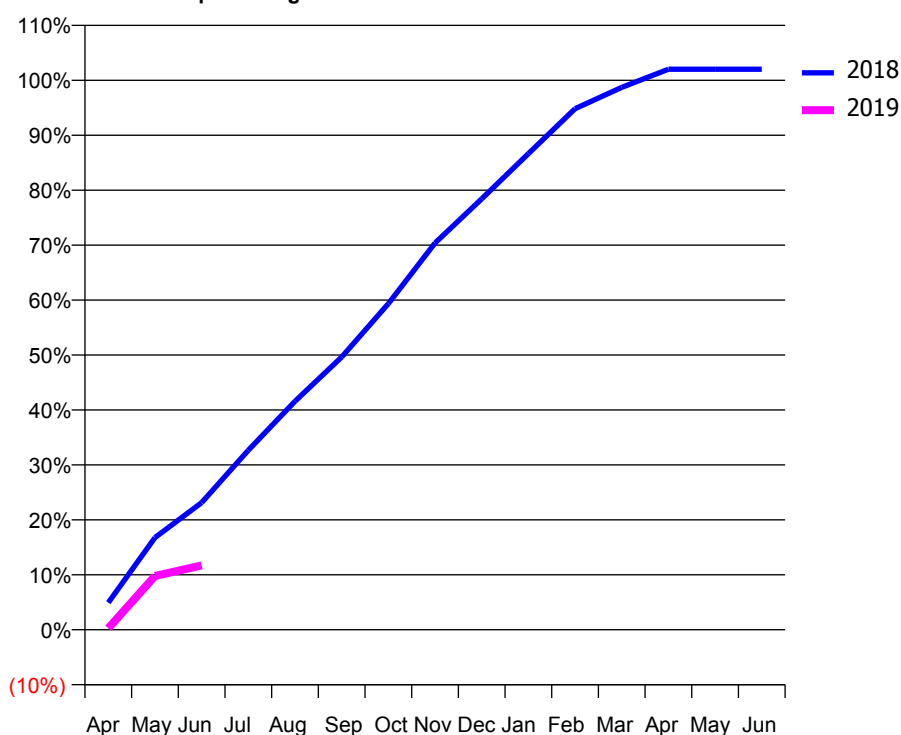
### Q48 - Vital Signs Orthodontic At a Glance Contract Report for 675857/0002 - June 2018

Name or company name	MR JW DWYER	18/19 Contracted general activity (UDA)	0
Contract type name	PDS Contract	Carry forward general activity (UDA)	0
Purpose of contract	Orthodontic	18/19 Contracted orthodontic activity (UOA)	7,720
Contract start date	01/04/2014	Carry forward orthodontic activity (UOA)	0
Contract end date	31/03/2019	Baseline contract value	£416,760.15

ACCESS	Contract	England and Wales
24 month ratio of assessments to patient IDs	1.00	1.09

ACTIVITY	Contract
Contract assess and fit appliances (case starts) as a percentage of Area Team case starts	14.4 %

Cumulative percentage of contracted UOA delivered 2018 & 2019



Month	Adjusted Scheduled Activity (UOA)		
	2017	2018	2019
April	575	382	22
May	1,574	1,295	756
June	1,703	1,786	903
July	3,062	2,522	
August	3,062	3,211	
September	4,516	3,832	
October	5,138	4,582	
November	5,949	5,434	
December	6,460	6,055	
January	6,924	6,689	
February	7,292	7,321	
March	7,613	7,621	
April	7,761	7,875	
May	7,761	7,875	
June	7,761	7,875	

#### QUANTITY METRICS (rolling 12 month period)

	Contract Quantity	Contract Base Number	Contract *	Area Team	Region	England
% of all assessments that were assess and fit appliances (case starts)	327	449	72.8%	69.4%	62.1%	60.4%
% of all assessments that were assess and refuse	96	449	21.4%	15.1%	11.2%	11.4%
% of all assessments that were assess and review	26	449	5.8%	15.4%	26.8%	28.3%
% of case starts with a reported IOTN of 3 and Aesthetic Component of 5 or below	0	327	N/A	0.0%	0.1%	0.1%
% of case starts with a reported IOTN of 3 and Aesthetic Component of 6 or above	20	327	6.1%	4.6%	3.7%	4.0%
% of case starts with a reported IOTN of 4	238	327	72.8%	76.3%	78.7%	77.8%
% of case starts with a reported IOTN of 5	64	327	19.6%	18.1%	16.8%	16.7%
% of concluded courses in receipt of dual-arch fixed appliances	338	359	94.2%	85.6%	77.1%	74.3%
% of concluded courses where treatment was abandoned or discontinued	15	359	4.2%	5.5%	7.4%	6.9%
% of patients satisfied with the treatment they have received	12	12	100.0%	95.9%	95.9%	95.7%

\* Figures in italics indicate that the base number is less than 100.

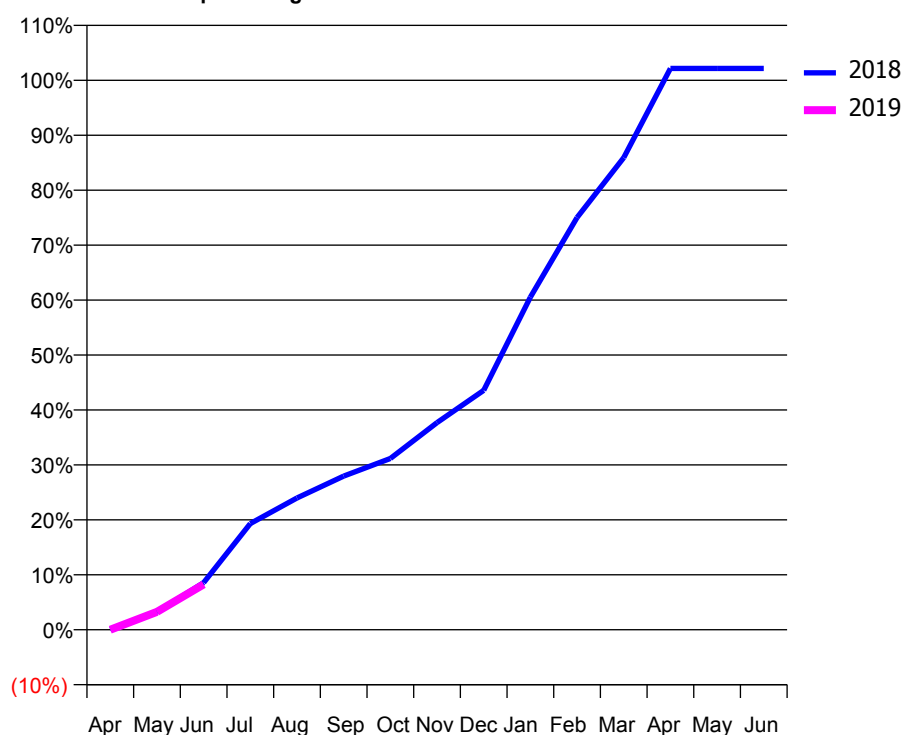
### Q48 - Vital Signs Orthodontic At a Glance Contract Report for 829188/0002 - June 2018

Name or company name	MR WW LEE	18/19 Contracted general activity (UDA)	0
Contract type name	PDS Contract	Carry forward general activity (UDA)	0
Purpose of contract	General and Orthodontic	18/19 Contracted orthodontic activity (UOA)	5,911
Contract start date	01/04/2006	Carry forward orthodontic activity (UOA)	0
Contract end date	31/03/2019	Baseline contract value	£317,176.15

ACCESS	Contract	England and Wales
24 month ratio of assessments to patient IDs	1.01	1.09

ACTIVITY	Contract
Contract assess and fit appliances (case starts) as a percentage of Area Team case starts	12.6 %

Cumulative percentage of contracted UOA delivered 2018 & 2019



Month	Adjusted Scheduled Activity (UOA)		
	2017	2018	2019
April	0	0	0
May	171	190	193
June	594	507	489
July	1,303	1,142	
August	1,324	1,418	
September	1,579	1,653	
October	2,629	1,843	
November	3,265	2,228	
December	3,712	2,575	
January	3,754	3,578	
February	4,817	4,434	
March	5,583	5,079	
April	6,015	6,038	
May	6,035	6,038	
June	6,035	6,038	

#### QUANTITY METRICS (rolling 12 month period)

	Contract Quantity	Contract Base Number	Contract *	Area Team	Region	England
% of all assessments that were assess and fit appliances (case starts)	287	368	78.0%	69.4%	62.1%	60.4%
% of all assessments that were assess and refuse	81	368	22.0%	15.1%	11.2%	11.4%
% of all assessments that were assess and review	0	368	0.0%	15.4%	26.8%	28.3%
% of case starts with a reported IOTN of 3 and Aesthetic Component of 5 or below	0	287	N/A	0.0%	0.1%	0.1%
% of case starts with a reported IOTN of 3 and Aesthetic Component of 6 or above	2	287	0.7%	4.6%	3.7%	4.0%
% of case starts with a reported IOTN of 4	230	287	80.1%	76.3%	78.7%	77.8%
% of case starts with a reported IOTN of 5	44	287	15.3%	18.1%	16.8%	16.7%
% of concluded courses in receipt of dual-arch fixed appliances	211	240	87.9%	85.6%	77.1%	74.3%
% of concluded courses where treatment was abandoned or discontinued	17	240	7.1%	5.5%	7.4%	6.9%
% of patients satisfied with the treatment they have received	9	9	100.0%	95.9%	95.9%	95.7%

\* Figures in italics indicate that the base number is less than 100.

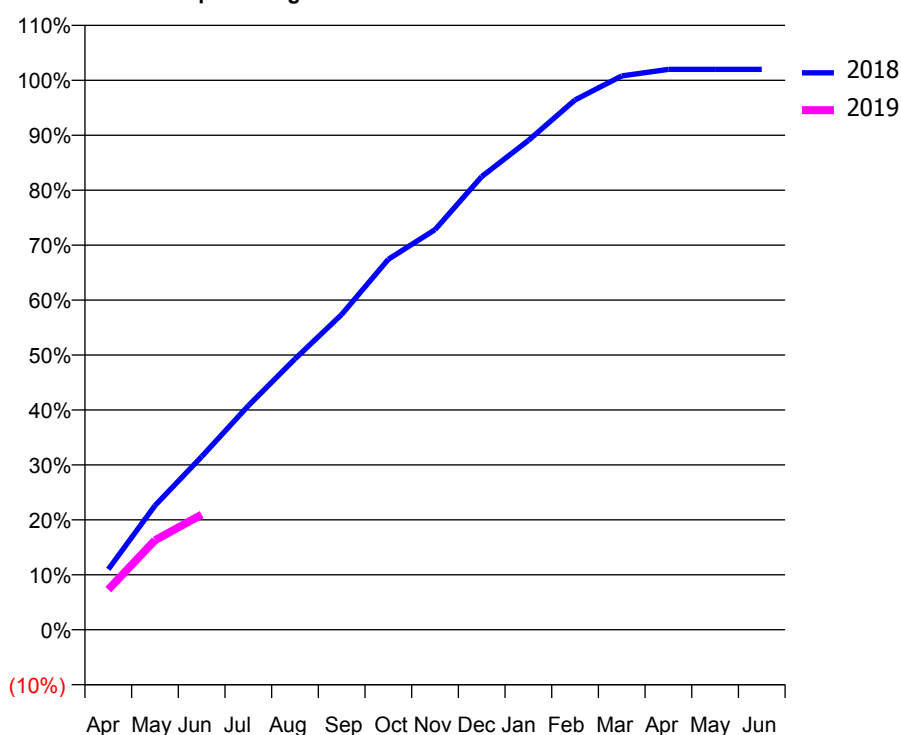
### Q48 - Vital Signs Orthodontic At a Glance Contract Report for 910147/0001 - June 2018

Name or company name	MR RC WOODIER	18/19 Contracted general activity (UDA)	0
Contract type name	PDS Contract	Carry forward general activity (UDA)	0
Purpose of contract	General and Orthodontic	18/19 Contracted orthodontic activity (UOA)	5,555
Contract start date	01/04/2006	Carry forward orthodontic activity (UOA)	0
Contract end date	31/03/2019	Baseline contract value	£381,451.58

ACCESS	Contract	England and Wales
24 month ratio of assessments to patient IDs	1.06	1.09

ACTIVITY	Contract
Contract assess and fit appliances (case starts) as a percentage of Area Team case starts	10.4 %

Cumulative percentage of contracted UOA delivered 2018 & 2019



Month	Adjusted Scheduled Activity (UOA)		
	2017	2018	2019
April	370	611	406
May	1,404	1,256	905
June	1,794	1,750	1,164
July	2,410	2,265	
August	2,846	2,738	
September	3,298	3,188	
October	3,734	3,745	
November	4,293	4,045	
December	4,735	4,581	
January	5,186	4,946	
February	5,623	5,356	
March	5,662	5,599	
April	5,687	5,665	
May	5,666	5,665	
June	5,666	5,665	

#### QUANTITY METRICS (rolling 12 month period)

	Contract Quantity	Contract Base Number	Contract *	Area Team	Region	England
% of all assessments that were assess and fit appliances (case starts)	237	360	65.8%	69.4%	62.1%	60.4%
% of all assessments that were assess and refuse	55	360	15.3%	15.1%	11.2%	11.4%
% of all assessments that were assess and review	68	360	18.9%	15.4%	26.8%	28.3%
% of case starts with a reported IOTN of 3 and Aesthetic Component of 5 or below	0	237	N/A	0.0%	0.1%	0.1%
% of case starts with a reported IOTN of 3 and Aesthetic Component of 6 or above	16	237	6.8%	4.6%	3.7%	4.0%
% of case starts with a reported IOTN of 4	172	237	72.6%	76.3%	78.7%	77.8%
% of case starts with a reported IOTN of 5	48	237	20.3%	18.1%	16.8%	16.7%
% of concluded courses in receipt of dual-arch fixed appliances	196	242	81.0%	85.6%	77.1%	74.3%
% of concluded courses where treatment was abandoned or discontinued	1	242	0.4%	5.5%	7.4%	6.9%
% of patients satisfied with the treatment they have received	4	4	100.0%	95.9%	95.9%	95.7%

\* Figures in italics indicate that the base number is less than 100.

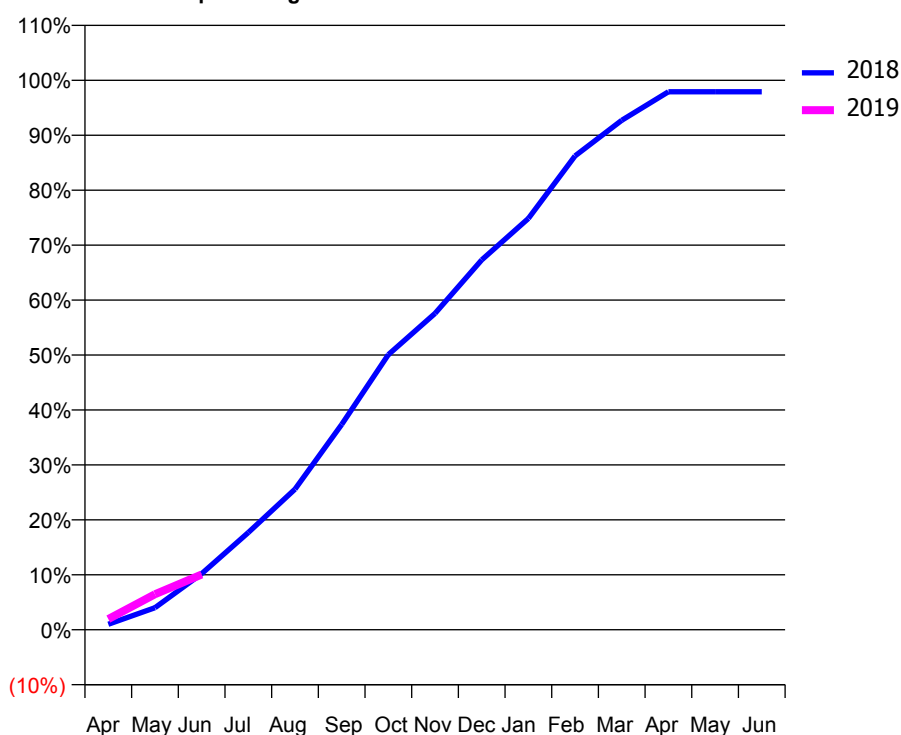
### Q49 - Vital Signs Orthodontic At a Glance Contract Report for 122955/0001 - June 2018

Name or company name	Derwent House Orthodontics LTD	18/19 Contracted general activity (UDA)	0
Contract type name	PDS Contract	Carry forward general activity (UDA)	0
Purpose of contract	Orthodontic	18/19 Contracted orthodontic activity (UOA)	6,490
Contract start date	01/04/2011	Carry forward orthodontic activity (UOA)	0
Contract end date	31/03/2019	Baseline contract value	£420,234.09

ACCESS	Contract	England and Wales
24 month ratio of assessments to patient IDs	1.00	1.09

ACTIVITY	Contract
Contract assess and fit appliances (case starts) as a percentage of Area Team case starts	5.2 %

Cumulative percentage of contracted UOA delivered 2018 & 2019



Month	Adjusted Scheduled Activity (UOA)		
	2017	2018	2019
April	0	65	126
May	448	261	420
June	680	662	653
July	871	1,149	
August	1,146	1,660	
September	2,034	2,424	
October	2,727	3,250	
November	3,189	3,736	
December	4,483	4,369	
January	4,805	4,858	
February	5,015	5,597	
March	5,316	6,017	
April	5,484	6,355	
May	5,505	6,355	
June	5,505	6,355	

#### QUANTITY METRICS (rolling 12 month period)

	Contract Quantity	Contract Base Number	Contract *	Area Team	Region	England
% of all assessments that were assess and fit appliances (case starts)	303	305	99.3%	47.7%	62.1%	60.4%
% of all assessments that were assess and refuse	2	305	0.7%	13.4%	11.2%	11.4%
% of all assessments that were assess and review	0	305	0.0%	38.9%	26.8%	28.3%
% of case starts with a reported IOTN of 3 and Aesthetic Component of 5 or below	0	303	N/A	0.1%	0.1%	0.1%
% of case starts with a reported IOTN of 3 and Aesthetic Component of 6 or above	1	303	0.3%	2.3%	3.7%	4.0%
% of case starts with a reported IOTN of 4	285	303	94.1%	81.9%	78.7%	77.8%
% of case starts with a reported IOTN of 5	8	303	2.6%	14.6%	16.8%	16.7 %
% of concluded courses in receipt of dual-arch fixed appliances	226	245	92.2%	75.8%	77.1%	74.3%
% of concluded courses where treatment was abandoned or discontinued	5	245	2.0%	7.6%	7.4%	6.9%
% of patients satisfied with the treatment they have received	5	5	100.0%	92.9%	95.9%	95.7%

\* Figures in italics indicate that the base number is less than 100.

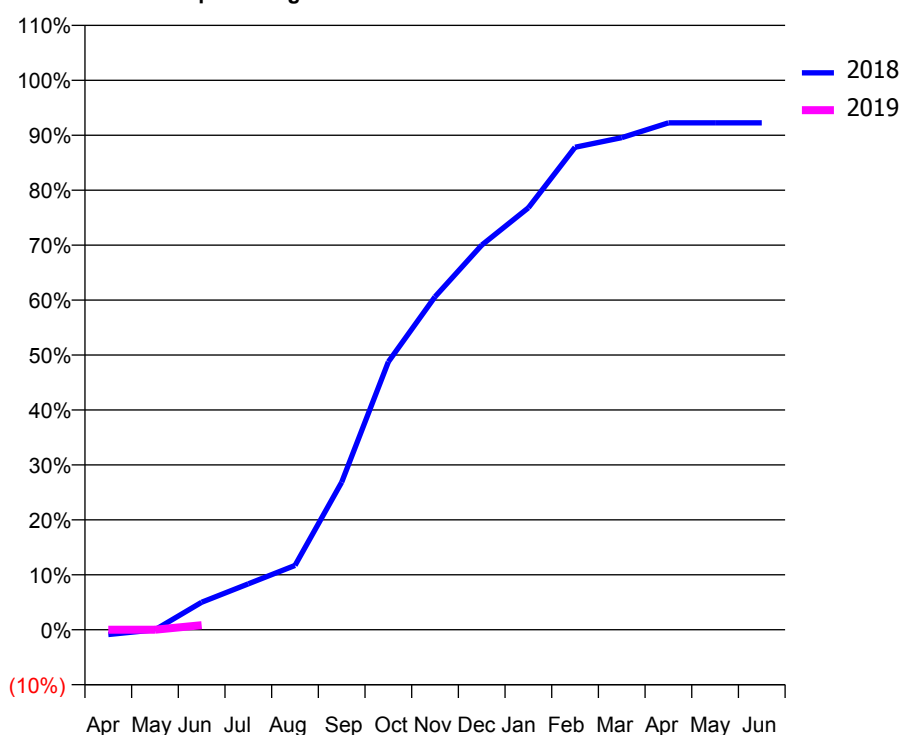
### Q49 - Vital Signs Orthodontic At a Glance Contract Report for 122955/0002 - June 2018

Name or company name	Derwent House Orthodontics LTD	18/19 Contracted general activity (UDA)	0
Contract type name	PDS Contract	Carry forward general activity (UDA)	0
Purpose of contract	Orthodontic	18/19 Contracted orthodontic activity (UOA)	2,500
Contract start date	01/04/2011	Carry forward orthodontic activity (UOA)	0
Contract end date	31/03/2020	Baseline contract value	£150,586.44

ACCESS	Contract	England and Wales
24 month ratio of assessments to patient IDs	1.01	1.09

ACTIVITY	Contract
Contract assess and fit appliances (case starts) as a percentage of Area Team case starts	1.8 %

Cumulative percentage of contracted UOA delivered 2018 & 2019



Month	Adjusted Scheduled Activity (UOA)		
	2017	2018	2019
April	0	-22	0
May	420	-1	0
June	462	125	21
July	526	209	
August	592	293	
September	718	671	
October	997	1,219	
November	1,039	1,515	
December	2,054	1,750	
January	2,098	1,920	
February	2,161	2,195	
March	2,352	2,239	
April	2,436	2,306	
May	2,436	2,306	
June	2,436	2,306	

#### QUANTITY METRICS (rolling 12 month period)

	Contract Quantity	Contract Base Number	Contract *	Area Team	Region	England
% of all assessments that were assess and fit appliances (case starts)	104	104	100.0%	47.7%	62.1%	60.4%
% of all assessments that were assess and refuse	0	104	0.0%	13.4%	11.2%	11.4%
% of all assessments that were assess and review	0	104	0.0%	38.9%	26.8%	28.3%
% of case starts with a reported IOTN of 3 and Aesthetic Component of 5 or below	0	104	N/A	0.1%	0.1%	0.1%
% of case starts with a reported IOTN of 3 and Aesthetic Component of 6 or above	1	104	1.0%	2.3%	3.7%	4.0%
% of case starts with a reported IOTN of 4	101	104	97.1%	81.9%	78.7%	77.8%
% of case starts with a reported IOTN of 5	0	104	N/A	14.6%	16.8%	16.7 %
% of concluded courses in receipt of dual-arch fixed appliances	86	91	94.5%	75.8%	77.1%	74.3%
% of concluded courses where treatment was abandoned or discontinued	2	91	2.2%	7.6%	7.4%	6.9%
% of patients satisfied with the treatment they have received	3	3	100.0%	92.9%	95.9%	95.7%

\* Figures in italics indicate that the base number is less than 100.

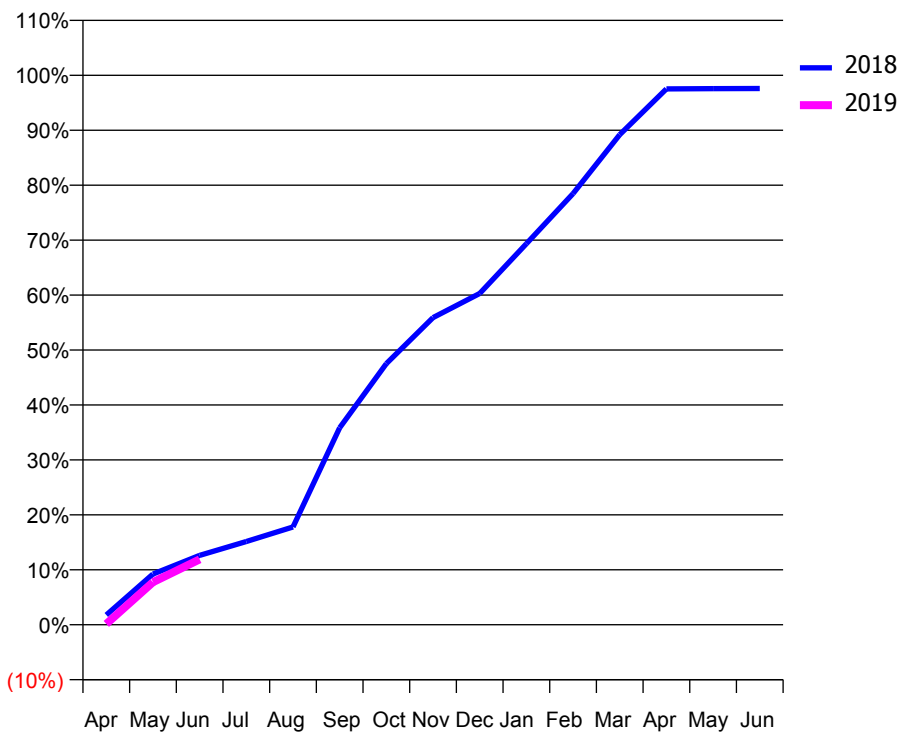
### Q49 - Vital Signs Orthodontic At a Glance Contract Report for 126624/0001 - June 2018

Name or company name	The Killingworth Dental Practice Partnership	18/19 Contracted general activity (UDA)	58,286
Contract type name	GDS Contract	Carry forward general activity (UDA)	0
Purpose of contract	General and Orthodontic	18/19 Contracted orthodontic activity (UOA)	2,619
Contract start date	01/05/2013	Carry forward orthodontic activity (UOA)	0
Contract end date		Baseline contract value	£1,869,913.22

ACCESS	Contract	England and Wales
24 month ratio of assessments to patient IDs	1.07	1.09

ACTIVITY	Contract
Contract assess and fit appliances (case starts) as a percentage of Area Team case starts	2.0 %

Cumulative percentage of contracted UOA delivered 2018 & 2019



Month	Adjusted Scheduled Activity (UOA)		
	2017	2018	2019
April	0	47	4
May	172	242	203
June	341	331	312
July	364	397	
August	748	466	
September	882	939	
October	1,137	1,245	
November	1,545	1,464	
December	1,714	1,579	
January	1,909	1,816	
February	2,163	2,055	
March	2,375	2,336	
April	2,608	2,554	
May	2,629	2,555	
June	2,629	2,556	

#### QUANTITY METRICS (rolling 12 month period)

	Contract Quantity	Contract Base Number	Contract *	Area Team	Region	England
% of all assessments that were assess and fit appliances (case starts)	116	217	53.5%	47.7%	62.1%	60.4%
% of all assessments that were assess and refuse	60	217	27.6%	13.4%	11.2%	11.4%
% of all assessments that were assess and review	41	217	18.9%	38.9%	26.8%	28.3%
% of case starts with a reported IOTN of 3 and Aesthetic Component of 5 or below	0	116	N/A	0.1%	0.1%	0.1%
% of case starts with a reported IOTN of 3 and Aesthetic Component of 6 or above	4	116	3.4%	2.3%	3.7%	4.0%
% of case starts with a reported IOTN of 4	100	116	86.2%	81.9%	78.7%	77.8%
% of case starts with a reported IOTN of 5	12	116	10.3%	14.6%	16.8%	16.7%
% of concluded courses in receipt of dual-arch fixed appliances	3	9	33.3%	75.8%	77.1%	74.3%
% of concluded courses where treatment was abandoned or discontinued	6	9	66.7%	7.6%	7.4%	6.9%
% of patients satisfied with the treatment they have received	3	3	100.0%	92.9%	95.9%	95.7%

\* Figures in italics indicate that the base number is less than 100.



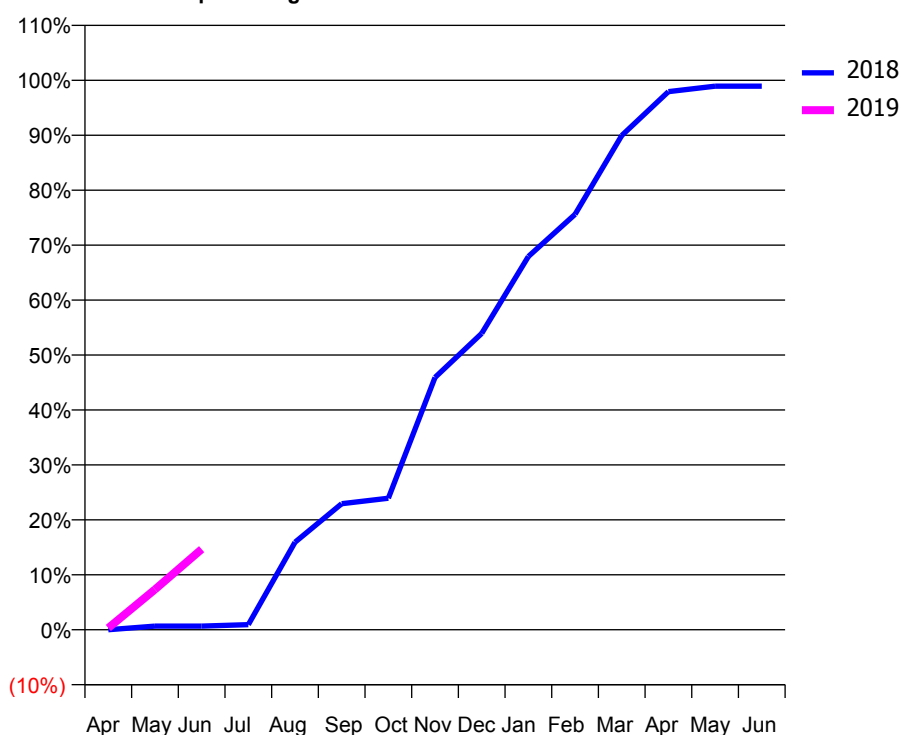
### Q49 - Vital Signs Orthodontic At a Glance Contract Report for 141593/0001 - June 2018

Name or company name	J R P Jones and Associates	18/19 Contracted general activity (UDA)	26,411
Contract type name	GDS Contract	Carry forward general activity (UDA)	0
Purpose of contract	General and Orthodontic	18/19 Contracted orthodontic activity (UOA)	300
Contract start date	01/03/2012	Carry forward orthodontic activity (UOA)	0
Contract end date		Baseline contract value	£705,924.32

ACCESS	Contract	England and Wales
24 month ratio of assessments to patient IDs	1.01	1.09

ACTIVITY	Contract
Contract assess and fit appliances (case starts) as a percentage of Area Team case starts	0.3 %

Cumulative percentage of contracted UOA delivered 2018 & 2019



Month	Adjusted Scheduled Activity (UOA)		
	2017	2018	2019
April	0	0	1
May	1	2	22
June	23	2	44
July	45	3	
August	74	48	
September	119	69	
October	144	72	
November	189	138	
December	211	162	
January	216	204	
February	243	227	
March	266	270	
April	270	294	
May	270	297	
June	271	297	

#### QUANTITY METRICS (rolling 12 month period)

	Contract Quantity	Contract Base Number	Contract *	Area Team	Region	England
% of all assessments that were assess and fit appliances (case starts)	15	42	35.7%	47.7%	62.1%	60.4%
% of all assessments that were assess and refuse	9	42	21.4%	13.4%	11.2%	11.4%
% of all assessments that were assess and review	18	42	42.9%	38.9%	26.8%	28.3%
% of case starts with a reported IOTN of 3 and Aesthetic Component of 5 or below	0	15	<i>N/A</i>	0.1%	0.1%	0.1%
% of case starts with a reported IOTN of 3 and Aesthetic Component of 6 or above	1	15	6.7%	2.3%	3.7%	4.0%
% of case starts with a reported IOTN of 4	14	15	93.3%	81.9%	78.7%	77.8%
% of case starts with a reported IOTN of 5	0	15	<i>N/A</i>	14.6%	16.8%	16.7%
% of concluded courses in receipt of dual-arch fixed appliances	4	5	80.0%	75.8%	77.1%	74.3%
% of concluded courses where treatment was abandoned or discontinued	0	5	0.0%	7.6%	7.4%	6.9%
% of patients satisfied with the treatment they have received	1	1	100.0%	92.9%	95.9%	95.7%

\* Figures in italics indicate that the base number is less than 100.

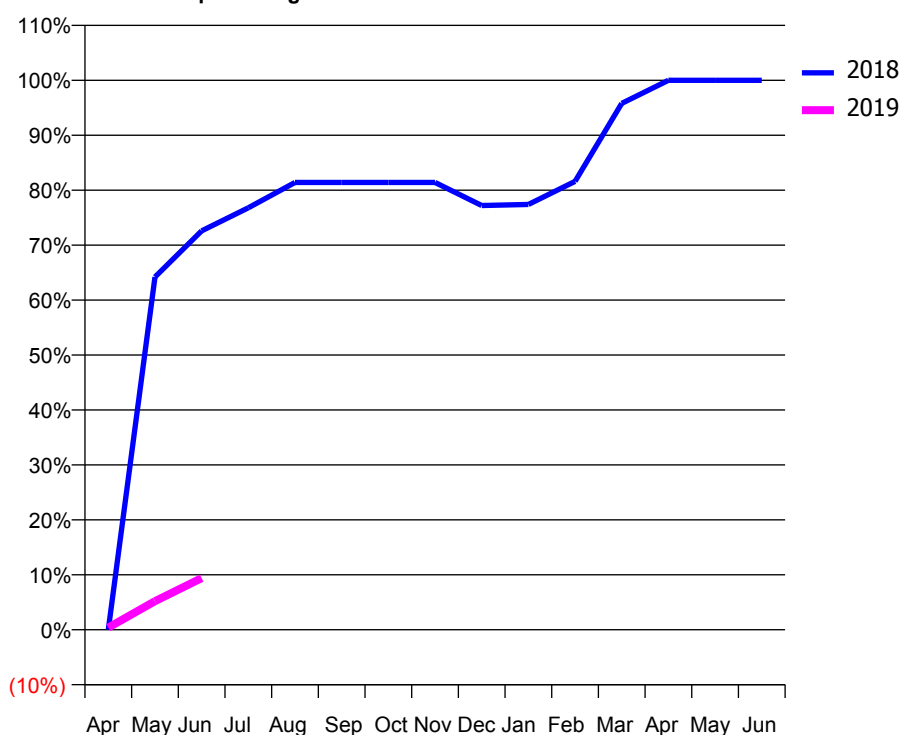
### Q49 - Vital Signs Orthodontic At a Glance Contract Report for 141852/0001 - June 2018

Name or company name	Perfect Smile Gateshead Partnership	18/19 Contracted general activity (UDA)	28,872
Contract type name	GDS Contract	Carry forward general activity (UDA)	0
Purpose of contract	General and Orthodontic	18/19 Contracted orthodontic activity (UOA)	500
Contract start date	01/07/2014	Carry forward orthodontic activity (UOA)	0
Contract end date		Baseline contract value	£858,767.72

ACCESS	Contract	England and Wales
24 month ratio of assessments to patient IDs	1.20	1.09

ACTIVITY	Contract
Contract assess and fit appliances (case starts) as a percentage of Area Team case starts	0.2 %

Cumulative percentage of contracted UOA delivered 2018 & 2019



Month	Adjusted Scheduled Activity (UOA)		
	2017	2018	2019
April	130	0	2
May	161	321	26
June	184	363	47
July	278	384	
August	323	407	
September	484	407	
October	484	407	
November	507	407	
December	507	386	
January	507	387	
February	507	408	
March	507	479	
April	507	500	
May	505	500	
June	505	500	

#### QUANTITY METRICS (rolling 12 month period)

	Contract Quantity	Contract Base Number	Contract *	Area Team	Region	England
% of all assessments that were assess and fit appliances (case starts)	9	25	36.0%	47.7%	62.1%	60.4%
% of all assessments that were assess and refuse	3	25	12.0%	13.4%	11.2%	11.4%
% of all assessments that were assess and review	13	25	52.0%	38.9%	26.8%	28.3%
% of case starts with a reported IOTN of 3 and Aesthetic Component of 5 or below	0	9	N/A	0.1%	0.1%	0.1%
% of case starts with a reported IOTN of 3 and Aesthetic Component of 6 or above	0	9	N/A	2.3%	3.7%	4.0%
% of case starts with a reported IOTN of 4	9	9	100.0%	81.9%	78.7%	77.8%
% of case starts with a reported IOTN of 5	0	9	N/A	14.6%	16.8%	16.7%
% of concluded courses in receipt of dual-arch fixed appliances	0	2	N/A	75.8%	77.1%	74.3%
% of concluded courses where treatment was abandoned or discontinued	0	2	0.0%	7.6%	7.4%	6.9%
% of patients satisfied with the treatment they have received	1	1	100.0%	92.9%	95.9%	95.7%

\* Figures in italics indicate that the base number is less than 100.

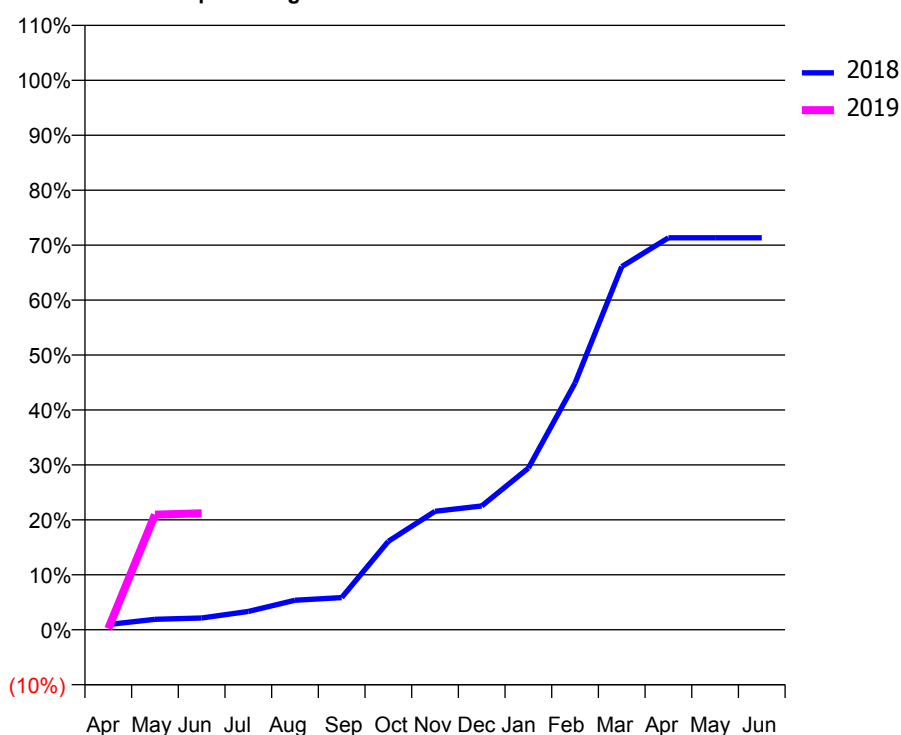
### Q49 - Vital Signs Orthodontic At a Glance Contract Report for 157457/0001 - June 2018

Name or company name	Northumbria Dental Care Limited	18/19 Contracted general activity (UDA)	13,343
Contract type name	Pilot Contract	Carry forward general activity (UDA)	0
Purpose of contract	General and Orthodontic	18/19 Contracted orthodontic activity (UOA)	420
Contract start date	01/01/2012	Carry forward orthodontic activity (UOA)	0
Contract end date		Baseline contract value	£447,978.33

ACCESS	Contract	England and Wales
24 month ratio of assessments to patient IDs	1.08	1.09

ACTIVITY	Contract
Contract assess and fit appliances (case starts) as a percentage of Area Team case starts	0.3 %

Cumulative percentage of contracted UOA delivered 2018 & 2019



Month	Adjusted Scheduled Activity (UOA)		
	2017	2018	2019
April	22	4	1
May	85	8	88
June	112	9	89
July	154	14	
August	156	23	
September	223	25	
October	246	68	
November	248	91	
December	249	95	
January	271	124	
February	293	189	
March	322	278	
April	343	300	
May	385	300	
June	385	300	

#### QUANTITY METRICS (rolling 12 month period)

	Contract Quantity	Contract Base Number	Contract *	Area Team	Region	England
% of all assessments that were assess and fit appliances (case starts)	16	64	25.0%	47.7%	62.1%	60.4%
% of all assessments that were assess and refuse	13	64	20.3%	13.4%	11.2%	11.4%
% of all assessments that were assess and review	35	64	54.7%	38.9%	26.8%	28.3%
% of case starts with a reported IOTN of 3 and Aesthetic Component of 5 or below	0	16	<i>N/A</i>	0.1%	0.1%	0.1%
% of case starts with a reported IOTN of 3 and Aesthetic Component of 6 or above	0	16	<i>N/A</i>	2.3%	3.7%	4.0%
% of case starts with a reported IOTN of 4	14	16	87.5%	81.9%	78.7%	77.8%
% of case starts with a reported IOTN of 5	2	16	12.5%	14.6%	16.8%	16.7%
% of concluded courses in receipt of dual-arch fixed appliances	0	0	<i>N/A</i>	75.8%	77.1%	74.3%
% of concluded courses where treatment was abandoned or discontinued	0	0	<i>N/A</i>	7.6%	7.4%	6.9%
% of patients satisfied with the treatment they have received	0	0	<i>N/A</i>	92.9%	95.9%	95.7%

\* Figures in italics indicate that the base number is less than 100.

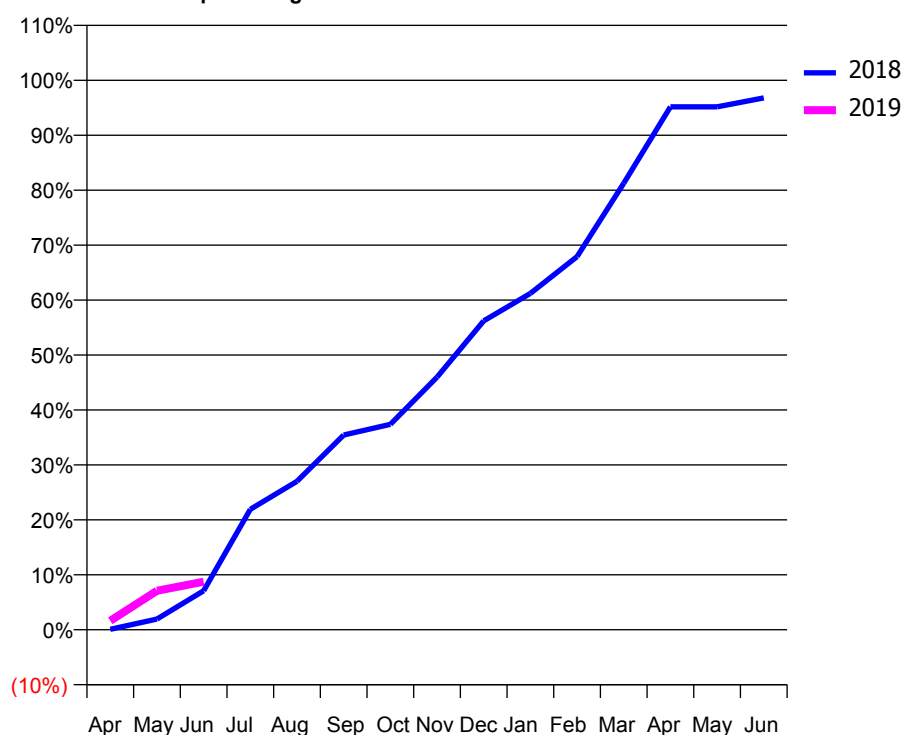
### Q49 - Vital Signs Orthodontic At a Glance Contract Report for 170011/0001 - June 2018

Name or company name	SRDP	18/19 Contracted general activity (UDA)	71,715
Contract type name	GDS Contract	Carry forward general activity (UDA)	0
Purpose of contract	General and Orthodontic	18/19 Contracted orthodontic activity (UOA)	1,281
Contract start date	01/10/2007	Carry forward orthodontic activity (UOA)	0
Contract end date		Baseline contract value	£2,113,459.91

ACCESS	Contract	England and Wales
24 month ratio of assessments to patient IDs	1.06	1.09

ACTIVITY	Contract
Contract assess and fit appliances (case starts) as a percentage of Area Team case starts	1.0 %

Cumulative percentage of contracted UOA delivered 2018 & 2019



Month	Adjusted Scheduled Activity (UOA)		
	2017	2018	2019
April	-36	1	21
May	30	25	91
June	114	91	112
July	265	281	
August	339	346	
September	531	454	
October	664	479	
November	751	589	
December	923	720	
January	967	784	
February	1,057	870	
March	1,211	1,041	
April	1,212	1,219	
May	1,233	1,219	
June	1,233	1,240	

#### QUANTITY METRICS (rolling 12 month period)

	Contract Quantity	Contract Base Number	Contract *	Area Team	Region	England
% of all assessments that were assess and fit appliances (case starts)	59	96	61.5%	47.7%	62.1%	60.4%
% of all assessments that were assess and refuse	11	96	11.5%	13.4%	11.2%	11.4%
% of all assessments that were assess and review	26	96	27.1%	38.9%	26.8%	28.3%
% of case starts with a reported IOTN of 3 and Aesthetic Component of 5 or below	1	59	1.7%	0.1%	0.1%	0.1%
% of case starts with a reported IOTN of 3 and Aesthetic Component of 6 or above	1	59	1.7%	2.3%	3.7%	4.0%
% of case starts with a reported IOTN of 4	44	59	74.6%	81.9%	78.7%	77.8%
% of case starts with a reported IOTN of 5	13	59	22.0%	14.6%	16.8%	16.7%
% of concluded courses in receipt of dual-arch fixed appliances	47	57	82.5%	75.8%	77.1%	74.3%
% of concluded courses where treatment was abandoned or discontinued	10	57	17.5%	7.6%	7.4%	6.9%
% of patients satisfied with the treatment they have received	1	1	100.0%	92.9%	95.9%	95.7%

\* Figures in italics indicate that the base number is less than 100.

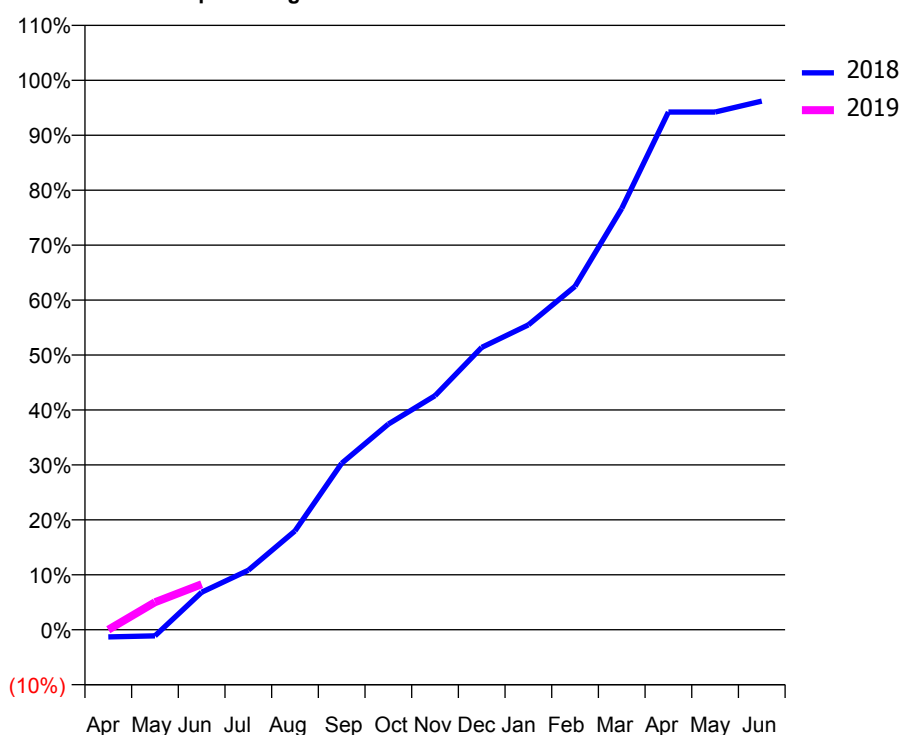
### Q49 - Vital Signs Orthodontic At a Glance Contract Report for 170011/0003 - June 2018

Name or company name	SRDP	18/19 Contracted general activity (UDA)	0
Contract type name	PDS Contract	Carry forward general activity (UDA)	0
Purpose of contract	Orthodontic	18/19 Contracted orthodontic activity (UOA)	12,550
Contract start date	01/04/2012	Carry forward orthodontic activity (UOA)	0
Contract end date	31/03/2019	Baseline contract value	£707,734.52

ACCESS	Contract	England and Wales
24 month ratio of assessments to patient IDs	1.08	1.09

ACTIVITY	Contract
Contract assess and fit appliances (case starts) as a percentage of Area Team case starts	9.8 %

Cumulative percentage of contracted UOA delivered 2018 & 2019



Month	Adjusted Scheduled Activity (UOA)		
	2017	2018	2019
April	278	-166	1
May	608	-143	628
June	1,072	856	1,041
July	1,789	1,360	
August	2,487	2,258	
September	4,351	3,802	
October	5,272	4,697	
November	5,679	5,345	
December	6,472	6,450	
January	7,712	6,964	
February	8,768	7,843	
March	11,280	9,621	
April	11,932	11,823	
May	12,040	11,823	
June	12,382	12,075	

#### QUANTITY METRICS (rolling 12 month period)

	Contract Quantity	Contract Base Number	Contract *	Area Team	Region	England
% of all assessments that were assess and fit appliances (case starts)	573	856	66.9%	47.7%	62.1%	60.4%
% of all assessments that were assess and refuse	26	856	3.0%	13.4%	11.2%	11.4%
% of all assessments that were assess and review	257	856	30.0%	38.9%	26.8%	28.3%
% of case starts with a reported IOTN of 3 and Aesthetic Component of 5 or below	0	573	N/A	0.1%	0.1%	0.1%
% of case starts with a reported IOTN of 3 and Aesthetic Component of 6 or above	0	573	N/A	2.3%	3.7%	4.0%
% of case starts with a reported IOTN of 4	482	573	84.1%	81.9%	78.7%	77.8%
% of case starts with a reported IOTN of 5	91	573	15.9%	14.6%	16.8%	16.7 %
% of concluded courses in receipt of dual-arch fixed appliances	515	610	84.4%	75.8%	77.1%	74.3%
% of concluded courses where treatment was abandoned or discontinued	40	610	6.6%	7.6%	7.4%	6.9%
% of patients satisfied with the treatment they have received	10	12	83.3%	92.9%	95.9%	95.7%

\* Figures in italics indicate that the base number is less than 100.

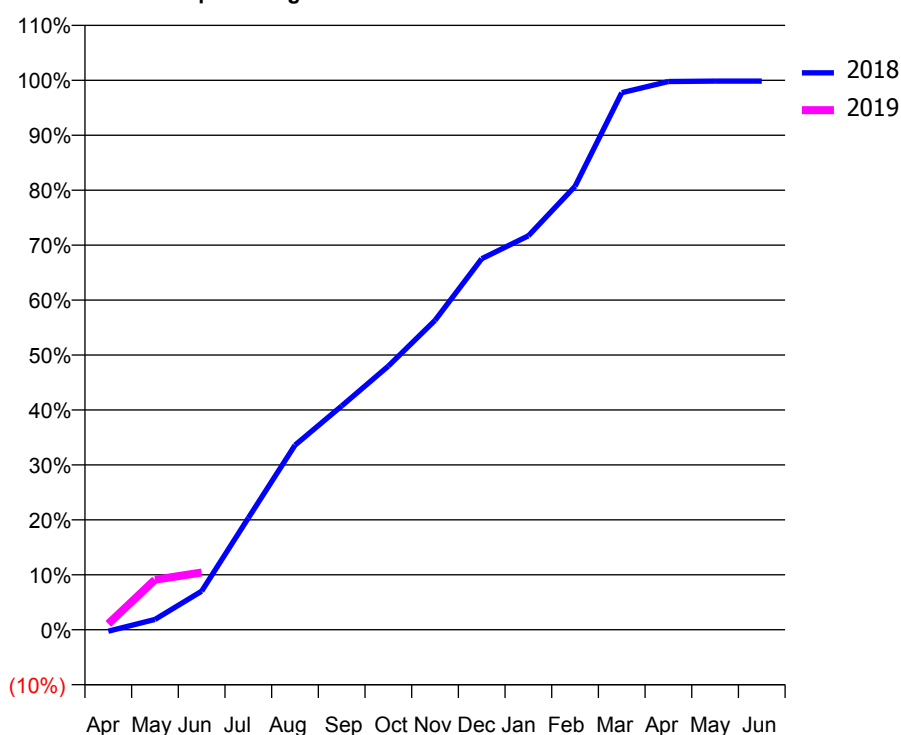
### Q49 - Vital Signs Orthodontic At a Glance Contract Report for 176648/0001 - June 2018

Name or company name	South Tyneside Smiles Limited	18/19 Contracted general activity (UDA)	85,974
Contract type name	GDS Contract	Carry forward general activity (UDA)	0
Purpose of contract	General and Orthodontic	18/19 Contracted orthodontic activity (UOA)	2,119
Contract start date	01/04/2008	Carry forward orthodontic activity (UOA)	0
Contract end date		Baseline contract value	£2,477,125.89

ACCESS	Contract	England and Wales
24 month ratio of assessments to patient IDs	1.03	1.09

ACTIVITY	Contract
Contract assess and fit appliances (case starts) as a percentage of Area Team case starts	1.7 %

Cumulative percentage of contracted UOA delivered 2018 & 2019



Month	Adjusted Scheduled Activity (UOA)		
	2017	2018	2019
April	21	-6	23
May	288	40	193
June	333	149	221
July	552	431	
August	772	712	
September	967	863	
October	1,141	1,017	
November	1,376	1,193	
December	1,571	1,431	
January	1,700	1,519	
February	1,829	1,710	
March	2,109	2,071	
April	2,109	2,114	
May	2,109	2,116	
June	2,109	2,116	

#### QUANTITY METRICS (rolling 12 month period)

	Contract Quantity	Contract Base Number	Contract *	Area Team	Region	England
% of all assessments that were assess and fit appliances (case starts)	102	166	61.4%	47.7%	62.1%	60.4%
% of all assessments that were assess and refuse	21	166	12.7%	13.4%	11.2%	11.4%
% of all assessments that were assess and review	43	166	25.9%	38.9%	26.8%	28.3%
% of case starts with a reported IOTN of 3 and Aesthetic Component of 5 or below	0	102	N/A	0.1%	0.1%	0.1%
% of case starts with a reported IOTN of 3 and Aesthetic Component of 6 or above	1	102	1.0%	2.3%	3.7%	4.0%
% of case starts with a reported IOTN of 4	78	102	76.5%	81.9%	78.7%	77.8%
% of case starts with a reported IOTN of 5	22	102	21.6%	14.6%	16.8%	16.7%
% of concluded courses in receipt of dual-arch fixed appliances	77	93	82.8%	75.8%	77.1%	74.3%
% of concluded courses where treatment was abandoned or discontinued	14	93	15.1%	7.6%	7.4%	6.9%
% of patients satisfied with the treatment they have received	4	4	100.0%	92.9%	95.9%	95.7%

\* Figures in italics indicate that the base number is less than 100.

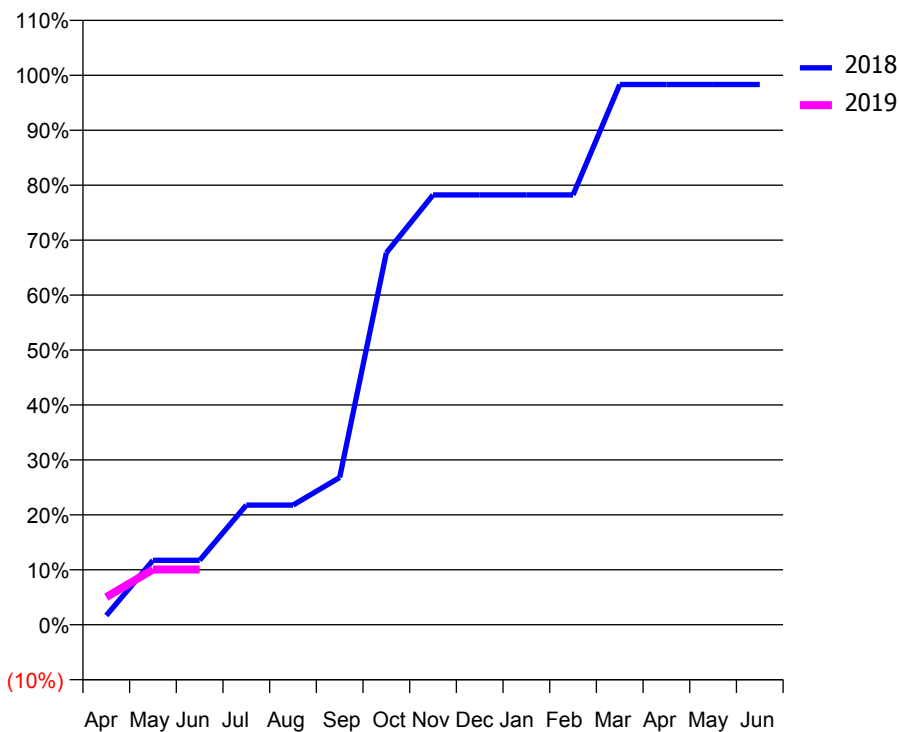
### Q49 - Vital Signs Orthodontic At a Glance Contract Report for 177644/0001 - June 2018

Name or company name	Goodteeth Dental Surgeries Ltd	18/19 Contracted general activity (UDA)	8,745
Contract type name	GDS Contract	Carry forward general activity (UDA)	0
Purpose of contract	General and Orthodontic	18/19 Contracted orthodontic activity (UOA)	418
Contract start date	01/09/2009	Carry forward orthodontic activity (UOA)	0
Contract end date		Baseline contract value	£236,393.67

ACCESS	Contract	England and Wales
24 month ratio of assessments to patient IDs	1.00	1.09

ACTIVITY	Contract
Contract assess and fit appliances (case starts) as a percentage of Area Team case starts	0.3 %

Cumulative percentage of contracted UOA delivered 2018 & 2019



Month	Adjusted Scheduled Activity (UOA)		
	2017	2018	2019
April	0	7	21
May	21	49	42
June	21	49	42
July	42	91	
August	42	91	
September	84	112	
October	173	283	
November	215	327	
December	257	327	
January	257	327	
February	278	327	
March	425	411	
April	425	411	
May	425	411	
June	425	411	

#### QUANTITY METRICS (rolling 12 month period)

	Contract Quantity	Contract Base Number	Contract *	Area Team	Region	England
% of all assessments that were assess and fit appliances (case starts)	19	22	86.4%	47.7%	62.1%	60.4%
% of all assessments that were assess and refuse	1	22	4.5%	13.4%	11.2%	11.4%
% of all assessments that were assess and review	2	22	9.1%	38.9%	26.8%	28.3%
% of case starts with a reported IOTN of 3 and Aesthetic Component of 5 or below	0	19	N/A	0.1%	0.1%	0.1%
% of case starts with a reported IOTN of 3 and Aesthetic Component of 6 or above	0	19	N/A	2.3%	3.7%	4.0%
% of case starts with a reported IOTN of 4	16	19	84.2%	81.9%	78.7%	77.8%
% of case starts with a reported IOTN of 5	3	19	15.8%	14.6%	16.8%	16.7%
% of concluded courses in receipt of dual-arch fixed appliances	0	0	N/A	75.8%	77.1%	74.3%
% of concluded courses where treatment was abandoned or discontinued	0	0	N/A	7.6%	7.4%	6.9%
% of patients satisfied with the treatment they have received	1	1	100.0%	92.9%	95.9%	95.7%

\* Figures in italics indicate that the base number is less than 100.

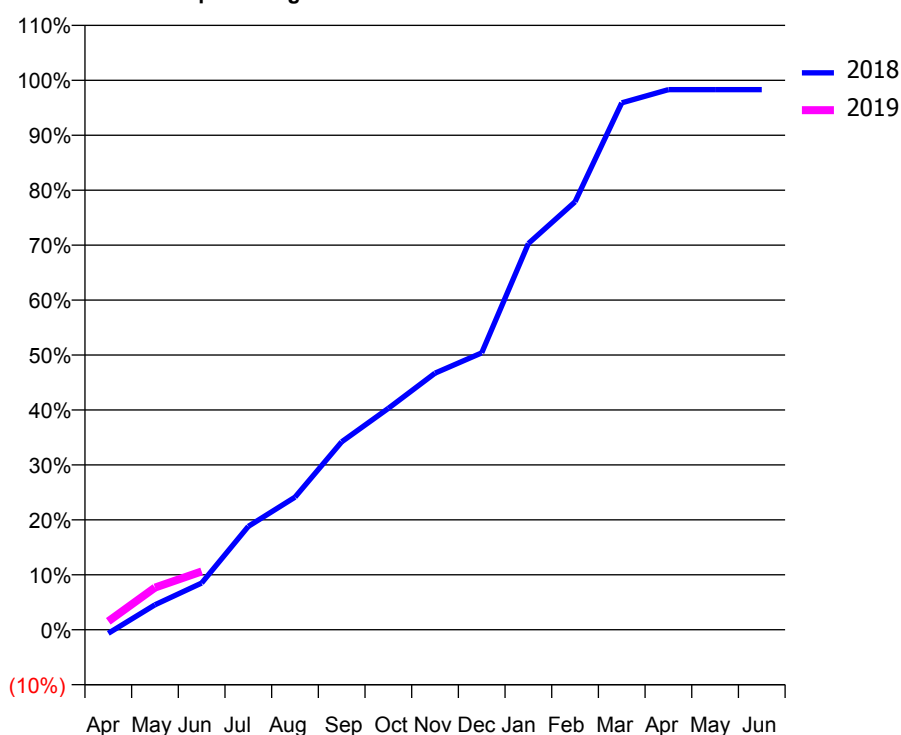
### Q49 - Vital Signs Orthodontic At a Glance Contract Report for 186872/0018 - June 2018

Name or company name	ORTHOWORLD 2000 LTD	18/19 Contracted general activity (UDA)	0
Contract type name	PDS Contract	Carry forward general activity (UDA)	0
Purpose of contract	Orthodontic	18/19 Contracted orthodontic activity (UOA)	9,586
Contract start date	01/07/2012	Carry forward orthodontic activity (UOA)	0
Contract end date	31/03/2019	Baseline contract value	£550,748.29

ACCESS	Contract	England and Wales
24 month ratio of assessments to patient IDs	1.05	1.09

ACTIVITY	Contract
Contract assess and fit appliances (case starts) as a percentage of Area Team case starts	7.8 %

Cumulative percentage of contracted UOA delivered 2018 & 2019



Month	Adjusted Scheduled Activity (UOA)		
	2017	2018	2019
April	152	-65	147
May	348	436	737
June	1,128	816	1,017
July	1,905	1,803	
August	2,614	2,314	
September	3,211	3,279	
October	4,284	3,863	
November	5,496	4,477	
December	6,172	4,830	
January	7,095	6,739	
February	7,867	7,466	
March	8,938	9,192	
April	9,366	9,423	
May	9,366	9,423	
June	9,367	9,423	

#### QUANTITY METRICS (rolling 12 month period)

	Contract Quantity	Contract Base Number	Contract *	Area Team	Region	England
% of all assessments that were assess and fit appliances (case starts)	457	621	73.6%	47.7%	62.1%	60.4%
% of all assessments that were assess and refuse	76	621	12.2%	13.4%	11.2%	11.4%
% of all assessments that were assess and review	88	621	14.2%	38.9%	26.8%	28.3%
% of case starts with a reported IOTN of 3 and Aesthetic Component of 5 or below	0	457	N/A	0.1%	0.1%	0.1%
% of case starts with a reported IOTN of 3 and Aesthetic Component of 6 or above	9	457	2.0%	2.3%	3.7%	4.0%
% of case starts with a reported IOTN of 4	388	457	84.9%	81.9%	78.7%	77.8%
% of case starts with a reported IOTN of 5	60	457	13.1%	14.6%	16.8%	16.7%
% of concluded courses in receipt of dual-arch fixed appliances	97	128	75.8%	75.8%	77.1%	74.3%
% of concluded courses where treatment was abandoned or discontinued	29	128	22.7%	7.6%	7.4%	6.9%
% of patients satisfied with the treatment they have received	8	9	88.9%	92.9%	95.9%	95.7%

\* Figures in italics indicate that the base number is less than 100.



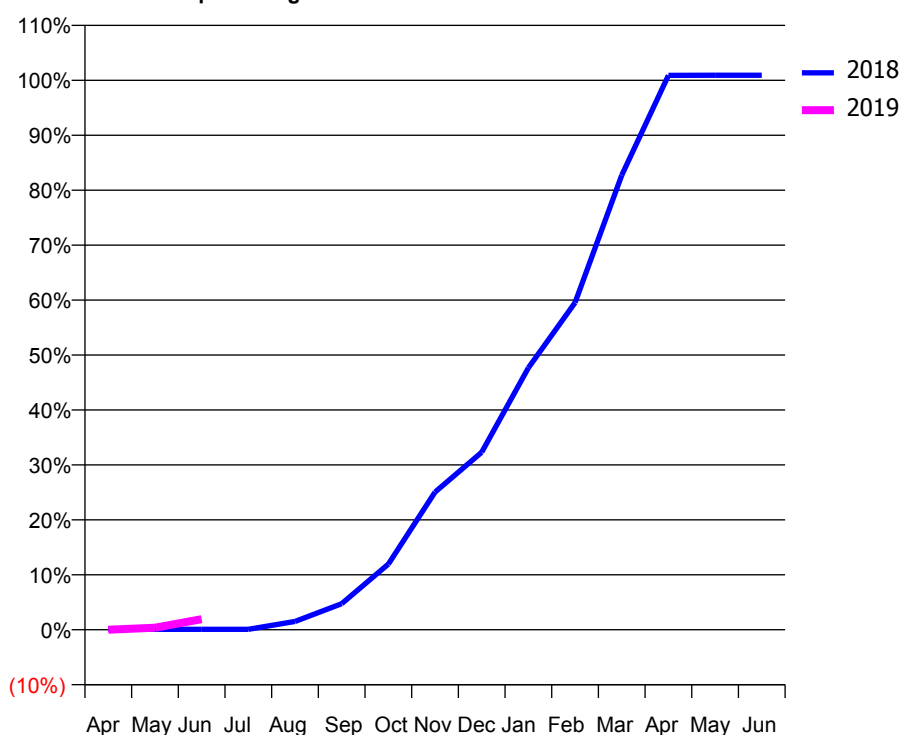
### Q49 - Vital Signs Orthodontic At a Glance Contract Report for 191639/0001 - June 2018

Name or company name	Osborne Orthodontics Ltd	18/19 Contracted general activity (UDA)	0
Contract type name	PDS Contract	Carry forward general activity (UDA)	0
Purpose of contract	Orthodontic	18/19 Contracted orthodontic activity (UOA)	5,411
Contract start date	01/01/2013	Carry forward orthodontic activity (UOA)	0
Contract end date	31/03/2019	Baseline contract value	£310,973.04

ACCESS	Contract	England and Wales
24 month ratio of assessments to patient IDs	1.04	1.09

ACTIVITY	Contract
Contract assess and fit appliances (case starts) as a percentage of Area Team case starts	4.8 %

Cumulative percentage of contracted UOA delivered 2018 & 2019



Month	Adjusted Scheduled Activity (UOA)		
	2017	2018	2019
April	0	5	0
May	0	5	21
June	385	5	105
July	962	5	
August	1,069	82	
September	1,069	257	
October	1,190	647	
November	1,936	1,356	
December	2,301	1,748	
January	3,006	2,580	
February	3,645	3,221	
March	4,295	4,476	
April	4,890	5,459	
May	5,017	5,460	
June	5,080	5,460	

#### QUANTITY METRICS (rolling 12 month period)

	Contract Quantity	Contract Base Number	Contract *	Area Team	Region	England
% of all assessments that were assess and fit appliances (case starts)	282	399	70.7%	47.7%	62.1%	60.4%
% of all assessments that were assess and refuse	67	399	16.8%	13.4%	11.2%	11.4%
% of all assessments that were assess and review	50	399	12.5%	38.9%	26.8%	28.3%
% of case starts with a reported IOTN of 3 and Aesthetic Component of 5 or below	0	282	N/A	0.1%	0.1%	0.1%
% of case starts with a reported IOTN of 3 and Aesthetic Component of 6 or above	2	282	0.7%	2.3%	3.7%	4.0%
% of case starts with a reported IOTN of 4	245	282	86.9%	81.9%	78.7%	77.8%
% of case starts with a reported IOTN of 5	22	282	7.8%	14.6%	16.8%	16.7%
% of concluded courses in receipt of dual-arch fixed appliances	203	241	84.2%	75.8%	77.1%	74.3%
% of concluded courses where treatment was abandoned or discontinued	15	241	6.2%	7.6%	7.4%	6.9%
% of patients satisfied with the treatment they have received	2	4	50.0%	92.9%	95.9%	95.7%

\* Figures in italics indicate that the base number is less than 100.

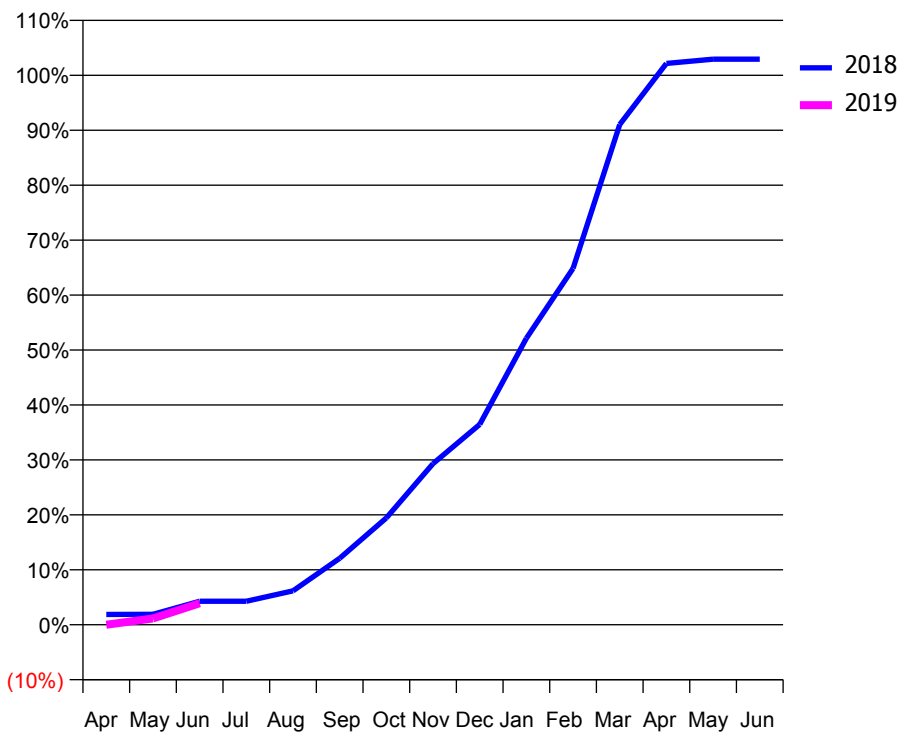
### Q49 - Vital Signs Orthodontic At a Glance Contract Report for 191639/0002 - June 2018

Name or company name	Osborne Orthodontics Ltd	18/19 Contracted general activity (UDA)	0
Contract type name	PDS Contract	Carry forward general activity (UDA)	0
Purpose of contract	Orthodontic	18/19 Contracted orthodontic activity (UOA)	5,411
Contract start date	01/01/2013	Carry forward orthodontic activity (UOA)	0
Contract end date	31/03/2019	Baseline contract value	£310,973.04

ACCESS	Contract	England and Wales
24 month ratio of assessments to patient IDs	1.03	1.09

ACTIVITY	Contract
Contract assess and fit appliances (case starts) as a percentage of Area Team case starts	4.6 %

Cumulative percentage of contracted UOA delivered 2018 & 2019



Month	Adjusted Scheduled Activity (UOA)		
	2017	2018	2019
April	90	102	0
May	90	103	63
June	560	232	212
July	1,039	232	
August	1,318	334	
September	1,318	654	
October	1,463	1,052	
November	2,001	1,587	
December	2,212	1,973	
January	2,711	2,821	
February	3,343	3,509	
March	4,236	4,926	
April	5,215	5,527	
May	5,786	5,569	
June	5,849	5,569	

#### QUANTITY METRICS (rolling 12 month period)

	Contract Quantity	Contract Base Number	Contract *	Area Team	Region	England
% of all assessments that were assess and fit appliances (case starts)	268	374	71.7%	47.7%	62.1%	60.4%
% of all assessments that were assess and refuse	67	374	17.9%	13.4%	11.2%	11.4%
% of all assessments that were assess and review	39	374	10.4%	38.9%	26.8%	28.3%
% of case starts with a reported IOTN of 3 and Aesthetic Component of 5 or below	0	268	N/A	0.1%	0.1%	0.1%
% of case starts with a reported IOTN of 3 and Aesthetic Component of 6 or above	0	268	N/A	2.3%	3.7%	4.0%
% of case starts with a reported IOTN of 4	229	268	85.4%	81.9%	78.7%	77.8%
% of case starts with a reported IOTN of 5	18	268	6.7%	14.6%	16.8%	16.7%
% of concluded courses in receipt of dual-arch fixed appliances	165	206	80.1%	75.8%	77.1%	74.3%
% of concluded courses where treatment was abandoned or discontinued	12	206	5.8%	7.6%	7.4%	6.9%
% of patients satisfied with the treatment they have received	6	8	75.0%	92.9%	95.9%	95.7%

\* Figures in italics indicate that the base number is less than 100.

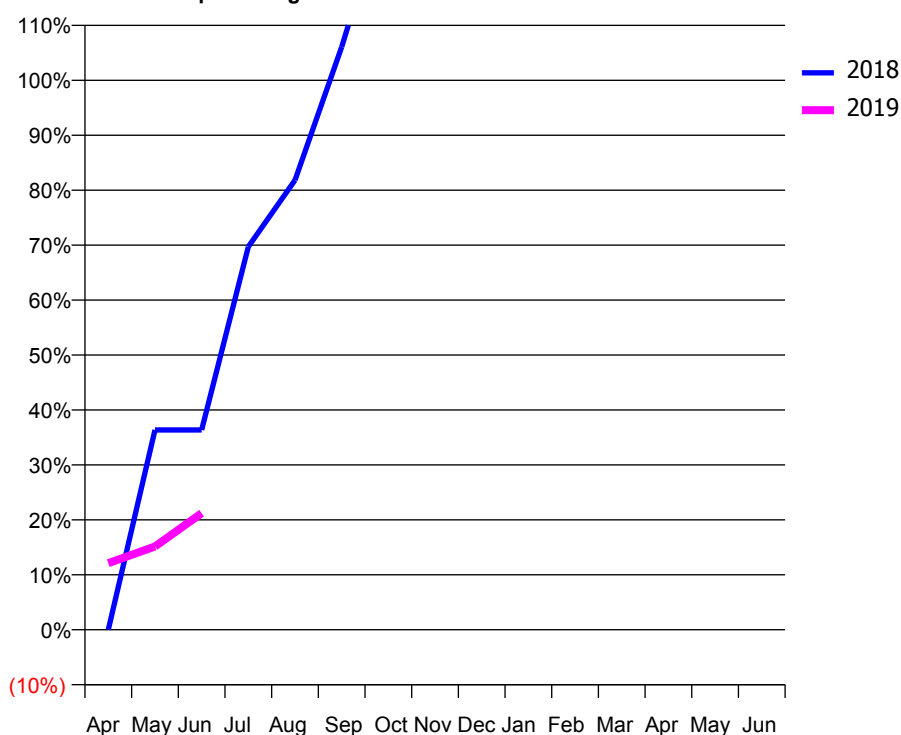
### Q49 - Vital Signs Orthodontic At a Glance Contract Report for 214922/0001 - June 2018

Name or company name	MISS AL DAVIDSON	18/19 Contracted general activity (UDA)	650
Contract type name	GDS Contract	Carry forward general activity (UDA)	0
Purpose of contract	General and Orthodontic	18/19 Contracted orthodontic activity (UOA)	33
Contract start date	01/04/2006	Carry forward orthodontic activity (UOA)	0
Contract end date		Baseline contract value	£21,472.87

ACCESS	Contract	England and Wales
24 month ratio of assessments to patient IDs	1.52	1.09

ACTIVITY	Contract
Contract assess and fit appliances (case starts) as a percentage of Area Team case starts	0.0 %

Cumulative percentage of contracted UOA delivered 2018 & 2019



Month	Adjusted Scheduled Activity (UOA)		
	2017	2018	2019
April	2	0	4
May	20	12	5
June	31	12	7
July	45	23	
August	57	27	
September	65	35	
October	75	44	
November	98	45	
December	102	51	
January	110	59	
February	135	72	
March	136	75	
April	140	76	
May	140	76	
June	140	76	

#### QUANTITY METRICS (rolling 12 month period)

	Contract Quantity	Contract Base Number	Contract *	Area Team	Region	England
% of all assessments that were assess and fit appliances (case starts)	0	71	0.0%	47.7%	62.1%	60.4%
% of all assessments that were assess and refuse	0	71	0.0%	13.4%	11.2%	11.4%
% of all assessments that were assess and review	71	71	100.0%	38.9%	26.8%	28.3%
% of case starts with a reported IOTN of 3 and Aesthetic Component of 5 or below	0	0	N/A	0.1%	0.1%	0.1%
% of case starts with a reported IOTN of 3 and Aesthetic Component of 6 or above	0	0	N/A	2.3%	3.7%	4.0%
% of case starts with a reported IOTN of 4	0	0	N/A	81.9%	78.7%	77.8%
% of case starts with a reported IOTN of 5	0	0	N/A	14.6%	16.8%	16.7%
% of concluded courses in receipt of dual-arch fixed appliances	0	0	N/A	75.8%	77.1%	74.3%
% of concluded courses where treatment was abandoned or discontinued	0	0	N/A	7.6%	7.4%	6.9%
% of patients satisfied with the treatment they have received	0	0	N/A	92.9%	95.9%	95.7%

\* Figures in italics indicate that the base number is less than 100.

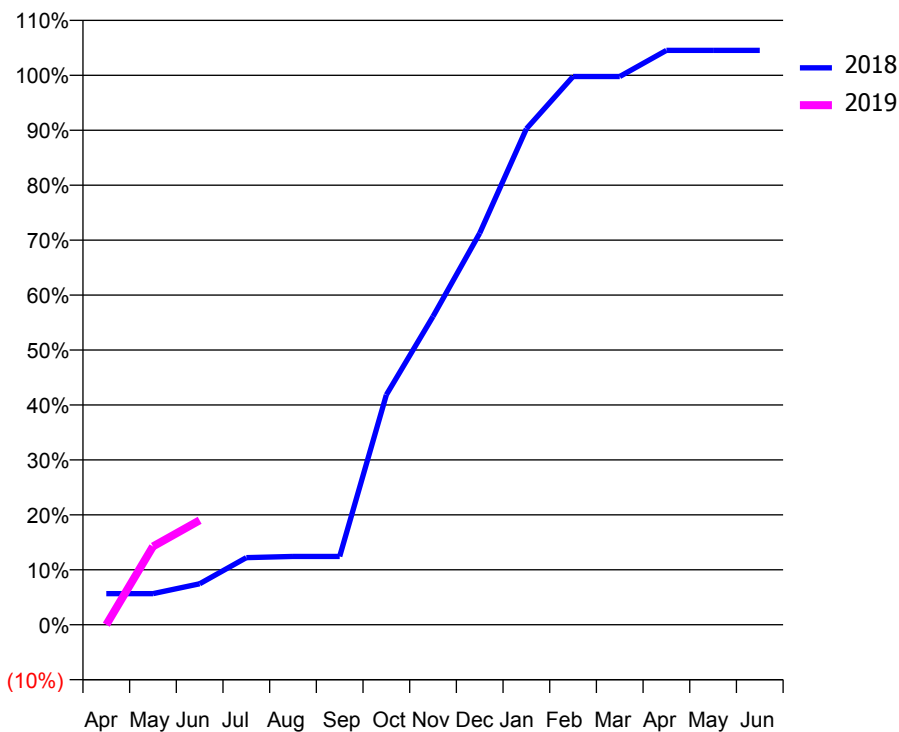
### Q49 - Vital Signs Orthodontic At a Glance Contract Report for 215031/0001 - June 2018

Name or company name	MR RJ GOVAN	18/19 Contracted general activity (UDA)	1,100
Contract type name	GDS Contract	Carry forward general activity (UDA)	0
Purpose of contract	General and Orthodontic	18/19 Contracted orthodontic activity (UOA)	442
Contract start date	01/04/2006	Carry forward orthodontic activity (UOA)	0
Contract end date		Baseline contract value	£47,366.92

ACCESS	Contract	England and Wales
24 month ratio of assessments to patient IDs	1.04	1.09

ACTIVITY	Contract
Contract assess and fit appliances (case starts) as a percentage of Area Team case starts	0.4 %

Cumulative percentage of contracted UOA delivered 2018 & 2019



Month	Adjusted Scheduled Activity (UOA)		
	2017	2018	2019
April	15	25	0
May	19	25	63
June	19	33	84
July	125	54	
August	125	55	
September	125	55	
October	297	185	
November	361	248	
December	403	315	
January	403	399	
February	425	441	
March	446	441	
April	467	462	
May	467	462	
June	467	462	

#### QUANTITY METRICS (rolling 12 month period)

	Contract Quantity	Contract Base Number	Contract *	Area Team	Region	England
% of all assessments that were assess and fit appliances (case starts)	26	27	96.3%	47.7%	62.1%	60.4%
% of all assessments that were assess and refuse	0	27	0.0%	13.4%	11.2%	11.4%
% of all assessments that were assess and review	1	27	3.7%	38.9%	26.8%	28.3%
% of case starts with a reported IOTN of 3 and Aesthetic Component of 5 or below	0	26	N/A	0.1%	0.1%	0.1%
% of case starts with a reported IOTN of 3 and Aesthetic Component of 6 or above	0	26	N/A	2.3%	3.7%	4.0%
% of case starts with a reported IOTN of 4	24	26	92.3%	81.9%	78.7%	77.8%
% of case starts with a reported IOTN of 5	2	26	7.7%	14.6%	16.8%	16.7%
% of concluded courses in receipt of dual-arch fixed appliances	20	35	57.1%	75.8%	77.1%	74.3%
% of concluded courses where treatment was abandoned or discontinued	4	35	11.4%	7.6%	7.4%	6.9%
% of patients satisfied with the treatment they have received	4	4	100.0%	92.9%	95.9%	95.7%

\* Figures in italics indicate that the base number is less than 100.

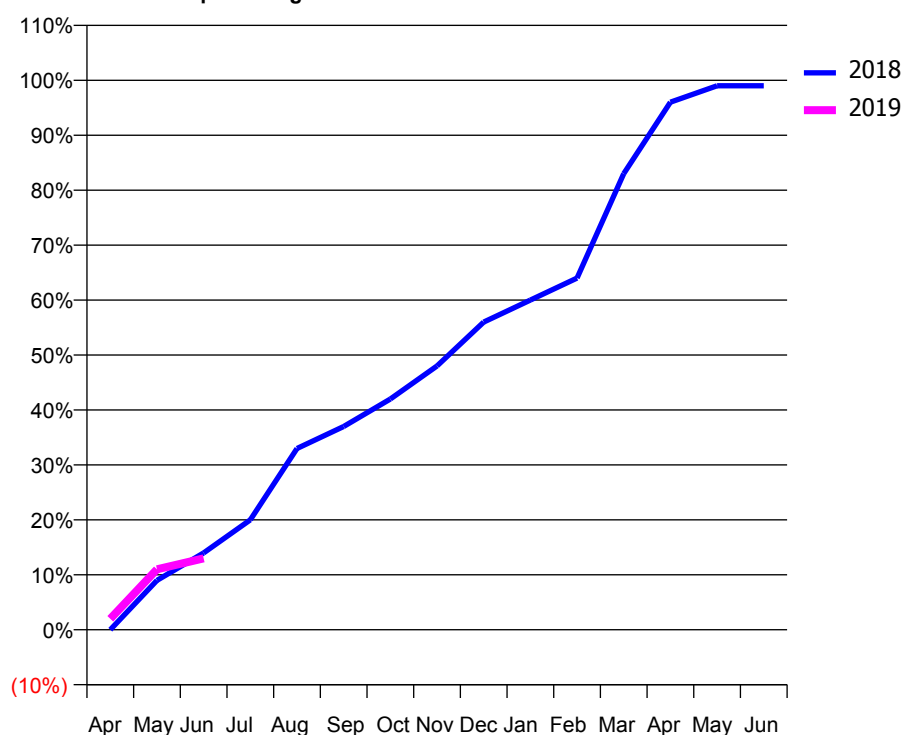
### Q49 - Vital Signs Orthodontic At a Glance Contract Report for 219576/0001 - June 2018

Name or company name	MR DJ WHITE	18/19 Contracted general activity (UDA)	29,524
Contract type name	GDS Contract	Carry forward general activity (UDA)	0
Purpose of contract	General and Orthodontic	18/19 Contracted orthodontic activity (UOA)	100
Contract start date	01/04/2006	Carry forward orthodontic activity (UOA)	0
Contract end date		Baseline contract value	£791,541.31

ACCESS	Contract	England and Wales
24 month ratio of assessments to patient IDs	1.02	1.09

ACTIVITY	Contract
Contract assess and fit appliances (case starts) as a percentage of Area Team case starts	0.0 %

Cumulative percentage of contracted UOA delivered 2018 & 2019



Month	Adjusted Scheduled Activity (UOA)		
	2017	2018	2019
April	2	-0	2
May	39	9	11
June	45	14	13
July	45	20	
August	52	33	
September	53	37	
October	58	42	
November	66	48	
December	70	56	
January	74	60	
February	79	64	
March	91	83	
April	93	96	
May	98	99	
June	98	99	

#### QUANTITY METRICS (rolling 12 month period)

	Contract Quantity	Contract Base Number	Contract *	Area Team	Region	England
% of all assessments that were assess and fit appliances (case starts)	0	99	0.0%	47.7%	62.1%	60.4%
% of all assessments that were assess and refuse	0	99	0.0%	13.4%	11.2%	11.4%
% of all assessments that were assess and review	99	99	100.0%	38.9%	26.8%	28.3%
% of case starts with a reported IOTN of 3 and Aesthetic Component of 5 or below	0	0	N/A	0.1%	0.1%	0.1%
% of case starts with a reported IOTN of 3 and Aesthetic Component of 6 or above	0	0	N/A	2.3%	3.7%	4.0%
% of case starts with a reported IOTN of 4	0	0	N/A	81.9%	78.7%	77.8%
% of case starts with a reported IOTN of 5	0	0	N/A	14.6%	16.8%	16.7%
% of concluded courses in receipt of dual-arch fixed appliances	0	0	N/A	75.8%	77.1%	74.3%
% of concluded courses where treatment was abandoned or discontinued	0	0	N/A	7.6%	7.4%	6.9%
% of patients satisfied with the treatment they have received	0	0	N/A	92.9%	95.9%	95.7%

\* Figures in italics indicate that the base number is less than 100.

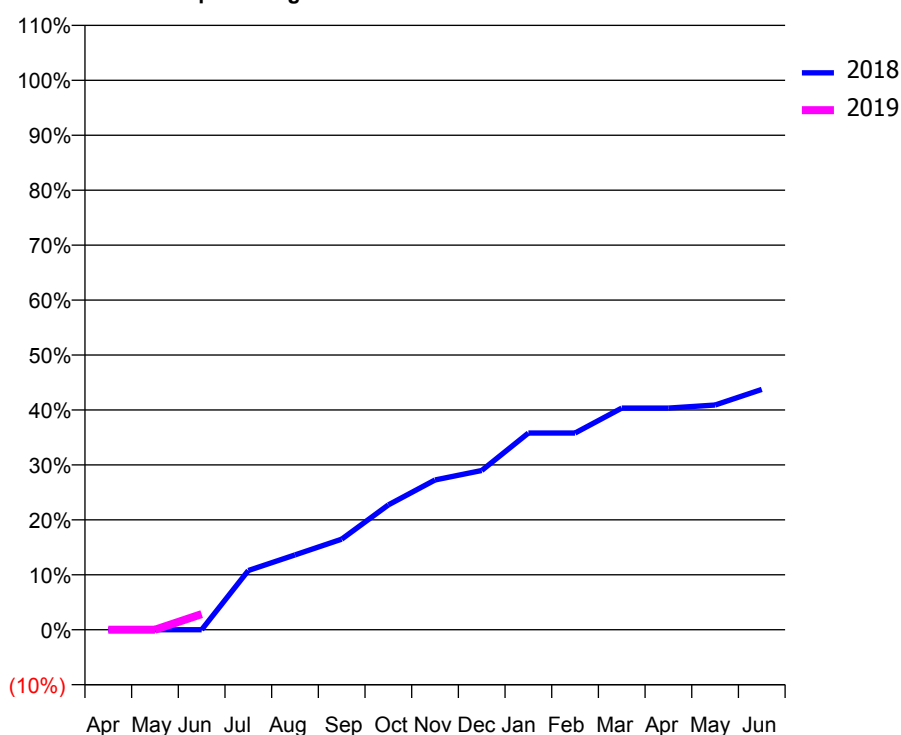
### Q49 - Vital Signs Orthodontic At a Glance Contract Report for 245380/0001 - June 2018

Name or company name	MR JI SPEDDING	18/19 Contracted general activity (UDA)	3,500
Contract type name	GDS Contract	Carry forward general activity (UDA)	0
Purpose of contract	General and Orthodontic	18/19 Contracted orthodontic activity (UOA)	176
Contract start date	01/04/2006	Carry forward orthodontic activity (UOA)	0
Contract end date		Baseline contract value	£88,026.56

ACCESS	Contract	England and Wales
24 month ratio of assessments to patient IDs	1.37	1.09

ACTIVITY	Contract
Contract assess and fit appliances (case starts) as a percentage of Area Team case starts	0.0 %

Cumulative percentage of contracted UOA delivered 2018 & 2019



Month	Adjusted Scheduled Activity (UOA)		
	2017	2018	2019
April	0	0	0
May	12	0	0
June	29	0	5
July	55	19	
August	69	24	
September	81	29	
October	97	40	
November	104	48	
December	135	51	
January	136	63	
February	176	63	
March	181	71	
April	181	71	
May	181	72	
June	181	77	

#### QUANTITY METRICS (rolling 12 month period)

	Contract Quantity	Contract Base Number	Contract *	Area Team	Region	England
% of all assessments that were assess and fit appliances (case starts)	0	82	0.0%	47.7%	62.1%	60.4%
% of all assessments that were assess and refuse	0	82	0.0%	13.4%	11.2%	11.4%
% of all assessments that were assess and review	82	82	100.0%	38.9%	26.8%	28.3%
% of case starts with a reported IOTN of 3 and Aesthetic Component of 5 or below	0	0	N/A	0.1%	0.1%	0.1%
% of case starts with a reported IOTN of 3 and Aesthetic Component of 6 or above	0	0	N/A	2.3%	3.7%	4.0%
% of case starts with a reported IOTN of 4	0	0	N/A	81.9%	78.7%	77.8%
% of case starts with a reported IOTN of 5	0	0	N/A	14.6%	16.8%	16.7%
% of concluded courses in receipt of dual-arch fixed appliances	0	0	N/A	75.8%	77.1%	74.3%
% of concluded courses where treatment was abandoned or discontinued	0	0	N/A	7.6%	7.4%	6.9%
% of patients satisfied with the treatment they have received	0	0	N/A	92.9%	95.9%	95.7%

\* Figures in italics indicate that the base number is less than 100.

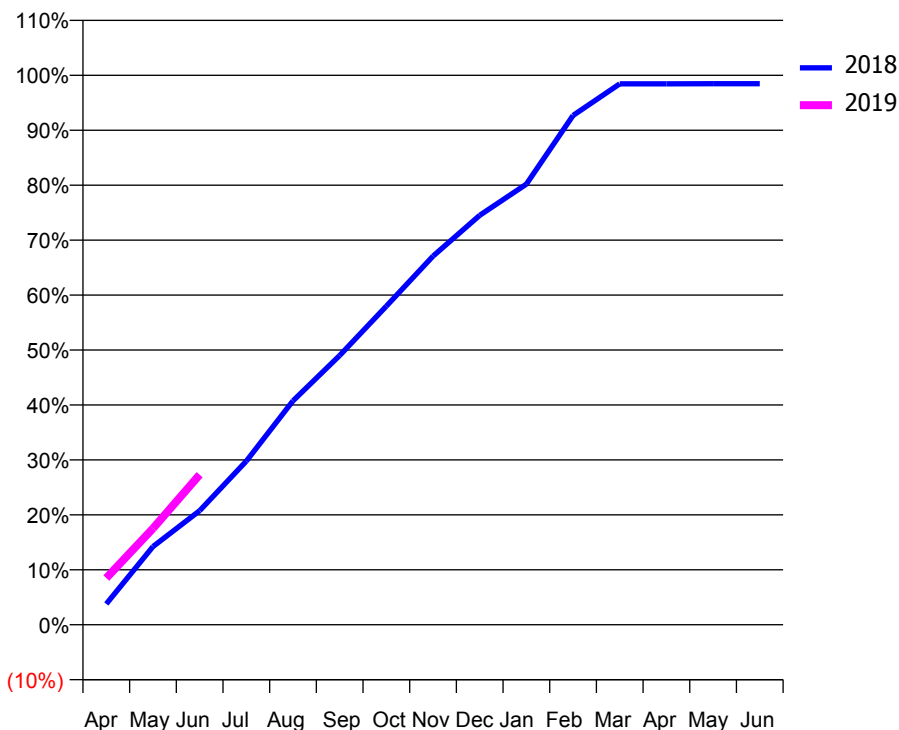
### Q49 - Vital Signs Orthodontic At a Glance Contract Report for 253677/0001 - June 2018

Name or company name	MR CD RUSHFORTH	18/19 Contracted general activity (UDA)	0
Contract type name	PDS Contract	Carry forward general activity (UDA)	0
Purpose of contract	Orthodontic	18/19 Contracted orthodontic activity (UOA)	21,746
Contract start date	01/04/2006	Carry forward orthodontic activity (UOA)	0
Contract end date	31/03/2019	Baseline contract value	£1,355,800.61

ACCESS	Contract	England and Wales
24 month ratio of assessments to patient IDs	1.50	1.09

ACTIVITY	Contract
Contract assess and fit appliances (case starts) as a percentage of Area Team case starts	17.7 %

Cumulative percentage of contracted UOA delivered 2018 & 2019



Month	Adjusted Scheduled Activity (UOA)		
	2017	2018	2019
April	577	827	1,849
May	1,899	3,096	3,815
June	3,097	4,512	5,940
July	4,389	6,478	
August	5,514	8,865	
September	7,071	10,659	
October	9,176	12,612	
November	11,306	14,587	
December	13,273	16,205	
January	14,919	17,439	
February	17,609	20,158	
March	20,668	21,407	
April	22,375	21,407	
May	22,396	21,410	
June	22,396	21,412	

#### QUANTITY METRICS (rolling 12 month period)

	Contract Quantity	Contract Base Number	Contract *	Area Team	Region	England
% of all assessments that were assess and fit appliances (case starts)	1,035	2,753	37.6%	47.7%	62.1%	60.4%
% of all assessments that were assess and refuse	303	2,753	11.0%	13.4%	11.2%	11.4%
% of all assessments that were assess and review	1,415	2,753	51.4%	38.9%	26.8%	28.3%
% of case starts with a reported IOTN of 3 and Aesthetic Component of 5 or below	4	1,035	0.4%	0.1%	0.1%	0.1%
% of case starts with a reported IOTN of 3 and Aesthetic Component of 6 or above	24	1,035	2.3%	2.3%	3.7%	4.0%
% of case starts with a reported IOTN of 4	765	1,035	73.9%	81.9%	78.7%	77.8%
% of case starts with a reported IOTN of 5	238	1,035	23.0%	14.6%	16.8%	16.7%
% of concluded courses in receipt of dual-arch fixed appliances	762	891	85.5%	75.8%	77.1%	74.3%
% of concluded courses where treatment was abandoned or discontinued	109	891	12.2%	7.6%	7.4%	6.9%
% of patients satisfied with the treatment they have received	22	22	100.0%	92.9%	95.9%	95.7%

\* Figures in italics indicate that the base number is less than 100.

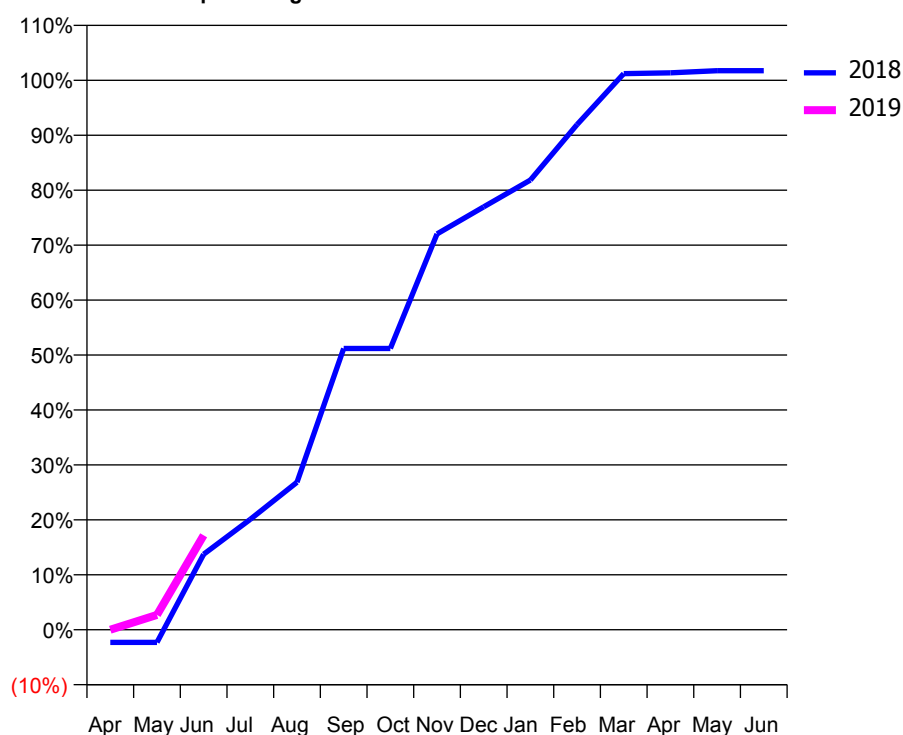
### Q49 - Vital Signs Orthodontic At a Glance Contract Report for 270601/0002 - June 2018

Name or company name	MR UM QURESHI	18/19 Contracted general activity (UDA)	0
Contract type name	PDS Contract	Carry forward general activity (UDA)	0
Purpose of contract	Orthodontic	18/19 Contracted orthodontic activity (UOA)	5,376
Contract start date	01/11/2010	Carry forward orthodontic activity (UOA)	0
Contract end date	31/03/2019	Baseline contract value	£362,295.40

ACCESS	Contract	England and Wales
24 month ratio of assessments to patient IDs	1.31	1.09

ACTIVITY	Contract
Contract assess and fit appliances (case starts) as a percentage of Area Team case starts	4.4 %

Cumulative percentage of contracted UOA delivered 2018 & 2019



Month	Adjusted Scheduled Activity (UOA)		
	2017	2018	2019
April	-309	-125	0
May	-201	-125	146
June	115	739	924
July	202	1,081	
August	541	1,443	
September	1,232	2,752	
October	1,666	2,752	
November	2,226	3,873	
December	2,805	4,138	
January	2,938	4,400	
February	3,361	4,942	
March	4,335	5,441	
April	4,699	5,448	
May	4,699	5,469	
June	5,251	5,469	

#### QUANTITY METRICS (rolling 12 month period)

	Contract Quantity	Contract Base Number	Contract *	Area Team	Region	England
% of all assessments that were assess and fit appliances (case starts)	255	605	42.1%	47.7%	62.1%	60.4%
% of all assessments that were assess and refuse	46	605	7.6%	13.4%	11.2%	11.4%
% of all assessments that were assess and review	304	605	50.2%	38.9%	26.8%	28.3%
% of case starts with a reported IOTN of 3 and Aesthetic Component of 5 or below	0	255	N/A	0.1%	0.1%	0.1%
% of case starts with a reported IOTN of 3 and Aesthetic Component of 6 or above	3	255	1.2%	2.3%	3.7%	4.0%
% of case starts with a reported IOTN of 4	227	255	89.0%	81.9%	78.7%	77.8%
% of case starts with a reported IOTN of 5	21	255	8.2%	14.6%	16.8%	16.7%
% of concluded courses in receipt of dual-arch fixed appliances	267	284	94.0%	75.8%	77.1%	74.3%
% of concluded courses where treatment was abandoned or discontinued	7	284	2.5%	7.6%	7.4%	6.9%
% of patients satisfied with the treatment they have received	6	6	100.0%	92.9%	95.9%	95.7%

\* Figures in italics indicate that the base number is less than 100.



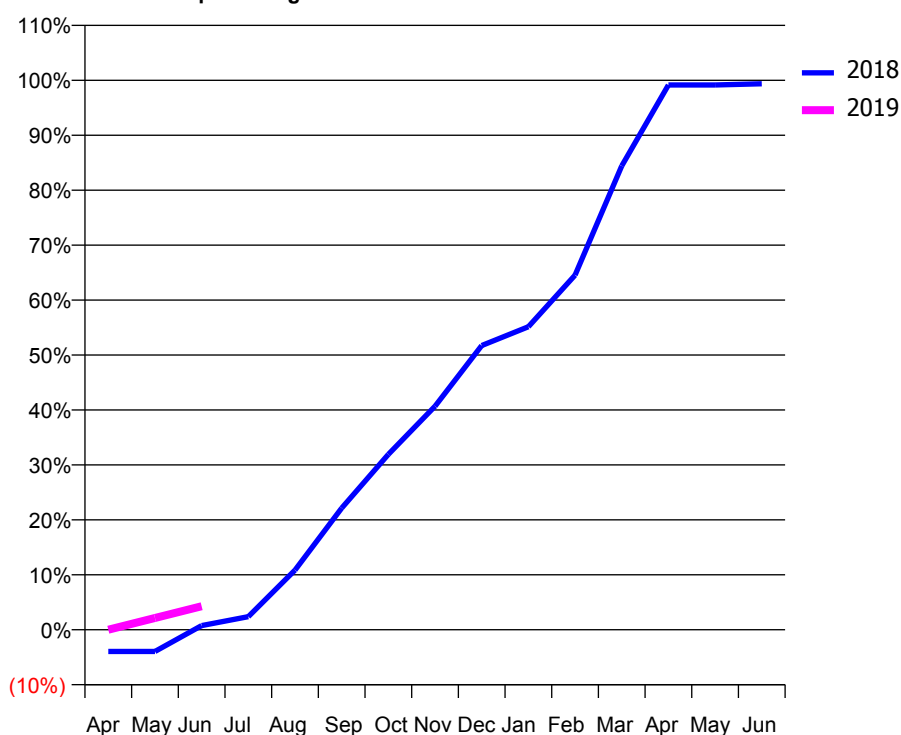
### Q49 - Vital Signs Orthodontic At a Glance Contract Report for 270601/0003 - June 2018

Name or company name	MR UM QURESHI	18/19 Contracted general activity (UDA)	0
Contract type name	PDS Contract	Carry forward general activity (UDA)	0
Purpose of contract	Orthodontic	18/19 Contracted orthodontic activity (UOA)	10,753
Contract start date	01/12/2010	Carry forward orthodontic activity (UOA)	0
Contract end date	31/03/2019	Baseline contract value	£722,421.38

ACCESS	Contract	England and Wales
24 month ratio of assessments to patient IDs	1.43	1.09

ACTIVITY	Contract
Contract assess and fit appliances (case starts) as a percentage of Area Team case starts	8.5 %

Cumulative percentage of contracted UOA delivered 2018 & 2019



Month	Adjusted Scheduled Activity (UOA)		
	2017	2018	2019
April	-397	-427	0
May	16	-427	231
June	620	81	460
July	780	257	
August	1,128	1,169	
September	1,994	2,380	
October	2,412	3,432	
November	2,773	4,374	
December	4,428	5,561	
January	4,828	5,931	
February	5,701	6,940	
March	7,503	9,076	
April	8,979	10,662	
May	8,979	10,662	
June	10,322	10,683	

#### QUANTITY METRICS (rolling 12 month period)

	Contract Quantity	Contract Base Number	Contract *	Area Team	Region	England
% of all assessments that were assess and fit appliances (case starts)	499	1,215	41.1%	47.7%	62.1%	60.4%
% of all assessments that were assess and refuse	77	1,215	6.3%	13.4%	11.2%	11.4%
% of all assessments that were assess and review	639	1,215	52.6%	38.9%	26.8%	28.3%
% of case starts with a reported IOTN of 3 and Aesthetic Component of 5 or below	0	499	N/A	0.1%	0.1%	0.1%
% of case starts with a reported IOTN of 3 and Aesthetic Component of 6 or above	16	499	3.2%	2.3%	3.7%	4.0%
% of case starts with a reported IOTN of 4	411	499	82.4%	81.9%	78.7%	77.8%
% of case starts with a reported IOTN of 5	71	499	14.2%	14.6%	16.8%	16.7%
% of concluded courses in receipt of dual-arch fixed appliances	406	437	92.9%	75.8%	77.1%	74.3%
% of concluded courses where treatment was abandoned or discontinued	13	437	3.0%	7.6%	7.4%	6.9%
% of patients satisfied with the treatment they have received	16	16	100.0%	92.9%	95.9%	95.7%

\* Figures in italics indicate that the base number is less than 100.

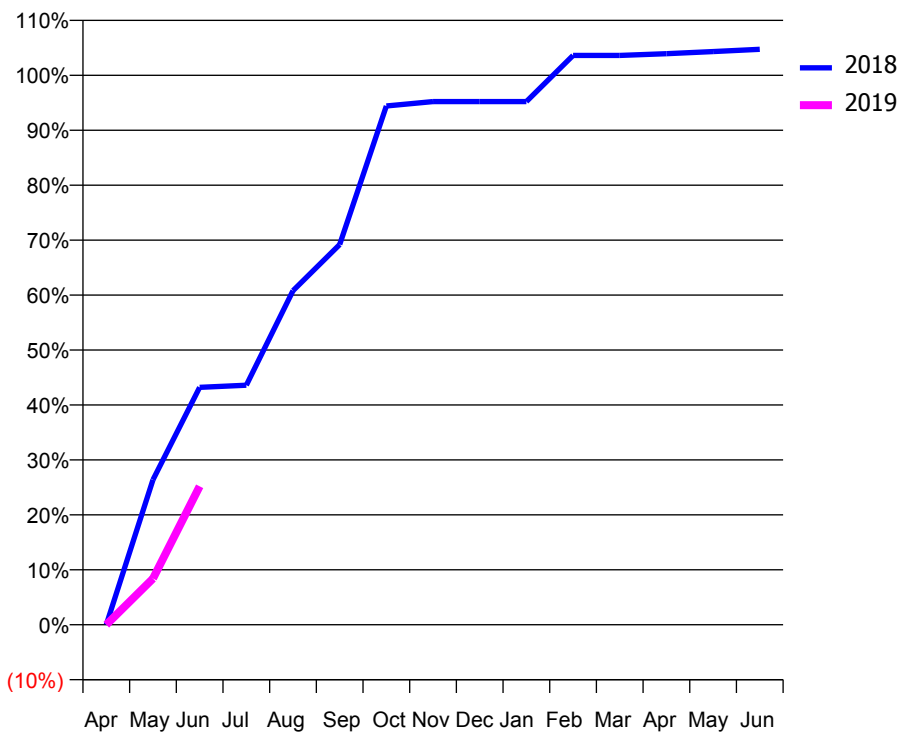
### Q49 - Vital Signs Orthodontic At a Glance Contract Report for 329711/0001 - June 2018

Name or company name	MR S NEPALI	18/19 Contracted general activity (UDA)	9,100
Contract type name	GDS Contract	Carry forward general activity (UDA)	0
Purpose of contract	General and Orthodontic	18/19 Contracted orthodontic activity (UOA)	250
Contract start date	01/04/2006	Carry forward orthodontic activity (UOA)	0
Contract end date		Baseline contract value	£231,550.00

ACCESS	Contract	England and Wales
24 month ratio of assessments to patient IDs	1.20	1.09

ACTIVITY	Contract
Contract assess and fit appliances (case starts) as a percentage of Area Team case starts	0.2 %

Cumulative percentage of contracted UOA delivered 2018 & 2019



Month	Adjusted Scheduled Activity (UOA)		
	2017	2018	2019
April	63	0	0
May	148	66	21
June	170	108	63
July	238	109	
August	239	152	
September	242	173	
October	246	236	
November	246	238	
December	246	238	
January	246	238	
February	246	259	
March	246	259	
April	246	260	
May	246	261	
June	247	262	

#### QUANTITY METRICS (rolling 12 month period)

	Contract Quantity	Contract Base Number	Contract *	Area Team	Region	England
% of all assessments that were assess and fit appliances (case starts)	10	16	62.5%	47.7%	62.1%	60.4%
% of all assessments that were assess and refuse	0	16	0.0%	13.4%	11.2%	11.4%
% of all assessments that were assess and review	6	16	37.5%	38.9%	26.8%	28.3%
% of case starts with a reported IOTN of 3 and Aesthetic Component of 5 or below	0	10	N/A	0.1%	0.1%	0.1%
% of case starts with a reported IOTN of 3 and Aesthetic Component of 6 or above	1	10	10.0%	2.3%	3.7%	4.0%
% of case starts with a reported IOTN of 4	7	10	70.0%	81.9%	78.7%	77.8%
% of case starts with a reported IOTN of 5	2	10	20.0%	14.6%	16.8%	16.7%
% of concluded courses in receipt of dual-arch fixed appliances	0	0	N/A	75.8%	77.1%	74.3%
% of concluded courses where treatment was abandoned or discontinued	0	0	N/A	7.6%	7.4%	6.9%
% of patients satisfied with the treatment they have received	1	1	100.0%	92.9%	95.9%	95.7%

\* Figures in italics indicate that the base number is less than 100.

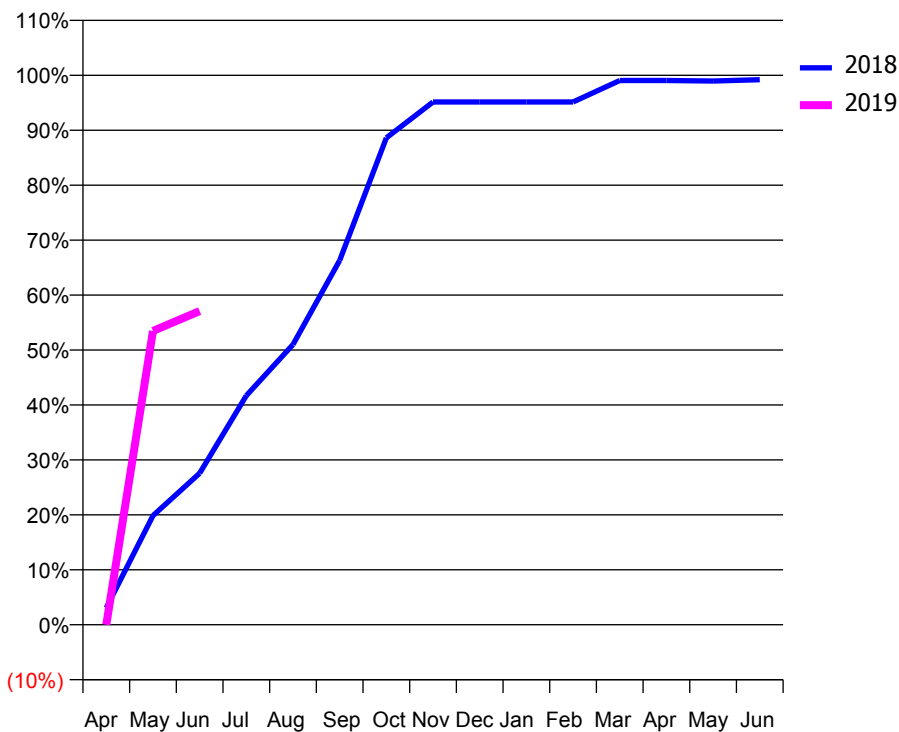
### Q49 - Vital Signs Orthodontic At a Glance Contract Report for 573639/0005 - June 2018

Name or company name	Windmill (Heaton) Orthodontics Ltd	18/19 Contracted general activity (UDA)	0
Contract type name	PDS Contract	Carry forward general activity (UDA)	0
Purpose of contract	Orthodontic	18/19 Contracted orthodontic activity (UOA)	16,923
Contract start date	01/04/2012	Carry forward orthodontic activity (UOA)	0
Contract end date	31/03/2019	Baseline contract value	£941,310.54

ACCESS	Contract	England and Wales
24 month ratio of assessments to patient IDs	1.42	1.09

ACTIVITY	Contract
Contract assess and fit appliances (case starts) as a percentage of Area Team case starts	17.0 %

Cumulative percentage of contracted UOA delivered 2018 & 2019



Month	Adjusted Scheduled Activity (UOA)		
	2017	2018	2019
April	484	525	0
May	1,466	3,363	9,051
June	2,126	4,666	9,660
July	2,680	7,059	
August	3,973	8,629	
September	5,249	11,221	
October	6,391	14,994	
November	8,116	16,101	
December	12,000	16,101	
January	14,271	16,101	
February	16,955	16,101	
March	16,955	16,762	
April	16,976	16,762	
May	17,058	16,744	
June	17,078	16,786	

#### QUANTITY METRICS (rolling 12 month period)

	Contract Quantity	Contract Base Number	Contract *	Area Team	Region	England
% of all assessments that were assess and fit appliances (case starts)	995	2,402	41.4%	47.7%	62.1%	60.4%
% of all assessments that were assess and refuse	327	2,402	13.6%	13.4%	11.2%	11.4%
% of all assessments that were assess and review	1,080	2,402	45.0%	38.9%	26.8%	28.3%
% of case starts with a reported IOTN of 3 and Aesthetic Component of 5 or below	1	995	0.1%	0.1%	0.1%	0.1%
% of case starts with a reported IOTN of 3 and Aesthetic Component of 6 or above	43	995	4.3%	2.3%	3.7%	4.0%
% of case starts with a reported IOTN of 4	797	995	80.1%	81.9%	78.7%	77.8%
% of case starts with a reported IOTN of 5	154	995	15.5%	14.6%	16.8%	16.7%
% of concluded courses in receipt of dual-arch fixed appliances	163	580	28.1%	75.8%	77.1%	74.3%
% of concluded courses where treatment was abandoned or discontinued	14	580	2.4%	7.6%	7.4%	6.9%
% of patients satisfied with the treatment they have received	16	17	94.1%	92.9%	95.9%	95.7%

\* Figures in italics indicate that the base number is less than 100.

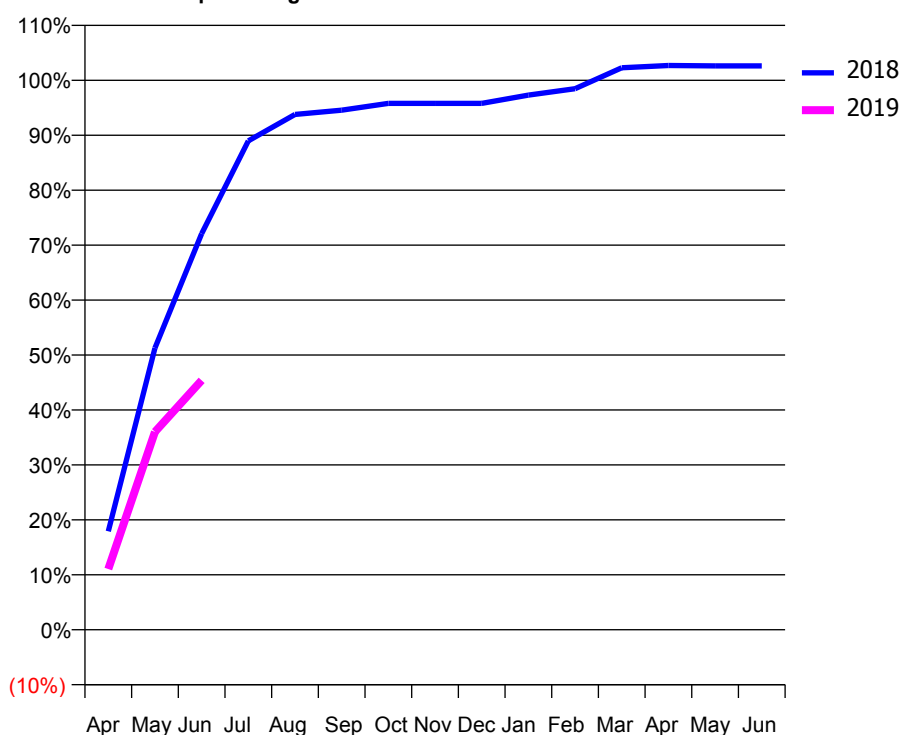
### Q49 - Vital Signs Orthodontic At a Glance Contract Report for 573639/0006 - June 2018

Name or company name	MR SB PABARY	18/19 Contracted general activity (UDA)	0
Contract type name	PDS Contract	Carry forward general activity (UDA)	0
Purpose of contract	Orthodontic	18/19 Contracted orthodontic activity (UOA)	9,464
Contract start date	01/04/2013	Carry forward orthodontic activity (UOA)	0
Contract end date	31/03/2019	Baseline contract value	£523,789.90

ACCESS	Contract	England and Wales
24 month ratio of assessments to patient IDs	1.07	1.09

ACTIVITY	Contract
Contract assess and fit appliances (case starts) as a percentage of Area Team case starts	5.3 %

Cumulative percentage of contracted UOA delivered 2018 & 2019



Month	Adjusted Scheduled Activity (UOA)		
	2017	2018	2019
April	21	1,697	1,047
May	183	4,854	3,410
June	302	6,821	4,296
July	589	8,420	
August	3,031	8,875	
September	5,347	8,949	
October	7,466	9,065	
November	8,448	9,065	
December	9,350	9,065	
January	9,639	9,208	
February	9,639	9,318	
March	9,639	9,680	
April	9,736	9,718	
May	9,749	9,712	
June	9,748	9,711	

#### QUANTITY METRICS (rolling 12 month period)

	Contract Quantity	Contract Base Number	Contract *	Area Team	Region	England
% of all assessments that were assess and fit appliances (case starts)	313	1,009	31.0%	47.7%	62.1%	60.4%
% of all assessments that were assess and refuse	511	1,009	50.6%	13.4%	11.2%	11.4%
% of all assessments that were assess and review	185	1,009	18.3%	38.9%	26.8%	28.3%
% of case starts with a reported IOTN of 3 and Aesthetic Component of 5 or below	1	313	0.3%	0.1%	0.1%	0.1%
% of case starts with a reported IOTN of 3 and Aesthetic Component of 6 or above	21	313	6.7%	2.3%	3.7%	4.0%
% of case starts with a reported IOTN of 4	209	313	66.8%	81.9%	78.7%	77.8%
% of case starts with a reported IOTN of 5	78	313	24.9%	14.6%	16.8%	16.7%
% of concluded courses in receipt of dual-arch fixed appliances	184	280	65.7%	75.8%	77.1%	74.3%
% of concluded courses where treatment was abandoned or discontinued	30	280	10.7%	7.6%	7.4%	6.9%
% of patients satisfied with the treatment they have received	14	15	93.3%	92.9%	95.9%	95.7%

\* Figures in italics indicate that the base number is less than 100.

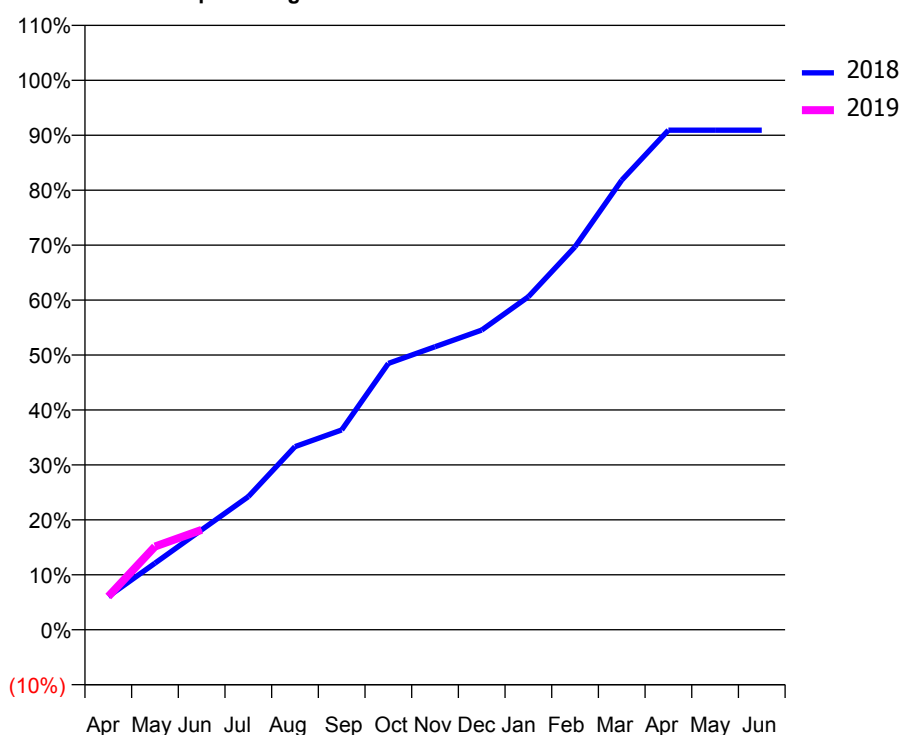
### Q49 - Vital Signs Orthodontic At a Glance Contract Report for 574112/0001 - June 2018

Name or company name	Vine, Williamson and Hall	18/19 Contracted general activity (UDA)	40,129
Contract type name	GDS Contract	Carry forward general activity (UDA)	0
Purpose of contract	General and Orthodontic	18/19 Contracted orthodontic activity (UOA)	33
Contract start date	01/04/2006	Carry forward orthodontic activity (UOA)	0
Contract end date		Baseline contract value	£1,029,809.09

ACCESS	Contract	England and Wales
24 month ratio of assessments to patient IDs	1.05	1.09

ACTIVITY	Contract
Contract assess and fit appliances (case starts) as a percentage of Area Team case starts	0.0 %

Cumulative percentage of contracted UOA delivered 2018 & 2019



Month	Adjusted Scheduled Activity (UOA)		
	2017	2018	2019
April	1	2	2
May	5	4	5
June	6	6	6
July	9	8	
August	9	11	
September	12	12	
October	18	16	
November	22	17	
December	24	18	
January	26	20	
February	28	23	
March	30	27	
April	32	30	
May	32	30	
June	32	30	

#### QUANTITY METRICS (rolling 12 month period)

	Contract Quantity	Contract Base Number	Contract *	Area Team	Region	England
% of all assessments that were assess and fit appliances (case starts)	0	31	0.0%	47.7%	62.1%	60.4%
% of all assessments that were assess and refuse	0	31	0.0%	13.4%	11.2%	11.4%
% of all assessments that were assess and review	31	31	100.0%	38.9%	26.8%	28.3%
% of case starts with a reported IOTN of 3 and Aesthetic Component of 5 or below	0	0	N/A	0.1%	0.1%	0.1%
% of case starts with a reported IOTN of 3 and Aesthetic Component of 6 or above	0	0	N/A	2.3%	3.7%	4.0%
% of case starts with a reported IOTN of 4	0	0	N/A	81.9%	78.7%	77.8%
% of case starts with a reported IOTN of 5	0	0	N/A	14.6%	16.8%	16.7%
% of concluded courses in receipt of dual-arch fixed appliances	0	0	N/A	75.8%	77.1%	74.3%
% of concluded courses where treatment was abandoned or discontinued	0	0	N/A	7.6%	7.4%	6.9%
% of patients satisfied with the treatment they have received	0	0	N/A	92.9%	95.9%	95.7%

\* Figures in italics indicate that the base number is less than 100.

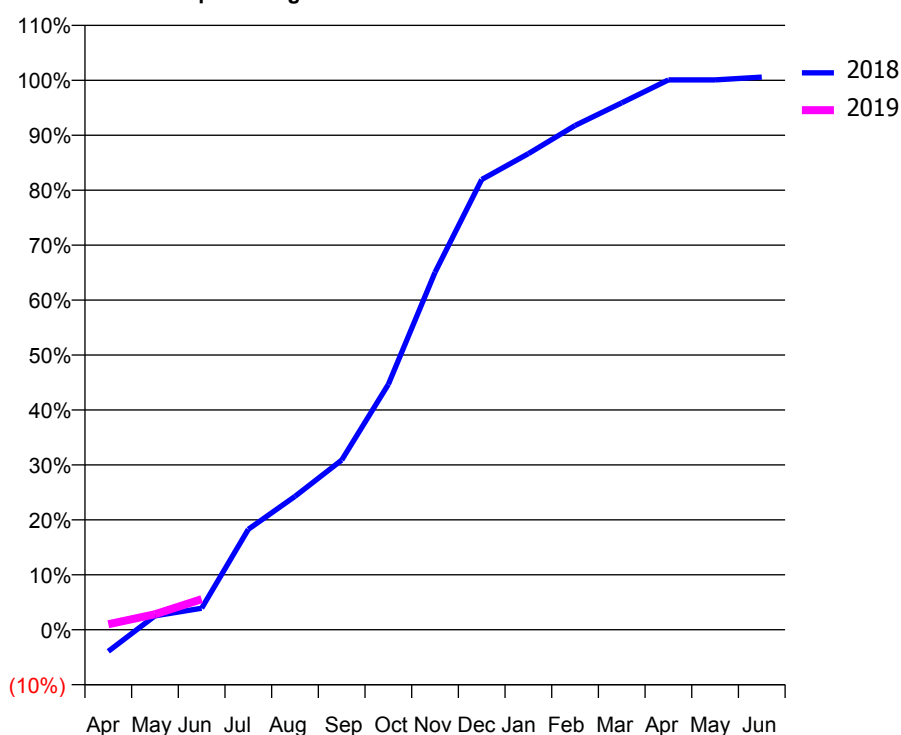
### Q49 - Vital Signs Orthodontic At a Glance Contract Report for 713023/0001 - June 2018

Name or company name	DR RS HOBSON	18/19 Contracted general activity (UDA)	0
Contract type name	PDS Contract	Carry forward general activity (UDA)	0
Purpose of contract	Orthodontic	18/19 Contracted orthodontic activity (UOA)	4,600
Contract start date	01/07/2010	Carry forward orthodontic activity (UOA)	0
Contract end date	31/03/2020	Baseline contract value	£305,612.38

ACCESS	Contract	England and Wales
24 month ratio of assessments to patient IDs	1.04	1.09

ACTIVITY	Contract
Contract assess and fit appliances (case starts) as a percentage of Area Team case starts	3.9 %

Cumulative percentage of contracted UOA delivered 2018 & 2019



Month	Adjusted Scheduled Activity (UOA)		
	2017	2018	2019
April	-209	-181	46
May	302	117	130
June	833	180	256
July	855	841	
August	1,219	1,117	
September	1,901	1,420	
October	2,523	2,055	
November	2,989	2,992	
December	3,436	3,769	
January	3,817	3,986	
February	4,133	4,221	
March	4,332	4,411	
April	4,419	4,603	
May	4,419	4,603	
June	4,419	4,626	

#### QUANTITY METRICS (rolling 12 month period)

	Contract Quantity	Contract Base Number	Contract *	Area Team	Region	England
% of all assessments that were assess and fit appliances (case starts)	227	271	83.8%	47.7%	62.1%	60.4%
% of all assessments that were assess and refuse	4	271	1.5%	13.4%	11.2%	11.4%
% of all assessments that were assess and review	40	271	14.8%	38.9%	26.8%	28.3%
% of case starts with a reported IOTN of 3 and Aesthetic Component of 5 or below	0	227	N/A	0.1%	0.1%	0.1%
% of case starts with a reported IOTN of 3 and Aesthetic Component of 6 or above	6	227	2.6%	2.3%	3.7%	4.0%
% of case starts with a reported IOTN of 4	200	227	88.1%	81.9%	78.7%	77.8%
% of case starts with a reported IOTN of 5	21	227	9.3%	14.6%	16.8%	16.7 %
% of concluded courses in receipt of dual-arch fixed appliances	23	79	29.1%	75.8%	77.1%	74.3%
% of concluded courses where treatment was abandoned or discontinued	8	79	10.1%	7.6%	7.4%	6.9%
% of patients satisfied with the treatment they have received	4	5	80.0%	92.9%	95.9%	95.7%

\* Figures in italics indicate that the base number is less than 100.

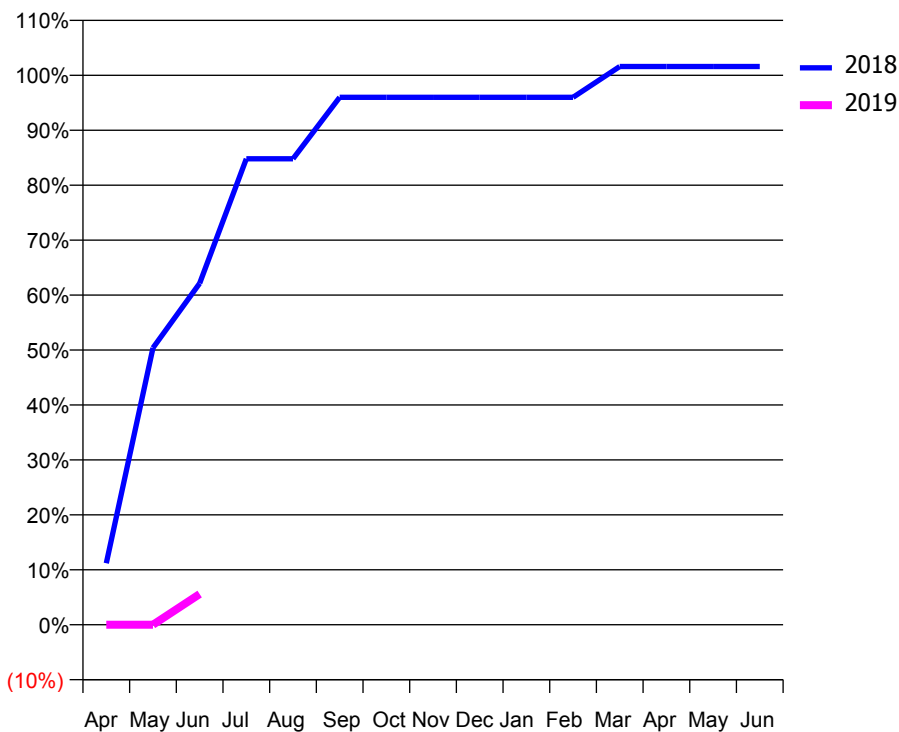
### Q49 - Vital Signs Orthodontic At a Glance Contract Report for 784540/0001 - June 2018

Name or company name	JL and VA Gamon	18/19 Contracted general activity (UDA)	13,247
Contract type name	GDS Contract	Carry forward general activity (UDA)	0
Purpose of contract	General and Orthodontic	18/19 Contracted orthodontic activity (UOA)	375
Contract start date	12/04/2009	Carry forward orthodontic activity (UOA)	0
Contract end date		Baseline contract value	£320,131.07

ACCESS	Contract	England and Wales
24 month ratio of assessments to patient IDs	1.29	1.09

ACTIVITY	Contract
Contract assess and fit appliances (case starts) as a percentage of Area Team case starts	0.1 %

Cumulative percentage of contracted UOA delivered 2018 & 2019



Month	Adjusted Scheduled Activity (UOA)		
	2017	2018	2019
April	23	42	0
May	23	189	0
June	23	233	21
July	23	318	
August	27	318	
September	27	360	
October	27	360	
November	37	360	
December	38	360	
January	166	360	
February	271	360	
March	357	381	
April	378	381	
May	378	381	
June	378	381	

#### QUANTITY METRICS (rolling 12 month period)

	Contract Quantity	Contract Base Number	Contract *	Area Team	Region	England
% of all assessments that were assess and fit appliances (case starts)	8	9	88.9%	47.7%	62.1%	60.4%
% of all assessments that were assess and refuse	1	9	11.1%	13.4%	11.2%	11.4%
% of all assessments that were assess and review	0	9	0.0%	38.9%	26.8%	28.3%
% of case starts with a reported IOTN of 3 and Aesthetic Component of 5 or below	0	8	N/A	0.1%	0.1%	0.1%
% of case starts with a reported IOTN of 3 and Aesthetic Component of 6 or above	0	8	N/A	2.3%	3.7%	4.0%
% of case starts with a reported IOTN of 4	5	8	62.5%	81.9%	78.7%	77.8%
% of case starts with a reported IOTN of 5	3	8	37.5%	14.6%	16.8%	16.7%
% of concluded courses in receipt of dual-arch fixed appliances	3	6	50.0%	75.8%	77.1%	74.3%
% of concluded courses where treatment was abandoned or discontinued	1	6	16.7%	7.6%	7.4%	6.9%
% of patients satisfied with the treatment they have received	0	0	N/A	92.9%	95.9%	95.7%

\* Figures in italics indicate that the base number is less than 100.

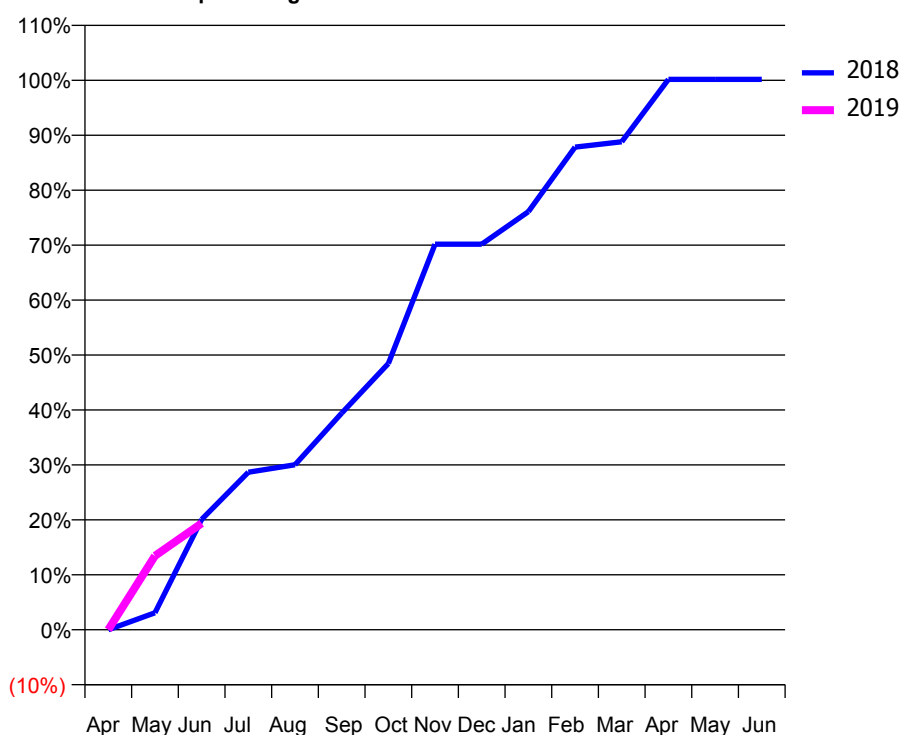
### Q49 - Vital Signs Orthodontic At a Glance Contract Report for 914797/0001 - June 2018

Name or company name	MR RJ PARKER	18/19 Contracted general activity (UDA)	300
Contract type name	GDS Contract	Carry forward general activity (UDA)	0
Purpose of contract	General and Orthodontic	18/19 Contracted orthodontic activity (UOA)	810
Contract start date	01/04/2006	Carry forward orthodontic activity (UOA)	0
Contract end date		Baseline contract value	£59,882.66

ACCESS	Contract	England and Wales
24 month ratio of assessments to patient IDs	1.13	1.09

ACTIVITY	Contract
Contract assess and fit appliances (case starts) as a percentage of Area Team case starts	0.6 %

Cumulative percentage of contracted UOA delivered 2018 & 2019



Month	Adjusted Scheduled Activity (UOA)		
	2017	2018	2019
April	0	0	0
May	8	25	109
June	51	163	157
July	271	232	
August	401	243	
September	413	319	
October	481	392	
November	527	568	
December	553	568	
January	560	616	
February	610	711	
March	612	719	
April	813	811	
May	814	811	
June	814	811	

#### QUANTITY METRICS (rolling 12 month period)

	Contract Quantity	Contract Base Number	Contract *	Area Team	Region	England
% of all assessments that were assess and fit appliances (case starts)	35	118	29.7%	47.7%	62.1%	60.4%
% of all assessments that were assess and refuse	9	118	7.6%	13.4%	11.2%	11.4%
% of all assessments that were assess and review	74	118	62.7%	38.9%	26.8%	28.3%
% of case starts with a reported IOTN of 3 and Aesthetic Component of 5 or below	0	35	<i>N/A</i>	0.1%	0.1%	0.1%
% of case starts with a reported IOTN of 3 and Aesthetic Component of 6 or above	0	35	<i>N/A</i>	2.3%	3.7%	4.0%
% of case starts with a reported IOTN of 4	29	35	82.9%	81.9%	78.7%	77.8%
% of case starts with a reported IOTN of 5	6	35	17.1%	14.6%	16.8%	16.7%
% of concluded courses in receipt of dual-arch fixed appliances	24	30	80.0%	75.8%	77.1%	74.3%
% of concluded courses where treatment was abandoned or discontinued	3	30	10.0%	7.6%	7.4%	6.9%
% of patients satisfied with the treatment they have received	0	0	<i>N/A</i>	92.9%	95.9%	95.7%

\* Figures in italics indicate that the base number is less than 100.



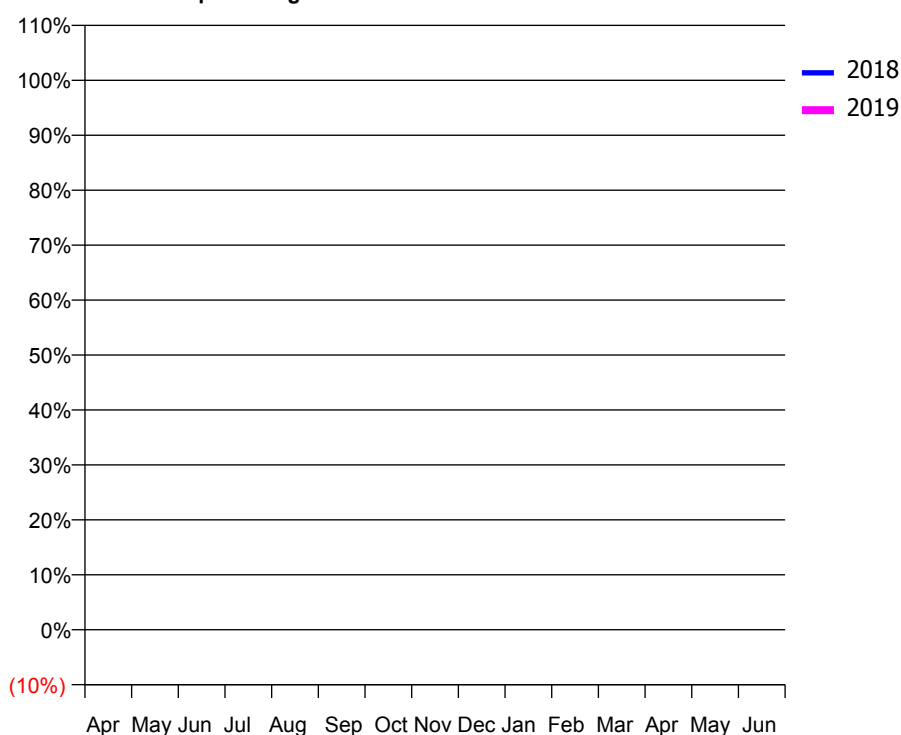
### Q50 - Vital Signs Orthodontic At a Glance Contract Report for 100470/0000 - June 2018

Name or company name	The Forum Practice Ltd	18/19 Contracted general activity (UDA)	0
Contract type name	PDS Contract	Carry forward general activity (UDA)	0
Purpose of contract	Orthodontic	18/19 Contracted orthodontic activity (UOA)	0
Contract start date	01/05/2017	Carry forward orthodontic activity (UOA)	0
Contract end date	31/03/2019	Baseline contract value	£1.00

ACCESS	Contract	England and Wales
24 month ratio of assessments to patient IDs	1.00	1.09

ACTIVITY	Contract
Contract assess and fit appliances (case starts) as a percentage of Area Team case starts	5.2 %

Cumulative percentage of contracted UOA delivered 2018 & 2019



Month	Adjusted Scheduled Activity (UOA)		
	2017	2018	2019
April	0	0	64
May	0	0	108
June	0	0	108
July	0	86	
August	0	1,718	
September	0	2,433	
October	0	3,469	
November	0	3,989	
December	0	4,887	
January	0	4,994	
February	0	5,869	
March	0	6,159	
April	0	6,397	
May	0	6,397	
June	0	6,397	

#### QUANTITY METRICS (rolling 12 month period)

	Contract Quantity	Contract Base Number	Contract *	Area Team	Region	England
% of all assessments that were assess and fit appliances (case starts)	305	331	92.1%	65.0%	62.1%	60.4%
% of all assessments that were assess and refuse	4	331	1.2%	8.7%	11.2%	11.4%
% of all assessments that were assess and review	22	331	6.6%	26.3%	26.8%	28.3%
% of case starts with a reported IOTN of 3 and Aesthetic Component of 5 or below	0	305	N/A	0.5%	0.1%	0.1%
% of case starts with a reported IOTN of 3 and Aesthetic Component of 6 or above	0	305	N/A	3.8%	3.7%	4.0%
% of case starts with a reported IOTN of 4	299	305	98.0%	79.3%	78.7%	77.8%
% of case starts with a reported IOTN of 5	6	305	2.0%	15.3%	16.8%	16.7 %
% of concluded courses in receipt of dual-arch fixed appliances	34	74	45.9%	76.4%	77.1%	74.3%
% of concluded courses where treatment was abandoned or discontinued	19	74	25.7%	9.1%	7.4%	6.9%
% of patients satisfied with the treatment they have received	5	8	62.5%	95.6%	95.9%	95.7%

\* Figures in italics indicate that the base number is less than 100.

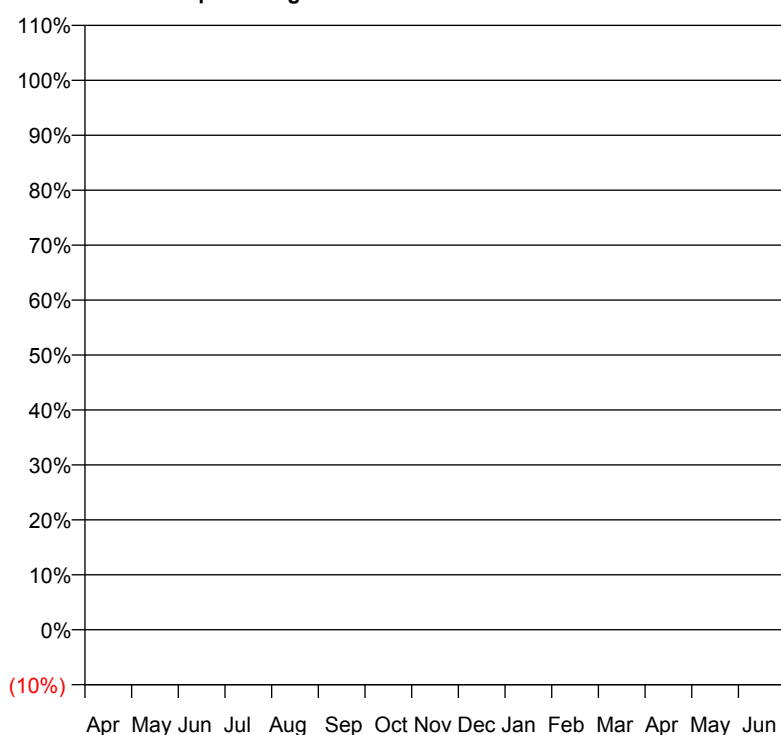
### Q50 - Vital Signs Orthodontic At a Glance Contract Report for 100489/0000 - June 2018

Name or company name	Mr K Dobbs (NLAG Ortho Patients)	18/19 Contracted general activity (UDA)	0
Contract type name	PDS Contract	Carry forward general activity (UDA)	0
Purpose of contract	Orthodontic	18/19 Contracted orthodontic activity (UOA)	0
Contract start date	01/07/2017	Carry forward orthodontic activity (UOA)	0
Contract end date	31/03/2019	Baseline contract value	£176,516.00

ACCESS	Contract	England and Wales
24 month ratio of assessments to patient IDs	1.24	1.09

ACTIVITY	Contract
Contract assess and fit appliances (case starts) as a percentage of Area Team case starts	3.2 %

Cumulative percentage of contracted UOA delivered 2018 & 2019



— 2018  
— 2019

Month	Adjusted Scheduled Activity (UOA)		
	2017	2018	2019
April	0	0	0
May	0	0	128
June	0	0	128
July	0	0	
August	0	0	
September	0	0	
October	0	767	
November	0	1,872	
December	0	2,308	
January	0	2,308	
February	0	2,711	
March	0	2,931	
April	0	3,091	
May	0	3,093	
June	0	3,093	

#### QUANTITY METRICS (rolling 12 month period)

	Contract Quantity	Contract Base Number	Contract *	Area Team	Region	England
% of all assessments that were assess and fit appliances (case starts)	190	247	76.9%	65.0%	62.1%	60.4%
% of all assessments that were assess and refuse	0	247	0.0%	8.7%	11.2%	11.4%
% of all assessments that were assess and review	57	247	23.1%	26.3%	26.8%	28.3%
% of case starts with a reported IOTN of 3 and Aesthetic Component of 5 or below	24	190	12.6%	0.5%	0.1%	0.1%
% of case starts with a reported IOTN of 3 and Aesthetic Component of 6 or above	20	190	10.5%	3.8%	3.7%	4.0%
% of case starts with a reported IOTN of 4	109	190	57.4%	79.3%	78.7%	77.8%
% of case starts with a reported IOTN of 5	34	190	17.9%	15.3%	16.8%	16.7 %
% of concluded courses in receipt of dual-arch fixed appliances	0	0	<i>N/A</i>	76.4%	77.1%	74.3%
% of concluded courses where treatment was abandoned or discontinued	0	0	<i>N/A</i>	9.1%	7.4%	6.9%
% of patients satisfied with the treatment they have received	3	3	100.0%	95.6%	95.9%	95.7%

\* Figures in italics indicate that the base number is less than 100.

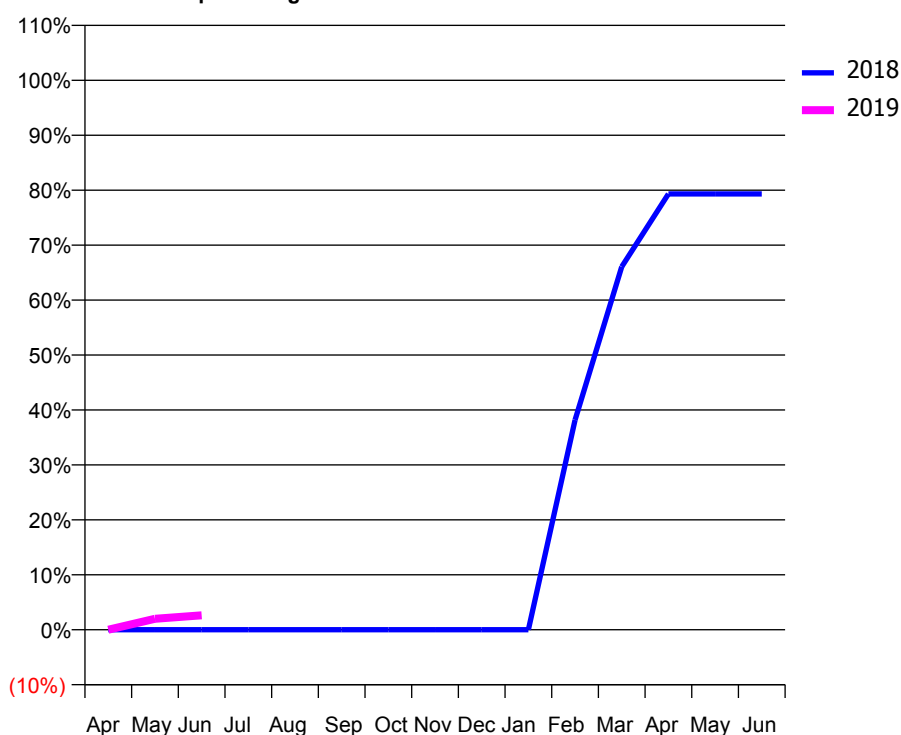
### Q50 - Vital Signs Orthodontic At a Glance Contract Report for 100553/0000 - June 2018

Name or company name	Mrs Julie Finn	18/19 Contracted general activity (UDA)	1,973
Contract type name	GDS Contract	Carry forward general activity (UDA)	0
Purpose of contract	General and Orthodontic	18/19 Contracted orthodontic activity (UOA)	690
Contract start date	22/10/2017	Carry forward orthodontic activity (UOA)	0
Contract end date	21/10/2018	Baseline contract value	£108,309.76

ACCESS	Contract	England and Wales
24 month ratio of assessments to patient IDs	1.02	1.09

ACTIVITY	Contract
Contract assess and fit appliances (case starts) as a percentage of Area Team case starts	0.4 %

Cumulative percentage of contracted UOA delivered 2018 & 2019



Month	Adjusted Scheduled Activity (UOA)		
	2017	2018	2019
April	0	0	0
May	0	0	14
June	0	0	18
July	0	0	
August	0	0	
September	0	0	
October	0	0	
November	0	0	
December	0	0	
January	0	0	
February	0	210	
March	0	363	
April	0	436	
May	0	436	
June	0	436	

#### QUANTITY METRICS (rolling 12 month period)

	Contract Quantity	Contract Base Number	Contract *	Area Team	Region	England
% of all assessments that were assess and fit appliances (case starts)	21	58	36.2%	65.0%	62.1%	60.4%
% of all assessments that were assess and refuse	1	58	1.7%	8.7%	11.2%	11.4%
% of all assessments that were assess and review	36	58	62.1%	26.3%	26.8%	28.3%
% of case starts with a reported IOTN of 3 and Aesthetic Component of 5 or below	0	21	N/A	0.5%	0.1%	0.1%
% of case starts with a reported IOTN of 3 and Aesthetic Component of 6 or above	0	21	N/A	3.8%	3.7%	4.0%
% of case starts with a reported IOTN of 4	21	21	100.0%	79.3%	78.7%	77.8%
% of case starts with a reported IOTN of 5	0	21	N/A	15.3%	16.8%	16.7 %
% of concluded courses in receipt of dual-arch fixed appliances	0	0	N/A	76.4%	77.1%	74.3%
% of concluded courses where treatment was abandoned or discontinued	0	0	N/A	9.1%	7.4%	6.9%
% of patients satisfied with the treatment they have received	0	0	N/A	95.6%	95.9%	95.7%

\* Figures in italics indicate that the base number is less than 100.

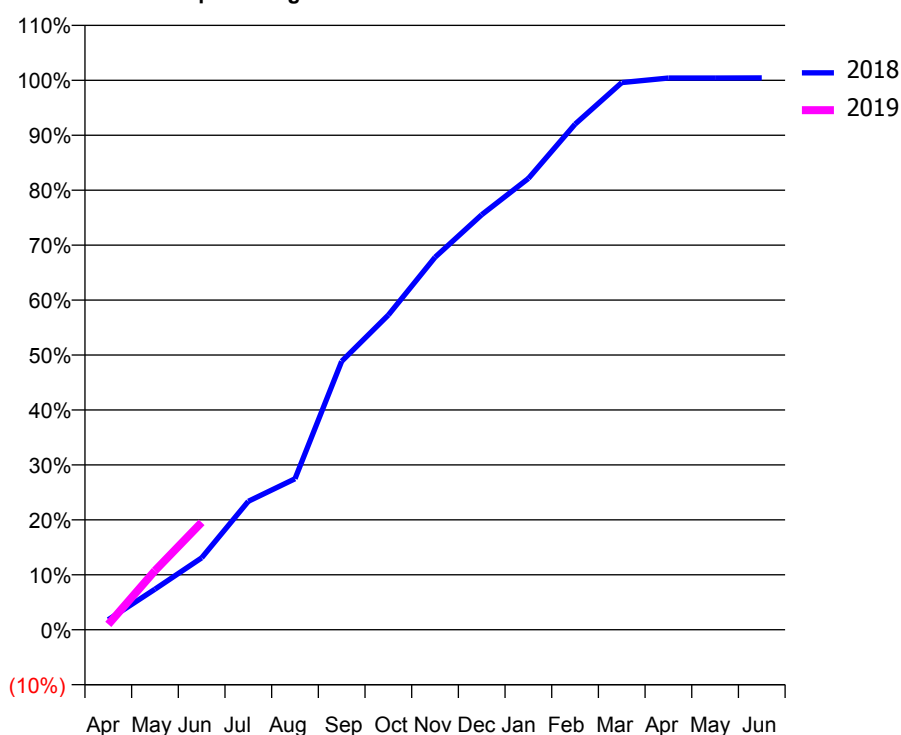
### Q50 - Vital Signs Orthodontic At a Glance Contract Report for 101974/0001 - June 2018

Name or company name	SMILE ORTHODONTICS YORKSHIRE LLP	18/19 Contracted general activity (UDA)	0
Contract type name	PDS Contract	Carry forward general activity (UDA)	0
Purpose of contract	Orthodontic	18/19 Contracted orthodontic activity (UOA)	13,002
Contract start date	01/04/2012	Carry forward orthodontic activity (UOA)	0
Contract end date	31/03/2019	Baseline contract value	£737,131.83

ACCESS	Contract	England and Wales
24 month ratio of assessments to patient IDs	1.03	1.09

ACTIVITY	Contract
Contract assess and fit appliances (case starts) as a percentage of Area Team case starts	11.2 %

Cumulative percentage of contracted UOA delivered 2018 & 2019



Month	Adjusted Scheduled Activity (UOA)		
	2017	2018	2019
April	42	239	127
May	275	960	1,399
June	843	1,702	2,542
July	1,354	3,041	
August	1,881	3,575	
September	2,889	6,354	
October	3,547	7,447	
November	5,553	8,813	
December	6,605	9,820	
January	9,003	10,677	
February	10,528	11,962	
March	12,505	12,947	
April	13,186	13,054	
May	13,189	13,056	
June	13,195	13,057	

#### QUANTITY METRICS (rolling 12 month period)

	Contract Quantity	Contract Base Number	Contract *	Area Team	Region	England
% of all assessments that were assess and fit appliances (case starts)	664	840	79.0%	65.0%	62.1%	60.4%
% of all assessments that were assess and refuse	52	840	6.2%	8.7%	11.2%	11.4%
% of all assessments that were assess and review	124	840	14.8%	26.3%	26.8%	28.3%
% of case starts with a reported IOTN of 3 and Aesthetic Component of 5 or below	0	664	N/A	0.5%	0.1%	0.1%
% of case starts with a reported IOTN of 3 and Aesthetic Component of 6 or above	5	664	0.8%	3.8%	3.7%	4.0%
% of case starts with a reported IOTN of 4	578	664	87.0%	79.3%	78.7%	77.8%
% of case starts with a reported IOTN of 5	75	664	11.3%	15.3%	16.8%	16.7 %
% of concluded courses in receipt of dual-arch fixed appliances	258	333	77.5%	76.4%	77.1%	74.3%
% of concluded courses where treatment was abandoned or discontinued	51	333	15.3%	9.1%	7.4%	6.9%
% of patients satisfied with the treatment they have received	9	9	100.0%	95.6%	95.9%	95.7%

\* Figures in italics indicate that the base number is less than 100.

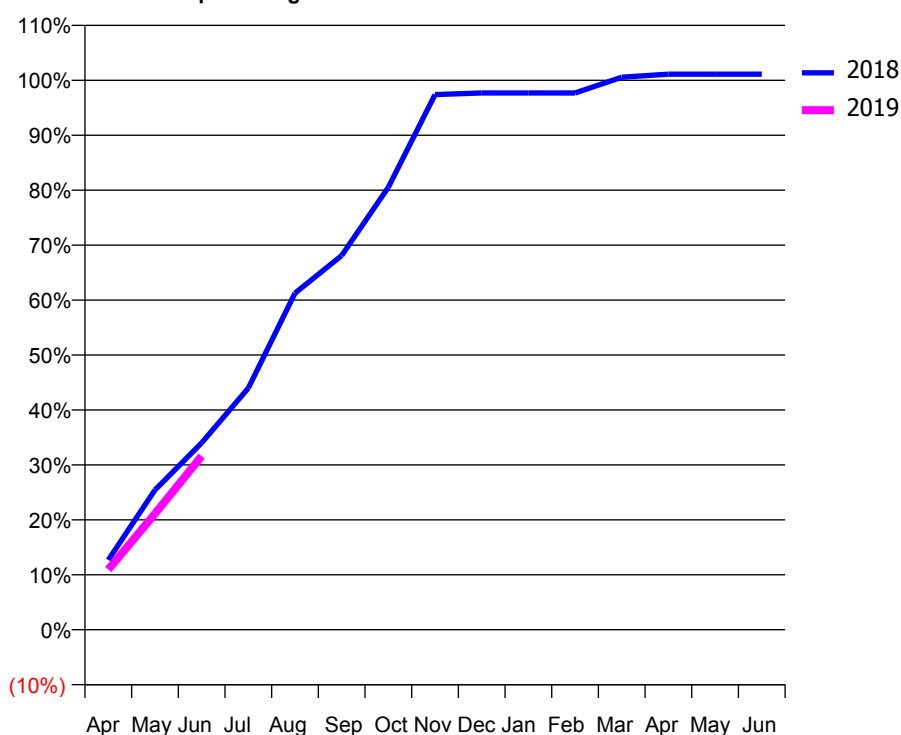
### Q50 - Vital Signs Orthodontic At a Glance Contract Report for 102741/0001 - June 2018

Name or company name	Orthokind Limited	18/19 Contracted general activity (UDA)	0
Contract type name	PDS Contract	Carry forward general activity (UDA)	0
Purpose of contract	Orthodontic	18/19 Contracted orthodontic activity (UOA)	7,500
Contract start date	21/10/2010	Carry forward orthodontic activity (UOA)	0
Contract end date	31/03/2019	Baseline contract value	£425,202.94

ACCESS	Contract	England and Wales
24 month ratio of assessments to patient IDs	1.00	1.09

ACTIVITY	Contract
Contract assess and fit appliances (case starts) as a percentage of Area Team case starts	6.0 %

Cumulative percentage of contracted UOA delivered 2018 & 2019



Month	Adjusted Scheduled Activity (UOA)		
	2017	2018	2019
April	56	953	822
May	1,645	1,908	1,584
June	2,301	2,550	2,370
July	2,784	3,299	
August	3,706	4,595	
September	4,594	5,108	
October	5,229	6,039	
November	5,717	7,304	
December	6,386	7,327	
January	6,881	7,327	
February	7,053	7,327	
March	7,441	7,540	
April	7,505	7,582	
May	7,505	7,582	
June	7,505	7,582	

#### QUANTITY METRICS (rolling 12 month period)

	Contract Quantity	Contract Base Number	Contract *	Area Team	Region	England
% of all assessments that were assess and fit appliances (case starts)	357	398	89.7%	65.0%	62.1%	60.4%
% of all assessments that were assess and refuse	16	398	4.0%	8.7%	11.2%	11.4%
% of all assessments that were assess and review	25	398	6.3%	26.3%	26.8%	28.3%
% of case starts with a reported IOTN of 3 and Aesthetic Component of 5 or below	0	357	N/A	0.5%	0.1%	0.1%
% of case starts with a reported IOTN of 3 and Aesthetic Component of 6 or above	25	357	7.0%	3.8%	3.7%	4.0%
% of case starts with a reported IOTN of 4	269	357	75.4%	79.3%	78.7%	77.8%
% of case starts with a reported IOTN of 5	61	357	17.1%	15.3%	16.8%	16.7 %
% of concluded courses in receipt of dual-arch fixed appliances	315	341	92.4%	76.4%	77.1%	74.3%
% of concluded courses where treatment was abandoned or discontinued	17	341	5.0%	9.1%	7.4%	6.9%
% of patients satisfied with the treatment they have received	10	10	100.0%	95.6%	95.9%	95.7%

\* Figures in italics indicate that the base number is less than 100.

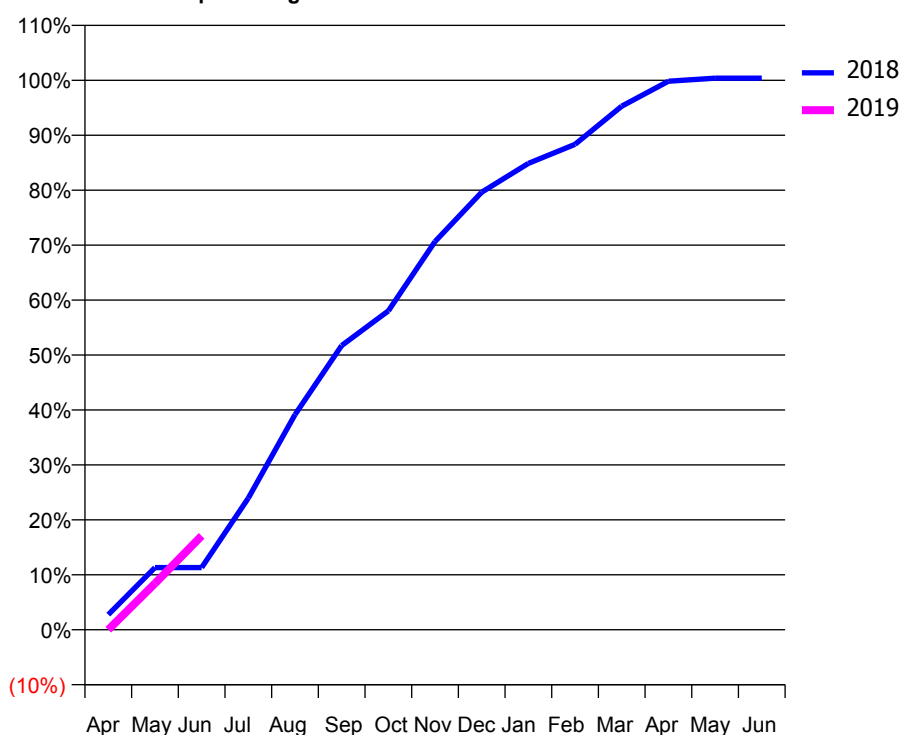
### Q50 - Vital Signs Orthodontic At a Glance Contract Report for 106003/0001 - June 2018

Name or company name	Orthodontic Centre (UK) Limited Company	18/19 Contracted general activity (UDA)	0
Contract type name	PDS Contract	Carry forward general activity (UDA)	0
Purpose of contract	Orthodontic	18/19 Contracted orthodontic activity (UOA)	12,421
Contract start date	01/04/2012	Carry forward orthodontic activity (UOA)	0
Contract end date	31/03/2019	Baseline contract value	£683,363.32

ACCESS	Contract	England and Wales
24 month ratio of assessments to patient IDs	1.11	1.09

ACTIVITY	Contract
Contract assess and fit appliances (case starts) as a percentage of Area Team case starts	10.1 %

Cumulative percentage of contracted UOA delivered 2018 & 2019



Month	Adjusted Scheduled Activity (UOA)		
	2017	2018	2019
April	81	341	0
May	2,002	1,407	1,048
June	2,978	1,407	2,124
July	3,672	2,978	
August	4,457	4,862	
September	5,828	6,425	
October	7,476	7,208	
November	8,859	8,776	
December	9,790	9,890	
January	10,699	10,542	
February	11,437	10,974	
March	12,254	11,834	
April	12,490	12,398	
May	12,532	12,469	
June	12,532	12,469	

#### QUANTITY METRICS (rolling 12 month period)

	Contract Quantity	Contract Base Number	Contract *	Area Team	Region	England
% of all assessments that were assess and fit appliances (case starts)	601	1,253	48.0%	65.0%	62.1%	60.4%
% of all assessments that were assess and refuse	118	1,253	9.4%	8.7%	11.2%	11.4%
% of all assessments that were assess and review	534	1,253	42.6%	26.3%	26.8%	28.3%
% of case starts with a reported IOTN of 3 and Aesthetic Component of 5 or below	0	601	N/A	0.5%	0.1%	0.1%
% of case starts with a reported IOTN of 3 and Aesthetic Component of 6 or above	4	601	0.7%	3.8%	3.7%	4.0%
% of case starts with a reported IOTN of 4	561	601	93.3%	79.3%	78.7%	77.8%
% of case starts with a reported IOTN of 5	31	601	5.2%	15.3%	16.8%	16.7%
% of concluded courses in receipt of dual-arch fixed appliances	518	559	92.7%	76.4%	77.1%	74.3%
% of concluded courses where treatment was abandoned or discontinued	17	559	3.0%	9.1%	7.4%	6.9%
% of patients satisfied with the treatment they have received	31	31	100.0%	95.6%	95.9%	95.7%

\* Figures in italics indicate that the base number is less than 100.

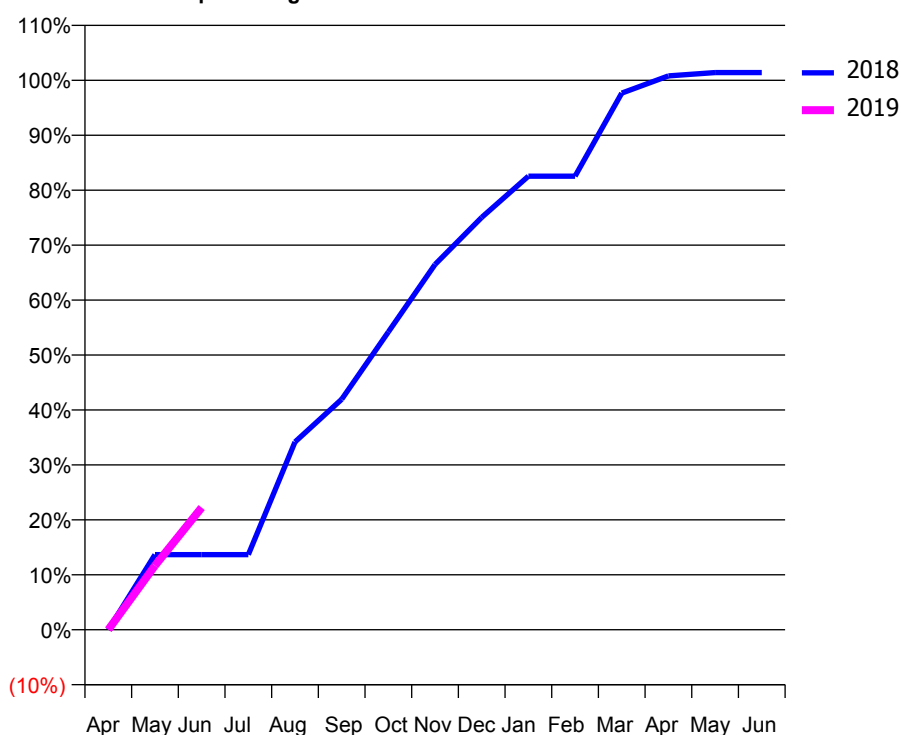
### Q50 - Vital Signs Orthodontic At a Glance Contract Report for 106003/0002 - June 2018

Name or company name	Orthodontic Centre (UK) Limited Company	18/19 Contracted general activity (UDA)	0
Contract type name	PDS Contract	Carry forward general activity (UDA)	0
Purpose of contract	Orthodontic	18/19 Contracted orthodontic activity (UOA)	3,500
Contract start date	01/01/2013	Carry forward orthodontic activity (UOA)	0
Contract end date	31/12/2019	Baseline contract value	£186,264.95

ACCESS	Contract	England and Wales
24 month ratio of assessments to patient IDs	1.06	1.09

ACTIVITY	Contract
Contract assess and fit appliances (case starts) as a percentage of Area Team case starts	3.0 %

Cumulative percentage of contracted UOA delivered 2018 & 2019



Month	Adjusted Scheduled Activity (UOA)		
	2017	2018	2019
April	75	0	0
May	562	479	409
June	585	479	778
July	909	479	
August	1,105	1,196	
September	1,433	1,468	
October	1,433	1,897	
November	2,138	2,327	
December	2,449	2,627	
January	2,648	2,889	
February	3,117	2,889	
March	3,290	3,418	
April	3,500	3,528	
May	3,500	3,549	
June	3,500	3,549	

#### QUANTITY METRICS (rolling 12 month period)

	Contract Quantity	Contract Base Number	Contract *	Area Team	Region	England
% of all assessments that were assess and fit appliances (case starts)	178	303	58.7%	65.0%	62.1%	60.4%
% of all assessments that were assess and refuse	42	303	13.9%	8.7%	11.2%	11.4%
% of all assessments that were assess and review	83	303	27.4%	26.3%	26.8%	28.3%
% of case starts with a reported IOTN of 3 and Aesthetic Component of 5 or below	0	178	N/A	0.5%	0.1%	0.1%
% of case starts with a reported IOTN of 3 and Aesthetic Component of 6 or above	1	178	0.6%	3.8%	3.7%	4.0%
% of case starts with a reported IOTN of 4	160	178	89.9%	79.3%	78.7%	77.8%
% of case starts with a reported IOTN of 5	16	178	9.0%	15.3%	16.8%	16.7%
% of concluded courses in receipt of dual-arch fixed appliances	131	149	87.9%	76.4%	77.1%	74.3%
% of concluded courses where treatment was abandoned or discontinued	13	149	8.7%	9.1%	7.4%	6.9%
% of patients satisfied with the treatment they have received	3	3	100.0%	95.6%	95.9%	95.7%

\* Figures in italics indicate that the base number is less than 100.

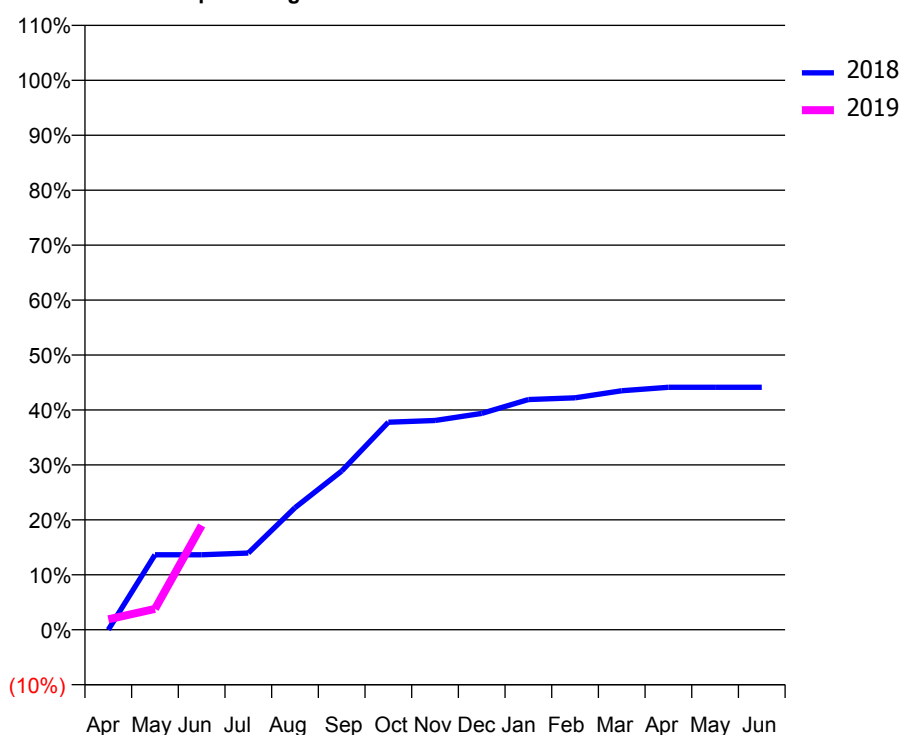
### Q50 - Vital Signs Orthodontic At a Glance Contract Report for 114650/0002 - June 2018

Name or company name	Community Dental Clinic	18/19 Contracted general activity (UDA)	4,500
Contract type name	PDS Contract	Carry forward general activity (UDA)	0
Purpose of contract	General and Orthodontic	18/19 Contracted orthodontic activity (UOA)	158
Contract start date	01/05/2007	Carry forward orthodontic activity (UOA)	0
Contract end date	30/09/2018	Baseline contract value	£440,965.91

ACCESS	Contract	England and Wales
24 month ratio of assessments to patient IDs	1.03	1.09

ACTIVITY	Contract
Contract assess and fit appliances (case starts) as a percentage of Area Team case starts	0.1 %

Cumulative percentage of contracted UOA delivered 2018 & 2019



Month	Adjusted Scheduled Activity (UOA)		
	2017	2018	2019
April	2	0	3
May	5	43	6
June	29	43	30
July	52	44	
August	53	70	
September	96	91	
October	117	119	
November	117	120	
December	183	124	
January	183	132	
February	249	133	
March	291	137	
April	313	139	
May	313	139	
June	314	139	

#### QUANTITY METRICS (rolling 12 month period)

	Contract Quantity	Contract Base Number	Contract *	Area Team	Region	England
% of all assessments that were assess and fit appliances (case starts)	5	47	10.6%	65.0%	62.1%	60.4%
% of all assessments that were assess and refuse	0	47	0.0%	8.7%	11.2%	11.4%
% of all assessments that were assess and review	42	47	89.4%	26.3%	26.8%	28.3%
% of case starts with a reported IOTN of 3 and Aesthetic Component of 5 or below	0	5	N/A	0.5%	0.1%	0.1%
% of case starts with a reported IOTN of 3 and Aesthetic Component of 6 or above	0	5	N/A	3.8%	3.7%	4.0%
% of case starts with a reported IOTN of 4	5	5	100.0%	79.3%	78.7%	77.8%
% of case starts with a reported IOTN of 5	0	5	N/A	15.3%	16.8%	16.7%
% of concluded courses in receipt of dual-arch fixed appliances	0	8	N/A	76.4%	77.1%	74.3%
% of concluded courses where treatment was abandoned or discontinued	3	8	37.5%	9.1%	7.4%	6.9%
% of patients satisfied with the treatment they have received	0	0	N/A	95.6%	95.9%	95.7%

\* Figures in italics indicate that the base number is less than 100.



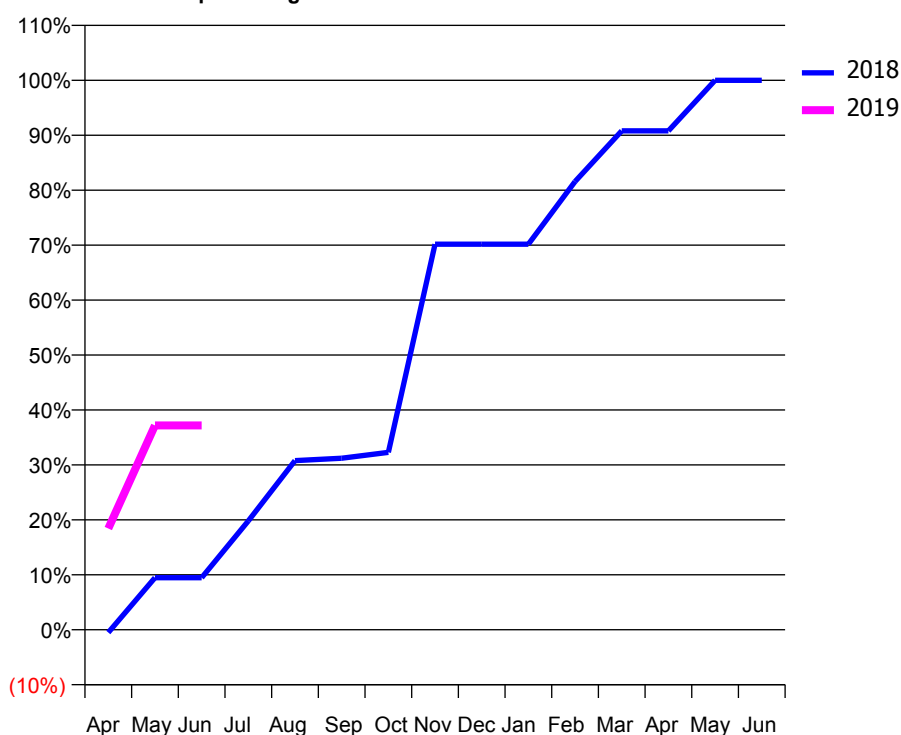
### Q50 - Vital Signs Orthodontic At a Glance Contract Report for 115339/0001 - June 2018

Name or company name	Bondgate Dental Practice	18/19 Contracted general activity (UDA)	9,998
Contract type name	GDS Contract	Carry forward general activity (UDA)	0
Purpose of contract	General and Orthodontic	18/19 Contracted orthodontic activity (UOA)	228
Contract start date	01/03/2015	Carry forward orthodontic activity (UOA)	0
Contract end date		Baseline contract value	£262,928.98

ACCESS	Contract	England and Wales
24 month ratio of assessments to patient IDs	1.33	1.09

ACTIVITY	Contract
Contract assess and fit appliances (case starts) as a percentage of Area Team case starts	0.3 %

Cumulative percentage of contracted UOA delivered 2018 & 2019



Month	Adjusted Scheduled Activity (UOA)		
	2017	2018	2019
April	22	-1	42
May	26	22	85
June	28	22	85
July	50	45	
August	50	70	
September	77	71	
October	79	74	
November	80	160	
December	81	160	
January	130	160	
February	137	186	
March	205	207	
April	205	207	
May	205	228	
June	226	228	

#### QUANTITY METRICS (rolling 12 month period)

	Contract Quantity	Contract Base Number	Contract *	Area Team	Region	England
% of all assessments that were assess and fit appliances (case starts)	16	20	80.0%	65.0%	62.1%	60.4%
% of all assessments that were assess and refuse	1	20	5.0%	8.7%	11.2%	11.4%
% of all assessments that were assess and review	3	20	15.0%	26.3%	26.8%	28.3%
% of case starts with a reported IOTN of 3 and Aesthetic Component of 5 or below	0	16	N/A	0.5%	0.1%	0.1%
% of case starts with a reported IOTN of 3 and Aesthetic Component of 6 or above	0	16	N/A	3.8%	3.7%	4.0%
% of case starts with a reported IOTN of 4	14	16	87.5%	79.3%	78.7%	77.8%
% of case starts with a reported IOTN of 5	2	16	12.5%	15.3%	16.8%	16.7%
% of concluded courses in receipt of dual-arch fixed appliances	9	13	69.2%	76.4%	77.1%	74.3%
% of concluded courses where treatment was abandoned or discontinued	3	13	23.1%	9.1%	7.4%	6.9%
% of patients satisfied with the treatment they have received	1	1	100.0%	95.6%	95.9%	95.7%

\* Figures in italics indicate that the base number is less than 100.

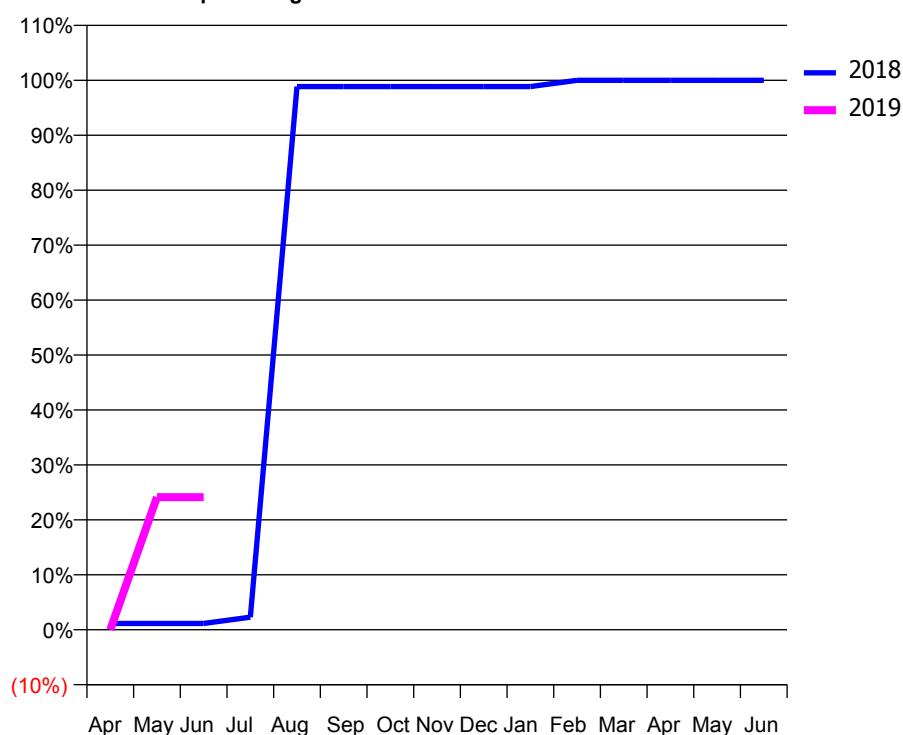
### Q50 - Vital Signs Orthodontic At a Glance Contract Report for 121517/0001 - June 2018

Name or company name	K L DOBBS	18/19 Contracted general activity (UDA)	27,495
Contract type name	GDS Contract	Carry forward general activity (UDA)	0
Purpose of contract	General and Orthodontic	18/19 Contracted orthodontic activity (UOA)	87
Contract start date	01/11/2014	Carry forward orthodontic activity (UOA)	0
Contract end date		Baseline contract value	£1,014,215.22

ACCESS	Contract	England and Wales
24 month ratio of assessments to patient IDs	1.00	1.09

ACTIVITY	Contract
Contract assess and fit appliances (case starts) as a percentage of Area Team case starts	0.1 %

Cumulative percentage of contracted UOA delivered 2018 & 2019



Month	Adjusted Scheduled Activity (UOA)		
	2017	2018	2019
April	2	1	0
May	2	1	21
June	2	1	21
July	2	2	
August	2	86	
September	44	86	
October	86	86	
November	87	86	
December	87	86	
January	87	86	
February	87	87	
March	88	87	
April	88	87	
May	88	87	
June	88	87	

#### QUANTITY METRICS (rolling 12 month period)

	Contract Quantity	Contract Base Number	Contract *	Area Team	Region	England
% of all assessments that were assess and fit appliances (case starts)	5	7	71.4%	65.0%	62.1%	60.4%
% of all assessments that were assess and refuse	0	7	0.0%	8.7%	11.2%	11.4%
% of all assessments that were assess and review	2	7	28.6%	26.3%	26.8%	28.3%
% of case starts with a reported IOTN of 3 and Aesthetic Component of 5 or below	0	5	N/A	0.5%	0.1%	0.1%
% of case starts with a reported IOTN of 3 and Aesthetic Component of 6 or above	0	5	N/A	3.8%	3.7%	4.0%
% of case starts with a reported IOTN of 4	3	5	60.0%	79.3%	78.7%	77.8%
% of case starts with a reported IOTN of 5	2	5	40.0%	15.3%	16.8%	16.7%
% of concluded courses in receipt of dual-arch fixed appliances	2	4	50.0%	76.4%	77.1%	74.3%
% of concluded courses where treatment was abandoned or discontinued	2	4	50.0%	9.1%	7.4%	6.9%
% of patients satisfied with the treatment they have received	0	0	N/A	95.6%	95.9%	95.7%

\* Figures in italics indicate that the base number is less than 100.

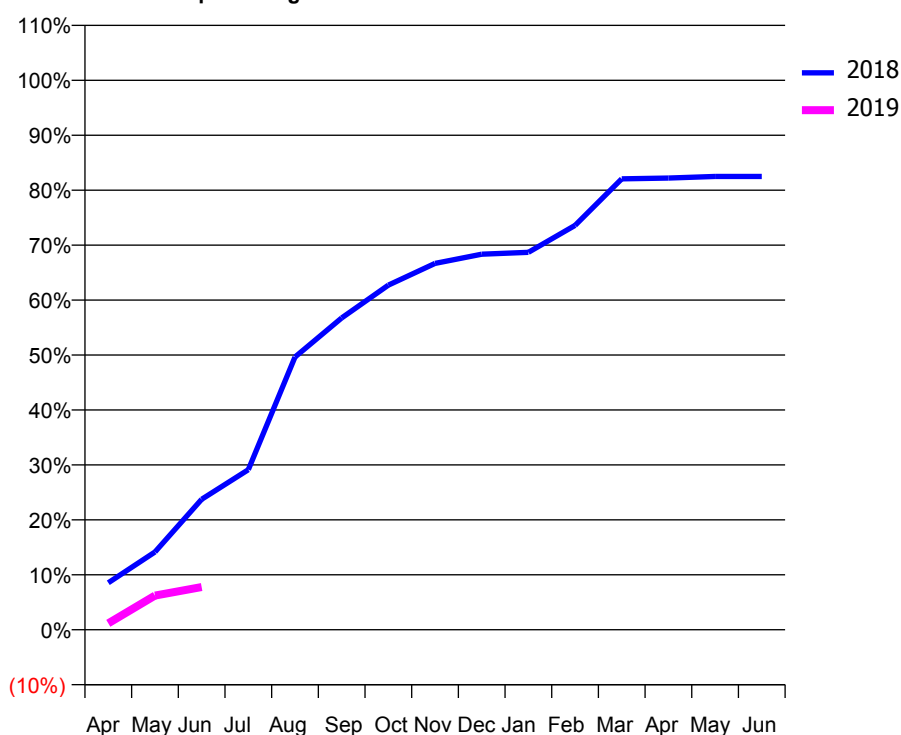
### Q50 - Vital Signs Orthodontic At a Glance Contract Report for 121517/0002 - June 2018

Name or company name	K L DOBBS	18/19 Contracted general activity (UDA)	0
Contract type name	GDS Contract	Carry forward general activity (UDA)	0
Purpose of contract	Orthodontic	18/19 Contracted orthodontic activity (UOA)	7,192
Contract start date	01/11/2014	Carry forward orthodontic activity (UOA)	0
Contract end date		Baseline contract value	£433,886.71

ACCESS	Contract	England and Wales
24 month ratio of assessments to patient IDs	1.05	1.09

ACTIVITY	Contract
Contract assess and fit appliances (case starts) as a percentage of Area Team case starts	3.8 %

Cumulative percentage of contracted UOA delivered 2018 & 2019



Month	Adjusted Scheduled Activity (UOA)		
	2017	2018	2019
April	46	615	84
May	1,218	1,019	447
June	1,716	1,707	559
July	2,911	2,095	
August	3,700	3,570	
September	4,405	4,081	
October	5,028	4,510	
November	5,815	4,795	
December	6,440	4,915	
January	6,779	4,940	
February	6,790	5,292	
March	7,194	5,902	
April	7,196	5,912	
May	7,195	5,933	
June	7,217	5,933	

#### QUANTITY METRICS (rolling 12 month period)

	Contract Quantity	Contract Base Number	Contract *	Area Team	Region	England
% of all assessments that were assess and fit appliances (case starts)	226	343	65.9%	65.0%	62.1%	60.4%
% of all assessments that were assess and refuse	1	343	0.3%	8.7%	11.2%	11.4%
% of all assessments that were assess and review	116	343	33.8%	26.3%	26.8%	28.3%
% of case starts with a reported IOTN of 3 and Aesthetic Component of 5 or below	0	226	N/A	0.5%	0.1%	0.1%
% of case starts with a reported IOTN of 3 and Aesthetic Component of 6 or above	10	226	4.4%	3.8%	3.7%	4.0%
% of case starts with a reported IOTN of 4	168	226	74.3%	79.3%	78.7%	77.8%
% of case starts with a reported IOTN of 5	48	226	21.2%	15.3%	16.8%	16.7 %
% of concluded courses in receipt of dual-arch fixed appliances	239	282	84.8%	76.4%	77.1%	74.3%
% of concluded courses where treatment was abandoned or discontinued	26	282	9.2%	9.1%	7.4%	6.9%
% of patients satisfied with the treatment they have received	11	12	91.7%	95.6%	95.9%	95.7%

\* Figures in italics indicate that the base number is less than 100.

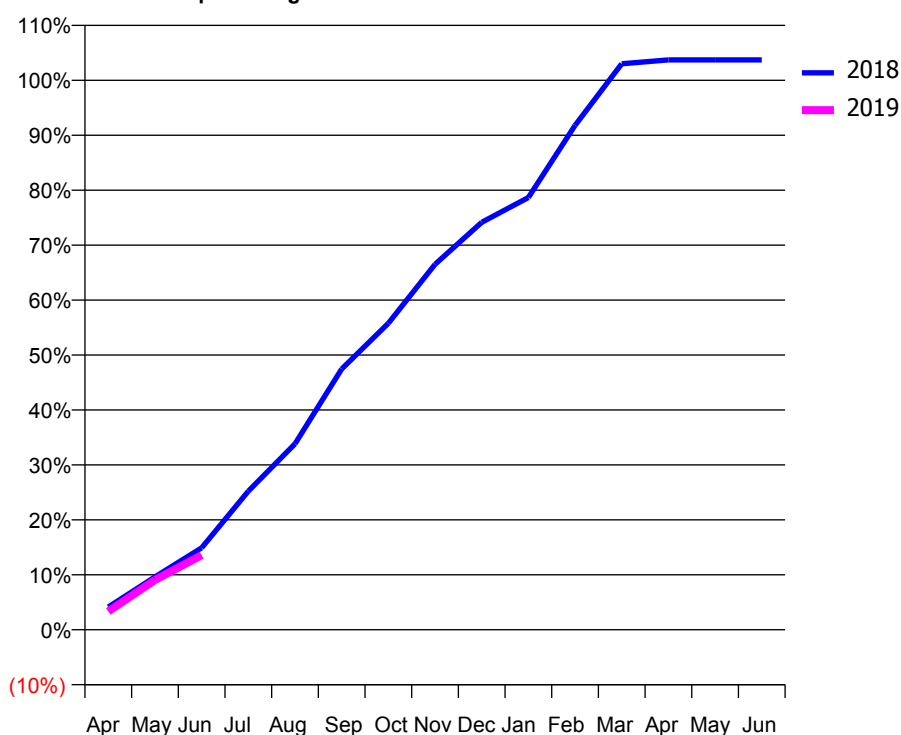
### Q50 - Vital Signs Orthodontic At a Glance Contract Report for 132330/0001 - June 2018

Name or company name	Quantum Ortho Limited	18/19 Contracted general activity (UDA)	0
Contract type name	PDS Contract	Carry forward general activity (UDA)	0
Purpose of contract	Orthodontic	18/19 Contracted orthodontic activity (UOA)	8,812
Contract start date	01/04/2010	Carry forward orthodontic activity (UOA)	0
Contract end date	31/03/2019	Baseline contract value	£566,133.93

ACCESS	Contract	England and Wales
24 month ratio of assessments to patient IDs	1.02	1.09

ACTIVITY	Contract
Contract assess and fit appliances (case starts) as a percentage of Area Team case starts	7.3 %

Cumulative percentage of contracted UOA delivered 2018 & 2019



Month	Adjusted Scheduled Activity (UOA)		
	2017	2018	2019
April	66	365	294
May	760	848	798
June	1,183	1,314	1,197
July	1,855	2,222	
August	2,450	2,982	
September	3,491	4,181	
October	4,422	4,916	
November	5,819	5,861	
December	7,100	6,533	
January	7,751	6,932	
February	8,637	8,089	
March	9,080	9,076	
April	9,102	9,139	
May	9,102	9,139	
June	9,102	9,139	

#### QUANTITY METRICS (rolling 12 month period)

	Contract Quantity	Contract Base Number	Contract *	Area Team	Region	England
% of all assessments that were assess and fit appliances (case starts)	431	432	99.8%	65.0%	62.1%	60.4%
% of all assessments that were assess and refuse	0	432	0.0%	8.7%	11.2%	11.4%
% of all assessments that were assess and review	1	432	0.2%	26.3%	26.8%	28.3%
% of case starts with a reported IOTN of 3 and Aesthetic Component of 5 or below	0	431	N/A	0.5%	0.1%	0.1%
% of case starts with a reported IOTN of 3 and Aesthetic Component of 6 or above	18	431	4.2%	3.8%	3.7%	4.0%
% of case starts with a reported IOTN of 4	344	431	79.8%	79.3%	78.7%	77.8%
% of case starts with a reported IOTN of 5	66	431	15.3%	15.3%	16.8%	16.7%
% of concluded courses in receipt of dual-arch fixed appliances	295	324	91.0%	76.4%	77.1%	74.3%
% of concluded courses where treatment was abandoned or discontinued	29	324	9.0%	9.1%	7.4%	6.9%
% of patients satisfied with the treatment they have received	6	7	85.7%	95.6%	95.9%	95.7%

\* Figures in italics indicate that the base number is less than 100.

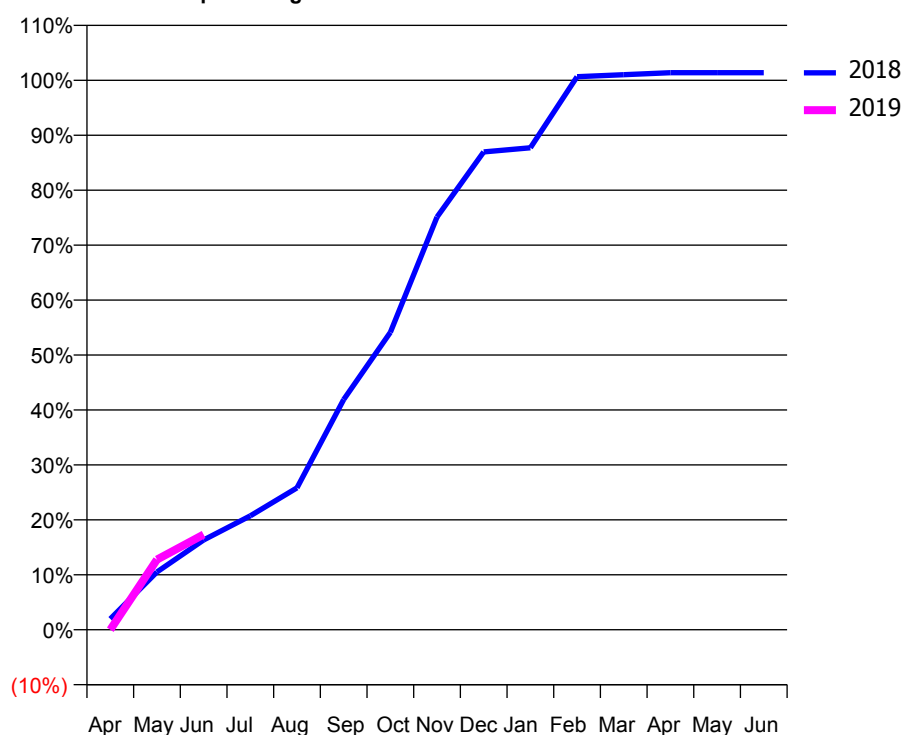
### Q50 - Vital Signs Orthodontic At a Glance Contract Report for 132667/0001 - June 2018

Name or company name	Barton Dental Care Limited	18/19 Contracted general activity (UDA)	9,295
Contract type name	GDS Contract	Carry forward general activity (UDA)	0
Purpose of contract	General and Orthodontic	18/19 Contracted orthodontic activity (UOA)	548
Contract start date	01/04/2011	Carry forward orthodontic activity (UOA)	0
Contract end date		Baseline contract value	£329,079.13

ACCESS	Contract	England and Wales
24 month ratio of assessments to patient IDs	1.53	1.09

ACTIVITY	Contract
Contract assess and fit appliances (case starts) as a percentage of Area Team case starts	0.4 %

Cumulative percentage of contracted UOA delivered 2018 & 2019



Month	Adjusted Scheduled Activity (UOA)		
	2017	2018	2019
April	7	11	0
May	30	58	70
June	76	90	95
July	122	114	
August	126	142	
September	197	230	
October	225	297	
November	270	412	
December	312	477	
January	363	481	
February	410	552	
March	526	554	
April	551	556	
May	551	556	
June	551	556	

#### QUANTITY METRICS (rolling 12 month period)

	Contract Quantity	Contract Base Number	Contract *	Area Team	Region	England
% of all assessments that were assess and fit appliances (case starts)	24	81	29.6%	65.0%	62.1%	60.4%
% of all assessments that were assess and refuse	0	81	0.0%	8.7%	11.2%	11.4%
% of all assessments that were assess and review	57	81	70.4%	26.3%	26.8%	28.3%
% of case starts with a reported IOTN of 3 and Aesthetic Component of 5 or below	0	24	N/A	0.5%	0.1%	0.1%
% of case starts with a reported IOTN of 3 and Aesthetic Component of 6 or above	6	24	25.0%	3.8%	3.7%	4.0%
% of case starts with a reported IOTN of 4	16	24	66.7%	79.3%	78.7%	77.8%
% of case starts with a reported IOTN of 5	2	24	8.3%	15.3%	16.8%	16.7%
% of concluded courses in receipt of dual-arch fixed appliances	0	1	N/A	76.4%	77.1%	74.3%
% of concluded courses where treatment was abandoned or discontinued	0	1	0.0%	9.1%	7.4%	6.9%
% of patients satisfied with the treatment they have received	0	0	N/A	95.6%	95.9%	95.7%

\* Figures in italics indicate that the base number is less than 100.

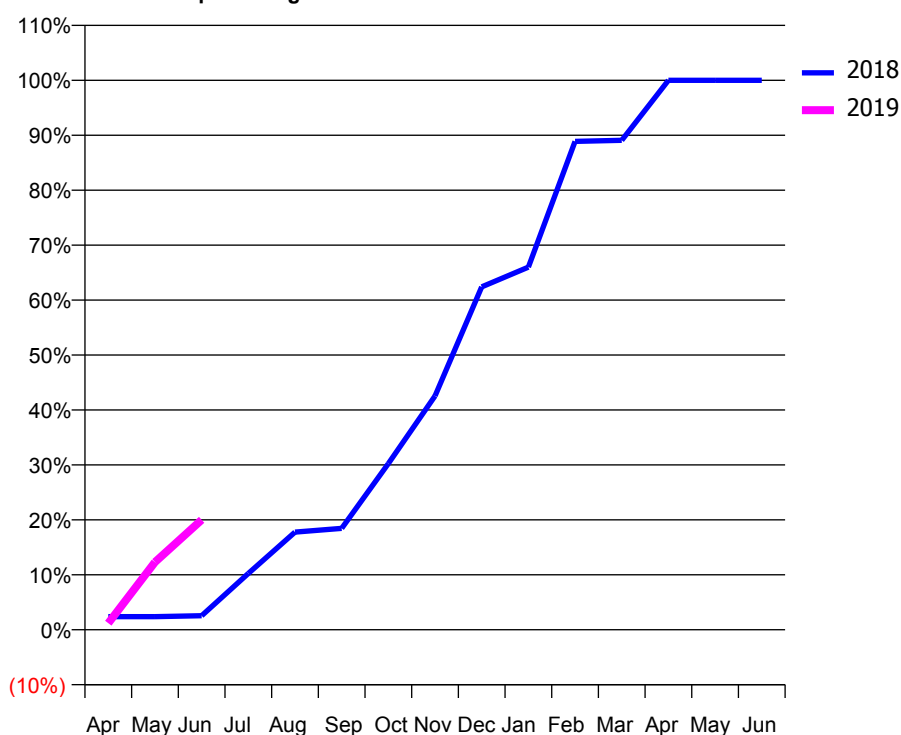
### Q50 - Vital Signs Orthodontic At a Glance Contract Report for 143464/0001 - June 2018

Name or company name	The Dental Health Practice Ltd.	18/19 Contracted general activity (UDA)	5,931
Contract type name	GDS Contract	Carry forward general activity (UDA)	0
Purpose of contract	General and Orthodontic	18/19 Contracted orthodontic activity (UOA)	585
Contract start date	01/01/2009	Carry forward orthodontic activity (UOA)	0
Contract end date		Baseline contract value	£225,454.16

ACCESS	Contract	England and Wales
24 month ratio of assessments to patient IDs	1.12	1.09

ACTIVITY	Contract
Contract assess and fit appliances (case starts) as a percentage of Area Team case starts	0.6 %

Cumulative percentage of contracted UOA delivered 2018 & 2019



Month	Adjusted Scheduled Activity (UOA)		
	2017	2018	2019
April	13	14	7
May	57	14	72
June	75	15	117
July	100	60	
August	164	104	
September	177	108	
October	223	177	
November	268	249	
December	311	365	
January	333	386	
February	376	520	
March	550	521	
April	595	585	
May	595	585	
June	595	585	

#### QUANTITY METRICS (rolling 12 month period)

	Contract Quantity	Contract Base Number	Contract *	Area Team	Region	England
% of all assessments that were assess and fit appliances (case starts)	33	78	42.3%	65.0%	62.1%	60.4%
% of all assessments that were assess and refuse	7	78	9.0%	8.7%	11.2%	11.4%
% of all assessments that were assess and review	38	78	48.7%	26.3%	26.8%	28.3%
% of case starts with a reported IOTN of 3 and Aesthetic Component of 5 or below	0	33	N/A	0.5%	0.1%	0.1%
% of case starts with a reported IOTN of 3 and Aesthetic Component of 6 or above	3	33	9.1%	3.8%	3.7%	4.0%
% of case starts with a reported IOTN of 4	22	33	66.7%	79.3%	78.7%	77.8%
% of case starts with a reported IOTN of 5	8	33	24.2%	15.3%	16.8%	16.7%
% of concluded courses in receipt of dual-arch fixed appliances	25	29	86.2%	76.4%	77.1%	74.3%
% of concluded courses where treatment was abandoned or discontinued	0	29	0.0%	9.1%	7.4%	6.9%
% of patients satisfied with the treatment they have received	0	0	N/A	95.6%	95.9%	95.7%

\* Figures in italics indicate that the base number is less than 100.

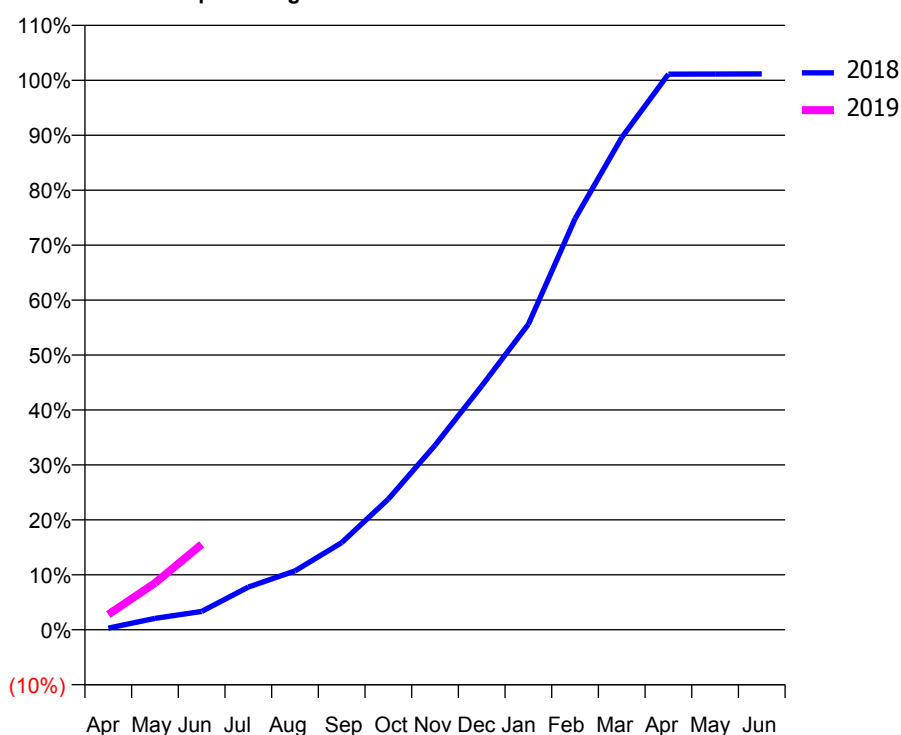
### Q50 - Vital Signs Orthodontic At a Glance Contract Report for 147761/0001 - June 2018

Name or company name	ALPHA WINDMILL (YORK) LIMITED	18/19 Contracted general activity (UDA)	0
Contract type name	PDS Contract	Carry forward general activity (UDA)	0
Purpose of contract	Orthodontic	18/19 Contracted orthodontic activity (UOA)	8,000
Contract start date	01/04/2012	Carry forward orthodontic activity (UOA)	0
Contract end date	31/03/2019	Baseline contract value	£445,302.54

ACCESS	Contract	England and Wales
24 month ratio of assessments to patient IDs	1.21	1.09

ACTIVITY	Contract
Contract assess and fit appliances (case starts) as a percentage of Area Team case starts	7.0 %

Cumulative percentage of contracted UOA delivered 2018 & 2019



Month	Adjusted Scheduled Activity (UOA)		
	2017	2018	2019
April	119	25	222
May	543	166	680
June	936	267	1,244
July	1,472	623	
August	2,079	858	
September	2,632	1,269	
October	3,144	1,903	
November	3,601	2,685	
December	4,025	3,550	
January	4,794	4,448	
February	5,575	5,985	
March	6,362	7,167	
April	7,162	8,088	
May	7,270	8,091	
June	7,272	8,093	

#### QUANTITY METRICS (rolling 12 month period)

	Contract Quantity	Contract Base Number	Contract *	Area Team	Region	England
% of all assessments that were assess and fit appliances (case starts)	416	1,032	40.3%	65.0%	62.1%	60.4%
% of all assessments that were assess and refuse	174	1,032	16.9%	8.7%	11.2%	11.4%
% of all assessments that were assess and review	442	1,032	42.8%	26.3%	26.8%	28.3%
% of case starts with a reported IOTN of 3 and Aesthetic Component of 5 or below	0	416	N/A	0.5%	0.1%	0.1%
% of case starts with a reported IOTN of 3 and Aesthetic Component of 6 or above	6	416	1.4%	3.8%	3.7%	4.0%
% of case starts with a reported IOTN of 4	361	416	86.8%	79.3%	78.7%	77.8%
% of case starts with a reported IOTN of 5	49	416	11.8%	15.3%	16.8%	16.7 %
% of concluded courses in receipt of dual-arch fixed appliances	280	432	64.8%	76.4%	77.1%	74.3%
% of concluded courses where treatment was abandoned or discontinued	38	432	8.8%	9.1%	7.4%	6.9%
% of patients satisfied with the treatment they have received	7	7	100.0%	95.6%	95.9%	95.7%

\* Figures in italics indicate that the base number is less than 100.

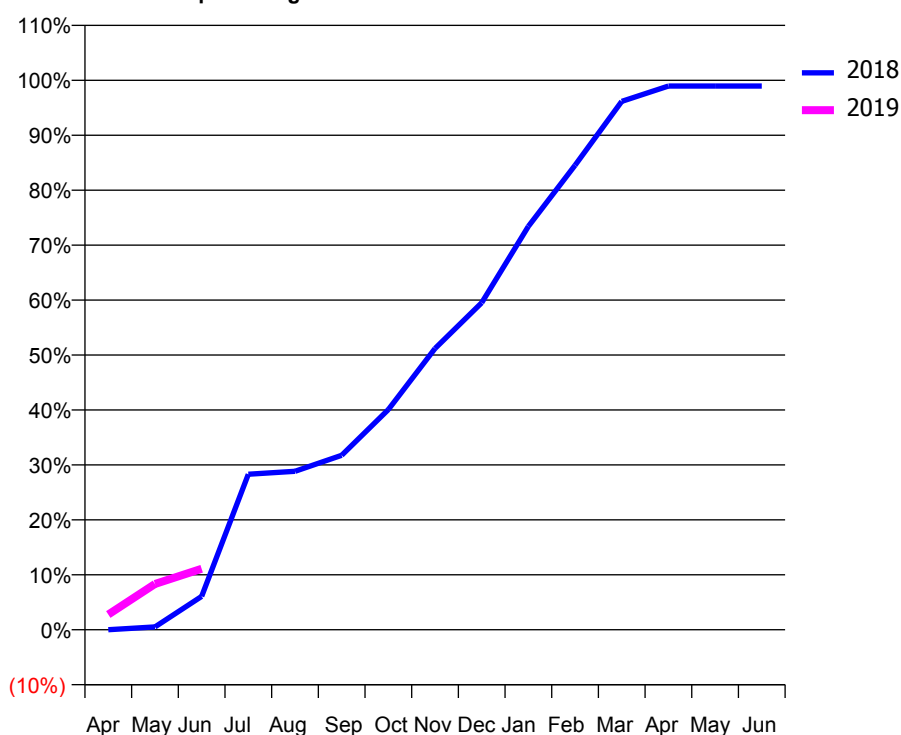
### Q50 - Vital Signs Orthodontic At a Glance Contract Report for 155365/0002 - June 2018

Name or company name	Ishak Practices Ltd	18/19 Contracted general activity (UDA)	17,246
Contract type name	GDS Contract	Carry forward general activity (UDA)	0
Purpose of contract	General and Orthodontic	18/19 Contracted orthodontic activity (UOA)	756
Contract start date	01/06/2015	Carry forward orthodontic activity (UOA)	0
Contract end date		Baseline contract value	£451,042.11

ACCESS	Contract	England and Wales
24 month ratio of assessments to patient IDs	1.01	1.09

ACTIVITY	Contract
Contract assess and fit appliances (case starts) as a percentage of Area Team case starts	0.7 %

Cumulative percentage of contracted UOA delivered 2018 & 2019



Month	Adjusted Scheduled Activity (UOA)		
	2017	2018	2019
April	21	0	21
May	105	4	63
June	126	46	84
July	168	214	
August	189	218	
September	210	240	
October	273	303	
November	357	387	
December	525	450	
January	609	555	
February	672	639	
March	735	727	
April	756	748	
May	756	748	
June	756	748	

#### QUANTITY METRICS (rolling 12 month period)

	Contract Quantity	Contract Base Number	Contract *	Area Team	Region	England
% of all assessments that were assess and fit appliances (case starts)	39	40	97.5%	65.0%	62.1%	60.4%
% of all assessments that were assess and refuse	1	40	2.5%	8.7%	11.2%	11.4%
% of all assessments that were assess and review	0	40	0.0%	26.3%	26.8%	28.3%
% of case starts with a reported IOTN of 3 and Aesthetic Component of 5 or below	0	39	N/A	0.5%	0.1%	0.1%
% of case starts with a reported IOTN of 3 and Aesthetic Component of 6 or above	9	39	23.1%	3.8%	3.7%	4.0%
% of case starts with a reported IOTN of 4	23	39	59.0%	79.3%	78.7%	77.8%
% of case starts with a reported IOTN of 5	7	39	17.9%	15.3%	16.8%	16.7%
% of concluded courses in receipt of dual-arch fixed appliances	3	39	7.7%	76.4%	77.1%	74.3%
% of concluded courses where treatment was abandoned or discontinued	2	39	5.1%	9.1%	7.4%	6.9%
% of patients satisfied with the treatment they have received	1	1	100.0%	95.6%	95.9%	95.7%

\* Figures in italics indicate that the base number is less than 100.



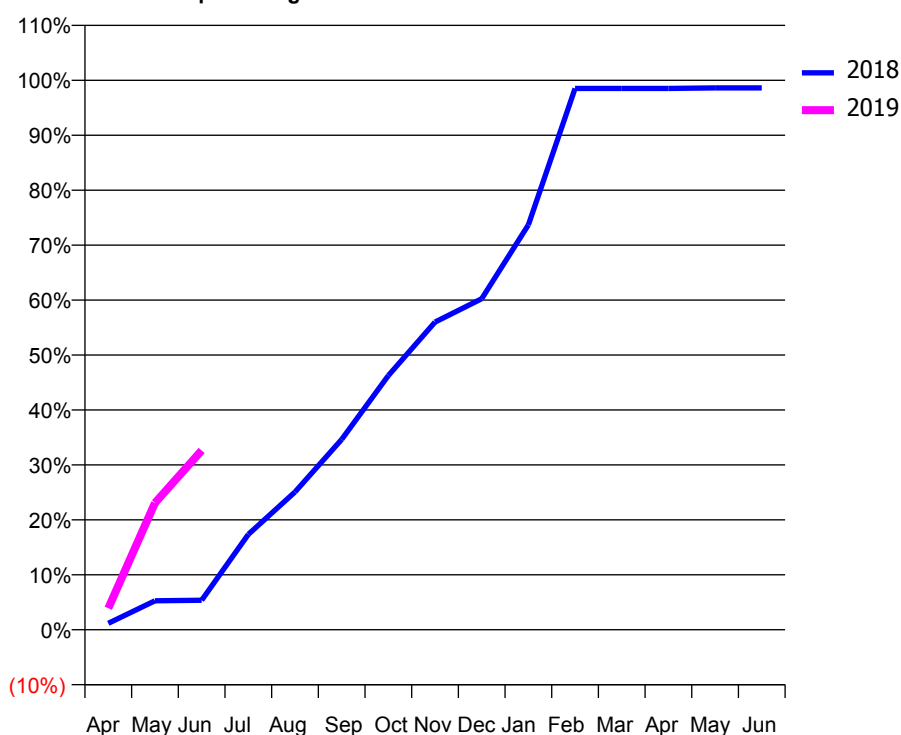
### Q50 - Vital Signs Orthodontic At a Glance Contract Report for 164690/0002 - June 2018

Name or company name	IDH 477 Limited	18/19 Contracted general activity (UDA)	0
Contract type name	GDS Contract	Carry forward general activity (UDA)	0
Purpose of contract	Orthodontic	18/19 Contracted orthodontic activity (UOA)	1,100
Contract start date	12/07/2009	Carry forward orthodontic activity (UOA)	0
Contract end date		Baseline contract value	£72,160.15

ACCESS	Contract	England and Wales
24 month ratio of assessments to patient IDs	1.16	1.09

ACTIVITY	Contract
Contract assess and fit appliances (case starts) as a percentage of Area Team case starts	1.1 %

Cumulative percentage of contracted UOA delivered 2018 & 2019



Month	Adjusted Scheduled Activity (UOA)		
	2017	2018	2019
April	0	13	43
May	52	58	254
June	53	59	359
July	53	191	
August	53	276	
September	53	381	
October	234	509	
November	342	616	
December	556	663	
January	663	811	
February	901	1,084	
March	1,111	1,084	
April	1,111	1,084	
May	1,113	1,085	
June	1,113	1,085	

#### QUANTITY METRICS (rolling 12 month period)

	Contract Quantity	Contract Base Number	Contract *	Area Team	Region	England
% of all assessments that were assess and fit appliances (case starts)	68	86	79.1%	65.0%	62.1%	60.4%
% of all assessments that were assess and refuse	4	86	4.7%	8.7%	11.2%	11.4%
% of all assessments that were assess and review	14	86	16.3%	26.3%	26.8%	28.3%
% of case starts with a reported IOTN of 3 and Aesthetic Component of 5 or below	0	68	<i>N/A</i>	0.5%	0.1%	0.1%
% of case starts with a reported IOTN of 3 and Aesthetic Component of 6 or above	7	68	10.3%	3.8%	3.7%	4.0%
% of case starts with a reported IOTN of 4	52	68	76.5%	79.3%	78.7%	77.8%
% of case starts with a reported IOTN of 5	9	68	13.2%	15.3%	16.8%	16.7%
% of concluded courses in receipt of dual-arch fixed appliances	1	1	100.0%	76.4%	77.1%	74.3%
% of concluded courses where treatment was abandoned or discontinued	0	1	0.0%	9.1%	7.4%	6.9%
% of patients satisfied with the treatment they have received	1	2	50.0%	95.6%	95.9%	95.7%

\* Figures in italics indicate that the base number is less than 100.

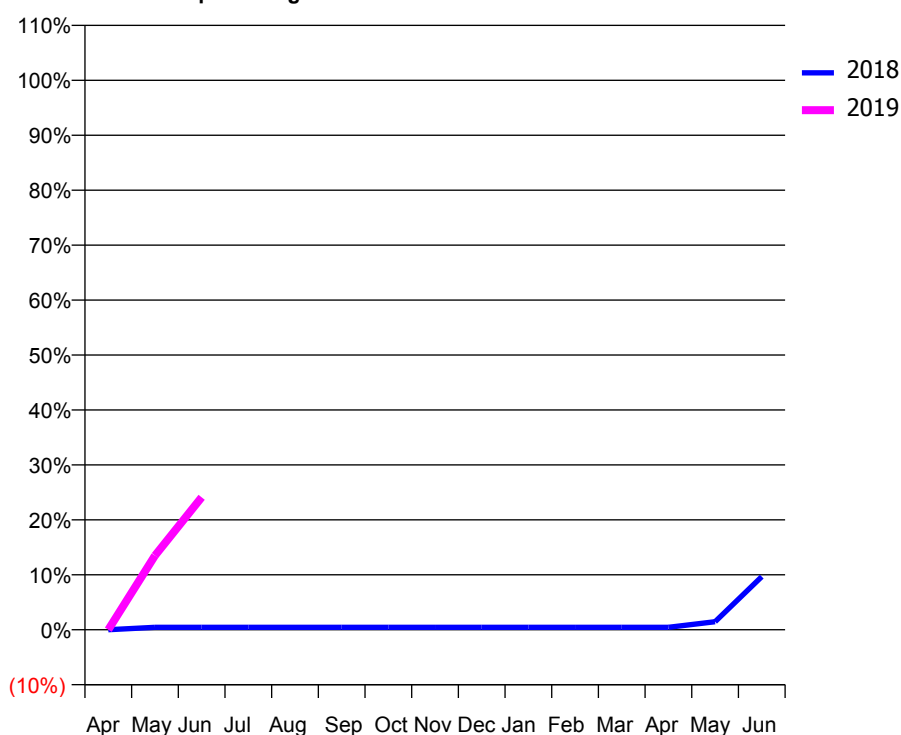
### Q50 - Vital Signs Orthodontic At a Glance Contract Report for 175927/0001 - June 2018

Name or company name	Pierce and Geddes Limited	18/19 Contracted general activity (UDA)	0
Contract type name	PDS Contract	Carry forward general activity (UDA)	0
Purpose of contract	Orthodontic	18/19 Contracted orthodontic activity (UOA)	4,600
Contract start date	01/03/2013	Carry forward orthodontic activity (UOA)	0
Contract end date	31/03/2019	Baseline contract value	£244,805.34

ACCESS	Contract	England and Wales
24 month ratio of assessments to patient IDs	1.23	1.09

ACTIVITY	Contract
Contract assess and fit appliances (case starts) as a percentage of Area Team case starts	1.3 %

Cumulative percentage of contracted UOA delivered 2018 & 2019



Month	Adjusted Scheduled Activity (UOA)		
	2017	2018	2019
April	591	0	0
May	865	21	621
June	996	21	1,109
July	1,144	21	
August	1,209	21	
September	1,316	21	
October	1,401	21	
November	1,486	21	
December	2,362	21	
January	2,363	21	
February	2,697	21	
March	2,888	21	
April	2,949	21	
May	2,949	67	
June	2,949	445	

#### QUANTITY METRICS (rolling 12 month period)

	Contract Quantity	Contract Base Number	Contract *	Area Team	Region	England
% of all assessments that were assess and fit appliances (case starts)	79	161	49.1%	65.0%	62.1%	60.4%
% of all assessments that were assess and refuse	25	161	15.5%	8.7%	11.2%	11.4%
% of all assessments that were assess and review	57	161	35.4%	26.3%	26.8%	28.3%
% of case starts with a reported IOTN of 3 and Aesthetic Component of 5 or below	0	79	<i>N/A</i>	0.5%	0.1%	0.1%
% of case starts with a reported IOTN of 3 and Aesthetic Component of 6 or above	2	79	2.5%	3.8%	3.7%	4.0%
% of case starts with a reported IOTN of 4	73	79	92.4%	79.3%	78.7%	77.8%
% of case starts with a reported IOTN of 5	4	79	5.1%	15.3%	16.8%	16.7 %
% of concluded courses in receipt of dual-arch fixed appliances	1	14	7.1%	76.4%	77.1%	74.3%
% of concluded courses where treatment was abandoned or discontinued	7	14	50.0%	9.1%	7.4%	6.9%
% of patients satisfied with the treatment they have received	0	0	<i>N/A</i>	95.6%	95.9%	95.7%

\* Figures in italics indicate that the base number is less than 100.

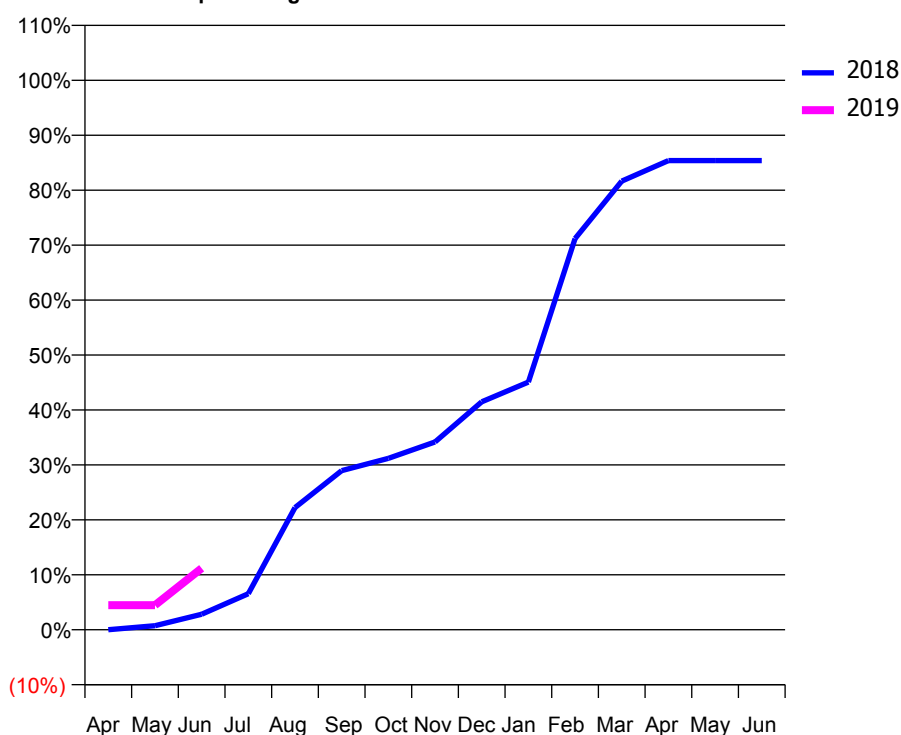
### Q50 - Vital Signs Orthodontic At a Glance Contract Report for 177032/0001 - June 2018

Name or company name	Orchard House Dental Care	18/19 Contracted general activity (UDA)	390
Contract type name	GDS Contract	Carry forward general activity (UDA)	0
Purpose of contract	General and Orthodontic	18/19 Contracted orthodontic activity (UOA)	134
Contract start date	01/04/2015	Carry forward orthodontic activity (UOA)	0
Contract end date		Baseline contract value	£27,789.28

ACCESS	Contract	England and Wales
24 month ratio of assessments to patient IDs	1.45	1.09

ACTIVITY	Contract
Contract assess and fit appliances (case starts) as a percentage of Area Team case starts	0.0 %

Cumulative percentage of contracted UOA delivered 2018 & 2019



Month	Adjusted Scheduled Activity (UOA)		
	2017	2018	2019
April	3	0	6
May	10	1	6
June	17	4	15
July	17	9	
August	34	30	
September	37	39	
October	45	42	
November	56	46	
December	64	56	
January	71	60	
February	84	95	
March	113	109	
April	119	114	
May	127	114	
June	127	114	

#### QUANTITY METRICS (rolling 12 month period)

	Contract Quantity	Contract Base Number	Contract *	Area Team	Region	England
% of all assessments that were assess and fit appliances (case starts)	1	106	0.9%	65.0%	62.1%	60.4%
% of all assessments that were assess and refuse	11	106	10.4%	8.7%	11.2%	11.4%
% of all assessments that were assess and review	94	106	88.7%	26.3%	26.8%	28.3%
% of case starts with a reported IOTN of 3 and Aesthetic Component of 5 or below	0	1	<i>N/A</i>	0.5%	0.1%	0.1%
% of case starts with a reported IOTN of 3 and Aesthetic Component of 6 or above	0	1	<i>N/A</i>	3.8%	3.7%	4.0%
% of case starts with a reported IOTN of 4	0	1	<i>N/A</i>	79.3%	78.7%	77.8%
% of case starts with a reported IOTN of 5	0	1	<i>N/A</i>	15.3%	16.8%	16.7 %
% of concluded courses in receipt of dual-arch fixed appliances	0	0	<i>N/A</i>	76.4%	77.1%	74.3%
% of concluded courses where treatment was abandoned or discontinued	0	0	<i>N/A</i>	9.1%	7.4%	6.9%
% of patients satisfied with the treatment they have received	0	0	<i>N/A</i>	95.6%	95.9%	95.7%

\* Figures in italics indicate that the base number is less than 100.

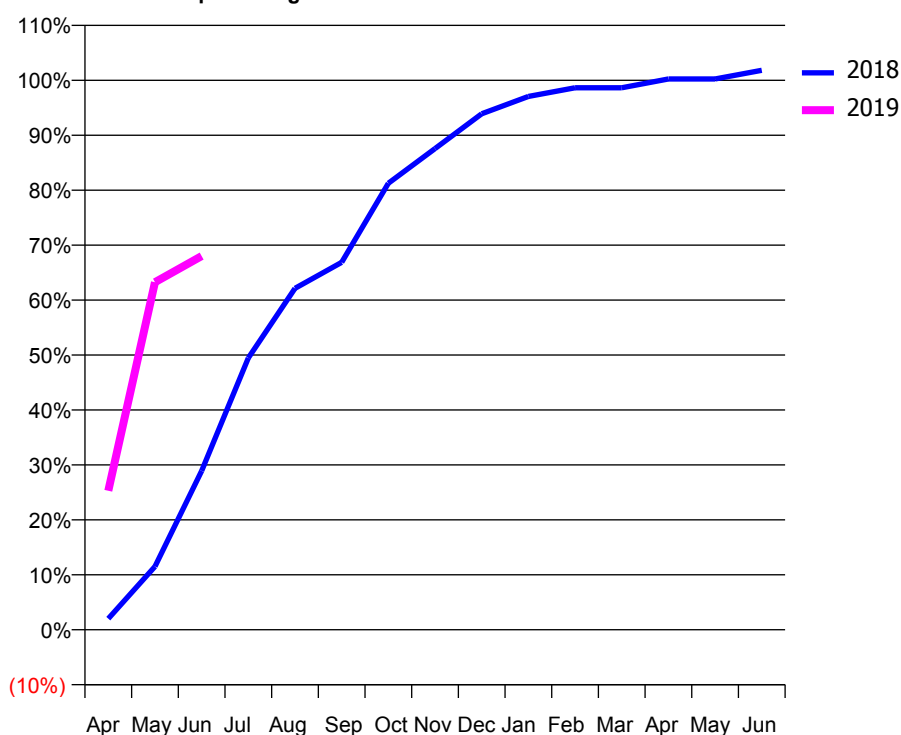
### Q50 - Vital Signs Orthodontic At a Glance Contract Report for 177717/0003 - June 2018

Name or company name	Smile Lincs Ltd	18/19 Contracted general activity (UDA)	0
Contract type name	PDS Contract	Carry forward general activity (UDA)	0
Purpose of contract	Orthodontic	18/19 Contracted orthodontic activity (UOA)	1,328
Contract start date	01/09/2015	Carry forward orthodontic activity (UOA)	0
Contract end date	31/03/2019	Baseline contract value	£85,398.59

ACCESS	Contract	England and Wales
24 month ratio of assessments to patient IDs	1.01	1.09

ACTIVITY	Contract
Contract assess and fit appliances (case starts) as a percentage of Area Team case starts	1.5 %

Cumulative percentage of contracted UOA delivered 2018 & 2019



Month	Adjusted Scheduled Activity (UOA)		
	2017	2018	2019
April	104	27	336
May	209	153	840
June	335	384	903
July	650	657	
August	860	825	
September	923	888	
October	986	1,079	
November	1,091	1,163	
December	1,133	1,247	
January	1,345	1,289	
February	1,345	1,310	
March	1,345	1,310	
April	1,409	1,331	
May	1,451	1,331	
June	1,451	1,352	

#### QUANTITY METRICS (rolling 12 month period)

	Contract Quantity	Contract Base Number	Contract *	Area Team	Region	England
% of all assessments that were assess and fit appliances (case starts)	89	89	100.0%	65.0%	62.1%	60.4%
% of all assessments that were assess and refuse	0	89	0.0%	8.7%	11.2%	11.4%
% of all assessments that were assess and review	0	89	0.0%	26.3%	26.8%	28.3%
% of case starts with a reported IOTN of 3 and Aesthetic Component of 5 or below	0	89	N/A	0.5%	0.1%	0.1%
% of case starts with a reported IOTN of 3 and Aesthetic Component of 6 or above	3	89	3.4%	3.8%	3.7%	4.0%
% of case starts with a reported IOTN of 4	71	89	79.8%	79.3%	78.7%	77.8%
% of case starts with a reported IOTN of 5	15	89	16.9%	15.3%	16.8%	16.7%
% of concluded courses in receipt of dual-arch fixed appliances	0	19	N/A	76.4%	77.1%	74.3%
% of concluded courses where treatment was abandoned or discontinued	0	19	0.0%	9.1%	7.4%	6.9%
% of patients satisfied with the treatment they have received	5	5	100.0%	95.6%	95.9%	95.7%

\* Figures in italics indicate that the base number is less than 100.

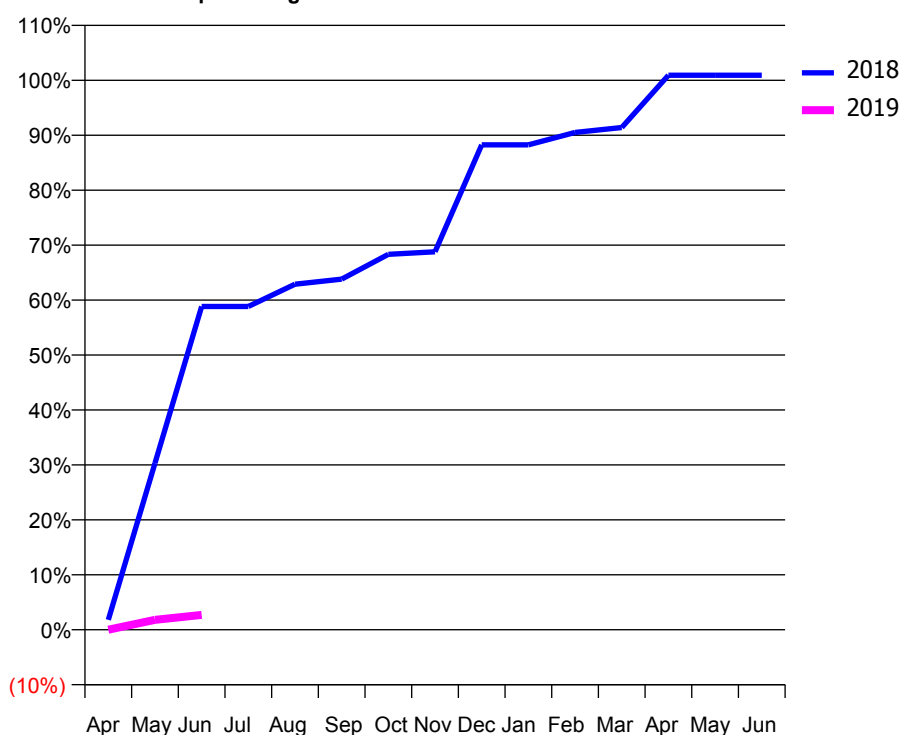
### Q50 - Vital Signs Orthodontic At a Glance Contract Report for 178691/0001 - June 2018

Name or company name	The Regent Street Dental Practice	18/19 Contracted general activity (UDA)	5,508
Contract type name	GDS Contract	Carry forward general activity (UDA)	0
Purpose of contract	General and Orthodontic	18/19 Contracted orthodontic activity (UOA)	221
Contract start date	01/10/2014	Carry forward orthodontic activity (UOA)	0
Contract end date		Baseline contract value	£162,781.58

ACCESS	Contract	England and Wales
24 month ratio of assessments to patient IDs	1.08	1.09

ACTIVITY	Contract
Contract assess and fit appliances (case starts) as a percentage of Area Team case starts	0.1 %

Cumulative percentage of contracted UOA delivered 2018 & 2019



Month	Adjusted Scheduled Activity (UOA)		
	2017	2018	2019
April	10	4	0
May	11	67	4
June	15	130	6
July	103	130	
August	151	139	
September	218	141	
October	221	151	
November	222	152	
December	223	195	
January	223	195	
February	223	200	
March	223	202	
April	226	223	
May	226	223	
June	226	223	

#### QUANTITY METRICS (rolling 12 month period)

	Contract Quantity	Contract Base Number	Contract *	Area Team	Region	England
% of all assessments that were assess and fit appliances (case starts)	4	40	10.0%	65.0%	62.1%	60.4%
% of all assessments that were assess and refuse	33	40	82.5%	8.7%	11.2%	11.4%
% of all assessments that were assess and review	3	40	7.5%	26.3%	26.8%	28.3%
% of case starts with a reported IOTN of 3 and Aesthetic Component of 5 or below	0	4	N/A	0.5%	0.1%	0.1%
% of case starts with a reported IOTN of 3 and Aesthetic Component of 6 or above	0	4	N/A	3.8%	3.7%	4.0%
% of case starts with a reported IOTN of 4	3	4	75.0%	79.3%	78.7%	77.8%
% of case starts with a reported IOTN of 5	1	4	25.0%	15.3%	16.8%	16.7%
% of concluded courses in receipt of dual-arch fixed appliances	0	16	N/A	76.4%	77.1%	74.3%
% of concluded courses where treatment was abandoned or discontinued	4	16	25.0%	9.1%	7.4%	6.9%
% of patients satisfied with the treatment they have received	0	0	N/A	95.6%	95.9%	95.7%

\* Figures in italics indicate that the base number is less than 100.

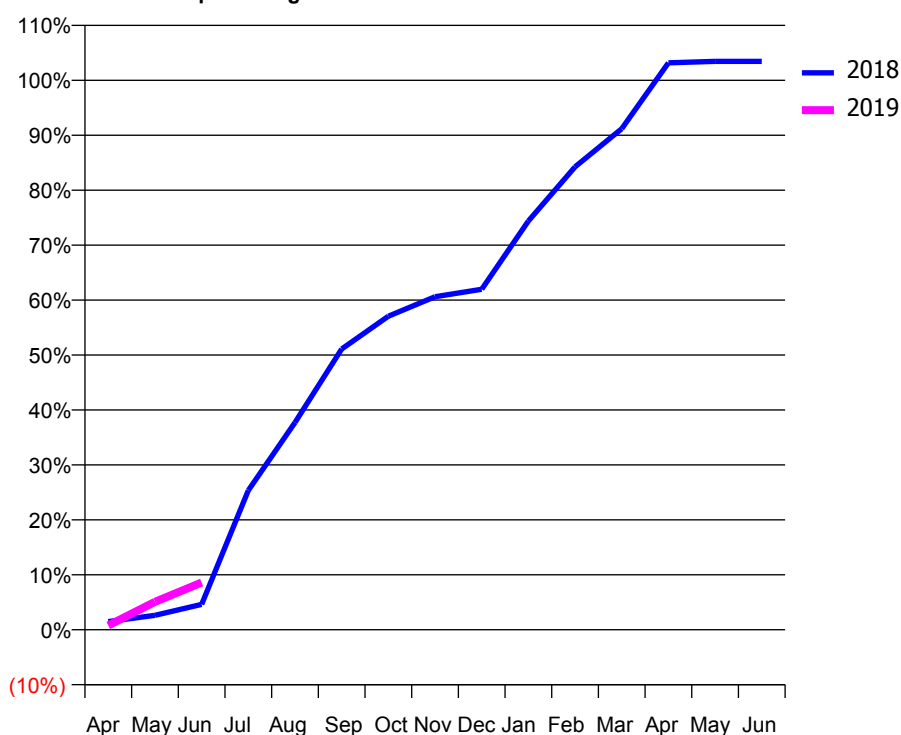
### Q50 - Vital Signs Orthodontic At a Glance Contract Report for 183652/0003 - June 2018

Name or company name	Haricovert Limited	18/19 Contracted general activity (UDA)	0
Contract type name	PDS Contract	Carry forward general activity (UDA)	0
Purpose of contract	Orthodontic	18/19 Contracted orthodontic activity (UOA)	7,889
Contract start date	01/05/2015	Carry forward orthodontic activity (UOA)	0
Contract end date	31/03/2019	Baseline contract value	£419,830.95

ACCESS	Contract	England and Wales
24 month ratio of assessments to patient IDs	1.01	1.09

ACTIVITY	Contract
Contract assess and fit appliances (case starts) as a percentage of Area Team case starts	7.0 %

Cumulative percentage of contracted UOA delivered 2018 & 2019



Month	Adjusted Scheduled Activity (UOA)		
	2017	2018	2019
April	2	118	63
May	36	208	402
June	1,228	365	679
July	1,740	2,001	
August	4,169	2,976	
September	6,398	4,031	
October	6,821	4,501	
November	7,652	4,782	
December	7,669	4,889	
January	7,821	5,868	
February	7,874	6,645	
March	7,895	7,194	
April	7,895	8,140	
May	7,896	8,161	
June	7,896	8,161	

#### QUANTITY METRICS (rolling 12 month period)

	Contract Quantity	Contract Base Number	Contract *	Area Team	Region	England
% of all assessments that were assess and fit appliances (case starts)	415	438	94.7%	65.0%	62.1%	60.4%
% of all assessments that were assess and refuse	18	438	4.1%	8.7%	11.2%	11.4%
% of all assessments that were assess and review	5	438	1.1%	26.3%	26.8%	28.3%
% of case starts with a reported IOTN of 3 and Aesthetic Component of 5 or below	1	415	0.2%	0.5%	0.1%	0.1%
% of case starts with a reported IOTN of 3 and Aesthetic Component of 6 or above	7	415	1.7%	3.8%	3.7%	4.0%
% of case starts with a reported IOTN of 4	265	415	63.9%	79.3%	78.7%	77.8%
% of case starts with a reported IOTN of 5	141	415	34.0%	15.3%	16.8%	16.7%
% of concluded courses in receipt of dual-arch fixed appliances	233	291	80.1%	76.4%	77.1%	74.3%
% of concluded courses where treatment was abandoned or discontinued	25	291	8.6%	9.1%	7.4%	6.9%
% of patients satisfied with the treatment they have received	6	6	100.0%	95.6%	95.9%	95.7%

\* Figures in italics indicate that the base number is less than 100.

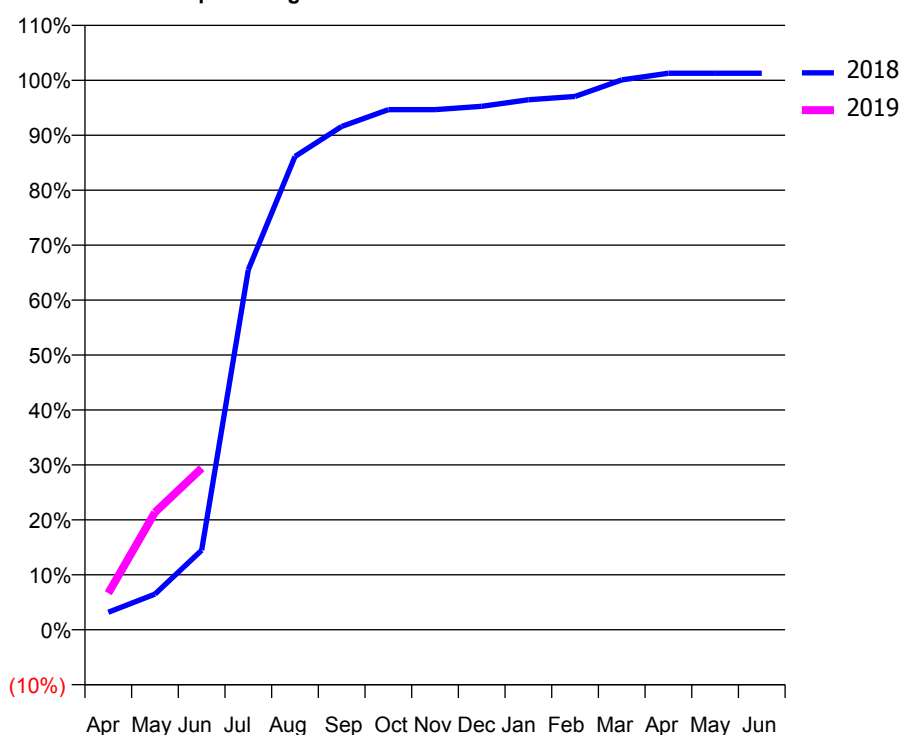
### Q50 - Vital Signs Orthodontic At a Glance Contract Report for 183652/0004 - June 2018

Name or company name	Haricovert Limited	18/19 Contracted general activity (UDA)	0
Contract type name	PDS Contract	Carry forward general activity (UDA)	0
Purpose of contract	Orthodontic	18/19 Contracted orthodontic activity (UOA)	3,500
Contract start date	01/05/2015	Carry forward orthodontic activity (UOA)	0
Contract end date	31/12/2019	Baseline contract value	£178,628.09

ACCESS	Contract	England and Wales
24 month ratio of assessments to patient IDs	1.01	1.09

ACTIVITY	Contract
Contract assess and fit appliances (case starts) as a percentage of Area Team case starts	3.3 %

Cumulative percentage of contracted UOA delivered 2018 & 2019



Month	Adjusted Scheduled Activity (UOA)		
	2017	2018	2019
April	71	112	233
May	108	227	748
June	1,357	507	1,029
July	2,168	2,294	
August	3,040	3,015	
September	3,519	3,206	
October	3,586	3,313	
November	3,705	3,313	
December	3,717	3,334	
January	3,822	3,376	
February	3,878	3,397	
March	3,878	3,502	
April	3,879	3,545	
May	3,880	3,545	
June	3,880	3,545	

#### QUANTITY METRICS (rolling 12 month period)

	Contract Quantity	Contract Base Number	Contract *	Area Team	Region	England
% of all assessments that were assess and fit appliances (case starts)	197	232	84.9%	65.0%	62.1%	60.4%
% of all assessments that were assess and refuse	24	232	10.3%	8.7%	11.2%	11.4%
% of all assessments that were assess and review	11	232	4.7%	26.3%	26.8%	28.3%
% of case starts with a reported IOTN of 3 and Aesthetic Component of 5 or below	1	197	0.5%	0.5%	0.1%	0.1%
% of case starts with a reported IOTN of 3 and Aesthetic Component of 6 or above	5	197	2.5%	3.8%	3.7%	4.0%
% of case starts with a reported IOTN of 4	125	197	63.5%	79.3%	78.7%	77.8%
% of case starts with a reported IOTN of 5	66	197	33.5%	15.3%	16.8%	16.7%
% of concluded courses in receipt of dual-arch fixed appliances	120	147	81.6%	76.4%	77.1%	74.3%
% of concluded courses where treatment was abandoned or discontinued	15	147	10.2%	9.1%	7.4%	6.9%
% of patients satisfied with the treatment they have received	2	2	100.0%	95.6%	95.9%	95.7%

\* Figures in italics indicate that the base number is less than 100.

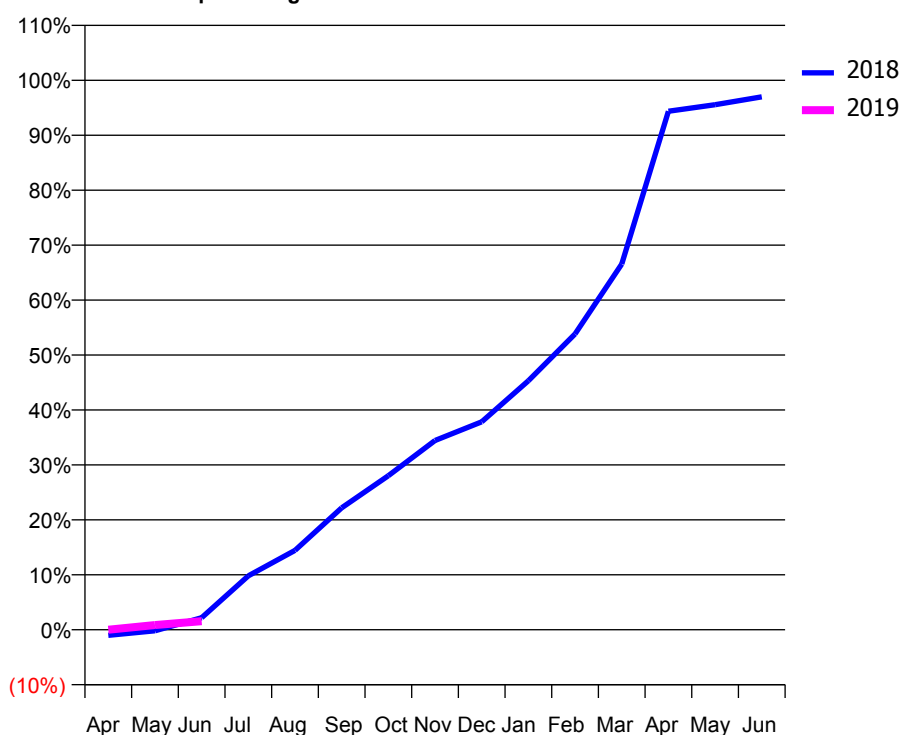
### Q50 - Vital Signs Orthodontic At a Glance Contract Report for 184268/0001 - June 2018

Name or company name	Alpha Windmill (Bedale) Ltd	18/19 Contracted general activity (UDA)	0
Contract type name	PDS Contract	Carry forward general activity (UDA)	0
Purpose of contract	Orthodontic	18/19 Contracted orthodontic activity (UOA)	7,500
Contract start date	01/03/2012	Carry forward orthodontic activity (UOA)	0
Contract end date	31/03/2019	Baseline contract value	£407,153.04

ACCESS	Contract	England and Wales
24 month ratio of assessments to patient IDs	1.20	1.09

ACTIVITY	Contract
Contract assess and fit appliances (case starts) as a percentage of Area Team case starts	5.9 %

Cumulative percentage of contracted UOA delivered 2018 & 2019



Month	Adjusted Scheduled Activity (UOA)		
	2017	2018	2019
April	49	-78	0
May	203	-16	64
June	396	165	117
July	613	737	
August	1,030	1,083	
September	2,254	1,664	
October	3,186	2,103	
November	3,615	2,583	
December	4,513	2,838	
January	4,784	3,399	
February	5,300	4,037	
March	7,058	4,991	
April	7,390	7,078	
May	7,391	7,167	
June	7,392	7,273	

#### QUANTITY METRICS (rolling 12 month period)

	Contract Quantity	Contract Base Number	Contract *	Area Team	Region	England
% of all assessments that were assess and fit appliances (case starts)	349	761	45.9%	65.0%	62.1%	60.4%
% of all assessments that were assess and refuse	131	761	17.2%	8.7%	11.2%	11.4%
% of all assessments that were assess and review	281	761	36.9%	26.3%	26.8%	28.3%
% of case starts with a reported IOTN of 3 and Aesthetic Component of 5 or below	4	349	1.1%	0.5%	0.1%	0.1%
% of case starts with a reported IOTN of 3 and Aesthetic Component of 6 or above	16	349	4.6%	3.8%	3.7%	4.0%
% of case starts with a reported IOTN of 4	277	349	79.4%	79.3%	78.7%	77.8%
% of case starts with a reported IOTN of 5	51	349	14.6%	15.3%	16.8%	16.7 %
% of concluded courses in receipt of dual-arch fixed appliances	258	335	77.0%	76.4%	77.1%	74.3%
% of concluded courses where treatment was abandoned or discontinued	52	335	15.5%	9.1%	7.4%	6.9%
% of patients satisfied with the treatment they have received	6	6	100.0%	95.6%	95.9%	95.7%

\* Figures in italics indicate that the base number is less than 100.



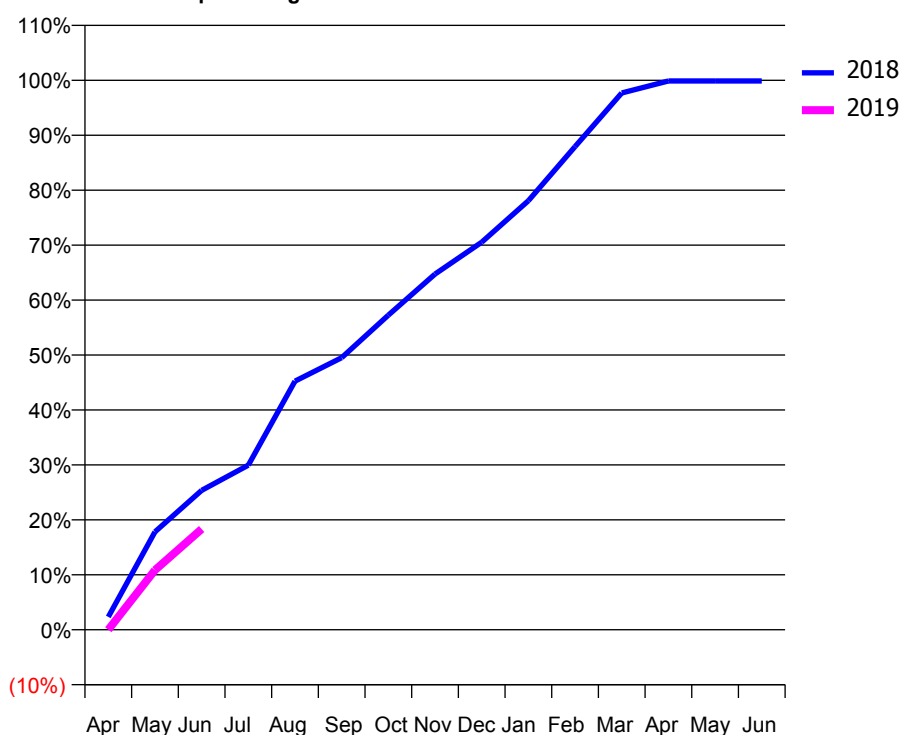
### Q50 - Vital Signs Orthodontic At a Glance Contract Report for 195561/0001 - June 2018

Name or company name	ROBERTS-HARRY CLINIC LTD	18/19 Contracted general activity (UDA)	0
Contract type name	PDS Contract	Carry forward general activity (UDA)	0
Purpose of contract	Orthodontic	18/19 Contracted orthodontic activity (UOA)	16,192
Contract start date	01/05/2011	Carry forward orthodontic activity (UOA)	0
Contract end date	31/03/2019	Baseline contract value	£917,984.81

ACCESS	Contract	England and Wales
24 month ratio of assessments to patient IDs	1.01	1.09

ACTIVITY	Contract
Contract assess and fit appliances (case starts) as a percentage of Area Team case starts	12.3 %

Cumulative percentage of contracted UOA delivered 2018 & 2019



Month	Adjusted Scheduled Activity (UOA)		
	2017	2018	2019
April	2	380	0
May	2,580	2,885	1,757
June	3,148	4,109	2,967
July	4,350	4,852	
August	5,699	7,326	
September	7,200	8,019	
October	8,985	9,270	
November	10,497	10,483	
December	11,572	11,420	
January	13,348	12,641	
February	15,249	14,237	
March	16,194	15,819	
April	16,215	16,172	
May	16,236	16,172	
June	16,236	16,172	

#### QUANTITY METRICS (rolling 12 month period)

	Contract Quantity	Contract Base Number	Contract *	Area Team	Region	England
% of all assessments that were assess and fit appliances (case starts)	726	811	89.5%	65.0%	62.1%	60.4%
% of all assessments that were assess and refuse	35	811	4.3%	8.7%	11.2%	11.4%
% of all assessments that were assess and review	50	811	6.2%	26.3%	26.8%	28.3%
% of case starts with a reported IOTN of 3 and Aesthetic Component of 5 or below	0	726	N/A	0.5%	0.1%	0.1%
% of case starts with a reported IOTN of 3 and Aesthetic Component of 6 or above	18	726	2.5%	3.8%	3.7%	4.0%
% of case starts with a reported IOTN of 4	565	726	77.8%	79.3%	78.7%	77.8%
% of case starts with a reported IOTN of 5	139	726	19.1%	15.3%	16.8%	16.7%
% of concluded courses in receipt of dual-arch fixed appliances	668	738	90.5%	76.4%	77.1%	74.3%
% of concluded courses where treatment was abandoned or discontinued	43	738	5.8%	9.1%	7.4%	6.9%
% of patients satisfied with the treatment they have received	26	27	96.3%	95.6%	95.9%	95.7%

\* Figures in italics indicate that the base number is less than 100.

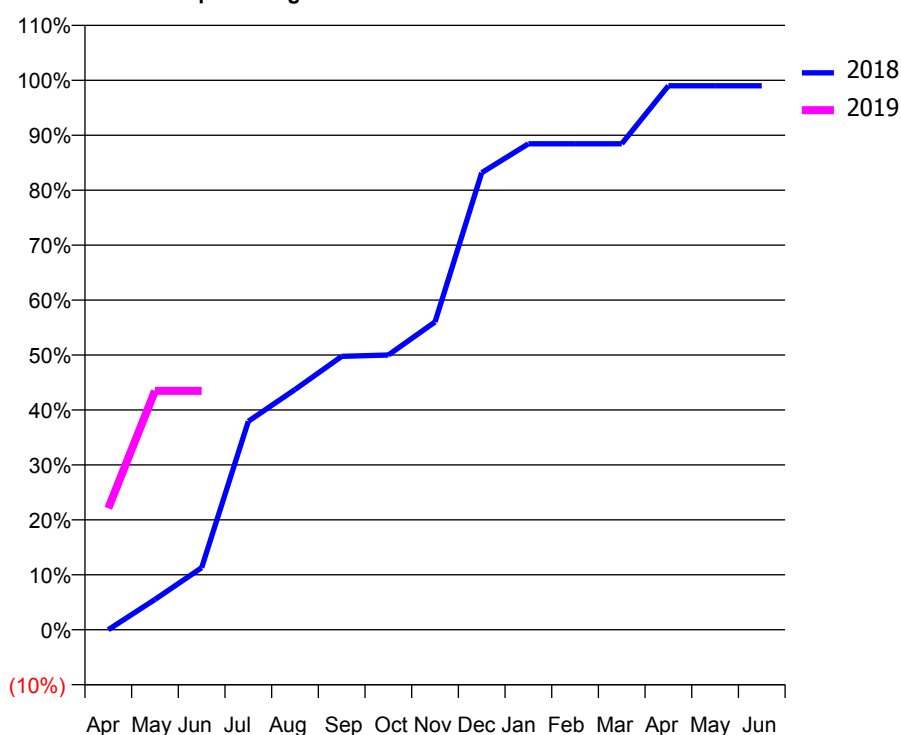
### Q50 - Vital Signs Orthodontic At a Glance Contract Report for 197580/0001 - June 2018

Name or company name	CLOCK TOWER DENTAL CARE LTD.	18/19 Contracted general activity (UDA)	2,000
Contract type name	GDS Contract	Carry forward general activity (UDA)	0
Purpose of contract	General and Orthodontic	18/19 Contracted orthodontic activity (UOA)	398
Contract start date	01/12/2012	Carry forward orthodontic activity (UOA)	0
Contract end date		Baseline contract value	£91,171.56

ACCESS	Contract	England and Wales
24 month ratio of assessments to patient IDs	1.23	1.09

ACTIVITY	Contract
Contract assess and fit appliances (case starts) as a percentage of Area Team case starts	0.4 %

Cumulative percentage of contracted UOA delivered 2018 & 2019



Month	Adjusted Scheduled Activity (UOA)		
	2017	2018	2019
April	2	0	88
May	5	22	173
June	5	45	173
July	28	151	
August	38	174	
September	85	198	
October	127	199	
November	172	223	
December	174	331	
January	176	352	
February	176	352	
March	224	352	
April	309	394	
May	330	394	
June	330	394	

#### QUANTITY METRICS (rolling 12 month period)

	Contract Quantity	Contract Base Number	Contract *	Area Team	Region	England
% of all assessments that were assess and fit appliances (case starts)	25	39	64.1%	65.0%	62.1%	60.4%
% of all assessments that were assess and refuse	4	39	10.3%	8.7%	11.2%	11.4%
% of all assessments that were assess and review	10	39	25.6%	26.3%	26.8%	28.3%
% of case starts with a reported IOTN of 3 and Aesthetic Component of 5 or below	0	25	N/A	0.5%	0.1%	0.1%
% of case starts with a reported IOTN of 3 and Aesthetic Component of 6 or above	0	25	N/A	3.8%	3.7%	4.0%
% of case starts with a reported IOTN of 4	20	25	80.0%	79.3%	78.7%	77.8%
% of case starts with a reported IOTN of 5	5	25	20.0%	15.3%	16.8%	16.7%
% of concluded courses in receipt of dual-arch fixed appliances	1	10	10.0%	76.4%	77.1%	74.3%
% of concluded courses where treatment was abandoned or discontinued	0	10	0.0%	9.1%	7.4%	6.9%
% of patients satisfied with the treatment they have received	1	1	100.0%	95.6%	95.9%	95.7%

\* Figures in italics indicate that the base number is less than 100.

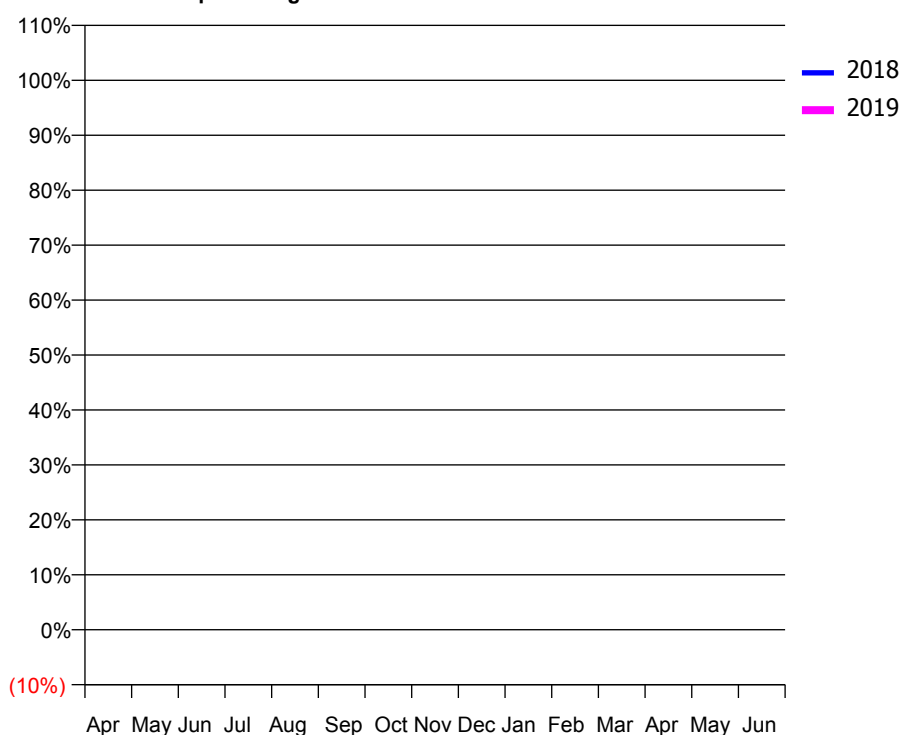
### Q50 - Vital Signs Orthodontic At a Glance Contract Report for 235113/0002 - June 2018

Name or company name	MR JJ O'DWYER	18/19 Contracted general activity (UDA)	0
Contract type name	PDS Contract	Carry forward general activity (UDA)	0
Purpose of contract	Orthodontic	18/19 Contracted orthodontic activity (UOA)	0
Contract start date	01/05/2008	Carry forward orthodontic activity (UOA)	0
Contract end date	30/04/2018	Baseline contract value	£0.08

ACCESS	Contract	England and Wales
24 month ratio of assessments to patient IDs	1.00	1.09

ACTIVITY	Contract
Contract assess and fit appliances (case starts) as a percentage of Area Team case starts	0.0 %

Cumulative percentage of contracted UOA delivered 2018 & 2019



Month	Adjusted Scheduled Activity (UOA)		
	2017	2018	2019
April	0	0	0
May	0	21	21
June	0	21	21
July	0	21	
August	0	21	
September	0	21	
October	0	21	
November	0	21	
December	0	21	
January	0	21	
February	0	21	
March	0	21	
April	0	21	
May	0	21	
June	0	21	

#### QUANTITY METRICS (rolling 12 month period)

	Contract Quantity	Contract Base Number	Contract *	Area Team	Region	England
% of all assessments that were assess and fit appliances (case starts)	2	2	100.0%	65.0%	62.1%	60.4%
% of all assessments that were assess and refuse	0	2	0.0%	8.7%	11.2%	11.4%
% of all assessments that were assess and review	0	2	0.0%	26.3%	26.8%	28.3%
% of case starts with a reported IOTN of 3 and Aesthetic Component of 5 or below	0	2	N/A	0.5%	0.1%	0.1%
% of case starts with a reported IOTN of 3 and Aesthetic Component of 6 or above	0	2	N/A	3.8%	3.7%	4.0%
% of case starts with a reported IOTN of 4	2	2	100.0%	79.3%	78.7%	77.8%
% of case starts with a reported IOTN of 5	0	2	N/A	15.3%	16.8%	16.7 %
% of concluded courses in receipt of dual-arch fixed appliances	1	1	100.0%	76.4%	77.1%	74.3%
% of concluded courses where treatment was abandoned or discontinued	0	1	0.0%	9.1%	7.4%	6.9%
% of patients satisfied with the treatment they have received	0	0	N/A	95.6%	95.9%	95.7%

\* Figures in italics indicate that the base number is less than 100.

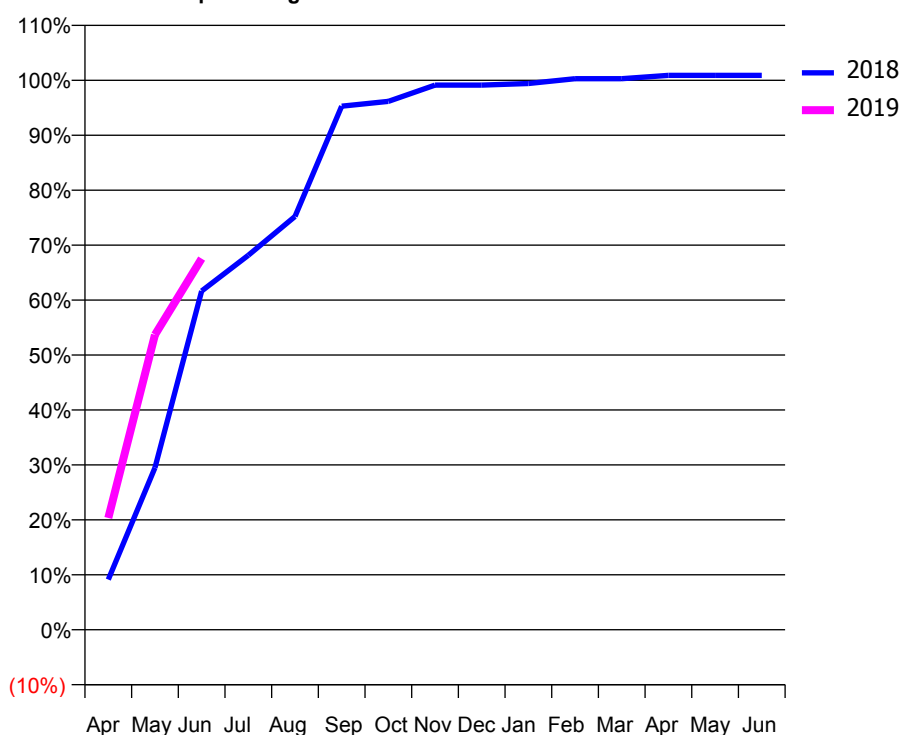
### Q50 - Vital Signs Orthodontic At a Glance Contract Report for 573973/0001 - June 2018

Name or company name	MR SB JAMIESON	18/19 Contracted general activity (UDA)	8,938
Contract type name	GDS Contract	Carry forward general activity (UDA)	0
Purpose of contract	General and Orthodontic	18/19 Contracted orthodontic activity (UOA)	339
Contract start date	01/04/2006	Carry forward orthodontic activity (UOA)	0
Contract end date		Baseline contract value	£228,665.10

ACCESS	Contract	England and Wales
24 month ratio of assessments to patient IDs	1.14	1.09

ACTIVITY	Contract
Contract assess and fit appliances (case starts) as a percentage of Area Team case starts	0.3 %

Cumulative percentage of contracted UOA delivered 2018 & 2019



Month	Adjusted Scheduled Activity (UOA)		
	2017	2018	2019
April	9	31	69
May	123	100	182
June	136	209	229
July	186	231	
August	189	255	
September	231	323	
October	254	326	
November	275	336	
December	275	336	
January	282	337	
February	324	340	
March	345	340	
April	345	342	
May	345	342	
June	345	342	

#### QUANTITY METRICS (rolling 12 month period)

	Contract Quantity	Contract Base Number	Contract *	Area Team	Region	England
% of all assessments that were assess and fit appliances (case starts)	16	59	27.1%	65.0%	62.1%	60.4%
% of all assessments that were assess and refuse	10	59	16.9%	8.7%	11.2%	11.4%
% of all assessments that were assess and review	33	59	55.9%	26.3%	26.8%	28.3%
% of case starts with a reported IOTN of 3 and Aesthetic Component of 5 or below	0	16	<i>N/A</i>	0.5%	0.1%	0.1%
% of case starts with a reported IOTN of 3 and Aesthetic Component of 6 or above	12	16	75.0%	3.8%	3.7%	4.0%
% of case starts with a reported IOTN of 4	4	16	25.0%	79.3%	78.7%	77.8%
% of case starts with a reported IOTN of 5	0	16	<i>N/A</i>	15.3%	16.8%	16.7%
% of concluded courses in receipt of dual-arch fixed appliances	9	15	60.0%	76.4%	77.1%	74.3%
% of concluded courses where treatment was abandoned or discontinued	4	15	26.7%	9.1%	7.4%	6.9%
% of patients satisfied with the treatment they have received	1	1	100.0%	95.6%	95.9%	95.7%

\* Figures in italics indicate that the base number is less than 100.

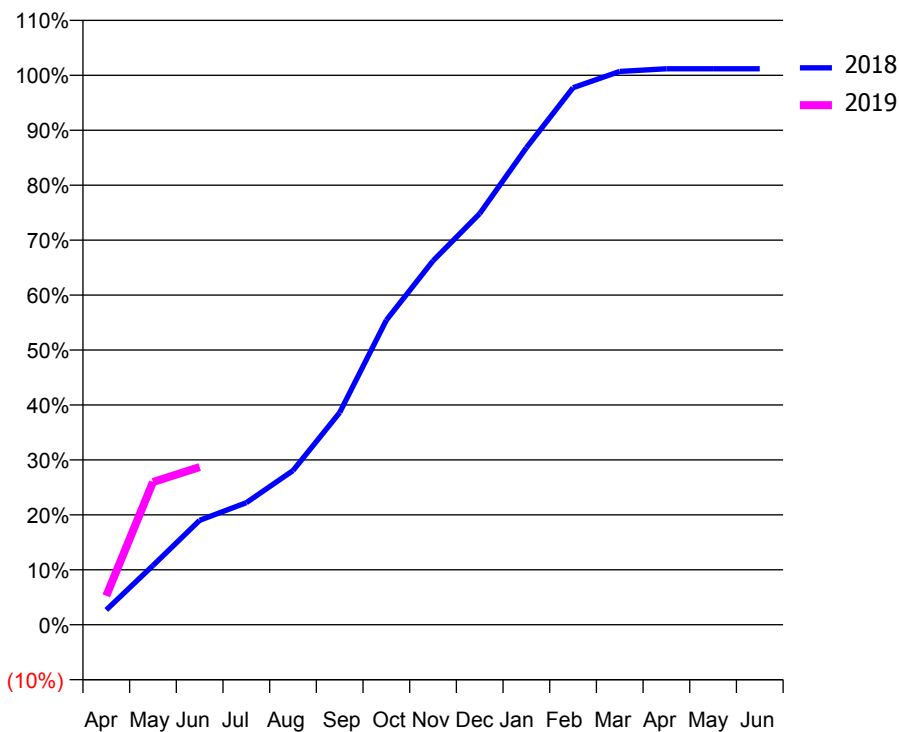
### Q50 - Vital Signs Orthodontic At a Glance Contract Report for 732974/0001 - June 2018

Name or company name	MR IJ AUCKLAND	18/19 Contracted general activity (UDA)	1,480
Contract type name	GDS Contract	Carry forward general activity (UDA)	0
Purpose of contract	General and Orthodontic	18/19 Contracted orthodontic activity (UOA)	815
Contract start date	01/04/2006	Carry forward orthodontic activity (UOA)	0
Contract end date		Baseline contract value	£113,046.54

ACCESS	Contract	England and Wales
24 month ratio of assessments to patient IDs	1.18	1.09

ACTIVITY	Contract
Contract assess and fit appliances (case starts) as a percentage of Area Team case starts	0.7 %

Cumulative percentage of contracted UOA delivered 2018 & 2019



Month	Adjusted Scheduled Activity (UOA)		
	2017	2018	2019
April	2	22	43
May	92	88	212
June	95	155	234
July	165	181	
August	214	229	
September	283	315	
October	354	452	
November	400	540	
December	448	610	
January	494	708	
February	525	797	
March	596	821	
April	685	825	
May	769	825	
June	769	825	

#### QUANTITY METRICS (rolling 12 month period)

	Contract Quantity	Contract Base Number	Contract *	Area Team	Region	England
% of all assessments that were assess and fit appliances (case starts)	42	96	43.8%	65.0%	62.1%	60.4%
% of all assessments that were assess and refuse	13	96	13.5%	8.7%	11.2%	11.4%
% of all assessments that were assess and review	41	96	42.7%	26.3%	26.8%	28.3%
% of case starts with a reported IOTN of 3 and Aesthetic Component of 5 or below	0	42	N/A	0.5%	0.1%	0.1%
% of case starts with a reported IOTN of 3 and Aesthetic Component of 6 or above	0	42	N/A	3.8%	3.7%	4.0%
% of case starts with a reported IOTN of 4	14	42	33.3%	79.3%	78.7%	77.8%
% of case starts with a reported IOTN of 5	4	42	9.5%	15.3%	16.8%	16.7%
% of concluded courses in receipt of dual-arch fixed appliances	0	35	N/A	76.4%	77.1%	74.3%
% of concluded courses where treatment was abandoned or discontinued	2	35	5.7%	9.1%	7.4%	6.9%
% of patients satisfied with the treatment they have received	3	3	100.0%	95.6%	95.9%	95.7%

\* Figures in italics indicate that the base number is less than 100.

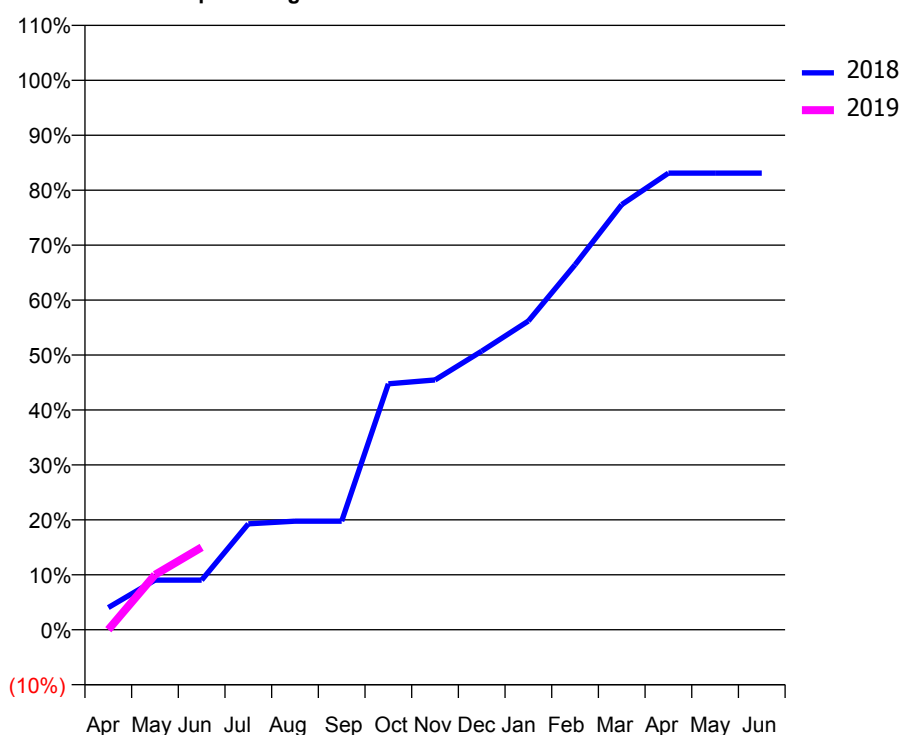
### Q50 - Vital Signs Orthodontic At a Glance Contract Report for 749869/0001 - June 2018

Name or company name	MRS ML GATECLIFF	18/19 Contracted general activity (UDA)	2,024
Contract type name	GDS Contract	Carry forward general activity (UDA)	0
Purpose of contract	General and Orthodontic	18/19 Contracted orthodontic activity (UOA)	420
Contract start date	01/04/2006	Carry forward orthodontic activity (UOA)	0
Contract end date		Baseline contract value	£91,549.27

ACCESS	Contract	England and Wales
24 month ratio of assessments to patient IDs	1.05	1.09

ACTIVITY	Contract
Contract assess and fit appliances (case starts) as a percentage of Area Team case starts	0.3 %

Cumulative percentage of contracted UOA delivered 2018 & 2019



Month	Adjusted Scheduled Activity (UOA)		
	2017	2018	2019
April	-11	17	0
May	52	38	42
June	52	38	63
July	73	81	
August	73	83	
September	115	83	
October	178	188	
November	264	191	
December	351	213	
January	351	236	
February	373	279	
March	416	325	
April	416	349	
May	416	349	
June	416	349	

#### QUANTITY METRICS (rolling 12 month period)

	Contract Quantity	Contract Base Number	Contract *	Area Team	Region	England
% of all assessments that were assess and fit appliances (case starts)	17	34	50.0%	65.0%	62.1%	60.4%
% of all assessments that were assess and refuse	6	34	17.6%	8.7%	11.2%	11.4%
% of all assessments that were assess and review	11	34	32.4%	26.3%	26.8%	28.3%
% of case starts with a reported IOTN of 3 and Aesthetic Component of 5 or below	0	17	N/A	0.5%	0.1%	0.1%
% of case starts with a reported IOTN of 3 and Aesthetic Component of 6 or above	0	17	N/A	3.8%	3.7%	4.0%
% of case starts with a reported IOTN of 4	15	17	88.2%	79.3%	78.7%	77.8%
% of case starts with a reported IOTN of 5	2	17	11.8%	15.3%	16.8%	16.7%
% of concluded courses in receipt of dual-arch fixed appliances	10	17	58.8%	76.4%	77.1%	74.3%
% of concluded courses where treatment was abandoned or discontinued	5	17	29.4%	9.1%	7.4%	6.9%
% of patients satisfied with the treatment they have received	0	0	N/A	95.6%	95.9%	95.7%

\* Figures in italics indicate that the base number is less than 100.

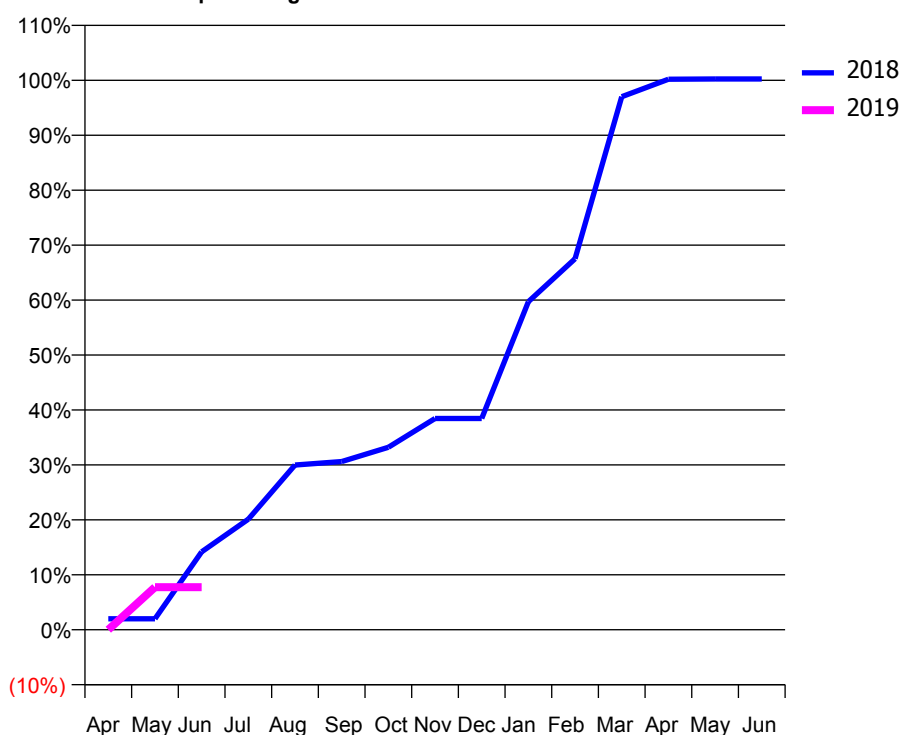
### Q50 - Vital Signs Orthodontic At a Glance Contract Report for 809632/0004 - June 2018

Name or company name	MR GJ ATHERTON	18/19 Contracted general activity (UDA)	0
Contract type name	PDS Contract	Carry forward general activity (UDA)	0
Purpose of contract	Orthodontic	18/19 Contracted orthodontic activity (UOA)	3,300
Contract start date	01/04/2006	Carry forward orthodontic activity (UOA)	0
Contract end date	31/03/2019	Baseline contract value	£187,089.30

ACCESS	Contract	England and Wales
24 month ratio of assessments to patient IDs	1.05	1.09

ACTIVITY	Contract
Contract assess and fit appliances (case starts) as a percentage of Area Team case starts	2.5 %

Cumulative percentage of contracted UOA delivered 2018 & 2019



Month	Adjusted Scheduled Activity (UOA)		
	2017	2018	2019
April	41	66	0
May	235	66	256
June	397	468	256
July	572	664	
August	572	989	
September	913	1,010	
October	913	1,096	
November	1,738	1,269	
December	2,085	1,269	
January	2,085	1,970	
February	2,962	2,228	
March	3,334	3,201	
April	3,398	3,306	
May	3,398	3,308	
June	3,398	3,308	

#### QUANTITY METRICS (rolling 12 month period)

	Contract Quantity	Contract Base Number	Contract *	Area Team	Region	England
% of all assessments that were assess and fit appliances (case starts)	149	201	74.1%	65.0%	62.1%	60.4%
% of all assessments that were assess and refuse	5	201	2.5%	8.7%	11.2%	11.4%
% of all assessments that were assess and review	47	201	23.4%	26.3%	26.8%	28.3%
% of case starts with a reported IOTN of 3 and Aesthetic Component of 5 or below	0	149	N/A	0.5%	0.1%	0.1%
% of case starts with a reported IOTN of 3 and Aesthetic Component of 6 or above	1	149	0.7%	3.8%	3.7%	4.0%
% of case starts with a reported IOTN of 4	107	149	71.8%	79.3%	78.7%	77.8%
% of case starts with a reported IOTN of 5	34	149	22.8%	15.3%	16.8%	16.7%
% of concluded courses in receipt of dual-arch fixed appliances	98	125	78.4%	76.4%	77.1%	74.3%
% of concluded courses where treatment was abandoned or discontinued	23	125	18.4%	9.1%	7.4%	6.9%
% of patients satisfied with the treatment they have received	3	3	100.0%	95.6%	95.9%	95.7%

\* Figures in italics indicate that the base number is less than 100.

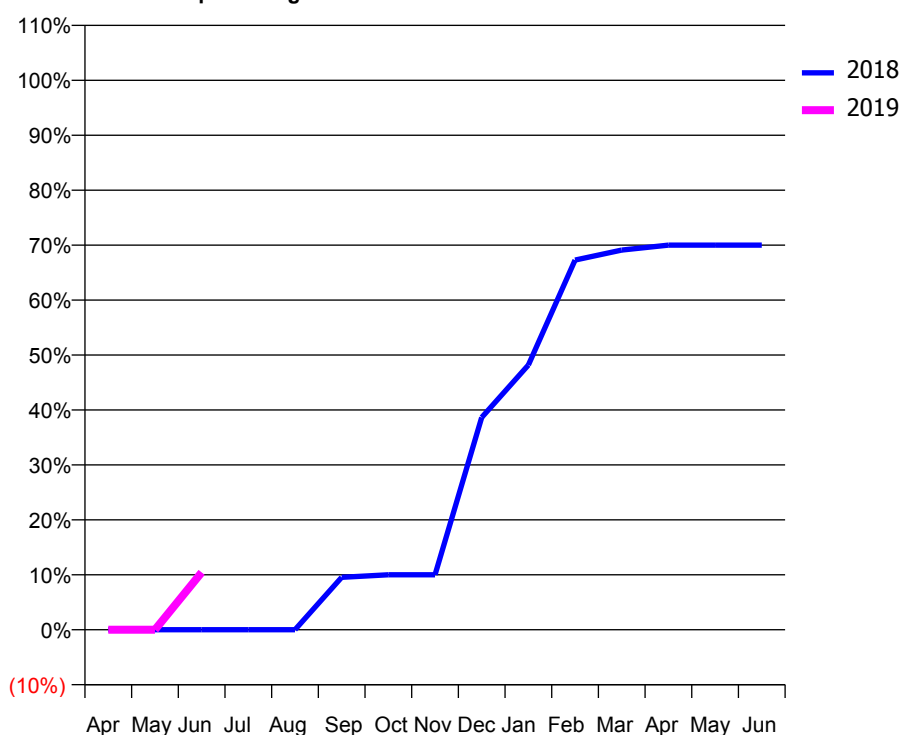
### Q50 - Vital Signs Orthodontic At a Glance Contract Report for 811076/0001 - June 2018

Name or company name	MR DR FEIRN	18/19 Contracted general activity (UDA)	1,214
Contract type name	GDS Contract	Carry forward general activity (UDA)	0
Purpose of contract	General and Orthodontic	18/19 Contracted orthodontic activity (UOA)	220
Contract start date	01/04/2006	Carry forward orthodontic activity (UOA)	0
Contract end date		Baseline contract value	£45,957.79

ACCESS	Contract	England and Wales
24 month ratio of assessments to patient IDs	1.09	1.09

ACTIVITY	Contract
Contract assess and fit appliances (case starts) as a percentage of Area Team case starts	0.2 %

Cumulative percentage of contracted UOA delivered 2018 & 2019



Month	Adjusted Scheduled Activity (UOA)		
	2017	2018	2019
April	-3	0	0
May	-3	0	0
June	-3	0	23
July	-3	0	
August	39	0	
September	40	21	
October	61	22	
November	62	22	
December	62	85	
January	85	106	
February	106	148	
March	107	152	
April	107	154	
May	107	154	
June	107	154	

#### QUANTITY METRICS (rolling 12 month period)

	Contract Quantity	Contract Base Number	Contract *	Area Team	Region	England
% of all assessments that were assess and fit appliances (case starts)	9	13	69.2%	65.0%	62.1%	60.4%
% of all assessments that were assess and refuse	2	13	15.4%	8.7%	11.2%	11.4%
% of all assessments that were assess and review	2	13	15.4%	26.3%	26.8%	28.3%
% of case starts with a reported IOTN of 3 and Aesthetic Component of 5 or below	0	9	N/A	0.5%	0.1%	0.1%
% of case starts with a reported IOTN of 3 and Aesthetic Component of 6 or above	2	9	22.2%	3.8%	3.7%	4.0%
% of case starts with a reported IOTN of 4	3	9	33.3%	79.3%	78.7%	77.8%
% of case starts with a reported IOTN of 5	3	9	33.3%	15.3%	16.8%	16.7%
% of concluded courses in receipt of dual-arch fixed appliances	7	10	70.0%	76.4%	77.1%	74.3%
% of concluded courses where treatment was abandoned or discontinued	1	10	10.0%	9.1%	7.4%	6.9%
% of patients satisfied with the treatment they have received	1	1	100.0%	95.6%	95.9%	95.7%

\* Figures in italics indicate that the base number is less than 100.



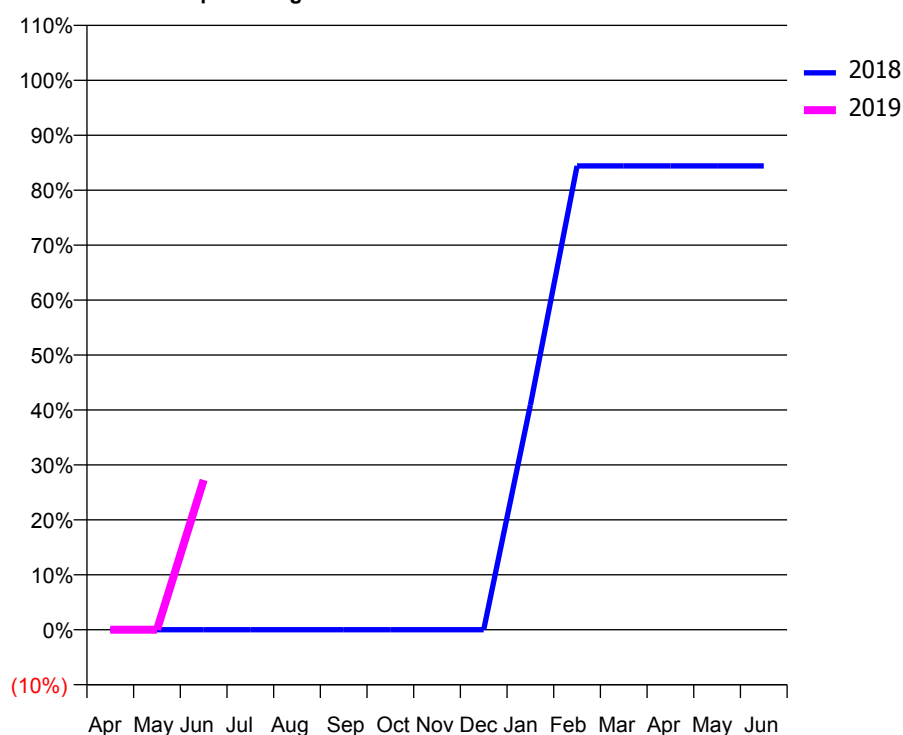
### Q50 - Vital Signs Orthodontic At a Glance Contract Report for 999334/0001 - June 2018

Name or company name	MR EO DUODU	18/19 Contracted general activity (UDA)	1,043
Contract type name	GDS Contract	Carry forward general activity (UDA)	0
Purpose of contract	General and Orthodontic	18/19 Contracted orthodontic activity (UOA)	154
Contract start date	01/04/2006	Carry forward orthodontic activity (UOA)	0
Contract end date		Baseline contract value	£41,609.46

ACCESS	Contract	England and Wales
24 month ratio of assessments to patient IDs	1.00	1.09

ACTIVITY	Contract
Contract assess and fit appliances (case starts) as a percentage of Area Team case starts	0.2 %

Cumulative percentage of contracted UOA delivered 2018 & 2019



Month	Adjusted Scheduled Activity (UOA)		
	2017	2018	2019
April	-2	0	0
May	-2	0	0
June	-2	0	42
July	-2	0	
August	-2	0	
September	-2	0	
October	-2	0	
November	2	0	
December	2	0	
January	2	63	
February	44	130	
March	107	130	
April	107	130	
May	107	130	
June	107	130	

#### QUANTITY METRICS (rolling 12 month period)

	Contract Quantity	Contract Base Number	Contract *	Area Team	Region	England
% of all assessments that were assess and fit appliances (case starts)	9	9	100.0%	65.0%	62.1%	60.4%
% of all assessments that were assess and refuse	0	9	0.0%	8.7%	11.2%	11.4%
% of all assessments that were assess and review	0	9	0.0%	26.3%	26.8%	28.3%
% of case starts with a reported IOTN of 3 and Aesthetic Component of 5 or below	0	9	N/A	0.5%	0.1%	0.1%
% of case starts with a reported IOTN of 3 and Aesthetic Component of 6 or above	1	9	11.1%	3.8%	3.7%	4.0%
% of case starts with a reported IOTN of 4	8	9	88.9%	79.3%	78.7%	77.8%
% of case starts with a reported IOTN of 5	0	9	N/A	15.3%	16.8%	16.7%
% of concluded courses in receipt of dual-arch fixed appliances	0	2	N/A	76.4%	77.1%	74.3%
% of concluded courses where treatment was abandoned or discontinued	0	2	0.0%	9.1%	7.4%	6.9%
% of patients satisfied with the treatment they have received	0	0	N/A	95.6%	95.9%	95.7%

\* Figures in italics indicate that the base number is less than 100.

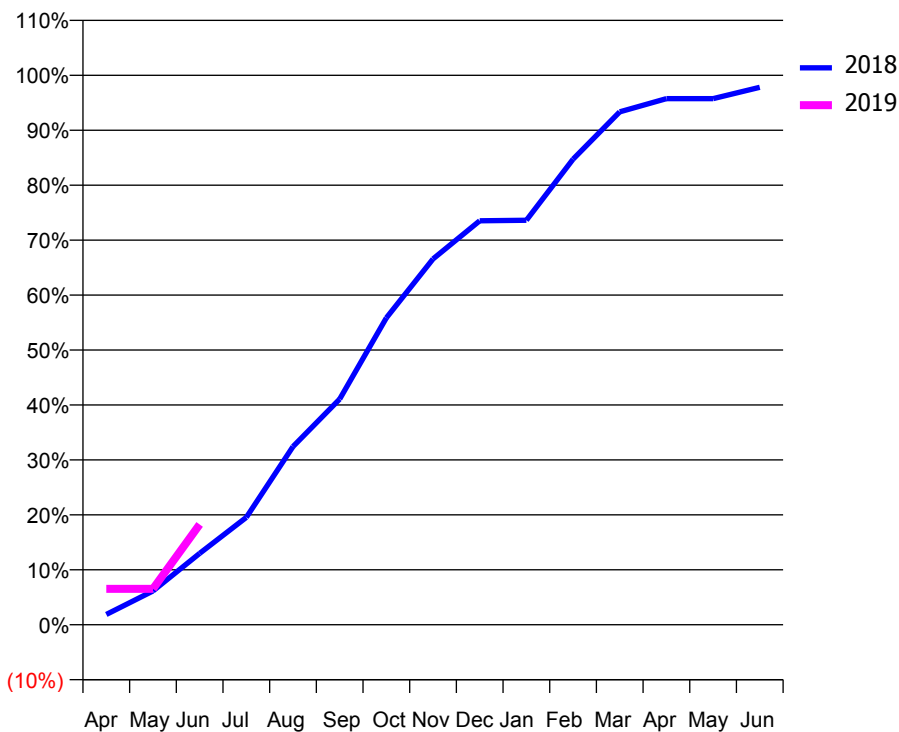
### Q51 - Vital Signs Orthodontic At a Glance Contract Report for 101338/0069 - June 2018

Name or company name	Whitecross Dental Care Limited	18/19 Contracted general activity (UDA)	24,277
Contract type name	GDS Contract	Carry forward general activity (UDA)	0
Purpose of contract	General and Orthodontic	18/19 Contracted orthodontic activity (UOA)	1,008
Contract start date	01/11/2008	Carry forward orthodontic activity (UOA)	0
Contract end date		Baseline contract value	£760,924.45

ACCESS	Contract	England and Wales
24 month ratio of assessments to patient IDs	1.13	1.09

ACTIVITY	Contract
Contract assess and fit appliances (case starts) as a percentage of Area Team case starts	1.0 %

Cumulative percentage of contracted UOA delivered 2018 & 2019



Month	Adjusted Scheduled Activity (UOA)		
	2017	2018	2019
April	3	19	66
May	5	62	66
June	27	131	184
July	142	197	
August	213	327	
September	325	414	
October	414	563	
November	524	671	
December	590	741	
January	680	742	
February	809	854	
March	940	941	
April	982	965	
May	1,003	965	
June	1,004	986	

#### QUANTITY METRICS (rolling 12 month period)

	Contract Quantity	Contract Base Number	Contract *	Area Team	Region	England
% of all assessments that were assess and fit appliances (case starts)	47	99	47.5%	57.8%	62.1%	60.4%
% of all assessments that were assess and refuse	10	99	10.1%	19.1%	11.2%	11.4%
% of all assessments that were assess and review	42	99	42.4%	23.2%	26.8%	28.3%
% of case starts with a reported IOTN of 3 and Aesthetic Component of 5 or below	0	47	N/A	0.0%	0.1%	0.1%
% of case starts with a reported IOTN of 3 and Aesthetic Component of 6 or above	0	47	N/A	2.2%	3.7%	4.0%
% of case starts with a reported IOTN of 4	37	47	78.7%	78.5%	78.7%	77.8%
% of case starts with a reported IOTN of 5	10	47	21.3%	18.8%	16.8%	16.7%
% of concluded courses in receipt of dual-arch fixed appliances	14	17	82.4%	75.9%	77.1%	74.3%
% of concluded courses where treatment was abandoned or discontinued	1	17	5.9%	4.7%	7.4%	6.9%
% of patients satisfied with the treatment they have received	0	0	N/A	97.7%	95.9%	95.7%

\* Figures in italics indicate that the base number is less than 100.

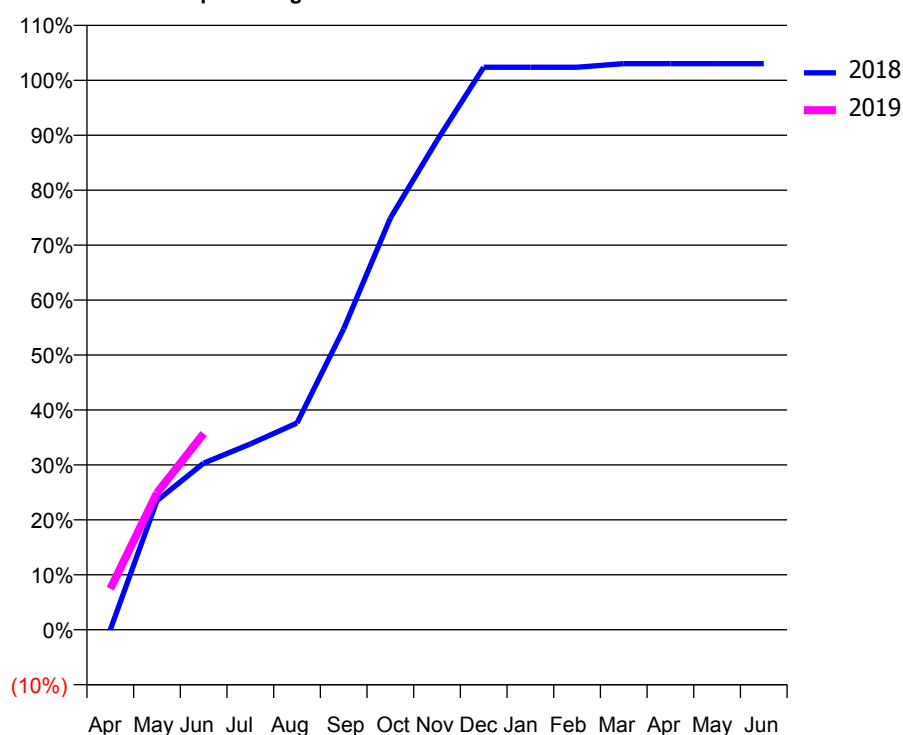
### Q51 - Vital Signs Orthodontic At a Glance Contract Report for 101370/0005 - June 2018

Name or company name	Petrie Tucker & Partners Ltd	18/19 Contracted general activity (UDA)	24,146
Contract type name	GDS Contract	Carry forward general activity (UDA)	0
Purpose of contract	General and Orthodontic	18/19 Contracted orthodontic activity (UOA)	630
Contract start date	01/04/2006	Carry forward orthodontic activity (UOA)	0
Contract end date		Baseline contract value	£732,388.77

ACCESS	Contract	England and Wales
24 month ratio of assessments to patient IDs	1.05	1.09

ACTIVITY	Contract
Contract assess and fit appliances (case starts) as a percentage of Area Team case starts	0.7 %

Cumulative percentage of contracted UOA delivered 2018 & 2019



Month	Adjusted Scheduled Activity (UOA)		
	2017	2018	2019
April	14	0	47
May	14	148	157
June	35	191	225
July	39	213	
August	64	237	
September	130	345	
October	298	472	
November	427	561	
December	472	645	
January	536	645	
February	601	645	
March	601	649	
April	601	649	
May	601	649	
June	601	649	

#### QUANTITY METRICS (rolling 12 month period)

	Contract Quantity	Contract Base Number	Contract *	Area Team	Region	England
% of all assessments that were assess and fit appliances (case starts)	31	63	49.2%	57.8%	62.1%	60.4%
% of all assessments that were assess and refuse	9	63	14.3%	19.1%	11.2%	11.4%
% of all assessments that were assess and review	23	63	36.5%	23.2%	26.8%	28.3%
% of case starts with a reported IOTN of 3 and Aesthetic Component of 5 or below	0	31	N/A	0.0%	0.1%	0.1%
% of case starts with a reported IOTN of 3 and Aesthetic Component of 6 or above	1	31	3.2%	2.2%	3.7%	4.0%
% of case starts with a reported IOTN of 4	25	31	80.6%	78.5%	78.7%	77.8%
% of case starts with a reported IOTN of 5	5	31	16.1%	18.8%	16.8%	16.7%
% of concluded courses in receipt of dual-arch fixed appliances	30	39	76.9%	75.9%	77.1%	74.3%
% of concluded courses where treatment was abandoned or discontinued	0	39	0.0%	4.7%	7.4%	6.9%
% of patients satisfied with the treatment they have received	3	3	100.0%	97.7%	95.9%	95.7%

\* Figures in italics indicate that the base number is less than 100.

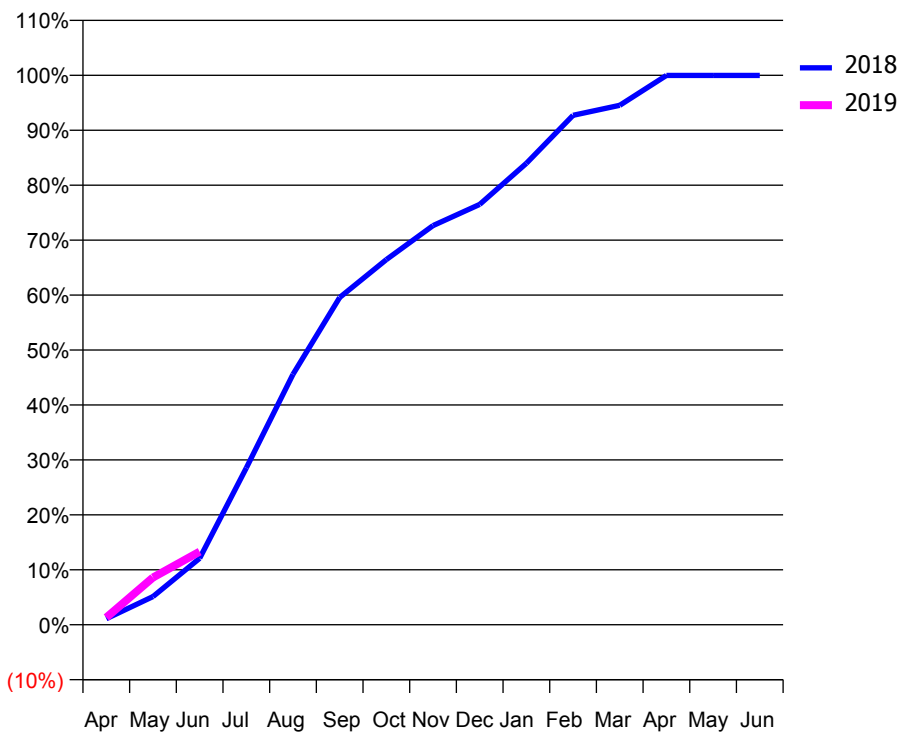
### Q51 - Vital Signs Orthodontic At a Glance Contract Report for 101699/0001 - June 2018

Name or company name	Orthoscene Limited	18/19 Contracted general activity (UDA)	0
Contract type name	PDS Contract	Carry forward general activity (UDA)	0
Purpose of contract	Orthodontic	18/19 Contracted orthodontic activity (UOA)	11,617
Contract start date	01/04/2014	Carry forward orthodontic activity (UOA)	0
Contract end date	31/03/2019	Baseline contract value	£720,744.13

ACCESS	Contract	England and Wales
24 month ratio of assessments to patient IDs	1.00	1.09

ACTIVITY	Contract
Contract assess and fit appliances (case starts) as a percentage of Area Team case starts	11.9 %

Cumulative percentage of contracted UOA delivered 2018 & 2019



Month	Adjusted Scheduled Activity (UOA)		
	2017	2018	2019
April	339	128	154
May	1,942	597	1,000
June	3,690	1,405	1,547
July	5,231	3,318	
August	6,019	5,297	
September	7,346	6,920	
October	7,919	7,721	
November	8,897	8,440	
December	10,201	8,888	
January	10,959	9,755	
February	11,130	10,770	
March	11,531	10,981	
April	11,575	11,614	
May	11,596	11,614	
June	11,596	11,614	

#### QUANTITY METRICS (rolling 12 month period)

	Contract Quantity	Contract Base Number	Contract *	Area Team	Region	England
% of all assessments that were assess and fit appliances (case starts)	558	617	90.4%	57.8%	62.1%	60.4%
% of all assessments that were assess and refuse	0	617	0.0%	19.1%	11.2%	11.4%
% of all assessments that were assess and review	59	617	9.6%	23.2%	26.8%	28.3%
% of case starts with a reported IOTN of 3 and Aesthetic Component of 5 or below	0	558	N/A	0.0%	0.1%	0.1%
% of case starts with a reported IOTN of 3 and Aesthetic Component of 6 or above	6	558	1.1%	2.2%	3.7%	4.0%
% of case starts with a reported IOTN of 4	457	558	81.9%	78.5%	78.7%	77.8%
% of case starts with a reported IOTN of 5	94	558	16.8%	18.8%	16.8%	16.7 %
% of concluded courses in receipt of dual-arch fixed appliances	448	474	94.5%	75.9%	77.1%	74.3%
% of concluded courses where treatment was abandoned or discontinued	15	474	3.2%	4.7%	7.4%	6.9%
% of patients satisfied with the treatment they have received	35	36	97.2%	97.7%	95.9%	95.7%

\* Figures in italics indicate that the base number is less than 100.

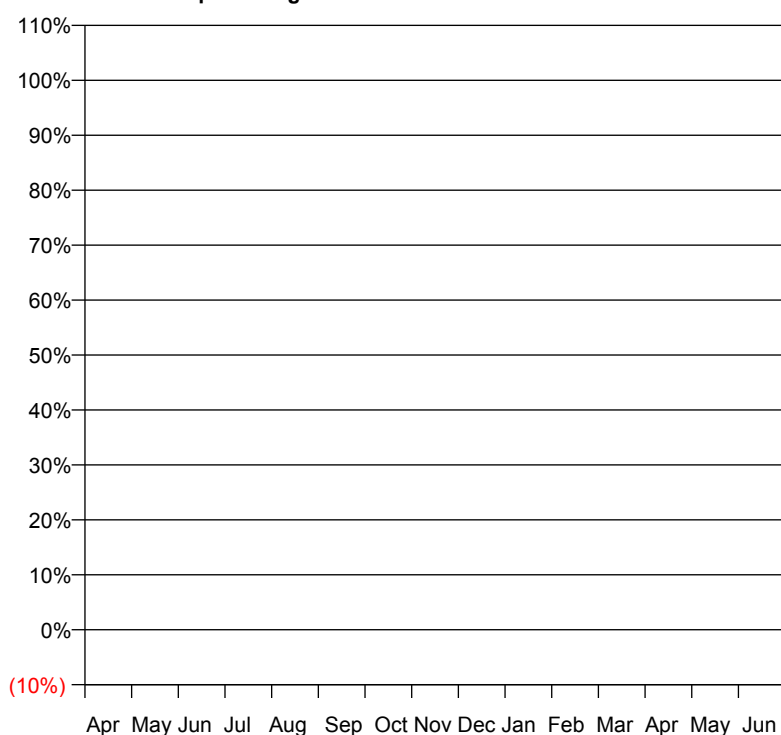
### Q51 - Vital Signs Orthodontic At a Glance Contract Report for 104221/0001 - June 2018

Name or company name	Hoyland Family Dental Centre	18/19 Contracted general activity (UDA)	24,001
Contract type name	GDS Contract	Carry forward general activity (UDA)	0
Purpose of contract	General	18/19 Contracted orthodontic activity (UOA)	0
Contract start date	01/01/2009	Carry forward orthodontic activity (UOA)	0
Contract end date		Baseline contract value	£673,004.19

ACCESS	Contract	England and Wales
24 month ratio of assessments to patient IDs	1.00	1.09

ACTIVITY	Contract
Contract assess and fit appliances (case starts) as a percentage of Area Team case starts	0.0 %

Cumulative percentage of contracted UOA delivered 2018 & 2019



— 2018  
— 2019

Month	Adjusted Scheduled Activity (UOA)		
	2017	2018	2019
April	1	0	0
May	1	0	1
June	1	0	1
July	1	0	
August	1	0	
September	1	0	
October	1	0	
November	1	0	
December	1	0	
January	1	0	
February	1	0	
March	1	0	
April	1	0	
May	1	0	
June	1	0	

#### QUANTITY METRICS (rolling 12 month period)

	Contract Quantity	Contract Base Number	Contract *	Area Team	Region	England
% of all assessments that were assess and fit appliances (case starts)	0	1	0.0%	57.8%	62.1%	60.4%
% of all assessments that were assess and refuse	0	1	0.0%	19.1%	11.2%	11.4%
% of all assessments that were assess and review	1	1	100.0%	23.2%	26.8%	28.3%
% of case starts with a reported IOTN of 3 and Aesthetic Component of 5 or below	0	0	N/A	0.0%	0.1%	0.1%
% of case starts with a reported IOTN of 3 and Aesthetic Component of 6 or above	0	0	N/A	2.2%	3.7%	4.0%
% of case starts with a reported IOTN of 4	0	0	N/A	78.5%	78.7%	77.8%
% of case starts with a reported IOTN of 5	0	0	N/A	18.8%	16.8%	16.7%
% of concluded courses in receipt of dual-arch fixed appliances	0	0	N/A	75.9%	77.1%	74.3%
% of concluded courses where treatment was abandoned or discontinued	0	0	N/A	4.7%	7.4%	6.9%
% of patients satisfied with the treatment they have received	0	0	N/A	97.7%	95.9%	95.7%

\* Figures in italics indicate that the base number is less than 100.

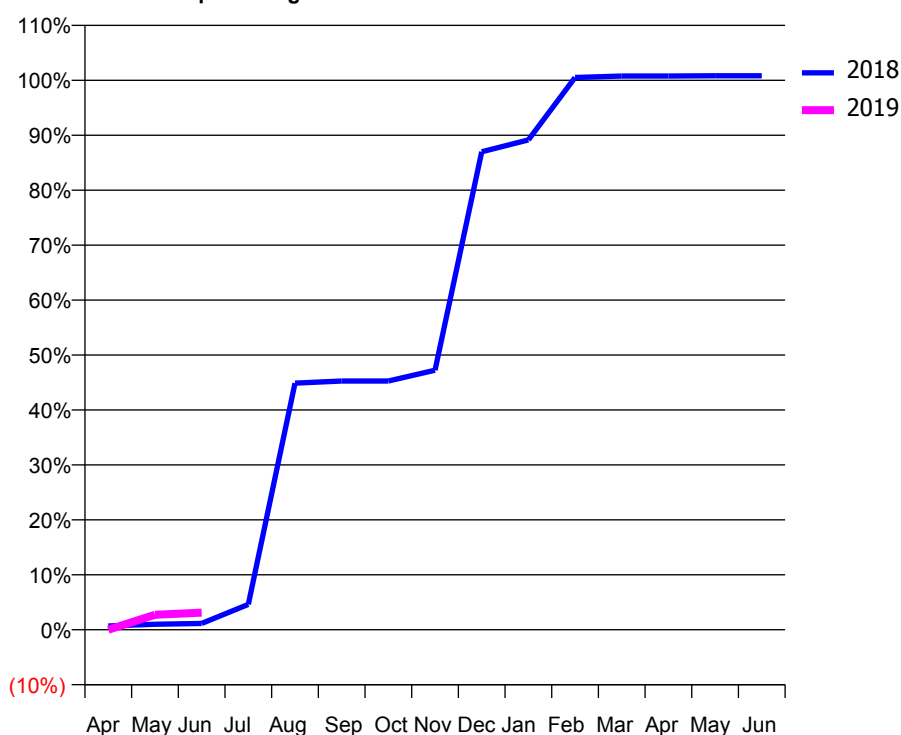
### Q51 - Vital Signs Orthodontic At a Glance Contract Report for 109983/0001 - June 2018

Name or company name	Smile Create Ltd	18/19 Contracted general activity (UDA)	15,796
Contract type name	GDS Contract	Carry forward general activity (UDA)	0
Purpose of contract	General and Orthodontic	18/19 Contracted orthodontic activity (UOA)	1,575
Contract start date	01/04/2012	Carry forward orthodontic activity (UOA)	0
Contract end date		Baseline contract value	£555,377.07

ACCESS	Contract	England and Wales
24 month ratio of assessments to patient IDs	1.04	1.09

ACTIVITY	Contract
Contract assess and fit appliances (case starts) as a percentage of Area Team case starts	1.6 %

Cumulative percentage of contracted UOA delivered 2018 & 2019



Month	Adjusted Scheduled Activity (UOA)		
	2017	2018	2019
April	-2	11	0
May	24	16	43
June	26	18	49
July	365	73	
August	471	707	
September	498	713	
October	544	713	
November	1,154	744	
December	1,156	1,370	
January	1,163	1,404	
February	1,207	1,583	
March	1,586	1,587	
April	1,586	1,587	
May	1,586	1,588	
June	1,586	1,588	

#### QUANTITY METRICS (rolling 12 month period)

	Contract Quantity	Contract Base Number	Contract *	Area Team	Region	England
% of all assessments that were assess and fit appliances (case starts)	73	181	40.3%	57.8%	62.1%	60.4%
% of all assessments that were assess and refuse	30	181	16.6%	19.1%	11.2%	11.4%
% of all assessments that were assess and review	78	181	43.1%	23.2%	26.8%	28.3%
% of case starts with a reported IOTN of 3 and Aesthetic Component of 5 or below	0	73	<i>N/A</i>	0.0%	0.1%	0.1%
% of case starts with a reported IOTN of 3 and Aesthetic Component of 6 or above	5	73	6.8%	2.2%	3.7%	4.0%
% of case starts with a reported IOTN of 4	53	73	72.6%	78.5%	78.7%	77.8%
% of case starts with a reported IOTN of 5	15	73	20.5%	18.8%	16.8%	16.7%
% of concluded courses in receipt of dual-arch fixed appliances	7	63	11.1%	75.9%	77.1%	74.3%
% of concluded courses where treatment was abandoned or discontinued	7	63	11.1%	4.7%	7.4%	6.9%
% of patients satisfied with the treatment they have received	0	0	<i>N/A</i>	97.7%	95.9%	95.7%

\* Figures in italics indicate that the base number is less than 100.

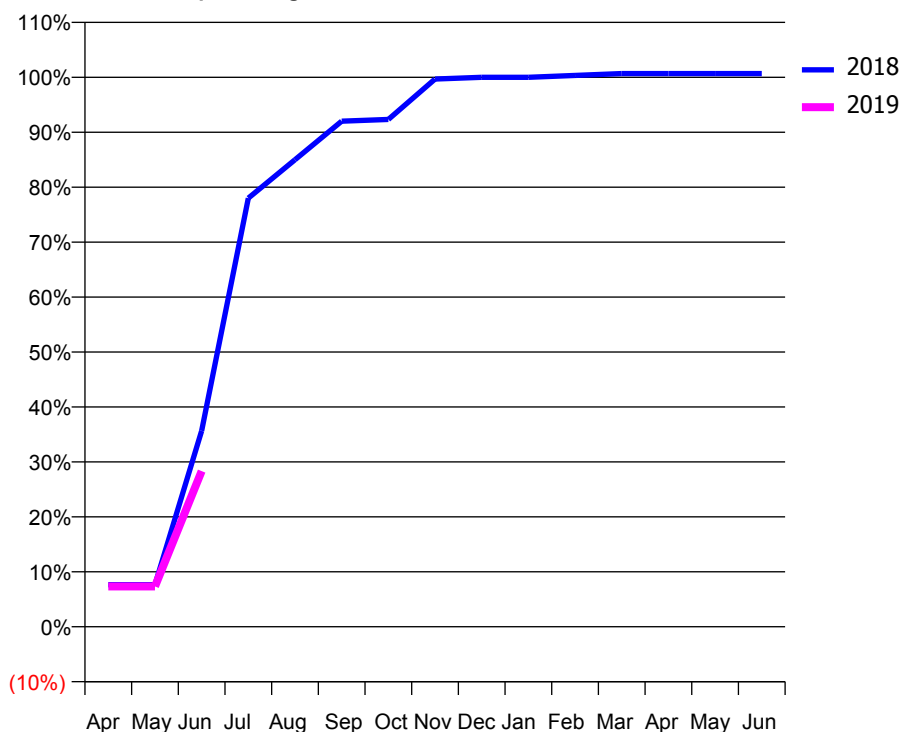
### Q51 - Vital Signs Orthodontic At a Glance Contract Report for 112348/0001 - June 2018

Name or company name	Wright Dental Care Ltd	18/19 Contracted general activity (UDA)	50,922
Contract type name	GDS Contract	Carry forward general activity (UDA)	0
Purpose of contract	General and Orthodontic	18/19 Contracted orthodontic activity (UOA)	300
Contract start date	01/12/2011	Carry forward orthodontic activity (UOA)	0
Contract end date		Baseline contract value	£1,354,632.30

ACCESS	Contract	England and Wales
24 month ratio of assessments to patient IDs	1.14	1.09

ACTIVITY	Contract
Contract assess and fit appliances (case starts) as a percentage of Area Team case starts	0.3 %

Cumulative percentage of contracted UOA delivered 2018 & 2019



Month	Adjusted Scheduled Activity (UOA)		
	2017	2018	2019
April	63	23	22
May	85	23	22
June	128	107	85
July	212	234	
August	233	255	
September	255	276	
October	256	277	
November	278	299	
December	279	300	
January	301	300	
February	302	301	
March	302	302	
April	302	302	
May	302	302	
June	302	302	

#### QUANTITY METRICS (rolling 12 month period)

	Contract Quantity	Contract Base Number	Contract *	Area Team	Region	England
% of all assessments that were assess and fit appliances (case starts)	14	21	66.7%	57.8%	62.1%	60.4%
% of all assessments that were assess and refuse	1	21	4.8%	19.1%	11.2%	11.4%
% of all assessments that were assess and review	6	21	28.6%	23.2%	26.8%	28.3%
% of case starts with a reported IOTN of 3 and Aesthetic Component of 5 or below	0	14	N/A	0.0%	0.1%	0.1%
% of case starts with a reported IOTN of 3 and Aesthetic Component of 6 or above	0	14	N/A	2.2%	3.7%	4.0%
% of case starts with a reported IOTN of 4	12	14	85.7%	78.5%	78.7%	77.8%
% of case starts with a reported IOTN of 5	2	14	14.3%	18.8%	16.8%	16.7%
% of concluded courses in receipt of dual-arch fixed appliances	0	8	N/A	75.9%	77.1%	74.3%
% of concluded courses where treatment was abandoned or discontinued	2	8	25.0%	4.7%	7.4%	6.9%
% of patients satisfied with the treatment they have received	0	0	N/A	97.7%	95.9%	95.7%

\* Figures in italics indicate that the base number is less than 100.

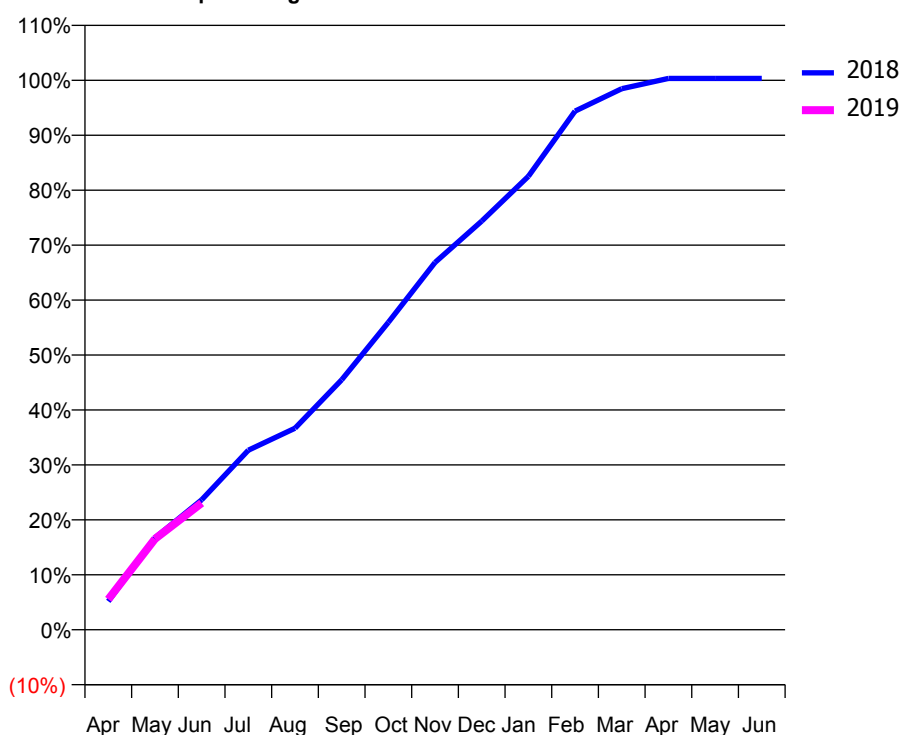
### Q51 - Vital Signs Orthodontic At a Glance Contract Report for 134279/0001 - June 2018

Name or company name	Orthodontic Centre (UK) Limited	18/19 Contracted general activity (UDA)	0
Contract type name	PDS Contract	Carry forward general activity (UDA)	0
Purpose of contract	Orthodontic	18/19 Contracted orthodontic activity (UOA)	18,725
Contract start date	01/01/2012	Carry forward orthodontic activity (UOA)	0
Contract end date	31/03/2019	Baseline contract value	£1,161,740.03

ACCESS	Contract	England and Wales
24 month ratio of assessments to patient IDs	1.13	1.09

ACTIVITY	Contract
Contract assess and fit appliances (case starts) as a percentage of Area Team case starts	18.6 %

Cumulative percentage of contracted UOA delivered 2018 & 2019



Month	Adjusted Scheduled Activity (UOA)		
	2017	2018	2019
April	264	972	1,037
May	2,819	3,135	3,098
June	3,793	4,430	4,319
July	5,403	6,117	
August	6,058	6,870	
September	7,461	8,517	
October	9,679	10,474	
November	12,185	12,517	
December	14,314	13,926	
January	15,785	15,454	
February	17,572	17,672	
March	18,813	18,435	
April	19,038	18,788	
May	19,059	18,788	
June	19,059	18,788	

#### QUANTITY METRICS (rolling 12 month period)

	Contract Quantity	Contract Base Number	Contract *	Area Team	Region	England
% of all assessments that were assess and fit appliances (case starts)	870	1,581	55.0%	57.8%	62.1%	60.4%
% of all assessments that were assess and refuse	329	1,581	20.8%	19.1%	11.2%	11.4%
% of all assessments that were assess and review	382	1,581	24.2%	23.2%	26.8%	28.3%
% of case starts with a reported IOTN of 3 and Aesthetic Component of 5 or below	0	870	N/A	0.0%	0.1%	0.1%
% of case starts with a reported IOTN of 3 and Aesthetic Component of 6 or above	21	870	2.4%	2.2%	3.7%	4.0%
% of case starts with a reported IOTN of 4	724	870	83.2%	78.5%	78.7%	77.8%
% of case starts with a reported IOTN of 5	123	870	14.1%	18.8%	16.8%	16.7%
% of concluded courses in receipt of dual-arch fixed appliances	774	824	93.9%	75.9%	77.1%	74.3%
% of concluded courses where treatment was abandoned or discontinued	27	824	3.3%	4.7%	7.4%	6.9%
% of patients satisfied with the treatment they have received	19	19	100.0%	97.7%	95.9%	95.7%

\* Figures in italics indicate that the base number is less than 100.



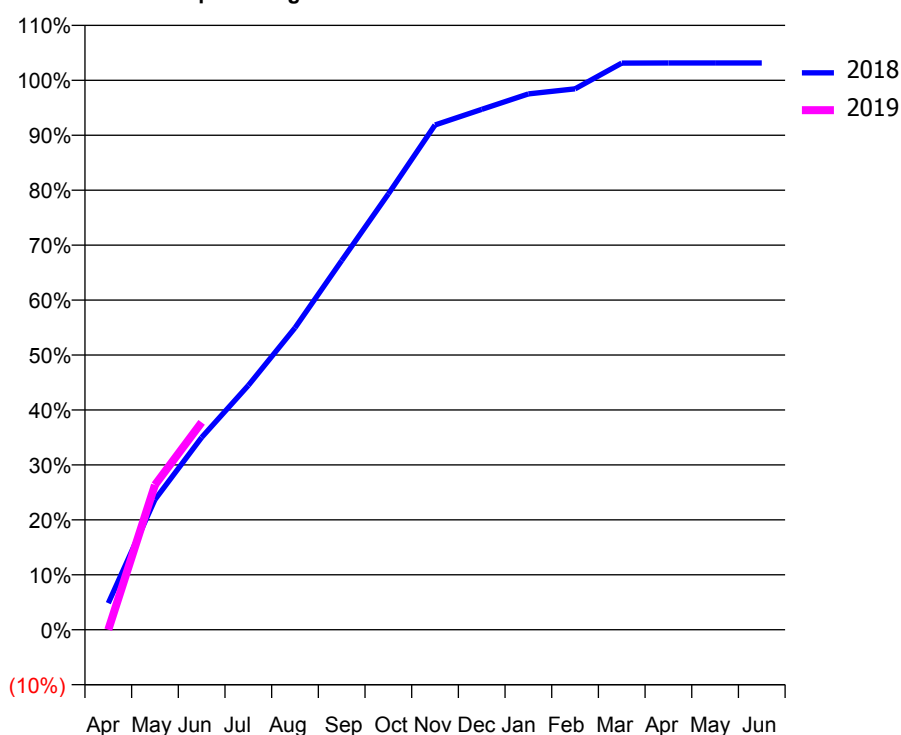
### Q51 - Vital Signs Orthodontic At a Glance Contract Report for 144959/0001 - June 2018

Name or company name	Kaye and Rafferty Ltd	18/19 Contracted general activity (UDA)	21,500
Contract type name	GDS Contract	Carry forward general activity (UDA)	0
Purpose of contract	General and Orthodontic	18/19 Contracted orthodontic activity (UOA)	2,249
Contract start date	01/07/2014	Carry forward orthodontic activity (UOA)	0
Contract end date		Baseline contract value	£714,315.27

ACCESS	Contract	England and Wales
24 month ratio of assessments to patient IDs	1.04	1.09

ACTIVITY	Contract
Contract assess and fit appliances (case starts) as a percentage of Area Team case starts	2.4 %

Cumulative percentage of contracted UOA delivered 2018 & 2019



Month	Adjusted Scheduled Activity (UOA)		
	2017	2018	2019
April	206	109	0
May	548	533	593
June	864	787	849
July	1,077	1,000	
August	1,478	1,236	
September	1,712	1,511	
October	1,967	1,784	
November	2,163	2,066	
December	2,189	2,130	
January	2,191	2,193	
February	2,259	2,214	
March	2,281	2,319	
April	2,302	2,320	
May	2,302	2,320	
June	2,302	2,320	

#### QUANTITY METRICS (rolling 12 month period)

	Contract Quantity	Contract Base Number	Contract *	Area Team	Region	England
% of all assessments that were assess and fit appliances (case starts)	113	145	77.9%	57.8%	62.1%	60.4%
% of all assessments that were assess and refuse	3	145	2.1%	19.1%	11.2%	11.4%
% of all assessments that were assess and review	29	145	20.0%	23.2%	26.8%	28.3%
% of case starts with a reported IOTN of 3 and Aesthetic Component of 5 or below	0	113	N/A	0.0%	0.1%	0.1%
% of case starts with a reported IOTN of 3 and Aesthetic Component of 6 or above	23	113	20.4%	2.2%	3.7%	4.0%
% of case starts with a reported IOTN of 4	52	113	46.0%	78.5%	78.7%	77.8%
% of case starts with a reported IOTN of 5	38	113	33.6%	18.8%	16.8%	16.7%
% of concluded courses in receipt of dual-arch fixed appliances	54	56	96.4%	75.9%	77.1%	74.3%
% of concluded courses where treatment was abandoned or discontinued	2	56	3.6%	4.7%	7.4%	6.9%
% of patients satisfied with the treatment they have received	2	2	100.0%	97.7%	95.9%	95.7%

\* Figures in italics indicate that the base number is less than 100.

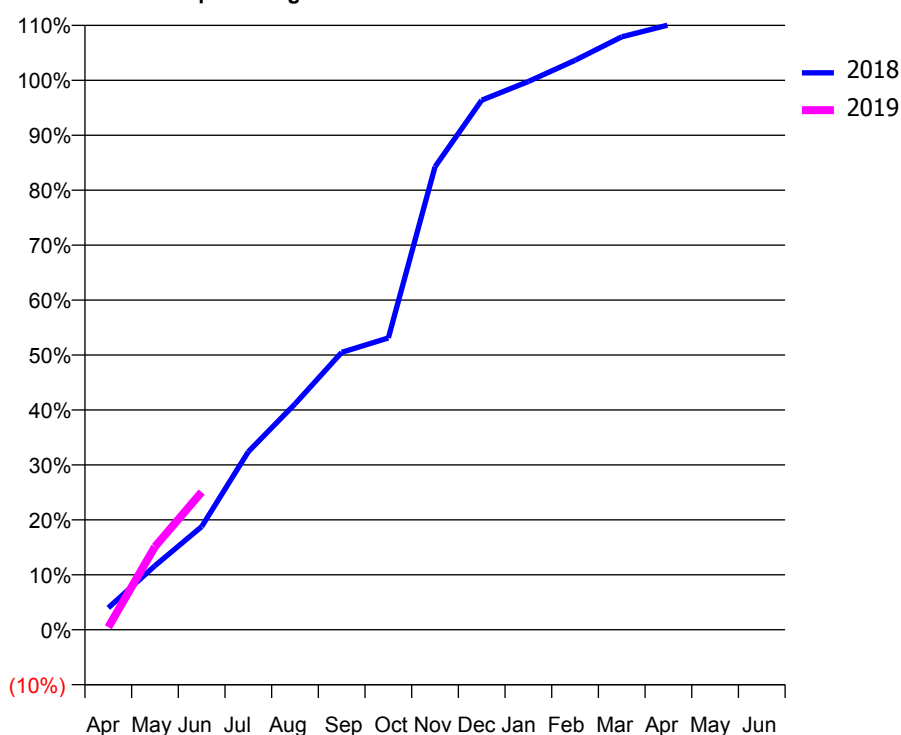
### Q51 - Vital Signs Orthodontic At a Glance Contract Report for 145033/0001 - June 2018

Name or company name	Orthodontic Centre (uk)Ltd	18/19 Contracted general activity (UDA)	0
Contract type name	PDS Contract	Carry forward general activity (UDA)	0
Purpose of contract	Orthodontic	18/19 Contracted orthodontic activity (UOA)	4,968
Contract start date	01/09/2012	Carry forward orthodontic activity (UOA)	0
Contract end date	31/03/2019	Baseline contract value	£306,705.25

ACCESS	Contract	England and Wales
24 month ratio of assessments to patient IDs	1.19	1.09

ACTIVITY	Contract
Contract assess and fit appliances (case starts) as a percentage of Area Team case starts	5.7 %

Cumulative percentage of contracted UOA delivered 2018 & 2019



Month	Adjusted Scheduled Activity (UOA)		
	2017	2018	2019
April	109	198	23
May	110	579	752
June	111	933	1,245
July	2,040	1,610	
August	2,584	2,042	
September	2,936	2,508	
October	3,574	2,639	
November	3,846	4,186	
December	4,171	4,788	
January	4,171	4,957	
February	4,670	5,148	
March	4,958	5,361	
April	4,963	5,468	
May	4,963	5,468	
June	4,963	5,468	

#### QUANTITY METRICS (rolling 12 month period)

	Contract Quantity	Contract Base Number	Contract *	Area Team	Region	England
% of all assessments that were assess and fit appliances (case starts)	267	451	59.2%	57.8%	62.1%	60.4%
% of all assessments that were assess and refuse	73	451	16.2%	19.1%	11.2%	11.4%
% of all assessments that were assess and review	111	451	24.6%	23.2%	26.8%	28.3%
% of case starts with a reported IOTN of 3 and Aesthetic Component of 5 or below	0	267	N/A	0.0%	0.1%	0.1%
% of case starts with a reported IOTN of 3 and Aesthetic Component of 6 or above	3	267	1.1%	2.2%	3.7%	4.0%
% of case starts with a reported IOTN of 4	238	267	89.1%	78.5%	78.7%	77.8%
% of case starts with a reported IOTN of 5	25	267	9.4%	18.8%	16.8%	16.7 %
% of concluded courses in receipt of dual-arch fixed appliances	150	158	94.9%	75.9%	77.1%	74.3%
% of concluded courses where treatment was abandoned or discontinued	7	158	4.4%	4.7%	7.4%	6.9%
% of patients satisfied with the treatment they have received	4	4	100.0%	97.7%	95.9%	95.7%

\* Figures in italics indicate that the base number is less than 100.

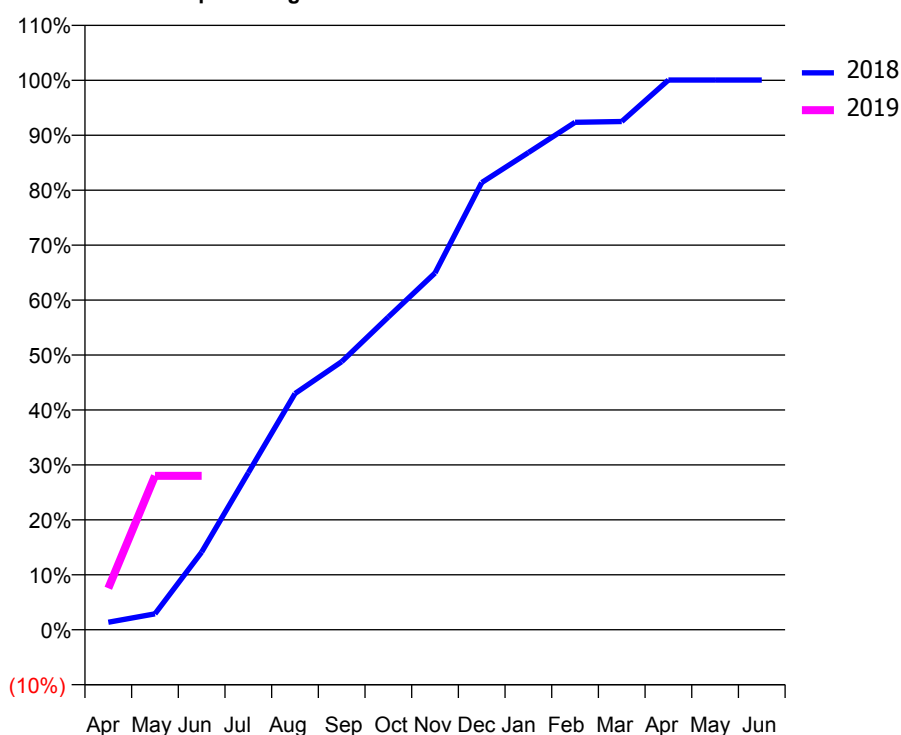
### Q51 - Vital Signs Orthodontic At a Glance Contract Report for 151653/0002 - June 2018

Name or company name	The Forum Practice Ltd	18/19 Contracted general activity (UDA)	0
Contract type name	PDS Contract	Carry forward general activity (UDA)	0
Purpose of contract	Orthodontic	18/19 Contracted orthodontic activity (UOA)	1,959
Contract start date	01/10/2011	Carry forward orthodontic activity (UOA)	0
Contract end date	31/03/2019	Baseline contract value	£121,540.66

ACCESS	Contract	England and Wales
24 month ratio of assessments to patient IDs	1.20	1.09

ACTIVITY	Contract
Contract assess and fit appliances (case starts) as a percentage of Area Team case starts	2.2 %

Cumulative percentage of contracted UOA delivered 2018 & 2019



Month	Adjusted Scheduled Activity (UOA)		
	2017	2018	2019
April	29	27	148
May	50	57	549
June	379	277	549
July	464	560	
August	594	842	
September	685	956	
October	798	1,115	
November	993	1,272	
December	1,372	1,594	
January	1,435	1,701	
February	1,691	1,809	
March	1,868	1,812	
April	1,944	1,960	
May	1,986	1,960	
June	1,986	1,960	

#### QUANTITY METRICS (rolling 12 month period)

	Contract Quantity	Contract Base Number	Contract *	Area Team	Region	England
% of all assessments that were assess and fit appliances (case starts)	103	172	59.9%	57.8%	62.1%	60.4%
% of all assessments that were assess and refuse	13	172	7.6%	19.1%	11.2%	11.4%
% of all assessments that were assess and review	56	172	32.6%	23.2%	26.8%	28.3%
% of case starts with a reported IOTN of 3 and Aesthetic Component of 5 or below	0	103	N/A	0.0%	0.1%	0.1%
% of case starts with a reported IOTN of 3 and Aesthetic Component of 6 or above	0	103	N/A	2.2%	3.7%	4.0%
% of case starts with a reported IOTN of 4	91	103	88.3%	78.5%	78.7%	77.8%
% of case starts with a reported IOTN of 5	12	103	11.7%	18.8%	16.8%	16.7 %
% of concluded courses in receipt of dual-arch fixed appliances	55	89	61.8%	75.9%	77.1%	74.3%
% of concluded courses where treatment was abandoned or discontinued	1	89	1.1%	4.7%	7.4%	6.9%
% of patients satisfied with the treatment they have received	1	1	100.0%	97.7%	95.9%	95.7%

\* Figures in italics indicate that the base number is less than 100.

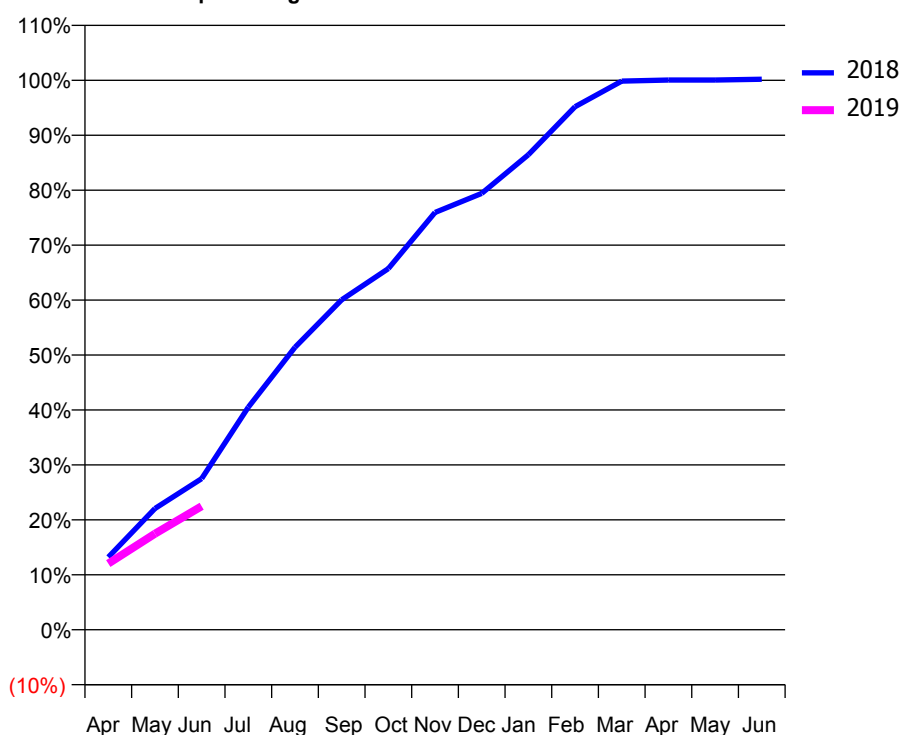
### Q51 - Vital Signs Orthodontic At a Glance Contract Report for 156531/0001 - June 2018

Name or company name	Orthocentres Ltd	18/19 Contracted general activity (UDA)	0
Contract type name	PDS Contract	Carry forward general activity (UDA)	0
Purpose of contract	Orthodontic	18/19 Contracted orthodontic activity (UOA)	32,345
Contract start date	01/01/2008	Carry forward orthodontic activity (UOA)	0
Contract end date	31/03/2019	Baseline contract value	£2,006,754.66

ACCESS	Contract	England and Wales
24 month ratio of assessments to patient IDs	1.05	1.09

ACTIVITY	Contract
Contract assess and fit appliances (case starts) as a percentage of Area Team case starts	30.5 %

Cumulative percentage of contracted UOA delivered 2018 & 2019



Month	Adjusted Scheduled Activity (UOA)		
	2017	2018	2019
April	913	4,273	3,897
May	6,698	7,141	5,659
June	8,033	8,895	7,273
July	11,798	13,101	
August	14,461	16,627	
September	17,778	19,419	
October	19,933	21,256	
November	23,648	24,561	
December	25,884	25,687	
January	29,210	27,963	
February	31,328	30,785	
March	31,902	32,292	
April	32,204	32,355	
May	32,204	32,356	
June	32,209	32,404	

#### QUANTITY METRICS (rolling 12 month period)

	Contract Quantity	Contract Base Number	Contract *	Area Team	Region	England
% of all assessments that were assess and fit appliances (case starts)	1,429	2,604	54.9%	57.8%	62.1%	60.4%
% of all assessments that were assess and refuse	726	2,604	27.9%	19.1%	11.2%	11.4%
% of all assessments that were assess and review	449	2,604	17.2%	23.2%	26.8%	28.3%
% of case starts with a reported IOTN of 3 and Aesthetic Component of 5 or below	2	1,429	0.1%	0.0%	0.1%	0.1%
% of case starts with a reported IOTN of 3 and Aesthetic Component of 6 or above	20	1,429	1.4%	2.2%	3.7%	4.0%
% of case starts with a reported IOTN of 4	1,114	1,429	78.0%	78.5%	78.7%	77.8%
% of case starts with a reported IOTN of 5	282	1,429	19.7%	18.8%	16.8%	16.7%
% of concluded courses in receipt of dual-arch fixed appliances	1,126	1,362	82.7%	75.9%	77.1%	74.3%
% of concluded courses where treatment was abandoned or discontinued	75	1,362	5.5%	4.7%	7.4%	6.9%
% of patients satisfied with the treatment they have received	36	37	97.3%	97.7%	95.9%	95.7%

\* Figures in italics indicate that the base number is less than 100.

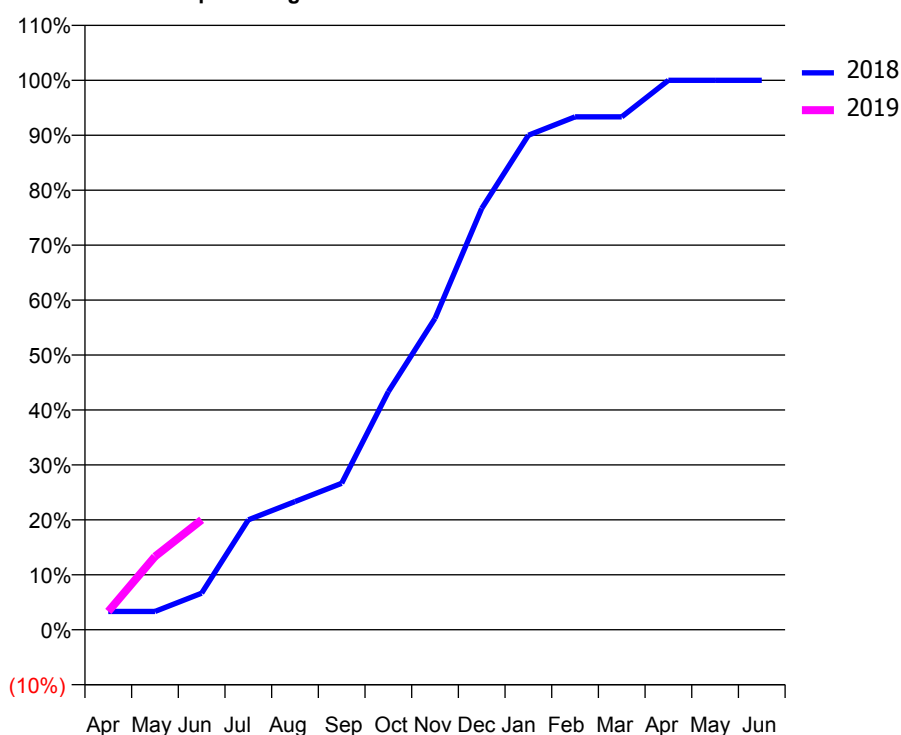
### Q51 - Vital Signs Orthodontic At a Glance Contract Report for 157708/0001 - June 2018

Name or company name	Doncaster Dental Centre	18/19 Contracted general activity (UDA)	32,715
Contract type name	GDS Contract	Carry forward general activity (UDA)	0
Purpose of contract	General and Orthodontic	18/19 Contracted orthodontic activity (UOA)	630
Contract start date	01/09/2010	Carry forward orthodontic activity (UOA)	0
Contract end date		Baseline contract value	£977,636.49

ACCESS	Contract	England and Wales
24 month ratio of assessments to patient IDs	1.00	1.09

ACTIVITY	Contract
Contract assess and fit appliances (case starts) as a percentage of Area Team case starts	0.7 %

Cumulative percentage of contracted UOA delivered 2018 & 2019



Month	Adjusted Scheduled Activity (UOA)		
	2017	2018	2019
April	0	21	21
May	0	21	84
June	105	42	126
July	147	126	
August	147	147	
September	252	168	
October	252	273	
November	399	357	
December	420	483	
January	462	567	
February	483	588	
March	567	588	
April	630	630	
May	630	630	
June	630	630	

#### QUANTITY METRICS (rolling 12 month period)

	Contract Quantity	Contract Base Number	Contract *	Area Team	Region	England
% of all assessments that were assess and fit appliances (case starts)	34	34	100.0%	57.8%	62.1%	60.4%
% of all assessments that were assess and refuse	0	34	0.0%	19.1%	11.2%	11.4%
% of all assessments that were assess and review	0	34	0.0%	23.2%	26.8%	28.3%
% of case starts with a reported IOTN of 3 and Aesthetic Component of 5 or below	0	34	N/A	0.0%	0.1%	0.1%
% of case starts with a reported IOTN of 3 and Aesthetic Component of 6 or above	0	34	N/A	2.2%	3.7%	4.0%
% of case starts with a reported IOTN of 4	34	34	100.0%	78.5%	78.7%	77.8%
% of case starts with a reported IOTN of 5	0	34	N/A	18.8%	16.8%	16.7%
% of concluded courses in receipt of dual-arch fixed appliances	22	23	95.7%	75.9%	77.1%	74.3%
% of concluded courses where treatment was abandoned or discontinued	0	23	0.0%	4.7%	7.4%	6.9%
% of patients satisfied with the treatment they have received	1	1	100.0%	97.7%	95.9%	95.7%

\* Figures in italics indicate that the base number is less than 100.

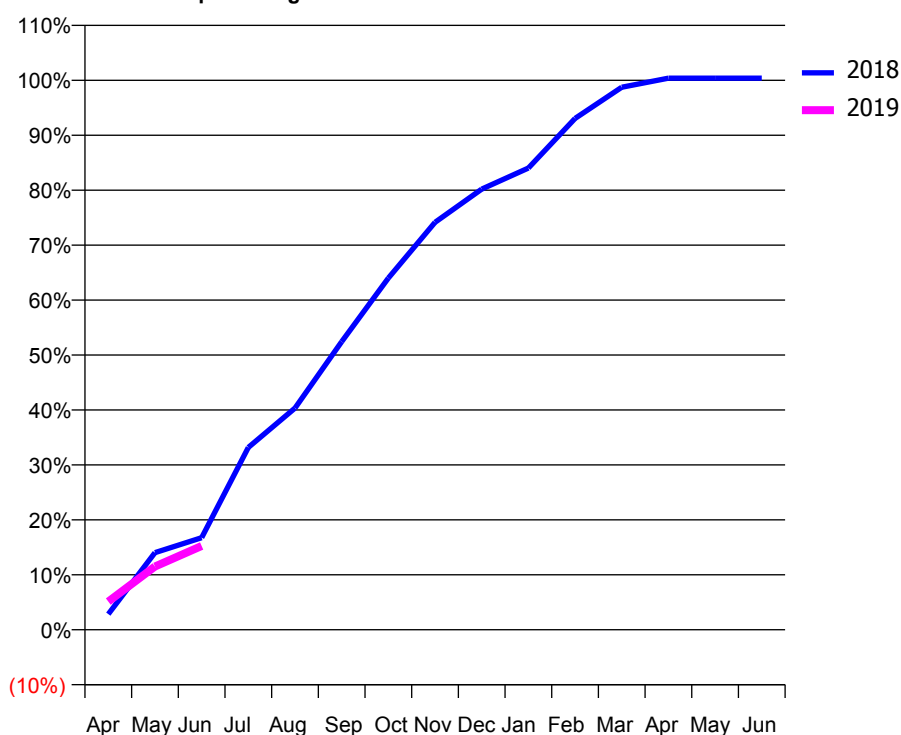
### Q51 - Vital Signs Orthodontic At a Glance Contract Report for 183652/0001 - June 2018

Name or company name	Haricovert Limited	18/19 Contracted general activity (UDA)	0
Contract type name	PDS Contract	Carry forward general activity (UDA)	0
Purpose of contract	Orthodontic	18/19 Contracted orthodontic activity (UOA)	13,076
Contract start date	01/05/2015	Carry forward orthodontic activity (UOA)	0
Contract end date	31/03/2019	Baseline contract value	£791,595.83

ACCESS	Contract	England and Wales
24 month ratio of assessments to patient IDs	1.02	1.09

ACTIVITY	Contract
Contract assess and fit appliances (case starts) as a percentage of Area Team case starts	13.1 %

Cumulative percentage of contracted UOA delivered 2018 & 2019



Month	Adjusted Scheduled Activity (UOA)		
	2017	2018	2019
April	293	373	670
May	2,657	1,836	1,505
June	3,835	2,191	1,994
July	5,707	4,338	
August	6,654	5,276	
September	8,409	6,856	
October	10,526	8,368	
November	11,322	9,696	
December	12,243	10,485	
January	12,487	10,987	
February	12,870	12,169	
March	13,197	12,911	
April	13,179	13,127	
May	13,180	13,127	
June	13,180	13,127	

#### QUANTITY METRICS (rolling 12 month period)

	Contract Quantity	Contract Base Number	Contract *	Area Team	Region	England
% of all assessments that were assess and fit appliances (case starts)	612	1,054	58.1%	57.8%	62.1%	60.4%
% of all assessments that were assess and refuse	200	1,054	19.0%	19.1%	11.2%	11.4%
% of all assessments that were assess and review	242	1,054	23.0%	23.2%	26.8%	28.3%
% of case starts with a reported IOTN of 3 and Aesthetic Component of 5 or below	0	612	N/A	0.0%	0.1%	0.1%
% of case starts with a reported IOTN of 3 and Aesthetic Component of 6 or above	5	612	0.8%	2.2%	3.7%	4.0%
% of case starts with a reported IOTN of 4	449	612	73.4%	78.5%	78.7%	77.8%
% of case starts with a reported IOTN of 5	157	612	25.7%	18.8%	16.8%	16.7%
% of concluded courses in receipt of dual-arch fixed appliances	177	691	25.6%	75.9%	77.1%	74.3%
% of concluded courses where treatment was abandoned or discontinued	39	691	5.6%	4.7%	7.4%	6.9%
% of patients satisfied with the treatment they have received	7	7	100.0%	97.7%	95.9%	95.7%

\* Figures in italics indicate that the base number is less than 100.

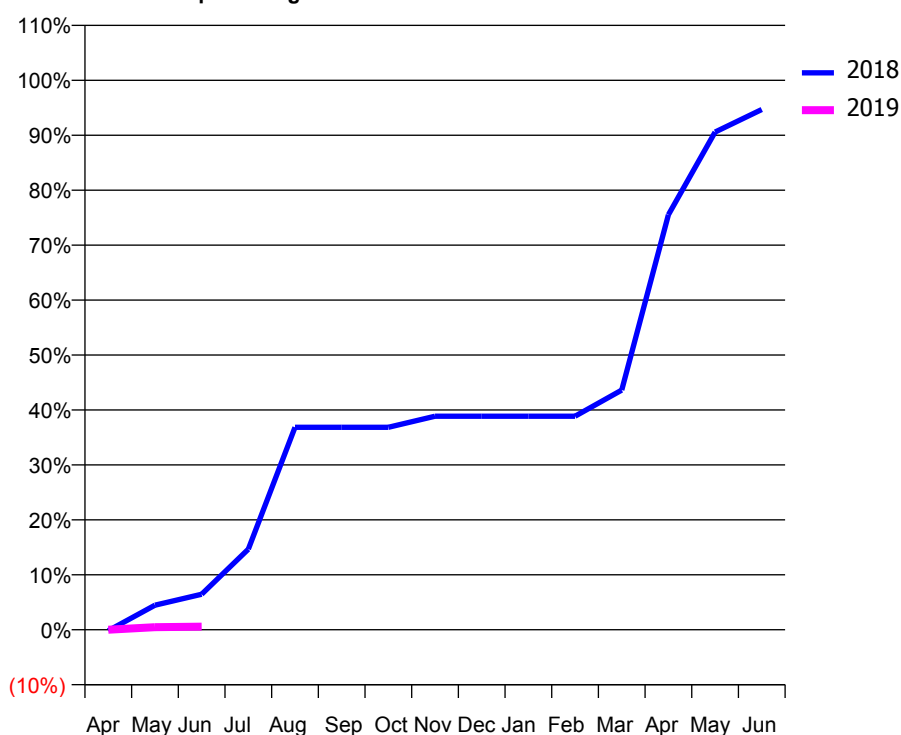
### Q51 - Vital Signs Orthodontic At a Glance Contract Report for 230901/0001 - June 2018

Name or company name	Julius Dental	18/19 Contracted general activity (UDA)	19,164
Contract type name	GDS Contract	Carry forward general activity (UDA)	0
Purpose of contract	General and Orthodontic	18/19 Contracted orthodontic activity (UOA)	1,050
Contract start date	01/04/2006	Carry forward orthodontic activity (UOA)	0
Contract end date		Baseline contract value	£617,342.34

ACCESS	Contract	England and Wales
24 month ratio of assessments to patient IDs	1.10	1.09

ACTIVITY	Contract
Contract assess and fit appliances (case starts) as a percentage of Area Team case starts	0.9 %

Cumulative percentage of contracted UOA delivered 2018 & 2019



Month	Adjusted Scheduled Activity (UOA)		
	2017	2018	2019
April	114	-2	0
May	136	47	5
June	138	68	6
July	159	154	
August	222	387	
September	348	387	
October	369	387	
November	538	408	
December	538	408	
January	559	408	
February	564	408	
March	843	458	
April	997	793	
May	1,039	951	
June	1,039	994	

#### QUANTITY METRICS (rolling 12 month period)

	Contract Quantity	Contract Base Number	Contract *	Area Team	Region	England
% of all assessments that were assess and fit appliances (case starts)	44	94	46.8%	57.8%	62.1%	60.4%
% of all assessments that were assess and refuse	10	94	10.6%	19.1%	11.2%	11.4%
% of all assessments that were assess and review	40	94	42.6%	23.2%	26.8%	28.3%
% of case starts with a reported IOTN of 3 and Aesthetic Component of 5 or below	0	44	N/A	0.0%	0.1%	0.1%
% of case starts with a reported IOTN of 3 and Aesthetic Component of 6 or above	1	44	2.3%	2.2%	3.7%	4.0%
% of case starts with a reported IOTN of 4	27	44	61.4%	78.5%	78.7%	77.8%
% of case starts with a reported IOTN of 5	11	44	25.0%	18.8%	16.8%	16.7%
% of concluded courses in receipt of dual-arch fixed appliances	8	32	25.0%	75.9%	77.1%	74.3%
% of concluded courses where treatment was abandoned or discontinued	6	32	18.8%	4.7%	7.4%	6.9%
% of patients satisfied with the treatment they have received	0	0	N/A	97.7%	95.9%	95.7%

\* Figures in italics indicate that the base number is less than 100.

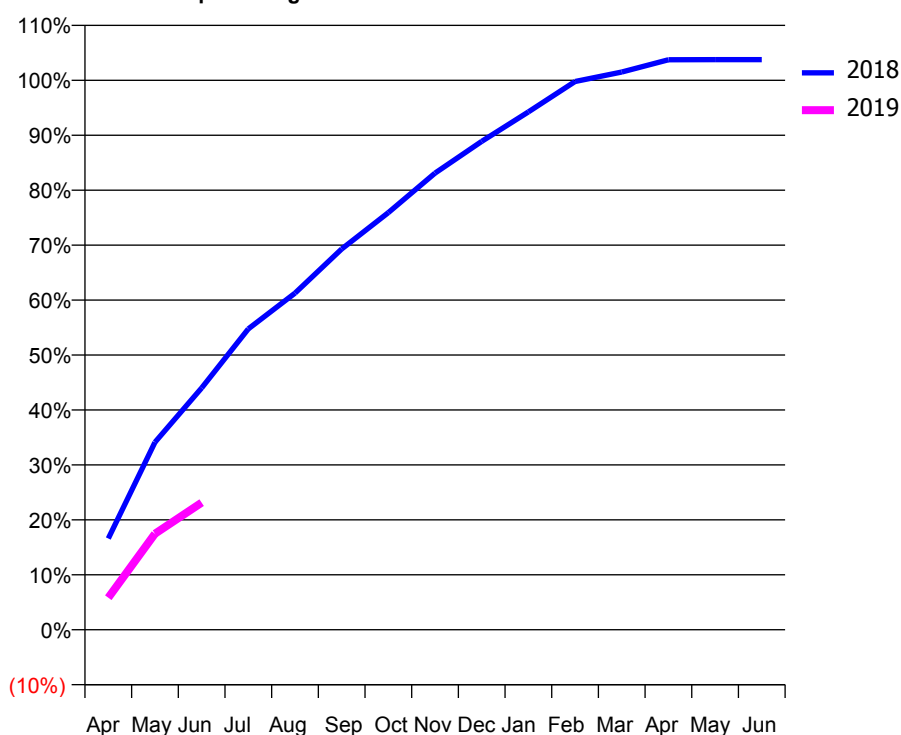
### Q51 - Vital Signs Orthodontic At a Glance Contract Report for 649503/0001 - June 2018

Name or company name	MR MG HEANUE	18/19 Contracted general activity (UDA)	0
Contract type name	PDS Contract	Carry forward general activity (UDA)	0
Purpose of contract	Orthodontic	18/19 Contracted orthodontic activity (UOA)	6,362
Contract start date	01/04/2006	Carry forward orthodontic activity (UOA)	0
Contract end date	31/03/2019	Baseline contract value	£394,712.41

ACCESS	Contract	England and Wales
24 month ratio of assessments to patient IDs	1.12	1.09

ACTIVITY	Contract
Contract assess and fit appliances (case starts) as a percentage of Area Team case starts	5.2 %

Cumulative percentage of contracted UOA delivered 2018 & 2019



Month	Adjusted Scheduled Activity (UOA)		
	2017	2018	2019
April	127	1,057	372
May	148	2,172	1,113
June	2,192	2,800	1,472
July	4,164	3,484	
August	4,513	3,897	
September	5,723	4,408	
October	6,089	4,830	
November	6,642	5,287	
December	6,758	5,655	
January	6,826	5,995	
February	6,943	6,348	
March	6,978	6,457	
April	7,008	6,599	
May	7,029	6,601	
June	7,029	6,601	

#### QUANTITY METRICS (rolling 12 month period)

	Contract Quantity	Contract Base Number	Contract *	Area Team	Region	England
% of all assessments that were assess and fit appliances (case starts)	242	577	41.9%	57.8%	62.1%	60.4%
% of all assessments that were assess and refuse	121	577	21.0%	19.1%	11.2%	11.4%
% of all assessments that were assess and review	214	577	37.1%	23.2%	26.8%	28.3%
% of case starts with a reported IOTN of 3 and Aesthetic Component of 5 or below	0	242	N/A	0.0%	0.1%	0.1%
% of case starts with a reported IOTN of 3 and Aesthetic Component of 6 or above	4	242	1.7%	2.2%	3.7%	4.0%
% of case starts with a reported IOTN of 4	189	242	78.1%	78.5%	78.7%	77.8%
% of case starts with a reported IOTN of 5	49	242	20.2%	18.8%	16.8%	16.7%
% of concluded courses in receipt of dual-arch fixed appliances	283	316	89.6%	75.9%	77.1%	74.3%
% of concluded courses where treatment was abandoned or discontinued	18	316	5.7%	4.7%	7.4%	6.9%
% of patients satisfied with the treatment they have received	14	15	93.3%	97.7%	95.9%	95.7%

\* Figures in italics indicate that the base number is less than 100.



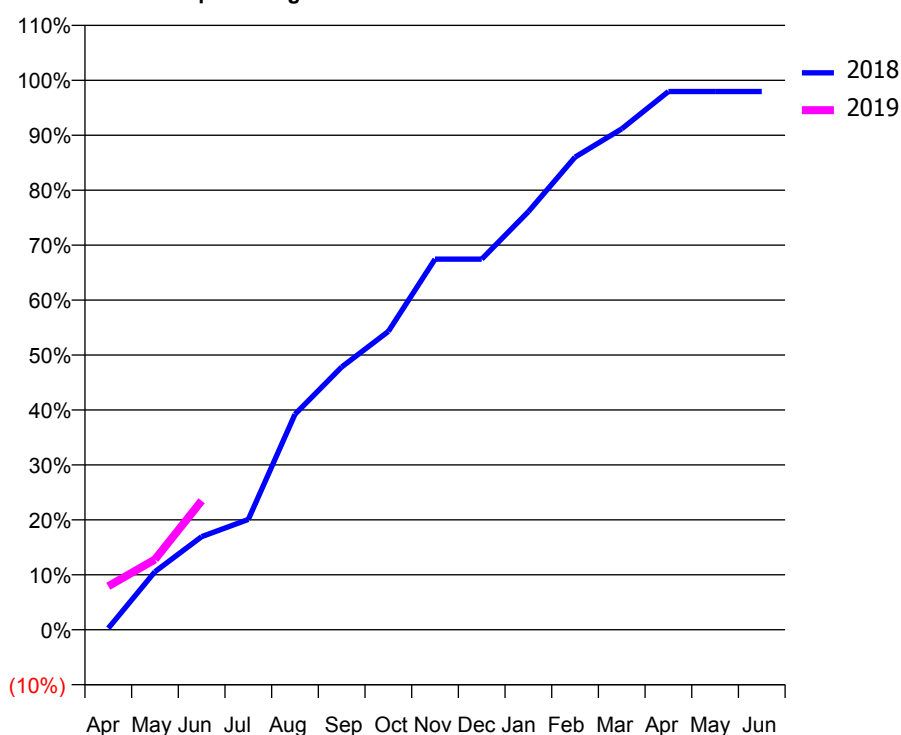
### Q51 - Vital Signs Orthodontic At a Glance Contract Report for 762091/0001 - June 2018

Name or company name	MS UB DOHERTY	18/19 Contracted general activity (UDA)	0
Contract type name	PDS Contract	Carry forward general activity (UDA)	0
Purpose of contract	Orthodontic	18/19 Contracted orthodontic activity (UOA)	1,853
Contract start date	01/04/2006	Carry forward orthodontic activity (UOA)	0
Contract end date	31/03/2019	Baseline contract value	£114,964.18

ACCESS	Contract	England and Wales
24 month ratio of assessments to patient IDs	1.12	1.09

ACTIVITY	Contract
Contract assess and fit appliances (case starts) as a percentage of Area Team case starts	1.8 %

Cumulative percentage of contracted UOA delivered 2018 & 2019



Month	Adjusted Scheduled Activity (UOA)		
	2017	2018	2019
April	306	5	147
May	306	196	237
June	474	314	435
July	518	372	
August	1,126	727	
September	1,290	886	
October	1,380	1,006	
November	1,475	1,250	
December	1,554	1,250	
January	1,670	1,410	
February	1,758	1,594	
March	1,790	1,689	
April	1,852	1,815	
May	1,853	1,815	
June	1,858	1,815	

#### QUANTITY METRICS (rolling 12 month period)

	Contract Quantity	Contract Base Number	Contract *	Area Team	Region	England
% of all assessments that were assess and fit appliances (case starts)	86	221	38.9%	57.8%	62.1%	60.4%
% of all assessments that were assess and refuse	19	221	8.6%	19.1%	11.2%	11.4%
% of all assessments that were assess and review	116	221	52.5%	23.2%	26.8%	28.3%
% of case starts with a reported IOTN of 3 and Aesthetic Component of 5 or below	0	86	<i>N/A</i>	0.0%	0.1%	0.1%
% of case starts with a reported IOTN of 3 and Aesthetic Component of 6 or above	0	86	<i>N/A</i>	2.2%	3.7%	4.0%
% of case starts with a reported IOTN of 4	66	86	76.7%	78.5%	78.7%	77.8%
% of case starts with a reported IOTN of 5	20	86	23.3%	18.8%	16.8%	16.7%
% of concluded courses in receipt of dual-arch fixed appliances	91	95	95.8%	75.9%	77.1%	74.3%
% of concluded courses where treatment was abandoned or discontinued	3	95	3.2%	4.7%	7.4%	6.9%
% of patients satisfied with the treatment they have received	5	5	100.0%	97.7%	95.9%	95.7%

\* Figures in italics indicate that the base number is less than 100.

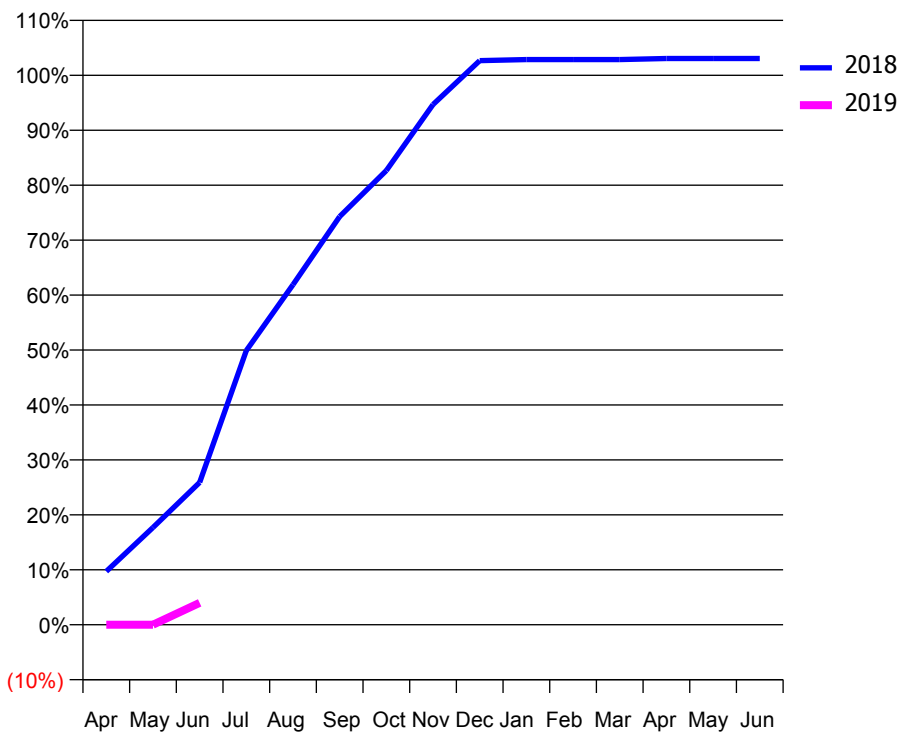
### Q51 - Vital Signs Orthodontic At a Glance Contract Report for 916889/0001 - June 2018

Name or company name	MR SG EMMS	18/19 Contracted general activity (UDA)	16,671
Contract type name	GDS Contract	Carry forward general activity (UDA)	0
Purpose of contract	General and Orthodontic	18/19 Contracted orthodontic activity (UOA)	525
Contract start date	01/04/2006	Carry forward orthodontic activity (UOA)	0
Contract end date		Baseline contract value	£511,561.38

ACCESS	Contract	England and Wales
24 month ratio of assessments to patient IDs	1.00	1.09

ACTIVITY	Contract
Contract assess and fit appliances (case starts) as a percentage of Area Team case starts	0.4 %

Cumulative percentage of contracted UOA delivered 2018 & 2019



Month	Adjusted Scheduled Activity (UOA)		
	2017	2018	2019
April	27	51	0
May	132	93	0
June	195	136	21
July	280	262	
August	343	325	
September	343	390	
October	365	434	
November	386	497	
December	428	539	
January	428	540	
February	449	540	
March	513	540	
April	534	541	
May	534	541	
June	534	541	

#### QUANTITY METRICS (rolling 12 month period)

	Contract Quantity	Contract Base Number	Contract *	Area Team	Region	England
% of all assessments that were assess and fit appliances (case starts)	20	27	74.1%	57.8%	62.1%	60.4%
% of all assessments that were assess and refuse	1	27	3.7%	19.1%	11.2%	11.4%
% of all assessments that were assess and review	6	27	22.2%	23.2%	26.8%	28.3%
% of case starts with a reported IOTN of 3 and Aesthetic Component of 5 or below	0	20	<i>N/A</i>	0.0%	0.1%	0.1%
% of case starts with a reported IOTN of 3 and Aesthetic Component of 6 or above	0	20	<i>N/A</i>	2.2%	3.7%	4.0%
% of case starts with a reported IOTN of 4	20	20	100.0%	78.5%	78.7%	77.8%
% of case starts with a reported IOTN of 5	0	20	<i>N/A</i>	18.8%	16.8%	16.7 %
% of concluded courses in receipt of dual-arch fixed appliances	1	23	4.3%	75.9%	77.1%	74.3%
% of concluded courses where treatment was abandoned or discontinued	2	23	8.7%	4.7%	7.4%	6.9%
% of patients satisfied with the treatment they have received	0	0	<i>N/A</i>	97.7%	95.9%	95.7%

\* Figures in italics indicate that the base number is less than 100.

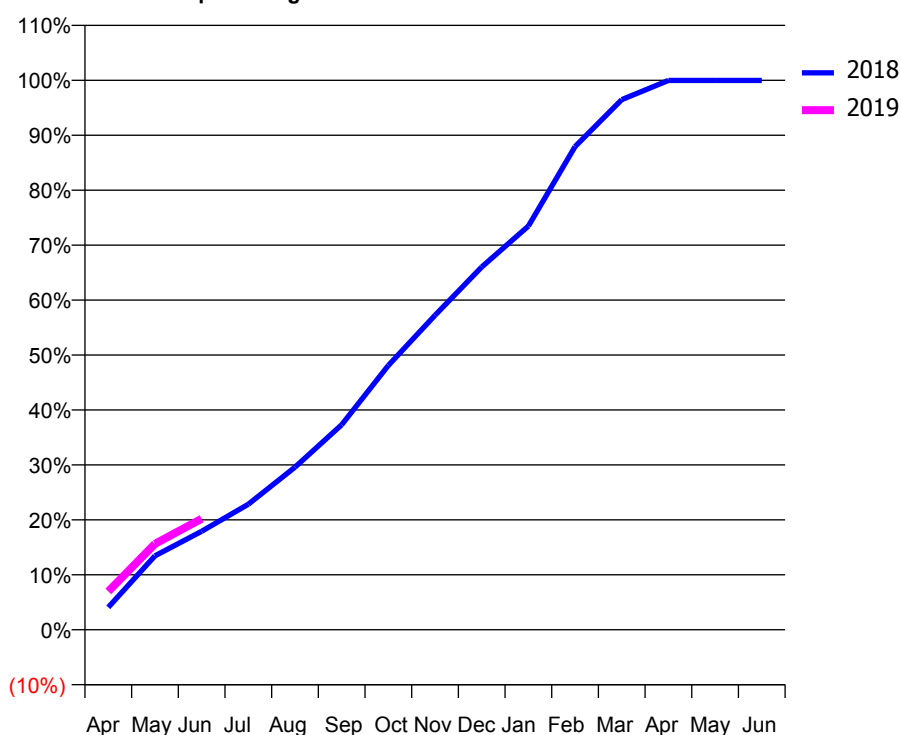
### Q52 - Vital Signs Orthodontic At a Glance Contract Report for 101338/0088 - June 2018

Name or company name	Whitecross Dental Care Limited	18/19 Contracted general activity (UDA)	0
Contract type name	PDS Contract	Carry forward general activity (UDA)	0
Purpose of contract	Orthodontic	18/19 Contracted orthodontic activity (UOA)	30,926
Contract start date	01/06/2009	Carry forward orthodontic activity (UOA)	0
Contract end date	31/03/2019	Baseline contract value	£1,981,083.22

ACCESS	Contract	England and Wales
24 month ratio of assessments to patient IDs	1.06	1.09

ACTIVITY	Contract
Contract assess and fit appliances (case starts) as a percentage of Area Team case starts	22.1 %

Cumulative percentage of contracted UOA delivered 2018 & 2019



Month	Adjusted Scheduled Activity (UOA)		
	2017	2018	2019
April	3,265	1,268	2,159
May	6,064	4,161	4,840
June	8,541	5,540	6,246
July	11,357	7,069	
August	14,207	9,152	
September	16,378	11,541	
October	18,658	14,876	
November	21,260	17,699	
December	24,004	20,414	
January	25,720	22,723	
February	27,604	27,191	
March	29,525	29,832	
April	30,717	30,918	
May	30,740	30,918	
June	30,740	30,918	

#### QUANTITY METRICS (rolling 12 month period)

	Contract Quantity	Contract Base Number	Contract *	Area Team	Region	England
% of all assessments that were assess and fit appliances (case starts)	1,473	2,322	63.4%	52.6%	62.1%	60.4%
% of all assessments that were assess and refuse	311	2,322	13.4%	14.0%	11.2%	11.4%
% of all assessments that were assess and review	538	2,322	23.2%	33.3%	26.8%	28.3%
% of case starts with a reported IOTN of 3 and Aesthetic Component of 5 or below	0	1,473	N/A	0.0%	0.1%	0.1%
% of case starts with a reported IOTN of 3 and Aesthetic Component of 6 or above	21	1,473	1.4%	1.1%	3.7%	4.0%
% of case starts with a reported IOTN of 4	1,221	1,473	82.9%	78.5%	78.7%	77.8%
% of case starts with a reported IOTN of 5	215	1,473	14.6%	19.8%	16.8%	16.7%
% of concluded courses in receipt of dual-arch fixed appliances	1,274	1,392	91.5%	85.2%	77.1%	74.3%
% of concluded courses where treatment was abandoned or discontinued	86	1,392	6.2%	6.5%	7.4%	6.9%
% of patients satisfied with the treatment they have received	25	26	96.2%	94.9%	95.9%	95.7%

\* Figures in italics indicate that the base number is less than 100.

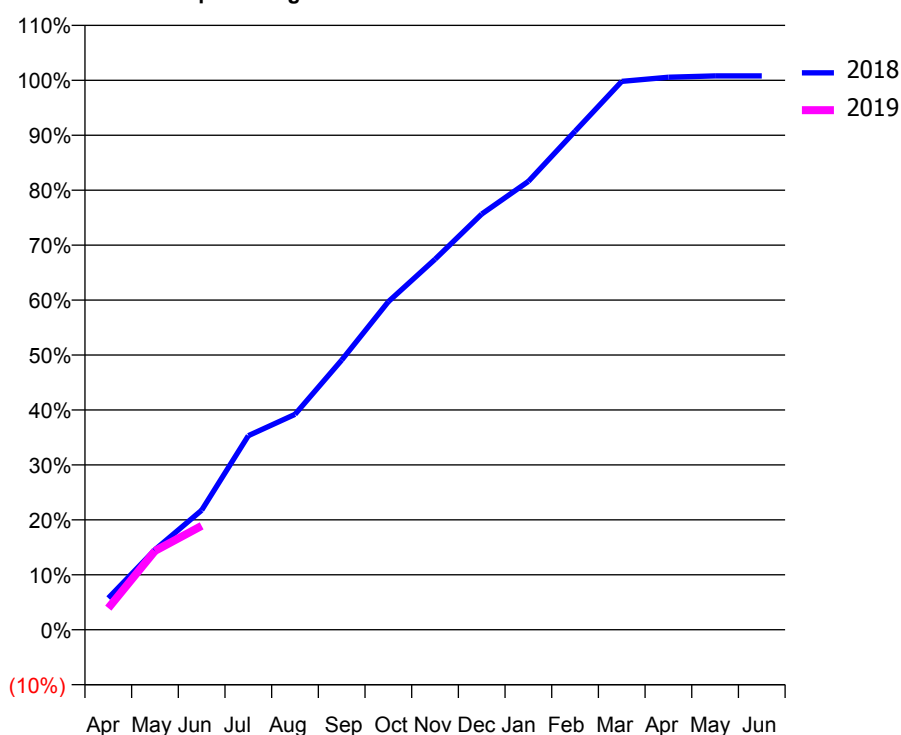
### Q52 - Vital Signs Orthodontic At a Glance Contract Report for 101338/0089 - June 2018

Name or company name	Whitecross Dental Care Limited	18/19 Contracted general activity (UDA)	0
Contract type name	PDS Contract	Carry forward general activity (UDA)	0
Purpose of contract	Orthodontic	18/19 Contracted orthodontic activity (UOA)	8,569
Contract start date	01/06/2009	Carry forward orthodontic activity (UOA)	0
Contract end date	31/03/2019	Baseline contract value	£550,228.02

ACCESS	Contract	England and Wales
24 month ratio of assessments to patient IDs	1.03	1.09

ACTIVITY	Contract
Contract assess and fit appliances (case starts) as a percentage of Area Team case starts	6.0 %

Cumulative percentage of contracted UOA delivered 2018 & 2019



Month	Adjusted Scheduled Activity (UOA)		
	2017	2018	2019
April	212	494	337
May	1,093	1,249	1,229
June	1,514	1,865	1,620
July	2,154	3,027	
August	2,913	3,359	
September	3,752	4,205	
October	4,631	5,117	
November	5,492	5,778	
December	6,330	6,482	
January	7,092	6,992	
February	7,905	7,773	
March	8,501	8,552	
April	8,675	8,616	
May	8,675	8,637	
June	8,675	8,637	

#### QUANTITY METRICS (rolling 12 month period)

	Contract Quantity	Contract Base Number	Contract *	Area Team	Region	England
% of all assessments that were assess and fit appliances (case starts)	401	504	79.6%	52.6%	62.1%	60.4%
% of all assessments that were assess and refuse	50	504	9.9%	14.0%	11.2%	11.4%
% of all assessments that were assess and review	53	504	10.5%	33.3%	26.8%	28.3%
% of case starts with a reported IOTN of 3 and Aesthetic Component of 5 or below	0	401	N/A	0.0%	0.1%	0.1%
% of case starts with a reported IOTN of 3 and Aesthetic Component of 6 or above	2	401	0.5%	1.1%	3.7%	4.0%
% of case starts with a reported IOTN of 4	300	401	74.8%	78.5%	78.7%	77.8%
% of case starts with a reported IOTN of 5	97	401	24.2%	19.8%	16.8%	16.7%
% of concluded courses in receipt of dual-arch fixed appliances	343	383	89.6%	85.2%	77.1%	74.3%
% of concluded courses where treatment was abandoned or discontinued	18	383	4.7%	6.5%	7.4%	6.9%
% of patients satisfied with the treatment they have received	7	7	100.0%	94.9%	95.9%	95.7%

\* Figures in italics indicate that the base number is less than 100.

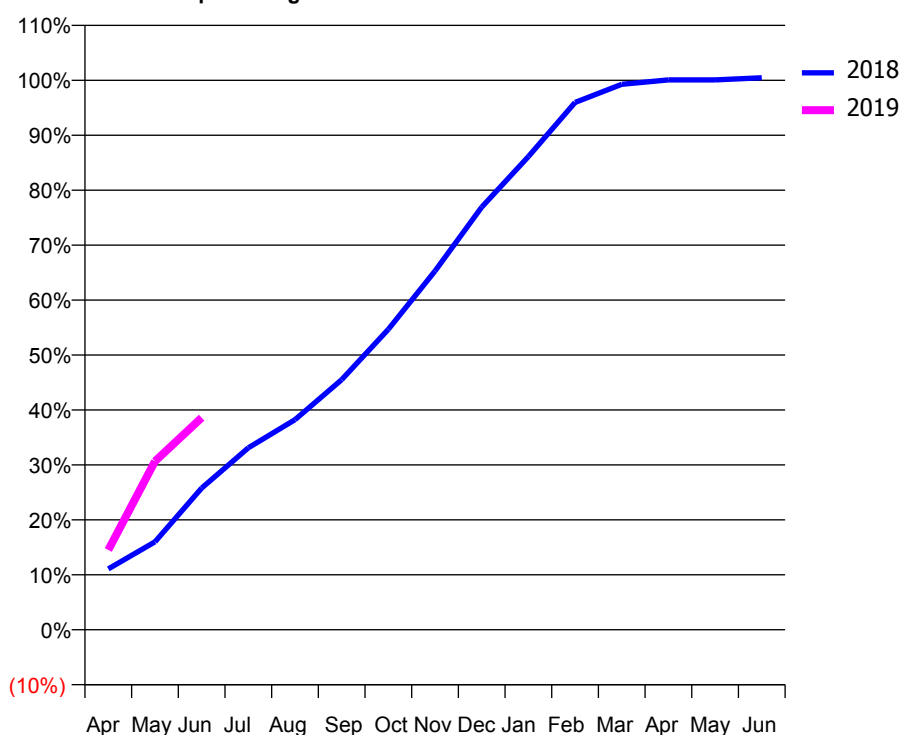
### Q52 - Vital Signs Orthodontic At a Glance Contract Report for 101338/0150 - June 2018

Name or company name	Whitecross Dental Care Limited	18/19 Contracted general activity (UDA)	0
Contract type name	PDS Contract	Carry forward general activity (UDA)	0
Purpose of contract	Orthodontic	18/19 Contracted orthodontic activity (UOA)	5,657
Contract start date	01/04/2014	Carry forward orthodontic activity (UOA)	0
Contract end date	31/03/2019	Baseline contract value	£349,990.39

ACCESS	Contract	England and Wales
24 month ratio of assessments to patient IDs	1.05	1.09

ACTIVITY	Contract
Contract assess and fit appliances (case starts) as a percentage of Area Team case starts	4.5 %

Cumulative percentage of contracted UOA delivered 2018 & 2019



Month	Adjusted Scheduled Activity (UOA)		
	2017	2018	2019
April	367	627	821
May	966	906	1,734
June	1,432	1,458	2,184
July	1,968	1,873	
August	2,252	2,163	
September	2,763	2,574	
October	3,197	3,094	
November	3,471	3,694	
December	3,959	4,351	
January	4,643	4,871	
February	5,219	5,429	
March	5,593	5,616	
April	5,662	5,661	
May	5,662	5,661	
June	5,662	5,682	

#### QUANTITY METRICS (rolling 12 month period)

	Contract Quantity	Contract Base Number	Contract *	Area Team	Region	England
% of all assessments that were assess and fit appliances (case starts)	301	435	69.2%	52.6%	62.1%	60.4%
% of all assessments that were assess and refuse	81	435	18.6%	14.0%	11.2%	11.4%
% of all assessments that were assess and review	53	435	12.2%	33.3%	26.8%	28.3%
% of case starts with a reported IOTN of 3 and Aesthetic Component of 5 or below	0	301	N/A	0.0%	0.1%	0.1%
% of case starts with a reported IOTN of 3 and Aesthetic Component of 6 or above	1	301	0.3%	1.1%	3.7%	4.0%
% of case starts with a reported IOTN of 4	221	301	73.4%	78.5%	78.7%	77.8%
% of case starts with a reported IOTN of 5	78	301	25.9%	19.8%	16.8%	16.7%
% of concluded courses in receipt of dual-arch fixed appliances	229	248	92.3%	85.2%	77.1%	74.3%
% of concluded courses where treatment was abandoned or discontinued	12	248	4.8%	6.5%	7.4%	6.9%
% of patients satisfied with the treatment they have received	4	4	100.0%	94.9%	95.9%	95.7%

\* Figures in italics indicate that the base number is less than 100.

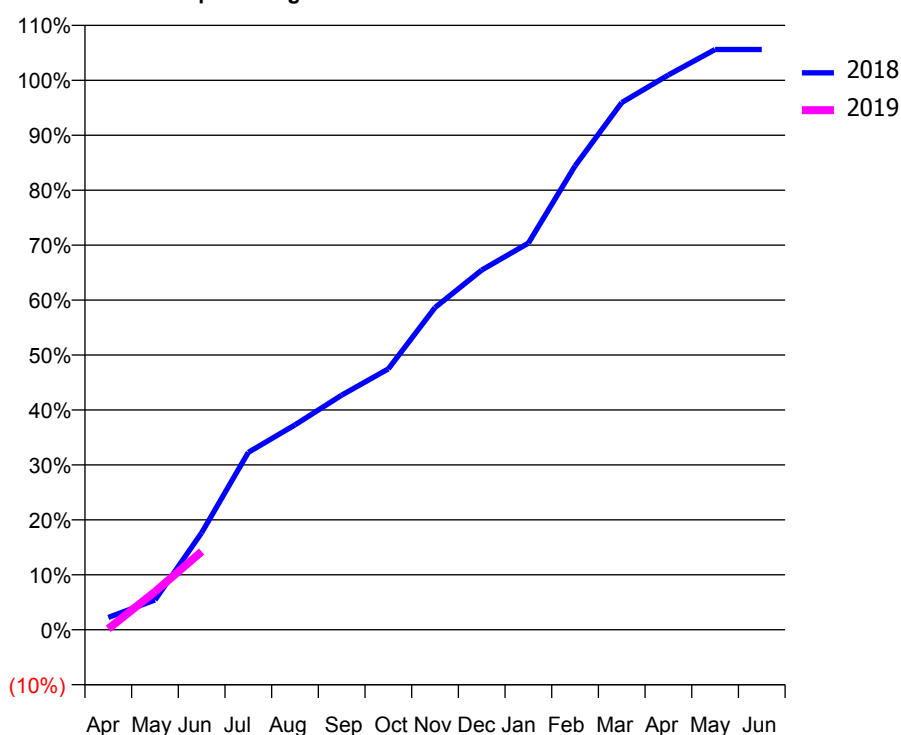
### Q52 - Vital Signs Orthodontic At a Glance Contract Report for 132853/0001 - June 2018

Name or company name	Regent Orthodontics Limited	18/19 Contracted general activity (UDA)	0
Contract type name	PDS Contract	Carry forward general activity (UDA)	0
Purpose of contract	Orthodontic	18/19 Contracted orthodontic activity (UOA)	12,171
Contract start date	01/06/2011	Carry forward orthodontic activity (UOA)	0
Contract end date	31/03/2019	Baseline contract value	£706,552.45

ACCESS	Contract	England and Wales
24 month ratio of assessments to patient IDs	1.09	1.09

ACTIVITY	Contract
Contract assess and fit appliances (case starts) as a percentage of Area Team case starts	8.8 %

Cumulative percentage of contracted UOA delivered 2018 & 2019



Month	Adjusted Scheduled Activity (UOA)		
	2017	2018	2019
April	-520	272	21
May	1,000	659	844
June	2,452	2,150	1,733
July	4,018	3,929	
August	4,426	4,539	
September	5,499	5,198	
October	6,555	5,779	
November	8,176	7,138	
December	9,219	7,967	
January	10,635	8,563	
February	12,483	10,274	
March	13,128	11,676	
April	13,132	12,287	
May	13,132	12,851	
June	12,481	12,852	

#### QUANTITY METRICS (rolling 12 month period)

	Contract Quantity	Contract Base Number	Contract *	Area Team	Region	England
% of all assessments that were assess and fit appliances (case starts)	586	847	69.2%	52.6%	62.1%	60.4%
% of all assessments that were assess and refuse	140	847	16.5%	14.0%	11.2%	11.4%
% of all assessments that were assess and review	121	847	14.3%	33.3%	26.8%	28.3%
% of case starts with a reported IOTN of 3 and Aesthetic Component of 5 or below	0	586	N/A	0.0%	0.1%	0.1%
% of case starts with a reported IOTN of 3 and Aesthetic Component of 6 or above	4	586	0.7%	1.1%	3.7%	4.0%
% of case starts with a reported IOTN of 4	436	586	74.4%	78.5%	78.7%	77.8%
% of case starts with a reported IOTN of 5	141	586	24.1%	19.8%	16.8%	16.7%
% of concluded courses in receipt of dual-arch fixed appliances	517	584	88.5%	85.2%	77.1%	74.3%
% of concluded courses where treatment was abandoned or discontinued	41	584	7.0%	6.5%	7.4%	6.9%
% of patients satisfied with the treatment they have received	18	19	94.7%	94.9%	95.9%	95.7%

\* Figures in italics indicate that the base number is less than 100.

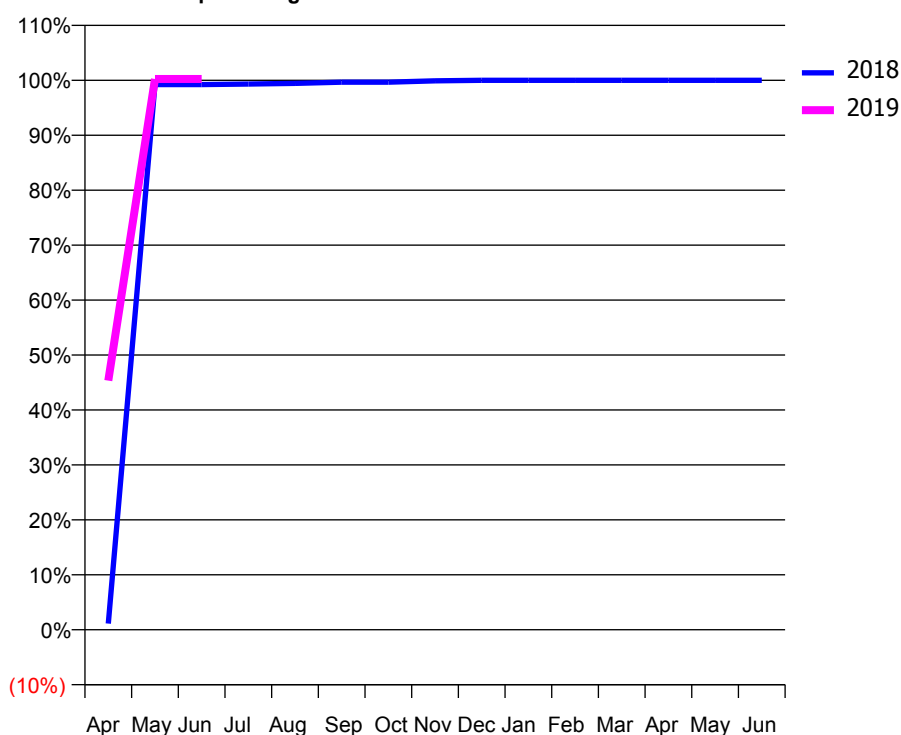
### Q52 - Vital Signs Orthodontic At a Glance Contract Report for 143170/0001 - June 2018

Name or company name	Joe Kelly & Associates Ltd	18/19 Contracted general activity (UDA)	13,120
Contract type name	GDS Contract	Carry forward general activity (UDA)	0
Purpose of contract	General and Orthodontic	18/19 Contracted orthodontic activity (UOA)	880
Contract start date	01/11/2011	Carry forward orthodontic activity (UOA)	0
Contract end date		Baseline contract value	£469,399.60

ACCESS	Contract	England and Wales
24 month ratio of assessments to patient IDs	1.00	1.09

ACTIVITY	Contract
Contract assess and fit appliances (case starts) as a percentage of Area Team case starts	0.6 %

Cumulative percentage of contracted UOA delivered 2018 & 2019



Month	Adjusted Scheduled Activity (UOA)		
	2017	2018	2019
April	21	10	399
May	861	873	882
June	862	873	882
July	863	874	
August	863	875	
September	865	877	
October	865	877	
November	886	879	
December	889	880	
January	889	880	
February	889	880	
March	889	880	
April	889	880	
May	890	880	
June	890	880	

#### QUANTITY METRICS (rolling 12 month period)

	Contract Quantity	Contract Base Number	Contract *	Area Team	Region	England
% of all assessments that were assess and fit appliances (case starts)	42	52	80.8%	52.6%	62.1%	60.4%
% of all assessments that were assess and refuse	5	52	9.6%	14.0%	11.2%	11.4%
% of all assessments that were assess and review	5	52	9.6%	33.3%	26.8%	28.3%
% of case starts with a reported IOTN of 3 and Aesthetic Component of 5 or below	0	42	N/A	0.0%	0.1%	0.1%
% of case starts with a reported IOTN of 3 and Aesthetic Component of 6 or above	0	42	N/A	1.1%	3.7%	4.0%
% of case starts with a reported IOTN of 4	34	42	81.0%	78.5%	78.7%	77.8%
% of case starts with a reported IOTN of 5	8	42	19.0%	19.8%	16.8%	16.7%
% of concluded courses in receipt of dual-arch fixed appliances	32	37	86.5%	85.2%	77.1%	74.3%
% of concluded courses where treatment was abandoned or discontinued	1	37	2.7%	6.5%	7.4%	6.9%
% of patients satisfied with the treatment they have received	0	0	N/A	94.9%	95.9%	95.7%

\* Figures in italics indicate that the base number is less than 100.

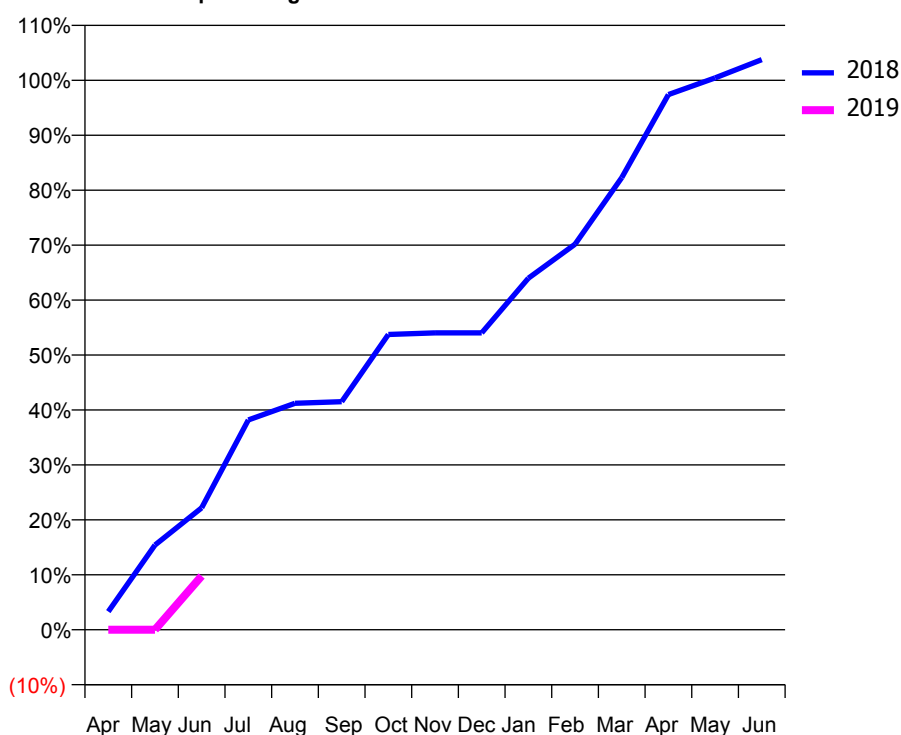
### Q52 - Vital Signs Orthodontic At a Glance Contract Report for 143839/0001 - June 2018

Name or company name	Belle Isle Family Dental Practice	18/19 Contracted general activity (UDA)	14,200
Contract type name	GDS Contract	Carry forward general activity (UDA)	0
Purpose of contract	General and Orthodontic	18/19 Contracted orthodontic activity (UOA)	694
Contract start date	01/12/2014	Carry forward orthodontic activity (UOA)	0
Contract end date		Baseline contract value	£435,346.35

ACCESS	Contract	England and Wales
24 month ratio of assessments to patient IDs	1.04	1.09

ACTIVITY	Contract
Contract assess and fit appliances (case starts) as a percentage of Area Team case starts	0.5 %

Cumulative percentage of contracted UOA delivered 2018 & 2019



Month	Adjusted Scheduled Activity (UOA)		
	2017	2018	2019
April	2	23	0
May	44	107	0
June	67	154	68
July	153	265	
August	177	286	
September	177	288	
October	327	373	
November	460	375	
December	570	375	
January	612	444	
February	633	487	
March	696	571	
April	696	676	
May	696	697	
June	696	720	

#### QUANTITY METRICS (rolling 12 month period)

	Contract Quantity	Contract Base Number	Contract *	Area Team	Region	England
% of all assessments that were assess and fit appliances (case starts)	32	54	59.3%	52.6%	62.1%	60.4%
% of all assessments that were assess and refuse	13	54	24.1%	14.0%	11.2%	11.4%
% of all assessments that were assess and review	9	54	16.7%	33.3%	26.8%	28.3%
% of case starts with a reported IOTN of 3 and Aesthetic Component of 5 or below	0	32	N/A	0.0%	0.1%	0.1%
% of case starts with a reported IOTN of 3 and Aesthetic Component of 6 or above	3	32	9.4%	1.1%	3.7%	4.0%
% of case starts with a reported IOTN of 4	29	32	90.6%	78.5%	78.7%	77.8%
% of case starts with a reported IOTN of 5	0	32	N/A	19.8%	16.8%	16.7%
% of concluded courses in receipt of dual-arch fixed appliances	31	39	79.5%	85.2%	77.1%	74.3%
% of concluded courses where treatment was abandoned or discontinued	3	39	7.7%	6.5%	7.4%	6.9%
% of patients satisfied with the treatment they have received	0	0	N/A	94.9%	95.9%	95.7%

\* Figures in italics indicate that the base number is less than 100.



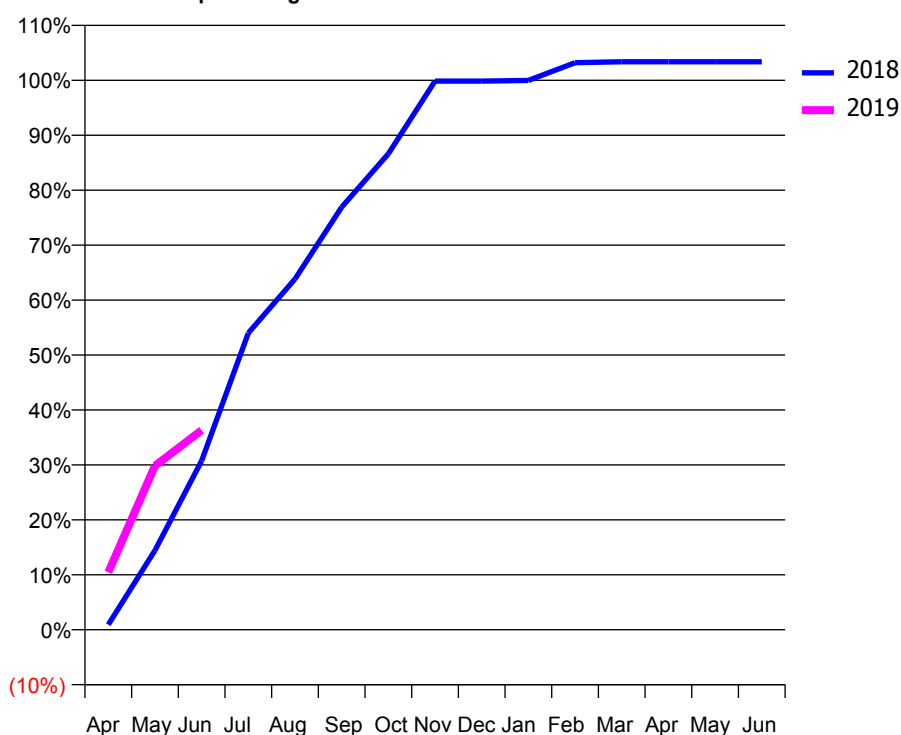
### Q52 - Vital Signs Orthodontic At a Glance Contract Report for 151211/0001 - June 2018

Name or company name	Milne, Spencer & Harris Dental Surgeons	18/19 Contracted general activity (UDA)	22,000
Contract type name	GDS Contract	Carry forward general activity (UDA)	0
Purpose of contract	General and Orthodontic	18/19 Contracted orthodontic activity (UOA)	650
Contract start date	01/04/2010	Carry forward orthodontic activity (UOA)	0
Contract end date		Baseline contract value	£765,471.51

ACCESS	Contract	England and Wales
24 month ratio of assessments to patient IDs	1.02	1.09

ACTIVITY	Contract
Contract assess and fit appliances (case starts) as a percentage of Area Team case starts	0.5 %

Cumulative percentage of contracted UOA delivered 2018 & 2019



Month	Adjusted Scheduled Activity (UOA)		
	2017	2018	2019
April	2	6	68
May	89	94	194
June	131	200	236
July	198	351	
August	220	415	
September	325	500	
October	372	563	
November	438	649	
December	506	649	
January	613	650	
February	655	671	
March	655	672	
April	656	672	
May	656	672	
June	656	672	

#### QUANTITY METRICS (rolling 12 month period)

	Contract Quantity	Contract Base Number	Contract *	Area Team	Region	England
% of all assessments that were assess and fit appliances (case starts)	34	42	81.0%	52.6%	62.1%	60.4%
% of all assessments that were assess and refuse	4	42	9.5%	14.0%	11.2%	11.4%
% of all assessments that were assess and review	4	42	9.5%	33.3%	26.8%	28.3%
% of case starts with a reported IOTN of 3 and Aesthetic Component of 5 or below	0	34	N/A	0.0%	0.1%	0.1%
% of case starts with a reported IOTN of 3 and Aesthetic Component of 6 or above	1	34	2.9%	1.1%	3.7%	4.0%
% of case starts with a reported IOTN of 4	32	34	94.1%	78.5%	78.7%	77.8%
% of case starts with a reported IOTN of 5	1	34	2.9%	19.8%	16.8%	16.7%
% of concluded courses in receipt of dual-arch fixed appliances	12	20	60.0%	85.2%	77.1%	74.3%
% of concluded courses where treatment was abandoned or discontinued	1	20	5.0%	6.5%	7.4%	6.9%
% of patients satisfied with the treatment they have received	0	0	N/A	94.9%	95.9%	95.7%

\* Figures in italics indicate that the base number is less than 100.

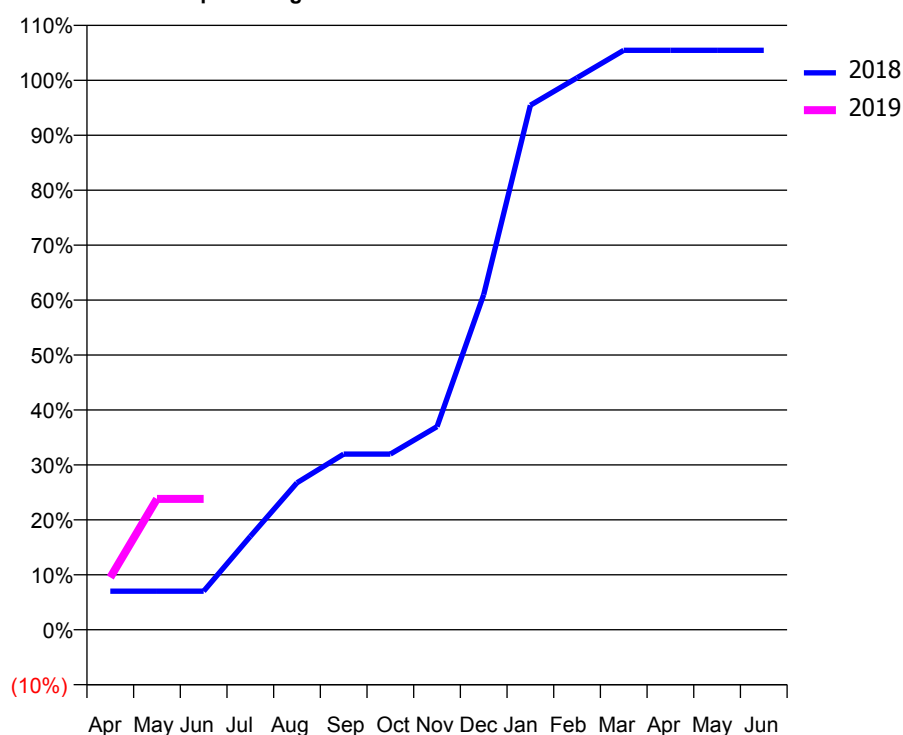
### Q52 - Vital Signs Orthodontic At a Glance Contract Report for 151211/0002 - June 2018

Name or company name	Milne, Spencer & Harris Dental Surgeons	18/19 Contracted general activity (UDA)	11,795
Contract type name	GDS Contract	Carry forward general activity (UDA)	0
Purpose of contract	General and Orthodontic	18/19 Contracted orthodontic activity (UOA)	441
Contract start date	01/04/2010	Carry forward orthodontic activity (UOA)	0
Contract end date		Baseline contract value	£404,820.33

ACCESS	Contract	England and Wales
24 month ratio of assessments to patient IDs	1.03	1.09

ACTIVITY	Contract
Contract assess and fit appliances (case starts) as a percentage of Area Team case starts	0.4 %

Cumulative percentage of contracted UOA delivered 2018 & 2019



Month	Adjusted Scheduled Activity (UOA)		
	2017	2018	2019
April	0	31	42
May	0	31	105
June	0	31	105
July	0	75	
August	0	118	
September	42	141	
October	85	141	
November	127	163	
December	190	269	
January	386	421	
February	408	443	
March	450	465	
April	450	465	
May	450	465	
June	450	465	

#### QUANTITY METRICS (rolling 12 month period)

	Contract Quantity	Contract Base Number	Contract *	Area Team	Region	England
% of all assessments that were assess and fit appliances (case starts)	26	34	76.5%	52.6%	62.1%	60.4%
% of all assessments that were assess and refuse	3	34	8.8%	14.0%	11.2%	11.4%
% of all assessments that were assess and review	5	34	14.7%	33.3%	26.8%	28.3%
% of case starts with a reported IOTN of 3 and Aesthetic Component of 5 or below	0	26	N/A	0.0%	0.1%	0.1%
% of case starts with a reported IOTN of 3 and Aesthetic Component of 6 or above	0	26	N/A	1.1%	3.7%	4.0%
% of case starts with a reported IOTN of 4	24	26	92.3%	78.5%	78.7%	77.8%
% of case starts with a reported IOTN of 5	2	26	7.7%	19.8%	16.8%	16.7%
% of concluded courses in receipt of dual-arch fixed appliances	6	13	46.2%	85.2%	77.1%	74.3%
% of concluded courses where treatment was abandoned or discontinued	4	13	30.8%	6.5%	7.4%	6.9%
% of patients satisfied with the treatment they have received	2	2	100.0%	94.9%	95.9%	95.7%

\* Figures in italics indicate that the base number is less than 100.

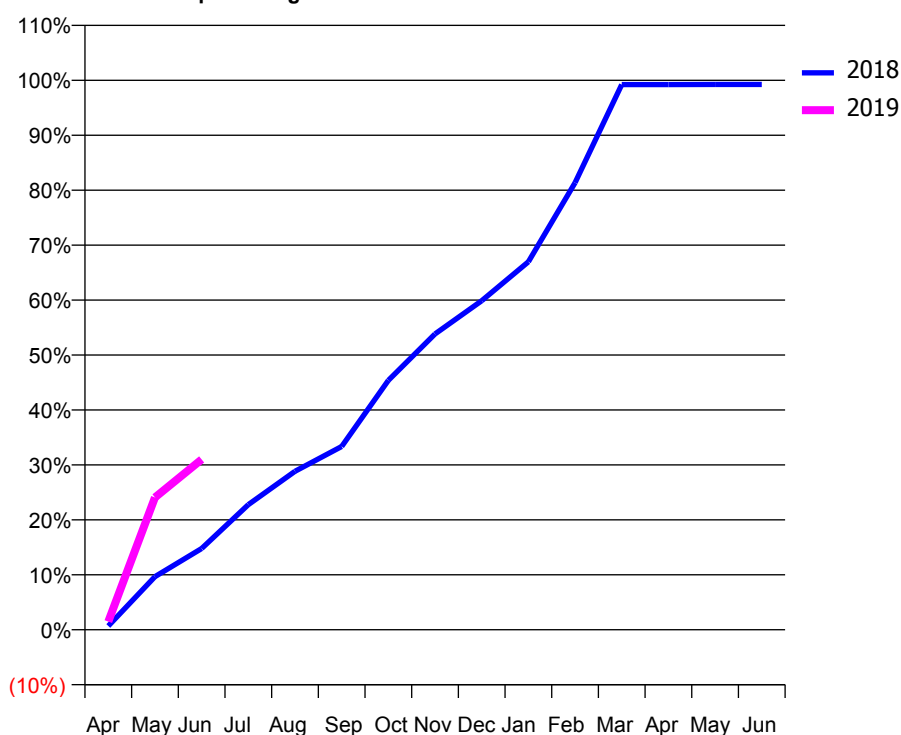
### Q52 - Vital Signs Orthodontic At a Glance Contract Report for 162965/0002 - June 2018

Name or company name	Clarendon Dental Spa (Leeds) Ltd	18/19 Contracted general activity (UDA)	0
Contract type name	PDS Contract	Carry forward general activity (UDA)	0
Purpose of contract	Orthodontic	18/19 Contracted orthodontic activity (UOA)	4,315
Contract start date	01/10/2010	Carry forward orthodontic activity (UOA)	0
Contract end date	31/03/2019	Baseline contract value	£272,904.94

ACCESS	Contract	England and Wales
24 month ratio of assessments to patient IDs	1.04	1.09

ACTIVITY	Contract
Contract assess and fit appliances (case starts) as a percentage of Area Team case starts	3.5 %

Cumulative percentage of contracted UOA delivered 2018 & 2019



Month	Adjusted Scheduled Activity (UOA)		
	2017	2018	2019
April	330	30	64
May	878	417	1,039
June	1,005	638	1,338
July	1,527	983	
August	1,934	1,245	
September	2,169	1,439	
October	2,508	1,959	
November	3,107	2,323	
December	3,328	2,584	
January	3,648	2,890	
February	3,789	3,510	
March	3,832	4,281	
April	4,259	4,281	
May	4,259	4,282	
June	4,259	4,282	

#### QUANTITY METRICS (rolling 12 month period)

	Contract Quantity	Contract Base Number	Contract *	Area Team	Region	England
% of all assessments that were assess and fit appliances (case starts)	235	348	67.5%	52.6%	62.1%	60.4%
% of all assessments that were assess and refuse	61	348	17.5%	14.0%	11.2%	11.4%
% of all assessments that were assess and review	52	348	14.9%	33.3%	26.8%	28.3%
% of case starts with a reported IOTN of 3 and Aesthetic Component of 5 or below	0	235	N/A	0.0%	0.1%	0.1%
% of case starts with a reported IOTN of 3 and Aesthetic Component of 6 or above	5	235	2.1%	1.1%	3.7%	4.0%
% of case starts with a reported IOTN of 4	185	235	78.7%	78.5%	78.7%	77.8%
% of case starts with a reported IOTN of 5	45	235	19.1%	19.8%	16.8%	16.7%
% of concluded courses in receipt of dual-arch fixed appliances	107	189	56.6%	85.2%	77.1%	74.3%
% of concluded courses where treatment was abandoned or discontinued	12	189	6.3%	6.5%	7.4%	6.9%
% of patients satisfied with the treatment they have received	3	3	100.0%	94.9%	95.9%	95.7%

\* Figures in italics indicate that the base number is less than 100.

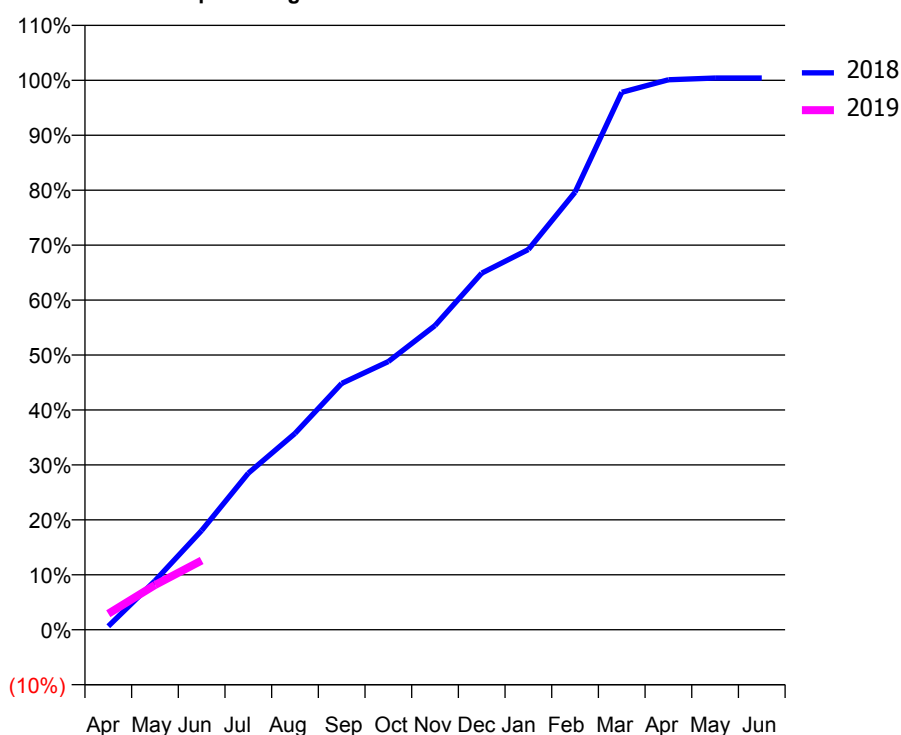
### Q52 - Vital Signs Orthodontic At a Glance Contract Report for 183652/0002 - June 2018

Name or company name	Haricovert Limited	18/19 Contracted general activity (UDA)	0
Contract type name	PDS Contract	Carry forward general activity (UDA)	0
Purpose of contract	Orthodontic	18/19 Contracted orthodontic activity (UOA)	19,657
Contract start date	01/05/2015	Carry forward orthodontic activity (UOA)	0
Contract end date	31/03/2019	Baseline contract value	£1,235,351.25

ACCESS	Contract	England and Wales
24 month ratio of assessments to patient IDs	1.01	1.09

ACTIVITY	Contract
Contract assess and fit appliances (case starts) as a percentage of Area Team case starts	13.4 %

Cumulative percentage of contracted UOA delivered 2018 & 2019



Month	Adjusted Scheduled Activity (UOA)		
	2017	2018	2019
April	501	127	574
May	1,361	1,755	1,601
June	2,029	3,553	2,479
July	2,855	5,603	
August	4,305	7,024	
September	5,199	8,814	
October	5,418	9,593	
November	7,418	10,882	
December	12,140	12,759	
January	13,831	13,602	
February	15,945	15,653	
March	19,767	19,224	
April	19,770	19,674	
May	19,784	19,737	
June	19,784	19,737	

#### QUANTITY METRICS (rolling 12 month period)

	Contract Quantity	Contract Base Number	Contract *	Area Team	Region	England
% of all assessments that were assess and fit appliances (case starts)	889	1,008	88.2%	52.6%	62.1%	60.4%
% of all assessments that were assess and refuse	80	1,008	7.9%	14.0%	11.2%	11.4%
% of all assessments that were assess and review	39	1,008	3.9%	33.3%	26.8%	28.3%
% of case starts with a reported IOTN of 3 and Aesthetic Component of 5 or below	0	889	N/A	0.0%	0.1%	0.1%
% of case starts with a reported IOTN of 3 and Aesthetic Component of 6 or above	10	889	1.1%	1.1%	3.7%	4.0%
% of case starts with a reported IOTN of 4	666	889	74.9%	78.5%	78.7%	77.8%
% of case starts with a reported IOTN of 5	213	889	24.0%	19.8%	16.8%	16.7%
% of concluded courses in receipt of dual-arch fixed appliances	564	705	80.0%	85.2%	77.1%	74.3%
% of concluded courses where treatment was abandoned or discontinued	39	705	5.5%	6.5%	7.4%	6.9%
% of patients satisfied with the treatment they have received	21	21	100.0%	94.9%	95.9%	95.7%

\* Figures in italics indicate that the base number is less than 100.

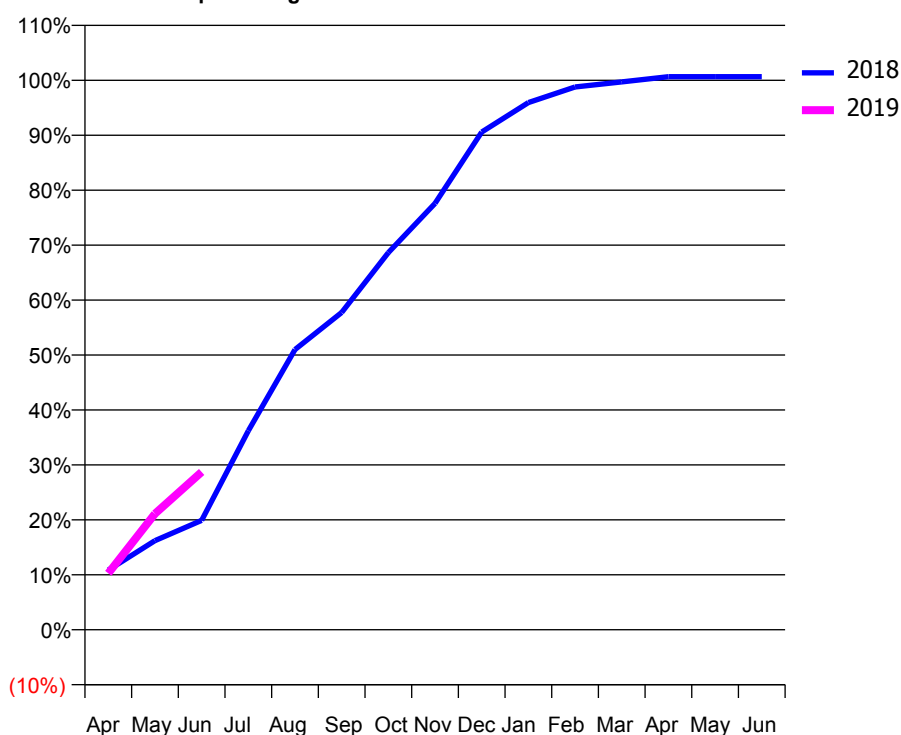
### Q52 - Vital Signs Orthodontic At a Glance Contract Report for 188115/0001 - June 2018

Name or company name	St Michaels Orthodontics Ltd	18/19 Contracted general activity (UDA)	0
Contract type name	PDS Contract	Carry forward general activity (UDA)	0
Purpose of contract	Orthodontic	18/19 Contracted orthodontic activity (UOA)	4,709
Contract start date	01/07/2010	Carry forward orthodontic activity (UOA)	0
Contract end date	31/03/2019	Baseline contract value	£295,942.40

ACCESS	Contract	England and Wales
24 month ratio of assessments to patient IDs	1.01	1.09

ACTIVITY	Contract
Contract assess and fit appliances (case starts) as a percentage of Area Team case starts	3.7 %

Cumulative percentage of contracted UOA delivered 2018 & 2019



Month	Adjusted Scheduled Activity (UOA)		
	2017	2018	2019
April	215	511	484
May	596	764	995
June	808	938	1,352
July	1,005	1,706	
August	1,096	2,401	
September	1,245	2,719	
October	1,735	3,232	
November	2,267	3,654	
December	2,648	4,265	
January	3,093	4,518	
February	4,027	4,652	
March	4,710	4,695	
April	4,710	4,739	
May	4,710	4,739	
June	4,710	4,739	

#### QUANTITY METRICS (rolling 12 month period)

	Contract Quantity	Contract Base Number	Contract *	Area Team	Region	England
% of all assessments that were assess and fit appliances (case starts)	247	289	85.5%	52.6%	62.1%	60.4%
% of all assessments that were assess and refuse	28	289	9.7%	14.0%	11.2%	11.4%
% of all assessments that were assess and review	14	289	4.8%	33.3%	26.8%	28.3%
% of case starts with a reported IOTN of 3 and Aesthetic Component of 5 or below	1	247	0.4%	0.0%	0.1%	0.1%
% of case starts with a reported IOTN of 3 and Aesthetic Component of 6 or above	9	247	3.6%	1.1%	3.7%	4.0%
% of case starts with a reported IOTN of 4	198	247	80.2%	78.5%	78.7%	77.8%
% of case starts with a reported IOTN of 5	39	247	15.8%	19.8%	16.8%	16.7 %
% of concluded courses in receipt of dual-arch fixed appliances	169	194	87.1%	85.2%	77.1%	74.3%
% of concluded courses where treatment was abandoned or discontinued	6	194	3.1%	6.5%	7.4%	6.9%
% of patients satisfied with the treatment they have received	4	6	66.7%	94.9%	95.9%	95.7%

\* Figures in italics indicate that the base number is less than 100.

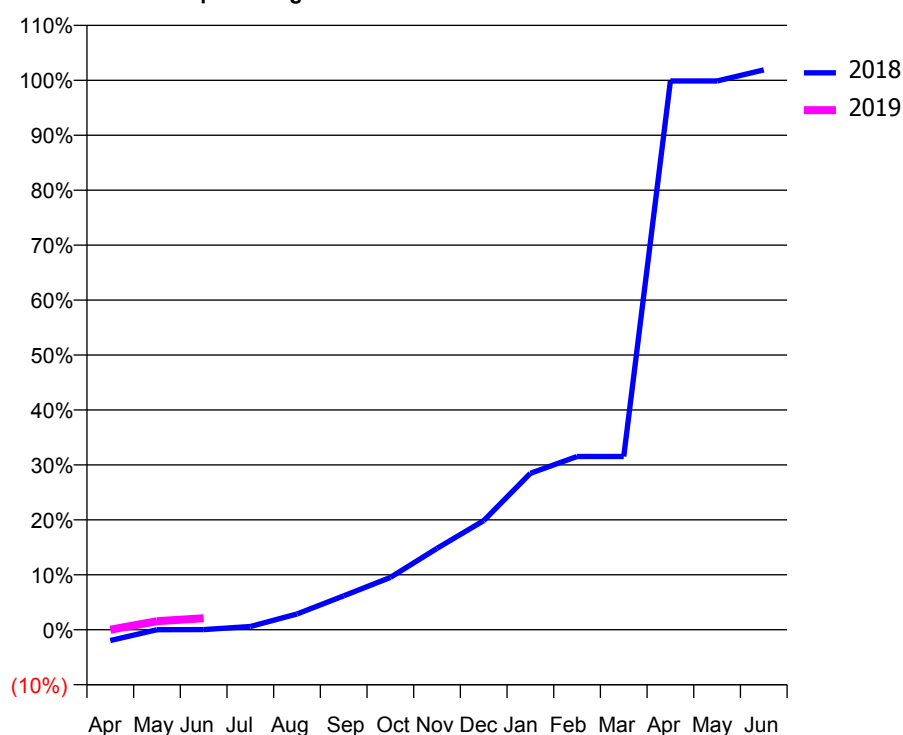
### Q52 - Vital Signs Orthodontic At a Glance Contract Report for 189669/0001 - June 2018

Name or company name	NSS Properties Ltd	18/19 Contracted general activity (UDA)	0
Contract type name	PDS Contract	Carry forward general activity (UDA)	0
Purpose of contract	Orthodontic	18/19 Contracted orthodontic activity (UOA)	4,189
Contract start date	01/04/2011	Carry forward orthodontic activity (UOA)	0
Contract end date	31/03/2019	Baseline contract value	£265,733.90

ACCESS	Contract	England and Wales
24 month ratio of assessments to patient IDs	1.00	1.09

ACTIVITY	Contract
Contract assess and fit appliances (case starts) as a percentage of Area Team case starts	3.1 %

Cumulative percentage of contracted UOA delivered 2018 & 2019



Month	Adjusted Scheduled Activity (UOA)		
	2017	2018	2019
April	27	-83	0
May	241	1	66
June	306	2	88
July	603	25	
August	1,049	120	
September	1,305	259	
October	1,630	399	
November	1,867	621	
December	1,867	832	
January	2,146	1,193	
February	2,338	1,321	
March	2,338	1,321	
April	2,338	4,184	
May	4,127	4,184	
June	4,106	4,268	

#### QUANTITY METRICS (rolling 12 month period)

	Contract Quantity	Contract Base Number	Contract *	Area Team	Region	England
% of all assessments that were assess and fit appliances (case starts)	203	284	71.5%	52.6%	62.1%	60.4%
% of all assessments that were assess and refuse	32	284	11.3%	14.0%	11.2%	11.4%
% of all assessments that were assess and review	49	284	17.3%	33.3%	26.8%	28.3%
% of case starts with a reported IOTN of 3 and Aesthetic Component of 5 or below	0	203	N/A	0.0%	0.1%	0.1%
% of case starts with a reported IOTN of 3 and Aesthetic Component of 6 or above	0	203	N/A	1.1%	3.7%	4.0%
% of case starts with a reported IOTN of 4	195	203	96.1%	78.5%	78.7%	77.8%
% of case starts with a reported IOTN of 5	7	203	3.4%	19.8%	16.8%	16.7%
% of concluded courses in receipt of dual-arch fixed appliances	153	174	87.9%	85.2%	77.1%	74.3%
% of concluded courses where treatment was abandoned or discontinued	16	174	9.2%	6.5%	7.4%	6.9%
% of patients satisfied with the treatment they have received	27	28	96.4%	94.9%	95.9%	95.7%

\* Figures in italics indicate that the base number is less than 100.

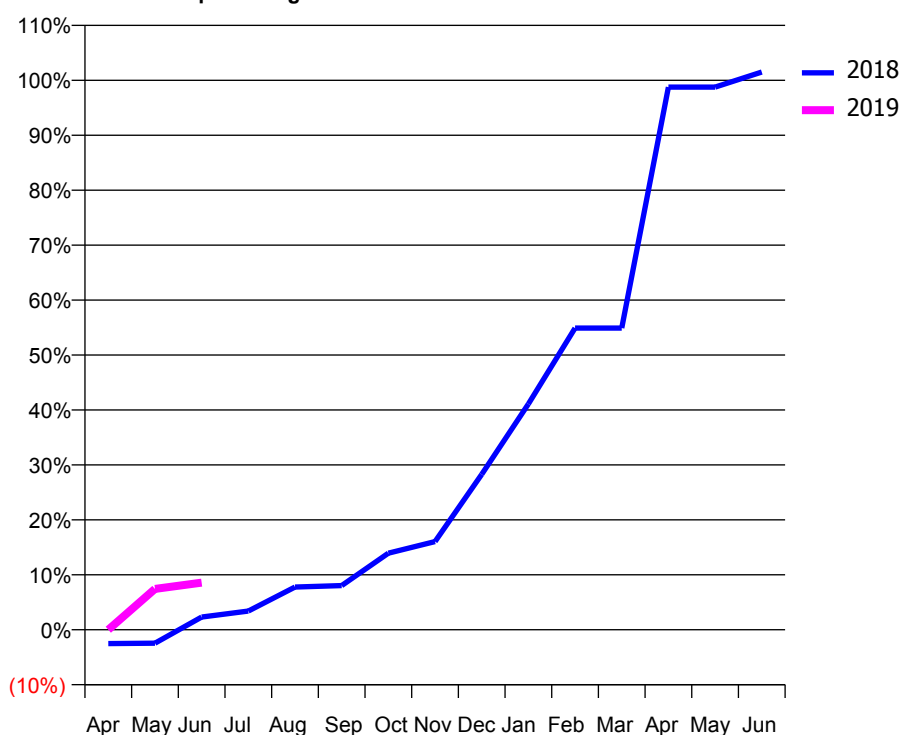
### Q52 - Vital Signs Orthodontic At a Glance Contract Report for 189669/0002 - June 2018

Name or company name	NSS Properties Ltd	18/19 Contracted general activity (UDA)	0
Contract type name	PDS Contract	Carry forward general activity (UDA)	0
Purpose of contract	Orthodontic	18/19 Contracted orthodontic activity (UOA)	3,996
Contract start date	01/04/2011	Carry forward orthodontic activity (UOA)	0
Contract end date	31/03/2019	Baseline contract value	£231,963.45

ACCESS	Contract	England and Wales
24 month ratio of assessments to patient IDs	1.01	1.09

ACTIVITY	Contract
Contract assess and fit appliances (case starts) as a percentage of Area Team case starts	3.0 %

Cumulative percentage of contracted UOA delivered 2018 & 2019



Month	Adjusted Scheduled Activity (UOA)		
	2017	2018	2019
April	0	-101	0
May	158	-98	297
June	285	93	343
July	627	136	
August	1,135	311	
September	1,771	321	
October	2,220	557	
November	2,390	641	
December	2,647	1,130	
January	2,779	1,642	
February	2,935	2,194	
March	2,935	2,194	
April	2,935	3,946	
May	3,895	3,946	
June	3,895	4,056	

#### QUANTITY METRICS (rolling 12 month period)

	Contract Quantity	Contract Base Number	Contract *	Area Team	Region	England
% of all assessments that were assess and fit appliances (case starts)	198	296	66.9%	52.6%	62.1%	60.4%
% of all assessments that were assess and refuse	43	296	14.5%	14.0%	11.2%	11.4%
% of all assessments that were assess and review	55	296	18.6%	33.3%	26.8%	28.3%
% of case starts with a reported IOTN of 3 and Aesthetic Component of 5 or below	0	198	N/A	0.0%	0.1%	0.1%
% of case starts with a reported IOTN of 3 and Aesthetic Component of 6 or above	0	198	N/A	1.1%	3.7%	4.0%
% of case starts with a reported IOTN of 4	189	198	95.5%	78.5%	78.7%	77.8%
% of case starts with a reported IOTN of 5	8	198	4.0%	19.8%	16.8%	16.7%
% of concluded courses in receipt of dual-arch fixed appliances	147	167	88.0%	85.2%	77.1%	74.3%
% of concluded courses where treatment was abandoned or discontinued	13	167	7.8%	6.5%	7.4%	6.9%
% of patients satisfied with the treatment they have received	15	16	93.8%	94.9%	95.9%	95.7%

\* Figures in italics indicate that the base number is less than 100.

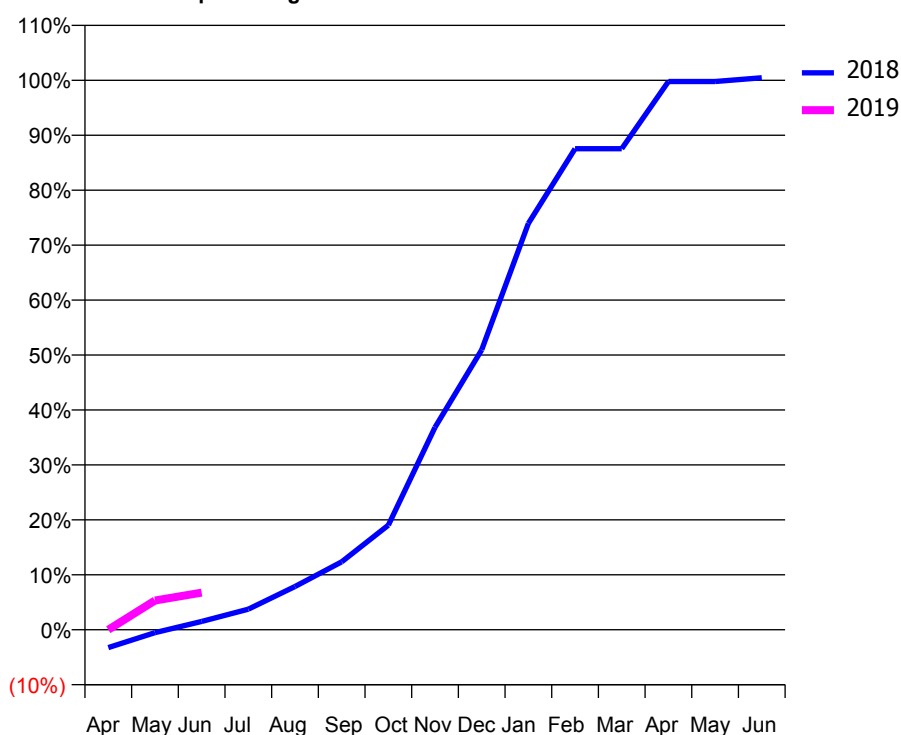
### Q52 - Vital Signs Orthodontic At a Glance Contract Report for 189669/0003 - June 2018

Name or company name	NSS Properties Ltd	18/19 Contracted general activity (UDA)	0
Contract type name	PDS Contract	Carry forward general activity (UDA)	0
Purpose of contract	Orthodontic	18/19 Contracted orthodontic activity (UOA)	3,148
Contract start date	01/04/2011	Carry forward orthodontic activity (UOA)	0
Contract end date	31/03/2019	Baseline contract value	£186,155.90

ACCESS	Contract	England and Wales
24 month ratio of assessments to patient IDs	1.01	1.09

ACTIVITY	Contract
Contract assess and fit appliances (case starts) as a percentage of Area Team case starts	2.3 %

Cumulative percentage of contracted UOA delivered 2018 & 2019



Month	Adjusted Scheduled Activity (UOA)		
	2017	2018	2019
April	-8	-103	0
May	274	-17	168
June	379	48	213
July	678	118	
August	1,083	248	
September	1,464	389	
October	1,886	599	
November	2,312	1,160	
December	2,396	1,604	
January	2,611	2,328	
February	2,849	2,756	
March	2,849	2,756	
April	2,849	3,141	
May	3,003	3,141	
June	3,003	3,162	

#### QUANTITY METRICS (rolling 12 month period)

	Contract Quantity	Contract Base Number	Contract *	Area Team	Region	England
% of all assessments that were assess and fit appliances (case starts)	153	295	51.9%	52.6%	62.1%	60.4%
% of all assessments that were assess and refuse	49	295	16.6%	14.0%	11.2%	11.4%
% of all assessments that were assess and review	93	295	31.5%	33.3%	26.8%	28.3%
% of case starts with a reported IOTN of 3 and Aesthetic Component of 5 or below	0	153	N/A	0.0%	0.1%	0.1%
% of case starts with a reported IOTN of 3 and Aesthetic Component of 6 or above	0	153	N/A	1.1%	3.7%	4.0%
% of case starts with a reported IOTN of 4	140	153	91.5%	78.5%	78.7%	77.8%
% of case starts with a reported IOTN of 5	12	153	7.8%	19.8%	16.8%	16.7 %
% of concluded courses in receipt of dual-arch fixed appliances	118	128	92.2%	85.2%	77.1%	74.3%
% of concluded courses where treatment was abandoned or discontinued	8	128	6.3%	6.5%	7.4%	6.9%
% of patients satisfied with the treatment they have received	7	8	87.5%	94.9%	95.9%	95.7%

\* Figures in italics indicate that the base number is less than 100.



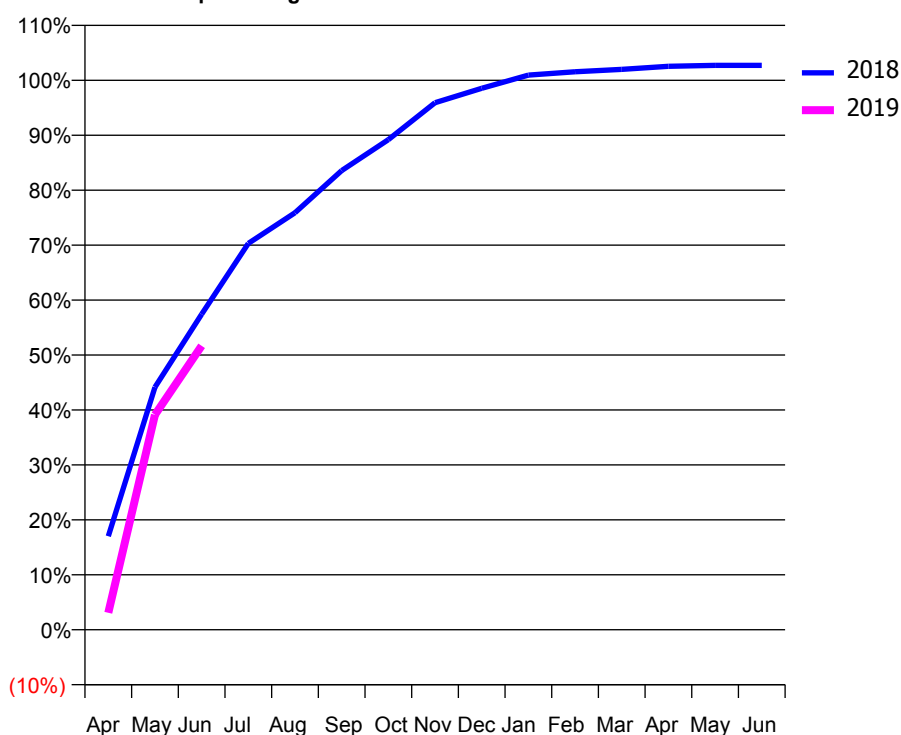
### Q52 - Vital Signs Orthodontic At a Glance Contract Report for 264539/0002 - June 2018

Name or company name	MR DI PETRUCCI	18/19 Contracted general activity (UDA)	0
Contract type name	PDS Contract	Carry forward general activity (UDA)	0
Purpose of contract	Orthodontic	18/19 Contracted orthodontic activity (UOA)	13,287
Contract start date	03/11/2014	Carry forward orthodontic activity (UOA)	0
Contract end date	31/03/2019	Baseline contract value	£723,791.91

ACCESS	Contract	England and Wales
24 month ratio of assessments to patient IDs	1.02	1.09

ACTIVITY	Contract
Contract assess and fit appliances (case starts) as a percentage of Area Team case starts	8.5 %

Cumulative percentage of contracted UOA delivered 2018 & 2019



Month	Adjusted Scheduled Activity (UOA)		
	2017	2018	2019
April	1,676	2,261	410
May	2,774	5,866	5,200
June	3,732	7,630	6,865
July	4,805	9,341	
August	5,524	10,084	
September	6,294	11,103	
October	7,446	11,850	
November	9,111	12,745	
December	10,465	13,091	
January	11,386	13,411	
February	12,469	13,493	
March	13,044	13,549	
April	13,535	13,626	
May	13,534	13,647	
June	13,555	13,647	

#### QUANTITY METRICS (rolling 12 month period)

	Contract Quantity	Contract Base Number	Contract *	Area Team	Region	England
% of all assessments that were assess and fit appliances (case starts)	564	1,659	34.0%	52.6%	62.1%	60.4%
% of all assessments that were assess and refuse	351	1,659	21.2%	14.0%	11.2%	11.4%
% of all assessments that were assess and review	744	1,659	44.8%	33.3%	26.8%	28.3%
% of case starts with a reported IOTN of 3 and Aesthetic Component of 5 or below	0	564	N/A	0.0%	0.1%	0.1%
% of case starts with a reported IOTN of 3 and Aesthetic Component of 6 or above	0	564	N/A	1.1%	3.7%	4.0%
% of case starts with a reported IOTN of 4	416	564	73.8%	78.5%	78.7%	77.8%
% of case starts with a reported IOTN of 5	145	564	25.7%	19.8%	16.8%	16.7%
% of concluded courses in receipt of dual-arch fixed appliances	267	448	59.6%	85.2%	77.1%	74.3%
% of concluded courses where treatment was abandoned or discontinued	57	448	12.7%	6.5%	7.4%	6.9%
% of patients satisfied with the treatment they have received	6	6	100.0%	94.9%	95.9%	95.7%

\* Figures in italics indicate that the base number is less than 100.

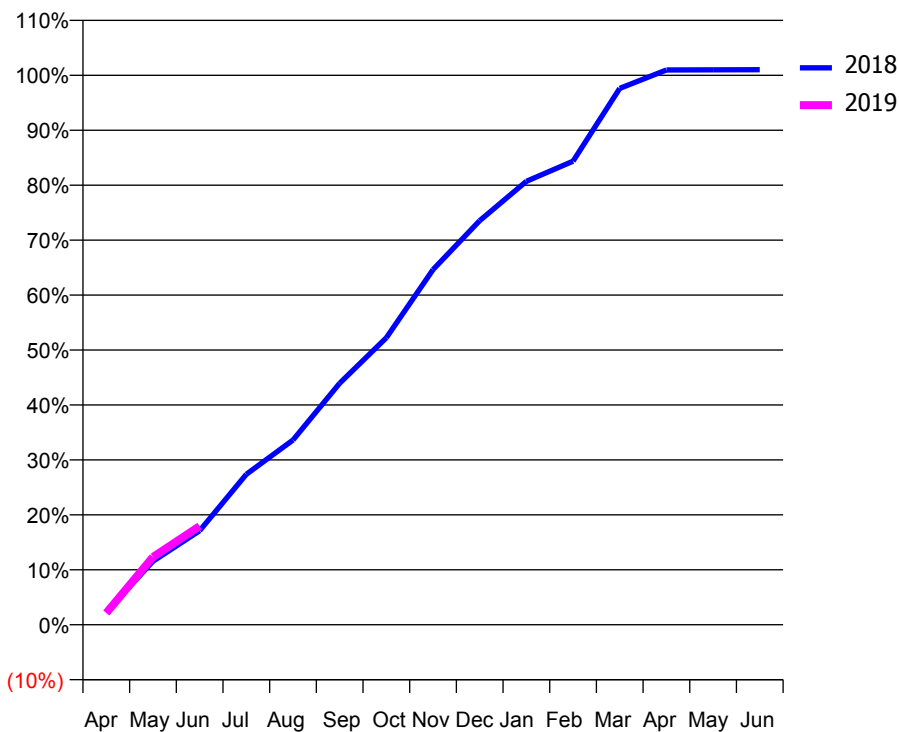
### Q52 - Vital Signs Orthodontic At a Glance Contract Report for 318574/0001 - June 2018

Name or company name	MR AI TAYLOR	18/19 Contracted general activity (UDA)	0
Contract type name	PDS Contract	Carry forward general activity (UDA)	0
Purpose of contract	Orthodontic	18/19 Contracted orthodontic activity (UOA)	5,608
Contract start date	01/04/2006	Carry forward orthodontic activity (UOA)	0
Contract end date	31/03/2019	Baseline contract value	£360,509.07

ACCESS	Contract	England and Wales
24 month ratio of assessments to patient IDs	1.02	1.09

ACTIVITY	Contract
Contract assess and fit appliances (case starts) as a percentage of Area Team case starts	3.8 %

Cumulative percentage of contracted UOA delivered 2018 & 2019



Month	Adjusted Scheduled Activity (UOA)		
	2017	2018	2019
April	249	128	120
May	387	648	692
June	727	960	1,007
July	1,357	1,536	
August	1,900	1,886	
September	2,580	2,465	
October	3,043	2,930	
November	3,678	3,625	
December	4,233	4,125	
January	4,465	4,526	
February	4,864	4,731	
March	5,385	5,474	
April	5,618	5,663	
May	5,618	5,664	
June	5,639	5,665	

#### QUANTITY METRICS (rolling 12 month period)

	Contract Quantity	Contract Base Number	Contract *	Area Team	Region	England
% of all assessments that were assess and fit appliances (case starts)	253	701	36.1%	52.6%	62.1%	60.4%
% of all assessments that were assess and refuse	142	701	20.3%	14.0%	11.2%	11.4%
% of all assessments that were assess and review	306	701	43.7%	33.3%	26.8%	28.3%
% of case starts with a reported IOTN of 3 and Aesthetic Component of 5 or below	0	253	N/A	0.0%	0.1%	0.1%
% of case starts with a reported IOTN of 3 and Aesthetic Component of 6 or above	0	253	N/A	1.1%	3.7%	4.0%
% of case starts with a reported IOTN of 4	193	253	76.3%	78.5%	78.7%	77.8%
% of case starts with a reported IOTN of 5	59	253	23.3%	19.8%	16.8%	16.7%
% of concluded courses in receipt of dual-arch fixed appliances	183	215	85.1%	85.2%	77.1%	74.3%
% of concluded courses where treatment was abandoned or discontinued	24	215	11.2%	6.5%	7.4%	6.9%
% of patients satisfied with the treatment they have received	6	7	85.7%	94.9%	95.9%	95.7%

\* Figures in italics indicate that the base number is less than 100.

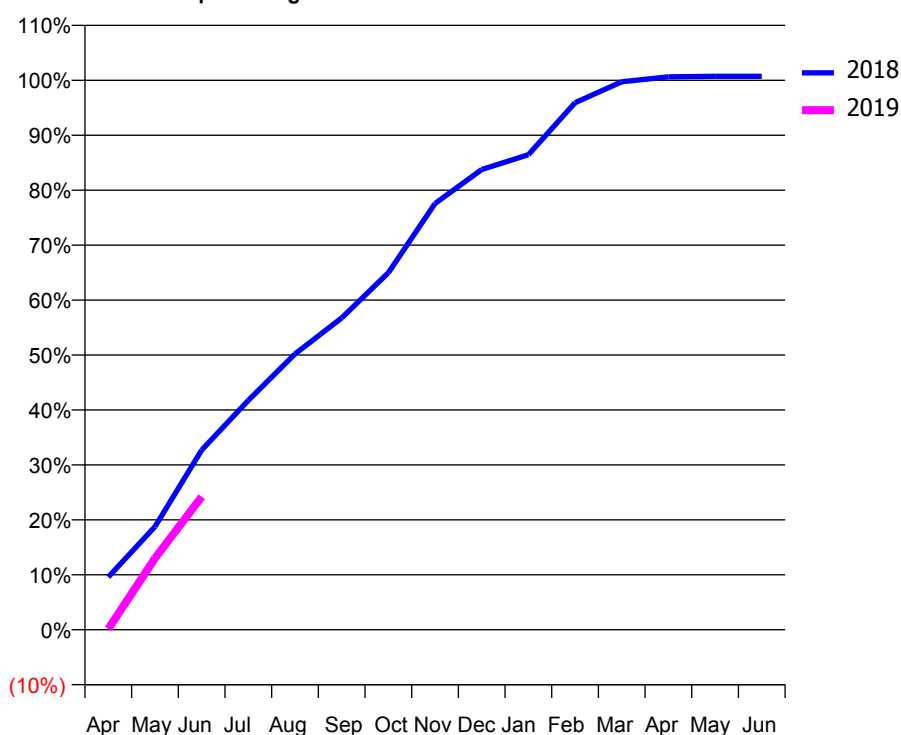
### Q52 - Vital Signs Orthodontic At a Glance Contract Report for 575941/0001 - June 2018

Name or company name	MR MH PEARSON	18/19 Contracted general activity (UDA)	0
Contract type name	PDS Contract	Carry forward general activity (UDA)	0
Purpose of contract	Orthodontic	18/19 Contracted orthodontic activity (UOA)	21,111
Contract start date	01/06/2013	Carry forward orthodontic activity (UOA)	0
Contract end date	31/03/2019	Baseline contract value	£1,229,808.98

ACCESS	Contract	England and Wales
24 month ratio of assessments to patient IDs	1.01	1.09

ACTIVITY	Contract
Contract assess and fit appliances (case starts) as a percentage of Area Team case starts	12.5 %

Cumulative percentage of contracted UOA delivered 2018 & 2019



Month	Adjusted Scheduled Activity (UOA)		
	2017	2018	2019
April	1,144	2,028	32
May	7,566	3,963	2,749
June	9,092	6,904	5,109
July	11,795	8,813	
August	13,115	10,598	
September	15,467	11,980	
October	16,063	13,718	
November	18,236	16,374	
December	19,386	17,683	
January	20,593	18,251	
February	20,657	20,250	
March	20,797	21,051	
April	21,177	21,243	
May	21,177	21,264	
June	21,235	21,264	

#### QUANTITY METRICS (rolling 12 month period)

	Contract Quantity	Contract Base Number	Contract *	Area Team	Region	England
% of all assessments that were assess and fit appliances (case starts)	834	3,008	27.7%	52.6%	62.1%	60.4%
% of all assessments that were assess and refuse	339	3,008	11.3%	14.0%	11.2%	11.4%
% of all assessments that were assess and review	1,835	3,008	61.0%	33.3%	26.8%	28.3%
% of case starts with a reported IOTN of 3 and Aesthetic Component of 5 or below	0	834	N/A	0.0%	0.1%	0.1%
% of case starts with a reported IOTN of 3 and Aesthetic Component of 6 or above	15	834	1.8%	1.1%	3.7%	4.0%
% of case starts with a reported IOTN of 4	591	834	70.9%	78.5%	78.7%	77.8%
% of case starts with a reported IOTN of 5	218	834	26.1%	19.8%	16.8%	16.7%
% of concluded courses in receipt of dual-arch fixed appliances	750	818	91.7%	85.2%	77.1%	74.3%
% of concluded courses where treatment was abandoned or discontinued	38	818	4.6%	6.5%	7.4%	6.9%
% of patients satisfied with the treatment they have received	21	21	100.0%	94.9%	95.9%	95.7%

\* Figures in italics indicate that the base number is less than 100.

### Q52 - Vital Signs Orthodontic At a Glance Contract Report for 632813/0001 - June 2018

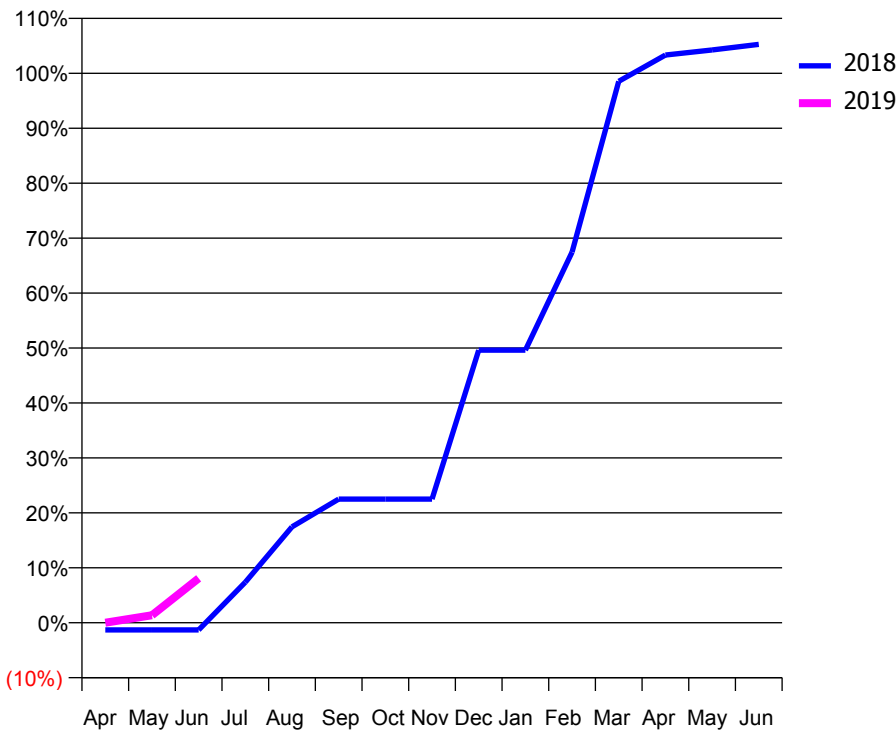
Name or company name	MR JL SEDDON
Contract type name	PDS Contract
Purpose of contract	Orthodontic
Contract start date	01/04/2006
Contract end date	31/03/2019

18/19 Contracted general activity (UDA)	0
Carry forward general activity (UDA)	0
18/19 Contracted orthodontic activity (UOA)	2,261
Carry forward orthodontic activity (UOA)	0
Baseline contract value	£133,656.69

ACCESS	Contract	England and Wales
24 month ratio of assessments to patient IDs	1.06	1.09

ACTIVITY	Contract
Contract assess and fit appliances (case starts) as a percentage of Area Team case starts	1.7 %

Cumulative percentage of contracted UOA delivered 2018 & 2019



Month	Adjusted Scheduled Activity (UOA)		
	2017	2018	2019
April	45	-30	0
May	112	-30	31
June	162	-30	183
July	241	167	
August	520	395	
September	751	509	
October	1,107	509	
November	1,107	509	
December	1,107	1,122	
January	1,131	1,122	
February	1,668	1,525	
March	1,696	2,228	
April	1,696	2,336	
May	2,038	2,357	
June	2,231	2,380	

#### QUANTITY METRICS (rolling 12 month period)

	Contract Quantity	Contract Base Number	Contract *	Area Team	Region	England
% of all assessments that were assess and fit appliances (case starts)	111	388	28.6%	52.6%	62.1%	60.4%
% of all assessments that were assess and refuse	41	388	10.6%	14.0%	11.2%	11.4%
% of all assessments that were assess and review	236	388	60.8%	33.3%	26.8%	28.3%
% of case starts with a reported IOTN of 3 and Aesthetic Component of 5 or below	0	111	N/A	0.0%	0.1%	0.1%
% of case starts with a reported IOTN of 3 and Aesthetic Component of 6 or above	0	111	N/A	1.1%	3.7%	4.0%
% of case starts with a reported IOTN of 4	95	111	85.6%	78.5%	78.7%	77.8%
% of case starts with a reported IOTN of 5	16	111	14.4%	19.8%	16.8%	16.7 %
% of concluded courses in receipt of dual-arch fixed appliances	60	63	95.2%	85.2%	77.1%	74.3%
% of concluded courses where treatment was abandoned or discontinued	1	63	1.6%	6.5%	7.4%	6.9%
% of patients satisfied with the treatment they have received	2	2	100.0%	94.9%	95.9%	95.7%

\* Figures in italics indicate that the base number is less than 100.

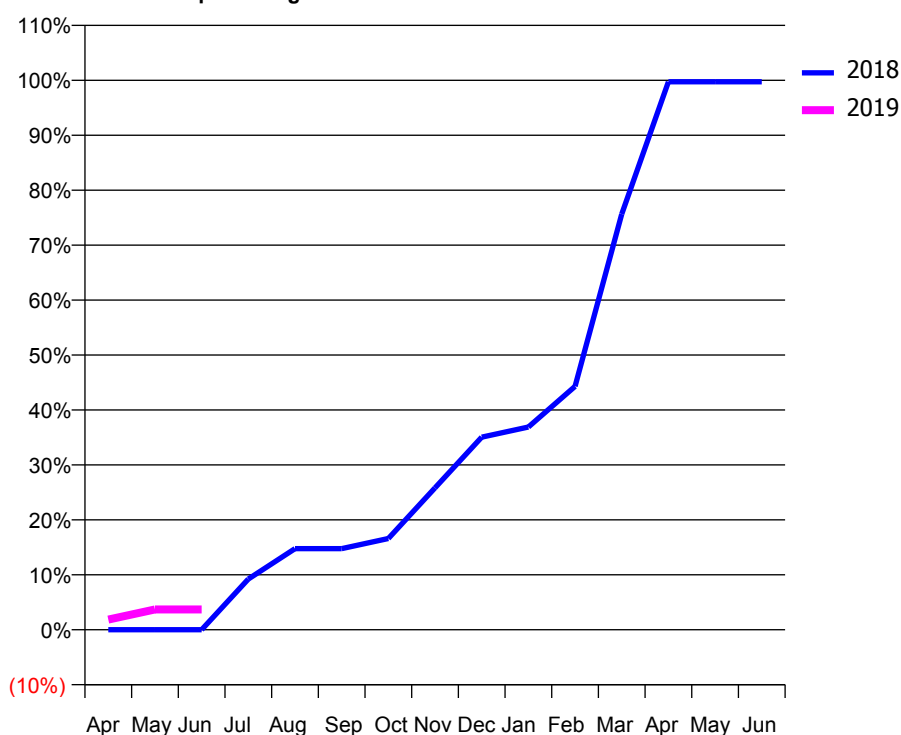
### Q52 - Vital Signs Orthodontic At a Glance Contract Report for 751952/0002 - June 2018

Name or company name	MR DF SCHUTH	18/19 Contracted general activity (UDA)	0
Contract type name	PDS Contract	Carry forward general activity (UDA)	0
Purpose of contract	Orthodontic	18/19 Contracted orthodontic activity (UOA)	1,138
Contract start date	01/04/2006	Carry forward orthodontic activity (UOA)	0
Contract end date	31/03/2019	Baseline contract value	£71,544.30

ACCESS	Contract	England and Wales
24 month ratio of assessments to patient IDs	1.00	1.09

ACTIVITY	Contract
Contract assess and fit appliances (case starts) as a percentage of Area Team case starts	0.8 %

Cumulative percentage of contracted UOA delivered 2018 & 2019



Month	Adjusted Scheduled Activity (UOA)		
	2017	2018	2019
April	23	0	21
May	44	0	42
June	128	0	42
July	128	105	
August	254	168	
September	297	168	
October	297	189	
November	402	294	
December	402	399	
January	675	420	
February	912	504	
March	1,059	861	
April	1,059	1,135	
May	1,059	1,135	
June	1,059	1,135	

#### QUANTITY METRICS (rolling 12 month period)

	Contract Quantity	Contract Base Number	Contract *	Area Team	Region	England
% of all assessments that were assess and fit appliances (case starts)	56	57	98.2%	52.6%	62.1%	60.4%
% of all assessments that were assess and refuse	1	57	1.8%	14.0%	11.2%	11.4%
% of all assessments that were assess and review	0	57	0.0%	33.3%	26.8%	28.3%
% of case starts with a reported IOTN of 3 and Aesthetic Component of 5 or below	0	56	N/A	0.0%	0.1%	0.1%
% of case starts with a reported IOTN of 3 and Aesthetic Component of 6 or above	0	56	N/A	1.1%	3.7%	4.0%
% of case starts with a reported IOTN of 4	42	56	75.0%	78.5%	78.7%	77.8%
% of case starts with a reported IOTN of 5	14	56	25.0%	19.8%	16.8%	16.7%
% of concluded courses in receipt of dual-arch fixed appliances	28	38	73.7%	85.2%	77.1%	74.3%
% of concluded courses where treatment was abandoned or discontinued	2	38	5.3%	6.5%	7.4%	6.9%
% of patients satisfied with the treatment they have received	1	2	50.0%	94.9%	95.9%	95.7%

\* Figures in italics indicate that the base number is less than 100.

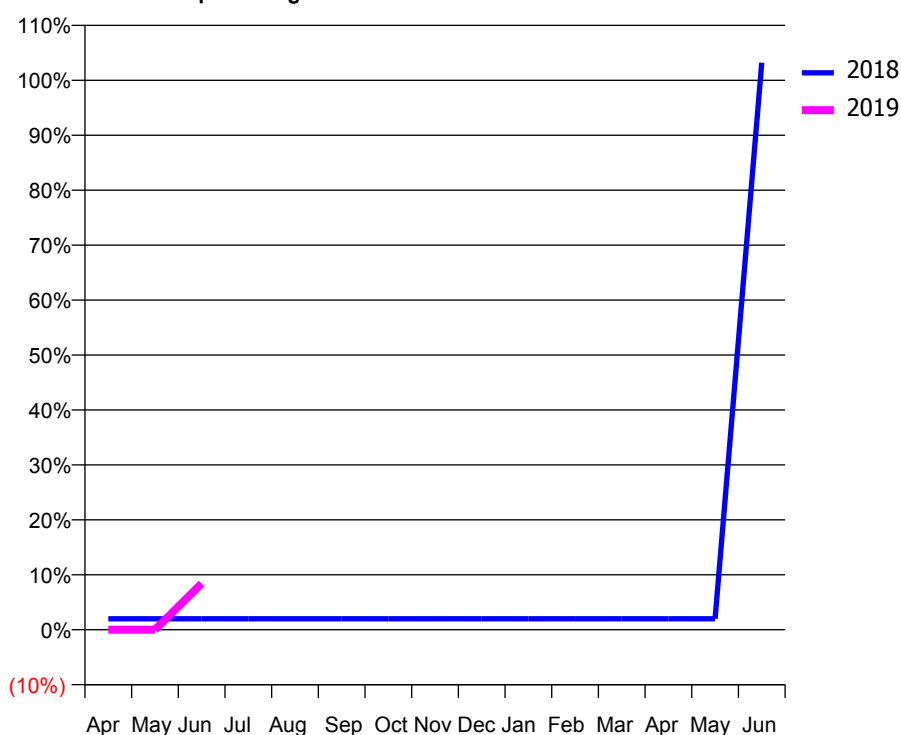
### Q52 - Vital Signs Orthodontic At a Glance Contract Report for 811459/0001 - June 2018

Name or company name	MR MA SILVESTER	18/19 Contracted general activity (UDA)	9,000
Contract type name	GDS Contract	Carry forward general activity (UDA)	0
Purpose of contract	General and Orthodontic	18/19 Contracted orthodontic activity (UOA)	250
Contract start date	01/04/2006	Carry forward orthodontic activity (UOA)	0
Contract end date		Baseline contract value	£292,075.07

ACCESS	Contract	England and Wales
24 month ratio of assessments to patient IDs	1.00	1.09

ACTIVITY	Contract
Contract assess and fit appliances (case starts) as a percentage of Area Team case starts	0.2 %

Cumulative percentage of contracted UOA delivered 2018 & 2019



Month	Adjusted Scheduled Activity (UOA)		
	2017	2018	2019
April	0	5	0
May	0	5	0
June	21	5	21
July	42	5	
August	84	5	
September	126	5	
October	149	5	
November	170	5	
December	170	5	
January	234	5	
February	234	5	
March	277	5	
April	277	5	
May	277	5	
June	277	258	

#### QUANTITY METRICS (rolling 12 month period)

	Contract Quantity	Contract Base Number	Contract *	Area Team	Region	England
% of all assessments that were assess and fit appliances (case starts)	13	15	86.7%	52.6%	62.1%	60.4%
% of all assessments that were assess and refuse	0	15	0.0%	14.0%	11.2%	11.4%
% of all assessments that were assess and review	2	15	13.3%	33.3%	26.8%	28.3%
% of case starts with a reported IOTN of 3 and Aesthetic Component of 5 or below	0	13	N/A	0.0%	0.1%	0.1%
% of case starts with a reported IOTN of 3 and Aesthetic Component of 6 or above	0	13	N/A	1.1%	3.7%	4.0%
% of case starts with a reported IOTN of 4	11	13	84.6%	78.5%	78.7%	77.8%
% of case starts with a reported IOTN of 5	2	13	15.4%	19.8%	16.8%	16.7%
% of concluded courses in receipt of dual-arch fixed appliances	10	11	90.9%	85.2%	77.1%	74.3%
% of concluded courses where treatment was abandoned or discontinued	0	11	0.0%	6.5%	7.4%	6.9%
% of patients satisfied with the treatment they have received	0	0	N/A	94.9%	95.9%	95.7%

\* Figures in italics indicate that the base number is less than 100.

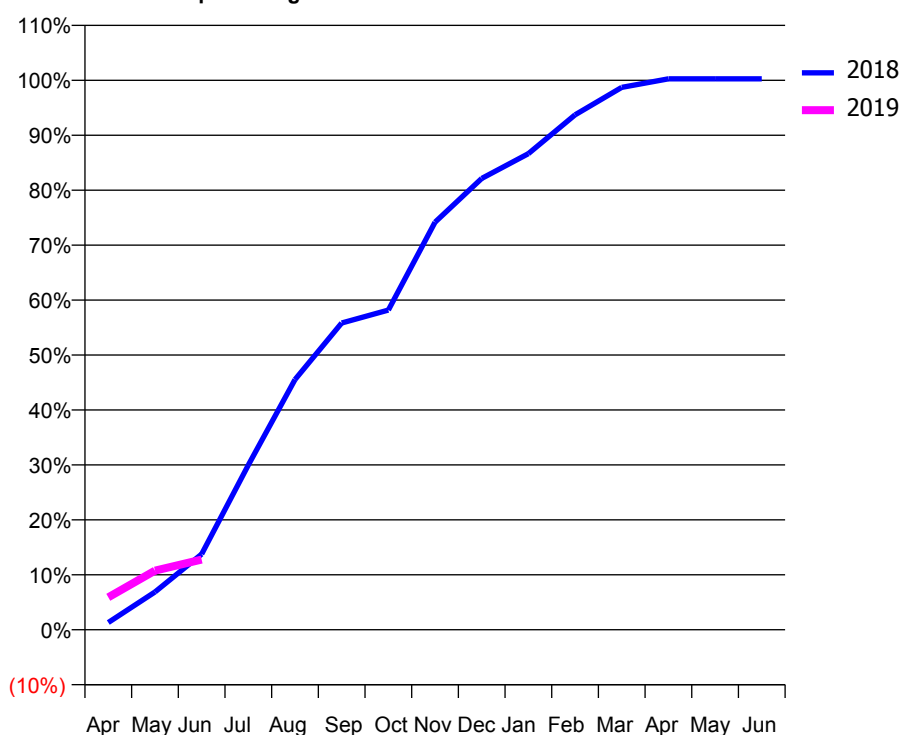
### Q53 - Vital Signs Orthodontic At a Glance Contract Report for 101281/0093 - June 2018

Name or company name	OASIS DENTAL CARE LTD	18/19 Contracted general activity (UDA)	0
Contract type name	PDS Contract	Carry forward general activity (UDA)	0
Purpose of contract	Orthodontic	18/19 Contracted orthodontic activity (UOA)	13,516
Contract start date	01/04/2006	Carry forward orthodontic activity (UOA)	0
Contract end date	31/03/2019	Baseline contract value	£909,723.96

ACCESS	Contract	England and Wales
24 month ratio of assessments to patient IDs	1.01	1.09

ACTIVITY	Contract
Contract assess and fit appliances (case starts) as a percentage of Area Team case starts	9.6 %

Cumulative percentage of contracted UOA delivered 2018 & 2019



Month	Adjusted Scheduled Activity (UOA)		
	2017	2018	2019
April	696	180	798
May	949	931	1,455
June	1,694	1,862	1,728
July	2,599	4,053	
August	4,183	6,156	
September	5,258	7,546	
October	6,106	7,863	
November	7,776	10,026	
December	8,937	11,100	
January	9,949	11,711	
February	11,083	12,664	
March	12,917	13,340	
April	13,526	13,551	
May	13,526	13,551	
June	13,526	13,551	

#### QUANTITY METRICS (rolling 12 month period)

	Contract Quantity	Contract Base Number	Contract *	Area Team	Region	England
% of all assessments that were assess and fit appliances (case starts)	638	676	94.4%	62.9%	57.8%	60.4%
% of all assessments that were assess and refuse	0	676	0.0%	8.8%	11.1%	11.4%
% of all assessments that were assess and review	38	676	5.6%	28.3%	31.1%	28.3%
% of case starts with a reported IOTN of 3 and Aesthetic Component of 5 or below	2	638	0.3%	0.1%	0.1%	0.1%
% of case starts with a reported IOTN of 3 and Aesthetic Component of 6 or above	68	638	10.7%	3.6%	4.0%	4.0%
% of case starts with a reported IOTN of 4	449	638	70.4%	70.3%	76.4%	77.8%
% of case starts with a reported IOTN of 5	119	638	18.7%	15.1%	17.5%	16.7 %
% of concluded courses in receipt of dual-arch fixed appliances	324	532	60.9%	68.0%	70.3%	74.3%
% of concluded courses where treatment was abandoned or discontinued	99	532	18.6%	7.4%	8.3%	6.9%
% of patients satisfied with the treatment they have received	20	22	90.9%	95.8%	96.1%	95.7%

\* Figures in italics indicate that the base number is less than 100.

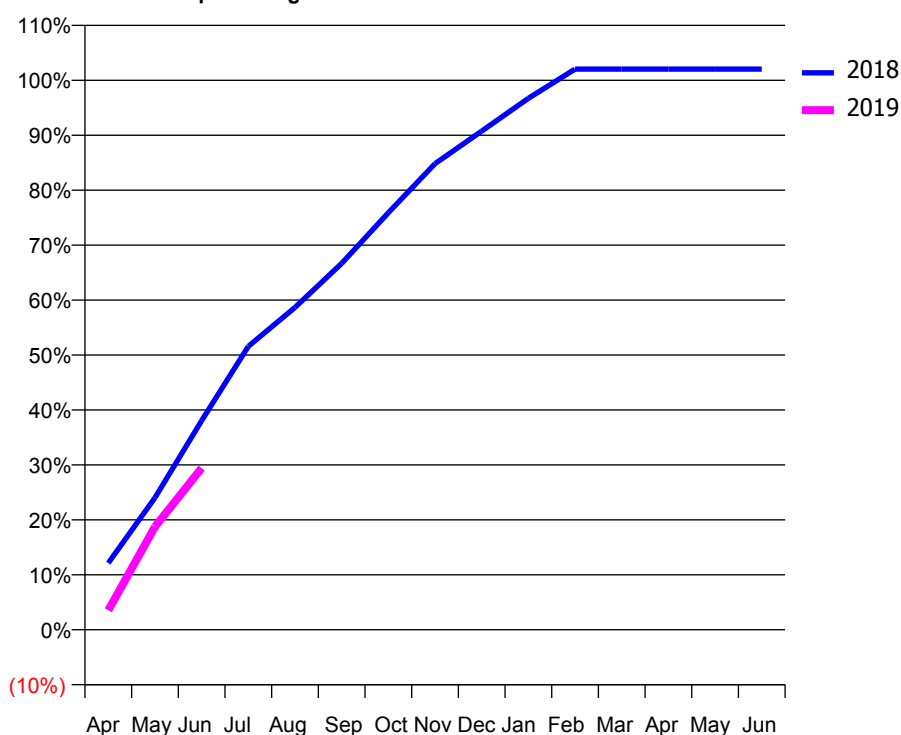
### Q53 - Vital Signs Orthodontic At a Glance Contract Report for 103926/0001 - June 2018

Name or company name	Aesthetic Dental Care Limited	18/19 Contracted general activity (UDA)	0
Contract type name	PDS Contract	Carry forward general activity (UDA)	0
Purpose of contract	Orthodontic	18/19 Contracted orthodontic activity (UOA)	12,066
Contract start date	01/03/2008	Carry forward orthodontic activity (UOA)	0
Contract end date	31/03/2019	Baseline contract value	£718,765.39

ACCESS	Contract	England and Wales
24 month ratio of assessments to patient IDs	1.14	1.09

ACTIVITY	Contract
Contract assess and fit appliances (case starts) as a percentage of Area Team case starts	7.9 %

Cumulative percentage of contracted UOA delivered 2018 & 2019



Month	Adjusted Scheduled Activity (UOA)		
	2017	2018	2019
April	281	1,465	429
May	516	2,901	2,261
June	950	4,594	3,550
July	1,902	6,224	
August	3,210	7,078	
September	4,511	8,046	
October	5,408	9,158	
November	7,804	10,235	
December	8,731	10,949	
January	9,942	11,671	
February	11,609	12,311	
March	12,440	12,311	
April	12,441	12,311	
May	12,441	12,311	
June	12,441	12,311	

#### QUANTITY METRICS (rolling 12 month period)

	Contract Quantity	Contract Base Number	Contract *	Area Team	Region	England
% of all assessments that were assess and fit appliances (case starts)	526	1,079	48.7%	62.9%	57.8%	60.4%
% of all assessments that were assess and refuse	40	1,079	3.7%	8.8%	11.1%	11.4%
% of all assessments that were assess and review	513	1,079	47.5%	28.3%	31.1%	28.3%
% of case starts with a reported IOTN of 3 and Aesthetic Component of 5 or below	4	526	0.8%	0.1%	0.1%	0.1%
% of case starts with a reported IOTN of 3 and Aesthetic Component of 6 or above	21	526	4.0%	3.6%	4.0%	4.0%
% of case starts with a reported IOTN of 4	413	526	78.5%	70.3%	76.4%	77.8%
% of case starts with a reported IOTN of 5	88	526	16.7%	15.1%	17.5%	16.7%
% of concluded courses in receipt of dual-arch fixed appliances	1	523	0.2%	68.0%	70.3%	74.3%
% of concluded courses where treatment was abandoned or discontinued	14	523	2.7%	7.4%	8.3%	6.9%
% of patients satisfied with the treatment they have received	22	24	91.7%	95.8%	96.1%	95.7%

\* Figures in italics indicate that the base number is less than 100.



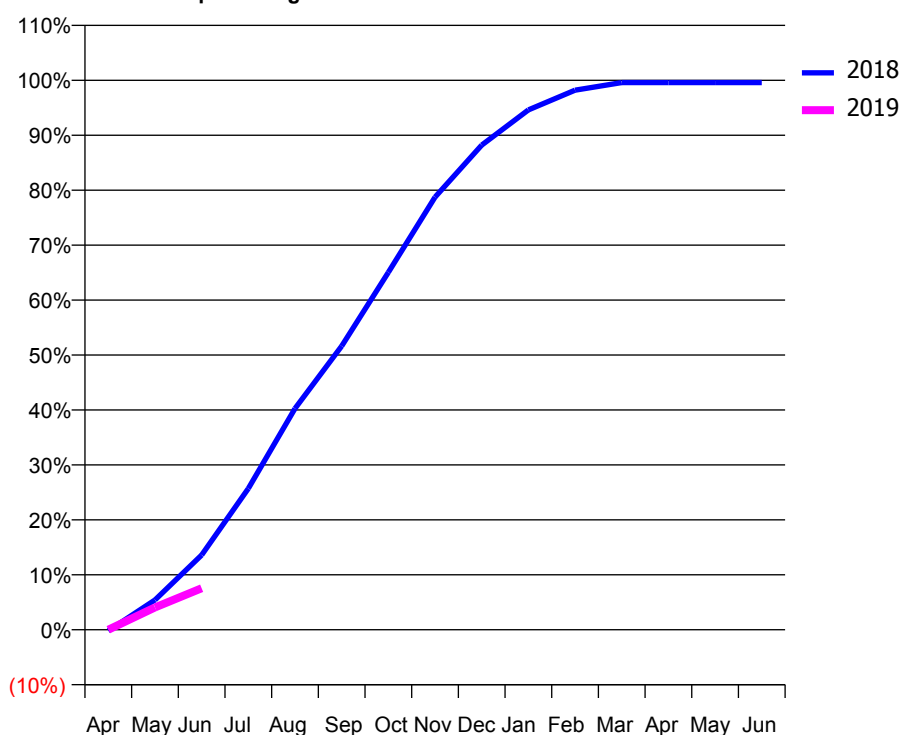
### Q53 - Vital Signs Orthodontic At a Glance Contract Report for 104337/0001 - June 2018

Name or company name	Pinnacle Orthodontics Ltd	18/19 Contracted general activity (UDA)	0
Contract type name	PDS Contract	Carry forward general activity (UDA)	0
Purpose of contract	Orthodontic	18/19 Contracted orthodontic activity (UOA)	7,582
Contract start date	01/03/2015	Carry forward orthodontic activity (UOA)	0
Contract end date	31/03/2019	Baseline contract value	£497,243.64

ACCESS	Contract	England and Wales
24 month ratio of assessments to patient IDs	1.00	1.09

ACTIVITY	Contract
Contract assess and fit appliances (case starts) as a percentage of Area Team case starts	5.1 %

Cumulative percentage of contracted UOA delivered 2018 & 2019



Month	Adjusted Scheduled Activity (UOA)		
	2017	2018	2019
April	34	-15	0
May	76	411	309
June	257	1,031	573
July	1,352	1,949	
August	2,681	3,053	
September	3,885	3,914	
October	5,132	4,932	
November	6,084	5,970	
December	6,408	6,687	
January	6,871	7,173	
February	7,312	7,446	
March	7,565	7,551	
April	7,565	7,551	
May	7,565	7,551	
June	7,565	7,551	

#### QUANTITY METRICS (rolling 12 month period)

	Contract Quantity	Contract Base Number	Contract *	Area Team	Region	England
% of all assessments that were assess and fit appliances (case starts)	337	429	78.6%	62.9%	57.8%	60.4%
% of all assessments that were assess and refuse	47	429	11.0%	8.8%	11.1%	11.4%
% of all assessments that were assess and review	45	429	10.5%	28.3%	31.1%	28.3%
% of case starts with a reported IOTN of 3 and Aesthetic Component of 5 or below	0	337	N/A	0.1%	0.1%	0.1%
% of case starts with a reported IOTN of 3 and Aesthetic Component of 6 or above	28	337	8.3%	3.6%	4.0%	4.0%
% of case starts with a reported IOTN of 4	273	337	81.0%	70.3%	76.4%	77.8%
% of case starts with a reported IOTN of 5	35	337	10.4%	15.1%	17.5%	16.7 %
% of concluded courses in receipt of dual-arch fixed appliances	270	317	85.2%	68.0%	70.3%	74.3%
% of concluded courses where treatment was abandoned or discontinued	23	317	7.3%	7.4%	8.3%	6.9%
% of patients satisfied with the treatment they have received	10	11	90.9%	95.8%	96.1%	95.7%

\* Figures in italics indicate that the base number is less than 100.

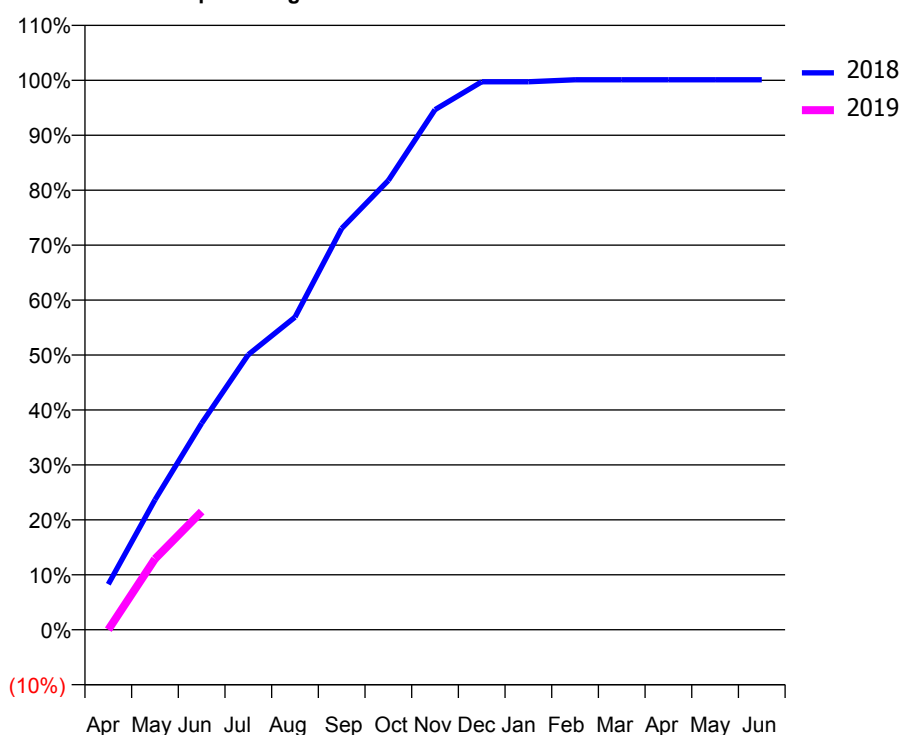
### Q53 - Vital Signs Orthodontic At a Glance Contract Report for 114960/0001 - June 2018

Name or company name	Stratford Orthodontics Limited	18/19 Contracted general activity (UDA)	0
Contract type name	PDS Contract	Carry forward general activity (UDA)	0
Purpose of contract	Orthodontic	18/19 Contracted orthodontic activity (UOA)	12,500
Contract start date	01/08/2014	Carry forward orthodontic activity (UOA)	0
Contract end date	31/03/2019	Baseline contract value	£819,852.78

ACCESS	Contract	England and Wales
24 month ratio of assessments to patient IDs	1.08	1.09

ACTIVITY	Contract
Contract assess and fit appliances (case starts) as a percentage of Area Team case starts	7.7 %

Cumulative percentage of contracted UOA delivered 2018 & 2019



Month	Adjusted Scheduled Activity (UOA)		
	2017	2018	2019
April	250	1,036	0
May	250	2,957	1,611
June	455	4,698	2,690
July	3,430	6,260	
August	5,647	7,111	
September	6,570	9,128	
October	8,530	10,221	
November	9,185	11,833	
December	11,230	12,467	
January	11,230	12,467	
February	11,892	12,512	
March	12,549	12,512	
April	12,809	12,512	
May	12,831	12,512	
June	13,196	12,512	

#### QUANTITY METRICS (rolling 12 month period)

	Contract Quantity	Contract Base Number	Contract *	Area Team	Region	England
% of all assessments that were assess and fit appliances (case starts)	515	583	88.3%	62.9%	57.8%	60.4%
% of all assessments that were assess and refuse	68	583	11.7%	8.8%	11.1%	11.4%
% of all assessments that were assess and review	0	583	0.0%	28.3%	31.1%	28.3%
% of case starts with a reported IOTN of 3 and Aesthetic Component of 5 or below	1	515	0.2%	0.1%	0.1%	0.1%
% of case starts with a reported IOTN of 3 and Aesthetic Component of 6 or above	11	515	2.1%	3.6%	4.0%	4.0%
% of case starts with a reported IOTN of 4	384	515	74.6%	70.3%	76.4%	77.8%
% of case starts with a reported IOTN of 5	119	515	23.1%	15.1%	17.5%	16.7 %
% of concluded courses in receipt of dual-arch fixed appliances	480	548	87.6%	68.0%	70.3%	74.3%
% of concluded courses where treatment was abandoned or discontinued	30	548	5.5%	7.4%	8.3%	6.9%
% of patients satisfied with the treatment they have received	20	21	95.2%	95.8%	96.1%	95.7%

\* Figures in italics indicate that the base number is less than 100.

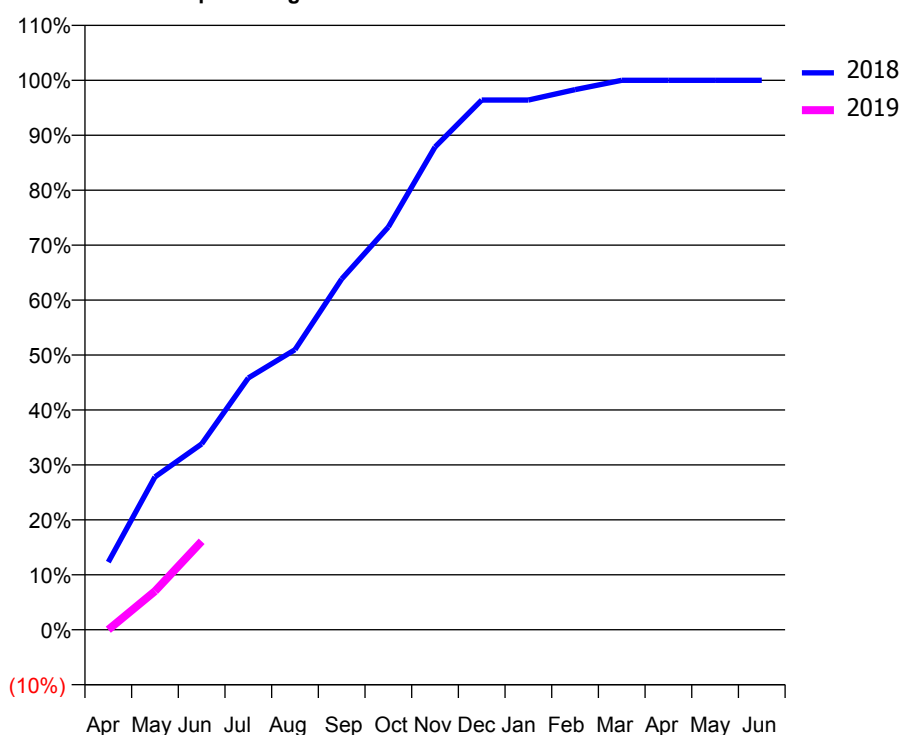
### Q53 - Vital Signs Orthodontic At a Glance Contract Report for 142034/0001 - June 2018

Name or company name	Evesham Orthodontics Limited	18/19 Contracted general activity (UDA)	0
Contract type name	PDS Contract	Carry forward general activity (UDA)	0
Purpose of contract	Orthodontic	18/19 Contracted orthodontic activity (UOA)	2,452
Contract start date	01/06/2015	Carry forward orthodontic activity (UOA)	0
Contract end date	31/03/2019	Baseline contract value	£151,776.67

ACCESS	Contract	England and Wales
24 month ratio of assessments to patient IDs	1.13	1.09

ACTIVITY	Contract
Contract assess and fit appliances (case starts) as a percentage of Area Team case starts	1.5 %

Cumulative percentage of contracted UOA delivered 2018 & 2019



Month	Adjusted Scheduled Activity (UOA)		
	2017	2018	2019
April	43	302	0
May	43	682	172
June	44	829	395
July	583	1,124	
August	1,115	1,250	
September	1,343	1,565	
October	1,731	1,797	
November	2,172	2,154	
December	2,172	2,364	
January	2,172	2,364	
February	2,471	2,410	
March	2,471	2,452	
April	2,513	2,452	
May	2,513	2,452	
June	2,513	2,452	

#### QUANTITY METRICS (rolling 12 month period)

	Contract Quantity	Contract Base Number	Contract *	Area Team	Region	England
% of all assessments that were assess and fit appliances (case starts)	99	106	93.4%	62.9%	57.8%	60.4%
% of all assessments that were assess and refuse	7	106	6.6%	8.8%	11.1%	11.4%
% of all assessments that were assess and review	0	106	0.0%	28.3%	31.1%	28.3%
% of case starts with a reported IOTN of 3 and Aesthetic Component of 5 or below	0	99	<i>N/A</i>	0.1%	0.1%	0.1%
% of case starts with a reported IOTN of 3 and Aesthetic Component of 6 or above	0	99	<i>N/A</i>	3.6%	4.0%	4.0%
% of case starts with a reported IOTN of 4	71	99	71.7%	70.3%	76.4%	77.8%
% of case starts with a reported IOTN of 5	28	99	28.3%	15.1%	17.5%	16.7 %
% of concluded courses in receipt of dual-arch fixed appliances	55	64	85.9%	68.0%	70.3%	74.3%
% of concluded courses where treatment was abandoned or discontinued	4	64	6.3%	7.4%	8.3%	6.9%
% of patients satisfied with the treatment they have received	1	1	100.0%	95.8%	96.1%	95.7%

\* Figures in italics indicate that the base number is less than 100.

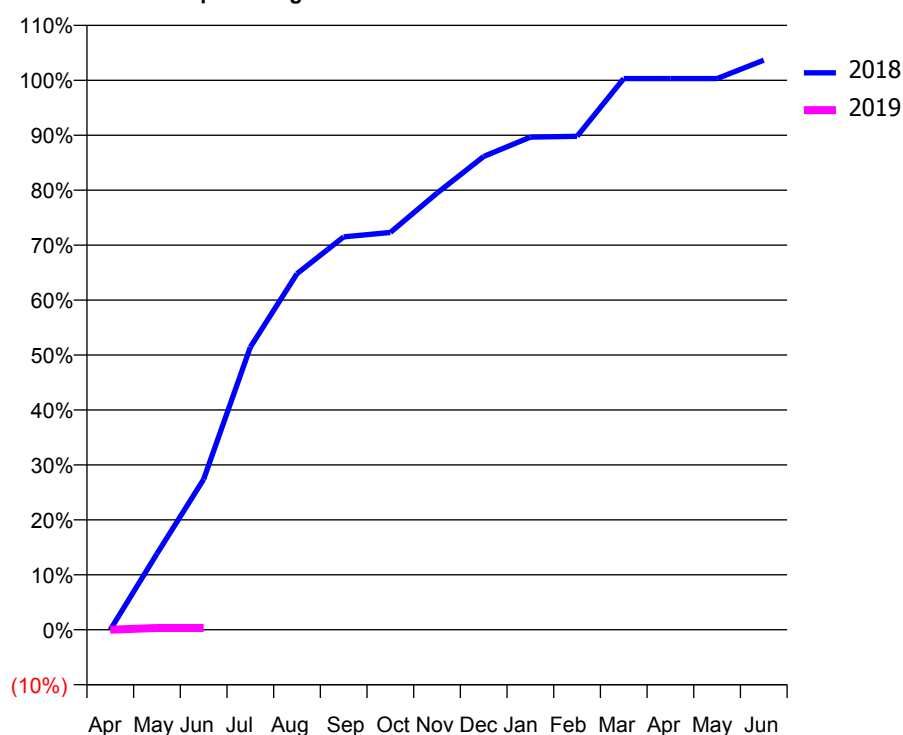
### Q53 - Vital Signs Orthodontic At a Glance Contract Report for 150312/0001 - June 2018

Name or company name	Dorset House Dental	18/19 Contracted general activity (UDA)	21,588
Contract type name	GDS Contract	Carry forward general activity (UDA)	0
Purpose of contract	General and Orthodontic	18/19 Contracted orthodontic activity (UOA)	628
Contract start date	01/04/2015	Carry forward orthodontic activity (UOA)	0
Contract end date		Baseline contract value	£697,556.96

ACCESS	Contract	England and Wales
24 month ratio of assessments to patient IDs	1.00	1.09

ACTIVITY	Contract
Contract assess and fit appliances (case starts) as a percentage of Area Team case starts	0.3 %

Cumulative percentage of contracted UOA delivered 2018 & 2019



Month	Adjusted Scheduled Activity (UOA)		
	2017	2018	2019
April	55	0	0
May	97	87	2
June	140	172	2
July	330	323	
August	435	407	
September	435	449	
October	459	454	
November	459	499	
December	527	541	
January	528	563	
February	528	564	
March	530	630	
April	551	630	
May	551	630	
June	551	651	

#### QUANTITY METRICS (rolling 12 month period)

	Contract Quantity	Contract Base Number	Contract *	Area Team	Region	England
% of all assessments that were assess and fit appliances (case starts)	23	42	54.8%	62.9%	57.8%	60.4%
% of all assessments that were assess and refuse	13	42	31.0%	8.8%	11.1%	11.4%
% of all assessments that were assess and review	6	42	14.3%	28.3%	31.1%	28.3%
% of case starts with a reported IOTN of 3 and Aesthetic Component of 5 or below	0	23	N/A	0.1%	0.1%	0.1%
% of case starts with a reported IOTN of 3 and Aesthetic Component of 6 or above	0	23	N/A	3.6%	4.0%	4.0%
% of case starts with a reported IOTN of 4	17	23	73.9%	70.3%	76.4%	77.8%
% of case starts with a reported IOTN of 5	6	23	26.1%	15.1%	17.5%	16.7 %
% of concluded courses in receipt of dual-arch fixed appliances	1	9	11.1%	68.0%	70.3%	74.3%
% of concluded courses where treatment was abandoned or discontinued	2	9	22.2%	7.4%	8.3%	6.9%
% of patients satisfied with the treatment they have received	0	0	N/A	95.8%	96.1%	95.7%

\* Figures in italics indicate that the base number is less than 100.

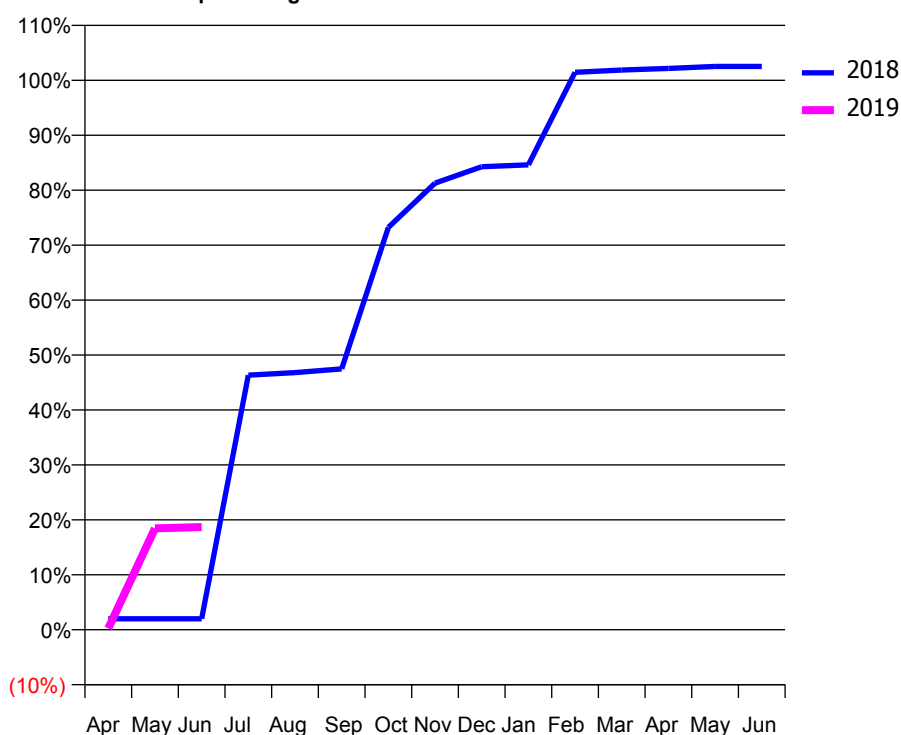
### Q53 - Vital Signs Orthodontic At a Glance Contract Report for 171212/0001 - June 2018

Name or company name	Castle Quay (Hereford) Limited	18/19 Contracted general activity (UDA)	0
Contract type name	PDS Contract	Carry forward general activity (UDA)	0
Purpose of contract	Orthodontic	18/19 Contracted orthodontic activity (UOA)	12,348
Contract start date	01/09/2012	Carry forward orthodontic activity (UOA)	0
Contract end date	31/03/2019	Baseline contract value	£821,788.42

ACCESS	Contract	England and Wales
24 month ratio of assessments to patient IDs	1.06	1.09

ACTIVITY	Contract
Contract assess and fit appliances (case starts) as a percentage of Area Team case starts	10.3 %

Cumulative percentage of contracted UOA delivered 2018 & 2019



Month	Adjusted Scheduled Activity (UOA)		
	2017	2018	2019
April	774	247	30
May	794	247	2,279
June	4,933	247	2,308
July	4,970	5,721	
August	5,000	5,778	
September	7,142	5,863	
October	10,385	9,041	
November	10,455	10,036	
December	12,288	10,405	
January	13,210	10,447	
February	13,270	12,528	
March	13,281	12,578	
April	13,291	12,615	
May	13,291	12,659	
June	13,291	12,659	

#### QUANTITY METRICS (rolling 12 month period)

	Contract Quantity	Contract Base Number	Contract *	Area Team	Region	England
% of all assessments that were assess and fit appliances (case starts)	684	1,247	54.9%	62.9%	57.8%	60.4%
% of all assessments that were assess and refuse	217	1,247	17.4%	8.8%	11.1%	11.4%
% of all assessments that were assess and review	346	1,247	27.7%	28.3%	31.1%	28.3%
% of case starts with a reported IOTN of 3 and Aesthetic Component of 5 or below	0	684	N/A	0.1%	0.1%	0.1%
% of case starts with a reported IOTN of 3 and Aesthetic Component of 6 or above	0	684	N/A	3.6%	4.0%	4.0%
% of case starts with a reported IOTN of 4	2	684	0.3%	70.3%	76.4%	77.8%
% of case starts with a reported IOTN of 5	1	684	0.1%	15.1%	17.5%	16.7%
% of concluded courses in receipt of dual-arch fixed appliances	624	716	87.2%	68.0%	70.3%	74.3%
% of concluded courses where treatment was abandoned or discontinued	70	716	9.8%	7.4%	8.3%	6.9%
% of patients satisfied with the treatment they have received	17	18	94.4%	95.8%	96.1%	95.7%

\* Figures in italics indicate that the base number is less than 100.

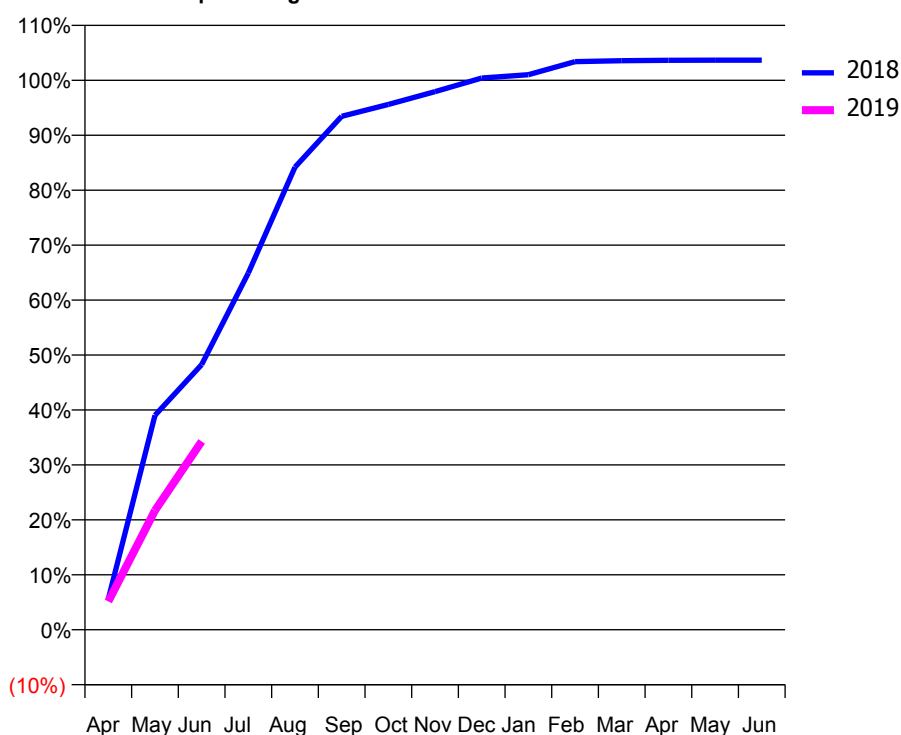
### Q53 - Vital Signs Orthodontic At a Glance Contract Report for 174416/0001 - June 2018

Name or company name	Trinity Gate Ltd.	18/19 Contracted general activity (UDA)	0
Contract type name	PDS Contract	Carry forward general activity (UDA)	0
Purpose of contract	Orthodontic	18/19 Contracted orthodontic activity (UOA)	4,097
Contract start date	01/06/2012	Carry forward orthodontic activity (UOA)	0
Contract end date	31/03/2019	Baseline contract value	£268,912.40

ACCESS	Contract	England and Wales
24 month ratio of assessments to patient IDs	1.09	1.09

ACTIVITY	Contract
Contract assess and fit appliances (case starts) as a percentage of Area Team case starts	2.6 %

Cumulative percentage of contracted UOA delivered 2018 & 2019



Month	Adjusted Scheduled Activity (UOA)		
	2017	2018	2019
April	83	229	211
May	343	1,599	889
June	2,287	1,977	1,404
July	3,419	2,660	
August	3,897	3,449	
September	4,068	3,828	
October	4,145	3,917	
November	4,166	4,012	
December	4,216	4,114	
January	4,228	4,138	
February	4,247	4,236	
March	4,248	4,243	
April	4,252	4,246	
May	4,254	4,247	
June	4,254	4,247	

#### QUANTITY METRICS (rolling 12 month period)

	Contract Quantity	Contract Base Number	Contract *	Area Team	Region	England
% of all assessments that were assess and fit appliances (case starts)	171	287	59.6%	62.9%	57.8%	60.4%
% of all assessments that were assess and refuse	59	287	20.6%	8.8%	11.1%	11.4%
% of all assessments that were assess and review	57	287	19.9%	28.3%	31.1%	28.3%
% of case starts with a reported IOTN of 3 and Aesthetic Component of 5 or below	0	171	N/A	0.1%	0.1%	0.1%
% of case starts with a reported IOTN of 3 and Aesthetic Component of 6 or above	1	171	0.6%	3.6%	4.0%	4.0%
% of case starts with a reported IOTN of 4	150	171	87.7%	70.3%	76.4%	77.8%
% of case starts with a reported IOTN of 5	17	171	9.9%	15.1%	17.5%	16.7 %
% of concluded courses in receipt of dual-arch fixed appliances	135	255	52.9%	68.0%	70.3%	74.3%
% of concluded courses where treatment was abandoned or discontinued	47	255	18.4%	7.4%	8.3%	6.9%
% of patients satisfied with the treatment they have received	8	8	100.0%	95.8%	96.1%	95.7%

\* Figures in italics indicate that the base number is less than 100.

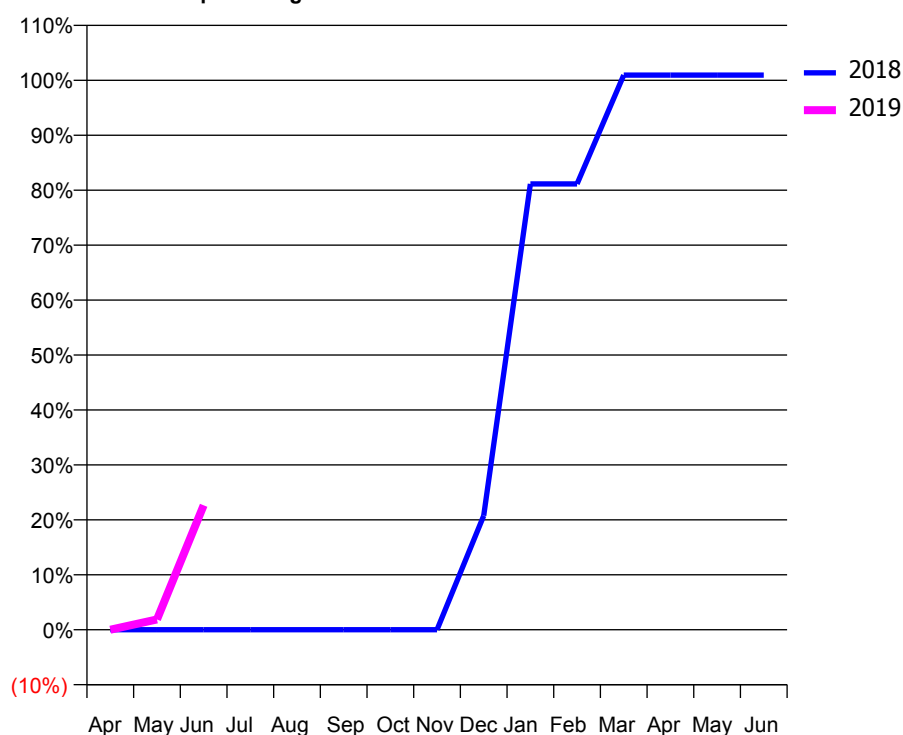
### Q53 - Vital Signs Orthodontic At a Glance Contract Report for 179531/0001 - June 2018

Name or company name	Mr & Mrs Parvis	18/19 Contracted general activity (UDA)	14,510
Contract type name	GDS Contract	Carry forward general activity (UDA)	0
Purpose of contract	General and Orthodontic	18/19 Contracted orthodontic activity (UOA)	106
Contract start date	01/07/2013	Carry forward orthodontic activity (UOA)	0
Contract end date		Baseline contract value	£365,767.35

ACCESS	Contract	England and Wales
24 month ratio of assessments to patient IDs	1.09	1.09

ACTIVITY	Contract
Contract assess and fit appliances (case starts) as a percentage of Area Team case starts	0.1 %

Cumulative percentage of contracted UOA delivered 2018 & 2019



Month	Adjusted Scheduled Activity (UOA)		
	2017	2018	2019
April	1	0	0
May	22	0	2
June	22	0	24
July	65	0	
August	88	0	
September	94	0	
October	94	0	
November	97	0	
December	102	22	
January	104	86	
February	105	86	
March	106	107	
April	106	107	
May	106	107	
June	106	107	

#### QUANTITY METRICS (rolling 12 month period)

	Contract Quantity	Contract Base Number	Contract *	Area Team	Region	England
% of all assessments that were assess and fit appliances (case starts)	6	11	54.5%	62.9%	57.8%	60.4%
% of all assessments that were assess and refuse	2	11	18.2%	8.8%	11.1%	11.4%
% of all assessments that were assess and review	3	11	27.3%	28.3%	31.1%	28.3%
% of case starts with a reported IOTN of 3 and Aesthetic Component of 5 or below	0	6	N/A	0.1%	0.1%	0.1%
% of case starts with a reported IOTN of 3 and Aesthetic Component of 6 or above	1	6	16.7%	3.6%	4.0%	4.0%
% of case starts with a reported IOTN of 4	4	6	66.7%	70.3%	76.4%	77.8%
% of case starts with a reported IOTN of 5	1	6	16.7%	15.1%	17.5%	16.7%
% of concluded courses in receipt of dual-arch fixed appliances	2	6	33.3%	68.0%	70.3%	74.3%
% of concluded courses where treatment was abandoned or discontinued	0	6	0.0%	7.4%	8.3%	6.9%
% of patients satisfied with the treatment they have received	0	0	N/A	95.8%	96.1%	95.7%

\* Figures in italics indicate that the base number is less than 100.

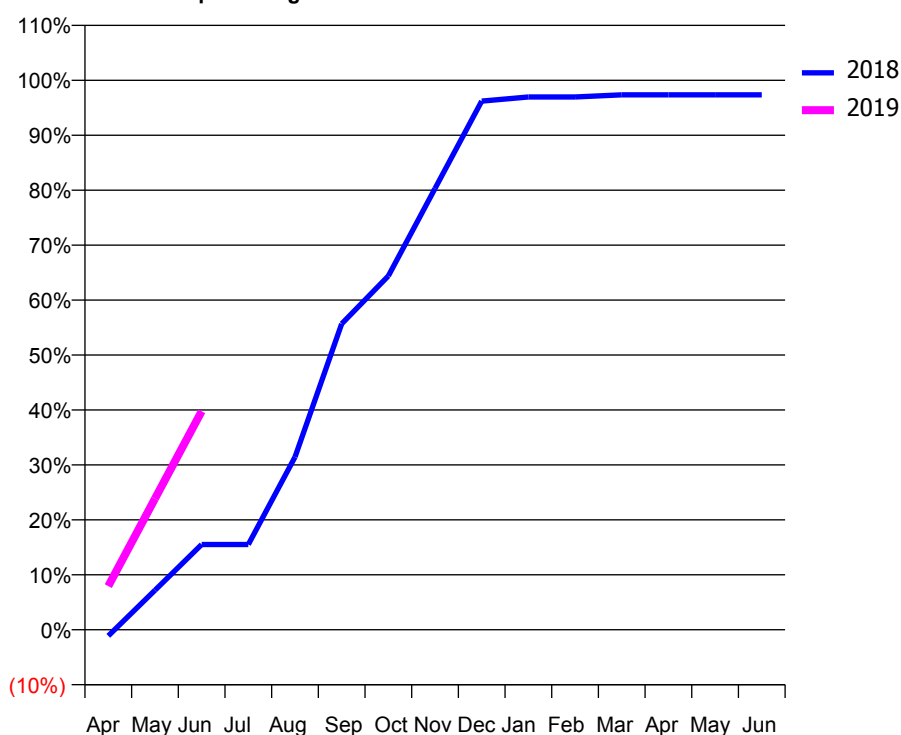
### Q53 - Vital Signs Orthodontic At a Glance Contract Report for 179531/0002 - June 2018

Name or company name	Mr & Mrs Parvis	18/19 Contracted general activity (UDA)	16,334
Contract type name	GDS Contract	Carry forward general activity (UDA)	0
Purpose of contract	General and Orthodontic	18/19 Contracted orthodontic activity (UOA)	264
Contract start date	01/07/2013	Carry forward orthodontic activity (UOA)	0
Contract end date		Baseline contract value	£433,199.60

ACCESS	Contract	England and Wales
24 month ratio of assessments to patient IDs	1.27	1.09

ACTIVITY	Contract
Contract assess and fit appliances (case starts) as a percentage of Area Team case starts	0.2 %

Cumulative percentage of contracted UOA delivered 2018 & 2019



Month	Adjusted Scheduled Activity (UOA)		
	2017	2018	2019
April	-2	-3	21
May	40	19	63
June	61	41	105
July	103	41	
August	124	83	
September	126	147	
October	126	170	
November	130	212	
December	225	254	
January	229	256	
February	258	256	
March	261	257	
April	261	257	
May	261	257	
June	261	257	

#### QUANTITY METRICS (rolling 12 month period)

	Contract Quantity	Contract Base Number	Contract *	Area Team	Region	England
% of all assessments that were assess and fit appliances (case starts)	15	21	71.4%	62.9%	57.8%	60.4%
% of all assessments that were assess and refuse	1	21	4.8%	8.8%	11.1%	11.4%
% of all assessments that were assess and review	5	21	23.8%	28.3%	31.1%	28.3%
% of case starts with a reported IOTN of 3 and Aesthetic Component of 5 or below	0	15	N/A	0.1%	0.1%	0.1%
% of case starts with a reported IOTN of 3 and Aesthetic Component of 6 or above	2	15	13.3%	3.6%	4.0%	4.0%
% of case starts with a reported IOTN of 4	11	15	73.3%	70.3%	76.4%	77.8%
% of case starts with a reported IOTN of 5	1	15	6.7%	15.1%	17.5%	16.7%
% of concluded courses in receipt of dual-arch fixed appliances	5	18	27.8%	68.0%	70.3%	74.3%
% of concluded courses where treatment was abandoned or discontinued	1	18	5.6%	7.4%	8.3%	6.9%
% of patients satisfied with the treatment they have received	0	0	N/A	95.8%	96.1%	95.7%

\* Figures in italics indicate that the base number is less than 100.



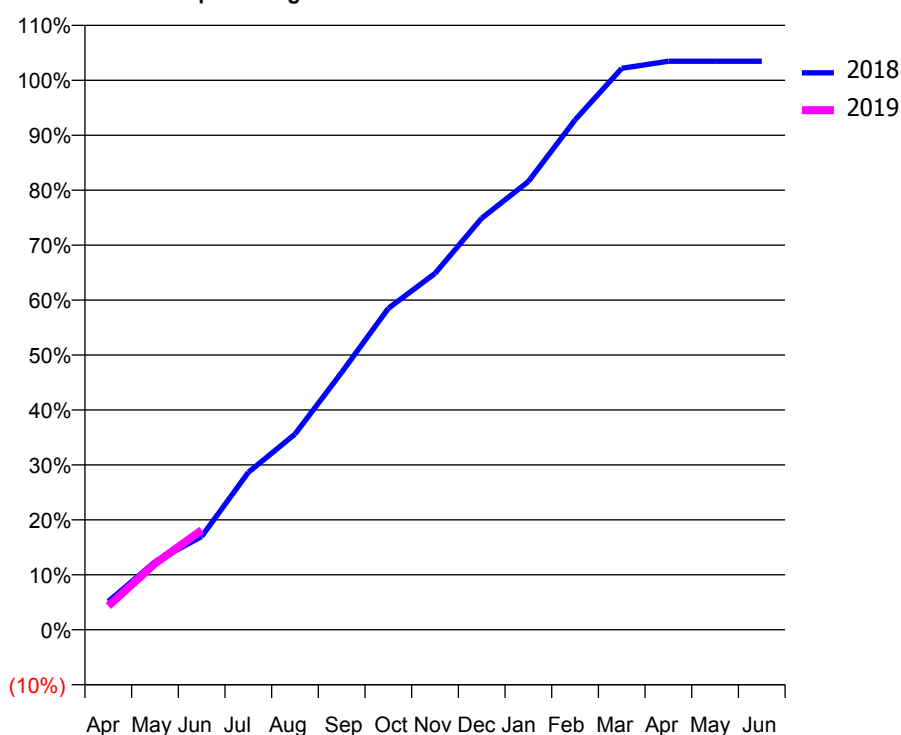
### Q53 - Vital Signs Orthodontic At a Glance Contract Report for 193143/0002 - June 2018

Name or company name	Orthodontics for you (Bromsgrove) Limited	18/19 Contracted general activity (UDA)	0
Contract type name	PDS Contract	Carry forward general activity (UDA)	0
Purpose of contract	Orthodontic	18/19 Contracted orthodontic activity (UOA)	6,467
Contract start date	01/06/2007	Carry forward orthodontic activity (UOA)	0
Contract end date	31/03/2019	Baseline contract value	£424,055.28

ACCESS	Contract	England and Wales
24 month ratio of assessments to patient IDs	1.18	1.09

ACTIVITY	Contract
Contract assess and fit appliances (case starts) as a percentage of Area Team case starts	4.6 %

Cumulative percentage of contracted UOA delivered 2018 & 2019



Month	Adjusted Scheduled Activity (UOA)		
	2017	2018	2019
April	520	334	280
May	927	800	779
June	1,322	1,098	1,173
July	1,867	1,853	
August	2,401	2,303	
September	2,962	3,030	
October	3,462	3,783	
November	4,240	4,194	
December	4,870	4,844	
January	5,477	5,275	
February	6,004	6,000	
March	6,586	6,608	
April	6,640	6,691	
May	6,640	6,691	
June	6,640	6,691	

#### QUANTITY METRICS (rolling 12 month period)

	Contract Quantity	Contract Base Number	Contract *	Area Team	Region	England
% of all assessments that were assess and fit appliances (case starts)	307	902	34.0%	62.9%	57.8%	60.4%
% of all assessments that were assess and refuse	122	902	13.5%	8.8%	11.1%	11.4%
% of all assessments that were assess and review	473	902	52.4%	28.3%	31.1%	28.3%
% of case starts with a reported IOTN of 3 and Aesthetic Component of 5 or below	0	307	N/A	0.1%	0.1%	0.1%
% of case starts with a reported IOTN of 3 and Aesthetic Component of 6 or above	16	307	5.2%	3.6%	4.0%	4.0%
% of case starts with a reported IOTN of 4	208	307	67.8%	70.3%	76.4%	77.8%
% of case starts with a reported IOTN of 5	67	307	21.8%	15.1%	17.5%	16.7 %
% of concluded courses in receipt of dual-arch fixed appliances	200	250	80.0%	68.0%	70.3%	74.3%
% of concluded courses where treatment was abandoned or discontinued	23	250	9.2%	7.4%	8.3%	6.9%
% of patients satisfied with the treatment they have received	7	7	100.0%	95.8%	96.1%	95.7%

\* Figures in italics indicate that the base number is less than 100.

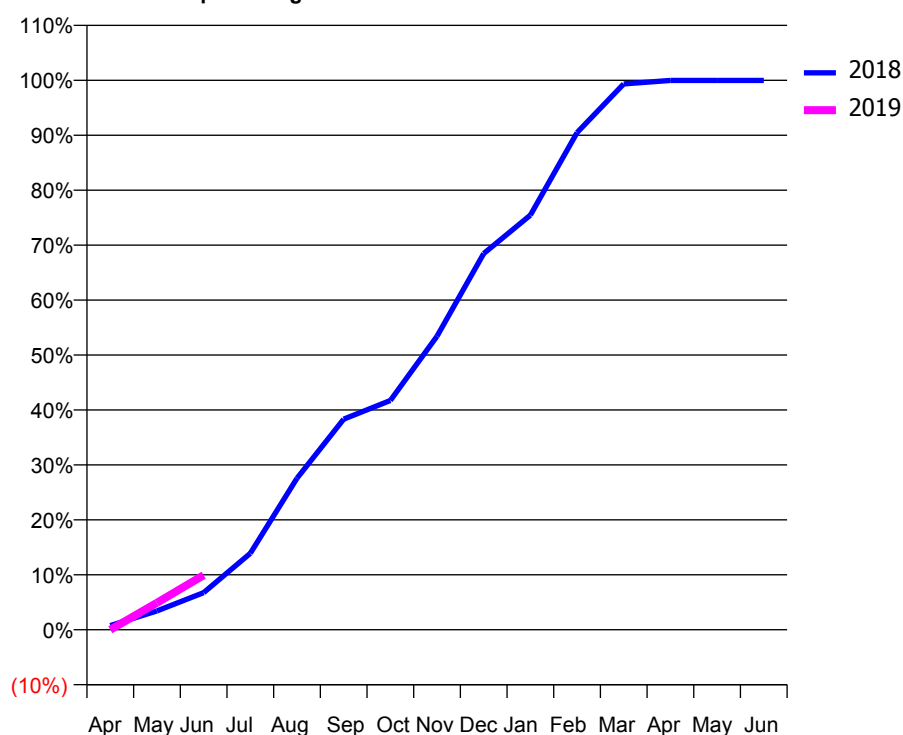
### Q53 - Vital Signs Orthodontic At a Glance Contract Report for 198641/0001 - June 2018

Name or company name	Pinnacle Orthodontics	18/19 Contracted general activity (UDA)	0
Contract type name	PDS Contract	Carry forward general activity (UDA)	0
Purpose of contract	Orthodontic	18/19 Contracted orthodontic activity (UOA)	16,512
Contract start date	01/10/2012	Carry forward orthodontic activity (UOA)	0
Contract end date	31/03/2019	Baseline contract value	£1,121,152.49

ACCESS	Contract	England and Wales
24 month ratio of assessments to patient IDs	1.03	1.09

ACTIVITY	Contract
Contract assess and fit appliances (case starts) as a percentage of Area Team case starts	11.8 %

Cumulative percentage of contracted UOA delivered 2018 & 2019



Month	Adjusted Scheduled Activity (UOA)		
	2017	2018	2019
April	188	127	0
May	691	568	810
June	1,165	1,114	1,641
July	2,283	2,299	
August	3,122	4,553	
September	4,836	6,329	
October	5,733	6,888	
November	7,892	8,822	
December	10,256	11,307	
January	11,644	12,459	
February	13,745	14,941	
March	15,976	16,403	
April	16,512	16,508	
May	16,512	16,508	
June	16,512	16,508	

#### QUANTITY METRICS (rolling 12 month period)

	Contract Quantity	Contract Base Number	Contract *	Area Team	Region	England
% of all assessments that were assess and fit appliances (case starts)	788	1,415	55.7%	62.9%	57.8%	60.4%
% of all assessments that were assess and refuse	74	1,415	5.2%	8.8%	11.1%	11.4%
% of all assessments that were assess and review	553	1,415	39.1%	28.3%	31.1%	28.3%
% of case starts with a reported IOTN of 3 and Aesthetic Component of 5 or below	0	788	N/A	0.1%	0.1%	0.1%
% of case starts with a reported IOTN of 3 and Aesthetic Component of 6 or above	39	788	4.9%	3.6%	4.0%	4.0%
% of case starts with a reported IOTN of 4	621	788	78.8%	70.3%	76.4%	77.8%
% of case starts with a reported IOTN of 5	127	788	16.1%	15.1%	17.5%	16.7%
% of concluded courses in receipt of dual-arch fixed appliances	468	526	89.0%	68.0%	70.3%	74.3%
% of concluded courses where treatment was abandoned or discontinued	32	526	6.1%	7.4%	8.3%	6.9%
% of patients satisfied with the treatment they have received	19	19	100.0%	95.8%	96.1%	95.7%

\* Figures in italics indicate that the base number is less than 100.

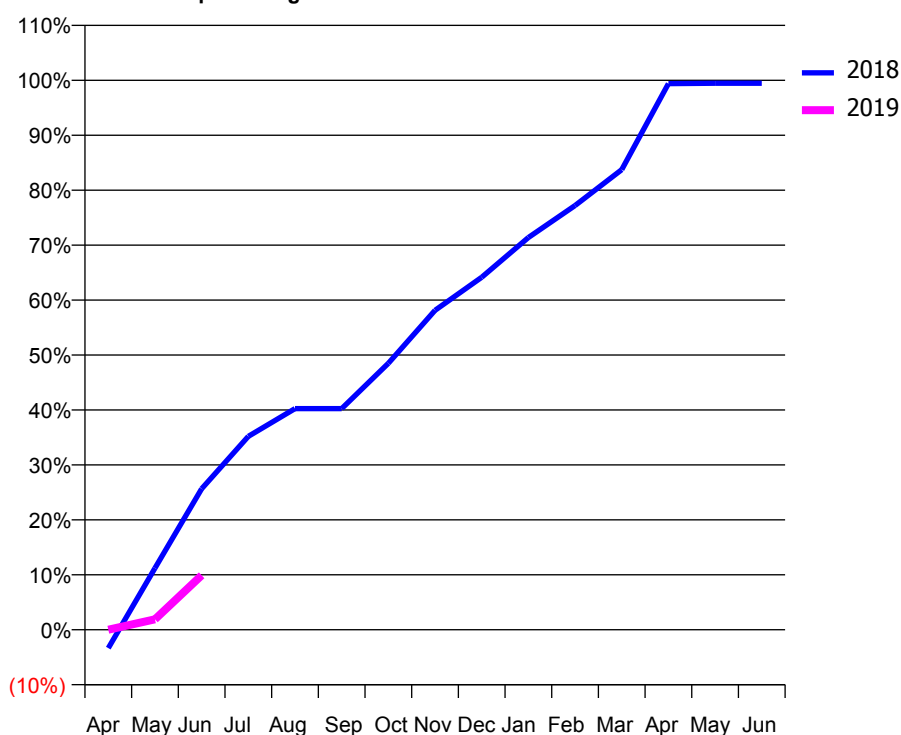
### Q53 - Vital Signs Orthodontic At a Glance Contract Report for 239984/0001 - June 2018

Name or company name	Old Square Orthodontics Limited	18/19 Contracted general activity (UDA)	0
Contract type name	PDS Contract	Carry forward general activity (UDA)	0
Purpose of contract	Orthodontic	18/19 Contracted orthodontic activity (UOA)	2,716
Contract start date	01/04/2006	Carry forward orthodontic activity (UOA)	0
Contract end date	31/03/2019	Baseline contract value	£178,140.54

ACCESS	Contract	England and Wales
24 month ratio of assessments to patient IDs	1.03	1.09

ACTIVITY	Contract
Contract assess and fit appliances (case starts) as a percentage of Area Team case starts	1.6 %

Cumulative percentage of contracted UOA delivered 2018 & 2019



Month	Adjusted Scheduled Activity (UOA)		
	2017	2018	2019
April	-33	-91	0
May	242	305	52
June	357	697	269
July	652	956	
August	839	1,093	
September	887	1,093	
October	1,166	1,317	
November	1,570	1,579	
December	1,860	1,742	
January	2,223	1,939	
February	2,609	2,097	
March	2,617	2,274	
April	2,625	2,699	
May	2,625	2,701	
June	2,625	2,701	

#### QUANTITY METRICS (rolling 12 month period)

	Contract Quantity	Contract Base Number	Contract *	Area Team	Region	England
% of all assessments that were assess and fit appliances (case starts)	106	204	52.0%	62.9%	57.8%	60.4%
% of all assessments that were assess and refuse	14	204	6.9%	8.8%	11.1%	11.4%
% of all assessments that were assess and review	84	204	41.2%	28.3%	31.1%	28.3%
% of case starts with a reported IOTN of 3 and Aesthetic Component of 5 or below	0	106	N/A	0.1%	0.1%	0.1%
% of case starts with a reported IOTN of 3 and Aesthetic Component of 6 or above	0	106	N/A	3.6%	4.0%	4.0%
% of case starts with a reported IOTN of 4	91	106	85.8%	70.3%	76.4%	77.8%
% of case starts with a reported IOTN of 5	13	106	12.3%	15.1%	17.5%	16.7 %
% of concluded courses in receipt of dual-arch fixed appliances	1	69	1.4%	68.0%	70.3%	74.3%
% of concluded courses where treatment was abandoned or discontinued	1	69	1.4%	7.4%	8.3%	6.9%
% of patients satisfied with the treatment they have received	5	5	100.0%	95.8%	96.1%	95.7%

\* Figures in italics indicate that the base number is less than 100.

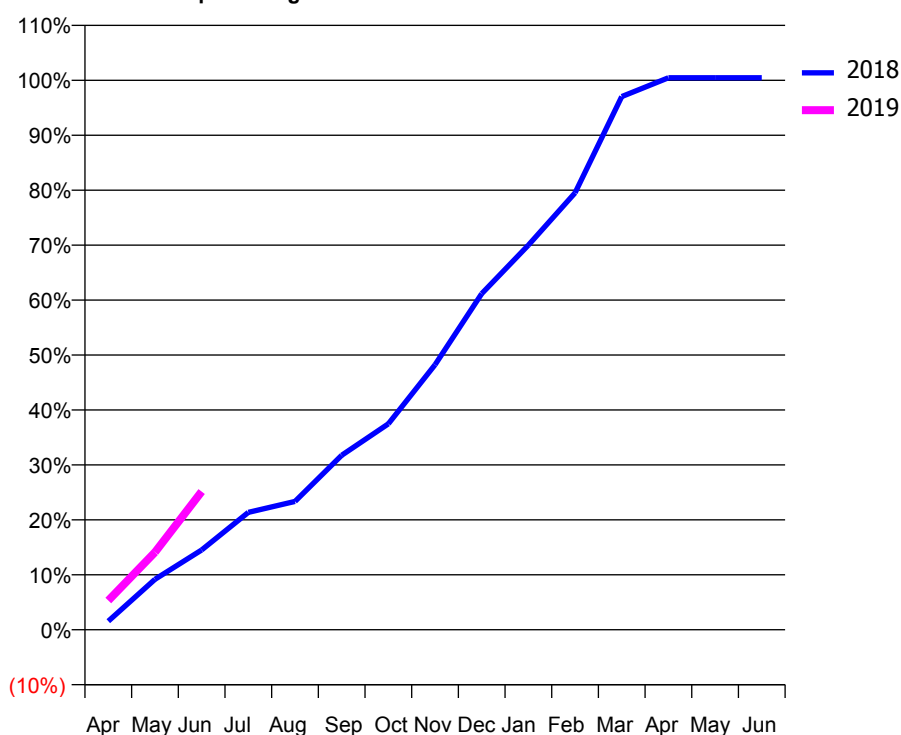
### Q53 - Vital Signs Orthodontic At a Glance Contract Report for 243868/0006 - June 2018

Name or company name	HOLYWELL HOUSE ORTHODONTICS LIMITED	18/19 Contracted general activity (UDA)	0
Contract type name	PDS Contract	Carry forward general activity (UDA)	0
Purpose of contract	Orthodontic	18/19 Contracted orthodontic activity (UOA)	5,516
Contract start date	01/04/2007	Carry forward orthodontic activity (UOA)	0
Contract end date	31/03/2019	Baseline contract value	£361,790.35

ACCESS	Contract	England and Wales
24 month ratio of assessments to patient IDs	1.01	1.09

ACTIVITY	Contract
Contract assess and fit appliances (case starts) as a percentage of Area Team case starts	4.4 %

Cumulative percentage of contracted UOA delivered 2018 & 2019



Month	Adjusted Scheduled Activity (UOA)		
	2017	2018	2019
April	109	87	294
May	785	507	779
June	1,478	801	1,388
July	2,215	1,179	
August	2,509	1,288	
September	2,994	1,751	
October	3,435	2,068	
November	3,729	2,660	
December	4,254	3,374	
January	4,426	3,861	
February	4,658	4,386	
March	5,204	5,352	
April	5,519	5,541	
May	5,519	5,541	
June	5,519	5,541	

#### QUANTITY METRICS (rolling 12 month period)

	Contract Quantity	Contract Base Number	Contract *	Area Team	Region	England
% of all assessments that were assess and fit appliances (case starts)	295	300	98.3%	62.9%	57.8%	60.4%
% of all assessments that were assess and refuse	0	300	0.0%	8.8%	11.1%	11.4%
% of all assessments that were assess and review	5	300	1.7%	28.3%	31.1%	28.3%
% of case starts with a reported IOTN of 3 and Aesthetic Component of 5 or below	0	295	N/A	0.1%	0.1%	0.1%
% of case starts with a reported IOTN of 3 and Aesthetic Component of 6 or above	1	295	0.3%	3.6%	4.0%	4.0%
% of case starts with a reported IOTN of 4	245	295	83.1%	70.3%	76.4%	77.8%
% of case starts with a reported IOTN of 5	48	295	16.3%	15.1%	17.5%	16.7 %
% of concluded courses in receipt of dual-arch fixed appliances	24	246	9.8%	68.0%	70.3%	74.3%
% of concluded courses where treatment was abandoned or discontinued	13	246	5.3%	7.4%	8.3%	6.9%
% of patients satisfied with the treatment they have received	3	4	75.0%	95.8%	96.1%	95.7%

\* Figures in italics indicate that the base number is less than 100.

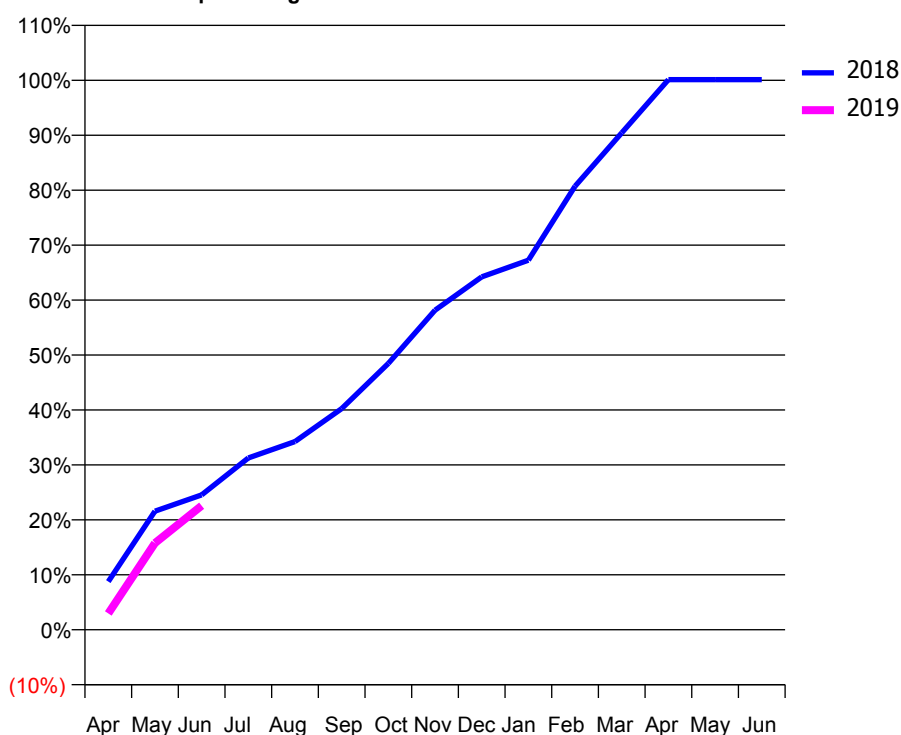
### Q53 - Vital Signs Orthodontic At a Glance Contract Report for 243868/0009 - June 2018

Name or company name	HOLYWELL HOUSE ORTHODONTICS LIMITED	18/19 Contracted general activity (UDA)	0
Contract type name	PDS Contract	Carry forward general activity (UDA)	0
Purpose of contract	Orthodontic	18/19 Contracted orthodontic activity (UOA)	2,818
Contract start date	01/10/2008	Carry forward orthodontic activity (UOA)	0
Contract end date	31/03/2019	Baseline contract value	£184,830.54

ACCESS	Contract	England and Wales
24 month ratio of assessments to patient IDs	1.00	1.09

ACTIVITY	Contract
Contract assess and fit appliances (case starts) as a percentage of Area Team case starts	2.0 %

Cumulative percentage of contracted UOA delivered 2018 & 2019



Month	Adjusted Scheduled Activity (UOA)		
	2017	2018	2019
April	204	247	84
May	523	608	445
June	523	692	636
July	951	881	
August	1,162	965	
September	1,313	1,134	
October	1,737	1,366	
November	2,053	1,639	
December	2,330	1,810	
January	2,505	1,895	
February	2,611	2,275	
March	2,996	2,548	
April	3,017	2,821	
May	3,017	2,821	
June	3,017	2,821	

#### QUANTITY METRICS (rolling 12 month period)

	Contract Quantity	Contract Base Number	Contract *	Area Team	Region	England
% of all assessments that were assess and fit appliances (case starts)	132	136	97.1%	62.9%	57.8%	60.4%
% of all assessments that were assess and refuse	0	136	0.0%	8.8%	11.1%	11.4%
% of all assessments that were assess and review	4	136	2.9%	28.3%	31.1%	28.3%
% of case starts with a reported IOTN of 3 and Aesthetic Component of 5 or below	0	132	N/A	0.1%	0.1%	0.1%
% of case starts with a reported IOTN of 3 and Aesthetic Component of 6 or above	0	132	N/A	3.6%	4.0%	4.0%
% of case starts with a reported IOTN of 4	96	132	72.7%	70.3%	76.4%	77.8%
% of case starts with a reported IOTN of 5	36	132	27.3%	15.1%	17.5%	16.7 %
% of concluded courses in receipt of dual-arch fixed appliances	4	141	2.8%	68.0%	70.3%	74.3%
% of concluded courses where treatment was abandoned or discontinued	8	141	5.7%	7.4%	8.3%	6.9%
% of patients satisfied with the treatment they have received	5	5	100.0%	95.8%	96.1%	95.7%

\* Figures in italics indicate that the base number is less than 100.

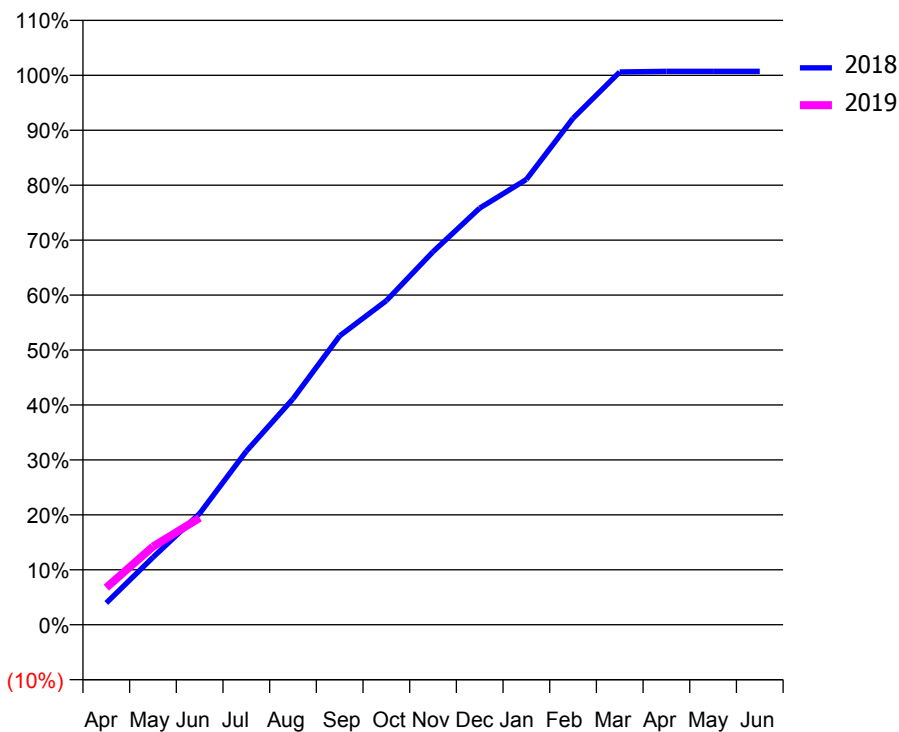
### Q53 - Vital Signs Orthodontic At a Glance Contract Report for 274895/0001 - June 2018

Name or company name	Accessible Orthodontics (AD) Ltd	18/19 Contracted general activity (UDA)	0
Contract type name	PDS Contract	Carry forward general activity (UDA)	0
Purpose of contract	Orthodontic	18/19 Contracted orthodontic activity (UOA)	17,407
Contract start date	01/04/2006	Carry forward orthodontic activity (UOA)	0
Contract end date	31/03/2019	Baseline contract value	£1,141,712.25

ACCESS	Contract	England and Wales
24 month ratio of assessments to patient IDs	1.06	1.09

ACTIVITY	Contract
Contract assess and fit appliances (case starts) as a percentage of Area Team case starts	12.2 %

Cumulative percentage of contracted UOA delivered 2018 & 2019



Month	Adjusted Scheduled Activity (UOA)		
	2017	2018	2019
April	336	690	1,176
May	1,662	2,135	2,478
June	2,600	3,523	3,387
July	4,716	5,498	
August	6,212	7,157	
September	7,265	9,152	
October	9,229	10,265	
November	11,165	11,819	
December	12,837	13,199	
January	13,710	14,108	
February	15,726	16,044	
March	17,406	17,512	
April	17,574	17,533	
May	17,574	17,533	
June	17,574	17,533	

#### QUANTITY METRICS (rolling 12 month period)

	Contract Quantity	Contract Base Number	Contract *	Area Team	Region	England
% of all assessments that were assess and fit appliances (case starts)	813	1,137	71.5%	62.9%	57.8%	60.4%
% of all assessments that were assess and refuse	0	1,137	0.0%	8.8%	11.1%	11.4%
% of all assessments that were assess and review	324	1,137	28.5%	28.3%	31.1%	28.3%
% of case starts with a reported IOTN of 3 and Aesthetic Component of 5 or below	0	813	N/A	0.1%	0.1%	0.1%
% of case starts with a reported IOTN of 3 and Aesthetic Component of 6 or above	40	813	4.9%	3.6%	4.0%	4.0%
% of case starts with a reported IOTN of 4	650	813	80.0%	70.3%	76.4%	77.8%
% of case starts with a reported IOTN of 5	123	813	15.1%	15.1%	17.5%	16.7 %
% of concluded courses in receipt of dual-arch fixed appliances	706	714	98.9%	68.0%	70.3%	74.3%
% of concluded courses where treatment was abandoned or discontinued	5	714	0.7%	7.4%	8.3%	6.9%
% of patients satisfied with the treatment they have received	20	20	100.0%	95.8%	96.1%	95.7%

\* Figures in italics indicate that the base number is less than 100.

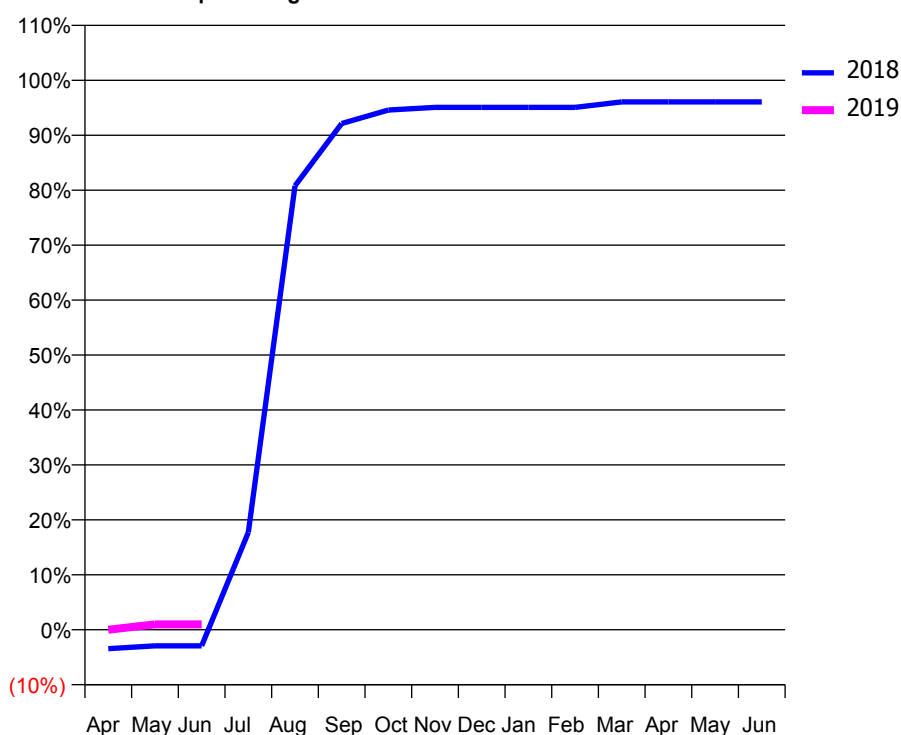
### Q53 - Vital Signs Orthodontic At a Glance Contract Report for 325708/0006 - June 2018

Name or company name	Balbir S Bhandal, Amrik S Bhandal & Baljit S Bhandal	18/19 Contracted general activity (UDA)	23,158
Contract type name	GDS Contract	Carry forward general activity (UDA)	0
Purpose of contract	General and Orthodontic	18/19 Contracted orthodontic activity (UOA)	203
Contract start date	01/04/2006	Carry forward orthodontic activity (UOA)	0
Contract end date		Baseline contract value	£555,416.65

ACCESS	Contract	England and Wales
24 month ratio of assessments to patient IDs	1.08	1.09

ACTIVITY	Contract
Contract assess and fit appliances (case starts) as a percentage of Area Team case starts	0.1 %

Cumulative percentage of contracted UOA delivered 2018 & 2019



Month	Adjusted Scheduled Activity (UOA)		
	2017	2018	2019
April	5	-7	0
May	110	-6	2
June	110	-6	2
July	174	36	
August	174	164	
September	174	187	
October	174	192	
November	174	193	
December	195	193	
January	195	193	
February	195	193	
March	196	195	
April	196	195	
May	196	195	
June	196	195	

#### QUANTITY METRICS (rolling 12 month period)

	Contract Quantity	Contract Base Number	Contract *	Area Team	Region	England
% of all assessments that were assess and fit appliances (case starts)	9	21	42.9%	62.9%	57.8%	60.4%
% of all assessments that were assess and refuse	4	21	19.0%	8.8%	11.1%	11.4%
% of all assessments that were assess and review	8	21	38.1%	28.3%	31.1%	28.3%
% of case starts with a reported IOTN of 3 and Aesthetic Component of 5 or below	0	9	<i>N/A</i>	0.1%	0.1%	0.1%
% of case starts with a reported IOTN of 3 and Aesthetic Component of 6 or above	0	9	<i>N/A</i>	3.6%	4.0%	4.0%
% of case starts with a reported IOTN of 4	8	9	88.9%	70.3%	76.4%	77.8%
% of case starts with a reported IOTN of 5	1	9	11.1%	15.1%	17.5%	16.7 %
% of concluded courses in receipt of dual-arch fixed appliances	6	10	60.0%	68.0%	70.3%	74.3%
% of concluded courses where treatment was abandoned or discontinued	4	10	40.0%	7.4%	8.3%	6.9%
% of patients satisfied with the treatment they have received	1	1	100.0%	95.8%	96.1%	95.7%

\* Figures in italics indicate that the base number is less than 100.

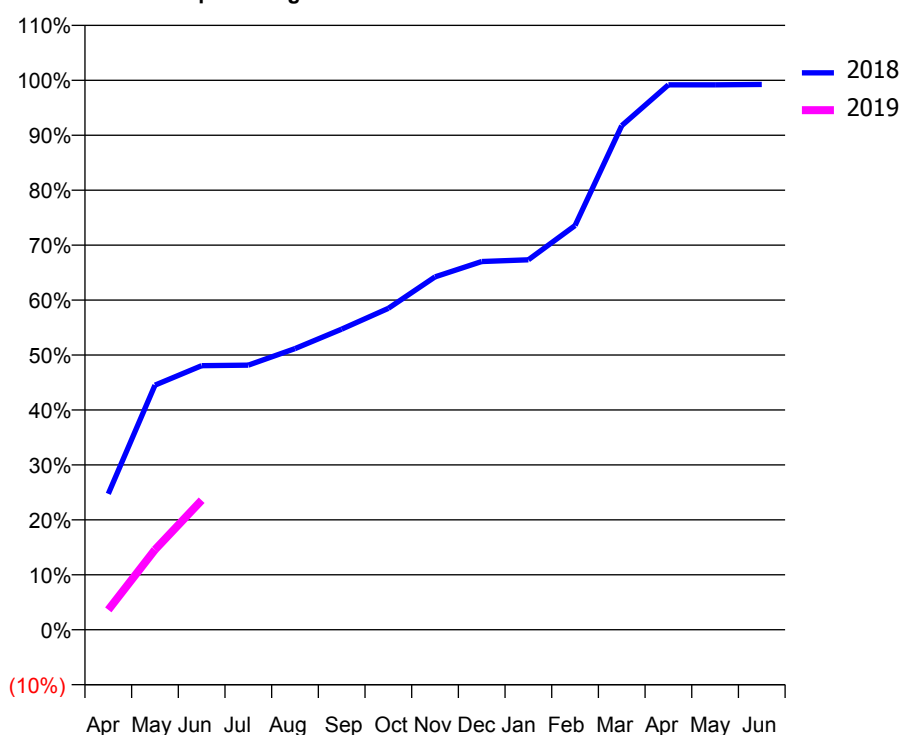
### Q53 - Vital Signs Orthodontic At a Glance Contract Report for 574422/0001 - June 2018

Name or company name	MR R OSMAN	18/19 Contracted general activity (UDA)	5,528
Contract type name	GDS Contract	Carry forward general activity (UDA)	0
Purpose of contract	General and Orthodontic	18/19 Contracted orthodontic activity (UOA)	1,188
Contract start date	01/04/2006	Carry forward orthodontic activity (UOA)	0
Contract end date		Baseline contract value	£208,225.75

ACCESS	Contract	England and Wales
24 month ratio of assessments to patient IDs	1.15	1.09

ACTIVITY	Contract
Contract assess and fit appliances (case starts) as a percentage of Area Team case starts	0.6 %

Cumulative percentage of contracted UOA delivered 2018 & 2019



Month	Adjusted Scheduled Activity (UOA)		
	2017	2018	2019
April	319	294	43
May	506	529	173
June	700	571	280
July	1,089	572	
August	1,155	608	
September	1,162	650	
October	1,164	695	
November	1,206	763	
December	1,206	796	
January	1,206	800	
February	1,206	874	
March	1,206	1,090	
April	1,207	1,178	
May	1,207	1,178	
June	1,207	1,179	

#### QUANTITY METRICS (rolling 12 month period)

	Contract Quantity	Contract Base Number	Contract *	Area Team	Region	England
% of all assessments that were assess and fit appliances (case starts)	40	112	35.7%	62.9%	57.8%	60.4%
% of all assessments that were assess and refuse	16	112	14.3%	8.8%	11.1%	11.4%
% of all assessments that were assess and review	56	112	50.0%	28.3%	31.1%	28.3%
% of case starts with a reported IOTN of 3 and Aesthetic Component of 5 or below	0	40	<i>N/A</i>	0.1%	0.1%	0.1%
% of case starts with a reported IOTN of 3 and Aesthetic Component of 6 or above	1	40	2.5%	3.6%	4.0%	4.0%
% of case starts with a reported IOTN of 4	39	40	97.5%	70.3%	76.4%	77.8%
% of case starts with a reported IOTN of 5	0	40	<i>N/A</i>	15.1%	17.5%	16.7 %
% of concluded courses in receipt of dual-arch fixed appliances	31	40	77.5%	68.0%	70.3%	74.3%
% of concluded courses where treatment was abandoned or discontinued	5	40	12.5%	7.4%	8.3%	6.9%
% of patients satisfied with the treatment they have received	0	0	<i>N/A</i>	95.8%	96.1%	95.7%

\* Figures in italics indicate that the base number is less than 100.



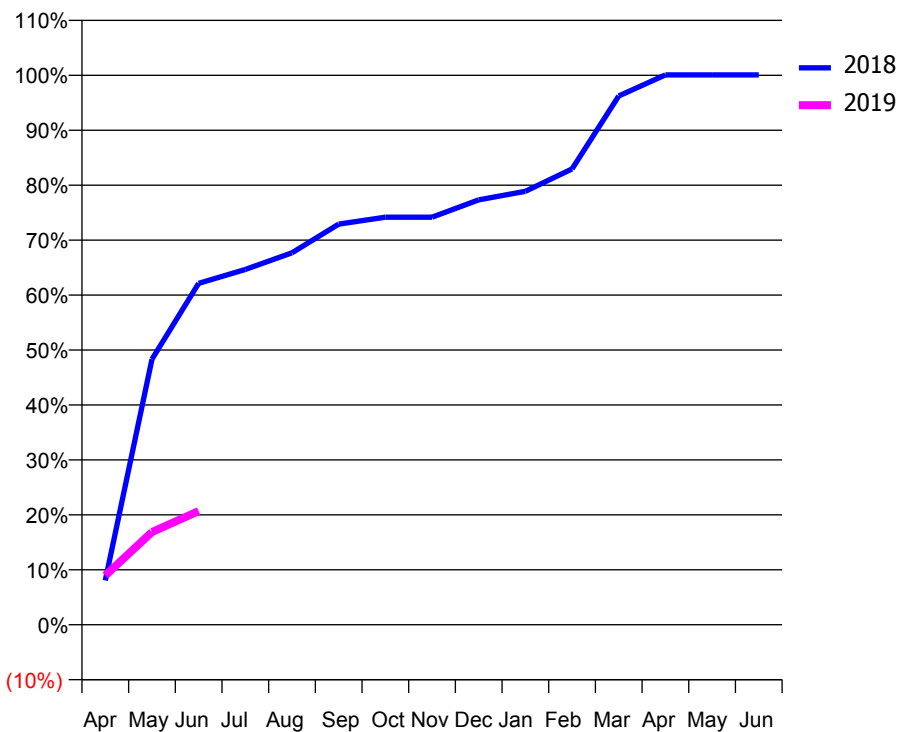
### Q53 - Vital Signs Orthodontic At a Glance Contract Report for 574422/0002 - June 2018

Name or company name	MR R OSMAN	18/19 Contracted general activity (UDA)	30,693
Contract type name	GDS Contract	Carry forward general activity (UDA)	0
Purpose of contract	General and Orthodontic	18/19 Contracted orthodontic activity (UOA)	1,672
Contract start date	01/04/2006	Carry forward orthodontic activity (UOA)	0
Contract end date		Baseline contract value	£898,178.07

ACCESS	Contract	England and Wales
24 month ratio of assessments to patient IDs	1.05	1.09

ACTIVITY	Contract
Contract assess and fit appliances (case starts) as a percentage of Area Team case starts	0.7 %

Cumulative percentage of contracted UOA delivered 2018 & 2019



Month	Adjusted Scheduled Activity (UOA)		
	2017	2018	2019
April	353	135	150
May	990	808	282
June	1,095	1,039	346
July	1,856	1,081	
August	1,898	1,132	
September	1,920	1,219	
October	1,920	1,240	
November	1,920	1,240	
December	1,920	1,293	
January	1,920	1,319	
February	1,920	1,387	
March	1,920	1,609	
April	1,920	1,673	
May	1,920	1,673	
June	1,921	1,673	

#### QUANTITY METRICS (rolling 12 month period)

	Contract Quantity	Contract Base Number	Contract *	Area Team	Region	England
% of all assessments that were assess and fit appliances (case starts)	48	139	34.5%	62.9%	57.8%	60.4%
% of all assessments that were assess and refuse	27	139	19.4%	8.8%	11.1%	11.4%
% of all assessments that were assess and review	64	139	46.0%	28.3%	31.1%	28.3%
% of case starts with a reported IOTN of 3 and Aesthetic Component of 5 or below	0	48	<i>N/A</i>	0.1%	0.1%	0.1%
% of case starts with a reported IOTN of 3 and Aesthetic Component of 6 or above	0	48	<i>N/A</i>	3.6%	4.0%	4.0%
% of case starts with a reported IOTN of 4	39	48	81.3%	70.3%	76.4%	77.8%
% of case starts with a reported IOTN of 5	6	48	12.5%	15.1%	17.5%	16.7 %
% of concluded courses in receipt of dual-arch fixed appliances	44	65	67.7%	68.0%	70.3%	74.3%
% of concluded courses where treatment was abandoned or discontinued	15	65	23.1%	7.4%	8.3%	6.9%
% of patients satisfied with the treatment they have received	1	1	100.0%	95.8%	96.1%	95.7%

\* Figures in italics indicate that the base number is less than 100.

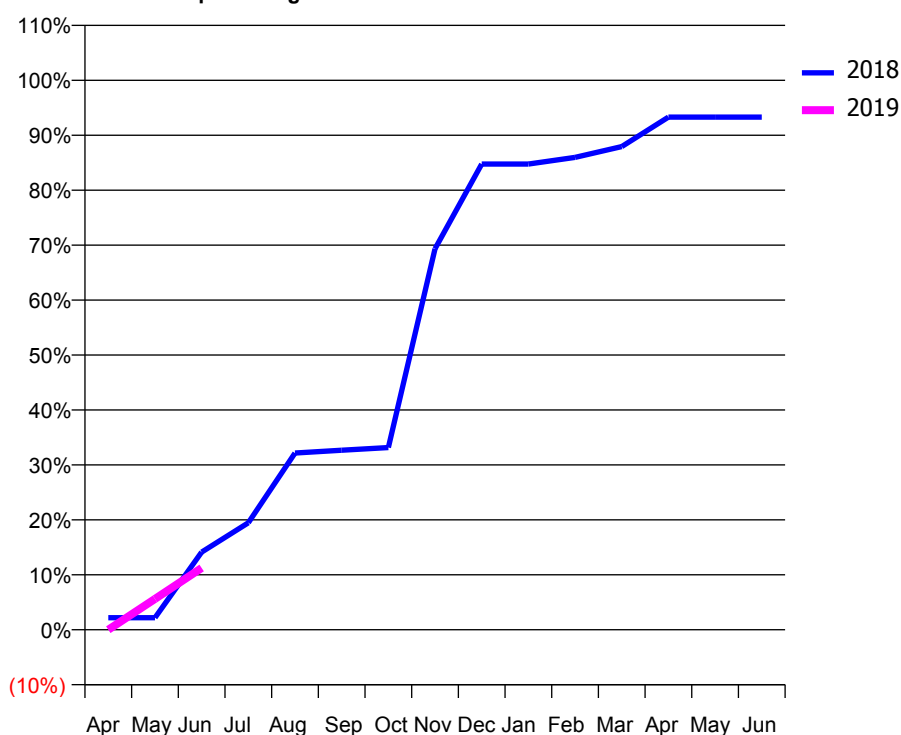
### Q53 - Vital Signs Orthodontic At a Glance Contract Report for 619744/0006 - June 2018

Name or company name	MR AM WILLIAMS	18/19 Contracted general activity (UDA)	7,452
Contract type name	GDS Contract	Carry forward general activity (UDA)	0
Purpose of contract	General and Orthodontic	18/19 Contracted orthodontic activity (UOA)	409
Contract start date	02/07/2012	Carry forward orthodontic activity (UOA)	0
Contract end date		Baseline contract value	£180,651.20

ACCESS	Contract	England and Wales
24 month ratio of assessments to patient IDs	1.13	1.09

ACTIVITY	Contract
Contract assess and fit appliances (case starts) as a percentage of Area Team case starts	0.3 %

Cumulative percentage of contracted UOA delivered 2018 & 2019



Month	Adjusted Scheduled Activity (UOA)		
	2017	2018	2019
April	0	9	0
May	1	9	23
June	113	58	46
July	177	80	
August	200	132	
September	200	134	
October	268	136	
November	376	284	
December	377	347	
January	427	347	
February	427	352	
March	430	360	
April	430	382	
May	430	382	
June	430	382	

#### QUANTITY METRICS (rolling 12 month period)

	Contract Quantity	Contract Base Number	Contract *	Area Team	Region	England
% of all assessments that were assess and fit appliances (case starts)	17	46	37.0%	62.9%	57.8%	60.4%
% of all assessments that were assess and refuse	4	46	8.7%	8.8%	11.1%	11.4%
% of all assessments that were assess and review	25	46	54.3%	28.3%	31.1%	28.3%
% of case starts with a reported IOTN of 3 and Aesthetic Component of 5 or below	0	17	<i>N/A</i>	0.1%	0.1%	0.1%
% of case starts with a reported IOTN of 3 and Aesthetic Component of 6 or above	1	17	5.9%	3.6%	4.0%	4.0%
% of case starts with a reported IOTN of 4	15	17	88.2%	70.3%	76.4%	77.8%
% of case starts with a reported IOTN of 5	1	17	5.9%	15.1%	17.5%	16.7 %
% of concluded courses in receipt of dual-arch fixed appliances	7	7	100.0%	68.0%	70.3%	74.3%
% of concluded courses where treatment was abandoned or discontinued	0	7	0.0%	7.4%	8.3%	6.9%
% of patients satisfied with the treatment they have received	1	1	100.0%	95.8%	96.1%	95.7%

\* Figures in italics indicate that the base number is less than 100.

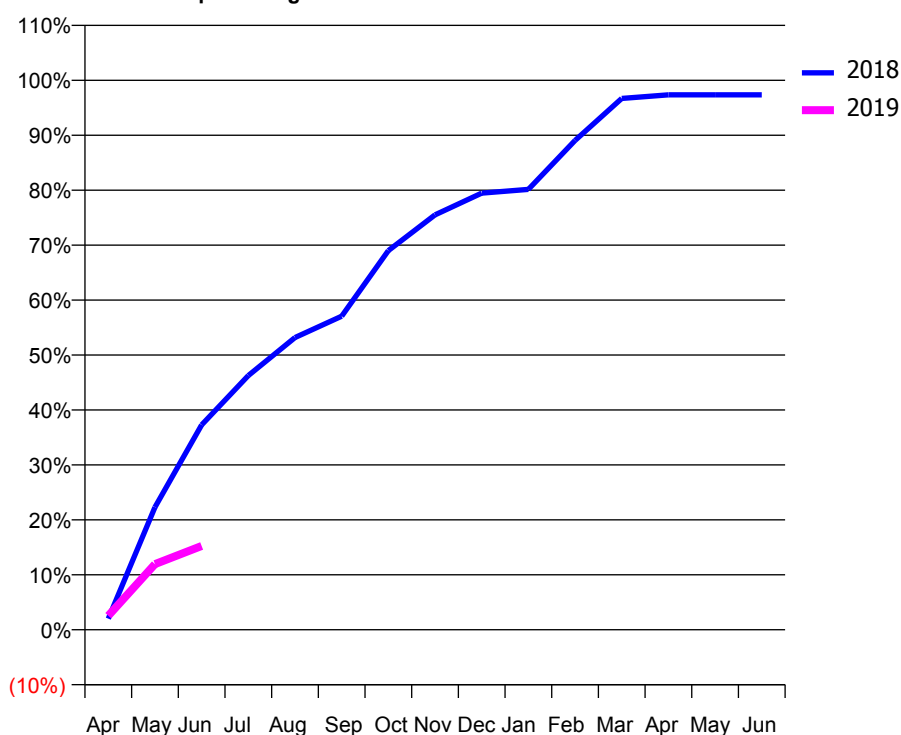
### Q53 - Vital Signs Orthodontic At a Glance Contract Report for 732052/0003 - June 2018

Name or company name	Balbir S Bhandal, Amrik S Bhandal & Baljit S Bhandal	18/19 Contracted general activity (UDA)	100,734
Contract type name	GDS Contract	Carry forward general activity (UDA)	0
Purpose of contract	General and Orthodontic	18/19 Contracted orthodontic activity (UOA)	3,423
Contract start date	01/04/2006	Carry forward orthodontic activity (UOA)	0
Contract end date		Baseline contract value	£2,949,536.28

ACCESS	Contract	England and Wales
24 month ratio of assessments to patient IDs	1.08	1.09

ACTIVITY	Contract
Contract assess and fit appliances (case starts) as a percentage of Area Team case starts	1.8 %

Cumulative percentage of contracted UOA delivered 2018 & 2019



Month	Adjusted Scheduled Activity (UOA)		
	2017	2018	2019
April	311	69	88
May	1,015	764	409
June	1,494	1,276	522
July	1,854	1,584	
August	2,238	1,820	
September	2,530	1,953	
October	2,975	2,362	
November	3,260	2,585	
December	3,455	2,720	
January	3,483	2,743	
February	3,528	3,048	
March	3,533	3,310	
April	3,540	3,332	
May	3,540	3,332	
June	3,541	3,332	

#### QUANTITY METRICS (rolling 12 month period)

	Contract Quantity	Contract Base Number	Contract *	Area Team	Region	England
% of all assessments that were assess and fit appliances (case starts)	118	200	59.0%	62.9%	57.8%	60.4%
% of all assessments that were assess and refuse	18	200	9.0%	8.8%	11.1%	11.4%
% of all assessments that were assess and review	64	200	32.0%	28.3%	31.1%	28.3%
% of case starts with a reported IOTN of 3 and Aesthetic Component of 5 or below	0	118	N/A	0.1%	0.1%	0.1%
% of case starts with a reported IOTN of 3 and Aesthetic Component of 6 or above	6	118	5.1%	3.6%	4.0%	4.0%
% of case starts with a reported IOTN of 4	93	118	78.8%	70.3%	76.4%	77.8%
% of case starts with a reported IOTN of 5	19	118	16.1%	15.1%	17.5%	16.7 %
% of concluded courses in receipt of dual-arch fixed appliances	108	137	78.8%	68.0%	70.3%	74.3%
% of concluded courses where treatment was abandoned or discontinued	24	137	17.5%	7.4%	8.3%	6.9%
% of patients satisfied with the treatment they have received	5	5	100.0%	95.8%	96.1%	95.7%

\* Figures in italics indicate that the base number is less than 100.

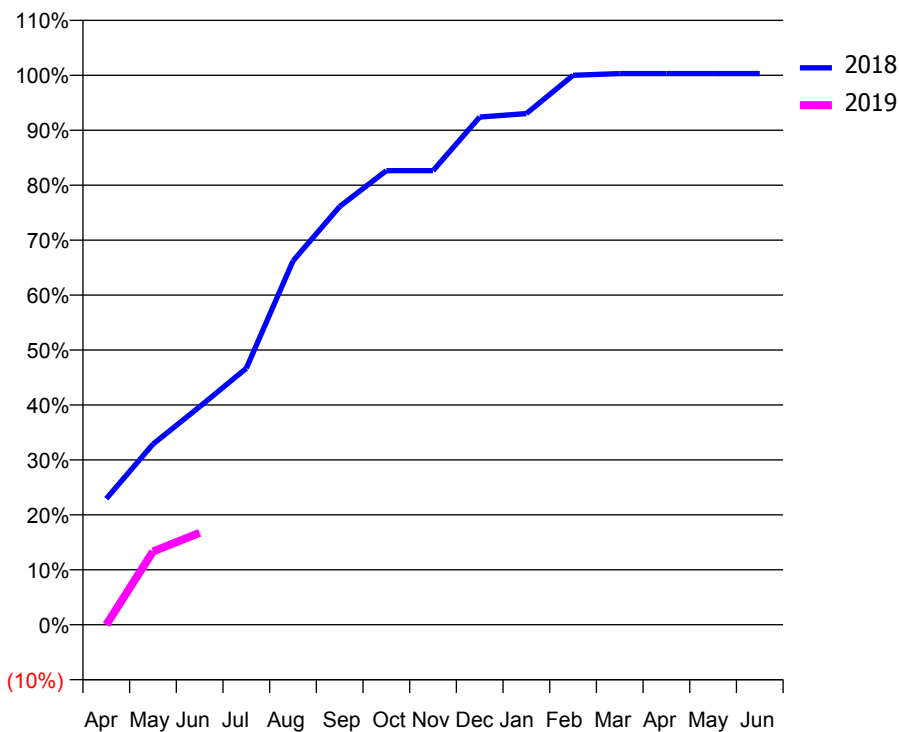
### Q53 - Vital Signs Orthodontic At a Glance Contract Report for 740179/0001 - June 2018

Name or company name	MR JC ALLEN	18/19 Contracted general activity (UDA)	28,247
Contract type name	GDS Contract	Carry forward general activity (UDA)	0
Purpose of contract	General and Orthodontic	18/19 Contracted orthodontic activity (UOA)	645
Contract start date	01/04/2006	Carry forward orthodontic activity (UOA)	0
Contract end date		Baseline contract value	£928,659.78

ACCESS	Contract	England and Wales
24 month ratio of assessments to patient IDs	1.10	1.09

ACTIVITY	Contract
Contract assess and fit appliances (case starts) as a percentage of Area Team case starts	0.3 %

Cumulative percentage of contracted UOA delivered 2018 & 2019



Month	Adjusted Scheduled Activity (UOA)		
	2017	2018	2019
April	25	148	0
May	30	212	86
June	53	256	108
July	227	301	
August	291	427	
September	464	491	
October	528	533	
November	573	533	
December	617	596	
January	622	600	
February	646	645	
March	647	647	
April	647	647	
May	647	647	
June	647	647	

#### QUANTITY METRICS (rolling 12 month period)

	Contract Quantity	Contract Base Number	Contract *	Area Team	Region	England
% of all assessments that were assess and fit appliances (case starts)	23	39	59.0%	62.9%	57.8%	60.4%
% of all assessments that were assess and refuse	3	39	7.7%	8.8%	11.1%	11.4%
% of all assessments that were assess and review	13	39	33.3%	28.3%	31.1%	28.3%
% of case starts with a reported IOTN of 3 and Aesthetic Component of 5 or below	0	23	<i>N/A</i>	0.1%	0.1%	0.1%
% of case starts with a reported IOTN of 3 and Aesthetic Component of 6 or above	2	23	8.7%	3.6%	4.0%	4.0%
% of case starts with a reported IOTN of 4	16	23	69.6%	70.3%	76.4%	77.8%
% of case starts with a reported IOTN of 5	5	23	21.7%	15.1%	17.5%	16.7 %
% of concluded courses in receipt of dual-arch fixed appliances	20	23	87.0%	68.0%	70.3%	74.3%
% of concluded courses where treatment was abandoned or discontinued	3	23	13.0%	7.4%	8.3%	6.9%
% of patients satisfied with the treatment they have received	0	0	<i>N/A</i>	95.8%	96.1%	95.7%

\* Figures in italics indicate that the base number is less than 100.

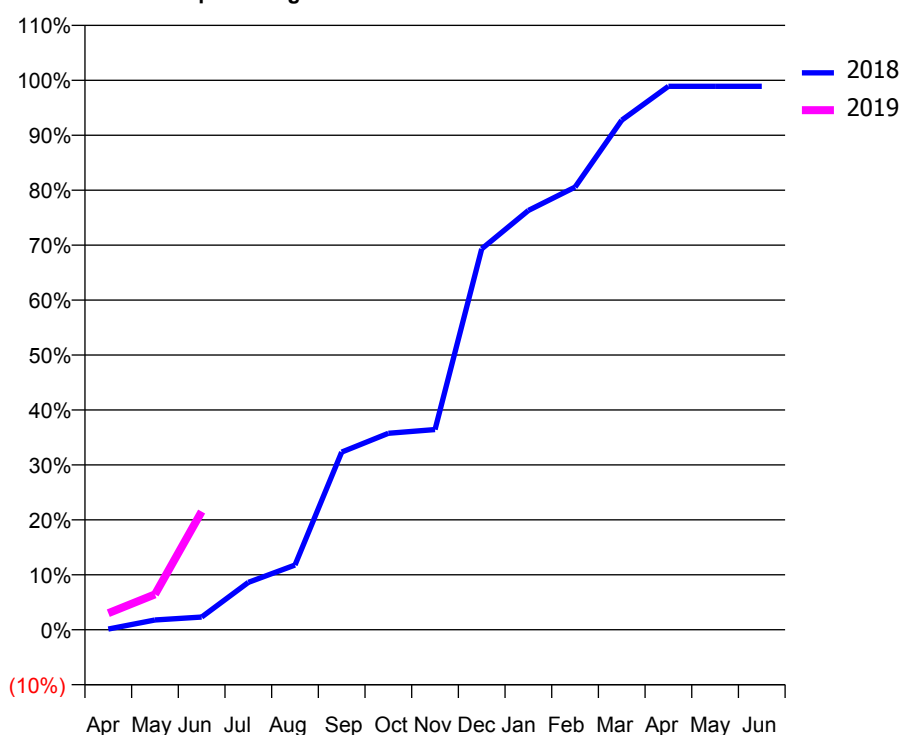
### Q53 - Vital Signs Orthodontic At a Glance Contract Report for 825212/0003 - June 2018

Name or company name	MR D DALBY	18/19 Contracted general activity (UDA)	0
Contract type name	GDS Contract	Carry forward general activity (UDA)	0
Purpose of contract	Orthodontic	18/19 Contracted orthodontic activity (UOA)	730
Contract start date	01/08/2012	Carry forward orthodontic activity (UOA)	0
Contract end date		Baseline contract value	£50,742.80

ACCESS	Contract	England and Wales
24 month ratio of assessments to patient IDs	1.25	1.09

ACTIVITY	Contract
Contract assess and fit appliances (case starts) as a percentage of Area Team case starts	0.6 %

Cumulative percentage of contracted UOA delivered 2018 & 2019



Month	Adjusted Scheduled Activity (UOA)		
	2017	2018	2019
April	-15	1	22
May	-10	13	47
June	-1	17	157
July	88	63	
August	121	86	
September	190	236	
October	325	261	
November	378	266	
December	470	506	
January	520	557	
February	590	588	
March	684	677	
April	728	722	
May	728	722	
June	728	722	

#### QUANTITY METRICS (rolling 12 month period)

	Contract Quantity	Contract Base Number	Contract *	Area Team	Region	England
% of all assessments that were assess and fit appliances (case starts)	39	97	40.2%	62.9%	57.8%	60.4%
% of all assessments that were assess and refuse	3	97	3.1%	8.8%	11.1%	11.4%
% of all assessments that were assess and review	55	97	56.7%	28.3%	31.1%	28.3%
% of case starts with a reported IOTN of 3 and Aesthetic Component of 5 or below	0	39	<i>N/A</i>	0.1%	0.1%	0.1%
% of case starts with a reported IOTN of 3 and Aesthetic Component of 6 or above	2	39	5.1%	3.6%	4.0%	4.0%
% of case starts with a reported IOTN of 4	33	39	84.6%	70.3%	76.4%	77.8%
% of case starts with a reported IOTN of 5	4	39	10.3%	15.1%	17.5%	16.7 %
% of concluded courses in receipt of dual-arch fixed appliances	0	27	<i>N/A</i>	68.0%	70.3%	74.3%
% of concluded courses where treatment was abandoned or discontinued	0	27	0.0%	7.4%	8.3%	6.9%
% of patients satisfied with the treatment they have received	1	1	100.0%	95.8%	96.1%	95.7%

\* Figures in italics indicate that the base number is less than 100.

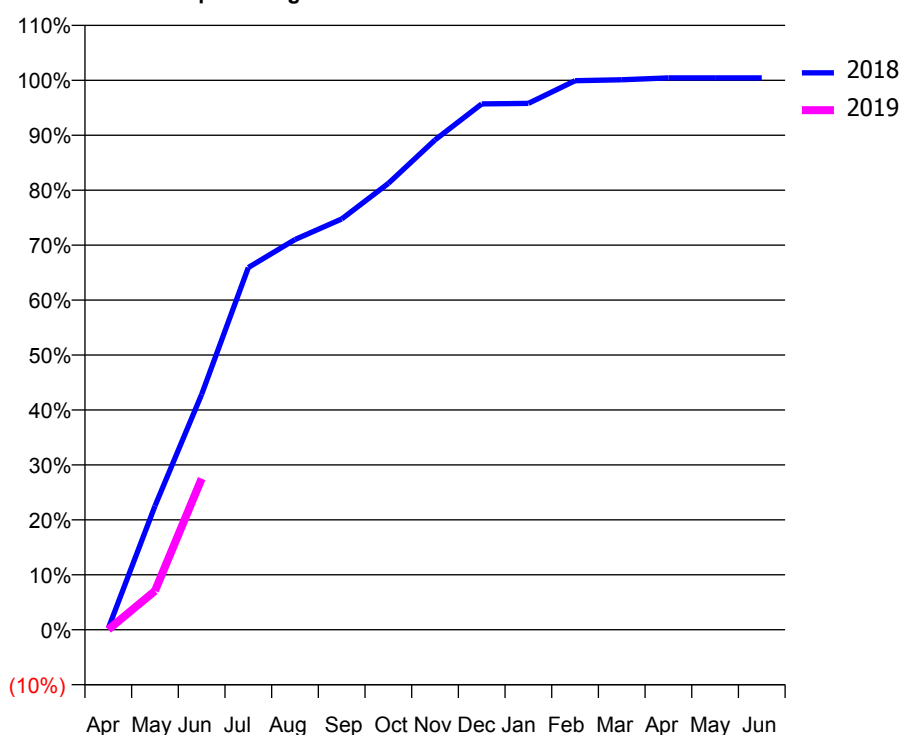
### Q53 - Vital Signs Orthodontic At a Glance Contract Report for 890936/0002 - June 2018

Name or company name	Leamington Spa Orthodontics Limited	18/19 Contracted general activity (UDA)	0
Contract type name	PDS Contract	Carry forward general activity (UDA)	0
Purpose of contract	Orthodontic	18/19 Contracted orthodontic activity (UOA)	14,260
Contract start date	01/04/2006	Carry forward orthodontic activity (UOA)	0
Contract end date	31/03/2019	Baseline contract value	£935,302.85

ACCESS	Contract	England and Wales
24 month ratio of assessments to patient IDs	1.00	1.09

ACTIVITY	Contract
Contract assess and fit appliances (case starts) as a percentage of Area Team case starts	8.6 %

Cumulative percentage of contracted UOA delivered 2018 & 2019



Month	Adjusted Scheduled Activity (UOA)		
	2017	2018	2019
April	458	36	4
May	3,171	3,213	1,009
June	4,693	6,110	3,923
July	6,543	9,400	
August	7,761	10,127	
September	8,773	10,659	
October	9,907	11,583	
November	11,364	12,711	
December	12,625	13,647	
January	13,438	13,660	
February	13,536	14,247	
March	14,296	14,273	
April	14,296	14,320	
May	14,296	14,320	
June	14,296	14,320	

#### QUANTITY METRICS (rolling 12 month period)

	Contract Quantity	Contract Base Number	Contract *	Area Team	Region	England
% of all assessments that were assess and fit appliances (case starts)	570	768	74.2%	62.9%	57.8%	60.4%
% of all assessments that were assess and refuse	142	768	18.5%	8.8%	11.1%	11.4%
% of all assessments that were assess and review	56	768	7.3%	28.3%	31.1%	28.3%
% of case starts with a reported IOTN of 3 and Aesthetic Component of 5 or below	0	570	N/A	0.1%	0.1%	0.1%
% of case starts with a reported IOTN of 3 and Aesthetic Component of 6 or above	0	570	N/A	3.6%	4.0%	4.0%
% of case starts with a reported IOTN of 4	451	570	79.1%	70.3%	76.4%	77.8%
% of case starts with a reported IOTN of 5	104	570	18.2%	15.1%	17.5%	16.7 %
% of concluded courses in receipt of dual-arch fixed appliances	652	695	93.8%	68.0%	70.3%	74.3%
% of concluded courses where treatment was abandoned or discontinued	18	695	2.6%	7.4%	8.3%	6.9%
% of patients satisfied with the treatment they have received	19	20	95.0%	95.8%	96.1%	95.7%

\* Figures in italics indicate that the base number is less than 100.

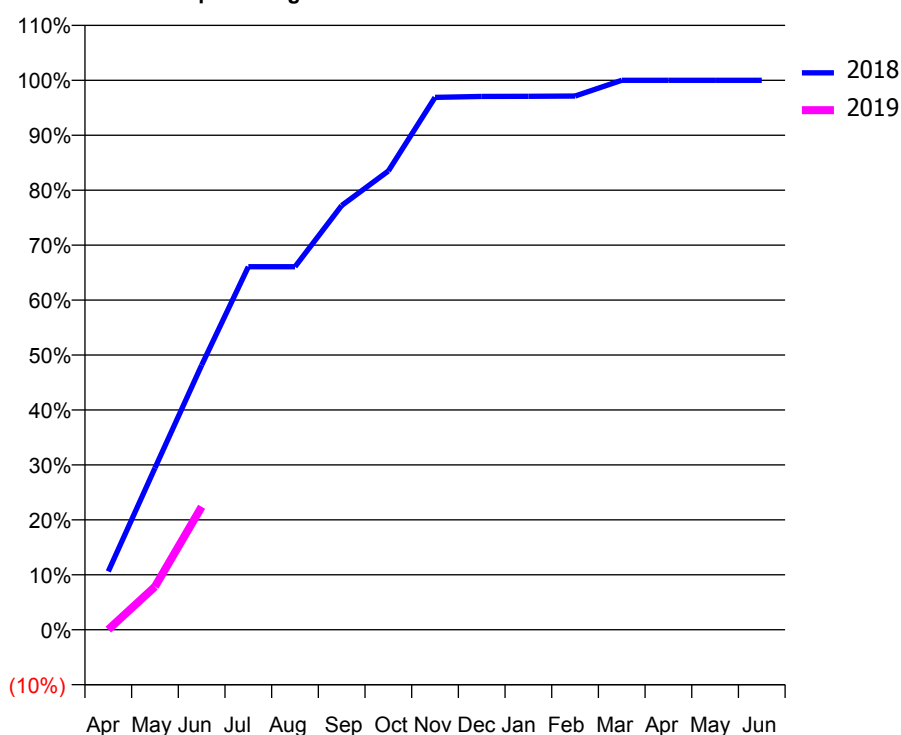
### Q53 - Vital Signs Orthodontic At a Glance Contract Report for 925926/0002 - June 2018

Name or company name	MR PK MAHAPATRA	18/19 Contracted general activity (UDA)	3,200
Contract type name	GDS Contract	Carry forward general activity (UDA)	0
Purpose of contract	General and Orthodontic	18/19 Contracted orthodontic activity (UOA)	2,404
Contract start date	01/02/2013	Carry forward orthodontic activity (UOA)	0
Contract end date		Baseline contract value	£262,968.31

ACCESS	Contract	England and Wales
24 month ratio of assessments to patient IDs	1.16	1.09

ACTIVITY	Contract
Contract assess and fit appliances (case starts) as a percentage of Area Team case starts	1.2 %

Cumulative percentage of contracted UOA delivered 2018 & 2019



Month	Adjusted Scheduled Activity (UOA)		
	2017	2018	2019
April	129	255	1
May	315	708	189
June	727	1,158	538
July	1,240	1,588	
August	1,297	1,588	
September	1,526	1,856	
October	1,859	2,007	
November	1,991	2,329	
December	2,225	2,333	
January	2,415	2,334	
February	2,415	2,335	
March	2,415	2,404	
April	2,419	2,404	
May	2,419	2,404	
June	2,419	2,404	

#### QUANTITY METRICS (rolling 12 month period)

	Contract Quantity	Contract Base Number	Contract *	Area Team	Region	England
% of all assessments that were assess and fit appliances (case starts)	83	173	48.0%	62.9%	57.8%	60.4%
% of all assessments that were assess and refuse	26	173	15.0%	8.8%	11.1%	11.4%
% of all assessments that were assess and review	64	173	37.0%	28.3%	31.1%	28.3%
% of case starts with a reported IOTN of 3 and Aesthetic Component of 5 or below	0	83	<i>N/A</i>	0.1%	0.1%	0.1%
% of case starts with a reported IOTN of 3 and Aesthetic Component of 6 or above	0	83	<i>N/A</i>	3.6%	4.0%	4.0%
% of case starts with a reported IOTN of 4	73	83	88.0%	70.3%	76.4%	77.8%
% of case starts with a reported IOTN of 5	8	83	9.6%	15.1%	17.5%	16.7 %
% of concluded courses in receipt of dual-arch fixed appliances	67	81	82.7%	68.0%	70.3%	74.3%
% of concluded courses where treatment was abandoned or discontinued	9	81	11.1%	7.4%	8.3%	6.9%
% of patients satisfied with the treatment they have received	15	15	100.0%	95.8%	96.1%	95.7%

\* Figures in italics indicate that the base number is less than 100.

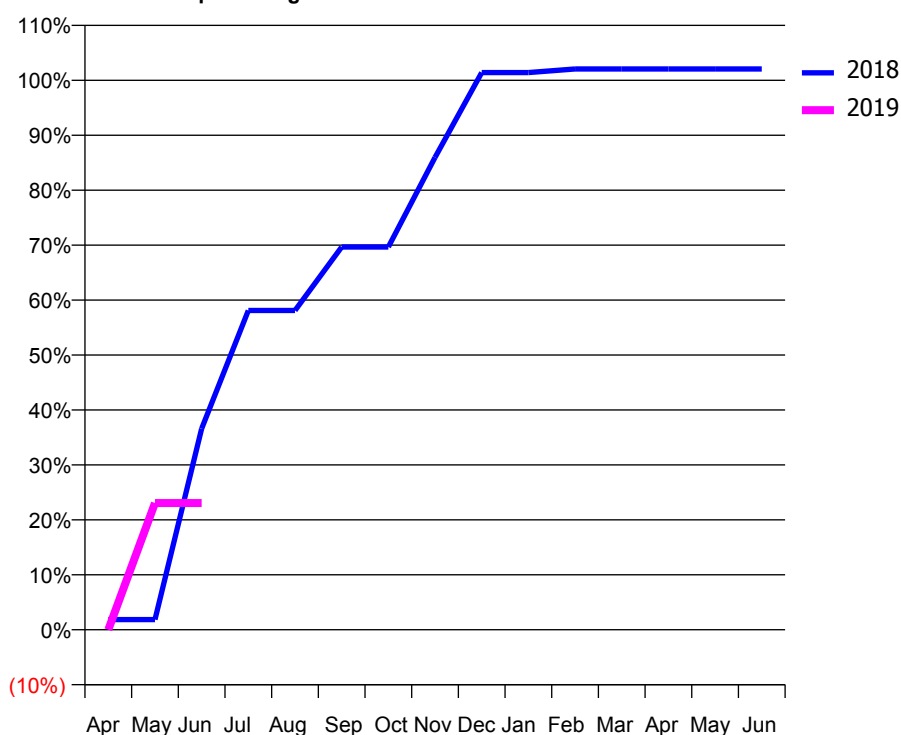
### Q53 - Vital Signs Orthodontic At a Glance Contract Report for 972126/0001 - June 2018

Name or company name	MR SJ SIDDIQUI	18/19 Contracted general activity (UDA)	0
Contract type name	PDS Contract	Carry forward general activity (UDA)	0
Purpose of contract	Orthodontic	18/19 Contracted orthodontic activity (UOA)	6,006
Contract start date	01/04/2012	Carry forward orthodontic activity (UOA)	0
Contract end date	31/03/2019	Baseline contract value	£396,359.00

ACCESS	Contract	England and Wales
24 month ratio of assessments to patient IDs	1.05	1.09

ACTIVITY	Contract
Contract assess and fit appliances (case starts) as a percentage of Area Team case starts	3.7 %

Cumulative percentage of contracted UOA delivered 2018 & 2019



Month	Adjusted Scheduled Activity (UOA)		
	2017	2018	2019
April	865	112	0
May	1,541	112	1,386
June	1,628	2,199	1,386
July	3,041	3,490	
August	3,465	3,490	
September	4,130	4,183	
October	5,070	4,183	
November	5,734	5,163	
December	6,093	6,090	
January	6,093	6,090	
February	6,114	6,129	
March	6,118	6,129	
April	6,118	6,129	
May	6,118	6,129	
June	6,118	6,129	

#### QUANTITY METRICS (rolling 12 month period)

	Contract Quantity	Contract Base Number	Contract *	Area Team	Region	England
% of all assessments that were assess and fit appliances (case starts)	246	412	59.7%	62.9%	57.8%	60.4%
% of all assessments that were assess and refuse	30	412	7.3%	8.8%	11.1%	11.4%
% of all assessments that were assess and review	136	412	33.0%	28.3%	31.1%	28.3%
% of case starts with a reported IOTN of 3 and Aesthetic Component of 5 or below	0	246	N/A	0.1%	0.1%	0.1%
% of case starts with a reported IOTN of 3 and Aesthetic Component of 6 or above	0	246	N/A	3.6%	4.0%	4.0%
% of case starts with a reported IOTN of 4	219	246	89.0%	70.3%	76.4%	77.8%
% of case starts with a reported IOTN of 5	26	246	10.6%	15.1%	17.5%	16.7 %
% of concluded courses in receipt of dual-arch fixed appliances	0	205	N/A	68.0%	70.3%	74.3%
% of concluded courses where treatment was abandoned or discontinued	9	205	4.4%	7.4%	8.3%	6.9%
% of patients satisfied with the treatment they have received	7	7	100.0%	95.8%	96.1%	95.7%

\* Figures in italics indicate that the base number is less than 100.



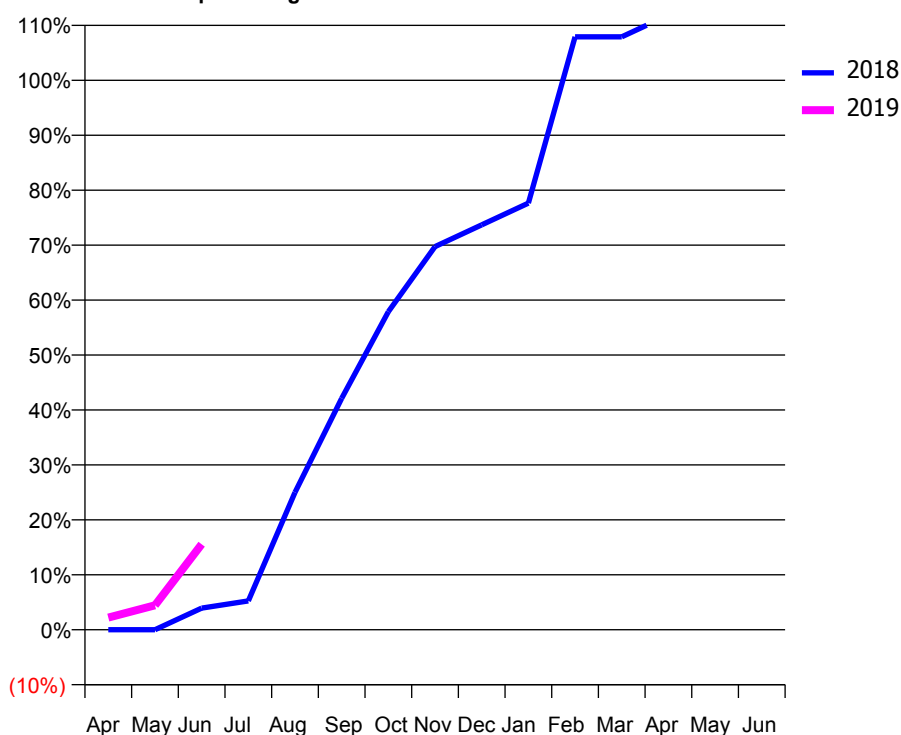
### Q54 - Vital Signs Orthodontic At a Glance Contract Report for 100459/0000 - June 2018

Name or company name	Richmond House Dental Practice	18/19 Contracted general activity (UDA)	8,918
Contract type name	GDS Contract	Carry forward general activity (UDA)	0
Purpose of contract	General and Orthodontic	18/19 Contracted orthodontic activity (UOA)	90
Contract start date	01/06/2017	Carry forward orthodontic activity (UOA)	0
Contract end date		Baseline contract value	£265,545.03

ACCESS	Contract	England and Wales
24 month ratio of assessments to patient IDs	1.01	1.09

ACTIVITY	Contract
Contract assess and fit appliances (case starts) as a percentage of Area Team case starts	0.0 %

Cumulative percentage of contracted UOA delivered 2018 & 2019



Month	Adjusted Scheduled Activity (UOA)		
	2017	2018	2019
April	0	0	2
May	0	0	4
June	0	3	14
July	0	4	
August	0	19	
September	0	32	
October	0	44	
November	0	53	
December	0	56	
January	0	59	
February	0	82	
March	0	82	
April	0	85	
May	0	85	
June	0	85	

#### QUANTITY METRICS (rolling 12 month period)

	Contract Quantity	Contract Base Number	Contract *	Area Team	Region	England
% of all assessments that were assess and fit appliances (case starts)	0	96	0.0%	55.4%	57.8%	60.4%
% of all assessments that were assess and refuse	29	96	30.2%	11.3%	11.1%	11.4%
% of all assessments that were assess and review	67	96	69.8%	33.3%	31.1%	28.3%
% of case starts with a reported IOTN of 3 and Aesthetic Component of 5 or below	0	0	N/A	0.0%	0.1%	0.1%
% of case starts with a reported IOTN of 3 and Aesthetic Component of 6 or above	0	0	N/A	2.3%	4.0%	4.0%
% of case starts with a reported IOTN of 4	0	0	N/A	79.3%	76.4%	77.8%
% of case starts with a reported IOTN of 5	0	0	N/A	17.4%	17.5%	16.7 %
% of concluded courses in receipt of dual-arch fixed appliances	0	0	N/A	60.8%	70.3%	74.3%
% of concluded courses where treatment was abandoned or discontinued	0	0	N/A	14.0%	8.3%	6.9%
% of patients satisfied with the treatment they have received	0	0	N/A	96.4%	96.1%	95.7%

\* Figures in italics indicate that the base number is less than 100.

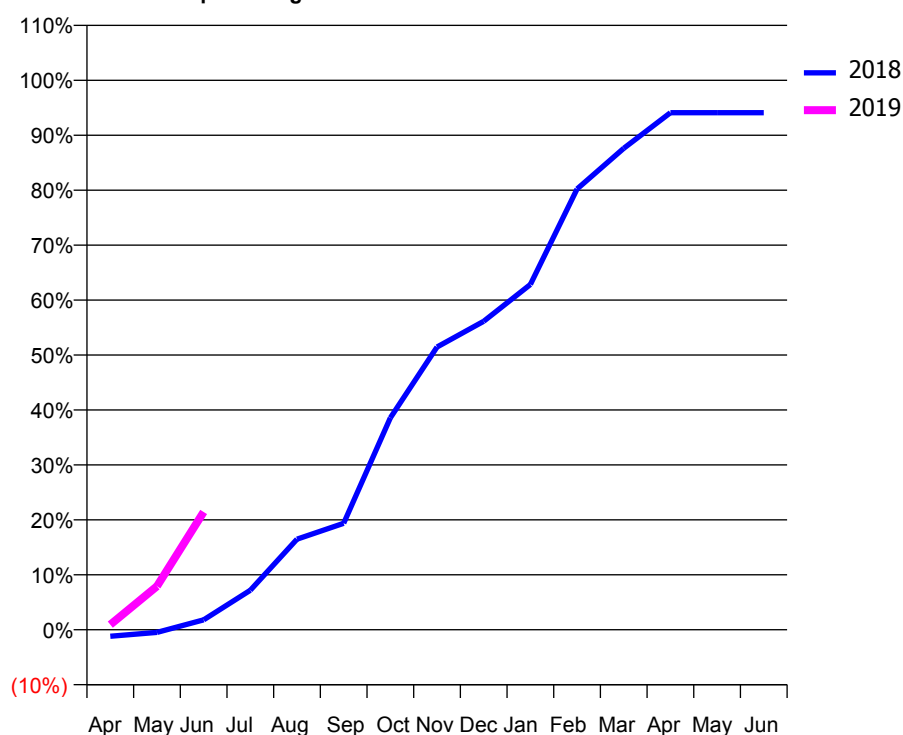
### Q54 - Vital Signs Orthodontic At a Glance Contract Report for 101370/0096 - June 2018

Name or company name	Petrie Tucker & Partners Ltd	18/19 Contracted general activity (UDA)	26,000
Contract type name	GDS Contract	Carry forward general activity (UDA)	0
Purpose of contract	General and Orthodontic	18/19 Contracted orthodontic activity (UOA)	644
Contract start date	01/04/2007	Carry forward orthodontic activity (UOA)	0
Contract end date		Baseline contract value	£680,640.06

ACCESS	Contract	England and Wales
24 month ratio of assessments to patient IDs	1.03	1.09

ACTIVITY	Contract
Contract assess and fit appliances (case starts) as a percentage of Area Team case starts	0.5 %

Cumulative percentage of contracted UOA delivered 2018 & 2019



Month	Adjusted Scheduled Activity (UOA)		
	2017	2018	2019
April	21	-12	6
May	67	-5	51
June	93	18	138
July	98	72	
August	144	165	
September	230	194	
October	251	386	
November	398	515	
December	463	562	
January	486	629	
February	556	803	
March	600	877	
April	621	942	
May	621	942	
June	621	942	

#### QUANTITY METRICS (rolling 12 month period)

	Contract Quantity	Contract Base Number	Contract *	Area Team	Region	England
% of all assessments that were assess and fit appliances (case starts)	47	123	38.2%	55.4%	57.8%	60.4%
% of all assessments that were assess and refuse	56	123	45.5%	11.3%	11.1%	11.4%
% of all assessments that were assess and review	20	123	16.3%	33.3%	31.1%	28.3%
% of case starts with a reported IOTN of 3 and Aesthetic Component of 5 or below	0	47	<i>N/A</i>	0.0%	0.1%	0.1%
% of case starts with a reported IOTN of 3 and Aesthetic Component of 6 or above	0	47	<i>N/A</i>	2.3%	4.0%	4.0%
% of case starts with a reported IOTN of 4	43	47	91.5%	79.3%	76.4%	77.8%
% of case starts with a reported IOTN of 5	4	47	8.5%	17.4%	17.5%	16.7 %
% of concluded courses in receipt of dual-arch fixed appliances	15	16	93.8%	60.8%	70.3%	74.3%
% of concluded courses where treatment was abandoned or discontinued	1	16	6.3%	14.0%	8.3%	6.9%
% of patients satisfied with the treatment they have received	0	0	<i>N/A</i>	96.4%	96.1%	95.7%

\* Figures in italics indicate that the base number is less than 100.

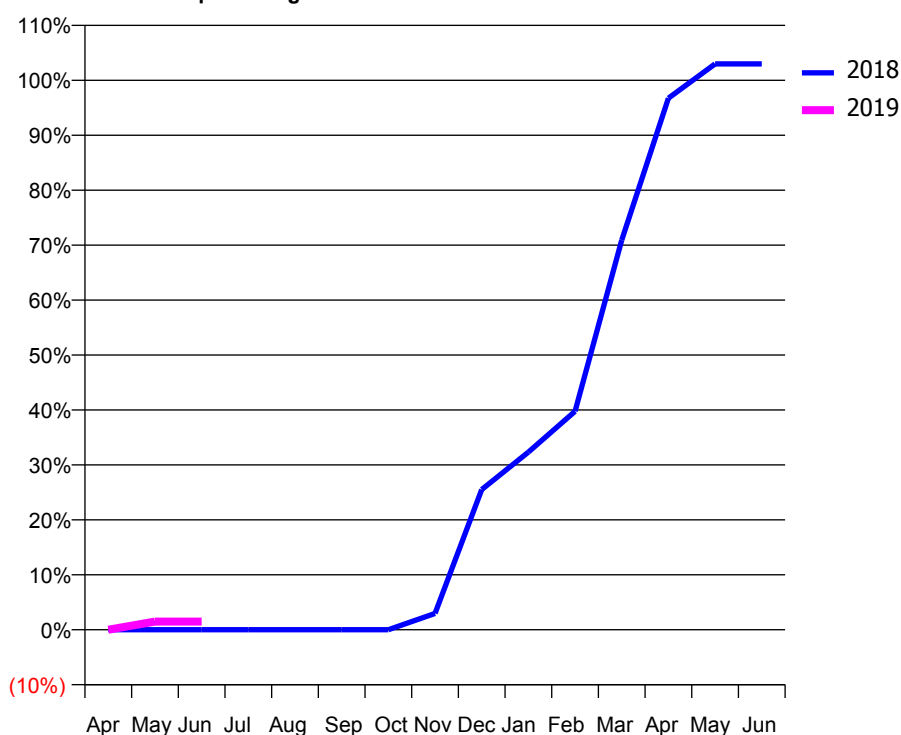
### Q54 - Vital Signs Orthodontic At a Glance Contract Report for 108162/0001 - June 2018

Name or company name	Gupta & Gupta	18/19 Contracted general activity (UDA)	16,327
Contract type name	GDS Contract	Carry forward general activity (UDA)	0
Purpose of contract	General and Orthodontic	18/19 Contracted orthodontic activity (UOA)	337
Contract start date	01/04/2006	Carry forward orthodontic activity (UOA)	0
Contract end date		Baseline contract value	£390,818.13

ACCESS	Contract	England and Wales
24 month ratio of assessments to patient IDs	1.05	1.09

ACTIVITY	Contract
Contract assess and fit appliances (case starts) as a percentage of Area Team case starts	0.2 %

Cumulative percentage of contracted UOA delivered 2018 & 2019



Month	Adjusted Scheduled Activity (UOA)		
	2017	2018	2019
April	0	0	0
May	1	0	5
June	1	0	5
July	2	0	
August	5	0	
September	5	0	
October	5	0	
November	95	10	
December	97	86	
January	143	109	
February	228	134	
March	335	239	
April	335	326	
May	335	347	
June	335	347	

#### QUANTITY METRICS (rolling 12 month period)

	Contract Quantity	Contract Base Number	Contract *	Area Team	Region	England
% of all assessments that were assess and fit appliances (case starts)	16	49	32.7%	55.4%	57.8%	60.4%
% of all assessments that were assess and refuse	4	49	8.2%	11.3%	11.1%	11.4%
% of all assessments that were assess and review	29	49	59.2%	33.3%	31.1%	28.3%
% of case starts with a reported IOTN of 3 and Aesthetic Component of 5 or below	0	16	<i>N/A</i>	0.0%	0.1%	0.1%
% of case starts with a reported IOTN of 3 and Aesthetic Component of 6 or above	1	16	6.3%	2.3%	4.0%	4.0%
% of case starts with a reported IOTN of 4	13	16	81.3%	79.3%	76.4%	77.8%
% of case starts with a reported IOTN of 5	2	16	12.5%	17.4%	17.5%	16.7 %
% of concluded courses in receipt of dual-arch fixed appliances	0	6	<i>N/A</i>	60.8%	70.3%	74.3%
% of concluded courses where treatment was abandoned or discontinued	0	6	0.0%	14.0%	8.3%	6.9%
% of patients satisfied with the treatment they have received	0	0	<i>N/A</i>	96.4%	96.1%	95.7%

\* Figures in italics indicate that the base number is less than 100.

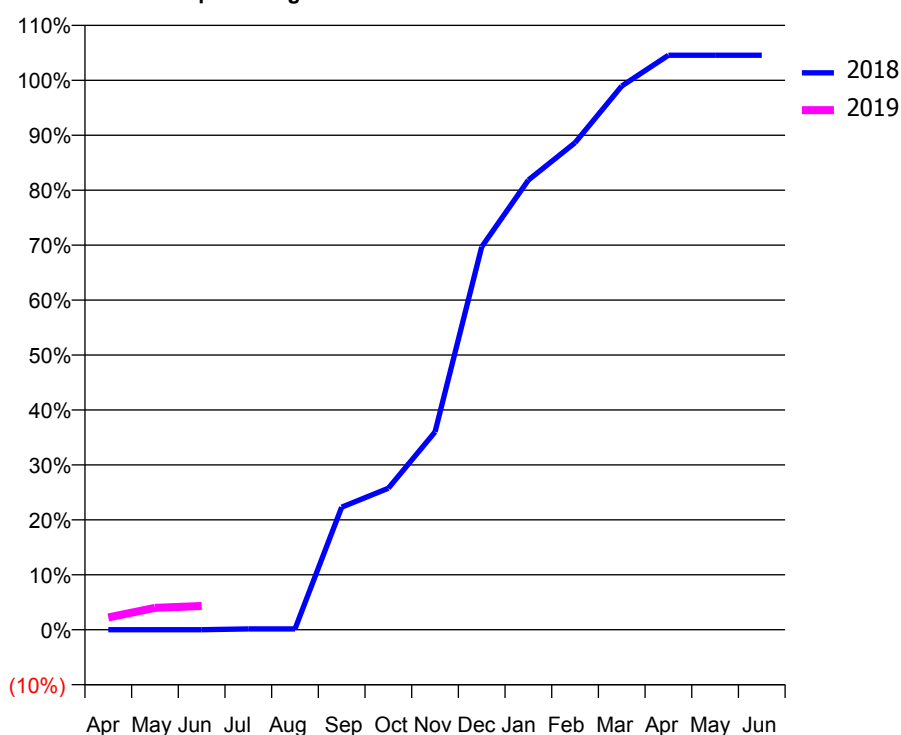
### Q54 - Vital Signs Orthodontic At a Glance Contract Report for 110272/0001 - June 2018

Name or company name	Purity Dental Surgery	18/19 Contracted general activity (UDA)	33,454
Contract type name	Pilot Contract	Carry forward general activity (UDA)	0
Purpose of contract	General and Orthodontic	18/19 Contracted orthodontic activity (UOA)	1,250
Contract start date	01/04/2010	Carry forward orthodontic activity (UOA)	0
Contract end date		Baseline contract value	£872,736.48

ACCESS	Contract	England and Wales
24 month ratio of assessments to patient IDs	1.09	1.09

ACTIVITY	Contract
Contract assess and fit appliances (case starts) as a percentage of Area Team case starts	0.7 %

Cumulative percentage of contracted UOA delivered 2018 & 2019



Month	Adjusted Scheduled Activity (UOA)		
	2017	2018	2019
April	25	0	28
May	25	0	50
June	114	0	54
July	157	2	
August	242	2	
September	285	279	
October	539	322	
November	608	450	
December	634	871	
January	705	1,023	
February	860	1,108	
March	953	1,237	
April	995	1,307	
May	1,008	1,307	
June	1,008	1,307	

#### QUANTITY METRICS (rolling 12 month period)

	Contract Quantity	Contract Base Number	Contract *	Area Team	Region	England
% of all assessments that were assess and fit appliances (case starts)	63	131	48.1%	55.4%	57.8%	60.4%
% of all assessments that were assess and refuse	32	131	24.4%	11.3%	11.1%	11.4%
% of all assessments that were assess and review	36	131	27.5%	33.3%	31.1%	28.3%
% of case starts with a reported IOTN of 3 and Aesthetic Component of 5 or below	0	63	<i>N/A</i>	0.0%	0.1%	0.1%
% of case starts with a reported IOTN of 3 and Aesthetic Component of 6 or above	0	63	<i>N/A</i>	2.3%	4.0%	4.0%
% of case starts with a reported IOTN of 4	55	63	87.3%	79.3%	76.4%	77.8%
% of case starts with a reported IOTN of 5	6	63	9.5%	17.4%	17.5%	16.7 %
% of concluded courses in receipt of dual-arch fixed appliances	26	46	56.5%	60.8%	70.3%	74.3%
% of concluded courses where treatment was abandoned or discontinued	6	46	13.0%	14.0%	8.3%	6.9%
% of patients satisfied with the treatment they have received	0	0	<i>N/A</i>	96.4%	96.1%	95.7%

\* Figures in italics indicate that the base number is less than 100.

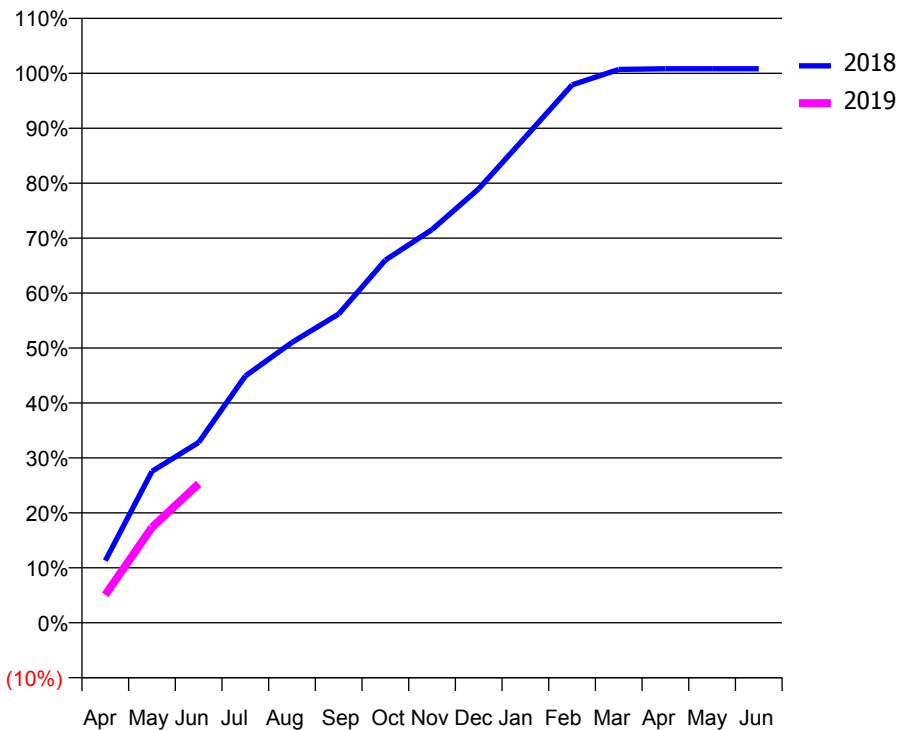
### Q54 - Vital Signs Orthodontic At a Glance Contract Report for 110353/0001 - June 2018

Name or company name	Wylde Green Orthodontics LLP	18/19 Contracted general activity (UDA)	0
Contract type name	PDS Contract	Carry forward general activity (UDA)	0
Purpose of contract	Orthodontic	18/19 Contracted orthodontic activity (UOA)	8,811
Contract start date	01/04/2006	Carry forward orthodontic activity (UOA)	0
Contract end date	31/03/2023	Baseline contract value	£591,939.68

ACCESS	Contract	England and Wales
24 month ratio of assessments to patient IDs	1.04	1.09

ACTIVITY	Contract
Contract assess and fit appliances (case starts) as a percentage of Area Team case starts	4.4 %

Cumulative percentage of contracted UOA delivered 2018 & 2019



Month	Adjusted Scheduled Activity (UOA)		
	2017	2018	2019
April	1,228	996	447
May	2,385	2,427	1,530
June	2,987	2,892	2,228
July	3,687	3,957	
August	4,563	4,496	
September	5,375	4,950	
October	6,205	5,814	
November	6,913	6,304	
December	7,640	6,959	
January	8,362	7,788	
February	8,874	8,624	
March	8,995	8,873	
April	9,018	8,884	
May	9,019	8,884	
June	9,019	8,884	

#### QUANTITY METRICS (rolling 12 month period)

	Contract Quantity	Contract Base Number	Contract *	Area Team	Region	England
% of all assessments that were assess and fit appliances (case starts)	388	623	62.3%	55.4%	57.8%	60.4%
% of all assessments that were assess and refuse	210	623	33.7%	11.3%	11.1%	11.4%
% of all assessments that were assess and review	25	623	4.0%	33.3%	31.1%	28.3%
% of case starts with a reported IOTN of 3 and Aesthetic Component of 5 or below	0	388	N/A	0.0%	0.1%	0.1%
% of case starts with a reported IOTN of 3 and Aesthetic Component of 6 or above	14	388	3.6%	2.3%	4.0%	4.0%
% of case starts with a reported IOTN of 4	235	388	60.6%	79.3%	76.4%	77.8%
% of case starts with a reported IOTN of 5	139	388	35.8%	17.4%	17.5%	16.7 %
% of concluded courses in receipt of dual-arch fixed appliances	339	368	92.1%	60.8%	70.3%	74.3%
% of concluded courses where treatment was abandoned or discontinued	14	368	3.8%	14.0%	8.3%	6.9%
% of patients satisfied with the treatment they have received	6	6	100.0%	96.4%	96.1%	95.7%

\* Figures in italics indicate that the base number is less than 100.

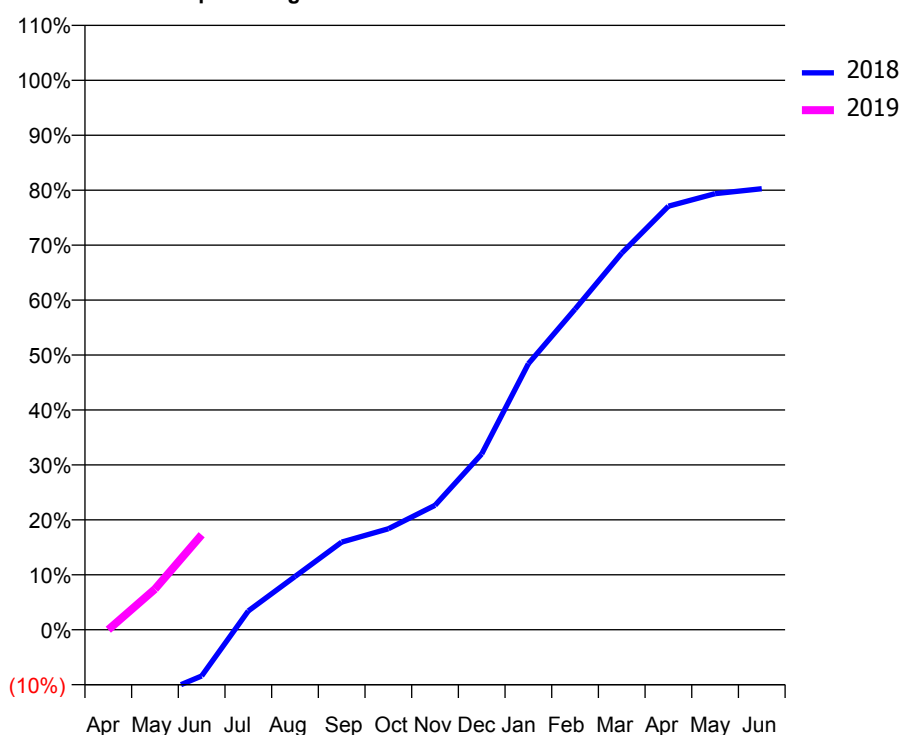
### Q54 - Vital Signs Orthodontic At a Glance Contract Report for 111287/0001 - June 2018

Name or company name	Black Country Orthodontics Ltd	18/19 Contracted general activity (UDA)	0
Contract type name	PDS Contract	Carry forward general activity (UDA)	0
Purpose of contract	Orthodontic	18/19 Contracted orthodontic activity (UOA)	3,483
Contract start date	01/01/2015	Carry forward orthodontic activity (UOA)	0
Contract end date	31/03/2019	Baseline contract value	£224,594.14

ACCESS	Contract	England and Wales
24 month ratio of assessments to patient IDs	1.03	1.09

ACTIVITY	Contract
Contract assess and fit appliances (case starts) as a percentage of Area Team case starts	2.6 %

Cumulative percentage of contracted UOA delivered 2018 & 2019



Month	Adjusted Scheduled Activity (UOA)		
	2017	2018	2019
April	0	-635	0
May	210	-569	258
June	213	-400	602
July	299	163	
August	426	460	
September	662	757	
October	1,216	872	
November	1,703	1,074	
December	1,914	1,517	
January	2,385	2,297	
February	2,683	2,768	
March	3,447	3,251	
April	3,834	3,656	
May	3,898	3,764	
June	3,898	3,807	

#### QUANTITY METRICS (rolling 12 month period)

	Contract Quantity	Contract Base Number	Contract *	Area Team	Region	England
% of all assessments that were assess and fit appliances (case starts)	232	332	69.9%	55.4%	57.8%	60.4%
% of all assessments that were assess and refuse	43	332	13.0%	11.3%	11.1%	11.4%
% of all assessments that were assess and review	57	332	17.2%	33.3%	31.1%	28.3%
% of case starts with a reported IOTN of 3 and Aesthetic Component of 5 or below	0	232	N/A	0.0%	0.1%	0.1%
% of case starts with a reported IOTN of 3 and Aesthetic Component of 6 or above	3	232	1.3%	2.3%	4.0%	4.0%
% of case starts with a reported IOTN of 4	164	232	70.7%	79.3%	76.4%	77.8%
% of case starts with a reported IOTN of 5	58	232	25.0%	17.4%	17.5%	16.7 %
% of concluded courses in receipt of dual-arch fixed appliances	18	106	17.0%	60.8%	70.3%	74.3%
% of concluded courses where treatment was abandoned or discontinued	10	106	9.4%	14.0%	8.3%	6.9%
% of patients satisfied with the treatment they have received	11	11	100.0%	96.4%	96.1%	95.7%

\* Figures in italics indicate that the base number is less than 100.

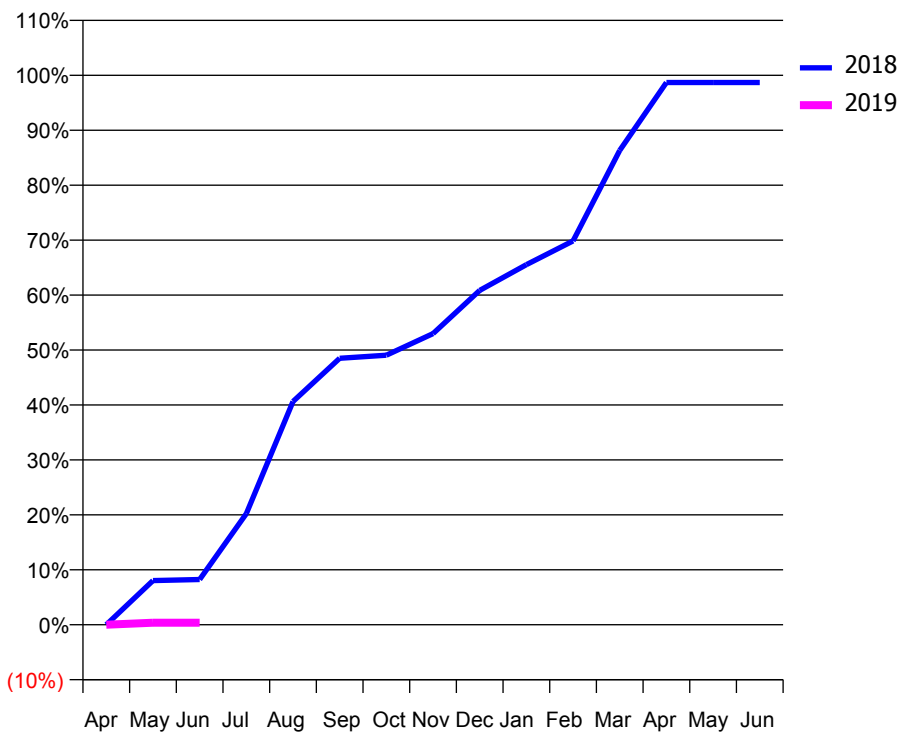
### Q54 - Vital Signs Orthodontic At a Glance Contract Report for 122068/0001 - June 2018

Name or company name	Jandu, Bhambra and Payne	18/19 Contracted general activity (UDA)	1,413
Contract type name	GDS Contract	Carry forward general activity (UDA)	0
Purpose of contract	General and Orthodontic	18/19 Contracted orthodontic activity (UOA)	534
Contract start date	01/04/2014	Carry forward orthodontic activity (UOA)	0
Contract end date		Baseline contract value	£71,249.98

ACCESS	Contract	England and Wales
24 month ratio of assessments to patient IDs	1.02	1.09

ACTIVITY	Contract
Contract assess and fit appliances (case starts) as a percentage of Area Team case starts	0.3 %

Cumulative percentage of contracted UOA delivered 2018 & 2019



Month	Adjusted Scheduled Activity (UOA)		
	2017	2018	2019
April	0	0	0
May	0	43	2
June	126	44	2
July	212	108	
August	235	217	
September	298	259	
October	361	262	
November	424	283	
December	490	325	
January	512	350	
February	514	373	
March	538	461	
April	540	527	
May	540	527	
June	540	527	

#### QUANTITY METRICS (rolling 12 month period)

	Contract Quantity	Contract Base Number	Contract *	Area Team	Region	England
% of all assessments that were assess and fit appliances (case starts)	23	42	54.8%	55.4%	57.8%	60.4%
% of all assessments that were assess and refuse	6	42	14.3%	11.3%	11.1%	11.4%
% of all assessments that were assess and review	13	42	31.0%	33.3%	31.1%	28.3%
% of case starts with a reported IOTN of 3 and Aesthetic Component of 5 or below	0	23	N/A	0.0%	0.1%	0.1%
% of case starts with a reported IOTN of 3 and Aesthetic Component of 6 or above	0	23	N/A	2.3%	4.0%	4.0%
% of case starts with a reported IOTN of 4	18	23	78.3%	79.3%	76.4%	77.8%
% of case starts with a reported IOTN of 5	3	23	13.0%	17.4%	17.5%	16.7 %
% of concluded courses in receipt of dual-arch fixed appliances	16	20	80.0%	60.8%	70.3%	74.3%
% of concluded courses where treatment was abandoned or discontinued	2	20	10.0%	14.0%	8.3%	6.9%
% of patients satisfied with the treatment they have received	0	0	N/A	96.4%	96.1%	95.7%

\* Figures in italics indicate that the base number is less than 100.

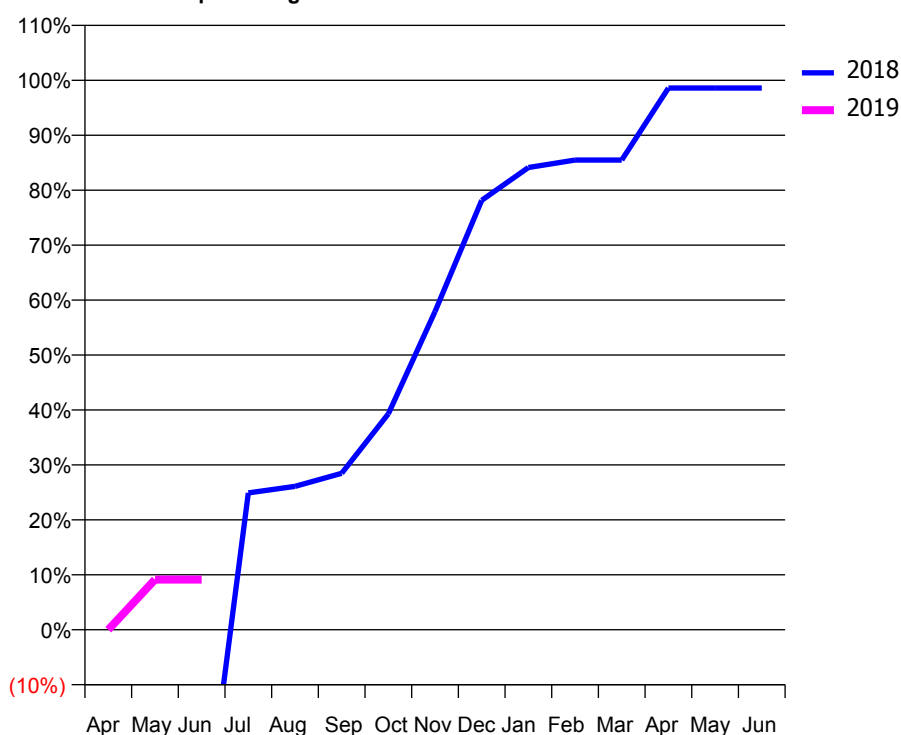
### Q54 - Vital Signs Orthodontic At a Glance Contract Report for 125008/0001 - June 2018

Name or company name	Briars Dental Practice	18/19 Contracted general activity (UDA)	18,492
Contract type name	GDS Contract	Carry forward general activity (UDA)	0
Purpose of contract	General and Orthodontic	18/19 Contracted orthodontic activity (UOA)	1,763
Contract start date	01/04/2006	Carry forward orthodontic activity (UOA)	0
Contract end date		Baseline contract value	£561,021.19

ACCESS	Contract	England and Wales
24 month ratio of assessments to patient IDs	1.03	1.09

ACTIVITY	Contract
Contract assess and fit appliances (case starts) as a percentage of Area Team case starts	1.4 %

Cumulative percentage of contracted UOA delivered 2018 & 2019



Month	Adjusted Scheduled Activity (UOA)		
	2017	2018	2019
April	62	-1,026	0
May	316	-956	161
June	426	-723	161
July	700	439	
August	805	460	
September	847	502	
October	1,418	693	
November	1,461	1,021	
December	1,653	1,378	
January	1,716	1,483	
February	1,716	1,507	
March	1,745	1,507	
April	1,850	1,738	
May	1,850	1,738	
June	1,850	1,738	

#### QUANTITY METRICS (rolling 12 month period)

	Contract Quantity	Contract Base Number	Contract *	Area Team	Region	England
% of all assessments that were assess and fit appliances (case starts)	123	156	78.8%	55.4%	57.8%	60.4%
% of all assessments that were assess and refuse	9	156	5.8%	11.3%	11.1%	11.4%
% of all assessments that were assess and review	24	156	15.4%	33.3%	31.1%	28.3%
% of case starts with a reported IOTN of 3 and Aesthetic Component of 5 or below	0	123	N/A	0.0%	0.1%	0.1%
% of case starts with a reported IOTN of 3 and Aesthetic Component of 6 or above	3	123	2.4%	2.3%	4.0%	4.0%
% of case starts with a reported IOTN of 4	102	123	82.9%	79.3%	76.4%	77.8%
% of case starts with a reported IOTN of 5	18	123	14.6%	17.4%	17.5%	16.7%
% of concluded courses in receipt of dual-arch fixed appliances	30	69	43.5%	60.8%	70.3%	74.3%
% of concluded courses where treatment was abandoned or discontinued	35	69	50.7%	14.0%	8.3%	6.9%
% of patients satisfied with the treatment they have received	4	4	100.0%	96.4%	96.1%	95.7%

\* Figures in italics indicate that the base number is less than 100.



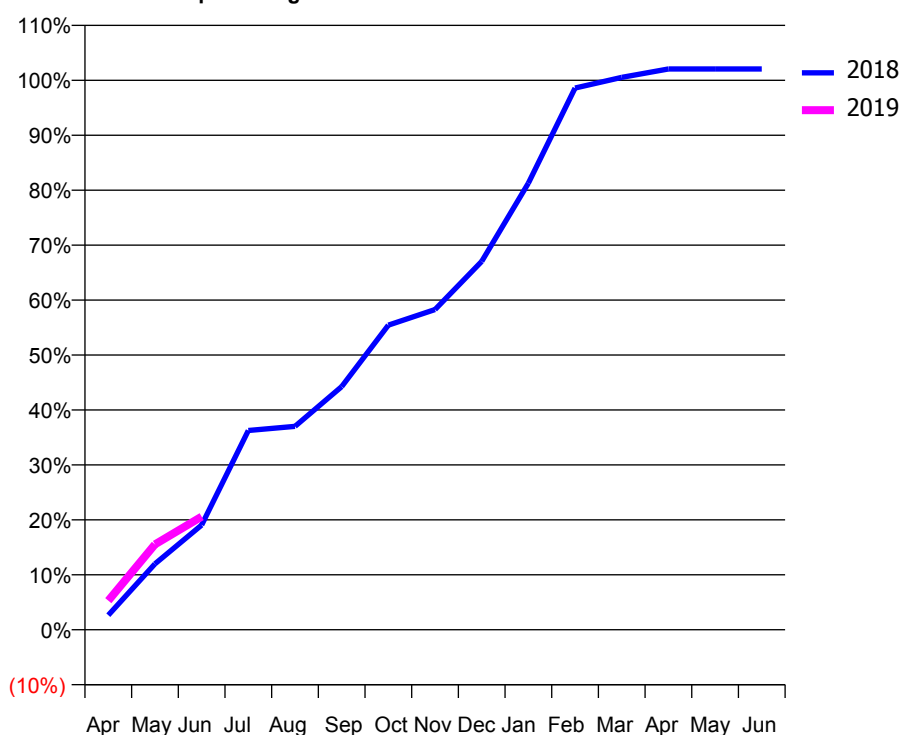
### Q54 - Vital Signs Orthodontic At a Glance Contract Report for 126543/0001 - June 2018

Name or company name	Amblecote Dental Care	18/19 Contracted general activity (UDA)	21,139
Contract type name	Pilot Contract	Carry forward general activity (UDA)	0
Purpose of contract	General and Orthodontic	18/19 Contracted orthodontic activity (UOA)	1,699
Contract start date	01/10/2014	Carry forward orthodontic activity (UOA)	0
Contract end date		Baseline contract value	£785,177.96

ACCESS	Contract	England and Wales
24 month ratio of assessments to patient IDs	1.15	1.09

ACTIVITY	Contract
Contract assess and fit appliances (case starts) as a percentage of Area Team case starts	0.8 %

Cumulative percentage of contracted UOA delivered 2018 & 2019



Month	Adjusted Scheduled Activity (UOA)		
	2017	2018	2019
April	144	45	90
May	244	204	264
June	294	324	350
July	520	616	
August	660	629	
September	774	752	
October	1,056	942	
November	1,361	990	
December	1,498	1,139	
January	1,530	1,381	
February	1,560	1,675	
March	1,610	1,708	
April	1,678	1,734	
May	1,678	1,734	
June	1,678	1,734	

#### QUANTITY METRICS (rolling 12 month period)

	Contract Quantity	Contract Base Number	Contract *	Area Team	Region	England
% of all assessments that were assess and fit appliances (case starts)	71	348	20.4%	55.4%	57.8%	60.4%
% of all assessments that were assess and refuse	82	348	23.6%	11.3%	11.1%	11.4%
% of all assessments that were assess and review	195	348	56.0%	33.3%	31.1%	28.3%
% of case starts with a reported IOTN of 3 and Aesthetic Component of 5 or below	0	71	<i>N/A</i>	0.0%	0.1%	0.1%
% of case starts with a reported IOTN of 3 and Aesthetic Component of 6 or above	0	71	<i>N/A</i>	2.3%	4.0%	4.0%
% of case starts with a reported IOTN of 4	63	71	88.7%	79.3%	76.4%	77.8%
% of case starts with a reported IOTN of 5	8	71	11.3%	17.4%	17.5%	16.7 %
% of concluded courses in receipt of dual-arch fixed appliances	5	40	12.5%	60.8%	70.3%	74.3%
% of concluded courses where treatment was abandoned or discontinued	5	40	12.5%	14.0%	8.3%	6.9%
% of patients satisfied with the treatment they have received	2	3	66.7%	96.4%	96.1%	95.7%

\* Figures in italics indicate that the base number is less than 100.

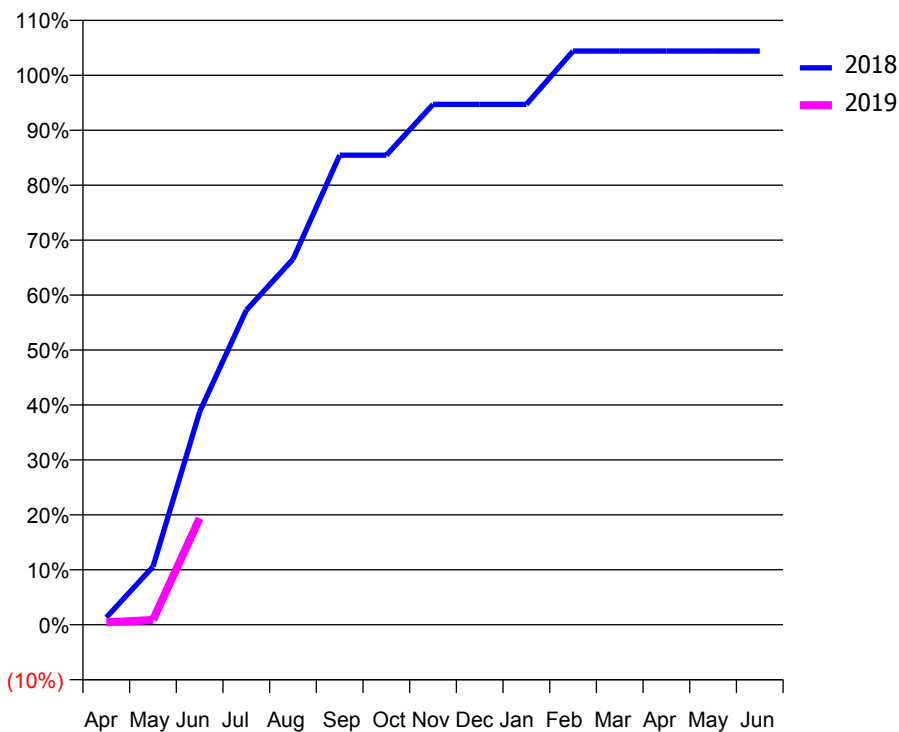
### Q54 - Vital Signs Orthodontic At a Glance Contract Report for 129321/0001 - June 2018

Name or company name	Smile By Smile Dental	18/19 Contracted general activity (UDA)	8,806
Contract type name	GDS Contract	Carry forward general activity (UDA)	0
Purpose of contract	General and Orthodontic	18/19 Contracted orthodontic activity (UOA)	227
Contract start date	01/08/2011	Carry forward orthodontic activity (UOA)	0
Contract end date		Baseline contract value	£216,929.45

ACCESS	Contract	England and Wales
24 month ratio of assessments to patient IDs	1.07	1.09

ACTIVITY	Contract
Contract assess and fit appliances (case starts) as a percentage of Area Team case starts	0.1 %

Cumulative percentage of contracted UOA delivered 2018 & 2019



Month	Adjusted Scheduled Activity (UOA)		
	2017	2018	2019
April	13	3	1
May	77	24	2
June	77	88	44
July	164	130	
August	165	151	
September	186	194	
October	207	194	
November	209	215	
December	209	215	
January	209	215	
February	209	237	
March	209	237	
April	230	237	
May	230	237	
June	230	237	

#### QUANTITY METRICS (rolling 12 month period)

	Contract Quantity	Contract Base Number	Contract *	Area Team	Region	England
% of all assessments that were assess and fit appliances (case starts)	9	13	69.2%	55.4%	57.8%	60.4%
% of all assessments that were assess and refuse	0	13	0.0%	11.3%	11.1%	11.4%
% of all assessments that were assess and review	4	13	30.8%	33.3%	31.1%	28.3%
% of case starts with a reported IOTN of 3 and Aesthetic Component of 5 or below	0	9	N/A	0.0%	0.1%	0.1%
% of case starts with a reported IOTN of 3 and Aesthetic Component of 6 or above	0	9	N/A	2.3%	4.0%	4.0%
% of case starts with a reported IOTN of 4	9	9	100.0%	79.3%	76.4%	77.8%
% of case starts with a reported IOTN of 5	0	9	N/A	17.4%	17.5%	16.7 %
% of concluded courses in receipt of dual-arch fixed appliances	6	8	75.0%	60.8%	70.3%	74.3%
% of concluded courses where treatment was abandoned or discontinued	2	8	25.0%	14.0%	8.3%	6.9%
% of patients satisfied with the treatment they have received	0	0	N/A	96.4%	96.1%	95.7%

\* Figures in italics indicate that the base number is less than 100.

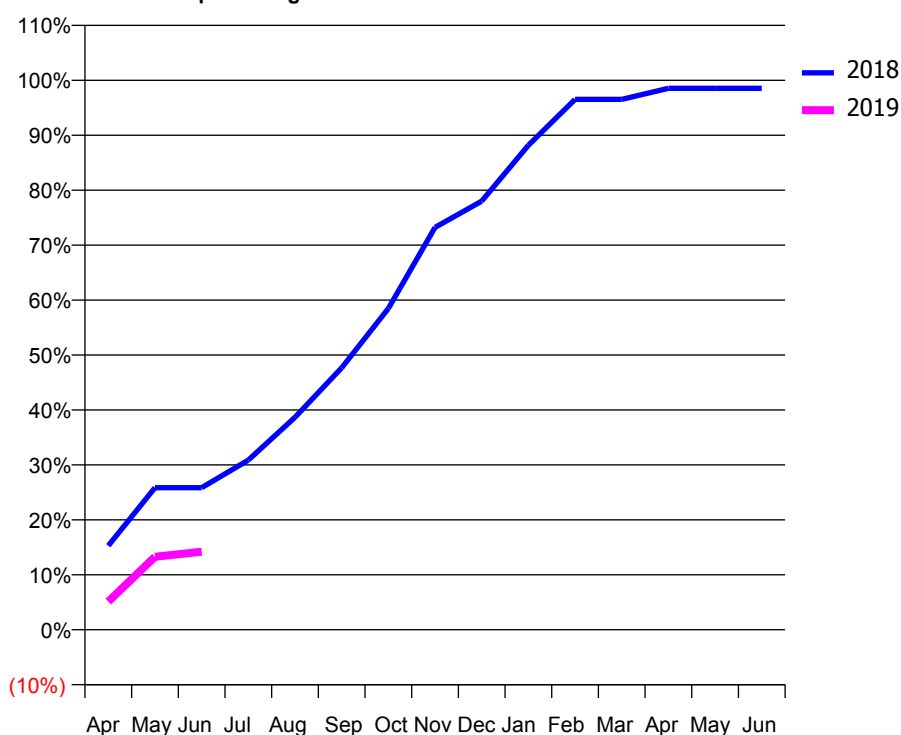
### Q54 - Vital Signs Orthodontic At a Glance Contract Report for 131342/0001 - June 2018

Name or company name	Camila Pema Dhaya & Jatinder Kaur	18/19 Contracted general activity (UDA)	44,254
Contract type name	GDS Contract	Carry forward general activity (UDA)	0
Purpose of contract	General and Orthodontic	18/19 Contracted orthodontic activity (UOA)	1,091
Contract start date	01/04/2010	Carry forward orthodontic activity (UOA)	0
Contract end date		Baseline contract value	£1,329,614.45

ACCESS	Contract	England and Wales
24 month ratio of assessments to patient IDs	1.05	1.09

ACTIVITY	Contract
Contract assess and fit appliances (case starts) as a percentage of Area Team case starts	0.4 %

Cumulative percentage of contracted UOA delivered 2018 & 2019



Month	Adjusted Scheduled Activity (UOA)		
	2017	2018	2019
April	30	167	56
May	54	282	145
June	58	282	155
July	188	337	
August	279	422	
September	459	520	
October	662	638	
November	711	799	
December	824	851	
January	1,041	962	
February	1,068	1,053	
March	1,072	1,053	
April	1,074	1,075	
May	1,075	1,075	
June	1,076	1,075	

#### QUANTITY METRICS (rolling 12 month period)

	Contract Quantity	Contract Base Number	Contract *	Area Team	Region	England
% of all assessments that were assess and fit appliances (case starts)	38	190	20.0%	55.4%	57.8%	60.4%
% of all assessments that were assess and refuse	27	190	14.2%	11.3%	11.1%	11.4%
% of all assessments that were assess and review	125	190	65.8%	33.3%	31.1%	28.3%
% of case starts with a reported IOTN of 3 and Aesthetic Component of 5 or below	0	38	<i>N/A</i>	0.0%	0.1%	0.1%
% of case starts with a reported IOTN of 3 and Aesthetic Component of 6 or above	4	38	10.5%	2.3%	4.0%	4.0%
% of case starts with a reported IOTN of 4	30	38	78.9%	79.3%	76.4%	77.8%
% of case starts with a reported IOTN of 5	4	38	10.5%	17.4%	17.5%	16.7 %
% of concluded courses in receipt of dual-arch fixed appliances	14	20	70.0%	60.8%	70.3%	74.3%
% of concluded courses where treatment was abandoned or discontinued	5	20	25.0%	14.0%	8.3%	6.9%
% of patients satisfied with the treatment they have received	1	1	100.0%	96.4%	96.1%	95.7%

\* Figures in italics indicate that the base number is less than 100.

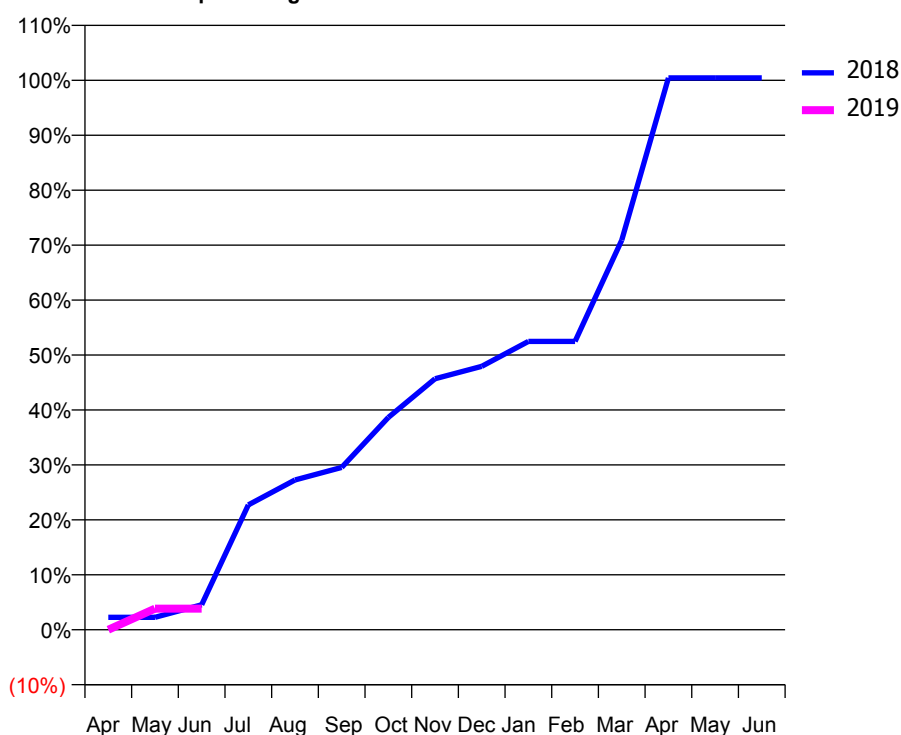
### Q54 - Vital Signs Orthodontic At a Glance Contract Report for 138657/0001 - June 2018

Name or company name	Coalway Road Dental Practice	18/19 Contracted general activity (UDA)	15,000
Contract type name	GDS Contract	Carry forward general activity (UDA)	0
Purpose of contract	General and Orthodontic	18/19 Contracted orthodontic activity (UOA)	546
Contract start date	01/06/2011	Carry forward orthodontic activity (UOA)	0
Contract end date		Baseline contract value	£321,111.99

ACCESS	Contract	England and Wales
24 month ratio of assessments to patient IDs	1.00	1.09

ACTIVITY	Contract
Contract assess and fit appliances (case starts) as a percentage of Area Team case starts	0.5 %

Cumulative percentage of contracted UOA delivered 2018 & 2019



Month	Adjusted Scheduled Activity (UOA)		
	2017	2018	2019
April	21	21	0
May	42	21	21
June	42	42	21
July	147	210	
August	147	252	
September	168	273	
October	189	357	
November	189	422	
December	210	443	
January	231	485	
February	378	485	
March	504	655	
April	546	928	
May	546	928	
June	546	928	

#### QUANTITY METRICS (rolling 12 month period)

	Contract Quantity	Contract Base Number	Contract *	Area Team	Region	England
% of all assessments that were assess and fit appliances (case starts)	43	43	100.0%	55.4%	57.8%	60.4%
% of all assessments that were assess and refuse	0	43	0.0%	11.3%	11.1%	11.4%
% of all assessments that were assess and review	0	43	0.0%	33.3%	31.1%	28.3%
% of case starts with a reported IOTN of 3 and Aesthetic Component of 5 or below	0	43	N/A	0.0%	0.1%	0.1%
% of case starts with a reported IOTN of 3 and Aesthetic Component of 6 or above	2	43	4.7%	2.3%	4.0%	4.0%
% of case starts with a reported IOTN of 4	32	43	74.4%	79.3%	76.4%	77.8%
% of case starts with a reported IOTN of 5	9	43	20.9%	17.4%	17.5%	16.7 %
% of concluded courses in receipt of dual-arch fixed appliances	14	24	58.3%	60.8%	70.3%	74.3%
% of concluded courses where treatment was abandoned or discontinued	10	24	41.7%	14.0%	8.3%	6.9%
% of patients satisfied with the treatment they have received	3	3	100.0%	96.4%	96.1%	95.7%

\* Figures in italics indicate that the base number is less than 100.

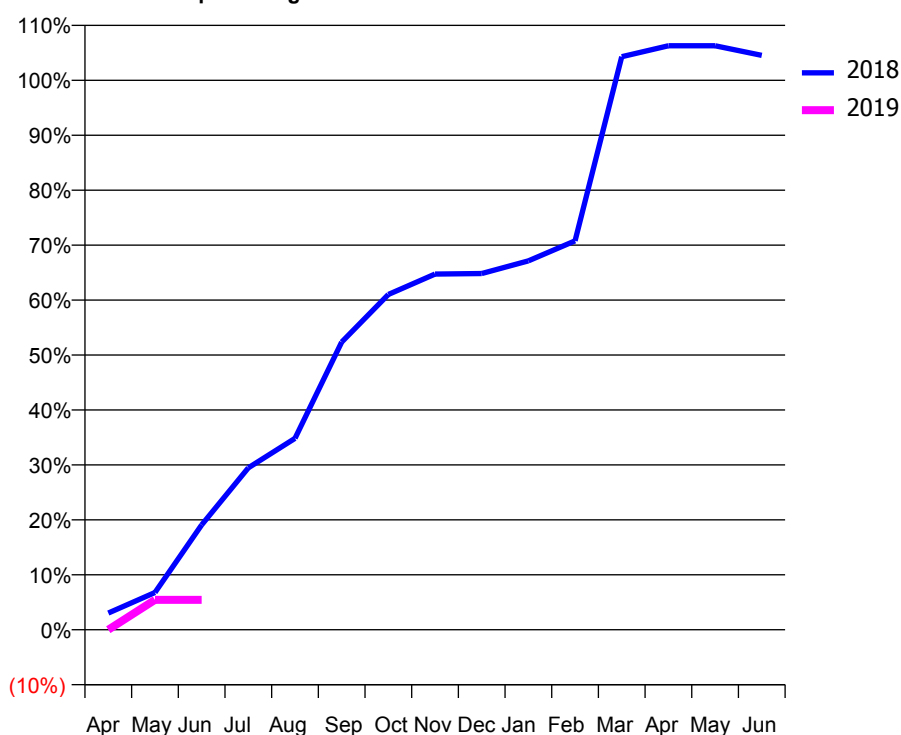
### Q54 - Vital Signs Orthodontic At a Glance Contract Report for 140260/0001 - June 2018

Name or company name	Thornley & Thornley	18/19 Contracted general activity (UDA)	3,132
Contract type name	GDS Contract	Carry forward general activity (UDA)	0
Purpose of contract	General and Orthodontic	18/19 Contracted orthodontic activity (UOA)	791
Contract start date	01/04/2006	Carry forward orthodontic activity (UOA)	0
Contract end date		Baseline contract value	£135,361.75

ACCESS	Contract	England and Wales
24 month ratio of assessments to patient IDs	1.07	1.09

ACTIVITY	Contract
Contract assess and fit appliances (case starts) as a percentage of Area Team case starts	0.6 %

Cumulative percentage of contracted UOA delivered 2018 & 2019



Month	Adjusted Scheduled Activity (UOA)		
	2017	2018	2019
April	103	37	0
May	245	82	43
June	252	231	43
July	350	357	
August	401	422	
September	638	634	
October	752	739	
November	902	784	
December	916	785	
January	927	813	
February	946	857	
March	948	1,263	
April	948	1,287	
May	948	1,287	
June	952	1,266	

#### QUANTITY METRICS (rolling 12 month period)

	Contract Quantity	Contract Base Number	Contract *	Area Team	Region	England
% of all assessments that were assess and fit appliances (case starts)	52	72	72.2%	55.4%	57.8%	60.4%
% of all assessments that were assess and refuse	6	72	8.3%	11.3%	11.1%	11.4%
% of all assessments that were assess and review	14	72	19.4%	33.3%	31.1%	28.3%
% of case starts with a reported IOTN of 3 and Aesthetic Component of 5 or below	0	52	<i>N/A</i>	0.0%	0.1%	0.1%
% of case starts with a reported IOTN of 3 and Aesthetic Component of 6 or above	6	52	11.5%	2.3%	4.0%	4.0%
% of case starts with a reported IOTN of 4	39	52	75.0%	79.3%	76.4%	77.8%
% of case starts with a reported IOTN of 5	7	52	13.5%	17.4%	17.5%	16.7 %
% of concluded courses in receipt of dual-arch fixed appliances	28	30	93.3%	60.8%	70.3%	74.3%
% of concluded courses where treatment was abandoned or discontinued	2	30	6.7%	14.0%	8.3%	6.9%
% of patients satisfied with the treatment they have received	0	0	<i>N/A</i>	96.4%	96.1%	95.7%

\* Figures in italics indicate that the base number is less than 100.

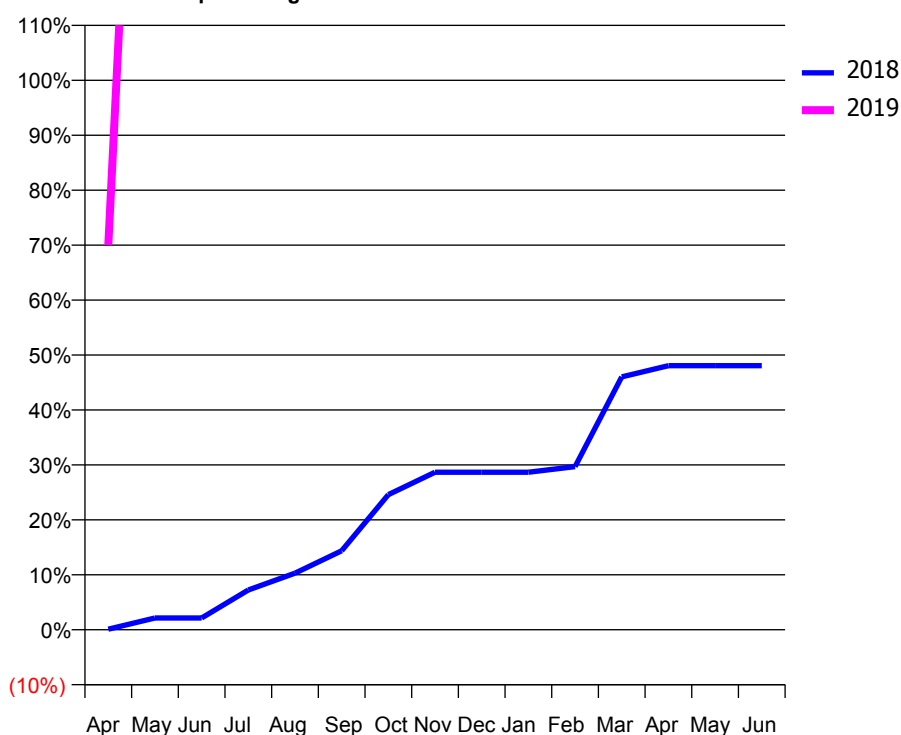
### Q54 - Vital Signs Orthodontic At a Glance Contract Report for 142131/0004 - June 2018

Name or company name	New Road Dental Practice	18/19 Contracted general activity (UDA)	0
Contract type name	PDS Contract	Carry forward general activity (UDA)	0
Purpose of contract	Orthodontic	18/19 Contracted orthodontic activity (UOA)	630
Contract start date	13/06/2011	Carry forward orthodontic activity (UOA)	0
Contract end date	31/03/2019	Baseline contract value	£30,325.81

ACCESS	Contract	England and Wales
24 month ratio of assessments to patient IDs	1.00	1.09

ACTIVITY	Contract
Contract assess and fit appliances (case starts) as a percentage of Area Team case starts	1.3 %

Cumulative percentage of contracted UOA delivered 2018 & 2019



Month	Adjusted Scheduled Activity (UOA)		
	2017	2018	2019
April	2	2	441
May	2	44	1,512
June	2	44	1,512
July	23	149	
August	23	212	
September	23	296	
October	65	506	
November	86	590	
December	86	590	
January	212	590	
February	296	611	
March	464	947	
April	632	989	
May	632	989	
June	632	989	

#### QUANTITY METRICS (rolling 12 month period)

	Contract Quantity	Contract Base Number	Contract *	Area Team	Region	England
% of all assessments that were assess and fit appliances (case starts)	117	117	100.0%	55.4%	57.8%	60.4%
% of all assessments that were assess and refuse	0	117	0.0%	11.3%	11.1%	11.4%
% of all assessments that were assess and review	0	117	0.0%	33.3%	31.1%	28.3%
% of case starts with a reported IOTN of 3 and Aesthetic Component of 5 or below	0	117	N/A	0.0%	0.1%	0.1%
% of case starts with a reported IOTN of 3 and Aesthetic Component of 6 or above	4	117	3.4%	2.3%	4.0%	4.0%
% of case starts with a reported IOTN of 4	83	117	70.9%	79.3%	76.4%	77.8%
% of case starts with a reported IOTN of 5	30	117	25.6%	17.4%	17.5%	16.7 %
% of concluded courses in receipt of dual-arch fixed appliances	11	28	39.3%	60.8%	70.3%	74.3%
% of concluded courses where treatment was abandoned or discontinued	17	28	60.7%	14.0%	8.3%	6.9%
% of patients satisfied with the treatment they have received	3	3	100.0%	96.4%	96.1%	95.7%

\* Figures in italics indicate that the base number is less than 100.

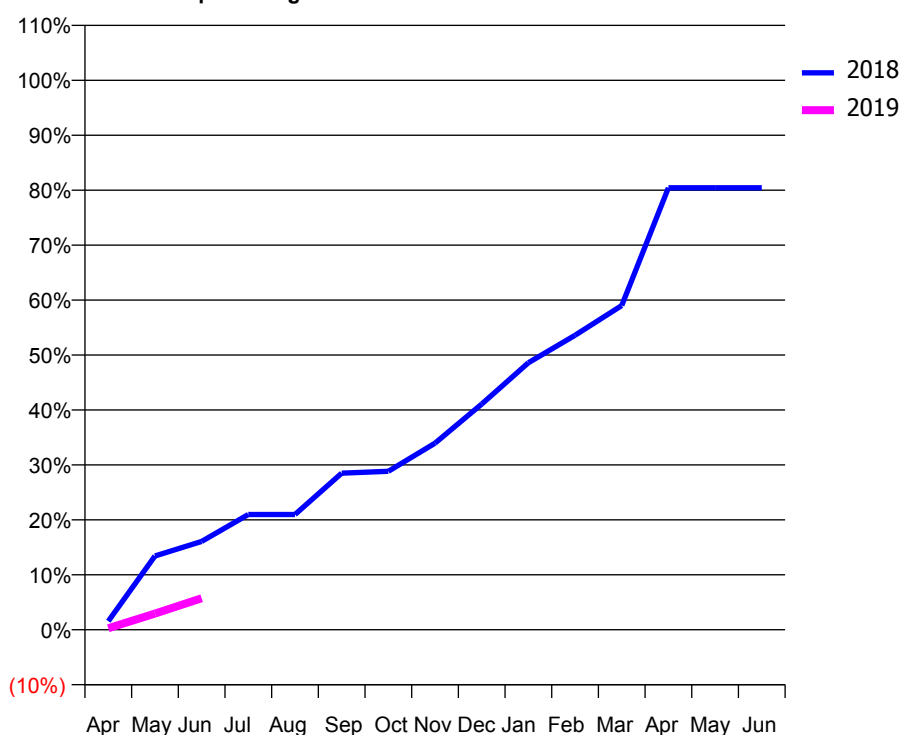
### Q54 - Vital Signs Orthodontic At a Glance Contract Report for 148733/0001 - June 2018

Name or company name	Morgan Dental	18/19 Contracted general activity (UDA)	773
Contract type name	GDS Contract	Carry forward general activity (UDA)	0
Purpose of contract	General and Orthodontic	18/19 Contracted orthodontic activity (UOA)	900
Contract start date	01/10/2013	Carry forward orthodontic activity (UOA)	0
Contract end date		Baseline contract value	£79,304.20

ACCESS	Contract	England and Wales
24 month ratio of assessments to patient IDs	1.09	1.09

ACTIVITY	Contract
Contract assess and fit appliances (case starts) as a percentage of Area Team case starts	0.3 %

Cumulative percentage of contracted UOA delivered 2018 & 2019



Month	Adjusted Scheduled Activity (UOA)		
	2017	2018	2019
April	9	14	3
May	156	121	27
June	157	145	52
July	181	189	
August	204	189	
September	247	257	
October	423	260	
November	469	306	
December	493	370	
January	560	437	
February	633	482	
March	760	531	
April	909	724	
May	911	724	
June	913	724	

#### QUANTITY METRICS (rolling 12 month period)

	Contract Quantity	Contract Base Number	Contract *	Area Team	Region	England
% of all assessments that were assess and fit appliances (case starts)	28	66	42.4%	55.4%	57.8%	60.4%
% of all assessments that were assess and refuse	9	66	13.6%	11.3%	11.1%	11.4%
% of all assessments that were assess and review	29	66	43.9%	33.3%	31.1%	28.3%
% of case starts with a reported IOTN of 3 and Aesthetic Component of 5 or below	0	28	N/A	0.0%	0.1%	0.1%
% of case starts with a reported IOTN of 3 and Aesthetic Component of 6 or above	1	28	3.6%	2.3%	4.0%	4.0%
% of case starts with a reported IOTN of 4	27	28	96.4%	79.3%	76.4%	77.8%
% of case starts with a reported IOTN of 5	0	28	N/A	17.4%	17.5%	16.7 %
% of concluded courses in receipt of dual-arch fixed appliances	11	19	57.9%	60.8%	70.3%	74.3%
% of concluded courses where treatment was abandoned or discontinued	2	19	10.5%	14.0%	8.3%	6.9%
% of patients satisfied with the treatment they have received	0	0	N/A	96.4%	96.1%	95.7%

\* Figures in italics indicate that the base number is less than 100.

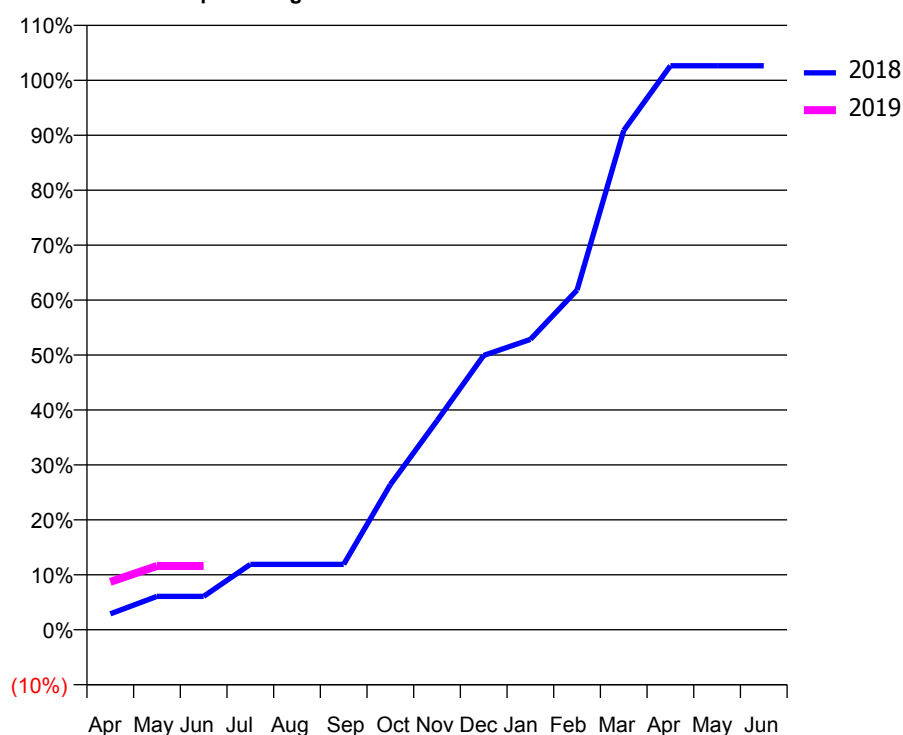
### Q54 - Vital Signs Orthodontic At a Glance Contract Report for 150665/0001 - June 2018

Name or company name	Shaw & Jandu Dental Practice	18/19 Contracted general activity (UDA)	10,110
Contract type name	GDS Contract	Carry forward general activity (UDA)	0
Purpose of contract	General and Orthodontic	18/19 Contracted orthodontic activity (UOA)	723
Contract start date	01/04/2009	Carry forward orthodontic activity (UOA)	0
Contract end date		Baseline contract value	£261,261.90

ACCESS	Contract	England and Wales
24 month ratio of assessments to patient IDs	1.00	1.09

ACTIVITY	Contract
Contract assess and fit appliances (case starts) as a percentage of Area Team case starts	0.4 %

Cumulative percentage of contracted UOA delivered 2018 & 2019



Month	Adjusted Scheduled Activity (UOA)		
	2017	2018	2019
April	-5	21	63
May	-5	44	84
June	37	44	84
July	121	86	
August	184	86	
September	226	86	
October	247	191	
November	289	275	
December	352	361	
January	499	382	
February	583	447	
March	730	657	
April	730	742	
May	730	742	
June	730	742	

#### QUANTITY METRICS (rolling 12 month period)

	Contract Quantity	Contract Base Number	Contract *	Area Team	Region	England
% of all assessments that were assess and fit appliances (case starts)	37	38	97.4%	55.4%	57.8%	60.4%
% of all assessments that were assess and refuse	0	38	0.0%	11.3%	11.1%	11.4%
% of all assessments that were assess and review	1	38	2.6%	33.3%	31.1%	28.3%
% of case starts with a reported IOTN of 3 and Aesthetic Component of 5 or below	0	37	N/A	0.0%	0.1%	0.1%
% of case starts with a reported IOTN of 3 and Aesthetic Component of 6 or above	0	37	N/A	2.3%	4.0%	4.0%
% of case starts with a reported IOTN of 4	34	37	91.9%	79.3%	76.4%	77.8%
% of case starts with a reported IOTN of 5	3	37	8.1%	17.4%	17.5%	16.7 %
% of concluded courses in receipt of dual-arch fixed appliances	9	20	45.0%	60.8%	70.3%	74.3%
% of concluded courses where treatment was abandoned or discontinued	7	20	35.0%	14.0%	8.3%	6.9%
% of patients satisfied with the treatment they have received	0	0	N/A	96.4%	96.1%	95.7%

\* Figures in italics indicate that the base number is less than 100.



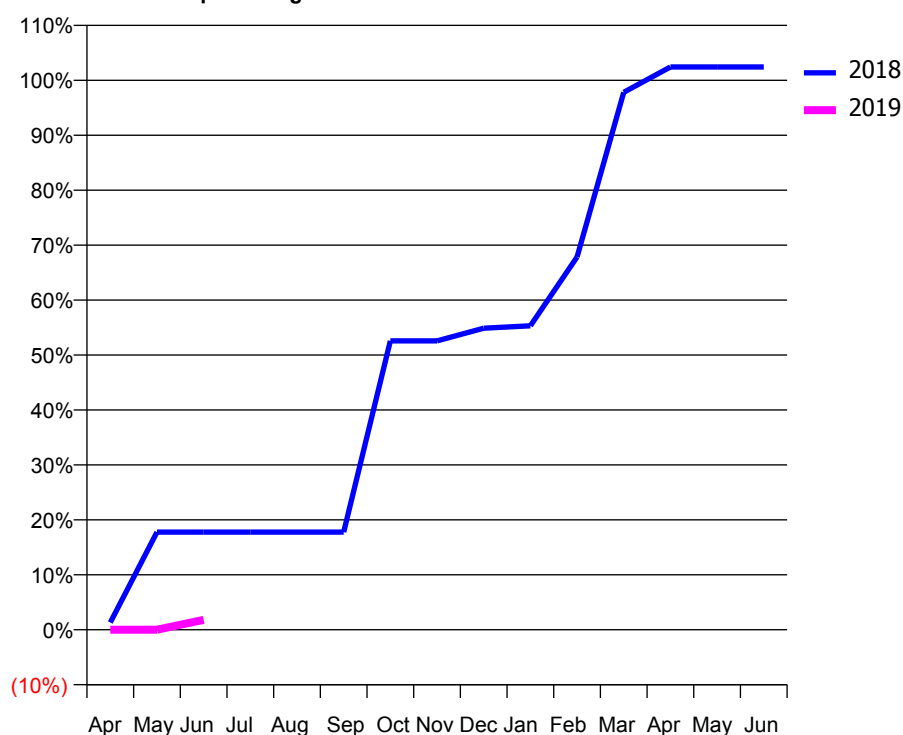
### Q54 - Vital Signs Orthodontic At a Glance Contract Report for 155861/0001 - June 2018

Name or company name	Bilston Dental Surgery	18/19 Contracted general activity (UDA)	16,221
Contract type name	GDS Contract	Carry forward general activity (UDA)	0
Purpose of contract	General and Orthodontic	18/19 Contracted orthodontic activity (UOA)	554
Contract start date	25/02/2011	Carry forward orthodontic activity (UOA)	0
Contract end date		Baseline contract value	£383,470.32

ACCESS	Contract	England and Wales
24 month ratio of assessments to patient IDs	1.07	1.09

ACTIVITY	Contract
Contract assess and fit appliances (case starts) as a percentage of Area Team case starts	0.4 %

Cumulative percentage of contracted UOA delivered 2018 & 2019



Month	Adjusted Scheduled Activity (UOA)		
	2017	2018	2019
April	24	12	0
May	150	162	0
June	213	162	10
July	341	162	
August	341	162	
September	341	162	
October	534	479	
November	534	479	
December	539	500	
January	540	504	
February	540	618	
March	540	891	
April	545	933	
May	566	933	
June	566	933	

#### QUANTITY METRICS (rolling 12 month period)

	Contract Quantity	Contract Base Number	Contract *	Area Team	Region	England
% of all assessments that were assess and fit appliances (case starts)	36	59	61.0%	55.4%	57.8%	60.4%
% of all assessments that were assess and refuse	5	59	8.5%	11.3%	11.1%	11.4%
% of all assessments that were assess and review	18	59	30.5%	33.3%	31.1%	28.3%
% of case starts with a reported IOTN of 3 and Aesthetic Component of 5 or below	0	36	N/A	0.0%	0.1%	0.1%
% of case starts with a reported IOTN of 3 and Aesthetic Component of 6 or above	0	36	N/A	2.3%	4.0%	4.0%
% of case starts with a reported IOTN of 4	32	36	88.9%	79.3%	76.4%	77.8%
% of case starts with a reported IOTN of 5	4	36	11.1%	17.4%	17.5%	16.7 %
% of concluded courses in receipt of dual-arch fixed appliances	3	6	50.0%	60.8%	70.3%	74.3%
% of concluded courses where treatment was abandoned or discontinued	3	6	50.0%	14.0%	8.3%	6.9%
% of patients satisfied with the treatment they have received	1	1	100.0%	96.4%	96.1%	95.7%

\* Figures in italics indicate that the base number is less than 100.

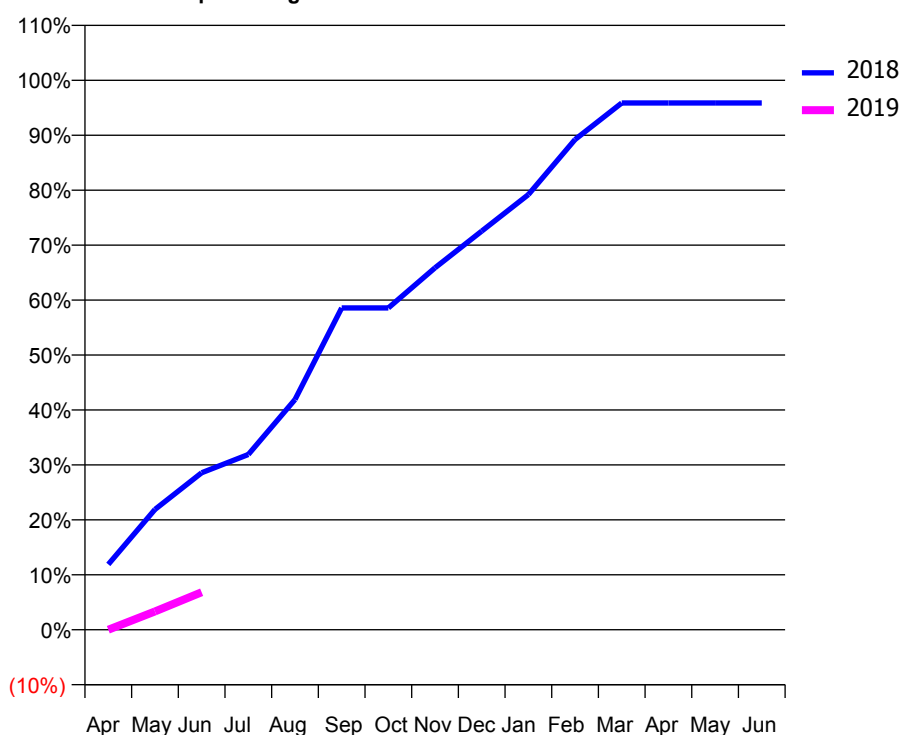
### Q54 - Vital Signs Orthodontic At a Glance Contract Report for 157422/0007 - June 2018

Name or company name	Priory Dental Practice	18/19 Contracted general activity (UDA)	0
Contract type name	PDS Contract	Carry forward general activity (UDA)	0
Purpose of contract	Orthodontic	18/19 Contracted orthodontic activity (UOA)	630
Contract start date	13/06/2011	Carry forward orthodontic activity (UOA)	0
Contract end date	31/03/2019	Baseline contract value	£30,325.81

ACCESS	Contract	England and Wales
24 month ratio of assessments to patient IDs	1.01	1.09

ACTIVITY	Contract
Contract assess and fit appliances (case starts) as a percentage of Area Team case starts	0.3 %

Cumulative percentage of contracted UOA delivered 2018 & 2019



Month	Adjusted Scheduled Activity (UOA)		
	2017	2018	2019
April	14	75	0
May	16	138	21
June	58	180	43
July	145	201	
August	272	264	
September	357	369	
October	403	369	
November	490	415	
December	512	457	
January	537	499	
February	579	562	
March	642	604	
April	642	604	
May	642	604	
June	642	604	

#### QUANTITY METRICS (rolling 12 month period)

	Contract Quantity	Contract Base Number	Contract *	Area Team	Region	England
% of all assessments that were assess and fit appliances (case starts)	23	26	88.5%	55.4%	57.8%	60.4%
% of all assessments that were assess and refuse	1	26	3.8%	11.3%	11.1%	11.4%
% of all assessments that were assess and review	2	26	7.7%	33.3%	31.1%	28.3%
% of case starts with a reported IOTN of 3 and Aesthetic Component of 5 or below	0	23	N/A	0.0%	0.1%	0.1%
% of case starts with a reported IOTN of 3 and Aesthetic Component of 6 or above	0	23	N/A	2.3%	4.0%	4.0%
% of case starts with a reported IOTN of 4	21	23	91.3%	79.3%	76.4%	77.8%
% of case starts with a reported IOTN of 5	2	23	8.7%	17.4%	17.5%	16.7 %
% of concluded courses in receipt of dual-arch fixed appliances	11	15	73.3%	60.8%	70.3%	74.3%
% of concluded courses where treatment was abandoned or discontinued	0	15	0.0%	14.0%	8.3%	6.9%
% of patients satisfied with the treatment they have received	0	0	N/A	96.4%	96.1%	95.7%

\* Figures in italics indicate that the base number is less than 100.

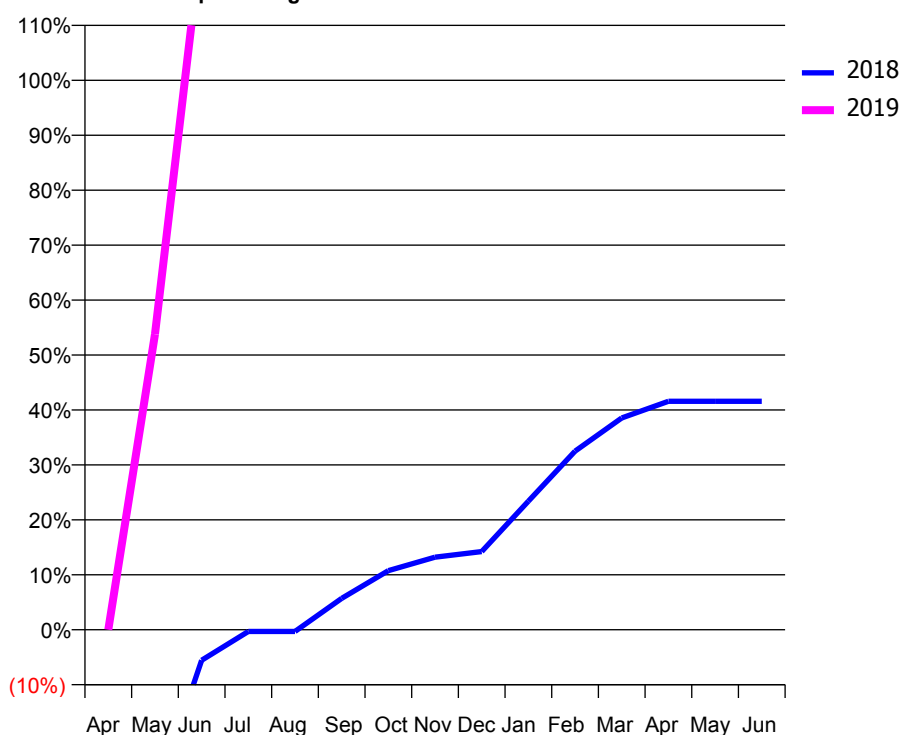
### Q54 - Vital Signs Orthodontic At a Glance Contract Report for 171654/0001 - June 2018

Name or company name	Kingswinford Health Centre 2	18/19 Contracted general activity (UDA)	11,155
Contract type name	GDS Contract	Carry forward general activity (UDA)	0
Purpose of contract	General and Orthodontic	18/19 Contracted orthodontic activity (UOA)	820
Contract start date	01/09/2014	Carry forward orthodontic activity (UOA)	0
Contract end date		Baseline contract value	£323,581.91

ACCESS	Contract	England and Wales
24 month ratio of assessments to patient IDs	1.02	1.09

ACTIVITY	Contract
Contract assess and fit appliances (case starts) as a percentage of Area Team case starts	1.1 %

Cumulative percentage of contracted UOA delivered 2018 & 2019



Month	Adjusted Scheduled Activity (UOA)		
	2017	2018	2019
April	0	-756	0
May	273	-641	441
June	349	-116	1,031
July	437	-7	
August	710	-7	
September	710	119	
October	710	224	
November	710	275	
December	732	296	
January	732	487	
February	795	676	
March	799	802	
April	799	865	
May	799	865	
June	799	865	

#### QUANTITY METRICS (rolling 12 month period)

	Contract Quantity	Contract Base Number	Contract *	Area Team	Region	England
% of all assessments that were assess and fit appliances (case starts)	95	110	86.4%	55.4%	57.8%	60.4%
% of all assessments that were assess and refuse	5	110	4.5%	11.3%	11.1%	11.4%
% of all assessments that were assess and review	10	110	9.1%	33.3%	31.1%	28.3%
% of case starts with a reported IOTN of 3 and Aesthetic Component of 5 or below	0	95	<i>N/A</i>	0.0%	0.1%	0.1%
% of case starts with a reported IOTN of 3 and Aesthetic Component of 6 or above	5	95	5.3%	2.3%	4.0%	4.0%
% of case starts with a reported IOTN of 4	70	95	73.7%	79.3%	76.4%	77.8%
% of case starts with a reported IOTN of 5	20	95	21.1%	17.4%	17.5%	16.7 %
% of concluded courses in receipt of dual-arch fixed appliances	18	43	41.9%	60.8%	70.3%	74.3%
% of concluded courses where treatment was abandoned or discontinued	24	43	55.8%	14.0%	8.3%	6.9%
% of patients satisfied with the treatment they have received	4	4	100.0%	96.4%	96.1%	95.7%

\* Figures in italics indicate that the base number is less than 100.

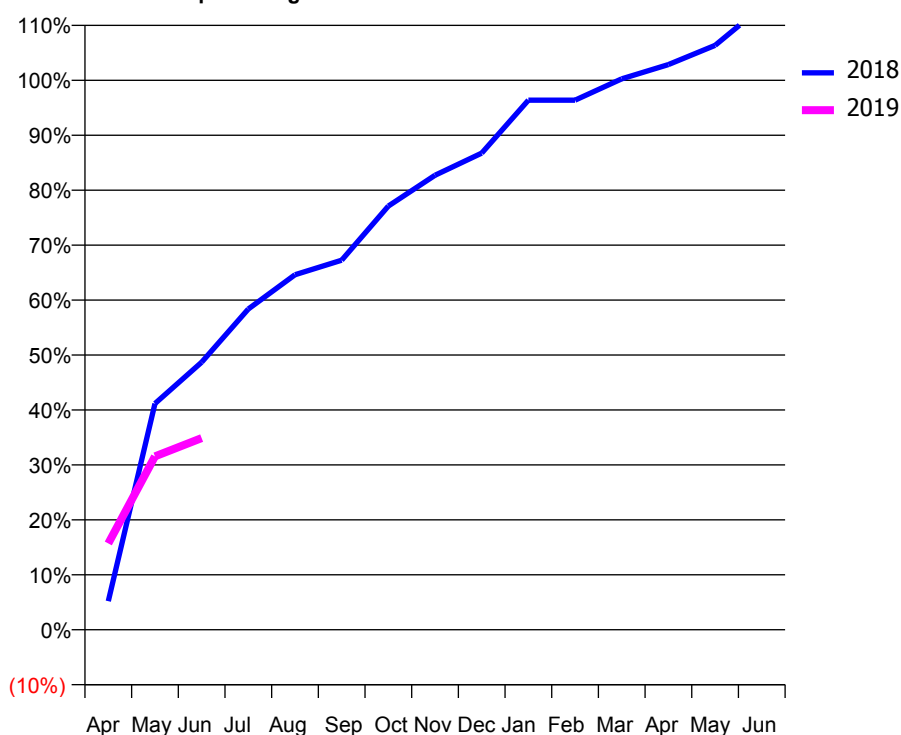
### Q54 - Vital Signs Orthodontic At a Glance Contract Report for 176745/0001 - June 2018

Name or company name	Dr V Ansari	18/19 Contracted general activity (UDA)	3,216
Contract type name	GDS Contract	Carry forward general activity (UDA)	0
Purpose of contract	General and Orthodontic	18/19 Contracted orthodontic activity (UOA)	2,050
Contract start date	01/04/2012	Carry forward orthodontic activity (UOA)	0
Contract end date		Baseline contract value	£217,718.84

ACCESS	Contract	England and Wales
24 month ratio of assessments to patient IDs	1.11	1.09

ACTIVITY	Contract
Contract assess and fit appliances (case starts) as a percentage of Area Team case starts	1.2 %

Cumulative percentage of contracted UOA delivered 2018 & 2019



Month	Adjusted Scheduled Activity (UOA)		
	2017	2018	2019
April	780	125	322
May	1,059	991	647
June	1,222	1,172	715
July	1,320	1,405	
August	1,422	1,555	
September	1,554	1,619	
October	1,768	1,856	
November	1,967	1,991	
December	2,116	2,088	
January	2,095	2,320	
February	2,095	2,320	
March	2,053	2,413	
April	2,053	2,476	
May	2,074	2,560	
June	2,095	2,728	

#### QUANTITY METRICS (rolling 12 month period)

	Contract Quantity	Contract Base Number	Contract *	Area Team	Region	England
% of all assessments that were assess and fit appliances (case starts)	103	209	49.3%	55.4%	57.8%	60.4%
% of all assessments that were assess and refuse	45	209	21.5%	11.3%	11.1%	11.4%
% of all assessments that were assess and review	61	209	29.2%	33.3%	31.1%	28.3%
% of case starts with a reported IOTN of 3 and Aesthetic Component of 5 or below	0	103	N/A	0.0%	0.1%	0.1%
% of case starts with a reported IOTN of 3 and Aesthetic Component of 6 or above	1	103	1.0%	2.3%	4.0%	4.0%
% of case starts with a reported IOTN of 4	99	103	96.1%	79.3%	76.4%	77.8%
% of case starts with a reported IOTN of 5	3	103	2.9%	17.4%	17.5%	16.7 %
% of concluded courses in receipt of dual-arch fixed appliances	85	94	90.4%	60.8%	70.3%	74.3%
% of concluded courses where treatment was abandoned or discontinued	9	94	9.6%	14.0%	8.3%	6.9%
% of patients satisfied with the treatment they have received	2	2	100.0%	96.4%	96.1%	95.7%

\* Figures in italics indicate that the base number is less than 100.

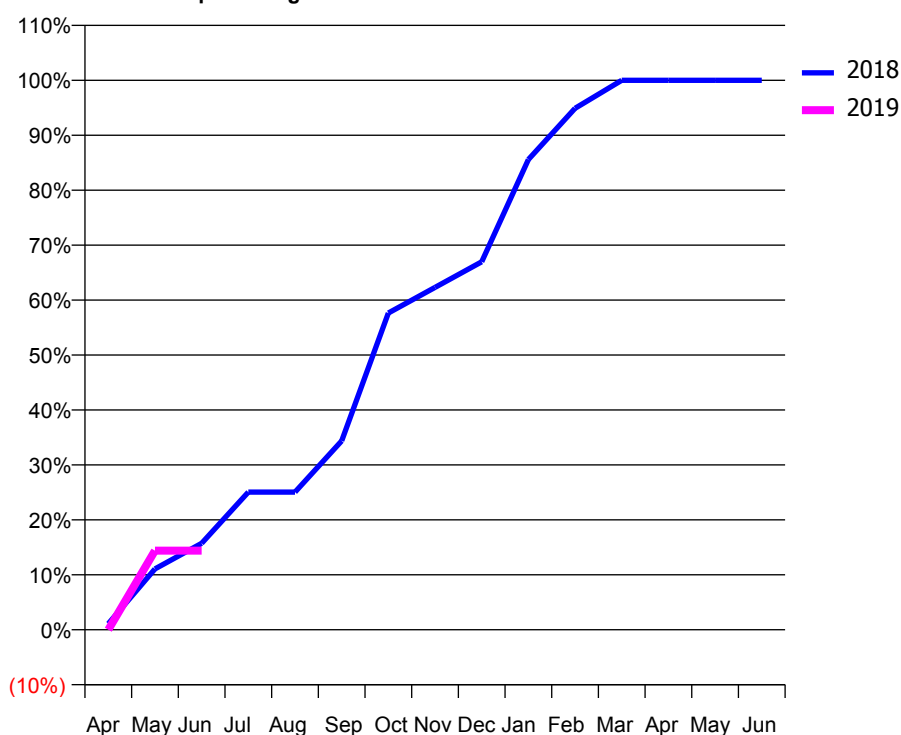
### Q54 - Vital Signs Orthodontic At a Glance Contract Report for 184926/0001 - June 2018

Name or company name	Mrs Jaspreet Kiran Kaur Pahal	18/19 Contracted general activity (UDA)	7,545
Contract type name	GDS Contract	Carry forward general activity (UDA)	0
Purpose of contract	General and Orthodontic	18/19 Contracted orthodontic activity (UOA)	451
Contract start date	01/01/2016	Carry forward orthodontic activity (UOA)	0
Contract end date		Baseline contract value	£207,236.21

ACCESS	Contract	England and Wales
24 month ratio of assessments to patient IDs	1.05	1.09

ACTIVITY	Contract
Contract assess and fit appliances (case starts) as a percentage of Area Team case starts	0.2 %

Cumulative percentage of contracted UOA delivered 2018 & 2019



Month	Adjusted Scheduled Activity (UOA)		
	2017	2018	2019
April	5	5	0
May	5	50	65
June	7	71	65
July	114	113	
August	114	113	
September	114	155	
October	114	260	
November	282	281	
December	370	302	
January	413	386	
February	435	428	
March	456	451	
April	456	451	
May	456	451	
June	456	451	

#### QUANTITY METRICS (rolling 12 month period)

	Contract Quantity	Contract Base Number	Contract *	Area Team	Region	England
% of all assessments that were assess and fit appliances (case starts)	21	25	84.0%	55.4%	57.8%	60.4%
% of all assessments that were assess and refuse	3	25	12.0%	11.3%	11.1%	11.4%
% of all assessments that were assess and review	1	25	4.0%	33.3%	31.1%	28.3%
% of case starts with a reported IOTN of 3 and Aesthetic Component of 5 or below	0	21	N/A	0.0%	0.1%	0.1%
% of case starts with a reported IOTN of 3 and Aesthetic Component of 6 or above	4	21	19.0%	2.3%	4.0%	4.0%
% of case starts with a reported IOTN of 4	15	21	71.4%	79.3%	76.4%	77.8%
% of case starts with a reported IOTN of 5	1	21	4.8%	17.4%	17.5%	16.7 %
% of concluded courses in receipt of dual-arch fixed appliances	0	7	N/A	60.8%	70.3%	74.3%
% of concluded courses where treatment was abandoned or discontinued	1	7	14.3%	14.0%	8.3%	6.9%
% of patients satisfied with the treatment they have received	1	1	100.0%	96.4%	96.1%	95.7%

\* Figures in italics indicate that the base number is less than 100.

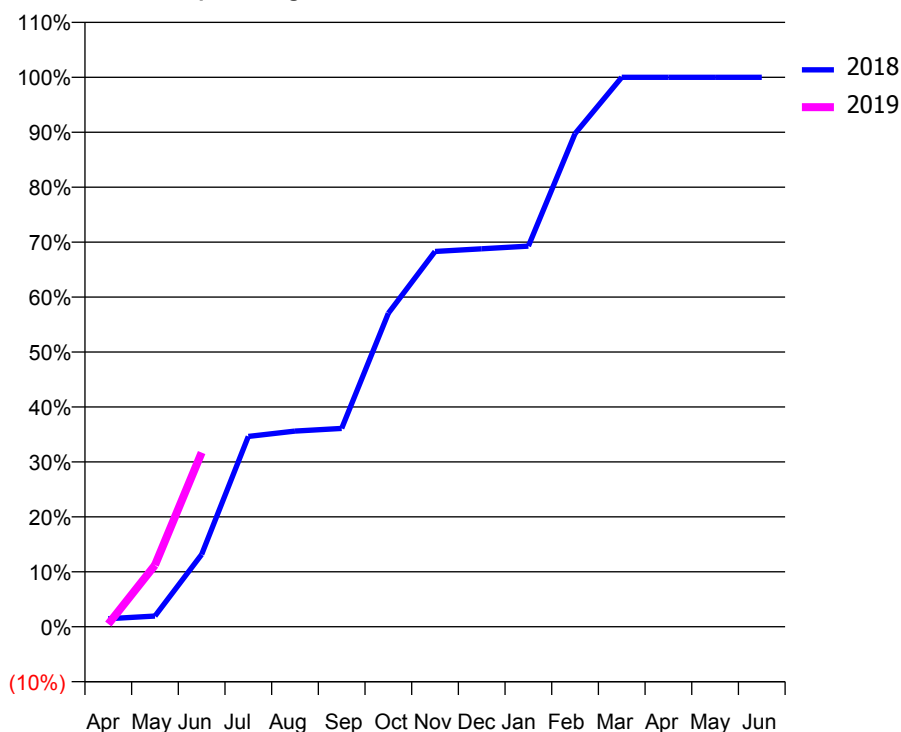
### Q54 - Vital Signs Orthodontic At a Glance Contract Report for 190489/0001 - June 2018

Name or company name	Titley, Darby, Dehal and Associates	18/19 Contracted general activity (UDA)	27,023
Contract type name	GDS Contract	Carry forward general activity (UDA)	0
Purpose of contract	General and Orthodontic	18/19 Contracted orthodontic activity (UOA)	205
Contract start date	01/11/2011	Carry forward orthodontic activity (UOA)	0
Contract end date		Baseline contract value	£656,605.01

ACCESS	Contract	England and Wales
24 month ratio of assessments to patient IDs	1.11	1.09

ACTIVITY	Contract
Contract assess and fit appliances (case starts) as a percentage of Area Team case starts	0.1 %

Cumulative percentage of contracted UOA delivered 2018 & 2019



Month	Adjusted Scheduled Activity (UOA)		
	2017	2018	2019
April	-1	3	1
May	-1	4	23
June	22	27	65
July	22	71	
August	22	73	
September	22	74	
October	22	117	
November	106	140	
December	107	141	
January	108	142	
February	175	184	
March	203	205	
April	204	205	
May	204	205	
June	204	205	

#### QUANTITY METRICS (rolling 12 month period)

	Contract Quantity	Contract Base Number	Contract *	Area Team	Region	England
% of all assessments that were assess and fit appliances (case starts)	11	24	45.8%	55.4%	57.8%	60.4%
% of all assessments that were assess and refuse	4	24	16.7%	11.3%	11.1%	11.4%
% of all assessments that were assess and review	9	24	37.5%	33.3%	31.1%	28.3%
% of case starts with a reported IOTN of 3 and Aesthetic Component of 5 or below	0	11	N/A	0.0%	0.1%	0.1%
% of case starts with a reported IOTN of 3 and Aesthetic Component of 6 or above	0	11	N/A	2.3%	4.0%	4.0%
% of case starts with a reported IOTN of 4	11	11	100.0%	79.3%	76.4%	77.8%
% of case starts with a reported IOTN of 5	0	11	N/A	17.4%	17.5%	16.7 %
% of concluded courses in receipt of dual-arch fixed appliances	0	6	N/A	60.8%	70.3%	74.3%
% of concluded courses where treatment was abandoned or discontinued	0	6	0.0%	14.0%	8.3%	6.9%
% of patients satisfied with the treatment they have received	0	0	N/A	96.4%	96.1%	95.7%

\* Figures in italics indicate that the base number is less than 100.

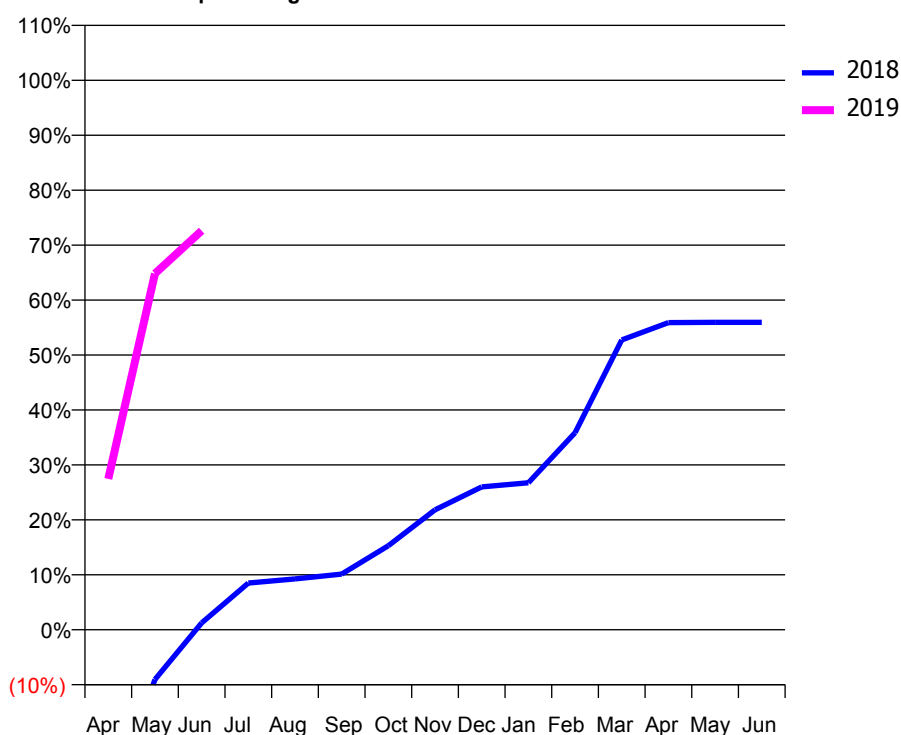
### Q54 - Vital Signs Orthodontic At a Glance Contract Report for 192198/0001 - June 2018

Name or company name	Mr Richard Cure & Mr Preshaan Sitlu	18/19 Contracted general activity (UDA)	0
Contract type name	PDS Contract	Carry forward general activity (UDA)	0
Purpose of contract	Orthodontic	18/19 Contracted orthodontic activity (UOA)	1,643
Contract start date	02/08/2010	Carry forward orthodontic activity (UOA)	0
Contract end date	31/03/2019	Baseline contract value	£110,558.03

ACCESS	Contract	England and Wales
24 month ratio of assessments to patient IDs	1.01	1.09

ACTIVITY	Contract
Contract assess and fit appliances (case starts) as a percentage of Area Team case starts	1.5 %

Cumulative percentage of contracted UOA delivered 2018 & 2019



Month	Adjusted Scheduled Activity (UOA)		
	2017	2018	2019
April	454	-983	451
May	454	-263	1,065
June	728	36	1,193
July	900	247	
August	984	269	
September	984	294	
October	1,220	444	
November	1,327	634	
December	1,412	755	
January	1,412	777	
February	1,580	1,041	
March	1,604	1,531	
April	1,625	1,623	
May	2,234	1,624	
June	2,234	1,624	

#### QUANTITY METRICS (rolling 12 month period)

	Contract Quantity	Contract Base Number	Contract *	Area Team	Region	England
% of all assessments that were assess and fit appliances (case starts)	131	206	63.6%	55.4%	57.8%	60.4%
% of all assessments that were assess and refuse	25	206	12.1%	11.3%	11.1%	11.4%
% of all assessments that were assess and review	50	206	24.3%	33.3%	31.1%	28.3%
% of case starts with a reported IOTN of 3 and Aesthetic Component of 5 or below	0	131	N/A	0.0%	0.1%	0.1%
% of case starts with a reported IOTN of 3 and Aesthetic Component of 6 or above	0	131	N/A	2.3%	4.0%	4.0%
% of case starts with a reported IOTN of 4	112	131	85.5%	79.3%	76.4%	77.8%
% of case starts with a reported IOTN of 5	18	131	13.7%	17.4%	17.5%	16.7 %
% of concluded courses in receipt of dual-arch fixed appliances	16	109	14.7%	60.8%	70.3%	74.3%
% of concluded courses where treatment was abandoned or discontinued	3	109	2.8%	14.0%	8.3%	6.9%
% of patients satisfied with the treatment they have received	11	11	100.0%	96.4%	96.1%	95.7%

\* Figures in italics indicate that the base number is less than 100.

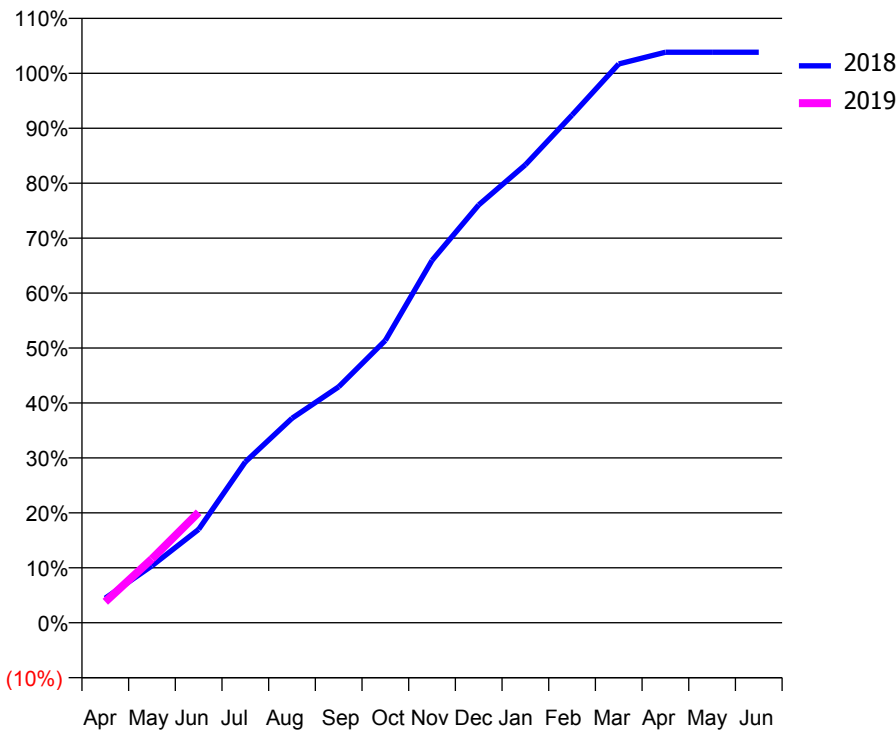
### Q54 - Vital Signs Orthodontic At a Glance Contract Report for 199001/0001 - June 2018

Name or company name	Orthodontics For You	18/19 Contracted general activity (UDA)	0
Contract type name	PDS Contract	Carry forward general activity (UDA)	0
Purpose of contract	Orthodontic	18/19 Contracted orthodontic activity (UOA)	12,637
Contract start date	01/07/2011	Carry forward orthodontic activity (UOA)	0
Contract end date	31/03/2019	Baseline contract value	£824,580.30

ACCESS	Contract	England and Wales
24 month ratio of assessments to patient IDs	1.08	1.09

ACTIVITY	Contract
Contract assess and fit appliances (case starts) as a percentage of Area Team case starts	7.2 %

Cumulative percentage of contracted UOA delivered 2018 & 2019



Month	Adjusted Scheduled Activity (UOA)		
	2017	2018	2019
April	70	565	484
May	1,306	1,312	1,469
June	2,430	2,149	2,541
July	3,117	3,700	
August	4,210	4,702	
September	5,003	5,425	
October	6,498	6,493	
November	8,116	8,335	
December	8,559	9,608	
January	9,979	10,533	
February	11,287	11,677	
March	12,161	12,852	
April	12,161	13,120	
May	12,161	13,120	
June	12,161	13,120	

#### QUANTITY METRICS (rolling 12 month period)

	Contract Quantity	Contract Base Number	Contract *	Area Team	Region	England
% of all assessments that were assess and fit appliances (case starts)	629	1,761	35.7%	55.4%	57.8%	60.4%
% of all assessments that were assess and refuse	146	1,761	8.3%	11.3%	11.1%	11.4%
% of all assessments that were assess and review	986	1,761	56.0%	33.3%	31.1%	28.3%
% of case starts with a reported IOTN of 3 and Aesthetic Component of 5 or below	0	629	N/A	0.0%	0.1%	0.1%
% of case starts with a reported IOTN of 3 and Aesthetic Component of 6 or above	0	629	N/A	2.3%	4.0%	4.0%
% of case starts with a reported IOTN of 4	466	629	74.1%	79.3%	76.4%	77.8%
% of case starts with a reported IOTN of 5	141	629	22.4%	17.4%	17.5%	16.7 %
% of concluded courses in receipt of dual-arch fixed appliances	391	480	81.5%	60.8%	70.3%	74.3%
% of concluded courses where treatment was abandoned or discontinued	37	480	7.7%	14.0%	8.3%	6.9%
% of patients satisfied with the treatment they have received	21	21	100.0%	96.4%	96.1%	95.7%

\* Figures in italics indicate that the base number is less than 100.



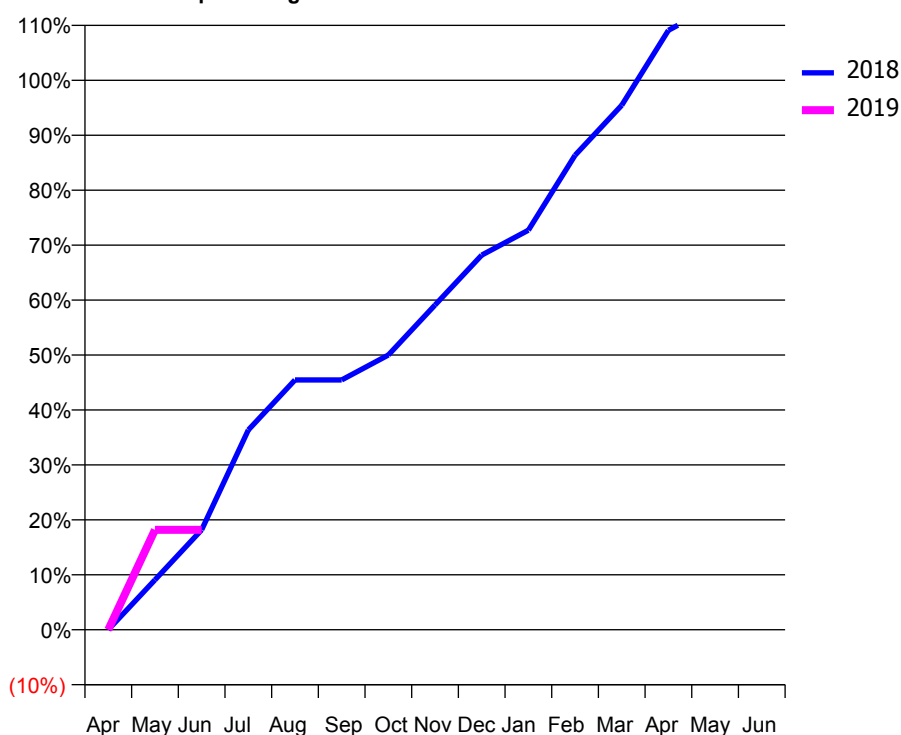
### Q54 - Vital Signs Orthodontic At a Glance Contract Report for 220922/0001 - June 2018

Name or company name	MR JS SIDHU	18/19 Contracted general activity (UDA)	19,884
Contract type name	GDS Contract	Carry forward general activity (UDA)	0
Purpose of contract	General and Orthodontic	18/19 Contracted orthodontic activity (UOA)	22
Contract start date	01/04/2006	Carry forward orthodontic activity (UOA)	0
Contract end date		Baseline contract value	£509,009.10

ACCESS	Contract	England and Wales
24 month ratio of assessments to patient IDs	1.00	1.09

ACTIVITY	Contract
Contract assess and fit appliances (case starts) as a percentage of Area Team case starts	0.0 %

Cumulative percentage of contracted UOA delivered 2018 & 2019



Month	Adjusted Scheduled Activity (UOA)		
	2017	2018	2019
April	0	0	0
May	0	2	4
June	0	4	4
July	0	8	
August	0	10	
September	0	10	
October	0	11	
November	4	13	
December	7	15	
January	12	16	
February	14	19	
March	18	21	
April	21	24	
May	21	25	
June	21	25	

#### QUANTITY METRICS (rolling 12 month period)

	Contract Quantity	Contract Base Number	Contract *	Area Team	Region	England
% of all assessments that were assess and fit appliances (case starts)	0	25	0.0%	55.4%	57.8%	60.4%
% of all assessments that were assess and refuse	12	25	48.0%	11.3%	11.1%	11.4%
% of all assessments that were assess and review	13	25	52.0%	33.3%	31.1%	28.3%
% of case starts with a reported IOTN of 3 and Aesthetic Component of 5 or below	0	0	N/A	0.0%	0.1%	0.1%
% of case starts with a reported IOTN of 3 and Aesthetic Component of 6 or above	0	0	N/A	2.3%	4.0%	4.0%
% of case starts with a reported IOTN of 4	0	0	N/A	79.3%	76.4%	77.8%
% of case starts with a reported IOTN of 5	0	0	N/A	17.4%	17.5%	16.7%
% of concluded courses in receipt of dual-arch fixed appliances	0	0	N/A	60.8%	70.3%	74.3%
% of concluded courses where treatment was abandoned or discontinued	0	0	N/A	14.0%	8.3%	6.9%
% of patients satisfied with the treatment they have received	0	0	N/A	96.4%	96.1%	95.7%

\* Figures in italics indicate that the base number is less than 100.

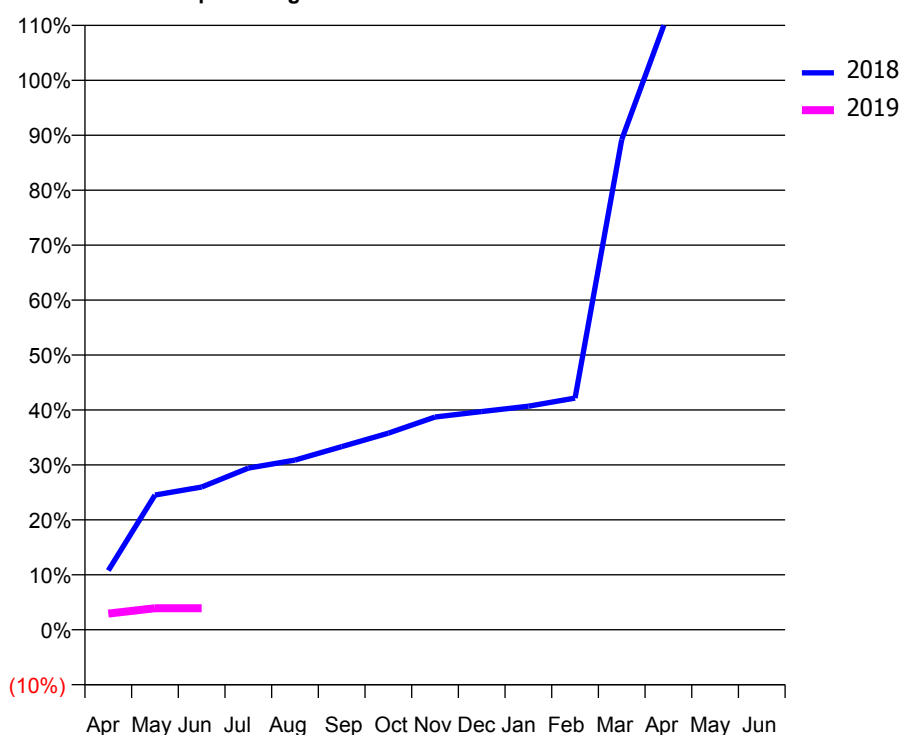
### Q54 - Vital Signs Orthodontic At a Glance Contract Report for 244228/0001 - June 2018

Name or company name	MR JS BARDHA	18/19 Contracted general activity (UDA)	9,698
Contract type name	GDS Contract	Carry forward general activity (UDA)	0
Purpose of contract	General and Orthodontic	18/19 Contracted orthodontic activity (UOA)	204
Contract start date	01/04/2006	Carry forward orthodontic activity (UOA)	0
Contract end date		Baseline contract value	£278,171.41

ACCESS	Contract	England and Wales
24 month ratio of assessments to patient IDs	1.11	1.09

ACTIVITY	Contract
Contract assess and fit appliances (case starts) as a percentage of Area Team case starts	0.1 %

Cumulative percentage of contracted UOA delivered 2018 & 2019



Month	Adjusted Scheduled Activity (UOA)		
	2017	2018	2019
April	17	22	6
May	47	50	8
June	55	53	8
July	56	60	
August	64	63	
September	66	68	
October	69	73	
November	70	79	
December	75	81	
January	149	83	
February	194	86	
March	211	182	
April	211	229	
May	211	229	
June	211	229	

#### QUANTITY METRICS (rolling 12 month period)

	Contract Quantity	Contract Base Number	Contract *	Area Team	Region	England
% of all assessments that were assess and fit appliances (case starts)	7	61	11.5%	55.4%	57.8%	60.4%
% of all assessments that were assess and refuse	0	61	0.0%	11.3%	11.1%	11.4%
% of all assessments that were assess and review	54	61	88.5%	33.3%	31.1%	28.3%
% of case starts with a reported IOTN of 3 and Aesthetic Component of 5 or below	0	7	N/A	0.0%	0.1%	0.1%
% of case starts with a reported IOTN of 3 and Aesthetic Component of 6 or above	0	7	N/A	2.3%	4.0%	4.0%
% of case starts with a reported IOTN of 4	7	7	100.0%	79.3%	76.4%	77.8%
% of case starts with a reported IOTN of 5	0	7	N/A	17.4%	17.5%	16.7 %
% of concluded courses in receipt of dual-arch fixed appliances	0	0	N/A	60.8%	70.3%	74.3%
% of concluded courses where treatment was abandoned or discontinued	0	0	N/A	14.0%	8.3%	6.9%
% of patients satisfied with the treatment they have received	0	0	N/A	96.4%	96.1%	95.7%

\* Figures in italics indicate that the base number is less than 100.

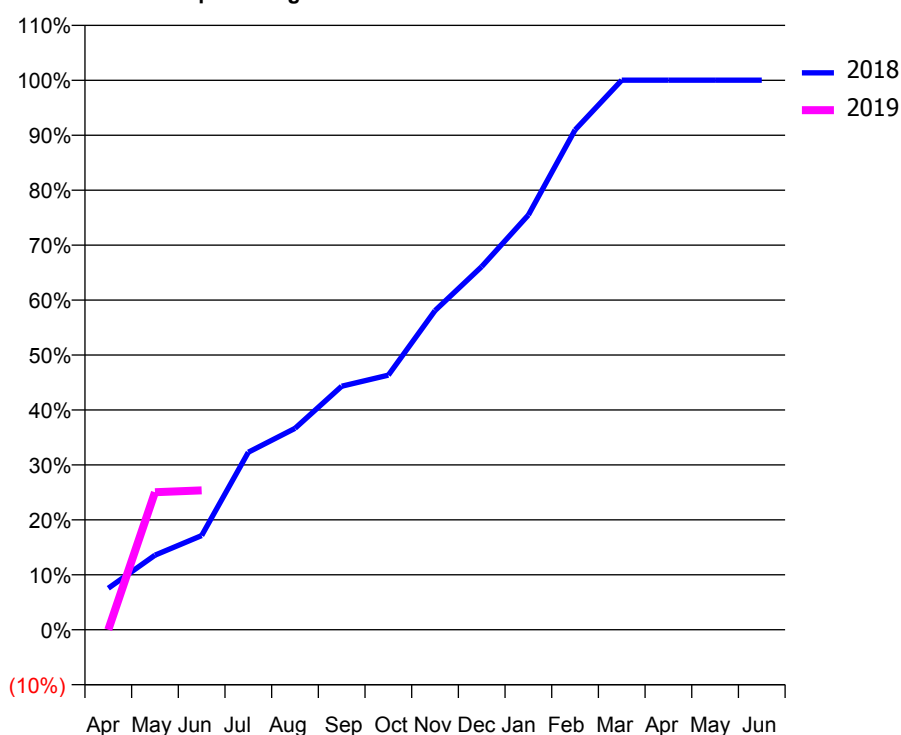
### Q54 - Vital Signs Orthodontic At a Glance Contract Report for 249432/0001 - June 2018

Name or company name	C S Practice Services Limited	18/19 Contracted general activity (UDA)	0
Contract type name	PDS Contract	Carry forward general activity (UDA)	0
Purpose of contract	Orthodontic	18/19 Contracted orthodontic activity (UOA)	6,292
Contract start date	01/04/2006	Carry forward orthodontic activity (UOA)	0
Contract end date	31/03/2019	Baseline contract value	£412,692.58

ACCESS	Contract	England and Wales
24 month ratio of assessments to patient IDs	1.07	1.09

ACTIVITY	Contract
Contract assess and fit appliances (case starts) as a percentage of Area Team case starts	3.7 %

Cumulative percentage of contracted UOA delivered 2018 & 2019



Month	Adjusted Scheduled Activity (UOA)		
	2017	2018	2019
April	297	476	1
May	1,231	854	1,575
June	1,500	1,078	1,596
July	2,246	2,033	
August	2,846	2,306	
September	3,285	2,789	
October	3,409	2,915	
November	4,022	3,654	
December	4,556	4,158	
January	4,931	4,750	
February	5,417	5,724	
March	6,158	6,293	
April	6,391	6,293	
May	6,391	6,293	
June	6,391	6,293	

#### QUANTITY METRICS (rolling 12 month period)

	Contract Quantity	Contract Base Number	Contract *	Area Team	Region	England
% of all assessments that were assess and fit appliances (case starts)	327	502	65.1%	55.4%	57.8%	60.4%
% of all assessments that were assess and refuse	31	502	6.2%	11.3%	11.1%	11.4%
% of all assessments that were assess and review	144	502	28.7%	33.3%	31.1%	28.3%
% of case starts with a reported IOTN of 3 and Aesthetic Component of 5 or below	0	327	N/A	0.0%	0.1%	0.1%
% of case starts with a reported IOTN of 3 and Aesthetic Component of 6 or above	11	327	3.4%	2.3%	4.0%	4.0%
% of case starts with a reported IOTN of 4	247	327	75.5%	79.3%	76.4%	77.8%
% of case starts with a reported IOTN of 5	69	327	21.1%	17.4%	17.5%	16.7 %
% of concluded courses in receipt of dual-arch fixed appliances	0	199	N/A	60.8%	70.3%	74.3%
% of concluded courses where treatment was abandoned or discontinued	5	199	2.5%	14.0%	8.3%	6.9%
% of patients satisfied with the treatment they have received	9	9	100.0%	96.4%	96.1%	95.7%

\* Figures in italics indicate that the base number is less than 100.

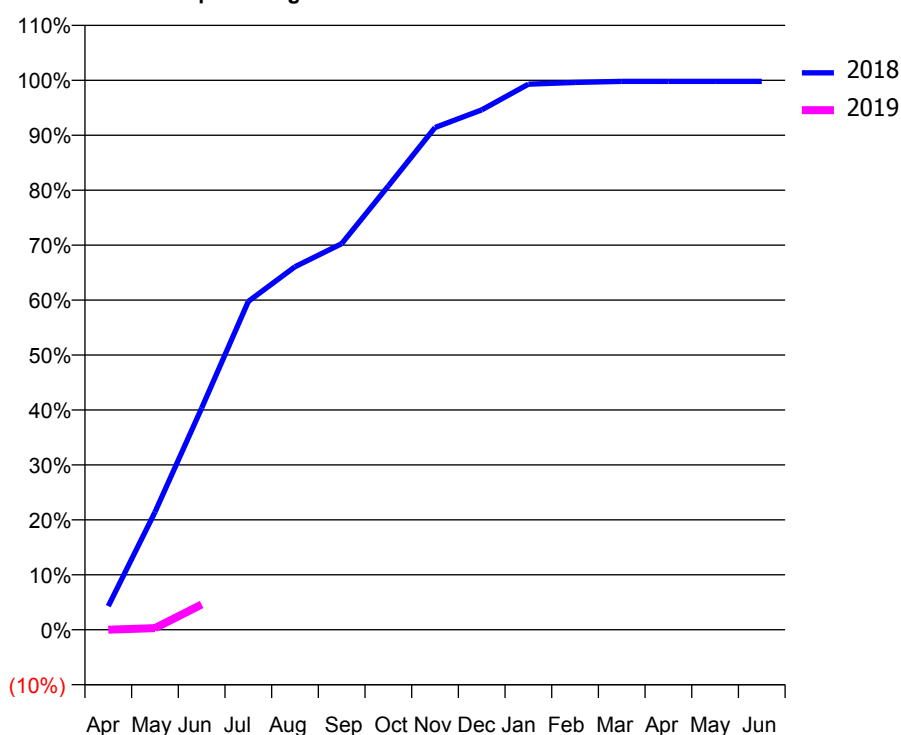
### Q54 - Vital Signs Orthodontic At a Glance Contract Report for 250333/0001 - June 2018

Name or company name	MR JS JANDU	18/19 Contracted general activity (UDA)	22,064
Contract type name	GDS Contract	Carry forward general activity (UDA)	0
Purpose of contract	General and Orthodontic	18/19 Contracted orthodontic activity (UOA)	999
Contract start date	01/04/2008	Carry forward orthodontic activity (UOA)	0
Contract end date		Baseline contract value	£644,162.26

ACCESS	Contract	England and Wales
24 month ratio of assessments to patient IDs	1.01	1.09

ACTIVITY	Contract
Contract assess and fit appliances (case starts) as a percentage of Area Team case starts	0.3 %

Cumulative percentage of contracted UOA delivered 2018 & 2019



Month	Adjusted Scheduled Activity (UOA)		
	2017	2018	2019
April	21	43	0
May	42	214	3
June	43	403	46
July	91	597	
August	219	660	
September	408	702	
October	513	807	
November	538	913	
December	748	945	
January	916	992	
February	979	995	
March	1,000	997	
April	1,000	997	
May	1,000	997	
June	1,000	997	

#### QUANTITY METRICS (rolling 12 month period)

	Contract Quantity	Contract Base Number	Contract *	Area Team	Region	England
% of all assessments that were assess and fit appliances (case starts)	30	57	52.6%	55.4%	57.8%	60.4%
% of all assessments that were assess and refuse	2	57	3.5%	11.3%	11.1%	11.4%
% of all assessments that were assess and review	25	57	43.9%	33.3%	31.1%	28.3%
% of case starts with a reported IOTN of 3 and Aesthetic Component of 5 or below	0	30	N/A	0.0%	0.1%	0.1%
% of case starts with a reported IOTN of 3 and Aesthetic Component of 6 or above	0	30	N/A	2.3%	4.0%	4.0%
% of case starts with a reported IOTN of 4	29	30	96.7%	79.3%	76.4%	77.8%
% of case starts with a reported IOTN of 5	1	30	3.3%	17.4%	17.5%	16.7 %
% of concluded courses in receipt of dual-arch fixed appliances	0	21	N/A	60.8%	70.3%	74.3%
% of concluded courses where treatment was abandoned or discontinued	11	21	52.4%	14.0%	8.3%	6.9%
% of patients satisfied with the treatment they have received	0	0	N/A	96.4%	96.1%	95.7%

\* Figures in italics indicate that the base number is less than 100.

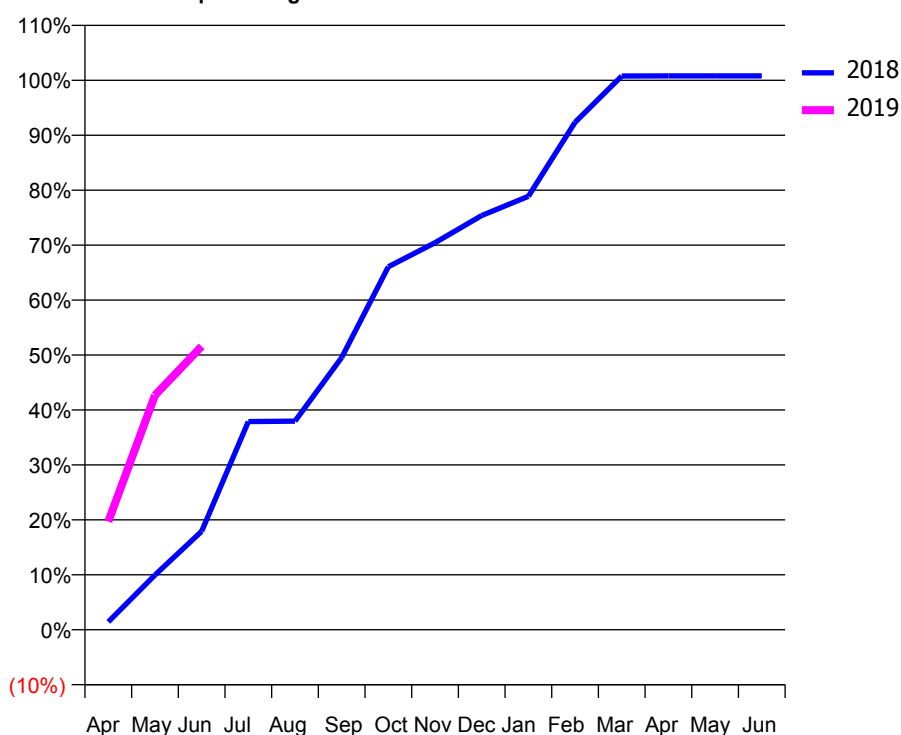
### Q54 - Vital Signs Orthodontic At a Glance Contract Report for 300012/0003 - June 2018

Name or company name	MR EE THOMPSON	18/19 Contracted general activity (UDA)	24,718
Contract type name	GDS Contract	Carry forward general activity (UDA)	0
Purpose of contract	General and Orthodontic	18/19 Contracted orthodontic activity (UOA)	2,142
Contract start date	20/09/2010	Carry forward orthodontic activity (UOA)	0
Contract end date		Baseline contract value	£791,138.09

ACCESS	Contract	England and Wales
24 month ratio of assessments to patient IDs	1.00	1.09

ACTIVITY	Contract
Contract assess and fit appliances (case starts) as a percentage of Area Team case starts	1.7 %

Cumulative percentage of contracted UOA delivered 2018 & 2019



Month	Adjusted Scheduled Activity (UOA)		
	2017	2018	2019
April	286	36	422
May	519	249	914
June	692	448	1,105
July	1,203	947	
August	1,482	949	
September	1,549	1,238	
October	1,645	1,651	
November	1,645	1,760	
December	1,819	1,884	
January	1,843	1,971	
February	1,917	2,308	
March	1,943	2,518	
April	2,153	2,519	
May	2,155	2,519	
June	2,155	2,519	

#### QUANTITY METRICS (rolling 12 month period)

	Contract Quantity	Contract Base Number	Contract *	Area Team	Region	England
% of all assessments that were assess and fit appliances (case starts)	149	224	66.5%	55.4%	57.8%	60.4%
% of all assessments that were assess and refuse	39	224	17.4%	11.3%	11.1%	11.4%
% of all assessments that were assess and review	36	224	16.1%	33.3%	31.1%	28.3%
% of case starts with a reported IOTN of 3 and Aesthetic Component of 5 or below	0	149	N/A	0.0%	0.1%	0.1%
% of case starts with a reported IOTN of 3 and Aesthetic Component of 6 or above	2	149	1.3%	2.3%	4.0%	4.0%
% of case starts with a reported IOTN of 4	123	149	82.6%	79.3%	76.4%	77.8%
% of case starts with a reported IOTN of 5	24	149	16.1%	17.4%	17.5%	16.7 %
% of concluded courses in receipt of dual-arch fixed appliances	66	70	94.3%	60.8%	70.3%	74.3%
% of concluded courses where treatment was abandoned or discontinued	2	70	2.9%	14.0%	8.3%	6.9%
% of patients satisfied with the treatment they have received	6	7	85.7%	96.4%	96.1%	95.7%

\* Figures in italics indicate that the base number is less than 100.

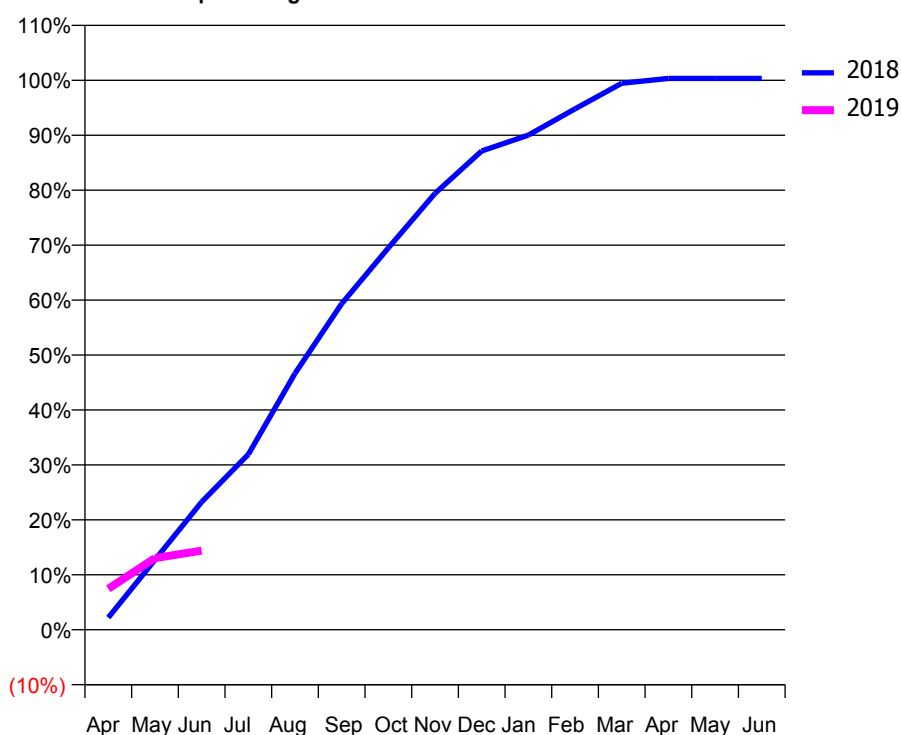
### Q54 - Vital Signs Orthodontic At a Glance Contract Report for 305057/0001 - June 2018

Name or company name	MRS GJ COTTAM	18/19 Contracted general activity (UDA)	0
Contract type name	PDS Contract	Carry forward general activity (UDA)	0
Purpose of contract	Orthodontic	18/19 Contracted orthodontic activity (UOA)	2,347
Contract start date	01/04/2006	Carry forward orthodontic activity (UOA)	0
Contract end date	31/03/2019	Baseline contract value	£157,639.52

ACCESS	Contract	England and Wales
24 month ratio of assessments to patient IDs	1.15	1.09

ACTIVITY	Contract
Contract assess and fit appliances (case starts) as a percentage of Area Team case starts	1.2 %

Cumulative percentage of contracted UOA delivered 2018 & 2019



Month	Adjusted Scheduled Activity (UOA)		
	2017	2018	2019
April	10	52	175
May	80	299	306
June	145	546	338
July	293	749	
August	351	1,095	
September	416	1,393	
October	944	1,631	
November	1,635	1,864	
December	2,098	2,045	
January	2,229	2,113	
February	2,237	2,225	
March	2,329	2,334	
April	2,350	2,355	
May	2,350	2,355	
June	2,350	2,355	

#### QUANTITY METRICS (rolling 12 month period)

	Contract Quantity	Contract Base Number	Contract *	Area Team	Region	England
% of all assessments that were assess and fit appliances (case starts)	101	201	50.2%	55.4%	57.8%	60.4%
% of all assessments that were assess and refuse	33	201	16.4%	11.3%	11.1%	11.4%
% of all assessments that were assess and review	67	201	33.3%	33.3%	31.1%	28.3%
% of case starts with a reported IOTN of 3 and Aesthetic Component of 5 or below	0	101	N/A	0.0%	0.1%	0.1%
% of case starts with a reported IOTN of 3 and Aesthetic Component of 6 or above	0	101	N/A	2.3%	4.0%	4.0%
% of case starts with a reported IOTN of 4	82	101	81.2%	79.3%	76.4%	77.8%
% of case starts with a reported IOTN of 5	19	101	18.8%	17.4%	17.5%	16.7 %
% of concluded courses in receipt of dual-arch fixed appliances	17	96	17.7%	60.8%	70.3%	74.3%
% of concluded courses where treatment was abandoned or discontinued	4	96	4.2%	14.0%	8.3%	6.9%
% of patients satisfied with the treatment they have received	2	2	100.0%	96.4%	96.1%	95.7%

\* Figures in italics indicate that the base number is less than 100.

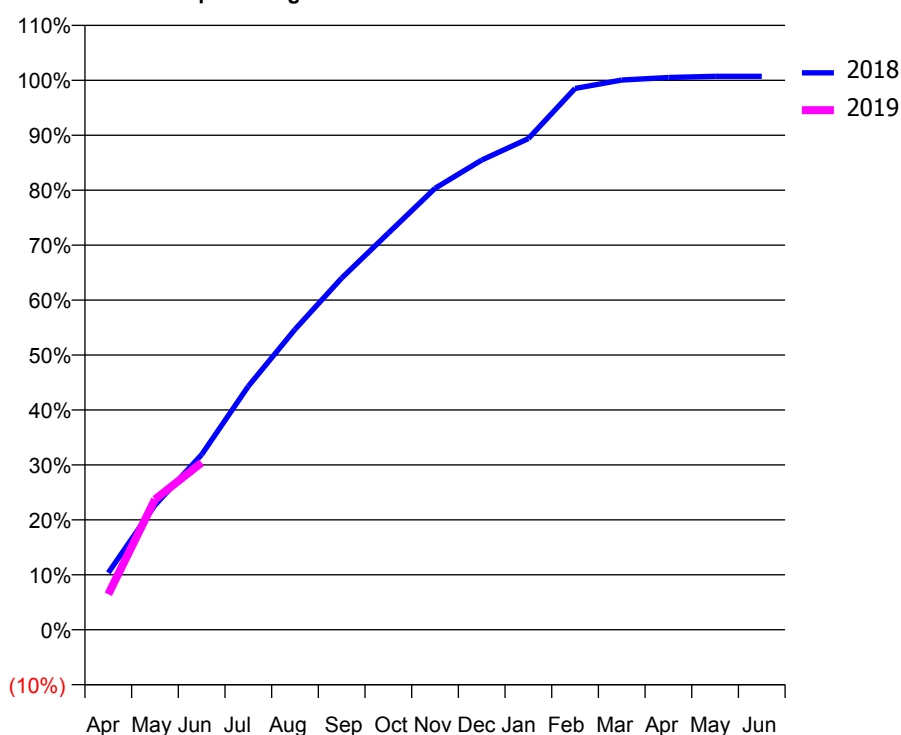
### Q54 - Vital Signs Orthodontic At a Glance Contract Report for 305057/0002 - June 2018

Name or company name	MRS GJ COTTAM	18/19 Contracted general activity (UDA)	0
Contract type name	PDS Contract	Carry forward general activity (UDA)	0
Purpose of contract	Orthodontic	18/19 Contracted orthodontic activity (UOA)	9,014
Contract start date	01/04/2006	Carry forward orthodontic activity (UOA)	0
Contract end date	31/03/2019	Baseline contract value	£605,868.18

ACCESS	Contract	England and Wales
24 month ratio of assessments to patient IDs	1.24	1.09

ACTIVITY	Contract
Contract assess and fit appliances (case starts) as a percentage of Area Team case starts	5.0 %

Cumulative percentage of contracted UOA delivered 2018 & 2019



Month	Adjusted Scheduled Activity (UOA)		
	2017	2018	2019
April	1,109	1,044	584
May	2,015	2,283	2,138
June	2,646	3,209	2,741
July	3,750	4,461	
August	4,658	5,502	
September	5,004	6,441	
October	5,901	7,265	
November	6,766	8,086	
December	7,572	8,602	
January	8,262	8,996	
February	8,797	9,915	
March	8,996	10,068	
April	9,093	10,115	
May	9,089	10,137	
June	9,092	10,137	

#### QUANTITY METRICS (rolling 12 month period)

	Contract Quantity	Contract Base Number	Contract *	Area Team	Region	England
% of all assessments that were assess and fit appliances (case starts)	434	1,265	34.3%	55.4%	57.8%	60.4%
% of all assessments that were assess and refuse	107	1,265	8.5%	11.3%	11.1%	11.4%
% of all assessments that were assess and review	724	1,265	57.2%	33.3%	31.1%	28.3%
% of case starts with a reported IOTN of 3 and Aesthetic Component of 5 or below	0	434	N/A	0.0%	0.1%	0.1%
% of case starts with a reported IOTN of 3 and Aesthetic Component of 6 or above	3	434	0.7%	2.3%	4.0%	4.0%
% of case starts with a reported IOTN of 4	331	434	76.3%	79.3%	76.4%	77.8%
% of case starts with a reported IOTN of 5	100	434	23.0%	17.4%	17.5%	16.7 %
% of concluded courses in receipt of dual-arch fixed appliances	237	290	81.7%	60.8%	70.3%	74.3%
% of concluded courses where treatment was abandoned or discontinued	17	290	5.9%	14.0%	8.3%	6.9%
% of patients satisfied with the treatment they have received	5	5	100.0%	96.4%	96.1%	95.7%

\* Figures in italics indicate that the base number is less than 100.

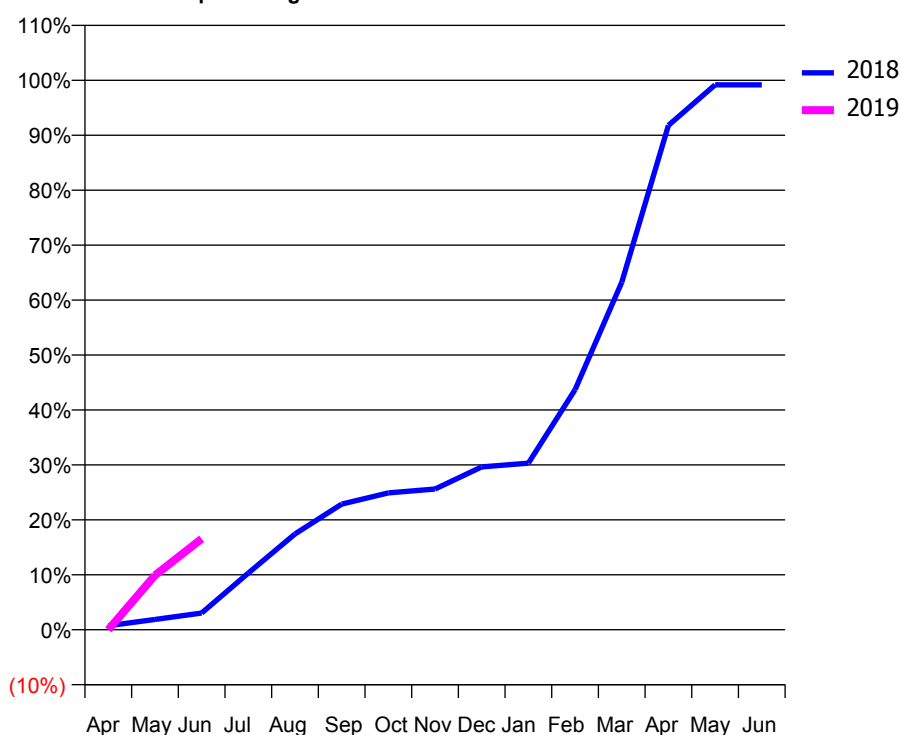
### Q54 - Vital Signs Orthodontic At a Glance Contract Report for 325708/0002 - June 2018

Name or company name	Balbir S Bhandal, Amrik S Bhandal & Baljit S Bhandal	18/19 Contracted general activity (UDA)	8,791
Contract type name	GDS Contract	Carry forward general activity (UDA)	0
Purpose of contract	General and Orthodontic	18/19 Contracted orthodontic activity (UOA)	2,964
Contract start date	01/04/2006	Carry forward orthodontic activity (UOA)	0
Contract end date		Baseline contract value	£417,526.80

ACCESS	Contract	England and Wales
24 month ratio of assessments to patient IDs	1.05	1.09

ACTIVITY	Contract
Contract assess and fit appliances (case starts) as a percentage of Area Team case starts	3.5 %

Cumulative percentage of contracted UOA delivered 2018 & 2019



Month	Adjusted Scheduled Activity (UOA)		
	2017	2018	2019
April	393	46	0
May	1,271	118	294
June	1,425	191	491
July	1,509	646	
August	2,005	1,091	
September	2,311	1,432	
October	2,700	1,560	
November	2,715	1,603	
December	2,748	1,856	
January	2,814	1,898	
February	2,944	2,735	
March	2,946	3,959	
April	2,947	5,747	
May	2,947	6,209	
June	2,947	6,209	

#### QUANTITY METRICS (rolling 12 month period)

	Contract Quantity	Contract Base Number	Contract *	Area Team	Region	England
% of all assessments that were assess and fit appliances (case starts)	303	419	72.3%	55.4%	57.8%	60.4%
% of all assessments that were assess and refuse	43	419	10.3%	11.3%	11.1%	11.4%
% of all assessments that were assess and review	73	419	17.4%	33.3%	31.1%	28.3%
% of case starts with a reported IOTN of 3 and Aesthetic Component of 5 or below	0	303	N/A	0.0%	0.1%	0.1%
% of case starts with a reported IOTN of 3 and Aesthetic Component of 6 or above	7	303	2.3%	2.3%	4.0%	4.0%
% of case starts with a reported IOTN of 4	270	303	89.1%	79.3%	76.4%	77.8%
% of case starts with a reported IOTN of 5	25	303	8.3%	17.4%	17.5%	16.7 %
% of concluded courses in receipt of dual-arch fixed appliances	88	209	42.1%	60.8%	70.3%	74.3%
% of concluded courses where treatment was abandoned or discontinued	111	209	53.1%	14.0%	8.3%	6.9%
% of patients satisfied with the treatment they have received	3	3	100.0%	96.4%	96.1%	95.7%

\* Figures in italics indicate that the base number is less than 100.



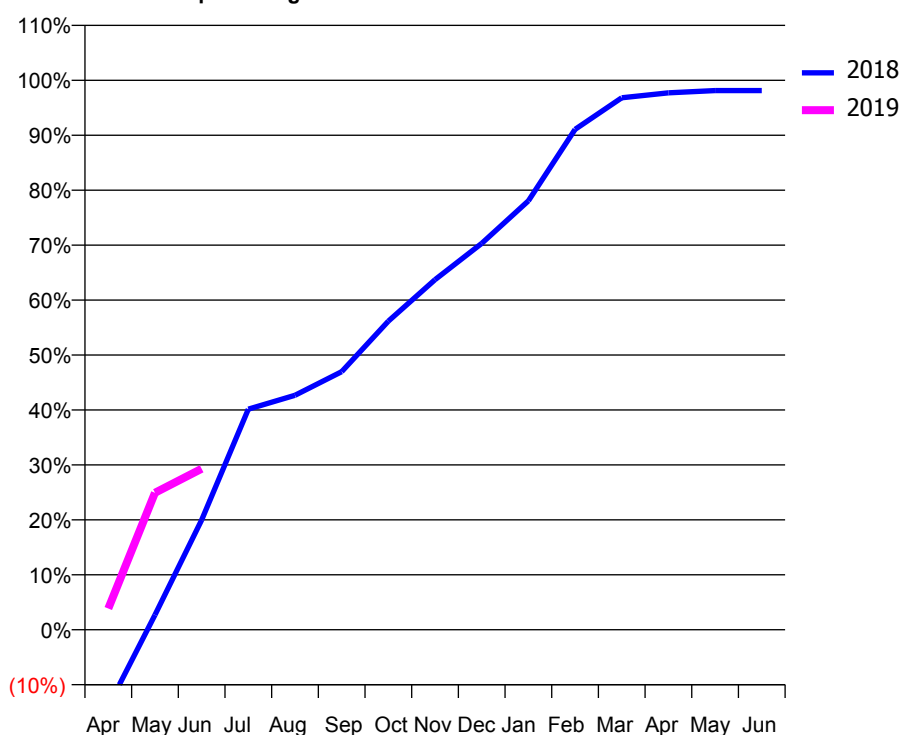
### Q54 - Vital Signs Orthodontic At a Glance Contract Report for 325708/0016 - June 2018

Name or company name	Balbir S Bhandal, Amrik S Bhandal & Baljit S Bhandal	18/19 Contracted general activity (UDA)	57,385
Contract type name	GDS Contract	Carry forward general activity (UDA)	0
Purpose of contract	General and Orthodontic	18/19 Contracted orthodontic activity (UOA)	5,152
Contract start date	01/04/2006	Carry forward orthodontic activity (UOA)	0
Contract end date		Baseline contract value	£1,869,239.20

ACCESS	Contract	England and Wales
24 month ratio of assessments to patient IDs	1.05	1.09

ACTIVITY	Contract
Contract assess and fit appliances (case starts) as a percentage of Area Team case starts	2.9 %

Cumulative percentage of contracted UOA delivered 2018 & 2019



Month	Adjusted Scheduled Activity (UOA)		
	2017	2018	2019
April	141	-719	199
May	588	139	1,284
June	897	1,030	1,510
July	1,495	2,069	
August	2,196	2,199	
September	2,797	2,420	
October	3,338	2,894	
November	3,711	3,282	
December	3,894	3,622	
January	4,075	4,021	
February	4,399	4,692	
March	5,155	4,988	
April	5,387	5,034	
May	5,387	5,055	
June	5,387	5,055	

#### QUANTITY METRICS (rolling 12 month period)

	Contract Quantity	Contract Base Number	Contract *	Area Team	Region	England
% of all assessments that were assess and fit appliances (case starts)	255	435	58.6%	55.4%	57.8%	60.4%
% of all assessments that were assess and refuse	46	435	10.6%	11.3%	11.1%	11.4%
% of all assessments that were assess and review	134	435	30.8%	33.3%	31.1%	28.3%
% of case starts with a reported IOTN of 3 and Aesthetic Component of 5 or below	0	255	N/A	0.0%	0.1%	0.1%
% of case starts with a reported IOTN of 3 and Aesthetic Component of 6 or above	7	255	2.7%	2.3%	4.0%	4.0%
% of case starts with a reported IOTN of 4	194	255	76.1%	79.3%	76.4%	77.8%
% of case starts with a reported IOTN of 5	54	255	21.2%	17.4%	17.5%	16.7 %
% of concluded courses in receipt of dual-arch fixed appliances	89	212	42.0%	60.8%	70.3%	74.3%
% of concluded courses where treatment was abandoned or discontinued	120	212	56.6%	14.0%	8.3%	6.9%
% of patients satisfied with the treatment they have received	11	13	84.6%	96.4%	96.1%	95.7%

\* Figures in italics indicate that the base number is less than 100.

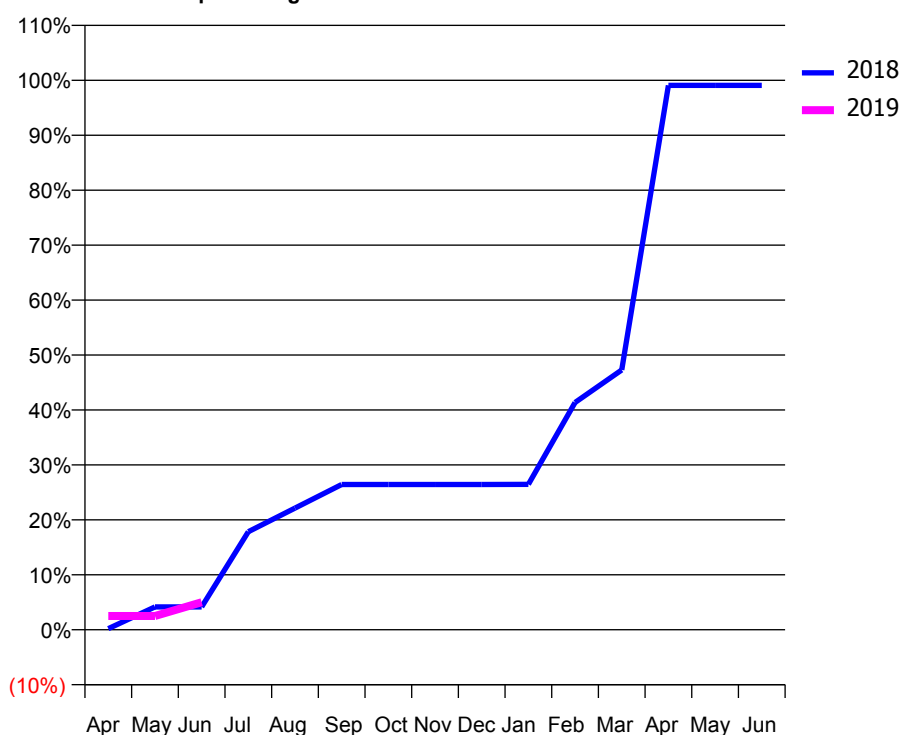
### Q54 - Vital Signs Orthodontic At a Glance Contract Report for 325708/0020 - June 2018

Name or company name	MR BS BHANDAL	18/19 Contracted general activity (UDA)	0
Contract type name	PDS Contract	Carry forward general activity (UDA)	0
Purpose of contract	Orthodontic	18/19 Contracted orthodontic activity (UOA)	840
Contract start date	01/04/2006	Carry forward orthodontic activity (UOA)	0
Contract end date	31/03/2019	Baseline contract value	£56,385.27

ACCESS	Contract	England and Wales
24 month ratio of assessments to patient IDs	1.03	1.09

ACTIVITY	Contract
Contract assess and fit appliances (case starts) as a percentage of Area Team case starts	1.5 %

Cumulative percentage of contracted UOA delivered 2018 & 2019



Month	Adjusted Scheduled Activity (UOA)		
	2017	2018	2019
April	-5	6	21
May	293	122	21
June	630	122	42
July	777	525	
August	798	651	
September	819	777	
October	819	777	
November	819	777	
December	819	777	
January	820	778	
February	820	1,216	
March	841	1,390	
April	846	2,913	
May	846	2,913	
June	846	2,913	

#### QUANTITY METRICS (rolling 12 month period)

	Contract Quantity	Contract Base Number	Contract *	Area Team	Region	England
% of all assessments that were assess and fit appliances (case starts)	133	169	78.7%	55.4%	57.8%	60.4%
% of all assessments that were assess and refuse	9	169	5.3%	11.3%	11.1%	11.4%
% of all assessments that were assess and review	27	169	16.0%	33.3%	31.1%	28.3%
% of case starts with a reported IOTN of 3 and Aesthetic Component of 5 or below	0	133	N/A	0.0%	0.1%	0.1%
% of case starts with a reported IOTN of 3 and Aesthetic Component of 6 or above	1	133	0.8%	2.3%	4.0%	4.0%
% of case starts with a reported IOTN of 4	108	133	81.2%	79.3%	76.4%	77.8%
% of case starts with a reported IOTN of 5	24	133	18.0%	17.4%	17.5%	16.7 %
% of concluded courses in receipt of dual-arch fixed appliances	15	43	34.9%	60.8%	70.3%	74.3%
% of concluded courses where treatment was abandoned or discontinued	27	43	62.8%	14.0%	8.3%	6.9%
% of patients satisfied with the treatment they have received	3	3	100.0%	96.4%	96.1%	95.7%

\* Figures in italics indicate that the base number is less than 100.

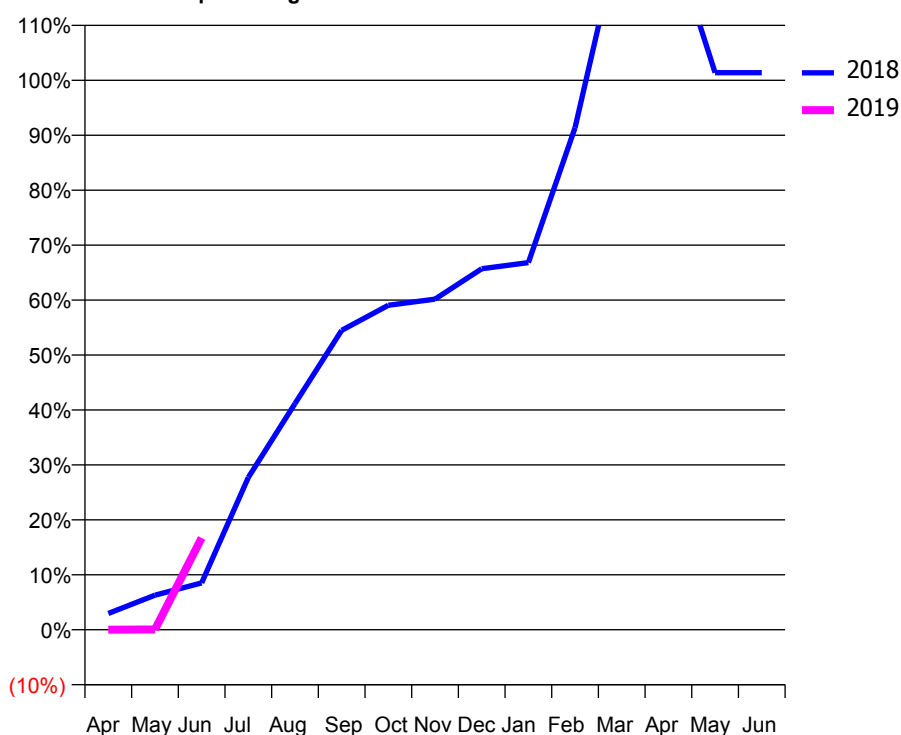
### Q54 - Vital Signs Orthodontic At a Glance Contract Report for 325708/0031 - June 2018

Name or company name	MR BS BHANDAL	18/19 Contracted general activity (UDA)	0
Contract type name	PDS Contract	Carry forward general activity (UDA)	0
Purpose of contract	Orthodontic	18/19 Contracted orthodontic activity (UOA)	1,890
Contract start date	01/04/2015	Carry forward orthodontic activity (UOA)	0
Contract end date	31/03/2019	Baseline contract value	£115,092.53

ACCESS	Contract	England and Wales
24 month ratio of assessments to patient IDs	1.06	1.09

ACTIVITY	Contract
Contract assess and fit appliances (case starts) as a percentage of Area Team case starts	1.4 %

Cumulative percentage of contracted UOA delivered 2018 & 2019



Month	Adjusted Scheduled Activity (UOA)		
	2017	2018	2019
April	461	56	0
May	704	119	1
June	796	161	316
July	1,006	524	
August	1,477	778	
September	1,553	1,030	
October	1,775	1,116	
November	1,789	1,137	
December	1,820	1,242	
January	1,820	1,263	
February	1,883	1,727	
March	1,904	2,420	
April	1,904	2,420	
May	1,904	1,916	
June	1,904	1,916	

#### QUANTITY METRICS (rolling 12 month period)

	Contract Quantity	Contract Base Number	Contract *	Area Team	Region	England
% of all assessments that were assess and fit appliances (case starts)	122	123	99.2%	55.4%	57.8%	60.4%
% of all assessments that were assess and refuse	0	123	0.0%	11.3%	11.1%	11.4%
% of all assessments that were assess and review	1	123	0.8%	33.3%	31.1%	28.3%
% of case starts with a reported IOTN of 3 and Aesthetic Component of 5 or below	0	122	N/A	0.0%	0.1%	0.1%
% of case starts with a reported IOTN of 3 and Aesthetic Component of 6 or above	1	122	0.8%	2.3%	4.0%	4.0%
% of case starts with a reported IOTN of 4	109	122	89.3%	79.3%	76.4%	77.8%
% of case starts with a reported IOTN of 5	12	122	9.8%	17.4%	17.5%	16.7 %
% of concluded courses in receipt of dual-arch fixed appliances	13	25	52.0%	60.8%	70.3%	74.3%
% of concluded courses where treatment was abandoned or discontinued	12	25	48.0%	14.0%	8.3%	6.9%
% of patients satisfied with the treatment they have received	2	2	100.0%	96.4%	96.1%	95.7%

\* Figures in italics indicate that the base number is less than 100.

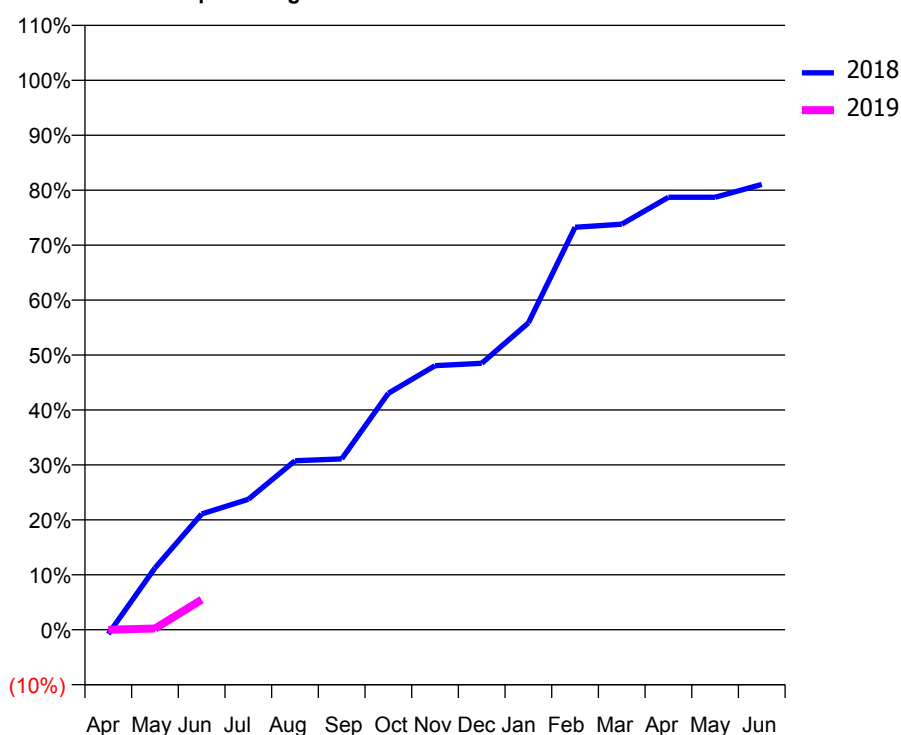
### Q54 - Vital Signs Orthodontic At a Glance Contract Report for 331902/0001 - June 2018

Name or company name	MR MA PLUMB	18/19 Contracted general activity (UDA)	460
Contract type name	GDS Contract	Carry forward general activity (UDA)	0
Purpose of contract	General and Orthodontic	18/19 Contracted orthodontic activity (UOA)	897
Contract start date	01/04/2006	Carry forward orthodontic activity (UOA)	0
Contract end date		Baseline contract value	£71,849.51

ACCESS	Contract	England and Wales
24 month ratio of assessments to patient IDs	1.05	1.09

ACTIVITY	Contract
Contract assess and fit appliances (case starts) as a percentage of Area Team case starts	0.3 %

Cumulative percentage of contracted UOA delivered 2018 & 2019



Month	Adjusted Scheduled Activity (UOA)		
	2017	2018	2019
April	0	-7	0
May	27	101	2
June	27	189	49
July	30	213	
August	138	276	
September	160	279	
October	270	386	
November	439	431	
December	590	435	
January	696	501	
February	717	657	
March	761	662	
April	908	706	
May	908	706	
June	908	727	

#### QUANTITY METRICS (rolling 12 month period)

	Contract Quantity	Contract Base Number	Contract *	Area Team	Region	England
% of all assessments that were assess and fit appliances (case starts)	27	64	42.2%	55.4%	57.8%	60.4%
% of all assessments that were assess and refuse	5	64	7.8%	11.3%	11.1%	11.4%
% of all assessments that were assess and review	32	64	50.0%	33.3%	31.1%	28.3%
% of case starts with a reported IOTN of 3 and Aesthetic Component of 5 or below	0	27	<i>N/A</i>	0.0%	0.1%	0.1%
% of case starts with a reported IOTN of 3 and Aesthetic Component of 6 or above	1	27	3.7%	2.3%	4.0%	4.0%
% of case starts with a reported IOTN of 4	20	27	74.1%	79.3%	76.4%	77.8%
% of case starts with a reported IOTN of 5	5	27	18.5%	17.4%	17.5%	16.7 %
% of concluded courses in receipt of dual-arch fixed appliances	12	16	75.0%	60.8%	70.3%	74.3%
% of concluded courses where treatment was abandoned or discontinued	3	16	18.8%	14.0%	8.3%	6.9%
% of patients satisfied with the treatment they have received	0	0	<i>N/A</i>	96.4%	96.1%	95.7%

\* Figures in italics indicate that the base number is less than 100.

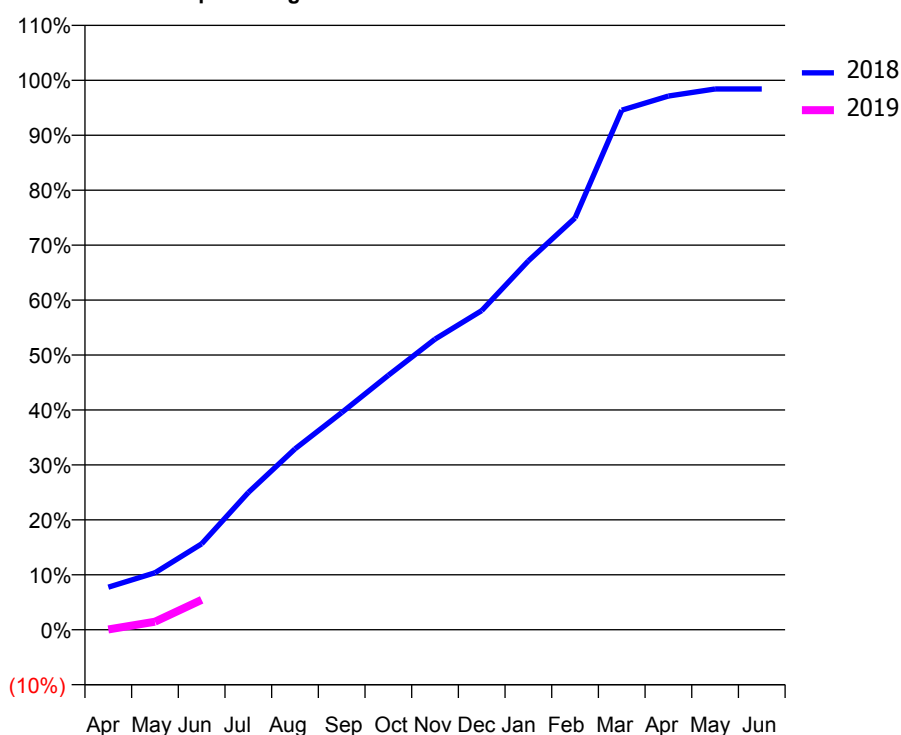
### Q54 - Vital Signs Orthodontic At a Glance Contract Report for 573086/0002 - June 2018

Name or company name	MR EJ CROUCH	18/19 Contracted general activity (UDA)	0
Contract type name	PDS Contract	Carry forward general activity (UDA)	0
Purpose of contract	Orthodontic	18/19 Contracted orthodontic activity (UOA)	1,637
Contract start date	01/04/2006	Carry forward orthodontic activity (UOA)	0
Contract end date	31/03/2019	Baseline contract value	£110,037.53

ACCESS	Contract	England and Wales
24 month ratio of assessments to patient IDs	1.05	1.09

ACTIVITY	Contract
Contract assess and fit appliances (case starts) as a percentage of Area Team case starts	0.8 %

Cumulative percentage of contracted UOA delivered 2018 & 2019



Month	Adjusted Scheduled Activity (UOA)		
	2017	2018	2019
April	203	127	1
May	625	170	24
June	820	256	89
July	1,291	409	
August	1,566	539	
September	1,609	647	
October	1,630	758	
November	1,630	866	
December	1,631	951	
January	1,652	1,099	
February	1,656	1,227	
March	1,657	1,548	
April	1,657	1,590	
May	1,657	1,611	
June	1,657	1,611	

#### QUANTITY METRICS (rolling 12 month period)

	Contract Quantity	Contract Base Number	Contract *	Area Team	Region	England
% of all assessments that were assess and fit appliances (case starts)	70	97	72.2%	55.4%	57.8%	60.4%
% of all assessments that were assess and refuse	2	97	2.1%	11.3%	11.1%	11.4%
% of all assessments that were assess and review	25	97	25.8%	33.3%	31.1%	28.3%
% of case starts with a reported IOTN of 3 and Aesthetic Component of 5 or below	0	70	<i>N/A</i>	0.0%	0.1%	0.1%
% of case starts with a reported IOTN of 3 and Aesthetic Component of 6 or above	0	70	<i>N/A</i>	2.3%	4.0%	4.0%
% of case starts with a reported IOTN of 4	64	70	91.4%	79.3%	76.4%	77.8%
% of case starts with a reported IOTN of 5	6	70	8.6%	17.4%	17.5%	16.7 %
% of concluded courses in receipt of dual-arch fixed appliances	24	70	34.3%	60.8%	70.3%	74.3%
% of concluded courses where treatment was abandoned or discontinued	3	70	4.3%	14.0%	8.3%	6.9%
% of patients satisfied with the treatment they have received	3	3	100.0%	96.4%	96.1%	95.7%

\* Figures in italics indicate that the base number is less than 100.

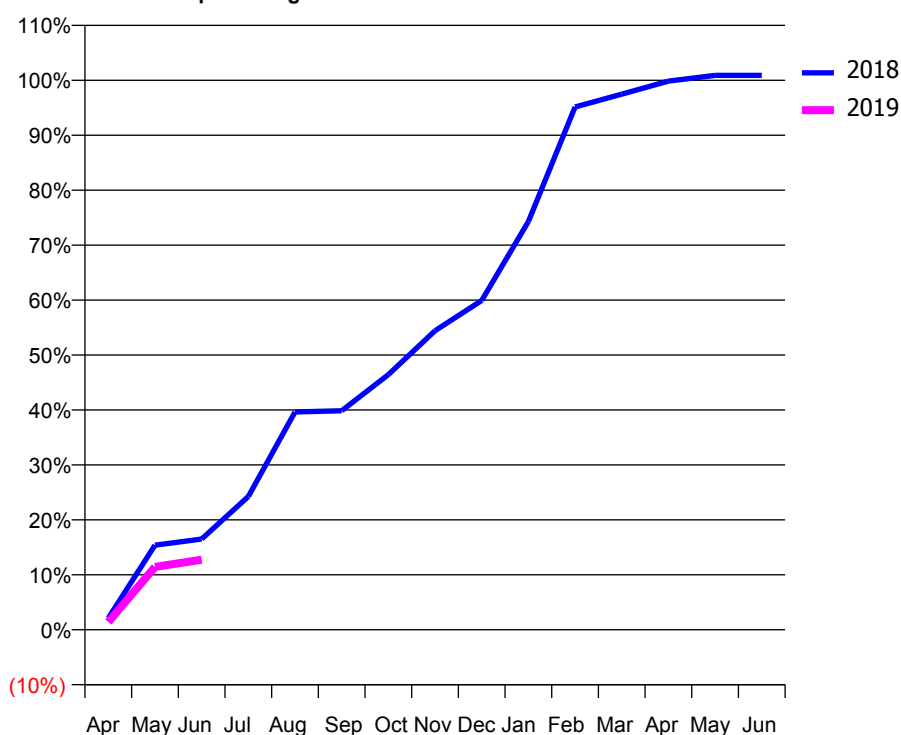
### Q54 - Vital Signs Orthodontic At a Glance Contract Report for 619744/0004 - June 2018

Name or company name	MR AM WILLIAMS	18/19 Contracted general activity (UDA)	42,273
Contract type name	GDS Contract	Carry forward general activity (UDA)	0
Purpose of contract	General and Orthodontic	18/19 Contracted orthodontic activity (UOA)	1,974
Contract start date	01/07/2012	Carry forward orthodontic activity (UOA)	0
Contract end date		Baseline contract value	£1,113,654.76

ACCESS	Contract	England and Wales
24 month ratio of assessments to patient IDs	1.11	1.09

ACTIVITY	Contract
Contract assess and fit appliances (case starts) as a percentage of Area Team case starts	1.0 %

Cumulative percentage of contracted UOA delivered 2018 & 2019



Month	Adjusted Scheduled Activity (UOA)		
	2017	2018	2019
April	176	42	28
May	357	304	226
June	382	326	252
July	596	479	
August	878	783	
September	1,034	787	
October	1,336	917	
November	1,454	1,074	
December	1,818	1,183	
January	1,932	1,467	
February	1,934	1,878	
March	1,988	1,924	
April	1,990	1,971	
May	1,990	1,992	
June	1,991	1,992	

#### QUANTITY METRICS (rolling 12 month period)

	Contract Quantity	Contract Base Number	Contract *	Area Team	Region	England
% of all assessments that were assess and fit appliances (case starts)	87	167	52.1%	55.4%	57.8%	60.4%
% of all assessments that were assess and refuse	13	167	7.8%	11.3%	11.1%	11.4%
% of all assessments that were assess and review	67	167	40.1%	33.3%	31.1%	28.3%
% of case starts with a reported IOTN of 3 and Aesthetic Component of 5 or below	0	87	<i>N/A</i>	0.0%	0.1%	0.1%
% of case starts with a reported IOTN of 3 and Aesthetic Component of 6 or above	9	87	10.3%	2.3%	4.0%	4.0%
% of case starts with a reported IOTN of 4	67	87	77.0%	79.3%	76.4%	77.8%
% of case starts with a reported IOTN of 5	11	87	12.6%	17.4%	17.5%	16.7 %
% of concluded courses in receipt of dual-arch fixed appliances	52	69	75.4%	60.8%	70.3%	74.3%
% of concluded courses where treatment was abandoned or discontinued	6	69	8.7%	14.0%	8.3%	6.9%
% of patients satisfied with the treatment they have received	1	1	100.0%	96.4%	96.1%	95.7%

\* Figures in italics indicate that the base number is less than 100.

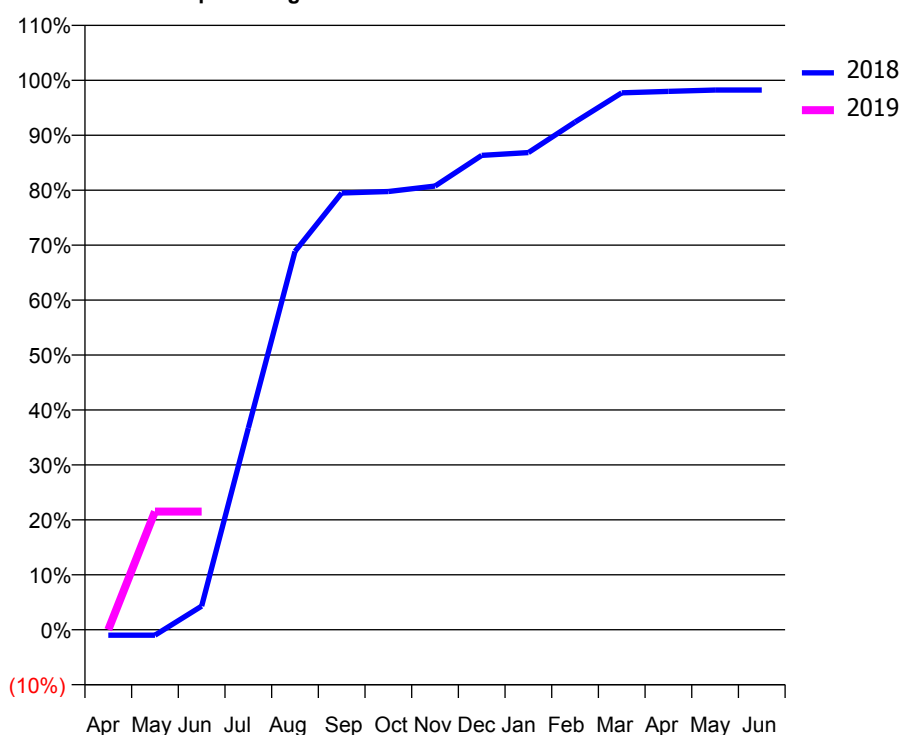
### Q54 - Vital Signs Orthodontic At a Glance Contract Report for 630179/0001 - June 2018

Name or company name	Blackheath Dental Practice	18/19 Contracted general activity (UDA)	13,502
Contract type name	GDS Contract	Carry forward general activity (UDA)	0
Purpose of contract	General and Orthodontic	18/19 Contracted orthodontic activity (UOA)	395
Contract start date	01/04/2006	Carry forward orthodontic activity (UOA)	0
Contract end date		Baseline contract value	£351,940.56

ACCESS	Contract	England and Wales
24 month ratio of assessments to patient IDs	1.03	1.09

ACTIVITY	Contract
Contract assess and fit appliances (case starts) as a percentage of Area Team case starts	0.3 %

Cumulative percentage of contracted UOA delivered 2018 & 2019



Month	Adjusted Scheduled Activity (UOA)		
	2017	2018	2019
April	-6	-4	0
May	17	-4	85
June	81	17	85
July	252	145	
August	252	272	
September	256	314	
October	277	315	
November	319	319	
December	321	341	
January	344	343	
February	365	365	
March	389	386	
April	390	387	
May	391	388	
June	391	388	

#### QUANTITY METRICS (rolling 12 month period)

	Contract Quantity	Contract Base Number	Contract *	Area Team	Region	England
% of all assessments that were assess and fit appliances (case starts)	22	37	59.5%	55.4%	57.8%	60.4%
% of all assessments that were assess and refuse	0	37	0.0%	11.3%	11.1%	11.4%
% of all assessments that were assess and review	15	37	40.5%	33.3%	31.1%	28.3%
% of case starts with a reported IOTN of 3 and Aesthetic Component of 5 or below	0	22	N/A	0.0%	0.1%	0.1%
% of case starts with a reported IOTN of 3 and Aesthetic Component of 6 or above	0	22	N/A	2.3%	4.0%	4.0%
% of case starts with a reported IOTN of 4	17	22	77.3%	79.3%	76.4%	77.8%
% of case starts with a reported IOTN of 5	5	22	22.7%	17.4%	17.5%	16.7 %
% of concluded courses in receipt of dual-arch fixed appliances	0	11	N/A	60.8%	70.3%	74.3%
% of concluded courses where treatment was abandoned or discontinued	1	11	9.1%	14.0%	8.3%	6.9%
% of patients satisfied with the treatment they have received	0	0	N/A	96.4%	96.1%	95.7%

\* Figures in italics indicate that the base number is less than 100.

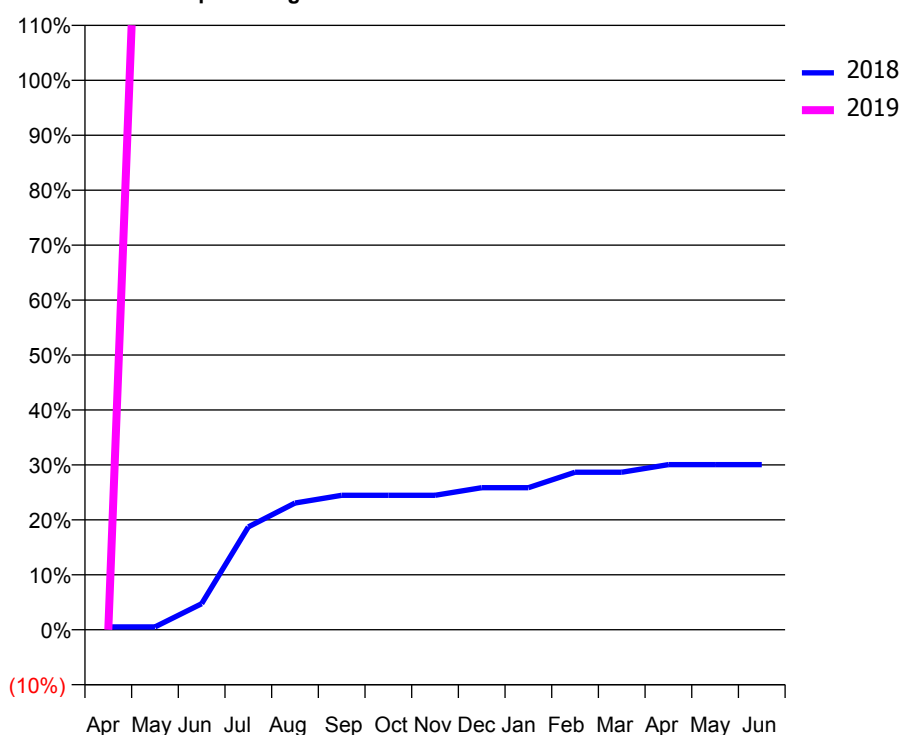
### Q54 - Vital Signs Orthodontic At a Glance Contract Report for 638633/0005 - June 2018

Name or company name	Balbir S Bhandal, Amrik S Bhandal & Baljit S Bhandal	18/19 Contracted general activity (UDA)	2,045
Contract type name	GDS Contract	Carry forward general activity (UDA)	0
Purpose of contract	General and Orthodontic	18/19 Contracted orthodontic activity (UOA)	450
Contract start date	01/04/2006	Carry forward orthodontic activity (UOA)	0
Contract end date		Baseline contract value	£75,039.62

ACCESS	Contract	England and Wales
24 month ratio of assessments to patient IDs	1.07	1.09

ACTIVITY	Contract
Contract assess and fit appliances (case starts) as a percentage of Area Team case starts	0.8 %

Cumulative percentage of contracted UOA delivered 2018 & 2019



Month	Adjusted Scheduled Activity (UOA)		
	2017	2018	2019
April	42	8	0
May	105	8	989
June	211	71	1,115
July	316	281	
August	361	346	
September	383	367	
October	386	367	
November	413	367	
December	457	388	
January	479	388	
February	479	430	
March	479	430	
April	458	451	
May	458	451	
June	458	451	

#### QUANTITY METRICS (rolling 12 month period)

	Contract Quantity	Contract Base Number	Contract *	Area Team	Region	England
% of all assessments that were assess and fit appliances (case starts)	72	72	100.0%	55.4%	57.8%	60.4%
% of all assessments that were assess and refuse	0	72	0.0%	11.3%	11.1%	11.4%
% of all assessments that were assess and review	0	72	0.0%	33.3%	31.1%	28.3%
% of case starts with a reported IOTN of 3 and Aesthetic Component of 5 or below	0	72	N/A	0.0%	0.1%	0.1%
% of case starts with a reported IOTN of 3 and Aesthetic Component of 6 or above	2	72	2.8%	2.3%	4.0%	4.0%
% of case starts with a reported IOTN of 4	58	72	80.6%	79.3%	76.4%	77.8%
% of case starts with a reported IOTN of 5	12	72	16.7%	17.4%	17.5%	16.7%
% of concluded courses in receipt of dual-arch fixed appliances	13	26	50.0%	60.8%	70.3%	74.3%
% of concluded courses where treatment was abandoned or discontinued	1	26	3.8%	14.0%	8.3%	6.9%
% of patients satisfied with the treatment they have received	0	0	N/A	96.4%	96.1%	95.7%

\* Figures in italics indicate that the base number is less than 100.



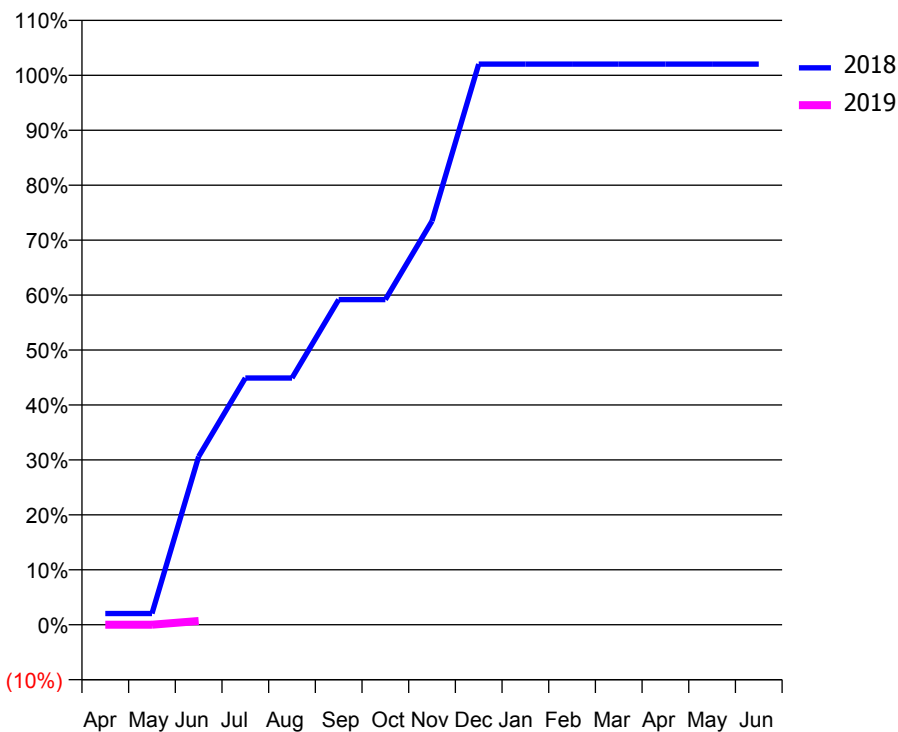
### Q54 - Vital Signs Orthodontic At a Glance Contract Report for 638633/0019 - June 2018

Name or company name	Balbir S Bhandal, Amrik S Bhandal & Baljit S Bhandal	18/19 Contracted general activity (UDA)	2,037
Contract type name	GDS Contract	Carry forward general activity (UDA)	0
Purpose of contract	General and Orthodontic	18/19 Contracted orthodontic activity (UOA)	147
Contract start date	01/04/2006	Carry forward orthodontic activity (UOA)	0
Contract end date		Baseline contract value	£54,044.37

ACCESS	Contract	England and Wales
24 month ratio of assessments to patient IDs	1.10	1.09

ACTIVITY	Contract
Contract assess and fit appliances (case starts) as a percentage of Area Team case starts	0.1 %

Cumulative percentage of contracted UOA delivered 2018 & 2019



Month	Adjusted Scheduled Activity (UOA)		
	2017	2018	2019
April	3	3	0
May	66	3	0
June	130	45	1
July	130	66	
August	131	66	
September	131	87	
October	131	87	
November	131	108	
December	152	150	
January	152	150	
February	152	150	
March	152	150	
April	152	150	
May	152	150	
June	152	150	

#### QUANTITY METRICS (rolling 12 month period)

	Contract Quantity	Contract Base Number	Contract *	Area Team	Region	England
% of all assessments that were assess and fit appliances (case starts)	6	7	85.7%	55.4%	57.8%	60.4%
% of all assessments that were assess and refuse	0	7	0.0%	11.3%	11.1%	11.4%
% of all assessments that were assess and review	1	7	14.3%	33.3%	31.1%	28.3%
% of case starts with a reported IOTN of 3 and Aesthetic Component of 5 or below	0	6	N/A	0.0%	0.1%	0.1%
% of case starts with a reported IOTN of 3 and Aesthetic Component of 6 or above	0	6	N/A	2.3%	4.0%	4.0%
% of case starts with a reported IOTN of 4	6	6	100.0%	79.3%	76.4%	77.8%
% of case starts with a reported IOTN of 5	0	6	N/A	17.4%	17.5%	16.7 %
% of concluded courses in receipt of dual-arch fixed appliances	0	5	N/A	60.8%	70.3%	74.3%
% of concluded courses where treatment was abandoned or discontinued	0	5	0.0%	14.0%	8.3%	6.9%
% of patients satisfied with the treatment they have received	0	0	N/A	96.4%	96.1%	95.7%

\* Figures in italics indicate that the base number is less than 100.

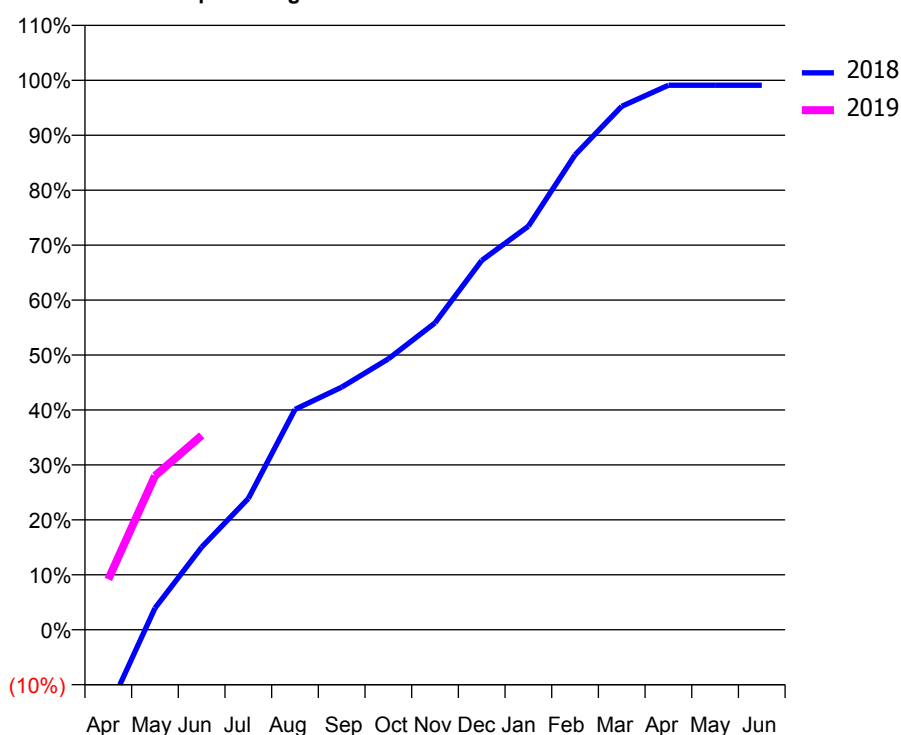
### Q54 - Vital Signs Orthodontic At a Glance Contract Report for 638633/0020 - June 2018

Name or company name	Balbir S Bhandal, Amrik S Bhandal & Baljit S Bhandal	18/19 Contracted general activity (UDA)	97,227
Contract type name	GDS Contract	Carry forward general activity (UDA)	0
Purpose of contract	General and Orthodontic	18/19 Contracted orthodontic activity (UOA)	6,238
Contract start date	01/04/2006	Carry forward orthodontic activity (UOA)	0
Contract end date		Baseline contract value	£3,553,808.51

ACCESS	Contract	England and Wales
24 month ratio of assessments to patient IDs	1.03	1.09

ACTIVITY	Contract
Contract assess and fit appliances (case starts) as a percentage of Area Team case starts	4.0 %

Cumulative percentage of contracted UOA delivered 2018 & 2019



Month	Adjusted Scheduled Activity (UOA)		
	2017	2018	2019
April	530	-913	573
May	1,460	246	1,747
June	2,354	938	2,206
July	3,088	1,491	
August	3,929	2,502	
September	4,341	2,755	
October	4,792	3,075	
November	5,158	3,484	
December	5,504	4,192	
January	5,698	4,581	
February	6,005	5,392	
March	6,248	5,943	
April	6,279	6,182	
May	6,280	6,182	
June	6,280	6,182	

#### QUANTITY METRICS (rolling 12 month period)

	Contract Quantity	Contract Base Number	Contract *	Area Team	Region	England
% of all assessments that were assess and fit appliances (case starts)	351	577	60.8%	55.4%	57.8%	60.4%
% of all assessments that were assess and refuse	64	577	11.1%	11.3%	11.1%	11.4%
% of all assessments that were assess and review	162	577	28.1%	33.3%	31.1%	28.3%
% of case starts with a reported IOTN of 3 and Aesthetic Component of 5 or below	0	351	N/A	0.0%	0.1%	0.1%
% of case starts with a reported IOTN of 3 and Aesthetic Component of 6 or above	11	351	3.1%	2.3%	4.0%	4.0%
% of case starts with a reported IOTN of 4	279	351	79.5%	79.3%	76.4%	77.8%
% of case starts with a reported IOTN of 5	58	351	16.5%	17.4%	17.5%	16.7%
% of concluded courses in receipt of dual-arch fixed appliances	136	336	40.5%	60.8%	70.3%	74.3%
% of concluded courses where treatment was abandoned or discontinued	197	336	58.6%	14.0%	8.3%	6.9%
% of patients satisfied with the treatment they have received	5	6	83.3%	96.4%	96.1%	95.7%

\* Figures in italics indicate that the base number is less than 100.

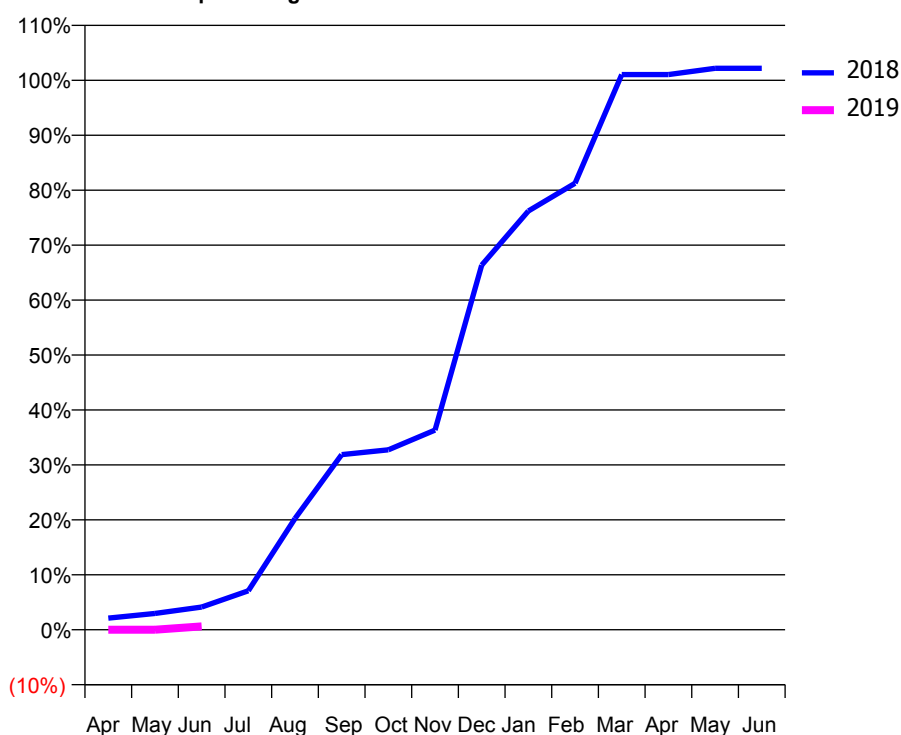
### Q54 - Vital Signs Orthodontic At a Glance Contract Report for 643572/0001 - June 2018

Name or company name	DR JF ALLSOPP	18/19 Contracted general activity (UDA)	0
Contract type name	PDS Contract	Carry forward general activity (UDA)	0
Purpose of contract	Orthodontic	18/19 Contracted orthodontic activity (UOA)	10,581
Contract start date	01/04/2006	Carry forward orthodontic activity (UOA)	0
Contract end date	31/03/2019	Baseline contract value	£679,128.34

ACCESS	Contract	England and Wales
24 month ratio of assessments to patient IDs	1.01	1.09

ACTIVITY	Contract
Contract assess and fit appliances (case starts) as a percentage of Area Team case starts	5.5 %

Cumulative percentage of contracted UOA delivered 2018 & 2019



Month	Adjusted Scheduled Activity (UOA)		
	2017	2018	2019
April	310	233	0
May	384	327	2
June	1,147	454	66
July	1,260	777	
August	1,373	2,220	
September	2,090	3,494	
October	3,480	3,589	
November	6,008	3,982	
December	9,222	7,273	
January	10,570	8,352	
February	10,807	8,904	
March	10,858	11,072	
April	10,858	11,072	
May	10,858	11,198	
June	10,858	11,198	

#### QUANTITY METRICS (rolling 12 month period)

	Contract Quantity	Contract Base Number	Contract *	Area Team	Region	England
% of all assessments that were assess and fit appliances (case starts)	480	1,126	42.6%	55.4%	57.8%	60.4%
% of all assessments that were assess and refuse	82	1,126	7.3%	11.3%	11.1%	11.4%
% of all assessments that were assess and review	564	1,126	50.1%	33.3%	31.1%	28.3%
% of case starts with a reported IOTN of 3 and Aesthetic Component of 5 or below	0	480	N/A	0.0%	0.1%	0.1%
% of case starts with a reported IOTN of 3 and Aesthetic Component of 6 or above	15	480	3.1%	2.3%	4.0%	4.0%
% of case starts with a reported IOTN of 4	380	480	79.2%	79.3%	76.4%	77.8%
% of case starts with a reported IOTN of 5	85	480	17.7%	17.4%	17.5%	16.7 %
% of concluded courses in receipt of dual-arch fixed appliances	336	351	95.7%	60.8%	70.3%	74.3%
% of concluded courses where treatment was abandoned or discontinued	15	351	4.3%	14.0%	8.3%	6.9%
% of patients satisfied with the treatment they have received	5	6	83.3%	96.4%	96.1%	95.7%

\* Figures in italics indicate that the base number is less than 100.

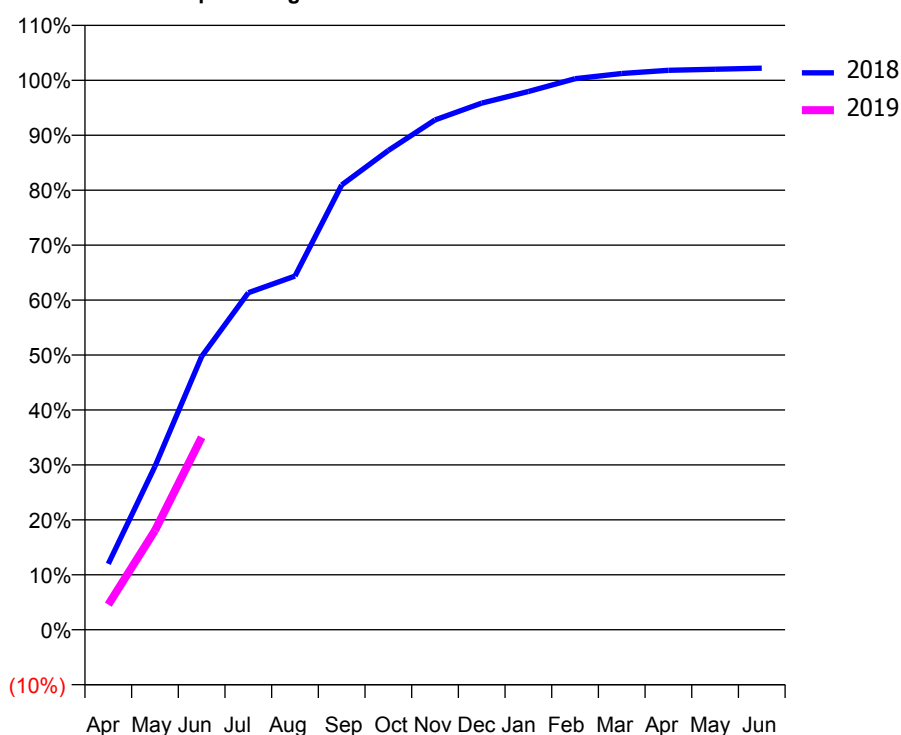
### Q54 - Vital Signs Orthodontic At a Glance Contract Report for 644277/0001 - June 2018

Name or company name	MR JS NANDHRA	18/19 Contracted general activity (UDA)	0
Contract type name	PDS Contract	Carry forward general activity (UDA)	0
Purpose of contract	Orthodontic	18/19 Contracted orthodontic activity (UOA)	11,043
Contract start date	01/04/2006	Carry forward orthodontic activity (UOA)	0
Contract end date	31/03/2019	Baseline contract value	£881,446.08

ACCESS	Contract	England and Wales
24 month ratio of assessments to patient IDs	1.00	1.09

ACTIVITY	Contract
Contract assess and fit appliances (case starts) as a percentage of Area Team case starts	5.3 %

Cumulative percentage of contracted UOA delivered 2018 & 2019



Month	Adjusted Scheduled Activity (UOA)		
	2017	2018	2019
April	408	1,326	504
May	1,123	3,283	1,995
June	2,308	5,492	3,867
July	4,556	6,773	
August	6,063	7,109	
September	6,651	8,939	
October	7,412	9,632	
November	8,971	10,245	
December	9,878	10,585	
January	10,388	10,816	
February	10,705	11,075	
March	10,895	11,180	
April	10,937	11,243	
May	10,937	11,264	
June	10,937	11,285	

#### QUANTITY METRICS (rolling 12 month period)

	Contract Quantity	Contract Base Number	Contract *	Area Team	Region	England
% of all assessments that were assess and fit appliances (case starts)	468	497	94.2%	55.4%	57.8%	60.4%
% of all assessments that were assess and refuse	29	497	5.8%	11.3%	11.1%	11.4%
% of all assessments that were assess and review	0	497	0.0%	33.3%	31.1%	28.3%
% of case starts with a reported IOTN of 3 and Aesthetic Component of 5 or below	0	468	N/A	0.0%	0.1%	0.1%
% of case starts with a reported IOTN of 3 and Aesthetic Component of 6 or above	8	468	1.7%	2.3%	4.0%	4.0%
% of case starts with a reported IOTN of 4	392	468	83.8%	79.3%	76.4%	77.8%
% of case starts with a reported IOTN of 5	65	468	13.9%	17.4%	17.5%	16.7 %
% of concluded courses in receipt of dual-arch fixed appliances	502	570	88.1%	60.8%	70.3%	74.3%
% of concluded courses where treatment was abandoned or discontinued	57	570	10.0%	14.0%	8.3%	6.9%
% of patients satisfied with the treatment they have received	12	12	100.0%	96.4%	96.1%	95.7%

\* Figures in italics indicate that the base number is less than 100.

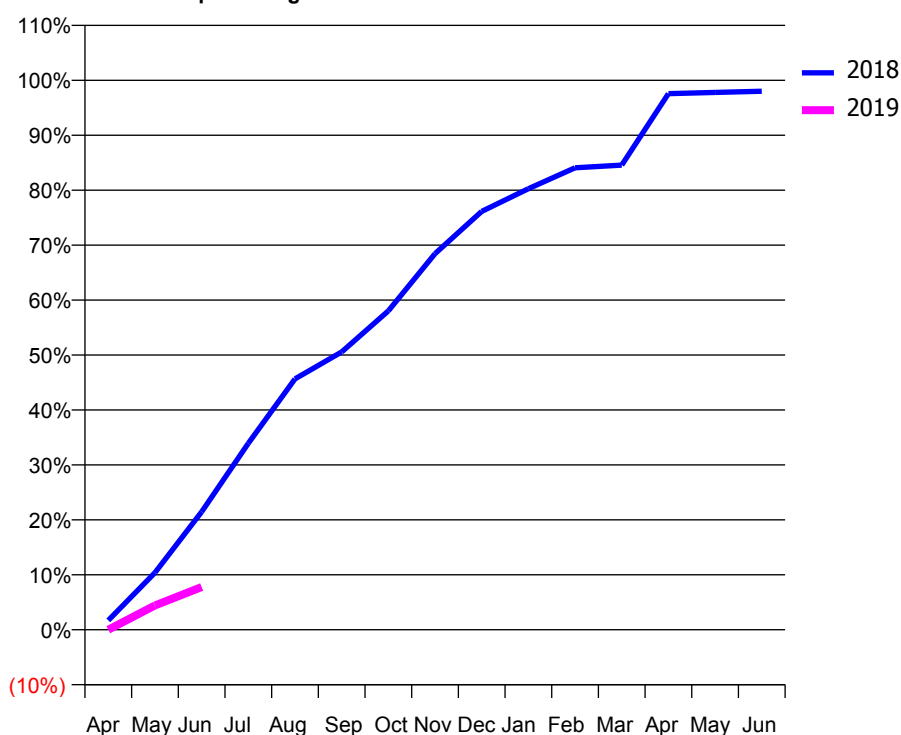
### Q54 - Vital Signs Orthodontic At a Glance Contract Report for 648639/0001 - June 2018

Name or company name	MRS J SIMPSON	18/19 Contracted general activity (UDA)	0
Contract type name	PDS Contract	Carry forward general activity (UDA)	0
Purpose of contract	Orthodontic	18/19 Contracted orthodontic activity (UOA)	8,204
Contract start date	01/04/2006	Carry forward orthodontic activity (UOA)	0
Contract end date	31/03/2019	Baseline contract value	£551,666.21

ACCESS	Contract	England and Wales
24 month ratio of assessments to patient IDs	1.06	1.09

ACTIVITY	Contract
Contract assess and fit appliances (case starts) as a percentage of Area Team case starts	4.5 %

Cumulative percentage of contracted UOA delivered 2018 & 2019



Month	Adjusted Scheduled Activity (UOA)		
	2017	2018	2019
April	164	166	0
May	281	1,006	364
June	1,303	2,077	638
July	2,275	3,284	
August	3,032	4,418	
September	3,485	4,892	
October	3,828	5,614	
November	5,106	6,622	
December	6,139	7,365	
January	6,572	7,765	
February	7,229	8,133	
March	8,321	8,179	
April	9,289	9,439	
May	9,609	9,460	
June	9,609	9,481	

#### QUANTITY METRICS (rolling 12 month period)

	Contract Quantity	Contract Base Number	Contract *	Area Team	Region	England
% of all assessments that were assess and fit appliances (case starts)	393	411	95.6%	55.4%	57.8%	60.4%
% of all assessments that were assess and refuse	18	411	4.4%	11.3%	11.1%	11.4%
% of all assessments that were assess and review	0	411	0.0%	33.3%	31.1%	28.3%
% of case starts with a reported IOTN of 3 and Aesthetic Component of 5 or below	0	393	N/A	0.0%	0.1%	0.1%
% of case starts with a reported IOTN of 3 and Aesthetic Component of 6 or above	0	393	N/A	2.3%	4.0%	4.0%
% of case starts with a reported IOTN of 4	323	393	82.2%	79.3%	76.4%	77.8%
% of case starts with a reported IOTN of 5	69	393	17.6%	17.4%	17.5%	16.7 %
% of concluded courses in receipt of dual-arch fixed appliances	339	366	92.6%	60.8%	70.3%	74.3%
% of concluded courses where treatment was abandoned or discontinued	7	366	1.9%	14.0%	8.3%	6.9%
% of patients satisfied with the treatment they have received	12	12	100.0%	96.4%	96.1%	95.7%

\* Figures in italics indicate that the base number is less than 100.

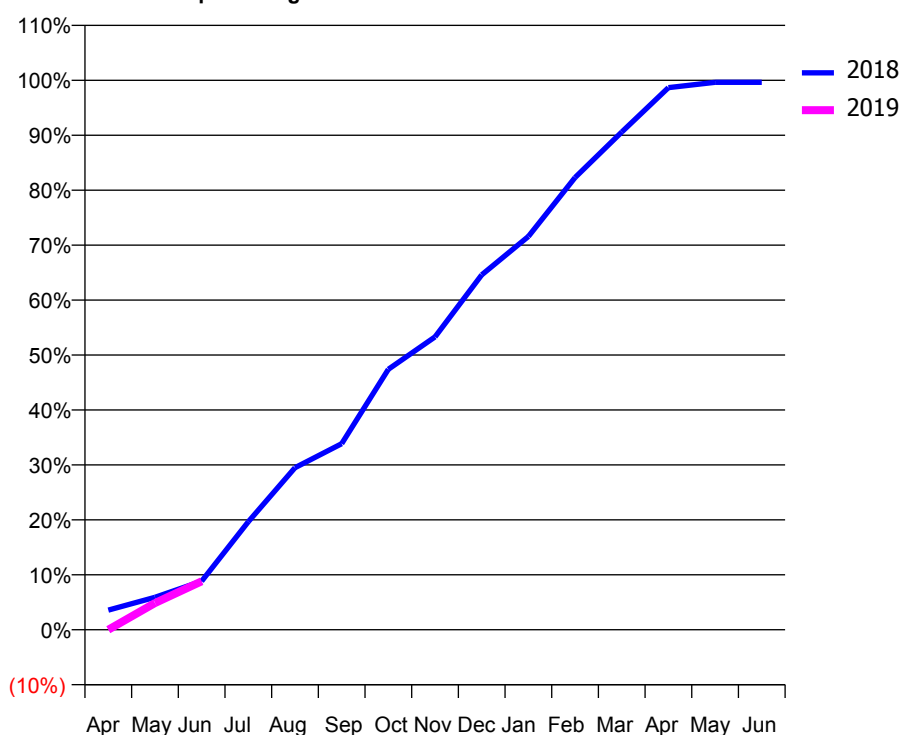
### Q54 - Vital Signs Orthodontic At a Glance Contract Report for 648728/0001 - June 2018

Name or company name	MRS EH ROBERTS	18/19 Contracted general activity (UDA)	0
Contract type name	PDS Contract	Carry forward general activity (UDA)	0
Purpose of contract	Orthodontic	18/19 Contracted orthodontic activity (UOA)	3,768
Contract start date	01/04/2006	Carry forward orthodontic activity (UOA)	0
Contract end date	31/03/2019	Baseline contract value	£225,386.90

ACCESS	Contract	England and Wales
24 month ratio of assessments to patient IDs	1.00	1.09

ACTIVITY	Contract
Contract assess and fit appliances (case starts) as a percentage of Area Team case starts	2.1 %

Cumulative percentage of contracted UOA delivered 2018 & 2019



Month	Adjusted Scheduled Activity (UOA)		
	2017	2018	2019
April	298	141	0
May	952	233	183
June	1,288	348	332
July	1,603	774	
August	1,837	1,161	
September	2,133	1,333	
October	2,366	1,866	
November	2,624	2,098	
December	2,816	2,542	
January	2,908	2,817	
February	3,091	3,239	
March	3,670	3,565	
April	3,840	3,883	
May	3,840	3,921	
June	3,840	3,921	

#### QUANTITY METRICS (rolling 12 month period)

	Contract Quantity	Contract Base Number	Contract *	Area Team	Region	England
% of all assessments that were assess and fit appliances (case starts)	185	244	75.8%	55.4%	57.8%	60.4%
% of all assessments that were assess and refuse	42	244	17.2%	11.3%	11.1%	11.4%
% of all assessments that were assess and review	17	244	7.0%	33.3%	31.1%	28.3%
% of case starts with a reported IOTN of 3 and Aesthetic Component of 5 or below	0	185	N/A	0.0%	0.1%	0.1%
% of case starts with a reported IOTN of 3 and Aesthetic Component of 6 or above	7	185	3.8%	2.3%	4.0%	4.0%
% of case starts with a reported IOTN of 4	139	185	75.1%	79.3%	76.4%	77.8%
% of case starts with a reported IOTN of 5	39	185	21.1%	17.4%	17.5%	16.7 %
% of concluded courses in receipt of dual-arch fixed appliances	195	205	95.1%	60.8%	70.3%	74.3%
% of concluded courses where treatment was abandoned or discontinued	7	205	3.4%	14.0%	8.3%	6.9%
% of patients satisfied with the treatment they have received	6	6	100.0%	96.4%	96.1%	95.7%

\* Figures in italics indicate that the base number is less than 100.

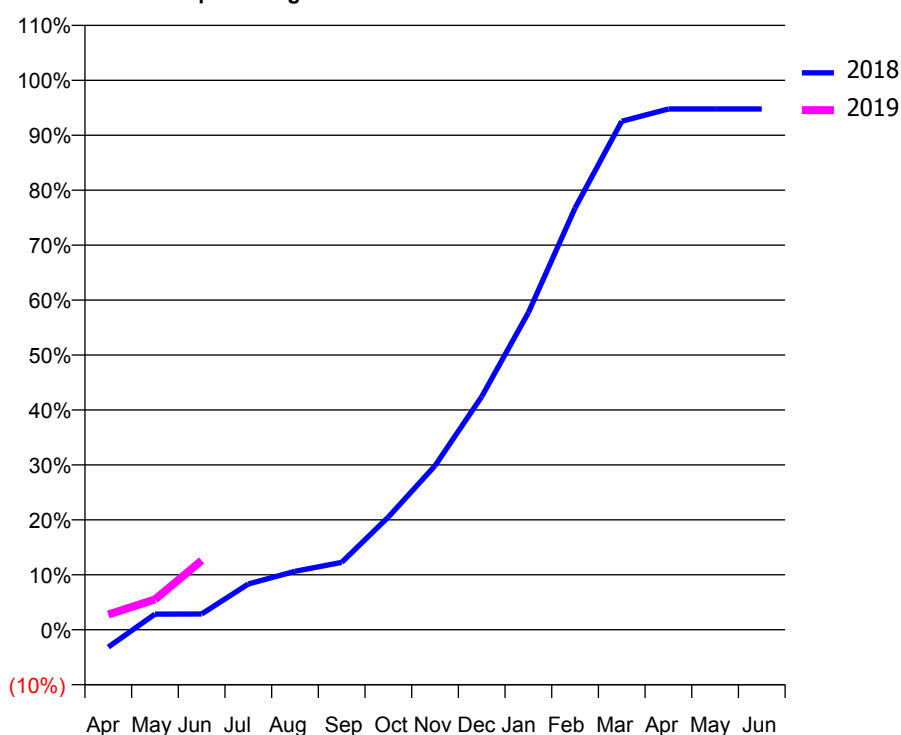
### Q54 - Vital Signs Orthodontic At a Glance Contract Report for 650641/0001 - June 2018

Name or company name	MRS N SHOJA-ASSADI	18/19 Contracted general activity (UDA)	0
Contract type name	PDS Contract	Carry forward general activity (UDA)	0
Purpose of contract	Orthodontic	18/19 Contracted orthodontic activity (UOA)	3,862
Contract start date	01/04/2006	Carry forward orthodontic activity (UOA)	0
Contract end date	31/03/2019	Baseline contract value	£256,381.40

ACCESS	Contract	England and Wales
24 month ratio of assessments to patient IDs	1.10	1.09

ACTIVITY	Contract
Contract assess and fit appliances (case starts) as a percentage of Area Team case starts	2.6 %

Cumulative percentage of contracted UOA delivered 2018 & 2019



Month	Adjusted Scheduled Activity (UOA)		
	2017	2018	2019
April	57	-122	107
May	309	110	213
June	666	111	487
July	1,276	322	
August	1,657	411	
September	2,035	474	
October	2,329	792	
November	2,835	1,153	
December	2,983	1,639	
January	3,046	2,229	
February	3,046	2,964	
March	3,614	3,574	
April	3,719	3,660	
May	3,719	3,660	
June	3,719	3,660	

#### QUANTITY METRICS (rolling 12 month period)

	Contract Quantity	Contract Base Number	Contract *	Area Team	Region	England
% of all assessments that were assess and fit appliances (case starts)	224	250	89.6%	55.4%	57.8%	60.4%
% of all assessments that were assess and refuse	11	250	4.4%	11.3%	11.1%	11.4%
% of all assessments that were assess and review	15	250	6.0%	33.3%	31.1%	28.3%
% of case starts with a reported IOTN of 3 and Aesthetic Component of 5 or below	0	224	N/A	0.0%	0.1%	0.1%
% of case starts with a reported IOTN of 3 and Aesthetic Component of 6 or above	7	224	3.1%	2.3%	4.0%	4.0%
% of case starts with a reported IOTN of 4	190	224	84.8%	79.3%	76.4%	77.8%
% of case starts with a reported IOTN of 5	27	224	12.1%	17.4%	17.5%	16.7 %
% of concluded courses in receipt of dual-arch fixed appliances	0	153	N/A	60.8%	70.3%	74.3%
% of concluded courses where treatment was abandoned or discontinued	14	153	9.2%	14.0%	8.3%	6.9%
% of patients satisfied with the treatment they have received	4	4	100.0%	96.4%	96.1%	95.7%

\* Figures in italics indicate that the base number is less than 100.

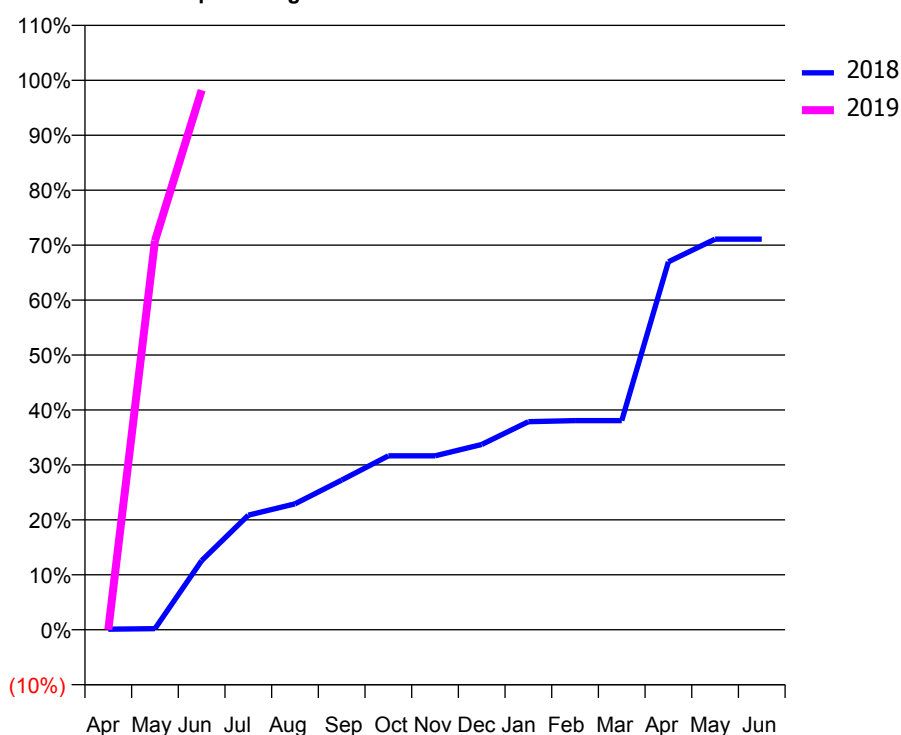
### Q54 - Vital Signs Orthodontic At a Glance Contract Report for 658421/0001 - June 2018

Name or company name	MR ES HAYER	18/19 Contracted general activity (UDA)	21,866
Contract type name	GDS Contract	Carry forward general activity (UDA)	0
Purpose of contract	General and Orthodontic	18/19 Contracted orthodontic activity (UOA)	387
Contract start date	01/04/2006	Carry forward orthodontic activity (UOA)	0
Contract end date		Baseline contract value	£548,862.11

ACCESS	Contract	England and Wales
24 month ratio of assessments to patient IDs	1.08	1.09

ACTIVITY	Contract
Contract assess and fit appliances (case starts) as a percentage of Area Team case starts	0.5 %

Cumulative percentage of contracted UOA delivered 2018 & 2019



Month	Adjusted Scheduled Activity (UOA)		
	2017	2018	2019
April	1	1	0
May	23	2	274
June	131	128	380
July	197	212	
August	220	233	
September	241	277	
October	262	322	
November	262	322	
December	304	343	
January	367	385	
February	388	387	
March	388	387	
April	388	681	
May	388	723	
June	388	723	

#### QUANTITY METRICS (rolling 12 month period)

	Contract Quantity	Contract Base Number	Contract *	Area Team	Region	England
% of all assessments that were assess and fit appliances (case starts)	46	55	83.6%	55.4%	57.8%	60.4%
% of all assessments that were assess and refuse	4	55	7.3%	11.3%	11.1%	11.4%
% of all assessments that were assess and review	5	55	9.1%	33.3%	31.1%	28.3%
% of case starts with a reported IOTN of 3 and Aesthetic Component of 5 or below	0	46	<i>N/A</i>	0.0%	0.1%	0.1%
% of case starts with a reported IOTN of 3 and Aesthetic Component of 6 or above	0	46	<i>N/A</i>	2.3%	4.0%	4.0%
% of case starts with a reported IOTN of 4	40	46	87.0%	79.3%	76.4%	77.8%
% of case starts with a reported IOTN of 5	6	46	13.0%	17.4%	17.5%	16.7 %
% of concluded courses in receipt of dual-arch fixed appliances	18	20	90.0%	60.8%	70.3%	74.3%
% of concluded courses where treatment was abandoned or discontinued	1	20	5.0%	14.0%	8.3%	6.9%
% of patients satisfied with the treatment they have received	3	3	100.0%	96.4%	96.1%	95.7%

\* Figures in italics indicate that the base number is less than 100.



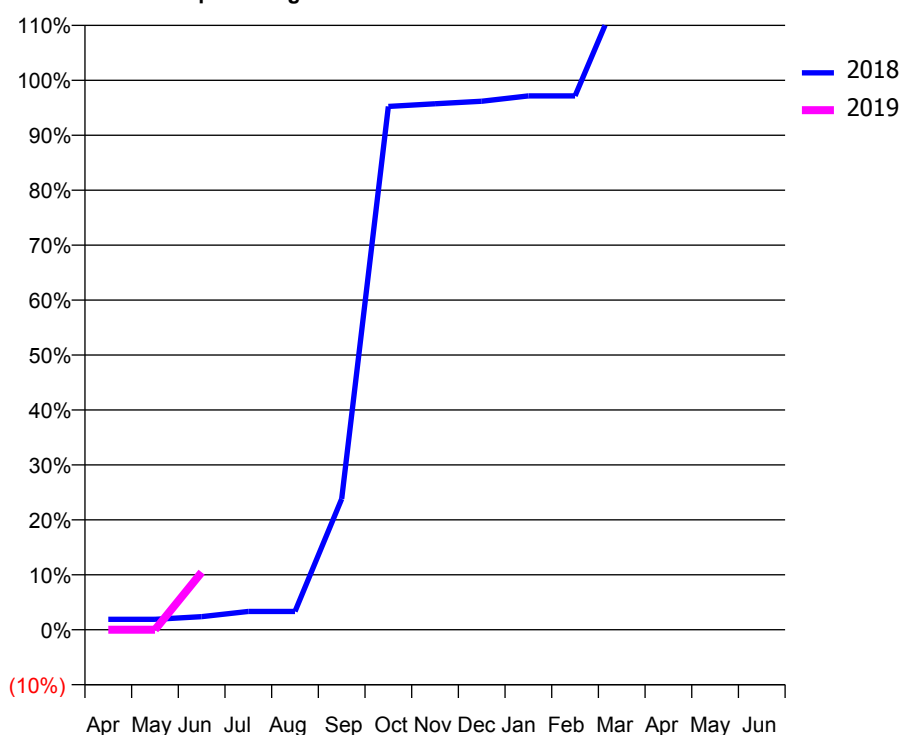
### Q54 - Vital Signs Orthodontic At a Glance Contract Report for 673749/0001 - June 2018

Name or company name	MR R KUMAR	18/19 Contracted general activity (UDA)	9,973
Contract type name	GDS Contract	Carry forward general activity (UDA)	0
Purpose of contract	General and Orthodontic	18/19 Contracted orthodontic activity (UOA)	210
Contract start date	01/04/2006	Carry forward orthodontic activity (UOA)	0
Contract end date		Baseline contract value	£271,177.03

ACCESS	Contract	England and Wales
24 month ratio of assessments to patient IDs	1.14	1.09

ACTIVITY	Contract
Contract assess and fit appliances (case starts) as a percentage of Area Team case starts	0.1 %

Cumulative percentage of contracted UOA delivered 2018 & 2019



Month	Adjusted Scheduled Activity (UOA)		
	2017	2018	2019
April	21	4	0
May	45	4	0
June	70	5	22
July	71	7	
August	71	7	
September	99	50	
October	229	200	
November	233	201	
December	236	202	
January	242	204	
February	242	204	
March	242	246	
April	273	246	
May	273	246	
June	273	246	

#### QUANTITY METRICS (rolling 12 month period)

	Contract Quantity	Contract Base Number	Contract *	Area Team	Region	England
% of all assessments that were assess and fit appliances (case starts)	12	23	52.2%	55.4%	57.8%	60.4%
% of all assessments that were assess and refuse	4	23	17.4%	11.3%	11.1%	11.4%
% of all assessments that were assess and review	7	23	30.4%	33.3%	31.1%	28.3%
% of case starts with a reported IOTN of 3 and Aesthetic Component of 5 or below	0	12	N/A	0.0%	0.1%	0.1%
% of case starts with a reported IOTN of 3 and Aesthetic Component of 6 or above	0	12	N/A	2.3%	4.0%	4.0%
% of case starts with a reported IOTN of 4	4	12	33.3%	79.3%	76.4%	77.8%
% of case starts with a reported IOTN of 5	8	12	66.7%	17.4%	17.5%	16.7 %
% of concluded courses in receipt of dual-arch fixed appliances	0	0	N/A	60.8%	70.3%	74.3%
% of concluded courses where treatment was abandoned or discontinued	0	0	N/A	14.0%	8.3%	6.9%
% of patients satisfied with the treatment they have received	0	0	N/A	96.4%	96.1%	95.7%

\* Figures in italics indicate that the base number is less than 100.

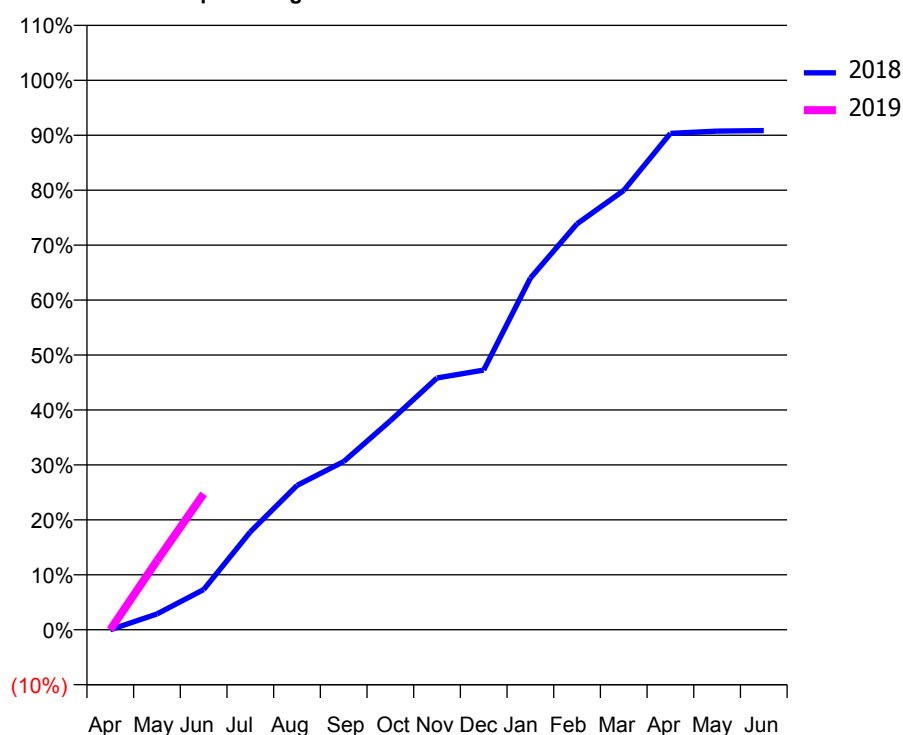
### Q54 - Vital Signs Orthodontic At a Glance Contract Report for 735213/0002 - June 2018

Name or company name	MR PL MASON	18/19 Contracted general activity (UDA)	0
Contract type name	PDS Contract	Carry forward general activity (UDA)	0
Purpose of contract	Orthodontic	18/19 Contracted orthodontic activity (UOA)	5,085
Contract start date	22/03/2014	Carry forward orthodontic activity (UOA)	0
Contract end date	31/03/2019	Baseline contract value	£342,636.35

ACCESS	Contract	England and Wales
24 month ratio of assessments to patient IDs	1.04	1.09

ACTIVITY	Contract
Contract assess and fit appliances (case starts) as a percentage of Area Team case starts	3.4 %

Cumulative percentage of contracted UOA delivered 2018 & 2019



Month	Adjusted Scheduled Activity (UOA)		
	2017	2018	2019
April	98	0	0
May	676	176	638
June	995	449	1,258
July	1,255	1,093	
August	1,565	1,612	
September	2,158	1,878	
October	2,526	2,334	
November	3,145	2,811	
December	3,301	2,900	
January	3,665	3,927	
February	4,060	4,532	
March	5,005	4,905	
April	5,155	5,542	
May	5,246	5,568	
June	5,248	5,573	

#### QUANTITY METRICS (rolling 12 month period)

	Contract Quantity	Contract Base Number	Contract *	Area Team	Region	England
% of all assessments that were assess and fit appliances (case starts)	302	497	60.8%	55.4%	57.8%	60.4%
% of all assessments that were assess and refuse	16	497	3.2%	11.3%	11.1%	11.4%
% of all assessments that were assess and review	179	497	36.0%	33.3%	31.1%	28.3%
% of case starts with a reported IOTN of 3 and Aesthetic Component of 5 or below	0	302	N/A	0.0%	0.1%	0.1%
% of case starts with a reported IOTN of 3 and Aesthetic Component of 6 or above	8	302	2.6%	2.3%	4.0%	4.0%
% of case starts with a reported IOTN of 4	220	302	72.8%	79.3%	76.4%	77.8%
% of case starts with a reported IOTN of 5	49	302	16.2%	17.4%	17.5%	16.7 %
% of concluded courses in receipt of dual-arch fixed appliances	0	205	N/A	60.8%	70.3%	74.3%
% of concluded courses where treatment was abandoned or discontinued	6	205	2.9%	14.0%	8.3%	6.9%
% of patients satisfied with the treatment they have received	8	9	88.9%	96.4%	96.1%	95.7%

\* Figures in italics indicate that the base number is less than 100.

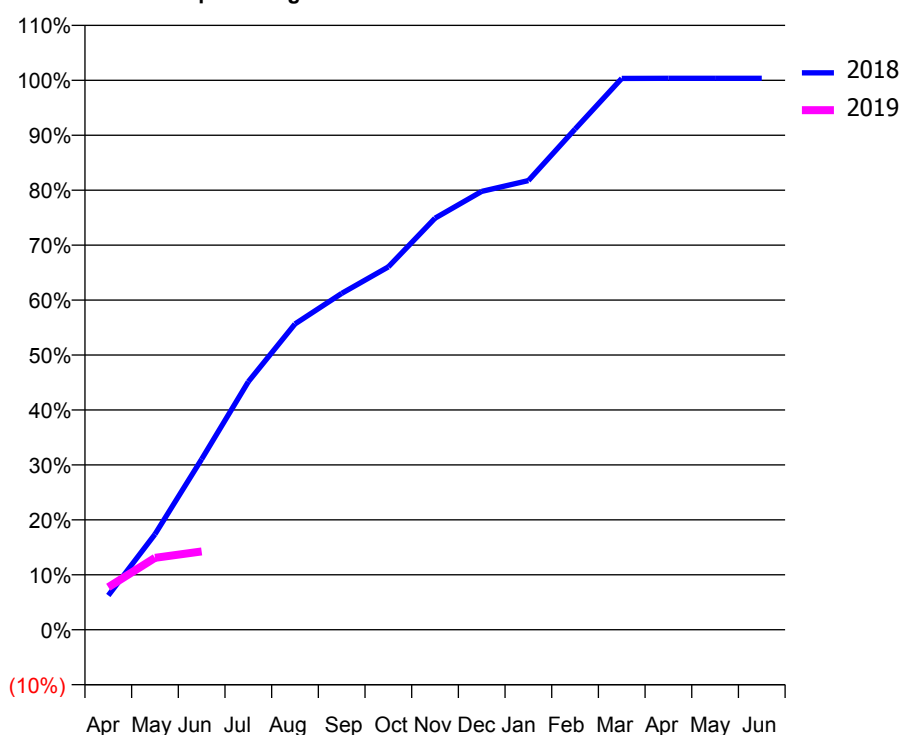
### Q54 - Vital Signs Orthodontic At a Glance Contract Report for 735337/0001 - June 2018

Name or company name	Addison Dental Practice Ltd	18/19 Contracted general activity (UDA)	0
Contract type name	PDS Contract	Carry forward general activity (UDA)	0
Purpose of contract	Orthodontic	18/19 Contracted orthodontic activity (UOA)	9,034
Contract start date	01/04/2006	Carry forward orthodontic activity (UOA)	0
Contract end date	31/03/2019	Baseline contract value	£605,606.15

ACCESS	Contract	England and Wales
24 month ratio of assessments to patient IDs	1.19	1.09

ACTIVITY	Contract
Contract assess and fit appliances (case starts) as a percentage of Area Team case starts	4.3 %

Cumulative percentage of contracted UOA delivered 2018 & 2019



Month	Adjusted Scheduled Activity (UOA)		
	2017	2018	2019
April	844	611	701
May	2,127	1,699	1,182
June	2,981	3,033	1,288
July	3,895	4,410	
August	5,006	5,438	
September	5,818	5,981	
October	7,148	6,451	
November	8,167	7,318	
December	8,461	7,793	
January	8,697	7,986	
February	8,872	8,900	
March	9,103	9,801	
April	9,151	9,804	
May	9,153	9,804	
June	9,153	9,804	

#### QUANTITY METRICS (rolling 12 month period)

	Contract Quantity	Contract Base Number	Contract *	Area Team	Region	England
% of all assessments that were assess and fit appliances (case starts)	373	622	60.0%	55.4%	57.8%	60.4%
% of all assessments that were assess and refuse	74	622	11.9%	11.3%	11.1%	11.4%
% of all assessments that were assess and review	175	622	28.1%	33.3%	31.1%	28.3%
% of case starts with a reported IOTN of 3 and Aesthetic Component of 5 or below	0	373	N/A	0.0%	0.1%	0.1%
% of case starts with a reported IOTN of 3 and Aesthetic Component of 6 or above	35	373	9.4%	2.3%	4.0%	4.0%
% of case starts with a reported IOTN of 4	262	373	70.2%	79.3%	76.4%	77.8%
% of case starts with a reported IOTN of 5	70	373	18.8%	17.4%	17.5%	16.7 %
% of concluded courses in receipt of dual-arch fixed appliances	0	311	N/A	60.8%	70.3%	74.3%
% of concluded courses where treatment was abandoned or discontinued	1	311	0.3%	14.0%	8.3%	6.9%
% of patients satisfied with the treatment they have received	9	9	100.0%	96.4%	96.1%	95.7%

\* Figures in italics indicate that the base number is less than 100.

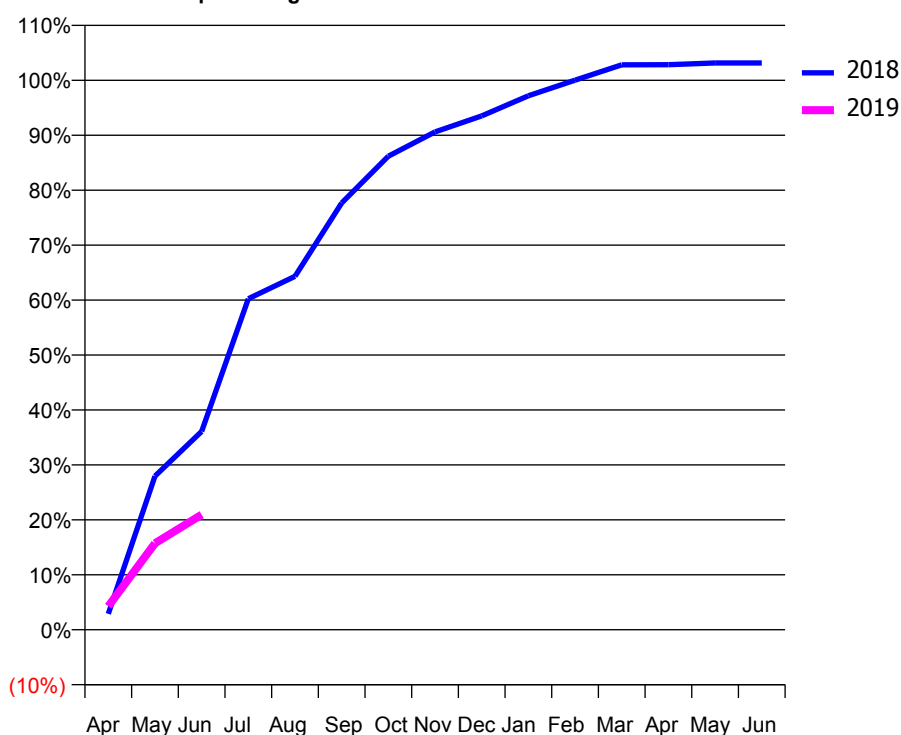
### Q54 - Vital Signs Orthodontic At a Glance Contract Report for 761923/0001 - June 2018

Name or company name	MR RD SLATER	18/19 Contracted general activity (UDA)	0
Contract type name	PDS Contract	Carry forward general activity (UDA)	0
Purpose of contract	Orthodontic	18/19 Contracted orthodontic activity (UOA)	8,345
Contract start date	01/04/2006	Carry forward orthodontic activity (UOA)	0
Contract end date	31/03/2019	Baseline contract value	£558,945.84

ACCESS	Contract	England and Wales
24 month ratio of assessments to patient IDs	1.13	1.09

ACTIVITY	Contract
Contract assess and fit appliances (case starts) as a percentage of Area Team case starts	3.5 %

Cumulative percentage of contracted UOA delivered 2018 & 2019



Month	Adjusted Scheduled Activity (UOA)		
	2017	2018	2019
April	265	243	358
May	461	2,334	1,313
June	623	3,012	1,749
July	844	5,027	
August	2,347	5,368	
September	3,038	6,482	
October	4,025	7,192	
November	4,727	7,560	
December	6,538	7,803	
January	8,178	8,109	
February	8,490	8,346	
March	8,490	8,579	
April	8,490	8,581	
May	8,515	8,607	
June	8,515	8,607	

#### QUANTITY METRICS (rolling 12 month period)

	Contract Quantity	Contract Base Number	Contract *	Area Team	Region	England
% of all assessments that were assess and fit appliances (case starts)	310	1,144	27.1%	55.4%	57.8%	60.4%
% of all assessments that were assess and refuse	206	1,144	18.0%	11.3%	11.1%	11.4%
% of all assessments that were assess and review	628	1,144	54.9%	33.3%	31.1%	28.3%
% of case starts with a reported IOTN of 3 and Aesthetic Component of 5 or below	0	310	N/A	0.0%	0.1%	0.1%
% of case starts with a reported IOTN of 3 and Aesthetic Component of 6 or above	0	310	N/A	2.3%	4.0%	4.0%
% of case starts with a reported IOTN of 4	237	310	76.5%	79.3%	76.4%	77.8%
% of case starts with a reported IOTN of 5	70	310	22.6%	17.4%	17.5%	16.7 %
% of concluded courses in receipt of dual-arch fixed appliances	287	386	74.4%	60.8%	70.3%	74.3%
% of concluded courses where treatment was abandoned or discontinued	18	386	4.7%	14.0%	8.3%	6.9%
% of patients satisfied with the treatment they have received	12	13	92.3%	96.4%	96.1%	95.7%

\* Figures in italics indicate that the base number is less than 100.

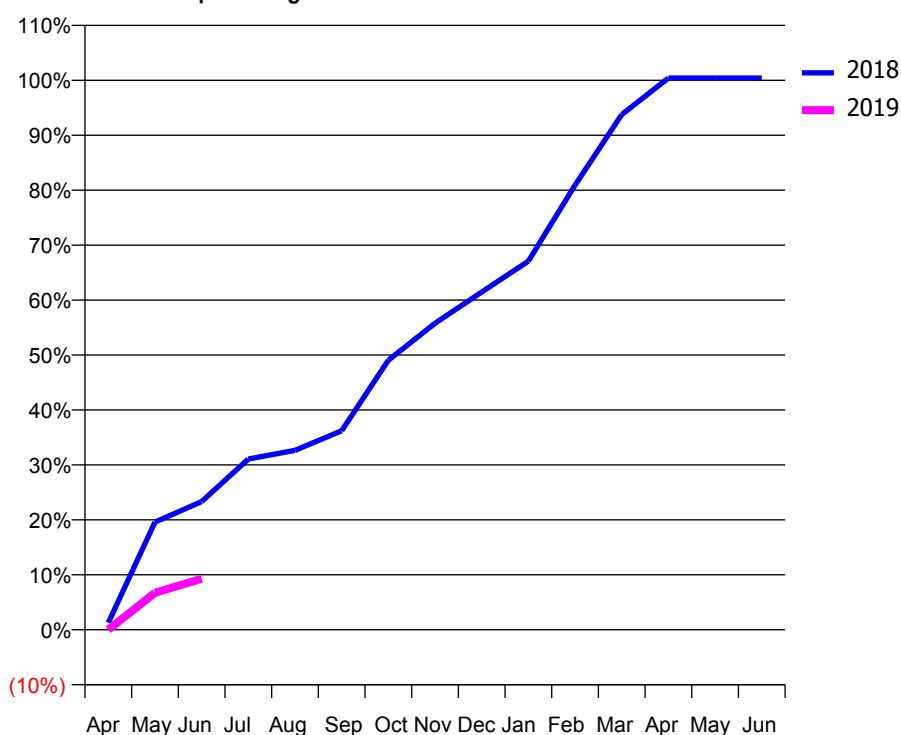
### Q54 - Vital Signs Orthodontic At a Glance Contract Report for 776998/0001 - June 2018

Name or company name	MR DL DALY	18/19 Contracted general activity (UDA)	0
Contract type name	PDS Contract	Carry forward general activity (UDA)	0
Purpose of contract	Orthodontic	18/19 Contracted orthodontic activity (UOA)	4,130
Contract start date	01/04/2006	Carry forward orthodontic activity (UOA)	0
Contract end date	31/03/2019	Baseline contract value	£251,773.26

ACCESS	Contract	England and Wales
24 month ratio of assessments to patient IDs	1.00	1.09

ACTIVITY	Contract
Contract assess and fit appliances (case starts) as a percentage of Area Team case starts	1.9 %

Cumulative percentage of contracted UOA delivered 2018 & 2019



Month	Adjusted Scheduled Activity (UOA)		
	2017	2018	2019
April	91	53	0
May	932	809	278
June	2,331	964	383
July	2,733	1,283	
August	3,048	1,348	
September	3,426	1,496	
October	3,594	2,026	
November	3,679	2,304	
December	3,721	2,538	
January	3,931	2,771	
February	3,973	3,342	
March	4,120	3,872	
April	4,120	4,147	
May	4,120	4,147	
June	4,120	4,147	

#### QUANTITY METRICS (rolling 12 month period)

	Contract Quantity	Contract Base Number	Contract *	Area Team	Region	England
% of all assessments that were assess and fit appliances (case starts)	168	206	81.6%	55.4%	57.8%	60.4%
% of all assessments that were assess and refuse	24	206	11.7%	11.3%	11.1%	11.4%
% of all assessments that were assess and review	14	206	6.8%	33.3%	31.1%	28.3%
% of case starts with a reported IOTN of 3 and Aesthetic Component of 5 or below	0	168	N/A	0.0%	0.1%	0.1%
% of case starts with a reported IOTN of 3 and Aesthetic Component of 6 or above	0	168	N/A	2.3%	4.0%	4.0%
% of case starts with a reported IOTN of 4	152	168	90.5%	79.3%	76.4%	77.8%
% of case starts with a reported IOTN of 5	16	168	9.5%	17.4%	17.5%	16.7 %
% of concluded courses in receipt of dual-arch fixed appliances	198	213	93.0%	60.8%	70.3%	74.3%
% of concluded courses where treatment was abandoned or discontinued	13	213	6.1%	14.0%	8.3%	6.9%
% of patients satisfied with the treatment they have received	3	3	100.0%	96.4%	96.1%	95.7%

\* Figures in italics indicate that the base number is less than 100.

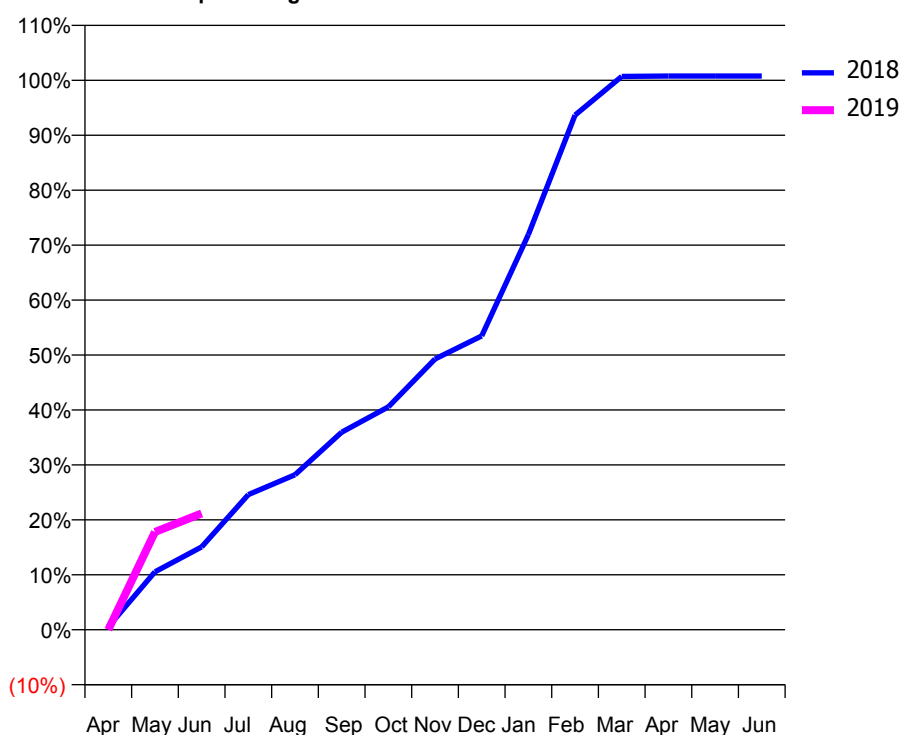
### Q54 - Vital Signs Orthodontic At a Glance Contract Report for 833657/0001 - June 2018

Name or company name	MR AA DHOPATKAR	18/19 Contracted general activity (UDA)	0
Contract type name	PDS Contract	Carry forward general activity (UDA)	0
Purpose of contract	Orthodontic	18/19 Contracted orthodontic activity (UOA)	4,636
Contract start date	01/04/2006	Carry forward orthodontic activity (UOA)	0
Contract end date	31/03/2023	Baseline contract value	£290,063.84

ACCESS	Contract	England and Wales
24 month ratio of assessments to patient IDs	1.07	1.09

ACTIVITY	Contract
Contract assess and fit appliances (case starts) as a percentage of Area Team case starts	2.9 %

Cumulative percentage of contracted UOA delivered 2018 & 2019



Month	Adjusted Scheduled Activity (UOA)		
	2017	2018	2019
April	376	25	0
May	1,006	489	825
June	1,191	699	982
July	1,706	1,140	
August	1,890	1,308	
September	2,096	1,667	
October	2,552	1,881	
November	3,168	2,284	
December	3,809	2,479	
January	4,350	3,334	
February	4,522	4,342	
March	4,634	4,668	
April	4,655	4,672	
May	4,660	4,672	
June	4,660	4,672	

#### QUANTITY METRICS (rolling 12 month period)

	Contract Quantity	Contract Base Number	Contract *	Area Team	Region	England
% of all assessments that were assess and fit appliances (case starts)	255	309	82.5%	55.4%	57.8%	60.4%
% of all assessments that were assess and refuse	38	309	12.3%	11.3%	11.1%	11.4%
% of all assessments that were assess and review	16	309	5.2%	33.3%	31.1%	28.3%
% of case starts with a reported IOTN of 3 and Aesthetic Component of 5 or below	0	255	N/A	0.0%	0.1%	0.1%
% of case starts with a reported IOTN of 3 and Aesthetic Component of 6 or above	0	255	N/A	2.3%	4.0%	4.0%
% of case starts with a reported IOTN of 4	208	255	81.6%	79.3%	76.4%	77.8%
% of case starts with a reported IOTN of 5	47	255	18.4%	17.4%	17.5%	16.7 %
% of concluded courses in receipt of dual-arch fixed appliances	106	147	72.1%	60.8%	70.3%	74.3%
% of concluded courses where treatment was abandoned or discontinued	10	147	6.8%	14.0%	8.3%	6.9%
% of patients satisfied with the treatment they have received	4	4	100.0%	96.4%	96.1%	95.7%

\* Figures in italics indicate that the base number is less than 100.

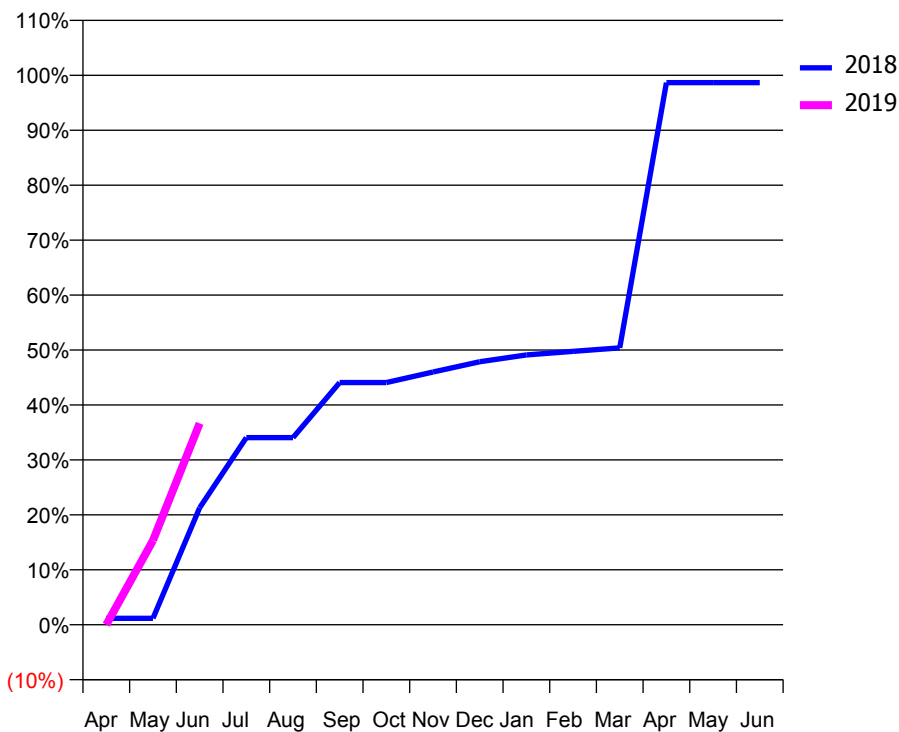
### Q54 - Vital Signs Orthodontic At a Glance Contract Report for 913286/0005 - June 2018

Name or company name	HC1287 Limited	18/19 Contracted general activity (UDA)	0
Contract type name	PDS Contract	Carry forward general activity (UDA)	0
Purpose of contract	Orthodontic	18/19 Contracted orthodontic activity (UOA)	3,469
Contract start date	01/04/2006	Carry forward orthodontic activity (UOA)	0
Contract end date	31/03/2019	Baseline contract value	£232,079.00

ACCESS	Contract	England and Wales
24 month ratio of assessments to patient IDs	1.01	1.09

ACTIVITY	Contract
Contract assess and fit appliances (case starts) as a percentage of Area Team case starts	3.6 %

Cumulative percentage of contracted UOA delivered 2018 & 2019



Month	Adjusted Scheduled Activity (UOA)		
	2017	2018	2019
April	0	80	0
May	567	80	533
June	1,407	1,446	1,272
July	1,428	2,311	
August	1,703	2,311	
September	2,081	2,992	
October	2,737	2,992	
November	3,138	3,122	
December	3,309	3,249	
January	3,464	3,333	
February	3,590	3,377	
March	3,591	3,420	
April	4,074	6,696	
May	4,095	6,697	
June	4,095	6,697	

#### QUANTITY METRICS (rolling 12 month period)

	Contract Quantity	Contract Base Number	Contract *	Area Team	Region	England
% of all assessments that were assess and fit appliances (case starts)	313	330	94.8%	55.4%	57.8%	60.4%
% of all assessments that were assess and refuse	6	330	1.8%	11.3%	11.1%	11.4%
% of all assessments that were assess and review	11	330	3.3%	33.3%	31.1%	28.3%
% of case starts with a reported IOTN of 3 and Aesthetic Component of 5 or below	0	313	N/A	0.0%	0.1%	0.1%
% of case starts with a reported IOTN of 3 and Aesthetic Component of 6 or above	3	313	1.0%	2.3%	4.0%	4.0%
% of case starts with a reported IOTN of 4	282	313	90.1%	79.3%	76.4%	77.8%
% of case starts with a reported IOTN of 5	17	313	5.4%	17.4%	17.5%	16.7 %
% of concluded courses in receipt of dual-arch fixed appliances	0	92	N/A	60.8%	70.3%	74.3%
% of concluded courses where treatment was abandoned or discontinued	18	92	19.6%	14.0%	8.3%	6.9%
% of patients satisfied with the treatment they have received	5	5	100.0%	96.4%	96.1%	95.7%

\* Figures in italics indicate that the base number is less than 100.

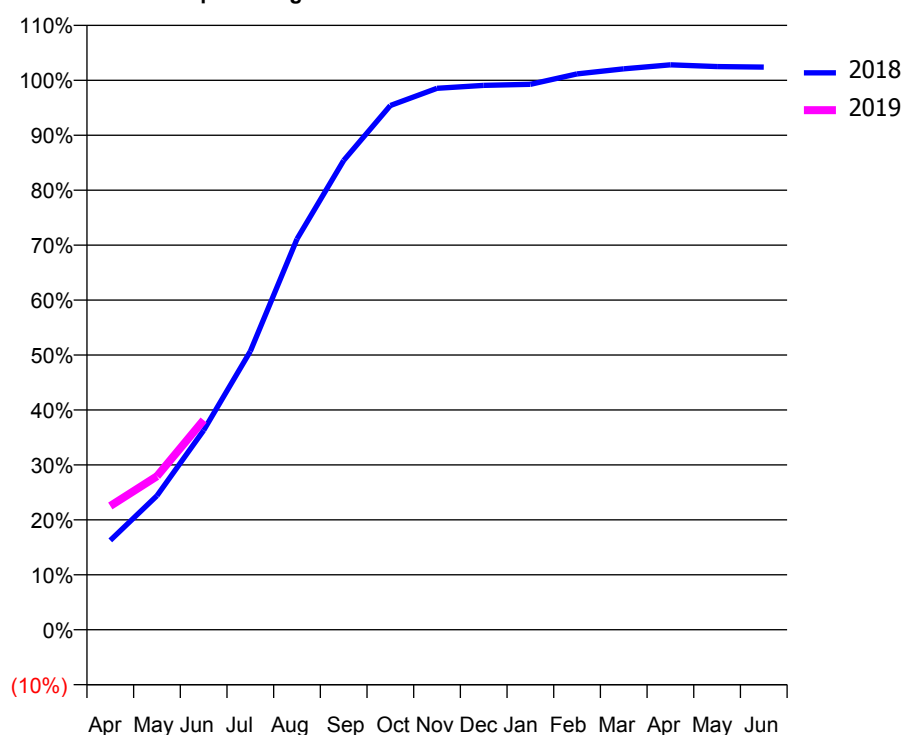
### Q54 - Vital Signs Orthodontic At a Glance Contract Report for 913618/0001 - June 2018

Name or company name	Mere Green Dental	18/19 Contracted general activity (UDA)	5,306
Contract type name	GDS Contract	Carry forward general activity (UDA)	0
Purpose of contract	General and Orthodontic	18/19 Contracted orthodontic activity (UOA)	959
Contract start date	01/04/2006	Carry forward orthodontic activity (UOA)	0
Contract end date		Baseline contract value	£194,799.20

ACCESS	Contract	England and Wales
24 month ratio of assessments to patient IDs	1.08	1.09

ACTIVITY	Contract
Contract assess and fit appliances (case starts) as a percentage of Area Team case starts	0.5 %

Cumulative percentage of contracted UOA delivered 2018 & 2019



Month	Adjusted Scheduled Activity (UOA)		
	2017	2018	2019
April	19	156	216
May	24	234	268
June	52	348	366
July	170	486	
August	365	682	
September	501	819	
October	617	915	
November	756	945	
December	865	950	
January	899	952	
February	948	970	
March	957	979	
April	978	986	
May	978	983	
June	978	982	

#### QUANTITY METRICS (rolling 12 month period)

	Contract Quantity	Contract Base Number	Contract *	Area Team	Region	England
% of all assessments that were assess and fit appliances (case starts)	44	170	25.9%	55.4%	57.8%	60.4%
% of all assessments that were assess and refuse	37	170	21.8%	11.3%	11.1%	11.4%
% of all assessments that were assess and review	89	170	52.4%	33.3%	31.1%	28.3%
% of case starts with a reported IOTN of 3 and Aesthetic Component of 5 or below	0	44	<i>N/A</i>	0.0%	0.1%	0.1%
% of case starts with a reported IOTN of 3 and Aesthetic Component of 6 or above	6	44	13.6%	2.3%	4.0%	4.0%
% of case starts with a reported IOTN of 4	33	44	75.0%	79.3%	76.4%	77.8%
% of case starts with a reported IOTN of 5	5	44	11.4%	17.4%	17.5%	16.7 %
% of concluded courses in receipt of dual-arch fixed appliances	0	35	<i>N/A</i>	60.8%	70.3%	74.3%
% of concluded courses where treatment was abandoned or discontinued	13	35	37.1%	14.0%	8.3%	6.9%
% of patients satisfied with the treatment they have received	2	2	100.0%	96.4%	96.1%	95.7%

\* Figures in italics indicate that the base number is less than 100.



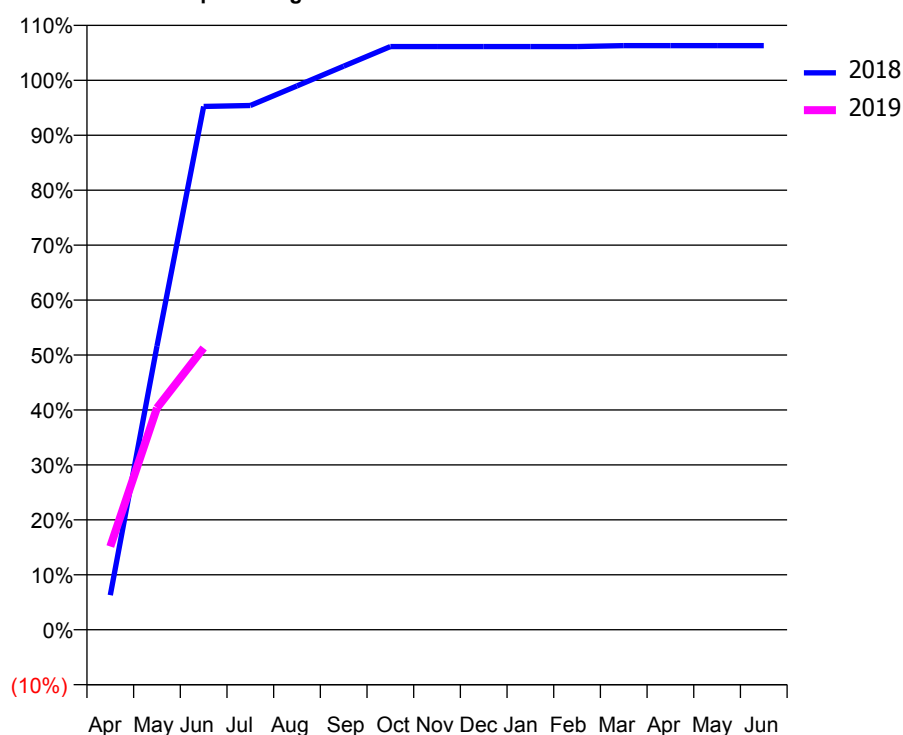
### Q54 - Vital Signs Orthodontic At a Glance Contract Report for 938181/0001 - June 2018

Name or company name	MR SS ATTHI	18/19 Contracted general activity (UDA)	11,107
Contract type name	GDS Contract	Carry forward general activity (UDA)	0
Purpose of contract	General and Orthodontic	18/19 Contracted orthodontic activity (UOA)	587
Contract start date	01/04/2006	Carry forward orthodontic activity (UOA)	0
Contract end date		Baseline contract value	£377,410.34

ACCESS	Contract	England and Wales
24 month ratio of assessments to patient IDs	1.02	1.09

ACTIVITY	Contract
Contract assess and fit appliances (case starts) as a percentage of Area Team case starts	0.2 %

Cumulative percentage of contracted UOA delivered 2018 & 2019



Month	Adjusted Scheduled Activity (UOA)		
	2017	2018	2019
April	12	37	89
May	143	303	237
June	250	559	301
July	275	560	
August	362	581	
September	574	602	
October	640	623	
November	663	623	
December	663	623	
January	663	623	
February	663	623	
March	664	624	
April	664	624	
May	665	624	
June	665	624	

#### QUANTITY METRICS (rolling 12 month period)

	Contract Quantity	Contract Base Number	Contract *	Area Team	Region	England
% of all assessments that were assess and fit appliances (case starts)	20	29	69.0%	55.4%	57.8%	60.4%
% of all assessments that were assess and refuse	7	29	24.1%	11.3%	11.1%	11.4%
% of all assessments that were assess and review	2	29	6.9%	33.3%	31.1%	28.3%
% of case starts with a reported IOTN of 3 and Aesthetic Component of 5 or below	0	20	N/A	0.0%	0.1%	0.1%
% of case starts with a reported IOTN of 3 and Aesthetic Component of 6 or above	0	20	N/A	2.3%	4.0%	4.0%
% of case starts with a reported IOTN of 4	18	20	90.0%	79.3%	76.4%	77.8%
% of case starts with a reported IOTN of 5	2	20	10.0%	17.4%	17.5%	16.7 %
% of concluded courses in receipt of dual-arch fixed appliances	6	8	75.0%	60.8%	70.3%	74.3%
% of concluded courses where treatment was abandoned or discontinued	1	8	12.5%	14.0%	8.3%	6.9%
% of patients satisfied with the treatment they have received	0	0	N/A	96.4%	96.1%	95.7%

\* Figures in italics indicate that the base number is less than 100.

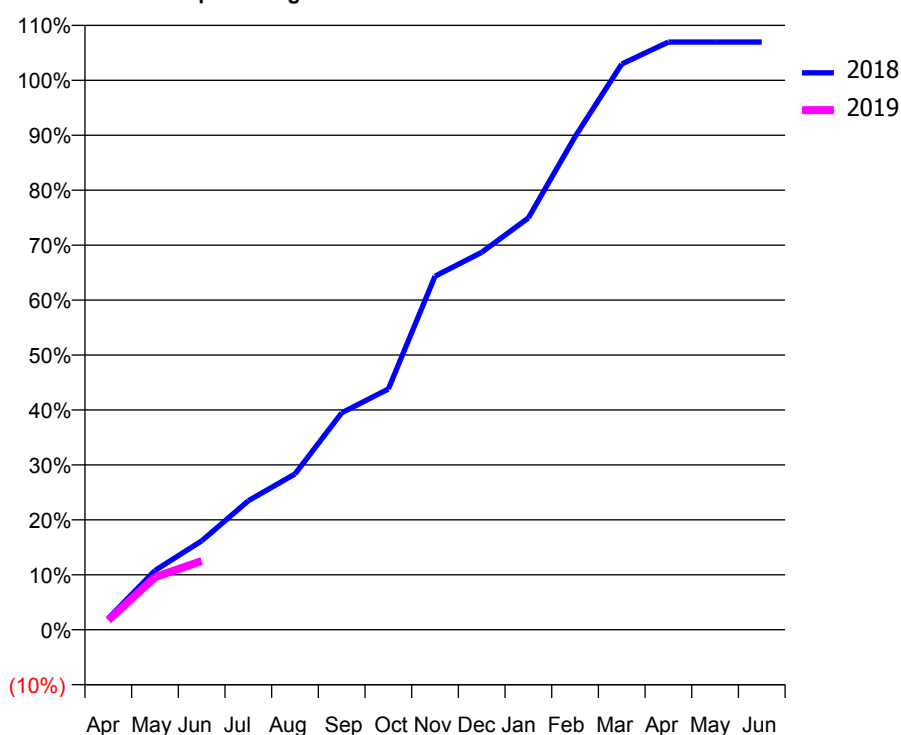
### Q55 - Vital Signs Orthodontic At a Glance Contract Report for 100150/0000 - June 2018

Name or company name	MR JD AL-DAMOUK	18/19 Contracted general activity (UDA)	19,709
Contract type name	GDS Contract	Carry forward general activity (UDA)	0
Purpose of contract	General and Orthodontic	18/19 Contracted orthodontic activity (UOA)	575
Contract start date	01/06/2016	Carry forward orthodontic activity (UOA)	0
Contract end date		Baseline contract value	£578,330.84

ACCESS	Contract	England and Wales
24 month ratio of assessments to patient IDs	1.64	1.09

ACTIVITY	Contract
Contract assess and fit appliances (case starts) as a percentage of Area Team case starts	0.0 %

Cumulative percentage of contracted UOA delivered 2018 & 2019



Month	Adjusted Scheduled Activity (UOA)		
	2017	2018	2019
April	0	12	10
May	0	62	55
June	24	93	72
July	98	135	
August	178	163	
September	255	227	
October	287	252	
November	326	370	
December	350	395	
January	377	431	
February	390	516	
March	428	592	
April	434	615	
May	437	615	
June	437	615	

#### QUANTITY METRICS (rolling 12 month period)

	Contract Quantity	Contract Base Number	Contract *	Area Team	Region	England
% of all assessments that were assess and fit appliances (case starts)	0	594	0.0%	45.4%	57.8%	60.4%
% of all assessments that were assess and refuse	0	594	0.0%	8.4%	11.1%	11.4%
% of all assessments that were assess and review	594	594	100.0%	46.2%	31.1%	28.3%
% of case starts with a reported IOTN of 3 and Aesthetic Component of 5 or below	0	0	N/A	0.1%	0.1%	0.1%
% of case starts with a reported IOTN of 3 and Aesthetic Component of 6 or above	0	0	N/A	2.8%	4.0%	4.0%
% of case starts with a reported IOTN of 4	0	0	N/A	78.2%	76.4%	77.8%
% of case starts with a reported IOTN of 5	0	0	N/A	17.0%	17.5%	16.7 %
% of concluded courses in receipt of dual-arch fixed appliances	0	0	N/A	71.8%	70.3%	74.3%
% of concluded courses where treatment was abandoned or discontinued	0	0	N/A	10.0%	8.3%	6.9%
% of patients satisfied with the treatment they have received	0	0	N/A	96.4%	96.1%	95.7%

\* Figures in italics indicate that the base number is less than 100.

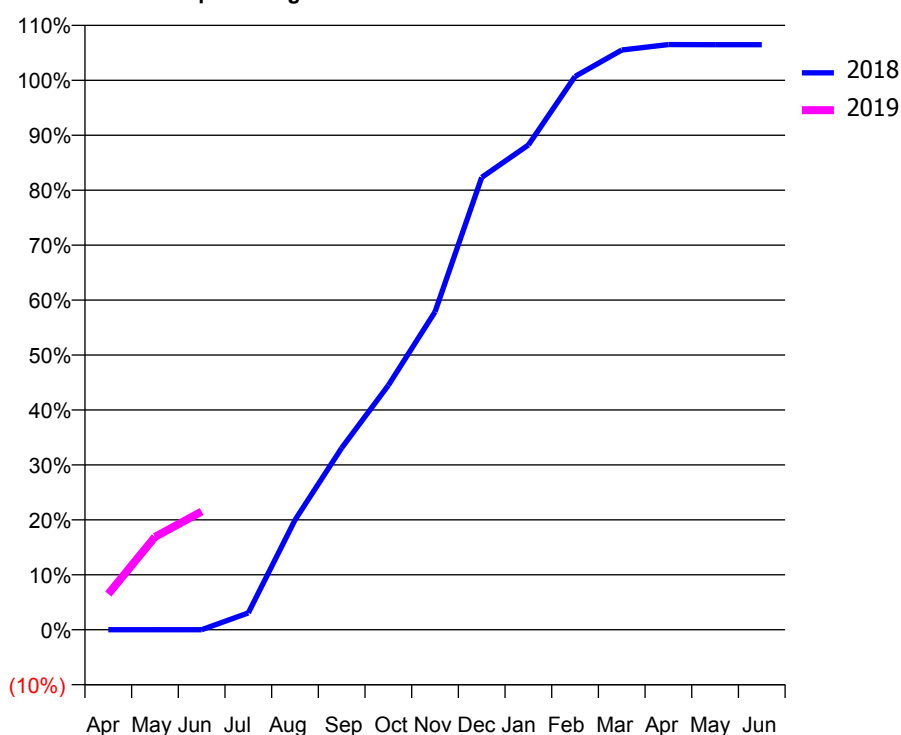
### Q55 - Vital Signs Orthodontic At a Glance Contract Report for 100467/0000 - June 2018

Name or company name	Raynesway Dental Practice	18/19 Contracted general activity (UDA)	631
Contract type name	GDS Contract	Carry forward general activity (UDA)	0
Purpose of contract	General and Orthodontic	18/19 Contracted orthodontic activity (UOA)	7,388
Contract start date	01/07/2017	Carry forward orthodontic activity (UOA)	0
Contract end date		Baseline contract value	£491,586.05

ACCESS	Contract	England and Wales
24 month ratio of assessments to patient IDs	1.03	1.09

ACTIVITY	Contract
Contract assess and fit appliances (case starts) as a percentage of Area Team case starts	5.0 %

Cumulative percentage of contracted UOA delivered 2018 & 2019



Month	Adjusted Scheduled Activity (UOA)		
	2017	2018	2019
April	0	0	482
May	0	0	1,248
June	0	0	1,590
July	0	170	
August	0	1,107	
September	0	1,833	
October	0	2,465	
November	0	3,206	
December	0	4,561	
January	0	4,888	
February	0	5,580	
March	0	5,846	
April	0	5,901	
May	0	5,900	
June	0	5,900	

#### QUANTITY METRICS (rolling 12 month period)

	Contract Quantity	Contract Base Number	Contract *	Area Team	Region	England
% of all assessments that were assess and fit appliances (case starts)	320	1,142	28.0%	45.4%	57.8%	60.4%
% of all assessments that were assess and refuse	119	1,142	10.4%	8.4%	11.1%	11.4%
% of all assessments that were assess and review	703	1,142	61.6%	46.2%	31.1%	28.3%
% of case starts with a reported IOTN of 3 and Aesthetic Component of 5 or below	0	320	N/A	0.1%	0.1%	0.1%
% of case starts with a reported IOTN of 3 and Aesthetic Component of 6 or above	0	320	N/A	2.8%	4.0%	4.0%
% of case starts with a reported IOTN of 4	267	320	83.4%	78.2%	76.4%	77.8%
% of case starts with a reported IOTN of 5	53	320	16.6%	17.0%	17.5%	16.7 %
% of concluded courses in receipt of dual-arch fixed appliances	45	360	12.5%	71.8%	70.3%	74.3%
% of concluded courses where treatment was abandoned or discontinued	15	360	4.2%	10.0%	8.3%	6.9%
% of patients satisfied with the treatment they have received	3	3	100.0%	96.4%	96.1%	95.7%

\* Figures in italics indicate that the base number is less than 100.

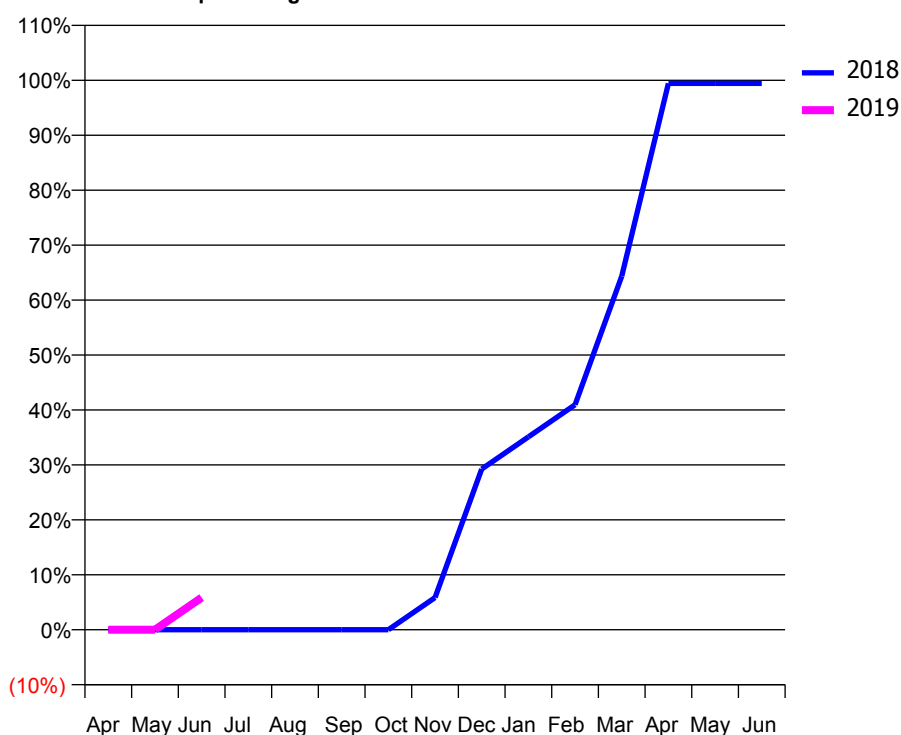
### Q55 - Vital Signs Orthodontic At a Glance Contract Report for 101281/0025 - June 2018

Name or company name	OASIS DENTAL CARE LTD	18/19 Contracted general activity (UDA)	0
Contract type name	GDS Contract	Carry forward general activity (UDA)	0
Purpose of contract	Orthodontic	18/19 Contracted orthodontic activity (UOA)	359
Contract start date	01/04/2006	Carry forward orthodontic activity (UOA)	0
Contract end date		Baseline contract value	£24,812.85

ACCESS	Contract	England and Wales
24 month ratio of assessments to patient IDs	1.03	1.09

ACTIVITY	Contract
Contract assess and fit appliances (case starts) as a percentage of Area Team case starts	0.3 %

Cumulative percentage of contracted UOA delivered 2018 & 2019



Month	Adjusted Scheduled Activity (UOA)		
	2017	2018	2019
April	7	0	0
May	28	0	0
June	28	0	21
July	70	0	
August	91	0	
September	112	0	
October	112	0	
November	133	21	
December	154	105	
January	217	126	
February	322	147	
March	364	231	
April	364	357	
May	364	357	
June	364	357	

#### QUANTITY METRICS (rolling 12 month period)

	Contract Quantity	Contract Base Number	Contract *	Area Team	Region	England
% of all assessments that were assess and fit appliances (case starts)	19	19	100.0%	45.4%	57.8%	60.4%
% of all assessments that were assess and refuse	0	19	0.0%	8.4%	11.1%	11.4%
% of all assessments that were assess and review	0	19	0.0%	46.2%	31.1%	28.3%
% of case starts with a reported IOTN of 3 and Aesthetic Component of 5 or below	0	19	N/A	0.1%	0.1%	0.1%
% of case starts with a reported IOTN of 3 and Aesthetic Component of 6 or above	2	19	10.5%	2.8%	4.0%	4.0%
% of case starts with a reported IOTN of 4	15	19	78.9%	78.2%	76.4%	77.8%
% of case starts with a reported IOTN of 5	2	19	10.5%	17.0%	17.5%	16.7 %
% of concluded courses in receipt of dual-arch fixed appliances	0	0	N/A	71.8%	70.3%	74.3%
% of concluded courses where treatment was abandoned or discontinued	0	0	N/A	10.0%	8.3%	6.9%
% of patients satisfied with the treatment they have received	0	0	N/A	96.4%	96.1%	95.7%

\* Figures in italics indicate that the base number is less than 100.

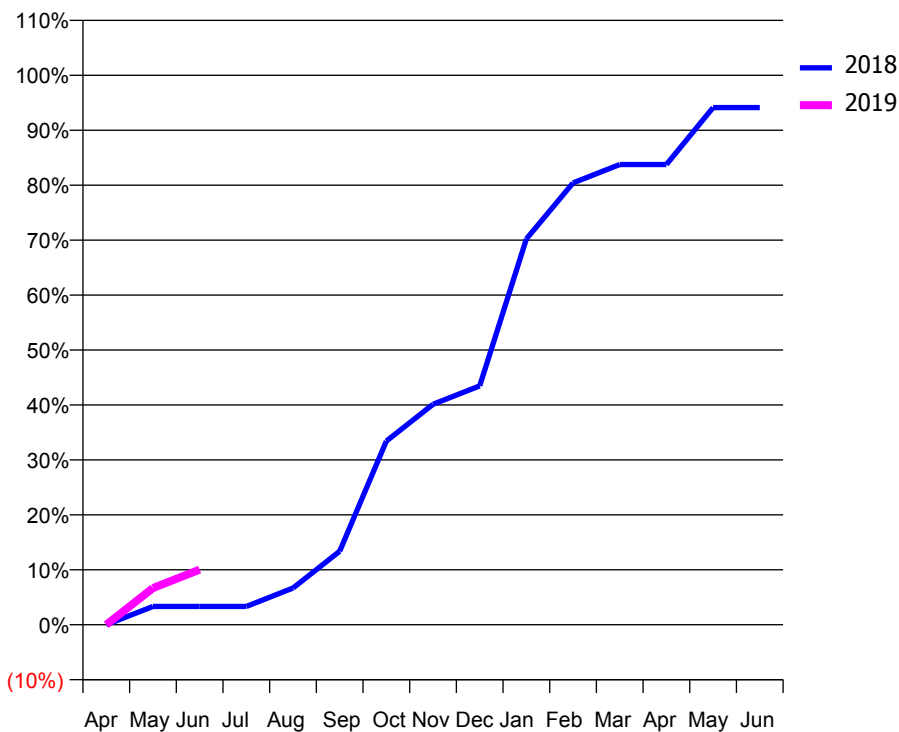
### Q55 - Vital Signs Orthodontic At a Glance Contract Report for 101281/0048 - June 2018

Name or company name	OASIS DENTAL CARE LTD	18/19 Contracted general activity (UDA)	19,361
Contract type name	Pilot Contract	Carry forward general activity (UDA)	0
Purpose of contract	General and Orthodontic	18/19 Contracted orthodontic activity (UOA)	628
Contract start date	01/04/2006	Carry forward orthodontic activity (UOA)	0
Contract end date		Baseline contract value	£509,516.88

ACCESS	Contract	England and Wales
24 month ratio of assessments to patient IDs	1.00	1.09

ACTIVITY	Contract
Contract assess and fit appliances (case starts) as a percentage of Area Team case starts	0.5 %

Cumulative percentage of contracted UOA delivered 2018 & 2019



Month	Adjusted Scheduled Activity (UOA)		
	2017	2018	2019
April	-12	0	0
May	31	21	42
June	56	21	63
July	123	21	
August	165	42	
September	186	84	
October	228	210	
November	270	252	
December	316	273	
January	316	441	
February	358	505	
March	463	526	
April	526	526	
May	526	591	
June	526	591	

#### QUANTITY METRICS (rolling 12 month period)

	Contract Quantity	Contract Base Number	Contract *	Area Team	Region	England
% of all assessments that were assess and fit appliances (case starts)	31	35	88.6%	45.4%	57.8%	60.4%
% of all assessments that were assess and refuse	2	35	5.7%	8.4%	11.1%	11.4%
% of all assessments that were assess and review	2	35	5.7%	46.2%	31.1%	28.3%
% of case starts with a reported IOTN of 3 and Aesthetic Component of 5 or below	0	31	<i>N/A</i>	0.1%	0.1%	0.1%
% of case starts with a reported IOTN of 3 and Aesthetic Component of 6 or above	1	31	3.2%	2.8%	4.0%	4.0%
% of case starts with a reported IOTN of 4	24	31	77.4%	78.2%	76.4%	77.8%
% of case starts with a reported IOTN of 5	6	31	19.4%	17.0%	17.5%	16.7 %
% of concluded courses in receipt of dual-arch fixed appliances	4	4	100.0%	71.8%	70.3%	74.3%
% of concluded courses where treatment was abandoned or discontinued	0	4	0.0%	10.0%	8.3%	6.9%
% of patients satisfied with the treatment they have received	1	1	100.0%	96.4%	96.1%	95.7%

\* Figures in italics indicate that the base number is less than 100.

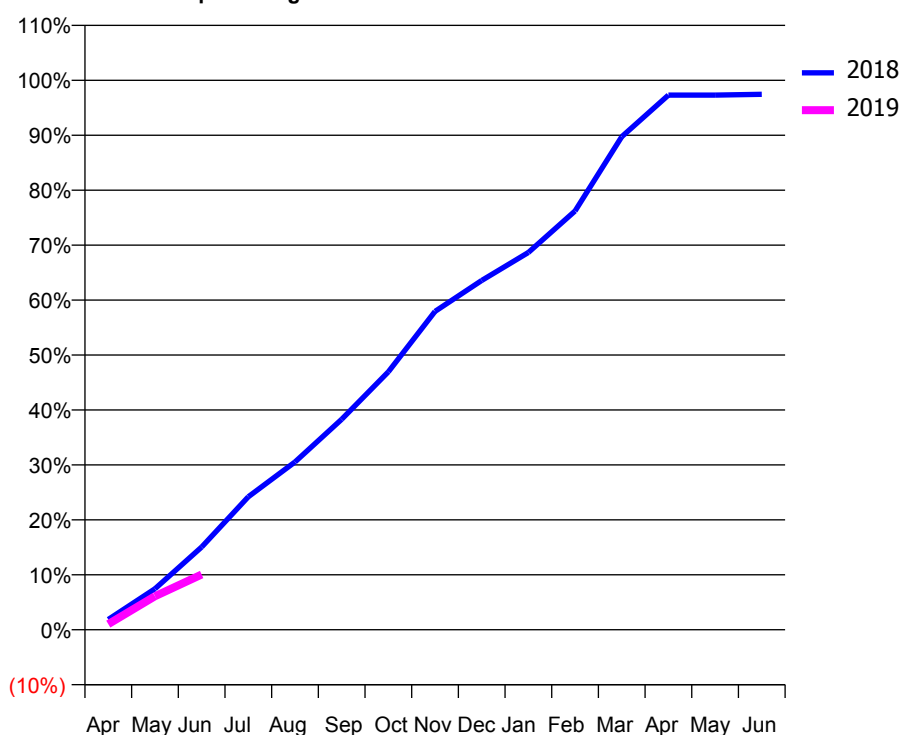
### Q55 - Vital Signs Orthodontic At a Glance Contract Report for 101370/0039 - June 2018

Name or company name	Petrie Tucker & Partners Ltd	18/19 Contracted general activity (UDA)	0
Contract type name	PDS Contract	Carry forward general activity (UDA)	0
Purpose of contract	Orthodontic	18/19 Contracted orthodontic activity (UOA)	14,868
Contract start date	01/04/2006	Carry forward orthodontic activity (UOA)	0
Contract end date	31/03/2019	Baseline contract value	£1,001,595.50

ACCESS	Contract	England and Wales
24 month ratio of assessments to patient IDs	1.24	1.09

ACTIVITY	Contract
Contract assess and fit appliances (case starts) as a percentage of Area Team case starts	9.7 %

Cumulative percentage of contracted UOA delivered 2018 & 2019



Month	Adjusted Scheduled Activity (UOA)		
	2017	2018	2019
April	192	281	152
May	453	1,110	908
June	858	2,239	1,494
July	2,127	3,599	
August	2,925	4,541	
September	3,687	5,696	
October	4,699	6,979	
November	5,611	8,615	
December	6,896	9,450	
January	8,309	10,209	
February	10,910	11,330	
March	13,914	13,341	
April	14,711	14,466	
May	14,712	14,466	
June	14,778	14,487	

#### QUANTITY METRICS (rolling 12 month period)

	Contract Quantity	Contract Base Number	Contract *	Area Team	Region	England
% of all assessments that were assess and fit appliances (case starts)	618	1,789	34.5%	45.4%	57.8%	60.4%
% of all assessments that were assess and refuse	229	1,789	12.8%	8.4%	11.1%	11.4%
% of all assessments that were assess and review	942	1,789	52.7%	46.2%	31.1%	28.3%
% of case starts with a reported IOTN of 3 and Aesthetic Component of 5 or below	1	618	0.2%	0.1%	0.1%	0.1%
% of case starts with a reported IOTN of 3 and Aesthetic Component of 6 or above	58	618	9.4%	2.8%	4.0%	4.0%
% of case starts with a reported IOTN of 4	454	618	73.5%	78.2%	76.4%	77.8%
% of case starts with a reported IOTN of 5	102	618	16.5%	17.0%	17.5%	16.7 %
% of concluded courses in receipt of dual-arch fixed appliances	246	350	70.3%	71.8%	70.3%	74.3%
% of concluded courses where treatment was abandoned or discontinued	37	350	10.6%	10.0%	8.3%	6.9%
% of patients satisfied with the treatment they have received	16	16	100.0%	96.4%	96.1%	95.7%

\* Figures in italics indicate that the base number is less than 100.

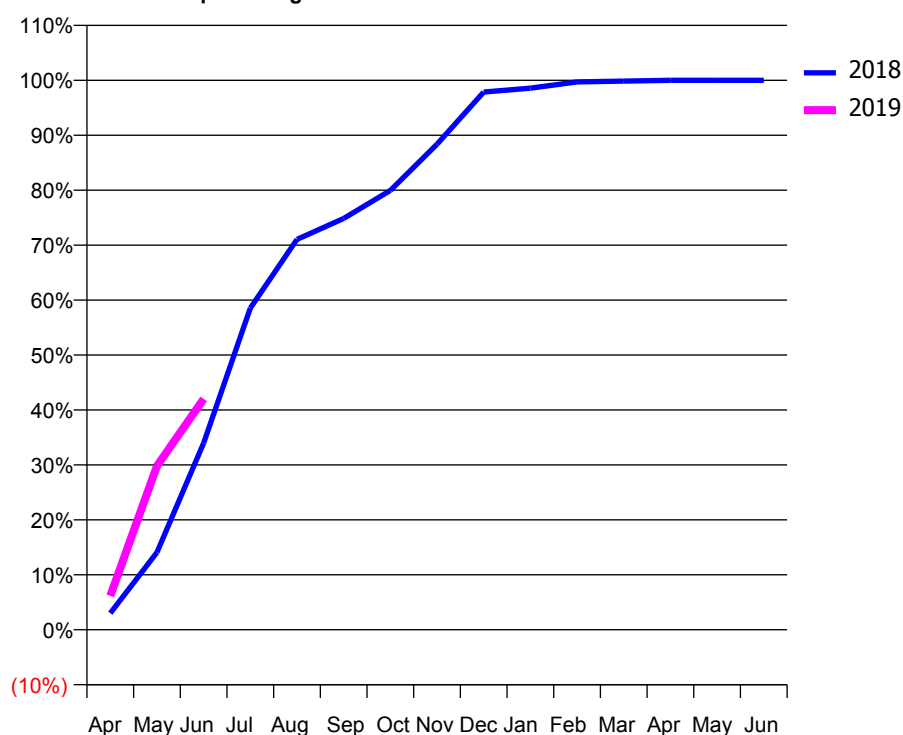
### Q55 - Vital Signs Orthodontic At a Glance Contract Report for 101435/0065 - June 2018

Name or company name	IDH Limited	18/19 Contracted general activity (UDA)	0
Contract type name	GDS Contract	Carry forward general activity (UDA)	0
Purpose of contract	Orthodontic	18/19 Contracted orthodontic activity (UOA)	1,392
Contract start date	21/07/2007	Carry forward orthodontic activity (UOA)	0
Contract end date		Baseline contract value	£93,275.03

ACCESS	Contract	England and Wales
24 month ratio of assessments to patient IDs	1.04	1.09

ACTIVITY	Contract
Contract assess and fit appliances (case starts) as a percentage of Area Team case starts	1.1 %

Cumulative percentage of contracted UOA delivered 2018 & 2019



Month	Adjusted Scheduled Activity (UOA)		
	2017	2018	2019
April	-11	42	86
May	136	196	415
June	291	473	585
July	491	815	
August	720	989	
September	807	1,042	
October	944	1,113	
November	1,407	1,230	
December	1,539	1,362	
January	1,724	1,372	
February	1,796	1,388	
March	1,796	1,390	
April	1,814	1,392	
May	1,814	1,392	
June	1,814	1,392	

#### QUANTITY METRICS (rolling 12 month period)

	Contract Quantity	Contract Base Number	Contract *	Area Team	Region	England
% of all assessments that were assess and fit appliances (case starts)	67	165	40.6%	45.4%	57.8%	60.4%
% of all assessments that were assess and refuse	11	165	6.7%	8.4%	11.1%	11.4%
% of all assessments that were assess and review	87	165	52.7%	46.2%	31.1%	28.3%
% of case starts with a reported IOTN of 3 and Aesthetic Component of 5 or below	0	67	<i>N/A</i>	0.1%	0.1%	0.1%
% of case starts with a reported IOTN of 3 and Aesthetic Component of 6 or above	2	67	3.0%	2.8%	4.0%	4.0%
% of case starts with a reported IOTN of 4	51	67	76.1%	78.2%	76.4%	77.8%
% of case starts with a reported IOTN of 5	14	67	20.9%	17.0%	17.5%	16.7 %
% of concluded courses in receipt of dual-arch fixed appliances	0	0	<i>N/A</i>	71.8%	70.3%	74.3%
% of concluded courses where treatment was abandoned or discontinued	0	0	<i>N/A</i>	10.0%	8.3%	6.9%
% of patients satisfied with the treatment they have received	2	2	100.0%	96.4%	96.1%	95.7%

\* Figures in italics indicate that the base number is less than 100.

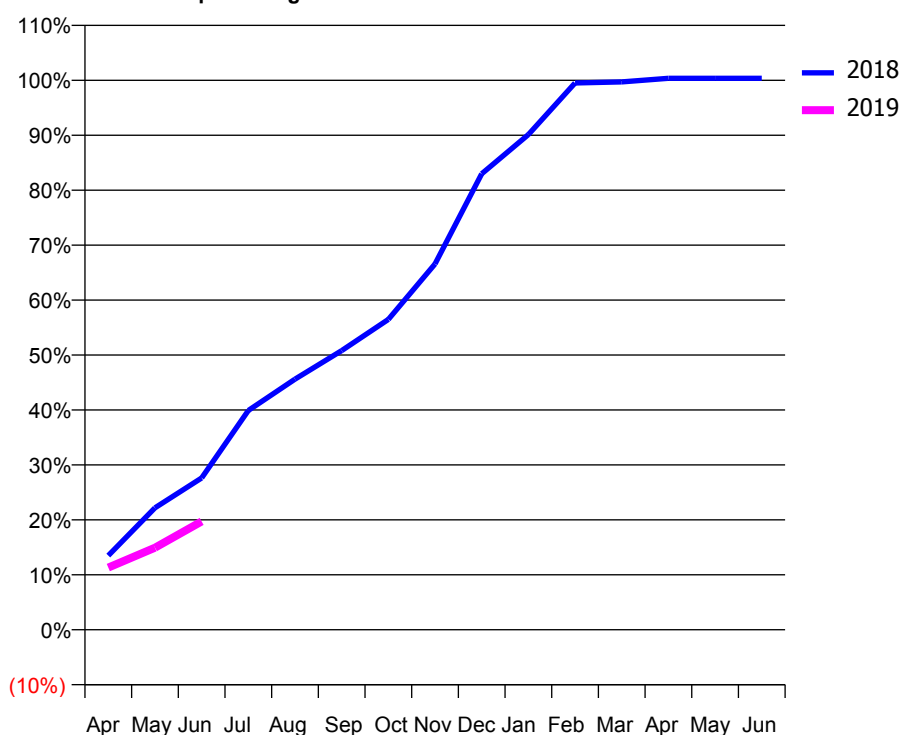
### Q55 - Vital Signs Orthodontic At a Glance Contract Report for 111295/0002 - June 2018

Name or company name	Modwena Orthodontics Limited	18/19 Contracted general activity (UDA)	0
Contract type name	PDS Contract	Carry forward general activity (UDA)	0
Purpose of contract	Orthodontic	18/19 Contracted orthodontic activity (UOA)	5,013
Contract start date	01/10/2014	Carry forward orthodontic activity (UOA)	0
Contract end date	31/03/2019	Baseline contract value	£318,455.12

ACCESS	Contract	England and Wales
24 month ratio of assessments to patient IDs	1.11	1.09

ACTIVITY	Contract
Contract assess and fit appliances (case starts) as a percentage of Area Team case starts	3.4 %

Cumulative percentage of contracted UOA delivered 2018 & 2019



Month	Adjusted Scheduled Activity (UOA)		
	2017	2018	2019
April	0	677	567
May	783	1,112	749
June	1,182	1,385	989
July	1,383	2,000	
August	1,776	2,286	
September	2,194	2,547	
October	2,636	2,832	
November	3,380	3,337	
December	4,242	4,160	
January	5,290	4,518	
February	6,370	4,988	
March	6,631	4,998	
April	6,631	5,031	
May	6,631	5,031	
June	6,631	5,031	

#### QUANTITY METRICS (rolling 12 month period)

	Contract Quantity	Contract Base Number	Contract *	Area Team	Region	England
% of all assessments that were assess and fit appliances (case starts)	215	352	61.1%	45.4%	57.8%	60.4%
% of all assessments that were assess and refuse	30	352	8.5%	8.4%	11.1%	11.4%
% of all assessments that were assess and review	107	352	30.4%	46.2%	31.1%	28.3%
% of case starts with a reported IOTN of 3 and Aesthetic Component of 5 or below	0	215	N/A	0.1%	0.1%	0.1%
% of case starts with a reported IOTN of 3 and Aesthetic Component of 6 or above	9	215	4.2%	2.8%	4.0%	4.0%
% of case starts with a reported IOTN of 4	170	215	79.1%	78.2%	76.4%	77.8%
% of case starts with a reported IOTN of 5	34	215	15.8%	17.0%	17.5%	16.7 %
% of concluded courses in receipt of dual-arch fixed appliances	212	231	91.8%	71.8%	70.3%	74.3%
% of concluded courses where treatment was abandoned or discontinued	17	231	7.4%	10.0%	8.3%	6.9%
% of patients satisfied with the treatment they have received	9	9	100.0%	96.4%	96.1%	95.7%

\* Figures in italics indicate that the base number is less than 100.



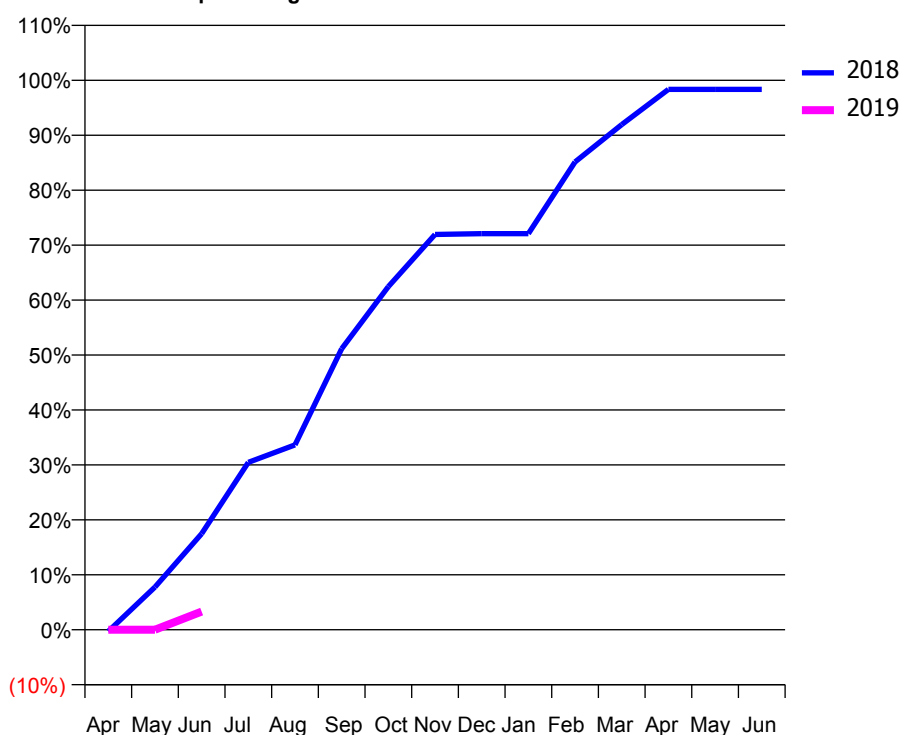
### Q55 - Vital Signs Orthodontic At a Glance Contract Report for 111295/0003 - June 2018

Name or company name	Modwena Orthodontics Limited	18/19 Contracted general activity (UDA)	0
Contract type name	PDS Contract	Carry forward general activity (UDA)	0
Purpose of contract	Orthodontic	18/19 Contracted orthodontic activity (UOA)	1,326
Contract start date	01/10/2014	Carry forward orthodontic activity (UOA)	0
Contract end date	31/03/2019	Baseline contract value	£90,397.22

ACCESS	Contract	England and Wales
24 month ratio of assessments to patient IDs	1.03	1.09

ACTIVITY	Contract
Contract assess and fit appliances (case starts) as a percentage of Area Team case starts	0.8 %

Cumulative percentage of contracted UOA delivered 2018 & 2019



Month	Adjusted Scheduled Activity (UOA)		
	2017	2018	2019
April	23	-4	0
May	47	103	0
June	68	232	44
July	323	404	
August	513	446	
September	619	678	
October	662	828	
November	730	954	
December	916	956	
January	1,126	956	
February	1,150	1,129	
March	1,194	1,219	
April	1,279	1,304	
May	1,322	1,304	
June	1,322	1,304	

#### QUANTITY METRICS (rolling 12 month period)

	Contract Quantity	Contract Base Number	Contract *	Area Team	Region	England
% of all assessments that were assess and fit appliances (case starts)	52	76	68.4%	45.4%	57.8%	60.4%
% of all assessments that were assess and refuse	10	76	13.2%	8.4%	11.1%	11.4%
% of all assessments that were assess and review	14	76	18.4%	46.2%	31.1%	28.3%
% of case starts with a reported IOTN of 3 and Aesthetic Component of 5 or below	0	52	N/A	0.1%	0.1%	0.1%
% of case starts with a reported IOTN of 3 and Aesthetic Component of 6 or above	2	52	3.8%	2.8%	4.0%	4.0%
% of case starts with a reported IOTN of 4	41	52	78.8%	78.2%	76.4%	77.8%
% of case starts with a reported IOTN of 5	8	52	15.4%	17.0%	17.5%	16.7 %
% of concluded courses in receipt of dual-arch fixed appliances	0	39	N/A	71.8%	70.3%	74.3%
% of concluded courses where treatment was abandoned or discontinued	3	39	7.7%	10.0%	8.3%	6.9%
% of patients satisfied with the treatment they have received	4	4	100.0%	96.4%	96.1%	95.7%

\* Figures in italics indicate that the base number is less than 100.

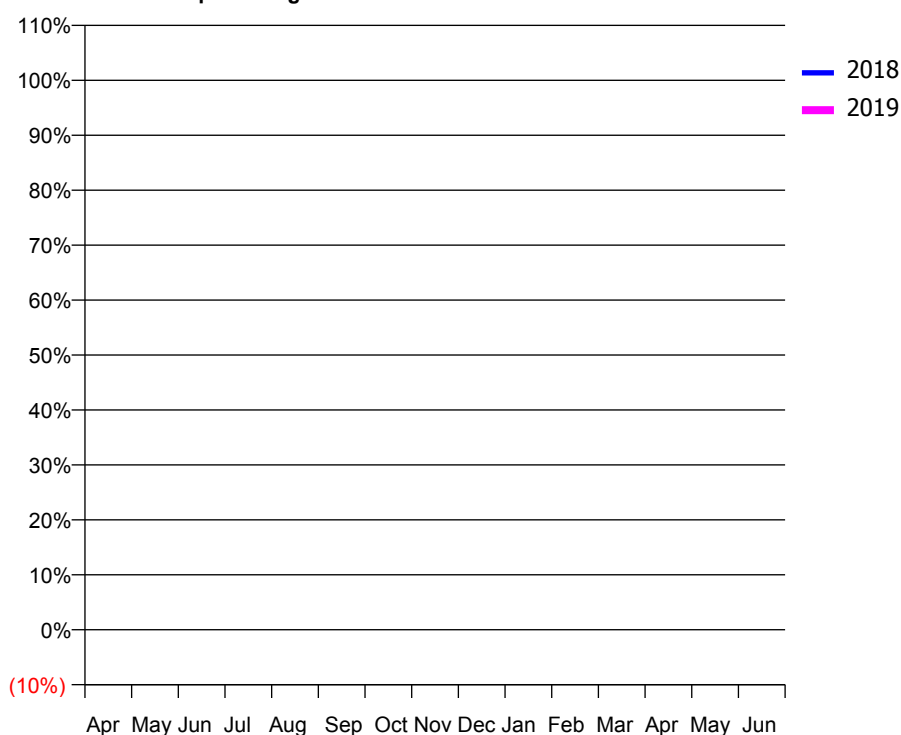
### Q55 - Vital Signs Orthodontic At a Glance Contract Report for 125725/0001 - June 2018

Name or company name	D A Bradley Ltd	18/19 Contracted general activity (UDA)	3,700
Contract type name	GDS Contract	Carry forward general activity (UDA)	0
Purpose of contract	General	18/19 Contracted orthodontic activity (UOA)	0
Contract start date	01/09/2008	Carry forward orthodontic activity (UOA)	0
Contract end date		Baseline contract value	£100,172.78

ACCESS	Contract	England and Wales
24 month ratio of assessments to patient IDs	1.00	1.09

ACTIVITY	Contract
Contract assess and fit appliances (case starts) as a percentage of Area Team case starts	0.0 %

Cumulative percentage of contracted UOA delivered 2018 & 2019



Month	Adjusted Scheduled Activity (UOA)		
	2017	2018	2019
April	0	0	0
May	0	0	0
June	0	0	1
July	0	0	
August	1	1	
September	5	2	
October	5	2	
November	5	3	
December	5	3	
January	5	3	
February	5	6	
March	6	9	
April	6	9	
May	6	9	
June	6	9	

#### QUANTITY METRICS (rolling 12 month period)

	Contract Quantity	Contract Base Number	Contract *	Area Team	Region	England
% of all assessments that were assess and fit appliances (case starts)	0	11	0.0%	45.4%	57.8%	60.4%
% of all assessments that were assess and refuse	0	11	0.0%	8.4%	11.1%	11.4%
% of all assessments that were assess and review	11	11	100.0%	46.2%	31.1%	28.3%
% of case starts with a reported IOTN of 3 and Aesthetic Component of 5 or below	0	0	N/A	0.1%	0.1%	0.1%
% of case starts with a reported IOTN of 3 and Aesthetic Component of 6 or above	0	0	N/A	2.8%	4.0%	4.0%
% of case starts with a reported IOTN of 4	0	0	N/A	78.2%	76.4%	77.8%
% of case starts with a reported IOTN of 5	0	0	N/A	17.0%	17.5%	16.7 %
% of concluded courses in receipt of dual-arch fixed appliances	0	0	N/A	71.8%	70.3%	74.3%
% of concluded courses where treatment was abandoned or discontinued	0	0	N/A	10.0%	8.3%	6.9%
% of patients satisfied with the treatment they have received	0	0	N/A	96.4%	96.1%	95.7%

\* Figures in italics indicate that the base number is less than 100.

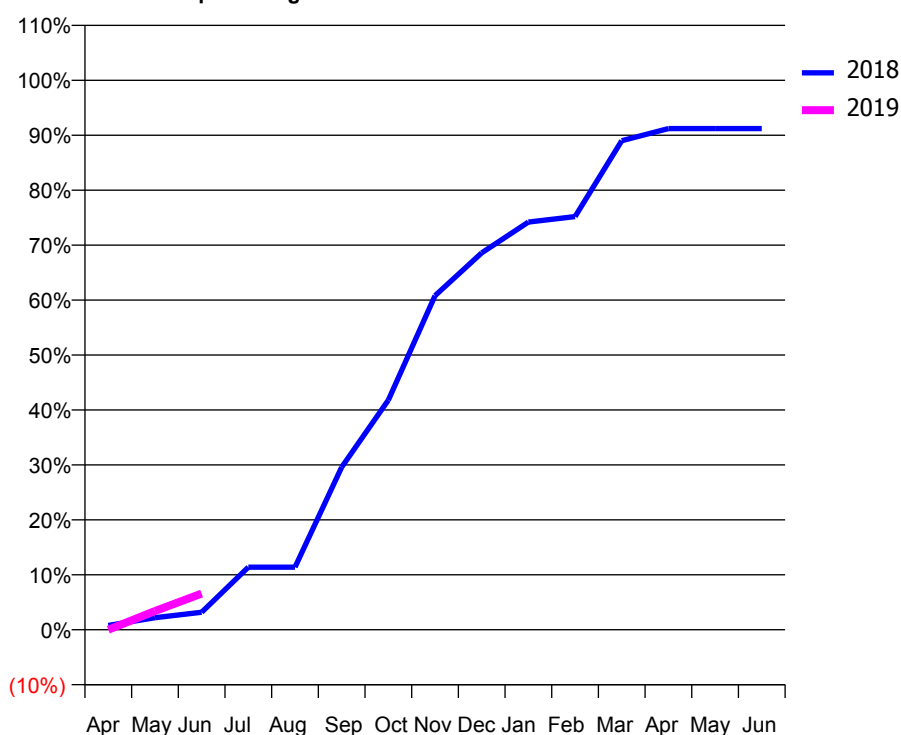
### Q55 - Vital Signs Orthodontic At a Glance Contract Report for 125725/0002 - June 2018

Name or company name	D A Bradley Ltd	18/19 Contracted general activity (UDA)	0
Contract type name	GDS Contract	Carry forward general activity (UDA)	0
Purpose of contract	Orthodontic	18/19 Contracted orthodontic activity (UOA)	500
Contract start date	01/09/2008	Carry forward orthodontic activity (UOA)	0
Contract end date		Baseline contract value	£33,330.32

ACCESS	Contract	England and Wales
24 month ratio of assessments to patient IDs	1.70	1.09

ACTIVITY	Contract
Contract assess and fit appliances (case starts) as a percentage of Area Team case starts	0.2 %

Cumulative percentage of contracted UOA delivered 2018 & 2019



Month	Adjusted Scheduled Activity (UOA)		
	2017	2018	2019
April	17	4	0
May	36	11	17
June	39	16	33
July	84	57	
August	154	57	
September	188	148	
October	201	209	
November	213	304	
December	224	343	
January	234	371	
February	293	376	
March	350	445	
April	383	456	
May	383	456	
June	383	456	

#### QUANTITY METRICS (rolling 12 month period)

	Contract Quantity	Contract Base Number	Contract *	Area Team	Region	England
% of all assessments that were assess and fit appliances (case starts)	10	273	3.7%	45.4%	57.8%	60.4%
% of all assessments that were assess and refuse	0	273	0.0%	8.4%	11.1%	11.4%
% of all assessments that were assess and review	263	273	96.3%	46.2%	31.1%	28.3%
% of case starts with a reported IOTN of 3 and Aesthetic Component of 5 or below	0	10	<i>N/A</i>	0.1%	0.1%	0.1%
% of case starts with a reported IOTN of 3 and Aesthetic Component of 6 or above	1	10	10.0%	2.8%	4.0%	4.0%
% of case starts with a reported IOTN of 4	9	10	90.0%	78.2%	76.4%	77.8%
% of case starts with a reported IOTN of 5	0	10	<i>N/A</i>	17.0%	17.5%	16.7 %
% of concluded courses in receipt of dual-arch fixed appliances	0	2	<i>N/A</i>	71.8%	70.3%	74.3%
% of concluded courses where treatment was abandoned or discontinued	0	2	0.0%	10.0%	8.3%	6.9%
% of patients satisfied with the treatment they have received	0	0	<i>N/A</i>	96.4%	96.1%	95.7%

\* Figures in italics indicate that the base number is less than 100.

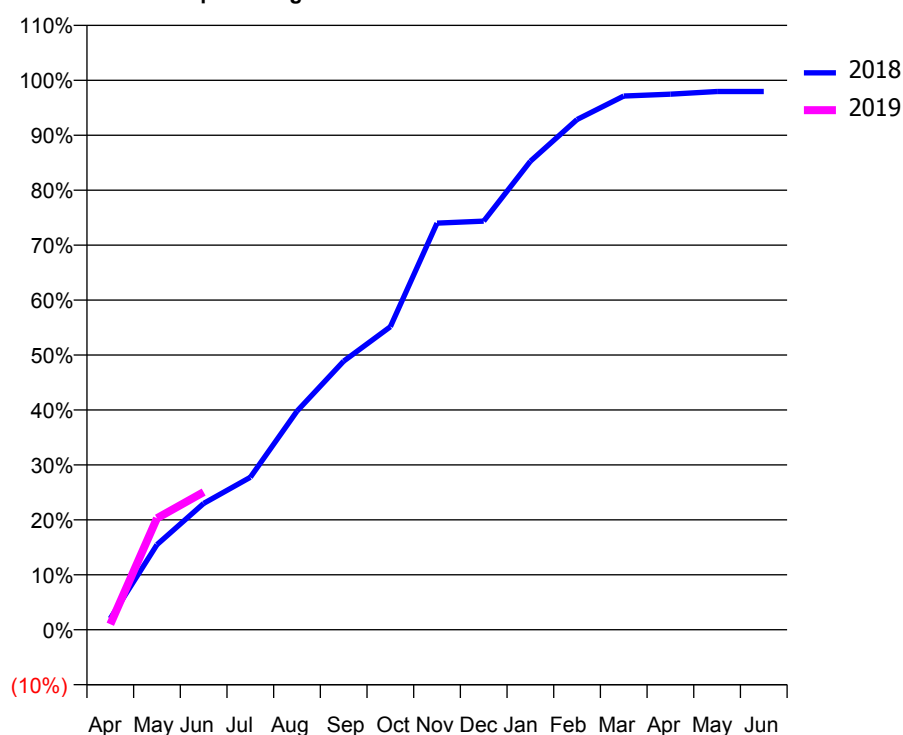
### Q55 - Vital Signs Orthodontic At a Glance Contract Report for 128198/0001 - June 2018

Name or company name	Regent Street Orthodontics Limited	18/19 Contracted general activity (UDA)	0
Contract type name	PDS Contract	Carry forward general activity (UDA)	0
Purpose of contract	Orthodontic	18/19 Contracted orthodontic activity (UOA)	6,308
Contract start date	01/04/2015	Carry forward orthodontic activity (UOA)	0
Contract end date	31/03/2019	Baseline contract value	£424,250.57

ACCESS	Contract	England and Wales
24 month ratio of assessments to patient IDs	1.03	1.09

ACTIVITY	Contract
Contract assess and fit appliances (case starts) as a percentage of Area Team case starts	4.6 %

Cumulative percentage of contracted UOA delivered 2018 & 2019



Month	Adjusted Scheduled Activity (UOA)		
	2017	2018	2019
April	361	130	63
May	757	977	1,280
June	1,251	1,451	1,581
July	1,842	1,750	
August	2,343	2,509	
September	2,541	3,084	
October	3,544	3,479	
November	3,917	4,669	
December	4,835	4,691	
January	5,074	5,379	
February	5,746	5,858	
March	6,288	6,127	
April	6,439	6,149	
May	6,444	6,179	
June	6,461	6,179	

#### QUANTITY METRICS (rolling 12 month period)

	Contract Quantity	Contract Base Number	Contract *	Area Team	Region	England
% of all assessments that were assess and fit appliances (case starts)	291	546	53.3%	45.4%	57.8%	60.4%
% of all assessments that were assess and refuse	66	546	12.1%	8.4%	11.1%	11.4%
% of all assessments that were assess and review	189	546	34.6%	46.2%	31.1%	28.3%
% of case starts with a reported IOTN of 3 and Aesthetic Component of 5 or below	2	291	0.7%	0.1%	0.1%	0.1%
% of case starts with a reported IOTN of 3 and Aesthetic Component of 6 or above	19	291	6.5%	2.8%	4.0%	4.0%
% of case starts with a reported IOTN of 4	178	291	61.2%	78.2%	76.4%	77.8%
% of case starts with a reported IOTN of 5	89	291	30.6%	17.0%	17.5%	16.7 %
% of concluded courses in receipt of dual-arch fixed appliances	232	271	85.6%	71.8%	70.3%	74.3%
% of concluded courses where treatment was abandoned or discontinued	33	271	12.2%	10.0%	8.3%	6.9%
% of patients satisfied with the treatment they have received	6	6	100.0%	96.4%	96.1%	95.7%

\* Figures in italics indicate that the base number is less than 100.

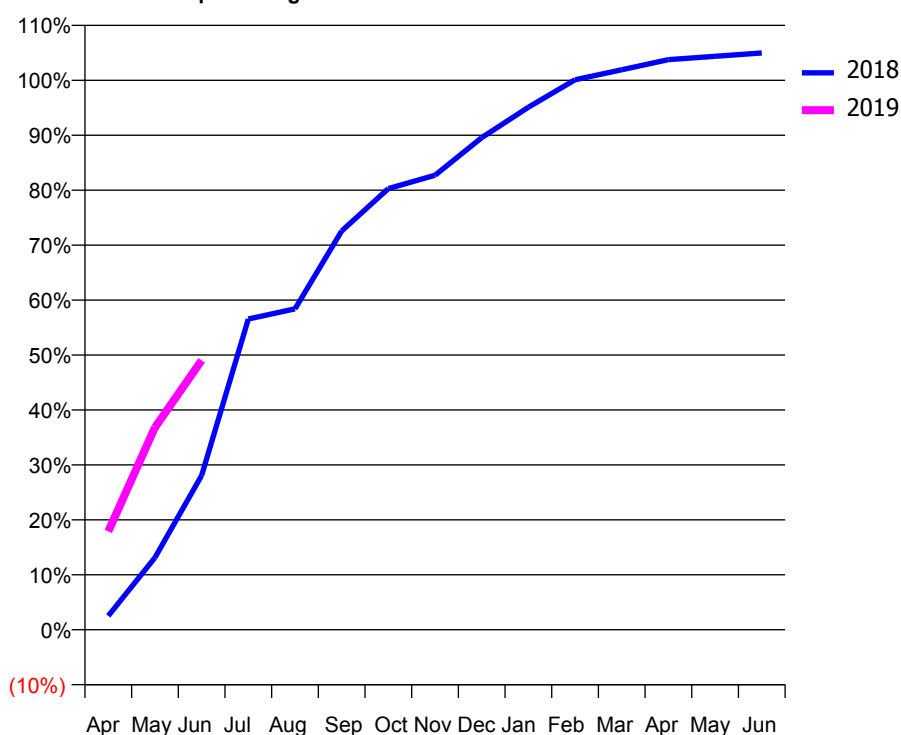
### Q55 - Vital Signs Orthodontic At a Glance Contract Report for 135372/0001 - June 2018

Name or company name	No.1 The Orthodontic Specialists	18/19 Contracted general activity (UDA)	44
Contract type name	GDS Contract	Carry forward general activity (UDA)	0
Purpose of contract	General and Orthodontic	18/19 Contracted orthodontic activity (UOA)	3,438
Contract start date	14/12/2012	Carry forward orthodontic activity (UOA)	0
Contract end date		Baseline contract value	£233,804.40

ACCESS	Contract	England and Wales
24 month ratio of assessments to patient IDs	1.03	1.09

ACTIVITY	Contract
Contract assess and fit appliances (case starts) as a percentage of Area Team case starts	3.1 %

Cumulative percentage of contracted UOA delivered 2018 & 2019



Month	Adjusted Scheduled Activity (UOA)		
	2017	2018	2019
April	69	87	615
May	245	452	1,266
June	639	966	1,686
July	1,402	1,944	
August	1,640	2,008	
September	2,709	2,495	
October	4,429	2,760	
November	4,796	2,844	
December	5,261	3,079	
January	6,119	3,269	
February	6,367	3,441	
March	6,631	3,504	
April	6,694	3,567	
May	6,694	3,588	
June	6,694	3,609	

#### QUANTITY METRICS (rolling 12 month period)

	Contract Quantity	Contract Base Number	Contract *	Area Team	Region	England
% of all assessments that were assess and fit appliances (case starts)	199	489	40.7%	45.4%	57.8%	60.4%
% of all assessments that were assess and refuse	2	489	0.4%	8.4%	11.1%	11.4%
% of all assessments that were assess and review	288	489	58.9%	46.2%	31.1%	28.3%
% of case starts with a reported IOTN of 3 and Aesthetic Component of 5 or below	0	199	N/A	0.1%	0.1%	0.1%
% of case starts with a reported IOTN of 3 and Aesthetic Component of 6 or above	11	199	5.5%	2.8%	4.0%	4.0%
% of case starts with a reported IOTN of 4	150	199	75.4%	78.2%	76.4%	77.8%
% of case starts with a reported IOTN of 5	34	199	17.1%	17.0%	17.5%	16.7 %
% of concluded courses in receipt of dual-arch fixed appliances	382	425	89.9%	71.8%	70.3%	74.3%
% of concluded courses where treatment was abandoned or discontinued	21	425	4.9%	10.0%	8.3%	6.9%
% of patients satisfied with the treatment they have received	4	4	100.0%	96.4%	96.1%	95.7%

\* Figures in italics indicate that the base number is less than 100.

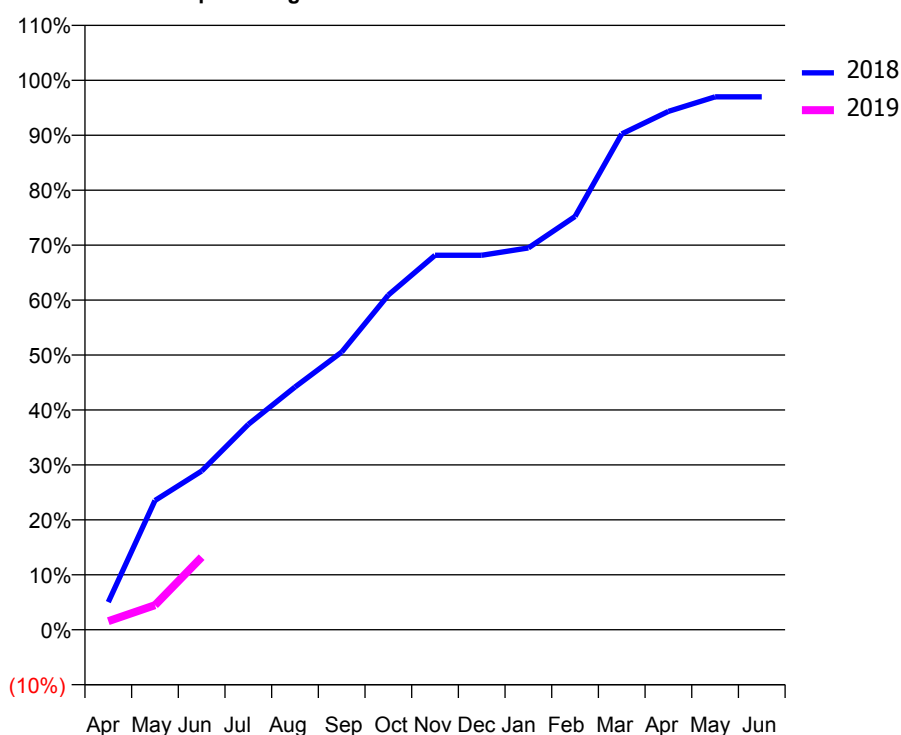
### Q55 - Vital Signs Orthodontic At a Glance Contract Report for 148369/0002 - June 2018

Name or company name	KH & GW Ltd	18/19 Contracted general activity (UDA)	0
Contract type name	GDS Contract	Carry forward general activity (UDA)	0
Purpose of contract	Orthodontic	18/19 Contracted orthodontic activity (UOA)	1,589
Contract start date	01/04/2008	Carry forward orthodontic activity (UOA)	0
Contract end date		Baseline contract value	£1.01

ACCESS	Contract	England and Wales
24 month ratio of assessments to patient IDs	1.17	1.09

ACTIVITY	Contract
Contract assess and fit appliances (case starts) as a percentage of Area Team case starts	0.9 %

Cumulative percentage of contracted UOA delivered 2018 & 2019



Month	Adjusted Scheduled Activity (UOA)		
	2017	2018	2019
April	61	80	25
May	271	374	71
June	460	459	210
July	799	594	
August	946	702	
September	1,009	803	
October	1,157	968	
November	1,430	1,083	
December	1,558	1,083	
January	1,579	1,104	
February	1,579	1,195	
March	1,583	1,434	
April	1,584	1,499	
May	1,584	1,541	
June	1,585	1,541	

#### QUANTITY METRICS (rolling 12 month period)

	Contract Quantity	Contract Base Number	Contract *	Area Team	Region	England
% of all assessments that were assess and fit appliances (case starts)	58	152	38.2%	45.4%	57.8%	60.4%
% of all assessments that were assess and refuse	13	152	8.6%	8.4%	11.1%	11.4%
% of all assessments that were assess and review	81	152	53.3%	46.2%	31.1%	28.3%
% of case starts with a reported IOTN of 3 and Aesthetic Component of 5 or below	0	58	<i>N/A</i>	0.1%	0.1%	0.1%
% of case starts with a reported IOTN of 3 and Aesthetic Component of 6 or above	0	58	<i>N/A</i>	2.8%	4.0%	4.0%
% of case starts with a reported IOTN of 4	37	58	63.8%	78.2%	76.4%	77.8%
% of case starts with a reported IOTN of 5	21	58	36.2%	17.0%	17.5%	16.7 %
% of concluded courses in receipt of dual-arch fixed appliances	28	36	77.8%	71.8%	70.3%	74.3%
% of concluded courses where treatment was abandoned or discontinued	4	36	11.1%	10.0%	8.3%	6.9%
% of patients satisfied with the treatment they have received	2	2	100.0%	96.4%	96.1%	95.7%

\* Figures in italics indicate that the base number is less than 100.

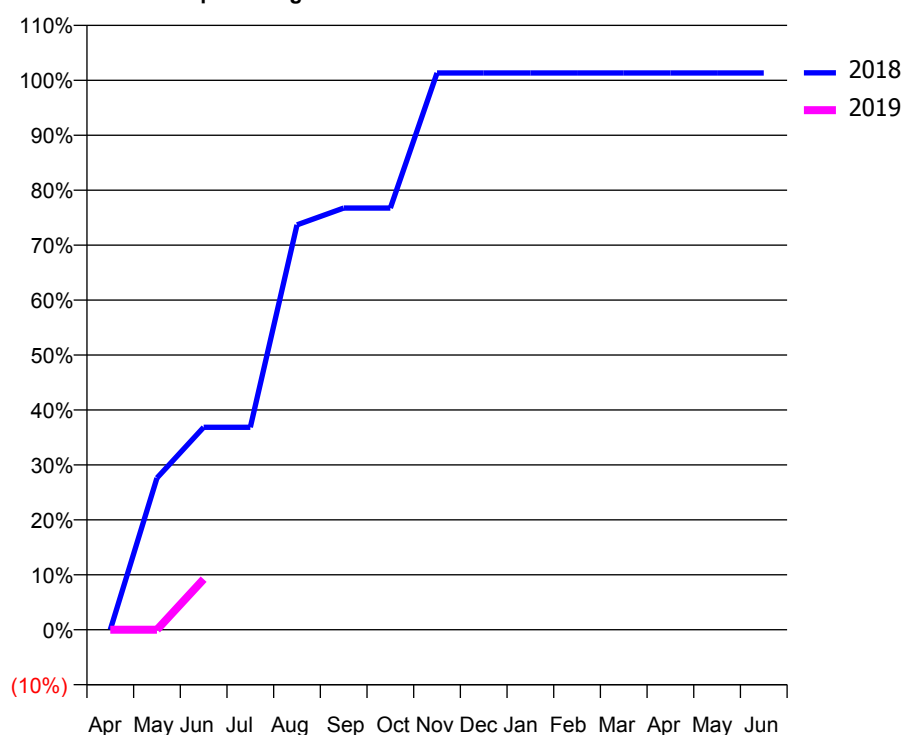
### Q55 - Vital Signs Orthodontic At a Glance Contract Report for 169544/0001 - June 2018

Name or company name	STEEPLE GRANGE SMILES LTD.,	18/19 Contracted general activity (UDA)	153
Contract type name	GDS Contract	Carry forward general activity (UDA)	0
Purpose of contract	General and Orthodontic	18/19 Contracted orthodontic activity (UOA)	684
Contract start date	15/08/2008	Carry forward orthodontic activity (UOA)	0
Contract end date		Baseline contract value	£50,570.62

ACCESS	Contract	England and Wales
24 month ratio of assessments to patient IDs	1.00	1.09

ACTIVITY	Contract
Contract assess and fit appliances (case starts) as a percentage of Area Team case starts	0.4 %

Cumulative percentage of contracted UOA delivered 2018 & 2019



Month	Adjusted Scheduled Activity (UOA)		
	2017	2018	2019
April	14	0	0
May	161	189	0
June	182	252	63
July	224	252	
August	245	504	
September	354	525	
October	480	525	
November	505	693	
December	568	693	
January	631	693	
February	698	693	
March	719	693	
April	761	693	
May	761	693	
June	761	693	

#### QUANTITY METRICS (rolling 12 month period)

	Contract Quantity	Contract Base Number	Contract *	Area Team	Region	England
% of all assessments that were assess and fit appliances (case starts)	26	26	100.0%	45.4%	57.8%	60.4%
% of all assessments that were assess and refuse	0	26	0.0%	8.4%	11.1%	11.4%
% of all assessments that were assess and review	0	26	0.0%	46.2%	31.1%	28.3%
% of case starts with a reported IOTN of 3 and Aesthetic Component of 5 or below	0	26	N/A	0.1%	0.1%	0.1%
% of case starts with a reported IOTN of 3 and Aesthetic Component of 6 or above	0	26	N/A	2.8%	4.0%	4.0%
% of case starts with a reported IOTN of 4	16	26	61.5%	78.2%	76.4%	77.8%
% of case starts with a reported IOTN of 5	2	26	7.7%	17.0%	17.5%	16.7 %
% of concluded courses in receipt of dual-arch fixed appliances	0	20	N/A	71.8%	70.3%	74.3%
% of concluded courses where treatment was abandoned or discontinued	4	20	20.0%	10.0%	8.3%	6.9%
% of patients satisfied with the treatment they have received	0	0	N/A	96.4%	96.1%	95.7%

\* Figures in italics indicate that the base number is less than 100.

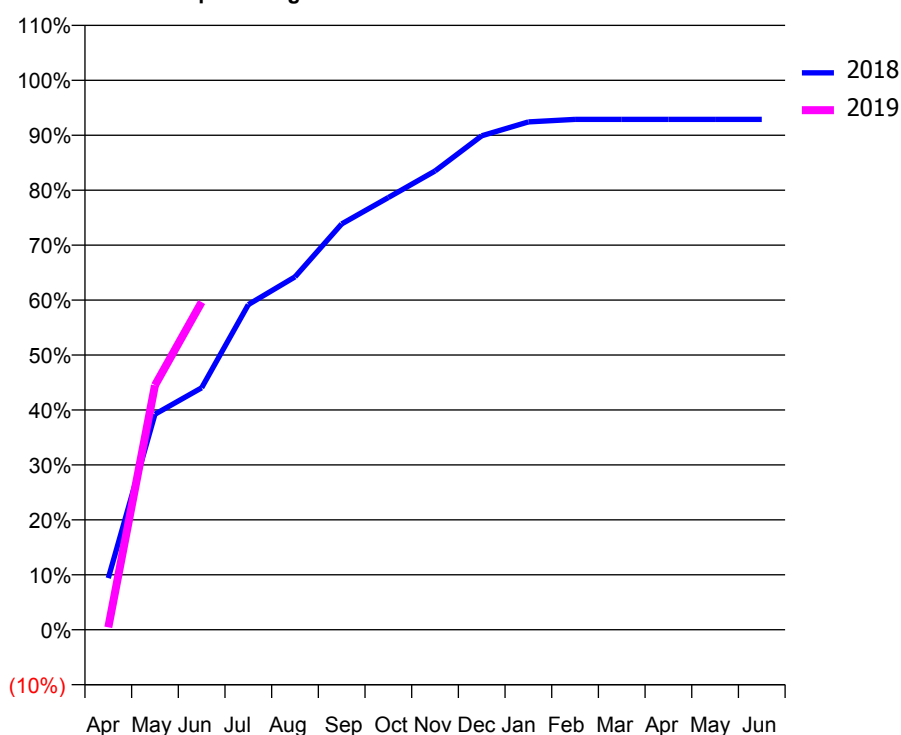
### Q55 - Vital Signs Orthodontic At a Glance Contract Report for 170739/0001 - June 2018

Name or company name	Trinity Terrace Dental Practice	18/19 Contracted general activity (UDA)	32,380
Contract type name	GDS Contract	Carry forward general activity (UDA)	0
Purpose of contract	Orthodontic	18/19 Contracted orthodontic activity (UOA)	436
Contract start date	02/08/2011	Carry forward orthodontic activity (UOA)	0
Contract end date		Baseline contract value	£715,415.82

ACCESS	Contract	England and Wales
24 month ratio of assessments to patient IDs	1.35	1.09

ACTIVITY	Contract
Contract assess and fit appliances (case starts) as a percentage of Area Team case starts	0.3 %

Cumulative percentage of contracted UOA delivered 2018 & 2019



Month	Adjusted Scheduled Activity (UOA)		
	2017	2018	2019
April	74	41	2
May	96	171	194
June	139	192	260
July	163	258	
August	187	280	
September	231	322	
October	252	343	
November	280	364	
December	288	392	
January	293	403	
February	294	405	
March	432	405	
April	433	405	
May	433	405	
June	433	405	

#### QUANTITY METRICS (rolling 12 month period)

	Contract Quantity	Contract Base Number	Contract *	Area Team	Region	England
% of all assessments that were assess and fit appliances (case starts)	22	54	40.7%	45.4%	57.8%	60.4%
% of all assessments that were assess and refuse	8	54	14.8%	8.4%	11.1%	11.4%
% of all assessments that were assess and review	24	54	44.4%	46.2%	31.1%	28.3%
% of case starts with a reported IOTN of 3 and Aesthetic Component of 5 or below	0	22	N/A	0.1%	0.1%	0.1%
% of case starts with a reported IOTN of 3 and Aesthetic Component of 6 or above	0	22	N/A	2.8%	4.0%	4.0%
% of case starts with a reported IOTN of 4	21	22	95.5%	78.2%	76.4%	77.8%
% of case starts with a reported IOTN of 5	1	22	4.5%	17.0%	17.5%	16.7 %
% of concluded courses in receipt of dual-arch fixed appliances	10	11	90.9%	71.8%	70.3%	74.3%
% of concluded courses where treatment was abandoned or discontinued	0	11	0.0%	10.0%	8.3%	6.9%
% of patients satisfied with the treatment they have received	2	2	100.0%	96.4%	96.1%	95.7%

\* Figures in italics indicate that the base number is less than 100.



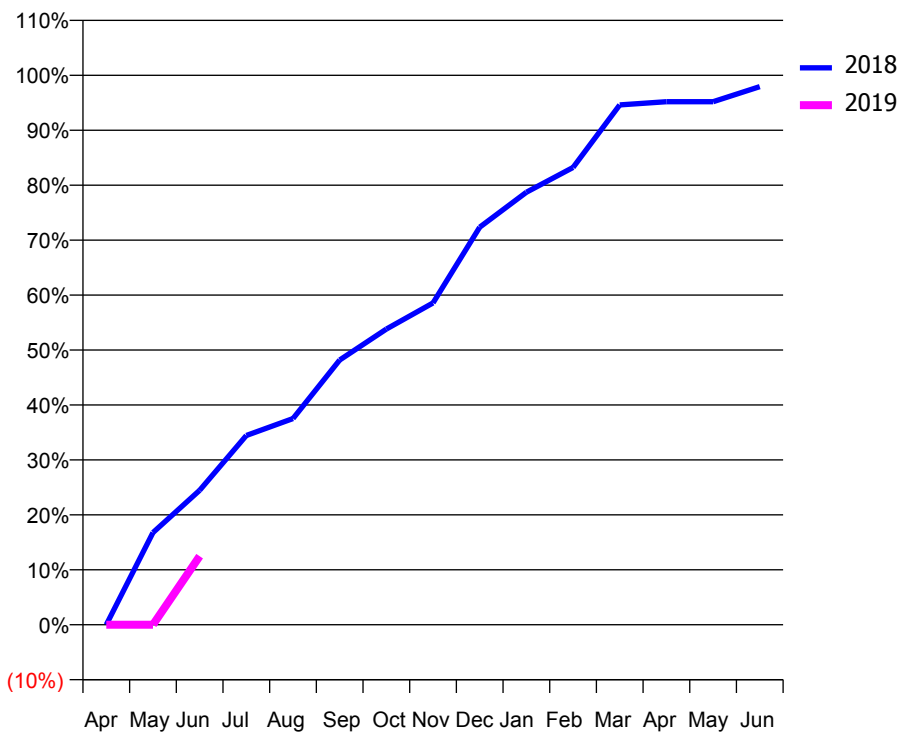
### Q55 - Vital Signs Orthodontic At a Glance Contract Report for 172464/0002 - June 2018

Name or company name	Charnwood Research Centre Limited T/A East Midle	18/19 Contracted general activity (UDA)	0
Contract type name	PDS Contract	Carry forward general activity (UDA)	0
Purpose of contract	Orthodontic	18/19 Contracted orthodontic activity (UOA)	8,563
Contract start date	28/03/2015	Carry forward orthodontic activity (UOA)	0
Contract end date	31/03/2019	Baseline contract value	£575,078.44

ACCESS	Contract	England and Wales
24 month ratio of assessments to patient IDs	1.19	1.09

ACTIVITY	Contract
Contract assess and fit appliances (case starts) as a percentage of Area Team case starts	5.2 %

Cumulative percentage of contracted UOA delivered 2018 & 2019



Month	Adjusted Scheduled Activity (UOA)		
	2017	2018	2019
April	-289	0	0
May	-289	1,436	0
June	1,725	2,095	1,070
July	2,884	2,950	
August	3,478	3,213	
September	4,225	4,125	
October	5,234	4,608	
November	6,169	5,015	
December	6,631	6,195	
January	8,124	6,739	
February	8,920	7,127	
March	9,021	8,102	
April	9,064	8,151	
May	9,662	8,151	
June	9,665	8,386	

#### QUANTITY METRICS (rolling 12 month period)

	Contract Quantity	Contract Base Number	Contract *	Area Team	Region	England
% of all assessments that were assess and fit appliances (case starts)	334	737	45.3%	45.4%	57.8%	60.4%
% of all assessments that were assess and refuse	69	737	9.4%	8.4%	11.1%	11.4%
% of all assessments that were assess and review	334	737	45.3%	46.2%	31.1%	28.3%
% of case starts with a reported IOTN of 3 and Aesthetic Component of 5 or below	0	334	N/A	0.1%	0.1%	0.1%
% of case starts with a reported IOTN of 3 and Aesthetic Component of 6 or above	4	334	1.2%	2.8%	4.0%	4.0%
% of case starts with a reported IOTN of 4	256	334	76.6%	78.2%	76.4%	77.8%
% of case starts with a reported IOTN of 5	65	334	19.5%	17.0%	17.5%	16.7 %
% of concluded courses in receipt of dual-arch fixed appliances	382	453	84.3%	71.8%	70.3%	74.3%
% of concluded courses where treatment was abandoned or discontinued	34	453	7.5%	10.0%	8.3%	6.9%
% of patients satisfied with the treatment they have received	7	7	100.0%	96.4%	96.1%	95.7%

\* Figures in italics indicate that the base number is less than 100.

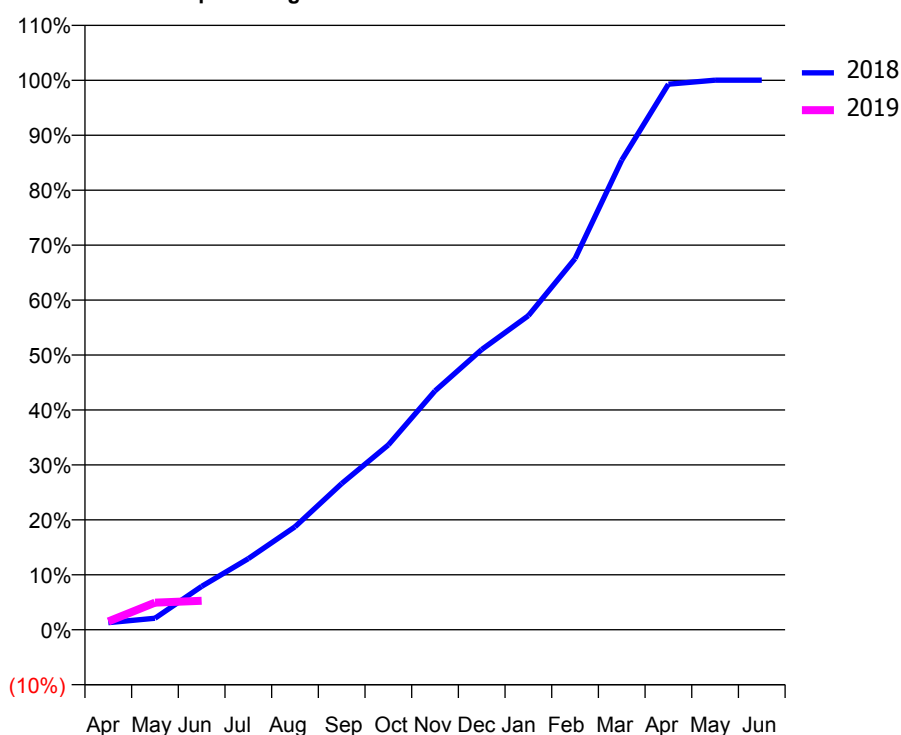
### Q55 - Vital Signs Orthodontic At a Glance Contract Report for 177261/0001 - June 2018

Name or company name	Orthoworld	18/19 Contracted general activity (UDA)	0
Contract type name	PDS Contract	Carry forward general activity (UDA)	0
Purpose of contract	Orthodontic	18/19 Contracted orthodontic activity (UOA)	8,676
Contract start date	01/04/2006	Carry forward orthodontic activity (UOA)	0
Contract end date	31/03/2019	Baseline contract value	£585,751.03

ACCESS	Contract	England and Wales
24 month ratio of assessments to patient IDs	1.15	1.09

ACTIVITY	Contract
Contract assess and fit appliances (case starts) as a percentage of Area Team case starts	5.9 %

Cumulative percentage of contracted UOA delivered 2018 & 2019



Month	Adjusted Scheduled Activity (UOA)		
	2017	2018	2019
April	-99	112	132
May	-99	183	428
June	-99	686	458
July	-99	1,123	
August	1,284	1,626	
September	2,669	2,308	
October	3,411	2,919	
November	3,866	3,772	
December	5,013	4,425	
January	5,339	4,959	
February	6,615	5,861	
March	7,507	7,415	
April	7,620	8,614	
May	7,650	8,678	
June	8,805	8,678	

#### QUANTITY METRICS (rolling 12 month period)

	Contract Quantity	Contract Base Number	Contract *	Area Team	Region	England
% of all assessments that were assess and fit appliances (case starts)	374	1,010	37.0%	45.4%	57.8%	60.4%
% of all assessments that were assess and refuse	78	1,010	7.7%	8.4%	11.1%	11.4%
% of all assessments that were assess and review	558	1,010	55.2%	46.2%	31.1%	28.3%
% of case starts with a reported IOTN of 3 and Aesthetic Component of 5 or below	0	374	N/A	0.1%	0.1%	0.1%
% of case starts with a reported IOTN of 3 and Aesthetic Component of 6 or above	16	374	4.3%	2.8%	4.0%	4.0%
% of case starts with a reported IOTN of 4	239	374	63.9%	78.2%	76.4%	77.8%
% of case starts with a reported IOTN of 5	112	374	29.9%	17.0%	17.5%	16.7 %
% of concluded courses in receipt of dual-arch fixed appliances	133	229	58.1%	71.8%	70.3%	74.3%
% of concluded courses where treatment was abandoned or discontinued	37	229	16.2%	10.0%	8.3%	6.9%
% of patients satisfied with the treatment they have received	15	17	88.2%	96.4%	96.1%	95.7%

\* Figures in italics indicate that the base number is less than 100.

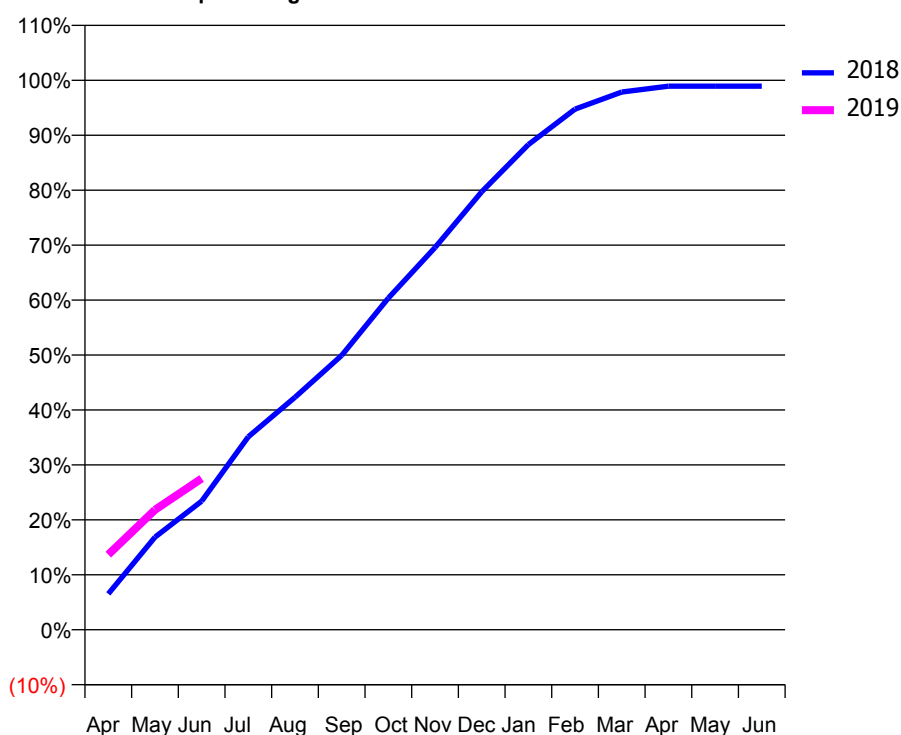
### Q55 - Vital Signs Orthodontic At a Glance Contract Report for 178764/0002 - June 2018

Name or company name	Smile by Design Limited	18/19 Contracted general activity (UDA)	0
Contract type name	PDS Contract	Carry forward general activity (UDA)	0
Purpose of contract	Orthodontic	18/19 Contracted orthodontic activity (UOA)	19,288
Contract start date	01/03/2014	Carry forward orthodontic activity (UOA)	0
Contract end date	31/10/2024	Baseline contract value	£1,195,819.16

ACCESS	Contract	England and Wales
24 month ratio of assessments to patient IDs	1.13	1.09

ACTIVITY	Contract
Contract assess and fit appliances (case starts) as a percentage of Area Team case starts	14.7 %

Cumulative percentage of contracted UOA delivered 2018 & 2019



Month	Adjusted Scheduled Activity (UOA)		
	2017	2018	2019
April	623	1,260	2,636
May	2,737	3,250	4,208
June	3,731	4,516	5,310
July	6,223	6,775	
August	7,209	8,162	
September	9,470	9,630	
October	10,507	11,642	
November	13,403	13,417	
December	15,917	15,374	
January	16,959	17,031	
February	19,182	18,275	
March	19,926	18,873	
April	19,926	19,080	
May	19,949	19,080	
June	19,949	19,080	

#### QUANTITY METRICS (rolling 12 month period)

	Contract Quantity	Contract Base Number	Contract *	Area Team	Region	England
% of all assessments that were assess and fit appliances (case starts)	937	1,519	61.7%	45.4%	57.8%	60.4%
% of all assessments that were assess and refuse	91	1,519	6.0%	8.4%	11.1%	11.4%
% of all assessments that were assess and review	491	1,519	32.3%	46.2%	31.1%	28.3%
% of case starts with a reported IOTN of 3 and Aesthetic Component of 5 or below	0	937	N/A	0.1%	0.1%	0.1%
% of case starts with a reported IOTN of 3 and Aesthetic Component of 6 or above	11	937	1.2%	2.8%	4.0%	4.0%
% of case starts with a reported IOTN of 4	708	937	75.6%	78.2%	76.4%	77.8%
% of case starts with a reported IOTN of 5	216	937	23.1%	17.0%	17.5%	16.7 %
% of concluded courses in receipt of dual-arch fixed appliances	831	1,007	82.5%	71.8%	70.3%	74.3%
% of concluded courses where treatment was abandoned or discontinued	131	1,007	13.0%	10.0%	8.3%	6.9%
% of patients satisfied with the treatment they have received	30	33	90.9%	96.4%	96.1%	95.7%

\* Figures in italics indicate that the base number is less than 100.

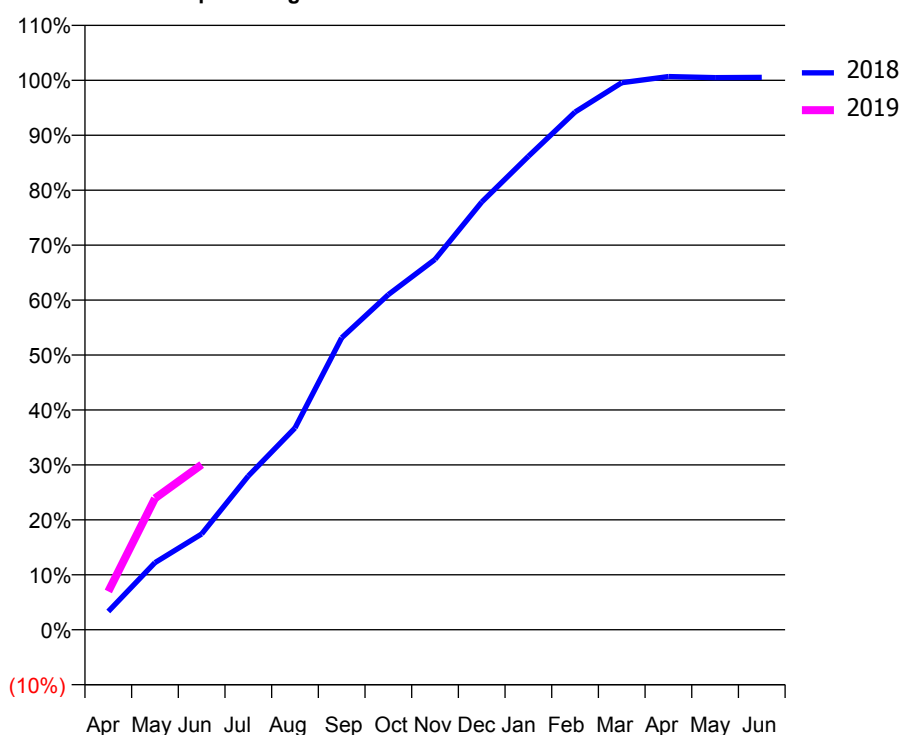
### Q55 - Vital Signs Orthodontic At a Glance Contract Report for 183067/0002 - June 2018

Name or company name	Refine Specialist Dental Care Limited	18/19 Contracted general activity (UDA)	0
Contract type name	PDS Contract	Carry forward general activity (UDA)	0
Purpose of contract	Orthodontic	18/19 Contracted orthodontic activity (UOA)	7,396
Contract start date	01/04/2011	Carry forward orthodontic activity (UOA)	0
Contract end date	31/03/2019	Baseline contract value	£435,082.83

ACCESS	Contract	England and Wales
24 month ratio of assessments to patient IDs	1.12	1.09

ACTIVITY	Contract
Contract assess and fit appliances (case starts) as a percentage of Area Team case starts	6.2 %

Cumulative percentage of contracted UOA delivered 2018 & 2019



Month	Adjusted Scheduled Activity (UOA)		
	2017	2018	2019
April	138	246	516
May	138	903	1,769
June	1,236	1,289	2,223
July	1,981	2,070	
August	3,242	2,717	
September	4,575	3,930	
October	5,406	4,512	
November	6,384	4,985	
December	6,699	5,757	
January	7,493	6,372	
February	7,996	6,968	
March	8,807	7,363	
April	9,497	7,445	
May	9,497	7,431	
June	9,499	7,434	

#### QUANTITY METRICS (rolling 12 month period)

	Contract Quantity	Contract Base Number	Contract *	Area Team	Region	England
% of all assessments that were assess and fit appliances (case starts)	396	733	54.0%	45.4%	57.8%	60.4%
% of all assessments that were assess and refuse	77	733	10.5%	8.4%	11.1%	11.4%
% of all assessments that were assess and review	260	733	35.5%	46.2%	31.1%	28.3%
% of case starts with a reported IOTN of 3 and Aesthetic Component of 5 or below	2	396	0.5%	0.1%	0.1%	0.1%
% of case starts with a reported IOTN of 3 and Aesthetic Component of 6 or above	10	396	2.5%	2.8%	4.0%	4.0%
% of case starts with a reported IOTN of 4	319	396	80.6%	78.2%	76.4%	77.8%
% of case starts with a reported IOTN of 5	65	396	16.4%	17.0%	17.5%	16.7 %
% of concluded courses in receipt of dual-arch fixed appliances	126	253	49.8%	71.8%	70.3%	74.3%
% of concluded courses where treatment was abandoned or discontinued	29	253	11.5%	10.0%	8.3%	6.9%
% of patients satisfied with the treatment they have received	13	14	92.9%	96.4%	96.1%	95.7%

\* Figures in italics indicate that the base number is less than 100.

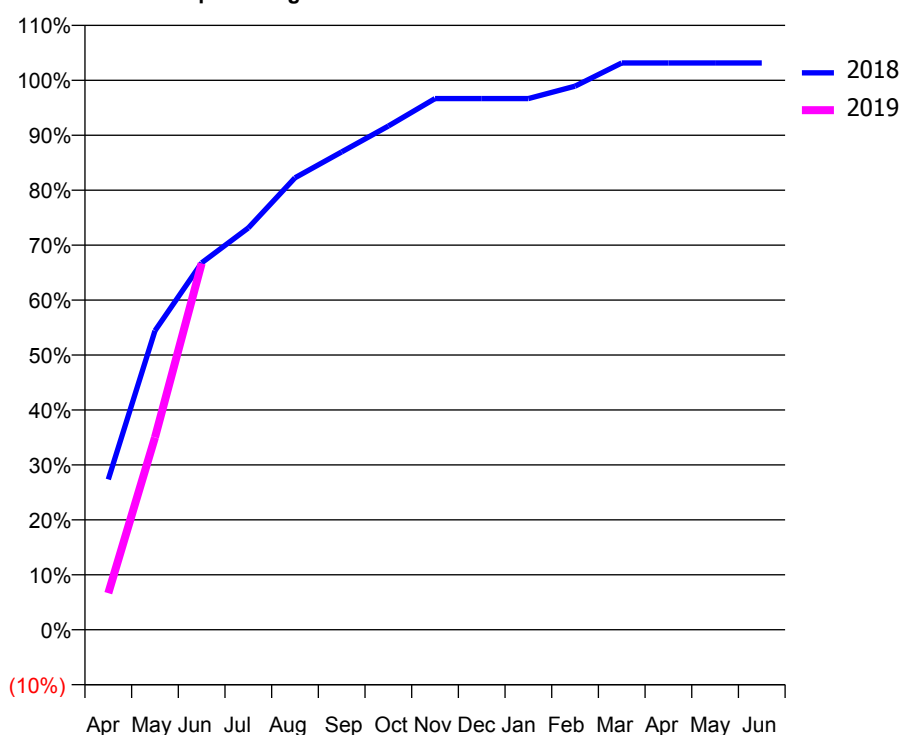
### Q55 - Vital Signs Orthodontic At a Glance Contract Report for 183830/0002 - June 2018

Name or company name	KH & GW Ltd	18/19 Contracted general activity (UDA)	0
Contract type name	GDS Contract	Carry forward general activity (UDA)	0
Purpose of contract	Orthodontic	18/19 Contracted orthodontic activity (UOA)	1,020
Contract start date	01/04/2008	Carry forward orthodontic activity (UOA)	0
Contract end date		Baseline contract value	£69,168.33

ACCESS	Contract	England and Wales
24 month ratio of assessments to patient IDs	1.12	1.09

ACTIVITY	Contract
Contract assess and fit appliances (case starts) as a percentage of Area Team case starts	0.8 %

Cumulative percentage of contracted UOA delivered 2018 & 2019



Month	Adjusted Scheduled Activity (UOA)		
	2017	2018	2019
April	232	279	68
May	379	555	357
June	631	681	680
July	743	746	
August	873	839	
September	983	887	
October	988	935	
November	991	986	
December	998	986	
January	998	986	
February	999	1,009	
March	1,023	1,052	
April	1,024	1,052	
May	1,024	1,052	
June	1,024	1,052	

#### QUANTITY METRICS (rolling 12 month period)

	Contract Quantity	Contract Base Number	Contract *	Area Team	Region	England
% of all assessments that were assess and fit appliances (case starts)	48	131	36.6%	45.4%	57.8%	60.4%
% of all assessments that were assess and refuse	13	131	9.9%	8.4%	11.1%	11.4%
% of all assessments that were assess and review	70	131	53.4%	46.2%	31.1%	28.3%
% of case starts with a reported IOTN of 3 and Aesthetic Component of 5 or below	0	48	<i>N/A</i>	0.1%	0.1%	0.1%
% of case starts with a reported IOTN of 3 and Aesthetic Component of 6 or above	2	48	4.2%	2.8%	4.0%	4.0%
% of case starts with a reported IOTN of 4	31	48	64.6%	78.2%	76.4%	77.8%
% of case starts with a reported IOTN of 5	15	48	31.3%	17.0%	17.5%	16.7 %
% of concluded courses in receipt of dual-arch fixed appliances	20	25	80.0%	71.8%	70.3%	74.3%
% of concluded courses where treatment was abandoned or discontinued	4	25	16.0%	10.0%	8.3%	6.9%
% of patients satisfied with the treatment they have received	1	1	100.0%	96.4%	96.1%	95.7%

\* Figures in italics indicate that the base number is less than 100.

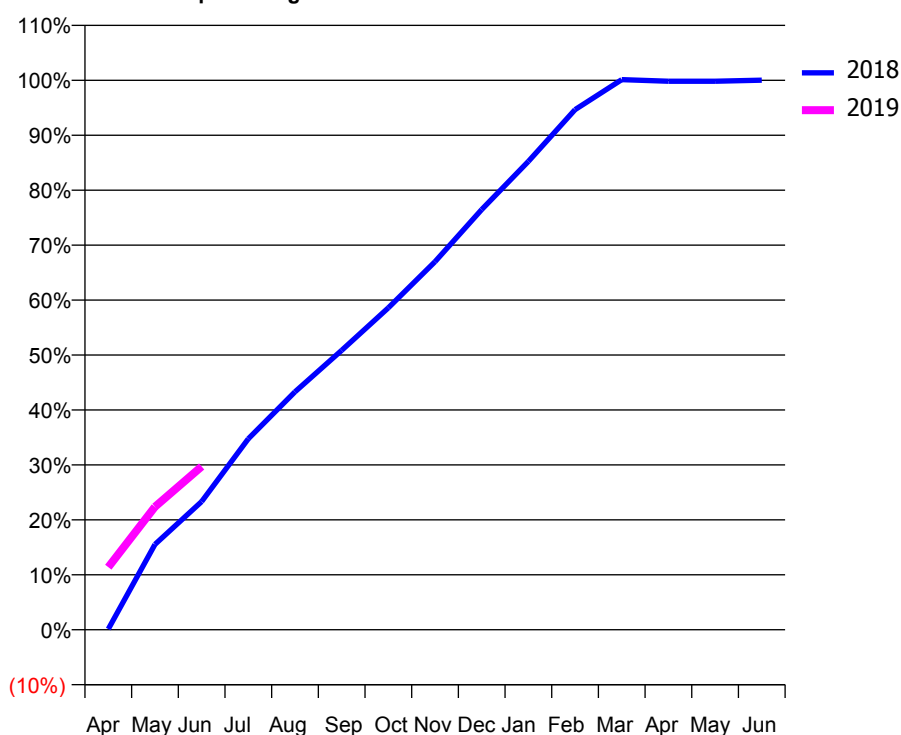
### Q55 - Vital Signs Orthodontic At a Glance Contract Report for 189081/0001 - June 2018

Name or company name	Mansfield Orthodontic Practice Ltd	18/19 Contracted general activity (UDA)	0
Contract type name	PDS Contract	Carry forward general activity (UDA)	0
Purpose of contract	Orthodontic	18/19 Contracted orthodontic activity (UOA)	20,629
Contract start date	01/09/2007	Carry forward orthodontic activity (UOA)	0
Contract end date	31/03/2019	Baseline contract value	£1,416,337.54

ACCESS	Contract	England and Wales
24 month ratio of assessments to patient IDs	1.12	1.09

ACTIVITY	Contract
Contract assess and fit appliances (case starts) as a percentage of Area Team case starts	16.2 %

Cumulative percentage of contracted UOA delivered 2018 & 2019



Month	Adjusted Scheduled Activity (UOA)		
	2017	2018	2019
April	-98	26	2,348
May	-98	3,208	4,618
June	-98	4,813	6,128
July	-98	7,172	
August	-98	8,933	
September	1,451	10,490	
October	3,000	12,089	
November	6,163	13,819	
December	14,668	15,777	
January	16,210	17,584	
February	16,820	19,524	
March	19,724	20,651	
April	20,382	20,592	
May	20,447	20,593	
June	20,590	20,635	

#### QUANTITY METRICS (rolling 12 month period)

	Contract Quantity	Contract Base Number	Contract *	Area Team	Region	England
% of all assessments that were assess and fit appliances (case starts)	1,034	1,679	61.6%	45.4%	57.8%	60.4%
% of all assessments that were assess and refuse	123	1,679	7.3%	8.4%	11.1%	11.4%
% of all assessments that were assess and review	522	1,679	31.1%	46.2%	31.1%	28.3%
% of case starts with a reported IOTN of 3 and Aesthetic Component of 5 or below	0	1,034	N/A	0.1%	0.1%	0.1%
% of case starts with a reported IOTN of 3 and Aesthetic Component of 6 or above	1	1,034	0.1%	2.8%	4.0%	4.0%
% of case starts with a reported IOTN of 4	974	1,034	94.2%	78.2%	76.4%	77.8%
% of case starts with a reported IOTN of 5	53	1,034	5.1%	17.0%	17.5%	16.7 %
% of concluded courses in receipt of dual-arch fixed appliances	721	875	82.4%	71.8%	70.3%	74.3%
% of concluded courses where treatment was abandoned or discontinued	70	875	8.0%	10.0%	8.3%	6.9%
% of patients satisfied with the treatment they have received	24	25	96.0%	96.4%	96.1%	95.7%

\* Figures in italics indicate that the base number is less than 100.

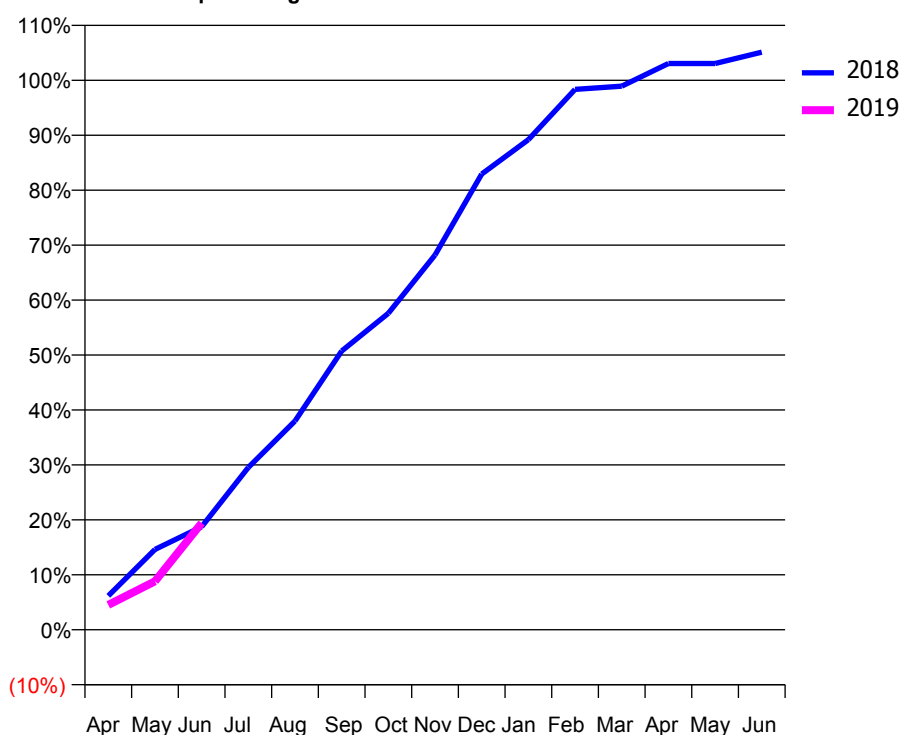
### Q55 - Vital Signs Orthodontic At a Glance Contract Report for 193437/0002 - June 2018

Name or company name	Risley Hill Dental	18/19 Contracted general activity (UDA)	0
Contract type name	GDS Contract	Carry forward general activity (UDA)	0
Purpose of contract	Orthodontic	18/19 Contracted orthodontic activity (UOA)	1,019
Contract start date	29/09/2015	Carry forward orthodontic activity (UOA)	0
Contract end date		Baseline contract value	£1.01

ACCESS	Contract	England and Wales
24 month ratio of assessments to patient IDs	1.09	1.09

ACTIVITY	Contract
Contract assess and fit appliances (case starts) as a percentage of Area Team case starts	0.8 %

Cumulative percentage of contracted UOA delivered 2018 & 2019



Month	Adjusted Scheduled Activity (UOA)		
	2017	2018	2019
April	86	63	46
May	171	149	90
June	215	191	198
July	192	301	
August	318	387	
September	429	517	
October	600	587	
November	686	695	
December	837	845	
January	881	909	
February	1,012	1,002	
March	1,055	1,008	
April	1,076	1,050	
May	1,076	1,050	
June	1,076	1,071	

#### QUANTITY METRICS (rolling 12 month period)

	Contract Quantity	Contract Base Number	Contract *	Area Team	Region	England
% of all assessments that were assess and fit appliances (case starts)	51	103	49.5%	45.4%	57.8%	60.4%
% of all assessments that were assess and refuse	34	103	33.0%	8.4%	11.1%	11.4%
% of all assessments that were assess and review	18	103	17.5%	46.2%	31.1%	28.3%
% of case starts with a reported IOTN of 3 and Aesthetic Component of 5 or below	0	51	<i>N/A</i>	0.1%	0.1%	0.1%
% of case starts with a reported IOTN of 3 and Aesthetic Component of 6 or above	0	51	<i>N/A</i>	2.8%	4.0%	4.0%
% of case starts with a reported IOTN of 4	36	51	70.6%	78.2%	76.4%	77.8%
% of case starts with a reported IOTN of 5	13	51	25.5%	17.0%	17.5%	16.7 %
% of concluded courses in receipt of dual-arch fixed appliances	13	16	81.3%	71.8%	70.3%	74.3%
% of concluded courses where treatment was abandoned or discontinued	3	16	18.8%	10.0%	8.3%	6.9%
% of patients satisfied with the treatment they have received	2	2	100.0%	96.4%	96.1%	95.7%

\* Figures in italics indicate that the base number is less than 100.

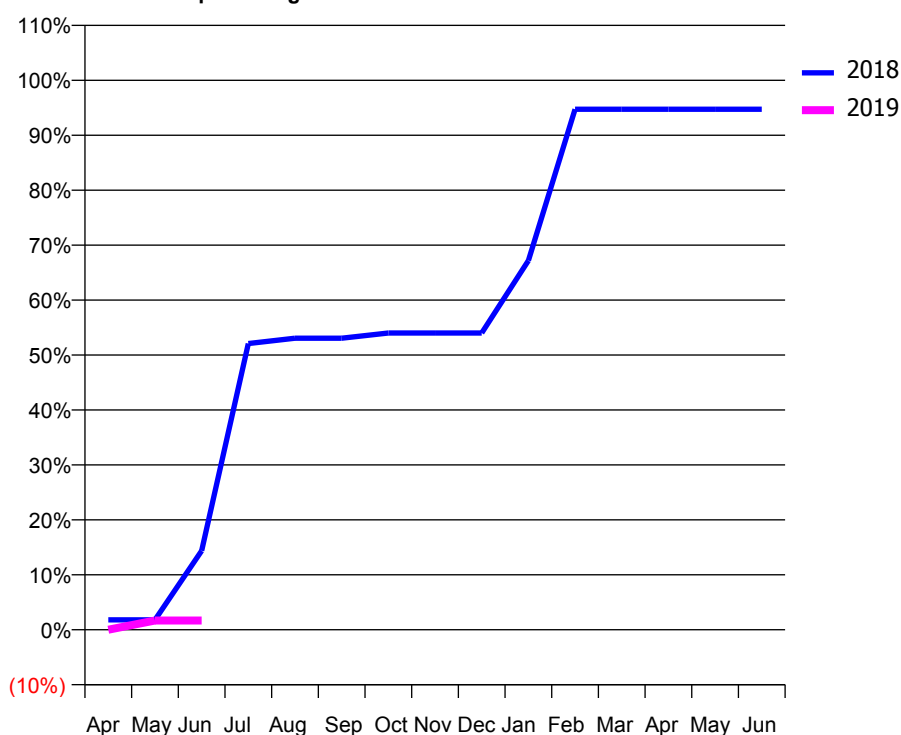
### Q55 - Vital Signs Orthodontic At a Glance Contract Report for 197572/0001 - June 2018

Name or company name	Buxton Dental Practice	18/19 Contracted general activity (UDA)	4,594
Contract type name	GDS Contract	Carry forward general activity (UDA)	0
Purpose of contract	General and Orthodontic	18/19 Contracted orthodontic activity (UOA)	167
Contract start date	08/11/2012	Carry forward orthodontic activity (UOA)	0
Contract end date		Baseline contract value	£126,392.13

ACCESS	Contract	England and Wales
24 month ratio of assessments to patient IDs	1.08	1.09

ACTIVITY	Contract
Contract assess and fit appliances (case starts) as a percentage of Area Team case starts	0.1 %

Cumulative percentage of contracted UOA delivered 2018 & 2019



Month	Adjusted Scheduled Activity (UOA)		
	2017	2018	2019
April	0	3	0
May	22	3	3
June	22	24	3
July	23	87	
August	44	89	
September	44	89	
October	66	90	
November	150	90	
December	109	90	
January	130	112	
February	131	158	
March	173	158	
April	173	158	
May	173	158	
June	173	158	

#### QUANTITY METRICS (rolling 12 month period)

	Contract Quantity	Contract Base Number	Contract *	Area Team	Region	England
% of all assessments that were assess and fit appliances (case starts)	7	10	70.0%	45.4%	57.8%	60.4%
% of all assessments that were assess and refuse	0	10	0.0%	8.4%	11.1%	11.4%
% of all assessments that were assess and review	3	10	30.0%	46.2%	31.1%	28.3%
% of case starts with a reported IOTN of 3 and Aesthetic Component of 5 or below	0	7	N/A	0.1%	0.1%	0.1%
% of case starts with a reported IOTN of 3 and Aesthetic Component of 6 or above	0	7	N/A	2.8%	4.0%	4.0%
% of case starts with a reported IOTN of 4	5	7	71.4%	78.2%	76.4%	77.8%
% of case starts with a reported IOTN of 5	1	7	14.3%	17.0%	17.5%	16.7 %
% of concluded courses in receipt of dual-arch fixed appliances	0	0	N/A	71.8%	70.3%	74.3%
% of concluded courses where treatment was abandoned or discontinued	0	0	N/A	10.0%	8.3%	6.9%
% of patients satisfied with the treatment they have received	0	0	N/A	96.4%	96.1%	95.7%

\* Figures in italics indicate that the base number is less than 100.



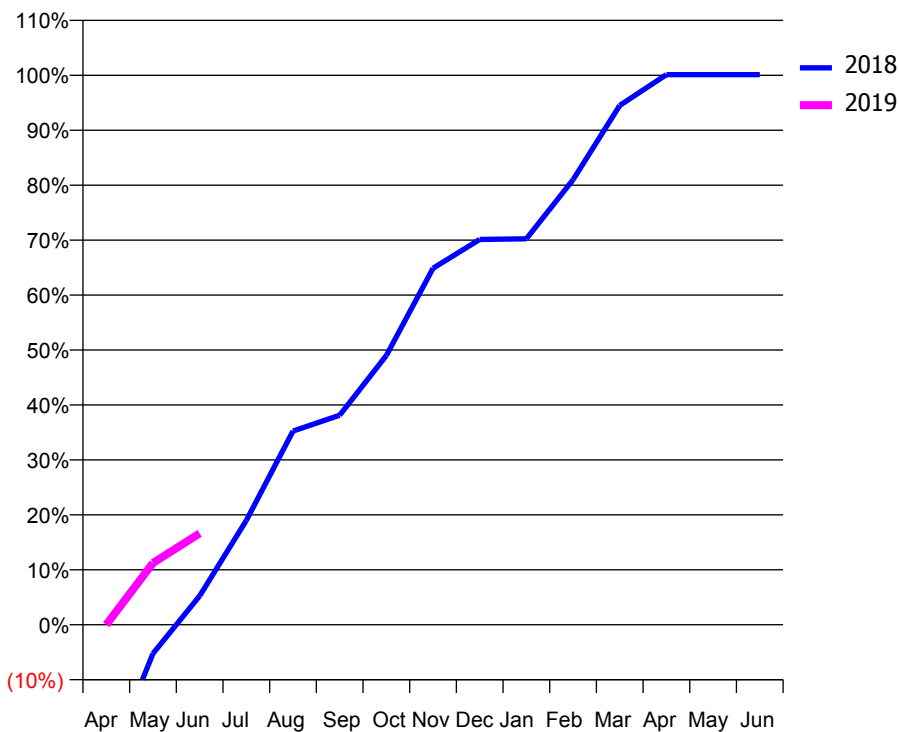
### Q55 - Vital Signs Orthodontic At a Glance Contract Report for 269891/0001 - June 2018

Name or company name	Westdale Dental	18/19 Contracted general activity (UDA)	24,872
Contract type name	GDS Contract	Carry forward general activity (UDA)	0
Purpose of contract	General and Orthodontic	18/19 Contracted orthodontic activity (UOA)	800
Contract start date	01/04/2008	Carry forward orthodontic activity (UOA)	0
Contract end date		Baseline contract value	£659,034.05

ACCESS	Contract	England and Wales
24 month ratio of assessments to patient IDs	1.05	1.09

ACTIVITY	Contract
Contract assess and fit appliances (case starts) as a percentage of Area Team case starts	0.6 %

Cumulative percentage of contracted UOA delivered 2018 & 2019



Month	Adjusted Scheduled Activity (UOA)		
	2017	2018	2019
April	13	-212	0
May	167	-42	90
June	191	42	133
July	263	152	
August	306	282	
September	369	305	
October	733	392	
November	844	519	
December	957	561	
January	1,023	562	
February	1,173	648	
March	1,237	756	
April	1,237	801	
May	1,237	801	
June	1,237	801	

#### QUANTITY METRICS (rolling 12 month period)

	Contract Quantity	Contract Base Number	Contract *	Area Team	Region	England
% of all assessments that were assess and fit appliances (case starts)	41	73	56.2%	45.4%	57.8%	60.4%
% of all assessments that were assess and refuse	2	73	2.7%	8.4%	11.1%	11.4%
% of all assessments that were assess and review	30	73	41.1%	46.2%	31.1%	28.3%
% of case starts with a reported IOTN of 3 and Aesthetic Component of 5 or below	0	41	<i>N/A</i>	0.1%	0.1%	0.1%
% of case starts with a reported IOTN of 3 and Aesthetic Component of 6 or above	1	41	2.4%	2.8%	4.0%	4.0%
% of case starts with a reported IOTN of 4	26	41	63.4%	78.2%	76.4%	77.8%
% of case starts with a reported IOTN of 5	14	41	34.1%	17.0%	17.5%	16.7 %
% of concluded courses in receipt of dual-arch fixed appliances	40	45	88.9%	71.8%	70.3%	74.3%
% of concluded courses where treatment was abandoned or discontinued	5	45	11.1%	10.0%	8.3%	6.9%
% of patients satisfied with the treatment they have received	2	2	100.0%	96.4%	96.1%	95.7%

\* Figures in italics indicate that the base number is less than 100.

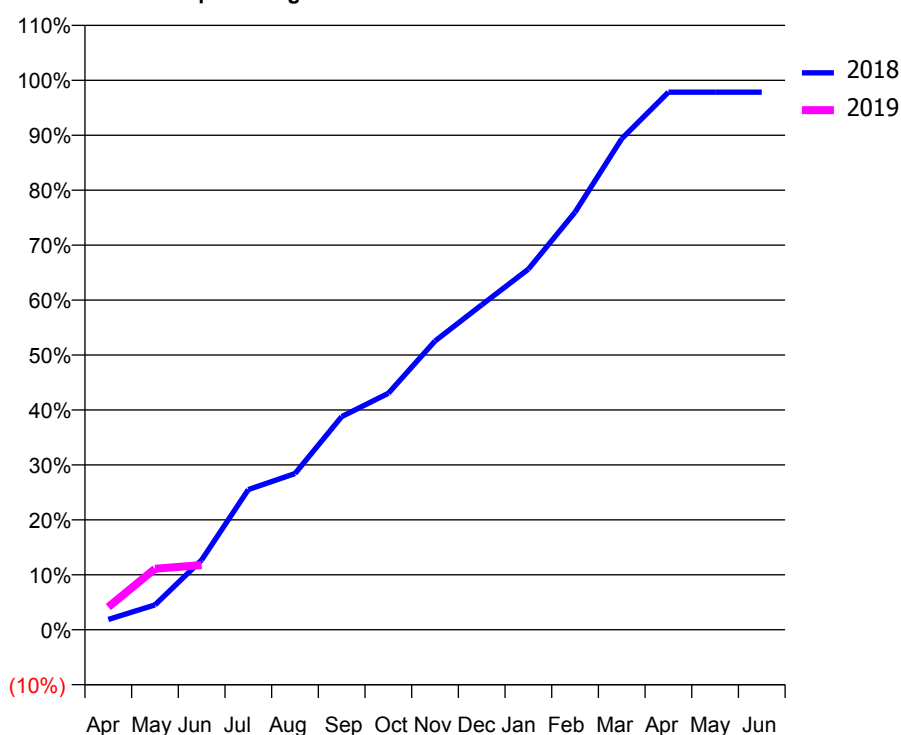
### Q55 - Vital Signs Orthodontic At a Glance Contract Report for 331864/0001 - June 2018

Name or company name	MISS L KO	18/19 Contracted general activity (UDA)	28,035
Contract type name	GDS Contract	Carry forward general activity (UDA)	0
Purpose of contract	General and Orthodontic	18/19 Contracted orthodontic activity (UOA)	1,062
Contract start date	01/04/2006	Carry forward orthodontic activity (UOA)	0
Contract end date		Baseline contract value	£723,047.03

ACCESS	Contract	England and Wales
24 month ratio of assessments to patient IDs	1.38	1.09

ACTIVITY	Contract
Contract assess and fit appliances (case starts) as a percentage of Area Team case starts	0.7 %

Cumulative percentage of contracted UOA delivered 2018 & 2019



Month	Adjusted Scheduled Activity (UOA)		
	2017	2018	2019
April	78	20	44
May	101	48	118
June	170	135	125
July	265	271	
August	421	302	
September	515	412	
October	539	457	
November	616	558	
December	641	628	
January	712	697	
February	879	807	
March	995	949	
April	1,039	1,039	
May	1,039	1,039	
June	1,039	1,039	

#### QUANTITY METRICS (rolling 12 month period)

	Contract Quantity	Contract Base Number	Contract *	Area Team	Region	England
% of all assessments that were assess and fit appliances (case starts)	44	149	29.5%	45.4%	57.8%	60.4%
% of all assessments that were assess and refuse	7	149	4.7%	8.4%	11.1%	11.4%
% of all assessments that were assess and review	98	149	65.8%	46.2%	31.1%	28.3%
% of case starts with a reported IOTN of 3 and Aesthetic Component of 5 or below	0	44	<i>N/A</i>	0.1%	0.1%	0.1%
% of case starts with a reported IOTN of 3 and Aesthetic Component of 6 or above	0	44	<i>N/A</i>	2.8%	4.0%	4.0%
% of case starts with a reported IOTN of 4	42	44	95.5%	78.2%	76.4%	77.8%
% of case starts with a reported IOTN of 5	2	44	4.5%	17.0%	17.5%	16.7 %
% of concluded courses in receipt of dual-arch fixed appliances	11	43	25.6%	71.8%	70.3%	74.3%
% of concluded courses where treatment was abandoned or discontinued	5	43	11.6%	10.0%	8.3%	6.9%
% of patients satisfied with the treatment they have received	2	2	100.0%	96.4%	96.1%	95.7%

\* Figures in italics indicate that the base number is less than 100.

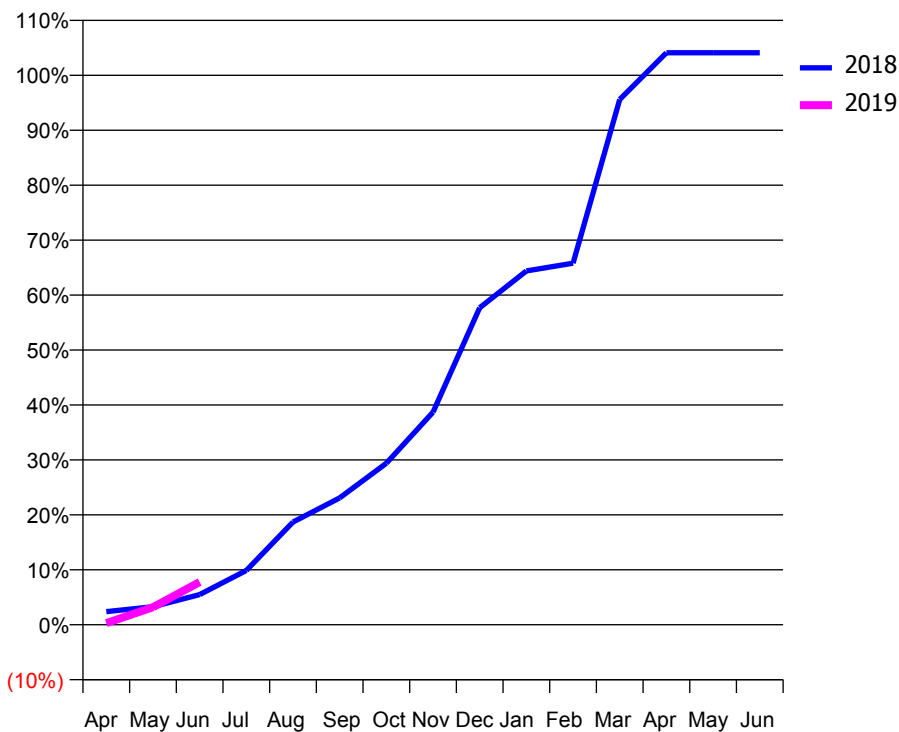
### Q55 - Vital Signs Orthodontic At a Glance Contract Report for 361054/0001 - June 2018

Name or company name	MISS CL WILLIAMS	18/19 Contracted general activity (UDA)	0
Contract type name	PDS Contract	Carry forward general activity (UDA)	0
Purpose of contract	Orthodontic	18/19 Contracted orthodontic activity (UOA)	1,000
Contract start date	01/04/2012	Carry forward orthodontic activity (UOA)	0
Contract end date	31/03/2019	Baseline contract value	£57,476.04

ACCESS	Contract	England and Wales
24 month ratio of assessments to patient IDs	1.16	1.09

ACTIVITY	Contract
Contract assess and fit appliances (case starts) as a percentage of Area Team case starts	0.8 %

Cumulative percentage of contracted UOA delivered 2018 & 2019



Month	Adjusted Scheduled Activity (UOA)		
	2017	2018	2019
April	25	24	3
May	39	33	32
June	106	55	78
July	106	99	
August	106	187	
September	127	231	
October	127	294	
November	244	387	
December	944	577	
January	960	644	
February	964	658	
March	997	956	
April	1,002	1,041	
May	1,002	1,041	
June	1,002	1,041	

#### QUANTITY METRICS (rolling 12 month period)

	Contract Quantity	Contract Base Number	Contract *	Area Team	Region	England
% of all assessments that were assess and fit appliances (case starts)	49	101	48.5%	45.4%	57.8%	60.4%
% of all assessments that were assess and refuse	13	101	12.9%	8.4%	11.1%	11.4%
% of all assessments that were assess and review	39	101	38.6%	46.2%	31.1%	28.3%
% of case starts with a reported IOTN of 3 and Aesthetic Component of 5 or below	0	49	<i>N/A</i>	0.1%	0.1%	0.1%
% of case starts with a reported IOTN of 3 and Aesthetic Component of 6 or above	0	49	<i>N/A</i>	2.8%	4.0%	4.0%
% of case starts with a reported IOTN of 4	39	49	79.6%	78.2%	76.4%	77.8%
% of case starts with a reported IOTN of 5	9	49	18.4%	17.0%	17.5%	16.7 %
% of concluded courses in receipt of dual-arch fixed appliances	1	42	2.4%	71.8%	70.3%	74.3%
% of concluded courses where treatment was abandoned or discontinued	3	42	7.1%	10.0%	8.3%	6.9%
% of patients satisfied with the treatment they have received	3	3	100.0%	96.4%	96.1%	95.7%

\* Figures in italics indicate that the base number is less than 100.

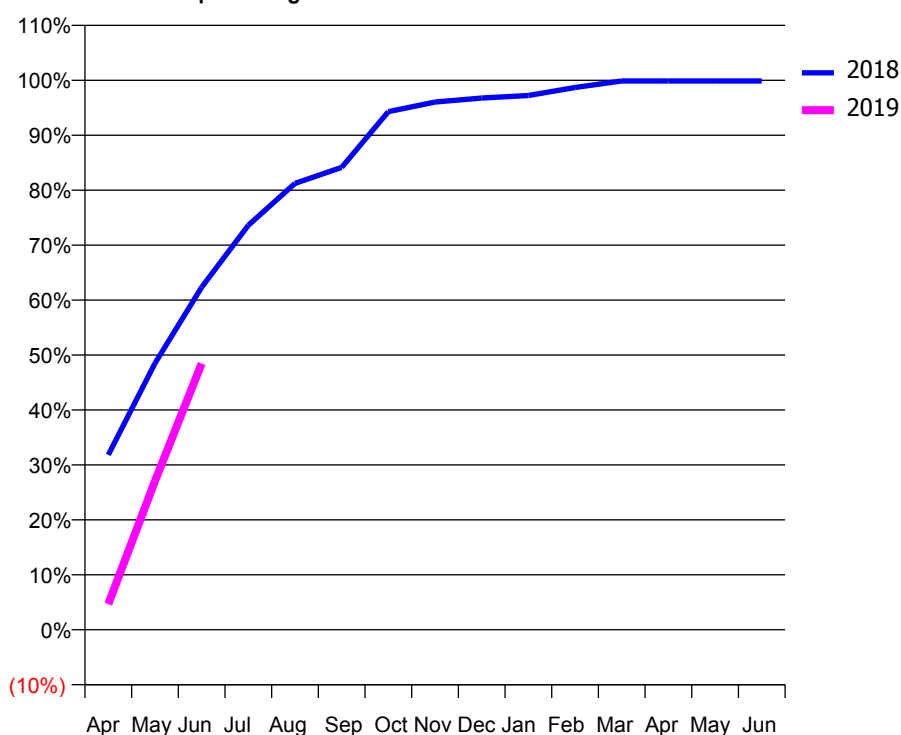
### Q55 - Vital Signs Orthodontic At a Glance Contract Report for 638900/0001 - June 2018

Name or company name	MR RM SKEGGS	18/19 Contracted general activity (UDA)	0
Contract type name	PDS Contract	Carry forward general activity (UDA)	0
Purpose of contract	Orthodontic	18/19 Contracted orthodontic activity (UOA)	8,746
Contract start date	06/10/2007	Carry forward orthodontic activity (UOA)	0
Contract end date	31/03/2019	Baseline contract value	£588,385.12

ACCESS	Contract	England and Wales
24 month ratio of assessments to patient IDs	1.02	1.09

ACTIVITY	Contract
Contract assess and fit appliances (case starts) as a percentage of Area Team case starts	5.5 %

Cumulative percentage of contracted UOA delivered 2018 & 2019



Month	Adjusted Scheduled Activity (UOA)		
	2017	2018	2019
April	175	2,784	409
May	175	4,242	2,368
June	3,667	5,451	4,237
July	4,959	6,438	
August	7,609	7,105	
September	8,821	7,359	
October	9,094	8,247	
November	9,137	8,399	
December	9,137	8,462	
January	9,179	8,504	
February	9,179	8,630	
March	9,691	8,735	
April	9,756	8,735	
May	9,756	8,735	
June	9,756	8,735	

#### QUANTITY METRICS (rolling 12 month period)

	Contract Quantity	Contract Base Number	Contract *	Area Team	Region	England
% of all assessments that were assess and fit appliances (case starts)	353	529	66.7%	45.4%	57.8%	60.4%
% of all assessments that were assess and refuse	78	529	14.7%	8.4%	11.1%	11.4%
% of all assessments that were assess and review	98	529	18.5%	46.2%	31.1%	28.3%
% of case starts with a reported IOTN of 3 and Aesthetic Component of 5 or below	1	353	0.3%	0.1%	0.1%	0.1%
% of case starts with a reported IOTN of 3 and Aesthetic Component of 6 or above	18	353	5.1%	2.8%	4.0%	4.0%
% of case starts with a reported IOTN of 4	265	353	75.1%	78.2%	76.4%	77.8%
% of case starts with a reported IOTN of 5	67	353	19.0%	17.0%	17.5%	16.7 %
% of concluded courses in receipt of dual-arch fixed appliances	424	527	80.5%	71.8%	70.3%	74.3%
% of concluded courses where treatment was abandoned or discontinued	89	527	16.9%	10.0%	8.3%	6.9%
% of patients satisfied with the treatment they have received	11	11	100.0%	96.4%	96.1%	95.7%

\* Figures in italics indicate that the base number is less than 100.

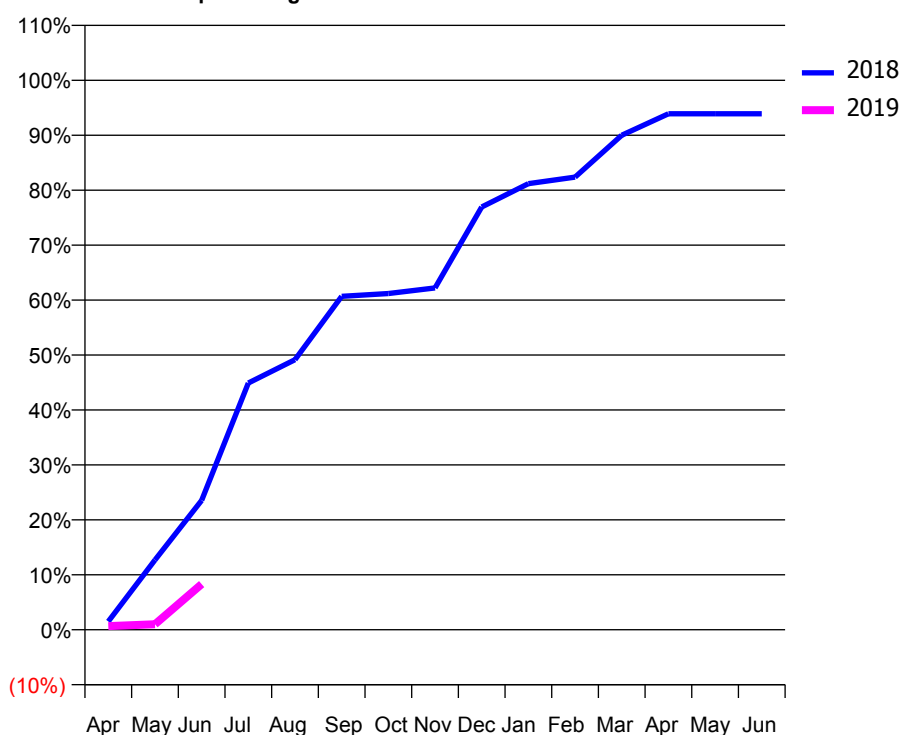
### Q55 - Vital Signs Orthodontic At a Glance Contract Report for 653861/0001 - June 2018

Name or company name	MR AF CHALMERS	18/19 Contracted general activity (UDA)	15,500
Contract type name	GDS Contract	Carry forward general activity (UDA)	0
Purpose of contract	General and Orthodontic	18/19 Contracted orthodontic activity (UOA)	590
Contract start date	01/04/2006	Carry forward orthodontic activity (UOA)	0
Contract end date		Baseline contract value	£430,940.70

ACCESS	Contract	England and Wales
24 month ratio of assessments to patient IDs	1.09	1.09

ACTIVITY	Contract
Contract assess and fit appliances (case starts) as a percentage of Area Team case starts	0.3 %

Cumulative percentage of contracted UOA delivered 2018 & 2019



Month	Adjusted Scheduled Activity (UOA)		
	2017	2018	2019
April	22	9	4
May	46	75	6
June	111	139	49
July	218	265	
August	239	290	
September	304	358	
October	372	361	
November	459	367	
December	588	454	
January	592	479	
February	594	486	
March	596	531	
April	596	554	
May	597	554	
June	597	554	

#### QUANTITY METRICS (rolling 12 month period)

	Contract Quantity	Contract Base Number	Contract *	Area Team	Region	England
% of all assessments that were assess and fit appliances (case starts)	20	64	31.3%	45.4%	57.8%	60.4%
% of all assessments that were assess and refuse	13	64	20.3%	8.4%	11.1%	11.4%
% of all assessments that were assess and review	31	64	48.4%	46.2%	31.1%	28.3%
% of case starts with a reported IOTN of 3 and Aesthetic Component of 5 or below	0	20	N/A	0.1%	0.1%	0.1%
% of case starts with a reported IOTN of 3 and Aesthetic Component of 6 or above	1	20	5.0%	2.8%	4.0%	4.0%
% of case starts with a reported IOTN of 4	14	20	70.0%	78.2%	76.4%	77.8%
% of case starts with a reported IOTN of 5	5	20	25.0%	17.0%	17.5%	16.7 %
% of concluded courses in receipt of dual-arch fixed appliances	0	24	N/A	71.8%	70.3%	74.3%
% of concluded courses where treatment was abandoned or discontinued	1	24	4.2%	10.0%	8.3%	6.9%
% of patients satisfied with the treatment they have received	2	2	100.0%	96.4%	96.1%	95.7%

\* Figures in italics indicate that the base number is less than 100.

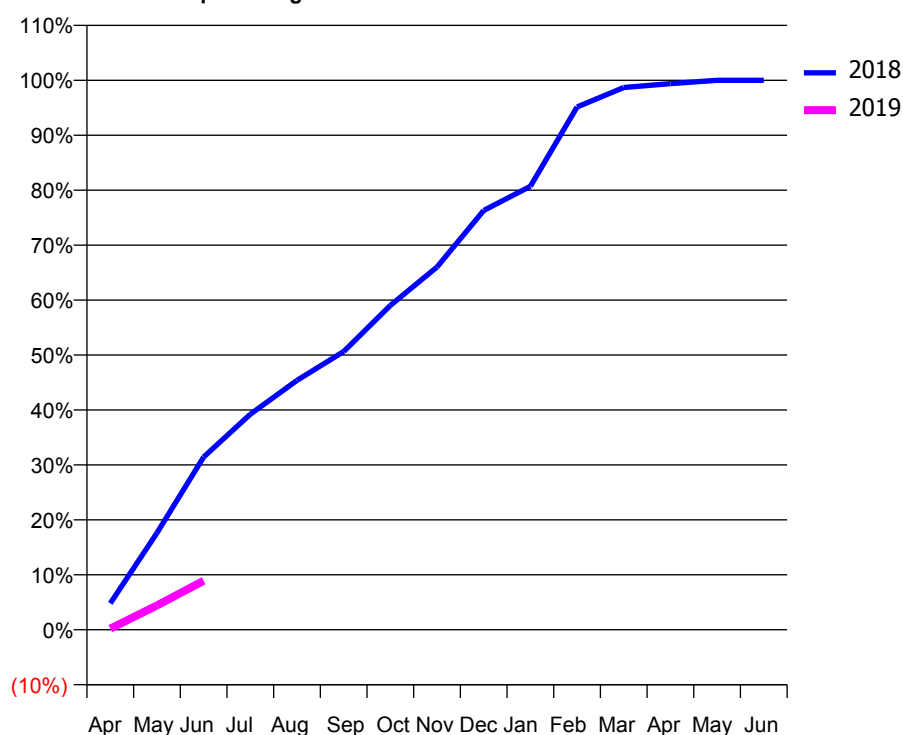
### Q55 - Vital Signs Orthodontic At a Glance Contract Report for 657247/0001 - June 2018

Name or company name	MR RV PATEL	18/19 Contracted general activity (UDA)	0
Contract type name	PDS Contract	Carry forward general activity (UDA)	0
Purpose of contract	Orthodontic	18/19 Contracted orthodontic activity (UOA)	6,920
Contract start date	01/04/2006	Carry forward orthodontic activity (UOA)	0
Contract end date	31/03/2019	Baseline contract value	£429,878.84

ACCESS	Contract	England and Wales
24 month ratio of assessments to patient IDs	1.06	1.09

ACTIVITY	Contract
Contract assess and fit appliances (case starts) as a percentage of Area Team case starts	3.8 %

Cumulative percentage of contracted UOA delivered 2018 & 2019



Month	Adjusted Scheduled Activity (UOA)		
	2017	2018	2019
April	117	333	14
May	1,396	1,220	306
June	2,462	2,176	617
July	3,162	2,715	
August	4,167	3,141	
September	4,373	3,504	
October	5,343	4,085	
November	6,054	4,569	
December	6,371	5,281	
January	7,096	5,584	
February	8,207	6,583	
March	9,209	6,829	
April	9,199	6,877	
May	8,964	6,919	
June	8,964	6,920	

#### QUANTITY METRICS (rolling 12 month period)

	Contract Quantity	Contract Base Number	Contract *	Area Team	Region	England
% of all assessments that were assess and fit appliances (case starts)	243	674	36.1%	45.4%	57.8%	60.4%
% of all assessments that were assess and refuse	35	674	5.2%	8.4%	11.1%	11.4%
% of all assessments that were assess and review	396	674	58.8%	46.2%	31.1%	28.3%
% of case starts with a reported IOTN of 3 and Aesthetic Component of 5 or below	0	243	N/A	0.1%	0.1%	0.1%
% of case starts with a reported IOTN of 3 and Aesthetic Component of 6 or above	6	243	2.5%	2.8%	4.0%	4.0%
% of case starts with a reported IOTN of 4	209	243	86.0%	78.2%	76.4%	77.8%
% of case starts with a reported IOTN of 5	28	243	11.5%	17.0%	17.5%	16.7 %
% of concluded courses in receipt of dual-arch fixed appliances	305	331	92.1%	71.8%	70.3%	74.3%
% of concluded courses where treatment was abandoned or discontinued	17	331	5.1%	10.0%	8.3%	6.9%
% of patients satisfied with the treatment they have received	6	6	100.0%	96.4%	96.1%	95.7%

\* Figures in italics indicate that the base number is less than 100.

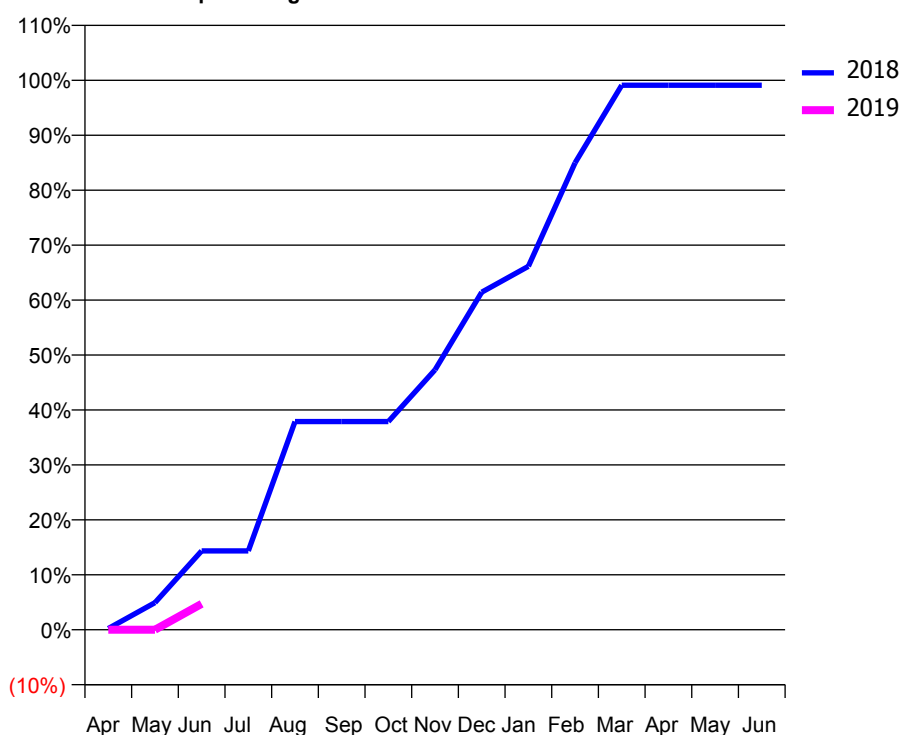
### Q55 - Vital Signs Orthodontic At a Glance Contract Report for 729388/0001 - June 2018

Name or company name	MR JP WARD	18/19 Contracted general activity (UDA)	1,628
Contract type name	GDS Contract	Carry forward general activity (UDA)	0
Purpose of contract	General and Orthodontic	18/19 Contracted orthodontic activity (UOA)	446
Contract start date	01/04/2006	Carry forward orthodontic activity (UOA)	0
Contract end date		Baseline contract value	£72,602.71

ACCESS	Contract	England and Wales
24 month ratio of assessments to patient IDs	1.02	1.09

ACTIVITY	Contract
Contract assess and fit appliances (case starts) as a percentage of Area Team case starts	0.3 %

Cumulative percentage of contracted UOA delivered 2018 & 2019



Month	Adjusted Scheduled Activity (UOA)		
	2017	2018	2019
April	0	1	0
May	0	22	0
June	0	64	21
July	0	64	
August	0	169	
September	63	169	
October	63	169	
November	130	211	
December	236	274	
January	236	295	
February	342	379	
March	384	442	
April	447	442	
May	447	442	
June	447	442	

#### QUANTITY METRICS (rolling 12 month period)

	Contract Quantity	Contract Base Number	Contract *	Area Team	Region	England
% of all assessments that were assess and fit appliances (case starts)	19	19	100.0%	45.4%	57.8%	60.4%
% of all assessments that were assess and refuse	0	19	0.0%	8.4%	11.1%	11.4%
% of all assessments that were assess and review	0	19	0.0%	46.2%	31.1%	28.3%
% of case starts with a reported IOTN of 3 and Aesthetic Component of 5 or below	0	19	N/A	0.1%	0.1%	0.1%
% of case starts with a reported IOTN of 3 and Aesthetic Component of 6 or above	1	19	5.3%	2.8%	4.0%	4.0%
% of case starts with a reported IOTN of 4	12	19	63.2%	78.2%	76.4%	77.8%
% of case starts with a reported IOTN of 5	6	19	31.6%	17.0%	17.5%	16.7 %
% of concluded courses in receipt of dual-arch fixed appliances	3	4	75.0%	71.8%	70.3%	74.3%
% of concluded courses where treatment was abandoned or discontinued	0	4	0.0%	10.0%	8.3%	6.9%
% of patients satisfied with the treatment they have received	0	0	N/A	96.4%	96.1%	95.7%

\* Figures in italics indicate that the base number is less than 100.

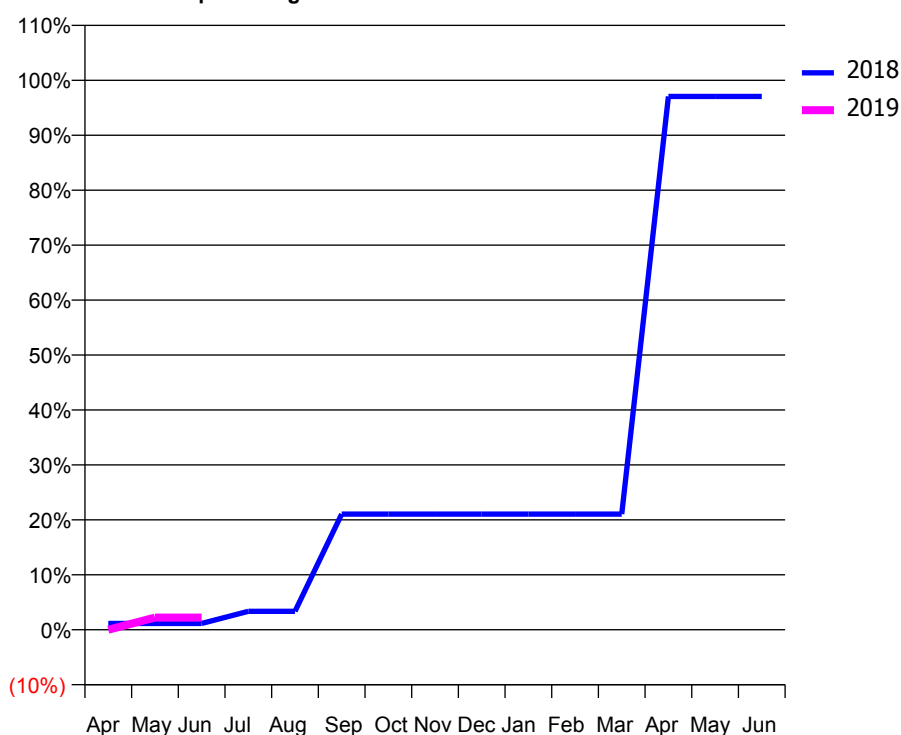
### Q55 - Vital Signs Orthodontic At a Glance Contract Report for 746436/0002 - June 2018

Name or company name	MR MN BURTON	18/19 Contracted general activity (UDA)	0
Contract type name	GDS Contract	Carry forward general activity (UDA)	0
Purpose of contract	Orthodontic	18/19 Contracted orthodontic activity (UOA)	950
Contract start date	01/04/2006	Carry forward orthodontic activity (UOA)	0
Contract end date		Baseline contract value	£62,309.42

ACCESS	Contract	England and Wales
24 month ratio of assessments to patient IDs	1.00	1.09

ACTIVITY	Contract
Contract assess and fit appliances (case starts) as a percentage of Area Team case starts	0.7 %

Cumulative percentage of contracted UOA delivered 2018 & 2019



Month	Adjusted Scheduled Activity (UOA)		
	2017	2018	2019
April	0	11	0
May	21	11	21
June	21	11	21
July	42	32	
August	42	32	
September	189	200	
October	273	200	
November	294	200	
December	294	200	
January	315	200	
February	336	200	
March	357	200	
April	861	922	
May	861	922	
June	861	922	

#### QUANTITY METRICS (rolling 12 month period)

	Contract Quantity	Contract Base Number	Contract *	Area Team	Region	England
% of all assessments that were assess and fit appliances (case starts)	46	46	100.0%	45.4%	57.8%	60.4%
% of all assessments that were assess and refuse	0	46	0.0%	8.4%	11.1%	11.4%
% of all assessments that were assess and review	0	46	0.0%	46.2%	31.1%	28.3%
% of case starts with a reported IOTN of 3 and Aesthetic Component of 5 or below	0	46	N/A	0.1%	0.1%	0.1%
% of case starts with a reported IOTN of 3 and Aesthetic Component of 6 or above	0	46	N/A	2.8%	4.0%	4.0%
% of case starts with a reported IOTN of 4	44	46	95.7%	78.2%	76.4%	77.8%
% of case starts with a reported IOTN of 5	2	46	4.3%	17.0%	17.5%	16.7 %
% of concluded courses in receipt of dual-arch fixed appliances	8	10	80.0%	71.8%	70.3%	74.3%
% of concluded courses where treatment was abandoned or discontinued	0	10	0.0%	10.0%	8.3%	6.9%
% of patients satisfied with the treatment they have received	5	5	100.0%	96.4%	96.1%	95.7%

\* Figures in italics indicate that the base number is less than 100.



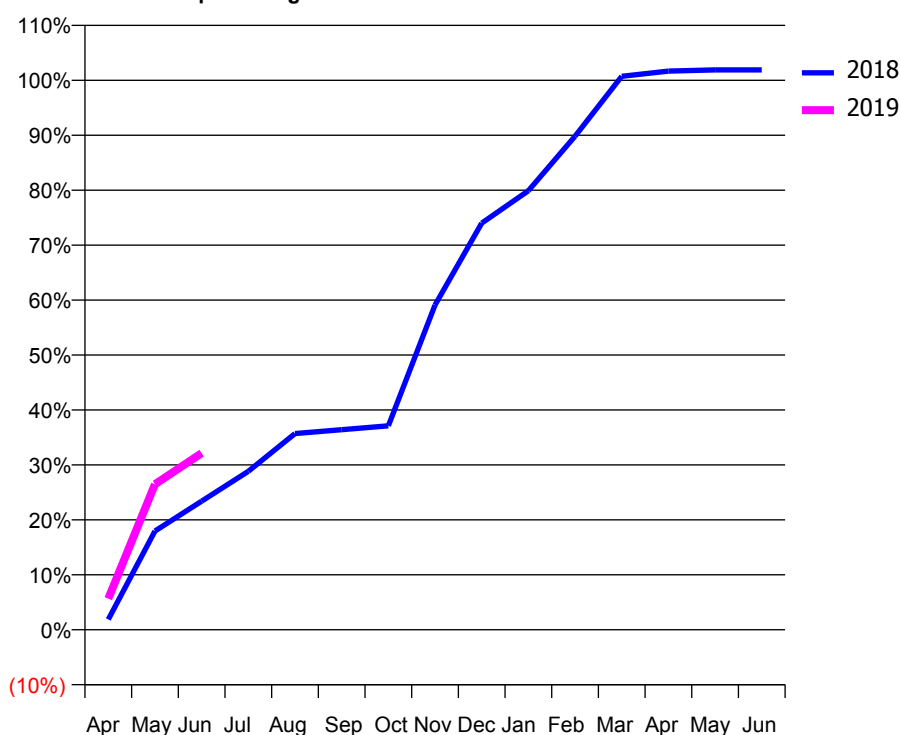
### Q55 - Vital Signs Orthodontic At a Glance Contract Report for 813842/0002 - June 2018

Name or company name	MR DA DUNNING	18/19 Contracted general activity (UDA)	2,012
Contract type name	GDS Contract	Carry forward general activity (UDA)	0
Purpose of contract	General and Orthodontic	18/19 Contracted orthodontic activity (UOA)	423
Contract start date	01/04/2006	Carry forward orthodontic activity (UOA)	0
Contract end date		Baseline contract value	£72,036.75

ACCESS	Contract	England and Wales
24 month ratio of assessments to patient IDs	1.32	1.09

ACTIVITY	Contract
Contract assess and fit appliances (case starts) as a percentage of Area Team case starts	0.3 %

Cumulative percentage of contracted UOA delivered 2018 & 2019



Month	Adjusted Scheduled Activity (UOA)		
	2017	2018	2019
April	75	8	24
May	159	76	112
June	181	99	136
July	225	122	
August	292	151	
September	294	154	
October	340	157	
November	342	250	
December	343	313	
January	365	338	
February	411	380	
March	415	426	
April	439	430	
May	441	431	
June	441	431	

#### QUANTITY METRICS (rolling 12 month period)

	Contract Quantity	Contract Base Number	Contract *	Area Team	Region	England
% of all assessments that were assess and fit appliances (case starts)	20	68	29.4%	45.4%	57.8%	60.4%
% of all assessments that were assess and refuse	0	68	0.0%	8.4%	11.1%	11.4%
% of all assessments that were assess and review	48	68	70.6%	46.2%	31.1%	28.3%
% of case starts with a reported IOTN of 3 and Aesthetic Component of 5 or below	0	20	N/A	0.1%	0.1%	0.1%
% of case starts with a reported IOTN of 3 and Aesthetic Component of 6 or above	0	20	N/A	2.8%	4.0%	4.0%
% of case starts with a reported IOTN of 4	11	20	55.0%	78.2%	76.4%	77.8%
% of case starts with a reported IOTN of 5	9	20	45.0%	17.0%	17.5%	16.7 %
% of concluded courses in receipt of dual-arch fixed appliances	14	19	73.7%	71.8%	70.3%	74.3%
% of concluded courses where treatment was abandoned or discontinued	1	19	5.3%	10.0%	8.3%	6.9%
% of patients satisfied with the treatment they have received	0	0	N/A	96.4%	96.1%	95.7%

\* Figures in italics indicate that the base number is less than 100.

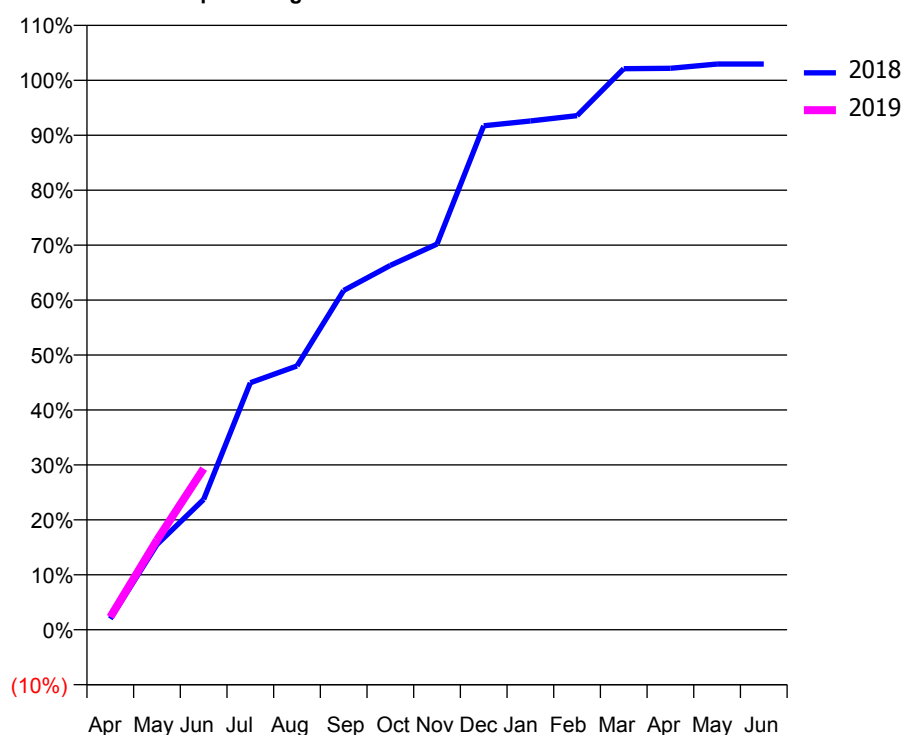
### Q55 - Vital Signs Orthodontic At a Glance Contract Report for 825050/0002 - June 2018

Name or company name	MR LS MASTERSON	18/19 Contracted general activity (UDA)	0
Contract type name	GDS Contract	Carry forward general activity (UDA)	0
Purpose of contract	General and Orthodontic	18/19 Contracted orthodontic activity (UOA)	2,752
Contract start date	01/04/2006	Carry forward orthodontic activity (UOA)	0
Contract end date		Baseline contract value	£174,394.46

ACCESS	Contract	England and Wales
24 month ratio of assessments to patient IDs	1.03	1.09

ACTIVITY	Contract
Contract assess and fit appliances (case starts) as a percentage of Area Team case starts	2.2 %

Cumulative percentage of contracted UOA delivered 2018 & 2019



Month	Adjusted Scheduled Activity (UOA)		
	2017	2018	2019
April	0	55	64
May	0	427	449
June	0	653	807
July	0	1,237	
August	0	1,321	
September	21	1,699	
October	21	1,825	
November	252	1,932	
December	1,283	2,524	
January	2,417	2,548	
February	2,753	2,575	
March	2,816	2,810	
April	2,816	2,812	
May	2,816	2,833	
June	2,816	2,833	

#### QUANTITY METRICS (rolling 12 month period)

	Contract Quantity	Contract Base Number	Contract *	Area Team	Region	England
% of all assessments that were assess and fit appliances (case starts)	140	202	69.3%	45.4%	57.8%	60.4%
% of all assessments that were assess and refuse	15	202	7.4%	8.4%	11.1%	11.4%
% of all assessments that were assess and review	47	202	23.3%	46.2%	31.1%	28.3%
% of case starts with a reported IOTN of 3 and Aesthetic Component of 5 or below	0	140	N/A	0.1%	0.1%	0.1%
% of case starts with a reported IOTN of 3 and Aesthetic Component of 6 or above	0	140	N/A	2.8%	4.0%	4.0%
% of case starts with a reported IOTN of 4	115	140	82.1%	78.2%	76.4%	77.8%
% of case starts with a reported IOTN of 5	22	140	15.7%	17.0%	17.5%	16.7 %
% of concluded courses in receipt of dual-arch fixed appliances	121	127	95.3%	71.8%	70.3%	74.3%
% of concluded courses where treatment was abandoned or discontinued	4	127	3.1%	10.0%	8.3%	6.9%
% of patients satisfied with the treatment they have received	6	6	100.0%	96.4%	96.1%	95.7%

\* Figures in italics indicate that the base number is less than 100.

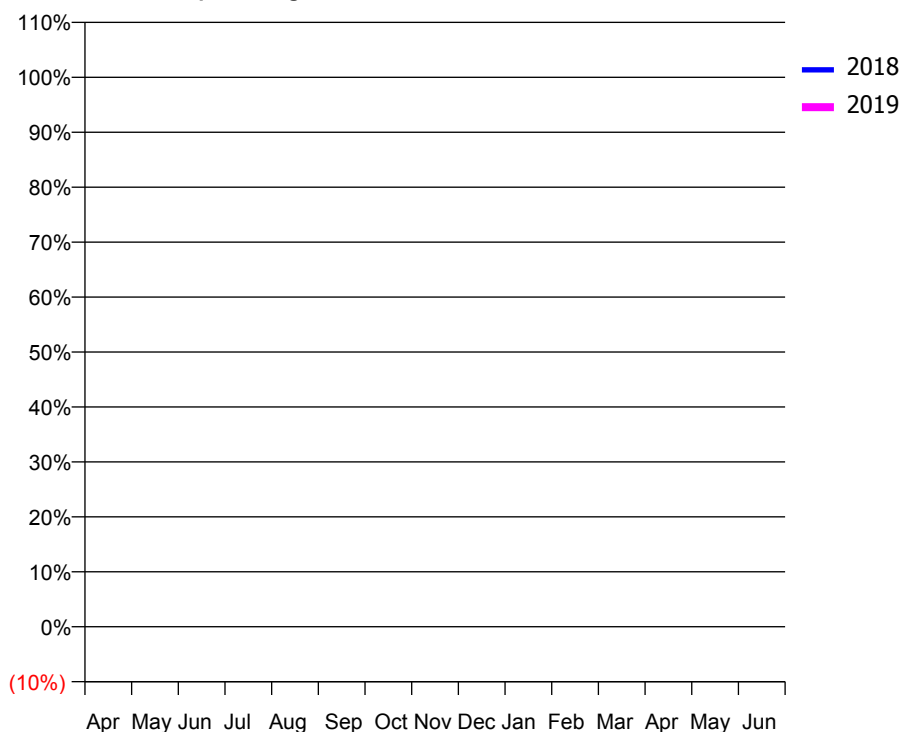
### Q55 - Vital Signs Orthodontic At a Glance Contract Report for 833517/0001 - June 2018

Name or company name	MISS NS FRY	18/19 Contracted general activity (UDA)	8,960
Contract type name	GDS Contract	Carry forward general activity (UDA)	0
Purpose of contract	General	18/19 Contracted orthodontic activity (UOA)	0
Contract start date	01/04/2006	Carry forward orthodontic activity (UOA)	0
Contract end date		Baseline contract value	£205,522.11

ACCESS	Contract	England and Wales
24 month ratio of assessments to patient IDs	1.00	1.09

ACTIVITY	Contract
Contract assess and fit appliances (case starts) as a percentage of Area Team case starts	0.0 %

Cumulative percentage of contracted UOA delivered 2018 & 2019



Month	Adjusted Scheduled Activity (UOA)		
	2017	2018	2019
April	0	0	0
May	0	1	22
June	1	1	23
July	1	1	
August	2	1	
September	2	3	
October	2	6	
November	2	6	
December	2	6	
January	2	6	
February	2	6	
March	2	6	
April	2	6	
May	2	6	
June	2	6	

#### QUANTITY METRICS (rolling 12 month period)

	Contract Quantity	Contract Base Number	Contract *	Area Team	Region	England
% of all assessments that were assess and fit appliances (case starts)	1	8	12.5%	45.4%	57.8%	60.4%
% of all assessments that were assess and refuse	1	8	12.5%	8.4%	11.1%	11.4%
% of all assessments that were assess and review	6	8	75.0%	46.2%	31.1%	28.3%
% of case starts with a reported IOTN of 3 and Aesthetic Component of 5 or below	0	1	N/A	0.1%	0.1%	0.1%
% of case starts with a reported IOTN of 3 and Aesthetic Component of 6 or above	0	1	N/A	2.8%	4.0%	4.0%
% of case starts with a reported IOTN of 4	1	1	100.0%	78.2%	76.4%	77.8%
% of case starts with a reported IOTN of 5	0	1	N/A	17.0%	17.5%	16.7 %
% of concluded courses in receipt of dual-arch fixed appliances	0	26	N/A	71.8%	70.3%	74.3%
% of concluded courses where treatment was abandoned or discontinued	1	26	3.8%	10.0%	8.3%	6.9%
% of patients satisfied with the treatment they have received	0	0	N/A	96.4%	96.1%	95.7%

\* Figures in italics indicate that the base number is less than 100.

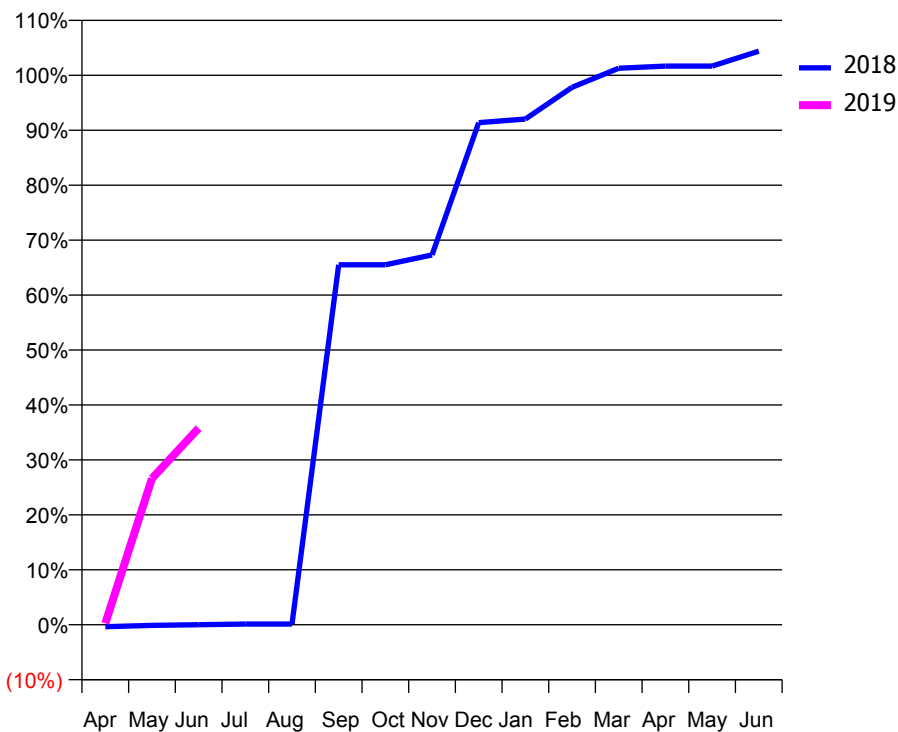
### Q55 - Vital Signs Orthodontic At a Glance Contract Report for 833517/0002 - June 2018

Name or company name	MISS NS FRY	18/19 Contracted general activity (UDA)	0
Contract type name	GDS Contract	Carry forward general activity (UDA)	0
Purpose of contract	Orthodontic	18/19 Contracted orthodontic activity (UOA)	777
Contract start date	01/04/2015	Carry forward orthodontic activity (UOA)	0
Contract end date		Baseline contract value	£50,903.99

ACCESS	Contract	England and Wales
24 month ratio of assessments to patient IDs	1.13	1.09

ACTIVITY	Contract
Contract assess and fit appliances (case starts) as a percentage of Area Team case starts	0.8 %

Cumulative percentage of contracted UOA delivered 2018 & 2019



Month	Adjusted Scheduled Activity (UOA)		
	2017	2018	2019
April	7	-3	2
May	12	-1	207
June	13	0	278
July	16	1	
August	19	1	
September	23	509	
October	263	509	
November	286	523	
December	398	710	
January	399	715	
February	640	760	
March	773	787	
April	773	790	
May	773	790	
June	773	811	

#### QUANTITY METRICS (rolling 12 month period)

	Contract Quantity	Contract Base Number	Contract *	Area Team	Region	England
% of all assessments that were assess and fit appliances (case starts)	49	130	37.7%	45.4%	57.8%	60.4%
% of all assessments that were assess and refuse	33	130	25.4%	8.4%	11.1%	11.4%
% of all assessments that were assess and review	48	130	36.9%	46.2%	31.1%	28.3%
% of case starts with a reported IOTN of 3 and Aesthetic Component of 5 or below	0	49	<i>N/A</i>	0.1%	0.1%	0.1%
% of case starts with a reported IOTN of 3 and Aesthetic Component of 6 or above	0	49	<i>N/A</i>	2.8%	4.0%	4.0%
% of case starts with a reported IOTN of 4	44	49	89.8%	78.2%	76.4%	77.8%
% of case starts with a reported IOTN of 5	5	49	10.2%	17.0%	17.5%	16.7 %
% of concluded courses in receipt of dual-arch fixed appliances	0	29	<i>N/A</i>	71.8%	70.3%	74.3%
% of concluded courses where treatment was abandoned or discontinued	3	29	10.3%	10.0%	8.3%	6.9%
% of patients satisfied with the treatment they have received	1	1	100.0%	96.4%	96.1%	95.7%

\* Figures in italics indicate that the base number is less than 100.

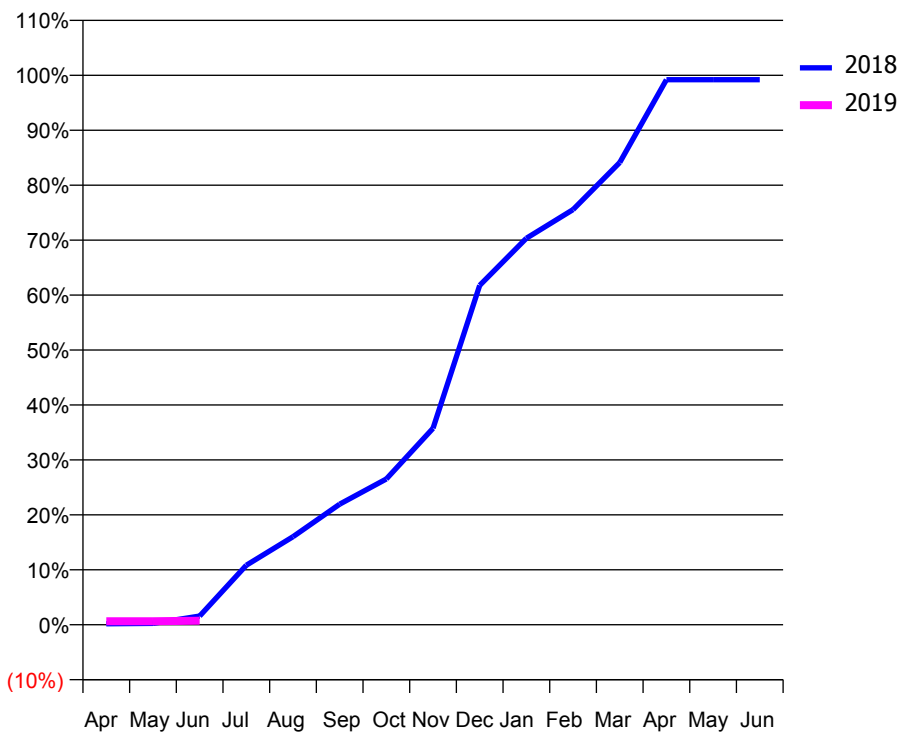
### Q55 - Vital Signs Orthodontic At a Glance Contract Report for 959901/0001 - June 2018

Name or company name	Peak Smiles Studio Partnership	18/19 Contracted general activity (UDA)	369
Contract type name	GDS Contract	Carry forward general activity (UDA)	0
Purpose of contract	General and Orthodontic	18/19 Contracted orthodontic activity (UOA)	3,233
Contract start date	01/04/2006	Carry forward orthodontic activity (UOA)	0
Contract end date		Baseline contract value	£231,046.37

ACCESS	Contract	England and Wales
24 month ratio of assessments to patient IDs	1.02	1.09

ACTIVITY	Contract
Contract assess and fit appliances (case starts) as a percentage of Area Team case starts	2.4 %

Cumulative percentage of contracted UOA delivered 2018 & 2019



Month	Adjusted Scheduled Activity (UOA)		
	2017	2018	2019
April	55	6	21
May	160	8	21
June	182	51	24
July	435	350	
August	731	518	
September	836	710	
October	1,298	858	
November	1,347	1,156	
December	1,707	1,997	
January	2,173	2,274	
February	2,577	2,443	
March	2,830	2,720	
April	3,124	3,207	
May	3,124	3,207	
June	3,124	3,207	

#### QUANTITY METRICS (rolling 12 month period)

	Contract Quantity	Contract Base Number	Contract *	Area Team	Region	England
% of all assessments that were assess and fit appliances (case starts)	152	178	85.4%	45.4%	57.8%	60.4%
% of all assessments that were assess and refuse	8	178	4.5%	8.4%	11.1%	11.4%
% of all assessments that were assess and review	18	178	10.1%	46.2%	31.1%	28.3%
% of case starts with a reported IOTN of 3 and Aesthetic Component of 5 or below	1	152	0.7%	0.1%	0.1%	0.1%
% of case starts with a reported IOTN of 3 and Aesthetic Component of 6 or above	2	152	1.3%	2.8%	4.0%	4.0%
% of case starts with a reported IOTN of 4	92	152	60.5%	78.2%	76.4%	77.8%
% of case starts with a reported IOTN of 5	2	152	1.3%	17.0%	17.5%	16.7 %
% of concluded courses in receipt of dual-arch fixed appliances	0	56	N/A	71.8%	70.3%	74.3%
% of concluded courses where treatment was abandoned or discontinued	11	56	19.6%	10.0%	8.3%	6.9%
% of patients satisfied with the treatment they have received	4	4	100.0%	96.4%	96.1%	95.7%

\* Figures in italics indicate that the base number is less than 100.

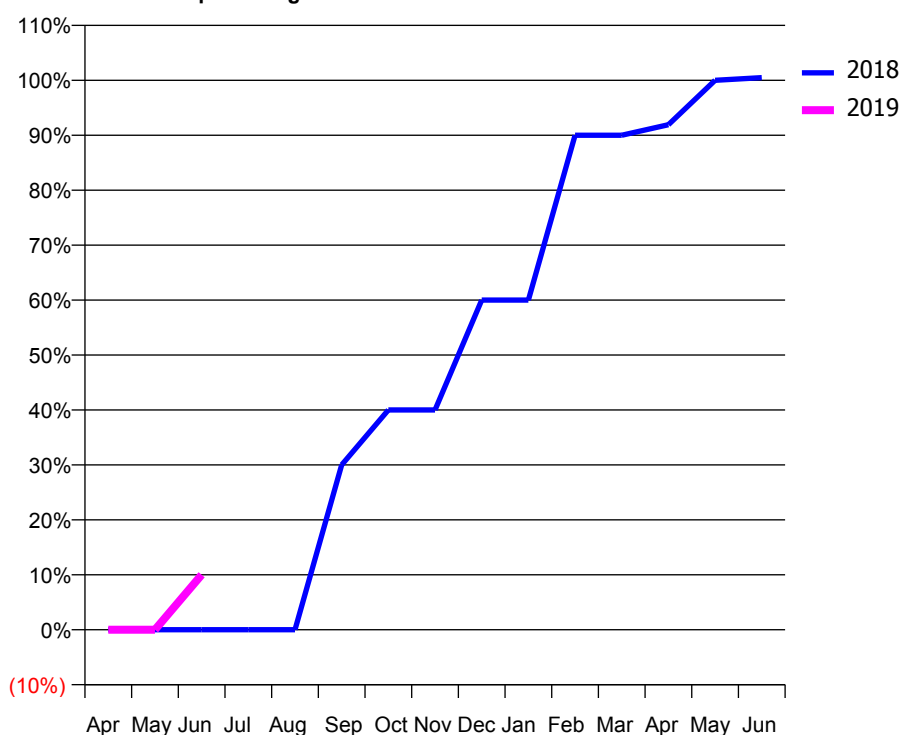
### Q55 - Vital Signs Orthodontic At a Glance Contract Report for 997277/0001 - June 2018

Name or company name	MR CA CUNNINGTON	18/19 Contracted general activity (UDA)	10,740
Contract type name	GDS Contract	Carry forward general activity (UDA)	0
Purpose of contract	General and Orthodontic	18/19 Contracted orthodontic activity (UOA)	210
Contract start date	01/04/2006	Carry forward orthodontic activity (UOA)	0
Contract end date		Baseline contract value	£250,412.02

ACCESS	Contract	England and Wales
24 month ratio of assessments to patient IDs	1.00	1.09

ACTIVITY	Contract
Contract assess and fit appliances (case starts) as a percentage of Area Team case starts	0.2 %

Cumulative percentage of contracted UOA delivered 2018 & 2019



Month	Adjusted Scheduled Activity (UOA)		
	2017	2018	2019
April	0	0	0
May	0	0	0
June	0	0	21
July	0	0	0
August	0	0	0
September	0	63	0
October	0	84	0
November	0	84	0
December	0	126	0
January	189	126	0
February	210	189	0
March	210	189	0
April	210	193	0
May	210	210	0
June	210	211	0

#### QUANTITY METRICS (rolling 12 month period)

	Contract Quantity	Contract Base Number	Contract *	Area Team	Region	England
% of all assessments that were assess and fit appliances (case starts)	12	13	92.3%	45.4%	57.8%	60.4%
% of all assessments that were assess and refuse	0	13	0.0%	8.4%	11.1%	11.4%
% of all assessments that were assess and review	1	13	7.7%	46.2%	31.1%	28.3%
% of case starts with a reported IOTN of 3 and Aesthetic Component of 5 or below	0	12	N/A	0.1%	0.1%	0.1%
% of case starts with a reported IOTN of 3 and Aesthetic Component of 6 or above	1	12	8.3%	2.8%	4.0%	4.0%
% of case starts with a reported IOTN of 4	7	12	58.3%	78.2%	76.4%	77.8%
% of case starts with a reported IOTN of 5	3	12	25.0%	17.0%	17.5%	16.7 %
% of concluded courses in receipt of dual-arch fixed appliances	0	21	N/A	71.8%	70.3%	74.3%
% of concluded courses where treatment was abandoned or discontinued	1	21	4.8%	10.0%	8.3%	6.9%
% of patients satisfied with the treatment they have received	0	0	N/A	96.4%	96.1%	95.7%

\* Figures in italics indicate that the base number is less than 100.

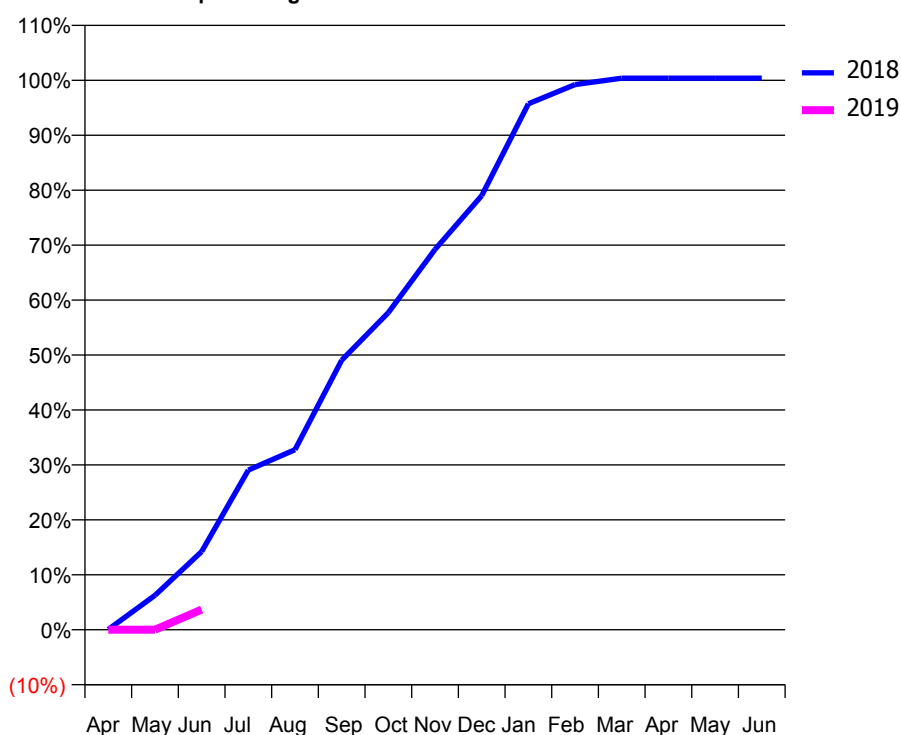
### Q56 - Vital Signs Orthodontic At a Glance Contract Report for 103748/0001 - June 2018

Name or company name	Zain Shamoon	18/19 Contracted general activity (UDA)	3,783
Contract type name	GDS Contract	Carry forward general activity (UDA)	0
Purpose of contract	General and Orthodontic	18/19 Contracted orthodontic activity (UOA)	1,800
Contract start date	07/12/2015	Carry forward orthodontic activity (UOA)	0
Contract end date		Baseline contract value	£221,910.65

ACCESS	Contract	England and Wales
24 month ratio of assessments to patient IDs	1.11	1.09

ACTIVITY	Contract
Contract assess and fit appliances (case starts) as a percentage of Area Team case starts	0.8 %

Cumulative percentage of contracted UOA delivered 2018 & 2019



Month	Adjusted Scheduled Activity (UOA)		
	2017	2018	2019
April	24	1	0
May	155	113	0
June	156	256	66
July	405	523	
August	524	590	
September	571	883	
October	867	1,039	
November	1,008	1,246	
December	1,193	1,422	
January	1,390	1,723	
February	1,566	1,786	
March	1,777	1,807	
April	1,778	1,807	
May	1,801	1,807	
June	1,801	1,807	

#### QUANTITY METRICS (rolling 12 month period)

	Contract Quantity	Contract Base Number	Contract *	Area Team	Region	England
% of all assessments that were assess and fit appliances (case starts)	76	148	51.4%	49.8%	57.8%	60.4%
% of all assessments that were assess and refuse	14	148	9.5%	13.4%	11.1%	11.4%
% of all assessments that were assess and review	58	148	39.2%	36.8%	31.1%	28.3%
% of case starts with a reported IOTN of 3 and Aesthetic Component of 5 or below	0	76	<i>N/A</i>	0.1%	0.1%	0.1%
% of case starts with a reported IOTN of 3 and Aesthetic Component of 6 or above	4	76	5.3%	5.1%	4.0%	4.0%
% of case starts with a reported IOTN of 4	62	76	81.6%	75.4%	76.4%	77.8%
% of case starts with a reported IOTN of 5	10	76	13.2%	19.0%	17.5%	16.7 %
% of concluded courses in receipt of dual-arch fixed appliances	37	56	66.1%	78.9%	70.3%	74.3%
% of concluded courses where treatment was abandoned or discontinued	4	56	7.1%	6.9%	8.3%	6.9%
% of patients satisfied with the treatment they have received	0	0	<i>N/A</i>	96.5%	96.1%	95.7%

\* Figures in italics indicate that the base number is less than 100.

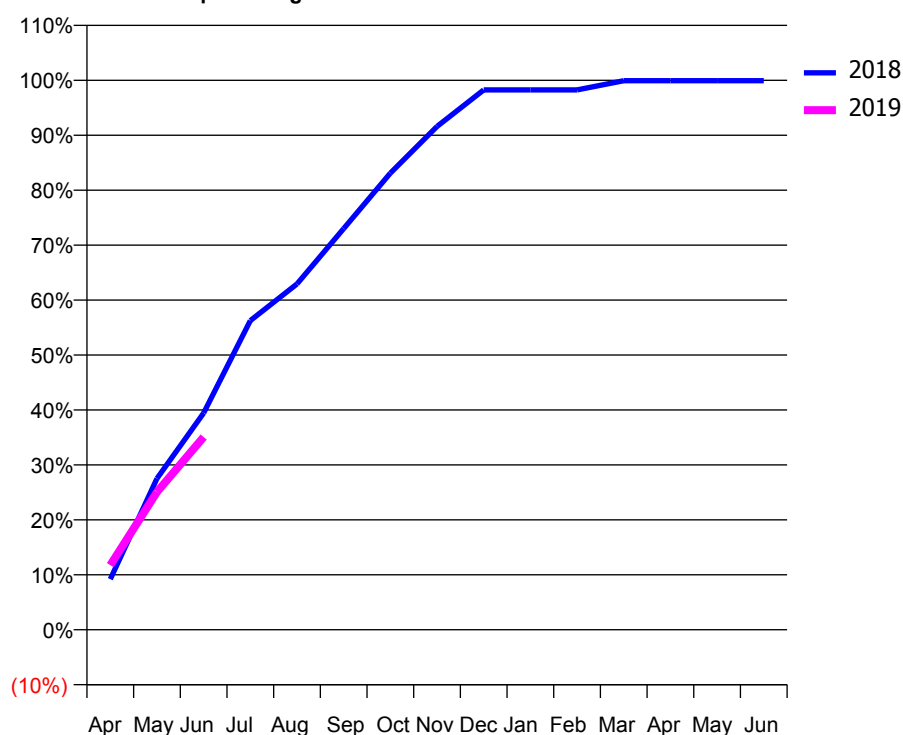
### Q56 - Vital Signs Orthodontic At a Glance Contract Report for 105171/0001 - June 2018

Name or company name	Gentle Dental Practices Ltd	18/19 Contracted general activity (UDA)	13,538
Contract type name	GDS Contract	Carry forward general activity (UDA)	0
Purpose of contract	General and Orthodontic	18/19 Contracted orthodontic activity (UOA)	1,260
Contract start date	01/06/2010	Carry forward orthodontic activity (UOA)	0
Contract end date		Baseline contract value	£404,712.54

ACCESS	Contract	England and Wales
24 month ratio of assessments to patient IDs	1.01	1.09

ACTIVITY	Contract
Contract assess and fit appliances (case starts) as a percentage of Area Team case starts	0.6 %

Cumulative percentage of contracted UOA delivered 2018 & 2019



Month	Adjusted Scheduled Activity (UOA)		
	2017	2018	2019
April	110	116	148
May	240	347	316
June	450	497	442
July	729	709	
August	771	793	
September	900	920	
October	985	1,047	
November	1,093	1,154	
December	1,160	1,238	
January	1,205	1,238	
February	1,249	1,238	
March	1,270	1,259	
April	1,270	1,259	
May	1,270	1,259	
June	1,270	1,259	

#### QUANTITY METRICS (rolling 12 month period)

	Contract Quantity	Contract Base Number	Contract *	Area Team	Region	England
% of all assessments that were assess and fit appliances (case starts)	57	64	89.1%	49.8%	57.8%	60.4%
% of all assessments that were assess and refuse	7	64	10.9%	13.4%	11.1%	11.4%
% of all assessments that were assess and review	0	64	0.0%	36.8%	31.1%	28.3%
% of case starts with a reported IOTN of 3 and Aesthetic Component of 5 or below	0	57	N/A	0.1%	0.1%	0.1%
% of case starts with a reported IOTN of 3 and Aesthetic Component of 6 or above	1	57	1.8%	5.1%	4.0%	4.0%
% of case starts with a reported IOTN of 4	46	57	80.7%	75.4%	76.4%	77.8%
% of case starts with a reported IOTN of 5	10	57	17.5%	19.0%	17.5%	16.7 %
% of concluded courses in receipt of dual-arch fixed appliances	49	57	86.0%	78.9%	70.3%	74.3%
% of concluded courses where treatment was abandoned or discontinued	4	57	7.0%	6.9%	8.3%	6.9%
% of patients satisfied with the treatment they have received	3	3	100.0%	96.5%	96.1%	95.7%

\* Figures in italics indicate that the base number is less than 100.



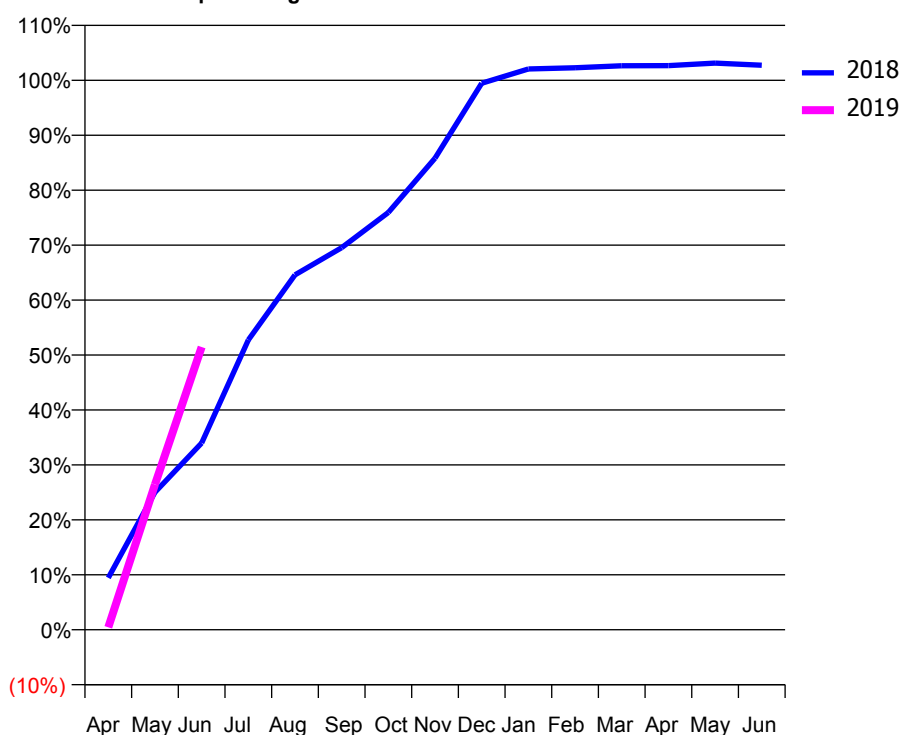
### Q56 - Vital Signs Orthodontic At a Glance Contract Report for 116483/0001 - June 2018

Name or company name	Mr Wadhvani & Mr Hirani	18/19 Contracted general activity (UDA)	0
Contract type name	PDS Contract	Carry forward general activity (UDA)	0
Purpose of contract	Orthodontic	18/19 Contracted orthodontic activity (UOA)	4,800
Contract start date	01/04/2013	Carry forward orthodontic activity (UOA)	0
Contract end date	31/03/2019	Baseline contract value	£301,429.89

ACCESS	Contract	England and Wales
24 month ratio of assessments to patient IDs	1.10	1.09

ACTIVITY	Contract
Contract assess and fit appliances (case starts) as a percentage of Area Team case starts	2.9 %

Cumulative percentage of contracted UOA delivered 2018 & 2019



Month	Adjusted Scheduled Activity (UOA)		
	2017	2018	2019
April	38	454	21
May	38	1,201	1,269
June	59	1,631	2,470
July	1,337	2,532	
August	1,493	3,100	
September	2,226	3,338	
October	2,787	3,645	
November	3,239	4,119	
December	3,794	4,774	
January	4,229	4,899	
February	4,797	4,909	
March	4,875	4,926	
April	4,900	4,928	
May	4,901	4,950	
June	4,903	4,931	

#### QUANTITY METRICS (rolling 12 month period)

	Contract Quantity	Contract Base Number	Contract *	Area Team	Region	England
% of all assessments that were assess and fit appliances (case starts)	269	460	58.5%	49.8%	57.8%	60.4%
% of all assessments that were assess and refuse	39	460	8.5%	13.4%	11.1%	11.4%
% of all assessments that were assess and review	152	460	33.0%	36.8%	31.1%	28.3%
% of case starts with a reported IOTN of 3 and Aesthetic Component of 5 or below	0	269	N/A	0.1%	0.1%	0.1%
% of case starts with a reported IOTN of 3 and Aesthetic Component of 6 or above	39	269	14.5%	5.1%	4.0%	4.0%
% of case starts with a reported IOTN of 4	170	269	63.2%	75.4%	76.4%	77.8%
% of case starts with a reported IOTN of 5	60	269	22.3%	19.0%	17.5%	16.7 %
% of concluded courses in receipt of dual-arch fixed appliances	29	235	12.3%	78.9%	70.3%	74.3%
% of concluded courses where treatment was abandoned or discontinued	32	235	13.6%	6.9%	8.3%	6.9%
% of patients satisfied with the treatment they have received	11	12	91.7%	96.5%	96.1%	95.7%

\* Figures in italics indicate that the base number is less than 100.

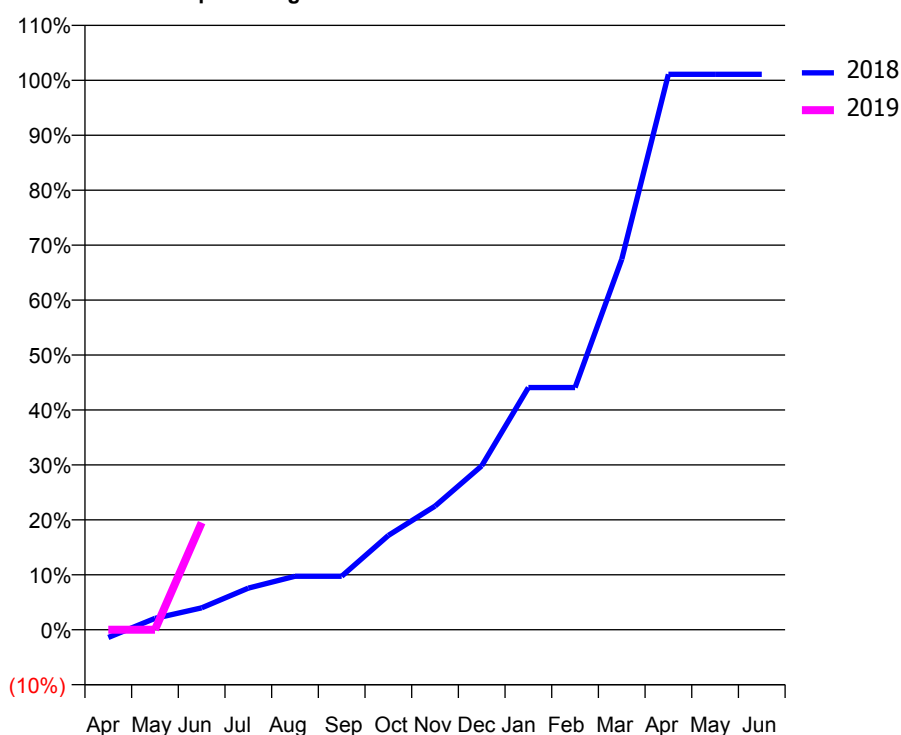
### Q56 - Vital Signs Orthodontic At a Glance Contract Report for 116483/0002 - June 2018

Name or company name	Mr Wadhvani & Mr Hirani	18/19 Contracted general activity (UDA)	0
Contract type name	PDS Contract	Carry forward general activity (UDA)	0
Purpose of contract	Orthodontic	18/19 Contracted orthodontic activity (UOA)	1,200
Contract start date	01/04/2013	Carry forward orthodontic activity (UOA)	0
Contract end date	31/03/2019	Baseline contract value	£75,357.47

ACCESS	Contract	England and Wales
24 month ratio of assessments to patient IDs	1.09	1.09

ACTIVITY	Contract
Contract assess and fit appliances (case starts) as a percentage of Area Team case starts	0.7 %

Cumulative percentage of contracted UOA delivered 2018 & 2019



Month	Adjusted Scheduled Activity (UOA)		
	2017	2018	2019
April	0	-17	0
May	63	25	0
June	85	48	234
July	148	91	
August	195	117	
September	195	117	
October	321	206	
November	427	270	
December	471	358	
January	576	529	
February	790	529	
March	987	809	
April	1,183	1,213	
May	1,183	1,213	
June	1,183	1,213	

#### QUANTITY METRICS (rolling 12 month period)

	Contract Quantity	Contract Base Number	Contract *	Area Team	Region	England
% of all assessments that were assess and fit appliances (case starts)	68	109	62.4%	49.8%	57.8%	60.4%
% of all assessments that were assess and refuse	7	109	6.4%	13.4%	11.1%	11.4%
% of all assessments that were assess and review	34	109	31.2%	36.8%	31.1%	28.3%
% of case starts with a reported IOTN of 3 and Aesthetic Component of 5 or below	0	68	<i>N/A</i>	0.1%	0.1%	0.1%
% of case starts with a reported IOTN of 3 and Aesthetic Component of 6 or above	9	68	13.2%	5.1%	4.0%	4.0%
% of case starts with a reported IOTN of 4	42	68	61.8%	75.4%	76.4%	77.8%
% of case starts with a reported IOTN of 5	15	68	22.1%	19.0%	17.5%	16.7 %
% of concluded courses in receipt of dual-arch fixed appliances	3	29	10.3%	78.9%	70.3%	74.3%
% of concluded courses where treatment was abandoned or discontinued	6	29	20.7%	6.9%	8.3%	6.9%
% of patients satisfied with the treatment they have received	3	4	75.0%	96.5%	96.1%	95.7%

\* Figures in italics indicate that the base number is less than 100.

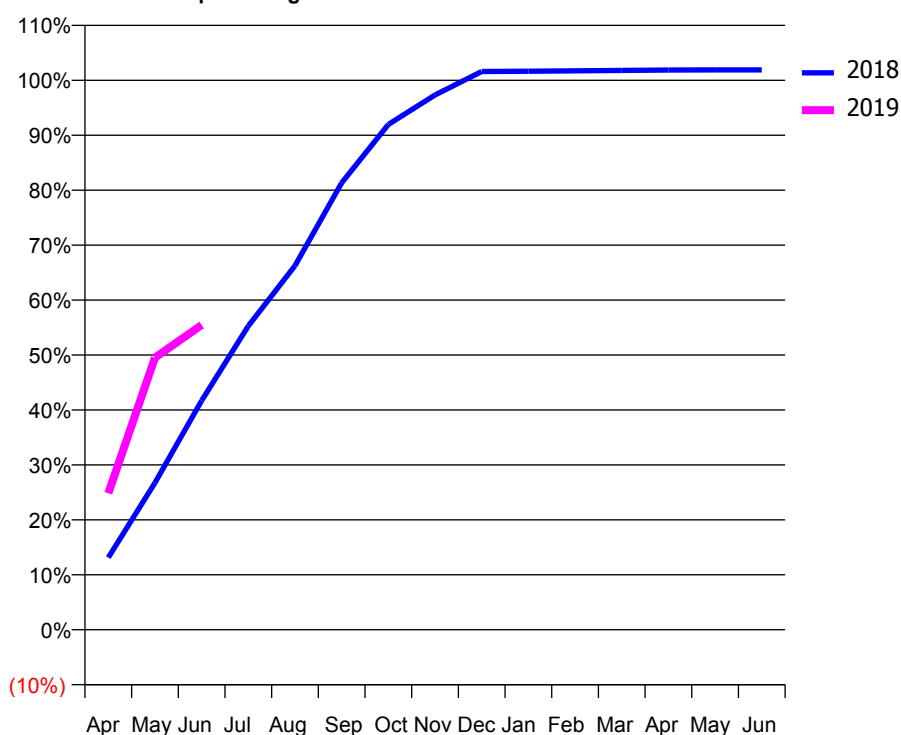
### Q56 - Vital Signs Orthodontic At a Glance Contract Report for 118036/0001 - June 2018

Name or company name	DU TOIT & BURGER PARTNERSHIP (IPSWICH) LT	18/19 Contracted general activity (UDA)	42,501
Contract type name	GDS Contract	Carry forward general activity (UDA)	0
Purpose of contract	General and Orthodontic	18/19 Contracted orthodontic activity (UOA)	7,184
Contract start date	01/04/2007	Carry forward orthodontic activity (UOA)	0
Contract end date		Baseline contract value	£1,455,605.56

ACCESS	Contract	England and Wales
24 month ratio of assessments to patient IDs	1.09	1.09

ACTIVITY	Contract
Contract assess and fit appliances (case starts) as a percentage of Area Team case starts	4.3 %

Cumulative percentage of contracted UOA delivered 2018 & 2019



Month	Adjusted Scheduled Activity (UOA)		
	2017	2018	2019
April	924	944	1,785
May	1,833	1,922	3,557
June	2,681	2,996	3,984
July	3,829	3,972	
August	4,345	4,761	
September	4,669	5,843	
October	5,685	6,606	
November	6,507	6,992	
December	7,314	7,298	
January	7,337	7,302	
February	7,346	7,308	
March	7,359	7,312	
April	7,362	7,317	
May	7,363	7,319	
June	7,363	7,319	

#### QUANTITY METRICS (rolling 12 month period)

	Contract Quantity	Contract Base Number	Contract *	Area Team	Region	England
% of all assessments that were assess and fit appliances (case starts)	396	472	83.9%	49.8%	57.8%	60.4%
% of all assessments that were assess and refuse	34	472	7.2%	13.4%	11.1%	11.4%
% of all assessments that were assess and review	42	472	8.9%	36.8%	31.1%	28.3%
% of case starts with a reported IOTN of 3 and Aesthetic Component of 5 or below	0	396	N/A	0.1%	0.1%	0.1%
% of case starts with a reported IOTN of 3 and Aesthetic Component of 6 or above	4	396	1.0%	5.1%	4.0%	4.0%
% of case starts with a reported IOTN of 4	284	396	71.7%	75.4%	76.4%	77.8%
% of case starts with a reported IOTN of 5	108	396	27.3%	19.0%	17.5%	16.7 %
% of concluded courses in receipt of dual-arch fixed appliances	251	337	74.5%	78.9%	70.3%	74.3%
% of concluded courses where treatment was abandoned or discontinued	23	337	6.8%	6.9%	8.3%	6.9%
% of patients satisfied with the treatment they have received	11	11	100.0%	96.5%	96.1%	95.7%

\* Figures in italics indicate that the base number is less than 100.

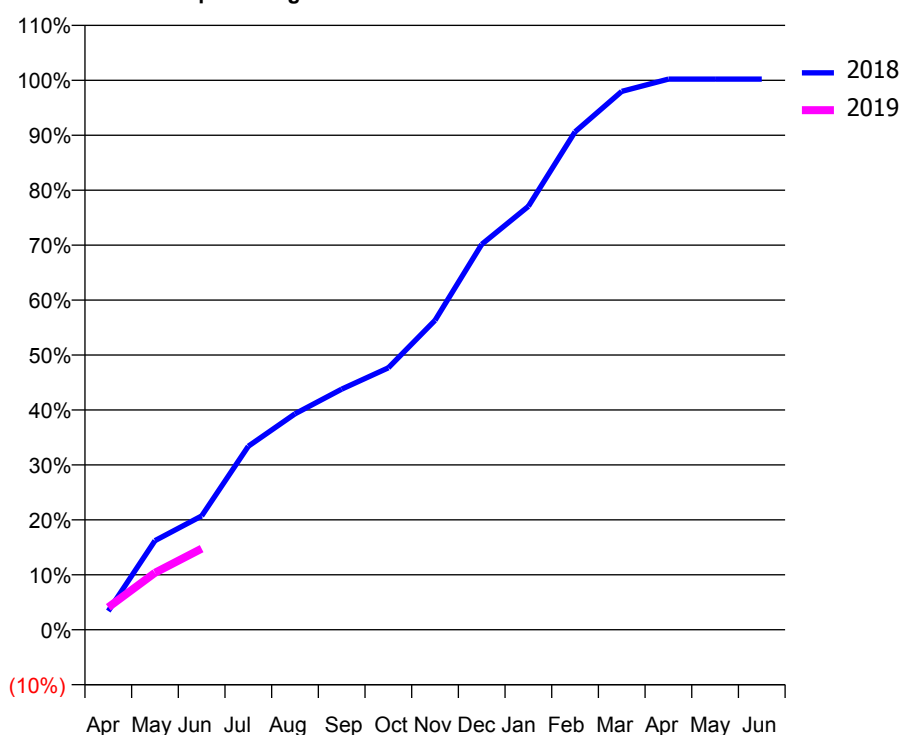
### Q56 - Vital Signs Orthodontic At a Glance Contract Report for 122521/0001 - June 2018

Name or company name	Portman Healthcare	18/19 Contracted general activity (UDA)	0
Contract type name	PDS Contract	Carry forward general activity (UDA)	0
Purpose of contract	Orthodontic	18/19 Contracted orthodontic activity (UOA)	11,474
Contract start date	01/04/2011	Carry forward orthodontic activity (UOA)	0
Contract end date	31/03/2019	Baseline contract value	£699,594.11

ACCESS	Contract	England and Wales
24 month ratio of assessments to patient IDs	1.16	1.09

ACTIVITY	Contract
Contract assess and fit appliances (case starts) as a percentage of Area Team case starts	5.2 %

Cumulative percentage of contracted UOA delivered 2018 & 2019



Month	Adjusted Scheduled Activity (UOA)		
	2017	2018	2019
April	1,261	390	470
May	2,080	1,861	1,191
June	4,172	2,377	1,695
July	6,153	3,834	
August	7,341	4,508	
September	7,512	5,025	
October	7,829	5,471	
November	7,899	6,460	
December	8,678	8,048	
January	9,203	8,843	
February	10,292	10,399	
March	11,371	11,243	
April	11,497	11,499	
May	11,497	11,499	
June	11,497	11,499	

#### QUANTITY METRICS (rolling 12 month period)

	Contract Quantity	Contract Base Number	Contract *	Area Team	Region	England
% of all assessments that were assess and fit appliances (case starts)	482	1,233	39.1%	49.8%	57.8%	60.4%
% of all assessments that were assess and refuse	178	1,233	14.4%	13.4%	11.1%	11.4%
% of all assessments that were assess and review	573	1,233	46.5%	36.8%	31.1%	28.3%
% of case starts with a reported IOTN of 3 and Aesthetic Component of 5 or below	0	482	N/A	0.1%	0.1%	0.1%
% of case starts with a reported IOTN of 3 and Aesthetic Component of 6 or above	26	482	5.4%	5.1%	4.0%	4.0%
% of case starts with a reported IOTN of 4	358	482	74.3%	75.4%	76.4%	77.8%
% of case starts with a reported IOTN of 5	98	482	20.3%	19.0%	17.5%	16.7 %
% of concluded courses in receipt of dual-arch fixed appliances	467	527	88.6%	78.9%	70.3%	74.3%
% of concluded courses where treatment was abandoned or discontinued	33	527	6.3%	6.9%	8.3%	6.9%
% of patients satisfied with the treatment they have received	11	13	84.6%	96.5%	96.1%	95.7%

\* Figures in italics indicate that the base number is less than 100.

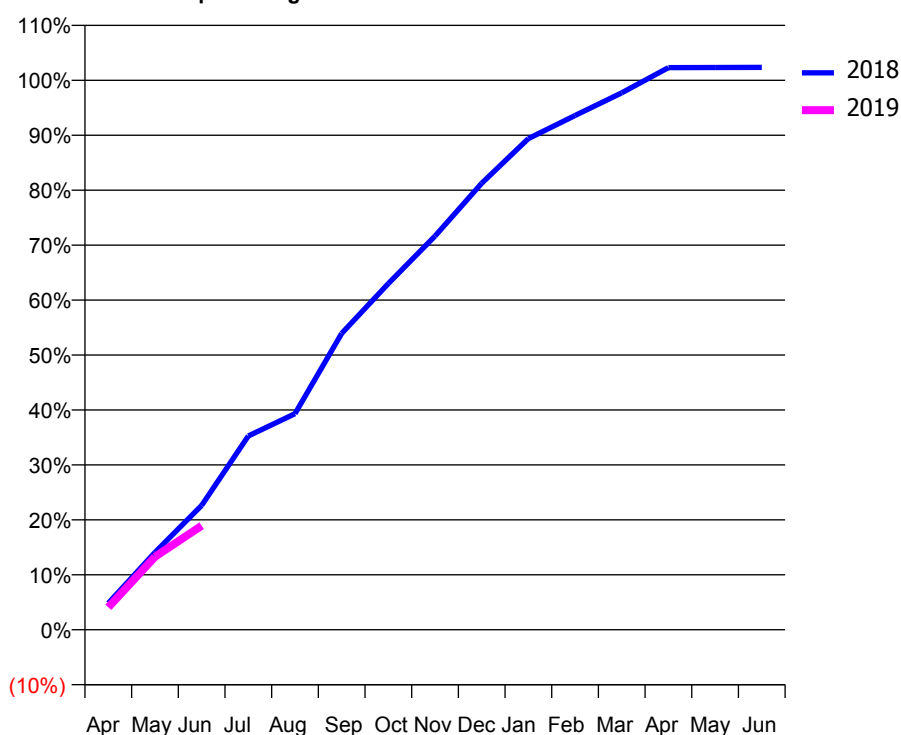
### Q56 - Vital Signs Orthodontic At a Glance Contract Report for 123889/0001 - June 2018

Name or company name	Graham Best Limited	18/19 Contracted general activity (UDA)	0
Contract type name	PDS Contract	Carry forward general activity (UDA)	0
Purpose of contract	Orthodontic	18/19 Contracted orthodontic activity (UOA)	4,200
Contract start date	01/06/2011	Carry forward orthodontic activity (UOA)	0
Contract end date	31/03/2019	Baseline contract value	£255,320.73

ACCESS	Contract	England and Wales
24 month ratio of assessments to patient IDs	1.01	1.09

ACTIVITY	Contract
Contract assess and fit appliances (case starts) as a percentage of Area Team case starts	2.2 %

Cumulative percentage of contracted UOA delivered 2018 & 2019



Month	Adjusted Scheduled Activity (UOA)		
	2017	2018	2019
April	374	203	172
May	1,067	592	558
June	1,469	950	795
July	2,169	1,481	
August	2,571	1,652	
September	2,761	2,265	
October	3,270	2,646	
November	3,569	3,009	
December	3,780	3,413	
January	3,920	3,754	
February	4,198	3,931	
March	4,249	4,104	
April	4,272	4,296	
May	4,273	4,297	
June	4,273	4,299	

#### QUANTITY METRICS (rolling 12 month period)

	Contract Quantity	Contract Base Number	Contract *	Area Team	Region	England
% of all assessments that were assess and fit appliances (case starts)	204	248	82.3%	49.8%	57.8%	60.4%
% of all assessments that were assess and refuse	35	248	14.1%	13.4%	11.1%	11.4%
% of all assessments that were assess and review	9	248	3.6%	36.8%	31.1%	28.3%
% of case starts with a reported IOTN of 3 and Aesthetic Component of 5 or below	0	204	N/A	0.1%	0.1%	0.1%
% of case starts with a reported IOTN of 3 and Aesthetic Component of 6 or above	6	204	2.9%	5.1%	4.0%	4.0%
% of case starts with a reported IOTN of 4	137	204	67.2%	75.4%	76.4%	77.8%
% of case starts with a reported IOTN of 5	58	204	28.4%	19.0%	17.5%	16.7 %
% of concluded courses in receipt of dual-arch fixed appliances	164	182	90.1%	78.9%	70.3%	74.3%
% of concluded courses where treatment was abandoned or discontinued	4	182	2.2%	6.9%	8.3%	6.9%
% of patients satisfied with the treatment they have received	7	7	100.0%	96.5%	96.1%	95.7%

\* Figures in italics indicate that the base number is less than 100.

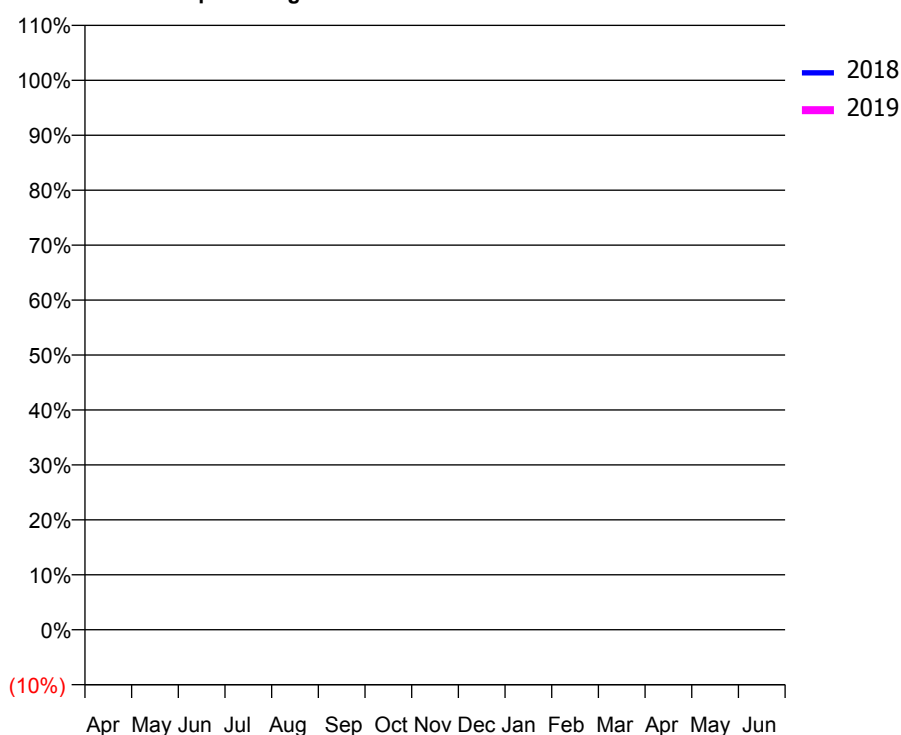
### Q56 - Vital Signs Orthodontic At a Glance Contract Report for 124230/0001 - June 2018

Name or company name	Kenneth Ng Surgery Ltd	18/19 Contracted general activity (UDA)	9,340
Contract type name	GDS Contract	Carry forward general activity (UDA)	0
Purpose of contract	General and Orthodontic	18/19 Contracted orthodontic activity (UOA)	0
Contract start date	01/08/2008	Carry forward orthodontic activity (UOA)	0
Contract end date		Baseline contract value	£245,198.10

ACCESS	Contract	England and Wales
24 month ratio of assessments to patient IDs	1.17	1.09

ACTIVITY	Contract
Contract assess and fit appliances (case starts) as a percentage of Area Team case starts	0.1 %

Cumulative percentage of contracted UOA delivered 2018 & 2019



Month	Adjusted Scheduled Activity (UOA)		
	2017	2018	2019
April	0	1	1
May	48	24	1
June	51	46	2
July	55	50	
August	55	98	
September	99	99	
October	102	120	
November	124	130	
December	124	175	
January	124	200	
February	124	203	
March	125	204	
April	127	207	
May	127	207	
June	127	207	

#### QUANTITY METRICS (rolling 12 month period)

	Contract Quantity	Contract Base Number	Contract *	Area Team	Region	England
% of all assessments that were assess and fit appliances (case starts)	7	44	15.9%	49.8%	57.8%	60.4%
% of all assessments that were assess and refuse	0	44	0.0%	13.4%	11.1%	11.4%
% of all assessments that were assess and review	37	44	84.1%	36.8%	31.1%	28.3%
% of case starts with a reported IOTN of 3 and Aesthetic Component of 5 or below	0	7	N/A	0.1%	0.1%	0.1%
% of case starts with a reported IOTN of 3 and Aesthetic Component of 6 or above	0	7	N/A	5.1%	4.0%	4.0%
% of case starts with a reported IOTN of 4	5	7	71.4%	75.4%	76.4%	77.8%
% of case starts with a reported IOTN of 5	2	7	28.6%	19.0%	17.5%	16.7 %
% of concluded courses in receipt of dual-arch fixed appliances	0	3	N/A	78.9%	70.3%	74.3%
% of concluded courses where treatment was abandoned or discontinued	0	3	0.0%	6.9%	8.3%	6.9%
% of patients satisfied with the treatment they have received	0	0	N/A	96.5%	96.1%	95.7%

\* Figures in italics indicate that the base number is less than 100.

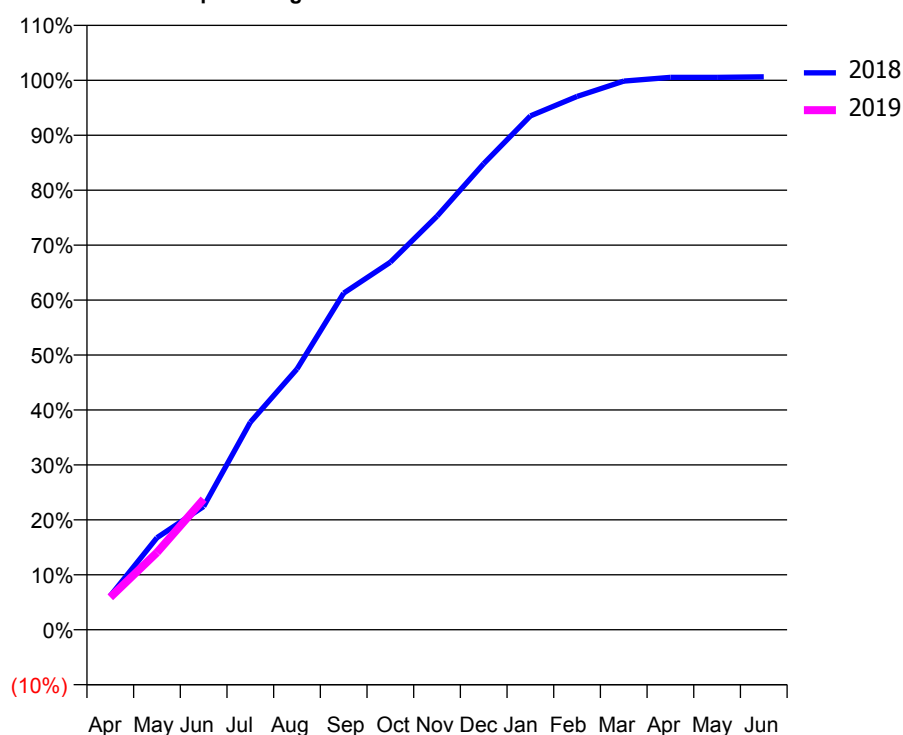
### Q56 - Vital Signs Orthodontic At a Glance Contract Report for 132306/0001 - June 2018

Name or company name	Anglia Orthodontics	18/19 Contracted general activity (UDA)	0
Contract type name	PDS Contract	Carry forward general activity (UDA)	0
Purpose of contract	Orthodontic	18/19 Contracted orthodontic activity (UOA)	20,512
Contract start date	01/04/2007	Carry forward orthodontic activity (UOA)	0
Contract end date	31/03/2019	Baseline contract value	£1,288,110.41

ACCESS	Contract	England and Wales
24 month ratio of assessments to patient IDs	1.01	1.09

ACTIVITY	Contract
Contract assess and fit appliances (case starts) as a percentage of Area Team case starts	10.8 %

Cumulative percentage of contracted UOA delivered 2018 & 2019



Month	Adjusted Scheduled Activity (UOA)		
	2017	2018	2019
April	152	1,265	1,210
May	3,332	3,437	2,885
June	3,564	4,604	4,876
July	7,249	7,750	
August	8,424	9,734	
September	9,953	12,564	
October	11,423	13,721	
November	13,429	15,438	
December	15,561	17,399	
January	17,050	19,181	
February	18,453	19,907	
March	20,160	20,479	
April	20,680	20,618	
May	20,701	20,618	
June	20,785	20,639	

#### QUANTITY METRICS (rolling 12 month period)

	Contract Quantity	Contract Base Number	Contract *	Area Team	Region	England
% of all assessments that were assess and fit appliances (case starts)	1,001	1,341	74.6%	49.8%	57.8%	60.4%
% of all assessments that were assess and refuse	318	1,341	23.7%	13.4%	11.1%	11.4%
% of all assessments that were assess and review	22	1,341	1.6%	36.8%	31.1%	28.3%
% of case starts with a reported IOTN of 3 and Aesthetic Component of 5 or below	2	1,001	0.2%	0.1%	0.1%	0.1%
% of case starts with a reported IOTN of 3 and Aesthetic Component of 6 or above	29	1,001	2.9%	5.1%	4.0%	4.0%
% of case starts with a reported IOTN of 4	806	1,001	80.5%	75.4%	76.4%	77.8%
% of case starts with a reported IOTN of 5	162	1,001	16.2%	19.0%	17.5%	16.7%
% of concluded courses in receipt of dual-arch fixed appliances	783	854	91.7%	78.9%	70.3%	74.3%
% of concluded courses where treatment was abandoned or discontinued	40	854	4.7%	6.9%	8.3%	6.9%
% of patients satisfied with the treatment they have received	27	27	100.0%	96.5%	96.1%	95.7%

\* Figures in italics indicate that the base number is less than 100.

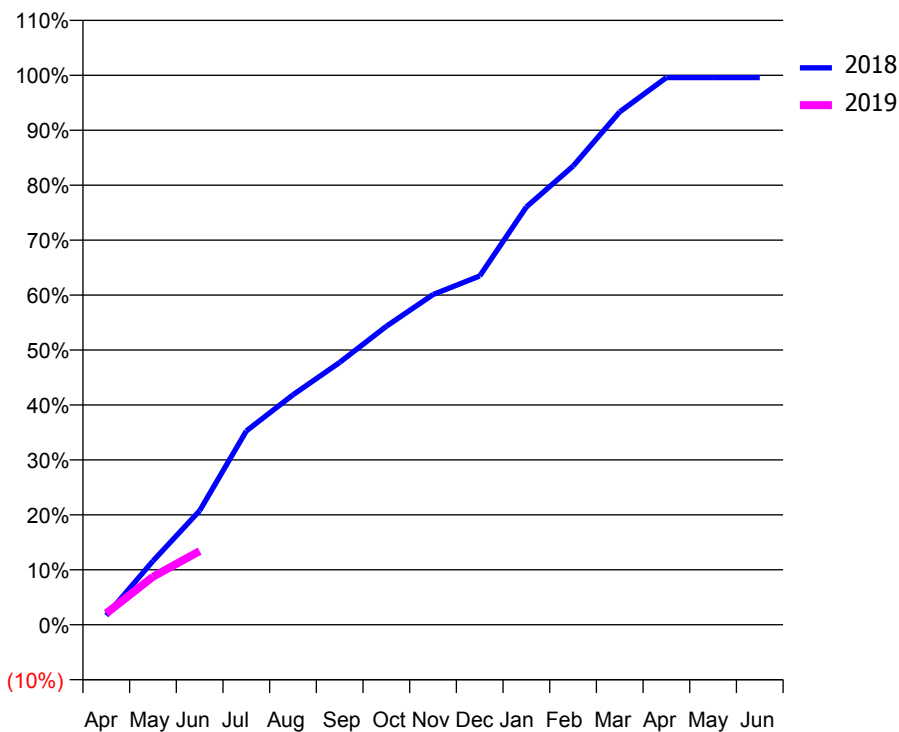
### Q56 - Vital Signs Orthodontic At a Glance Contract Report for 132306/0003 - June 2018

Name or company name	Anglia Orthodontics	18/19 Contracted general activity (UDA)	0
Contract type name	PDS Contract	Carry forward general activity (UDA)	0
Purpose of contract	Orthodontic	18/19 Contracted orthodontic activity (UOA)	5,128
Contract start date	01/04/2013	Carry forward orthodontic activity (UOA)	0
Contract end date	31/03/2019	Baseline contract value	£322,027.60

ACCESS	Contract	England and Wales
24 month ratio of assessments to patient IDs	1.04	1.09

ACTIVITY	Contract
Contract assess and fit appliances (case starts) as a percentage of Area Team case starts	2.5 %

Cumulative percentage of contracted UOA delivered 2018 & 2019



Month	Adjusted Scheduled Activity (UOA)		
	2017	2018	2019
April	-26	86	106
May	952	595	449
June	952	1,065	687
July	2,085	1,809	
August	2,455	2,146	
September	2,778	2,448	
October	3,063	2,786	
November	3,713	3,082	
December	3,950	3,255	
January	4,472	3,899	
February	4,728	4,280	
March	4,986	4,786	
April	5,177	5,106	
May	5,177	5,106	
June	5,198	5,106	

#### QUANTITY METRICS (rolling 12 month period)

	Contract Quantity	Contract Base Number	Contract *	Area Team	Region	England
% of all assessments that were assess and fit appliances (case starts)	232	280	82.9%	49.8%	57.8%	60.4%
% of all assessments that were assess and refuse	28	280	10.0%	13.4%	11.1%	11.4%
% of all assessments that were assess and review	20	280	7.1%	36.8%	31.1%	28.3%
% of case starts with a reported IOTN of 3 and Aesthetic Component of 5 or below	0	232	N/A	0.1%	0.1%	0.1%
% of case starts with a reported IOTN of 3 and Aesthetic Component of 6 or above	1	232	0.4%	5.1%	4.0%	4.0%
% of case starts with a reported IOTN of 4	191	232	82.3%	75.4%	76.4%	77.8%
% of case starts with a reported IOTN of 5	36	232	15.5%	19.0%	17.5%	16.7 %
% of concluded courses in receipt of dual-arch fixed appliances	228	258	88.4%	78.9%	70.3%	74.3%
% of concluded courses where treatment was abandoned or discontinued	19	258	7.4%	6.9%	8.3%	6.9%
% of patients satisfied with the treatment they have received	4	4	100.0%	96.5%	96.1%	95.7%

\* Figures in italics indicate that the base number is less than 100.



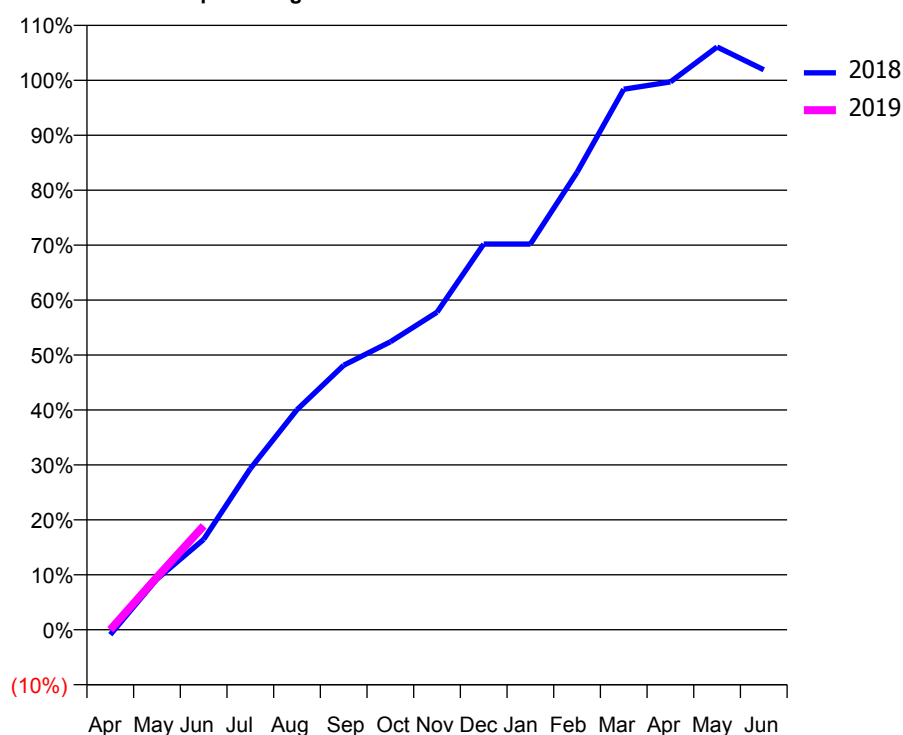
### Q56 - Vital Signs Orthodontic At a Glance Contract Report for 133582/0001 - June 2018

Name or company name	Dr Horan & Dr Simkiene	18/19 Contracted general activity (UDA)	15,998
Contract type name	GDS Contract	Carry forward general activity (UDA)	0
Purpose of contract	General and Orthodontic	18/19 Contracted orthodontic activity (UOA)	4,054
Contract start date	01/05/2013	Carry forward orthodontic activity (UOA)	0
Contract end date		Baseline contract value	£603,376.67

ACCESS	Contract	England and Wales
24 month ratio of assessments to patient IDs	1.69	1.09

ACTIVITY	Contract
Contract assess and fit appliances (case starts) as a percentage of Area Team case starts	2.1 %

Cumulative percentage of contracted UOA delivered 2018 & 2019



Month	Adjusted Scheduled Activity (UOA)		
	2017	2018	2019
April	0	-37	0
May	999	374	388
June	1,093	667	767
July	1,618	1,189	
August	1,846	1,624	
September	2,317	1,951	
October	2,317	2,124	
November	2,788	2,343	
December	3,222	2,846	
January	3,359	2,846	
February	3,967	3,375	
March	3,967	3,988	
April	3,967	4,042	
May	3,996	4,300	
June	4,017	4,131	

#### QUANTITY METRICS (rolling 12 month period)

	Contract Quantity	Contract Base Number	Contract *	Area Team	Region	England
% of all assessments that were assess and fit appliances (case starts)	196	480	40.8%	49.8%	57.8%	60.4%
% of all assessments that were assess and refuse	8	480	1.7%	13.4%	11.1%	11.4%
% of all assessments that were assess and review	276	480	57.5%	36.8%	31.1%	28.3%
% of case starts with a reported IOTN of 3 and Aesthetic Component of 5 or below	0	196	N/A	0.1%	0.1%	0.1%
% of case starts with a reported IOTN of 3 and Aesthetic Component of 6 or above	0	196	N/A	5.1%	4.0%	4.0%
% of case starts with a reported IOTN of 4	145	196	74.0%	75.4%	76.4%	77.8%
% of case starts with a reported IOTN of 5	51	196	26.0%	19.0%	17.5%	16.7 %
% of concluded courses in receipt of dual-arch fixed appliances	126	167	75.4%	78.9%	70.3%	74.3%
% of concluded courses where treatment was abandoned or discontinued	35	167	21.0%	6.9%	8.3%	6.9%
% of patients satisfied with the treatment they have received	3	3	100.0%	96.5%	96.1%	95.7%

\* Figures in italics indicate that the base number is less than 100.

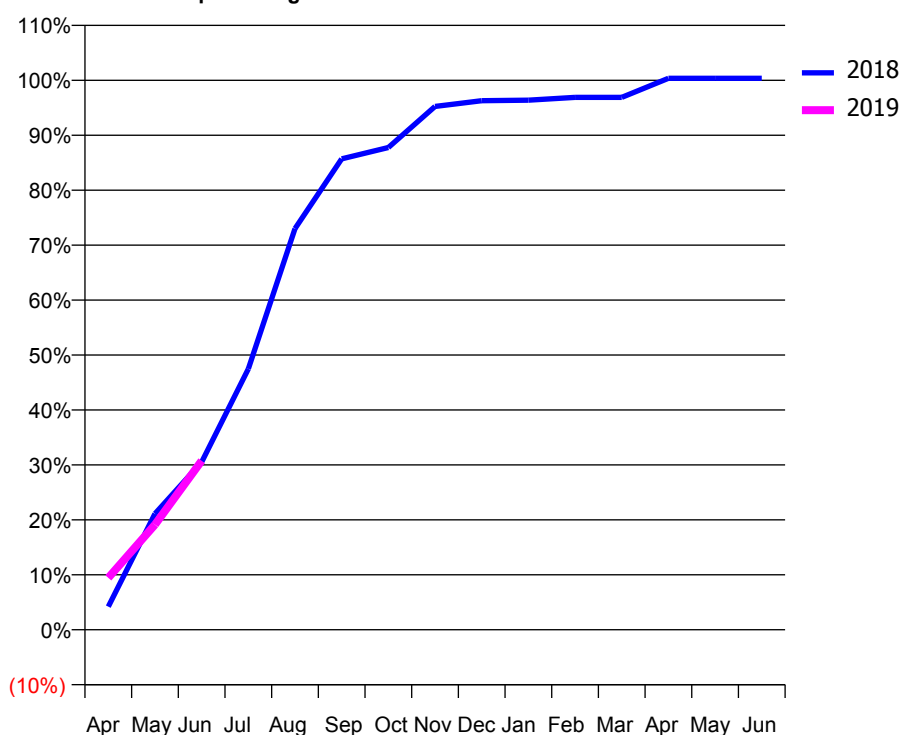
### Q56 - Vital Signs Orthodontic At a Glance Contract Report for 157635/0001 - June 2018

Name or company name	Friars Street Dental Ltd	18/19 Contracted general activity (UDA)	2,500
Contract type name	GDS Contract	Carry forward general activity (UDA)	0
Purpose of contract	General and Orthodontic	18/19 Contracted orthodontic activity (UOA)	2,022
Contract start date	01/11/2015	Carry forward orthodontic activity (UOA)	0
Contract end date		Baseline contract value	£186,107.00

ACCESS	Contract	England and Wales
24 month ratio of assessments to patient IDs	1.03	1.09

ACTIVITY	Contract
Contract assess and fit appliances (case starts) as a percentage of Area Team case starts	1.0 %

Cumulative percentage of contracted UOA delivered 2018 & 2019



Month	Adjusted Scheduled Activity (UOA)		
	2017	2018	2019
April	149	85	191
May	256	427	387
June	428	617	622
July	707	960	
August	927	1,476	
September	1,053	1,733	
October	1,117	1,775	
November	1,244	1,926	
December	1,503	1,947	
January	1,756	1,949	
February	2,002	1,959	
March	2,065	1,959	
April	2,131	2,029	
May	2,131	2,029	
June	2,131	2,029	

#### QUANTITY METRICS (rolling 12 month period)

	Contract Quantity	Contract Base Number	Contract *	Area Team	Region	England
% of all assessments that were assess and fit appliances (case starts)	95	147	64.6%	49.8%	57.8%	60.4%
% of all assessments that were assess and refuse	17	147	11.6%	13.4%	11.1%	11.4%
% of all assessments that were assess and review	35	147	23.8%	36.8%	31.1%	28.3%
% of case starts with a reported IOTN of 3 and Aesthetic Component of 5 or below	0	95	<i>N/A</i>	0.1%	0.1%	0.1%
% of case starts with a reported IOTN of 3 and Aesthetic Component of 6 or above	0	95	<i>N/A</i>	5.1%	4.0%	4.0%
% of case starts with a reported IOTN of 4	81	95	85.3%	75.4%	76.4%	77.8%
% of case starts with a reported IOTN of 5	13	95	13.7%	19.0%	17.5%	16.7 %
% of concluded courses in receipt of dual-arch fixed appliances	0	101	<i>N/A</i>	78.9%	70.3%	74.3%
% of concluded courses where treatment was abandoned or discontinued	2	101	2.0%	6.9%	8.3%	6.9%
% of patients satisfied with the treatment they have received	6	6	100.0%	96.5%	96.1%	95.7%

\* Figures in italics indicate that the base number is less than 100.

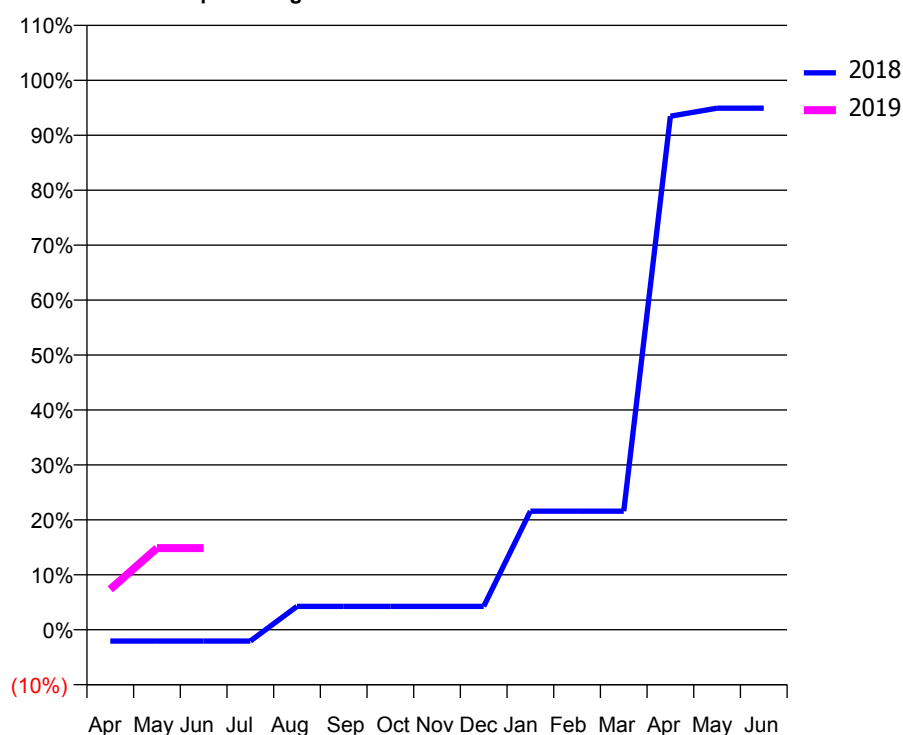
### Q56 - Vital Signs Orthodontic At a Glance Contract Report for 157872/0001 - June 2018

Name or company name	St Marks Orthodontics	18/19 Contracted general activity (UDA)	0
Contract type name	PDS Contract	Carry forward general activity (UDA)	0
Purpose of contract	Orthodontic	18/19 Contracted orthodontic activity (UOA)	1,454
Contract start date	19/08/2013	Carry forward orthodontic activity (UOA)	0
Contract end date	31/03/2019	Baseline contract value	£88,910.12

ACCESS	Contract	England and Wales
24 month ratio of assessments to patient IDs	1.05	1.09

ACTIVITY	Contract
Contract assess and fit appliances (case starts) as a percentage of Area Team case starts	0.9 %

Cumulative percentage of contracted UOA delivered 2018 & 2019



Month	Adjusted Scheduled Activity (UOA)		
	2017	2018	2019
April	3	-30	107
May	4	-30	216
June	48	-30	216
July	49	-30	
August	136	62	
September	169	62	
October	169	62	
November	238	62	
December	301	62	
January	301	314	
February	559	314	
March	857	314	
April	1,403	1,359	
May	1,403	1,380	
June	1,403	1,380	

#### QUANTITY METRICS (rolling 12 month period)

	Contract Quantity	Contract Base Number	Contract *	Area Team	Region	England
% of all assessments that were assess and fit appliances (case starts)	80	96	83.3%	49.8%	57.8%	60.4%
% of all assessments that were assess and refuse	0	96	0.0%	13.4%	11.1%	11.4%
% of all assessments that were assess and review	16	96	16.7%	36.8%	31.1%	28.3%
% of case starts with a reported IOTN of 3 and Aesthetic Component of 5 or below	0	80	N/A	0.1%	0.1%	0.1%
% of case starts with a reported IOTN of 3 and Aesthetic Component of 6 or above	1	80	1.3%	5.1%	4.0%	4.0%
% of case starts with a reported IOTN of 4	69	80	86.3%	75.4%	76.4%	77.8%
% of case starts with a reported IOTN of 5	10	80	12.5%	19.0%	17.5%	16.7 %
% of concluded courses in receipt of dual-arch fixed appliances	0	1	N/A	78.9%	70.3%	74.3%
% of concluded courses where treatment was abandoned or discontinued	0	1	0.0%	6.9%	8.3%	6.9%
% of patients satisfied with the treatment they have received	1	1	100.0%	96.5%	96.1%	95.7%

\* Figures in italics indicate that the base number is less than 100.

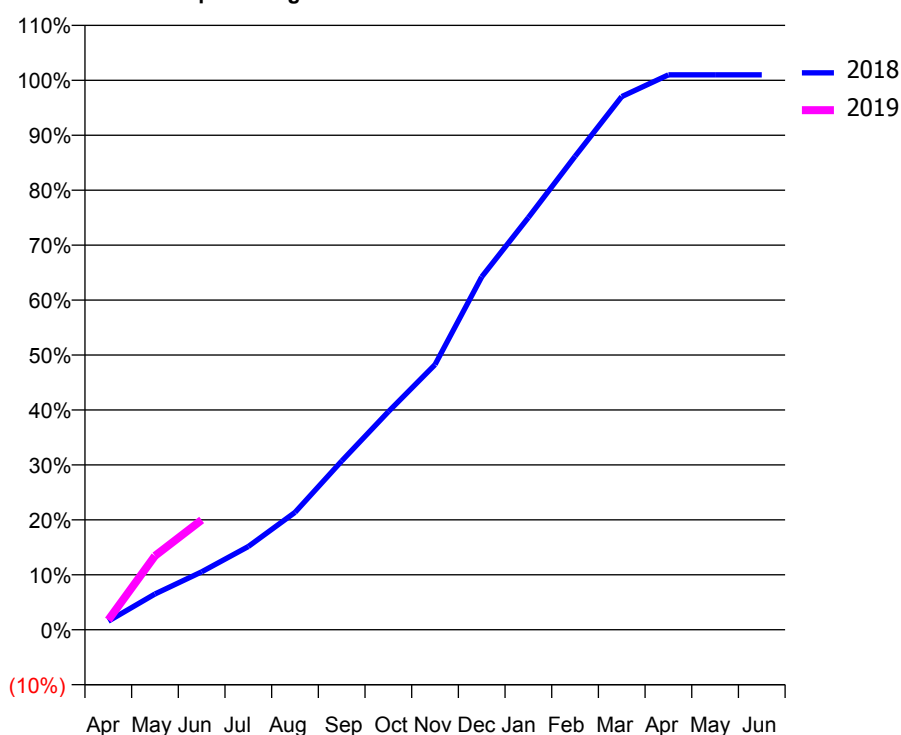
### Q56 - Vital Signs Orthodontic At a Glance Contract Report for 163325/0001 - June 2018

Name or company name	Campbell Huber Orthodontists	18/19 Contracted general activity (UDA)	0
Contract type name	PDS Contract	Carry forward general activity (UDA)	0
Purpose of contract	Orthodontic	18/19 Contracted orthodontic activity (UOA)	4,781
Contract start date	01/04/2009	Carry forward orthodontic activity (UOA)	0
Contract end date	31/03/2019	Baseline contract value	£296,618.15

ACCESS	Contract	England and Wales
24 month ratio of assessments to patient IDs	1.27	1.09

ACTIVITY	Contract
Contract assess and fit appliances (case starts) as a percentage of Area Team case starts	2.5 %

Cumulative percentage of contracted UOA delivered 2018 & 2019



Month	Adjusted Scheduled Activity (UOA)		
	2017	2018	2019
April	94	75	85
May	145	312	643
June	493	504	956
July	780	724	
August	1,089	1,022	
September	1,415	1,468	
October	2,012	1,897	
November	2,437	2,307	
December	2,921	3,070	
January	3,463	3,587	
February	3,884	4,119	
March	4,028	4,639	
April	4,077	4,828	
May	4,833	4,828	
June	4,833	4,828	

#### QUANTITY METRICS (rolling 12 month period)

	Contract Quantity	Contract Base Number	Contract *	Area Team	Region	England
% of all assessments that were assess and fit appliances (case starts)	230	727	31.6%	49.8%	57.8%	60.4%
% of all assessments that were assess and refuse	122	727	16.8%	13.4%	11.1%	11.4%
% of all assessments that were assess and review	375	727	51.6%	36.8%	31.1%	28.3%
% of case starts with a reported IOTN of 3 and Aesthetic Component of 5 or below	0	230	N/A	0.1%	0.1%	0.1%
% of case starts with a reported IOTN of 3 and Aesthetic Component of 6 or above	65	230	28.3%	5.1%	4.0%	4.0%
% of case starts with a reported IOTN of 4	131	230	57.0%	75.4%	76.4%	77.8%
% of case starts with a reported IOTN of 5	33	230	14.3%	19.0%	17.5%	16.7 %
% of concluded courses in receipt of dual-arch fixed appliances	168	206	81.6%	78.9%	70.3%	74.3%
% of concluded courses where treatment was abandoned or discontinued	27	206	13.1%	6.9%	8.3%	6.9%
% of patients satisfied with the treatment they have received	2	2	100.0%	96.5%	96.1%	95.7%

\* Figures in italics indicate that the base number is less than 100.

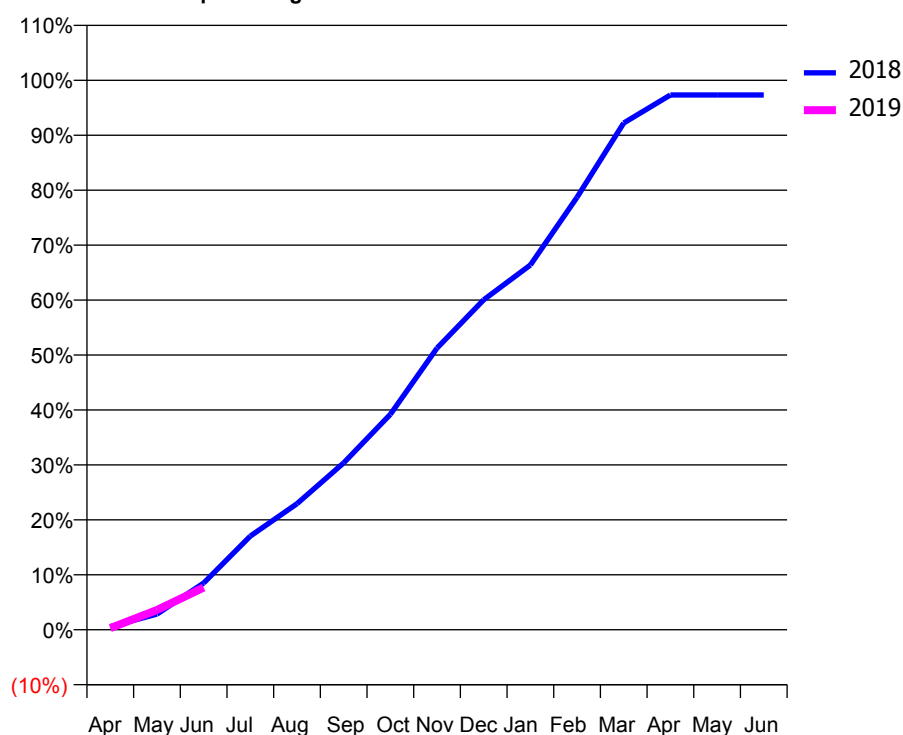
### Q56 - Vital Signs Orthodontic At a Glance Contract Report for 163325/0002 - June 2018

Name or company name	Campbell Huber Orthodontists	18/19 Contracted general activity (UDA)	0
Contract type name	PDS Contract	Carry forward general activity (UDA)	0
Purpose of contract	Orthodontic	18/19 Contracted orthodontic activity (UOA)	4,075
Contract start date	01/09/2009	Carry forward orthodontic activity (UOA)	0
Contract end date	31/08/2019	Baseline contract value	£265,213.26

ACCESS	Contract	England and Wales
24 month ratio of assessments to patient IDs	1.29	1.09

ACTIVITY	Contract
Contract assess and fit appliances (case starts) as a percentage of Area Team case starts	1.8 %

Cumulative percentage of contracted UOA delivered 2018 & 2019



Month	Adjusted Scheduled Activity (UOA)		
	2017	2018	2019
April	23	23	12
May	24	116	147
June	205	347	313
July	338	695	
August	431	935	
September	494	1,238	
October	723	1,598	
November	1,031	2,089	
December	1,201	2,447	
January	1,506	2,705	
February	2,042	3,208	
March	2,747	3,759	
April	2,919	3,966	
May	4,075	3,966	
June	4,096	3,966	

#### QUANTITY METRICS (rolling 12 month period)

	Contract Quantity	Contract Base Number	Contract *	Area Team	Region	England
% of all assessments that were assess and fit appliances (case starts)	170	547	31.1%	49.8%	57.8%	60.4%
% of all assessments that were assess and refuse	82	547	15.0%	13.4%	11.1%	11.4%
% of all assessments that were assess and review	295	547	53.9%	36.8%	31.1%	28.3%
% of case starts with a reported IOTN of 3 and Aesthetic Component of 5 or below	0	170	N/A	0.1%	0.1%	0.1%
% of case starts with a reported IOTN of 3 and Aesthetic Component of 6 or above	51	170	30.0%	5.1%	4.0%	4.0%
% of case starts with a reported IOTN of 4	98	170	57.6%	75.4%	76.4%	77.8%
% of case starts with a reported IOTN of 5	21	170	12.4%	19.0%	17.5%	16.7 %
% of concluded courses in receipt of dual-arch fixed appliances	77	94	81.9%	78.9%	70.3%	74.3%
% of concluded courses where treatment was abandoned or discontinued	13	94	13.8%	6.9%	8.3%	6.9%
% of patients satisfied with the treatment they have received	5	5	100.0%	96.5%	96.1%	95.7%

\* Figures in italics indicate that the base number is less than 100.

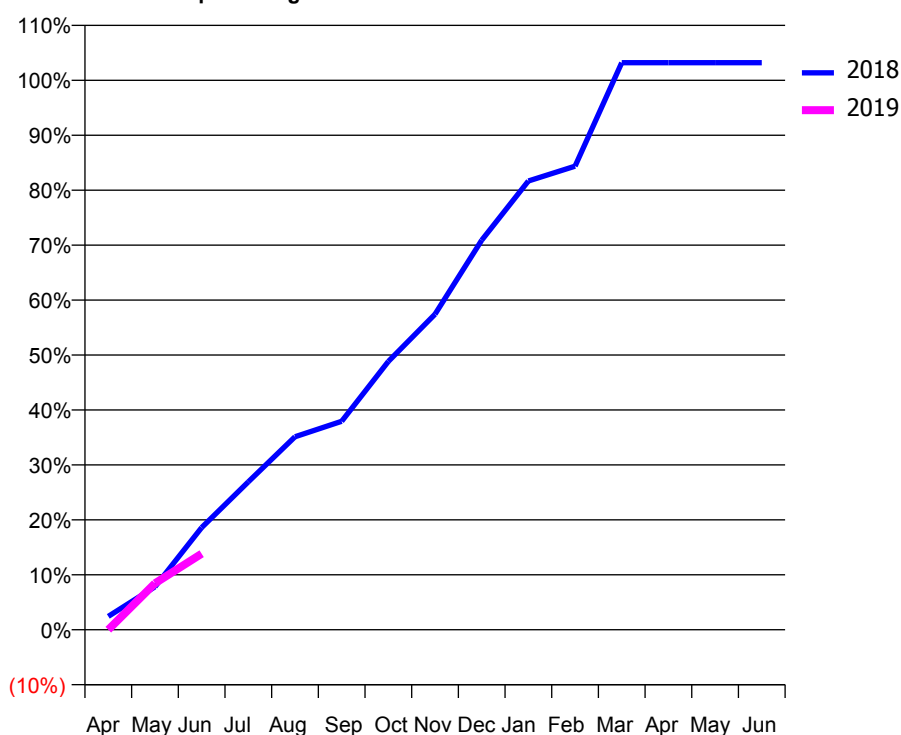
### Q56 - Vital Signs Orthodontic At a Glance Contract Report for 168289/0001 - June 2018

Name or company name	Mr Wolkenstein & Ms L Lucchesi	18/19 Contracted general activity (UDA)	0
Contract type name	PDS Contract	Carry forward general activity (UDA)	0
Purpose of contract	Orthodontic	18/19 Contracted orthodontic activity (UOA)	780
Contract start date	01/04/2013	Carry forward orthodontic activity (UOA)	0
Contract end date	31/03/2019	Baseline contract value	£48,982.35

ACCESS	Contract	England and Wales
24 month ratio of assessments to patient IDs	1.21	1.09

ACTIVITY	Contract
Contract assess and fit appliances (case starts) as a percentage of Area Team case starts	0.4 %

Cumulative percentage of contracted UOA delivered 2018 & 2019



Month	Adjusted Scheduled Activity (UOA)		
	2017	2018	2019
April	63	19	0
May	110	61	66
June	133	145	108
July	410	210	
August	412	274	
September	433	296	
October	475	381	
November	475	448	
December	538	553	
January	644	637	
February	707	658	
March	772	805	
April	774	805	
May	775	805	
June	778	805	

#### QUANTITY METRICS (rolling 12 month period)

	Contract Quantity	Contract Base Number	Contract *	Area Team	Region	England
% of all assessments that were assess and fit appliances (case starts)	36	50	72.0%	49.8%	57.8%	60.4%
% of all assessments that were assess and refuse	0	50	0.0%	13.4%	11.1%	11.4%
% of all assessments that were assess and review	14	50	28.0%	36.8%	31.1%	28.3%
% of case starts with a reported IOTN of 3 and Aesthetic Component of 5 or below	0	36	N/A	0.1%	0.1%	0.1%
% of case starts with a reported IOTN of 3 and Aesthetic Component of 6 or above	1	36	2.8%	5.1%	4.0%	4.0%
% of case starts with a reported IOTN of 4	28	36	77.8%	75.4%	76.4%	77.8%
% of case starts with a reported IOTN of 5	7	36	19.4%	19.0%	17.5%	16.7 %
% of concluded courses in receipt of dual-arch fixed appliances	23	26	88.5%	78.9%	70.3%	74.3%
% of concluded courses where treatment was abandoned or discontinued	1	26	3.8%	6.9%	8.3%	6.9%
% of patients satisfied with the treatment they have received	0	0	N/A	96.5%	96.1%	95.7%

\* Figures in italics indicate that the base number is less than 100.

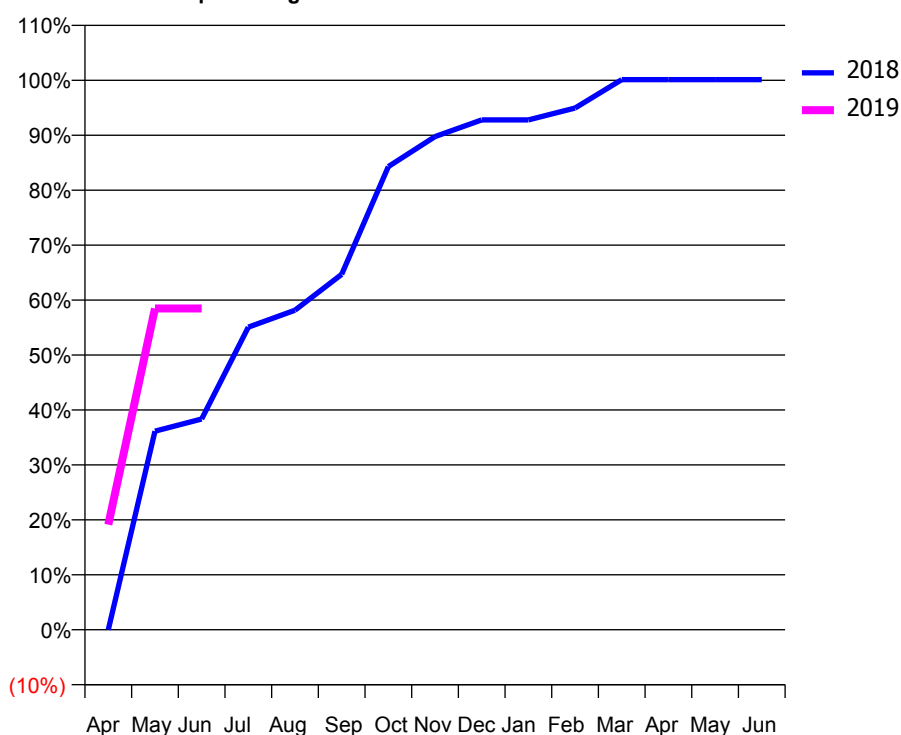
### Q56 - Vital Signs Orthodontic At a Glance Contract Report for 169501/0001 - June 2018

Name or company name	Orthoactive Ltd	18/19 Contracted general activity (UDA)	0
Contract type name	PDS Contract	Carry forward general activity (UDA)	0
Purpose of contract	Orthodontic	18/19 Contracted orthodontic activity (UOA)	2,996
Contract start date	01/04/2011	Carry forward orthodontic activity (UOA)	0
Contract end date	31/03/2019	Baseline contract value	£178,874.57

ACCESS	Contract	England and Wales
24 month ratio of assessments to patient IDs	1.08	1.09

ACTIVITY	Contract
Contract assess and fit appliances (case starts) as a percentage of Area Team case starts	1.8 %

Cumulative percentage of contracted UOA delivered 2018 & 2019



Month	Adjusted Scheduled Activity (UOA)		
	2017	2018	2019
April	3	0	573
May	1,086	1,068	1,752
June	1,556	1,133	1,752
July	2,074	1,627	
August	2,077	1,718	
September	2,207	1,911	
October	2,450	2,490	
November	2,606	2,651	
December	2,681	2,741	
January	2,833	2,741	
February	2,949	2,805	
March	2,954	2,957	
April	2,954	2,957	
May	2,954	2,957	
June	2,954	2,957	

#### QUANTITY METRICS (rolling 12 month period)

	Contract Quantity	Contract Base Number	Contract *	Area Team	Region	England
% of all assessments that were assess and fit appliances (case starts)	166	256	64.8%	49.8%	57.8%	60.4%
% of all assessments that were assess and refuse	59	256	23.0%	13.4%	11.1%	11.4%
% of all assessments that were assess and review	31	256	12.1%	36.8%	31.1%	28.3%
% of case starts with a reported IOTN of 3 and Aesthetic Component of 5 or below	0	166	N/A	0.1%	0.1%	0.1%
% of case starts with a reported IOTN of 3 and Aesthetic Component of 6 or above	1	166	0.6%	5.1%	4.0%	4.0%
% of case starts with a reported IOTN of 4	71	166	42.8%	75.4%	76.4%	77.8%
% of case starts with a reported IOTN of 5	94	166	56.6%	19.0%	17.5%	16.7 %
% of concluded courses in receipt of dual-arch fixed appliances	0	117	N/A	78.9%	70.3%	74.3%
% of concluded courses where treatment was abandoned or discontinued	3	117	2.6%	6.9%	8.3%	6.9%
% of patients satisfied with the treatment they have received	10	10	100.0%	96.5%	96.1%	95.7%

\* Figures in italics indicate that the base number is less than 100.

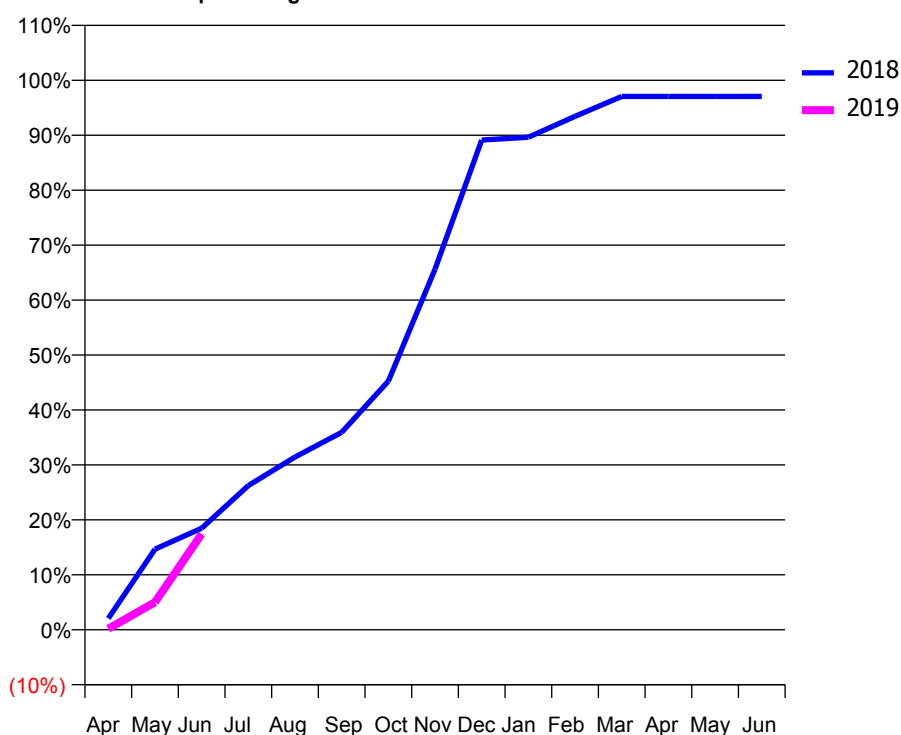
### Q56 - Vital Signs Orthodontic At a Glance Contract Report for 171239/0001 - June 2018

Name or company name	The Loddon Dental Practice	18/19 Contracted general activity (UDA)	18,962
Contract type name	GDS Contract	Carry forward general activity (UDA)	0
Purpose of contract	General and Orthodontic	18/19 Contracted orthodontic activity (UOA)	579
Contract start date	13/10/2007	Carry forward orthodontic activity (UOA)	0
Contract end date		Baseline contract value	£526,368.01

ACCESS	Contract	England and Wales
24 month ratio of assessments to patient IDs	1.03	1.09

ACTIVITY	Contract
Contract assess and fit appliances (case starts) as a percentage of Area Team case starts	0.2 %

Cumulative percentage of contracted UOA delivered 2018 & 2019



Month	Adjusted Scheduled Activity (UOA)		
	2017	2018	2019
April	83	12	1
May	169	85	29
June	190	107	101
July	317	152	
August	359	182	
September	382	208	
October	447	262	
November	468	380	
December	490	516	
January	511	519	
February	558	541	
March	582	562	
April	603	562	
May	626	562	
June	628	562	

#### QUANTITY METRICS (rolling 12 month period)

	Contract Quantity	Contract Base Number	Contract *	Area Team	Region	England
% of all assessments that were assess and fit appliances (case starts)	23	100	23.0%	49.8%	57.8%	60.4%
% of all assessments that were assess and refuse	18	100	18.0%	13.4%	11.1%	11.4%
% of all assessments that were assess and review	59	100	59.0%	36.8%	31.1%	28.3%
% of case starts with a reported IOTN of 3 and Aesthetic Component of 5 or below	0	23	<i>N/A</i>	0.1%	0.1%	0.1%
% of case starts with a reported IOTN of 3 and Aesthetic Component of 6 or above	1	23	4.3%	5.1%	4.0%	4.0%
% of case starts with a reported IOTN of 4	18	23	78.3%	75.4%	76.4%	77.8%
% of case starts with a reported IOTN of 5	4	23	17.4%	19.0%	17.5%	16.7 %
% of concluded courses in receipt of dual-arch fixed appliances	15	30	50.0%	78.9%	70.3%	74.3%
% of concluded courses where treatment was abandoned or discontinued	5	30	16.7%	6.9%	8.3%	6.9%
% of patients satisfied with the treatment they have received	0	0	<i>N/A</i>	96.5%	96.1%	95.7%

\* Figures in italics indicate that the base number is less than 100.



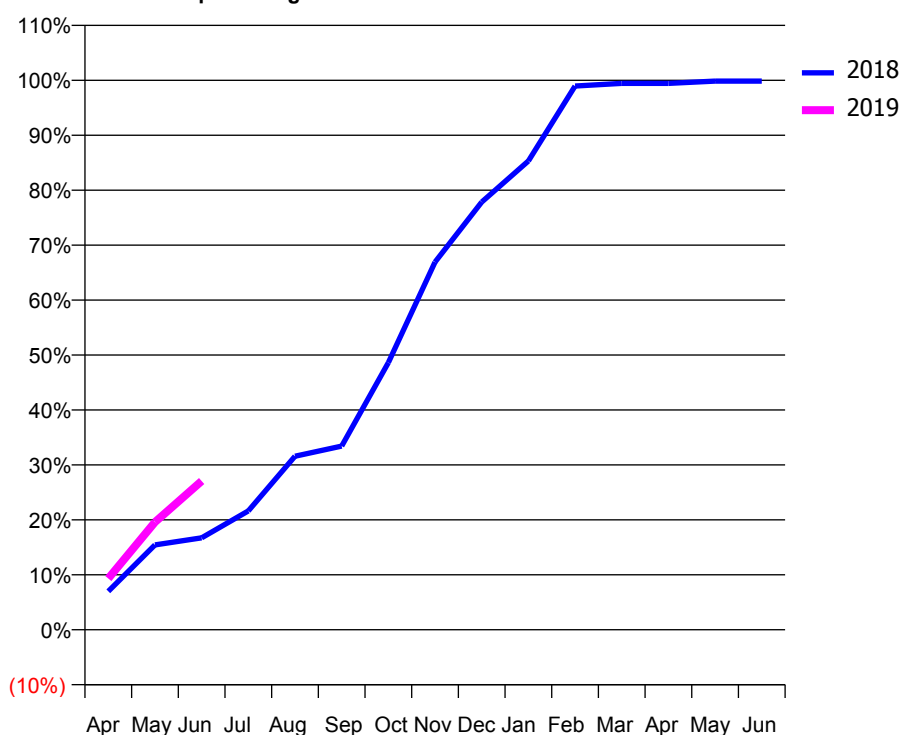
### Q56 - Vital Signs Orthodontic At a Glance Contract Report for 171239/0002 - June 2018

Name or company name	The Loddon Dental Practice	18/19 Contracted general activity (UDA)	0
Contract type name	PDS Contract	Carry forward general activity (UDA)	0
Purpose of contract	General and Orthodontic	18/19 Contracted orthodontic activity (UOA)	4,936
Contract start date	04/01/2015	Carry forward orthodontic activity (UOA)	0
Contract end date	31/03/2019	Baseline contract value	£303,701.51

ACCESS	Contract	England and Wales
24 month ratio of assessments to patient IDs	1.02	1.09

ACTIVITY	Contract
Contract assess and fit appliances (case starts) as a percentage of Area Team case starts	2.7 %

Cumulative percentage of contracted UOA delivered 2018 & 2019



Month	Adjusted Scheduled Activity (UOA)		
	2017	2018	2019
April	0	345	460
May	129	763	967
June	278	826	1,336
July	536	1,068	
August	979	1,559	
September	1,481	1,650	
October	2,164	2,400	
November	3,076	3,303	
December	3,713	3,842	
January	4,236	4,211	
February	4,870	4,884	
March	4,915	4,908	
April	4,937	4,908	
May	5,001	4,929	
June	5,001	4,929	

#### QUANTITY METRICS (rolling 12 month period)

	Contract Quantity	Contract Base Number	Contract *	Area Team	Region	England
% of all assessments that were assess and fit appliances (case starts)	249	481	51.8%	49.8%	57.8%	60.4%
% of all assessments that were assess and refuse	65	481	13.5%	13.4%	11.1%	11.4%
% of all assessments that were assess and review	167	481	34.7%	36.8%	31.1%	28.3%
% of case starts with a reported IOTN of 3 and Aesthetic Component of 5 or below	0	249	N/A	0.1%	0.1%	0.1%
% of case starts with a reported IOTN of 3 and Aesthetic Component of 6 or above	4	249	1.6%	5.1%	4.0%	4.0%
% of case starts with a reported IOTN of 4	206	249	82.7%	75.4%	76.4%	77.8%
% of case starts with a reported IOTN of 5	39	249	15.7%	19.0%	17.5%	16.7 %
% of concluded courses in receipt of dual-arch fixed appliances	22	26	84.6%	78.9%	70.3%	74.3%
% of concluded courses where treatment was abandoned or discontinued	3	26	11.5%	6.9%	8.3%	6.9%
% of patients satisfied with the treatment they have received	8	8	100.0%	96.5%	96.1%	95.7%

\* Figures in italics indicate that the base number is less than 100.

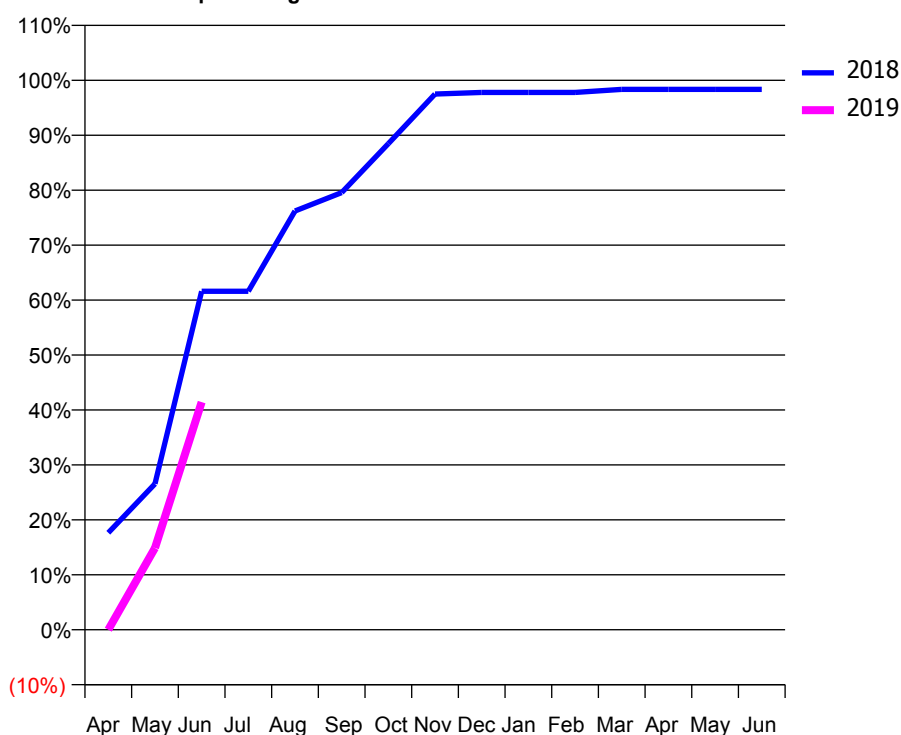
### Q56 - Vital Signs Orthodontic At a Glance Contract Report for 176702/0001 - June 2018

Name or company name	Jeffrey Sherer and Larry Levin	18/19 Contracted general activity (UDA)	12,500
Contract type name	GDS Contract	Carry forward general activity (UDA)	0
Purpose of contract	General and Orthodontic	18/19 Contracted orthodontic activity (UOA)	719
Contract start date	01/04/2012	Carry forward orthodontic activity (UOA)	0
Contract end date		Baseline contract value	£315,836.91

ACCESS	Contract	England and Wales
24 month ratio of assessments to patient IDs	1.00	1.09

ACTIVITY	Contract
Contract assess and fit appliances (case starts) as a percentage of Area Team case starts	0.3 %

Cumulative percentage of contracted UOA delivered 2018 & 2019



Month	Adjusted Scheduled Activity (UOA)		
	2017	2018	2019
April	120	127	0
May	225	191	107
June	269	443	298
July	378	443	
August	610	548	
September	715	572	
October	736	636	
November	737	701	
December	737	703	
January	737	703	
February	737	703	
March	737	707	
April	717	707	
May	717	707	
June	718	707	

#### QUANTITY METRICS (rolling 12 month period)

	Contract Quantity	Contract Base Number	Contract *	Area Team	Region	England
% of all assessments that were assess and fit appliances (case starts)	28	45	62.2%	49.8%	57.8%	60.4%
% of all assessments that were assess and refuse	14	45	31.1%	13.4%	11.1%	11.4%
% of all assessments that were assess and review	3	45	6.7%	36.8%	31.1%	28.3%
% of case starts with a reported IOTN of 3 and Aesthetic Component of 5 or below	0	28	N/A	0.1%	0.1%	0.1%
% of case starts with a reported IOTN of 3 and Aesthetic Component of 6 or above	0	28	N/A	5.1%	4.0%	4.0%
% of case starts with a reported IOTN of 4	28	28	100.0%	75.4%	76.4%	77.8%
% of case starts with a reported IOTN of 5	0	28	N/A	19.0%	17.5%	16.7 %
% of concluded courses in receipt of dual-arch fixed appliances	23	23	100.0%	78.9%	70.3%	74.3%
% of concluded courses where treatment was abandoned or discontinued	0	23	0.0%	6.9%	8.3%	6.9%
% of patients satisfied with the treatment they have received	2	2	100.0%	96.5%	96.1%	95.7%

\* Figures in italics indicate that the base number is less than 100.

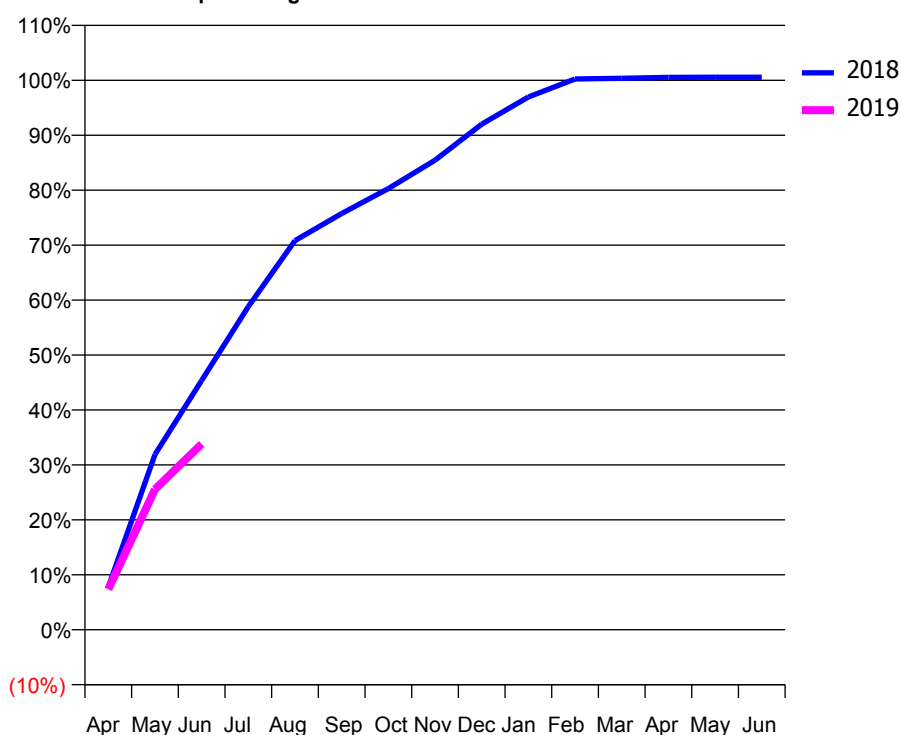
### Q56 - Vital Signs Orthodontic At a Glance Contract Report for 178861/0001 - June 2018

Name or company name	Smile Orthodontics	18/19 Contracted general activity (UDA)	0
Contract type name	PDS Contract	Carry forward general activity (UDA)	0
Purpose of contract	Orthodontic	18/19 Contracted orthodontic activity (UOA)	13,458
Contract start date	01/07/2008	Carry forward orthodontic activity (UOA)	0
Contract end date	31/03/2019	Baseline contract value	£782,636.16

ACCESS	Contract	England and Wales
24 month ratio of assessments to patient IDs	1.04	1.09

ACTIVITY	Contract
Contract assess and fit appliances (case starts) as a percentage of Area Team case starts	5.9 %

Cumulative percentage of contracted UOA delivered 2018 & 2019



Month	Adjusted Scheduled Activity (UOA)		
	2017	2018	2019
April	1,029	1,046	992
May	3,112	4,293	3,441
June	6,589	6,104	4,551
July	8,383	7,915	
August	9,721	9,531	
September	11,718	10,193	
October	12,649	10,806	
November	13,095	11,501	
December	13,529	12,382	
January	13,538	13,049	
February	13,566	13,491	
March	13,623	13,507	
April	13,639	13,529	
May	13,660	13,531	
June	13,660	13,531	

#### QUANTITY METRICS (rolling 12 month period)

	Contract Quantity	Contract Base Number	Contract *	Area Team	Region	England
% of all assessments that were assess and fit appliances (case starts)	544	1,392	39.1%	49.8%	57.8%	60.4%
% of all assessments that were assess and refuse	172	1,392	12.4%	13.4%	11.1%	11.4%
% of all assessments that were assess and review	676	1,392	48.6%	36.8%	31.1%	28.3%
% of case starts with a reported IOTN of 3 and Aesthetic Component of 5 or below	0	544	N/A	0.1%	0.1%	0.1%
% of case starts with a reported IOTN of 3 and Aesthetic Component of 6 or above	8	544	1.5%	5.1%	4.0%	4.0%
% of case starts with a reported IOTN of 4	455	544	83.6%	75.4%	76.4%	77.8%
% of case starts with a reported IOTN of 5	81	544	14.9%	19.0%	17.5%	16.7 %
% of concluded courses in receipt of dual-arch fixed appliances	515	580	88.8%	78.9%	70.3%	74.3%
% of concluded courses where treatment was abandoned or discontinued	40	580	6.9%	6.9%	8.3%	6.9%
% of patients satisfied with the treatment they have received	15	15	100.0%	96.5%	96.1%	95.7%

\* Figures in italics indicate that the base number is less than 100.

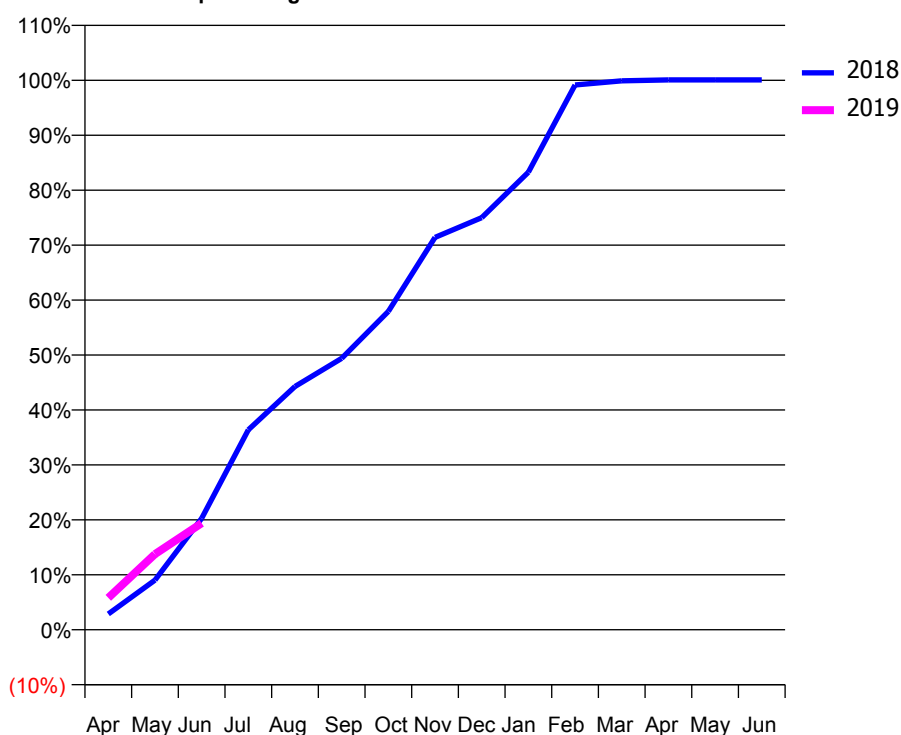
### Q56 - Vital Signs Orthodontic At a Glance Contract Report for 182397/0001 - June 2018

Name or company name	Bank Bulidings Dental Practice	18/19 Contracted general activity (UDA)	40,973
Contract type name	GDS Contract	Carry forward general activity (UDA)	0
Purpose of contract	General and Orthodontic	18/19 Contracted orthodontic activity (UOA)	3,067
Contract start date	01/04/2011	Carry forward orthodontic activity (UOA)	0
Contract end date		Baseline contract value	£1,139,529.86

ACCESS	Contract	England and Wales
24 month ratio of assessments to patient IDs	1.15	1.09

ACTIVITY	Contract
Contract assess and fit appliances (case starts) as a percentage of Area Team case starts	1.5 %

Cumulative percentage of contracted UOA delivered 2018 & 2019



Month	Adjusted Scheduled Activity (UOA)		
	2017	2018	2019
April	137	88	178
May	503	277	422
June	804	622	595
July	1,085	1,116	
August	1,306	1,358	
September	1,657	1,515	
October	1,960	1,777	
November	2,252	2,190	
December	2,575	2,300	
January	2,774	2,554	
February	2,901	3,041	
March	3,033	3,064	
April	3,100	3,069	
May	3,100	3,069	
June	3,101	3,069	

#### QUANTITY METRICS (rolling 12 month period)

	Contract Quantity	Contract Base Number	Contract *	Area Team	Region	England
% of all assessments that were assess and fit appliances (case starts)	139	263	52.9%	49.8%	57.8%	60.4%
% of all assessments that were assess and refuse	29	263	11.0%	13.4%	11.1%	11.4%
% of all assessments that were assess and review	95	263	36.1%	36.8%	31.1%	28.3%
% of case starts with a reported IOTN of 3 and Aesthetic Component of 5 or below	0	139	N/A	0.1%	0.1%	0.1%
% of case starts with a reported IOTN of 3 and Aesthetic Component of 6 or above	6	139	4.3%	5.1%	4.0%	4.0%
% of case starts with a reported IOTN of 4	91	139	65.5%	75.4%	76.4%	77.8%
% of case starts with a reported IOTN of 5	42	139	30.2%	19.0%	17.5%	16.7 %
% of concluded courses in receipt of dual-arch fixed appliances	0	51	N/A	78.9%	70.3%	74.3%
% of concluded courses where treatment was abandoned or discontinued	4	51	7.8%	6.9%	8.3%	6.9%
% of patients satisfied with the treatment they have received	8	9	88.9%	96.5%	96.1%	95.7%

\* Figures in italics indicate that the base number is less than 100.

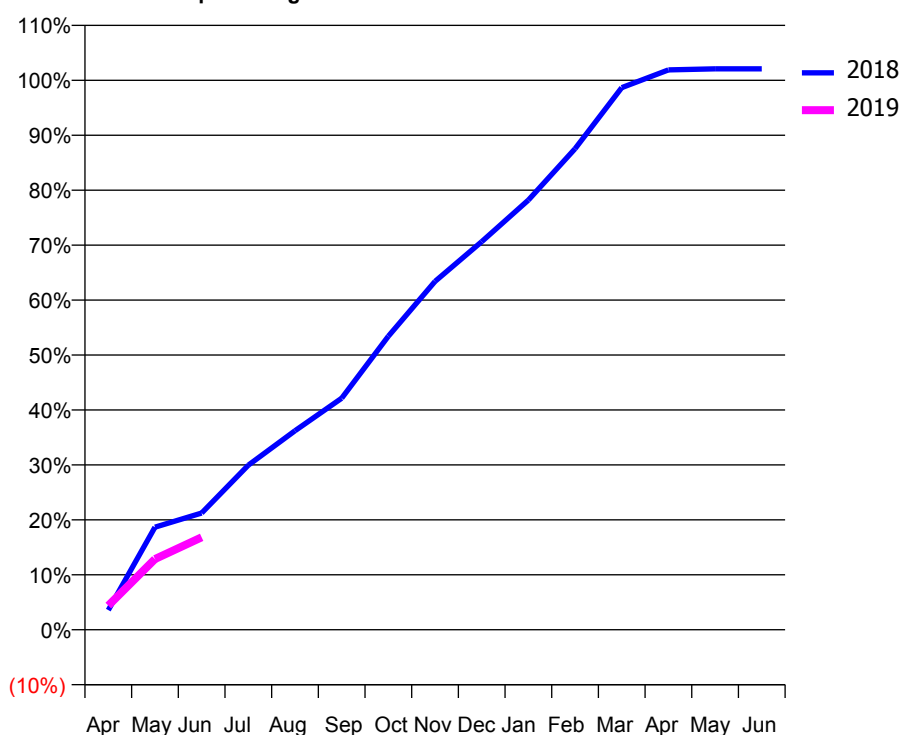
### Q56 - Vital Signs Orthodontic At a Glance Contract Report for 186872/0002 - June 2018

Name or company name	ORTHOWORLD 2000 LTD	18/19 Contracted general activity (UDA)	0
Contract type name	PDS Contract	Carry forward general activity (UDA)	0
Purpose of contract	Orthodontic	18/19 Contracted orthodontic activity (UOA)	10,779
Contract start date	01/04/2006	Carry forward orthodontic activity (UOA)	0
Contract end date	31/03/2019	Baseline contract value	£717,197.23

ACCESS	Contract	England and Wales
24 month ratio of assessments to patient IDs	1.02	1.09

ACTIVITY	Contract
Contract assess and fit appliances (case starts) as a percentage of Area Team case starts	5.3 %

Cumulative percentage of contracted UOA delivered 2018 & 2019



Month	Adjusted Scheduled Activity (UOA)		
	2017	2018	2019
April	215	387	474
May	802	2,013	1,388
June	1,138	2,290	1,815
July	2,458	3,228	
August	3,069	3,904	
September	3,781	4,543	
October	4,831	5,759	
November	5,756	6,834	
December	6,160	7,614	
January	7,215	8,430	
February	9,887	9,435	
March	10,807	10,634	
April	10,818	10,981	
May	10,904	11,002	
June	10,988	11,003	

#### QUANTITY METRICS (rolling 12 month period)

	Contract Quantity	Contract Base Number	Contract *	Area Team	Region	England
% of all assessments that were assess and fit appliances (case starts)	494	889	55.6%	49.8%	57.8%	60.4%
% of all assessments that were assess and refuse	189	889	21.3%	13.4%	11.1%	11.4%
% of all assessments that were assess and review	206	889	23.2%	36.8%	31.1%	28.3%
% of case starts with a reported IOTN of 3 and Aesthetic Component of 5 or below	2	494	0.4%	0.1%	0.1%	0.1%
% of case starts with a reported IOTN of 3 and Aesthetic Component of 6 or above	31	494	6.3%	5.1%	4.0%	4.0%
% of case starts with a reported IOTN of 4	347	494	70.2%	75.4%	76.4%	77.8%
% of case starts with a reported IOTN of 5	108	494	21.9%	19.0%	17.5%	16.7 %
% of concluded courses in receipt of dual-arch fixed appliances	328	341	96.2%	78.9%	70.3%	74.3%
% of concluded courses where treatment was abandoned or discontinued	8	341	2.3%	6.9%	8.3%	6.9%
% of patients satisfied with the treatment they have received	13	13	100.0%	96.5%	96.1%	95.7%

\* Figures in italics indicate that the base number is less than 100.

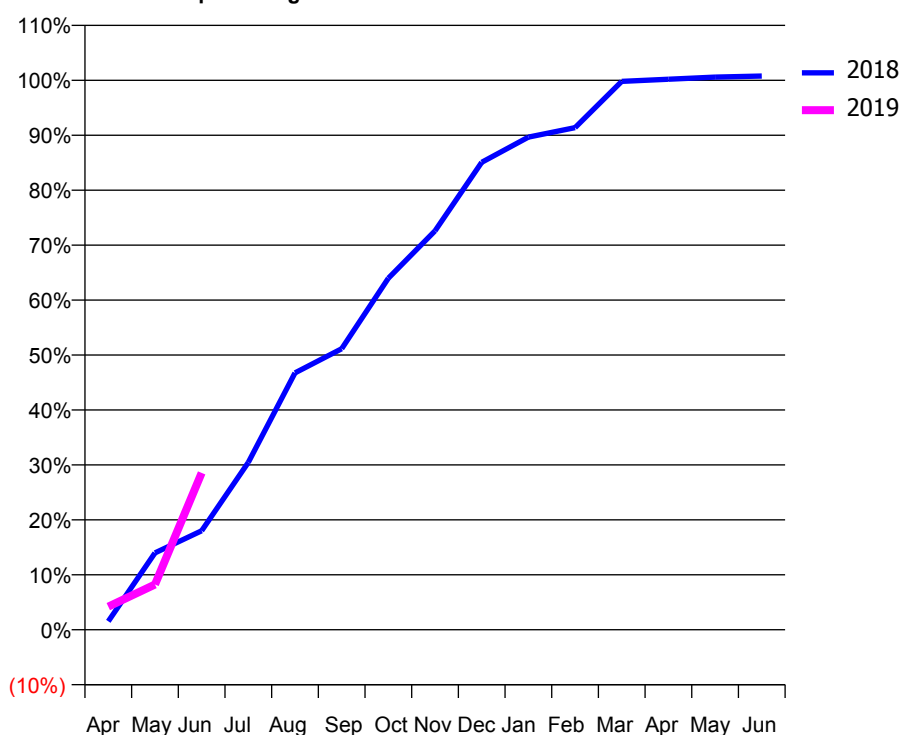
### Q56 - Vital Signs Orthodontic At a Glance Contract Report for 188301/0001 - June 2018

Name or company name	Capel Dental Ltd	18/19 Contracted general activity (UDA)	5,612
Contract type name	GDS Contract	Carry forward general activity (UDA)	0
Purpose of contract	General and Orthodontic	18/19 Contracted orthodontic activity (UOA)	522
Contract start date	01/09/2007	Carry forward orthodontic activity (UOA)	0
Contract end date		Baseline contract value	£191,764.73

ACCESS	Contract	England and Wales
24 month ratio of assessments to patient IDs	1.31	1.09

ACTIVITY	Contract
Contract assess and fit appliances (case starts) as a percentage of Area Team case starts	0.3 %

Cumulative percentage of contracted UOA delivered 2018 & 2019



Month	Adjusted Scheduled Activity (UOA)		
	2017	2018	2019
April	7	8	22
May	176	73	43
June	281	94	149
July	366	159	
August	366	244	
September	410	267	
October	431	334	
November	454	379	
December	456	444	
January	478	468	
February	500	477	
March	525	521	
April	525	523	
May	527	525	
June	527	526	

#### QUANTITY METRICS (rolling 12 month period)

	Contract Quantity	Contract Base Number	Contract *	Area Team	Region	England
% of all assessments that were assess and fit appliances (case starts)	26	62	41.9%	49.8%	57.8%	60.4%
% of all assessments that were assess and refuse	10	62	16.1%	13.4%	11.1%	11.4%
% of all assessments that were assess and review	26	62	41.9%	36.8%	31.1%	28.3%
% of case starts with a reported IOTN of 3 and Aesthetic Component of 5 or below	0	26	N/A	0.1%	0.1%	0.1%
% of case starts with a reported IOTN of 3 and Aesthetic Component of 6 or above	0	26	N/A	5.1%	4.0%	4.0%
% of case starts with a reported IOTN of 4	24	26	92.3%	75.4%	76.4%	77.8%
% of case starts with a reported IOTN of 5	2	26	7.7%	19.0%	17.5%	16.7 %
% of concluded courses in receipt of dual-arch fixed appliances	16	18	88.9%	78.9%	70.3%	74.3%
% of concluded courses where treatment was abandoned or discontinued	1	18	5.6%	6.9%	8.3%	6.9%
% of patients satisfied with the treatment they have received	1	1	100.0%	96.5%	96.1%	95.7%

\* Figures in italics indicate that the base number is less than 100.

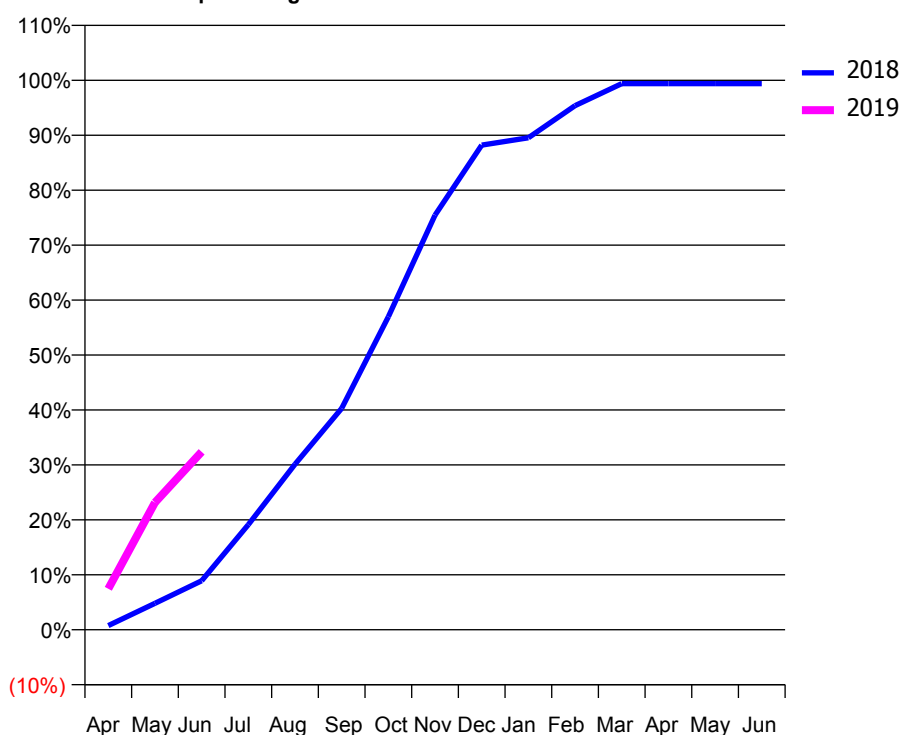
### Q56 - Vital Signs Orthodontic At a Glance Contract Report for 198390/0001 - June 2018

Name or company name	Stewart House Orthodontics Limited	18/19 Contracted general activity (UDA)	0
Contract type name	PDS Contract	Carry forward general activity (UDA)	0
Purpose of contract	Orthodontic	18/19 Contracted orthodontic activity (UOA)	5,847
Contract start date	01/10/2011	Carry forward orthodontic activity (UOA)	0
Contract end date	31/03/2019	Baseline contract value	£368,964.91

ACCESS	Contract	England and Wales
24 month ratio of assessments to patient IDs	1.14	1.09

ACTIVITY	Contract
Contract assess and fit appliances (case starts) as a percentage of Area Team case starts	3.5 %

Cumulative percentage of contracted UOA delivered 2018 & 2019



Month	Adjusted Scheduled Activity (UOA)		
	2017	2018	2019
April	72	45	436
May	404	282	1,355
June	682	522	1,893
July	1,035	1,119	
August	1,524	1,761	
September	2,267	2,356	
October	2,812	3,331	
November	3,642	4,412	
December	4,002	5,157	
January	4,003	5,236	
February	4,611	5,576	
March	5,658	5,810	
April	5,890	5,810	
May	5,890	5,810	
June	5,890	5,810	

#### QUANTITY METRICS (rolling 12 month period)

	Contract Quantity	Contract Base Number	Contract *	Area Team	Region	England
% of all assessments that were assess and fit appliances (case starts)	328	657	49.9%	49.8%	57.8%	60.4%
% of all assessments that were assess and refuse	161	657	24.5%	13.4%	11.1%	11.4%
% of all assessments that were assess and review	168	657	25.6%	36.8%	31.1%	28.3%
% of case starts with a reported IOTN of 3 and Aesthetic Component of 5 or below	4	328	1.2%	0.1%	0.1%	0.1%
% of case starts with a reported IOTN of 3 and Aesthetic Component of 6 or above	3	328	0.9%	5.1%	4.0%	4.0%
% of case starts with a reported IOTN of 4	225	328	68.6%	75.4%	76.4%	77.8%
% of case starts with a reported IOTN of 5	95	328	29.0%	19.0%	17.5%	16.7 %
% of concluded courses in receipt of dual-arch fixed appliances	235	308	76.3%	78.9%	70.3%	74.3%
% of concluded courses where treatment was abandoned or discontinued	37	308	12.0%	6.9%	8.3%	6.9%
% of patients satisfied with the treatment they have received	16	17	94.1%	96.5%	96.1%	95.7%

\* Figures in italics indicate that the base number is less than 100.

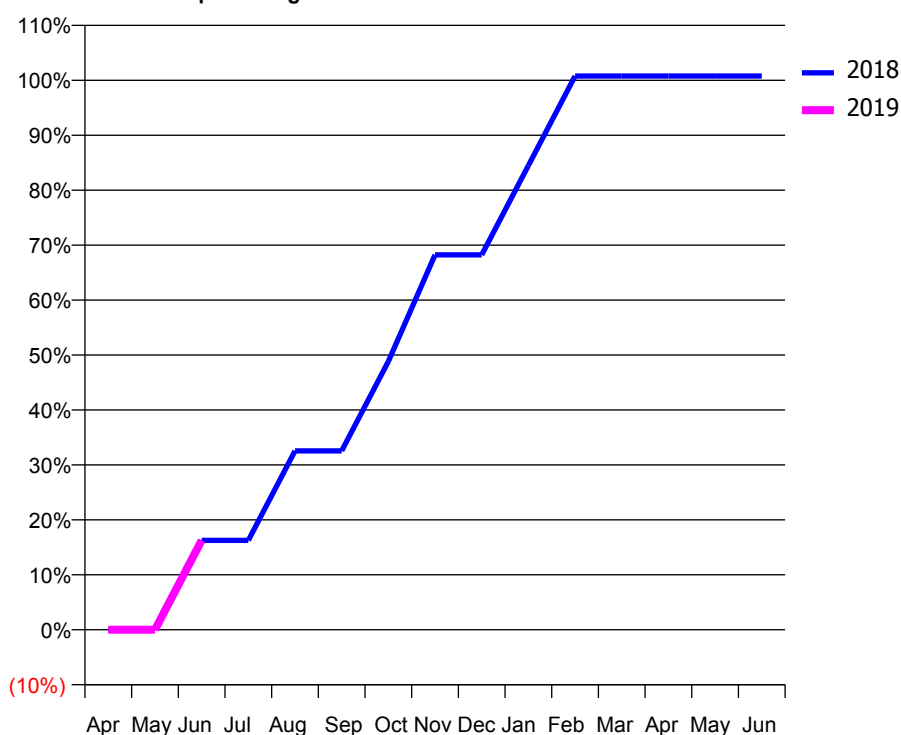
### Q56 - Vital Signs Orthodontic At a Glance Contract Report for 220469/0001 - June 2018

Name or company name	Riverside Dental Surgery	18/19 Contracted general activity (UDA)	2,583
Contract type name	GDS Contract	Carry forward general activity (UDA)	0
Purpose of contract	General and Orthodontic	18/19 Contracted orthodontic activity (UOA)	129
Contract start date	01/04/2006	Carry forward orthodontic activity (UOA)	0
Contract end date		Baseline contract value	£66,283.71

ACCESS	Contract	England and Wales
24 month ratio of assessments to patient IDs	1.15	1.09

ACTIVITY	Contract
Contract assess and fit appliances (case starts) as a percentage of Area Team case starts	0.1 %

Cumulative percentage of contracted UOA delivered 2018 & 2019



Month	Adjusted Scheduled Activity (UOA)		
	2017	2018	2019
April	0	0	0
May	22	0	0
June	22	21	21
July	43	21	
August	43	42	
September	43	42	
October	64	63	
November	65	88	
December	86	88	
January	86	109	
February	86	130	
March	86	130	
April	86	130	
May	86	130	
June	107	130	

#### QUANTITY METRICS (rolling 12 month period)

	Contract Quantity	Contract Base Number	Contract *	Area Team	Region	England
% of all assessments that were assess and fit appliances (case starts)	8	8	100.0%	49.8%	57.8%	60.4%
% of all assessments that were assess and refuse	0	8	0.0%	13.4%	11.1%	11.4%
% of all assessments that were assess and review	0	8	0.0%	36.8%	31.1%	28.3%
% of case starts with a reported IOTN of 3 and Aesthetic Component of 5 or below	0	8	N/A	0.1%	0.1%	0.1%
% of case starts with a reported IOTN of 3 and Aesthetic Component of 6 or above	0	8	N/A	5.1%	4.0%	4.0%
% of case starts with a reported IOTN of 4	7	8	87.5%	75.4%	76.4%	77.8%
% of case starts with a reported IOTN of 5	0	8	N/A	19.0%	17.5%	16.7 %
% of concluded courses in receipt of dual-arch fixed appliances	0	0	N/A	78.9%	70.3%	74.3%
% of concluded courses where treatment was abandoned or discontinued	0	0	N/A	6.9%	8.3%	6.9%
% of patients satisfied with the treatment they have received	0	0	N/A	96.5%	96.1%	95.7%

\* Figures in italics indicate that the base number is less than 100.



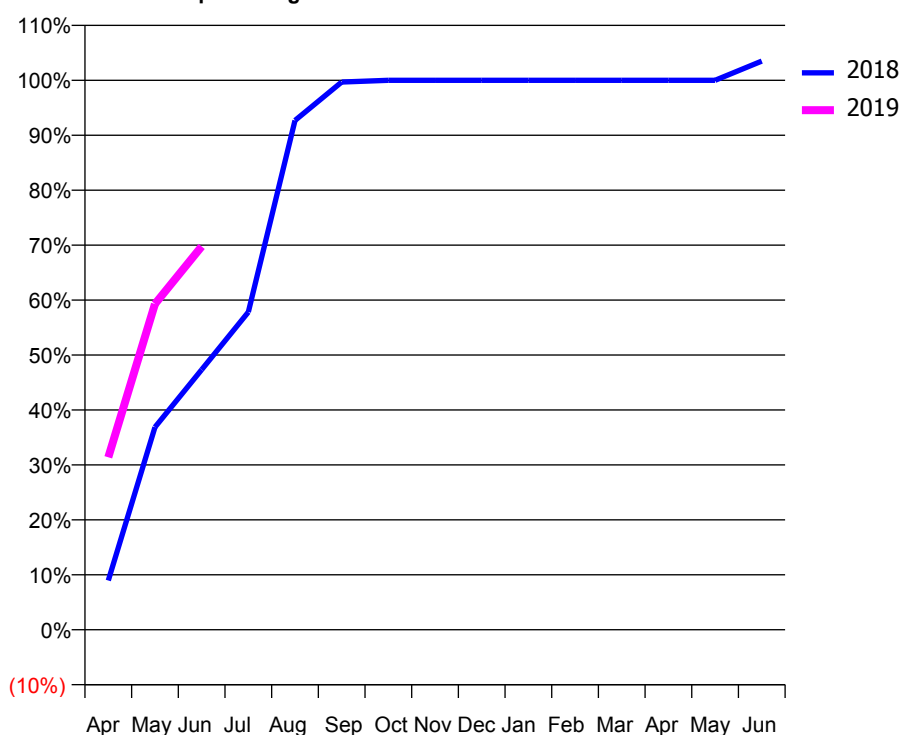
### Q56 - Vital Signs Orthodontic At a Glance Contract Report for 222224/0001 - June 2018

Name or company name	MR DA STOTT	18/19 Contracted general activity (UDA)	12,808
Contract type name	GDS Contract	Carry forward general activity (UDA)	0
Purpose of contract	General and Orthodontic	18/19 Contracted orthodontic activity (UOA)	602
Contract start date	01/04/2006	Carry forward orthodontic activity (UOA)	0
Contract end date		Baseline contract value	£343,510.45

ACCESS	Contract	England and Wales
24 month ratio of assessments to patient IDs	1.05	1.09

ACTIVITY	Contract
Contract assess and fit appliances (case starts) as a percentage of Area Team case starts	0.4 %

Cumulative percentage of contracted UOA delivered 2018 & 2019



Month	Adjusted Scheduled Activity (UOA)		
	2017	2018	2019
April	131	54	189
May	404	222	357
June	530	285	420
July	593	348	
August	596	558	
September	617	600	
October	617	602	
November	617	602	
December	617	602	
January	617	602	
February	617	602	
March	617	602	
April	617	602	
May	617	602	
June	617	623	

#### QUANTITY METRICS (rolling 12 month period)

	Contract Quantity	Contract Base Number	Contract *	Area Team	Region	England
% of all assessments that were assess and fit appliances (case starts)	36	38	94.7%	49.8%	57.8%	60.4%
% of all assessments that were assess and refuse	1	38	2.6%	13.4%	11.1%	11.4%
% of all assessments that were assess and review	1	38	2.6%	36.8%	31.1%	28.3%
% of case starts with a reported IOTN of 3 and Aesthetic Component of 5 or below	0	36	N/A	0.1%	0.1%	0.1%
% of case starts with a reported IOTN of 3 and Aesthetic Component of 6 or above	2	36	5.6%	5.1%	4.0%	4.0%
% of case starts with a reported IOTN of 4	26	36	72.2%	75.4%	76.4%	77.8%
% of case starts with a reported IOTN of 5	8	36	22.2%	19.0%	17.5%	16.7 %
% of concluded courses in receipt of dual-arch fixed appliances	0	15	N/A	78.9%	70.3%	74.3%
% of concluded courses where treatment was abandoned or discontinued	1	15	6.7%	6.9%	8.3%	6.9%
% of patients satisfied with the treatment they have received	3	3	100.0%	96.5%	96.1%	95.7%

\* Figures in italics indicate that the base number is less than 100.

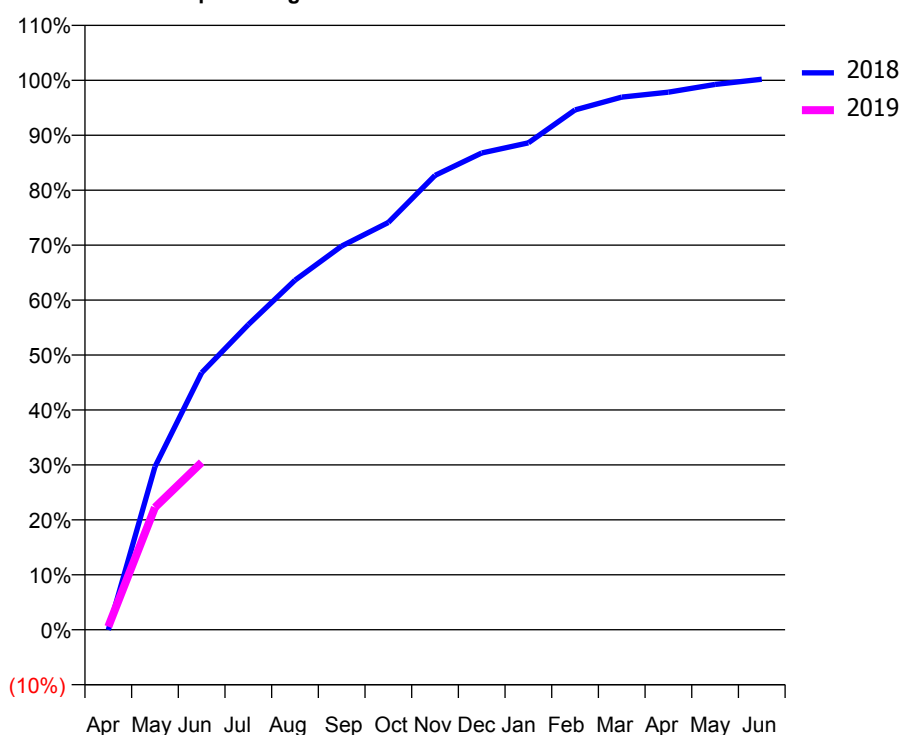
### Q56 - Vital Signs Orthodontic At a Glance Contract Report for 232246/0001 - June 2018

Name or company name	MR TI DAVIES	18/19 Contracted general activity (UDA)	0
Contract type name	PDS Contract	Carry forward general activity (UDA)	0
Purpose of contract	Orthodontic	18/19 Contracted orthodontic activity (UOA)	4,476
Contract start date	01/04/2006	Carry forward orthodontic activity (UOA)	0
Contract end date	31/03/2019	Baseline contract value	£286,971.47

ACCESS	Contract	England and Wales
24 month ratio of assessments to patient IDs	1.08	1.09

ACTIVITY	Contract
Contract assess and fit appliances (case starts) as a percentage of Area Team case starts	1.5 %

Cumulative percentage of contracted UOA delivered 2018 & 2019



Month	Adjusted Scheduled Activity (UOA)		
	2017	2018	2019
April	23	-3	25
May	1,505	1,328	997
June	1,774	2,094	1,364
July	2,421	2,486	
August	3,031	2,847	
September	3,450	3,125	
October	3,813	3,318	
November	4,027	3,701	
December	4,072	3,884	
January	4,151	3,966	
February	4,305	4,234	
March	4,390	4,339	
April	4,437	4,379	
May	4,462	4,442	
June	4,462	4,484	

#### QUANTITY METRICS (rolling 12 month period)

	Contract Quantity	Contract Base Number	Contract *	Area Team	Region	England
% of all assessments that were assess and fit appliances (case starts)	143	945	15.1%	49.8%	57.8%	60.4%
% of all assessments that were assess and refuse	187	945	19.8%	13.4%	11.1%	11.4%
% of all assessments that were assess and review	615	945	65.1%	36.8%	31.1%	28.3%
% of case starts with a reported IOTN of 3 and Aesthetic Component of 5 or below	1	143	0.7%	0.1%	0.1%	0.1%
% of case starts with a reported IOTN of 3 and Aesthetic Component of 6 or above	0	143	N/A	5.1%	4.0%	4.0%
% of case starts with a reported IOTN of 4	139	143	97.2%	75.4%	76.4%	77.8%
% of case starts with a reported IOTN of 5	0	143	N/A	19.0%	17.5%	16.7 %
% of concluded courses in receipt of dual-arch fixed appliances	164	180	91.1%	78.9%	70.3%	74.3%
% of concluded courses where treatment was abandoned or discontinued	5	180	2.8%	6.9%	8.3%	6.9%
% of patients satisfied with the treatment they have received	2	2	100.0%	96.5%	96.1%	95.7%

\* Figures in italics indicate that the base number is less than 100.

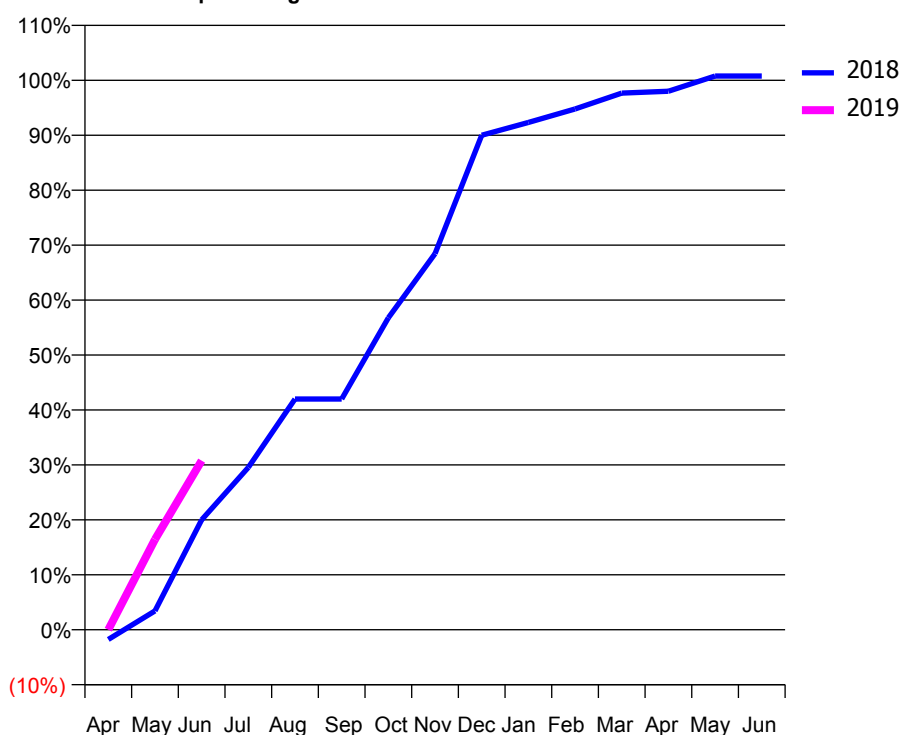
### Q56 - Vital Signs Orthodontic At a Glance Contract Report for 299022/0001 - June 2018

Name or company name	MR G KARATZOPOULOS	18/19 Contracted general activity (UDA)	551
Contract type name	GDS Contract	Carry forward general activity (UDA)	0
Purpose of contract	General and Orthodontic	18/19 Contracted orthodontic activity (UOA)	900
Contract start date	01/08/2012	Carry forward orthodontic activity (UOA)	0
Contract end date		Baseline contract value	£71,571.06

ACCESS	Contract	England and Wales
24 month ratio of assessments to patient IDs	1.08	1.09

ACTIVITY	Contract
Contract assess and fit appliances (case starts) as a percentage of Area Team case starts	0.5 %

Cumulative percentage of contracted UOA delivered 2018 & 2019



Month	Adjusted Scheduled Activity (UOA)		
	2017	2018	2019
April	-27	-16	0
May	-27	31	148
June	41	180	277
July	87	266	
August	200	378	
September	222	378	
October	289	511	
November	314	616	
December	384	810	
January	478	831	
February	524	853	
March	545	879	
April	822	882	
May	884	907	
June	884	907	

#### QUANTITY METRICS (rolling 12 month period)

	Contract Quantity	Contract Base Number	Contract *	Area Team	Region	England
% of all assessments that were assess and fit appliances (case starts)	46	85	54.1%	49.8%	57.8%	60.4%
% of all assessments that were assess and refuse	20	85	23.5%	13.4%	11.1%	11.4%
% of all assessments that were assess and review	19	85	22.4%	36.8%	31.1%	28.3%
% of case starts with a reported IOTN of 3 and Aesthetic Component of 5 or below	0	46	N/A	0.1%	0.1%	0.1%
% of case starts with a reported IOTN of 3 and Aesthetic Component of 6 or above	0	46	N/A	5.1%	4.0%	4.0%
% of case starts with a reported IOTN of 4	21	46	45.7%	75.4%	76.4%	77.8%
% of case starts with a reported IOTN of 5	24	46	52.2%	19.0%	17.5%	16.7 %
% of concluded courses in receipt of dual-arch fixed appliances	0	26	N/A	78.9%	70.3%	74.3%
% of concluded courses where treatment was abandoned or discontinued	4	26	15.4%	6.9%	8.3%	6.9%
% of patients satisfied with the treatment they have received	2	2	100.0%	96.5%	96.1%	95.7%

\* Figures in italics indicate that the base number is less than 100.

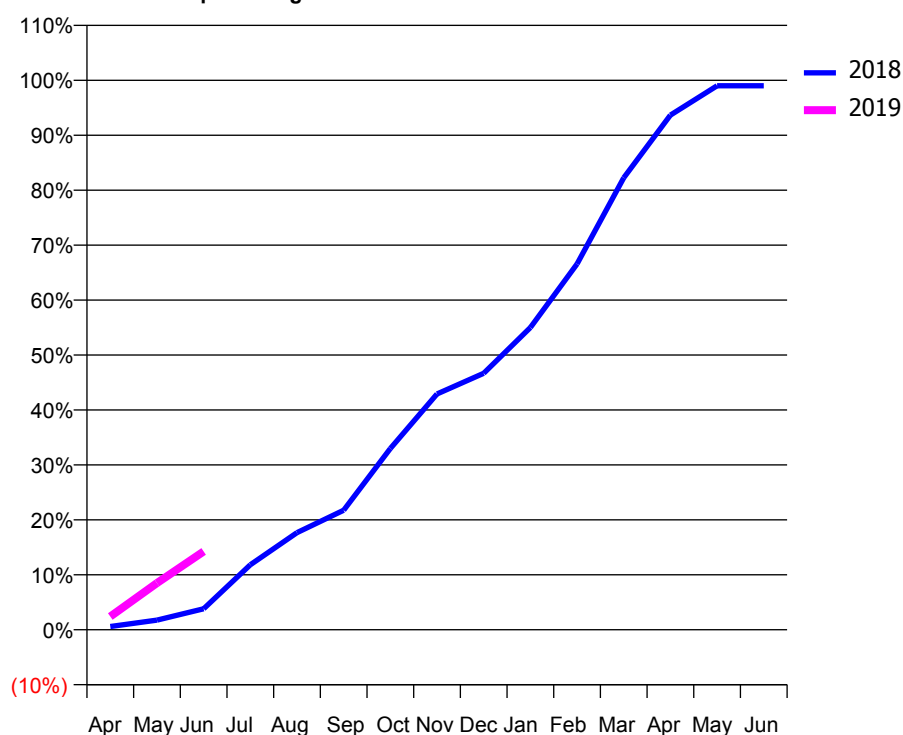
### Q56 - Vital Signs Orthodontic At a Glance Contract Report for 329185/0001 - June 2018

Name or company name	MR HS SKOYLES	18/19 Contracted general activity (UDA)	42,279
Contract type name	GDS Contract	Carry forward general activity (UDA)	0
Purpose of contract	General and Orthodontic	18/19 Contracted orthodontic activity (UOA)	1,200
Contract start date	01/04/2006	Carry forward orthodontic activity (UOA)	0
Contract end date		Baseline contract value	£1,154,405.94

ACCESS	Contract	England and Wales
24 month ratio of assessments to patient IDs	1.24	1.09

ACTIVITY	Contract
Contract assess and fit appliances (case starts) as a percentage of Area Team case starts	0.5 %

Cumulative percentage of contracted UOA delivered 2018 & 2019



Month	Adjusted Scheduled Activity (UOA)		
	2017	2018	2019
April	33	7	29
May	60	21	102
June	172	46	171
July	283	142	
August	331	212	
September	440	261	
October	526	396	
November	557	515	
December	603	560	
January	664	660	
February	702	799	
March	1,024	987	
April	1,077	1,124	
May	1,104	1,188	
June	1,148	1,188	

#### QUANTITY METRICS (rolling 12 month period)

	Contract Quantity	Contract Base Number	Contract *	Area Team	Region	England
% of all assessments that were assess and fit appliances (case starts)	47	508	9.3%	49.8%	57.8%	60.4%
% of all assessments that were assess and refuse	21	508	4.1%	13.4%	11.1%	11.4%
% of all assessments that were assess and review	440	508	86.6%	36.8%	31.1%	28.3%
% of case starts with a reported IOTN of 3 and Aesthetic Component of 5 or below	0	47	<i>N/A</i>	0.1%	0.1%	0.1%
% of case starts with a reported IOTN of 3 and Aesthetic Component of 6 or above	2	47	4.3%	5.1%	4.0%	4.0%
% of case starts with a reported IOTN of 4	26	47	55.3%	75.4%	76.4%	77.8%
% of case starts with a reported IOTN of 5	17	47	36.2%	19.0%	17.5%	16.7 %
% of concluded courses in receipt of dual-arch fixed appliances	20	40	50.0%	78.9%	70.3%	74.3%
% of concluded courses where treatment was abandoned or discontinued	7	40	17.5%	6.9%	8.3%	6.9%
% of patients satisfied with the treatment they have received	1	1	100.0%	96.5%	96.1%	95.7%

\* Figures in italics indicate that the base number is less than 100.

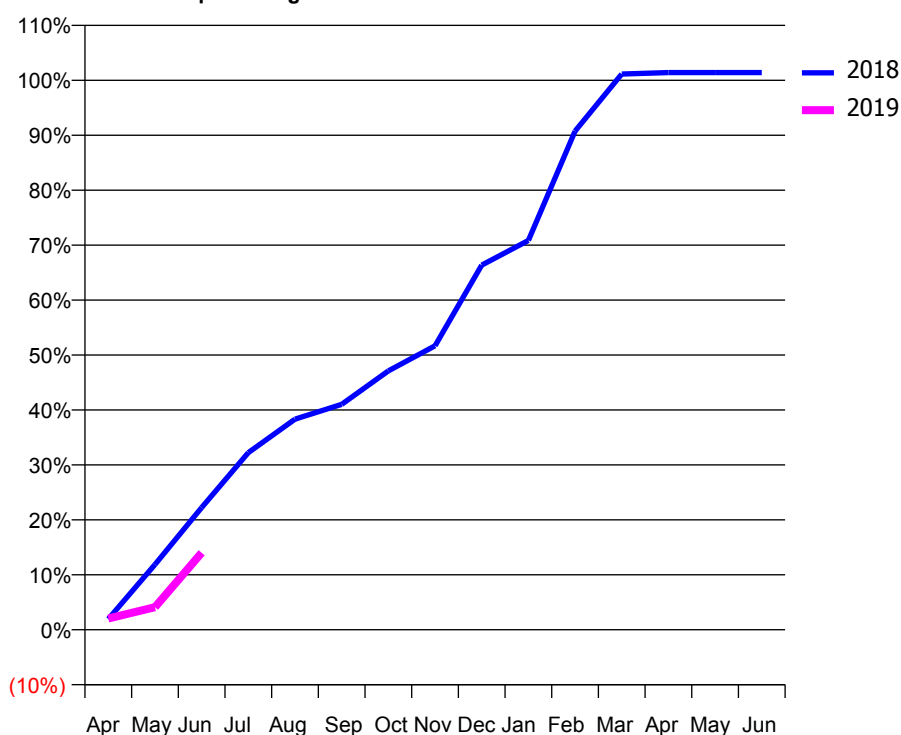
### Q56 - Vital Signs Orthodontic At a Glance Contract Report for 566497/0002 - June 2018

Name or company name	MR RA DORR	18/19 Contracted general activity (UDA)	0
Contract type name	PDS Contract	Carry forward general activity (UDA)	0
Purpose of contract	Orthodontic	18/19 Contracted orthodontic activity (UOA)	1,070
Contract start date	01/06/2008	Carry forward orthodontic activity (UOA)	0
Contract end date	31/03/2019	Baseline contract value	£67,193.74

ACCESS	Contract	England and Wales
24 month ratio of assessments to patient IDs	1.02	1.09

ACTIVITY	Contract
Contract assess and fit appliances (case starts) as a percentage of Area Team case starts	0.5 %

Cumulative percentage of contracted UOA delivered 2018 & 2019



Month	Adjusted Scheduled Activity (UOA)		
	2017	2018	2019
April	6	21	22
May	132	127	44
June	284	238	150
July	392	345	
August	504	410	
September	549	439	
October	678	504	
November	739	553	
December	826	710	
January	912	758	
February	975	971	
March	1,085	1,082	
April	1,108	1,085	
May	1,109	1,085	
June	1,109	1,085	

#### QUANTITY METRICS (rolling 12 month period)

	Contract Quantity	Contract Base Number	Contract *	Area Team	Region	England
% of all assessments that were assess and fit appliances (case starts)	46	94	48.9%	49.8%	57.8%	60.4%
% of all assessments that were assess and refuse	5	94	5.3%	13.4%	11.1%	11.4%
% of all assessments that were assess and review	43	94	45.7%	36.8%	31.1%	28.3%
% of case starts with a reported IOTN of 3 and Aesthetic Component of 5 or below	0	46	<i>N/A</i>	0.1%	0.1%	0.1%
% of case starts with a reported IOTN of 3 and Aesthetic Component of 6 or above	1	46	2.2%	5.1%	4.0%	4.0%
% of case starts with a reported IOTN of 4	42	46	91.3%	75.4%	76.4%	77.8%
% of case starts with a reported IOTN of 5	2	46	4.3%	19.0%	17.5%	16.7 %
% of concluded courses in receipt of dual-arch fixed appliances	48	60	80.0%	78.9%	70.3%	74.3%
% of concluded courses where treatment was abandoned or discontinued	10	60	16.7%	6.9%	8.3%	6.9%
% of patients satisfied with the treatment they have received	3	3	100.0%	96.5%	96.1%	95.7%

\* Figures in italics indicate that the base number is less than 100.

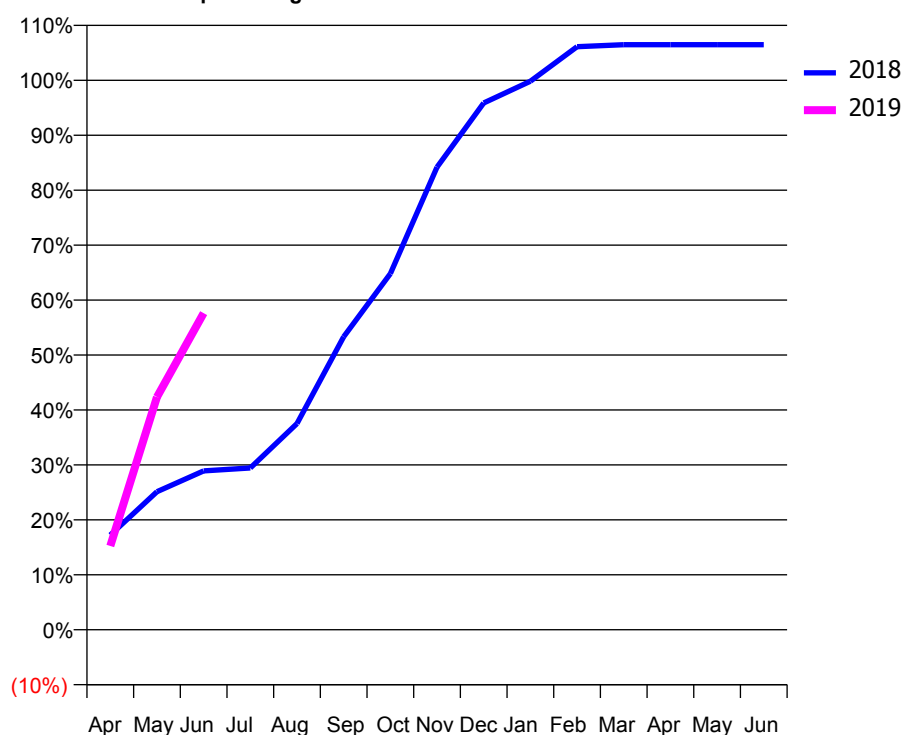
### Q56 - Vital Signs Orthodontic At a Glance Contract Report for 636444/0001 - June 2018

Name or company name	MRS LD POULTER	18/19 Contracted general activity (UDA)	0
Contract type name	PDS Contract	Carry forward general activity (UDA)	0
Purpose of contract	Orthodontic	18/19 Contracted orthodontic activity (UOA)	557
Contract start date	01/04/2006	Carry forward orthodontic activity (UOA)	0
Contract end date	31/03/2019	Baseline contract value	£35,626.87

ACCESS	Contract	England and Wales
24 month ratio of assessments to patient IDs	1.04	1.09

ACTIVITY	Contract
Contract assess and fit appliances (case starts) as a percentage of Area Team case starts	0.4 %

Cumulative percentage of contracted UOA delivered 2018 & 2019



Month	Adjusted Scheduled Activity (UOA)		
	2017	2018	2019
April	78	96	85
May	163	140	236
June	273	161	321
July	296	164	
August	401	209	
September	465	297	
October	528	361	
November	593	469	
December	593	534	
January	593	556	
February	594	591	
March	594	593	
April	594	593	
May	594	593	
June	595	593	

#### QUANTITY METRICS (rolling 12 month period)

	Contract Quantity	Contract Base Number	Contract *	Area Team	Region	England
% of all assessments that were assess and fit appliances (case starts)	37	64	57.8%	49.8%	57.8%	60.4%
% of all assessments that were assess and refuse	5	64	7.8%	13.4%	11.1%	11.4%
% of all assessments that were assess and review	22	64	34.4%	36.8%	31.1%	28.3%
% of case starts with a reported IOTN of 3 and Aesthetic Component of 5 or below	0	37	<i>N/A</i>	0.1%	0.1%	0.1%
% of case starts with a reported IOTN of 3 and Aesthetic Component of 6 or above	5	37	13.5%	5.1%	4.0%	4.0%
% of case starts with a reported IOTN of 4	24	37	64.9%	75.4%	76.4%	77.8%
% of case starts with a reported IOTN of 5	7	37	18.9%	19.0%	17.5%	16.7 %
% of concluded courses in receipt of dual-arch fixed appliances	9	15	60.0%	78.9%	70.3%	74.3%
% of concluded courses where treatment was abandoned or discontinued	2	15	13.3%	6.9%	8.3%	6.9%
% of patients satisfied with the treatment they have received	2	2	100.0%	96.5%	96.1%	95.7%

\* Figures in italics indicate that the base number is less than 100.

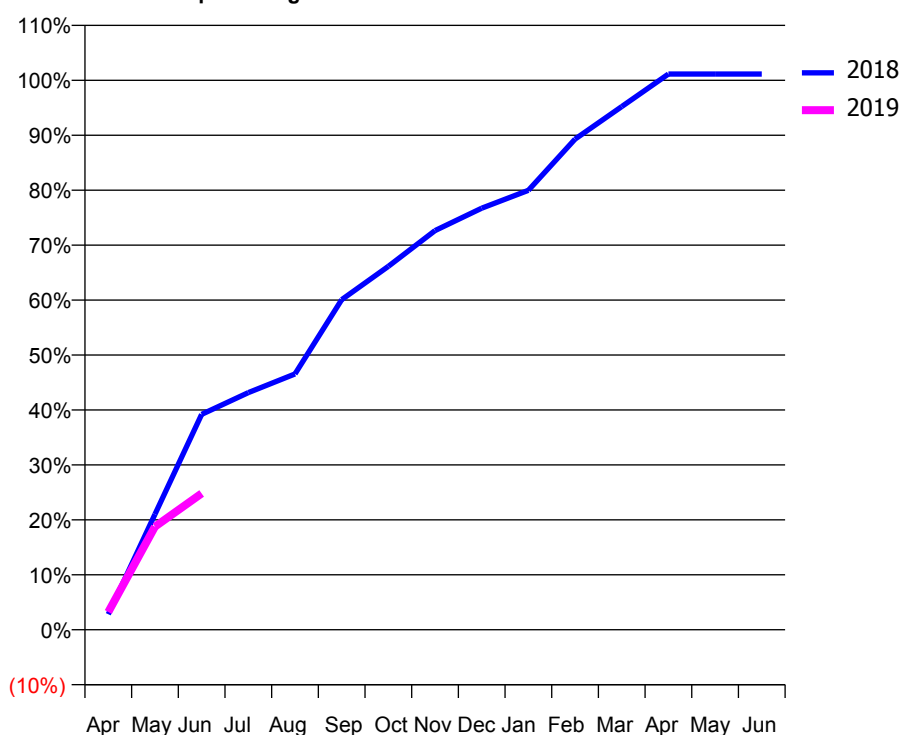
### Q56 - Vital Signs Orthodontic At a Glance Contract Report for 729159/0001 - June 2018

Name or company name	MRS AM RAE	18/19 Contracted general activity (UDA)	612
Contract type name	GDS Contract	Carry forward general activity (UDA)	0
Purpose of contract	General and Orthodontic	18/19 Contracted orthodontic activity (UOA)	709
Contract start date	01/04/2006	Carry forward orthodontic activity (UOA)	0
Contract end date		Baseline contract value	£61,198.41

ACCESS	Contract	England and Wales
24 month ratio of assessments to patient IDs	1.00	1.09

ACTIVITY	Contract
Contract assess and fit appliances (case starts) as a percentage of Area Team case starts	0.3 %

Cumulative percentage of contracted UOA delivered 2018 & 2019



Month	Adjusted Scheduled Activity (UOA)		
	2017	2018	2019
April	0	20	23
May	112	149	133
June	201	278	176
July	349	306	
August	413	330	
September	643	426	
October	689	469	
November	756	515	
December	799	544	
January	866	567	
February	934	633	
March	1,019	675	
April	1,019	717	
May	1,019	717	
June	1,019	717	

#### QUANTITY METRICS (rolling 12 month period)

	Contract Quantity	Contract Base Number	Contract *	Area Team	Region	England
% of all assessments that were assess and fit appliances (case starts)	27	75	36.0%	49.8%	57.8%	60.4%
% of all assessments that were assess and refuse	17	75	22.7%	13.4%	11.1%	11.4%
% of all assessments that were assess and review	31	75	41.3%	36.8%	31.1%	28.3%
% of case starts with a reported IOTN of 3 and Aesthetic Component of 5 or below	0	27	<i>N/A</i>	0.1%	0.1%	0.1%
% of case starts with a reported IOTN of 3 and Aesthetic Component of 6 or above	0	27	<i>N/A</i>	5.1%	4.0%	4.0%
% of case starts with a reported IOTN of 4	20	27	74.1%	75.4%	76.4%	77.8%
% of case starts with a reported IOTN of 5	7	27	25.9%	19.0%	17.5%	16.7 %
% of concluded courses in receipt of dual-arch fixed appliances	36	40	90.0%	78.9%	70.3%	74.3%
% of concluded courses where treatment was abandoned or discontinued	2	40	5.0%	6.9%	8.3%	6.9%
% of patients satisfied with the treatment they have received	2	2	100.0%	96.5%	96.1%	95.7%

\* Figures in italics indicate that the base number is less than 100.

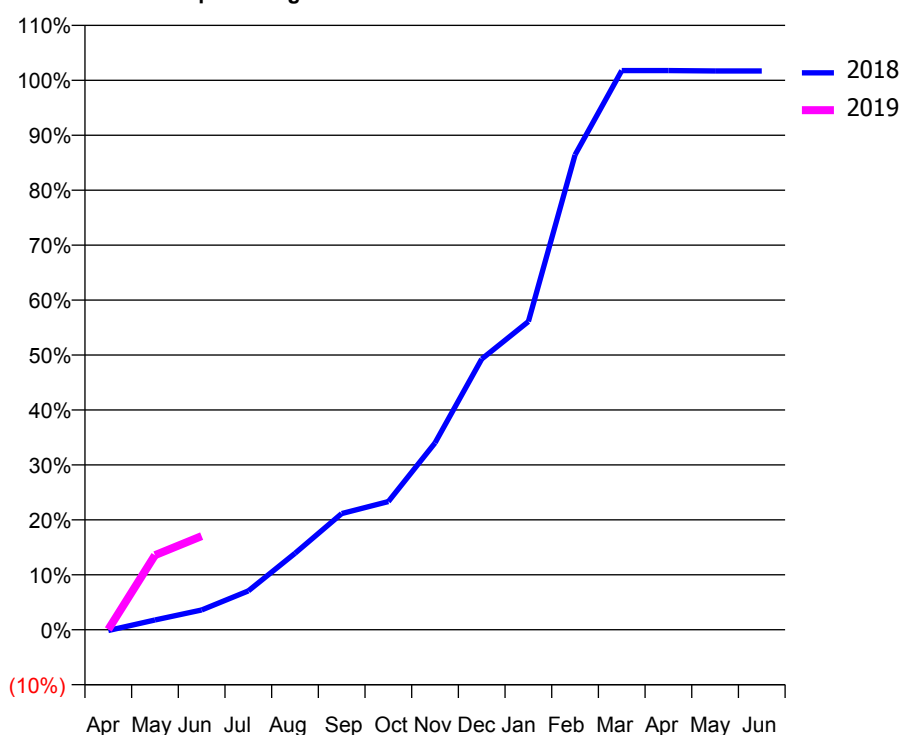
### Q56 - Vital Signs Orthodontic At a Glance Contract Report for 736619/0001 - June 2018

Name or company name	MR DB BUCHANAN	18/19 Contracted general activity (UDA)	1,628
Contract type name	PDS Contract	Carry forward general activity (UDA)	0
Purpose of contract	General and Orthodontic	18/19 Contracted orthodontic activity (UOA)	1,257
Contract start date	01/08/2010	Carry forward orthodontic activity (UOA)	0
Contract end date	31/03/2019	Baseline contract value	£127,556.73

ACCESS	Contract	England and Wales
24 month ratio of assessments to patient IDs	1.09	1.09

ACTIVITY	Contract
Contract assess and fit appliances (case starts) as a percentage of Area Team case starts	0.7 %

Cumulative percentage of contracted UOA delivered 2018 & 2019



Month	Adjusted Scheduled Activity (UOA)		
	2017	2018	2019
April	25	-2	1
May	49	22	171
June	91	45	214
July	154	89	
August	238	175	
September	242	266	
October	501	293	
November	629	427	
December	693	619	
January	694	705	
February	866	1,086	
March	1,170	1,279	
April	1,255	1,279	
May	1,255	1,278	
June	1,255	1,278	

#### QUANTITY METRICS (rolling 12 month period)

	Contract Quantity	Contract Base Number	Contract *	Area Team	Region	England
% of all assessments that were assess and fit appliances (case starts)	68	97	70.1%	49.8%	57.8%	60.4%
% of all assessments that were assess and refuse	8	97	8.2%	13.4%	11.1%	11.4%
% of all assessments that were assess and review	21	97	21.6%	36.8%	31.1%	28.3%
% of case starts with a reported IOTN of 3 and Aesthetic Component of 5 or below	0	68	N/A	0.1%	0.1%	0.1%
% of case starts with a reported IOTN of 3 and Aesthetic Component of 6 or above	0	68	N/A	5.1%	4.0%	4.0%
% of case starts with a reported IOTN of 4	56	68	82.4%	75.4%	76.4%	77.8%
% of case starts with a reported IOTN of 5	12	68	17.6%	19.0%	17.5%	16.7 %
% of concluded courses in receipt of dual-arch fixed appliances	33	39	84.6%	78.9%	70.3%	74.3%
% of concluded courses where treatment was abandoned or discontinued	0	39	0.0%	6.9%	8.3%	6.9%
% of patients satisfied with the treatment they have received	1	1	100.0%	96.5%	96.1%	95.7%

\* Figures in italics indicate that the base number is less than 100.



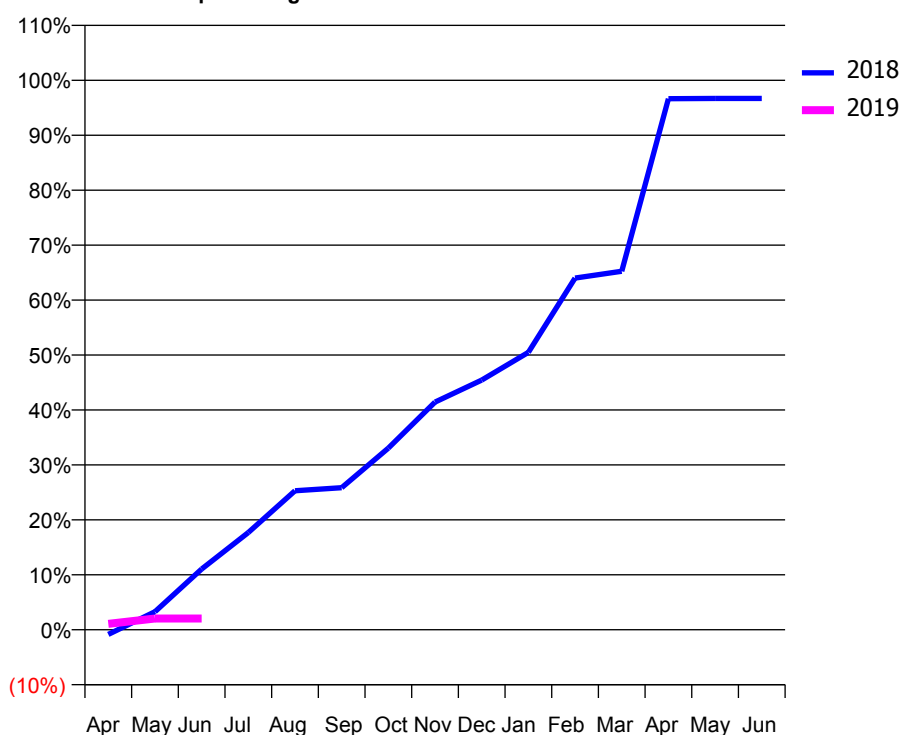
### Q56 - Vital Signs Orthodontic At a Glance Contract Report for 759953/0001 - June 2018

Name or company name	MR RA PARKER	18/19 Contracted general activity (UDA)	0
Contract type name	PDS Contract	Carry forward general activity (UDA)	0
Purpose of contract	Orthodontic	18/19 Contracted orthodontic activity (UOA)	930
Contract start date	01/04/2006	Carry forward orthodontic activity (UOA)	0
Contract end date	29/06/2018	Baseline contract value	£62,417.87

ACCESS	Contract	England and Wales
24 month ratio of assessments to patient IDs	1.26	1.09

ACTIVITY	Contract
Contract assess and fit appliances (case starts) as a percentage of Area Team case starts	1.6 %

Cumulative percentage of contracted UOA delivered 2018 & 2019



Month	Adjusted Scheduled Activity (UOA)		
	2017	2018	2019
April	-21	-32	10
May	284	124	19
June	583	416	19
July	925	666	
August	1,079	952	
September	1,306	973	
October	1,484	1,244	
November	1,855	1,559	
December	1,968	1,709	
January	2,118	1,899	
February	2,564	2,408	
March	3,212	2,455	
April	3,688	3,636	
May	3,730	3,638	
June	3,730	3,638	

#### QUANTITY METRICS (rolling 12 month period)

	Contract Quantity	Contract Base Number	Contract *	Area Team	Region	England
% of all assessments that were assess and fit appliances (case starts)	148	334	44.3%	49.8%	57.8%	60.4%
% of all assessments that were assess and refuse	26	334	7.8%	13.4%	11.1%	11.4%
% of all assessments that were assess and review	160	334	47.9%	36.8%	31.1%	28.3%
% of case starts with a reported IOTN of 3 and Aesthetic Component of 5 or below	0	148	N/A	0.1%	0.1%	0.1%
% of case starts with a reported IOTN of 3 and Aesthetic Component of 6 or above	25	148	16.9%	5.1%	4.0%	4.0%
% of case starts with a reported IOTN of 4	92	148	62.2%	75.4%	76.4%	77.8%
% of case starts with a reported IOTN of 5	28	148	18.9%	19.0%	17.5%	16.7 %
% of concluded courses in receipt of dual-arch fixed appliances	0	151	N/A	78.9%	70.3%	74.3%
% of concluded courses where treatment was abandoned or discontinued	16	151	10.6%	6.9%	8.3%	6.9%
% of patients satisfied with the treatment they have received	6	8	75.0%	96.5%	96.1%	95.7%

\* Figures in italics indicate that the base number is less than 100.

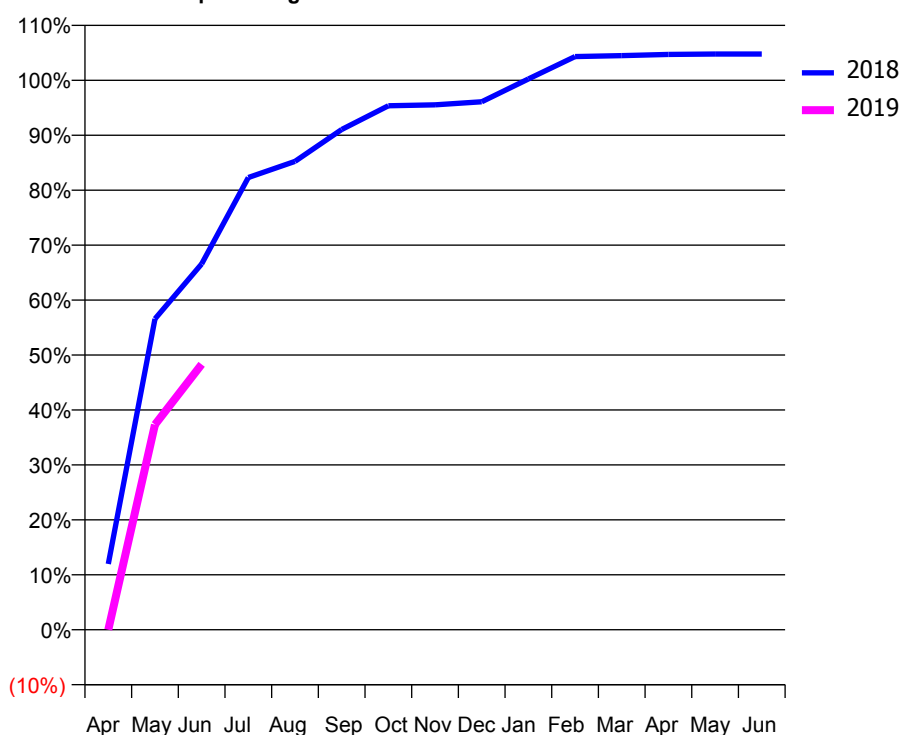
### Q56 - Vital Signs Orthodontic At a Glance Contract Report for 817899/0003 - June 2018

Name or company name	MRS AM BRANCH	18/19 Contracted general activity (UDA)	0
Contract type name	PDS Contract	Carry forward general activity (UDA)	0
Purpose of contract	Orthodontic	18/19 Contracted orthodontic activity (UOA)	1,762
Contract start date	05/01/2015	Carry forward orthodontic activity (UOA)	0
Contract end date	31/03/2019	Baseline contract value	£112,782.44

ACCESS	Contract	England and Wales
24 month ratio of assessments to patient IDs	1.26	1.09

ACTIVITY	Contract
Contract assess and fit appliances (case starts) as a percentage of Area Team case starts	0.7 %

Cumulative percentage of contracted UOA delivered 2018 & 2019



Month	Adjusted Scheduled Activity (UOA)		
	2017	2018	2019
April	229	211	0
May	890	997	658
June	1,147	1,173	851
July	1,365	1,450	
August	1,522	1,502	
September	1,568	1,604	
October	1,601	1,680	
November	1,696	1,683	
December	1,751	1,693	
January	1,784	1,766	
February	1,788	1,838	
March	1,835	1,841	
April	1,835	1,845	
May	1,836	1,846	
June	1,836	1,846	

#### QUANTITY METRICS (rolling 12 month period)

	Contract Quantity	Contract Base Number	Contract *	Area Team	Region	England
% of all assessments that were assess and fit appliances (case starts)	67	184	36.4%	49.8%	57.8%	60.4%
% of all assessments that were assess and refuse	3	184	1.6%	13.4%	11.1%	11.4%
% of all assessments that were assess and review	114	184	62.0%	36.8%	31.1%	28.3%
% of case starts with a reported IOTN of 3 and Aesthetic Component of 5 or below	0	67	<i>N/A</i>	0.1%	0.1%	0.1%
% of case starts with a reported IOTN of 3 and Aesthetic Component of 6 or above	4	67	6.0%	5.1%	4.0%	4.0%
% of case starts with a reported IOTN of 4	47	67	70.1%	75.4%	76.4%	77.8%
% of case starts with a reported IOTN of 5	16	67	23.9%	19.0%	17.5%	16.7 %
% of concluded courses in receipt of dual-arch fixed appliances	85	95	89.5%	78.9%	70.3%	74.3%
% of concluded courses where treatment was abandoned or discontinued	6	95	6.3%	6.9%	8.3%	6.9%
% of patients satisfied with the treatment they have received	0	0	<i>N/A</i>	96.5%	96.1%	95.7%

\* Figures in italics indicate that the base number is less than 100.

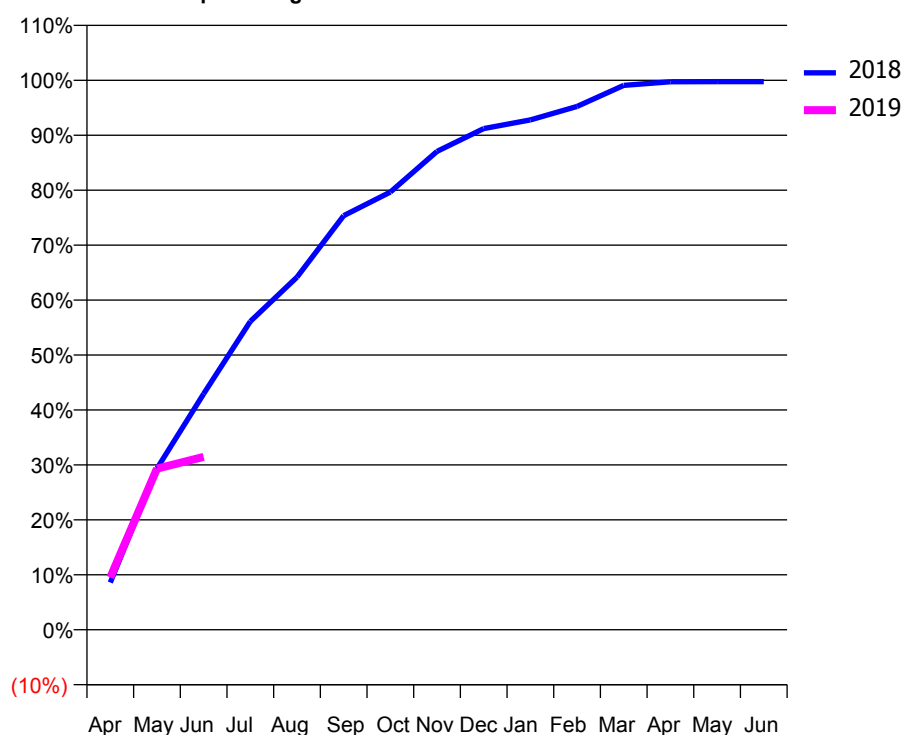
### Q56 - Vital Signs Orthodontic At a Glance Contract Report for 822493/0001 - June 2018

Name or company name	MR AR HARE	18/19 Contracted general activity (UDA)	0
Contract type name	PDS Contract	Carry forward general activity (UDA)	0
Purpose of contract	Orthodontic	18/19 Contracted orthodontic activity (UOA)	10,244
Contract start date	01/04/2006	Carry forward orthodontic activity (UOA)	0
Contract end date	31/03/2019	Baseline contract value	£638,738.01

ACCESS	Contract	England and Wales
24 month ratio of assessments to patient IDs	1.02	1.09

ACTIVITY	Contract
Contract assess and fit appliances (case starts) as a percentage of Area Team case starts	4.5 %

Cumulative percentage of contracted UOA delivered 2018 & 2019



Month	Adjusted Scheduled Activity (UOA)		
	2017	2018	2019
April	205	885	975
May	2,326	3,019	3,004
June	3,457	4,417	3,224
July	4,782	5,772	
August	5,559	6,601	
September	6,721	7,751	
October	7,684	8,193	
November	8,505	8,955	
December	8,950	9,382	
January	9,348	9,545	
February	9,682	9,795	
March	10,218	10,190	
April	10,365	10,257	
May	10,367	10,259	
June	10,389	10,259	

### QUANTITY METRICS (rolling 12 month period)

	Contract Quantity	Contract Base Number	Contract *	Area Team	Region	England
% of all assessments that were assess and fit appliances (case starts)	420	781	53.8%	49.8%	57.8%	60.4%
% of all assessments that were assess and refuse	182	781	23.3%	13.4%	11.1%	11.4%
% of all assessments that were assess and review	179	781	22.9%	36.8%	31.1%	28.3%
% of case starts with a reported IOTN of 3 and Aesthetic Component of 5 or below	0	420	N/A	0.1%	0.1%	0.1%
% of case starts with a reported IOTN of 3 and Aesthetic Component of 6 or above	17	420	4.0%	5.1%	4.0%	4.0%
% of case starts with a reported IOTN of 4	319	420	76.0%	75.4%	76.4%	77.8%
% of case starts with a reported IOTN of 5	82	420	19.5%	19.0%	17.5%	16.7 %
% of concluded courses in receipt of dual-arch fixed appliances	373	412	90.5%	78.9%	70.3%	74.3%
% of concluded courses where treatment was abandoned or discontinued	19	412	4.6%	6.9%	8.3%	6.9%
% of patients satisfied with the treatment they have received	24	24	100.0%	96.5%	96.1%	95.7%

\* Figures in italics indicate that the base number is less than 100.

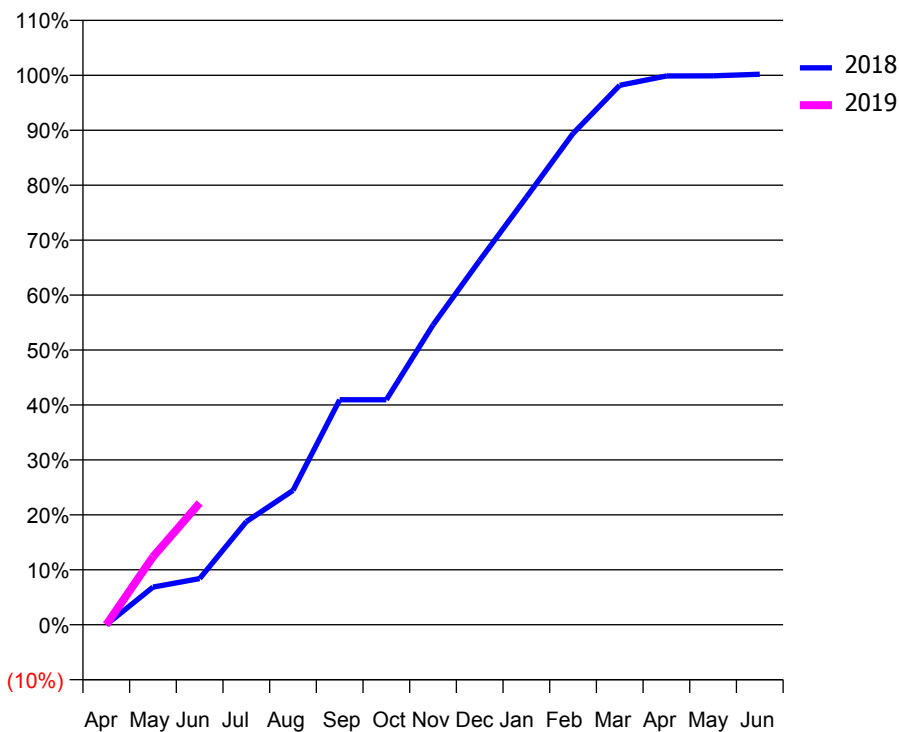
### Q56 - Vital Signs Orthodontic At a Glance Contract Report for 822493/0002 - June 2018

Name or company name	MR AR HARE	18/19 Contracted general activity (UDA)	0
Contract type name	PDS Contract	Carry forward general activity (UDA)	0
Purpose of contract	Orthodontic	18/19 Contracted orthodontic activity (UOA)	7,593
Contract start date	01/04/2006	Carry forward orthodontic activity (UOA)	0
Contract end date	31/03/2019	Baseline contract value	£473,510.14

ACCESS	Contract	England and Wales
24 month ratio of assessments to patient IDs	1.03	1.09

ACTIVITY	Contract
Contract assess and fit appliances (case starts) as a percentage of Area Team case starts	4.4 %

Cumulative percentage of contracted UOA delivered 2018 & 2019



Month	Adjusted Scheduled Activity (UOA)		
	2017	2018	2019
April	92	0	0
May	704	520	939
June	1,154	639	1,683
July	1,671	1,425	
August	1,973	1,857	
September	2,615	3,110	
October	2,935	3,110	
November	4,100	4,143	
December	4,725	5,035	
January	4,874	5,908	
February	6,027	6,790	
March	7,059	7,454	
April	7,551	7,584	
May	7,594	7,586	
June	7,594	7,607	

#### QUANTITY METRICS (rolling 12 month period)

	Contract Quantity	Contract Base Number	Contract *	Area Team	Region	England
% of all assessments that were assess and fit appliances (case starts)	411	572	71.9%	49.8%	57.8%	60.4%
% of all assessments that were assess and refuse	70	572	12.2%	13.4%	11.1%	11.4%
% of all assessments that were assess and review	91	572	15.9%	36.8%	31.1%	28.3%
% of case starts with a reported IOTN of 3 and Aesthetic Component of 5 or below	0	411	N/A	0.1%	0.1%	0.1%
% of case starts with a reported IOTN of 3 and Aesthetic Component of 6 or above	16	411	3.9%	5.1%	4.0%	4.0%
% of case starts with a reported IOTN of 4	326	411	79.3%	75.4%	76.4%	77.8%
% of case starts with a reported IOTN of 5	68	411	16.5%	19.0%	17.5%	16.7 %
% of concluded courses in receipt of dual-arch fixed appliances	303	351	86.3%	78.9%	70.3%	74.3%
% of concluded courses where treatment was abandoned or discontinued	33	351	9.4%	6.9%	8.3%	6.9%
% of patients satisfied with the treatment they have received	16	17	94.1%	96.5%	96.1%	95.7%

\* Figures in italics indicate that the base number is less than 100.

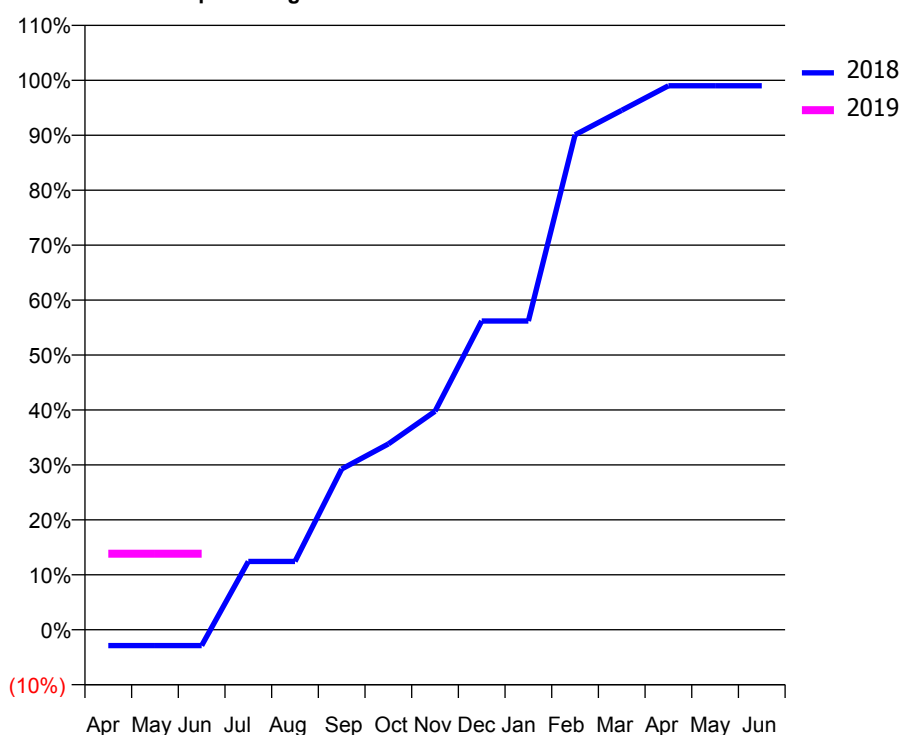
### Q56 - Vital Signs Orthodontic At a Glance Contract Report for 827134/0006 - June 2018

Name or company name	MR JG PLUMMER	18/19 Contracted general activity (UDA)	13,778
Contract type name	GDS Contract	Carry forward general activity (UDA)	0
Purpose of contract	General and Orthodontic	18/19 Contracted orthodontic activity (UOA)	1,408
Contract start date	01/04/2006	Carry forward orthodontic activity (UOA)	0
Contract end date		Baseline contract value	£560,956.05

ACCESS	Contract	England and Wales
24 month ratio of assessments to patient IDs	1.02	1.09

ACTIVITY	Contract
Contract assess and fit appliances (case starts) as a percentage of Area Team case starts	0.8 %

Cumulative percentage of contracted UOA delivered 2018 & 2019



Month	Adjusted Scheduled Activity (UOA)		
	2017	2018	2019
April	-28	-41	195
May	-28	-41	195
June	308	-41	195
July	308	175	
August	434	175	
September	434	412	
October	434	476	
November	562	560	
December	562	791	
January	563	791	
February	563	1,268	
March	799	1,331	
April	1,324	1,394	
May	1,367	1,394	
June	1,367	1,394	

#### QUANTITY METRICS (rolling 12 month period)

	Contract Quantity	Contract Base Number	Contract *	Area Team	Region	England
% of all assessments that were assess and fit appliances (case starts)	76	110	69.1%	49.8%	57.8%	60.4%
% of all assessments that were assess and refuse	3	110	2.7%	13.4%	11.1%	11.4%
% of all assessments that were assess and review	31	110	28.2%	36.8%	31.1%	28.3%
% of case starts with a reported IOTN of 3 and Aesthetic Component of 5 or below	0	76	<i>N/A</i>	0.1%	0.1%	0.1%
% of case starts with a reported IOTN of 3 and Aesthetic Component of 6 or above	4	76	5.3%	5.1%	4.0%	4.0%
% of case starts with a reported IOTN of 4	63	76	82.9%	75.4%	76.4%	77.8%
% of case starts with a reported IOTN of 5	9	76	11.8%	19.0%	17.5%	16.7 %
% of concluded courses in receipt of dual-arch fixed appliances	0	0	<i>N/A</i>	78.9%	70.3%	74.3%
% of concluded courses where treatment was abandoned or discontinued	0	0	<i>N/A</i>	6.9%	8.3%	6.9%
% of patients satisfied with the treatment they have received	2	2	100.0%	96.5%	96.1%	95.7%

\* Figures in italics indicate that the base number is less than 100.

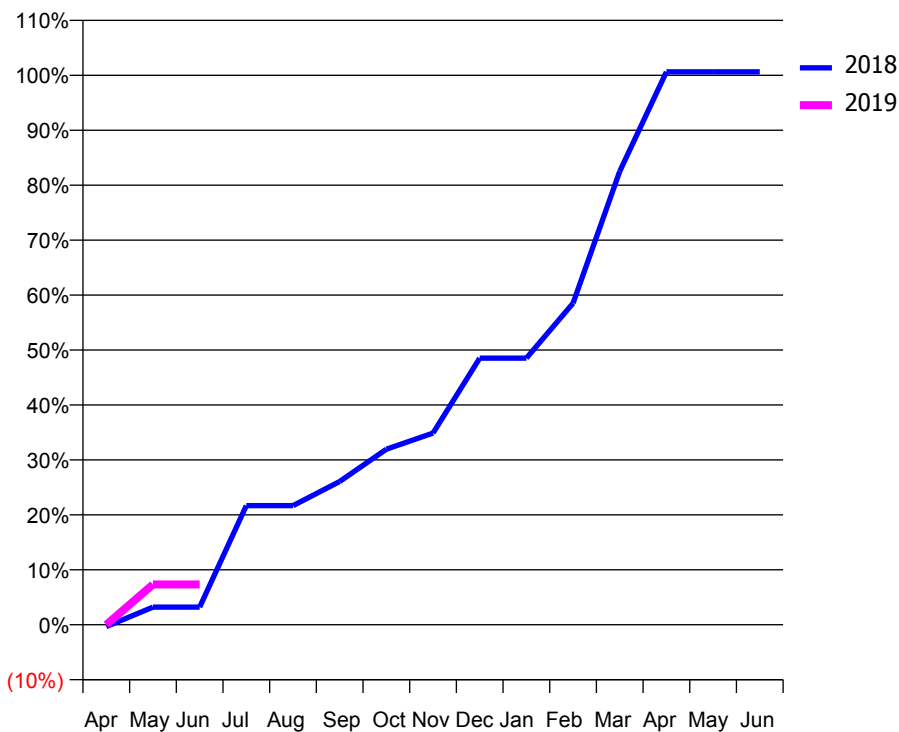
### Q56 - Vital Signs Orthodontic At a Glance Contract Report for 827134/0007 - June 2018

Name or company name	MR JG PLUMMER	18/19 Contracted general activity (UDA)	17,482
Contract type name	GDS Contract	Carry forward general activity (UDA)	0
Purpose of contract	General and Orthodontic	18/19 Contracted orthodontic activity (UOA)	1,430
Contract start date	01/04/2006	Carry forward orthodontic activity (UOA)	0
Contract end date		Baseline contract value	£705,773.61

ACCESS	Contract	England and Wales
24 month ratio of assessments to patient IDs	1.21	1.09

ACTIVITY	Contract
Contract assess and fit appliances (case starts) as a percentage of Area Team case starts	0.7 %

Cumulative percentage of contracted UOA delivered 2018 & 2019



Month	Adjusted Scheduled Activity (UOA)		
	2017	2018	2019
April	40	-5	0
May	239	46	105
June	426	46	105
July	532	310	
August	532	310	
September	591	373	
October	637	457	
November	747	499	
December	915	694	
January	1,045	694	
February	1,108	837	
March	1,341	1,180	
April	1,425	1,439	
May	1,425	1,439	
June	1,425	1,439	

#### QUANTITY METRICS (rolling 12 month period)

	Contract Quantity	Contract Base Number	Contract *	Area Team	Region	England
% of all assessments that were assess and fit appliances (case starts)	67	192	34.9%	49.8%	57.8%	60.4%
% of all assessments that were assess and refuse	6	192	3.1%	13.4%	11.1%	11.4%
% of all assessments that were assess and review	119	192	62.0%	36.8%	31.1%	28.3%
% of case starts with a reported IOTN of 3 and Aesthetic Component of 5 or below	0	67	<i>N/A</i>	0.1%	0.1%	0.1%
% of case starts with a reported IOTN of 3 and Aesthetic Component of 6 or above	0	67	<i>N/A</i>	5.1%	4.0%	4.0%
% of case starts with a reported IOTN of 4	57	67	85.1%	75.4%	76.4%	77.8%
% of case starts with a reported IOTN of 5	10	67	14.9%	19.0%	17.5%	16.7 %
% of concluded courses in receipt of dual-arch fixed appliances	7	7	100.0%	78.9%	70.3%	74.3%
% of concluded courses where treatment was abandoned or discontinued	0	7	0.0%	6.9%	8.3%	6.9%
% of patients satisfied with the treatment they have received	2	2	100.0%	96.5%	96.1%	95.7%

\* Figures in italics indicate that the base number is less than 100.

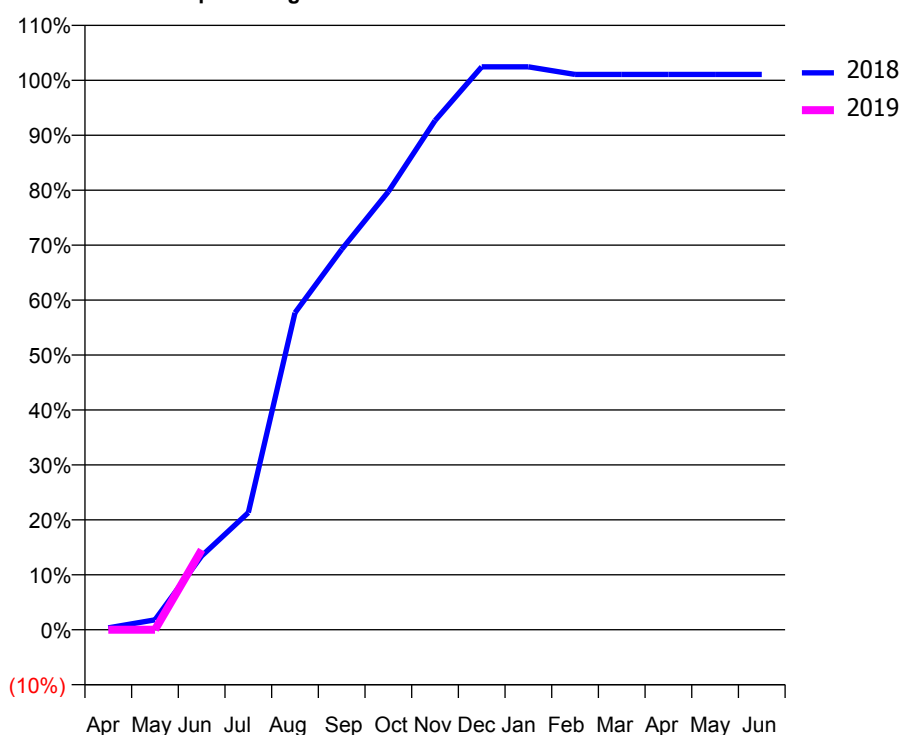
### Q56 - Vital Signs Orthodontic At a Glance Contract Report for 827134/0008 - June 2018

Name or company name	MR JG PLUMMER	18/19 Contracted general activity (UDA)	25,930
Contract type name	GDS Contract	Carry forward general activity (UDA)	0
Purpose of contract	General and Orthodontic	18/19 Contracted orthodontic activity (UOA)	1,430
Contract start date	01/04/2006	Carry forward orthodontic activity (UOA)	0
Contract end date		Baseline contract value	£852,042.08

ACCESS	Contract	England and Wales
24 month ratio of assessments to patient IDs	1.24	1.09

ACTIVITY	Contract
Contract assess and fit appliances (case starts) as a percentage of Area Team case starts	0.7 %

Cumulative percentage of contracted UOA delivered 2018 & 2019



Month	Adjusted Scheduled Activity (UOA)		
	2017	2018	2019
April	287	5	0
May	569	26	0
June	788	192	208
July	1,024	305	
August	1,365	825	
September	1,435	990	
October	1,435	1,140	
November	1,435	1,325	
December	1,435	1,465	
January	1,435	1,465	
February	1,435	1,445	
March	1,435	1,445	
April	1,435	1,445	
May	1,435	1,445	
June	1,435	1,445	

#### QUANTITY METRICS (rolling 12 month period)

	Contract Quantity	Contract Base Number	Contract *	Area Team	Region	England
% of all assessments that were assess and fit appliances (case starts)	65	203	32.0%	49.8%	57.8%	60.4%
% of all assessments that were assess and refuse	31	203	15.3%	13.4%	11.1%	11.4%
% of all assessments that were assess and review	107	203	52.7%	36.8%	31.1%	28.3%
% of case starts with a reported IOTN of 3 and Aesthetic Component of 5 or below	0	65	<i>N/A</i>	0.1%	0.1%	0.1%
% of case starts with a reported IOTN of 3 and Aesthetic Component of 6 or above	0	65	<i>N/A</i>	5.1%	4.0%	4.0%
% of case starts with a reported IOTN of 4	59	65	90.8%	75.4%	76.4%	77.8%
% of case starts with a reported IOTN of 5	6	65	9.2%	19.0%	17.5%	16.7 %
% of concluded courses in receipt of dual-arch fixed appliances	32	36	88.9%	78.9%	70.3%	74.3%
% of concluded courses where treatment was abandoned or discontinued	4	36	11.1%	6.9%	8.3%	6.9%
% of patients satisfied with the treatment they have received	0	0	<i>N/A</i>	96.5%	96.1%	95.7%

\* Figures in italics indicate that the base number is less than 100.

### Q56 - Vital Signs Orthodontic At a Glance Contract Report for 827134/0009 - June 2018

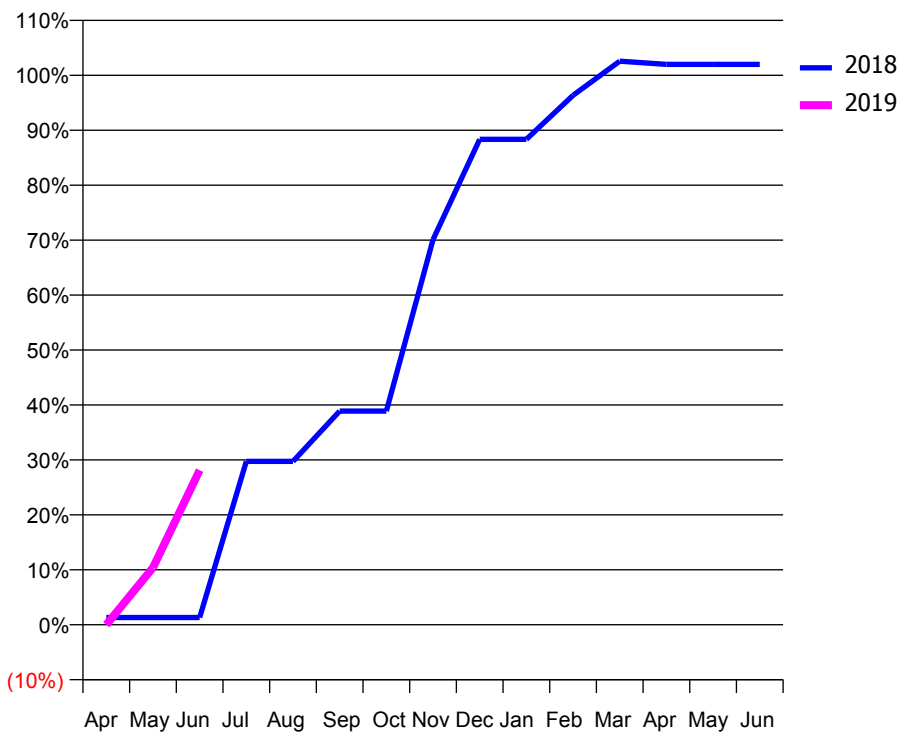
Name or company name	MR JG PLUMMER
Contract type name	GDS Contract
Purpose of contract	General and Orthodontic
Contract start date	01/04/2006
Contract end date	

18/19 Contracted general activity (UDA)	32,392
Carry forward general activity (UDA)	0
18/19 Contracted orthodontic activity (UOA)	1,980
Carry forward orthodontic activity (UOA)	0
Baseline contract value	£1,080,480.30

ACCESS	Contract	England and Wales
24 month ratio of assessments to patient IDs	1.08	1.09

ACTIVITY	Contract
Contract assess and fit appliances (case starts) as a percentage of Area Team case starts	1.3 %

Cumulative percentage of contracted UOA delivered 2018 & 2019



Month	Adjusted Scheduled Activity (UOA)		
	2017	2018	2019
April	191	26	0
May	365	26	206
June	377	26	557
July	780	589	
August	864	589	
September	1,103	770	
October	1,390	770	
November	2,006	1,388	
December	2,006	1,749	
January	2,006	1,749	
February	2,006	1,908	
March	2,006	2,031	
April	2,006	2,019	
May	2,006	2,019	
June	2,006	2,019	

#### QUANTITY METRICS (rolling 12 month period)

	Contract Quantity	Contract Base Number	Contract *	Area Team	Region	England
% of all assessments that were assess and fit appliances (case starts)	116	284	40.8%	49.8%	57.8%	60.4%
% of all assessments that were assess and refuse	19	284	6.7%	13.4%	11.1%	11.4%
% of all assessments that were assess and review	149	284	52.5%	36.8%	31.1%	28.3%
% of case starts with a reported IOTN of 3 and Aesthetic Component of 5 or below	0	116	N/A	0.1%	0.1%	0.1%
% of case starts with a reported IOTN of 3 and Aesthetic Component of 6 or above	1	116	0.9%	5.1%	4.0%	4.0%
% of case starts with a reported IOTN of 4	94	116	81.0%	75.4%	76.4%	77.8%
% of case starts with a reported IOTN of 5	21	116	18.1%	19.0%	17.5%	16.7 %
% of concluded courses in receipt of dual-arch fixed appliances	65	87	74.7%	78.9%	70.3%	74.3%
% of concluded courses where treatment was abandoned or discontinued	11	87	12.6%	6.9%	8.3%	6.9%
% of patients satisfied with the treatment they have received	2	2	100.0%	96.5%	96.1%	95.7%

\* Figures in italics indicate that the base number is less than 100.



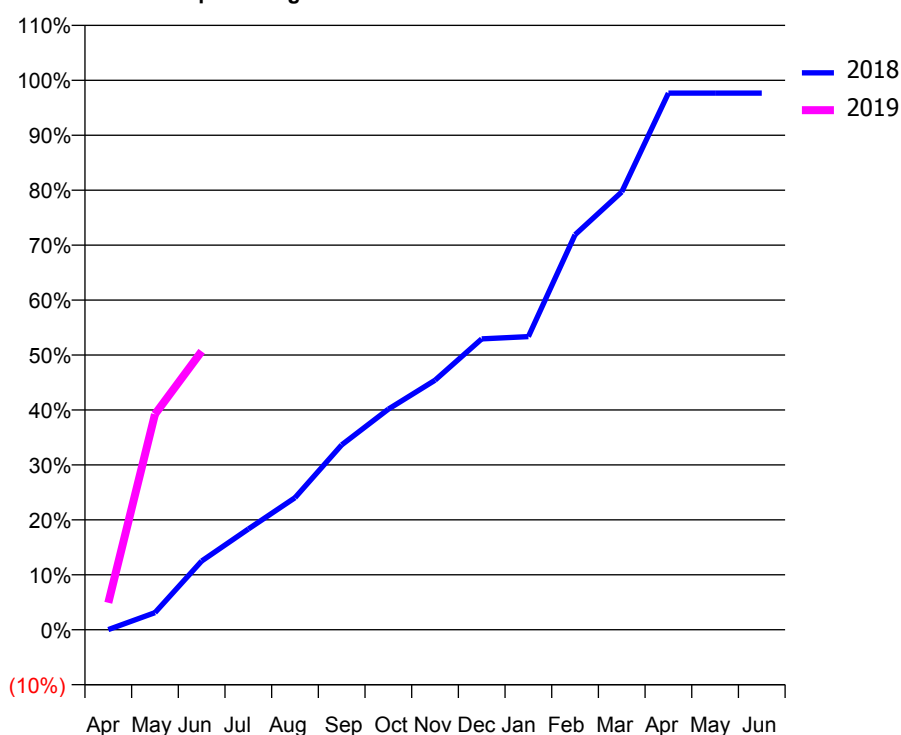
### Q56 - Vital Signs Orthodontic At a Glance Contract Report for 827134/0010 - June 2018

Name or company name	MR JG PLUMMER	18/19 Contracted general activity (UDA)	51,443
Contract type name	Pilot Contract	Carry forward general activity (UDA)	0
Purpose of contract	General and Orthodontic	18/19 Contracted orthodontic activity (UOA)	2,750
Contract start date	01/04/2006	Carry forward orthodontic activity (UOA)	0
Contract end date		Baseline contract value	£1,663,806.62

ACCESS	Contract	England and Wales
24 month ratio of assessments to patient IDs	1.20	1.09

ACTIVITY	Contract
Contract assess and fit appliances (case starts) as a percentage of Area Team case starts	1.8 %

Cumulative percentage of contracted UOA delivered 2018 & 2019



Month	Adjusted Scheduled Activity (UOA)		
	2017	2018	2019
April	198	1	135
May	337	86	1,079
June	435	344	1,394
July	790	504	
August	849	661	
September	1,124	925	
October	1,480	1,104	
November	1,902	1,249	
December	1,977	1,456	
January	2,027	1,467	
February	2,179	1,977	
March	2,316	2,191	
April	2,746	2,686	
May	2,746	2,686	
June	2,746	2,686	

#### QUANTITY METRICS (rolling 12 month period)

	Contract Quantity	Contract Base Number	Contract *	Area Team	Region	England
% of all assessments that were assess and fit appliances (case starts)	163	493	33.1%	49.8%	57.8%	60.4%
% of all assessments that were assess and refuse	8	493	1.6%	13.4%	11.1%	11.4%
% of all assessments that were assess and review	322	493	65.3%	36.8%	31.1%	28.3%
% of case starts with a reported IOTN of 3 and Aesthetic Component of 5 or below	0	163	N/A	0.1%	0.1%	0.1%
% of case starts with a reported IOTN of 3 and Aesthetic Component of 6 or above	0	163	N/A	5.1%	4.0%	4.0%
% of case starts with a reported IOTN of 4	134	163	82.2%	75.4%	76.4%	77.8%
% of case starts with a reported IOTN of 5	29	163	17.8%	19.0%	17.5%	16.7 %
% of concluded courses in receipt of dual-arch fixed appliances	85	91	93.4%	78.9%	70.3%	74.3%
% of concluded courses where treatment was abandoned or discontinued	2	91	2.2%	6.9%	8.3%	6.9%
% of patients satisfied with the treatment they have received	4	5	80.0%	96.5%	96.1%	95.7%

\* Figures in italics indicate that the base number is less than 100.

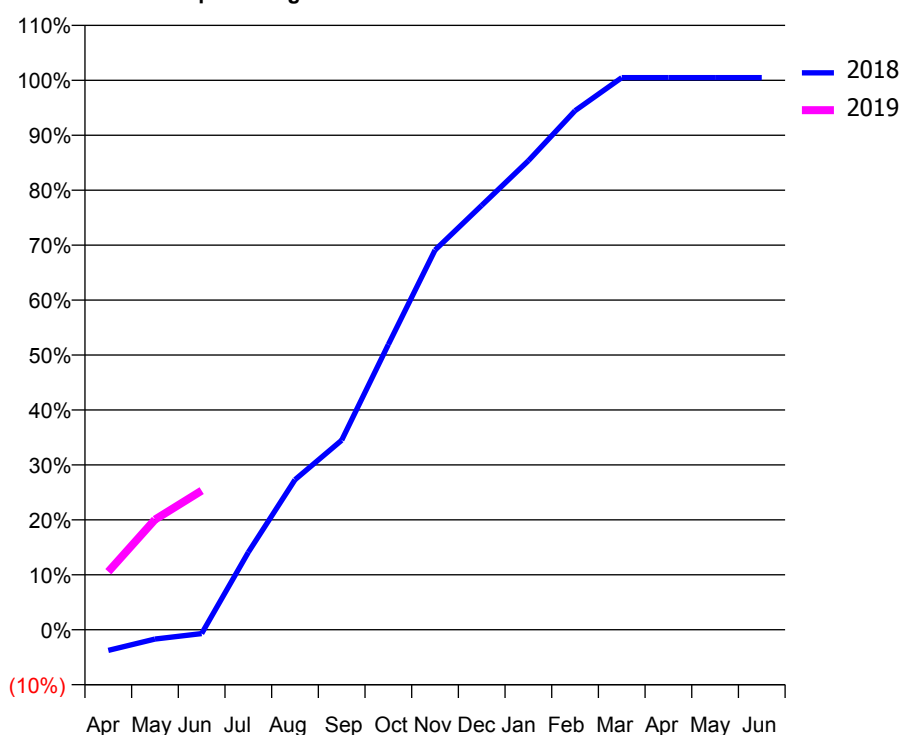
### Q56 - Vital Signs Orthodontic At a Glance Contract Report for 827134/0012 - June 2018

Name or company name	MR JG PLUMMER	18/19 Contracted general activity (UDA)	22,126
Contract type name	GDS Contract	Carry forward general activity (UDA)	0
Purpose of contract	General and Orthodontic	18/19 Contracted orthodontic activity (UOA)	2,090
Contract start date	01/04/2006	Carry forward orthodontic activity (UOA)	0
Contract end date		Baseline contract value	£826,898.01

ACCESS	Contract	England and Wales
24 month ratio of assessments to patient IDs	1.07	1.09

ACTIVITY	Contract
Contract assess and fit appliances (case starts) as a percentage of Area Team case starts	1.4 %

Cumulative percentage of contracted UOA delivered 2018 & 2019



Month	Adjusted Scheduled Activity (UOA)		
	2017	2018	2019
April	55	-79	221
May	206	-36	419
June	293	-15	529
July	448	295	
August	619	571	
September	704	721	
October	854	1,085	
November	1,067	1,444	
December	1,496	1,614	
January	1,583	1,784	
February	1,734	1,974	
March	1,797	2,100	
April	1,967	2,100	
May	2,009	2,100	
June	2,009	2,100	

#### QUANTITY METRICS (rolling 12 month period)

	Contract Quantity	Contract Base Number	Contract *	Area Team	Region	England
% of all assessments that were assess and fit appliances (case starts)	126	175	72.0%	49.8%	57.8%	60.4%
% of all assessments that were assess and refuse	2	175	1.1%	13.4%	11.1%	11.4%
% of all assessments that were assess and review	47	175	26.9%	36.8%	31.1%	28.3%
% of case starts with a reported IOTN of 3 and Aesthetic Component of 5 or below	0	126	N/A	0.1%	0.1%	0.1%
% of case starts with a reported IOTN of 3 and Aesthetic Component of 6 or above	4	126	3.2%	5.1%	4.0%	4.0%
% of case starts with a reported IOTN of 4	107	126	84.9%	75.4%	76.4%	77.8%
% of case starts with a reported IOTN of 5	15	126	11.9%	19.0%	17.5%	16.7 %
% of concluded courses in receipt of dual-arch fixed appliances	37	43	86.0%	78.9%	70.3%	74.3%
% of concluded courses where treatment was abandoned or discontinued	6	43	14.0%	6.9%	8.3%	6.9%
% of patients satisfied with the treatment they have received	4	4	100.0%	96.5%	96.1%	95.7%

\* Figures in italics indicate that the base number is less than 100.

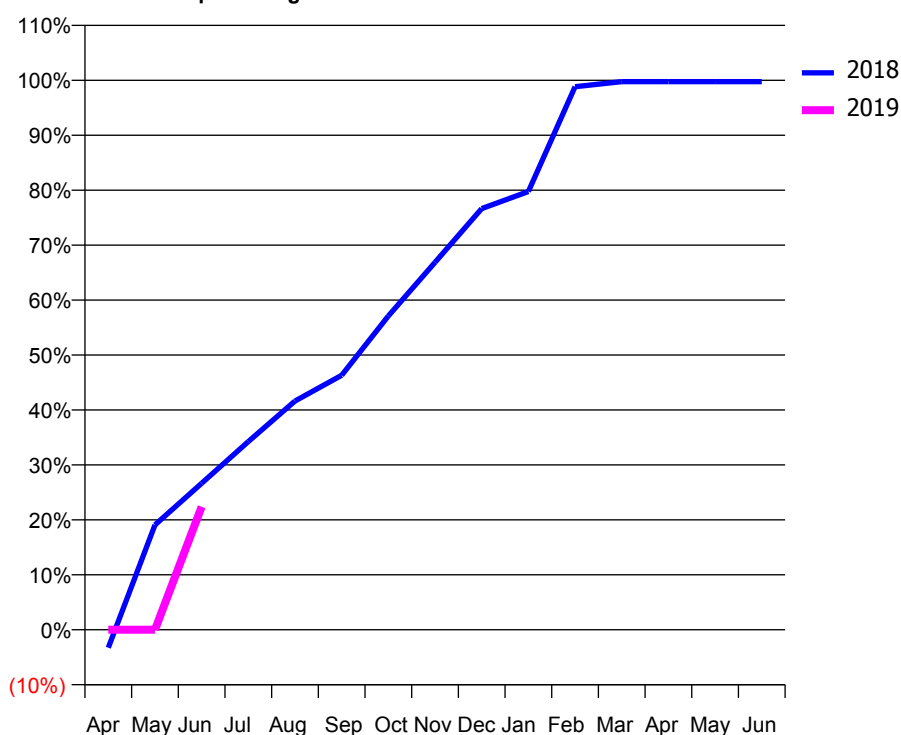
### Q56 - Vital Signs Orthodontic At a Glance Contract Report for 827134/0013 - June 2018

Name or company name	MR JG PLUMMER	18/19 Contracted general activity (UDA)	24,945
Contract type name	GDS Contract	Carry forward general activity (UDA)	0
Purpose of contract	General and Orthodontic	18/19 Contracted orthodontic activity (UOA)	2,064
Contract start date	01/04/2006	Carry forward orthodontic activity (UOA)	0
Contract end date		Baseline contract value	£887,313.70

ACCESS	Contract	England and Wales
24 month ratio of assessments to patient IDs	1.09	1.09

ACTIVITY	Contract
Contract assess and fit appliances (case starts) as a percentage of Area Team case starts	0.9 %

Cumulative percentage of contracted UOA delivered 2018 & 2019



Month	Adjusted Scheduled Activity (UOA)		
	2017	2018	2019
April	544	-68	0
May	1,079	394	0
June	1,188	550	462
July	1,597	707	
August	1,912	859	
September	1,996	956	
October	1,996	1,179	
November	1,996	1,380	
December	1,996	1,582	
January	1,996	1,646	
February	1,996	2,040	
March	1,996	2,059	
April	1,996	2,059	
May	1,996	2,059	
June	1,996	2,059	

#### QUANTITY METRICS (rolling 12 month period)

	Contract Quantity	Contract Base Number	Contract *	Area Team	Region	England
% of all assessments that were assess and fit appliances (case starts)	87	248	35.1%	49.8%	57.8%	60.4%
% of all assessments that were assess and refuse	47	248	19.0%	13.4%	11.1%	11.4%
% of all assessments that were assess and review	114	248	46.0%	36.8%	31.1%	28.3%
% of case starts with a reported IOTN of 3 and Aesthetic Component of 5 or below	0	87	<i>N/A</i>	0.1%	0.1%	0.1%
% of case starts with a reported IOTN of 3 and Aesthetic Component of 6 or above	0	87	<i>N/A</i>	5.1%	4.0%	4.0%
% of case starts with a reported IOTN of 4	76	87	87.4%	75.4%	76.4%	77.8%
% of case starts with a reported IOTN of 5	11	87	12.6%	19.0%	17.5%	16.7 %
% of concluded courses in receipt of dual-arch fixed appliances	47	54	87.0%	78.9%	70.3%	74.3%
% of concluded courses where treatment was abandoned or discontinued	4	54	7.4%	6.9%	8.3%	6.9%
% of patients satisfied with the treatment they have received	2	2	100.0%	96.5%	96.1%	95.7%

\* Figures in italics indicate that the base number is less than 100.

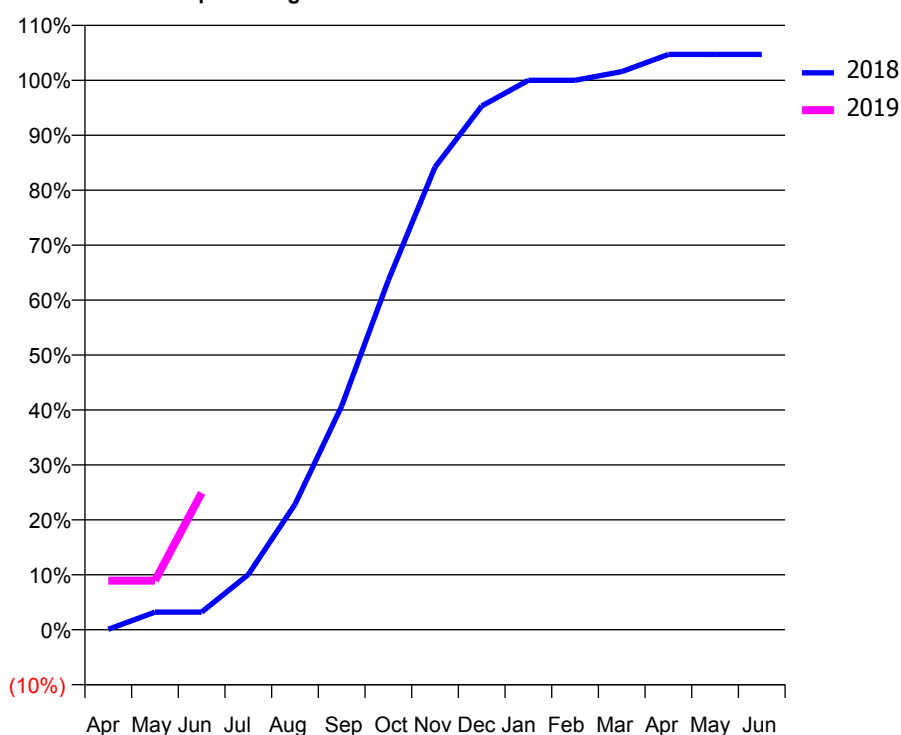
### Q56 - Vital Signs Orthodontic At a Glance Contract Report for 827134/0015 - June 2018

Name or company name	MR JG PLUMMER	18/19 Contracted general activity (UDA)	51,722
Contract type name	GDS Contract	Carry forward general activity (UDA)	0
Purpose of contract	General and Orthodontic	18/19 Contracted orthodontic activity (UOA)	1,341
Contract start date	01/04/2006	Carry forward orthodontic activity (UOA)	0
Contract end date		Baseline contract value	£1,422,886.59

ACCESS	Contract	England and Wales
24 month ratio of assessments to patient IDs	1.06	1.09

ACTIVITY	Contract
Contract assess and fit appliances (case starts) as a percentage of Area Team case starts	0.9 %

Cumulative percentage of contracted UOA delivered 2018 & 2019



Month	Adjusted Scheduled Activity (UOA)		
	2017	2018	2019
April	37	1	120
May	80	43	120
June	80	43	334
July	185	135	
August	445	306	
September	554	546	
October	556	853	
November	644	1,129	
December	708	1,278	
January	708	1,341	
February	751	1,341	
March	1,004	1,362	
April	1,131	1,404	
May	1,299	1,404	
June	1,299	1,404	

#### QUANTITY METRICS (rolling 12 month period)

	Contract Quantity	Contract Base Number	Contract *	Area Team	Region	England
% of all assessments that were assess and fit appliances (case starts)	80	129	62.0%	49.8%	57.8%	60.4%
% of all assessments that were assess and refuse	1	129	0.8%	13.4%	11.1%	11.4%
% of all assessments that were assess and review	48	129	37.2%	36.8%	31.1%	28.3%
% of case starts with a reported IOTN of 3 and Aesthetic Component of 5 or below	0	80	<i>N/A</i>	0.1%	0.1%	0.1%
% of case starts with a reported IOTN of 3 and Aesthetic Component of 6 or above	4	80	<i>5.0%</i>	5.1%	4.0%	4.0%
% of case starts with a reported IOTN of 4	66	80	<i>82.5%</i>	75.4%	76.4%	77.8%
% of case starts with a reported IOTN of 5	10	80	<i>12.5%</i>	19.0%	17.5%	16.7 %
% of concluded courses in receipt of dual-arch fixed appliances	31	37	<i>83.8%</i>	78.9%	70.3%	74.3%
% of concluded courses where treatment was abandoned or discontinued	6	37	<i>16.2%</i>	6.9%	8.3%	6.9%
% of patients satisfied with the treatment they have received	4	4	<i>100.0%</i>	96.5%	96.1%	95.7%

\* Figures in italics indicate that the base number is less than 100.

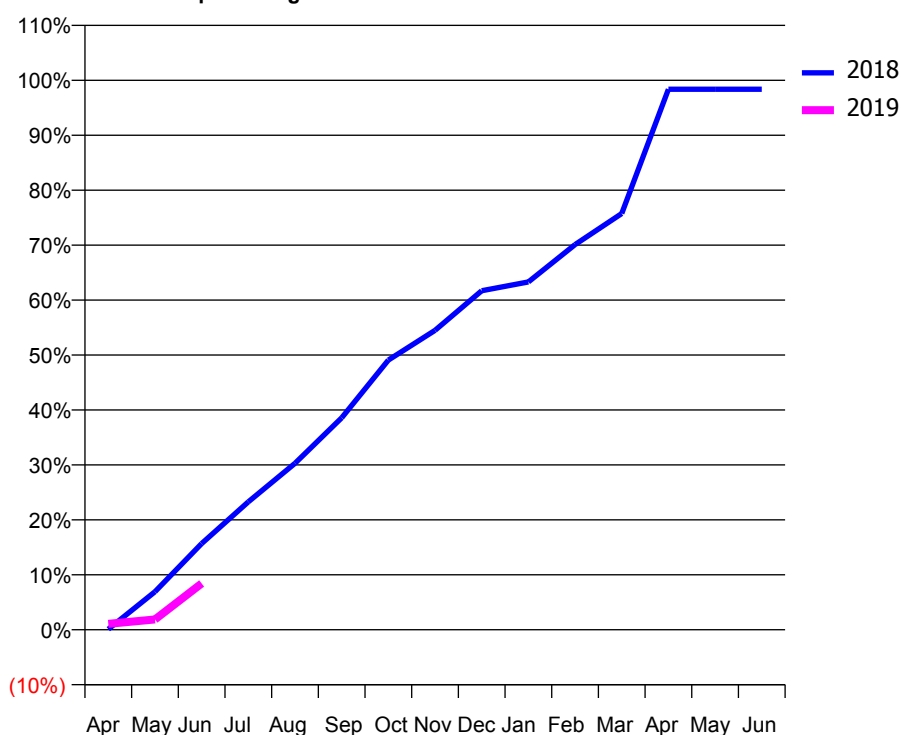
### Q56 - Vital Signs Orthodontic At a Glance Contract Report for 827134/0019 - June 2018

Name or company name	MR JG PLUMMER	18/19 Contracted general activity (UDA)	0
Contract type name	PDS Contract	Carry forward general activity (UDA)	0
Purpose of contract	Orthodontic	18/19 Contracted orthodontic activity (UOA)	6,900
Contract start date	01/04/2009	Carry forward orthodontic activity (UOA)	0
Contract end date	31/03/2019	Baseline contract value	£434,103.65

ACCESS	Contract	England and Wales
24 month ratio of assessments to patient IDs	1.20	1.09

ACTIVITY	Contract
Contract assess and fit appliances (case starts) as a percentage of Area Team case starts	3.1 %

Cumulative percentage of contracted UOA delivered 2018 & 2019



Month	Adjusted Scheduled Activity (UOA)		
	2017	2018	2019
April	878	8	75
May	1,874	478	129
June	2,215	1,083	582
July	2,703	1,606	
August	3,506	2,090	
September	4,252	2,662	
October	4,929	3,386	
November	5,334	3,760	
December	5,509	4,257	
January	5,684	4,368	
February	5,943	4,837	
March	6,317	5,226	
April	6,877	6,787	
May	6,877	6,787	
June	6,877	6,787	

#### QUANTITY METRICS (rolling 12 month period)

	Contract Quantity	Contract Base Number	Contract *	Area Team	Region	England
% of all assessments that were assess and fit appliances (case starts)	284	627	45.3%	49.8%	57.8%	60.4%
% of all assessments that were assess and refuse	23	627	3.7%	13.4%	11.1%	11.4%
% of all assessments that were assess and review	320	627	51.0%	36.8%	31.1%	28.3%
% of case starts with a reported IOTN of 3 and Aesthetic Component of 5 or below	0	284	N/A	0.1%	0.1%	0.1%
% of case starts with a reported IOTN of 3 and Aesthetic Component of 6 or above	0	284	N/A	5.1%	4.0%	4.0%
% of case starts with a reported IOTN of 4	237	284	83.5%	75.4%	76.4%	77.8%
% of case starts with a reported IOTN of 5	47	284	16.5%	19.0%	17.5%	16.7 %
% of concluded courses in receipt of dual-arch fixed appliances	205	229	89.5%	78.9%	70.3%	74.3%
% of concluded courses where treatment was abandoned or discontinued	18	229	7.9%	6.9%	8.3%	6.9%
% of patients satisfied with the treatment they have received	12	13	92.3%	96.5%	96.1%	95.7%

\* Figures in italics indicate that the base number is less than 100.

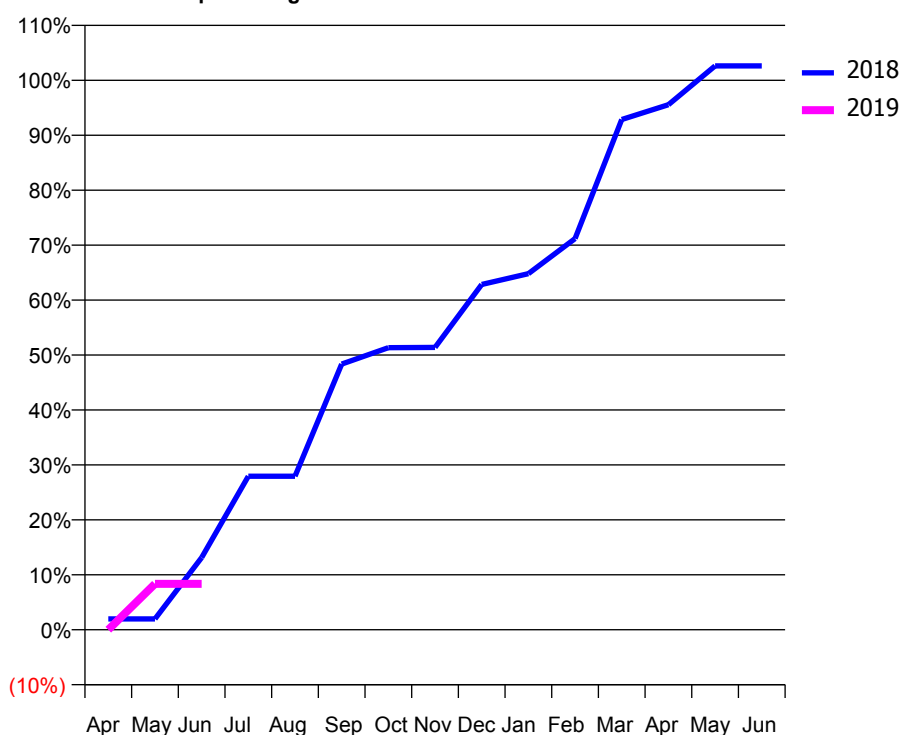
### Q56 - Vital Signs Orthodontic At a Glance Contract Report for 830240/0001 - June 2018

Name or company name	MR WA BOTHA	18/19 Contracted general activity (UDA)	0
Contract type name	PDS Contract	Carry forward general activity (UDA)	0
Purpose of contract	Orthodontic	18/19 Contracted orthodontic activity (UOA)	8,595
Contract start date	01/04/2006	Carry forward orthodontic activity (UOA)	0
Contract end date	31/03/2019	Baseline contract value	£539,760.46

ACCESS	Contract	England and Wales
24 month ratio of assessments to patient IDs	1.00	1.09

ACTIVITY	Contract
Contract assess and fit appliances (case starts) as a percentage of Area Team case starts	4.5 %

Cumulative percentage of contracted UOA delivered 2018 & 2019



Month	Adjusted Scheduled Activity (UOA)		
	2017	2018	2019
April	172	169	0
May	172	169	719
June	172	1,130	719
July	172	2,402	
August	172	2,402	
September	172	4,156	
October	3,227	4,413	
November	6,048	4,417	
December	6,459	5,401	
January	6,459	5,569	
February	6,543	6,119	
March	6,908	7,981	
April	7,522	8,213	
May	8,588	8,819	
June	8,764	8,819	

#### QUANTITY METRICS (rolling 12 month period)

	Contract Quantity	Contract Base Number	Contract *	Area Team	Region	England
% of all assessments that were assess and fit appliances (case starts)	416	616	67.5%	49.8%	57.8%	60.4%
% of all assessments that were assess and refuse	14	616	2.3%	13.4%	11.1%	11.4%
% of all assessments that were assess and review	186	616	30.2%	36.8%	31.1%	28.3%
% of case starts with a reported IOTN of 3 and Aesthetic Component of 5 or below	0	416	N/A	0.1%	0.1%	0.1%
% of case starts with a reported IOTN of 3 and Aesthetic Component of 6 or above	58	416	13.9%	5.1%	4.0%	4.0%
% of case starts with a reported IOTN of 4	279	416	67.1%	75.4%	76.4%	77.8%
% of case starts with a reported IOTN of 5	79	416	19.0%	19.0%	17.5%	16.7 %
% of concluded courses in receipt of dual-arch fixed appliances	626	667	93.9%	78.9%	70.3%	74.3%
% of concluded courses where treatment was abandoned or discontinued	6	667	0.9%	6.9%	8.3%	6.9%
% of patients satisfied with the treatment they have received	13	13	100.0%	96.5%	96.1%	95.7%

\* Figures in italics indicate that the base number is less than 100.

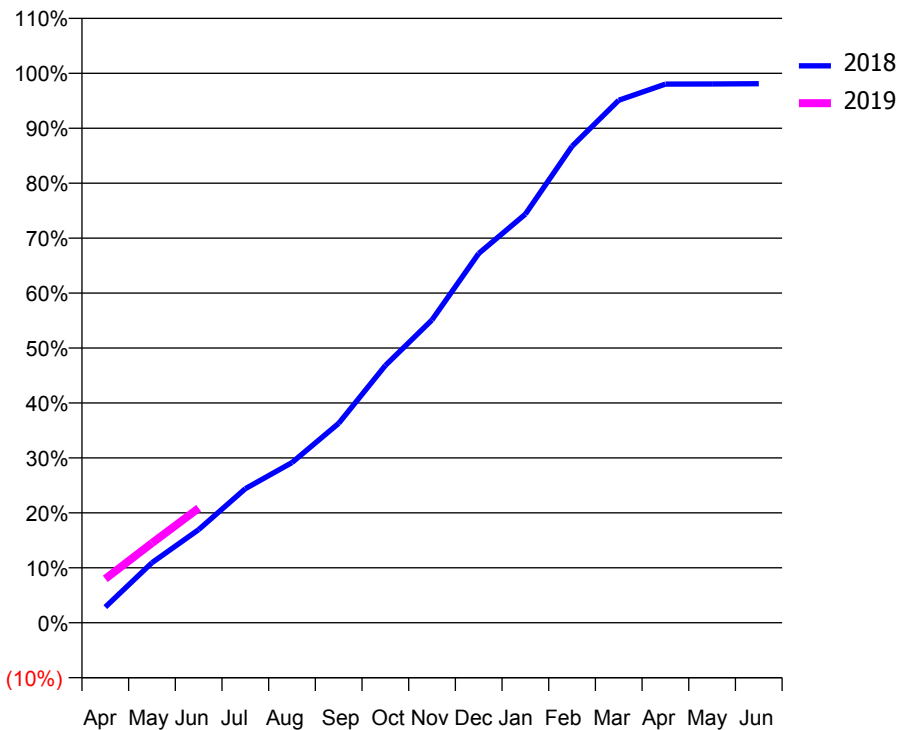
### Q56 - Vital Signs Orthodontic At a Glance Contract Report for 866377/0001 - June 2018

Name or company name	MR F SAYME	18/19 Contracted general activity (UDA)	0
Contract type name	PDS Contract	Carry forward general activity (UDA)	0
Purpose of contract	Orthodontic	18/19 Contracted orthodontic activity (UOA)	8,057
Contract start date	04/05/2010	Carry forward orthodontic activity (UOA)	0
Contract end date	31/03/2019	Baseline contract value	£502,388.03

ACCESS	Contract	England and Wales
24 month ratio of assessments to patient IDs	1.06	1.09

ACTIVITY	Contract
Contract assess and fit appliances (case starts) as a percentage of Area Team case starts	4.2 %

Cumulative percentage of contracted UOA delivered 2018 & 2019



Month	Adjusted Scheduled Activity (UOA)		
	2017	2018	2019
April	-29	229	644
May	1,598	881	1,169
June	1,897	1,365	1,680
July	3,127	1,966	
August	4,044	2,349	
September	4,705	2,925	
October	5,654	3,772	
November	6,287	4,441	
December	6,660	5,415	
January	6,898	5,992	
February	7,232	6,987	
March	7,812	7,662	
April	7,971	7,897	
May	7,975	7,900	
June	7,975	7,903	

#### QUANTITY METRICS (rolling 12 month period)

	Contract Quantity	Contract Base Number	Contract *	Area Team	Region	England
% of all assessments that were assess and fit appliances (case starts)	385	657	58.6%	49.8%	57.8%	60.4%
% of all assessments that were assess and refuse	143	657	21.8%	13.4%	11.1%	11.4%
% of all assessments that were assess and review	129	657	19.6%	36.8%	31.1%	28.3%
% of case starts with a reported IOTN of 3 and Aesthetic Component of 5 or below	0	385	N/A	0.1%	0.1%	0.1%
% of case starts with a reported IOTN of 3 and Aesthetic Component of 6 or above	7	385	1.8%	5.1%	4.0%	4.0%
% of case starts with a reported IOTN of 4	321	385	83.4%	75.4%	76.4%	77.8%
% of case starts with a reported IOTN of 5	57	385	14.8%	19.0%	17.5%	16.7 %
% of concluded courses in receipt of dual-arch fixed appliances	283	327	86.5%	78.9%	70.3%	74.3%
% of concluded courses where treatment was abandoned or discontinued	17	327	5.2%	6.9%	8.3%	6.9%
% of patients satisfied with the treatment they have received	9	9	100.0%	96.5%	96.1%	95.7%

\* Figures in italics indicate that the base number is less than 100.

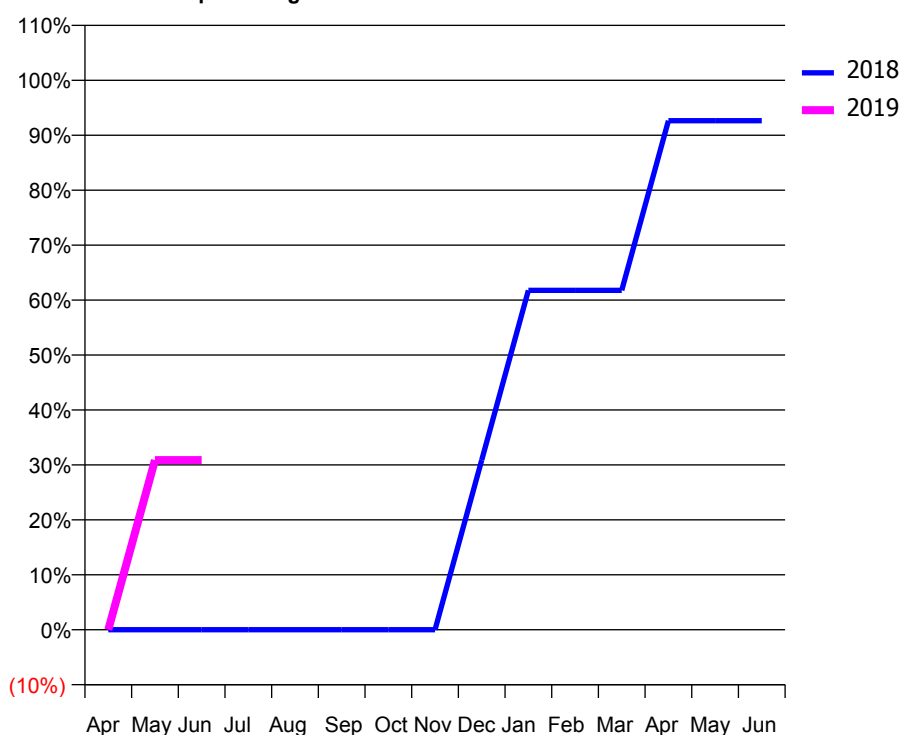
### Q56 - Vital Signs Orthodontic At a Glance Contract Report for 905941/0001 - June 2018

Name or company name	Dental Surgery	18/19 Contracted general activity (UDA)	10,641
Contract type name	GDS Contract	Carry forward general activity (UDA)	0
Purpose of contract	General and Orthodontic	18/19 Contracted orthodontic activity (UOA)	68
Contract start date	01/04/2006	Carry forward orthodontic activity (UOA)	0
Contract end date		Baseline contract value	£318,440.29

ACCESS	Contract	England and Wales
24 month ratio of assessments to patient IDs	1.00	1.09

ACTIVITY	Contract
Contract assess and fit appliances (case starts) as a percentage of Area Team case starts	0.0 %

Cumulative percentage of contracted UOA delivered 2018 & 2019



Month	Adjusted Scheduled Activity (UOA)		
	2017	2018	2019
April	0	0	0
May	0	0	21
June	0	0	21
July	21	0	
August	42	0	
September	42	0	
October	42	0	
November	42	0	
December	42	21	
January	42	42	
February	63	42	
March	63	42	
April	63	63	
May	63	63	
June	64	63	

#### QUANTITY METRICS (rolling 12 month period)

	Contract Quantity	Contract Base Number	Contract *	Area Team	Region	England
% of all assessments that were assess and fit appliances (case starts)	4	4	100.0%	49.8%	57.8%	60.4%
% of all assessments that were assess and refuse	0	4	0.0%	13.4%	11.1%	11.4%
% of all assessments that were assess and review	0	4	0.0%	36.8%	31.1%	28.3%
% of case starts with a reported IOTN of 3 and Aesthetic Component of 5 or below	0	4	N/A	0.1%	0.1%	0.1%
% of case starts with a reported IOTN of 3 and Aesthetic Component of 6 or above	1	4	25.0%	5.1%	4.0%	4.0%
% of case starts with a reported IOTN of 4	3	4	75.0%	75.4%	76.4%	77.8%
% of case starts with a reported IOTN of 5	0	4	N/A	19.0%	17.5%	16.7 %
% of concluded courses in receipt of dual-arch fixed appliances	0	0	N/A	78.9%	70.3%	74.3%
% of concluded courses where treatment was abandoned or discontinued	0	0	N/A	6.9%	8.3%	6.9%
% of patients satisfied with the treatment they have received	0	0	N/A	96.5%	96.1%	95.7%

\* Figures in italics indicate that the base number is less than 100.



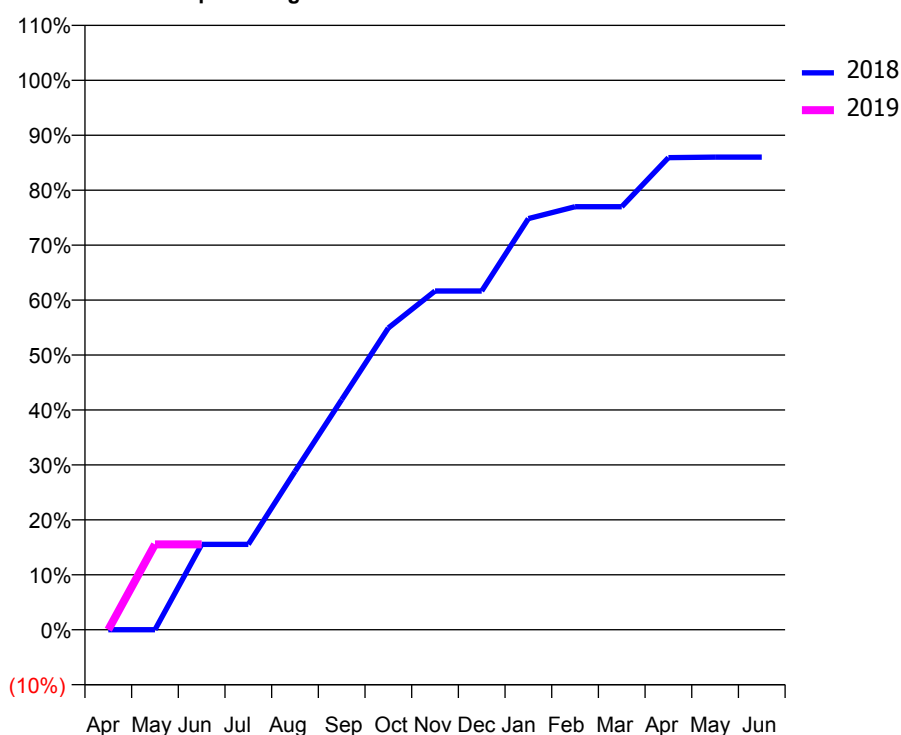
### Q56 - Vital Signs Orthodontic At a Glance Contract Report for 919470/0001 - June 2018

Name or company name	MR SC WARDLE	18/19 Contracted general activity (UDA)	0
Contract type name	PDS Contract	Carry forward general activity (UDA)	0
Purpose of contract	Orthodontic	18/19 Contracted orthodontic activity (UOA)	965
Contract start date	01/04/2011	Carry forward orthodontic activity (UOA)	0
Contract end date	31/03/2019	Baseline contract value	£61,207.49

ACCESS	Contract	England and Wales
24 month ratio of assessments to patient IDs	1.03	1.09

ACTIVITY	Contract
Contract assess and fit appliances (case starts) as a percentage of Area Team case starts	0.4 %

Cumulative percentage of contracted UOA delivered 2018 & 2019



Month	Adjusted Scheduled Activity (UOA)		
	2017	2018	2019
April	-4	0	0
May	229	0	150
June	229	150	150
July	354	150	
August	376	278	
September	376	404	
October	587	530	
November	608	595	
December	672	595	
January	761	722	
February	829	743	
March	976	743	
April	976	829	
May	976	830	
June	976	830	

#### QUANTITY METRICS (rolling 12 month period)

	Contract Quantity	Contract Base Number	Contract *	Area Team	Region	England
% of all assessments that were assess and fit appliances (case starts)	39	50	78.0%	49.8%	57.8%	60.4%
% of all assessments that were assess and refuse	4	50	8.0%	13.4%	11.1%	11.4%
% of all assessments that were assess and review	7	50	14.0%	36.8%	31.1%	28.3%
% of case starts with a reported IOTN of 3 and Aesthetic Component of 5 or below	0	39	<i>N/A</i>	0.1%	0.1%	0.1%
% of case starts with a reported IOTN of 3 and Aesthetic Component of 6 or above	4	39	10.3%	5.1%	4.0%	4.0%
% of case starts with a reported IOTN of 4	28	39	71.8%	75.4%	76.4%	77.8%
% of case starts with a reported IOTN of 5	6	39	15.4%	19.0%	17.5%	16.7 %
% of concluded courses in receipt of dual-arch fixed appliances	28	37	75.7%	78.9%	70.3%	74.3%
% of concluded courses where treatment was abandoned or discontinued	2	37	5.4%	6.9%	8.3%	6.9%
% of patients satisfied with the treatment they have received	5	5	100.0%	96.5%	96.1%	95.7%

\* Figures in italics indicate that the base number is less than 100.

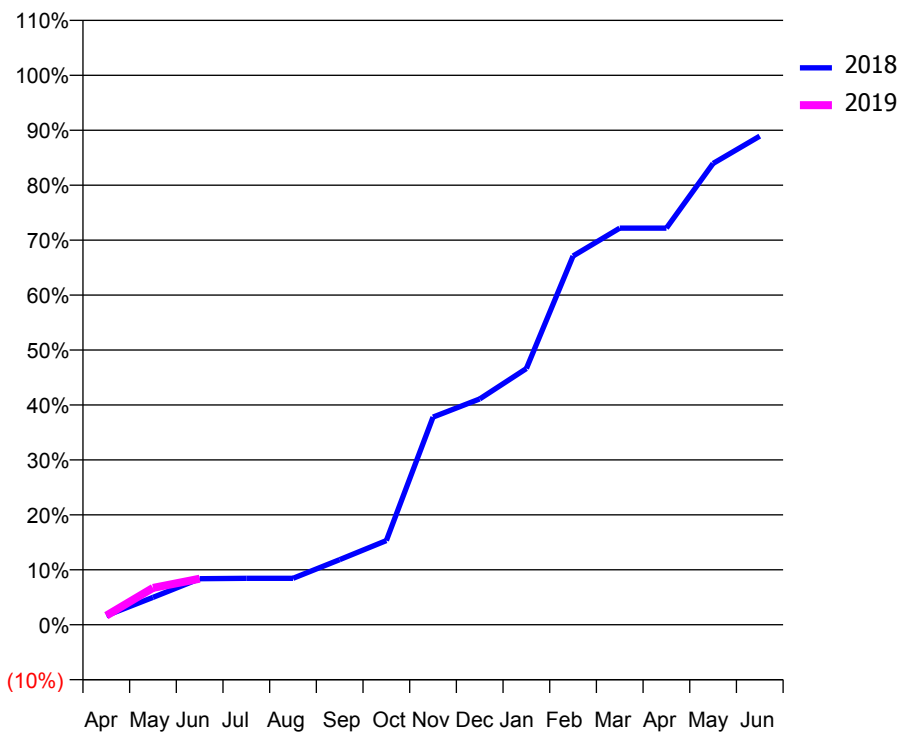
### Q57 - Vital Signs Orthodontic At a Glance Contract Report for 101370/0098 - June 2018

Name or company name	Du Toit and BurgerPartnership Ltd (Harwich)	18/19 Contracted general activity (UDA)	19,884
Contract type name	GDS Contract	Carry forward general activity (UDA)	0
Purpose of contract	General and Orthodontic	18/19 Contracted orthodontic activity (UOA)	1,265
Contract start date	01/04/2007	Carry forward orthodontic activity (UOA)	0
Contract end date		Baseline contract value	£666,310.67

ACCESS	Contract	England and Wales
24 month ratio of assessments to patient IDs	1.02	1.09

ACTIVITY	Contract
Contract assess and fit appliances (case starts) as a percentage of Area Team case starts	0.8 %

Cumulative percentage of contracted UOA delivered 2018 & 2019



Month	Adjusted Scheduled Activity (UOA)		
	2017	2018	2019
April	0	21	21
May	0	63	85
June	0	106	106
July	0	107	
August	0	107	
September	0	150	
October	0	194	
November	0	478	
December	0	520	
January	210	590	
February	252	849	
March	592	913	
April	952	913	
May	995	1,062	
June	996	1,125	

#### QUANTITY METRICS (rolling 12 month period)

	Contract Quantity	Contract Base Number	Contract *	Area Team	Region	England
% of all assessments that were assess and fit appliances (case starts)	58	94	61.7%	61.2%	57.8%	60.4%
% of all assessments that were assess and refuse	17	94	18.1%	13.8%	11.1%	11.4%
% of all assessments that were assess and review	19	94	20.2%	24.9%	31.1%	28.3%
% of case starts with a reported IOTN of 3 and Aesthetic Component of 5 or below	0	58	N/A	0.1%	0.1%	0.1%
% of case starts with a reported IOTN of 3 and Aesthetic Component of 6 or above	12	58	20.7%	4.0%	4.0%	4.0%
% of case starts with a reported IOTN of 4	40	58	69.0%	79.0%	76.4%	77.8%
% of case starts with a reported IOTN of 5	6	58	10.3%	15.0%	17.5%	16.7 %
% of concluded courses in receipt of dual-arch fixed appliances	1	5	20.0%	62.9%	70.3%	74.3%
% of concluded courses where treatment was abandoned or discontinued	1	5	20.0%	8.0%	8.3%	6.9%
% of patients satisfied with the treatment they have received	0	0	N/A	95.2%	96.1%	95.7%

\* Figures in italics indicate that the base number is less than 100.

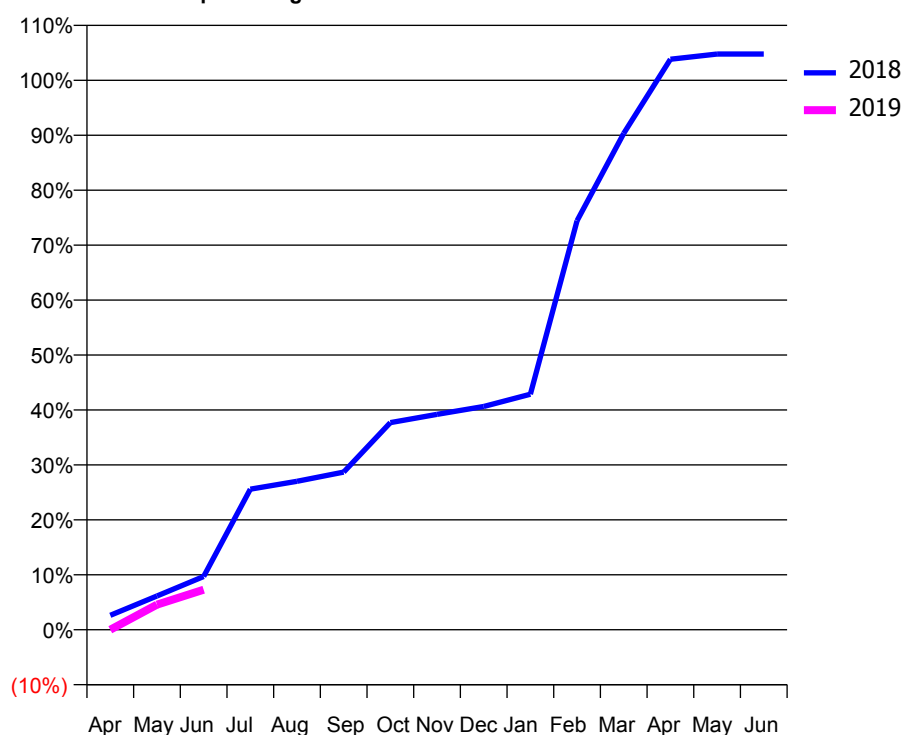
### Q57 - Vital Signs Orthodontic At a Glance Contract Report for 101370/0114 - June 2018

Name or company name	Petrie Tucker & Partners Ltd	18/19 Contracted general activity (UDA)	0
Contract type name	GDS Contract	Carry forward general activity (UDA)	0
Purpose of contract	Orthodontic	18/19 Contracted orthodontic activity (UOA)	4,000
Contract start date	01/04/2008	Carry forward orthodontic activity (UOA)	0
Contract end date		Baseline contract value	£250,408.36

ACCESS	Contract	England and Wales
24 month ratio of assessments to patient IDs	1.06	1.09

ACTIVITY	Contract
Contract assess and fit appliances (case starts) as a percentage of Area Team case starts	3.1 %

Cumulative percentage of contracted UOA delivered 2018 & 2019



Month	Adjusted Scheduled Activity (UOA)		
	2017	2018	2019
April	-68	117	0
May	197	274	183
June	321	432	292
July	482	1,140	
August	800	1,203	
September	963	1,278	
October	1,229	1,679	
November	1,984	1,746	
December	2,292	1,810	
January	2,615	1,909	
February	3,074	3,315	
March	3,799	4,023	
April	4,294	4,624	
May	4,337	4,667	
June	4,337	4,667	

#### QUANTITY METRICS (rolling 12 month period)

	Contract Quantity	Contract Base Number	Contract *	Area Team	Region	England
% of all assessments that were assess and fit appliances (case starts)	214	375	57.1%	61.2%	57.8%	60.4%
% of all assessments that were assess and refuse	59	375	15.7%	13.8%	11.1%	11.4%
% of all assessments that were assess and review	102	375	27.2%	24.9%	31.1%	28.3%
% of case starts with a reported IOTN of 3 and Aesthetic Component of 5 or below	0	214	N/A	0.1%	0.1%	0.1%
% of case starts with a reported IOTN of 3 and Aesthetic Component of 6 or above	29	214	13.6%	4.0%	4.0%	4.0%
% of case starts with a reported IOTN of 4	145	214	67.8%	79.0%	76.4%	77.8%
% of case starts with a reported IOTN of 5	39	214	18.2%	15.0%	17.5%	16.7 %
% of concluded courses in receipt of dual-arch fixed appliances	27	41	65.9%	62.9%	70.3%	74.3%
% of concluded courses where treatment was abandoned or discontinued	2	41	4.9%	8.0%	8.3%	6.9%
% of patients satisfied with the treatment they have received	4	4	100.0%	95.2%	96.1%	95.7%

\* Figures in italics indicate that the base number is less than 100.

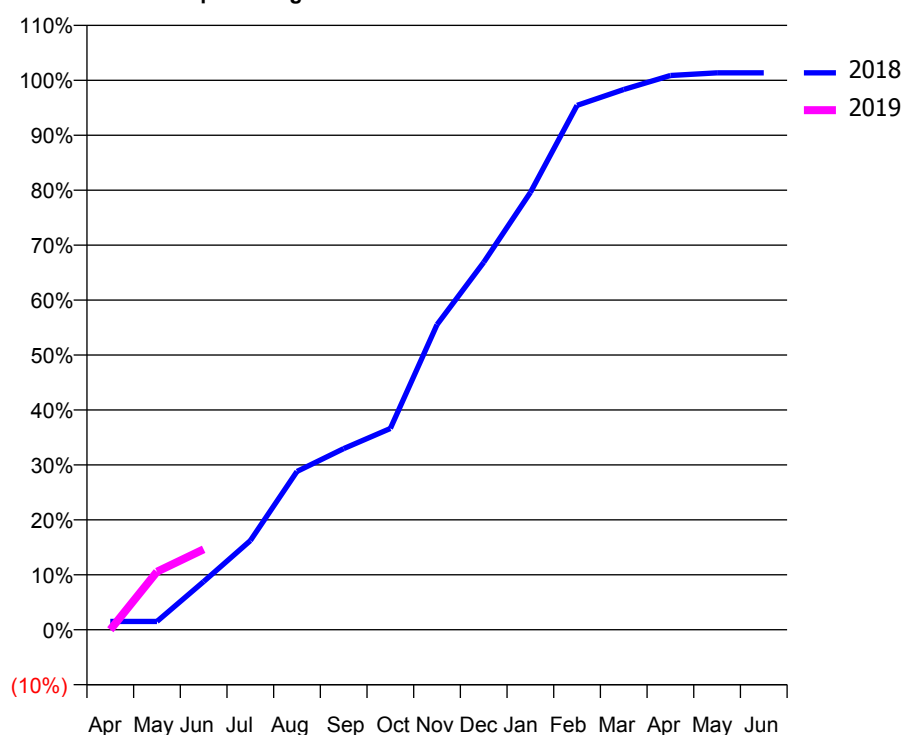
### Q57 - Vital Signs Orthodontic At a Glance Contract Report for 101559/0001 - June 2018

Name or company name	R Patel & Associates	18/19 Contracted general activity (UDA)	0
Contract type name	PDS Contract	Carry forward general activity (UDA)	0
Purpose of contract	Orthodontic	18/19 Contracted orthodontic activity (UOA)	4,200
Contract start date	01/10/2011	Carry forward orthodontic activity (UOA)	0
Contract end date	31/03/2019	Baseline contract value	£259,844.22

ACCESS	Contract	England and Wales
24 month ratio of assessments to patient IDs	1.05	1.09

ACTIVITY	Contract
Contract assess and fit appliances (case starts) as a percentage of Area Team case starts	3.0 %

Cumulative percentage of contracted UOA delivered 2018 & 2019



Month	Adjusted Scheduled Activity (UOA)		
	2017	2018	2019
April	107	64	0
May	514	64	444
June	598	368	615
July	1,207	681	
August	1,646	1,210	
September	2,037	1,385	
October	2,296	1,538	
November	2,362	2,332	
December	2,768	2,808	
January	3,292	3,343	
February	3,460	4,008	
March	3,814	4,129	
April	4,107	4,236	
May	4,262	4,257	
June	4,264	4,257	

#### QUANTITY METRICS (rolling 12 month period)

	Contract Quantity	Contract Base Number	Contract *	Area Team	Region	England
% of all assessments that were assess and fit appliances (case starts)	210	376	55.9%	61.2%	57.8%	60.4%
% of all assessments that were assess and refuse	51	376	13.6%	13.8%	11.1%	11.4%
% of all assessments that were assess and review	115	376	30.6%	24.9%	31.1%	28.3%
% of case starts with a reported IOTN of 3 and Aesthetic Component of 5 or below	2	210	1.0%	0.1%	0.1%	0.1%
% of case starts with a reported IOTN of 3 and Aesthetic Component of 6 or above	2	210	1.0%	4.0%	4.0%	4.0%
% of case starts with a reported IOTN of 4	120	210	57.1%	79.0%	76.4%	77.8%
% of case starts with a reported IOTN of 5	32	210	15.2%	15.0%	17.5%	16.7 %
% of concluded courses in receipt of dual-arch fixed appliances	0	186	N/A	62.9%	70.3%	74.3%
% of concluded courses where treatment was abandoned or discontinued	9	186	4.8%	8.0%	8.3%	6.9%
% of patients satisfied with the treatment they have received	7	7	100.0%	95.2%	96.1%	95.7%

\* Figures in italics indicate that the base number is less than 100.

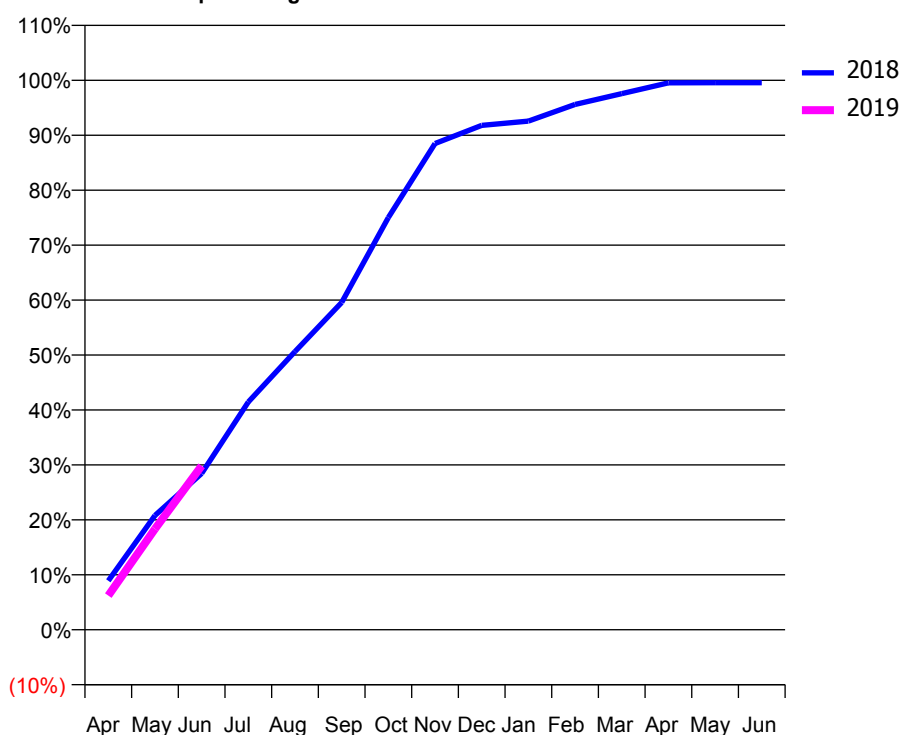
### Q57 - Vital Signs Orthodontic At a Glance Contract Report for 115347/0001 - June 2018

Name or company name	Mr H.S. Kehlar and Mr S. Kumar	18/19 Contracted general activity (UDA)	0
Contract type name	PDS Contract	Carry forward general activity (UDA)	0
Purpose of contract	Orthodontic	18/19 Contracted orthodontic activity (UOA)	6,404
Contract start date	01/04/2013	Carry forward orthodontic activity (UOA)	0
Contract end date	31/03/2019	Baseline contract value	£375,127.83

ACCESS	Contract	England and Wales
24 month ratio of assessments to patient IDs	1.00	1.09

ACTIVITY	Contract
Contract assess and fit appliances (case starts) as a percentage of Area Team case starts	4.4 %

Cumulative percentage of contracted UOA delivered 2018 & 2019



Month	Adjusted Scheduled Activity (UOA)		
	2017	2018	2019
April	350	573	399
May	776	1,337	1,176
June	1,052	1,828	1,911
July	1,894	2,664	
August	2,189	3,253	
September	2,739	3,827	
October	3,328	4,820	
November	4,340	5,686	
December	4,823	5,897	
January	5,167	5,948	
February	6,081	6,142	
March	6,464	6,269	
April	6,464	6,395	
May	6,464	6,396	
June	6,494	6,396	

#### QUANTITY METRICS (rolling 12 month period)

	Contract Quantity	Contract Base Number	Contract *	Area Team	Region	England
% of all assessments that were assess and fit appliances (case starts)	307	356	86.2%	61.2%	57.8%	60.4%
% of all assessments that were assess and refuse	17	356	4.8%	13.8%	11.1%	11.4%
% of all assessments that were assess and review	32	356	9.0%	24.9%	31.1%	28.3%
% of case starts with a reported IOTN of 3 and Aesthetic Component of 5 or below	0	307	N/A	0.1%	0.1%	0.1%
% of case starts with a reported IOTN of 3 and Aesthetic Component of 6 or above	27	307	8.8%	4.0%	4.0%	4.0%
% of case starts with a reported IOTN of 4	223	307	72.6%	79.0%	76.4%	77.8%
% of case starts with a reported IOTN of 5	57	307	18.6%	15.0%	17.5%	16.7 %
% of concluded courses in receipt of dual-arch fixed appliances	239	248	96.4%	62.9%	70.3%	74.3%
% of concluded courses where treatment was abandoned or discontinued	1	248	0.4%	8.0%	8.3%	6.9%
% of patients satisfied with the treatment they have received	6	6	100.0%	95.2%	96.1%	95.7%

\* Figures in italics indicate that the base number is less than 100.

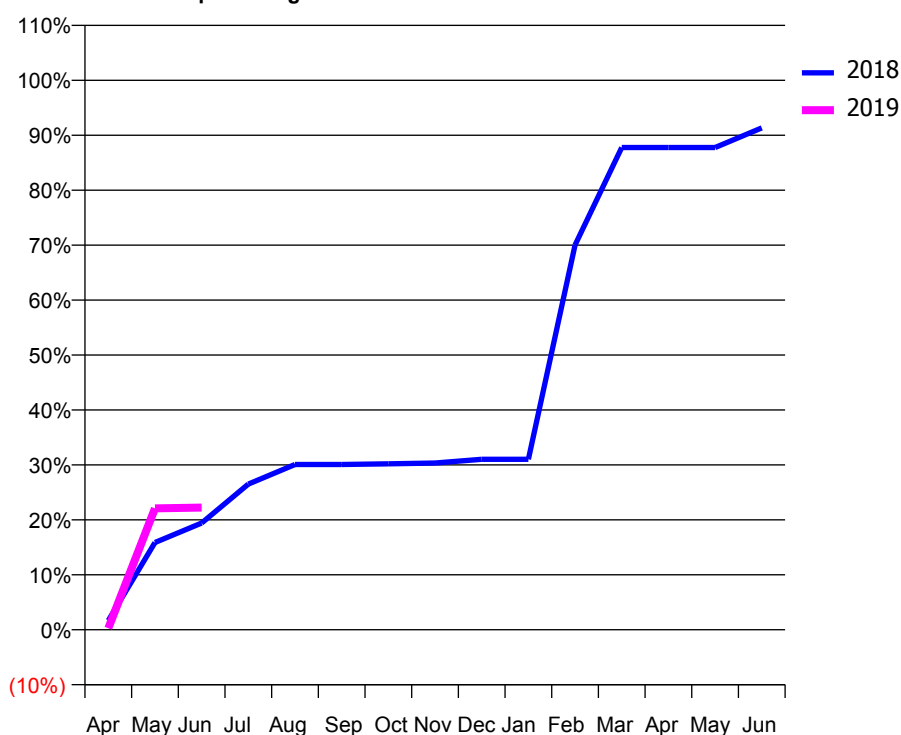
### Q57 - Vital Signs Orthodontic At a Glance Contract Report for 119261/0001 - June 2018

Name or company name	Tiptree Dental Surgery	18/19 Contracted general activity (UDA)	17,496
Contract type name	GDS Contract	Carry forward general activity (UDA)	0
Purpose of contract	General and Orthodontic	18/19 Contracted orthodontic activity (UOA)	592
Contract start date	01/05/2014	Carry forward orthodontic activity (UOA)	0
Contract end date		Baseline contract value	£808,813.12

ACCESS	Contract	England and Wales
24 month ratio of assessments to patient IDs	1.00	1.09

ACTIVITY	Contract
Contract assess and fit appliances (case starts) as a percentage of Area Team case starts	0.4 %

Cumulative percentage of contracted UOA delivered 2018 & 2019



Month	Adjusted Scheduled Activity (UOA)		
	2017	2018	2019
April	12	10	2
May	12	94	131
June	54	115	132
July	117	157	
August	180	178	
September	222	178	
October	286	179	
November	307	180	
December	328	184	
January	329	184	
February	350	415	
March	602	520	
April	602	520	
May	602	520	
June	602	541	

#### QUANTITY METRICS (rolling 12 month period)

	Contract Quantity	Contract Base Number	Contract *	Area Team	Region	England
% of all assessments that were assess and fit appliances (case starts)	27	27	100.0%	61.2%	57.8%	60.4%
% of all assessments that were assess and refuse	0	27	0.0%	13.8%	11.1%	11.4%
% of all assessments that were assess and review	0	27	0.0%	24.9%	31.1%	28.3%
% of case starts with a reported IOTN of 3 and Aesthetic Component of 5 or below	0	27	N/A	0.1%	0.1%	0.1%
% of case starts with a reported IOTN of 3 and Aesthetic Component of 6 or above	0	27	N/A	4.0%	4.0%	4.0%
% of case starts with a reported IOTN of 4	24	27	88.9%	79.0%	76.4%	77.8%
% of case starts with a reported IOTN of 5	3	27	11.1%	15.0%	17.5%	16.7 %
% of concluded courses in receipt of dual-arch fixed appliances	0	8	N/A	62.9%	70.3%	74.3%
% of concluded courses where treatment was abandoned or discontinued	0	8	0.0%	8.0%	8.3%	6.9%
% of patients satisfied with the treatment they have received	0	0	N/A	95.2%	96.1%	95.7%

\* Figures in italics indicate that the base number is less than 100.

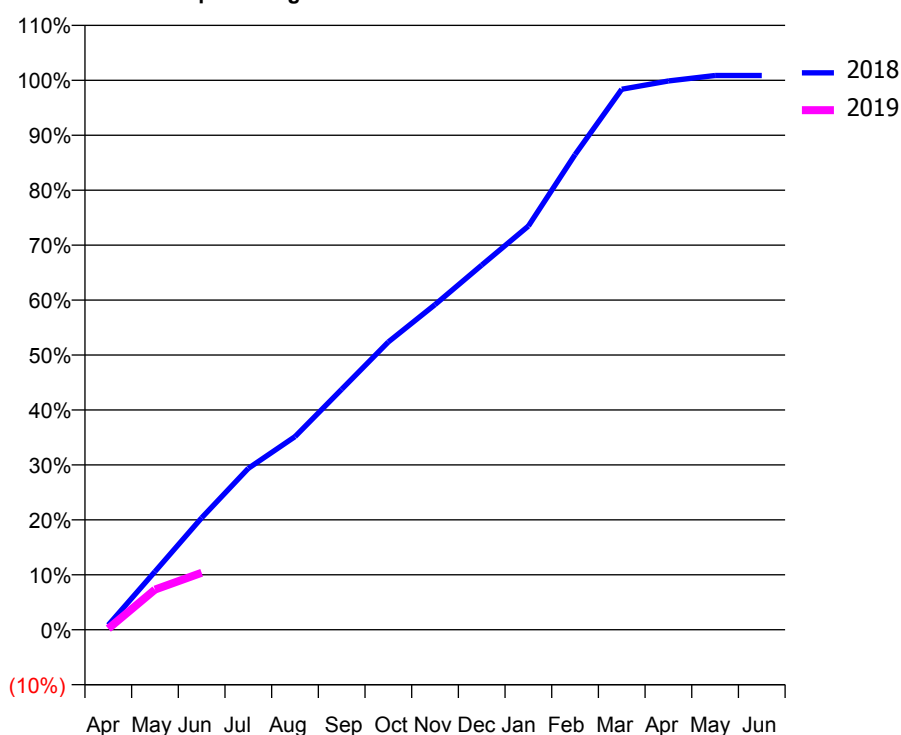
### Q57 - Vital Signs Orthodontic At a Glance Contract Report for 130788/0001 - June 2018

Name or company name	Byles & Sebastian Orthodontic Practice	18/19 Contracted general activity (UDA)	0
Contract type name	PDS Contract	Carry forward general activity (UDA)	0
Purpose of contract	Orthodontic	18/19 Contracted orthodontic activity (UOA)	20,792
Contract start date	01/08/2015	Carry forward orthodontic activity (UOA)	0
Contract end date	31/03/2019	Baseline contract value	£1,195,062.85

ACCESS	Contract	England and Wales
24 month ratio of assessments to patient IDs	1.02	1.09

ACTIVITY	Contract
Contract assess and fit appliances (case starts) as a percentage of Area Team case starts	12.7 %

Cumulative percentage of contracted UOA delivered 2018 & 2019



Month	Adjusted Scheduled Activity (UOA)		
	2017	2018	2019
April	584	178	41
May	2,436	2,200	1,523
June	4,310	4,238	2,157
July	5,490	6,107	
August	6,759	7,310	
September	8,031	9,099	
October	9,883	10,889	
November	12,302	12,304	
December	14,322	13,795	
January	16,154	15,277	
February	18,982	17,979	
March	20,596	20,451	
April	20,718	20,763	
May	20,970	20,973	
June	20,970	20,973	

#### QUANTITY METRICS (rolling 12 month period)

	Contract Quantity	Contract Base Number	Contract *	Area Team	Region	England
% of all assessments that were assess and fit appliances (case starts)	893	1,219	73.3%	61.2%	57.8%	60.4%
% of all assessments that were assess and refuse	68	1,219	5.6%	13.8%	11.1%	11.4%
% of all assessments that were assess and review	258	1,219	21.2%	24.9%	31.1%	28.3%
% of case starts with a reported IOTN of 3 and Aesthetic Component of 5 or below	0	893	N/A	0.1%	0.1%	0.1%
% of case starts with a reported IOTN of 3 and Aesthetic Component of 6 or above	11	893	1.2%	4.0%	4.0%	4.0%
% of case starts with a reported IOTN of 4	748	893	83.8%	79.0%	76.4%	77.8%
% of case starts with a reported IOTN of 5	123	893	13.8%	15.0%	17.5%	16.7%
% of concluded courses in receipt of dual-arch fixed appliances	623	707	88.1%	62.9%	70.3%	74.3%
% of concluded courses where treatment was abandoned or discontinued	50	707	7.1%	8.0%	8.3%	6.9%
% of patients satisfied with the treatment they have received	21	22	95.5%	95.2%	96.1%	95.7%

\* Figures in italics indicate that the base number is less than 100.

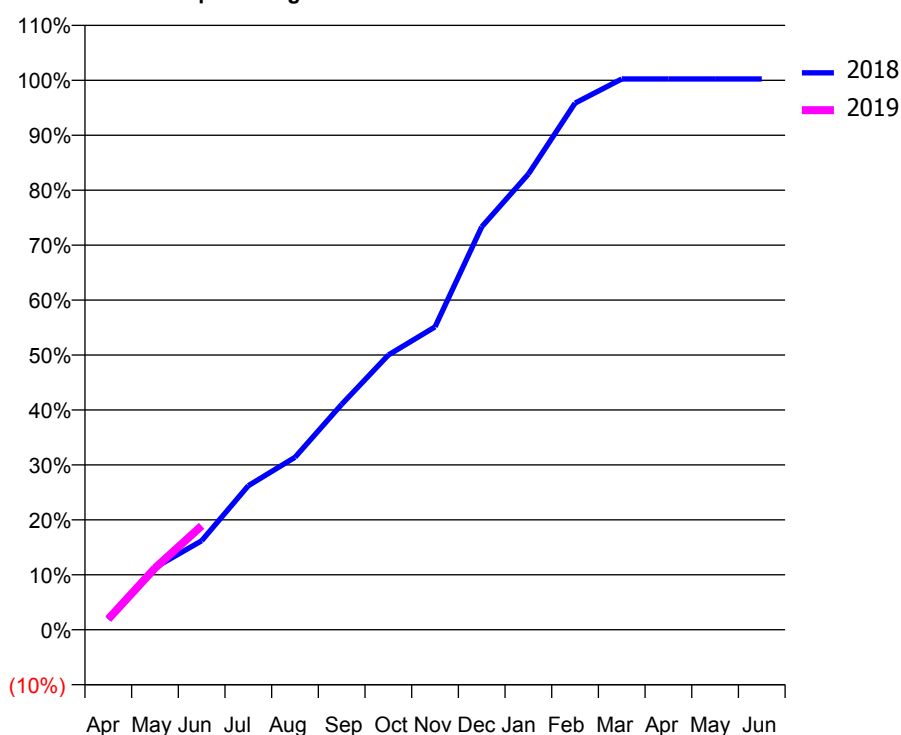
### Q57 - Vital Signs Orthodontic At a Glance Contract Report for 131903/0002 - June 2018

Name or company name	Penhaligon Witham Partnership	18/19 Contracted general activity (UDA)	0
Contract type name	PDS Contract	Carry forward general activity (UDA)	0
Purpose of contract	Orthodontic	18/19 Contracted orthodontic activity (UOA)	4,253
Contract start date	01/12/2015	Carry forward orthodontic activity (UOA)	0
Contract end date	31/03/2019	Baseline contract value	£263,132.46

ACCESS	Contract	England and Wales
24 month ratio of assessments to patient IDs	1.28	1.09

ACTIVITY	Contract
Contract assess and fit appliances (case starts) as a percentage of Area Team case starts	2.7 %

Cumulative percentage of contracted UOA delivered 2018 & 2019



Month	Adjusted Scheduled Activity (UOA)		
	2017	2018	2019
April	126	81	83
May	1,320	481	477
June	1,839	689	804
July	2,067	1,115	
August	2,280	1,335	
September	2,532	1,745	
October	2,802	2,127	
November	3,132	2,344	
December	3,401	3,118	
January	3,737	3,527	
February	3,953	4,076	
March	4,103	4,263	
April	4,243	4,263	
May	4,243	4,263	
June	4,266	4,263	

#### QUANTITY METRICS (rolling 12 month period)

	Contract Quantity	Contract Base Number	Contract *	Area Team	Region	England
% of all assessments that were assess and fit appliances (case starts)	190	655	29.0%	61.2%	57.8%	60.4%
% of all assessments that were assess and refuse	201	655	30.7%	13.8%	11.1%	11.4%
% of all assessments that were assess and review	264	655	40.3%	24.9%	31.1%	28.3%
% of case starts with a reported IOTN of 3 and Aesthetic Component of 5 or below	0	190	N/A	0.1%	0.1%	0.1%
% of case starts with a reported IOTN of 3 and Aesthetic Component of 6 or above	8	190	4.2%	4.0%	4.0%	4.0%
% of case starts with a reported IOTN of 4	167	190	87.9%	79.0%	76.4%	77.8%
% of case starts with a reported IOTN of 5	15	190	7.9%	15.0%	17.5%	16.7 %
% of concluded courses in receipt of dual-arch fixed appliances	72	76	94.7%	62.9%	70.3%	74.3%
% of concluded courses where treatment was abandoned or discontinued	3	76	3.9%	8.0%	8.3%	6.9%
% of patients satisfied with the treatment they have received	6	6	100.0%	95.2%	96.1%	95.7%

\* Figures in italics indicate that the base number is less than 100.



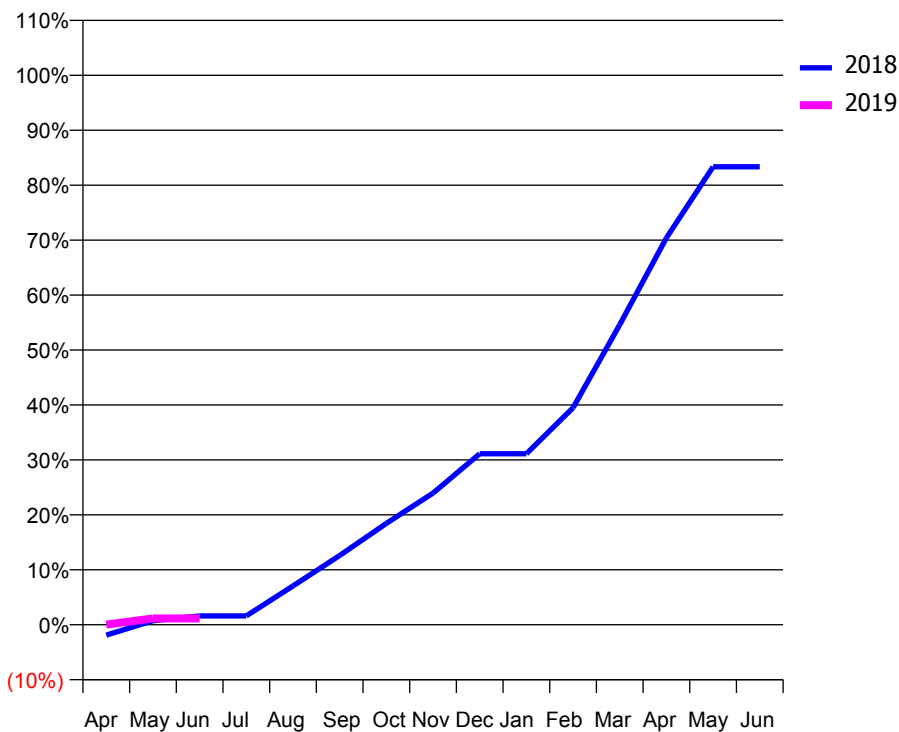
### Q57 - Vital Signs Orthodontic At a Glance Contract Report for 145394/0002 - June 2018

Name or company name	Ongar Road Dental Practice	18/19 Contracted general activity (UDA)	0
Contract type name	PDS Contract	Carry forward general activity (UDA)	0
Purpose of contract	Orthodontic	18/19 Contracted orthodontic activity (UOA)	2,514
Contract start date	01/04/2013	Carry forward orthodontic activity (UOA)	0
Contract end date	31/03/2019	Baseline contract value	£148,669.05

ACCESS	Contract	England and Wales
24 month ratio of assessments to patient IDs	1.01	1.09

ACTIVITY	Contract
Contract assess and fit appliances (case starts) as a percentage of Area Team case starts	2.9 %

Cumulative percentage of contracted UOA delivered 2018 & 2019



Month	Adjusted Scheduled Activity (UOA)		
	2017	2018	2019
April	49	-96	1
May	303	37	29
June	751	81	29
July	1,014	81	
August	1,014	356	
September	1,270	634	
October	1,270	928	
November	1,640	1,205	
December	2,186	1,565	
January	2,186	1,565	
February	2,380	1,986	
March	2,674	2,746	
April	2,957	3,540	
May	4,182	4,191	
June	4,203	4,191	

#### QUANTITY METRICS (rolling 12 month period)

	Contract Quantity	Contract Base Number	Contract *	Area Team	Region	England
% of all assessments that were assess and fit appliances (case starts)	200	236	84.7%	61.2%	57.8%	60.4%
% of all assessments that were assess and refuse	18	236	7.6%	13.8%	11.1%	11.4%
% of all assessments that were assess and review	18	236	7.6%	24.9%	31.1%	28.3%
% of case starts with a reported IOTN of 3 and Aesthetic Component of 5 or below	0	200	N/A	0.1%	0.1%	0.1%
% of case starts with a reported IOTN of 3 and Aesthetic Component of 6 or above	20	200	10.0%	4.0%	4.0%	4.0%
% of case starts with a reported IOTN of 4	134	200	67.0%	79.0%	76.4%	77.8%
% of case starts with a reported IOTN of 5	36	200	18.0%	15.0%	17.5%	16.7 %
% of concluded courses in receipt of dual-arch fixed appliances	147	154	95.5%	62.9%	70.3%	74.3%
% of concluded courses where treatment was abandoned or discontinued	3	154	1.9%	8.0%	8.3%	6.9%
% of patients satisfied with the treatment they have received	4	5	80.0%	95.2%	96.1%	95.7%

\* Figures in italics indicate that the base number is less than 100.

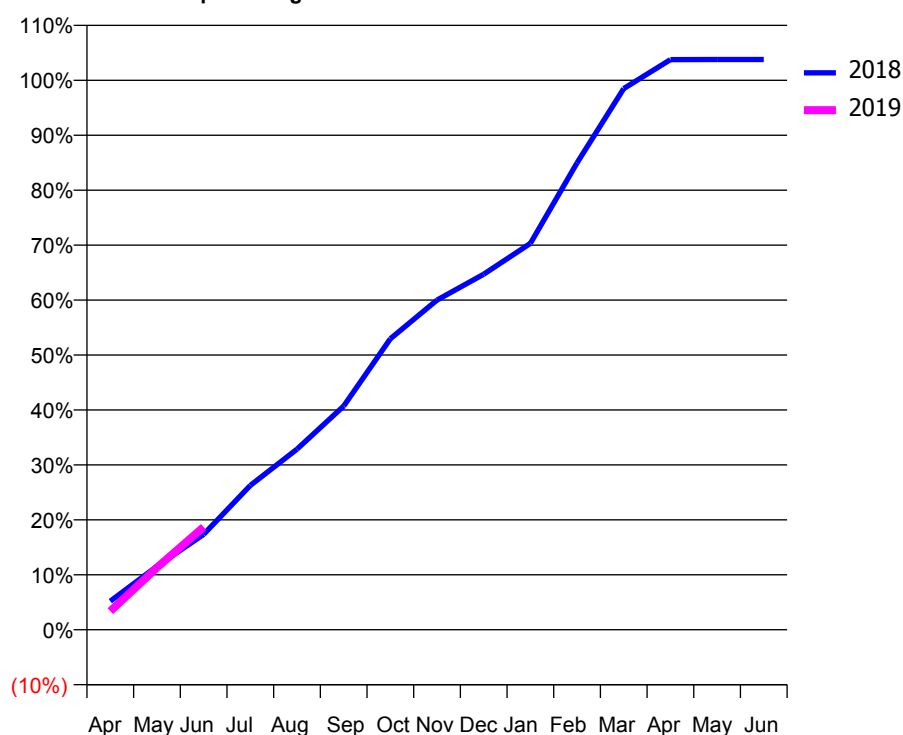
### Q57 - Vital Signs Orthodontic At a Glance Contract Report for 148695/0001 - June 2018

Name or company name	Mr C Wallis	18/19 Contracted general activity (UDA)	0
Contract type name	PDS Contract	Carry forward general activity (UDA)	0
Purpose of contract	Orthodontic	18/19 Contracted orthodontic activity (UOA)	12,145
Contract start date	02/06/2013	Carry forward orthodontic activity (UOA)	0
Contract end date	31/03/2019	Baseline contract value	£789,619.83

ACCESS	Contract	England and Wales
24 month ratio of assessments to patient IDs	1.03	1.09

ACTIVITY	Contract
Contract assess and fit appliances (case starts) as a percentage of Area Team case starts	8.6 %

Cumulative percentage of contracted UOA delivered 2018 & 2019



Month	Adjusted Scheduled Activity (UOA)		
	2017	2018	2019
April	696	632	412
May	2,141	1,404	1,376
June	3,036	2,109	2,270
July	4,168	3,189	
August	4,929	3,993	
September	6,071	4,944	
October	6,945	6,431	
November	7,633	7,286	
December	9,213	7,859	
January	9,704	8,539	
February	10,674	10,321	
March	11,883	11,960	
April	12,208	12,602	
May	12,208	12,603	
June	12,208	12,603	

#### QUANTITY METRICS (rolling 12 month period)

	Contract Quantity	Contract Base Number	Contract *	Area Team	Region	England
% of all assessments that were assess and fit appliances (case starts)	600	799	75.1%	61.2%	57.8%	60.4%
% of all assessments that were assess and refuse	151	799	18.9%	13.8%	11.1%	11.4%
% of all assessments that were assess and review	48	799	6.0%	24.9%	31.1%	28.3%
% of case starts with a reported IOTN of 3 and Aesthetic Component of 5 or below	1	600	0.2%	0.1%	0.1%	0.1%
% of case starts with a reported IOTN of 3 and Aesthetic Component of 6 or above	43	600	7.2%	4.0%	4.0%	4.0%
% of case starts with a reported IOTN of 4	466	600	77.7%	79.0%	76.4%	77.8%
% of case starts with a reported IOTN of 5	86	600	14.3%	15.0%	17.5%	16.7%
% of concluded courses in receipt of dual-arch fixed appliances	455	505	90.1%	62.9%	70.3%	74.3%
% of concluded courses where treatment was abandoned or discontinued	32	505	6.3%	8.0%	8.3%	6.9%
% of patients satisfied with the treatment they have received	13	13	100.0%	95.2%	96.1%	95.7%

\* Figures in italics indicate that the base number is less than 100.

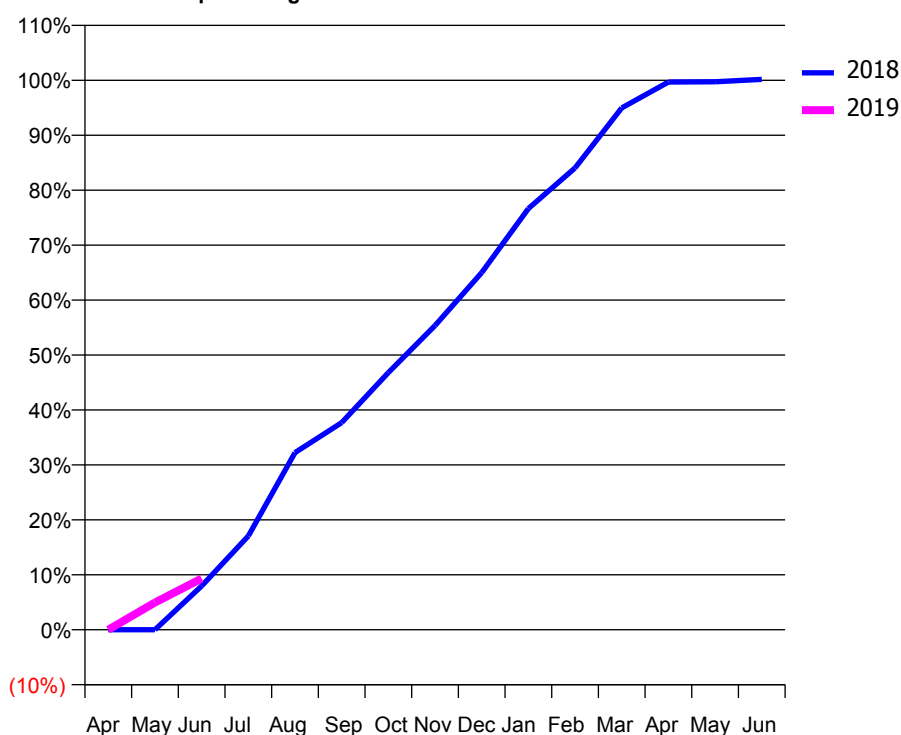
### Q57 - Vital Signs Orthodontic At a Glance Contract Report for 153885/0001 - June 2018

Name or company name	Mr M. Kazemi and Dr S Dhillon	18/19 Contracted general activity (UDA)	0
Contract type name	PDS Contract	Carry forward general activity (UDA)	0
Purpose of contract	Orthodontic	18/19 Contracted orthodontic activity (UOA)	10,280
Contract start date	01/04/2013	Carry forward orthodontic activity (UOA)	0
Contract end date	31/03/2019	Baseline contract value	£577,809.84

ACCESS	Contract	England and Wales
24 month ratio of assessments to patient IDs	1.01	1.09

ACTIVITY	Contract
Contract assess and fit appliances (case starts) as a percentage of Area Team case starts	7.1 %

Cumulative percentage of contracted UOA delivered 2018 & 2019



Month	Adjusted Scheduled Activity (UOA)		
	2017	2018	2019
April	31	-1	2
May	31	-1	511
June	31	819	960
July	2,664	1,756	
August	3,945	3,315	
September	5,386	3,876	
October	6,627	4,811	
November	7,191	5,691	
December	8,753	6,683	
January	9,454	7,880	
February	9,937	8,640	
March	10,168	9,763	
April	10,194	10,247	
May	10,241	10,252	
June	10,279	10,297	

#### QUANTITY METRICS (rolling 12 month period)

	Contract Quantity	Contract Base Number	Contract *	Area Team	Region	England
% of all assessments that were assess and fit appliances (case starts)	498	619	80.5%	61.2%	57.8%	60.4%
% of all assessments that were assess and refuse	70	619	11.3%	13.8%	11.1%	11.4%
% of all assessments that were assess and review	51	619	8.2%	24.9%	31.1%	28.3%
% of case starts with a reported IOTN of 3 and Aesthetic Component of 5 or below	1	498	0.2%	0.1%	0.1%	0.1%
% of case starts with a reported IOTN of 3 and Aesthetic Component of 6 or above	7	498	1.4%	4.0%	4.0%	4.0%
% of case starts with a reported IOTN of 4	407	498	81.7%	79.0%	76.4%	77.8%
% of case starts with a reported IOTN of 5	77	498	15.5%	15.0%	17.5%	16.7 %
% of concluded courses in receipt of dual-arch fixed appliances	287	497	57.7%	62.9%	70.3%	74.3%
% of concluded courses where treatment was abandoned or discontinued	29	497	5.8%	8.0%	8.3%	6.9%
% of patients satisfied with the treatment they have received	17	17	100.0%	95.2%	96.1%	95.7%

\* Figures in italics indicate that the base number is less than 100.

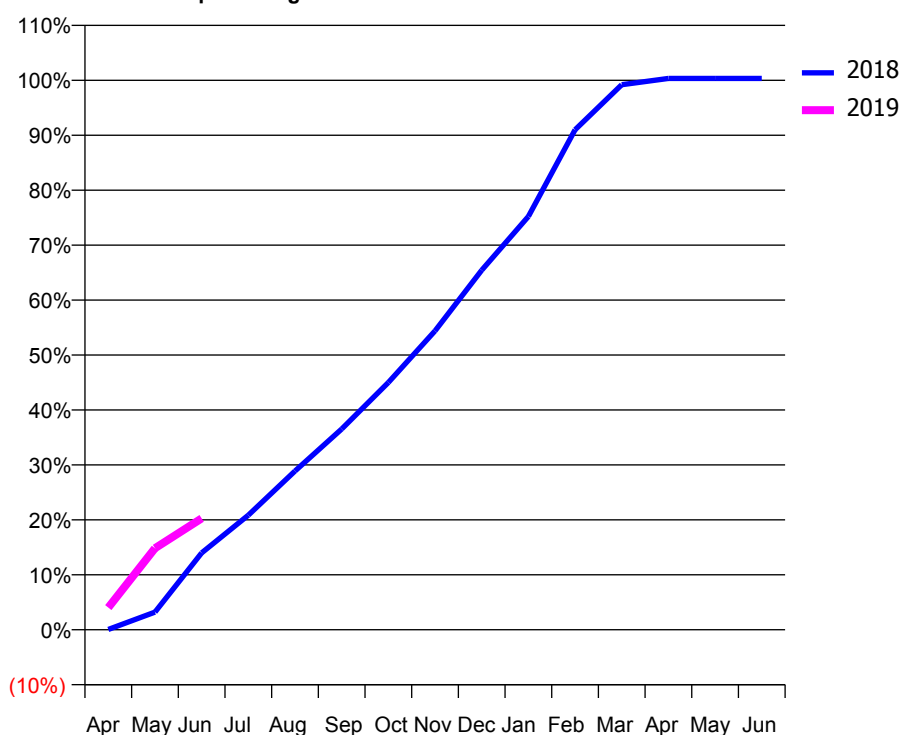
### Q57 - Vital Signs Orthodontic At a Glance Contract Report for 186872/0007 - June 2018

Name or company name	ORTHOWORLD 2000 LTD	18/19 Contracted general activity (UDA)	0
Contract type name	PDS Contract	Carry forward general activity (UDA)	0
Purpose of contract	Orthodontic	18/19 Contracted orthodontic activity (UOA)	8,700
Contract start date	01/04/2006	Carry forward orthodontic activity (UOA)	0
Contract end date	31/03/2019	Baseline contract value	£565,631.47

ACCESS	Contract	England and Wales
24 month ratio of assessments to patient IDs	1.02	1.09

ACTIVITY	Contract
Contract assess and fit appliances (case starts) as a percentage of Area Team case starts	6.2 %

Cumulative percentage of contracted UOA delivered 2018 & 2019



Month	Adjusted Scheduled Activity (UOA)		
	2017	2018	2019
April	133	5	351
May	514	280	1,291
June	1,141	1,217	1,764
July	2,148	1,814	
August	2,891	2,513	
September	3,960	3,178	
October	5,007	3,915	
November	6,710	4,732	
December	7,141	5,692	
January	7,644	6,544	
February	8,107	7,917	
March	8,575	8,630	
April	8,705	8,729	
May	8,705	8,729	
June	8,705	8,729	

### QUANTITY METRICS (rolling 12 month period)

	Contract Quantity	Contract Base Number	Contract *	Area Team	Region	England
% of all assessments that were assess and fit appliances (case starts)	436	764	57.1%	61.2%	57.8%	60.4%
% of all assessments that were assess and refuse	217	764	28.4%	13.8%	11.1%	11.4%
% of all assessments that were assess and review	111	764	14.5%	24.9%	31.1%	28.3%
% of case starts with a reported IOTN of 3 and Aesthetic Component of 5 or below	1	436	0.2%	0.1%	0.1%	0.1%
% of case starts with a reported IOTN of 3 and Aesthetic Component of 6 or above	27	436	6.2%	4.0%	4.0%	4.0%
% of case starts with a reported IOTN of 4	332	436	76.1%	79.0%	76.4%	77.8%
% of case starts with a reported IOTN of 5	76	436	17.4%	15.0%	17.5%	16.7 %
% of concluded courses in receipt of dual-arch fixed appliances	294	365	80.5%	62.9%	70.3%	74.3%
% of concluded courses where treatment was abandoned or discontinued	32	365	8.8%	8.0%	8.3%	6.9%
% of patients satisfied with the treatment they have received	15	16	93.8%	95.2%	96.1%	95.7%

\* Figures in italics indicate that the base number is less than 100.

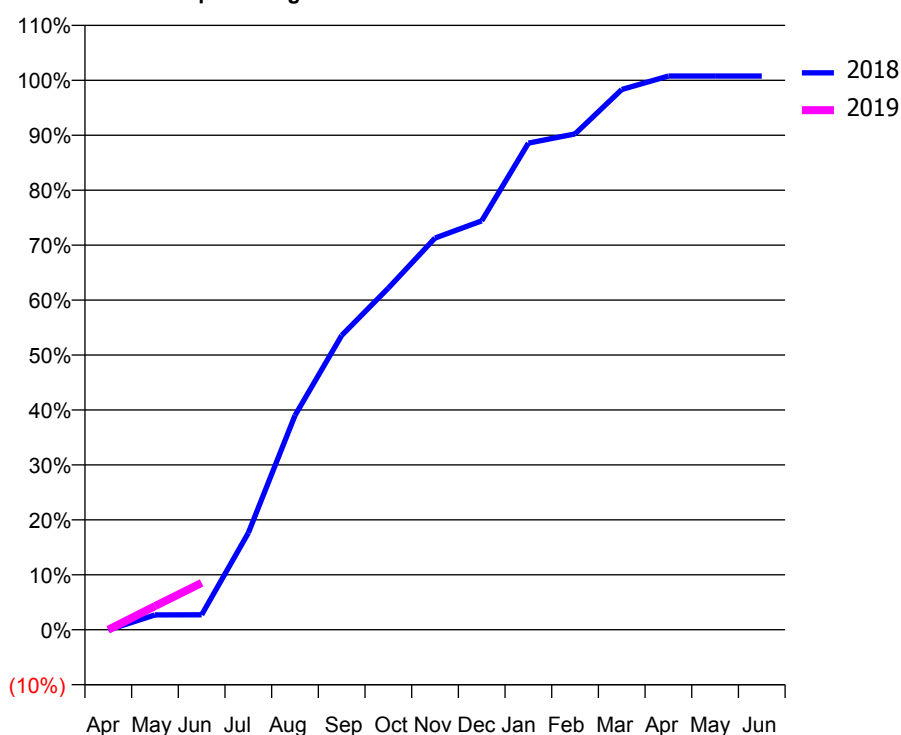
### Q57 - Vital Signs Orthodontic At a Glance Contract Report for 186872/0014 - June 2018

Name or company name	ORTHOWORLD 2000 LTD	18/19 Contracted general activity (UDA)	0
Contract type name	PDS Contract	Carry forward general activity (UDA)	0
Purpose of contract	Orthodontic	18/19 Contracted orthodontic activity (UOA)	8,039
Contract start date	01/04/2006	Carry forward orthodontic activity (UOA)	0
Contract end date	31/03/2019	Baseline contract value	£522,665.95

ACCESS	Contract	England and Wales
24 month ratio of assessments to patient IDs	1.01	1.09

ACTIVITY	Contract
Contract assess and fit appliances (case starts) as a percentage of Area Team case starts	7.7 %

Cumulative percentage of contracted UOA delivered 2018 & 2019



Month	Adjusted Scheduled Activity (UOA)		
	2017	2018	2019
April	431	-7	0
May	1,628	281	346
June	2,161	282	686
July	3,344	1,823	
August	3,863	4,036	
September	4,723	5,541	
October	5,643	6,434	
November	6,490	7,374	
December	7,097	7,699	
January	7,720	9,163	
February	8,554	9,334	
March	8,844	10,172	
April	9,270	10,424	
May	9,975	10,425	
June	10,148	10,425	

#### QUANTITY METRICS (rolling 12 month period)

	Contract Quantity	Contract Base Number	Contract *	Area Team	Region	England
% of all assessments that were assess and fit appliances (case starts)	539	670	80.4%	61.2%	57.8%	60.4%
% of all assessments that were assess and refuse	82	670	12.2%	13.8%	11.1%	11.4%
% of all assessments that were assess and review	49	670	7.3%	24.9%	31.1%	28.3%
% of case starts with a reported IOTN of 3 and Aesthetic Component of 5 or below	1	539	0.2%	0.1%	0.1%	0.1%
% of case starts with a reported IOTN of 3 and Aesthetic Component of 6 or above	3	539	0.6%	4.0%	4.0%	4.0%
% of case starts with a reported IOTN of 4	418	539	77.6%	79.0%	76.4%	77.8%
% of case starts with a reported IOTN of 5	104	539	19.3%	15.0%	17.5%	16.7 %
% of concluded courses in receipt of dual-arch fixed appliances	452	603	75.0%	62.9%	70.3%	74.3%
% of concluded courses where treatment was abandoned or discontinued	111	603	18.4%	8.0%	8.3%	6.9%
% of patients satisfied with the treatment they have received	7	7	100.0%	95.2%	96.1%	95.7%

\* Figures in italics indicate that the base number is less than 100.

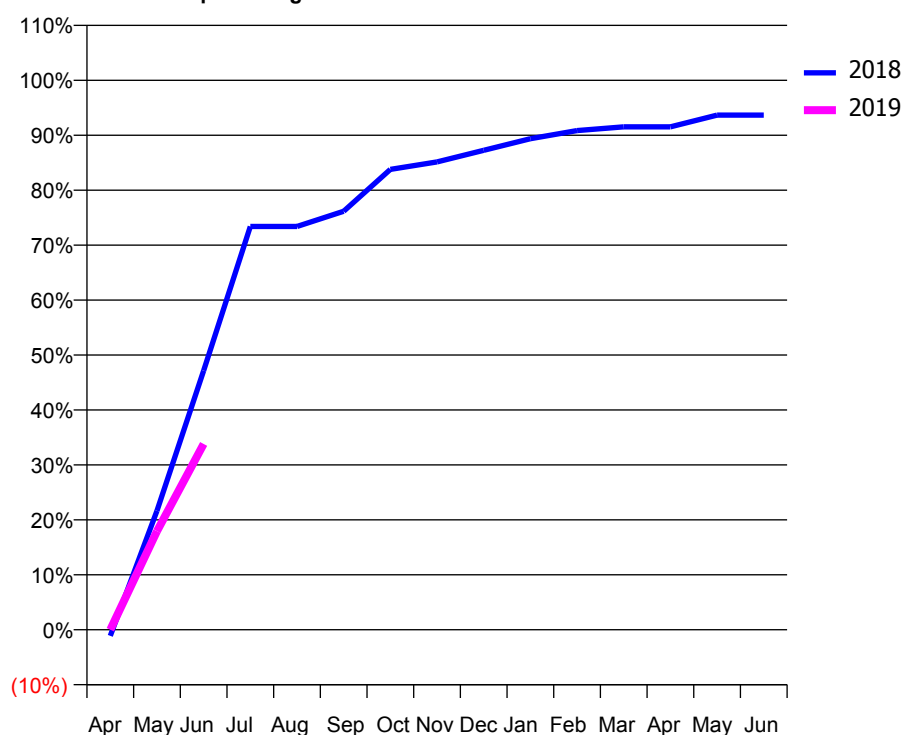
### Q57 - Vital Signs Orthodontic At a Glance Contract Report for 188018/0002 - June 2018

Name or company name	Messrs. Lee & Perera	18/19 Contracted general activity (UDA)	0
Contract type name	GDS Contract	Carry forward general activity (UDA)	0
Purpose of contract	Orthodontic	18/19 Contracted orthodontic activity (UOA)	3,044
Contract start date	01/04/2008	Carry forward orthodontic activity (UOA)	0
Contract end date		Baseline contract value	£194,738.42

ACCESS	Contract	England and Wales
24 month ratio of assessments to patient IDs	1.00	1.09

ACTIVITY	Contract
Contract assess and fit appliances (case starts) as a percentage of Area Team case starts	1.7 %

Cumulative percentage of contracted UOA delivered 2018 & 2019



Month	Adjusted Scheduled Activity (UOA)		
	2017	2018	2019
April	254	-34	0
May	1,098	659	546
June	2,085	1,436	1,029
July	2,547	2,234	
August	2,652	2,234	
September	2,757	2,318	
October	2,757	2,550	
November	2,799	2,592	
December	2,841	2,656	
January	2,883	2,720	
February	2,883	2,765	
March	2,946	2,786	
April	2,967	2,786	
May	2,968	2,851	
June	2,968	2,851	

#### QUANTITY METRICS (rolling 12 month period)

	Contract Quantity	Contract Base Number	Contract *	Area Team	Region	England
% of all assessments that were assess and fit appliances (case starts)	116	122	95.1%	61.2%	57.8%	60.4%
% of all assessments that were assess and refuse	3	122	2.5%	13.8%	11.1%	11.4%
% of all assessments that were assess and review	3	122	2.5%	24.9%	31.1%	28.3%
% of case starts with a reported IOTN of 3 and Aesthetic Component of 5 or below	0	116	N/A	0.1%	0.1%	0.1%
% of case starts with a reported IOTN of 3 and Aesthetic Component of 6 or above	15	116	12.9%	4.0%	4.0%	4.0%
% of case starts with a reported IOTN of 4	93	116	80.2%	79.0%	76.4%	77.8%
% of case starts with a reported IOTN of 5	7	116	6.0%	15.0%	17.5%	16.7 %
% of concluded courses in receipt of dual-arch fixed appliances	127	190	66.8%	62.9%	70.3%	74.3%
% of concluded courses where treatment was abandoned or discontinued	15	190	7.9%	8.0%	8.3%	6.9%
% of patients satisfied with the treatment they have received	3	3	100.0%	95.2%	96.1%	95.7%

\* Figures in italics indicate that the base number is less than 100.

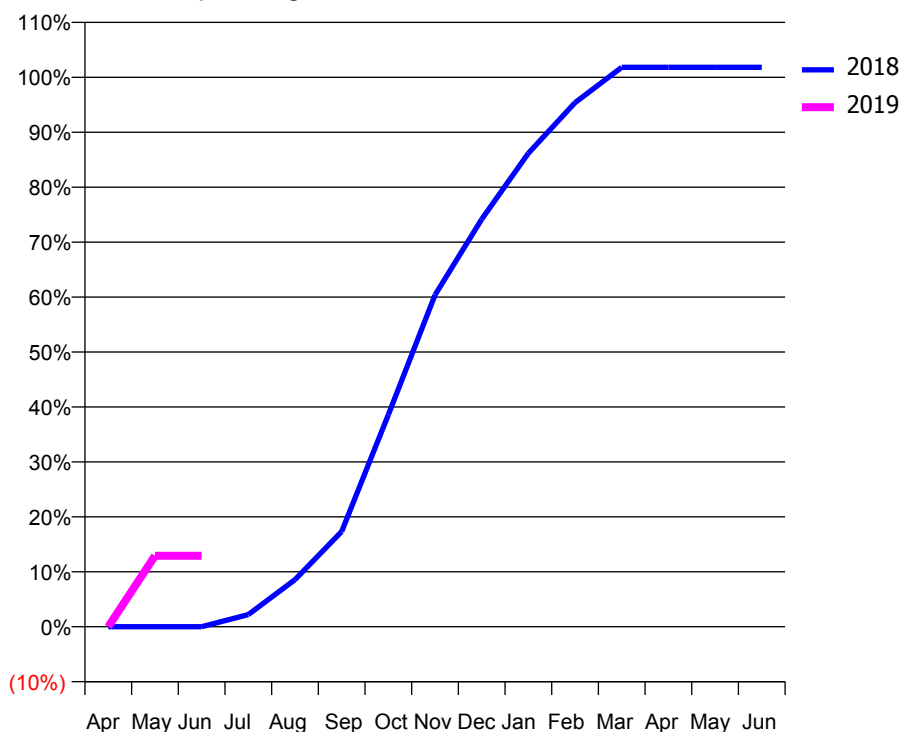
### Q57 - Vital Signs Orthodontic At a Glance Contract Report for 188190/0002 - June 2018

Name or company name	J & S Essex	18/19 Contracted general activity (UDA)	0
Contract type name	PDS Contract	Carry forward general activity (UDA)	0
Purpose of contract	Orthodontic	18/19 Contracted orthodontic activity (UOA)	4,391
Contract start date	28/11/2008	Carry forward orthodontic activity (UOA)	0
Contract end date	31/03/2019	Baseline contract value	£271,685.53

ACCESS	Contract	England and Wales
24 month ratio of assessments to patient IDs	1.07	1.09

ACTIVITY	Contract
Contract assess and fit appliances (case starts) as a percentage of Area Team case starts	3.4 %

Cumulative percentage of contracted UOA delivered 2018 & 2019



Month	Adjusted Scheduled Activity (UOA)		
	2017	2018	2019
April	-69	0	0
May	47	0	567
June	91	0	567
July	224	98	
August	224	377	
September	292	761	
October	602	1,695	
November	814	2,652	
December	1,289	3,257	
January	1,522	3,784	
February	1,544	4,188	
March	2,267	4,471	
April	2,352	4,471	
May	3,293	4,471	
June	3,511	4,471	

#### QUANTITY METRICS (rolling 12 month period)

	Contract Quantity	Contract Base Number	Contract *	Area Team	Region	England
% of all assessments that were assess and fit appliances (case starts)	235	340	69.1%	61.2%	57.8%	60.4%
% of all assessments that were assess and refuse	1	340	0.3%	13.8%	11.1%	11.4%
% of all assessments that were assess and review	104	340	30.6%	24.9%	31.1%	28.3%
% of case starts with a reported IOTN of 3 and Aesthetic Component of 5 or below	0	235	N/A	0.1%	0.1%	0.1%
% of case starts with a reported IOTN of 3 and Aesthetic Component of 6 or above	0	235	N/A	4.0%	4.0%	4.0%
% of case starts with a reported IOTN of 4	191	235	81.3%	79.0%	76.4%	77.8%
% of case starts with a reported IOTN of 5	35	235	14.9%	15.0%	17.5%	16.7%
% of concluded courses in receipt of dual-arch fixed appliances	0	587	N/A	62.9%	70.3%	74.3%
% of concluded courses where treatment was abandoned or discontinued	61	587	10.4%	8.0%	8.3%	6.9%
% of patients satisfied with the treatment they have received	7	8	87.5%	95.2%	96.1%	95.7%

\* Figures in italics indicate that the base number is less than 100.

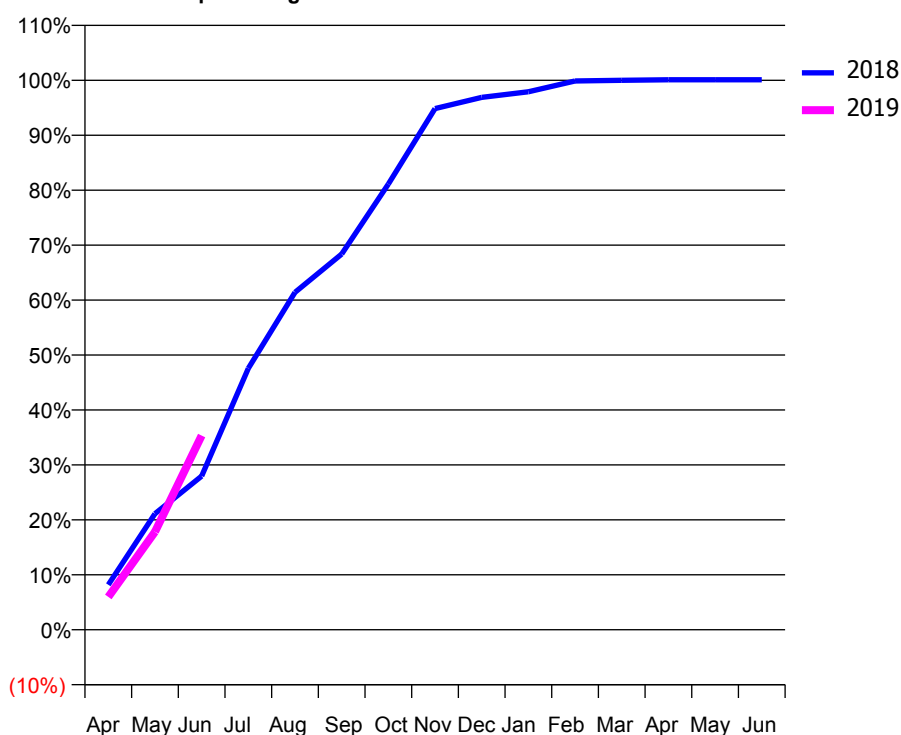
### Q57 - Vital Signs Orthodontic At a Glance Contract Report for 199559/0003 - June 2018

Name or company name	Parmar Dental	18/19 Contracted general activity (UDA)	0
Contract type name	GDS Contract	Carry forward general activity (UDA)	0
Purpose of contract	Orthodontic	18/19 Contracted orthodontic activity (UOA)	2,159
Contract start date	24/08/2011	Carry forward orthodontic activity (UOA)	0
Contract end date		Baseline contract value	£133,586.34

ACCESS	Contract	England and Wales
24 month ratio of assessments to patient IDs	1.00	1.09

ACTIVITY	Contract
Contract assess and fit appliances (case starts) as a percentage of Area Team case starts	1.6 %

Cumulative percentage of contracted UOA delivered 2018 & 2019



Month	Adjusted Scheduled Activity (UOA)		
	2017	2018	2019
April	163	177	129
May	483	456	385
June	823	604	763
July	1,209	1,027	
August	1,446	1,326	
September	1,807	1,476	
October	1,998	1,751	
November	2,107	2,048	
December	2,111	2,092	
January	2,120	2,114	
February	2,123	2,156	
March	2,165	2,159	
April	2,165	2,161	
May	2,165	2,161	
June	2,165	2,161	

#### QUANTITY METRICS (rolling 12 month period)

	Contract Quantity	Contract Base Number	Contract *	Area Team	Region	England
% of all assessments that were assess and fit appliances (case starts)	110	142	77.5%	61.2%	57.8%	60.4%
% of all assessments that were assess and refuse	22	142	15.5%	13.8%	11.1%	11.4%
% of all assessments that were assess and review	10	142	7.0%	24.9%	31.1%	28.3%
% of case starts with a reported IOTN of 3 and Aesthetic Component of 5 or below	0	110	N/A	0.1%	0.1%	0.1%
% of case starts with a reported IOTN of 3 and Aesthetic Component of 6 or above	0	110	N/A	4.0%	4.0%	4.0%
% of case starts with a reported IOTN of 4	99	110	90.0%	79.0%	76.4%	77.8%
% of case starts with a reported IOTN of 5	11	110	10.0%	15.0%	17.5%	16.7 %
% of concluded courses in receipt of dual-arch fixed appliances	1	107	0.9%	62.9%	70.3%	74.3%
% of concluded courses where treatment was abandoned or discontinued	7	107	6.5%	8.0%	8.3%	6.9%
% of patients satisfied with the treatment they have received	3	3	100.0%	95.2%	96.1%	95.7%

\* Figures in italics indicate that the base number is less than 100.



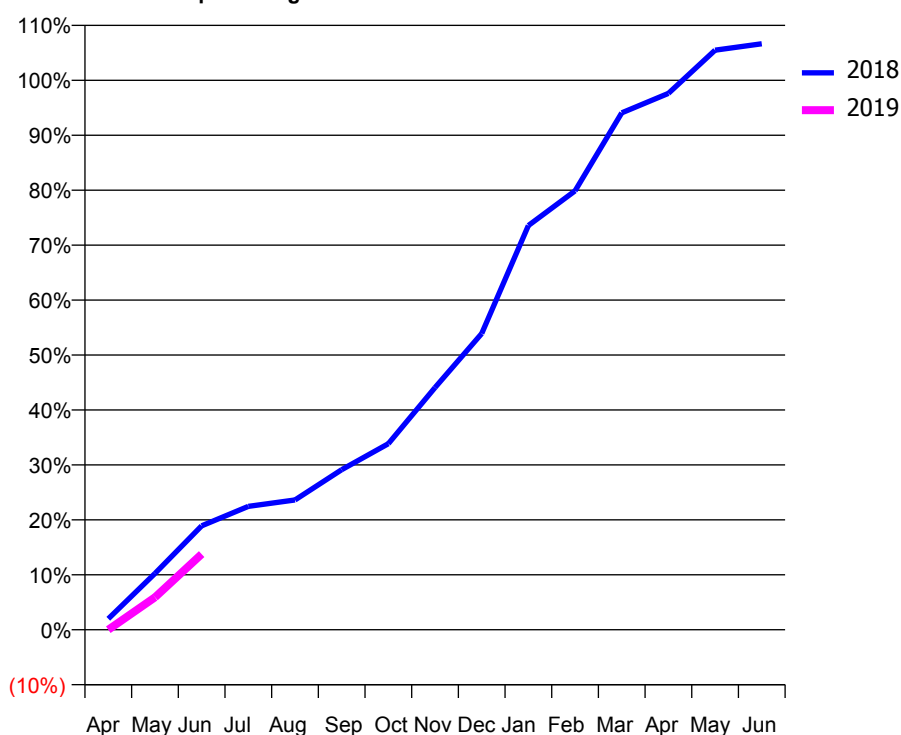
### Q57 - Vital Signs Orthodontic At a Glance Contract Report for 246190/0001 - June 2018

Name or company name	MR NM SHAH	18/19 Contracted general activity (UDA)	0
Contract type name	PDS Contract	Carry forward general activity (UDA)	0
Purpose of contract	Orthodontic	18/19 Contracted orthodontic activity (UOA)	5,340
Contract start date	01/04/2006	Carry forward orthodontic activity (UOA)	0
Contract end date	31/03/2019	Baseline contract value	£307,314.04

ACCESS	Contract	England and Wales
24 month ratio of assessments to patient IDs	1.00	1.09

ACTIVITY	Contract
Contract assess and fit appliances (case starts) as a percentage of Area Team case starts	3.8 %

Cumulative percentage of contracted UOA delivered 2018 & 2019



Month	Adjusted Scheduled Activity (UOA)		
	2017	2018	2019
April	85	107	0
May	568	548	315
June	1,177	1,010	735
July	1,325	1,199	
August	1,619	1,262	
September	2,165	1,556	
October	2,711	1,808	
November	3,509	2,354	
December	3,509	2,879	
January	4,644	3,929	
February	4,644	4,265	
March	4,644	5,023	
April	5,442	5,212	
May	5,463	5,632	
June	5,463	5,695	

#### QUANTITY METRICS (rolling 12 month period)

	Contract Quantity	Contract Base Number	Contract *	Area Team	Region	England
% of all assessments that were assess and fit appliances (case starts)	265	265	100.0%	61.2%	57.8%	60.4%
% of all assessments that were assess and refuse	0	265	0.0%	13.8%	11.1%	11.4%
% of all assessments that were assess and review	0	265	0.0%	24.9%	31.1%	28.3%
% of case starts with a reported IOTN of 3 and Aesthetic Component of 5 or below	0	265	N/A	0.1%	0.1%	0.1%
% of case starts with a reported IOTN of 3 and Aesthetic Component of 6 or above	0	265	N/A	4.0%	4.0%	4.0%
% of case starts with a reported IOTN of 4	224	265	84.5%	79.0%	76.4%	77.8%
% of case starts with a reported IOTN of 5	38	265	14.3%	15.0%	17.5%	16.7 %
% of concluded courses in receipt of dual-arch fixed appliances	224	255	87.8%	62.9%	70.3%	74.3%
% of concluded courses where treatment was abandoned or discontinued	18	255	7.1%	8.0%	8.3%	6.9%
% of patients satisfied with the treatment they have received	4	6	66.7%	95.2%	96.1%	95.7%

\* Figures in italics indicate that the base number is less than 100.

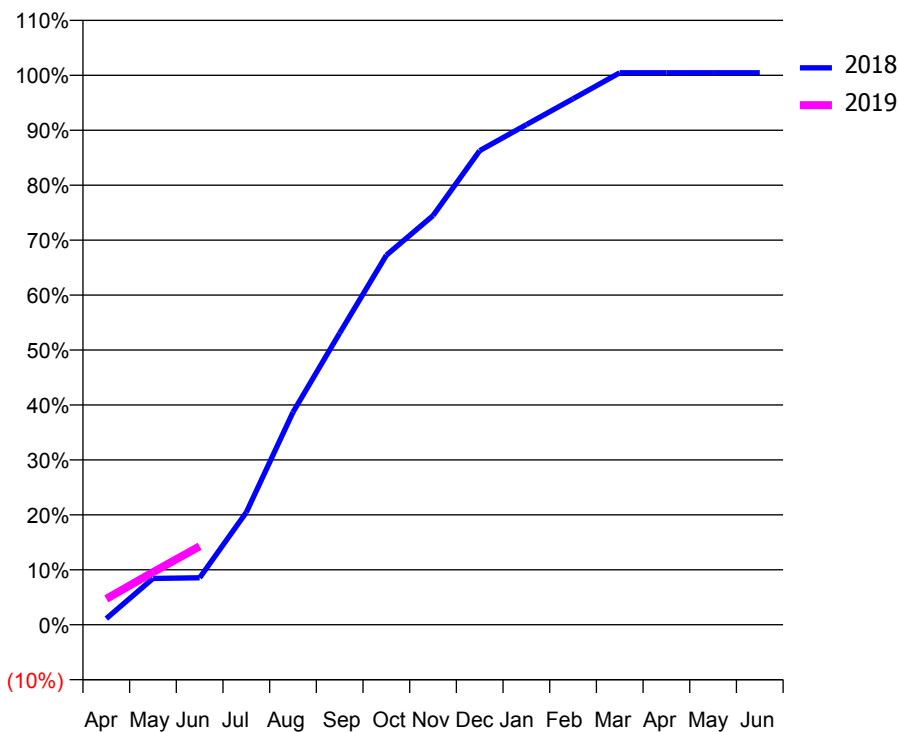
### Q57 - Vital Signs Orthodontic At a Glance Contract Report for 271187/0002 - June 2018

Name or company name	Harlow Dental Surgery	18/19 Contracted general activity (UDA)	0
Contract type name	GDS Contract	Carry forward general activity (UDA)	0
Purpose of contract	Orthodontic	18/19 Contracted orthodontic activity (UOA)	889
Contract start date	01/04/2015	Carry forward orthodontic activity (UOA)	0
Contract end date		Baseline contract value	£55,095.52

ACCESS	Contract	England and Wales
24 month ratio of assessments to patient IDs	1.05	1.09

ACTIVITY	Contract
Contract assess and fit appliances (case starts) as a percentage of Area Team case starts	0.6 %

Cumulative percentage of contracted UOA delivered 2018 & 2019



Month	Adjusted Scheduled Activity (UOA)		
	2017	2018	2019
April	-32	10	42
May	94	75	85
June	94	76	127
July	158	182	
August	182	344	
September	395	472	
October	500	598	
November	647	662	
December	710	767	
January	731	809	
February	731	851	
March	899	893	
April	899	893	
May	899	893	
June	899	893	

#### QUANTITY METRICS (rolling 12 month period)

	Contract Quantity	Contract Base Number	Contract *	Area Team	Region	England
% of all assessments that were assess and fit appliances (case starts)	44	64	68.8%	61.2%	57.8%	60.4%
% of all assessments that were assess and refuse	0	64	0.0%	13.8%	11.1%	11.4%
% of all assessments that were assess and review	20	64	31.3%	24.9%	31.1%	28.3%
% of case starts with a reported IOTN of 3 and Aesthetic Component of 5 or below	0	44	N/A	0.1%	0.1%	0.1%
% of case starts with a reported IOTN of 3 and Aesthetic Component of 6 or above	0	44	N/A	4.0%	4.0%	4.0%
% of case starts with a reported IOTN of 4	44	44	100.0%	79.0%	76.4%	77.8%
% of case starts with a reported IOTN of 5	0	44	N/A	15.0%	17.5%	16.7 %
% of concluded courses in receipt of dual-arch fixed appliances	2	11	18.2%	62.9%	70.3%	74.3%
% of concluded courses where treatment was abandoned or discontinued	3	11	27.3%	8.0%	8.3%	6.9%
% of patients satisfied with the treatment they have received	0	0	N/A	95.2%	96.1%	95.7%

\* Figures in italics indicate that the base number is less than 100.

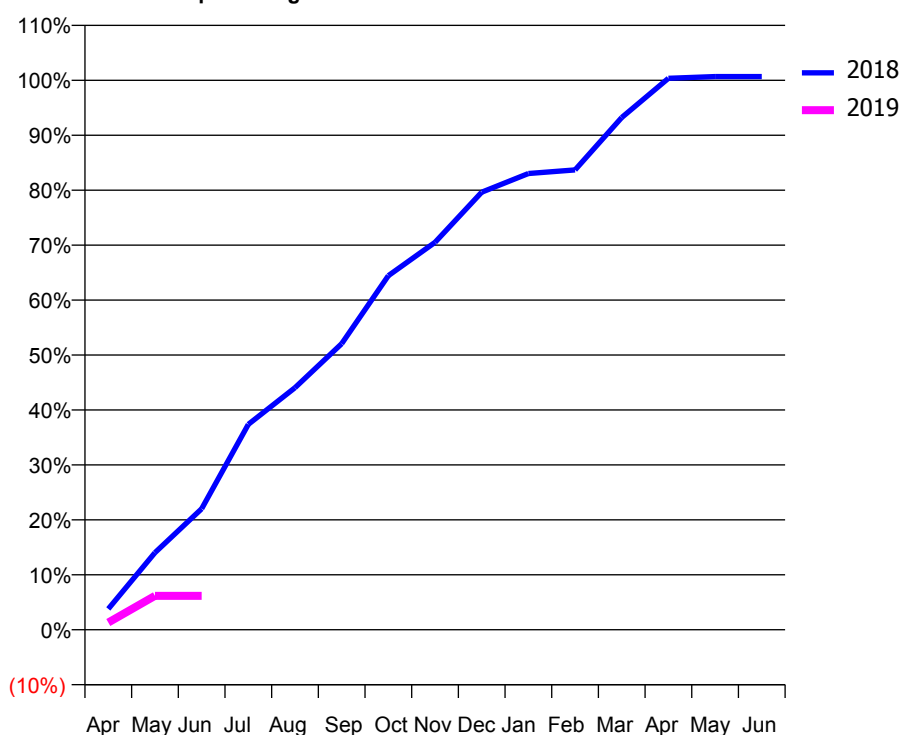
### Q57 - Vital Signs Orthodontic At a Glance Contract Report for 326275/0001 - June 2018

Name or company name	MR GM DAVIES	18/19 Contracted general activity (UDA)	0
Contract type name	PDS Contract	Carry forward general activity (UDA)	0
Purpose of contract	Orthodontic	18/19 Contracted orthodontic activity (UOA)	6,396
Contract start date	01/04/2006	Carry forward orthodontic activity (UOA)	0
Contract end date	31/03/2019	Baseline contract value	£411,842.90

ACCESS	Contract	England and Wales
24 month ratio of assessments to patient IDs	1.03	1.09

ACTIVITY	Contract
Contract assess and fit appliances (case starts) as a percentage of Area Team case starts	3.5 %

Cumulative percentage of contracted UOA delivered 2018 & 2019



Month	Adjusted Scheduled Activity (UOA)		
	2017	2018	2019
April	679	243	84
May	1,671	898	395
June	2,438	1,408	395
July	2,798	2,391	
August	3,171	2,818	
September	3,681	3,330	
October	3,837	4,122	
November	4,448	4,509	
December	4,739	5,094	
January	5,080	5,311	
February	5,438	5,352	
March	6,032	5,962	
April	6,425	6,418	
May	6,426	6,439	
June	6,426	6,439	

#### QUANTITY METRICS (rolling 12 month period)

	Contract Quantity	Contract Base Number	Contract *	Area Team	Region	England
% of all assessments that were assess and fit appliances (case starts)	246	527	46.7%	61.2%	57.8%	60.4%
% of all assessments that were assess and refuse	48	527	9.1%	13.8%	11.1%	11.4%
% of all assessments that were assess and review	233	527	44.2%	24.9%	31.1%	28.3%
% of case starts with a reported IOTN of 3 and Aesthetic Component of 5 or below	1	246	0.4%	0.1%	0.1%	0.1%
% of case starts with a reported IOTN of 3 and Aesthetic Component of 6 or above	0	246	N/A	4.0%	4.0%	4.0%
% of case starts with a reported IOTN of 4	169	246	68.7%	79.0%	76.4%	77.8%
% of case starts with a reported IOTN of 5	68	246	27.6%	15.0%	17.5%	16.7 %
% of concluded courses in receipt of dual-arch fixed appliances	100	105	95.2%	62.9%	70.3%	74.3%
% of concluded courses where treatment was abandoned or discontinued	3	105	2.9%	8.0%	8.3%	6.9%
% of patients satisfied with the treatment they have received	6	7	85.7%	95.2%	96.1%	95.7%

\* Figures in italics indicate that the base number is less than 100.

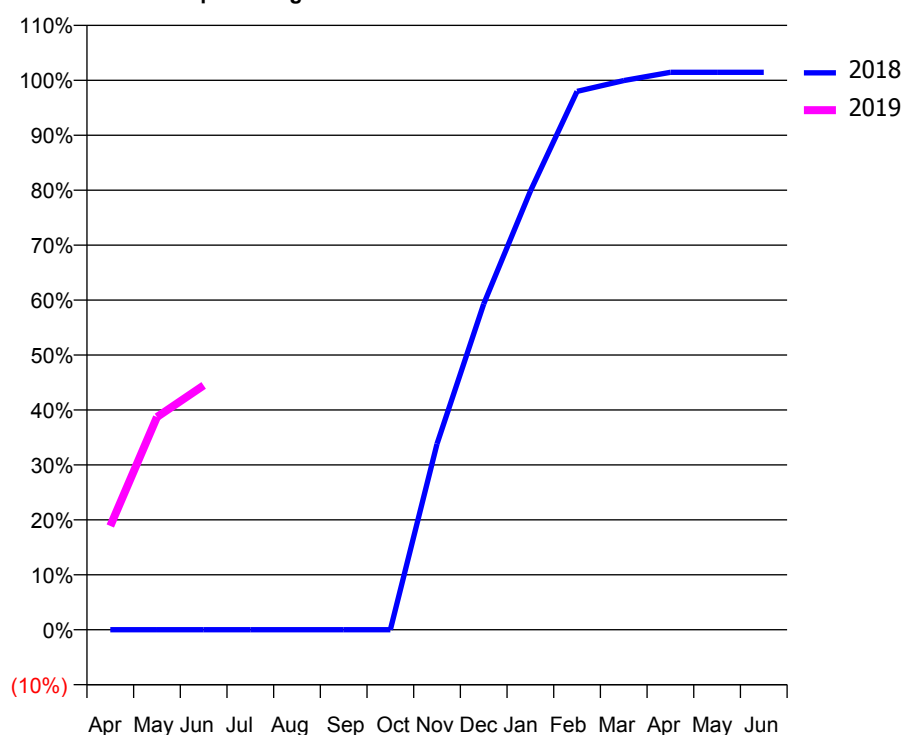
### Q57 - Vital Signs Orthodontic At a Glance Contract Report for 336084/0001 - June 2018

Name or company name	MR CA VAN DER MERWE	18/19 Contracted general activity (UDA)	17,359
Contract type name	GDS Contract	Carry forward general activity (UDA)	0
Purpose of contract	General and Orthodontic	18/19 Contracted orthodontic activity (UOA)	2,870
Contract start date	01/04/2006	Carry forward orthodontic activity (UOA)	0
Contract end date		Baseline contract value	£934,671.82

ACCESS	Contract	England and Wales
24 month ratio of assessments to patient IDs	1.15	1.09

ACTIVITY	Contract
Contract assess and fit appliances (case starts) as a percentage of Area Team case starts	1.8 %

Cumulative percentage of contracted UOA delivered 2018 & 2019



Month	Adjusted Scheduled Activity (UOA)		
	2017	2018	2019
April	0	0	542
May	0	0	1,111
June	0	0	1,276
July	0	0	
August	0	0	
September	0	0	
October	0	0	
November	0	518	
December	0	908	
January	0	1,222	
February	0	1,500	
March	0	1,530	
April	0	1,553	
May	0	1,553	
June	0	1,553	

#### QUANTITY METRICS (rolling 12 month period)

	Contract Quantity	Contract Base Number	Contract *	Area Team	Region	England
% of all assessments that were assess and fit appliances (case starts)	124	371	33.4%	61.2%	57.8%	60.4%
% of all assessments that were assess and refuse	10	371	2.7%	13.8%	11.1%	11.4%
% of all assessments that were assess and review	237	371	63.9%	24.9%	31.1%	28.3%
% of case starts with a reported IOTN of 3 and Aesthetic Component of 5 or below	0	124	N/A	0.1%	0.1%	0.1%
% of case starts with a reported IOTN of 3 and Aesthetic Component of 6 or above	0	124	N/A	4.0%	4.0%	4.0%
% of case starts with a reported IOTN of 4	123	124	99.2%	79.0%	76.4%	77.8%
% of case starts with a reported IOTN of 5	1	124	0.8%	15.0%	17.5%	16.7%
% of concluded courses in receipt of dual-arch fixed appliances	0	1	N/A	62.9%	70.3%	74.3%
% of concluded courses where treatment was abandoned or discontinued	1	1	100.0%	8.0%	8.3%	6.9%
% of patients satisfied with the treatment they have received	5	5	100.0%	95.2%	96.1%	95.7%

\* Figures in italics indicate that the base number is less than 100.

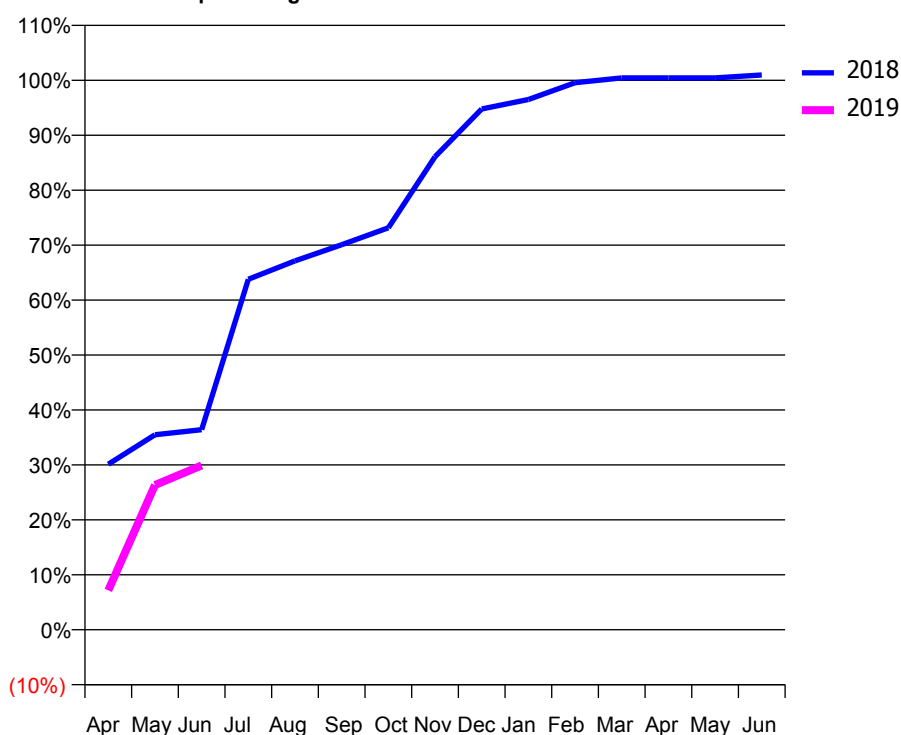
### Q57 - Vital Signs Orthodontic At a Glance Contract Report for 649694/0002 - June 2018

Name or company name	MR SB DENNY	18/19 Contracted general activity (UDA)	0
Contract type name	GDS Contract	Carry forward general activity (UDA)	0
Purpose of contract	Orthodontic	18/19 Contracted orthodontic activity (UOA)	3,962
Contract start date	02/11/2006	Carry forward orthodontic activity (UOA)	0
Contract end date		Baseline contract value	£245,136.85

ACCESS	Contract	England and Wales
24 month ratio of assessments to patient IDs	1.08	1.09

ACTIVITY	Contract
Contract assess and fit appliances (case starts) as a percentage of Area Team case starts	2.5 %

Cumulative percentage of contracted UOA delivered 2018 & 2019



Month	Adjusted Scheduled Activity (UOA)		
	2017	2018	2019
April	890	1,194	284
May	1,132	1,406	1,044
June	1,165	1,443	1,185
July	1,369	2,527	
August	1,543	2,660	
September	1,833	2,776	
October	2,142	2,898	
November	2,857	3,411	
December	3,122	3,755	
January	3,324	3,823	
February	3,624	3,944	
March	3,971	3,979	
April	4,047	3,979	
May	4,090	3,979	
June	4,111	4,000	

#### QUANTITY METRICS (rolling 12 month period)

	Contract Quantity	Contract Base Number	Contract *	Area Team	Region	England
% of all assessments that were assess and fit appliances (case starts)	175	406	43.1%	61.2%	57.8%	60.4%
% of all assessments that were assess and refuse	60	406	14.8%	13.8%	11.1%	11.4%
% of all assessments that were assess and review	171	406	42.1%	24.9%	31.1%	28.3%
% of case starts with a reported IOTN of 3 and Aesthetic Component of 5 or below	0	175	N/A	0.1%	0.1%	0.1%
% of case starts with a reported IOTN of 3 and Aesthetic Component of 6 or above	1	175	0.6%	4.0%	4.0%	4.0%
% of case starts with a reported IOTN of 4	150	175	85.7%	79.0%	76.4%	77.8%
% of case starts with a reported IOTN of 5	24	175	13.7%	15.0%	17.5%	16.7 %
% of concluded courses in receipt of dual-arch fixed appliances	0	41	N/A	62.9%	70.3%	74.3%
% of concluded courses where treatment was abandoned or discontinued	1	41	2.4%	8.0%	8.3%	6.9%
% of patients satisfied with the treatment they have received	5	5	100.0%	95.2%	96.1%	95.7%

\* Figures in italics indicate that the base number is less than 100.

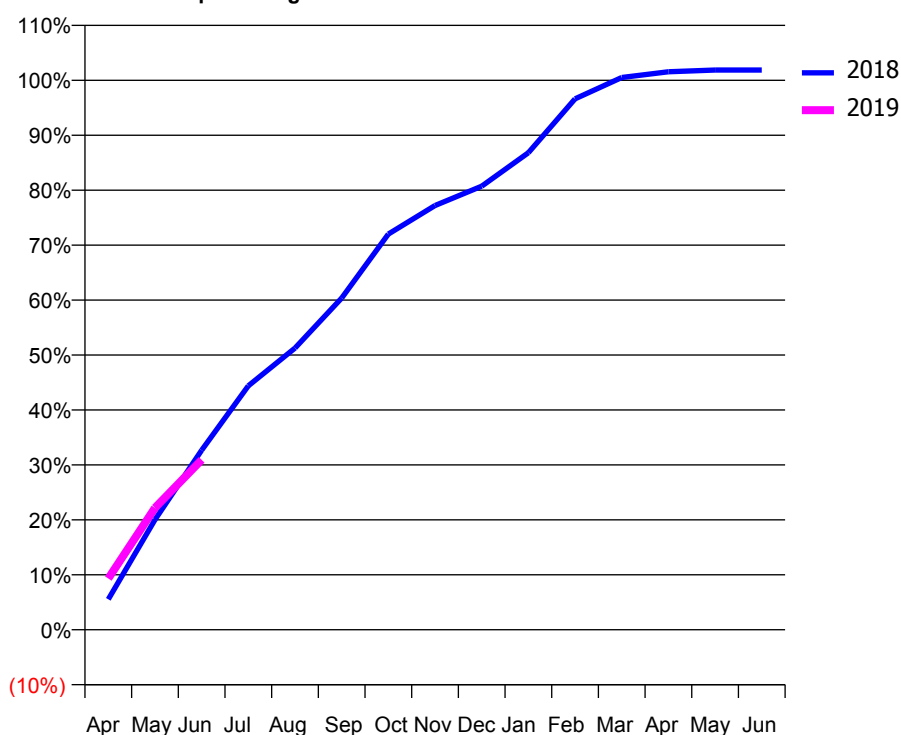
### Q57 - Vital Signs Orthodontic At a Glance Contract Report for 651184/0001 - June 2018

Name or company name	MR SJ JACKSON	18/19 Contracted general activity (UDA)	0
Contract type name	PDS Contract	Carry forward general activity (UDA)	0
Purpose of contract	Orthodontic	18/19 Contracted orthodontic activity (UOA)	6,562
Contract start date	01/04/2006	Carry forward orthodontic activity (UOA)	0
Contract end date	31/03/2019	Baseline contract value	£419,967.06

ACCESS	Contract	England and Wales
24 month ratio of assessments to patient IDs	1.04	1.09

ACTIVITY	Contract
Contract assess and fit appliances (case starts) as a percentage of Area Team case starts	4.4 %

Cumulative percentage of contracted UOA delivered 2018 & 2019



Month	Adjusted Scheduled Activity (UOA)		
	2017	2018	2019
April	455	364	612
May	1,018	1,314	1,457
June	1,641	2,144	2,029
July	2,501	2,914	
August	2,733	3,364	
September	3,309	3,961	
October	3,927	4,726	
November	4,651	5,066	
December	5,562	5,297	
January	5,971	5,697	
February	6,488	6,340	
March	6,743	6,595	
April	6,767	6,663	
May	6,767	6,684	
June	6,767	6,684	

#### QUANTITY METRICS (rolling 12 month period)

	Contract Quantity	Contract Base Number	Contract *	Area Team	Region	England
% of all assessments that were assess and fit appliances (case starts)	310	390	79.5%	61.2%	57.8%	60.4%
% of all assessments that were assess and refuse	60	390	15.4%	13.8%	11.1%	11.4%
% of all assessments that were assess and review	20	390	5.1%	24.9%	31.1%	28.3%
% of case starts with a reported IOTN of 3 and Aesthetic Component of 5 or below	0	310	N/A	0.1%	0.1%	0.1%
% of case starts with a reported IOTN of 3 and Aesthetic Component of 6 or above	6	310	1.9%	4.0%	4.0%	4.0%
% of case starts with a reported IOTN of 4	257	310	82.9%	79.0%	76.4%	77.8%
% of case starts with a reported IOTN of 5	43	310	13.9%	15.0%	17.5%	16.7 %
% of concluded courses in receipt of dual-arch fixed appliances	280	287	97.6%	62.9%	70.3%	74.3%
% of concluded courses where treatment was abandoned or discontinued	0	287	0.0%	8.0%	8.3%	6.9%
% of patients satisfied with the treatment they have received	9	9	100.0%	95.2%	96.1%	95.7%

\* Figures in italics indicate that the base number is less than 100.

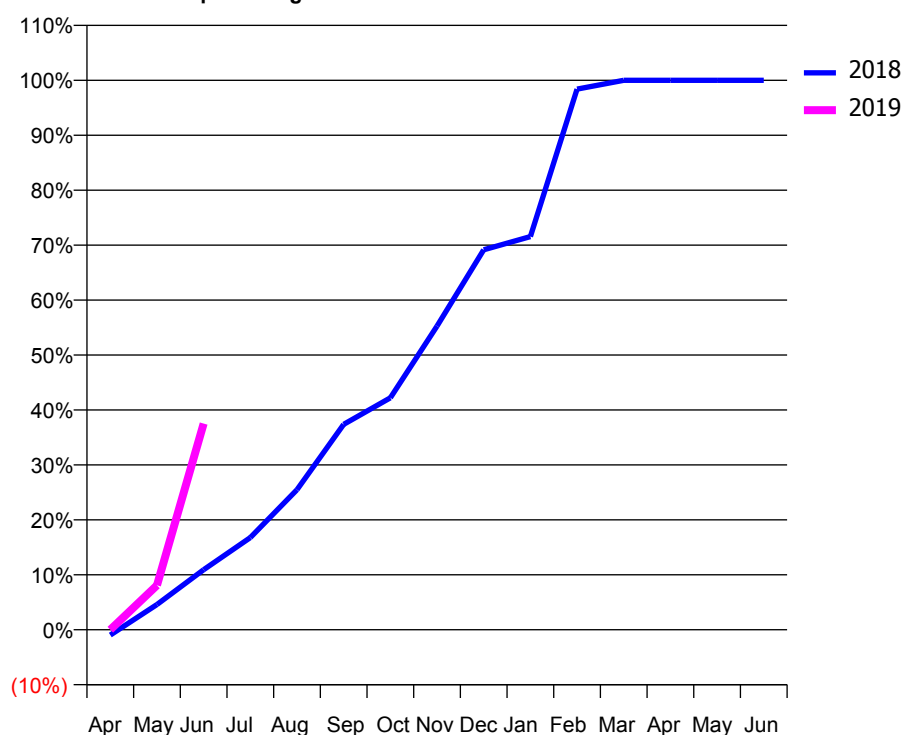
### Q57 - Vital Signs Orthodontic At a Glance Contract Report for 739553/0001 - June 2018

Name or company name	Evergreen Dentistry	18/19 Contracted general activity (UDA)	0
Contract type name	PDS Contract	Carry forward general activity (UDA)	0
Purpose of contract	Orthodontic	18/19 Contracted orthodontic activity (UOA)	2,616
Contract start date	01/04/2006	Carry forward orthodontic activity (UOA)	0
Contract end date	31/03/2019	Baseline contract value	£170,138.18

ACCESS	Contract	England and Wales
24 month ratio of assessments to patient IDs	1.42	1.09

ACTIVITY	Contract
Contract assess and fit appliances (case starts) as a percentage of Area Team case starts	2.1 %

Cumulative percentage of contracted UOA delivered 2018 & 2019



Month	Adjusted Scheduled Activity (UOA)		
	2017	2018	2019
April	-17	-26	0
May	-17	120	212
June	-17	286	982
July	25	439	
August	25	667	
September	496	978	
October	1,021	1,104	
November	1,530	1,446	
December	1,759	1,809	
January	1,767	1,872	
February	2,197	2,574	
March	2,559	2,616	
April	2,560	2,616	
May	2,560	2,616	
June	2,560	2,616	

#### QUANTITY METRICS (rolling 12 month period)

	Contract Quantity	Contract Base Number	Contract *	Area Team	Region	England
% of all assessments that were assess and fit appliances (case starts)	144	433	33.3%	61.2%	57.8%	60.4%
% of all assessments that were assess and refuse	23	433	5.3%	13.8%	11.1%	11.4%
% of all assessments that were assess and review	266	433	61.4%	24.9%	31.1%	28.3%
% of case starts with a reported IOTN of 3 and Aesthetic Component of 5 or below	0	144	N/A	0.1%	0.1%	0.1%
% of case starts with a reported IOTN of 3 and Aesthetic Component of 6 or above	0	144	N/A	4.0%	4.0%	4.0%
% of case starts with a reported IOTN of 4	122	144	84.7%	79.0%	76.4%	77.8%
% of case starts with a reported IOTN of 5	22	144	15.3%	15.0%	17.5%	16.7 %
% of concluded courses in receipt of dual-arch fixed appliances	0	180	N/A	62.9%	70.3%	74.3%
% of concluded courses where treatment was abandoned or discontinued	10	180	5.6%	8.0%	8.3%	6.9%
% of patients satisfied with the treatment they have received	4	4	100.0%	95.2%	96.1%	95.7%

\* Figures in italics indicate that the base number is less than 100.

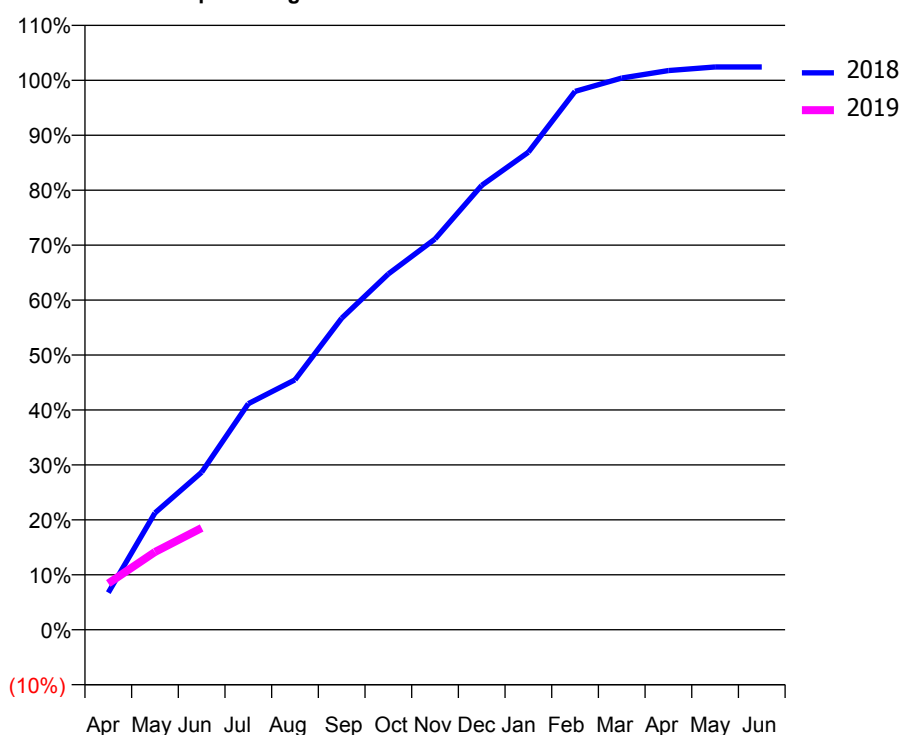
### Q57 - Vital Signs Orthodontic At a Glance Contract Report for 825948/0008 - June 2018

Name or company name	MR JK KOTECHA	18/19 Contracted general activity (UDA)	0
Contract type name	PDS Contract	Carry forward general activity (UDA)	0
Purpose of contract	Orthodontic	18/19 Contracted orthodontic activity (UOA)	6,239
Contract start date	01/04/2013	Carry forward orthodontic activity (UOA)	0
Contract end date	31/03/2019	Baseline contract value	£381,547.43

ACCESS	Contract	England and Wales
24 month ratio of assessments to patient IDs	1.02	1.09

ACTIVITY	Contract
Contract assess and fit appliances (case starts) as a percentage of Area Team case starts	4.0 %

Cumulative percentage of contracted UOA delivered 2018 & 2019



Month	Adjusted Scheduled Activity (UOA)		
	2017	2018	2019
April	1,139	423	526
May	2,262	1,331	883
June	2,609	1,795	1,156
July	3,426	2,575	
August	3,903	2,848	
September	4,347	3,549	
October	4,830	4,053	
November	5,208	4,452	
December	5,613	5,062	
January	6,117	5,441	
February	6,309	6,134	
March	6,373	6,285	
April	6,374	6,370	
May	6,374	6,412	
June	6,374	6,412	

#### QUANTITY METRICS (rolling 12 month period)

	Contract Quantity	Contract Base Number	Contract *	Area Team	Region	England
% of all assessments that were assess and fit appliances (case starts)	282	291	96.9%	61.2%	57.8%	60.4%
% of all assessments that were assess and refuse	4	291	1.4%	13.8%	11.1%	11.4%
% of all assessments that were assess and review	5	291	1.7%	24.9%	31.1%	28.3%
% of case starts with a reported IOTN of 3 and Aesthetic Component of 5 or below	0	282	N/A	0.1%	0.1%	0.1%
% of case starts with a reported IOTN of 3 and Aesthetic Component of 6 or above	31	282	11.0%	4.0%	4.0%	4.0%
% of case starts with a reported IOTN of 4	180	282	63.8%	79.0%	76.4%	77.8%
% of case starts with a reported IOTN of 5	71	282	25.2%	15.0%	17.5%	16.7 %
% of concluded courses in receipt of dual-arch fixed appliances	208	260	80.0%	62.9%	70.3%	74.3%
% of concluded courses where treatment was abandoned or discontinued	20	260	7.7%	8.0%	8.3%	6.9%
% of patients satisfied with the treatment they have received	2	2	100.0%	95.2%	96.1%	95.7%

\* Figures in italics indicate that the base number is less than 100.



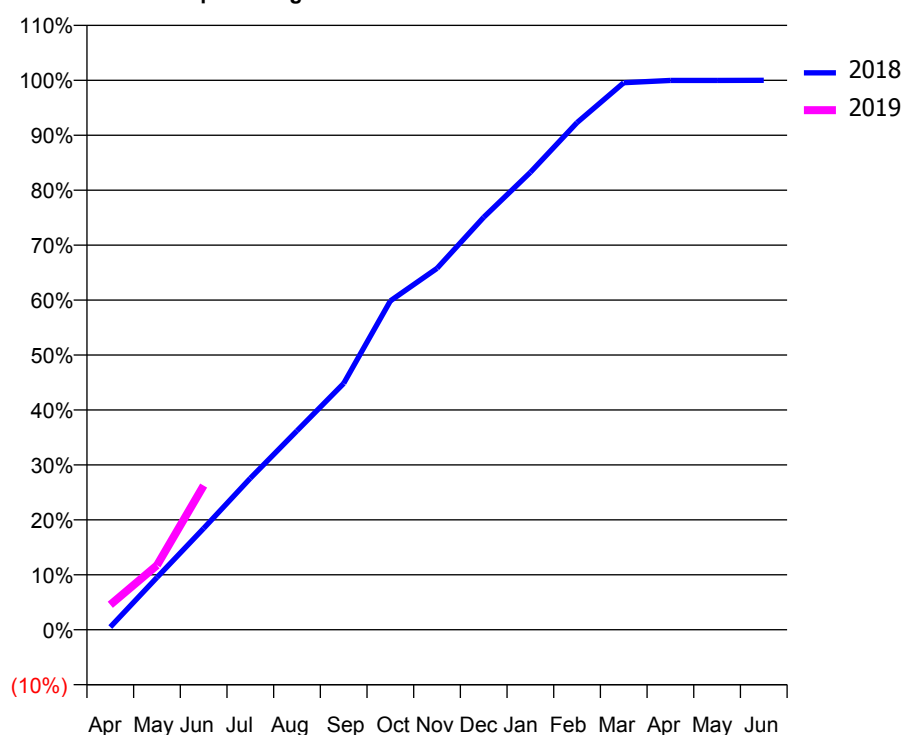
### Q57 - Vital Signs Orthodontic At a Glance Contract Report for 890944/0003 - June 2018

Name or company name	MR AF CLOUGH	18/19 Contracted general activity (UDA)	0
Contract type name	PDS Contract	Carry forward general activity (UDA)	0
Purpose of contract	Orthodontic	18/19 Contracted orthodontic activity (UOA)	4,896
Contract start date	01/10/2006	Carry forward orthodontic activity (UOA)	0
Contract end date	31/03/2019	Baseline contract value	£315,947.57

ACCESS	Contract	England and Wales
24 month ratio of assessments to patient IDs	1.06	1.09

ACTIVITY	Contract
Contract assess and fit appliances (case starts) as a percentage of Area Team case starts	3.5 %

Cumulative percentage of contracted UOA delivered 2018 & 2019



Month	Adjusted Scheduled Activity (UOA)		
	2017	2018	2019
April	119	24	223
May	119	464	574
June	140	900	1,285
July	140	1,345	
August	1,142	1,766	
September	1,812	2,186	
October	2,410	2,918	
November	2,979	3,207	
December	3,532	3,660	
January	3,931	4,058	
February	4,492	4,499	
March	4,857	4,853	
April	4,874	4,873	
May	4,874	4,874	
June	4,874	4,875	

#### QUANTITY METRICS (rolling 12 month period)

	Contract Quantity	Contract Base Number	Contract *	Area Team	Region	England
% of all assessments that were assess and fit appliances (case starts)	248	491	50.5%	61.2%	57.8%	60.4%
% of all assessments that were assess and refuse	186	491	37.9%	13.8%	11.1%	11.4%
% of all assessments that were assess and review	57	491	11.6%	24.9%	31.1%	28.3%
% of case starts with a reported IOTN of 3 and Aesthetic Component of 5 or below	0	248	N/A	0.1%	0.1%	0.1%
% of case starts with a reported IOTN of 3 and Aesthetic Component of 6 or above	0	248	N/A	4.0%	4.0%	4.0%
% of case starts with a reported IOTN of 4	217	248	87.5%	79.0%	76.4%	77.8%
% of case starts with a reported IOTN of 5	31	248	12.5%	15.0%	17.5%	16.7 %
% of concluded courses in receipt of dual-arch fixed appliances	0	183	N/A	62.9%	70.3%	74.3%
% of concluded courses where treatment was abandoned or discontinued	7	183	3.8%	8.0%	8.3%	6.9%
% of patients satisfied with the treatment they have received	6	6	100.0%	95.2%	96.1%	95.7%

\* Figures in italics indicate that the base number is less than 100.

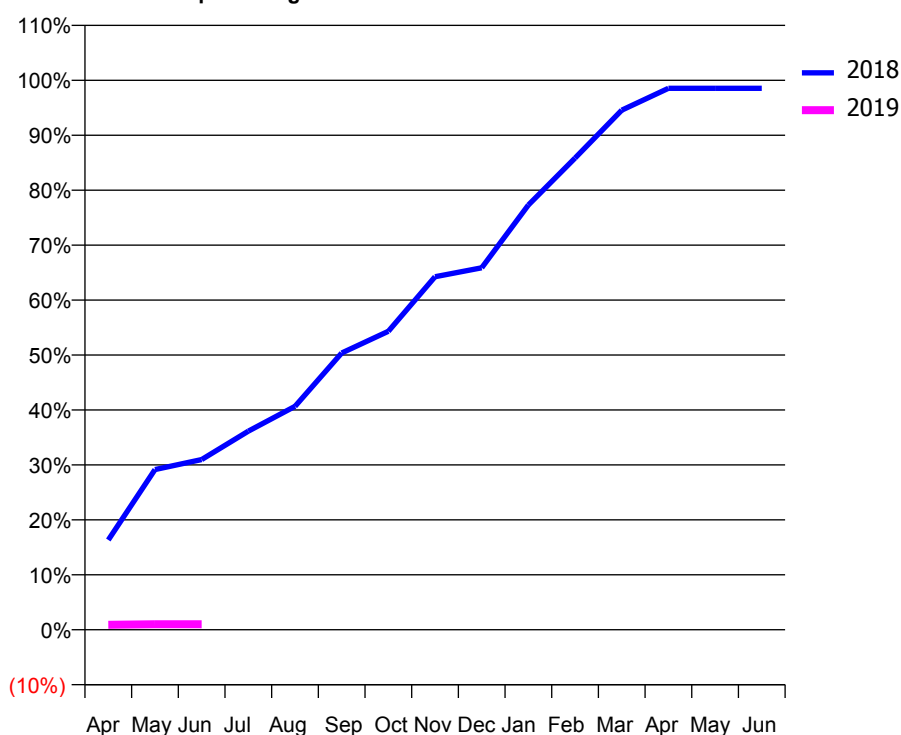
### Q57 - Vital Signs Orthodontic At a Glance Contract Report for 913324/0003 - June 2018

Name or company name	Dr C Bentley & Dr S Sedani	18/19 Contracted general activity (UDA)	0
Contract type name	GDS Contract	Carry forward general activity (UDA)	0
Purpose of contract	Orthodontic	18/19 Contracted orthodontic activity (UOA)	2,669
Contract start date	01/04/2015	Carry forward orthodontic activity (UOA)	0
Contract end date		Baseline contract value	£169,940.41

ACCESS	Contract	England and Wales
24 month ratio of assessments to patient IDs	1.20	1.09

ACTIVITY	Contract
Contract assess and fit appliances (case starts) as a percentage of Area Team case starts	1.2 %

Cumulative percentage of contracted UOA delivered 2018 & 2019



Month	Adjusted Scheduled Activity (UOA)		
	2017	2018	2019
April	53	436	24
May	53	778	27
June	53	827	27
July	53	965	
August	53	1,085	
September	53	1,344	
October	53	1,450	
November	53	1,715	
December	53	1,758	
January	53	2,063	
February	53	2,291	
March	53	2,524	
April	53	2,630	
May	53	2,630	
June	53	2,630	

#### QUANTITY METRICS (rolling 12 month period)

	Contract Quantity	Contract Base Number	Contract *	Area Team	Region	England
% of all assessments that were assess and fit appliances (case starts)	83	171	48.5%	61.2%	57.8%	60.4%
% of all assessments that were assess and refuse	20	171	11.7%	13.8%	11.1%	11.4%
% of all assessments that were assess and review	68	171	39.8%	24.9%	31.1%	28.3%
% of case starts with a reported IOTN of 3 and Aesthetic Component of 5 or below	0	83	<i>N/A</i>	0.1%	0.1%	0.1%
% of case starts with a reported IOTN of 3 and Aesthetic Component of 6 or above	13	83	15.7%	4.0%	4.0%	4.0%
% of case starts with a reported IOTN of 4	65	83	78.3%	79.0%	76.4%	77.8%
% of case starts with a reported IOTN of 5	5	83	6.0%	15.0%	17.5%	16.7 %
% of concluded courses in receipt of dual-arch fixed appliances	0	93	<i>N/A</i>	62.9%	70.3%	74.3%
% of concluded courses where treatment was abandoned or discontinued	19	93	20.4%	8.0%	8.3%	6.9%
% of patients satisfied with the treatment they have received	3	3	100.0%	95.2%	96.1%	95.7%

\* Figures in italics indicate that the base number is less than 100.

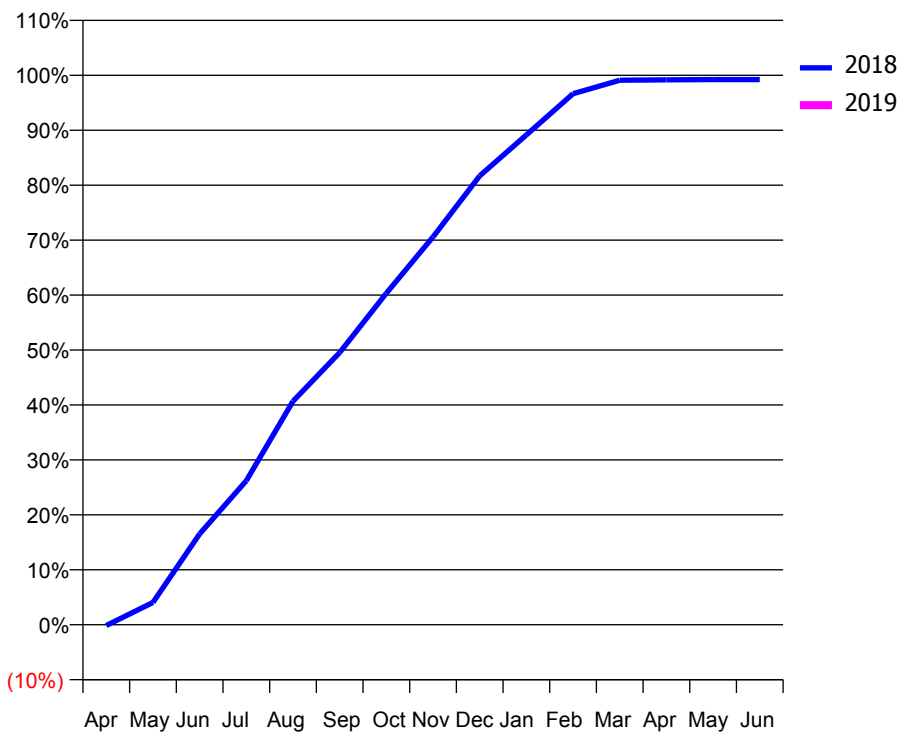
### Q57 - Vital Signs Orthodontic At a Glance Contract Report for 913839/0001 - June 2018

Name or company name	MR PM PRABHAKAR RAO	18/19 Contracted general activity (UDA)	0
Contract type name	PDS Contract	Carry forward general activity (UDA)	0
Purpose of contract	Orthodontic	18/19 Contracted orthodontic activity (UOA)	0
Contract start date	01/04/2006	Carry forward orthodontic activity (UOA)	0
Contract end date	31/05/2018	Baseline contract value	£75,851.73

ACCESS	Contract	England and Wales
24 month ratio of assessments to patient IDs	1.12	1.09

ACTIVITY	Contract
Contract assess and fit appliances (case starts) as a percentage of Area Team case starts	3.8 %

Cumulative percentage of contracted UOA delivered 2018 & 2019



Month	Adjusted Scheduled Activity (UOA)		
	2017	2018	2019
April	-12	-11	0
May	736	285	10
June	1,348	1,157	16
July	2,147	1,836	
August	3,261	2,848	
September	3,685	3,468	
October	4,460	4,223	
November	4,911	4,940	
December	5,569	5,719	
January	6,019	6,241	
February	6,218	6,764	
March	6,508	6,937	
April	6,899	6,942	
May	6,968	6,945	
June	6,989	6,945	

#### QUANTITY METRICS (rolling 12 month period)

	Contract Quantity	Contract Base Number	Contract *	Area Team	Region	England
% of all assessments that were assess and fit appliances (case starts)	266	724	36.7%	61.2%	57.8%	60.4%
% of all assessments that were assess and refuse	173	724	23.9%	13.8%	11.1%	11.4%
% of all assessments that were assess and review	285	724	39.4%	24.9%	31.1%	28.3%
% of case starts with a reported IOTN of 3 and Aesthetic Component of 5 or below	0	266	N/A	0.1%	0.1%	0.1%
% of case starts with a reported IOTN of 3 and Aesthetic Component of 6 or above	23	266	8.6%	4.0%	4.0%	4.0%
% of case starts with a reported IOTN of 4	222	266	83.5%	79.0%	76.4%	77.8%
% of case starts with a reported IOTN of 5	21	266	7.9%	15.0%	17.5%	16.7 %
% of concluded courses in receipt of dual-arch fixed appliances	487	655	74.4%	62.9%	70.3%	74.3%
% of concluded courses where treatment was abandoned or discontinued	82	655	12.5%	8.0%	8.3%	6.9%
% of patients satisfied with the treatment they have received	9	9	100.0%	95.2%	96.1%	95.7%

\* Figures in italics indicate that the base number is less than 100.

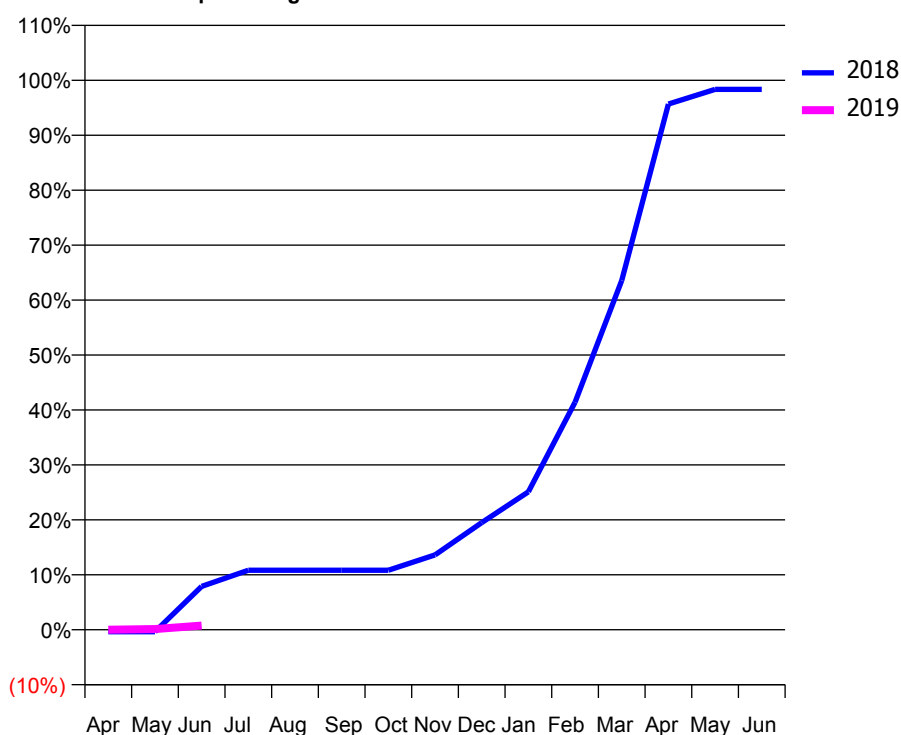
### Q58 - Vital Signs Orthodontic At a Glance Contract Report for 100041/0000 - June 2018

Name or company name	2:30 Ltd	18/19 Contracted general activity (UDA)	31,550
Contract type name	GDS Contract	Carry forward general activity (UDA)	0
Purpose of contract	General and Orthodontic	18/19 Contracted orthodontic activity (UOA)	785
Contract start date	01/04/2016	Carry forward orthodontic activity (UOA)	0
Contract end date		Baseline contract value	£943,035.11

ACCESS	Contract	England and Wales
24 month ratio of assessments to patient IDs	1.08	1.09

ACTIVITY	Contract
Contract assess and fit appliances (case starts) as a percentage of Area Team case starts	0.2 %

Cumulative percentage of contracted UOA delivered 2018 & 2019



Month	Adjusted Scheduled Activity (UOA)		
	2017	2018	2019
April	0	-3	0
May	1	-3	1
June	1	62	6
July	27	85	
August	33	85	
September	99	85	
October	188	85	
November	212	107	
December	241	153	
January	263	197	
February	329	325	
March	457	499	
April	761	751	
May	782	772	
June	782	772	

#### QUANTITY METRICS (rolling 12 month period)

	Contract Quantity	Contract Base Number	Contract *	Area Team	Region	England
% of all assessments that were assess and fit appliances (case starts)	33	56	58.9%	68.6%	57.8%	60.4%
% of all assessments that were assess and refuse	2	56	3.6%	8.9%	11.1%	11.4%
% of all assessments that were assess and review	21	56	37.5%	22.5%	31.1%	28.3%
% of case starts with a reported IOTN of 3 and Aesthetic Component of 5 or below	0	33	<i>N/A</i>	0.2%	0.1%	0.1%
% of case starts with a reported IOTN of 3 and Aesthetic Component of 6 or above	0	33	<i>N/A</i>	5.5%	4.0%	4.0%
% of case starts with a reported IOTN of 4	32	33	97.0%	76.1%	76.4%	77.8%
% of case starts with a reported IOTN of 5	1	33	3.0%	17.9%	17.5%	16.7 %
% of concluded courses in receipt of dual-arch fixed appliances	0	1	<i>N/A</i>	74.3%	70.3%	74.3%
% of concluded courses where treatment was abandoned or discontinued	0	1	0.0%	6.3%	8.3%	6.9%
% of patients satisfied with the treatment they have received	1	1	100.0%	96.1%	96.1%	95.7%

\* Figures in italics indicate that the base number is less than 100.

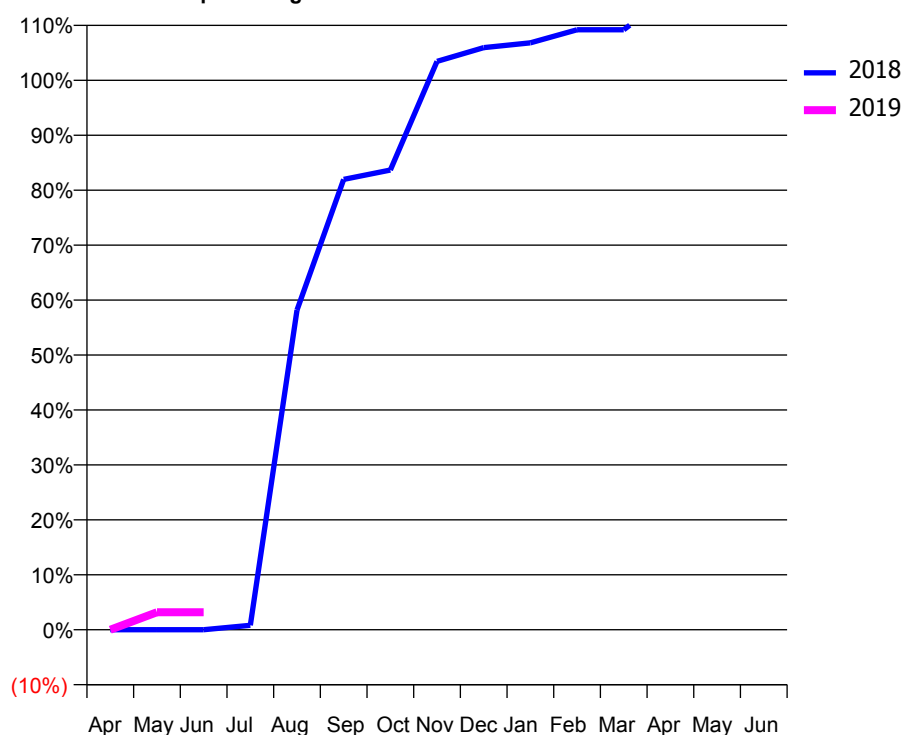
### Q58 - Vital Signs Orthodontic At a Glance Contract Report for 100309/0000 - June 2018

Name or company name	MRS AA SOYOMBO	18/19 Contracted general activity (UDA)	0
Contract type name	PDS Contract	Carry forward general activity (UDA)	0
Purpose of contract	Orthodontic	18/19 Contracted orthodontic activity (UOA)	2,700
Contract start date	01/02/2017	Carry forward orthodontic activity (UOA)	0
Contract end date	31/03/2019	Baseline contract value	£177,063.78

ACCESS	Contract	England and Wales
24 month ratio of assessments to patient IDs	1.09	1.09

ACTIVITY	Contract
Contract assess and fit appliances (case starts) as a percentage of Area Team case starts	1.0 %

Cumulative percentage of contracted UOA delivered 2018 & 2019



Month	Adjusted Scheduled Activity (UOA)		
	2017	2018	2019
April	0	0	0
May	0	0	86
June	0	0	86
July	0	22	
August	0	1,571	
September	0	2,213	
October	0	2,259	
November	0	2,793	
December	0	2,860	
January	0	2,884	
February	0	2,948	
March	0	2,948	
April	0	3,121	
May	0	3,121	
June	0	3,121	

#### QUANTITY METRICS (rolling 12 month period)

	Contract Quantity	Contract Base Number	Contract *	Area Team	Region	England
% of all assessments that were assess and fit appliances (case starts)	147	235	62.6%	68.6%	57.8%	60.4%
% of all assessments that were assess and refuse	1	235	0.4%	8.9%	11.1%	11.4%
% of all assessments that were assess and review	87	235	37.0%	22.5%	31.1%	28.3%
% of case starts with a reported IOTN of 3 and Aesthetic Component of 5 or below	0	147	N/A	0.2%	0.1%	0.1%
% of case starts with a reported IOTN of 3 and Aesthetic Component of 6 or above	0	147	N/A	5.5%	4.0%	4.0%
% of case starts with a reported IOTN of 4	143	147	97.3%	76.1%	76.4%	77.8%
% of case starts with a reported IOTN of 5	2	147	1.4%	17.9%	17.5%	16.7 %
% of concluded courses in receipt of dual-arch fixed appliances	0	3	N/A	74.3%	70.3%	74.3%
% of concluded courses where treatment was abandoned or discontinued	2	3	66.7%	6.3%	8.3%	6.9%
% of patients satisfied with the treatment they have received	0	0	N/A	96.1%	96.1%	95.7%

\* Figures in italics indicate that the base number is less than 100.

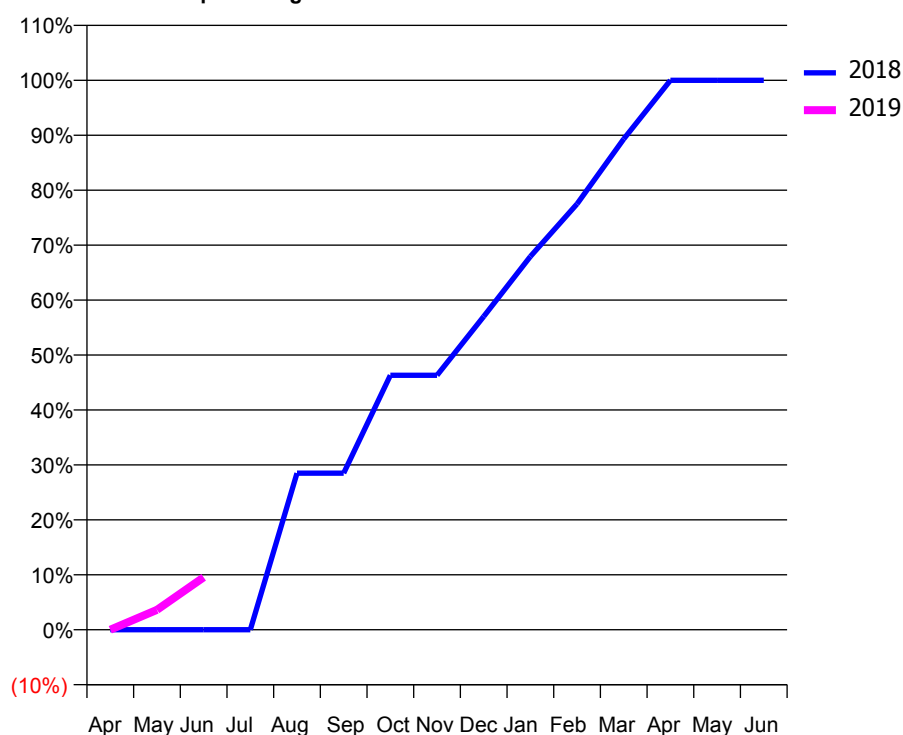
### Q58 - Vital Signs Orthodontic At a Glance Contract Report for 100339/0000 - June 2018

Name or company name	Oradi Ltd	18/19 Contracted general activity (UDA)	0
Contract type name	PDS Contract	Carry forward general activity (UDA)	0
Purpose of contract	Orthodontic	18/19 Contracted orthodontic activity (UOA)	1,768
Contract start date	01/04/2017	Carry forward orthodontic activity (UOA)	0
Contract end date	31/03/2026	Baseline contract value	£117,144.04

ACCESS	Contract	England and Wales
24 month ratio of assessments to patient IDs	1.20	1.09

ACTIVITY	Contract
Contract assess and fit appliances (case starts) as a percentage of Area Team case starts	0.8 %

Cumulative percentage of contracted UOA delivered 2018 & 2019



Month	Adjusted Scheduled Activity (UOA)		
	2017	2018	2019
April	0	0	0
May	0	0	64
June	0	0	169
July	0	0	
August	0	504	
September	0	504	
October	0	819	
November	0	819	
December	0	1,008	
January	0	1,201	
February	0	1,370	
March	0	1,579	
April	0	1,768	
May	0	1,768	
June	0	1,768	

#### QUANTITY METRICS (rolling 12 month period)

	Contract Quantity	Contract Base Number	Contract *	Area Team	Region	England
% of all assessments that were assess and fit appliances (case starts)	114	140	81.4%	68.6%	57.8%	60.4%
% of all assessments that were assess and refuse	8	140	5.7%	8.9%	11.1%	11.4%
% of all assessments that were assess and review	18	140	12.9%	22.5%	31.1%	28.3%
% of case starts with a reported IOTN of 3 and Aesthetic Component of 5 or below	0	114	N/A	0.2%	0.1%	0.1%
% of case starts with a reported IOTN of 3 and Aesthetic Component of 6 or above	8	114	7.0%	5.5%	4.0%	4.0%
% of case starts with a reported IOTN of 4	96	114	84.2%	76.1%	76.4%	77.8%
% of case starts with a reported IOTN of 5	10	114	8.8%	17.9%	17.5%	16.7 %
% of concluded courses in receipt of dual-arch fixed appliances	7	63	11.1%	74.3%	70.3%	74.3%
% of concluded courses where treatment was abandoned or discontinued	3	63	4.8%	6.3%	8.3%	6.9%
% of patients satisfied with the treatment they have received	5	5	100.0%	96.1%	96.1%	95.7%

\* Figures in italics indicate that the base number is less than 100.

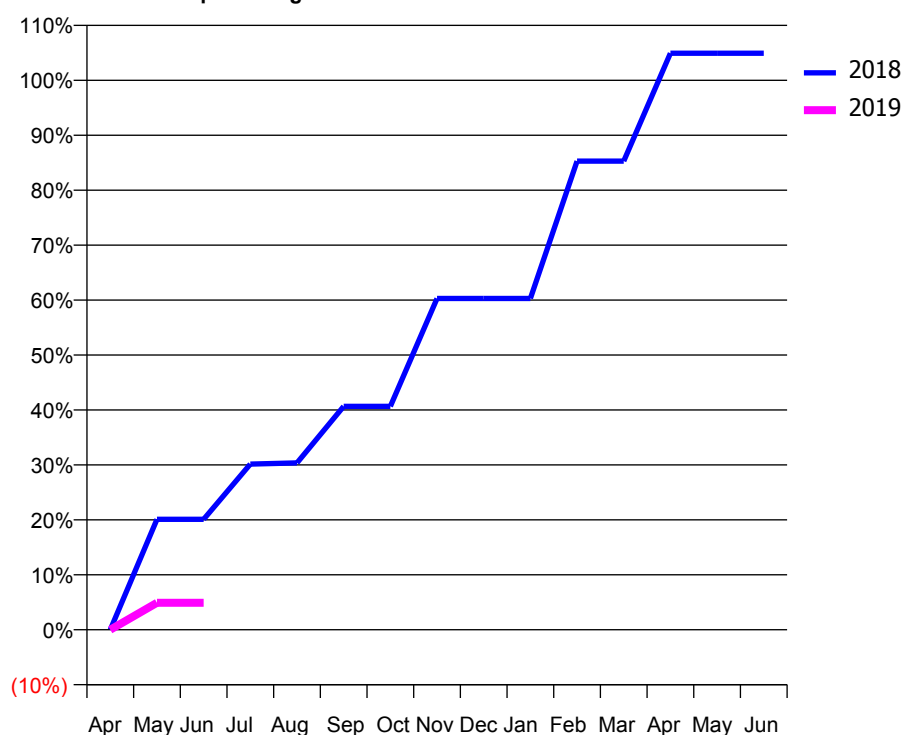
### Q58 - Vital Signs Orthodontic At a Glance Contract Report for 101435/0003 - June 2018

Name or company name	IDH Limited	18/19 Contracted general activity (UDA)	15,825
Contract type name	GDS Contract	Carry forward general activity (UDA)	0
Purpose of contract	General and Orthodontic	18/19 Contracted orthodontic activity (UOA)	428
Contract start date	01/04/2006	Carry forward orthodontic activity (UOA)	0
Contract end date		Baseline contract value	£436,797.94

ACCESS	Contract	England and Wales
24 month ratio of assessments to patient IDs	1.05	1.09

ACTIVITY	Contract
Contract assess and fit appliances (case starts) as a percentage of Area Team case starts	0.1 %

Cumulative percentage of contracted UOA delivered 2018 & 2019



Month	Adjusted Scheduled Activity (UOA)		
	2017	2018	2019
April	0	0	0
May	0	86	21
June	0	86	21
July	0	129	
August	0	130	
September	0	174	
October	0	174	
November	0	258	
December	217	258	
January	217	258	
February	343	365	
March	344	365	
April	429	449	
May	429	449	
June	429	449	

#### QUANTITY METRICS (rolling 12 month period)

	Contract Quantity	Contract Base Number	Contract *	Area Team	Region	England
% of all assessments that were assess and fit appliances (case starts)	20	26	76.9%	68.6%	57.8%	60.4%
% of all assessments that were assess and refuse	3	26	11.5%	8.9%	11.1%	11.4%
% of all assessments that were assess and review	3	26	11.5%	22.5%	31.1%	28.3%
% of case starts with a reported IOTN of 3 and Aesthetic Component of 5 or below	0	20	<i>N/A</i>	0.2%	0.1%	0.1%
% of case starts with a reported IOTN of 3 and Aesthetic Component of 6 or above	1	20	5.0%	5.5%	4.0%	4.0%
% of case starts with a reported IOTN of 4	17	20	85.0%	76.1%	76.4%	77.8%
% of case starts with a reported IOTN of 5	2	20	10.0%	17.9%	17.5%	16.7 %
% of concluded courses in receipt of dual-arch fixed appliances	0	0	<i>N/A</i>	74.3%	70.3%	74.3%
% of concluded courses where treatment was abandoned or discontinued	0	0	<i>N/A</i>	6.3%	8.3%	6.9%
% of patients satisfied with the treatment they have received	1	1	100.0%	96.1%	96.1%	95.7%

\* Figures in italics indicate that the base number is less than 100.

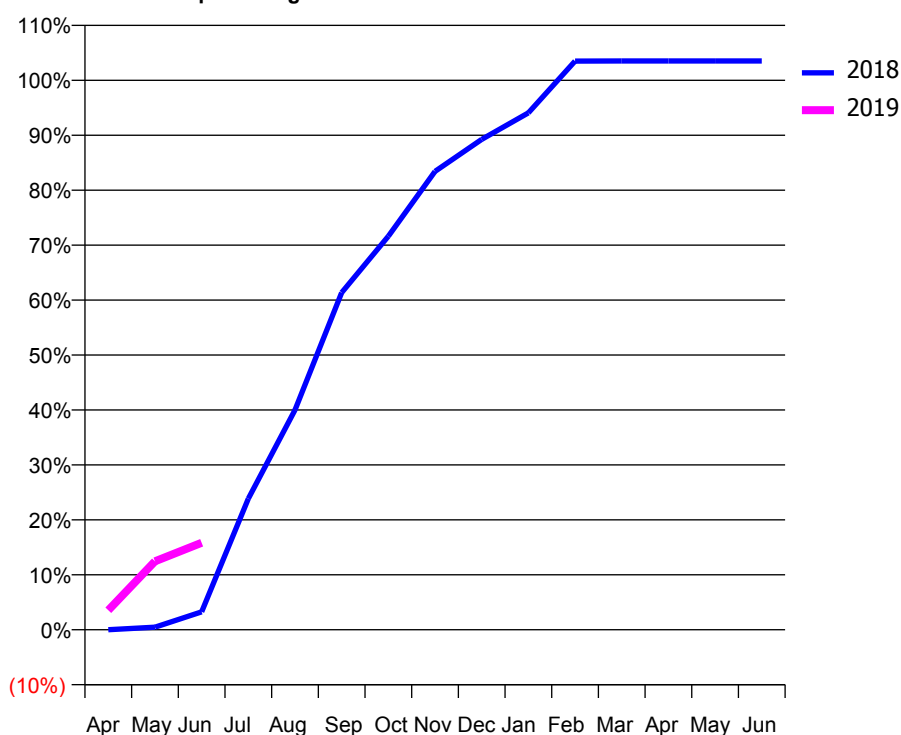
### Q58 - Vital Signs Orthodontic At a Glance Contract Report for 106194/0003 - June 2018

Name or company name	Weston Favell Dental Surgery	18/19 Contracted general activity (UDA)	0
Contract type name	GDS Contract	Carry forward general activity (UDA)	0
Purpose of contract	Orthodontic	18/19 Contracted orthodontic activity (UOA)	2,697
Contract start date	01/04/2006	Carry forward orthodontic activity (UOA)	0
Contract end date		Baseline contract value	£176,875.94

ACCESS	Contract	England and Wales
24 month ratio of assessments to patient IDs	1.10	1.09

ACTIVITY	Contract
Contract assess and fit appliances (case starts) as a percentage of Area Team case starts	1.0 %

Cumulative percentage of contracted UOA delivered 2018 & 2019



Month	Adjusted Scheduled Activity (UOA)		
	2017	2018	2019
April	1	0	96
May	302	13	336
June	512	88	427
July	683	644	
August	915	1,079	
September	1,147	1,655	
October	1,802	1,932	
November	1,844	2,250	
December	1,928	2,407	
January	2,206	2,537	
February	2,421	2,791	
March	2,423	2,792	
April	2,468	2,792	
May	2,700	2,792	
June	2,700	2,792	

#### QUANTITY METRICS (rolling 12 month period)

	Contract Quantity	Contract Base Number	Contract *	Area Team	Region	England
% of all assessments that were assess and fit appliances (case starts)	145	254	57.1%	68.6%	57.8%	60.4%
% of all assessments that were assess and refuse	65	254	25.6%	8.9%	11.1%	11.4%
% of all assessments that were assess and review	44	254	17.3%	22.5%	31.1%	28.3%
% of case starts with a reported IOTN of 3 and Aesthetic Component of 5 or below	0	145	N/A	0.2%	0.1%	0.1%
% of case starts with a reported IOTN of 3 and Aesthetic Component of 6 or above	5	145	3.4%	5.5%	4.0%	4.0%
% of case starts with a reported IOTN of 4	123	145	84.8%	76.1%	76.4%	77.8%
% of case starts with a reported IOTN of 5	17	145	11.7%	17.9%	17.5%	16.7 %
% of concluded courses in receipt of dual-arch fixed appliances	3	63	4.8%	74.3%	70.3%	74.3%
% of concluded courses where treatment was abandoned or discontinued	14	63	22.2%	6.3%	8.3%	6.9%
% of patients satisfied with the treatment they have received	1	1	100.0%	96.1%	96.1%	95.7%

\* Figures in italics indicate that the base number is less than 100.



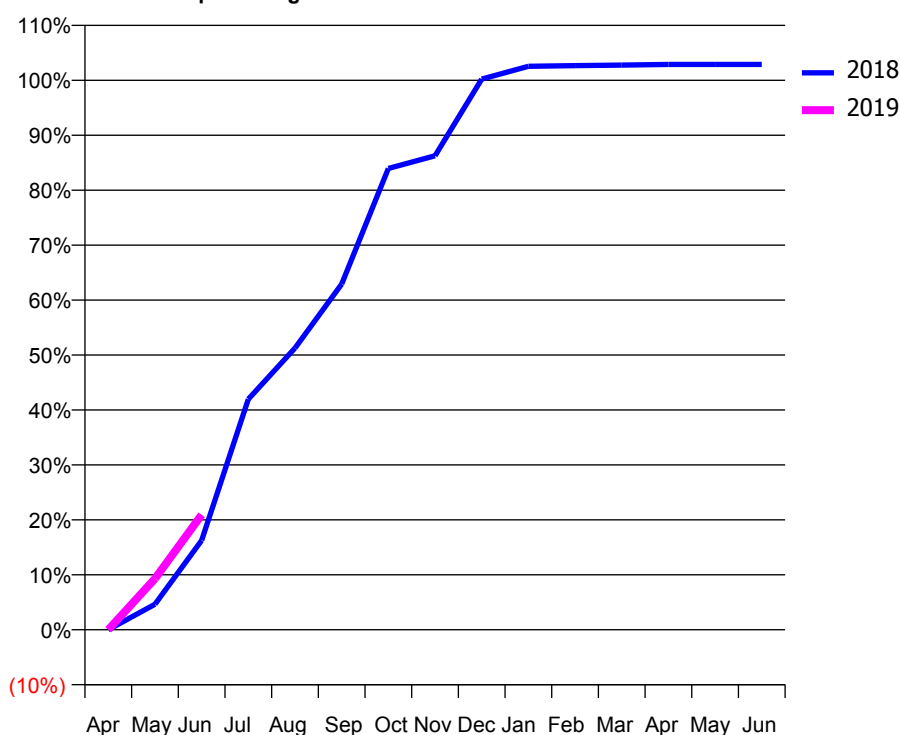
### Q58 - Vital Signs Orthodontic At a Glance Contract Report for 107581/0003 - June 2018

Name or company name	Mr R Naidoo and Mrs S Naidoo	18/19 Contracted general activity (UDA)	0
Contract type name	GDS Contract	Carry forward general activity (UDA)	0
Purpose of contract	General and Orthodontic	18/19 Contracted orthodontic activity (UOA)	903
Contract start date	01/04/2006	Carry forward orthodontic activity (UOA)	0
Contract end date		Baseline contract value	£59,220.58

ACCESS	Contract	England and Wales
24 month ratio of assessments to patient IDs	1.01	1.09

ACTIVITY	Contract
Contract assess and fit appliances (case starts) as a percentage of Area Team case starts	0.3 %

Cumulative percentage of contracted UOA delivered 2018 & 2019



Month	Adjusted Scheduled Activity (UOA)		
	2017	2018	2019
April	0	0	0
May	21	42	84
June	253	147	189
July	379	379	
August	589	463	
September	610	568	
October	673	758	
November	736	779	
December	800	905	
January	863	926	
February	906	927	
March	906	928	
April	906	929	
May	906	929	
June	906	929	

#### QUANTITY METRICS (rolling 12 month period)

	Contract Quantity	Contract Base Number	Contract *	Area Team	Region	England
% of all assessments that were assess and fit appliances (case starts)	46	51	90.2%	68.6%	57.8%	60.4%
% of all assessments that were assess and refuse	1	51	2.0%	8.9%	11.1%	11.4%
% of all assessments that were assess and review	4	51	7.8%	22.5%	31.1%	28.3%
% of case starts with a reported IOTN of 3 and Aesthetic Component of 5 or below	0	46	N/A	0.2%	0.1%	0.1%
% of case starts with a reported IOTN of 3 and Aesthetic Component of 6 or above	6	46	13.0%	5.5%	4.0%	4.0%
% of case starts with a reported IOTN of 4	33	46	71.7%	76.1%	76.4%	77.8%
% of case starts with a reported IOTN of 5	7	46	15.2%	17.9%	17.5%	16.7%
% of concluded courses in receipt of dual-arch fixed appliances	0	45	N/A	74.3%	70.3%	74.3%
% of concluded courses where treatment was abandoned or discontinued	3	45	6.7%	6.3%	8.3%	6.9%
% of patients satisfied with the treatment they have received	2	2	100.0%	96.1%	96.1%	95.7%

\* Figures in italics indicate that the base number is less than 100.

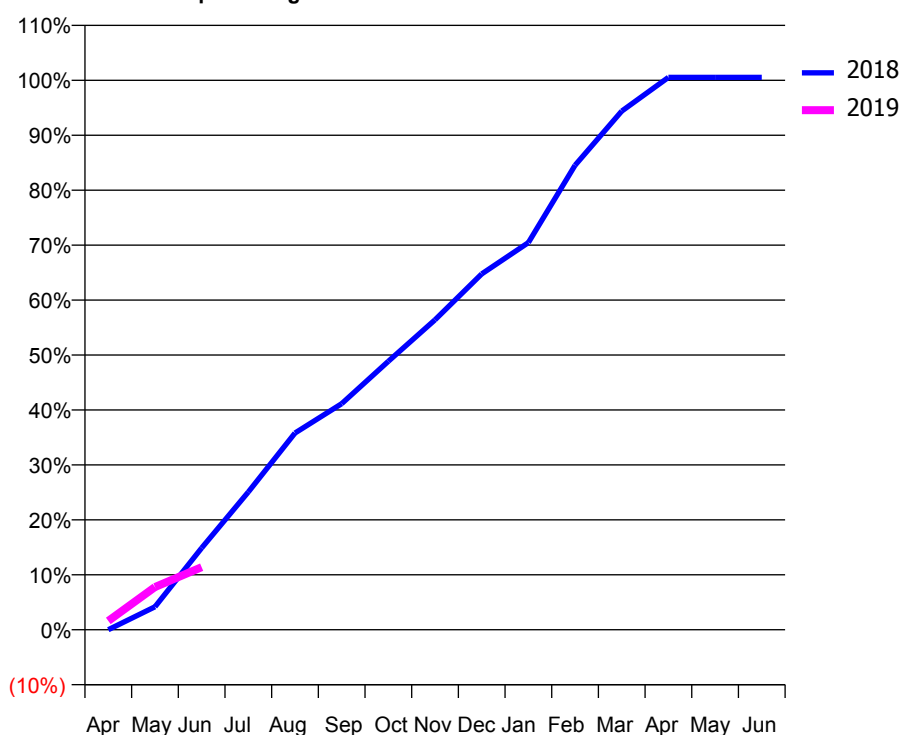
### Q58 - Vital Signs Orthodontic At a Glance Contract Report for 119202/0001 - June 2018

Name or company name	Orthostyle Limited	18/19 Contracted general activity (UDA)	0
Contract type name	PDS Contract	Carry forward general activity (UDA)	0
Purpose of contract	Orthodontic	18/19 Contracted orthodontic activity (UOA)	13,103
Contract start date	01/04/2007	Carry forward orthodontic activity (UOA)	0
Contract end date	30/11/2019	Baseline contract value	£859,328.10

ACCESS	Contract	England and Wales
24 month ratio of assessments to patient IDs	1.01	1.09

ACTIVITY	Contract
Contract assess and fit appliances (case starts) as a percentage of Area Team case starts	4.0 %

Cumulative percentage of contracted UOA delivered 2018 & 2019



Month	Adjusted Scheduled Activity (UOA)		
	2017	2018	2019
April	444	0	210
May	2,225	550	1,018
June	3,261	1,951	1,493
July	5,390	3,287	
August	6,741	4,693	
September	8,358	5,390	
October	9,553	6,401	
November	10,780	7,392	
December	11,565	8,485	
January	11,929	9,231	
February	12,567	11,075	
March	12,958	12,369	
April	13,578	13,172	
May	13,578	13,172	
June	13,579	13,172	

#### QUANTITY METRICS (rolling 12 month period)

	Contract Quantity	Contract Base Number	Contract *	Area Team	Region	England
% of all assessments that were assess and fit appliances (case starts)	589	988	59.6%	68.6%	57.8%	60.4%
% of all assessments that were assess and refuse	74	988	7.5%	8.9%	11.1%	11.4%
% of all assessments that were assess and review	325	988	32.9%	22.5%	31.1%	28.3%
% of case starts with a reported IOTN of 3 and Aesthetic Component of 5 or below	0	589	N/A	0.2%	0.1%	0.1%
% of case starts with a reported IOTN of 3 and Aesthetic Component of 6 or above	3	589	0.5%	5.5%	4.0%	4.0%
% of case starts with a reported IOTN of 4	467	589	79.3%	76.1%	76.4%	77.8%
% of case starts with a reported IOTN of 5	118	589	20.0%	17.9%	17.5%	16.7 %
% of concluded courses in receipt of dual-arch fixed appliances	517	575	89.9%	74.3%	70.3%	74.3%
% of concluded courses where treatment was abandoned or discontinued	43	575	7.5%	6.3%	8.3%	6.9%
% of patients satisfied with the treatment they have received	15	16	93.8%	96.1%	96.1%	95.7%

\* Figures in italics indicate that the base number is less than 100.

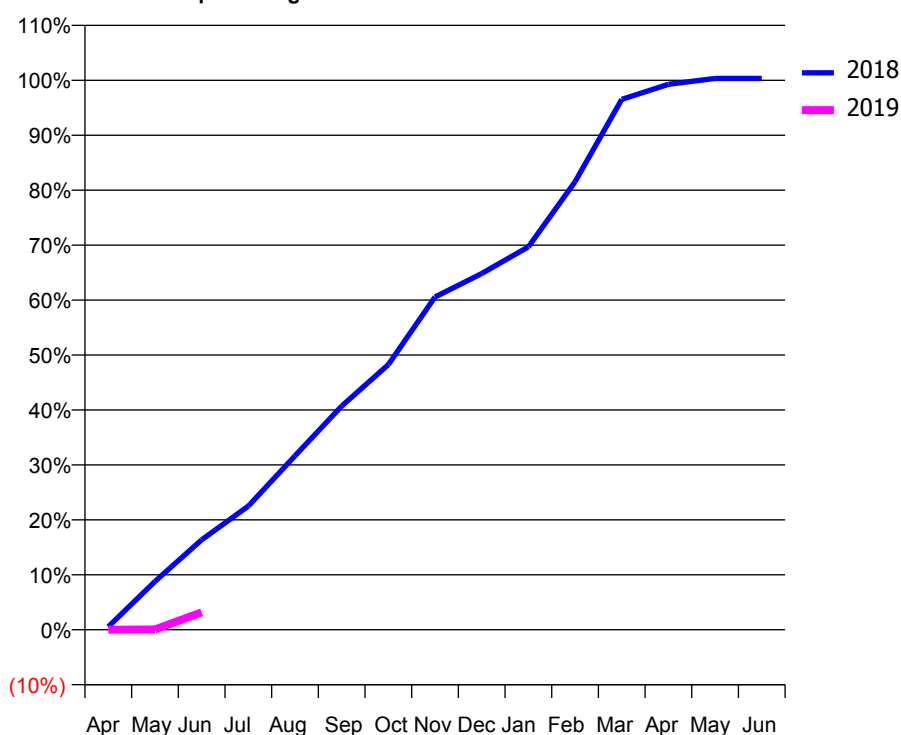
### Q58 - Vital Signs Orthodontic At a Glance Contract Report for 126047/0002 - June 2018

Name or company name	Conation Partners Ltd	18/19 Contracted general activity (UDA)	0
Contract type name	PDS Contract	Carry forward general activity (UDA)	0
Purpose of contract	Orthodontic	18/19 Contracted orthodontic activity (UOA)	3,960
Contract start date	01/10/2012	Carry forward orthodontic activity (UOA)	0
Contract end date	31/03/2019	Baseline contract value	£231,039.79

ACCESS	Contract	England and Wales
24 month ratio of assessments to patient IDs	1.01	1.09

ACTIVITY	Contract
Contract assess and fit appliances (case starts) as a percentage of Area Team case starts	1.1 %

Cumulative percentage of contracted UOA delivered 2018 & 2019



Month	Adjusted Scheduled Activity (UOA)		
	2017	2018	2019
April	-96	22	0
May	-53	348	2
June	94	648	125
July	829	891	
August	1,123	1,254	
September	2,181	1,612	
October	2,433	1,911	
November	2,710	2,398	
December	2,962	2,567	
January	3,153	2,759	
February	3,491	3,228	
March	3,854	3,822	
April	3,963	3,931	
May	3,963	3,973	
June	3,963	3,973	

#### QUANTITY METRICS (rolling 12 month period)

	Contract Quantity	Contract Base Number	Contract *	Area Team	Region	England
% of all assessments that were assess and fit appliances (case starts)	165	229	72.1%	68.6%	57.8%	60.4%
% of all assessments that were assess and refuse	43	229	18.8%	8.9%	11.1%	11.4%
% of all assessments that were assess and review	21	229	9.2%	22.5%	31.1%	28.3%
% of case starts with a reported IOTN of 3 and Aesthetic Component of 5 or below	0	165	N/A	0.2%	0.1%	0.1%
% of case starts with a reported IOTN of 3 and Aesthetic Component of 6 or above	1	165	0.6%	5.5%	4.0%	4.0%
% of case starts with a reported IOTN of 4	131	165	79.4%	76.1%	76.4%	77.8%
% of case starts with a reported IOTN of 5	32	165	19.4%	17.9%	17.5%	16.7 %
% of concluded courses in receipt of dual-arch fixed appliances	100	142	70.4%	74.3%	70.3%	74.3%
% of concluded courses where treatment was abandoned or discontinued	6	142	4.2%	6.3%	8.3%	6.9%
% of patients satisfied with the treatment they have received	3	3	100.0%	96.1%	96.1%	95.7%

\* Figures in italics indicate that the base number is less than 100.

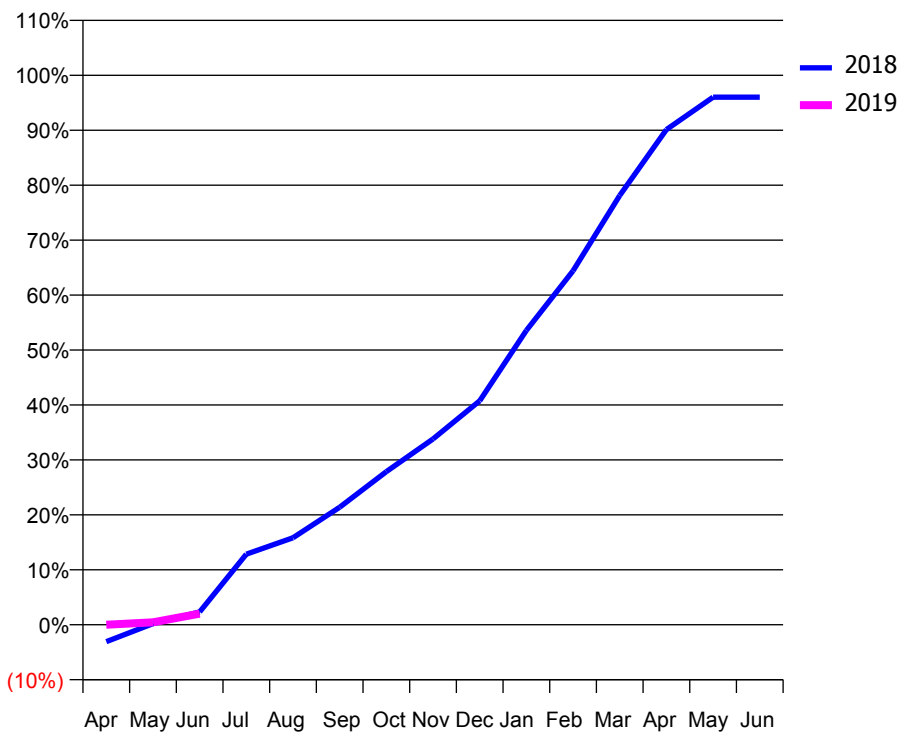
### Q58 - Vital Signs Orthodontic At a Glance Contract Report for 126462/0001 - June 2018

Name or company name	Hitchin Orthodontic Clinic Limited	18/19 Contracted general activity (UDA)	0
Contract type name	PDS Contract	Carry forward general activity (UDA)	0
Purpose of contract	Orthodontic	18/19 Contracted orthodontic activity (UOA)	18,983
Contract start date	18/06/2010	Carry forward orthodontic activity (UOA)	0
Contract end date	31/03/2019	Baseline contract value	£1,183,628.96

ACCESS	Contract	England and Wales
24 month ratio of assessments to patient IDs	1.02	1.09

ACTIVITY	Contract
Contract assess and fit appliances (case starts) as a percentage of Area Team case starts	5.8 %

Cumulative percentage of contracted UOA delivered 2018 & 2019



Month	Adjusted Scheduled Activity (UOA)		
	2017	2018	2019
April	-308	-586	0
May	-307	39	87
June	555	446	385
July	1,865	2,438	
August	2,976	3,004	
September	3,507	4,063	
October	4,201	5,292	
November	5,269	6,421	
December	6,132	7,737	
January	8,526	10,169	
February	12,181	12,228	
March	15,299	14,832	
April	16,834	17,108	
May	18,334	18,226	
June	18,397	18,226	

#### QUANTITY METRICS (rolling 12 month period)

	Contract Quantity	Contract Base Number	Contract *	Area Team	Region	England
% of all assessments that were assess and fit appliances (case starts)	854	1,236	69.1%	68.6%	57.8%	60.4%
% of all assessments that were assess and refuse	378	1,236	30.6%	8.9%	11.1%	11.4%
% of all assessments that were assess and review	4	1,236	0.3%	22.5%	31.1%	28.3%
% of case starts with a reported IOTN of 3 and Aesthetic Component of 5 or below	2	854	0.2%	0.2%	0.1%	0.1%
% of case starts with a reported IOTN of 3 and Aesthetic Component of 6 or above	40	854	4.7%	5.5%	4.0%	4.0%
% of case starts with a reported IOTN of 4	649	854	76.0%	76.1%	76.4%	77.8%
% of case starts with a reported IOTN of 5	162	854	19.0%	17.9%	17.5%	16.7 %
% of concluded courses in receipt of dual-arch fixed appliances	533	607	87.8%	74.3%	70.3%	74.3%
% of concluded courses where treatment was abandoned or discontinued	28	607	4.6%	6.3%	8.3%	6.9%
% of patients satisfied with the treatment they have received	26	27	96.3%	96.1%	96.1%	95.7%

\* Figures in italics indicate that the base number is less than 100.

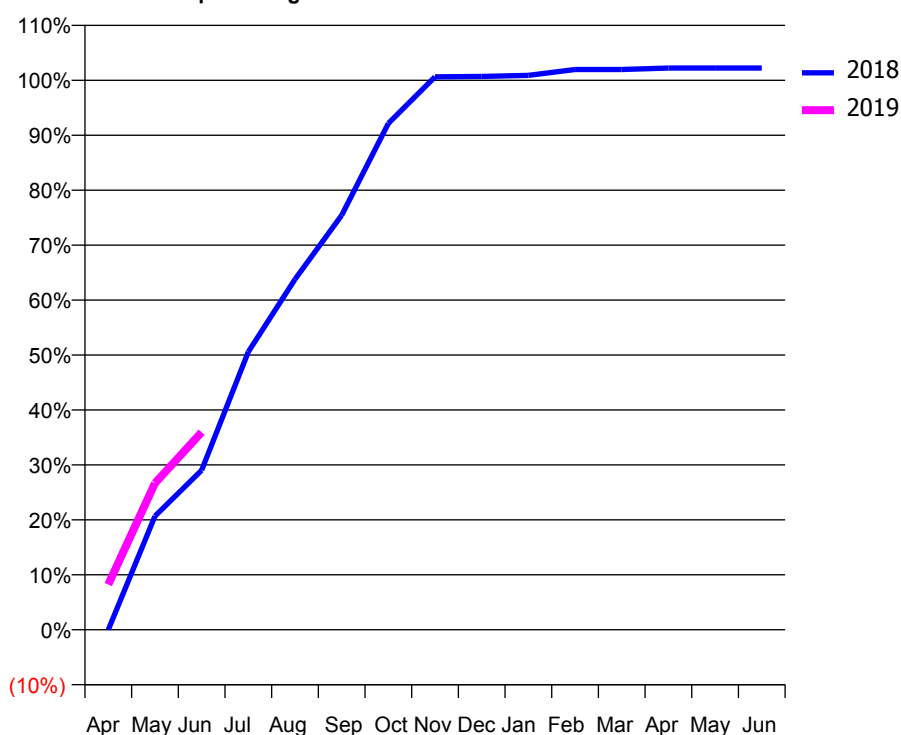
### Q58 - Vital Signs Orthodontic At a Glance Contract Report for 138134/0001 - June 2018

Name or company name	Smile Creations Innovations Limited	18/19 Contracted general activity (UDA)	0
Contract type name	PDS Contract	Carry forward general activity (UDA)	0
Purpose of contract	Orthodontic	18/19 Contracted orthodontic activity (UOA)	4,694
Contract start date	02/12/2013	Carry forward orthodontic activity (UOA)	0
Contract end date	31/03/2019	Baseline contract value	£287,167.47

ACCESS	Contract	England and Wales
24 month ratio of assessments to patient IDs	1.01	1.09

ACTIVITY	Contract
Contract assess and fit appliances (case starts) as a percentage of Area Team case starts	1.6 %

Cumulative percentage of contracted UOA delivered 2018 & 2019



Month	Adjusted Scheduled Activity (UOA)		
	2017	2018	2019
April	127	0	387
May	127	976	1,252
June	1,551	1,369	1,687
July	2,277	2,385	
August	3,213	3,008	
September	3,213	3,557	
October	3,533	4,346	
November	4,041	4,745	
December	4,125	4,749	
January	4,469	4,758	
February	4,471	4,808	
March	4,504	4,808	
April	4,588	4,821	
May	4,630	4,821	
June	4,651	4,821	

#### QUANTITY METRICS (rolling 12 month period)

	Contract Quantity	Contract Base Number	Contract *	Area Team	Region	England
% of all assessments that were assess and fit appliances (case starts)	233	591	39.4%	68.6%	57.8%	60.4%
% of all assessments that were assess and refuse	95	591	16.1%	8.9%	11.1%	11.4%
% of all assessments that were assess and review	263	591	44.5%	22.5%	31.1%	28.3%
% of case starts with a reported IOTN of 3 and Aesthetic Component of 5 or below	0	233	N/A	0.2%	0.1%	0.1%
% of case starts with a reported IOTN of 3 and Aesthetic Component of 6 or above	42	233	18.0%	5.5%	4.0%	4.0%
% of case starts with a reported IOTN of 4	129	233	55.4%	76.1%	76.4%	77.8%
% of case starts with a reported IOTN of 5	62	233	26.6%	17.9%	17.5%	16.7 %
% of concluded courses in receipt of dual-arch fixed appliances	161	187	86.1%	74.3%	70.3%	74.3%
% of concluded courses where treatment was abandoned or discontinued	7	187	3.7%	6.3%	8.3%	6.9%
% of patients satisfied with the treatment they have received	5	5	100.0%	96.1%	96.1%	95.7%

\* Figures in italics indicate that the base number is less than 100.

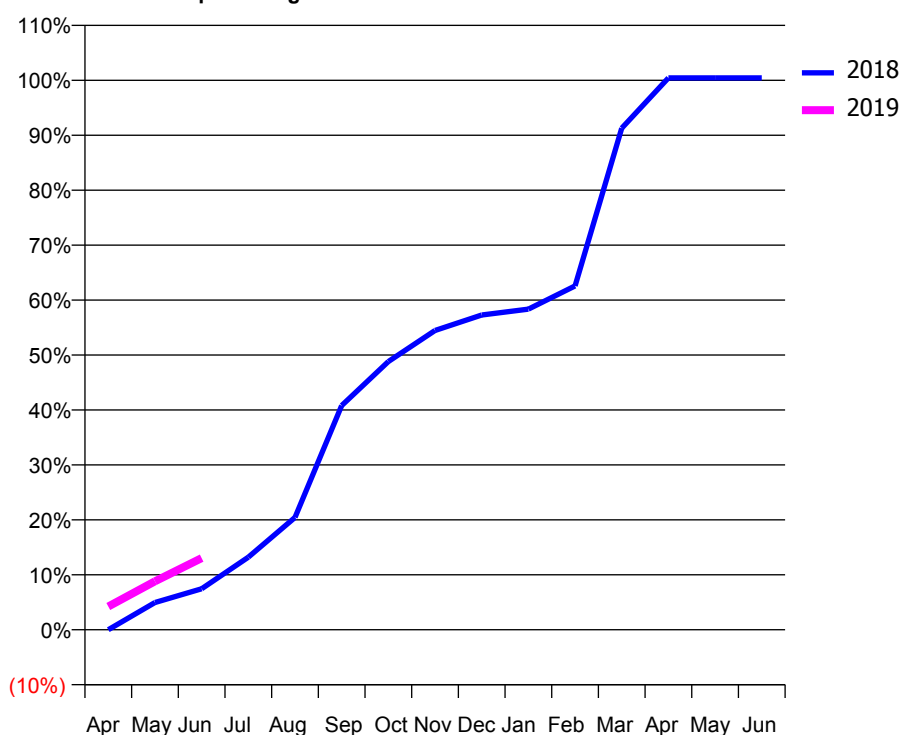
### Q58 - Vital Signs Orthodontic At a Glance Contract Report for 139149/0001 - June 2018

Name or company name	Harpenden Orthodontic Care Limited	18/19 Contracted general activity (UDA)	0
Contract type name	PDS Contract	Carry forward general activity (UDA)	0
Purpose of contract	Orthodontic	18/19 Contracted orthodontic activity (UOA)	5,956
Contract start date	01/04/2009	Carry forward orthodontic activity (UOA)	0
Contract end date	31/03/2019	Baseline contract value	£371,375.72

ACCESS	Contract	England and Wales
24 month ratio of assessments to patient IDs	1.04	1.09

ACTIVITY	Contract
Contract assess and fit appliances (case starts) as a percentage of Area Team case starts	2.1 %

Cumulative percentage of contracted UOA delivered 2018 & 2019



Month	Adjusted Scheduled Activity (UOA)		
	2017	2018	2019
April	21	0	252
May	192	295	525
June	297	444	777
July	403	787	
August	970	1,218	
September	1,372	2,431	
October	2,002	2,908	
November	2,636	3,244	
December	3,140	3,412	
January	3,731	3,475	
February	4,328	3,727	
March	5,266	5,436	
April	5,858	5,982	
May	5,957	5,982	
June	5,957	5,982	

#### QUANTITY METRICS (rolling 12 month period)

	Contract Quantity	Contract Base Number	Contract *	Area Team	Region	England
% of all assessments that were assess and fit appliances (case starts)	304	391	77.7%	68.6%	57.8%	60.4%
% of all assessments that were assess and refuse	31	391	7.9%	8.9%	11.1%	11.4%
% of all assessments that were assess and review	56	391	14.3%	22.5%	31.1%	28.3%
% of case starts with a reported IOTN of 3 and Aesthetic Component of 5 or below	0	304	N/A	0.2%	0.1%	0.1%
% of case starts with a reported IOTN of 3 and Aesthetic Component of 6 or above	22	304	7.2%	5.5%	4.0%	4.0%
% of case starts with a reported IOTN of 4	228	304	75.0%	76.1%	76.4%	77.8%
% of case starts with a reported IOTN of 5	53	304	17.4%	17.9%	17.5%	16.7 %
% of concluded courses in receipt of dual-arch fixed appliances	205	242	84.7%	74.3%	70.3%	74.3%
% of concluded courses where treatment was abandoned or discontinued	21	242	8.7%	6.3%	8.3%	6.9%
% of patients satisfied with the treatment they have received	13	14	92.9%	96.1%	96.1%	95.7%

\* Figures in italics indicate that the base number is less than 100.

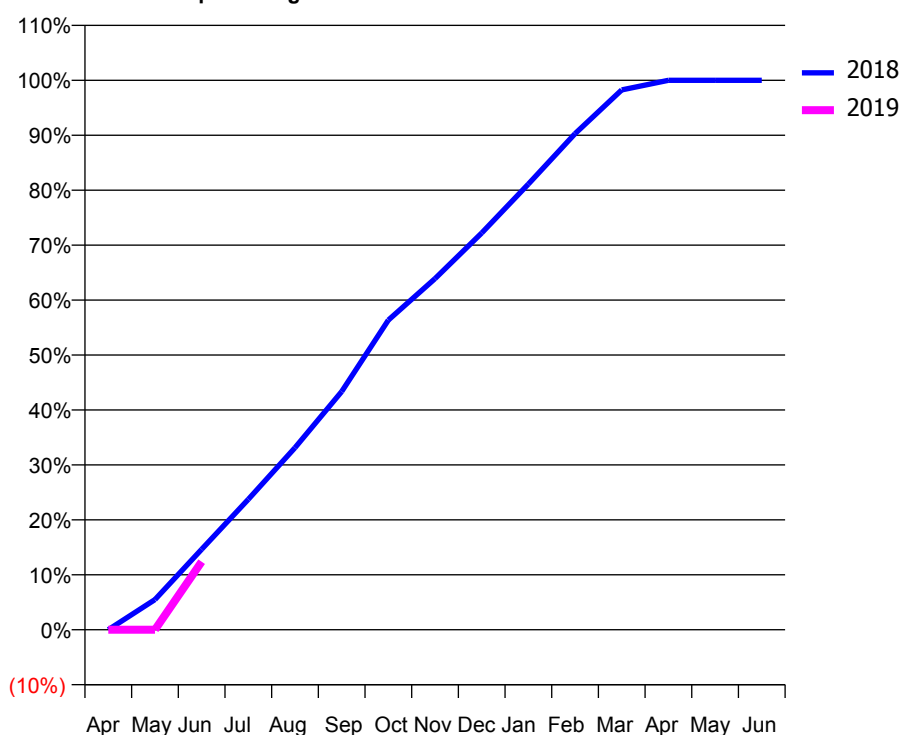
### Q58 - Vital Signs Orthodontic At a Glance Contract Report for 147419/0001 - June 2018

Name or company name	Rickmansworth Orthodontic Practice Ltd	18/19 Contracted general activity (UDA)	0
Contract type name	PDS Contract	Carry forward general activity (UDA)	0
Purpose of contract	Orthodontic	18/19 Contracted orthodontic activity (UOA)	10,376
Contract start date	01/04/2010	Carry forward orthodontic activity (UOA)	0
Contract end date	31/03/2019	Baseline contract value	£646,981.08

ACCESS	Contract	England and Wales
24 month ratio of assessments to patient IDs	1.01	1.09

ACTIVITY	Contract
Contract assess and fit appliances (case starts) as a percentage of Area Team case starts	3.3 %

Cumulative percentage of contracted UOA delivered 2018 & 2019



Month	Adjusted Scheduled Activity (UOA)		
	2017	2018	2019
April	0	0	0
May	995	570	0
June	1,901	1,519	1,285
July	3,329	2,464	
August	3,941	3,437	
September	4,705	4,499	
October	5,848	5,847	
November	6,406	6,632	
December	7,859	7,493	
January	8,556	8,417	
February	8,595	9,367	
March	10,292	10,194	
April	10,376	10,376	
May	10,376	10,376	
June	10,376	10,376	

#### QUANTITY METRICS (rolling 12 month period)

	Contract Quantity	Contract Base Number	Contract *	Area Team	Region	England
% of all assessments that were assess and fit appliances (case starts)	478	705	67.8%	68.6%	57.8%	60.4%
% of all assessments that were assess and refuse	6	705	0.9%	8.9%	11.1%	11.4%
% of all assessments that were assess and review	221	705	31.3%	22.5%	31.1%	28.3%
% of case starts with a reported IOTN of 3 and Aesthetic Component of 5 or below	0	478	N/A	0.2%	0.1%	0.1%
% of case starts with a reported IOTN of 3 and Aesthetic Component of 6 or above	0	478	N/A	5.5%	4.0%	4.0%
% of case starts with a reported IOTN of 4	363	478	75.9%	76.1%	76.4%	77.8%
% of case starts with a reported IOTN of 5	115	478	24.1%	17.9%	17.5%	16.7 %
% of concluded courses in receipt of dual-arch fixed appliances	392	422	92.9%	74.3%	70.3%	74.3%
% of concluded courses where treatment was abandoned or discontinued	18	422	4.3%	6.3%	8.3%	6.9%
% of patients satisfied with the treatment they have received	15	15	100.0%	96.1%	96.1%	95.7%

\* Figures in italics indicate that the base number is less than 100.

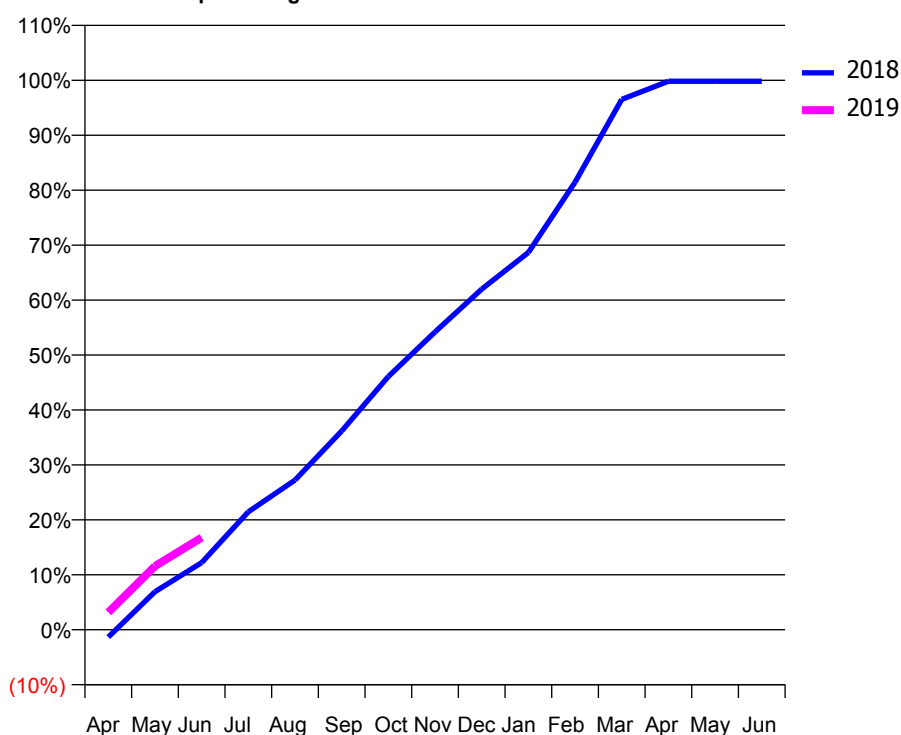
### Q58 - Vital Signs Orthodontic At a Glance Contract Report for 148407/0001 - June 2018

Name or company name	Harpden Orthodontics LLP	18/19 Contracted general activity (UDA)	0
Contract type name	PDS Contract	Carry forward general activity (UDA)	0
Purpose of contract	Orthodontic	18/19 Contracted orthodontic activity (UOA)	27,721
Contract start date	01/04/2009	Carry forward orthodontic activity (UOA)	0
Contract end date	31/03/2019	Baseline contract value	£1,708,431.70

ACCESS	Contract	England and Wales
24 month ratio of assessments to patient IDs	1.01	1.09

ACTIVITY	Contract
Contract assess and fit appliances (case starts) as a percentage of Area Team case starts	9.5 %

Cumulative percentage of contracted UOA delivered 2018 & 2019



Month	Adjusted Scheduled Activity (UOA)		
	2017	2018	2019
April	213	-371	875
May	2,160	1,922	3,210
June	3,615	3,385	4,650
July	6,752	5,952	
August	8,808	7,552	
September	10,408	10,025	
October	13,566	12,776	
November	16,849	15,025	
December	19,668	17,184	
January	21,697	19,036	
February	24,835	22,578	
March	30,216	26,759	
April	31,425	27,669	
May	31,425	27,669	
June	31,417	27,669	

#### QUANTITY METRICS (rolling 12 month period)

	Contract Quantity	Contract Base Number	Contract *	Area Team	Region	England
% of all assessments that were assess and fit appliances (case starts)	1,402	2,138	65.6%	68.6%	57.8%	60.4%
% of all assessments that were assess and refuse	133	2,138	6.2%	8.9%	11.1%	11.4%
% of all assessments that were assess and review	603	2,138	28.2%	22.5%	31.1%	28.3%
% of case starts with a reported IOTN of 3 and Aesthetic Component of 5 or below	2	1,402	0.1%	0.2%	0.1%	0.1%
% of case starts with a reported IOTN of 3 and Aesthetic Component of 6 or above	44	1,402	3.1%	5.5%	4.0%	4.0%
% of case starts with a reported IOTN of 4	1,078	1,402	76.9%	76.1%	76.4%	77.8%
% of case starts with a reported IOTN of 5	277	1,402	19.8%	17.9%	17.5%	16.7 %
% of concluded courses in receipt of dual-arch fixed appliances	987	1,116	88.4%	74.3%	70.3%	74.3%
% of concluded courses where treatment was abandoned or discontinued	63	1,116	5.6%	6.3%	8.3%	6.9%
% of patients satisfied with the treatment they have received	51	53	96.2%	96.1%	96.1%	95.7%

\* Figures in italics indicate that the base number is less than 100.



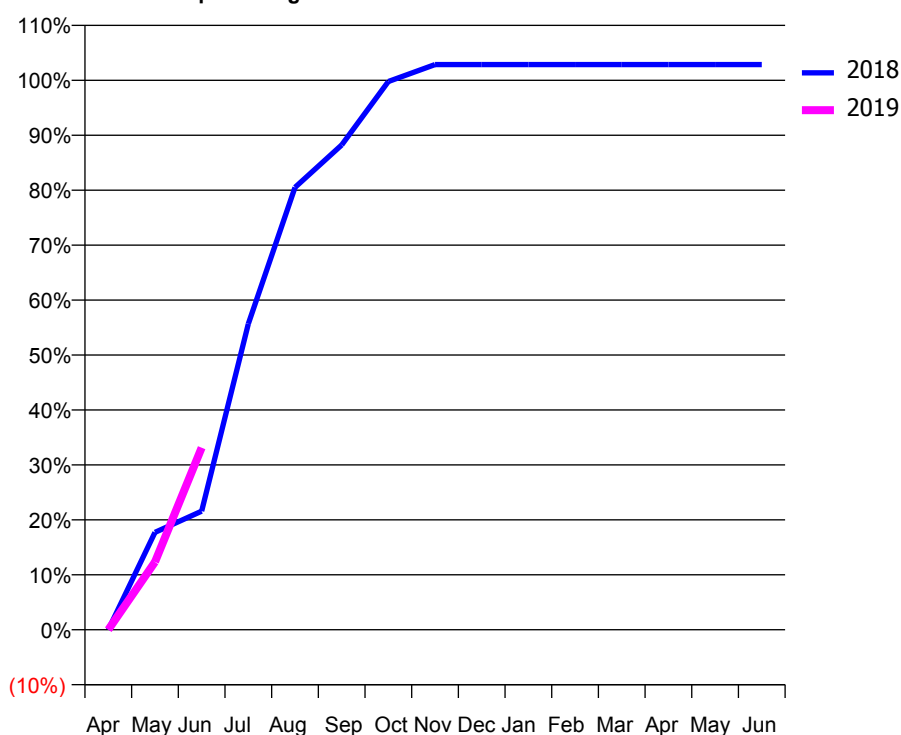
### Q58 - Vital Signs Orthodontic At a Glance Contract Report for 153559/0001 - June 2018

Name or company name	Borehamwood Ortho Clinic Limited	18/19 Contracted general activity (UDA)	0
Contract type name	PDS Contract	Carry forward general activity (UDA)	0
Purpose of contract	Orthodontic	18/19 Contracted orthodontic activity (UOA)	2,725
Contract start date	01/04/2008	Carry forward orthodontic activity (UOA)	0
Contract end date	31/03/2019	Baseline contract value	£169,902.26

ACCESS	Contract	England and Wales
24 month ratio of assessments to patient IDs	1.02	1.09

ACTIVITY	Contract
Contract assess and fit appliances (case starts) as a percentage of Area Team case starts	1.0 %

Cumulative percentage of contracted UOA delivered 2018 & 2019



Month	Adjusted Scheduled Activity (UOA)		
	2017	2018	2019
April	126	0	0
May	546	483	336
June	777	588	903
July	945	1,517	
August	1,264	2,194	
September	1,999	2,404	
October	2,423	2,719	
November	2,591	2,803	
December	2,866	2,803	
January	2,929	2,803	
February	2,929	2,803	
March	2,929	2,803	
April	2,930	2,803	
May	2,930	2,803	
June	2,930	2,803	

#### QUANTITY METRICS (rolling 12 month period)

	Contract Quantity	Contract Base Number	Contract *	Area Team	Region	England
% of all assessments that were assess and fit appliances (case starts)	149	155	96.1%	68.6%	57.8%	60.4%
% of all assessments that were assess and refuse	0	155	0.0%	8.9%	11.1%	11.4%
% of all assessments that were assess and review	6	155	3.9%	22.5%	31.1%	28.3%
% of case starts with a reported IOTN of 3 and Aesthetic Component of 5 or below	0	149	N/A	0.2%	0.1%	0.1%
% of case starts with a reported IOTN of 3 and Aesthetic Component of 6 or above	7	149	4.7%	5.5%	4.0%	4.0%
% of case starts with a reported IOTN of 4	116	149	77.9%	76.1%	76.4%	77.8%
% of case starts with a reported IOTN of 5	26	149	17.4%	17.9%	17.5%	16.7 %
% of concluded courses in receipt of dual-arch fixed appliances	0	102	N/A	74.3%	70.3%	74.3%
% of concluded courses where treatment was abandoned or discontinued	2	102	2.0%	6.3%	8.3%	6.9%
% of patients satisfied with the treatment they have received	5	5	100.0%	96.1%	96.1%	95.7%

\* Figures in italics indicate that the base number is less than 100.

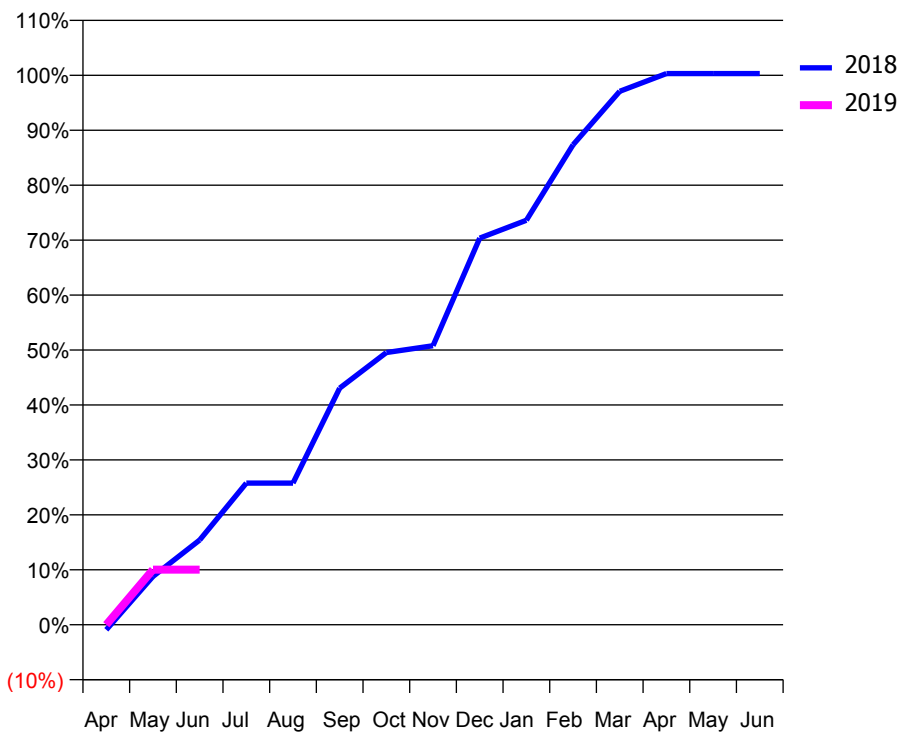
### Q58 - Vital Signs Orthodontic At a Glance Contract Report for 155438/0003 - June 2018

Name or company name	Syteldent Ltd	18/19 Contracted general activity (UDA)	23,050
Contract type name	GDS Contract	Carry forward general activity (UDA)	0
Purpose of contract	General and Orthodontic	18/19 Contracted orthodontic activity (UOA)	648
Contract start date	01/08/2008	Carry forward orthodontic activity (UOA)	0
Contract end date		Baseline contract value	£623,321.50

ACCESS	Contract	England and Wales
24 month ratio of assessments to patient IDs	1.07	1.09

ACTIVITY	Contract
Contract assess and fit appliances (case starts) as a percentage of Area Team case starts	0.2 %

Cumulative percentage of contracted UOA delivered 2018 & 2019



Month	Adjusted Scheduled Activity (UOA)		
	2017	2018	2019
April	0	-6	0
May	43	57	65
June	112	100	65
July	112	167	
August	180	167	
September	180	279	
October	180	321	
November	316	329	
December	340	456	
January	404	477	
February	469	566	
March	621	629	
April	663	650	
May	642	650	
June	642	650	

#### QUANTITY METRICS (rolling 12 month period)

	Contract Quantity	Contract Base Number	Contract *	Area Team	Region	England
% of all assessments that were assess and fit appliances (case starts)	29	57	50.9%	68.6%	57.8%	60.4%
% of all assessments that were assess and refuse	12	57	21.1%	8.9%	11.1%	11.4%
% of all assessments that were assess and review	16	57	28.1%	22.5%	31.1%	28.3%
% of case starts with a reported IOTN of 3 and Aesthetic Component of 5 or below	0	29	N/A	0.2%	0.1%	0.1%
% of case starts with a reported IOTN of 3 and Aesthetic Component of 6 or above	0	29	N/A	5.5%	4.0%	4.0%
% of case starts with a reported IOTN of 4	26	29	89.7%	76.1%	76.4%	77.8%
% of case starts with a reported IOTN of 5	3	29	10.3%	17.9%	17.5%	16.7%
% of concluded courses in receipt of dual-arch fixed appliances	35	53	66.0%	74.3%	70.3%	74.3%
% of concluded courses where treatment was abandoned or discontinued	12	53	22.6%	6.3%	8.3%	6.9%
% of patients satisfied with the treatment they have received	3	3	100.0%	96.1%	96.1%	95.7%

\* Figures in italics indicate that the base number is less than 100.

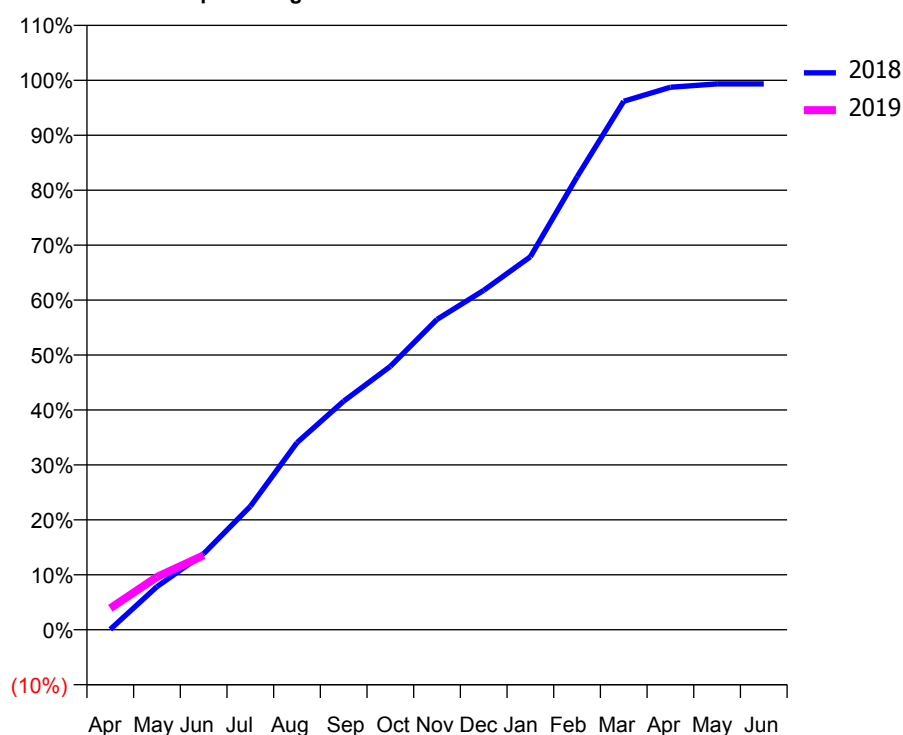
### Q58 - Vital Signs Orthodontic At a Glance Contract Report for 166901/0002 - June 2018

Name or company name	Purely Orthodontics	18/19 Contracted general activity (UDA)	0
Contract type name	PDS Contract	Carry forward general activity (UDA)	0
Purpose of contract	Orthodontic	18/19 Contracted orthodontic activity (UOA)	10,707
Contract start date	08/08/2007	Carry forward orthodontic activity (UOA)	0
Contract end date	31/03/2019	Baseline contract value	£662,469.20

ACCESS	Contract	England and Wales
24 month ratio of assessments to patient IDs	1.02	1.09

ACTIVITY	Contract
Contract assess and fit appliances (case starts) as a percentage of Area Team case starts	3.4 %

Cumulative percentage of contracted UOA delivered 2018 & 2019



Month	Adjusted Scheduled Activity (UOA)		
	2017	2018	2019
April	-105	9	420
May	842	840	1,030
June	2,153	1,482	1,451
July	2,755	2,405	
August	3,411	3,647	
September	4,066	4,456	
October	5,121	5,132	
November	6,448	6,048	
December	7,120	6,613	
January	7,351	7,269	
February	8,906	8,824	
March	9,654	10,298	
April	10,219	10,571	
May	10,568	10,635	
June	10,632	10,636	

#### QUANTITY METRICS (rolling 12 month period)

	Contract Quantity	Contract Base Number	Contract *	Area Team	Region	England
% of all assessments that were assess and fit appliances (case starts)	500	640	78.1%	68.6%	57.8%	60.4%
% of all assessments that were assess and refuse	15	640	2.3%	8.9%	11.1%	11.4%
% of all assessments that were assess and review	125	640	19.5%	22.5%	31.1%	28.3%
% of case starts with a reported IOTN of 3 and Aesthetic Component of 5 or below	0	500	N/A	0.2%	0.1%	0.1%
% of case starts with a reported IOTN of 3 and Aesthetic Component of 6 or above	16	500	3.2%	5.5%	4.0%	4.0%
% of case starts with a reported IOTN of 4	383	500	76.6%	76.1%	76.4%	77.8%
% of case starts with a reported IOTN of 5	101	500	20.2%	17.9%	17.5%	16.7 %
% of concluded courses in receipt of dual-arch fixed appliances	487	515	94.6%	74.3%	70.3%	74.3%
% of concluded courses where treatment was abandoned or discontinued	24	515	4.7%	6.3%	8.3%	6.9%
% of patients satisfied with the treatment they have received	11	11	100.0%	96.1%	96.1%	95.7%

\* Figures in italics indicate that the base number is less than 100.

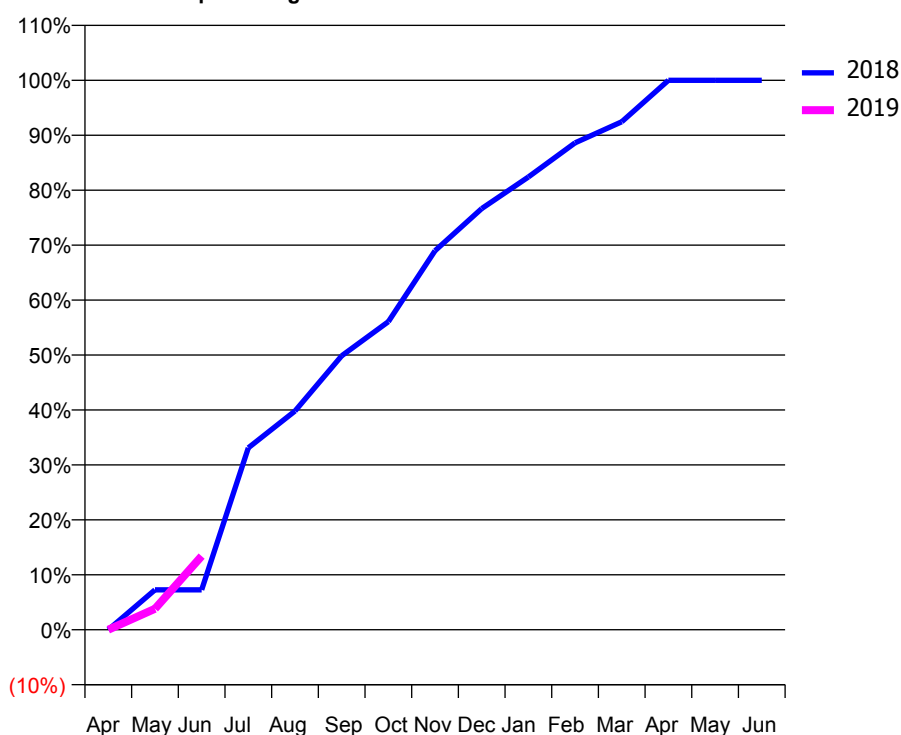
### Q58 - Vital Signs Orthodontic At a Glance Contract Report for 167045/0001 - June 2018

Name or company name	QUALITY DENTAL CARE LIMITED	18/19 Contracted general activity (UDA)	18,500
Contract type name	GDS Contract	Carry forward general activity (UDA)	0
Purpose of contract	General and Orthodontic	18/19 Contracted orthodontic activity (UOA)	4,389
Contract start date	05/02/2008	Carry forward orthodontic activity (UOA)	0
Contract end date		Baseline contract value	£708,904.14

ACCESS	Contract	England and Wales
24 month ratio of assessments to patient IDs	1.19	1.09

ACTIVITY	Contract
Contract assess and fit appliances (case starts) as a percentage of Area Team case starts	1.5 %

Cumulative percentage of contracted UOA delivered 2018 & 2019



Month	Adjusted Scheduled Activity (UOA)		
	2017	2018	2019
April	0	0	0
May	697	319	168
June	1,056	319	588
July	1,387	1,453	
August	2,269	1,747	
September	2,269	2,188	
October	2,752	2,461	
November	2,899	3,028	
December	3,277	3,364	
January	3,646	3,616	
February	3,646	3,889	
March	4,389	4,057	
April	4,389	4,389	
May	4,389	4,389	
June	4,389	4,389	

#### QUANTITY METRICS (rolling 12 month period)

	Contract Quantity	Contract Base Number	Contract *	Area Team	Region	England
% of all assessments that were assess and fit appliances (case starts)	216	338	63.9%	68.6%	57.8%	60.4%
% of all assessments that were assess and refuse	1	338	0.3%	8.9%	11.1%	11.4%
% of all assessments that were assess and review	121	338	35.8%	22.5%	31.1%	28.3%
% of case starts with a reported IOTN of 3 and Aesthetic Component of 5 or below	1	216	0.5%	0.2%	0.1%	0.1%
% of case starts with a reported IOTN of 3 and Aesthetic Component of 6 or above	0	216	N/A	5.5%	4.0%	4.0%
% of case starts with a reported IOTN of 4	143	216	66.2%	76.1%	76.4%	77.8%
% of case starts with a reported IOTN of 5	71	216	32.9%	17.9%	17.5%	16.7 %
% of concluded courses in receipt of dual-arch fixed appliances	197	247	79.8%	74.3%	70.3%	74.3%
% of concluded courses where treatment was abandoned or discontinued	46	247	18.6%	6.3%	8.3%	6.9%
% of patients satisfied with the treatment they have received	7	7	100.0%	96.1%	96.1%	95.7%

\* Figures in italics indicate that the base number is less than 100.

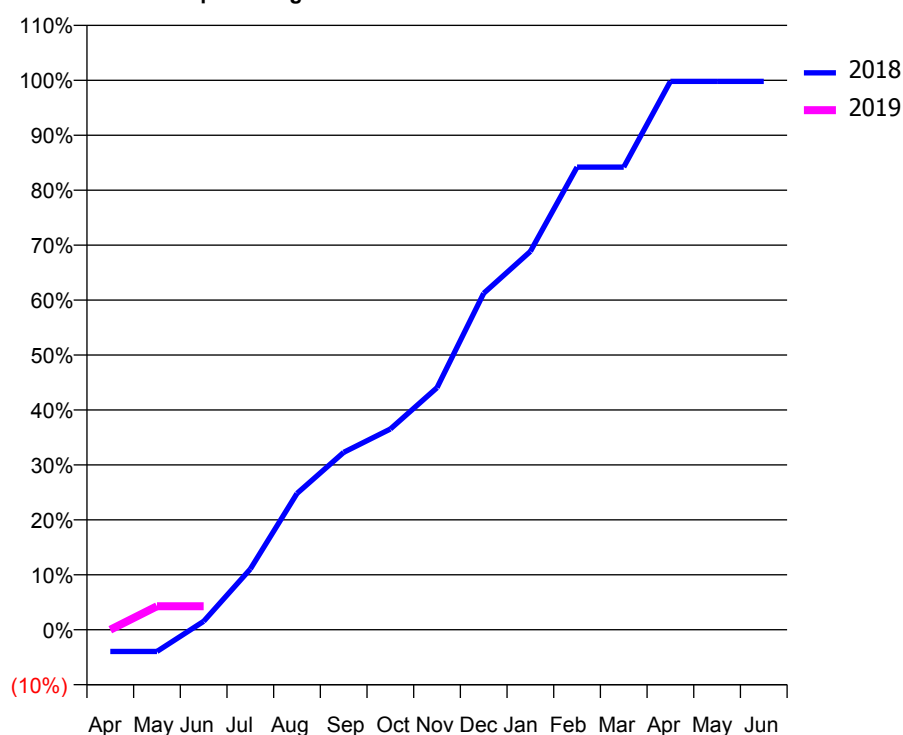
### Q58 - Vital Signs Orthodontic At a Glance Contract Report for 168513/0001 - June 2018

Name or company name	MHT Solutions Ltd	18/19 Contracted general activity (UDA)	0
Contract type name	PDS Contract	Carry forward general activity (UDA)	0
Purpose of contract	Orthodontic	18/19 Contracted orthodontic activity (UOA)	9,915
Contract start date	01/06/2011	Carry forward orthodontic activity (UOA)	0
Contract end date	31/03/2019	Baseline contract value	£660,860.27

ACCESS	Contract	England and Wales
24 month ratio of assessments to patient IDs	1.01	1.09

ACTIVITY	Contract
Contract assess and fit appliances (case starts) as a percentage of Area Team case starts	3.3 %

Cumulative percentage of contracted UOA delivered 2018 & 2019



Month	Adjusted Scheduled Activity (UOA)		
	2017	2018	2019
April	-77	-395	0
May	345	-395	424
June	345	152	424
July	1,983	1,099	
August	2,407	2,466	
September	3,345	3,209	
October	4,119	3,630	
November	4,973	4,378	
December	6,168	6,084	
January	6,677	6,842	
February	7,225	8,366	
March	7,981	8,366	
April	9,522	9,918	
May	9,522	9,918	
June	9,522	9,918	

#### QUANTITY METRICS (rolling 12 month period)

	Contract Quantity	Contract Base Number	Contract *	Area Team	Region	England
% of all assessments that were assess and fit appliances (case starts)	482	652	73.9%	68.6%	57.8%	60.4%
% of all assessments that were assess and refuse	167	652	25.6%	8.9%	11.1%	11.4%
% of all assessments that were assess and review	3	652	0.5%	22.5%	31.1%	28.3%
% of case starts with a reported IOTN of 3 and Aesthetic Component of 5 or below	0	482	N/A	0.2%	0.1%	0.1%
% of case starts with a reported IOTN of 3 and Aesthetic Component of 6 or above	30	482	6.2%	5.5%	4.0%	4.0%
% of case starts with a reported IOTN of 4	319	482	66.2%	76.1%	76.4%	77.8%
% of case starts with a reported IOTN of 5	129	482	26.8%	17.9%	17.5%	16.7 %
% of concluded courses in receipt of dual-arch fixed appliances	356	407	87.5%	74.3%	70.3%	74.3%
% of concluded courses where treatment was abandoned or discontinued	15	407	3.7%	6.3%	8.3%	6.9%
% of patients satisfied with the treatment they have received	9	11	81.8%	96.1%	96.1%	95.7%

\* Figures in italics indicate that the base number is less than 100.

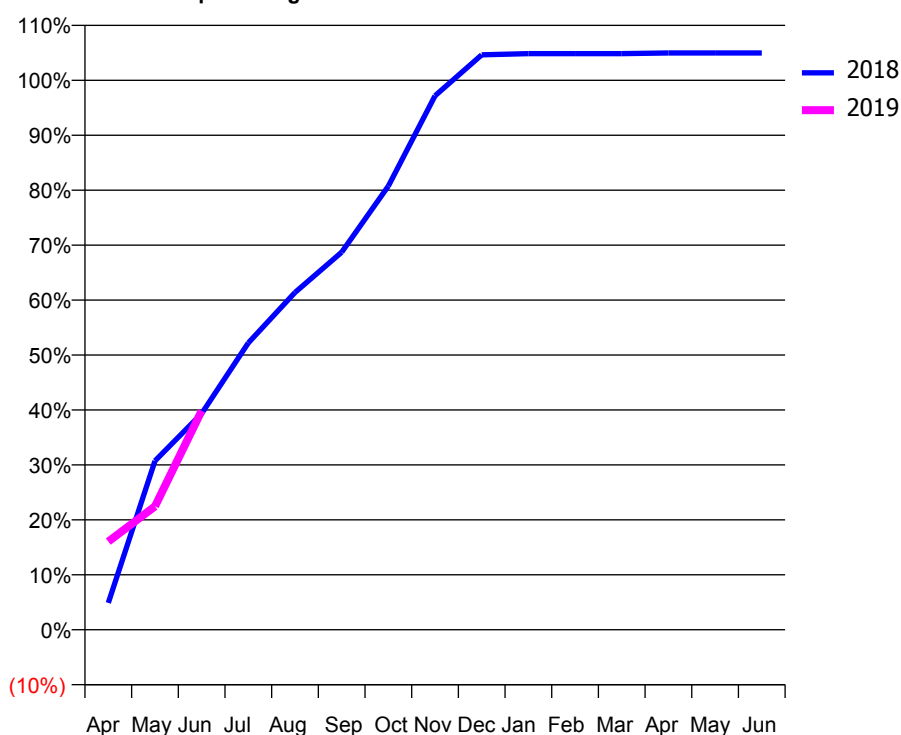
### Q58 - Vital Signs Orthodontic At a Glance Contract Report for 171247/0001 - June 2018

Name or company name	Sharing Smiles Orthodontics Ltd	18/19 Contracted general activity (UDA)	0
Contract type name	PDS Contract	Carry forward general activity (UDA)	0
Purpose of contract	Orthodontic	18/19 Contracted orthodontic activity (UOA)	18,907
Contract start date	01/08/2010	Carry forward orthodontic activity (UOA)	0
Contract end date	31/03/2019	Baseline contract value	£1,141,050.94

ACCESS	Contract	England and Wales
24 month ratio of assessments to patient IDs	1.00	1.09

ACTIVITY	Contract
Contract assess and fit appliances (case starts) as a percentage of Area Team case starts	6.4 %

Cumulative percentage of contracted UOA delivered 2018 & 2019



Month	Adjusted Scheduled Activity (UOA)		
	2017	2018	2019
April	21	924	3,034
May	2,919	5,811	4,247
June	4,515	7,438	7,535
July	5,971	9,870	
August	14,680	11,607	
September	16,727	12,990	
October	16,998	15,269	
November	19,011	18,371	
December	19,171	19,782	
January	19,197	19,824	
February	19,197	19,824	
March	19,197	19,824	
April	19,197	19,845	
May	19,197	19,845	
June	19,197	19,845	

#### QUANTITY METRICS (rolling 12 month period)

	Contract Quantity	Contract Base Number	Contract *	Area Team	Region	England
% of all assessments that were assess and fit appliances (case starts)	944	1,117	84.5%	68.6%	57.8%	60.4%
% of all assessments that were assess and refuse	171	1,117	15.3%	8.9%	11.1%	11.4%
% of all assessments that were assess and review	2	1,117	0.2%	22.5%	31.1%	28.3%
% of case starts with a reported IOTN of 3 and Aesthetic Component of 5 or below	6	944	0.6%	0.2%	0.1%	0.1%
% of case starts with a reported IOTN of 3 and Aesthetic Component of 6 or above	135	944	14.3%	5.5%	4.0%	4.0%
% of case starts with a reported IOTN of 4	650	944	68.9%	76.1%	76.4%	77.8%
% of case starts with a reported IOTN of 5	153	944	16.2%	17.9%	17.5%	16.7 %
% of concluded courses in receipt of dual-arch fixed appliances	911	924	98.6%	74.3%	70.3%	74.3%
% of concluded courses where treatment was abandoned or discontinued	6	924	0.6%	6.3%	8.3%	6.9%
% of patients satisfied with the treatment they have received	18	20	90.0%	96.1%	96.1%	95.7%

\* Figures in italics indicate that the base number is less than 100.

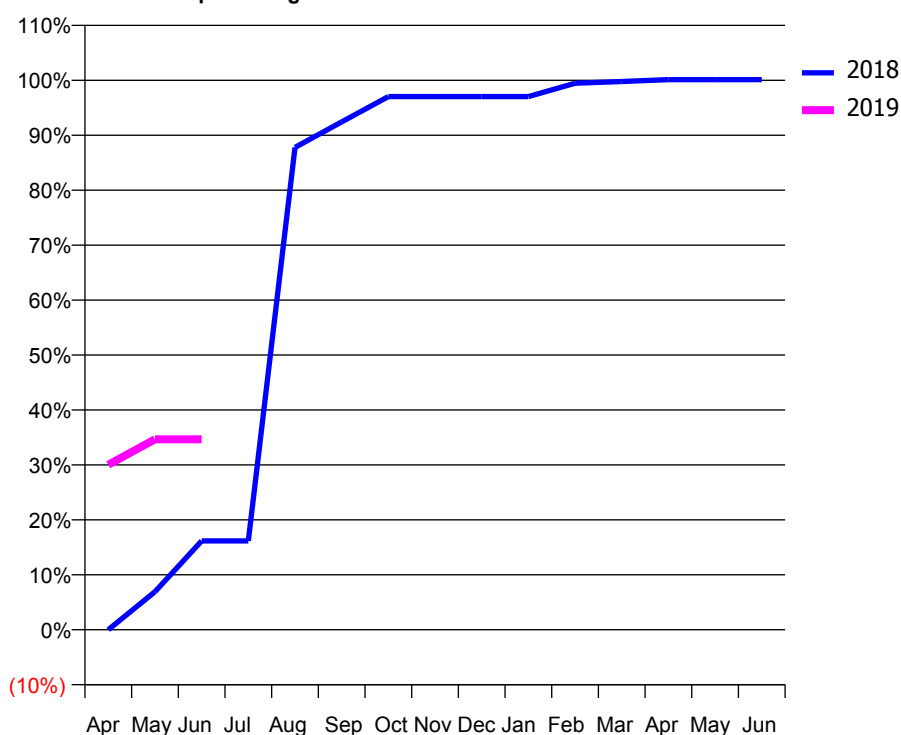
### Q58 - Vital Signs Orthodontic At a Glance Contract Report for 178187/0001 - June 2018

Name or company name	Oradi Ltd.	18/19 Contracted general activity (UDA)	0
Contract type name	PDS Contract	Carry forward general activity (UDA)	0
Purpose of contract	General and Orthodontic	18/19 Contracted orthodontic activity (UOA)	909
Contract start date	01/04/2008	Carry forward orthodontic activity (UOA)	0
Contract end date	31/03/2026	Baseline contract value	£59,620.06

ACCESS	Contract	England and Wales
24 month ratio of assessments to patient IDs	1.07	1.09

ACTIVITY	Contract
Contract assess and fit appliances (case starts) as a percentage of Area Team case starts	0.4 %

Cumulative percentage of contracted UOA delivered 2018 & 2019



Month	Adjusted Scheduled Activity (UOA)		
	2017	2018	2019
April	0	0	273
May	316	63	315
June	316	147	315
July	505	147	
August	547	798	
September	652	840	
October	843	882	
November	885	882	
December	886	882	
January	886	882	
February	909	904	
March	909	907	
April	909	910	
May	909	910	
June	909	910	

#### QUANTITY METRICS (rolling 12 month period)

	Contract Quantity	Contract Base Number	Contract *	Area Team	Region	England
% of all assessments that were assess and fit appliances (case starts)	57	64	89.1%	68.6%	57.8%	60.4%
% of all assessments that were assess and refuse	0	64	0.0%	8.9%	11.1%	11.4%
% of all assessments that were assess and review	7	64	10.9%	22.5%	31.1%	28.3%
% of case starts with a reported IOTN of 3 and Aesthetic Component of 5 or below	0	57	N/A	0.2%	0.1%	0.1%
% of case starts with a reported IOTN of 3 and Aesthetic Component of 6 or above	0	57	N/A	5.5%	4.0%	4.0%
% of case starts with a reported IOTN of 4	52	57	91.2%	76.1%	76.4%	77.8%
% of case starts with a reported IOTN of 5	5	57	8.8%	17.9%	17.5%	16.7%
% of concluded courses in receipt of dual-arch fixed appliances	8	31	25.8%	74.3%	70.3%	74.3%
% of concluded courses where treatment was abandoned or discontinued	4	31	12.9%	6.3%	8.3%	6.9%
% of patients satisfied with the treatment they have received	0	0	N/A	96.1%	96.1%	95.7%

\* Figures in italics indicate that the base number is less than 100.

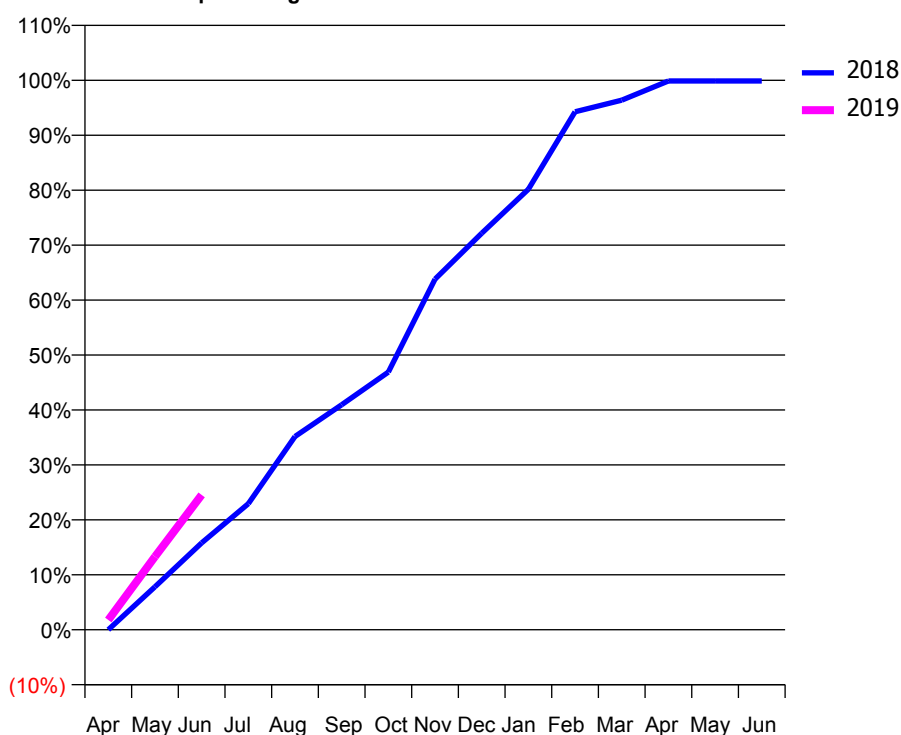
### Q58 - Vital Signs Orthodontic At a Glance Contract Report for 186872/0005 - June 2018

Name or company name	ORTHOWORLD 2000 LTD	18/19 Contracted general activity (UDA)	0
Contract type name	PDS Contract	Carry forward general activity (UDA)	0
Purpose of contract	Orthodontic	18/19 Contracted orthodontic activity (UOA)	7,225
Contract start date	01/04/2006	Carry forward orthodontic activity (UOA)	0
Contract end date	31/03/2019	Baseline contract value	£489,736.81

ACCESS	Contract	England and Wales
24 month ratio of assessments to patient IDs	1.04	1.09

ACTIVITY	Contract
Contract assess and fit appliances (case starts) as a percentage of Area Team case starts	2.5 %

Cumulative percentage of contracted UOA delivered 2018 & 2019



Month	Adjusted Scheduled Activity (UOA)		
	2017	2018	2019
April	107	0	129
May	698	566	962
June	1,168	1,142	1,773
July	1,953	1,657	
August	2,678	2,542	
September	3,100	2,958	
October	3,966	3,389	
November	4,570	4,610	
December	5,648	5,213	
January	6,057	5,792	
February	6,680	6,811	
March	7,181	6,964	
April	7,224	7,215	
May	7,247	7,215	
June	7,247	7,215	

#### QUANTITY METRICS (rolling 12 month period)

	Contract Quantity	Contract Base Number	Contract *	Area Team	Region	England
% of all assessments that were assess and fit appliances (case starts)	371	549	67.6%	68.6%	57.8%	60.4%
% of all assessments that were assess and refuse	45	549	8.2%	8.9%	11.1%	11.4%
% of all assessments that were assess and review	133	549	24.2%	22.5%	31.1%	28.3%
% of case starts with a reported IOTN of 3 and Aesthetic Component of 5 or below	0	371	N/A	0.2%	0.1%	0.1%
% of case starts with a reported IOTN of 3 and Aesthetic Component of 6 or above	36	371	9.7%	5.5%	4.0%	4.0%
% of case starts with a reported IOTN of 4	283	371	76.3%	76.1%	76.4%	77.8%
% of case starts with a reported IOTN of 5	52	371	14.0%	17.9%	17.5%	16.7 %
% of concluded courses in receipt of dual-arch fixed appliances	232	267	86.9%	74.3%	70.3%	74.3%
% of concluded courses where treatment was abandoned or discontinued	18	267	6.7%	6.3%	8.3%	6.9%
% of patients satisfied with the treatment they have received	10	10	100.0%	96.1%	96.1%	95.7%

\* Figures in italics indicate that the base number is less than 100.



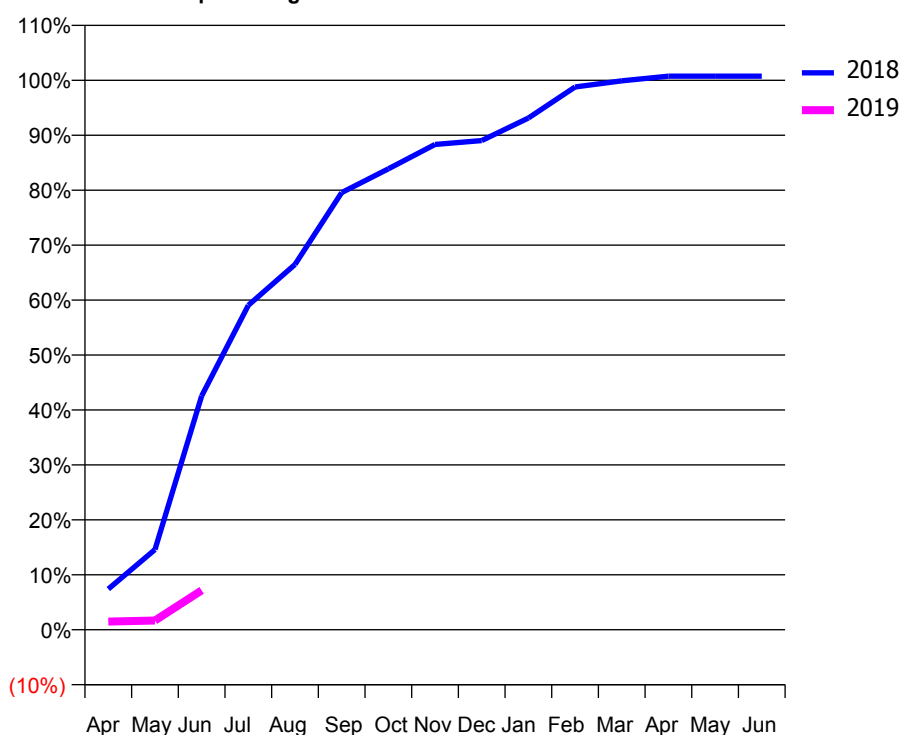
### Q58 - Vital Signs Orthodontic At a Glance Contract Report for 187402/0003 - June 2018

Name or company name	Moopen Dental Care	18/19 Contracted general activity (UDA)	44,871
Contract type name	GDS Contract	Carry forward general activity (UDA)	0
Purpose of contract	General and Orthodontic	18/19 Contracted orthodontic activity (UOA)	2,926
Contract start date	01/02/2015	Carry forward orthodontic activity (UOA)	0
Contract end date		Baseline contract value	£1,414,517.63

ACCESS	Contract	England and Wales
24 month ratio of assessments to patient IDs	1.20	1.09

ACTIVITY	Contract
Contract assess and fit appliances (case starts) as a percentage of Area Team case starts	0.5 %

Cumulative percentage of contracted UOA delivered 2018 & 2019



Month	Adjusted Scheduled Activity (UOA)		
	2017	2018	2019
April	417	217	44
May	638	427	49
June	844	1,245	210
July	1,162	1,728	
August	1,233	1,945	
September	1,443	2,328	
October	1,767	2,454	
November	2,157	2,584	
December	2,657	2,605	
January	2,854	2,725	
February	2,912	2,890	
March	2,957	2,923	
April	2,990	2,948	
May	2,990	2,948	
June	2,990	2,948	

#### QUANTITY METRICS (rolling 12 month period)

	Contract Quantity	Contract Base Number	Contract *	Area Team	Region	England
% of all assessments that were assess and fit appliances (case starts)	79	405	19.5%	68.6%	57.8%	60.4%
% of all assessments that were assess and refuse	57	405	14.1%	8.9%	11.1%	11.4%
% of all assessments that were assess and review	269	405	66.4%	22.5%	31.1%	28.3%
% of case starts with a reported IOTN of 3 and Aesthetic Component of 5 or below	0	79	<i>N/A</i>	0.2%	0.1%	0.1%
% of case starts with a reported IOTN of 3 and Aesthetic Component of 6 or above	0	79	<i>N/A</i>	5.5%	4.0%	4.0%
% of case starts with a reported IOTN of 4	41	79	51.9%	76.1%	76.4%	77.8%
% of case starts with a reported IOTN of 5	38	79	48.1%	17.9%	17.5%	16.7 %
% of concluded courses in receipt of dual-arch fixed appliances	0	27	<i>N/A</i>	74.3%	70.3%	74.3%
% of concluded courses where treatment was abandoned or discontinued	1	27	3.7%	6.3%	8.3%	6.9%
% of patients satisfied with the treatment they have received	1	1	100.0%	96.1%	96.1%	95.7%

\* Figures in italics indicate that the base number is less than 100.

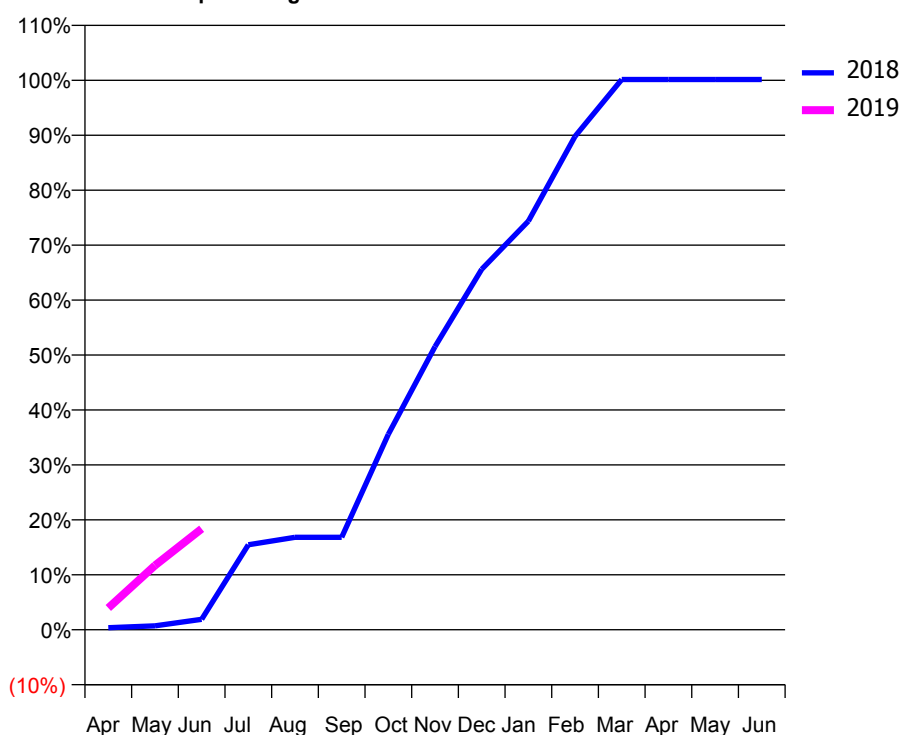
### Q58 - Vital Signs Orthodontic At a Glance Contract Report for 188093/0001 - June 2018

Name or company name	Inline Orthodontics	18/19 Contracted general activity (UDA)	0
Contract type name	PDS Contract	Carry forward general activity (UDA)	0
Purpose of contract	Orthodontic	18/19 Contracted orthodontic activity (UOA)	12,238
Contract start date	01/10/2014	Carry forward orthodontic activity (UOA)	0
Contract end date	31/03/2019	Baseline contract value	£802,599.50

ACCESS	Contract	England and Wales
24 month ratio of assessments to patient IDs	1.00	1.09

ACTIVITY	Contract
Contract assess and fit appliances (case starts) as a percentage of Area Team case starts	4.6 %

Cumulative percentage of contracted UOA delivered 2018 & 2019



Month	Adjusted Scheduled Activity (UOA)		
	2017	2018	2019
April	0	45	487
May	1,740	87	1,432
June	2,746	234	2,251
July	3,182	1,893	
August	4,302	2,061	
September	4,779	2,061	
October	5,661	4,354	
November	6,047	6,307	
December	8,579	8,029	
January	9,419	9,100	
February	10,931	10,990	
March	12,111	12,254	
April	12,115	12,254	
May	12,136	12,254	
June	12,136	12,254	

#### QUANTITY METRICS (rolling 12 month period)

	Contract Quantity	Contract Base Number	Contract *	Area Team	Region	England
% of all assessments that were assess and fit appliances (case starts)	682	682	100.0%	68.6%	57.8%	60.4%
% of all assessments that were assess and refuse	0	682	0.0%	8.9%	11.1%	11.4%
% of all assessments that were assess and review	0	682	0.0%	22.5%	31.1%	28.3%
% of case starts with a reported IOTN of 3 and Aesthetic Component of 5 or below	2	682	0.3%	0.2%	0.1%	0.1%
% of case starts with a reported IOTN of 3 and Aesthetic Component of 6 or above	37	682	5.4%	5.5%	4.0%	4.0%
% of case starts with a reported IOTN of 4	474	682	69.5%	76.1%	76.4%	77.8%
% of case starts with a reported IOTN of 5	167	682	24.5%	17.9%	17.5%	16.7 %
% of concluded courses in receipt of dual-arch fixed appliances	443	486	91.2%	74.3%	70.3%	74.3%
% of concluded courses where treatment was abandoned or discontinued	21	486	4.3%	6.3%	8.3%	6.9%
% of patients satisfied with the treatment they have received	18	18	100.0%	96.1%	96.1%	95.7%

\* Figures in italics indicate that the base number is less than 100.

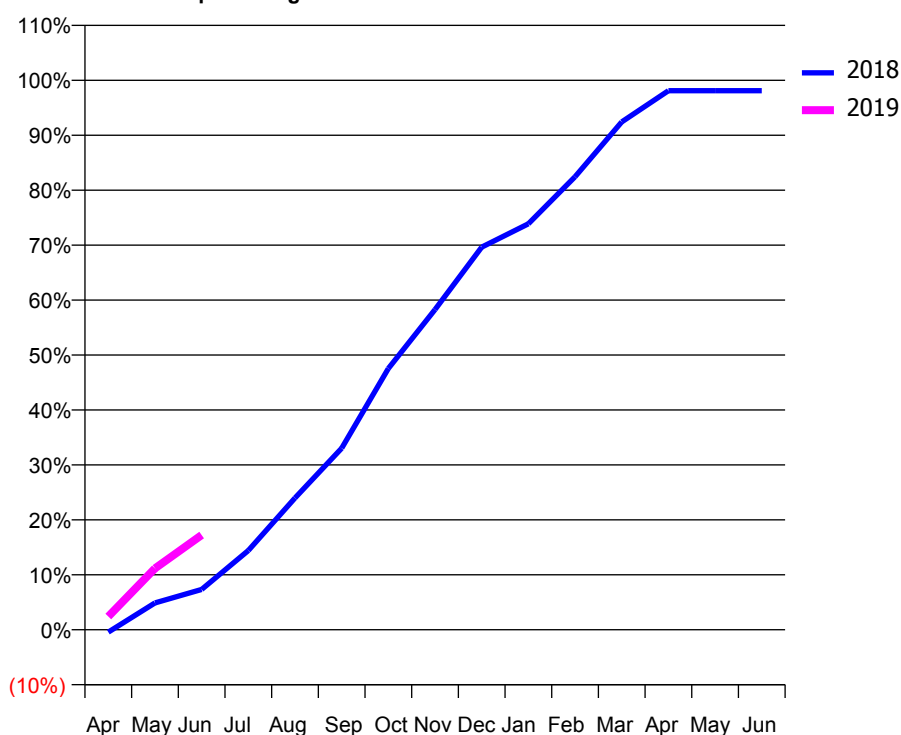
### Q58 - Vital Signs Orthodontic At a Glance Contract Report for 192961/0001 - June 2018

Name or company name	Mrs P Hadj-Bagheri, Mr M Eyrumlu and Mr A Eyruml	18/19 Contracted general activity (UDA)	0
Contract type name	GDS Contract	Carry forward general activity (UDA)	0
Purpose of contract	Orthodontic	18/19 Contracted orthodontic activity (UOA)	4,500
Contract start date	01/12/2014	Carry forward orthodontic activity (UOA)	0
Contract end date		Baseline contract value	£273,695.43

ACCESS	Contract	England and Wales
24 month ratio of assessments to patient IDs	1.10	1.09

ACTIVITY	Contract
Contract assess and fit appliances (case starts) as a percentage of Area Team case starts	1.5 %

Cumulative percentage of contracted UOA delivered 2018 & 2019



Month	Adjusted Scheduled Activity (UOA)		
	2017	2018	2019
April	0	-20	109
May	458	220	503
June	1,280	330	776
July	1,949	649	
August	2,163	1,080	
September	2,453	1,487	
October	2,796	2,140	
November	3,206	2,623	
December	3,402	3,133	
January	3,465	3,325	
February	3,812	3,710	
March	4,329	4,159	
April	4,371	4,414	
May	4,480	4,414	
June	4,480	4,414	

#### QUANTITY METRICS (rolling 12 month period)

	Contract Quantity	Contract Base Number	Contract *	Area Team	Region	England
% of all assessments that were assess and fit appliances (case starts)	226	356	63.5%	68.6%	57.8%	60.4%
% of all assessments that were assess and refuse	6	356	1.7%	8.9%	11.1%	11.4%
% of all assessments that were assess and review	124	356	34.8%	22.5%	31.1%	28.3%
% of case starts with a reported IOTN of 3 and Aesthetic Component of 5 or below	0	226	N/A	0.2%	0.1%	0.1%
% of case starts with a reported IOTN of 3 and Aesthetic Component of 6 or above	15	226	6.6%	5.5%	4.0%	4.0%
% of case starts with a reported IOTN of 4	206	226	91.2%	76.1%	76.4%	77.8%
% of case starts with a reported IOTN of 5	2	226	0.9%	17.9%	17.5%	16.7 %
% of concluded courses in receipt of dual-arch fixed appliances	2	3	66.7%	74.3%	70.3%	74.3%
% of concluded courses where treatment was abandoned or discontinued	0	3	0.0%	6.3%	8.3%	6.9%
% of patients satisfied with the treatment they have received	1	1	100.0%	96.1%	96.1%	95.7%

\* Figures in italics indicate that the base number is less than 100.

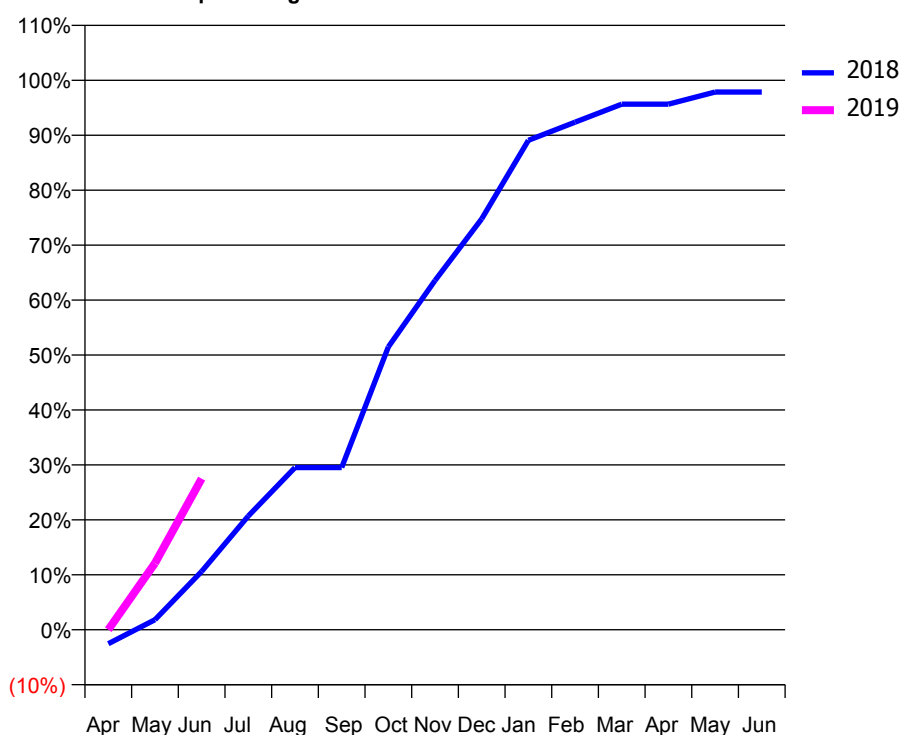
### Q58 - Vital Signs Orthodontic At a Glance Contract Report for 196355/0001 - June 2018

Name or company name	Ortho-Tek Limited	18/19 Contracted general activity (UDA)	0
Contract type name	PDS Contract	Carry forward general activity (UDA)	0
Purpose of contract	Orthodontic	18/19 Contracted orthodontic activity (UOA)	1,911
Contract start date	01/04/2009	Carry forward orthodontic activity (UOA)	0
Contract end date	31/03/2019	Baseline contract value	£118,222.26

ACCESS	Contract	England and Wales
24 month ratio of assessments to patient IDs	1.01	1.09

ACTIVITY	Contract
Contract assess and fit appliances (case starts) as a percentage of Area Team case starts	0.7 %

Cumulative percentage of contracted UOA delivered 2018 & 2019



Month	Adjusted Scheduled Activity (UOA)		
	2017	2018	2019
April	0	-49	0
May	224	35	232
June	337	203	526
July	491	396	
August	556	564	
September	711	564	
October	711	984	
November	1,029	1,215	
December	1,241	1,429	
January	1,325	1,702	
February	1,388	1,765	
March	1,406	1,828	
April	1,805	1,828	
May	1,847	1,870	
June	1,847	1,870	

#### QUANTITY METRICS (rolling 12 month period)

	Contract Quantity	Contract Base Number	Contract *	Area Team	Region	England
% of all assessments that were assess and fit appliances (case starts)	106	107	99.1%	68.6%	57.8%	60.4%
% of all assessments that were assess and refuse	0	107	0.0%	8.9%	11.1%	11.4%
% of all assessments that were assess and review	1	107	0.9%	22.5%	31.1%	28.3%
% of case starts with a reported IOTN of 3 and Aesthetic Component of 5 or below	2	106	1.9%	0.2%	0.1%	0.1%
% of case starts with a reported IOTN of 3 and Aesthetic Component of 6 or above	5	106	4.7%	5.5%	4.0%	4.0%
% of case starts with a reported IOTN of 4	79	106	74.5%	76.1%	76.4%	77.8%
% of case starts with a reported IOTN of 5	20	106	18.9%	17.9%	17.5%	16.7 %
% of concluded courses in receipt of dual-arch fixed appliances	72	91	79.1%	74.3%	70.3%	74.3%
% of concluded courses where treatment was abandoned or discontinued	15	91	16.5%	6.3%	8.3%	6.9%
% of patients satisfied with the treatment they have received	3	3	100.0%	96.1%	96.1%	95.7%

\* Figures in italics indicate that the base number is less than 100.

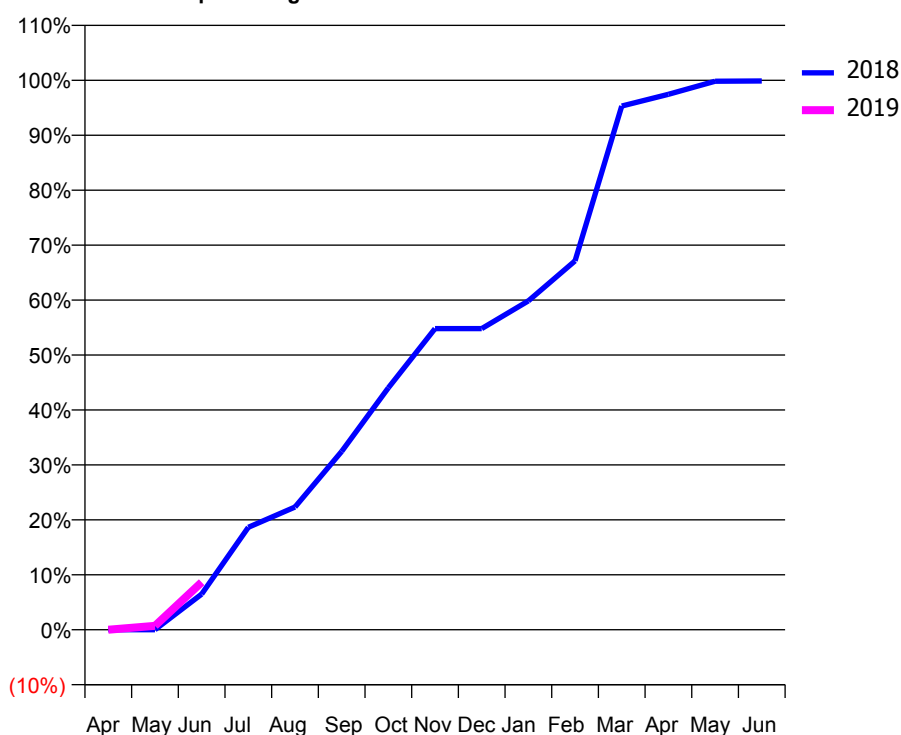
### Q58 - Vital Signs Orthodontic At a Glance Contract Report for 197726/0001 - June 2018

Name or company name	The Tomlinson Avenue Orthodontic Centre Ltd	18/19 Contracted general activity (UDA)	0
Contract type name	PDS Contract	Carry forward general activity (UDA)	0
Purpose of contract	Orthodontic	18/19 Contracted orthodontic activity (UOA)	2,937
Contract start date	15/12/2010	Carry forward orthodontic activity (UOA)	0
Contract end date	31/03/2019	Baseline contract value	£166,497.23

ACCESS	Contract	England and Wales
24 month ratio of assessments to patient IDs	1.04	1.09

ACTIVITY	Contract
Contract assess and fit appliances (case starts) as a percentage of Area Team case starts	1.0 %

Cumulative percentage of contracted UOA delivered 2018 & 2019



Month	Adjusted Scheduled Activity (UOA)		
	2017	2018	2019
April	-12	0	0
May	-12	0	21
June	-12	191	254
July	-12	548	
August	1,273	656	
September	1,568	953	
October	1,631	1,293	
November	2,118	1,610	
December	2,328	1,610	
January	2,476	1,758	
February	2,876	1,972	
March	2,939	2,799	
April	2,939	2,862	
May	2,939	2,932	
June	2,939	2,933	

#### QUANTITY METRICS (rolling 12 month period)

	Contract Quantity	Contract Base Number	Contract *	Area Team	Region	England
% of all assessments that were assess and fit appliances (case starts)	148	187	79.1%	68.6%	57.8%	60.4%
% of all assessments that were assess and refuse	0	187	0.0%	8.9%	11.1%	11.4%
% of all assessments that were assess and review	39	187	20.9%	22.5%	31.1%	28.3%
% of case starts with a reported IOTN of 3 and Aesthetic Component of 5 or below	0	148	N/A	0.2%	0.1%	0.1%
% of case starts with a reported IOTN of 3 and Aesthetic Component of 6 or above	3	148	2.0%	5.5%	4.0%	4.0%
% of case starts with a reported IOTN of 4	113	148	76.4%	76.1%	76.4%	77.8%
% of case starts with a reported IOTN of 5	32	148	21.6%	17.9%	17.5%	16.7 %
% of concluded courses in receipt of dual-arch fixed appliances	39	45	86.7%	74.3%	70.3%	74.3%
% of concluded courses where treatment was abandoned or discontinued	1	45	2.2%	6.3%	8.3%	6.9%
% of patients satisfied with the treatment they have received	2	3	66.7%	96.1%	96.1%	95.7%

\* Figures in italics indicate that the base number is less than 100.

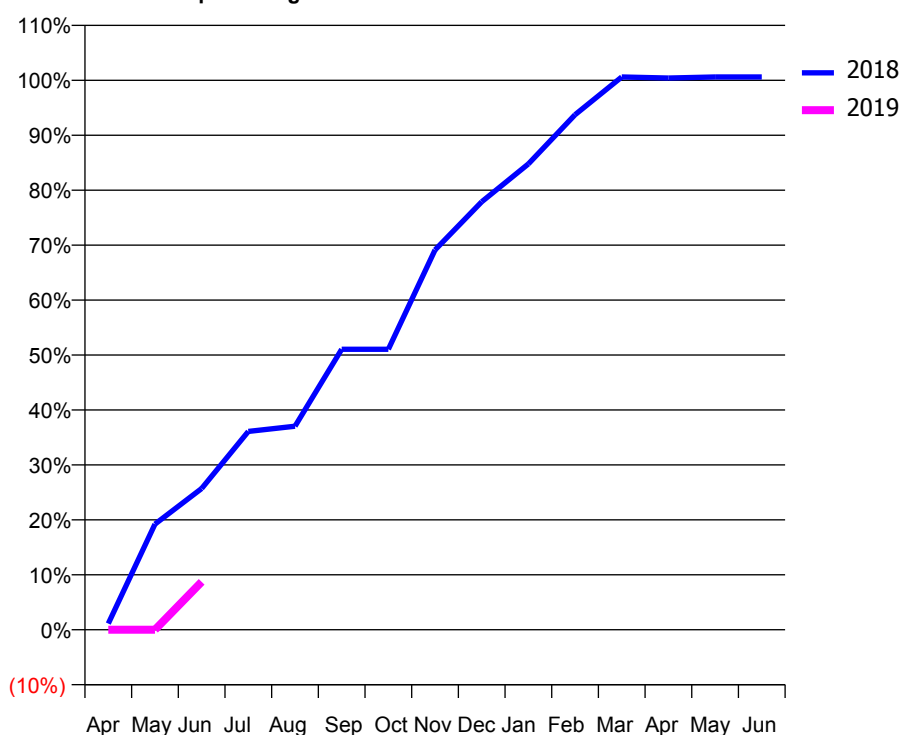
### Q58 - Vital Signs Orthodontic At a Glance Contract Report for 199761/0001 - June 2018

Name or company name	Watford Orthodontics Limited	18/19 Contracted general activity (UDA)	0
Contract type name	PDS Contract	Carry forward general activity (UDA)	0
Purpose of contract	Orthodontic	18/19 Contracted orthodontic activity (UOA)	11,015
Contract start date	01/04/2009	Carry forward orthodontic activity (UOA)	0
Contract end date	31/03/2019	Baseline contract value	£688,102.64

ACCESS	Contract	England and Wales
24 month ratio of assessments to patient IDs	1.01	1.09

ACTIVITY	Contract
Contract assess and fit appliances (case starts) as a percentage of Area Team case starts	3.0 %

Cumulative percentage of contracted UOA delivered 2018 & 2019



Month	Adjusted Scheduled Activity (UOA)		
	2017	2018	2019
April	-244	124	0
May	739	2,119	0
June	739	2,833	960
July	1,690	3,975	
August	4,687	4,080	
September	5,468	5,624	
October	5,888	5,624	
November	7,403	7,614	
December	8,055	8,580	
January	8,632	9,338	
February	9,871	10,325	
March	10,694	11,081	
April	10,887	11,060	
May	10,929	11,081	
June	10,950	11,081	

#### QUANTITY METRICS (rolling 12 month period)

	Contract Quantity	Contract Base Number	Contract *	Area Team	Region	England
% of all assessments that were assess and fit appliances (case starts)	439	655	67.0%	68.6%	57.8%	60.4%
% of all assessments that were assess and refuse	83	655	12.7%	8.9%	11.1%	11.4%
% of all assessments that were assess and review	133	655	20.3%	22.5%	31.1%	28.3%
% of case starts with a reported IOTN of 3 and Aesthetic Component of 5 or below	0	439	N/A	0.2%	0.1%	0.1%
% of case starts with a reported IOTN of 3 and Aesthetic Component of 6 or above	11	439	2.5%	5.5%	4.0%	4.0%
% of case starts with a reported IOTN of 4	362	439	82.5%	76.1%	76.4%	77.8%
% of case starts with a reported IOTN of 5	64	439	14.6%	17.9%	17.5%	16.7 %
% of concluded courses in receipt of dual-arch fixed appliances	195	454	43.0%	74.3%	70.3%	74.3%
% of concluded courses where treatment was abandoned or discontinued	22	454	4.8%	6.3%	8.3%	6.9%
% of patients satisfied with the treatment they have received	10	10	100.0%	96.1%	96.1%	95.7%

\* Figures in italics indicate that the base number is less than 100.

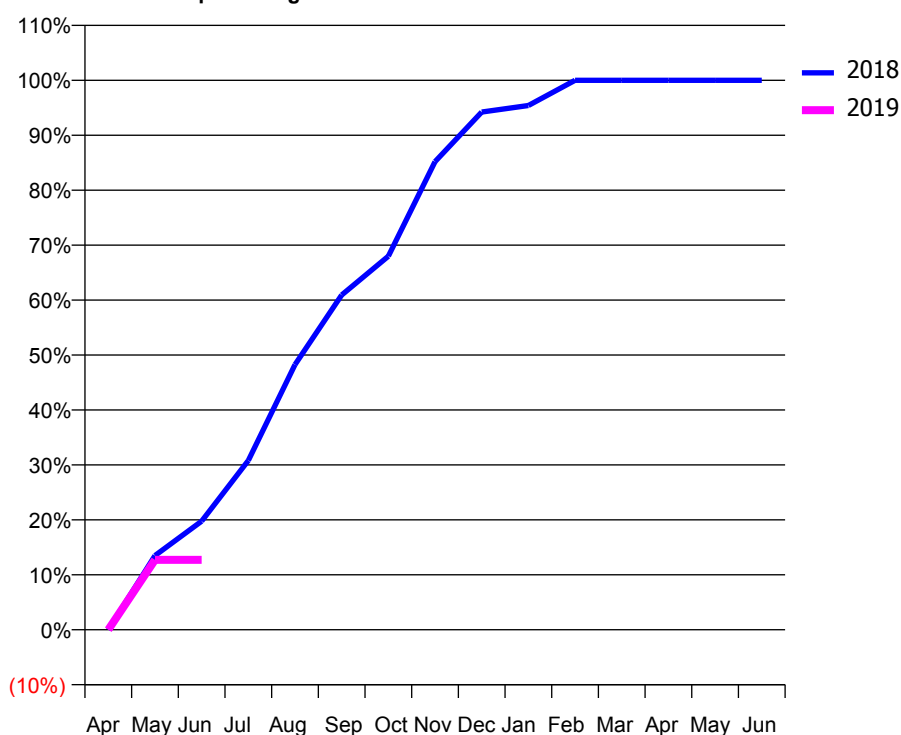
### Q58 - Vital Signs Orthodontic At a Glance Contract Report for 232718/0001 - June 2018

Name or company name	MR A RUMBAK	18/19 Contracted general activity (UDA)	0
Contract type name	PDS Contract	Carry forward general activity (UDA)	0
Purpose of contract	Orthodontic	18/19 Contracted orthodontic activity (UOA)	3,747
Contract start date	01/04/2006	Carry forward orthodontic activity (UOA)	0
Contract end date	31/03/2019	Baseline contract value	£231,825.01

ACCESS	Contract	England and Wales
24 month ratio of assessments to patient IDs	1.25	1.09

ACTIVITY	Contract
Contract assess and fit appliances (case starts) as a percentage of Area Team case starts	1.0 %

Cumulative percentage of contracted UOA delivered 2018 & 2019



Month	Adjusted Scheduled Activity (UOA)		
	2017	2018	2019
April	0	0	0
May	770	506	477
June	823	741	477
July	1,156	1,154	
August	1,510	1,808	
September	1,815	2,283	
October	2,018	2,547	
November	2,465	3,192	
December	2,969	3,530	
January	2,990	3,575	
February	3,536	3,747	
March	3,747	3,747	
April	3,747	3,747	
May	3,747	3,747	
June	3,747	3,747	

#### QUANTITY METRICS (rolling 12 month period)

	Contract Quantity	Contract Base Number	Contract *	Area Team	Region	England
% of all assessments that were assess and fit appliances (case starts)	150	481	31.2%	68.6%	57.8%	60.4%
% of all assessments that were assess and refuse	1	481	0.2%	8.9%	11.1%	11.4%
% of all assessments that were assess and review	330	481	68.6%	22.5%	31.1%	28.3%
% of case starts with a reported IOTN of 3 and Aesthetic Component of 5 or below	0	150	N/A	0.2%	0.1%	0.1%
% of case starts with a reported IOTN of 3 and Aesthetic Component of 6 or above	0	150	N/A	5.5%	4.0%	4.0%
% of case starts with a reported IOTN of 4	115	150	76.7%	76.1%	76.4%	77.8%
% of case starts with a reported IOTN of 5	35	150	23.3%	17.9%	17.5%	16.7%
% of concluded courses in receipt of dual-arch fixed appliances	0	60	N/A	74.3%	70.3%	74.3%
% of concluded courses where treatment was abandoned or discontinued	0	60	0.0%	6.3%	8.3%	6.9%
% of patients satisfied with the treatment they have received	6	6	100.0%	96.1%	96.1%	95.7%

\* Figures in italics indicate that the base number is less than 100.

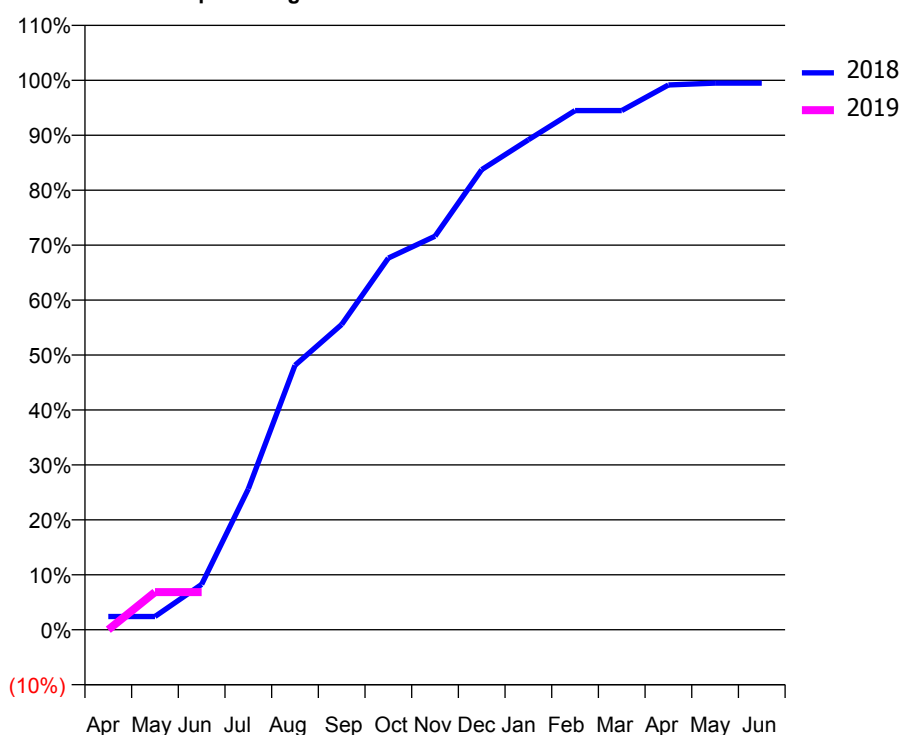
### Q58 - Vital Signs Orthodontic At a Glance Contract Report for 333441/0001 - June 2018

Name or company name	MRS AA SOYOMBO	18/19 Contracted general activity (UDA)	0
Contract type name	PDS Contract	Carry forward general activity (UDA)	0
Purpose of contract	Orthodontic	18/19 Contracted orthodontic activity (UOA)	8,028
Contract start date	01/04/2006	Carry forward orthodontic activity (UOA)	0
Contract end date	31/03/2019	Baseline contract value	£526,468.30

ACCESS	Contract	England and Wales
24 month ratio of assessments to patient IDs	1.49	1.09

ACTIVITY	Contract
Contract assess and fit appliances (case starts) as a percentage of Area Team case starts	2.4 %

Cumulative percentage of contracted UOA delivered 2018 & 2019



Month	Adjusted Scheduled Activity (UOA)		
	2017	2018	2019
April	0	194	0
May	0	194	550
June	637	664	550
July	972	2,058	
August	1,218	3,865	
September	1,474	4,461	
October	5,138	5,430	
November	5,323	5,749	
December	6,023	6,723	
January	6,919	7,159	
February	7,928	7,586	
March	7,928	7,586	
April	8,024	7,959	
May	8,024	7,986	
June	8,024	7,986	

#### QUANTITY METRICS (rolling 12 month period)

	Contract Quantity	Contract Base Number	Contract *	Area Team	Region	England
% of all assessments that were assess and fit appliances (case starts)	354	807	43.9%	68.6%	57.8%	60.4%
% of all assessments that were assess and refuse	25	807	3.1%	8.9%	11.1%	11.4%
% of all assessments that were assess and review	428	807	53.0%	22.5%	31.1%	28.3%
% of case starts with a reported IOTN of 3 and Aesthetic Component of 5 or below	0	354	N/A	0.2%	0.1%	0.1%
% of case starts with a reported IOTN of 3 and Aesthetic Component of 6 or above	0	354	N/A	5.5%	4.0%	4.0%
% of case starts with a reported IOTN of 4	343	354	96.9%	76.1%	76.4%	77.8%
% of case starts with a reported IOTN of 5	9	354	2.5%	17.9%	17.5%	16.7 %
% of concluded courses in receipt of dual-arch fixed appliances	147	200	73.5%	74.3%	70.3%	74.3%
% of concluded courses where treatment was abandoned or discontinued	44	200	22.0%	6.3%	8.3%	6.9%
% of patients satisfied with the treatment they have received	12	14	85.7%	96.1%	96.1%	95.7%

\* Figures in italics indicate that the base number is less than 100.



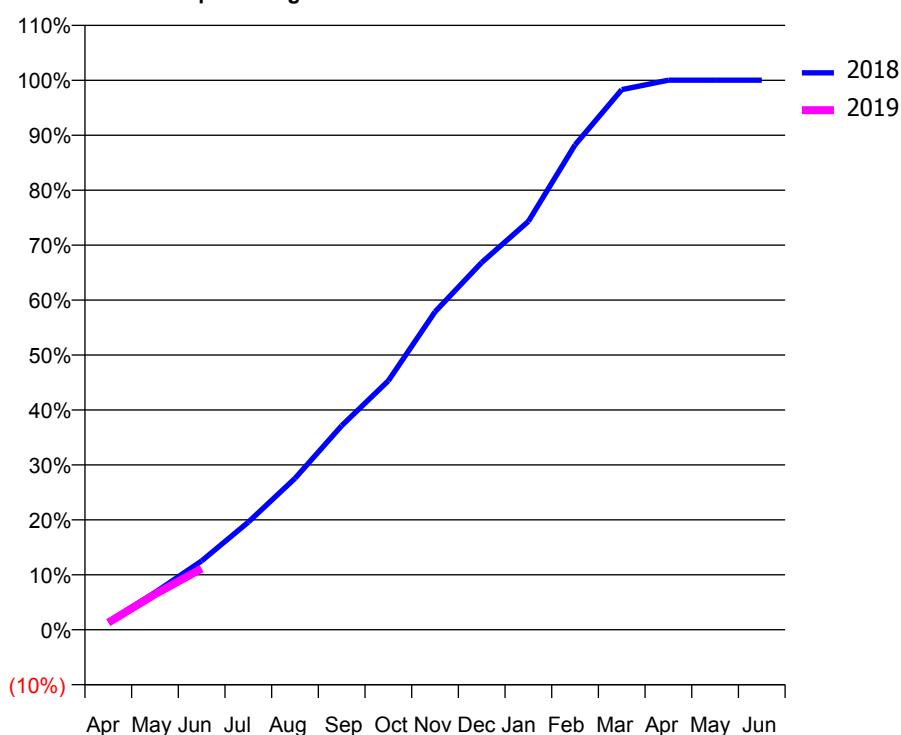
### Q58 - Vital Signs Orthodontic At a Glance Contract Report for 335460/0001 - June 2018

Name or company name	MR SF ISMAIL	18/19 Contracted general activity (UDA)	0
Contract type name	PDS Contract	Carry forward general activity (UDA)	0
Purpose of contract	Orthodontic	18/19 Contracted orthodontic activity (UOA)	7,302
Contract start date	01/04/2006	Carry forward orthodontic activity (UOA)	0
Contract end date	31/03/2019	Baseline contract value	£461,809.06

ACCESS	Contract	England and Wales
24 month ratio of assessments to patient IDs	1.01	1.09

ACTIVITY	Contract
Contract assess and fit appliances (case starts) as a percentage of Area Team case starts	2.3 %

Cumulative percentage of contracted UOA delivered 2018 & 2019



Month	Adjusted Scheduled Activity (UOA)		
	2017	2018	2019
April	44	106	94
May	460	496	473
June	693	916	813
July	1,525	1,431	
August	2,085	2,012	
September	2,785	2,712	
October	3,759	3,310	
November	4,488	4,226	
December	5,253	4,881	
January	5,673	5,427	
February	6,501	6,443	
March	7,239	7,178	
April	7,302	7,304	
May	7,302	7,304	
June	7,302	7,304	

#### QUANTITY METRICS (rolling 12 month period)

	Contract Quantity	Contract Base Number	Contract *	Area Team	Region	England
% of all assessments that were assess and fit appliances (case starts)	341	563	60.6%	68.6%	57.8%	60.4%
% of all assessments that were assess and refuse	58	563	10.3%	8.9%	11.1%	11.4%
% of all assessments that were assess and review	164	563	29.1%	22.5%	31.1%	28.3%
% of case starts with a reported IOTN of 3 and Aesthetic Component of 5 or below	1	341	0.3%	0.2%	0.1%	0.1%
% of case starts with a reported IOTN of 3 and Aesthetic Component of 6 or above	10	341	2.9%	5.5%	4.0%	4.0%
% of case starts with a reported IOTN of 4	269	341	78.9%	76.1%	76.4%	77.8%
% of case starts with a reported IOTN of 5	56	341	16.4%	17.9%	17.5%	16.7 %
% of concluded courses in receipt of dual-arch fixed appliances	275	309	89.0%	74.3%	70.3%	74.3%
% of concluded courses where treatment was abandoned or discontinued	23	309	7.4%	6.3%	8.3%	6.9%
% of patients satisfied with the treatment they have received	12	13	92.3%	96.1%	96.1%	95.7%

\* Figures in italics indicate that the base number is less than 100.

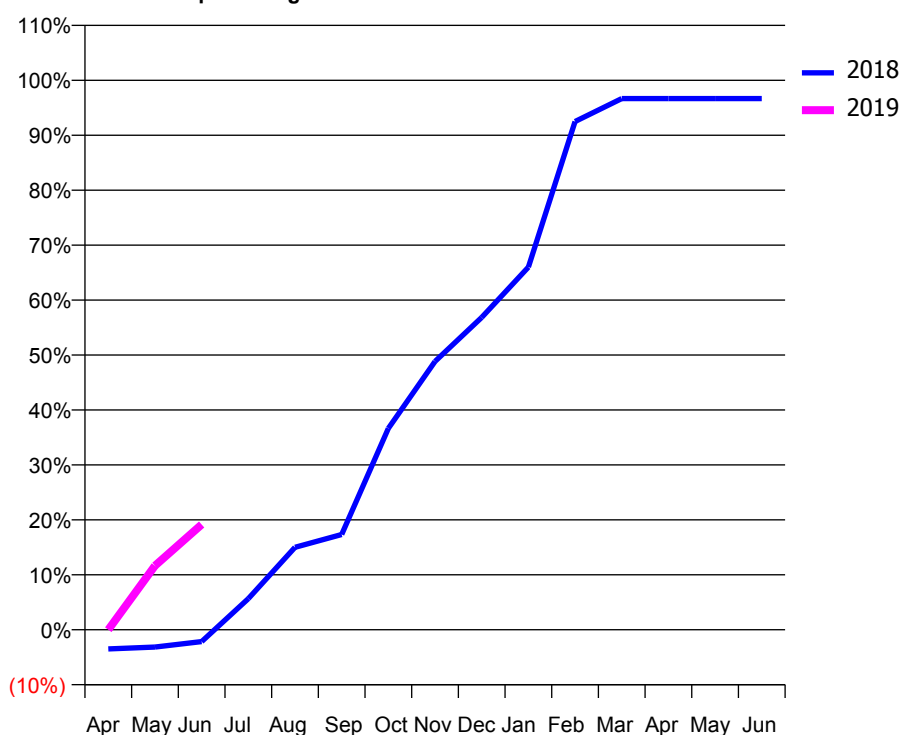
### Q58 - Vital Signs Orthodontic At a Glance Contract Report for 363456/0002 - June 2018

Name or company name	Ballard & Tucker	18/19 Contracted general activity (UDA)	0
Contract type name	GDS Contract	Carry forward general activity (UDA)	0
Purpose of contract	Orthodontic	18/19 Contracted orthodontic activity (UOA)	600
Contract start date	01/04/2006	Carry forward orthodontic activity (UOA)	0
Contract end date		Baseline contract value	£40,001.61

ACCESS	Contract	England and Wales
24 month ratio of assessments to patient IDs	1.22	1.09

ACTIVITY	Contract
Contract assess and fit appliances (case starts) as a percentage of Area Team case starts	0.2 %

Cumulative percentage of contracted UOA delivered 2018 & 2019



Month	Adjusted Scheduled Activity (UOA)		
	2017	2018	2019
April	10	-21	0
May	25	-19	70
June	30	-13	115
July	53	34	
August	56	90	
September	64	104	
October	197	220	
November	267	293	
December	312	341	
January	344	396	
February	383	555	
March	433	580	
April	573	580	
May	574	580	
June	576	580	

#### QUANTITY METRICS (rolling 12 month period)

	Contract Quantity	Contract Base Number	Contract *	Area Team	Region	England
% of all assessments that were assess and fit appliances (case starts)	34	137	24.8%	68.6%	57.8%	60.4%
% of all assessments that were assess and refuse	3	137	2.2%	8.9%	11.1%	11.4%
% of all assessments that were assess and review	100	137	73.0%	22.5%	31.1%	28.3%
% of case starts with a reported IOTN of 3 and Aesthetic Component of 5 or below	0	34	<i>N/A</i>	0.2%	0.1%	0.1%
% of case starts with a reported IOTN of 3 and Aesthetic Component of 6 or above	2	34	5.9%	5.5%	4.0%	4.0%
% of case starts with a reported IOTN of 4	27	34	79.4%	76.1%	76.4%	77.8%
% of case starts with a reported IOTN of 5	5	34	14.7%	17.9%	17.5%	16.7 %
% of concluded courses in receipt of dual-arch fixed appliances	0	8	<i>N/A</i>	74.3%	70.3%	74.3%
% of concluded courses where treatment was abandoned or discontinued	1	8	12.5%	6.3%	8.3%	6.9%
% of patients satisfied with the treatment they have received	2	2	100.0%	96.1%	96.1%	95.7%

\* Figures in italics indicate that the base number is less than 100.

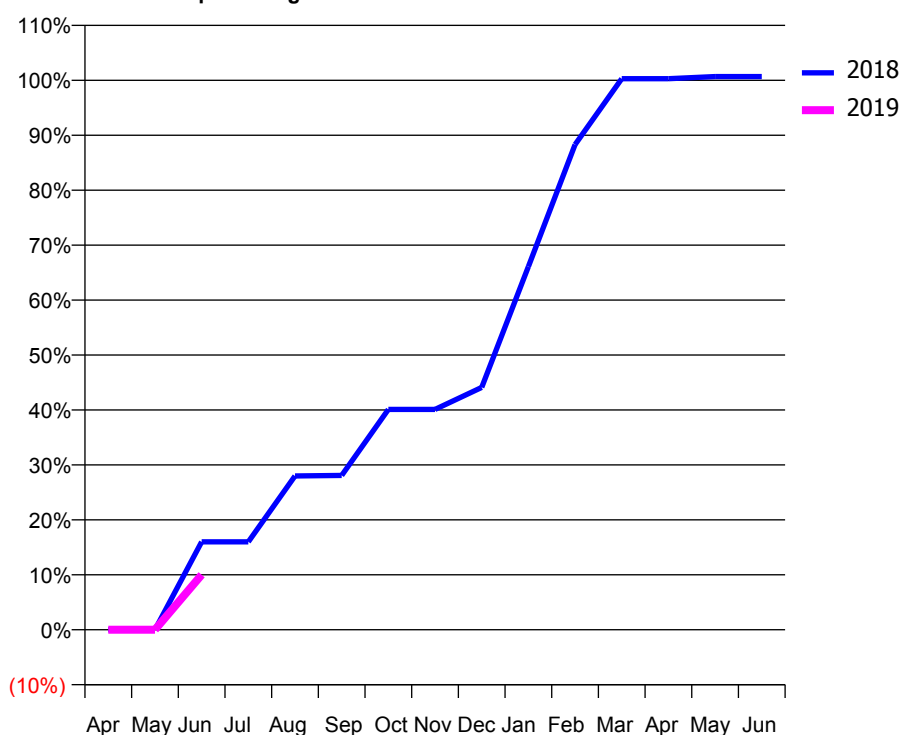
### Q58 - Vital Signs Orthodontic At a Glance Contract Report for 573949/0001 - June 2018

Name or company name	MR IJ DIBBLE	18/19 Contracted general activity (UDA)	4,055
Contract type name	GDS Contract	Carry forward general activity (UDA)	0
Purpose of contract	General and Orthodontic	18/19 Contracted orthodontic activity (UOA)	1,050
Contract start date	01/04/2006	Carry forward orthodontic activity (UOA)	0
Contract end date		Baseline contract value	£215,610.24

ACCESS	Contract	England and Wales
24 month ratio of assessments to patient IDs	1.01	1.09

ACTIVITY	Contract
Contract assess and fit appliances (case starts) as a percentage of Area Team case starts	0.3 %

Cumulative percentage of contracted UOA delivered 2018 & 2019



Month	Adjusted Scheduled Activity (UOA)		
	2017	2018	2019
April	-3	0	0
May	-3	0	0
June	-3	168	105
July	187	168	
August	272	294	
September	293	295	
October	380	421	
November	527	421	
December	592	463	
January	718	694	
February	844	927	
March	1,012	1,053	
April	1,054	1,053	
May	1,054	1,057	
June	1,054	1,057	

#### QUANTITY METRICS (rolling 12 month period)

	Contract Quantity	Contract Base Number	Contract *	Area Team	Region	England
% of all assessments that were assess and fit appliances (case starts)	48	49	98.0%	68.6%	57.8%	60.4%
% of all assessments that were assess and refuse	1	49	2.0%	8.9%	11.1%	11.4%
% of all assessments that were assess and review	0	49	0.0%	22.5%	31.1%	28.3%
% of case starts with a reported IOTN of 3 and Aesthetic Component of 5 or below	0	48	N/A	0.2%	0.1%	0.1%
% of case starts with a reported IOTN of 3 and Aesthetic Component of 6 or above	0	48	N/A	5.5%	4.0%	4.0%
% of case starts with a reported IOTN of 4	34	48	70.8%	76.1%	76.4%	77.8%
% of case starts with a reported IOTN of 5	14	48	29.2%	17.9%	17.5%	16.7 %
% of concluded courses in receipt of dual-arch fixed appliances	0	23	N/A	74.3%	70.3%	74.3%
% of concluded courses where treatment was abandoned or discontinued	0	23	0.0%	6.3%	8.3%	6.9%
% of patients satisfied with the treatment they have received	0	0	N/A	96.1%	96.1%	95.7%

\* Figures in italics indicate that the base number is less than 100.

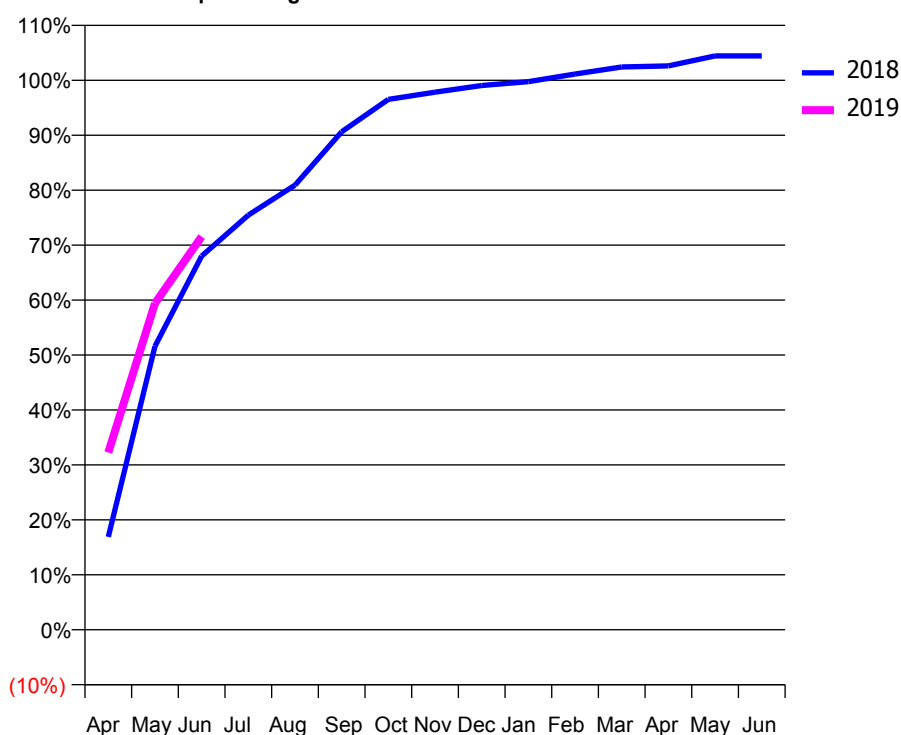
### Q58 - Vital Signs Orthodontic At a Glance Contract Report for 577987/0001 - June 2018

Name or company name	MR K SHETH	18/19 Contracted general activity (UDA)	0
Contract type name	PDS Contract	Carry forward general activity (UDA)	0
Purpose of contract	Orthodontic	18/19 Contracted orthodontic activity (UOA)	1,153
Contract start date	01/04/2006	Carry forward orthodontic activity (UOA)	0
Contract end date	31/03/2019	Baseline contract value	£71,728.26

ACCESS	Contract	England and Wales
24 month ratio of assessments to patient IDs	1.28	1.09

ACTIVITY	Contract
Contract assess and fit appliances (case starts) as a percentage of Area Team case starts	0.3 %

Cumulative percentage of contracted UOA delivered 2018 & 2019



Month	Adjusted Scheduled Activity (UOA)		
	2017	2018	2019
April	200	195	372
May	485	595	685
June	485	784	825
July	830	870	
August	983	933	
September	1,056	1,045	
October	1,070	1,113	
November	1,070	1,128	
December	1,137	1,142	
January	1,137	1,150	
February	1,168	1,166	
March	1,168	1,181	
April	1,168	1,183	
May	1,189	1,204	
June	1,189	1,204	

#### QUANTITY METRICS (rolling 12 month period)

	Contract Quantity	Contract Base Number	Contract *	Area Team	Region	England
% of all assessments that were assess and fit appliances (case starts)	51	247	20.6%	68.6%	57.8%	60.4%
% of all assessments that were assess and refuse	38	247	15.4%	8.9%	11.1%	11.4%
% of all assessments that were assess and review	158	247	64.0%	22.5%	31.1%	28.3%
% of case starts with a reported IOTN of 3 and Aesthetic Component of 5 or below	4	51	7.8%	0.2%	0.1%	0.1%
% of case starts with a reported IOTN of 3 and Aesthetic Component of 6 or above	9	51	17.6%	5.5%	4.0%	4.0%
% of case starts with a reported IOTN of 4	30	51	58.8%	76.1%	76.4%	77.8%
% of case starts with a reported IOTN of 5	8	51	15.7%	17.9%	17.5%	16.7%
% of concluded courses in receipt of dual-arch fixed appliances	20	24	83.3%	74.3%	70.3%	74.3%
% of concluded courses where treatment was abandoned or discontinued	2	24	8.3%	6.3%	8.3%	6.9%
% of patients satisfied with the treatment they have received	1	1	100.0%	96.1%	96.1%	95.7%

\* Figures in italics indicate that the base number is less than 100.

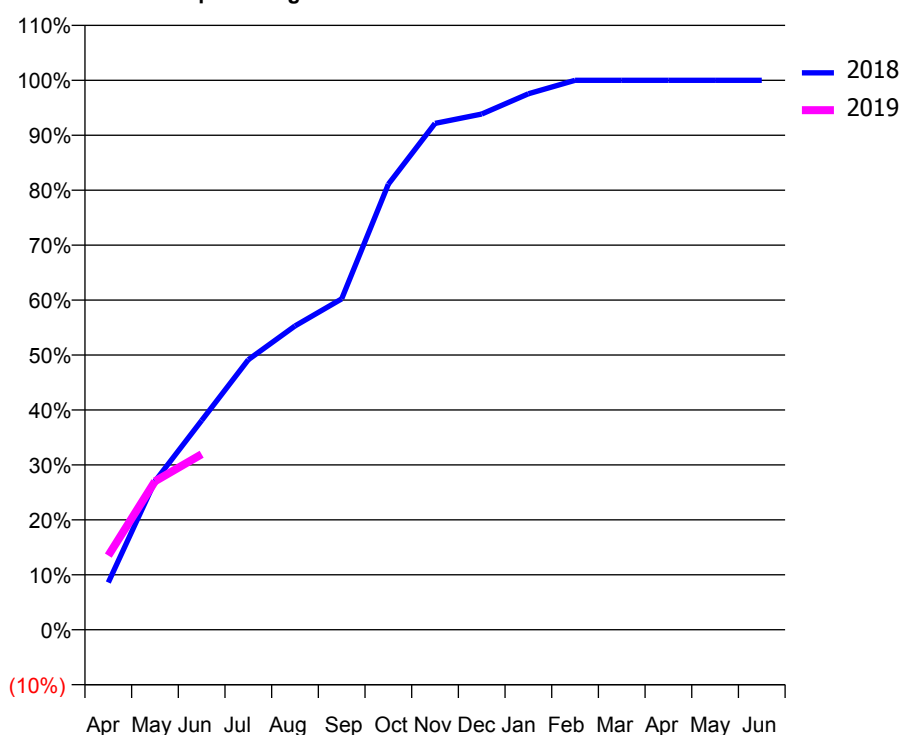
### Q58 - Vital Signs Orthodontic At a Glance Contract Report for 623628/0003 - June 2018

Name or company name	MR J PANDYA	18/19 Contracted general activity (UDA)	0
Contract type name	PDS Contract	Carry forward general activity (UDA)	0
Purpose of contract	Orthodontic	18/19 Contracted orthodontic activity (UOA)	1,709
Contract start date	01/12/2013	Carry forward orthodontic activity (UOA)	0
Contract end date	31/03/2019	Baseline contract value	£106,624.45

ACCESS	Contract	England and Wales
24 month ratio of assessments to patient IDs	1.01	1.09

ACTIVITY	Contract
Contract assess and fit appliances (case starts) as a percentage of Area Team case starts	0.5 %

Cumulative percentage of contracted UOA delivered 2018 & 2019



Month	Adjusted Scheduled Activity (UOA)		
	2017	2018	2019
April	126	147	231
May	483	462	462
June	609	651	546
July	945	840	
August	1,092	945	
September	1,197	1,029	
October	1,365	1,386	
November	1,491	1,575	
December	1,491	1,604	
January	1,661	1,667	
February	1,661	1,709	
March	1,709	1,709	
April	1,709	1,709	
May	1,709	1,709	
June	1,709	1,709	

#### QUANTITY METRICS (rolling 12 month period)

	Contract Quantity	Contract Base Number	Contract *	Area Team	Region	England
% of all assessments that were assess and fit appliances (case starts)	77	85	90.6%	68.6%	57.8%	60.4%
% of all assessments that were assess and refuse	3	85	3.5%	8.9%	11.1%	11.4%
% of all assessments that were assess and review	5	85	5.9%	22.5%	31.1%	28.3%
% of case starts with a reported IOTN of 3 and Aesthetic Component of 5 or below	0	77	<i>N/A</i>	0.2%	0.1%	0.1%
% of case starts with a reported IOTN of 3 and Aesthetic Component of 6 or above	9	77	11.7%	5.5%	4.0%	4.0%
% of case starts with a reported IOTN of 4	56	77	72.7%	76.1%	76.4%	77.8%
% of case starts with a reported IOTN of 5	12	77	15.6%	17.9%	17.5%	16.7 %
% of concluded courses in receipt of dual-arch fixed appliances	68	74	91.9%	74.3%	70.3%	74.3%
% of concluded courses where treatment was abandoned or discontinued	2	74	2.7%	6.3%	8.3%	6.9%
% of patients satisfied with the treatment they have received	1	1	100.0%	96.1%	96.1%	95.7%

\* Figures in italics indicate that the base number is less than 100.

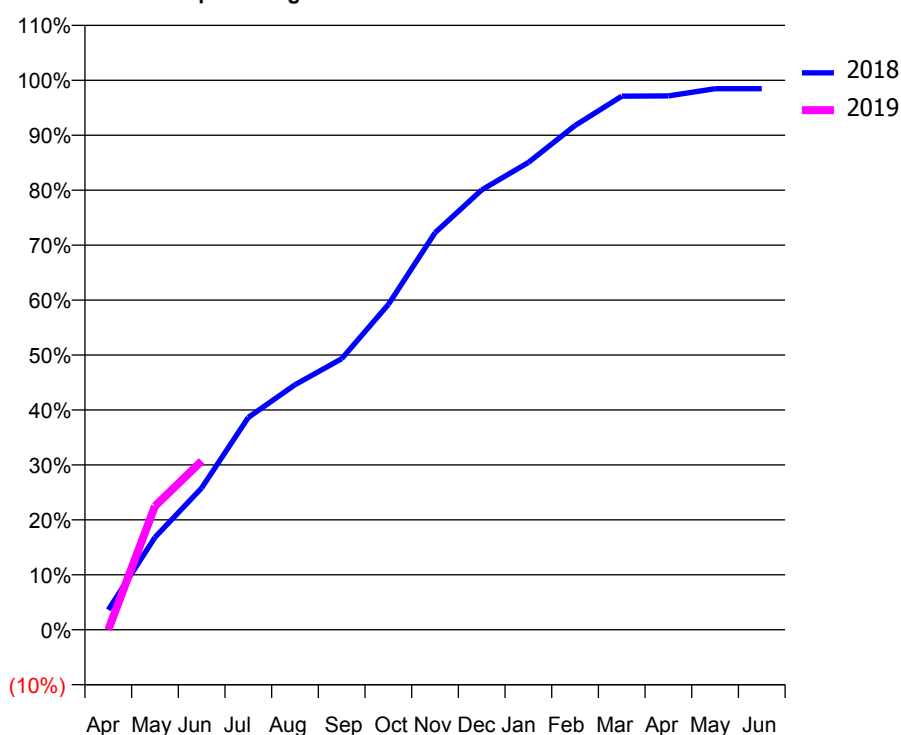
### Q58 - Vital Signs Orthodontic At a Glance Contract Report for 631256/0001 - June 2018

Name or company name	Smiles Orthodontics Limited	18/19 Contracted general activity (UDA)	0
Contract type name	PDS Contract	Carry forward general activity (UDA)	0
Purpose of contract	Orthodontic	18/19 Contracted orthodontic activity (UOA)	10,755
Contract start date	01/04/2006	Carry forward orthodontic activity (UOA)	0
Contract end date	31/03/2026	Baseline contract value	£705,109.25

ACCESS	Contract	England and Wales
24 month ratio of assessments to patient IDs	1.26	1.09

ACTIVITY	Contract
Contract assess and fit appliances (case starts) as a percentage of Area Team case starts	3.5 %

Cumulative percentage of contracted UOA delivered 2018 & 2019



Month	Adjusted Scheduled Activity (UOA)		
	2017	2018	2019
April	527	391	0
May	836	1,810	2,421
June	1,634	2,775	3,302
July	3,948	4,157	
August	4,765	4,797	
September	6,010	5,304	
October	6,757	6,366	
November	7,719	7,771	
December	8,373	8,610	
January	8,949	9,146	
February	9,723	9,869	
March	10,385	10,443	
April	10,645	10,449	
May	10,670	10,589	
June	10,673	10,589	

#### QUANTITY METRICS (rolling 12 month period)

	Contract Quantity	Contract Base Number	Contract *	Area Team	Region	England
% of all assessments that were assess and fit appliances (case starts)	510	1,143	44.6%	68.6%	57.8%	60.4%
% of all assessments that were assess and refuse	93	1,143	8.1%	8.9%	11.1%	11.4%
% of all assessments that were assess and review	540	1,143	47.2%	22.5%	31.1%	28.3%
% of case starts with a reported IOTN of 3 and Aesthetic Component of 5 or below	0	510	N/A	0.2%	0.1%	0.1%
% of case starts with a reported IOTN of 3 and Aesthetic Component of 6 or above	15	510	2.9%	5.5%	4.0%	4.0%
% of case starts with a reported IOTN of 4	376	510	73.7%	76.1%	76.4%	77.8%
% of case starts with a reported IOTN of 5	119	510	23.3%	17.9%	17.5%	16.7 %
% of concluded courses in receipt of dual-arch fixed appliances	426	480	88.8%	74.3%	70.3%	74.3%
% of concluded courses where treatment was abandoned or discontinued	17	480	3.5%	6.3%	8.3%	6.9%
% of patients satisfied with the treatment they have received	20	21	95.2%	96.1%	96.1%	95.7%

\* Figures in italics indicate that the base number is less than 100.

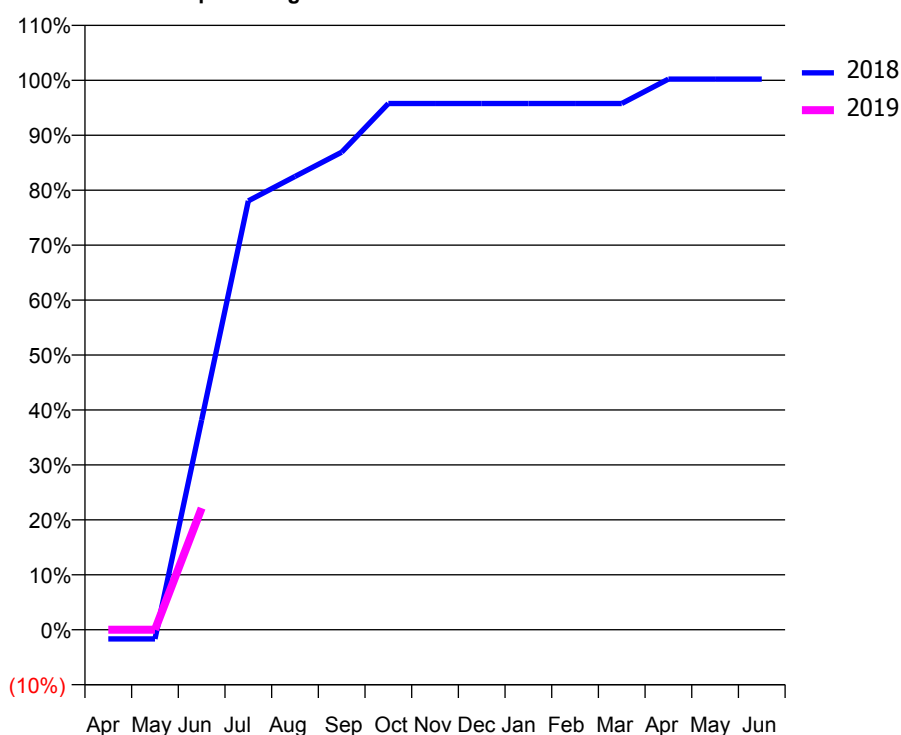
### Q58 - Vital Signs Orthodontic At a Glance Contract Report for 674591/0001 - June 2018

Name or company name	MR S POPAT	18/19 Contracted general activity (UDA)	0
Contract type name	PDS Contract	Carry forward general activity (UDA)	0
Purpose of contract	Orthodontic	18/19 Contracted orthodontic activity (UOA)	474
Contract start date	01/04/2006	Carry forward orthodontic activity (UOA)	0
Contract end date	31/03/2019	Baseline contract value	£29,572.83

ACCESS	Contract	England and Wales
24 month ratio of assessments to patient IDs	1.00	1.09

ACTIVITY	Contract
Contract assess and fit appliances (case starts) as a percentage of Area Team case starts	0.1 %

Cumulative percentage of contracted UOA delivered 2018 & 2019



Month	Adjusted Scheduled Activity (UOA)		
	2017	2018	2019
April	0	-8	0
May	126	-8	0
June	336	181	105
July	466	370	
August	466	391	
September	466	412	
October	466	454	
November	466	454	
December	466	454	
January	466	454	
February	466	454	
March	466	454	
April	466	475	
May	466	475	
June	466	475	

#### QUANTITY METRICS (rolling 12 month period)

	Contract Quantity	Contract Base Number	Contract *	Area Team	Region	England
% of all assessments that were assess and fit appliances (case starts)	19	19	100.0%	68.6%	57.8%	60.4%
% of all assessments that were assess and refuse	0	19	0.0%	8.9%	11.1%	11.4%
% of all assessments that were assess and review	0	19	0.0%	22.5%	31.1%	28.3%
% of case starts with a reported IOTN of 3 and Aesthetic Component of 5 or below	0	19	N/A	0.2%	0.1%	0.1%
% of case starts with a reported IOTN of 3 and Aesthetic Component of 6 or above	1	19	5.3%	5.5%	4.0%	4.0%
% of case starts with a reported IOTN of 4	15	19	78.9%	76.1%	76.4%	77.8%
% of case starts with a reported IOTN of 5	3	19	15.8%	17.9%	17.5%	16.7 %
% of concluded courses in receipt of dual-arch fixed appliances	17	19	89.5%	74.3%	70.3%	74.3%
% of concluded courses where treatment was abandoned or discontinued	1	19	5.3%	6.3%	8.3%	6.9%
% of patients satisfied with the treatment they have received	1	1	100.0%	96.1%	96.1%	95.7%

\* Figures in italics indicate that the base number is less than 100.

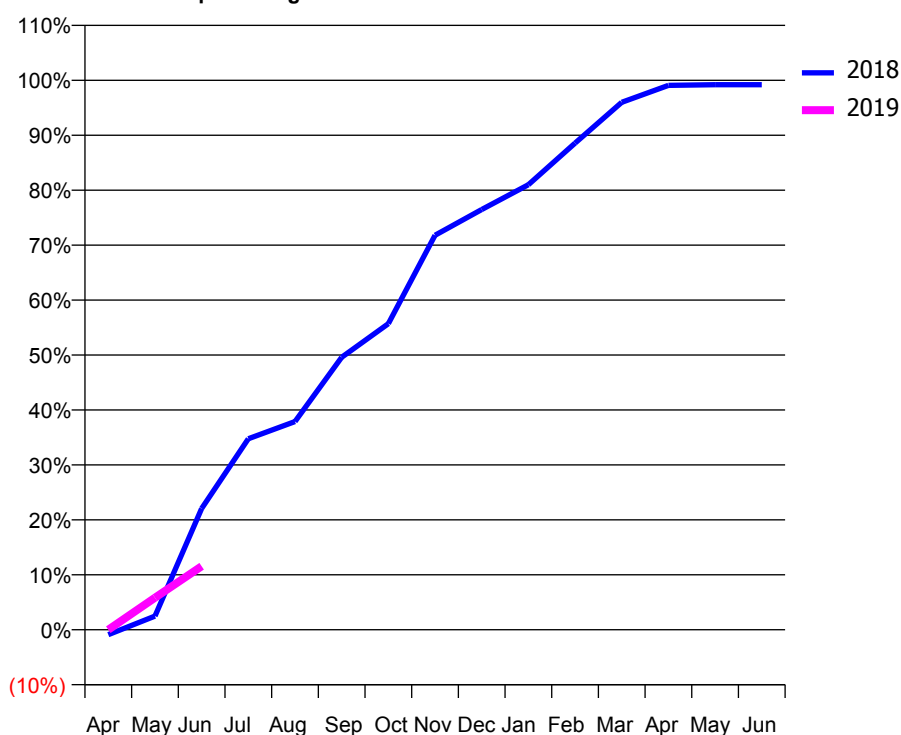
### Q58 - Vital Signs Orthodontic At a Glance Contract Report for 732656/0004 - June 2018

Name or company name	MR TS CLAYDON	18/19 Contracted general activity (UDA)	0
Contract type name	PDS Contract	Carry forward general activity (UDA)	0
Purpose of contract	Orthodontic	18/19 Contracted orthodontic activity (UOA)	1,522
Contract start date	01/04/2006	Carry forward orthodontic activity (UOA)	0
Contract end date	31/03/2019	Baseline contract value	£94,045.18

ACCESS	Contract	England and Wales
24 month ratio of assessments to patient IDs	1.04	1.09

ACTIVITY	Contract
Contract assess and fit appliances (case starts) as a percentage of Area Team case starts	0.4 %

Cumulative percentage of contracted UOA delivered 2018 & 2019



Month	Adjusted Scheduled Activity (UOA)		
	2017	2018	2019
April	0	-14	0
May	259	38	89
June	643	336	176
July	769	529	
August	904	577	
September	927	755	
October	1,013	848	
November	1,038	1,093	
December	1,129	1,164	
January	1,239	1,233	
February	1,325	1,348	
March	1,412	1,461	
April	1,412	1,508	
May	1,508	1,510	
June	1,508	1,510	

#### QUANTITY METRICS (rolling 12 month period)

	Contract Quantity	Contract Base Number	Contract *	Area Team	Region	England
% of all assessments that were assess and fit appliances (case starts)	66	127	52.0%	68.6%	57.8%	60.4%
% of all assessments that were assess and refuse	21	127	16.5%	8.9%	11.1%	11.4%
% of all assessments that were assess and review	40	127	31.5%	22.5%	31.1%	28.3%
% of case starts with a reported IOTN of 3 and Aesthetic Component of 5 or below	0	66	<i>N/A</i>	0.2%	0.1%	0.1%
% of case starts with a reported IOTN of 3 and Aesthetic Component of 6 or above	3	66	4.5%	5.5%	4.0%	4.0%
% of case starts with a reported IOTN of 4	58	66	87.9%	76.1%	76.4%	77.8%
% of case starts with a reported IOTN of 5	5	66	7.6%	17.9%	17.5%	16.7 %
% of concluded courses in receipt of dual-arch fixed appliances	18	23	78.3%	74.3%	70.3%	74.3%
% of concluded courses where treatment was abandoned or discontinued	0	23	0.0%	6.3%	8.3%	6.9%
% of patients satisfied with the treatment they have received	2	2	100.0%	96.1%	96.1%	95.7%

\* Figures in italics indicate that the base number is less than 100.



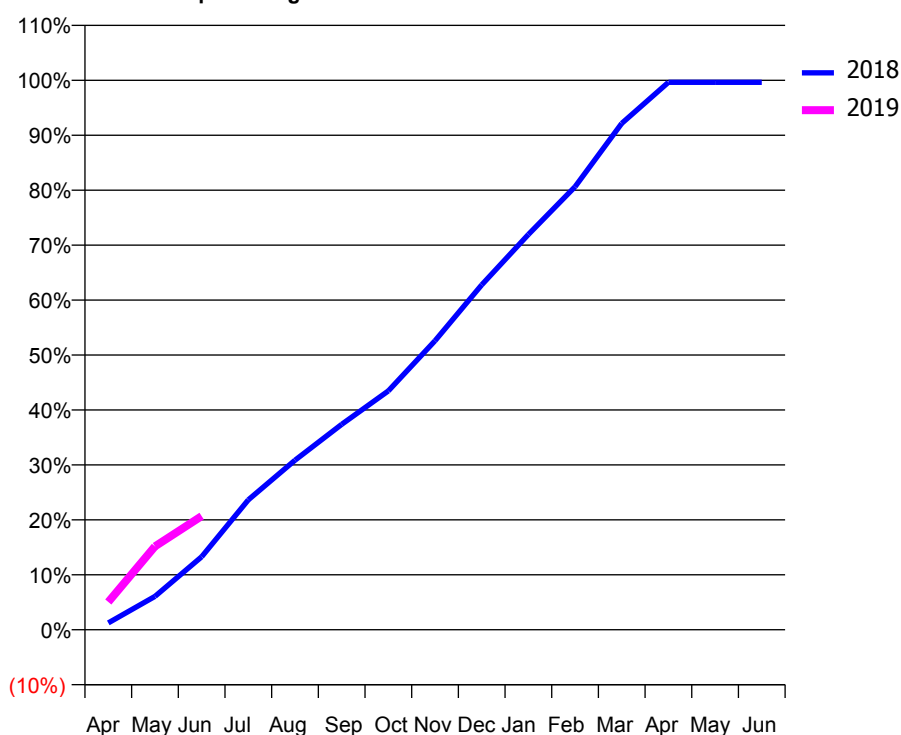
### Q58 - Vital Signs Orthodontic At a Glance Contract Report for 748897/0001 - June 2018

Name or company name	MR RM TOBIN	18/19 Contracted general activity (UDA)	0
Contract type name	PDS Contract	Carry forward general activity (UDA)	0
Purpose of contract	Orthodontic	18/19 Contracted orthodontic activity (UOA)	8,736
Contract start date	01/04/2006	Carry forward orthodontic activity (UOA)	0
Contract end date	31/03/2019	Baseline contract value	£574,030.53

ACCESS	Contract	England and Wales
24 month ratio of assessments to patient IDs	1.05	1.09

ACTIVITY	Contract
Contract assess and fit appliances (case starts) as a percentage of Area Team case starts	3.1 %

Cumulative percentage of contracted UOA delivered 2018 & 2019



Month	Adjusted Scheduled Activity (UOA)		
	2017	2018	2019
April	429	110	443
May	1,536	530	1,325
June	2,457	1,160	1,808
July	3,349	2,065	
August	3,648	2,695	
September	4,112	3,266	
October	4,605	3,797	
November	5,164	4,595	
December	5,655	5,483	
January	6,249	6,285	
February	6,927	7,043	
March	7,704	8,051	
April	8,359	8,704	
May	8,720	8,704	
June	8,720	8,704	

#### QUANTITY METRICS (rolling 12 month period)

	Contract Quantity	Contract Base Number	Contract *	Area Team	Region	England
% of all assessments that were assess and fit appliances (case starts)	457	457	100.0%	68.6%	57.8%	60.4%
% of all assessments that were assess and refuse	0	457	0.0%	8.9%	11.1%	11.4%
% of all assessments that were assess and review	0	457	0.0%	22.5%	31.1%	28.3%
% of case starts with a reported IOTN of 3 and Aesthetic Component of 5 or below	1	457	0.2%	0.2%	0.1%	0.1%
% of case starts with a reported IOTN of 3 and Aesthetic Component of 6 or above	41	457	9.0%	5.5%	4.0%	4.0%
% of case starts with a reported IOTN of 4	378	457	82.7%	76.1%	76.4%	77.8%
% of case starts with a reported IOTN of 5	36	457	7.9%	17.9%	17.5%	16.7 %
% of concluded courses in receipt of dual-arch fixed appliances	250	304	82.2%	74.3%	70.3%	74.3%
% of concluded courses where treatment was abandoned or discontinued	34	304	11.2%	6.3%	8.3%	6.9%
% of patients satisfied with the treatment they have received	7	7	100.0%	96.1%	96.1%	95.7%

\* Figures in italics indicate that the base number is less than 100.

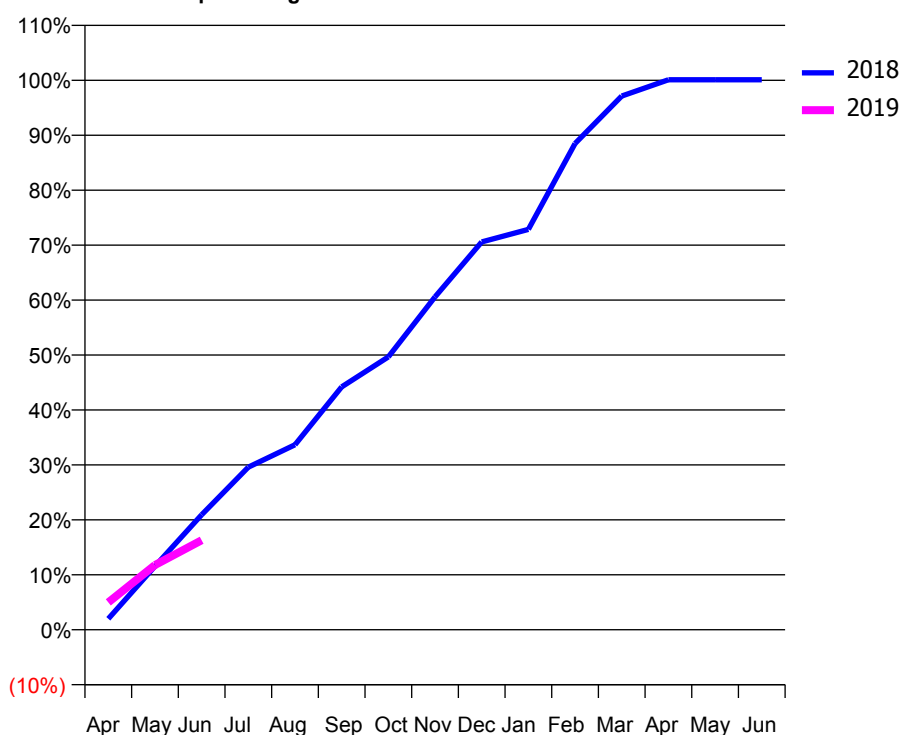
### Q58 - Vital Signs Orthodontic At a Glance Contract Report for 748897/0002 - June 2018

Name or company name	MR RM TOBIN	18/19 Contracted general activity (UDA)	0
Contract type name	PDS Contract	Carry forward general activity (UDA)	0
Purpose of contract	Orthodontic	18/19 Contracted orthodontic activity (UOA)	9,276
Contract start date	01/09/2008	Carry forward orthodontic activity (UOA)	0
Contract end date	31/03/2019	Baseline contract value	£573,964.27

ACCESS	Contract	England and Wales
24 month ratio of assessments to patient IDs	1.03	1.09

ACTIVITY	Contract
Contract assess and fit appliances (case starts) as a percentage of Area Team case starts	3.0 %

Cumulative percentage of contracted UOA delivered 2018 & 2019



Month	Adjusted Scheduled Activity (UOA)		
	2017	2018	2019
April	422	185	462
May	1,456	1,073	1,092
June	2,171	1,942	1,512
July	2,797	2,746	
August	3,135	3,124	
September	3,912	4,100	
October	4,803	4,606	
November	5,586	5,620	
December	6,354	6,546	
January	6,774	6,758	
February	7,683	8,209	
March	8,636	9,009	
April	9,272	9,284	
May	9,272	9,284	
June	9,272	9,284	

#### QUANTITY METRICS (rolling 12 month period)

	Contract Quantity	Contract Base Number	Contract *	Area Team	Region	England
% of all assessments that were assess and fit appliances (case starts)	436	436	100.0%	68.6%	57.8%	60.4%
% of all assessments that were assess and refuse	0	436	0.0%	8.9%	11.1%	11.4%
% of all assessments that were assess and review	0	436	0.0%	22.5%	31.1%	28.3%
% of case starts with a reported IOTN of 3 and Aesthetic Component of 5 or below	0	436	N/A	0.2%	0.1%	0.1%
% of case starts with a reported IOTN of 3 and Aesthetic Component of 6 or above	19	436	4.4%	5.5%	4.0%	4.0%
% of case starts with a reported IOTN of 4	353	436	81.0%	76.1%	76.4%	77.8%
% of case starts with a reported IOTN of 5	61	436	14.0%	17.9%	17.5%	16.7 %
% of concluded courses in receipt of dual-arch fixed appliances	190	370	51.4%	74.3%	70.3%	74.3%
% of concluded courses where treatment was abandoned or discontinued	17	370	4.6%	6.3%	8.3%	6.9%
% of patients satisfied with the treatment they have received	11	11	100.0%	96.1%	96.1%	95.7%

\* Figures in italics indicate that the base number is less than 100.

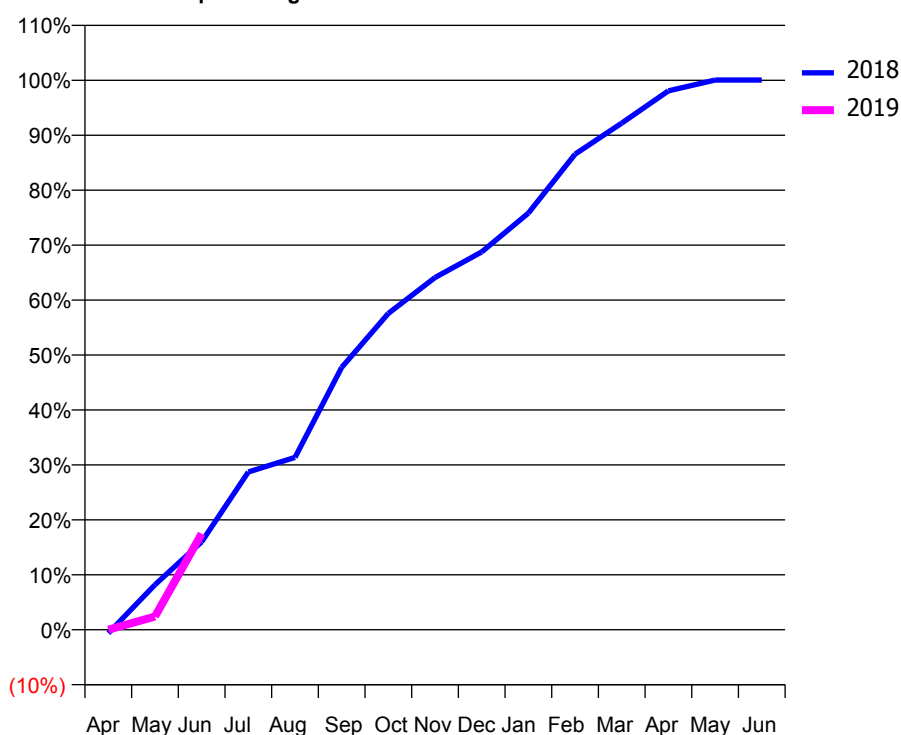
### Q58 - Vital Signs Orthodontic At a Glance Contract Report for 750344/0001 - June 2018

Name or company name	MISS LH PIETERSEN	18/19 Contracted general activity (UDA)	0
Contract type name	PDS Contract	Carry forward general activity (UDA)	0
Purpose of contract	Orthodontic	18/19 Contracted orthodontic activity (UOA)	15,976
Contract start date	01/04/2006	Carry forward orthodontic activity (UOA)	0
Contract end date	31/03/2019	Baseline contract value	£996,117.53

ACCESS	Contract	England and Wales
24 month ratio of assessments to patient IDs	1.02	1.09

ACTIVITY	Contract
Contract assess and fit appliances (case starts) as a percentage of Area Team case starts	5.7 %

Cumulative percentage of contracted UOA delivered 2018 & 2019



Month	Adjusted Scheduled Activity (UOA)		
	2017	2018	2019
April	-52	-101	0
May	397	1,310	386
June	607	2,557	2,792
July	1,434	4,590	
August	2,236	5,010	
September	2,836	7,626	
October	3,806	9,198	
November	8,821	10,240	
December	9,564	10,987	
January	9,900	12,112	
February	11,138	13,828	
March	11,436	14,730	
April	12,951	15,669	
May	15,875	15,984	
June	15,875	15,984	

#### QUANTITY METRICS (rolling 12 month period)

	Contract Quantity	Contract Base Number	Contract *	Area Team	Region	England
% of all assessments that were assess and fit appliances (case starts)	838	918	91.3%	68.6%	57.8%	60.4%
% of all assessments that were assess and refuse	6	918	0.7%	8.9%	11.1%	11.4%
% of all assessments that were assess and review	74	918	8.1%	22.5%	31.1%	28.3%
% of case starts with a reported IOTN of 3 and Aesthetic Component of 5 or below	0	838	N/A	0.2%	0.1%	0.1%
% of case starts with a reported IOTN of 3 and Aesthetic Component of 6 or above	112	838	13.4%	5.5%	4.0%	4.0%
% of case starts with a reported IOTN of 4	588	838	70.2%	76.1%	76.4%	77.8%
% of case starts with a reported IOTN of 5	137	838	16.3%	17.9%	17.5%	16.7 %
% of concluded courses in receipt of dual-arch fixed appliances	596	936	63.7%	74.3%	70.3%	74.3%
% of concluded courses where treatment was abandoned or discontinued	40	936	4.3%	6.3%	8.3%	6.9%
% of patients satisfied with the treatment they have received	25	25	100.0%	96.1%	96.1%	95.7%

\* Figures in italics indicate that the base number is less than 100.

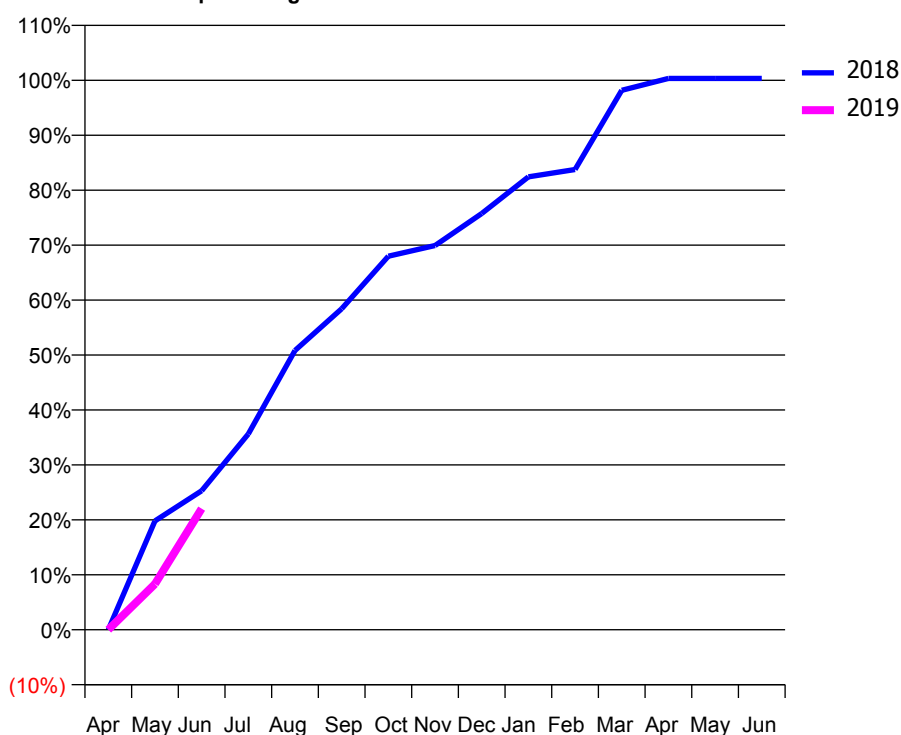
### Q58 - Vital Signs Orthodontic At a Glance Contract Report for 763950/0001 - June 2018

Name or company name	Ortho Hemel Limited	18/19 Contracted general activity (UDA)	0
Contract type name	PDS Contract	Carry forward general activity (UDA)	0
Purpose of contract	Orthodontic	18/19 Contracted orthodontic activity (UOA)	6,984
Contract start date	01/04/2006	Carry forward orthodontic activity (UOA)	0
Contract end date	31/03/2019	Baseline contract value	£435,472.31

ACCESS	Contract	England and Wales
24 month ratio of assessments to patient IDs	1.04	1.09

ACTIVITY	Contract
Contract assess and fit appliances (case starts) as a percentage of Area Team case starts	2.2 %

Cumulative percentage of contracted UOA delivered 2018 & 2019



Month	Adjusted Scheduled Activity (UOA)		
	2017	2018	2019
April	-52	0	0
May	2,075	1,384	582
June	2,778	1,766	1,540
July	3,471	2,489	
August	4,028	3,550	
September	4,521	4,081	
October	4,828	4,748	
November	5,690	4,884	
December	5,980	5,290	
January	6,285	5,756	
February	6,611	5,849	
March	6,918	6,857	
April	7,003	7,007	
May	7,003	7,007	
June	7,003	7,007	

#### QUANTITY METRICS (rolling 12 month period)

	Contract Quantity	Contract Base Number	Contract *	Area Team	Region	England
% of all assessments that were assess and fit appliances (case starts)	323	452	71.5%	68.6%	57.8%	60.4%
% of all assessments that were assess and refuse	13	452	2.9%	8.9%	11.1%	11.4%
% of all assessments that were assess and review	116	452	25.7%	22.5%	31.1%	28.3%
% of case starts with a reported IOTN of 3 and Aesthetic Component of 5 or below	0	323	N/A	0.2%	0.1%	0.1%
% of case starts with a reported IOTN of 3 and Aesthetic Component of 6 or above	1	323	0.3%	5.5%	4.0%	4.0%
% of case starts with a reported IOTN of 4	277	323	85.8%	76.1%	76.4%	77.8%
% of case starts with a reported IOTN of 5	43	323	13.3%	17.9%	17.5%	16.7 %
% of concluded courses in receipt of dual-arch fixed appliances	291	315	92.4%	74.3%	70.3%	74.3%
% of concluded courses where treatment was abandoned or discontinued	15	315	4.8%	6.3%	8.3%	6.9%
% of patients satisfied with the treatment they have received	8	8	100.0%	96.1%	96.1%	95.7%

\* Figures in italics indicate that the base number is less than 100.

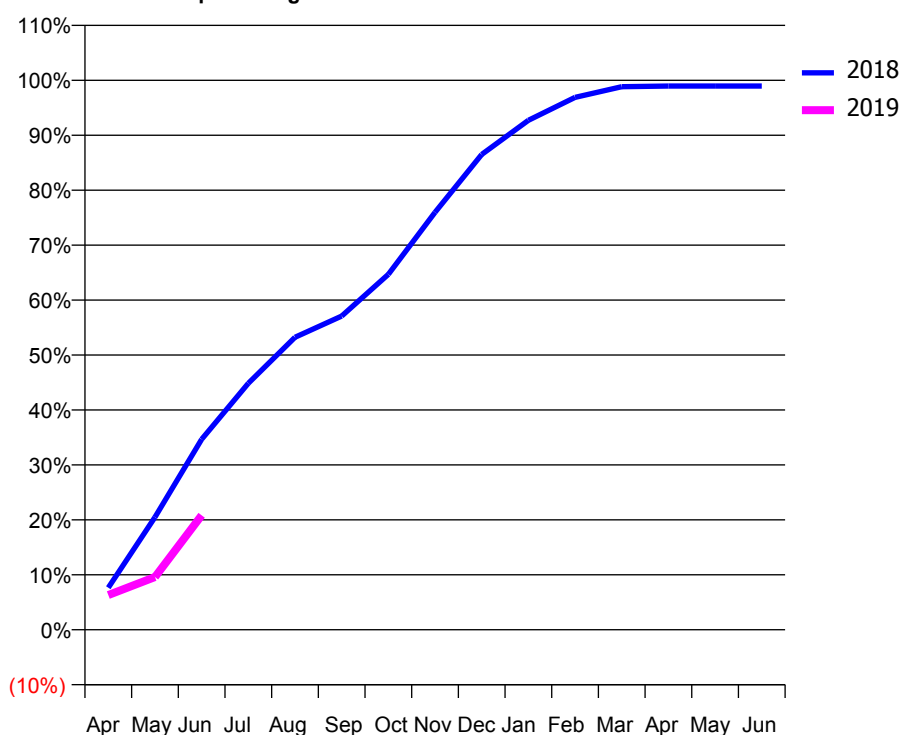
### Q58 - Vital Signs Orthodontic At a Glance Contract Report for 819107/0001 - June 2018

Name or company name	MR JS EVANS	18/19 Contracted general activity (UDA)	0
Contract type name	PDS Contract	Carry forward general activity (UDA)	0
Purpose of contract	Orthodontic	18/19 Contracted orthodontic activity (UOA)	6,600
Contract start date	01/04/2006	Carry forward orthodontic activity (UOA)	0
Contract end date	31/03/2025	Baseline contract value	£439,693.27

ACCESS	Contract	England and Wales
24 month ratio of assessments to patient IDs	1.01	1.09

ACTIVITY	Contract
Contract assess and fit appliances (case starts) as a percentage of Area Team case starts	1.8 %

Cumulative percentage of contracted UOA delivered 2018 & 2019



Month	Adjusted Scheduled Activity (UOA)		
	2017	2018	2019
April	415	505	418
May	1,410	1,353	634
June	1,849	2,288	1,375
July	2,258	2,960	
August	2,626	3,513	
September	3,229	3,768	
October	3,886	4,269	
November	4,587	5,014	
December	5,053	5,709	
January	5,588	6,119	
February	6,419	6,395	
March	6,586	6,522	
April	6,670	6,530	
May	6,670	6,530	
June	6,670	6,531	

#### QUANTITY METRICS (rolling 12 month period)

	Contract Quantity	Contract Base Number	Contract *	Area Team	Region	England
% of all assessments that were assess and fit appliances (case starts)	265	503	52.7%	68.6%	57.8%	60.4%
% of all assessments that were assess and refuse	194	503	38.6%	8.9%	11.1%	11.4%
% of all assessments that were assess and review	44	503	8.7%	22.5%	31.1%	28.3%
% of case starts with a reported IOTN of 3 and Aesthetic Component of 5 or below	0	265	N/A	0.2%	0.1%	0.1%
% of case starts with a reported IOTN of 3 and Aesthetic Component of 6 or above	16	265	6.0%	5.5%	4.0%	4.0%
% of case starts with a reported IOTN of 4	163	265	61.5%	76.1%	76.4%	77.8%
% of case starts with a reported IOTN of 5	84	265	31.7%	17.9%	17.5%	16.7 %
% of concluded courses in receipt of dual-arch fixed appliances	237	257	92.2%	74.3%	70.3%	74.3%
% of concluded courses where treatment was abandoned or discontinued	13	257	5.1%	6.3%	8.3%	6.9%
% of patients satisfied with the treatment they have received	10	10	100.0%	96.1%	96.1%	95.7%

\* Figures in italics indicate that the base number is less than 100.

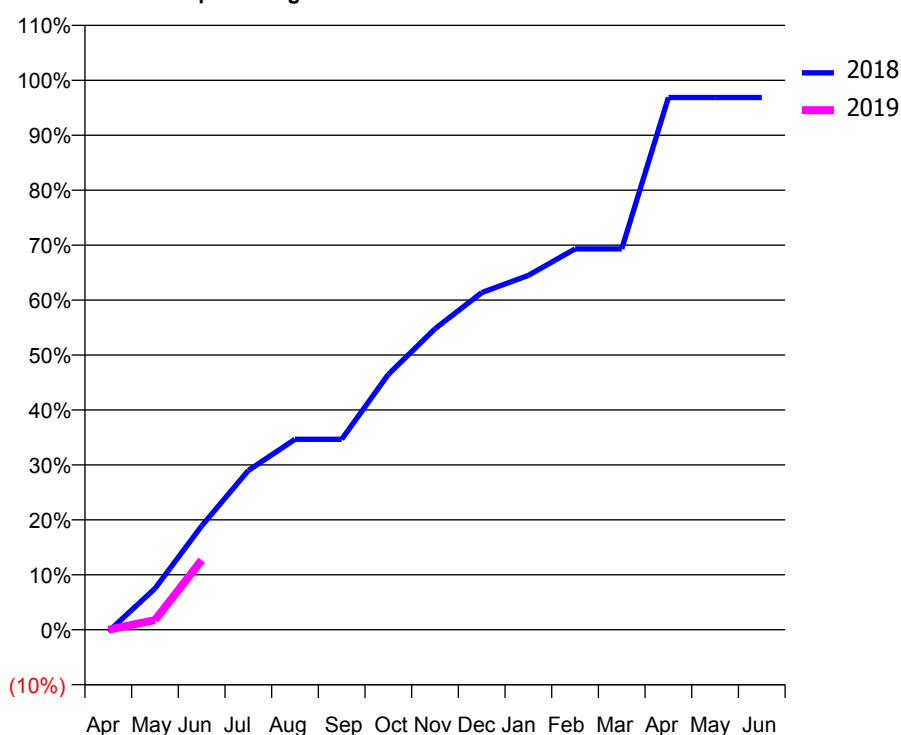
### Q58 - Vital Signs Orthodontic At a Glance Contract Report for 853038/0003 - June 2018

Name or company name	MR S WAGNER	18/19 Contracted general activity (UDA)	0
Contract type name	PDS Contract	Carry forward general activity (UDA)	0
Purpose of contract	Orthodontic	18/19 Contracted orthodontic activity (UOA)	4,800
Contract start date	01/02/2013	Carry forward orthodontic activity (UOA)	0
Contract end date	31/03/2019	Baseline contract value	£299,291.53

ACCESS	Contract	England and Wales
24 month ratio of assessments to patient IDs	1.01	1.09

ACTIVITY	Contract
Contract assess and fit appliances (case starts) as a percentage of Area Team case starts	1.4 %

Cumulative percentage of contracted UOA delivered 2018 & 2019



Month	Adjusted Scheduled Activity (UOA)		
	2017	2018	2019
April	0	-17	0
May	446	361	84
June	1,202	907	609
July	1,649	1,391	
August	1,883	1,664	
September	2,247	1,664	
October	2,442	2,231	
November	3,013	2,630	
December	3,570	2,945	
January	3,865	3,096	
February	4,160	3,327	
March	4,531	3,327	
April	4,783	4,650	
May	4,783	4,650	
June	4,783	4,650	

#### QUANTITY METRICS (rolling 12 month period)

	Contract Quantity	Contract Base Number	Contract *	Area Team	Region	England
% of all assessments that were assess and fit appliances (case starts)	208	208	100.0%	68.6%	57.8%	60.4%
% of all assessments that were assess and refuse	0	208	0.0%	8.9%	11.1%	11.4%
% of all assessments that were assess and review	0	208	0.0%	22.5%	31.1%	28.3%
% of case starts with a reported IOTN of 3 and Aesthetic Component of 5 or below	0	208	N/A	0.2%	0.1%	0.1%
% of case starts with a reported IOTN of 3 and Aesthetic Component of 6 or above	20	208	9.6%	5.5%	4.0%	4.0%
% of case starts with a reported IOTN of 4	153	208	73.6%	76.1%	76.4%	77.8%
% of case starts with a reported IOTN of 5	35	208	16.8%	17.9%	17.5%	16.7 %
% of concluded courses in receipt of dual-arch fixed appliances	189	221	85.5%	74.3%	70.3%	74.3%
% of concluded courses where treatment was abandoned or discontinued	24	221	10.9%	6.3%	8.3%	6.9%
% of patients satisfied with the treatment they have received	5	5	100.0%	96.1%	96.1%	95.7%

\* Figures in italics indicate that the base number is less than 100.

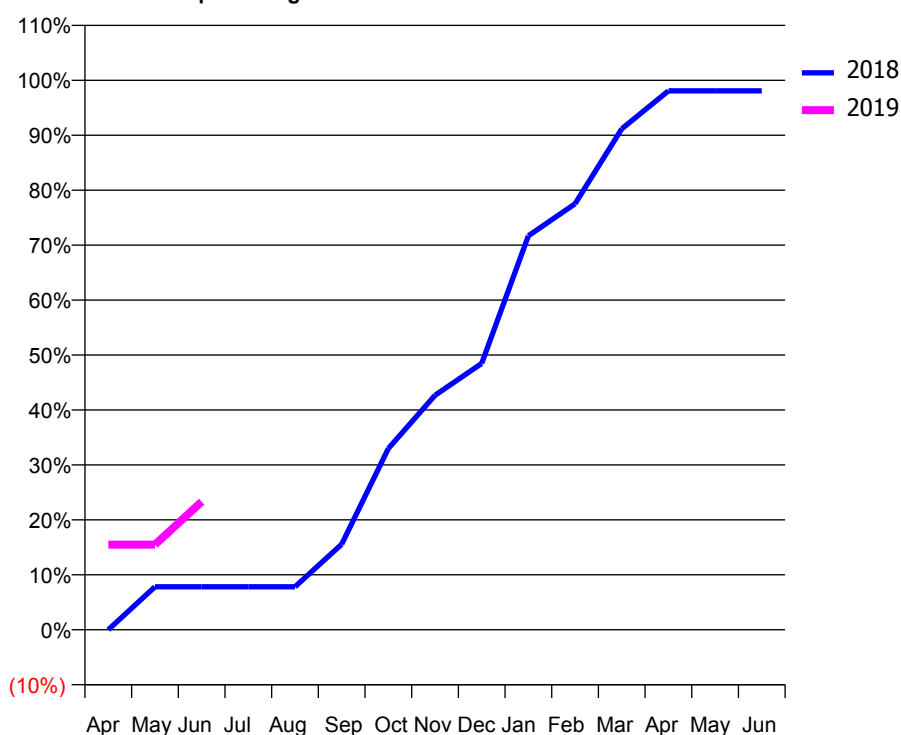
### Q58 - Vital Signs Orthodontic At a Glance Contract Report for 869732/0002 - June 2018

Name or company name	The Specialist Orthodontic Centre, Hertfordshire	18/19 Contracted general activity (UDA)	0
Contract type name	PDS Contract	Carry forward general activity (UDA)	0
Purpose of contract	Orthodontic	18/19 Contracted orthodontic activity (UOA)	1,085
Contract start date	30/03/2010	Carry forward orthodontic activity (UOA)	0
Contract end date	31/03/2019	Baseline contract value	£65,054.06

ACCESS	Contract	England and Wales
24 month ratio of assessments to patient IDs	1.04	1.09

ACTIVITY	Contract
Contract assess and fit appliances (case starts) as a percentage of Area Team case starts	0.4 %

Cumulative percentage of contracted UOA delivered 2018 & 2019



Month	Adjusted Scheduled Activity (UOA)		
	2017	2018	2019
April	65	0	168
May	178	85	168
June	266	85	253
July	322	85	
August	369	85	
September	584	169	
October	607	358	
November	649	463	
December	821	526	
January	865	778	
February	890	841	
March	1,019	989	
April	1,085	1,064	
May	1,085	1,064	
June	1,085	1,064	

#### QUANTITY METRICS (rolling 12 month period)

	Contract Quantity	Contract Base Number	Contract *	Area Team	Region	England
% of all assessments that were assess and fit appliances (case starts)	58	72	80.6%	68.6%	57.8%	60.4%
% of all assessments that were assess and refuse	6	72	8.3%	8.9%	11.1%	11.4%
% of all assessments that were assess and review	8	72	11.1%	22.5%	31.1%	28.3%
% of case starts with a reported IOTN of 3 and Aesthetic Component of 5 or below	0	58	N/A	0.2%	0.1%	0.1%
% of case starts with a reported IOTN of 3 and Aesthetic Component of 6 or above	0	58	N/A	5.5%	4.0%	4.0%
% of case starts with a reported IOTN of 4	48	58	82.8%	76.1%	76.4%	77.8%
% of case starts with a reported IOTN of 5	10	58	17.2%	17.9%	17.5%	16.7 %
% of concluded courses in receipt of dual-arch fixed appliances	14	41	34.1%	74.3%	70.3%	74.3%
% of concluded courses where treatment was abandoned or discontinued	4	41	9.8%	6.3%	8.3%	6.9%
% of patients satisfied with the treatment they have received	2	2	100.0%	96.1%	96.1%	95.7%

\* Figures in italics indicate that the base number is less than 100.

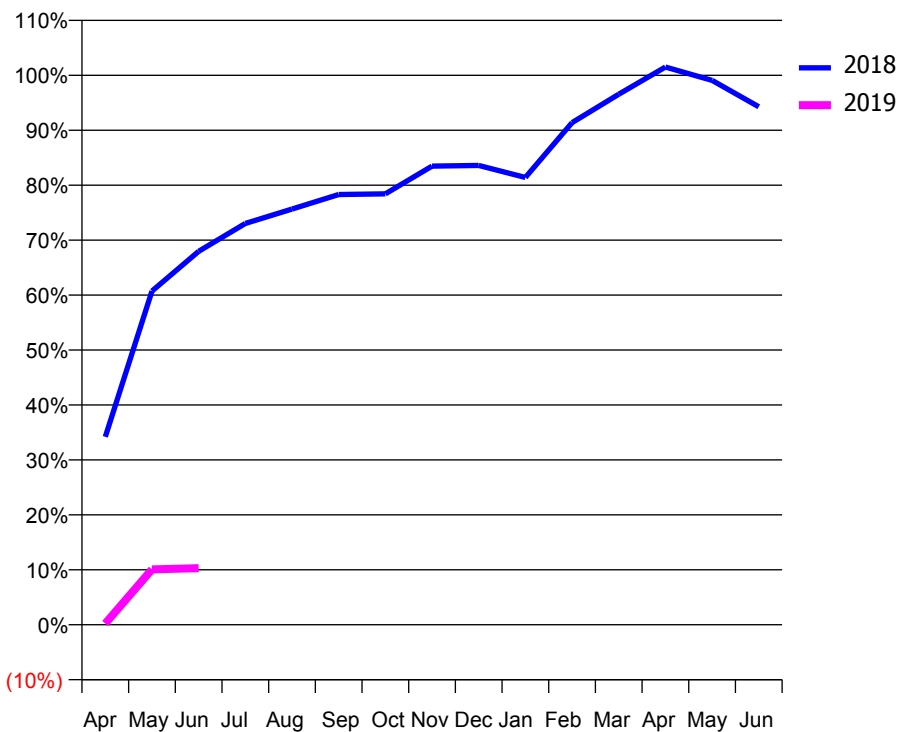
### Q58 - Vital Signs Orthodontic At a Glance Contract Report for 908312/0001 - June 2018

Name or company name	MR CW LEWIS	18/19 Contracted general activity (UDA)	450
Contract type name	GDS Contract	Carry forward general activity (UDA)	0
Purpose of contract	General and Orthodontic	18/19 Contracted orthodontic activity (UOA)	871
Contract start date	01/04/2006	Carry forward orthodontic activity (UOA)	0
Contract end date		Baseline contract value	£72,721.82

ACCESS	Contract	England and Wales
24 month ratio of assessments to patient IDs	1.26	1.09

ACTIVITY	Contract
Contract assess and fit appliances (case starts) as a percentage of Area Team case starts	0.2 %

Cumulative percentage of contracted UOA delivered 2018 & 2019



Month	Adjusted Scheduled Activity (UOA)		
	2017	2018	2019
April	278	298	2
May	472	529	88
June	559	592	90
July	646	636	
August	648	659	
September	802	682	
October	847	683	
November	853	727	
December	853	728	
January	879	709	
February	884	796	
March	908	841	
April	908	884	
May	912	863	
June	891	821	

#### QUANTITY METRICS (rolling 12 month period)

	Contract Quantity	Contract Base Number	Contract *	Area Team	Region	England
% of all assessments that were assess and fit appliances (case starts)	26	50	52.0%	68.6%	57.8%	60.4%
% of all assessments that were assess and refuse	4	50	8.0%	8.9%	11.1%	11.4%
% of all assessments that were assess and review	20	50	40.0%	22.5%	31.1%	28.3%
% of case starts with a reported IOTN of 3 and Aesthetic Component of 5 or below	0	26	N/A	0.2%	0.1%	0.1%
% of case starts with a reported IOTN of 3 and Aesthetic Component of 6 or above	1	26	3.8%	5.5%	4.0%	4.0%
% of case starts with a reported IOTN of 4	16	26	61.5%	76.1%	76.4%	77.8%
% of case starts with a reported IOTN of 5	9	26	34.6%	17.9%	17.5%	16.7 %
% of concluded courses in receipt of dual-arch fixed appliances	17	83	20.5%	74.3%	70.3%	74.3%
% of concluded courses where treatment was abandoned or discontinued	7	83	8.4%	6.3%	8.3%	6.9%
% of patients satisfied with the treatment they have received	0	0	N/A	96.1%	96.1%	95.7%

\* Figures in italics indicate that the base number is less than 100.



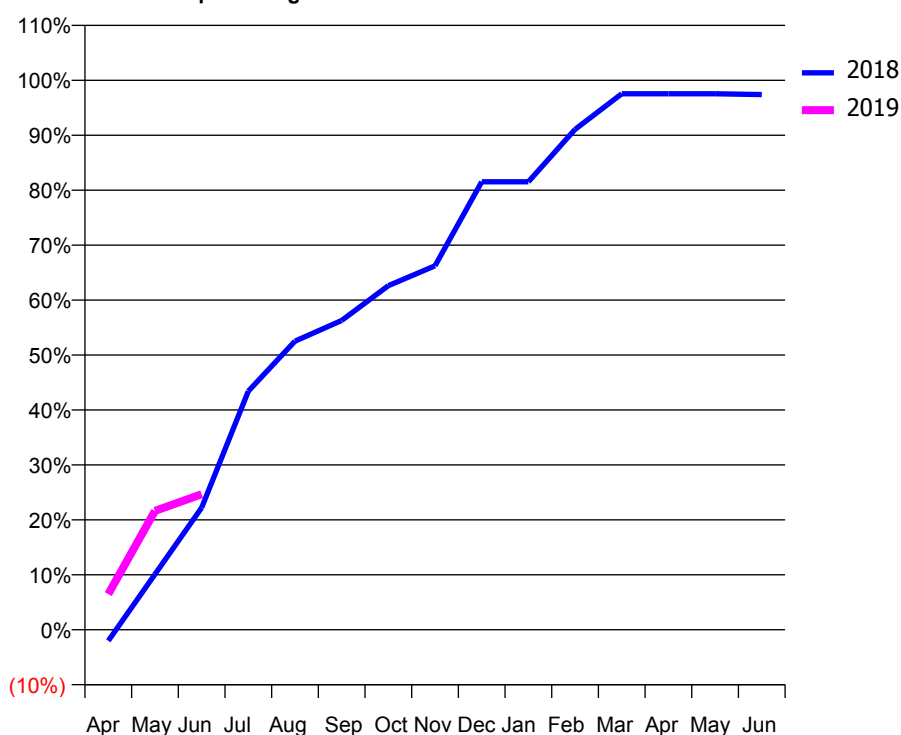
### Q58 - Vital Signs Orthodontic At a Glance Contract Report for 917125/0002 - June 2018

Name or company name	Facial Aesthetic (UK) Ltd	18/19 Contracted general activity (UDA)	0
Contract type name	GDS Contract	Carry forward general activity (UDA)	0
Purpose of contract	Orthodontic	18/19 Contracted orthodontic activity (UOA)	693
Contract start date	01/04/2006	Carry forward orthodontic activity (UOA)	0
Contract end date		Baseline contract value	£45,448.53

ACCESS	Contract	England and Wales
24 month ratio of assessments to patient IDs	1.07	1.09

ACTIVITY	Contract
Contract assess and fit appliances (case starts) as a percentage of Area Team case starts	0.2 %

Cumulative percentage of contracted UOA delivered 2018 & 2019



Month	Adjusted Scheduled Activity (UOA)		
	2017	2018	2019
April	36	-14	45
May	184	70	150
June	227	154	171
July	291	301	
August	335	364	
September	463	390	
October	484	434	
November	505	459	
December	568	565	
January	574	565	
February	616	631	
March	637	676	
April	679	676	
May	679	676	
June	679	675	

#### QUANTITY METRICS (rolling 12 month period)

	Contract Quantity	Contract Base Number	Contract *	Area Team	Region	England
% of all assessments that were assess and fit appliances (case starts)	32	55	58.2%	68.6%	57.8%	60.4%
% of all assessments that were assess and refuse	10	55	18.2%	8.9%	11.1%	11.4%
% of all assessments that were assess and review	13	55	23.6%	22.5%	31.1%	28.3%
% of case starts with a reported IOTN of 3 and Aesthetic Component of 5 or below	1	32	3.1%	0.2%	0.1%	0.1%
% of case starts with a reported IOTN of 3 and Aesthetic Component of 6 or above	1	32	3.1%	5.5%	4.0%	4.0%
% of case starts with a reported IOTN of 4	28	32	87.5%	76.1%	76.4%	77.8%
% of case starts with a reported IOTN of 5	2	32	6.3%	17.9%	17.5%	16.7%
% of concluded courses in receipt of dual-arch fixed appliances	25	27	92.6%	74.3%	70.3%	74.3%
% of concluded courses where treatment was abandoned or discontinued	2	27	7.4%	6.3%	8.3%	6.9%
% of patients satisfied with the treatment they have received	0	0	N/A	96.1%	96.1%	95.7%

\* Figures in italics indicate that the base number is less than 100.

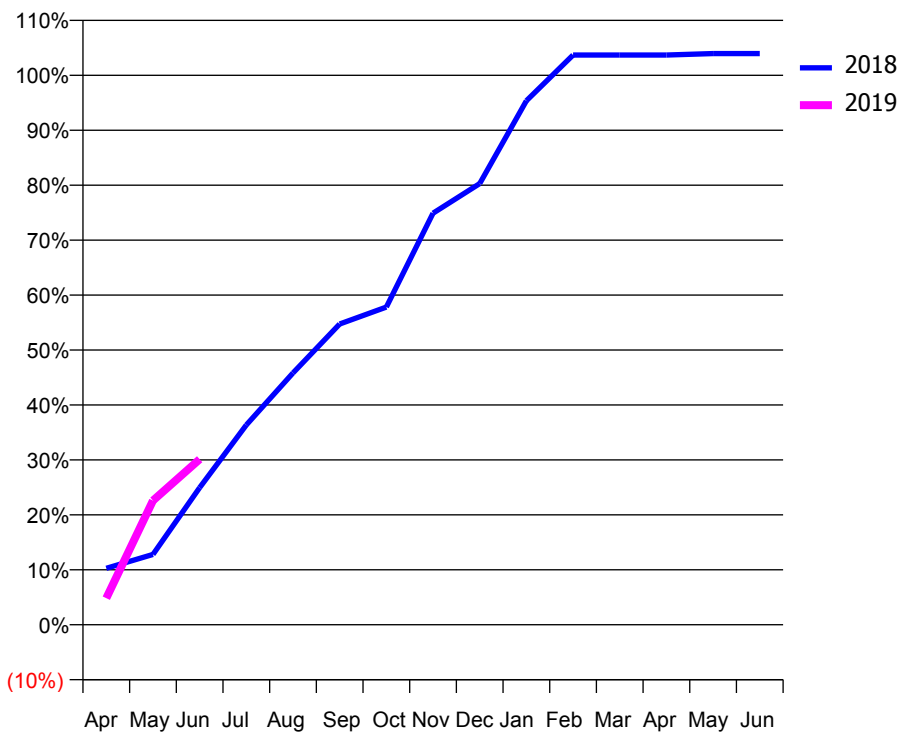
### Q58 - Vital Signs Orthodontic At a Glance Contract Report for 951277/0001 - June 2018

Name or company name	MS M REINACH	18/19 Contracted general activity (UDA)	0
Contract type name	PDS Contract	Carry forward general activity (UDA)	0
Purpose of contract	Orthodontic	18/19 Contracted orthodontic activity (UOA)	7,807
Contract start date	01/04/2006	Carry forward orthodontic activity (UOA)	0
Contract end date	31/03/2019	Baseline contract value	£486,789.82

ACCESS	Contract	England and Wales
24 month ratio of assessments to patient IDs	1.04	1.09

ACTIVITY	Contract
Contract assess and fit appliances (case starts) as a percentage of Area Team case starts	2.9 %

Cumulative percentage of contracted UOA delivered 2018 & 2019



Month	Adjusted Scheduled Activity (UOA)		
	2017	2018	2019
April	-19	802	378
May	199	999	1,764
June	598	1,948	2,352
July	1,278	2,838	
August	1,933	3,577	
September	2,483	4,274	
October	3,612	4,513	
November	4,179	5,848	
December	4,809	6,268	
January	5,612	7,444	
February	6,015	8,095	
March	7,299	8,095	
April	7,857	8,095	
May	7,857	8,116	
June	7,857	8,116	

#### QUANTITY METRICS (rolling 12 month period)

	Contract Quantity	Contract Base Number	Contract *	Area Team	Region	England
% of all assessments that were assess and fit appliances (case starts)	432	432	100.0%	68.6%	57.8%	60.4%
% of all assessments that were assess and refuse	0	432	0.0%	8.9%	11.1%	11.4%
% of all assessments that were assess and review	0	432	0.0%	22.5%	31.1%	28.3%
% of case starts with a reported IOTN of 3 and Aesthetic Component of 5 or below	0	432	N/A	0.2%	0.1%	0.1%
% of case starts with a reported IOTN of 3 and Aesthetic Component of 6 or above	60	432	13.9%	5.5%	4.0%	4.0%
% of case starts with a reported IOTN of 4	306	432	70.8%	76.1%	76.4%	77.8%
% of case starts with a reported IOTN of 5	66	432	15.3%	17.9%	17.5%	16.7 %
% of concluded courses in receipt of dual-arch fixed appliances	2	345	0.6%	74.3%	70.3%	74.3%
% of concluded courses where treatment was abandoned or discontinued	34	345	9.9%	6.3%	8.3%	6.9%
% of patients satisfied with the treatment they have received	11	12	91.7%	96.1%	96.1%	95.7%

\* Figures in italics indicate that the base number is less than 100.

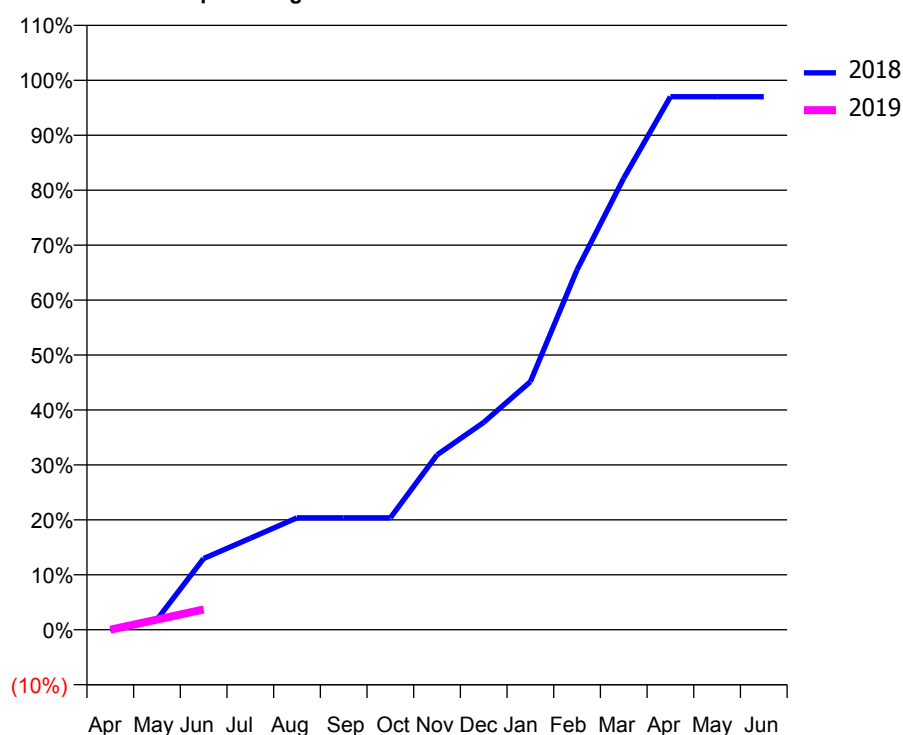
### Q59 - Vital Signs Orthodontic At a Glance Contract Report for 101281/0034 - June 2018

Name or company name	OASIS DENTAL CARE LTD	18/19 Contracted general activity (UDA)	7,246
Contract type name	GDS Contract	Carry forward general activity (UDA)	0
Purpose of contract	General and Orthodontic	18/19 Contracted orthodontic activity (UOA)	1,134
Contract start date	01/04/2006	Carry forward orthodontic activity (UOA)	0
Contract end date		Baseline contract value	£249,897.09

ACCESS	Contract	England and Wales
24 month ratio of assessments to patient IDs	1.00	1.09

ACTIVITY	Contract
Contract assess and fit appliances (case starts) as a percentage of Area Team case starts	1.0 %

Cumulative percentage of contracted UOA delivered 2018 & 2019



Month	Adjusted Scheduled Activity (UOA)		
	2017	2018	2019
April	0	0	0
May	21	21	21
June	42	147	42
July	63	189	
August	63	231	
September	147	231	
October	210	231	
November	252	361	
December	336	428	
January	613	512	
February	634	743	
March	974	932	
April	1,079	1,100	
May	1,079	1,100	
June	1,079	1,100	

#### QUANTITY METRICS (rolling 12 month period)

	Contract Quantity	Contract Base Number	Contract *	Area Team	Region	England
% of all assessments that were assess and fit appliances (case starts)	49	49	100.0%	62.4%	57.8%	60.4%
% of all assessments that were assess and refuse	0	49	0.0%	9.1%	11.1%	11.4%
% of all assessments that were assess and review	0	49	0.0%	28.5%	31.1%	28.3%
% of case starts with a reported IOTN of 3 and Aesthetic Component of 5 or below	0	49	N/A	0.1%	0.1%	0.1%
% of case starts with a reported IOTN of 3 and Aesthetic Component of 6 or above	4	49	8.2%	2.7%	4.0%	4.0%
% of case starts with a reported IOTN of 4	41	49	83.7%	73.4%	76.4%	77.8%
% of case starts with a reported IOTN of 5	4	49	8.2%	22.8%	17.5%	16.7 %
% of concluded courses in receipt of dual-arch fixed appliances	11	29	37.9%	62.0%	70.3%	74.3%
% of concluded courses where treatment was abandoned or discontinued	1	29	3.4%	7.5%	8.3%	6.9%
% of patients satisfied with the treatment they have received	0	0	N/A	95.1%	96.1%	95.7%

\* Figures in italics indicate that the base number is less than 100.

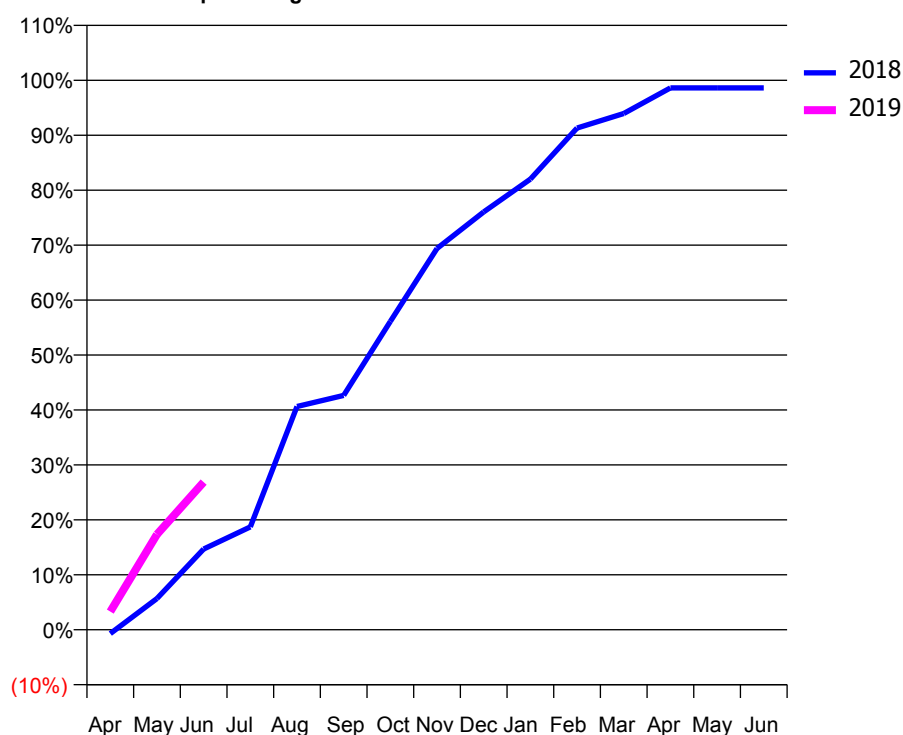
### Q59 - Vital Signs Orthodontic At a Glance Contract Report for 101281/0077 - June 2018

Name or company name	OASIS DENTAL CARE LTD	18/19 Contracted general activity (UDA)	33,200
Contract type name	GDS Contract	Carry forward general activity (UDA)	0
Purpose of contract	General and Orthodontic	18/19 Contracted orthodontic activity (UOA)	3,163
Contract start date	01/04/2006	Carry forward orthodontic activity (UOA)	0
Contract end date		Baseline contract value	£952,478.39

ACCESS	Contract	England and Wales
24 month ratio of assessments to patient IDs	1.10	1.09

ACTIVITY	Contract
Contract assess and fit appliances (case starts) as a percentage of Area Team case starts	3.4 %

Cumulative percentage of contracted UOA delivered 2018 & 2019



Month	Adjusted Scheduled Activity (UOA)		
	2017	2018	2019
April	464	-23	105
May	618	180	549
June	787	465	850
July	1,018	592	
August	1,102	1,285	
September	1,460	1,349	
October	1,775	1,775	
November	2,090	2,195	
December	2,258	2,405	
January	2,524	2,594	
February	2,825	2,888	
March	3,007	2,972	
April	3,123	3,119	
May	3,123	3,119	
June	3,123	3,119	

### QUANTITY METRICS (rolling 12 month period)

	Contract Quantity	Contract Base Number	Contract *	Area Team	Region	England
% of all assessments that were assess and fit appliances (case starts)	169	185	91.4%	62.4%	57.8%	60.4%
% of all assessments that were assess and refuse	1	185	0.5%	9.1%	11.1%	11.4%
% of all assessments that were assess and review	15	185	8.1%	28.5%	31.1%	28.3%
% of case starts with a reported IOTN of 3 and Aesthetic Component of 5 or below	0	169	N/A	0.1%	0.1%	0.1%
% of case starts with a reported IOTN of 3 and Aesthetic Component of 6 or above	2	169	1.2%	2.7%	4.0%	4.0%
% of case starts with a reported IOTN of 4	135	169	79.9%	73.4%	76.4%	77.8%
% of case starts with a reported IOTN of 5	13	169	7.7%	22.8%	17.5%	16.7%
% of concluded courses in receipt of dual-arch fixed appliances	169	189	89.4%	62.0%	70.3%	74.3%
% of concluded courses where treatment was abandoned or discontinued	12	189	6.3%	7.5%	8.3%	6.9%
% of patients satisfied with the treatment they have received	10	10	100.0%	95.1%	96.1%	95.7%

\* Figures in italics indicate that the base number is less than 100.

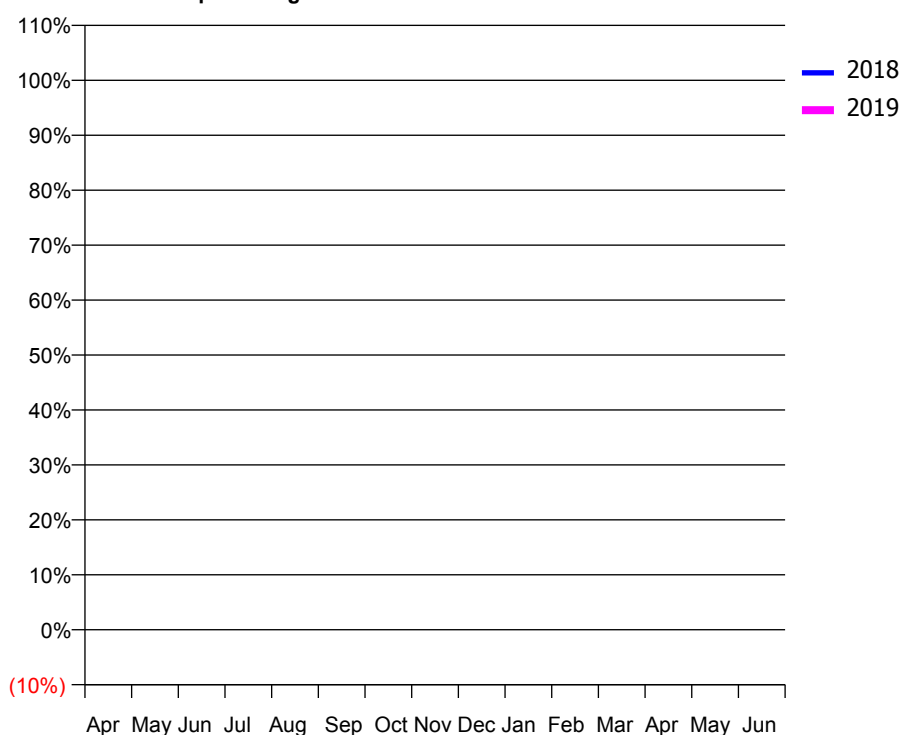
### Q59 - Vital Signs Orthodontic At a Glance Contract Report for 104213/0002 - June 2018

Name or company name	Clearly Orthodontics Limited	18/19 Contracted general activity (UDA)	0
Contract type name	PDS Contract	Carry forward general activity (UDA)	0
Purpose of contract	Orthodontic	18/19 Contracted orthodontic activity (UOA)	0
Contract start date	01/07/2015	Carry forward orthodontic activity (UOA)	0
Contract end date	31/03/2019	Baseline contract value	£75,222.00

ACCESS	Contract	England and Wales
24 month ratio of assessments to patient IDs	1.05	1.09

ACTIVITY	Contract
Contract assess and fit appliances (case starts) as a percentage of Area Team case starts	2.7 %

Cumulative percentage of contracted UOA delivered 2018 & 2019



Month	Adjusted Scheduled Activity (UOA)		
	2017	2018	2019
April	0	21	21
May	256	128	263
June	387	128	462
July	1,047	451	
August	1,220	451	
September	1,331	833	
October	1,510	833	
November	1,916	1,066	
December	2,224	1,299	
January	2,572	1,558	
February	2,783	1,712	
March	3,004	1,977	
April	3,308	2,418	
May	3,316	2,433	
June	3,316	2,434	

#### QUANTITY METRICS (rolling 12 month period)

	Contract Quantity	Contract Base Number	Contract *	Area Team	Region	England
% of all assessments that were assess and fit appliances (case starts)	133	214	62.1%	62.4%	57.8%	60.4%
% of all assessments that were assess and refuse	1	214	0.5%	9.1%	11.1%	11.4%
% of all assessments that were assess and review	80	214	37.4%	28.5%	31.1%	28.3%
% of case starts with a reported IOTN of 3 and Aesthetic Component of 5 or below	0	133	N/A	0.1%	0.1%	0.1%
% of case starts with a reported IOTN of 3 and Aesthetic Component of 6 or above	0	133	N/A	2.7%	4.0%	4.0%
% of case starts with a reported IOTN of 4	10	133	7.5%	73.4%	76.4%	77.8%
% of case starts with a reported IOTN of 5	123	133	92.5%	22.8%	17.5%	16.7 %
% of concluded courses in receipt of dual-arch fixed appliances	0	0	N/A	62.0%	70.3%	74.3%
% of concluded courses where treatment was abandoned or discontinued	0	0	N/A	7.5%	8.3%	6.9%
% of patients satisfied with the treatment they have received	2	2	100.0%	95.1%	96.1%	95.7%

\* Figures in italics indicate that the base number is less than 100.

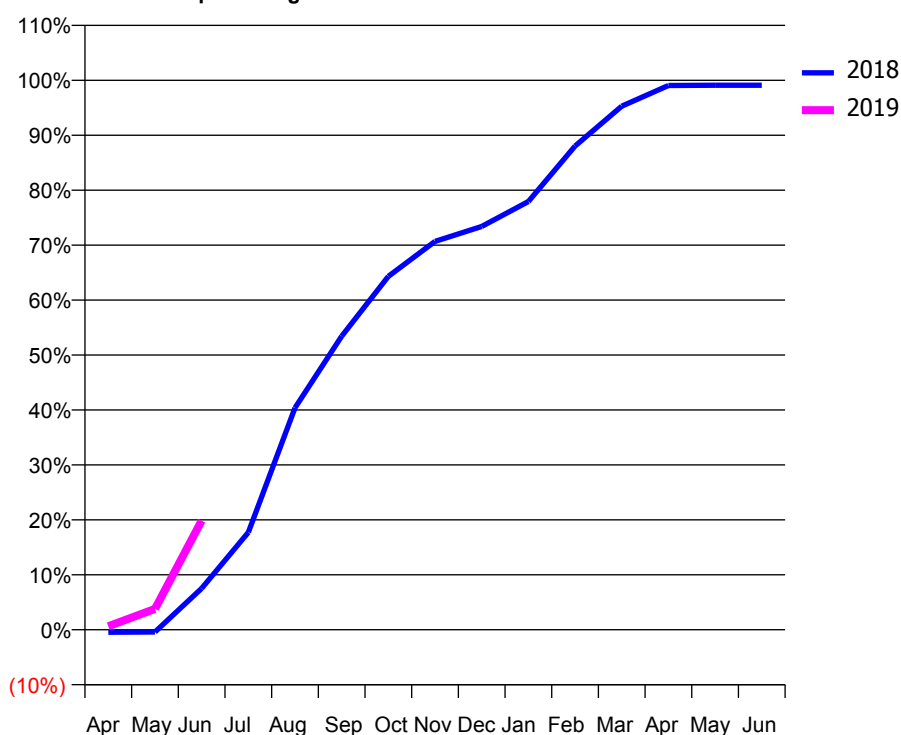
### Q59 - Vital Signs Orthodontic At a Glance Contract Report for 117250/0002 - June 2018

Name or company name	Hallcross Dental Practices Limited	18/19 Contracted general activity (UDA)	0
Contract type name	PDS Contract	Carry forward general activity (UDA)	0
Purpose of contract	General and Orthodontic	18/19 Contracted orthodontic activity (UOA)	2,291
Contract start date	01/04/2008	Carry forward orthodontic activity (UOA)	0
Contract end date	31/03/2019	Baseline contract value	£154,337.27

ACCESS	Contract	England and Wales
24 month ratio of assessments to patient IDs	1.00	1.09

ACTIVITY	Contract
Contract assess and fit appliances (case starts) as a percentage of Area Team case starts	2.4 %

Cumulative percentage of contracted UOA delivered 2018 & 2019



Month	Adjusted Scheduled Activity (UOA)		
	2017	2018	2019
April	-34	-11	15
May	277	-10	87
June	1,209	174	455
July	1,781	410	
August	1,871	934	
September	1,969	1,235	
October	1,995	1,487	
November	2,155	1,634	
December	2,155	1,697	
January	2,155	1,802	
February	2,239	2,035	
March	2,260	2,203	
April	2,280	2,290	
May	2,280	2,291	
June	2,280	2,291	

#### QUANTITY METRICS (rolling 12 month period)

	Contract Quantity	Contract Base Number	Contract *	Area Team	Region	England
% of all assessments that were assess and fit appliances (case starts)	119	258	46.1%	62.4%	57.8%	60.4%
% of all assessments that were assess and refuse	16	258	6.2%	9.1%	11.1%	11.4%
% of all assessments that were assess and review	123	258	47.7%	28.5%	31.1%	28.3%
% of case starts with a reported IOTN of 3 and Aesthetic Component of 5 or below	0	119	N/A	0.1%	0.1%	0.1%
% of case starts with a reported IOTN of 3 and Aesthetic Component of 6 or above	4	119	3.4%	2.7%	4.0%	4.0%
% of case starts with a reported IOTN of 4	105	119	88.2%	73.4%	76.4%	77.8%
% of case starts with a reported IOTN of 5	2	119	1.7%	22.8%	17.5%	16.7 %
% of concluded courses in receipt of dual-arch fixed appliances	71	109	65.1%	62.0%	70.3%	74.3%
% of concluded courses where treatment was abandoned or discontinued	5	109	4.6%	7.5%	8.3%	6.9%
% of patients satisfied with the treatment they have received	3	3	100.0%	95.1%	96.1%	95.7%

\* Figures in italics indicate that the base number is less than 100.

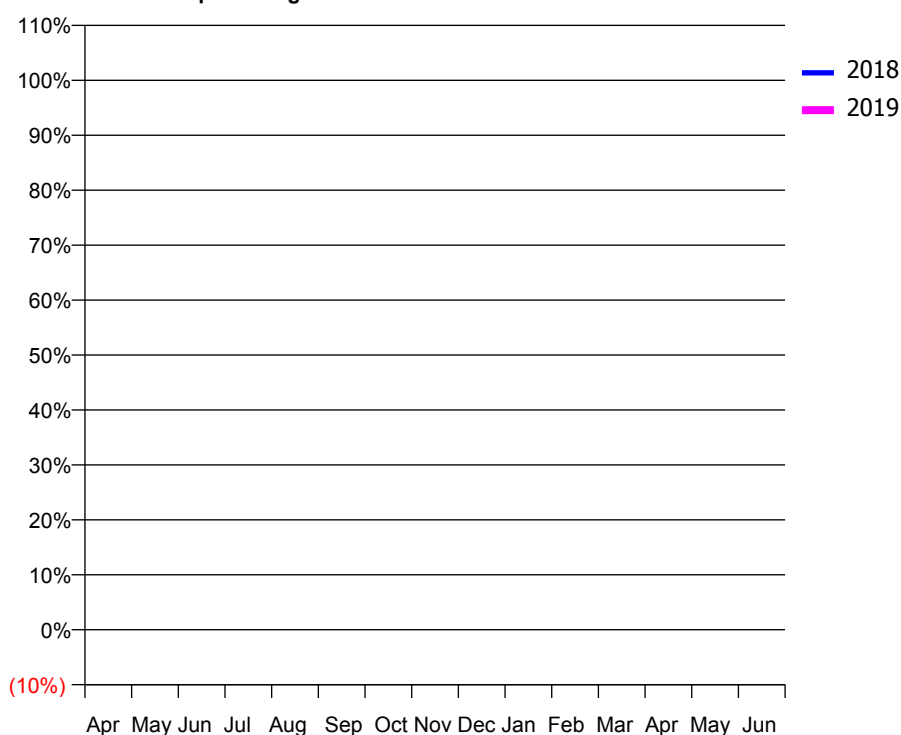
### Q59 - Vital Signs Orthodontic At a Glance Contract Report for 117250/0005 - June 2018

Name or company name	Hallcross Dental Practices Limited	18/19 Contracted general activity (UDA)	0
Contract type name	PDS Contract	Carry forward general activity (UDA)	0
Purpose of contract	General and Orthodontic	18/19 Contracted orthodontic activity (UOA)	0
Contract start date	01/01/2012	Carry forward orthodontic activity (UOA)	0
Contract end date	31/03/2019	Baseline contract value	£56,888.02

ACCESS	Contract	England and Wales
24 month ratio of assessments to patient IDs	1.05	1.09

ACTIVITY	Contract
Contract assess and fit appliances (case starts) as a percentage of Area Team case starts	1.9 %

Cumulative percentage of contracted UOA delivered 2018 & 2019



Month	Adjusted Scheduled Activity (UOA)		
	2017	2018	2019
April	0	0	66
May	211	190	326
June	345	481	414
July	542	502	
August	735	614	
September	825	769	
October	997	876	
November	1,173	1,157	
December	1,454	1,308	
January	1,711	1,418	
February	1,905	1,652	
March	2,272	1,895	
April	2,421	2,042	
May	2,421	2,042	
June	2,421	2,042	

#### QUANTITY METRICS (rolling 12 month period)

	Contract Quantity	Contract Base Number	Contract *	Area Team	Region	England
% of all assessments that were assess and fit appliances (case starts)	94	156	60.3%	62.4%	57.8%	60.4%
% of all assessments that were assess and refuse	15	156	9.6%	9.1%	11.1%	11.4%
% of all assessments that were assess and review	47	156	30.1%	28.5%	31.1%	28.3%
% of case starts with a reported IOTN of 3 and Aesthetic Component of 5 or below	0	94	<i>N/A</i>	0.1%	0.1%	0.1%
% of case starts with a reported IOTN of 3 and Aesthetic Component of 6 or above	0	94	<i>N/A</i>	2.7%	4.0%	4.0%
% of case starts with a reported IOTN of 4	0	94	<i>N/A</i>	73.4%	76.4%	77.8%
% of case starts with a reported IOTN of 5	91	94	96.8%	22.8%	17.5%	16.7 %
% of concluded courses in receipt of dual-arch fixed appliances	56	78	71.8%	62.0%	70.3%	74.3%
% of concluded courses where treatment was abandoned or discontinued	3	78	3.8%	7.5%	8.3%	6.9%
% of patients satisfied with the treatment they have received	7	7	100.0%	95.1%	96.1%	95.7%

\* Figures in italics indicate that the base number is less than 100.

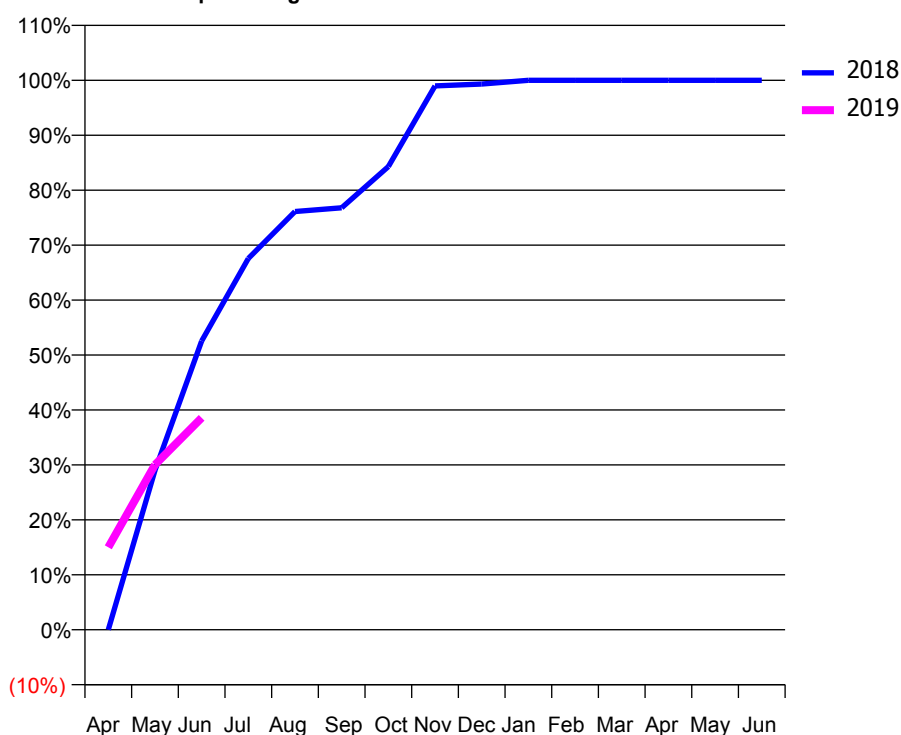
### Q59 - Vital Signs Orthodontic At a Glance Contract Report for 117412/0002 - June 2018

Name or company name	HS Virdee Ltd	18/19 Contracted general activity (UDA)	10,377
Contract type name	GDS Contract	Carry forward general activity (UDA)	0
Purpose of contract	General and Orthodontic	18/19 Contracted orthodontic activity (UOA)	293
Contract start date	01/11/2007	Carry forward orthodontic activity (UOA)	0
Contract end date		Baseline contract value	£291,970.20

ACCESS	Contract	England and Wales
24 month ratio of assessments to patient IDs	1.05	1.09

ACTIVITY	Contract
Contract assess and fit appliances (case starts) as a percentage of Area Team case starts	0.2 %

Cumulative percentage of contracted UOA delivered 2018 & 2019



Month	Adjusted Scheduled Activity (UOA)		
	2017	2018	2019
April	1	0	44
May	1	85	88
June	26	154	113
July	133	198	
August	137	223	
September	161	225	
October	203	247	
November	224	290	
December	271	291	
January	292	293	
February	293	293	
March	293	293	
April	293	293	
May	293	293	
June	293	293	

#### QUANTITY METRICS (rolling 12 month period)

	Contract Quantity	Contract Base Number	Contract *	Area Team	Region	England
% of all assessments that were assess and fit appliances (case starts)	11	32	34.4%	62.4%	57.8%	60.4%
% of all assessments that were assess and refuse	9	32	28.1%	9.1%	11.1%	11.4%
% of all assessments that were assess and review	12	32	37.5%	28.5%	31.1%	28.3%
% of case starts with a reported IOTN of 3 and Aesthetic Component of 5 or below	0	11	N/A	0.1%	0.1%	0.1%
% of case starts with a reported IOTN of 3 and Aesthetic Component of 6 or above	0	11	N/A	2.7%	4.0%	4.0%
% of case starts with a reported IOTN of 4	11	11	100.0%	73.4%	76.4%	77.8%
% of case starts with a reported IOTN of 5	0	11	N/A	22.8%	17.5%	16.7%
% of concluded courses in receipt of dual-arch fixed appliances	9	9	100.0%	62.0%	70.3%	74.3%
% of concluded courses where treatment was abandoned or discontinued	0	9	0.0%	7.5%	8.3%	6.9%
% of patients satisfied with the treatment they have received	1	1	100.0%	95.1%	96.1%	95.7%

\* Figures in italics indicate that the base number is less than 100.



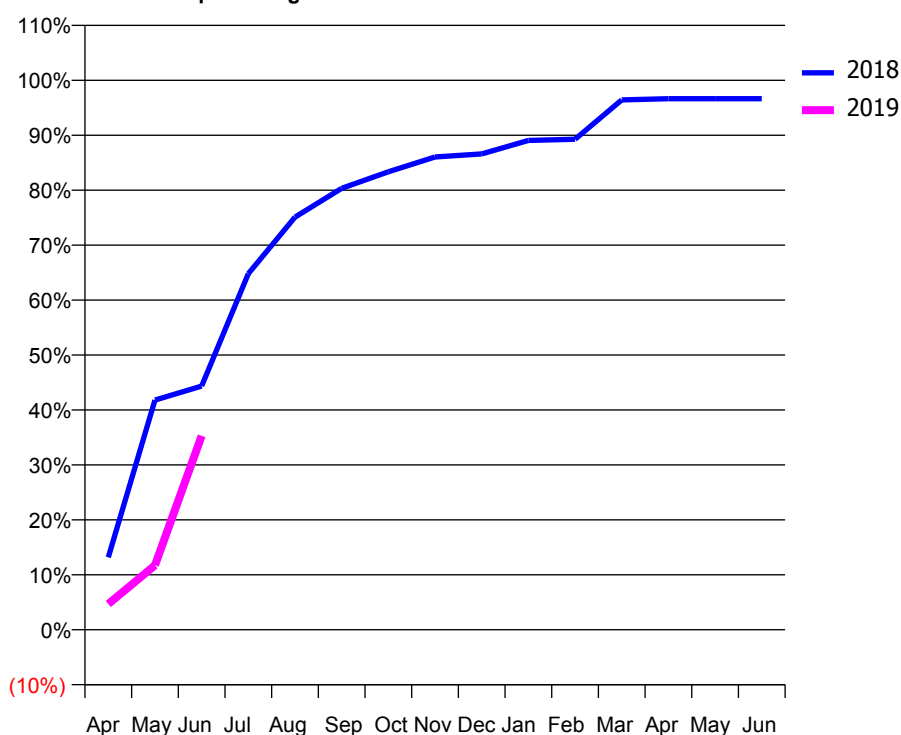
### Q59 - Vital Signs Orthodontic At a Glance Contract Report for 118680/0003 - June 2018

Name or company name	Mr P Sitlu & Mr I Bhyat	18/19 Contracted general activity (UDA)	30,774
Contract type name	GDS Contract	Carry forward general activity (UDA)	0
Purpose of contract	General and Orthodontic	18/19 Contracted orthodontic activity (UOA)	895
Contract start date	09/12/2008	Carry forward orthodontic activity (UOA)	0
Contract end date		Baseline contract value	£685,068.65

ACCESS	Contract	England and Wales
24 month ratio of assessments to patient IDs	1.06	1.09

ACTIVITY	Contract
Contract assess and fit appliances (case starts) as a percentage of Area Team case starts	0.7 %

Cumulative percentage of contracted UOA delivered 2018 & 2019



Month	Adjusted Scheduled Activity (UOA)		
	2017	2018	2019
April	29	118	42
May	102	374	105
June	297	397	316
July	413	580	
August	488	672	
September	541	719	
October	704	746	
November	802	770	
December	845	775	
January	857	797	
February	870	799	
March	876	863	
April	879	865	
May	879	865	
June	879	865	

#### QUANTITY METRICS (rolling 12 month period)

	Contract Quantity	Contract Base Number	Contract *	Area Team	Region	England
% of all assessments that were assess and fit appliances (case starts)	35	85	41.2%	62.4%	57.8%	60.4%
% of all assessments that were assess and refuse	8	85	9.4%	9.1%	11.1%	11.4%
% of all assessments that were assess and review	42	85	49.4%	28.5%	31.1%	28.3%
% of case starts with a reported IOTN of 3 and Aesthetic Component of 5 or below	0	35	<i>N/A</i>	0.1%	0.1%	0.1%
% of case starts with a reported IOTN of 3 and Aesthetic Component of 6 or above	0	35	<i>N/A</i>	2.7%	4.0%	4.0%
% of case starts with a reported IOTN of 4	33	35	94.3%	73.4%	76.4%	77.8%
% of case starts with a reported IOTN of 5	2	35	5.7%	22.8%	17.5%	16.7 %
% of concluded courses in receipt of dual-arch fixed appliances	13	79	16.5%	62.0%	70.3%	74.3%
% of concluded courses where treatment was abandoned or discontinued	6	79	7.6%	7.5%	8.3%	6.9%
% of patients satisfied with the treatment they have received	1	1	100.0%	95.1%	96.1%	95.7%

\* Figures in italics indicate that the base number is less than 100.

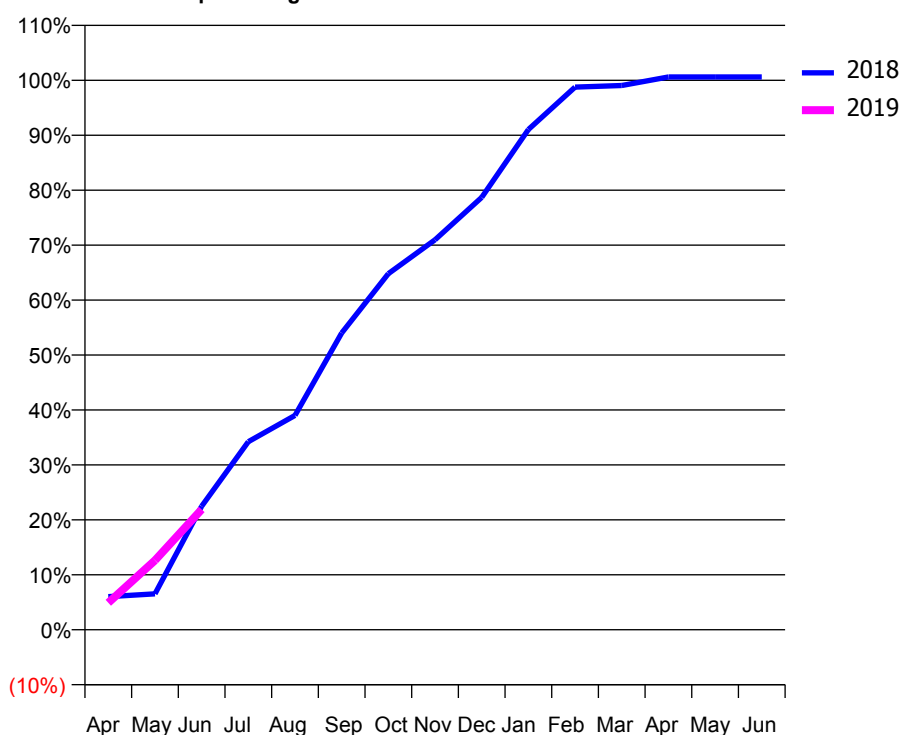
### Q59 - Vital Signs Orthodontic At a Glance Contract Report for 121789/0001 - June 2018

Name or company name	Mr C Lucas, Mr M Hamburger, R Ingledew	18/19 Contracted general activity (UDA)	4,345
Contract type name	GDS Contract	Carry forward general activity (UDA)	0
Purpose of contract	General and Orthodontic	18/19 Contracted orthodontic activity (UOA)	1,361
Contract start date	01/04/2012	Carry forward orthodontic activity (UOA)	0
Contract end date		Baseline contract value	£210,443.98

ACCESS	Contract	England and Wales
24 month ratio of assessments to patient IDs	1.00	1.09

ACTIVITY	Contract
Contract assess and fit appliances (case starts) as a percentage of Area Team case starts	1.3 %

Cumulative percentage of contracted UOA delivered 2018 & 2019



Month	Adjusted Scheduled Activity (UOA)		
	2017	2018	2019
April	0	82	67
May	0	89	172
June	85	306	298
July	106	466	
August	253	531	
September	317	735	
October	380	882	
November	444	966	
December	885	1,071	
January	1,011	1,239	
February	1,191	1,344	
March	1,338	1,348	
April	1,359	1,369	
May	1,359	1,369	
June	1,359	1,369	

#### QUANTITY METRICS (rolling 12 month period)

	Contract Quantity	Contract Base Number	Contract *	Area Team	Region	England
% of all assessments that were assess and fit appliances (case starts)	66	97	68.0%	62.4%	57.8%	60.4%
% of all assessments that were assess and refuse	12	97	12.4%	9.1%	11.1%	11.4%
% of all assessments that were assess and review	19	97	19.6%	28.5%	31.1%	28.3%
% of case starts with a reported IOTN of 3 and Aesthetic Component of 5 or below	0	66	<i>N/A</i>	0.1%	0.1%	0.1%
% of case starts with a reported IOTN of 3 and Aesthetic Component of 6 or above	7	66	10.6%	2.7%	4.0%	4.0%
% of case starts with a reported IOTN of 4	45	66	68.2%	73.4%	76.4%	77.8%
% of case starts with a reported IOTN of 5	14	66	21.2%	22.8%	17.5%	16.7 %
% of concluded courses in receipt of dual-arch fixed appliances	14	18	77.8%	62.0%	70.3%	74.3%
% of concluded courses where treatment was abandoned or discontinued	2	18	11.1%	7.5%	8.3%	6.9%
% of patients satisfied with the treatment they have received	2	2	100.0%	95.1%	96.1%	95.7%

\* Figures in italics indicate that the base number is less than 100.

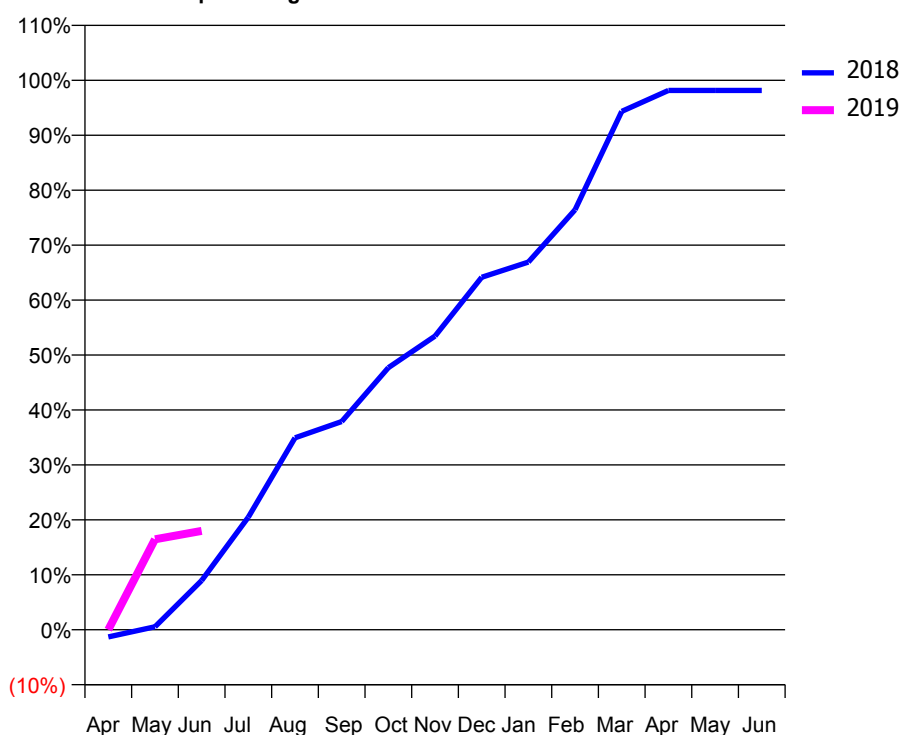
### Q59 - Vital Signs Orthodontic At a Glance Contract Report for 123218/0001 - June 2018

Name or company name	Dayadent Limited	18/19 Contracted general activity (UDA)	4,952
Contract type name	GDS Contract	Carry forward general activity (UDA)	0
Purpose of contract	General and Orthodontic	18/19 Contracted orthodontic activity (UOA)	1,657
Contract start date	01/04/2008	Carry forward orthodontic activity (UOA)	0
Contract end date		Baseline contract value	£290,626.90

ACCESS	Contract	England and Wales
24 month ratio of assessments to patient IDs	1.18	1.09

ACTIVITY	Contract
Contract assess and fit appliances (case starts) as a percentage of Area Team case starts	1.6 %

Cumulative percentage of contracted UOA delivered 2018 & 2019



Month	Adjusted Scheduled Activity (UOA)		
	2017	2018	2019
April	-14	-22	0
May	-14	9	273
June	-14	149	298
July	160	341	
August	289	581	
September	495	630	
October	495	793	
November	736	889	
December	1,039	1,067	
January	1,118	1,113	
February	1,150	1,271	
March	1,354	1,569	
April	1,629	1,632	
May	1,629	1,632	
June	1,629	1,632	

#### QUANTITY METRICS (rolling 12 month period)

	Contract Quantity	Contract Base Number	Contract *	Area Team	Region	England
% of all assessments that were assess and fit appliances (case starts)	79	199	39.7%	62.4%	57.8%	60.4%
% of all assessments that were assess and refuse	34	199	17.1%	9.1%	11.1%	11.4%
% of all assessments that were assess and review	86	199	43.2%	28.5%	31.1%	28.3%
% of case starts with a reported IOTN of 3 and Aesthetic Component of 5 or below	0	79	<i>N/A</i>	0.1%	0.1%	0.1%
% of case starts with a reported IOTN of 3 and Aesthetic Component of 6 or above	0	79	<i>N/A</i>	2.7%	4.0%	4.0%
% of case starts with a reported IOTN of 4	77	79	97.5%	73.4%	76.4%	77.8%
% of case starts with a reported IOTN of 5	2	79	2.5%	22.8%	17.5%	16.7 %
% of concluded courses in receipt of dual-arch fixed appliances	0	1	<i>N/A</i>	62.0%	70.3%	74.3%
% of concluded courses where treatment was abandoned or discontinued	0	1	0.0%	7.5%	8.3%	6.9%
% of patients satisfied with the treatment they have received	4	5	80.0%	95.1%	96.1%	95.7%

\* Figures in italics indicate that the base number is less than 100.

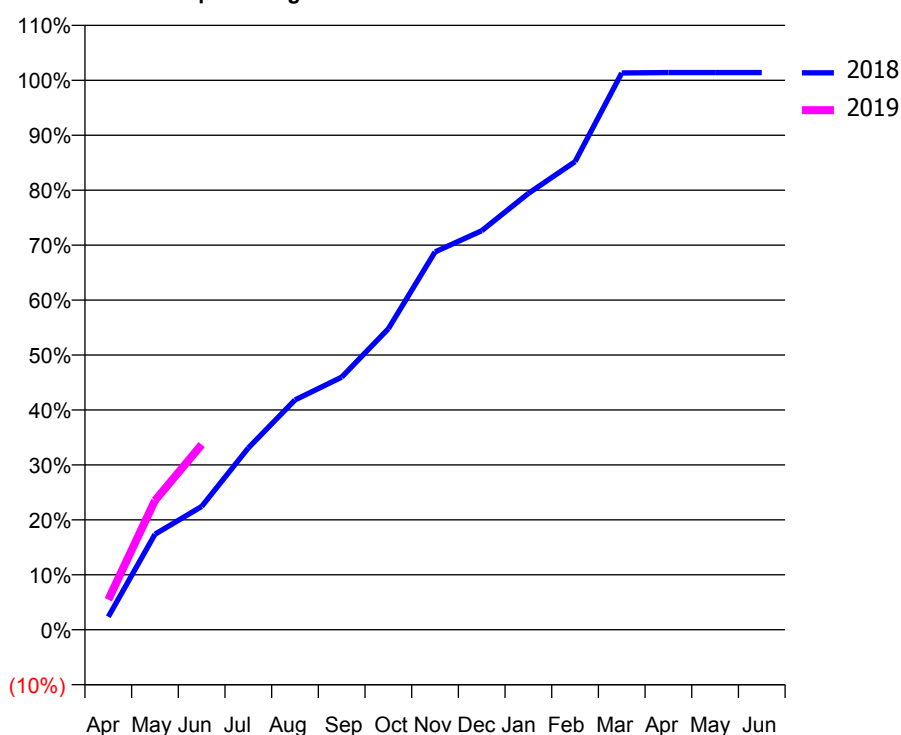
### Q59 - Vital Signs Orthodontic At a Glance Contract Report for 126071/0001 - June 2018

Name or company name	Wilson, Edwards & Sanghi	18/19 Contracted general activity (UDA)	37,524
Contract type name	GDS Contract	Carry forward general activity (UDA)	0
Purpose of contract	General and Orthodontic	18/19 Contracted orthodontic activity (UOA)	1,318
Contract start date	01/04/2006	Carry forward orthodontic activity (UOA)	0
Contract end date		Baseline contract value	£976,083.48

ACCESS	Contract	England and Wales
24 month ratio of assessments to patient IDs	1.30	1.09

ACTIVITY	Contract
Contract assess and fit appliances (case starts) as a percentage of Area Team case starts	1.3 %

Cumulative percentage of contracted UOA delivered 2018 & 2019



Month	Adjusted Scheduled Activity (UOA)		
	2017	2018	2019
April	-3	32	72
May	208	235	310
June	259	303	444
July	506	447	
August	771	565	
September	950	621	
October	985	740	
November	1,058	929	
December	1,090	981	
January	1,139	1,073	
February	1,151	1,151	
March	1,335	1,369	
April	1,336	1,370	
May	1,337	1,370	
June	1,337	1,370	

#### QUANTITY METRICS (rolling 12 month period)

	Contract Quantity	Contract Base Number	Contract *	Area Team	Region	England
% of all assessments that were assess and fit appliances (case starts)	65	210	31.0%	62.4%	57.8%	60.4%
% of all assessments that were assess and refuse	11	210	5.2%	9.1%	11.1%	11.4%
% of all assessments that were assess and review	134	210	63.8%	28.5%	31.1%	28.3%
% of case starts with a reported IOTN of 3 and Aesthetic Component of 5 or below	0	65	<i>N/A</i>	0.1%	0.1%	0.1%
% of case starts with a reported IOTN of 3 and Aesthetic Component of 6 or above	0	65	<i>N/A</i>	2.7%	4.0%	4.0%
% of case starts with a reported IOTN of 4	57	65	87.7%	73.4%	76.4%	77.8%
% of case starts with a reported IOTN of 5	7	65	10.8%	22.8%	17.5%	16.7%
% of concluded courses in receipt of dual-arch fixed appliances	59	79	74.7%	62.0%	70.3%	74.3%
% of concluded courses where treatment was abandoned or discontinued	15	79	19.0%	7.5%	8.3%	6.9%
% of patients satisfied with the treatment they have received	3	4	75.0%	95.1%	96.1%	95.7%

\* Figures in italics indicate that the base number is less than 100.

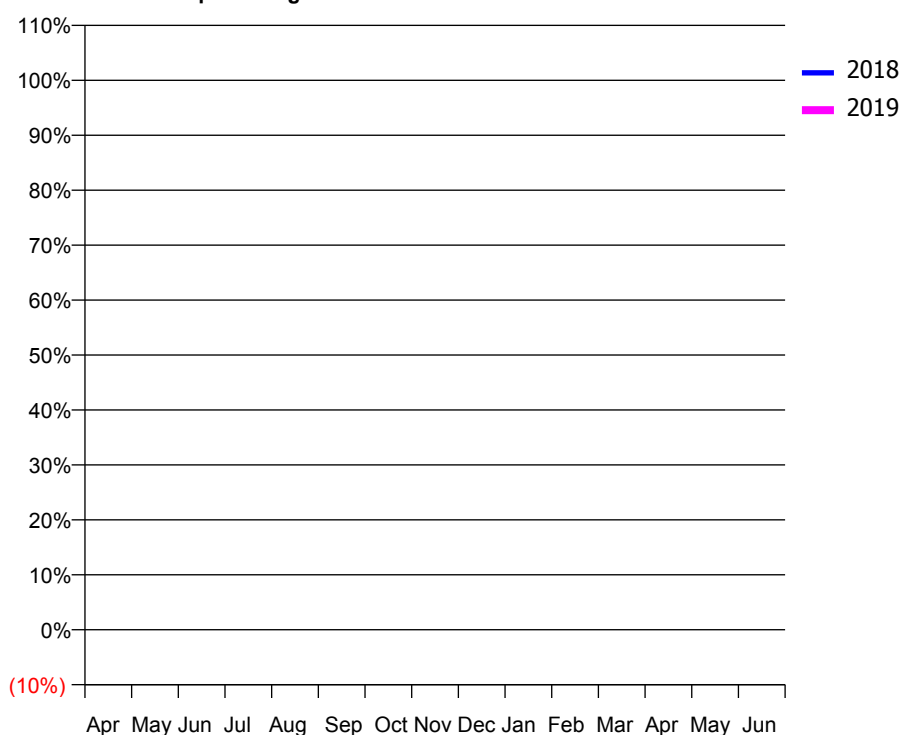
### Q59 - Vital Signs Orthodontic At a Glance Contract Report for 127078/0004 - June 2018

Name or company name	The Whitehouse Surgery Ltd	18/19 Contracted general activity (UDA)	0
Contract type name	PDS Contract	Carry forward general activity (UDA)	0
Purpose of contract	Orthodontic	18/19 Contracted orthodontic activity (UOA)	0
Contract start date	01/01/2012	Carry forward orthodontic activity (UOA)	0
Contract end date	31/03/2019	Baseline contract value	£45,069.00

ACCESS	Contract	England and Wales
24 month ratio of assessments to patient IDs	1.00	1.09

ACTIVITY	Contract
Contract assess and fit appliances (case starts) as a percentage of Area Team case starts	2.2 %

Cumulative percentage of contracted UOA delivered 2018 & 2019



Month	Adjusted Scheduled Activity (UOA)		
	2017	2018	2019
April	0	0	0
May	195	53	149
June	437	211	296
July	676	410	
August	980	674	
September	1,182	763	
October	1,356	876	
November	1,641	1,196	
December	1,887	1,413	
January	2,034	1,567	
February	2,210	1,779	
March	2,341	1,993	
April	2,704	2,232	
May	2,704	2,253	
June	2,704	2,253	

#### QUANTITY METRICS (rolling 12 month period)

	Contract Quantity	Contract Base Number	Contract *	Area Team	Region	England
% of all assessments that were assess and fit appliances (case starts)	108	195	55.4%	62.4%	57.8%	60.4%
% of all assessments that were assess and refuse	50	195	25.6%	9.1%	11.1%	11.4%
% of all assessments that were assess and review	37	195	19.0%	28.5%	31.1%	28.3%
% of case starts with a reported IOTN of 3 and Aesthetic Component of 5 or below	0	108	N/A	0.1%	0.1%	0.1%
% of case starts with a reported IOTN of 3 and Aesthetic Component of 6 or above	0	108	N/A	2.7%	4.0%	4.0%
% of case starts with a reported IOTN of 4	0	108	N/A	73.4%	76.4%	77.8%
% of case starts with a reported IOTN of 5	108	108	100.0%	22.8%	17.5%	16.7 %
% of concluded courses in receipt of dual-arch fixed appliances	28	40	70.0%	62.0%	70.3%	74.3%
% of concluded courses where treatment was abandoned or discontinued	1	40	2.5%	7.5%	8.3%	6.9%
% of patients satisfied with the treatment they have received	1	1	100.0%	95.1%	96.1%	95.7%

\* Figures in italics indicate that the base number is less than 100.

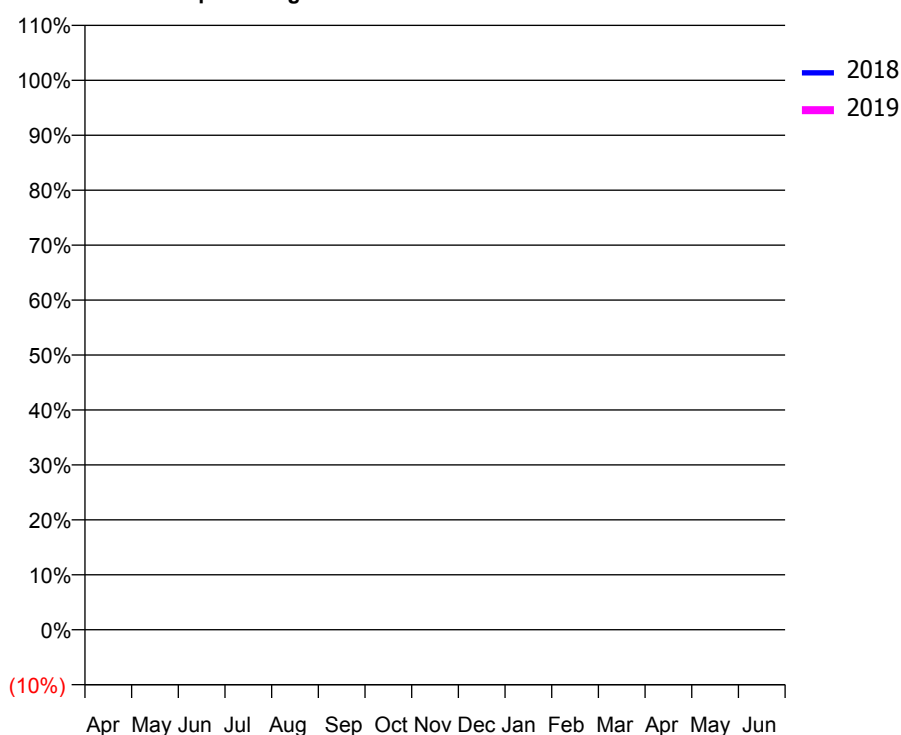
### Q59 - Vital Signs Orthodontic At a Glance Contract Report for 130796/0004 - June 2018

Name or company name	JDRM Dental Care Ltd	18/19 Contracted general activity (UDA)	0
Contract type name	PDS Contract	Carry forward general activity (UDA)	0
Purpose of contract	General and Orthodontic	18/19 Contracted orthodontic activity (UOA)	0
Contract start date	01/01/2012	Carry forward orthodontic activity (UOA)	0
Contract end date	31/03/2019	Baseline contract value	£31,629.02

ACCESS	Contract	England and Wales
24 month ratio of assessments to patient IDs	1.05	1.09

ACTIVITY	Contract
Contract assess and fit appliances (case starts) as a percentage of Area Team case starts	1.8 %

Cumulative percentage of contracted UOA delivered 2018 & 2019



Month	Adjusted Scheduled Activity (UOA)		
	2017	2018	2019
April	0	0	0
May	216	266	143
June	413	375	234
July	564	443	
August	765	701	
September	982	886	
October	1,120	1,086	
November	1,277	1,263	
December	1,521	1,542	
January	1,715	1,802	
February	1,935	1,899	
March	2,094	2,052	
April	2,292	2,052	
May	2,292	2,190	
June	2,292	2,190	

#### QUANTITY METRICS (rolling 12 month period)

	Contract Quantity	Contract Base Number	Contract *	Area Team	Region	England
% of all assessments that were assess and fit appliances (case starts)	92	210	43.8%	62.4%	57.8%	60.4%
% of all assessments that were assess and refuse	97	210	46.2%	9.1%	11.1%	11.4%
% of all assessments that were assess and review	21	210	10.0%	28.5%	31.1%	28.3%
% of case starts with a reported IOTN of 3 and Aesthetic Component of 5 or below	0	92	<i>N/A</i>	0.1%	0.1%	0.1%
% of case starts with a reported IOTN of 3 and Aesthetic Component of 6 or above	0	92	<i>N/A</i>	2.7%	4.0%	4.0%
% of case starts with a reported IOTN of 4	19	92	20.7%	73.4%	76.4%	77.8%
% of case starts with a reported IOTN of 5	73	92	79.3%	22.8%	17.5%	16.7 %
% of concluded courses in receipt of dual-arch fixed appliances	83	101	82.2%	62.0%	70.3%	74.3%
% of concluded courses where treatment was abandoned or discontinued	17	101	16.8%	7.5%	8.3%	6.9%
% of patients satisfied with the treatment they have received	2	2	100.0%	95.1%	96.1%	95.7%

\* Figures in italics indicate that the base number is less than 100.

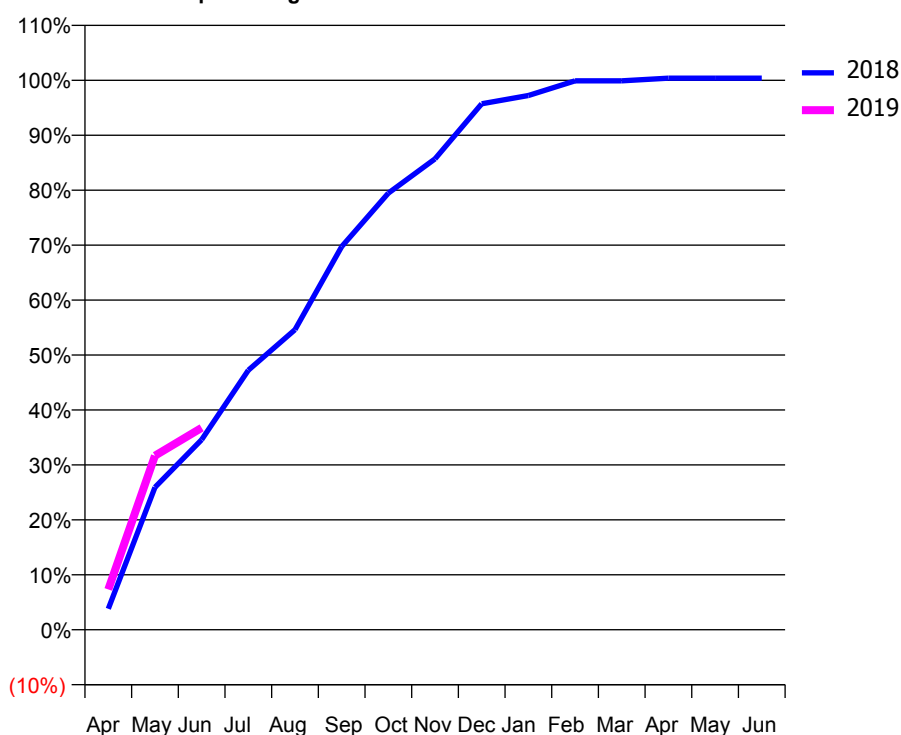
### Q59 - Vital Signs Orthodontic At a Glance Contract Report for 134503/0001 - June 2018

Name or company name	Mr Haren and Mrs Sonal Patel	18/19 Contracted general activity (UDA)	0
Contract type name	PDS Contract	Carry forward general activity (UDA)	0
Purpose of contract	Orthodontic	18/19 Contracted orthodontic activity (UOA)	3,894
Contract start date	01/04/2008	Carry forward orthodontic activity (UOA)	0
Contract end date	31/03/2019	Baseline contract value	£240,921.18

ACCESS	Contract	England and Wales
24 month ratio of assessments to patient IDs	1.11	1.09

ACTIVITY	Contract
Contract assess and fit appliances (case starts) as a percentage of Area Team case starts	3.5 %

Cumulative percentage of contracted UOA delivered 2018 & 2019



Month	Adjusted Scheduled Activity (UOA)		
	2017	2018	2019
April	0	150	286
May	0	1,015	1,234
June	147	1,354	1,431
July	785	1,849	
August	1,090	2,138	
September	1,662	2,730	
October	1,988	3,111	
November	2,515	3,355	
December	2,868	3,747	
January	3,170	3,806	
February	3,669	3,911	
March	3,880	3,911	
April	3,895	3,930	
May	3,895	3,930	
June	3,895	3,930	

#### QUANTITY METRICS (rolling 12 month period)

	Contract Quantity	Contract Base Number	Contract *	Area Team	Region	England
% of all assessments that were assess and fit appliances (case starts)	176	481	36.6%	62.4%	57.8%	60.4%
% of all assessments that were assess and refuse	7	481	1.5%	9.1%	11.1%	11.4%
% of all assessments that were assess and review	298	481	62.0%	28.5%	31.1%	28.3%
% of case starts with a reported IOTN of 3 and Aesthetic Component of 5 or below	0	176	N/A	0.1%	0.1%	0.1%
% of case starts with a reported IOTN of 3 and Aesthetic Component of 6 or above	8	176	4.5%	2.7%	4.0%	4.0%
% of case starts with a reported IOTN of 4	135	176	76.7%	73.4%	76.4%	77.8%
% of case starts with a reported IOTN of 5	33	176	18.8%	22.8%	17.5%	16.7 %
% of concluded courses in receipt of dual-arch fixed appliances	109	128	85.2%	62.0%	70.3%	74.3%
% of concluded courses where treatment was abandoned or discontinued	18	128	14.1%	7.5%	8.3%	6.9%
% of patients satisfied with the treatment they have received	10	11	90.9%	95.1%	96.1%	95.7%

\* Figures in italics indicate that the base number is less than 100.

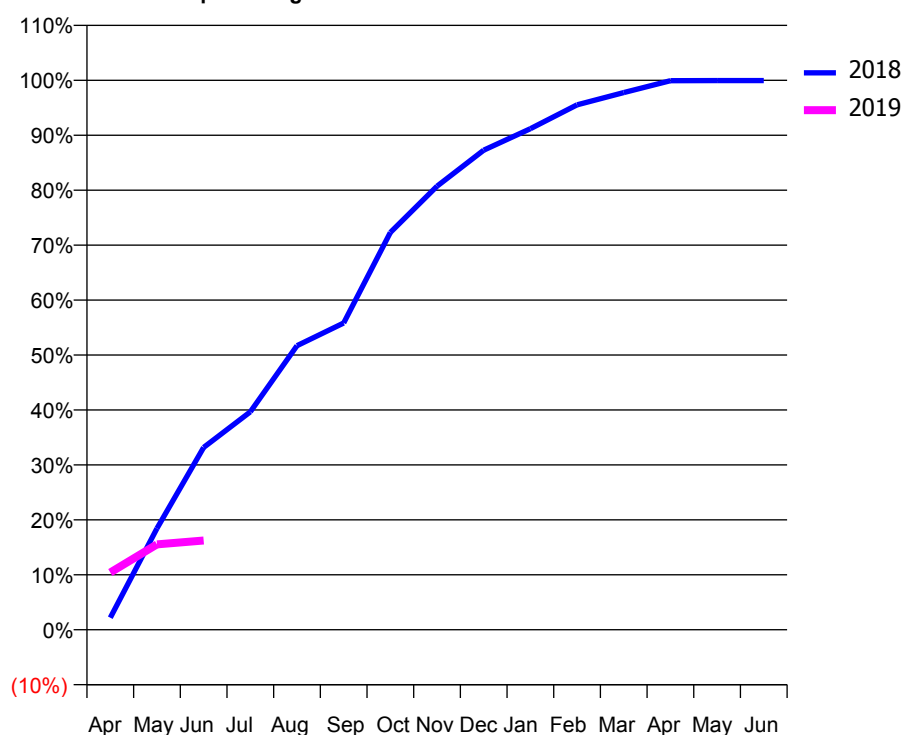
### Q59 - Vital Signs Orthodontic At a Glance Contract Report for 134503/0002 - June 2018

Name or company name	Mr Haren and Mrs Sonal Patel	18/19 Contracted general activity (UDA)	0
Contract type name	PDS Contract	Carry forward general activity (UDA)	0
Purpose of contract	Orthodontic	18/19 Contracted orthodontic activity (UOA)	3,885
Contract start date	01/04/2008	Carry forward orthodontic activity (UOA)	0
Contract end date	31/03/2019	Baseline contract value	£220,511.04

ACCESS	Contract	England and Wales
24 month ratio of assessments to patient IDs	1.08	1.09

ACTIVITY	Contract
Contract assess and fit appliances (case starts) as a percentage of Area Team case starts	3.0 %

Cumulative percentage of contracted UOA delivered 2018 & 2019



Month	Adjusted Scheduled Activity (UOA)		
	2017	2018	2019
April	3	85	405
May	505	717	604
June	676	1,289	631
July	1,309	1,541	
August	2,036	2,009	
September	2,404	2,169	
October	3,204	2,809	
November	3,292	3,136	
December	3,668	3,391	
January	3,689	3,542	
February	3,689	3,711	
March	3,901	3,798	
April	3,903	3,882	
May	3,903	3,883	
June	3,903	3,883	

#### QUANTITY METRICS (rolling 12 month period)

	Contract Quantity	Contract Base Number	Contract *	Area Team	Region	England
% of all assessments that were assess and fit appliances (case starts)	149	245	60.8%	62.4%	57.8%	60.4%
% of all assessments that were assess and refuse	16	245	6.5%	9.1%	11.1%	11.4%
% of all assessments that were assess and review	80	245	32.7%	28.5%	31.1%	28.3%
% of case starts with a reported IOTN of 3 and Aesthetic Component of 5 or below	0	149	N/A	0.1%	0.1%	0.1%
% of case starts with a reported IOTN of 3 and Aesthetic Component of 6 or above	3	149	2.0%	2.7%	4.0%	4.0%
% of case starts with a reported IOTN of 4	118	149	79.2%	73.4%	76.4%	77.8%
% of case starts with a reported IOTN of 5	28	149	18.8%	22.8%	17.5%	16.7%
% of concluded courses in receipt of dual-arch fixed appliances	90	215	41.9%	62.0%	70.3%	74.3%
% of concluded courses where treatment was abandoned or discontinued	10	215	4.7%	7.5%	8.3%	6.9%
% of patients satisfied with the treatment they have received	5	6	83.3%	95.1%	96.1%	95.7%

\* Figures in italics indicate that the base number is less than 100.



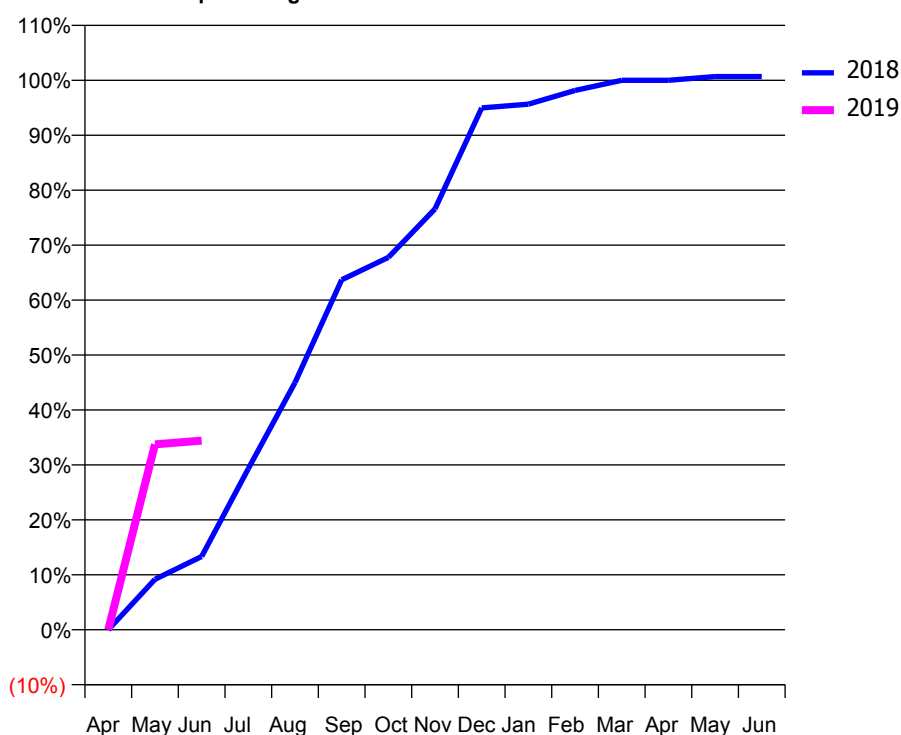
### Q59 - Vital Signs Orthodontic At a Glance Contract Report for 136336/0001 - June 2018

Name or company name	Gosal Orthodontics Limited	18/19 Contracted general activity (UDA)	0
Contract type name	PDS Contract	Carry forward general activity (UDA)	0
Purpose of contract	Orthodontic	18/19 Contracted orthodontic activity (UOA)	6,173
Contract start date	01/02/2015	Carry forward orthodontic activity (UOA)	0
Contract end date	31/03/2019	Baseline contract value	£381,932.50

ACCESS	Contract	England and Wales
24 month ratio of assessments to patient IDs	1.00	1.09

ACTIVITY	Contract
Contract assess and fit appliances (case starts) as a percentage of Area Team case starts	7.2 %

Cumulative percentage of contracted UOA delivered 2018 & 2019



Month	Adjusted Scheduled Activity (UOA)		
	2017	2018	2019
April	72	0	0
May	321	567	2,083
June	575	823	2,125
July	1,251	1,810	
August	1,734	2,776	
September	2,511	3,931	
October	3,267	4,183	
November	4,128	4,729	
December	4,863	5,863	
January	5,325	5,905	
February	5,892	6,058	
March	6,165	6,173	
April	6,176	6,173	
May	6,176	6,215	
June	6,176	6,215	

#### QUANTITY METRICS (rolling 12 month period)

	Contract Quantity	Contract Base Number	Contract *	Area Team	Region	England
% of all assessments that were assess and fit appliances (case starts)	358	370	96.8%	62.4%	57.8%	60.4%
% of all assessments that were assess and refuse	9	370	2.4%	9.1%	11.1%	11.4%
% of all assessments that were assess and review	3	370	0.8%	28.5%	31.1%	28.3%
% of case starts with a reported IOTN of 3 and Aesthetic Component of 5 or below	0	358	N/A	0.1%	0.1%	0.1%
% of case starts with a reported IOTN of 3 and Aesthetic Component of 6 or above	9	358	2.5%	2.7%	4.0%	4.0%
% of case starts with a reported IOTN of 4	280	358	78.2%	73.4%	76.4%	77.8%
% of case starts with a reported IOTN of 5	69	358	19.3%	22.8%	17.5%	16.7 %
% of concluded courses in receipt of dual-arch fixed appliances	214	232	92.2%	62.0%	70.3%	74.3%
% of concluded courses where treatment was abandoned or discontinued	9	232	3.9%	7.5%	8.3%	6.9%
% of patients satisfied with the treatment they have received	8	9	88.9%	95.1%	96.1%	95.7%

\* Figures in italics indicate that the base number is less than 100.

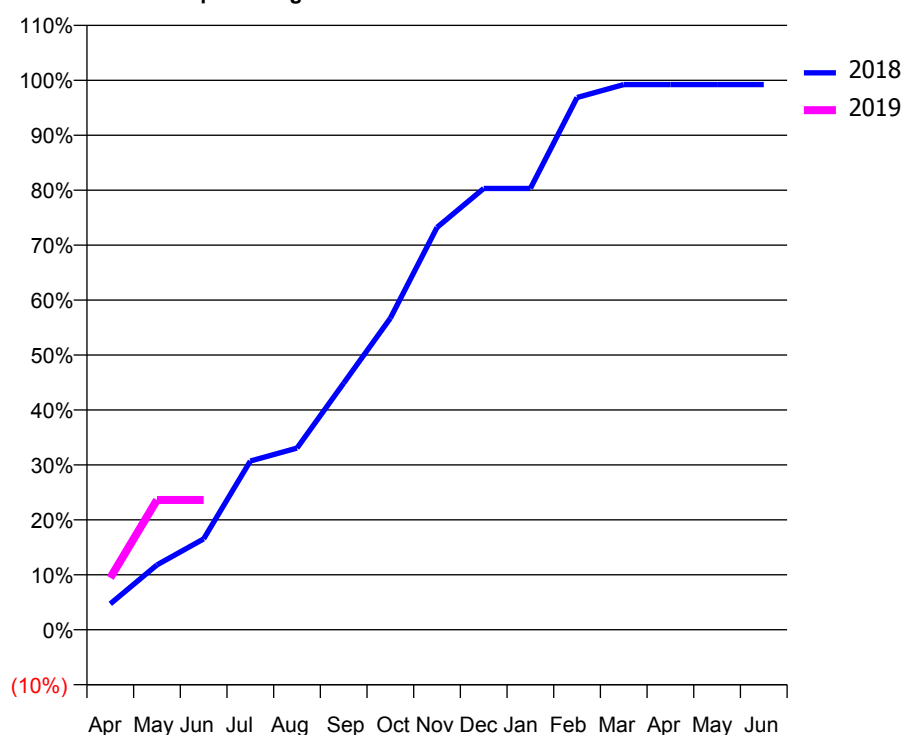
### Q59 - Vital Signs Orthodontic At a Glance Contract Report for 137766/0001 - June 2018

Name or company name	Mr B Patel & Mr R Jansari	18/19 Contracted general activity (UDA)	41,661
Contract type name	GDS Contract	Carry forward general activity (UDA)	0
Purpose of contract	General and Orthodontic	18/19 Contracted orthodontic activity (UOA)	889
Contract start date	01/04/2010	Carry forward orthodontic activity (UOA)	0
Contract end date		Baseline contract value	£1,297,594.50

ACCESS	Contract	England and Wales
24 month ratio of assessments to patient IDs	1.03	1.09

ACTIVITY	Contract
Contract assess and fit appliances (case starts) as a percentage of Area Team case starts	0.9 %

Cumulative percentage of contracted UOA delivered 2018 & 2019



Month	Adjusted Scheduled Activity (UOA)		
	2017	2018	2019
April	-22	42	84
May	2	105	210
June	22	147	210
July	89	273	
August	89	294	
September	131	399	
October	178	504	
November	535	651	
December	598	714	
January	640	714	
February	767	861	
March	893	882	
April	893	882	
May	893	882	
June	893	882	

#### QUANTITY METRICS (rolling 12 month period)

	Contract Quantity	Contract Base Number	Contract *	Area Team	Region	England
% of all assessments that were assess and fit appliances (case starts)	45	45	100.0%	62.4%	57.8%	60.4%
% of all assessments that were assess and refuse	0	45	0.0%	9.1%	11.1%	11.4%
% of all assessments that were assess and review	0	45	0.0%	28.5%	31.1%	28.3%
% of case starts with a reported IOTN of 3 and Aesthetic Component of 5 or below	0	45	N/A	0.1%	0.1%	0.1%
% of case starts with a reported IOTN of 3 and Aesthetic Component of 6 or above	0	45	N/A	2.7%	4.0%	4.0%
% of case starts with a reported IOTN of 4	45	45	100.0%	73.4%	76.4%	77.8%
% of case starts with a reported IOTN of 5	0	45	N/A	22.8%	17.5%	16.7 %
% of concluded courses in receipt of dual-arch fixed appliances	13	20	65.0%	62.0%	70.3%	74.3%
% of concluded courses where treatment was abandoned or discontinued	1	20	5.0%	7.5%	8.3%	6.9%
% of patients satisfied with the treatment they have received	0	0	N/A	95.1%	96.1%	95.7%

\* Figures in italics indicate that the base number is less than 100.

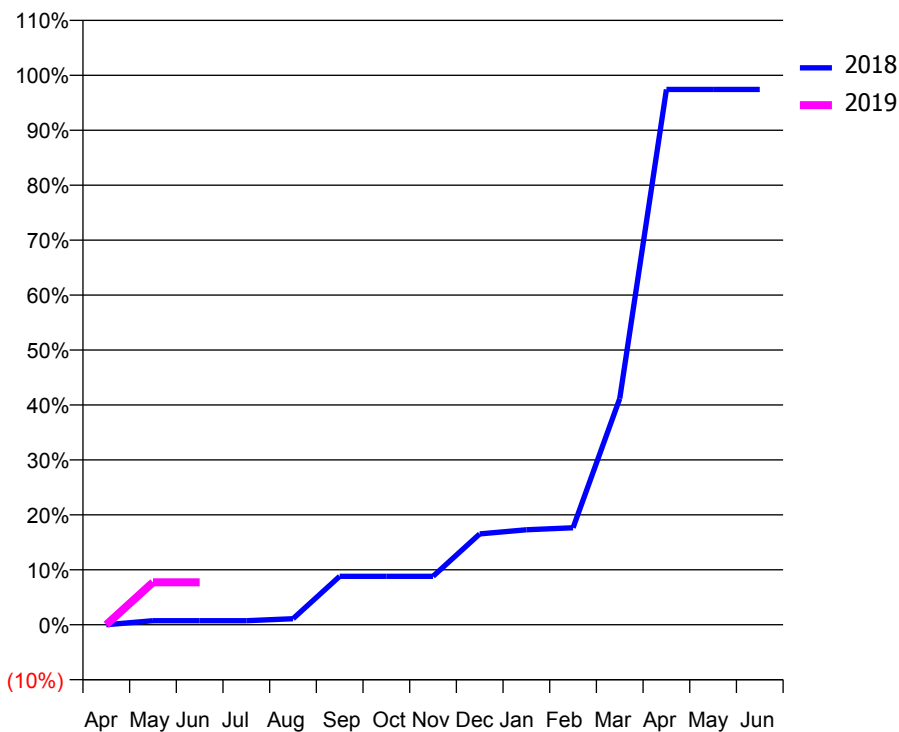
### Q59 - Vital Signs Orthodontic At a Glance Contract Report for 139874/0001 - June 2018

Name or company name	C M Desai Limited	18/19 Contracted general activity (UDA)	8,313
Contract type name	GDS Contract	Carry forward general activity (UDA)	0
Purpose of contract	Orthodontic	18/19 Contracted orthodontic activity (UOA)	272
Contract start date	01/03/2008	Carry forward orthodontic activity (UOA)	0
Contract end date		Baseline contract value	£240,169.39

ACCESS	Contract	England and Wales
24 month ratio of assessments to patient IDs	1.29	1.09

ACTIVITY	Contract
Contract assess and fit appliances (case starts) as a percentage of Area Team case starts	0.3 %

Cumulative percentage of contracted UOA delivered 2018 & 2019



Month	Adjusted Scheduled Activity (UOA)		
	2017	2018	2019
April	-1	0	0
May	-1	2	21
June	-1	2	21
July	43	2	
August	43	3	
September	44	24	
October	44	24	
November	66	24	
December	66	45	
January	69	47	
February	73	48	
March	74	112	
April	74	265	
May	158	265	
June	158	265	

#### QUANTITY METRICS (rolling 12 month period)

	Contract Quantity	Contract Base Number	Contract *	Area Team	Region	England
% of all assessments that were assess and fit appliances (case starts)	13	24	54.2%	62.4%	57.8%	60.4%
% of all assessments that were assess and refuse	0	24	0.0%	9.1%	11.1%	11.4%
% of all assessments that were assess and review	11	24	45.8%	28.5%	31.1%	28.3%
% of case starts with a reported IOTN of 3 and Aesthetic Component of 5 or below	0	13	N/A	0.1%	0.1%	0.1%
% of case starts with a reported IOTN of 3 and Aesthetic Component of 6 or above	0	13	N/A	2.7%	4.0%	4.0%
% of case starts with a reported IOTN of 4	11	13	84.6%	73.4%	76.4%	77.8%
% of case starts with a reported IOTN of 5	1	13	7.7%	22.8%	17.5%	16.7 %
% of concluded courses in receipt of dual-arch fixed appliances	0	1	N/A	62.0%	70.3%	74.3%
% of concluded courses where treatment was abandoned or discontinued	1	1	100.0%	7.5%	8.3%	6.9%
% of patients satisfied with the treatment they have received	0	0	N/A	95.1%	96.1%	95.7%

\* Figures in italics indicate that the base number is less than 100.

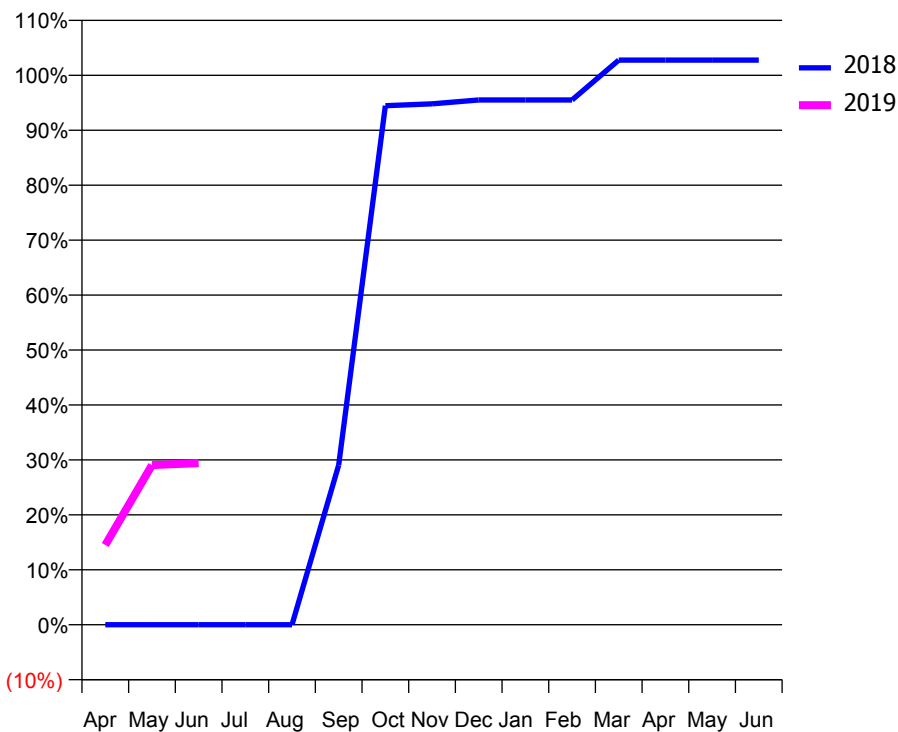
### Q59 - Vital Signs Orthodontic At a Glance Contract Report for 143448/0001 - June 2018

Name or company name	Dr D J Duplessis & Ms Lieze Duplessis	18/19 Contracted general activity (UDA)	9,098
Contract type name	GDS Contract	Carry forward general activity (UDA)	0
Purpose of contract	General and Orthodontic	18/19 Contracted orthodontic activity (UOA)	289
Contract start date	01/04/2011	Carry forward orthodontic activity (UOA)	0
Contract end date		Baseline contract value	£266,705.29

ACCESS	Contract	England and Wales
24 month ratio of assessments to patient IDs	1.08	1.09

ACTIVITY	Contract
Contract assess and fit appliances (case starts) as a percentage of Area Team case starts	0.4 %

Cumulative percentage of contracted UOA delivered 2018 & 2019



Month	Adjusted Scheduled Activity (UOA)		
	2017	2018	2019
April	0	0	42
May	0	0	84
June	0	0	85
July	63	0	
August	276	0	
September	278	84	
October	279	273	
November	279	274	
December	279	276	
January	279	276	
February	279	276	
March	300	297	
April	300	297	
May	300	297	
June	300	297	

#### QUANTITY METRICS (rolling 12 month period)

	Contract Quantity	Contract Base Number	Contract *	Area Team	Region	England
% of all assessments that were assess and fit appliances (case starts)	18	22	81.8%	62.4%	57.8%	60.4%
% of all assessments that were assess and refuse	0	22	0.0%	9.1%	11.1%	11.4%
% of all assessments that were assess and review	4	22	18.2%	28.5%	31.1%	28.3%
% of case starts with a reported IOTN of 3 and Aesthetic Component of 5 or below	0	18	N/A	0.1%	0.1%	0.1%
% of case starts with a reported IOTN of 3 and Aesthetic Component of 6 or above	0	18	N/A	2.7%	4.0%	4.0%
% of case starts with a reported IOTN of 4	18	18	100.0%	73.4%	76.4%	77.8%
% of case starts with a reported IOTN of 5	0	18	N/A	22.8%	17.5%	16.7 %
% of concluded courses in receipt of dual-arch fixed appliances	0	1	N/A	62.0%	70.3%	74.3%
% of concluded courses where treatment was abandoned or discontinued	0	1	0.0%	7.5%	8.3%	6.9%
% of patients satisfied with the treatment they have received	1	1	100.0%	95.1%	96.1%	95.7%

\* Figures in italics indicate that the base number is less than 100.

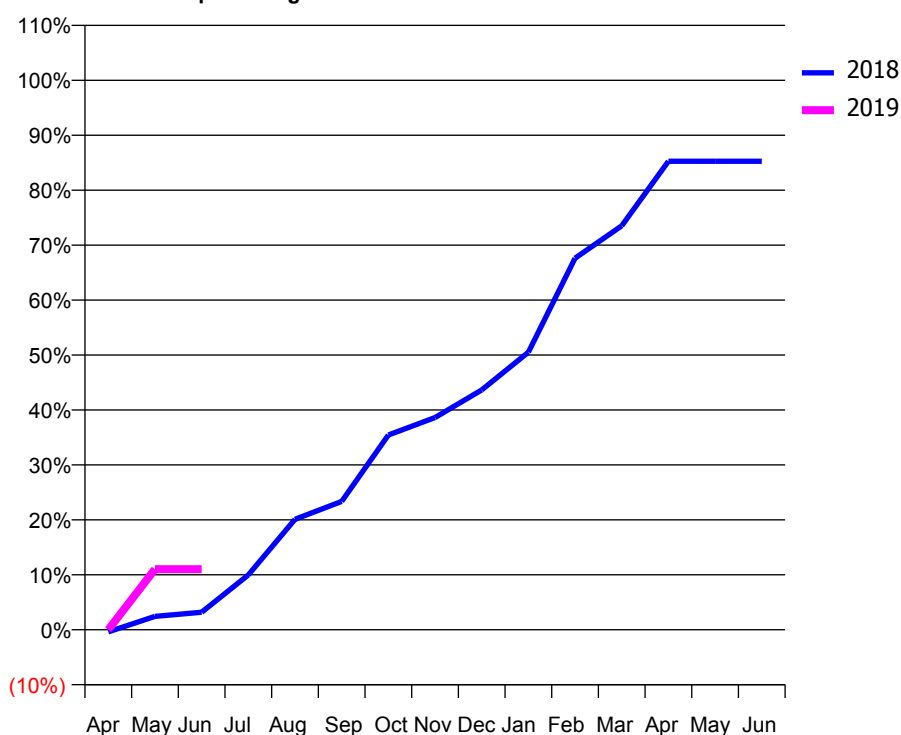
### Q59 - Vital Signs Orthodontic At a Glance Contract Report for 151653/0001 - June 2018

Name or company name	The Forum Practice Ltd	18/19 Contracted general activity (UDA)	500
Contract type name	GDS Contract	Carry forward general activity (UDA)	0
Purpose of contract	General and Orthodontic	18/19 Contracted orthodontic activity (UOA)	1,169
Contract start date	01/10/2011	Carry forward orthodontic activity (UOA)	0
Contract end date		Baseline contract value	£87,103.81

ACCESS	Contract	England and Wales
24 month ratio of assessments to patient IDs	1.21	1.09

ACTIVITY	Contract
Contract assess and fit appliances (case starts) as a percentage of Area Team case starts	1.2 %

Cumulative percentage of contracted UOA delivered 2018 & 2019



Month	Adjusted Scheduled Activity (UOA)		
	2017	2018	2019
April	1	-6	0
May	3	36	129
June	139	47	129
July	271	147	
August	332	296	
September	385	344	
October	587	522	
November	819	569	
December	936	643	
January	1,002	744	
February	1,027	996	
March	1,027	1,083	
April	1,051	1,256	
May	1,179	1,256	
June	1,179	1,256	

#### QUANTITY METRICS (rolling 12 month period)

	Contract Quantity	Contract Base Number	Contract *	Area Team	Region	England
% of all assessments that were assess and fit appliances (case starts)	60	147	40.8%	62.4%	57.8%	60.4%
% of all assessments that were assess and refuse	5	147	3.4%	9.1%	11.1%	11.4%
% of all assessments that were assess and review	82	147	55.8%	28.5%	31.1%	28.3%
% of case starts with a reported IOTN of 3 and Aesthetic Component of 5 or below	0	60	<i>N/A</i>	0.1%	0.1%	0.1%
% of case starts with a reported IOTN of 3 and Aesthetic Component of 6 or above	0	60	<i>N/A</i>	2.7%	4.0%	4.0%
% of case starts with a reported IOTN of 4	57	60	95.0%	73.4%	76.4%	77.8%
% of case starts with a reported IOTN of 5	3	60	5.0%	22.8%	17.5%	16.7 %
% of concluded courses in receipt of dual-arch fixed appliances	46	56	82.1%	62.0%	70.3%	74.3%
% of concluded courses where treatment was abandoned or discontinued	5	56	8.9%	7.5%	8.3%	6.9%
% of patients satisfied with the treatment they have received	3	3	100.0%	95.1%	96.1%	95.7%

\* Figures in italics indicate that the base number is less than 100.

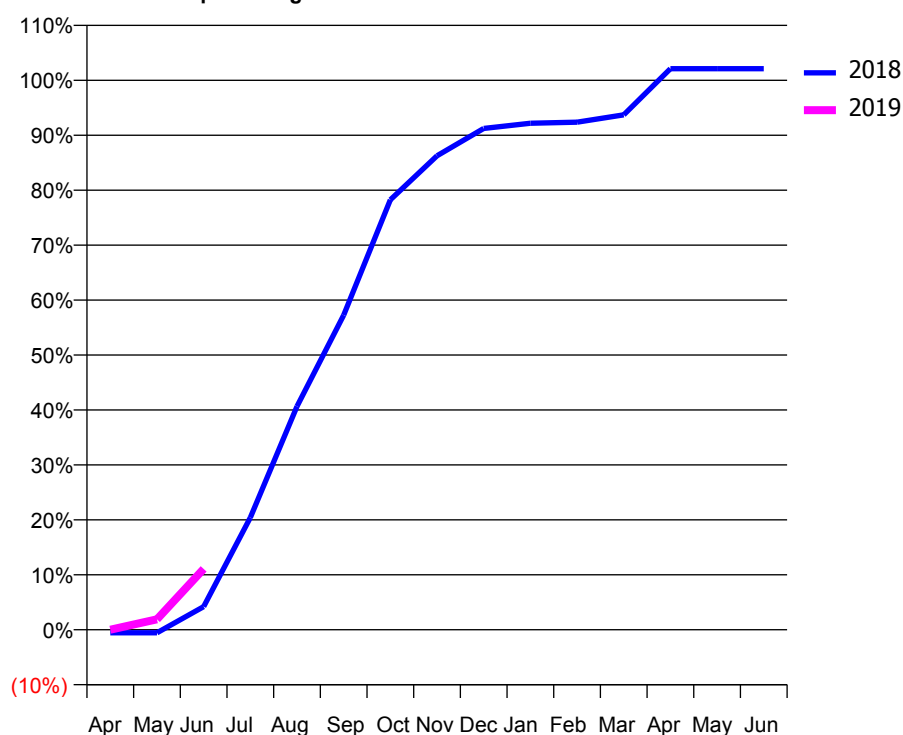
### Q59 - Vital Signs Orthodontic At a Glance Contract Report for 153931/0001 - June 2018

Name or company name	Wong, Wallbuton, Eastwood, Ashraf & Butcher.	18/19 Contracted general activity (UDA)	31,000
Contract type name	GDS Contract	Carry forward general activity (UDA)	0
Purpose of contract	General and Orthodontic	18/19 Contracted orthodontic activity (UOA)	524
Contract start date	01/04/2006	Carry forward orthodontic activity (UOA)	0
Contract end date		Baseline contract value	£726,306.87

ACCESS	Contract	England and Wales
24 month ratio of assessments to patient IDs	1.07	1.09

ACTIVITY	Contract
Contract assess and fit appliances (case starts) as a percentage of Area Team case starts	0.5 %

Cumulative percentage of contracted UOA delivered 2018 & 2019



Month	Adjusted Scheduled Activity (UOA)		
	2017	2018	2019
April	0	-3	0
May	4	-3	10
June	71	22	58
July	73	107	
August	145	213	
September	297	300	
October	386	410	
November	412	452	
December	435	478	
January	456	483	
February	477	484	
March	498	491	
April	520	535	
May	520	535	
June	520	535	

#### QUANTITY METRICS (rolling 12 month period)

	Contract Quantity	Contract Base Number	Contract *	Area Team	Region	England
% of all assessments that were assess and fit appliances (case starts)	27	65	41.5%	62.4%	57.8%	60.4%
% of all assessments that were assess and refuse	0	65	0.0%	9.1%	11.1%	11.4%
% of all assessments that were assess and review	38	65	58.5%	28.5%	31.1%	28.3%
% of case starts with a reported IOTN of 3 and Aesthetic Component of 5 or below	0	27	N/A	0.1%	0.1%	0.1%
% of case starts with a reported IOTN of 3 and Aesthetic Component of 6 or above	1	27	3.7%	2.7%	4.0%	4.0%
% of case starts with a reported IOTN of 4	19	27	70.4%	73.4%	76.4%	77.8%
% of case starts with a reported IOTN of 5	6	27	22.2%	22.8%	17.5%	16.7 %
% of concluded courses in receipt of dual-arch fixed appliances	2	26	7.7%	62.0%	70.3%	74.3%
% of concluded courses where treatment was abandoned or discontinued	1	26	3.8%	7.5%	8.3%	6.9%
% of patients satisfied with the treatment they have received	0	0	N/A	95.1%	96.1%	95.7%

\* Figures in italics indicate that the base number is less than 100.

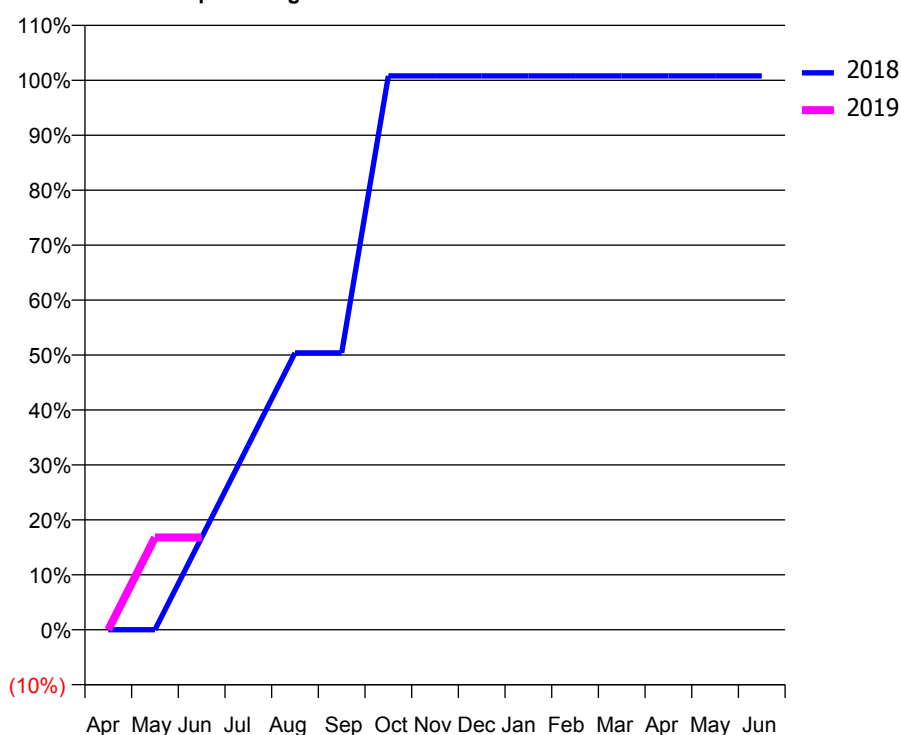
### Q59 - Vital Signs Orthodontic At a Glance Contract Report for 157813/0001 - June 2018

Name or company name	H.S. Virdee (Home Farm) Ltd.	18/19 Contracted general activity (UDA)	8,251
Contract type name	GDS Contract	Carry forward general activity (UDA)	0
Purpose of contract	General and Orthodontic	18/19 Contracted orthodontic activity (UOA)	125
Contract start date	01/09/2009	Carry forward orthodontic activity (UOA)	0
Contract end date		Baseline contract value	£218,625.16

ACCESS	Contract	England and Wales
24 month ratio of assessments to patient IDs	1.00	1.09

ACTIVITY	Contract
Contract assess and fit appliances (case starts) as a percentage of Area Team case starts	0.1 %

Cumulative percentage of contracted UOA delivered 2018 & 2019



Month	Adjusted Scheduled Activity (UOA)		
	2017	2018	2019
April	0	0	0
May	0	0	21
June	0	21	21
July	63	42	
August	63	63	
September	84	63	
October	84	126	
November	84	126	
December	105	126	
January	126	126	
February	126	126	
March	126	126	
April	126	126	
May	126	126	
June	126	126	

#### QUANTITY METRICS (rolling 12 month period)

	Contract Quantity	Contract Base Number	Contract *	Area Team	Region	England
% of all assessments that were assess and fit appliances (case starts)	6	6	100.0%	62.4%	57.8%	60.4%
% of all assessments that were assess and refuse	0	6	0.0%	9.1%	11.1%	11.4%
% of all assessments that were assess and review	0	6	0.0%	28.5%	31.1%	28.3%
% of case starts with a reported IOTN of 3 and Aesthetic Component of 5 or below	0	6	N/A	0.1%	0.1%	0.1%
% of case starts with a reported IOTN of 3 and Aesthetic Component of 6 or above	0	6	N/A	2.7%	4.0%	4.0%
% of case starts with a reported IOTN of 4	6	6	100.0%	73.4%	76.4%	77.8%
% of case starts with a reported IOTN of 5	0	6	N/A	22.8%	17.5%	16.7 %
% of concluded courses in receipt of dual-arch fixed appliances	4	6	66.7%	62.0%	70.3%	74.3%
% of concluded courses where treatment was abandoned or discontinued	1	6	16.7%	7.5%	8.3%	6.9%
% of patients satisfied with the treatment they have received	0	0	N/A	95.1%	96.1%	95.7%

\* Figures in italics indicate that the base number is less than 100.

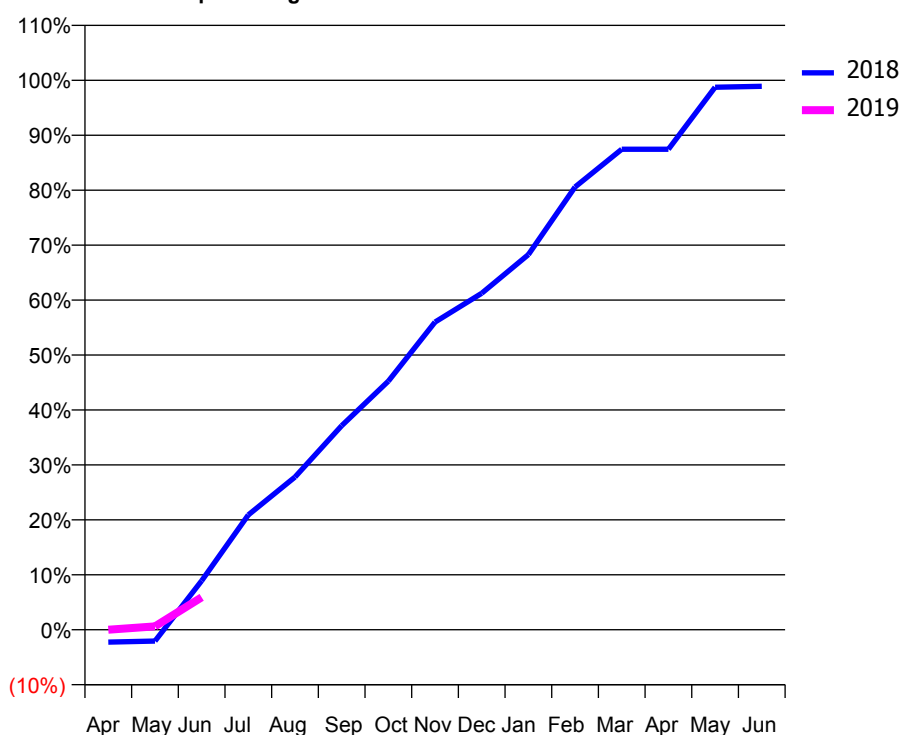
### Q59 - Vital Signs Orthodontic At a Glance Contract Report for 163139/0001 - June 2018

Name or company name	C O (Leicester) Limited	18/19 Contracted general activity (UDA)	0
Contract type name	PDS Contract	Carry forward general activity (UDA)	0
Purpose of contract	Orthodontic	18/19 Contracted orthodontic activity (UOA)	13,746
Contract start date	01/09/2010	Carry forward orthodontic activity (UOA)	0
Contract end date	31/03/2019	Baseline contract value	£850,497.58

ACCESS	Contract	England and Wales
24 month ratio of assessments to patient IDs	1.02	1.09

ACTIVITY	Contract
Contract assess and fit appliances (case starts) as a percentage of Area Team case starts	12.5 %

Cumulative percentage of contracted UOA delivered 2018 & 2019



Month	Adjusted Scheduled Activity (UOA)		
	2017	2018	2019
April	-419	-313	0
May	-419	-288	84
June	-419	1,233	811
July	2,971	2,892	
August	3,552	3,844	
September	4,382	5,134	
October	6,036	6,255	
November	6,720	7,744	
December	8,051	8,466	
January	9,974	9,441	
February	12,121	11,140	
March	12,800	12,092	
April	13,292	12,092	
May	13,439	13,653	
June	13,439	13,675	

#### QUANTITY METRICS (rolling 12 month period)

	Contract Quantity	Contract Base Number	Contract *	Area Team	Region	England
% of all assessments that were assess and fit appliances (case starts)	625	717	87.2%	62.4%	57.8%	60.4%
% of all assessments that were assess and refuse	0	717	0.0%	9.1%	11.1%	11.4%
% of all assessments that were assess and review	92	717	12.8%	28.5%	31.1%	28.3%
% of case starts with a reported IOTN of 3 and Aesthetic Component of 5 or below	2	625	0.3%	0.1%	0.1%	0.1%
% of case starts with a reported IOTN of 3 and Aesthetic Component of 6 or above	17	625	2.7%	2.7%	4.0%	4.0%
% of case starts with a reported IOTN of 4	499	625	79.8%	73.4%	76.4%	77.8%
% of case starts with a reported IOTN of 5	107	625	17.1%	22.8%	17.5%	16.7 %
% of concluded courses in receipt of dual-arch fixed appliances	322	335	96.1%	62.0%	70.3%	74.3%
% of concluded courses where treatment was abandoned or discontinued	1	335	0.3%	7.5%	8.3%	6.9%
% of patients satisfied with the treatment they have received	16	18	88.9%	95.1%	96.1%	95.7%

\* Figures in italics indicate that the base number is less than 100.



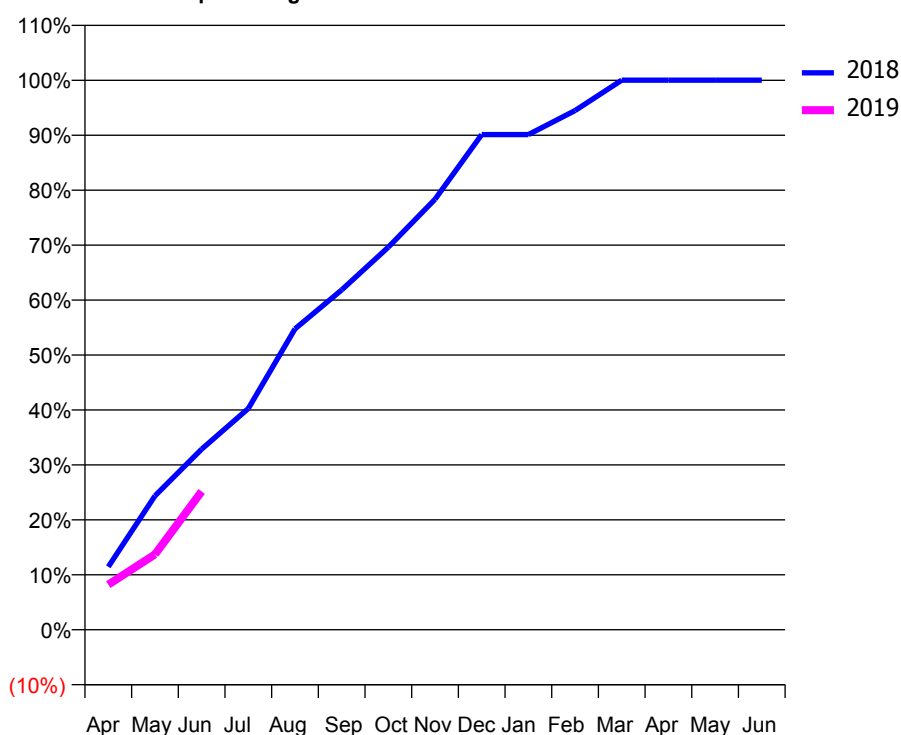
### Q59 - Vital Signs Orthodontic At a Glance Contract Report for 166189/0001 - June 2018

Name or company name	Mr R Kidy & Ms P Sarna	18/19 Contracted general activity (UDA)	7,050
Contract type name	GDS Contract	Carry forward general activity (UDA)	0
Purpose of contract	General and Orthodontic	18/19 Contracted orthodontic activity (UOA)	4,137
Contract start date	01/04/2011	Carry forward orthodontic activity (UOA)	0
Contract end date		Baseline contract value	£439,017.19

ACCESS	Contract	England and Wales
24 month ratio of assessments to patient IDs	1.12	1.09

ACTIVITY	Contract
Contract assess and fit appliances (case starts) as a percentage of Area Team case starts	3.4 %

Cumulative percentage of contracted UOA delivered 2018 & 2019



Month	Adjusted Scheduled Activity (UOA)		
	2017	2018	2019
April	147	474	340
May	885	1,008	568
June	1,236	1,360	1,042
July	1,583	1,666	
August	1,875	2,265	
September	2,405	2,559	
October	2,675	2,881	
November	3,276	3,241	
December	3,767	3,728	
January	3,963	3,728	
February	4,137	3,909	
March	4,137	4,138	
April	4,137	4,138	
May	4,137	4,138	
June	4,137	4,138	

#### QUANTITY METRICS (rolling 12 month period)

	Contract Quantity	Contract Base Number	Contract *	Area Team	Region	England
% of all assessments that were assess and fit appliances (case starts)	170	475	35.8%	62.4%	57.8%	60.4%
% of all assessments that were assess and refuse	95	475	20.0%	9.1%	11.1%	11.4%
% of all assessments that were assess and review	210	475	44.2%	28.5%	31.1%	28.3%
% of case starts with a reported IOTN of 3 and Aesthetic Component of 5 or below	0	170	N/A	0.1%	0.1%	0.1%
% of case starts with a reported IOTN of 3 and Aesthetic Component of 6 or above	0	170	N/A	2.7%	4.0%	4.0%
% of case starts with a reported IOTN of 4	165	170	97.1%	73.4%	76.4%	77.8%
% of case starts with a reported IOTN of 5	5	170	2.9%	22.8%	17.5%	16.7%
% of concluded courses in receipt of dual-arch fixed appliances	110	126	87.3%	62.0%	70.3%	74.3%
% of concluded courses where treatment was abandoned or discontinued	15	126	11.9%	7.5%	8.3%	6.9%
% of patients satisfied with the treatment they have received	3	3	100.0%	95.1%	96.1%	95.7%

\* Figures in italics indicate that the base number is less than 100.

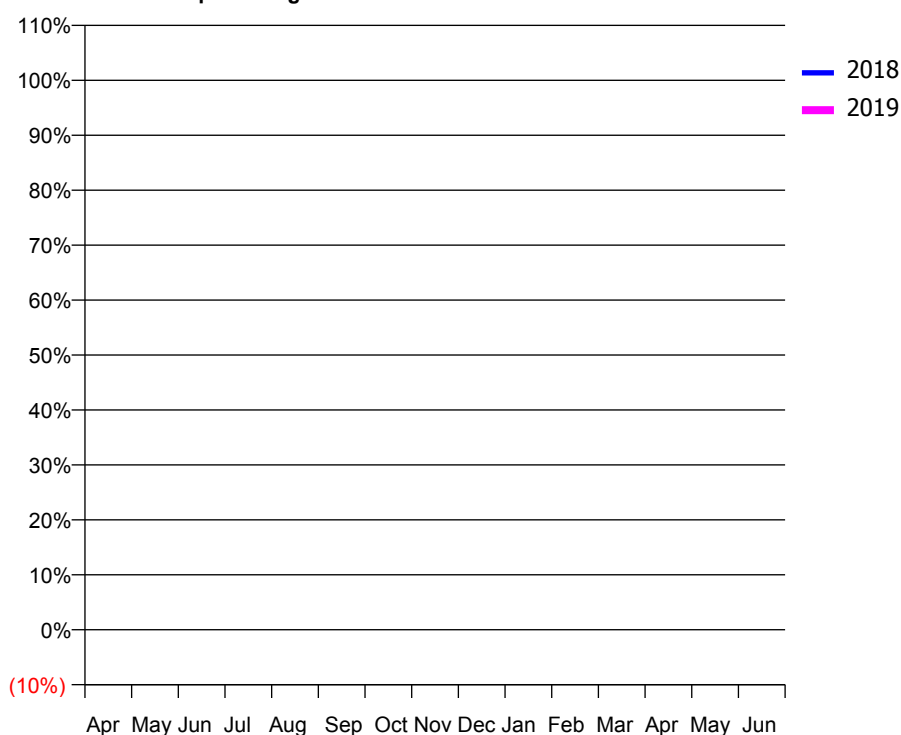
### Q59 - Vital Signs Orthodontic At a Glance Contract Report for 166316/0002 - June 2018

Name or company name	Mr K Bergens & Ms K Plumb	18/19 Contracted general activity (UDA)	0
Contract type name	PDS Contract	Carry forward general activity (UDA)	0
Purpose of contract	General	18/19 Contracted orthodontic activity (UOA)	0
Contract start date	01/04/2006	Carry forward orthodontic activity (UOA)	0
Contract end date	31/03/2019	Baseline contract value	£1.02

ACCESS	Contract	England and Wales
24 month ratio of assessments to patient IDs	1.07	1.09

ACTIVITY	Contract
Contract assess and fit appliances (case starts) as a percentage of Area Team case starts	1.3 %

Cumulative percentage of contracted UOA delivered 2018 & 2019



Month	Adjusted Scheduled Activity (UOA)		
	2017	2018	2019
April	0	0	0
May	90	119	106
June	219	190	129
July	419	366	
August	473	601	
September	518	749	
October	518	923	
November	775	1,009	
December	824	1,178	
January	852	1,199	
February	1,072	1,412	
March	1,243	1,412	
April	1,527	1,433	
May	1,527	1,433	
June	1,527	1,433	

#### QUANTITY METRICS (rolling 12 month period)

	Contract Quantity	Contract Base Number	Contract *	Area Team	Region	England
% of all assessments that were assess and fit appliances (case starts)	65	91	71.4%	62.4%	57.8%	60.4%
% of all assessments that were assess and refuse	8	91	8.8%	9.1%	11.1%	11.4%
% of all assessments that were assess and review	18	91	19.8%	28.5%	31.1%	28.3%
% of case starts with a reported IOTN of 3 and Aesthetic Component of 5 or below	0	65	<i>N/A</i>	0.1%	0.1%	0.1%
% of case starts with a reported IOTN of 3 and Aesthetic Component of 6 or above	0	65	<i>N/A</i>	2.7%	4.0%	4.0%
% of case starts with a reported IOTN of 4	57	65	87.7%	73.4%	76.4%	77.8%
% of case starts with a reported IOTN of 5	7	65	10.8%	22.8%	17.5%	16.7 %
% of concluded courses in receipt of dual-arch fixed appliances	1	1	100.0%	62.0%	70.3%	74.3%
% of concluded courses where treatment was abandoned or discontinued	0	1	0.0%	7.5%	8.3%	6.9%
% of patients satisfied with the treatment they have received	4	4	100.0%	95.1%	96.1%	95.7%

\* Figures in italics indicate that the base number is less than 100.

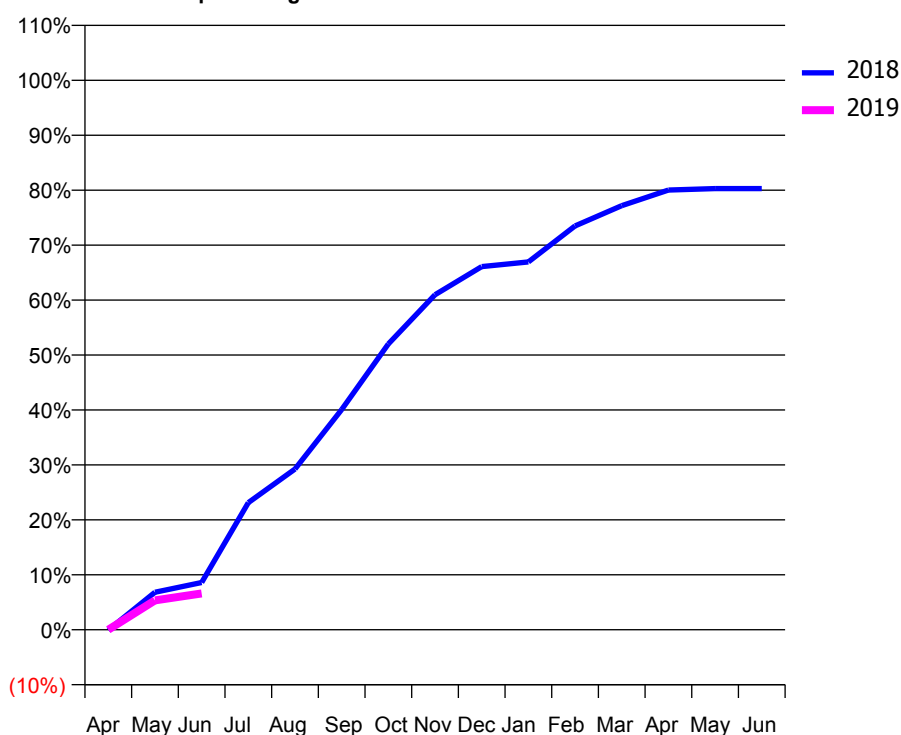
### Q59 - Vital Signs Orthodontic At a Glance Contract Report for 166316/0003 - June 2018

Name or company name	Mr K Bergens & Ms K Plumb	18/19 Contracted general activity (UDA)	0
Contract type name	PDS Contract	Carry forward general activity (UDA)	0
Purpose of contract	General and Orthodontic	18/19 Contracted orthodontic activity (UOA)	7,291
Contract start date	01/04/2006	Carry forward orthodontic activity (UOA)	0
Contract end date	31/03/2019	Baseline contract value	£478,208.15

ACCESS	Contract	England and Wales
24 month ratio of assessments to patient IDs	1.06	1.09

ACTIVITY	Contract
Contract assess and fit appliances (case starts) as a percentage of Area Team case starts	5.4 %

Cumulative percentage of contracted UOA delivered 2018 & 2019



Month	Adjusted Scheduled Activity (UOA)		
	2017	2018	2019
April	-62	-5	0
May	618	507	390
June	1,053	640	482
July	1,541	1,720	
August	1,766	2,173	
September	1,932	2,978	
October	1,932	3,865	
November	2,805	4,530	
December	3,054	4,912	
January	3,319	4,975	
February	4,187	5,461	
March	4,932	5,736	
April	5,865	5,946	
May	5,886	5,967	
June	5,886	5,967	

#### QUANTITY METRICS (rolling 12 month period)

	Contract Quantity	Contract Base Number	Contract *	Area Team	Region	England
% of all assessments that were assess and fit appliances (case starts)	272	388	70.1%	62.4%	57.8%	60.4%
% of all assessments that were assess and refuse	38	388	9.8%	9.1%	11.1%	11.4%
% of all assessments that were assess and review	78	388	20.1%	28.5%	31.1%	28.3%
% of case starts with a reported IOTN of 3 and Aesthetic Component of 5 or below	0	272	N/A	0.1%	0.1%	0.1%
% of case starts with a reported IOTN of 3 and Aesthetic Component of 6 or above	0	272	N/A	2.7%	4.0%	4.0%
% of case starts with a reported IOTN of 4	229	272	84.2%	73.4%	76.4%	77.8%
% of case starts with a reported IOTN of 5	34	272	12.5%	22.8%	17.5%	16.7 %
% of concluded courses in receipt of dual-arch fixed appliances	305	345	88.4%	62.0%	70.3%	74.3%
% of concluded courses where treatment was abandoned or discontinued	39	345	11.3%	7.5%	8.3%	6.9%
% of patients satisfied with the treatment they have received	14	14	100.0%	95.1%	96.1%	95.7%

\* Figures in italics indicate that the base number is less than 100.

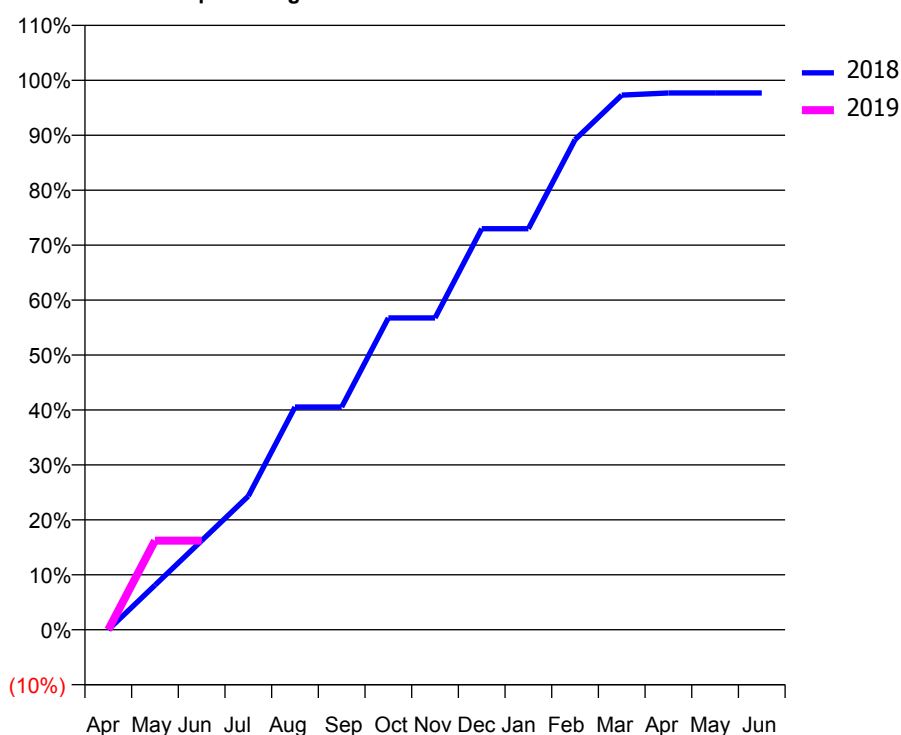
### Q59 - Vital Signs Orthodontic At a Glance Contract Report for 171751/0001 - June 2018

Name or company name	E Gayton & K Gayton	18/19 Contracted general activity (UDA)	4,850
Contract type name	GDS Contract	Carry forward general activity (UDA)	0
Purpose of contract	General and Orthodontic	18/19 Contracted orthodontic activity (UOA)	259
Contract start date	01/11/2013	Carry forward orthodontic activity (UOA)	0
Contract end date		Baseline contract value	£133,250.68

ACCESS	Contract	England and Wales
24 month ratio of assessments to patient IDs	1.03	1.09

ACTIVITY	Contract
Contract assess and fit appliances (case starts) as a percentage of Area Team case starts	0.2 %

Cumulative percentage of contracted UOA delivered 2018 & 2019



Month	Adjusted Scheduled Activity (UOA)		
	2017	2018	2019
April	1	0	0
May	22	21	42
June	22	42	42
July	43	63	
August	106	105	
September	110	105	
October	131	147	
November	152	147	
December	194	189	
January	195	189	
February	217	231	
March	218	252	
April	260	253	
May	260	253	
June	260	253	

#### QUANTITY METRICS (rolling 12 month period)

	Contract Quantity	Contract Base Number	Contract *	Area Team	Region	England
% of all assessments that were assess and fit appliances (case starts)	12	13	92.3%	62.4%	57.8%	60.4%
% of all assessments that were assess and refuse	0	13	0.0%	9.1%	11.1%	11.4%
% of all assessments that were assess and review	1	13	7.7%	28.5%	31.1%	28.3%
% of case starts with a reported IOTN of 3 and Aesthetic Component of 5 or below	0	12	N/A	0.1%	0.1%	0.1%
% of case starts with a reported IOTN of 3 and Aesthetic Component of 6 or above	0	12	N/A	2.7%	4.0%	4.0%
% of case starts with a reported IOTN of 4	9	12	75.0%	73.4%	76.4%	77.8%
% of case starts with a reported IOTN of 5	3	12	25.0%	22.8%	17.5%	16.7 %
% of concluded courses in receipt of dual-arch fixed appliances	7	10	70.0%	62.0%	70.3%	74.3%
% of concluded courses where treatment was abandoned or discontinued	1	10	10.0%	7.5%	8.3%	6.9%
% of patients satisfied with the treatment they have received	1	1	100.0%	95.1%	96.1%	95.7%

\* Figures in italics indicate that the base number is less than 100.

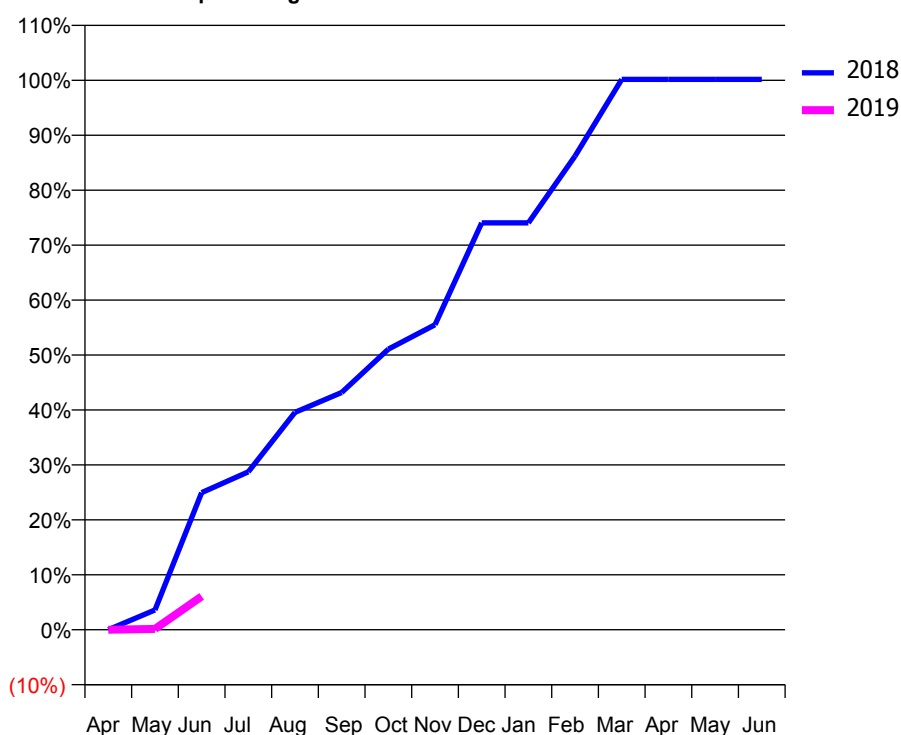
### Q59 - Vital Signs Orthodontic At a Glance Contract Report for 176591/0001 - June 2018

Name or company name	James Cooil and Associates Limited	18/19 Contracted general activity (UDA)	4,056
Contract type name	GDS Contract	Carry forward general activity (UDA)	0
Purpose of contract	General and Orthodontic	18/19 Contracted orthodontic activity (UOA)	609
Contract start date	01/05/2010	Carry forward orthodontic activity (UOA)	0
Contract end date		Baseline contract value	£136,751.97

ACCESS	Contract	England and Wales
24 month ratio of assessments to patient IDs	1.15	1.09

ACTIVITY	Contract
Contract assess and fit appliances (case starts) as a percentage of Area Team case starts	0.4 %

Cumulative percentage of contracted UOA delivered 2018 & 2019



Month	Adjusted Scheduled Activity (UOA)		
	2017	2018	2019
April	-99	0	0
May	-77	22	1
June	-77	152	37
July	-77	175	
August	-77	241	
September	-77	263	
October	-77	311	
November	-35	338	
December	19	451	
January	46	451	
February	128	525	
March	254	610	
April	608	610	
May	609	610	
June	609	610	

#### QUANTITY METRICS (rolling 12 month period)

	Contract Quantity	Contract Base Number	Contract *	Area Team	Region	England
% of all assessments that were assess and fit appliances (case starts)	22	72	30.6%	62.4%	57.8%	60.4%
% of all assessments that were assess and refuse	15	72	20.8%	9.1%	11.1%	11.4%
% of all assessments that were assess and review	35	72	48.6%	28.5%	31.1%	28.3%
% of case starts with a reported IOTN of 3 and Aesthetic Component of 5 or below	0	22	<i>N/A</i>	0.1%	0.1%	0.1%
% of case starts with a reported IOTN of 3 and Aesthetic Component of 6 or above	0	22	<i>N/A</i>	2.7%	4.0%	4.0%
% of case starts with a reported IOTN of 4	19	22	86.4%	73.4%	76.4%	77.8%
% of case starts with a reported IOTN of 5	3	22	13.6%	22.8%	17.5%	16.7 %
% of concluded courses in receipt of dual-arch fixed appliances	0	0	<i>N/A</i>	62.0%	70.3%	74.3%
% of concluded courses where treatment was abandoned or discontinued	0	0	<i>N/A</i>	7.5%	8.3%	6.9%
% of patients satisfied with the treatment they have received	0	0	<i>N/A</i>	95.1%	96.1%	95.7%

\* Figures in italics indicate that the base number is less than 100.

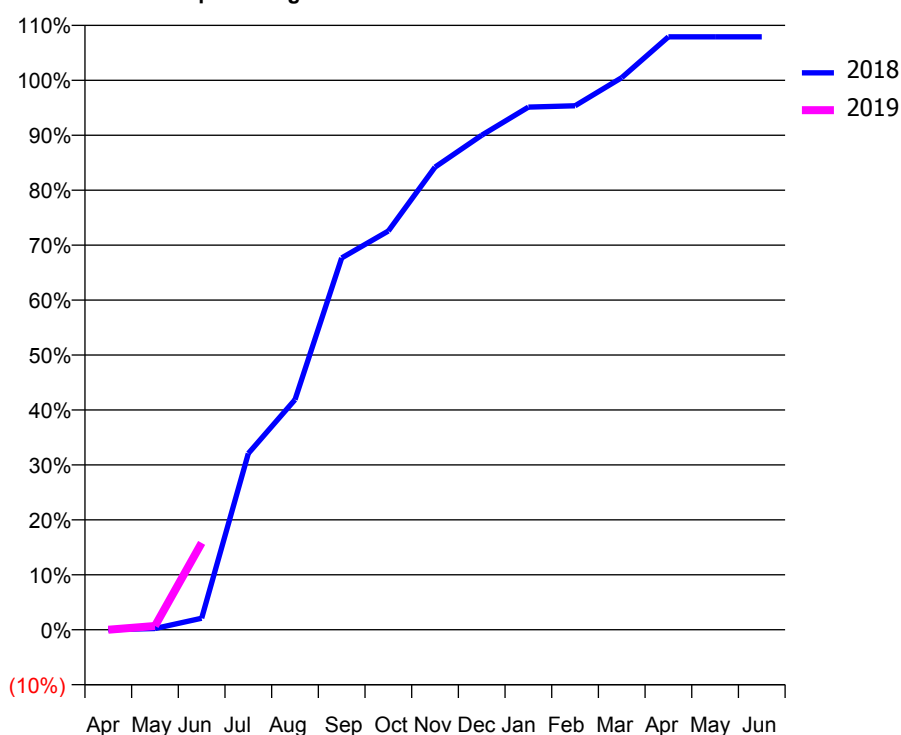
### Q59 - Vital Signs Orthodontic At a Glance Contract Report for 178055/0001 - June 2018

Name or company name	Sloss, Sloss & Bentley	18/19 Contracted general activity (UDA)	11,800
Contract type name	GDS Contract	Carry forward general activity (UDA)	0
Purpose of contract	General and Orthodontic	18/19 Contracted orthodontic activity (UOA)	430
Contract start date	01/04/2006	Carry forward orthodontic activity (UOA)	0
Contract end date		Baseline contract value	£291,928.91

ACCESS	Contract	England and Wales
24 month ratio of assessments to patient IDs	1.05	1.09

ACTIVITY	Contract
Contract assess and fit appliances (case starts) as a percentage of Area Team case starts	0.5 %

Cumulative percentage of contracted UOA delivered 2018 & 2019



Month	Adjusted Scheduled Activity (UOA)		
	2017	2018	2019
April	0	0	0
May	2	1	3
June	6	9	68
July	92	138	
August	116	180	
September	159	291	
October	161	312	
November	266	362	
December	309	387	
January	383	409	
February	433	410	
March	457	432	
April	461	464	
May	461	464	
June	462	464	

#### QUANTITY METRICS (rolling 12 month period)

	Contract Quantity	Contract Base Number	Contract *	Area Team	Region	England
% of all assessments that were assess and fit appliances (case starts)	24	63	38.1%	62.4%	57.8%	60.4%
% of all assessments that were assess and refuse	16	63	25.4%	9.1%	11.1%	11.4%
% of all assessments that were assess and review	23	63	36.5%	28.5%	31.1%	28.3%
% of case starts with a reported IOTN of 3 and Aesthetic Component of 5 or below	0	24	N/A	0.1%	0.1%	0.1%
% of case starts with a reported IOTN of 3 and Aesthetic Component of 6 or above	2	24	8.3%	2.7%	4.0%	4.0%
% of case starts with a reported IOTN of 4	19	24	79.2%	73.4%	76.4%	77.8%
% of case starts with a reported IOTN of 5	3	24	12.5%	22.8%	17.5%	16.7%
% of concluded courses in receipt of dual-arch fixed appliances	0	2	N/A	62.0%	70.3%	74.3%
% of concluded courses where treatment was abandoned or discontinued	0	2	0.0%	7.5%	8.3%	6.9%
% of patients satisfied with the treatment they have received	0	0	N/A	95.1%	96.1%	95.7%

\* Figures in italics indicate that the base number is less than 100.

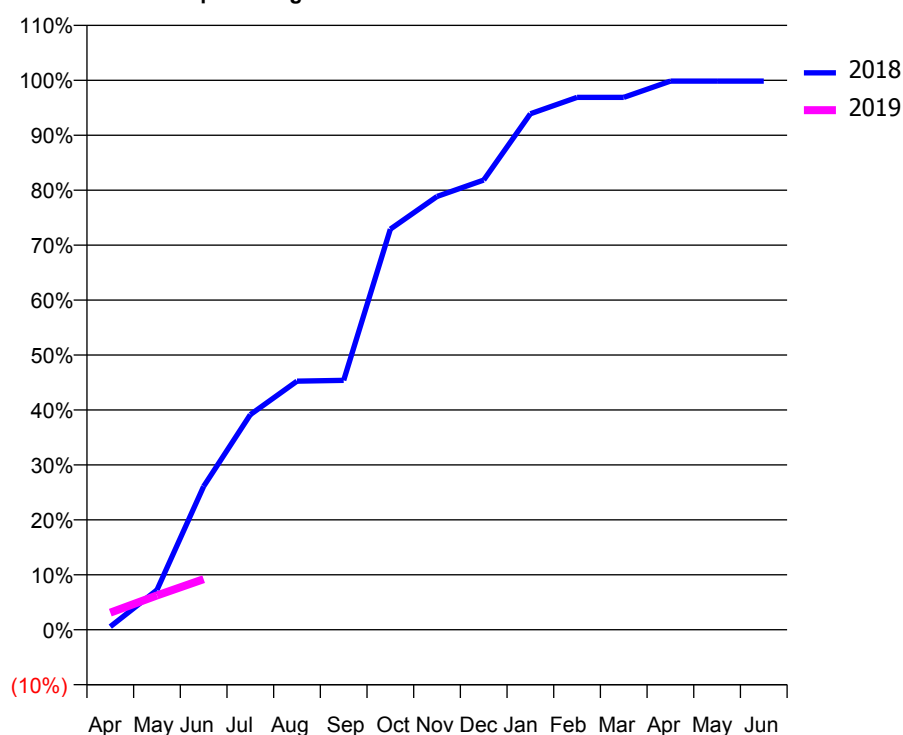
### Q59 - Vital Signs Orthodontic At a Glance Contract Report for 187208/0001 - June 2018

Name or company name	Mr N Maxey & Mr W Welch	18/19 Contracted general activity (UDA)	63,070
Contract type name	GDS Contract	Carry forward general activity (UDA)	0
Purpose of contract	General and Orthodontic	18/19 Contracted orthodontic activity (UOA)	705
Contract start date	01/04/2006	Carry forward orthodontic activity (UOA)	0
Contract end date		Baseline contract value	£1,549,149.27

ACCESS	Contract	England and Wales
24 month ratio of assessments to patient IDs	1.17	1.09

ACTIVITY	Contract
Contract assess and fit appliances (case starts) as a percentage of Area Team case starts	0.5 %

Cumulative percentage of contracted UOA delivered 2018 & 2019



Month	Adjusted Scheduled Activity (UOA)		
	2017	2018	2019
April	0	4	22
May	0	51	44
June	63	184	65
July	89	276	
August	179	319	
September	230	320	
October	305	514	
November	376	556	
December	423	577	
January	461	662	
February	555	683	
March	715	683	
April	715	704	
May	715	704	
June	715	704	

#### QUANTITY METRICS (rolling 12 month period)

	Contract Quantity	Contract Base Number	Contract *	Area Team	Region	England
% of all assessments that were assess and fit appliances (case starts)	27	45	60.0%	62.4%	57.8%	60.4%
% of all assessments that were assess and refuse	6	45	13.3%	9.1%	11.1%	11.4%
% of all assessments that were assess and review	12	45	26.7%	28.5%	31.1%	28.3%
% of case starts with a reported IOTN of 3 and Aesthetic Component of 5 or below	0	27	N/A	0.1%	0.1%	0.1%
% of case starts with a reported IOTN of 3 and Aesthetic Component of 6 or above	0	27	N/A	2.7%	4.0%	4.0%
% of case starts with a reported IOTN of 4	22	27	81.5%	73.4%	76.4%	77.8%
% of case starts with a reported IOTN of 5	5	27	18.5%	22.8%	17.5%	16.7 %
% of concluded courses in receipt of dual-arch fixed appliances	24	29	82.8%	62.0%	70.3%	74.3%
% of concluded courses where treatment was abandoned or discontinued	3	29	10.3%	7.5%	8.3%	6.9%
% of patients satisfied with the treatment they have received	0	0	N/A	95.1%	96.1%	95.7%

\* Figures in italics indicate that the base number is less than 100.

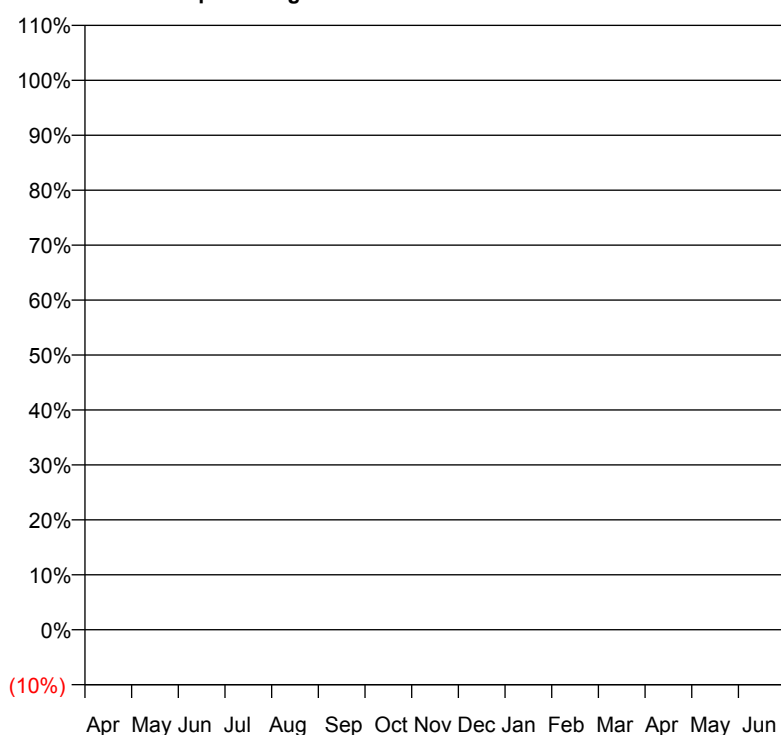
### Q59 - Vital Signs Orthodontic At a Glance Contract Report for 192171/0001 - June 2018

Name or company name	Harborough Orthodontics	18/19 Contracted general activity (UDA)	0
Contract type name	PDS Contract	Carry forward general activity (UDA)	0
Purpose of contract	General and Orthodontic	18/19 Contracted orthodontic activity (UOA)	0
Contract start date	01/01/2012	Carry forward orthodontic activity (UOA)	0
Contract end date	31/03/2019	Baseline contract value	£33,427.02

ACCESS	Contract	England and Wales
24 month ratio of assessments to patient IDs	1.02	1.09

ACTIVITY	Contract
Contract assess and fit appliances (case starts) as a percentage of Area Team case starts	2.0 %

Cumulative percentage of contracted UOA delivered 2018 & 2019



Month	Adjusted Scheduled Activity (UOA)		
	2017	2018	2019
April	0	22	68
May	21	171	170
June	21	171	285
July	22	325	
August	85	347	
September	86	498	
October	86	850	
November	111	1,148	
December	136	1,470	
January	178	1,691	
February	394	1,830	
March	508	1,981	
April	508	2,027	
May	508	2,028	
June	508	2,029	

#### QUANTITY METRICS (rolling 12 month period)

	Contract Quantity	Contract Base Number	Contract *	Area Team	Region	England
% of all assessments that were assess and fit appliances (case starts)	100	220	45.5%	62.4%	57.8%	60.4%
% of all assessments that were assess and refuse	113	220	51.4%	9.1%	11.1%	11.4%
% of all assessments that were assess and review	7	220	3.2%	28.5%	31.1%	28.3%
% of case starts with a reported IOTN of 3 and Aesthetic Component of 5 or below	0	100	N/A	0.1%	0.1%	0.1%
% of case starts with a reported IOTN of 3 and Aesthetic Component of 6 or above	2	100	2.0%	2.7%	4.0%	4.0%
% of case starts with a reported IOTN of 4	30	100	30.0%	73.4%	76.4%	77.8%
% of case starts with a reported IOTN of 5	68	100	68.0%	22.8%	17.5%	16.7 %
% of concluded courses in receipt of dual-arch fixed appliances	19	25	76.0%	62.0%	70.3%	74.3%
% of concluded courses where treatment was abandoned or discontinued	2	25	8.0%	7.5%	8.3%	6.9%
% of patients satisfied with the treatment they have received	6	6	100.0%	95.1%	96.1%	95.7%

\* Figures in italics indicate that the base number is less than 100.



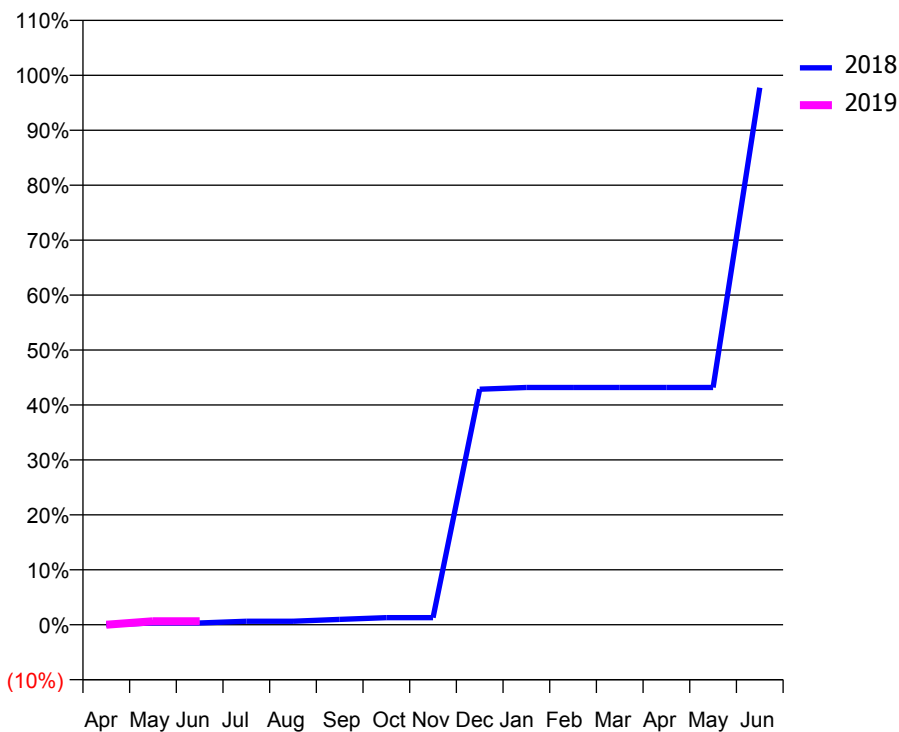
### Q59 - Vital Signs Orthodontic At a Glance Contract Report for 229792/0001 - June 2018

Name or company name	MR JJ CLIFFE	18/19 Contracted general activity (UDA)	8,300
Contract type name	GDS Contract	Carry forward general activity (UDA)	0
Purpose of contract	General and Orthodontic	18/19 Contracted orthodontic activity (UOA)	308
Contract start date	01/04/2006	Carry forward orthodontic activity (UOA)	0
Contract end date		Baseline contract value	£205,681.71

ACCESS	Contract	England and Wales
24 month ratio of assessments to patient IDs	1.05	1.09

ACTIVITY	Contract
Contract assess and fit appliances (case starts) as a percentage of Area Team case starts	0.3 %

Cumulative percentage of contracted UOA delivered 2018 & 2019



Month	Adjusted Scheduled Activity (UOA)		
	2017	2018	2019
April	0	0	0
May	0	1	2
June	1	1	2
July	2	2	
August	3	2	
September	3	3	
October	3	4	
November	3	4	
December	4	132	
January	5	133	
February	26	133	
March	26	133	
April	26	133	
May	173	133	
June	362	301	

#### QUANTITY METRICS (rolling 12 month period)

	Contract Quantity	Contract Base Number	Contract *	Area Team	Region	England
% of all assessments that were assess and fit appliances (case starts)	15	23	65.2%	62.4%	57.8%	60.4%
% of all assessments that were assess and refuse	3	23	13.0%	9.1%	11.1%	11.4%
% of all assessments that were assess and review	5	23	21.7%	28.5%	31.1%	28.3%
% of case starts with a reported IOTN of 3 and Aesthetic Component of 5 or below	0	15	N/A	0.1%	0.1%	0.1%
% of case starts with a reported IOTN of 3 and Aesthetic Component of 6 or above	0	15	N/A	2.7%	4.0%	4.0%
% of case starts with a reported IOTN of 4	15	15	100.0%	73.4%	76.4%	77.8%
% of case starts with a reported IOTN of 5	0	15	N/A	22.8%	17.5%	16.7 %
% of concluded courses in receipt of dual-arch fixed appliances	21	26	80.8%	62.0%	70.3%	74.3%
% of concluded courses where treatment was abandoned or discontinued	3	26	11.5%	7.5%	8.3%	6.9%
% of patients satisfied with the treatment they have received	5	5	100.0%	95.1%	96.1%	95.7%

\* Figures in italics indicate that the base number is less than 100.

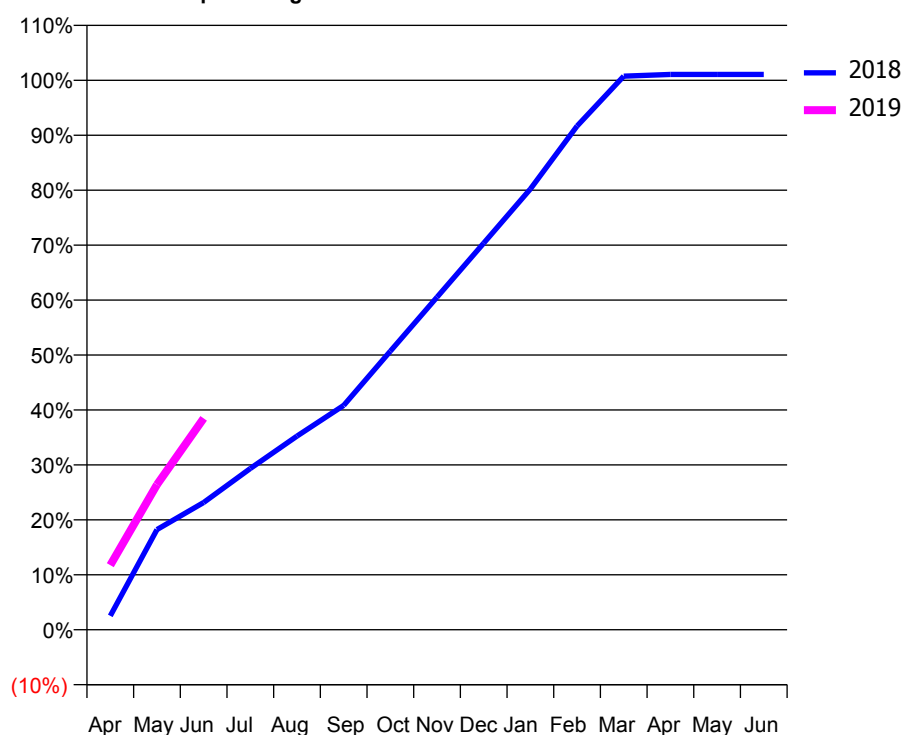
### Q59 - Vital Signs Orthodontic At a Glance Contract Report for 243868/0001 - June 2018

Name or company name	Holywell House Orthodontics Limited	18/19 Contracted general activity (UDA)	0
Contract type name	PDS Contract	Carry forward general activity (UDA)	0
Purpose of contract	Orthodontic	18/19 Contracted orthodontic activity (UOA)	13,238
Contract start date	01/04/2006	Carry forward orthodontic activity (UOA)	0
Contract end date	31/03/2019	Baseline contract value	£819,033.06

ACCESS	Contract	England and Wales
24 month ratio of assessments to patient IDs	1.01	1.09

ACTIVITY	Contract
Contract assess and fit appliances (case starts) as a percentage of Area Team case starts	14.8 %

Cumulative percentage of contracted UOA delivered 2018 & 2019



Month	Adjusted Scheduled Activity (UOA)		
	2017	2018	2019
April	762	336	1,558
May	1,499	2,415	3,496
June	2,558	3,066	5,092
July	3,701	3,885	
August	4,542	4,666	
September	5,662	5,405	
October	6,733	6,712	
November	8,269	8,014	
December	9,850	9,316	
January	10,988	10,619	
February	12,332	12,134	
March	13,218	13,336	
April	13,260	13,378	
May	13,260	13,379	
June	13,260	13,378	

#### QUANTITY METRICS (rolling 12 month period)

	Contract Quantity	Contract Base Number	Contract *	Area Team	Region	England
% of all assessments that were assess and fit appliances (case starts)	742	746	99.5%	62.4%	57.8%	60.4%
% of all assessments that were assess and refuse	3	746	0.4%	9.1%	11.1%	11.4%
% of all assessments that were assess and review	1	746	0.1%	28.5%	31.1%	28.3%
% of case starts with a reported IOTN of 3 and Aesthetic Component of 5 or below	0	742	N/A	0.1%	0.1%	0.1%
% of case starts with a reported IOTN of 3 and Aesthetic Component of 6 or above	5	742	0.7%	2.7%	4.0%	4.0%
% of case starts with a reported IOTN of 4	652	742	87.9%	73.4%	76.4%	77.8%
% of case starts with a reported IOTN of 5	82	742	11.1%	22.8%	17.5%	16.7 %
% of concluded courses in receipt of dual-arch fixed appliances	39	738	5.3%	62.0%	70.3%	74.3%
% of concluded courses where treatment was abandoned or discontinued	55	738	7.5%	7.5%	8.3%	6.9%
% of patients satisfied with the treatment they have received	18	18	100.0%	95.1%	96.1%	95.7%

\* Figures in italics indicate that the base number is less than 100.

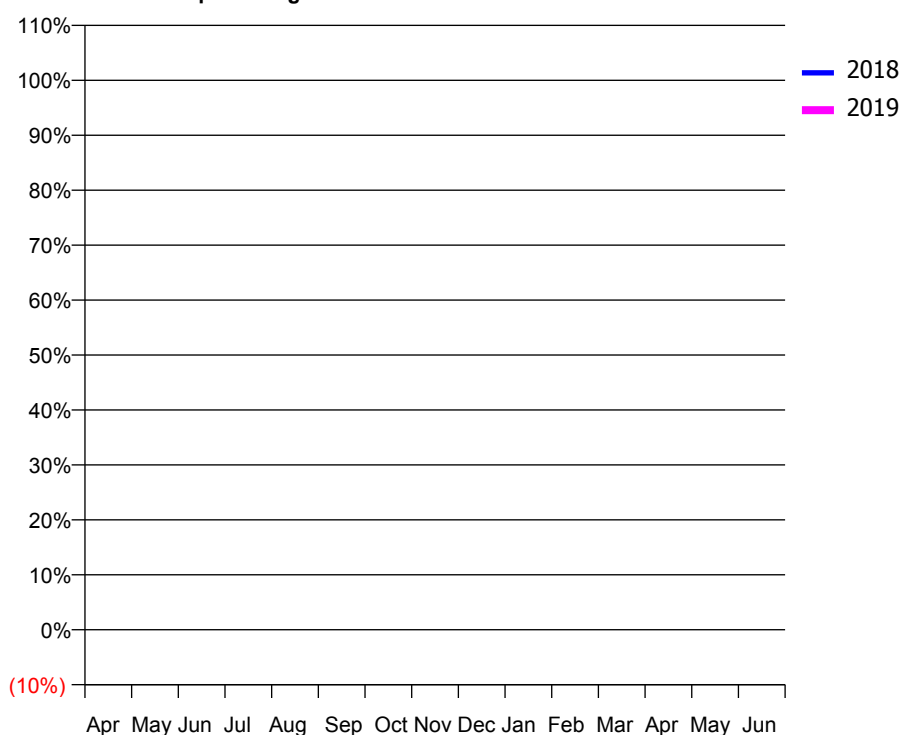
### Q59 - Vital Signs Orthodontic At a Glance Contract Report for 243868/0011 - June 2018

Name or company name	Holywell House Orthodontics Limited	18/19 Contracted general activity (UDA)	0
Contract type name	PDS Contract	Carry forward general activity (UDA)	0
Purpose of contract	General and Orthodontic	18/19 Contracted orthodontic activity (UOA)	0
Contract start date	01/12/2008	Carry forward orthodontic activity (UOA)	0
Contract end date	31/03/2019	Baseline contract value	£69,297.00

ACCESS	Contract	England and Wales
24 month ratio of assessments to patient IDs	1.04	1.09

ACTIVITY	Contract
Contract assess and fit appliances (case starts) as a percentage of Area Team case starts	2.5 %

Cumulative percentage of contracted UOA delivered 2018 & 2019



Month	Adjusted Scheduled Activity (UOA)		
	2017	2018	2019
April	194	42	192
May	305	323	590
June	500	515	766
July	783	896	
August	1,126	1,110	
September	1,383	1,282	
October	1,447	1,496	
November	1,472	1,669	
December	1,792	1,862	
January	2,007	1,949	
February	2,372	2,119	
March	2,568	2,267	
April	2,678	2,352	
May	2,678	2,352	
June	2,678	2,352	

#### QUANTITY METRICS (rolling 12 month period)

	Contract Quantity	Contract Base Number	Contract *	Area Team	Region	England
% of all assessments that were assess and fit appliances (case starts)	123	181	68.0%	62.4%	57.8%	60.4%
% of all assessments that were assess and refuse	2	181	1.1%	9.1%	11.1%	11.4%
% of all assessments that were assess and review	56	181	30.9%	28.5%	31.1%	28.3%
% of case starts with a reported IOTN of 3 and Aesthetic Component of 5 or below	0	123	N/A	0.1%	0.1%	0.1%
% of case starts with a reported IOTN of 3 and Aesthetic Component of 6 or above	0	123	N/A	2.7%	4.0%	4.0%
% of case starts with a reported IOTN of 4	2	123	1.6%	73.4%	76.4%	77.8%
% of case starts with a reported IOTN of 5	121	123	98.4%	22.8%	17.5%	16.7 %
% of concluded courses in receipt of dual-arch fixed appliances	0	73	N/A	62.0%	70.3%	74.3%
% of concluded courses where treatment was abandoned or discontinued	6	73	8.2%	7.5%	8.3%	6.9%
% of patients satisfied with the treatment they have received	3	3	100.0%	95.1%	96.1%	95.7%

\* Figures in italics indicate that the base number is less than 100.

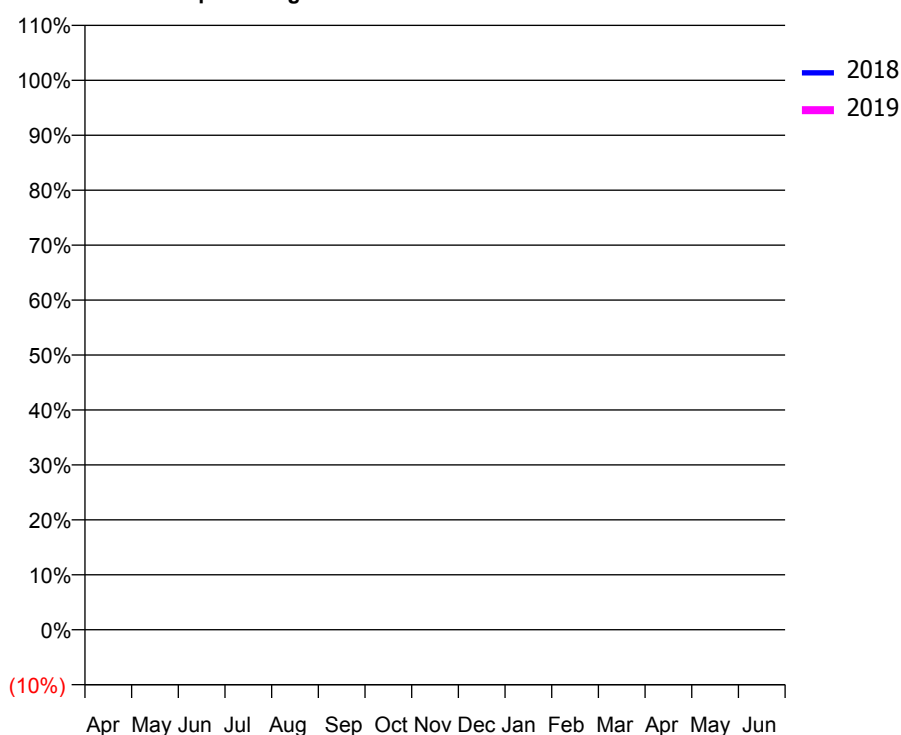
### Q59 - Vital Signs Orthodontic At a Glance Contract Report for 321389/0004 - June 2018

Name or company name	MISS CL TRACEY	18/19 Contracted general activity (UDA)	0
Contract type name	PDS Contract	Carry forward general activity (UDA)	0
Purpose of contract	General and Orthodontic	18/19 Contracted orthodontic activity (UOA)	0
Contract start date	16/03/2014	Carry forward orthodontic activity (UOA)	0
Contract end date	31/03/2019	Baseline contract value	£28,061.02

ACCESS	Contract	England and Wales
24 month ratio of assessments to patient IDs	1.01	1.09

ACTIVITY	Contract
Contract assess and fit appliances (case starts) as a percentage of Area Team case starts	1.3 %

Cumulative percentage of contracted UOA delivered 2018 & 2019



Month	Adjusted Scheduled Activity (UOA)		
	2017	2018	2019
April	0	0	0
May	22	84	106
June	171	233	128
July	257	422	
August	321	486	
September	515	594	
October	641	705	
November	727	752	
December	858	862	
January	945	884	
February	1,055	1,054	
March	1,204	1,308	
April	1,352	1,519	
May	1,352	1,520	
June	1,352	1,520	

#### QUANTITY METRICS (rolling 12 month period)

	Contract Quantity	Contract Base Number	Contract *	Area Team	Region	England
% of all assessments that were assess and fit appliances (case starts)	66	95	69.5%	62.4%	57.8%	60.4%
% of all assessments that were assess and refuse	0	95	0.0%	9.1%	11.1%	11.4%
% of all assessments that were assess and review	29	95	30.5%	28.5%	31.1%	28.3%
% of case starts with a reported IOTN of 3 and Aesthetic Component of 5 or below	0	66	N/A	0.1%	0.1%	0.1%
% of case starts with a reported IOTN of 3 and Aesthetic Component of 6 or above	0	66	N/A	2.7%	4.0%	4.0%
% of case starts with a reported IOTN of 4	18	66	27.3%	73.4%	76.4%	77.8%
% of case starts with a reported IOTN of 5	48	66	72.7%	22.8%	17.5%	16.7%
% of concluded courses in receipt of dual-arch fixed appliances	0	42	N/A	62.0%	70.3%	74.3%
% of concluded courses where treatment was abandoned or discontinued	4	42	9.5%	7.5%	8.3%	6.9%
% of patients satisfied with the treatment they have received	1	1	100.0%	95.1%	96.1%	95.7%

\* Figures in italics indicate that the base number is less than 100.

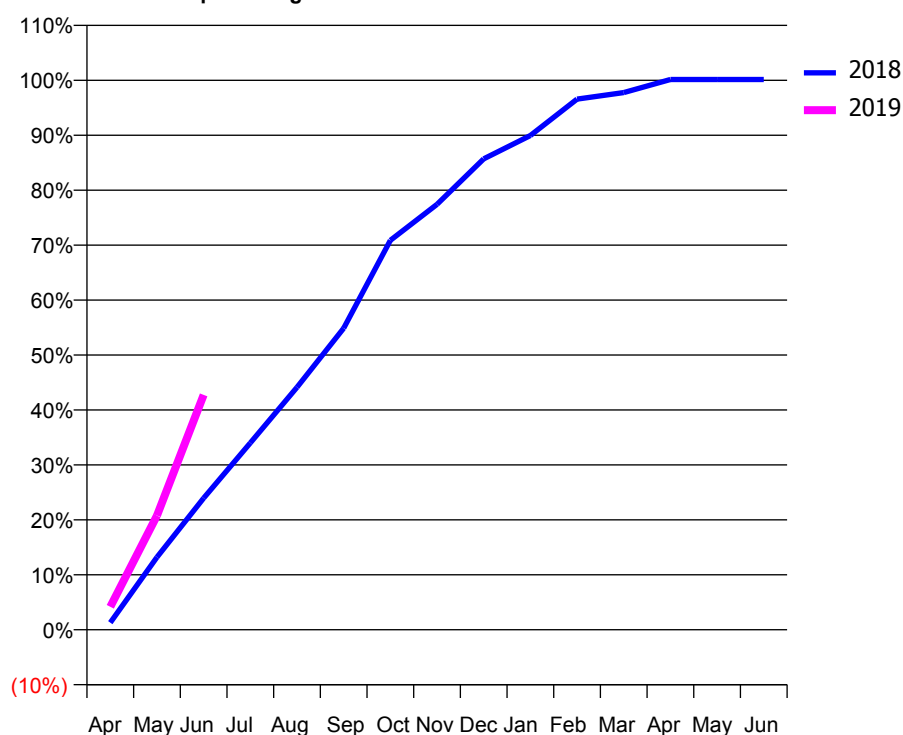
### Q59 - Vital Signs Orthodontic At a Glance Contract Report for 397156/0001 - June 2018

Name or company name	MR MD CLARE	18/19 Contracted general activity (UDA)	0
Contract type name	PDS Contract	Carry forward general activity (UDA)	0
Purpose of contract	Orthodontic	18/19 Contracted orthodontic activity (UOA)	3,554
Contract start date	01/04/2006	Carry forward orthodontic activity (UOA)	0
Contract end date	31/03/2019	Baseline contract value	£238,481.00

ACCESS	Contract	England and Wales
24 month ratio of assessments to patient IDs	1.06	1.09

ACTIVITY	Contract
Contract assess and fit appliances (case starts) as a percentage of Area Team case starts	4.0 %

Cumulative percentage of contracted UOA delivered 2018 & 2019



Month	Adjusted Scheduled Activity (UOA)		
	2017	2018	2019
April	231	46	149
May	510	470	739
June	682	852	1,519
July	1,211	1,209	
August	1,715	1,568	
September	2,095	1,950	
October	2,263	2,519	
November	2,452	2,752	
December	2,834	3,046	
January	3,044	3,197	
February	3,296	3,432	
March	3,453	3,474	
April	3,516	3,559	
May	3,516	3,559	
June	3,516	3,559	

#### QUANTITY METRICS (rolling 12 month period)

	Contract Quantity	Contract Base Number	Contract *	Area Team	Region	England
% of all assessments that were assess and fit appliances (case starts)	199	218	91.3%	62.4%	57.8%	60.4%
% of all assessments that were assess and refuse	3	218	1.4%	9.1%	11.1%	11.4%
% of all assessments that were assess and review	16	218	7.3%	28.5%	31.1%	28.3%
% of case starts with a reported IOTN of 3 and Aesthetic Component of 5 or below	0	199	N/A	0.1%	0.1%	0.1%
% of case starts with a reported IOTN of 3 and Aesthetic Component of 6 or above	4	199	2.0%	2.7%	4.0%	4.0%
% of case starts with a reported IOTN of 4	169	199	84.9%	73.4%	76.4%	77.8%
% of case starts with a reported IOTN of 5	26	199	13.1%	22.8%	17.5%	16.7 %
% of concluded courses in receipt of dual-arch fixed appliances	170	181	93.9%	62.0%	70.3%	74.3%
% of concluded courses where treatment was abandoned or discontinued	10	181	5.5%	7.5%	8.3%	6.9%
% of patients satisfied with the treatment they have received	9	9	100.0%	95.1%	96.1%	95.7%

\* Figures in italics indicate that the base number is less than 100.

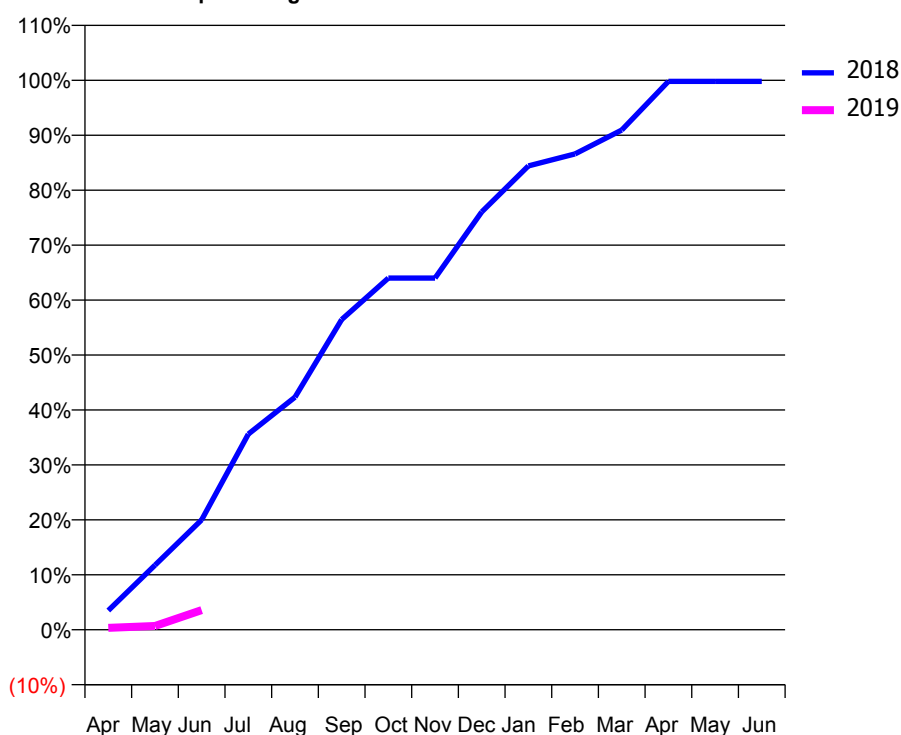
### Q59 - Vital Signs Orthodontic At a Glance Contract Report for 564249/0001 - June 2018

Name or company name	MR AN LUMB	18/19 Contracted general activity (UDA)	0
Contract type name	PDS Contract	Carry forward general activity (UDA)	0
Purpose of contract	Orthodontic	18/19 Contracted orthodontic activity (UOA)	6,111
Contract start date	01/04/2006	Carry forward orthodontic activity (UOA)	0
Contract end date	31/03/2019	Baseline contract value	£409,395.41

ACCESS	Contract	England and Wales
24 month ratio of assessments to patient IDs	1.17	1.09

ACTIVITY	Contract
Contract assess and fit appliances (case starts) as a percentage of Area Team case starts	4.8 %

Cumulative percentage of contracted UOA delivered 2018 & 2019



Month	Adjusted Scheduled Activity (UOA)		
	2017	2018	2019
April	0	215	21
May	1,146	720	42
June	1,146	1,226	218
July	2,199	2,183	
August	3,578	2,595	
September	3,578	3,461	
October	3,578	3,923	
November	5,254	3,923	
December	5,254	4,662	
January	5,797	5,174	
February	5,829	5,308	
March	5,944	5,574	
April	6,008	6,118	
May	6,154	6,118	
June	6,154	6,118	

#### QUANTITY METRICS (rolling 12 month period)

	Contract Quantity	Contract Base Number	Contract *	Area Team	Region	England
% of all assessments that were assess and fit appliances (case starts)	242	487	49.7%	62.4%	57.8%	60.4%
% of all assessments that were assess and refuse	53	487	10.9%	9.1%	11.1%	11.4%
% of all assessments that were assess and review	192	487	39.4%	28.5%	31.1%	28.3%
% of case starts with a reported IOTN of 3 and Aesthetic Component of 5 or below	1	242	0.4%	0.1%	0.1%	0.1%
% of case starts with a reported IOTN of 3 and Aesthetic Component of 6 or above	32	242	13.2%	2.7%	4.0%	4.0%
% of case starts with a reported IOTN of 4	183	242	75.6%	73.4%	76.4%	77.8%
% of case starts with a reported IOTN of 5	25	242	10.3%	22.8%	17.5%	16.7 %
% of concluded courses in receipt of dual-arch fixed appliances	251	286	87.8%	62.0%	70.3%	74.3%
% of concluded courses where treatment was abandoned or discontinued	15	286	5.2%	7.5%	8.3%	6.9%
% of patients satisfied with the treatment they have received	8	8	100.0%	95.1%	96.1%	95.7%

\* Figures in italics indicate that the base number is less than 100.

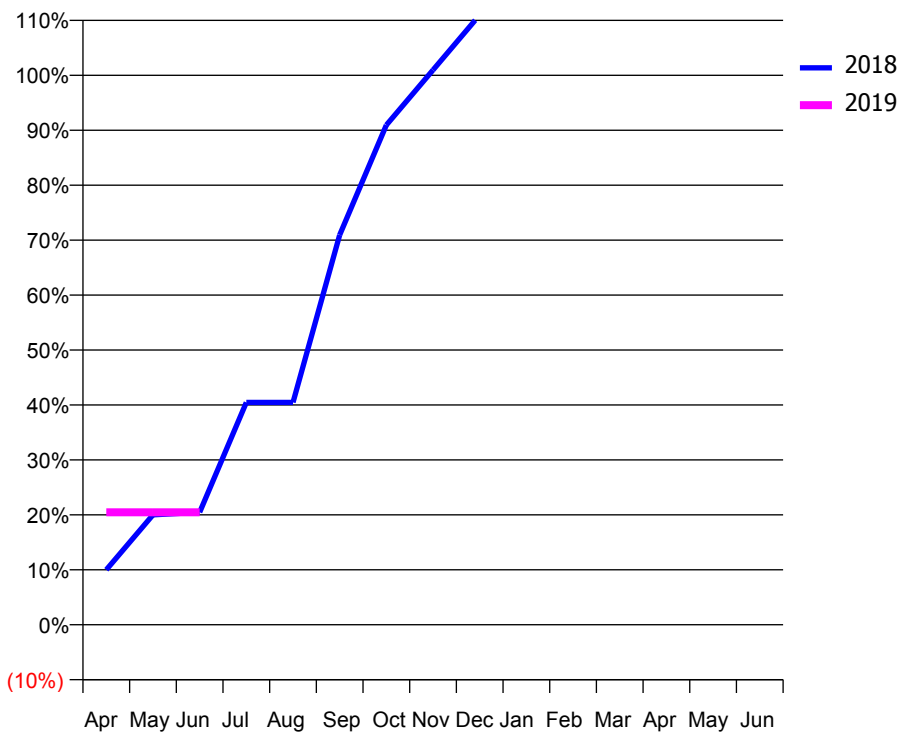
### Q59 - Vital Signs Orthodontic At a Glance Contract Report for 573477/0001 - June 2018

Name or company name	MR TW POWELL	18/19 Contracted general activity (UDA)	20,000
Contract type name	GDS Contract	Carry forward general activity (UDA)	0
Purpose of contract	General and Orthodontic	18/19 Contracted orthodontic activity (UOA)	210
Contract start date	01/04/2006	Carry forward orthodontic activity (UOA)	0
Contract end date		Baseline contract value	£505,110.93

ACCESS	Contract	England and Wales
24 month ratio of assessments to patient IDs	1.15	1.09

ACTIVITY	Contract
Contract assess and fit appliances (case starts) as a percentage of Area Team case starts	0.2 %

Cumulative percentage of contracted UOA delivered 2018 & 2019



Month	Adjusted Scheduled Activity (UOA)		
	2017	2018	2019
April	0	21	43
May	21	42	43
June	42	43	43
July	126	85	
August	232	85	
September	232	149	
October	234	191	
November	234	212	
December	234	233	
January	237	233	
February	237	233	
March	237	233	
April	237	233	
May	237	233	
June	237	233	

#### QUANTITY METRICS (rolling 12 month period)

	Contract Quantity	Contract Base Number	Contract *	Area Team	Region	England
% of all assessments that were assess and fit appliances (case starts)	11	13	84.6%	62.4%	57.8%	60.4%
% of all assessments that were assess and refuse	0	13	0.0%	9.1%	11.1%	11.4%
% of all assessments that were assess and review	2	13	15.4%	28.5%	31.1%	28.3%
% of case starts with a reported IOTN of 3 and Aesthetic Component of 5 or below	0	11	N/A	0.1%	0.1%	0.1%
% of case starts with a reported IOTN of 3 and Aesthetic Component of 6 or above	3	11	27.3%	2.7%	4.0%	4.0%
% of case starts with a reported IOTN of 4	8	11	72.7%	73.4%	76.4%	77.8%
% of case starts with a reported IOTN of 5	0	11	N/A	22.8%	17.5%	16.7%
% of concluded courses in receipt of dual-arch fixed appliances	3	10	30.0%	62.0%	70.3%	74.3%
% of concluded courses where treatment was abandoned or discontinued	0	10	0.0%	7.5%	8.3%	6.9%
% of patients satisfied with the treatment they have received	1	1	100.0%	95.1%	96.1%	95.7%

\* Figures in italics indicate that the base number is less than 100.

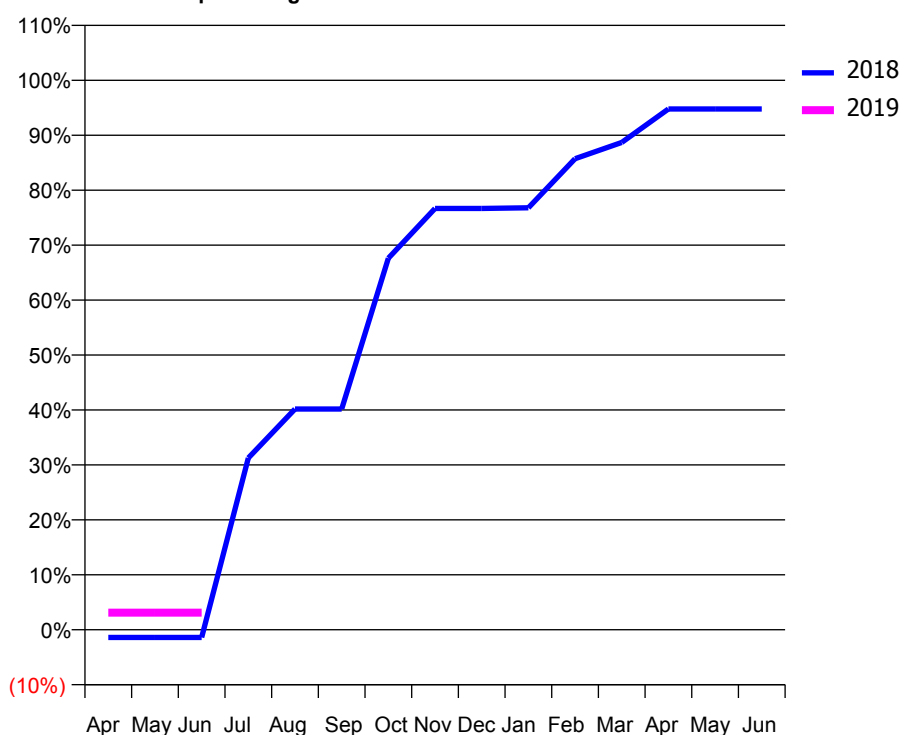
### Q59 - Vital Signs Orthodontic At a Glance Contract Report for 796964/0002 - June 2018

Name or company name	MR A SMITH	18/19 Contracted general activity (UDA)	33,500
Contract type name	GDS Contract	Carry forward general activity (UDA)	0
Purpose of contract	General and Orthodontic	18/19 Contracted orthodontic activity (UOA)	707
Contract start date	01/08/2014	Carry forward orthodontic activity (UOA)	0
Contract end date		Baseline contract value	£945,450.81

ACCESS	Contract	England and Wales
24 month ratio of assessments to patient IDs	1.00	1.09

ACTIVITY	Contract
Contract assess and fit appliances (case starts) as a percentage of Area Team case starts	0.7 %

Cumulative percentage of contracted UOA delivered 2018 & 2019



Month	Adjusted Scheduled Activity (UOA)		
	2017	2018	2019
April	0	-10	22
May	1	-10	22
June	1	-10	22
July	85	221	
August	128	284	
September	212	284	
October	233	478	
November	233	542	
December	298	542	
January	508	543	
February	613	606	
March	613	627	
April	697	670	
May	697	670	
June	697	670	

#### QUANTITY METRICS (rolling 12 month period)

	Contract Quantity	Contract Base Number	Contract *	Area Team	Region	England
% of all assessments that were assess and fit appliances (case starts)	35	40	87.5%	62.4%	57.8%	60.4%
% of all assessments that were assess and refuse	1	40	2.5%	9.1%	11.1%	11.4%
% of all assessments that were assess and review	4	40	10.0%	28.5%	31.1%	28.3%
% of case starts with a reported IOTN of 3 and Aesthetic Component of 5 or below	0	35	N/A	0.1%	0.1%	0.1%
% of case starts with a reported IOTN of 3 and Aesthetic Component of 6 or above	0	35	N/A	2.7%	4.0%	4.0%
% of case starts with a reported IOTN of 4	35	35	100.0%	73.4%	76.4%	77.8%
% of case starts with a reported IOTN of 5	0	35	N/A	22.8%	17.5%	16.7 %
% of concluded courses in receipt of dual-arch fixed appliances	0	33	N/A	62.0%	70.3%	74.3%
% of concluded courses where treatment was abandoned or discontinued	8	33	24.2%	7.5%	8.3%	6.9%
% of patients satisfied with the treatment they have received	0	1	0.0%	95.1%	96.1%	95.7%

\* Figures in italics indicate that the base number is less than 100.



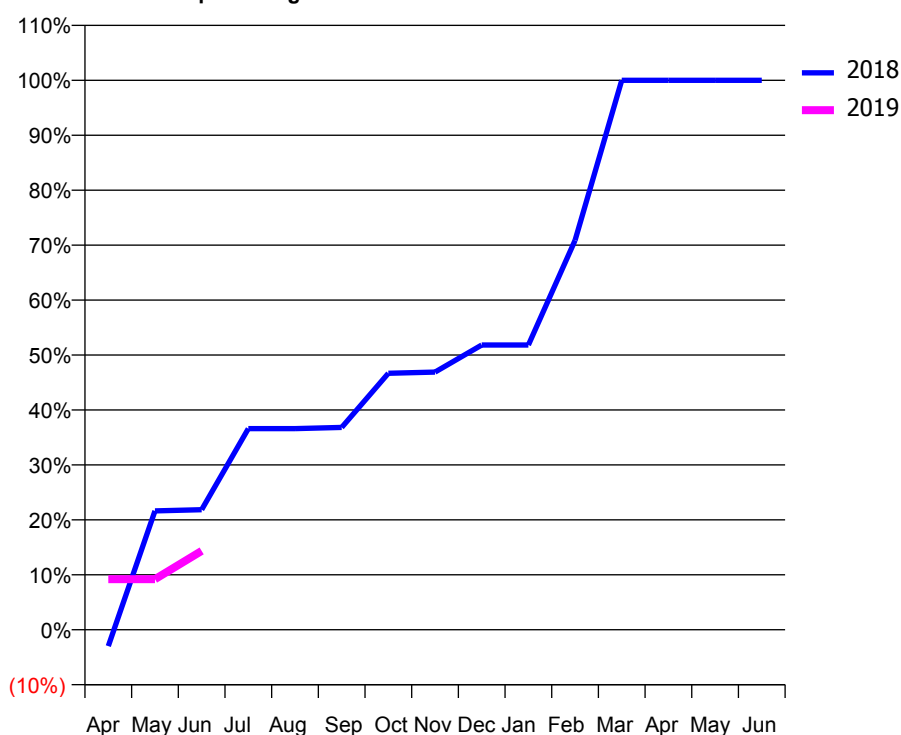
### Q59 - Vital Signs Orthodontic At a Glance Contract Report for 812692/0001 - June 2018

Name or company name	MR RD KIDY	18/19 Contracted general activity (UDA)	18,737
Contract type name	GDS Contract	Carry forward general activity (UDA)	0
Purpose of contract	General and Orthodontic	18/19 Contracted orthodontic activity (UOA)	467
Contract start date	01/04/2006	Carry forward orthodontic activity (UOA)	0
Contract end date		Baseline contract value	£414,407.77

ACCESS	Contract	England and Wales
24 month ratio of assessments to patient IDs	1.11	1.09

ACTIVITY	Contract
Contract assess and fit appliances (case starts) as a percentage of Area Team case starts	0.4 %

Cumulative percentage of contracted UOA delivered 2018 & 2019



Month	Adjusted Scheduled Activity (UOA)		
	2017	2018	2019
April	-5	-14	43
May	-5	101	43
June	61	102	67
July	148	171	
August	235	171	
September	235	172	
October	362	218	
November	383	219	
December	427	242	
January	450	242	
February	450	331	
March	451	467	
April	453	467	
May	453	467	
June	453	467	

#### QUANTITY METRICS (rolling 12 month period)

	Contract Quantity	Contract Base Number	Contract *	Area Team	Region	England
% of all assessments that were assess and fit appliances (case starts)	19	52	36.5%	62.4%	57.8%	60.4%
% of all assessments that were assess and refuse	5	52	9.6%	9.1%	11.1%	11.4%
% of all assessments that were assess and review	28	52	53.8%	28.5%	31.1%	28.3%
% of case starts with a reported IOTN of 3 and Aesthetic Component of 5 or below	0	19	<i>N/A</i>	0.1%	0.1%	0.1%
% of case starts with a reported IOTN of 3 and Aesthetic Component of 6 or above	0	19	<i>N/A</i>	2.7%	4.0%	4.0%
% of case starts with a reported IOTN of 4	18	19	94.7%	73.4%	76.4%	77.8%
% of case starts with a reported IOTN of 5	1	19	5.3%	22.8%	17.5%	16.7 %
% of concluded courses in receipt of dual-arch fixed appliances	14	14	100.0%	62.0%	70.3%	74.3%
% of concluded courses where treatment was abandoned or discontinued	0	14	0.0%	7.5%	8.3%	6.9%
% of patients satisfied with the treatment they have received	0	0	<i>N/A</i>	95.1%	96.1%	95.7%

\* Figures in italics indicate that the base number is less than 100.

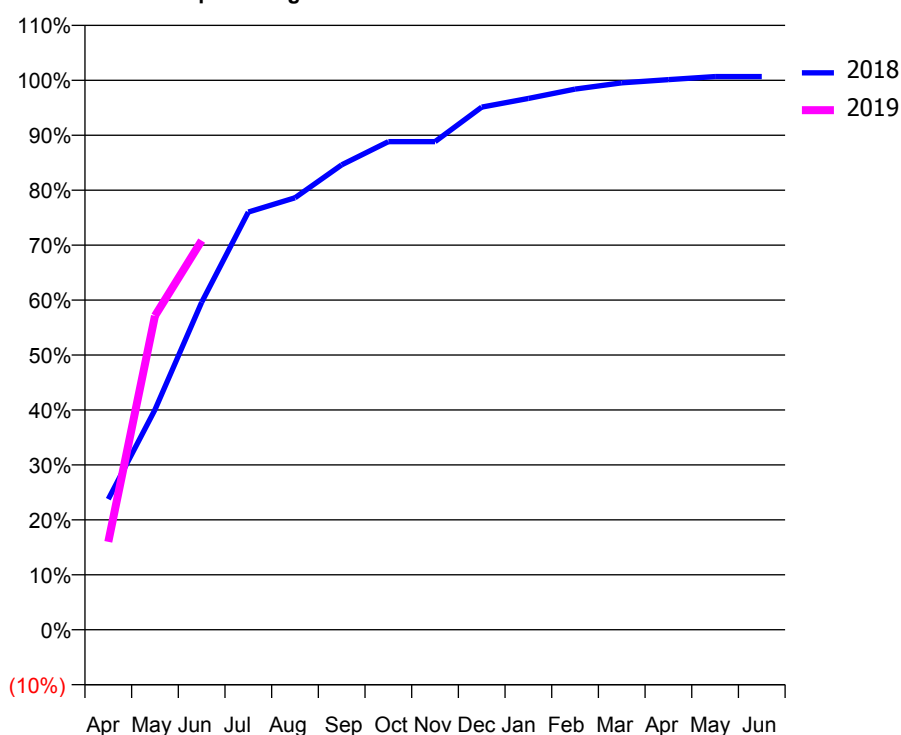
### Q59 - Vital Signs Orthodontic At a Glance Contract Report for 914541/0001 - June 2018

Name or company name	MRS CJ PATEL	18/19 Contracted general activity (UDA)	0
Contract type name	PDS Contract	Carry forward general activity (UDA)	0
Purpose of contract	Orthodontic	18/19 Contracted orthodontic activity (UOA)	3,683
Contract start date	01/04/2006	Carry forward orthodontic activity (UOA)	0
Contract end date	31/03/2019	Baseline contract value	£245,726.07

ACCESS	Contract	England and Wales
24 month ratio of assessments to patient IDs	1.34	1.09

ACTIVITY	Contract
Contract assess and fit appliances (case starts) as a percentage of Area Team case starts	3.8 %

Cumulative percentage of contracted UOA delivered 2018 & 2019



Month	Adjusted Scheduled Activity (UOA)		
	2017	2018	2019
April	0	875	589
May	1,980	1,475	2,104
June	1,980	2,195	2,608
July	2,888	2,800	
August	3,187	2,895	
September	3,187	3,116	
October	3,187	3,272	
November	3,415	3,272	
December	3,415	3,503	
January	3,562	3,561	
February	3,591	3,624	
March	3,687	3,666	
April	3,695	3,687	
May	3,695	3,708	
June	3,695	3,708	

#### QUANTITY METRICS (rolling 12 month period)

	Contract Quantity	Contract Base Number	Contract *	Area Team	Region	England
% of all assessments that were assess and fit appliances (case starts)	189	374	50.5%	62.4%	57.8%	60.4%
% of all assessments that were assess and refuse	60	374	16.0%	9.1%	11.1%	11.4%
% of all assessments that were assess and review	125	374	33.4%	28.5%	31.1%	28.3%
% of case starts with a reported IOTN of 3 and Aesthetic Component of 5 or below	0	189	N/A	0.1%	0.1%	0.1%
% of case starts with a reported IOTN of 3 and Aesthetic Component of 6 or above	29	189	15.3%	2.7%	4.0%	4.0%
% of case starts with a reported IOTN of 4	149	189	78.8%	73.4%	76.4%	77.8%
% of case starts with a reported IOTN of 5	11	189	5.8%	22.8%	17.5%	16.7 %
% of concluded courses in receipt of dual-arch fixed appliances	177	189	93.7%	62.0%	70.3%	74.3%
% of concluded courses where treatment was abandoned or discontinued	10	189	5.3%	7.5%	8.3%	6.9%
% of patients satisfied with the treatment they have received	1	1	100.0%	95.1%	96.1%	95.7%

\* Figures in italics indicate that the base number is less than 100.

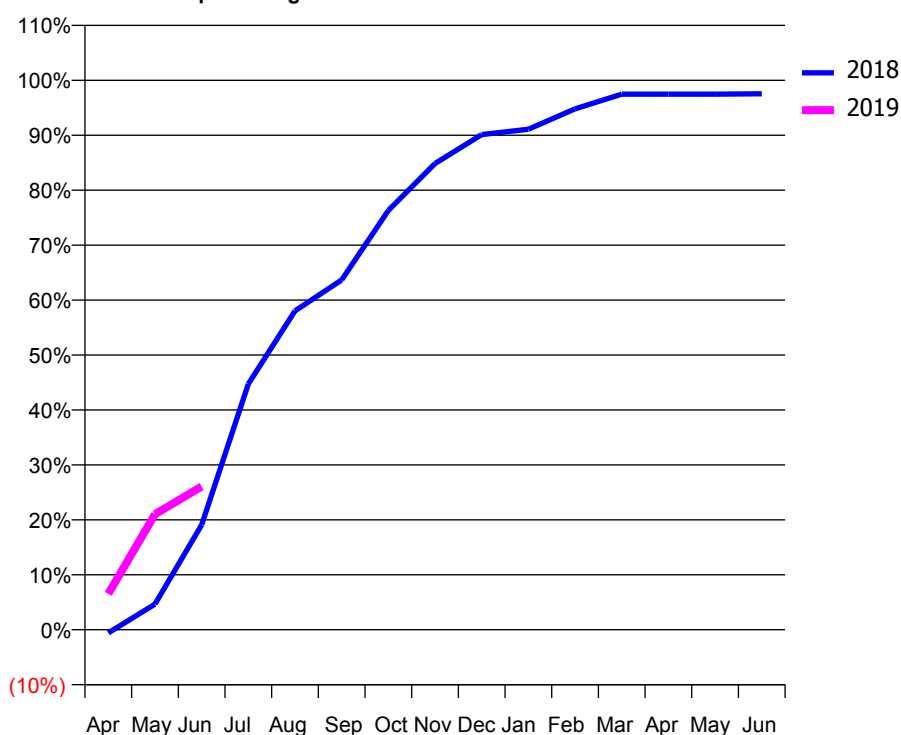
### Q59 - Vital Signs Orthodontic At a Glance Contract Report for 914975/0001 - June 2018

Name or company name	MR CR SUTTON	18/19 Contracted general activity (UDA)	1,350
Contract type name	GDS Contract	Carry forward general activity (UDA)	0
Purpose of contract	General and Orthodontic	18/19 Contracted orthodontic activity (UOA)	1,346
Contract start date	01/04/2006	Carry forward orthodontic activity (UOA)	0
Contract end date		Baseline contract value	£125,639.56

ACCESS	Contract	England and Wales
24 month ratio of assessments to patient IDs	1.40	1.09

ACTIVITY	Contract
Contract assess and fit appliances (case starts) as a percentage of Area Team case starts	1.2 %

Cumulative percentage of contracted UOA delivered 2018 & 2019



Month	Adjusted Scheduled Activity (UOA)		
	2017	2018	2019
April	73	-8	88
May	292	63	283
June	413	257	351
July	597	602	
August	721	781	
September	797	857	
October	913	1,027	
November	1,010	1,142	
December	1,045	1,213	
January	1,166	1,226	
February	1,264	1,276	
March	1,295	1,312	
April	1,320	1,312	
May	1,320	1,312	
June	1,320	1,313	

#### QUANTITY METRICS (rolling 12 month period)

	Contract Quantity	Contract Base Number	Contract *	Area Team	Region	England
% of all assessments that were assess and fit appliances (case starts)	62	232	26.7%	62.4%	57.8%	60.4%
% of all assessments that were assess and refuse	11	232	4.7%	9.1%	11.1%	11.4%
% of all assessments that were assess and review	159	232	68.5%	28.5%	31.1%	28.3%
% of case starts with a reported IOTN of 3 and Aesthetic Component of 5 or below	0	62	<i>N/A</i>	0.1%	0.1%	0.1%
% of case starts with a reported IOTN of 3 and Aesthetic Component of 6 or above	4	62	6.5%	2.7%	4.0%	4.0%
% of case starts with a reported IOTN of 4	54	62	87.1%	73.4%	76.4%	77.8%
% of case starts with a reported IOTN of 5	4	62	6.5%	22.8%	17.5%	16.7 %
% of concluded courses in receipt of dual-arch fixed appliances	7	50	14.0%	62.0%	70.3%	74.3%
% of concluded courses where treatment was abandoned or discontinued	3	50	6.0%	7.5%	8.3%	6.9%
% of patients satisfied with the treatment they have received	1	1	100.0%	95.1%	96.1%	95.7%

\* Figures in italics indicate that the base number is less than 100.

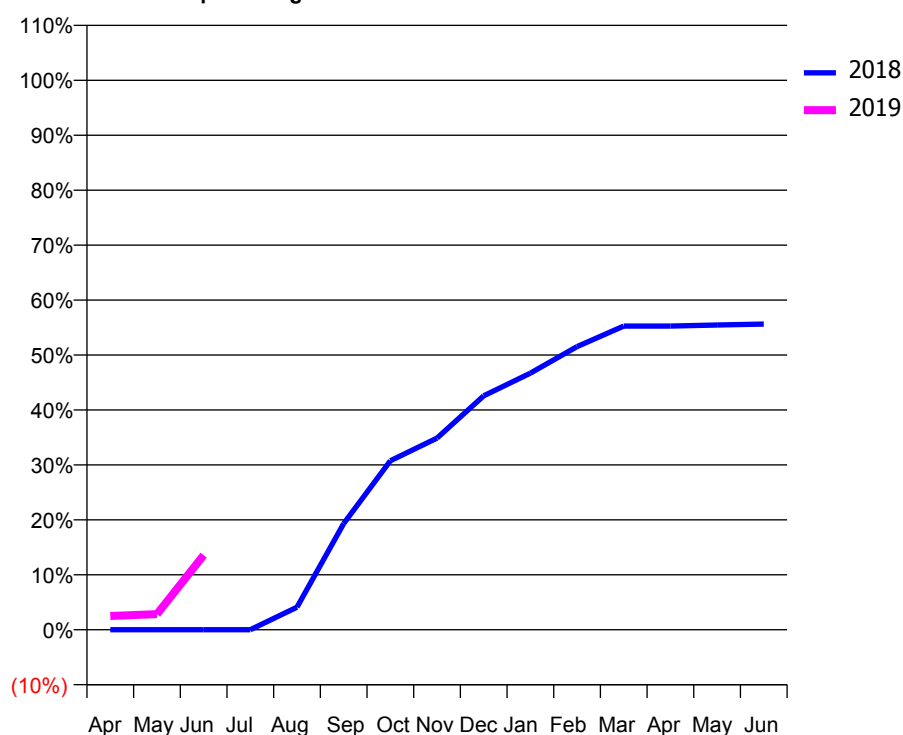
### Q60 - Vital Signs Orthodontic At a Glance Contract Report for 100486/0000 - June 2018

Name or company name	New Park House Dental Centre	18/19 Contracted general activity (UDA)	4,528
Contract type name	GDS Contract	Carry forward general activity (UDA)	0
Purpose of contract	General and Orthodontic	18/19 Contracted orthodontic activity (UOA)	839
Contract start date	01/08/2017	Carry forward orthodontic activity (UOA)	0
Contract end date		Baseline contract value	£180,377.13

ACCESS	Contract	England and Wales
24 month ratio of assessments to patient IDs	1.00	1.09

ACTIVITY	Contract
Contract assess and fit appliances (case starts) as a percentage of Area Team case starts	0.4 %

Cumulative percentage of contracted UOA delivered 2018 & 2019



Month	Adjusted Scheduled Activity (UOA)		
	2017	2018	2019
April	0	0	21
May	0	0	24
June	0	0	114
July	0	0	
August	0	23	
September	0	108	
October	0	172	
November	0	195	
December	0	238	
January	0	261	
February	0	288	
March	0	309	
April	0	309	
May	0	310	
June	0	311	

#### QUANTITY METRICS (rolling 12 month period)

	Contract Quantity	Contract Base Number	Contract *	Area Team	Region	England
% of all assessments that were assess and fit appliances (case starts)	21	39	53.8%	57.9%	57.8%	60.4%
% of all assessments that were assess and refuse	4	39	10.3%	16.0%	11.1%	11.4%
% of all assessments that were assess and review	14	39	35.9%	26.0%	31.1%	28.3%
% of case starts with a reported IOTN of 3 and Aesthetic Component of 5 or below	0	21	<i>N/A</i>	0.1%	0.1%	0.1%
% of case starts with a reported IOTN of 3 and Aesthetic Component of 6 or above	0	21	<i>N/A</i>	3.6%	4.0%	4.0%
% of case starts with a reported IOTN of 4	16	21	76.2%	79.1%	76.4%	77.8%
% of case starts with a reported IOTN of 5	5	21	23.8%	16.4%	17.5%	16.7 %
% of concluded courses in receipt of dual-arch fixed appliances	7	28	25.0%	78.4%	70.3%	74.3%
% of concluded courses where treatment was abandoned or discontinued	1	28	3.6%	8.1%	8.3%	6.9%
% of patients satisfied with the treatment they have received	0	0	<i>N/A</i>	97.2%	96.1%	95.7%

\* Figures in italics indicate that the base number is less than 100.

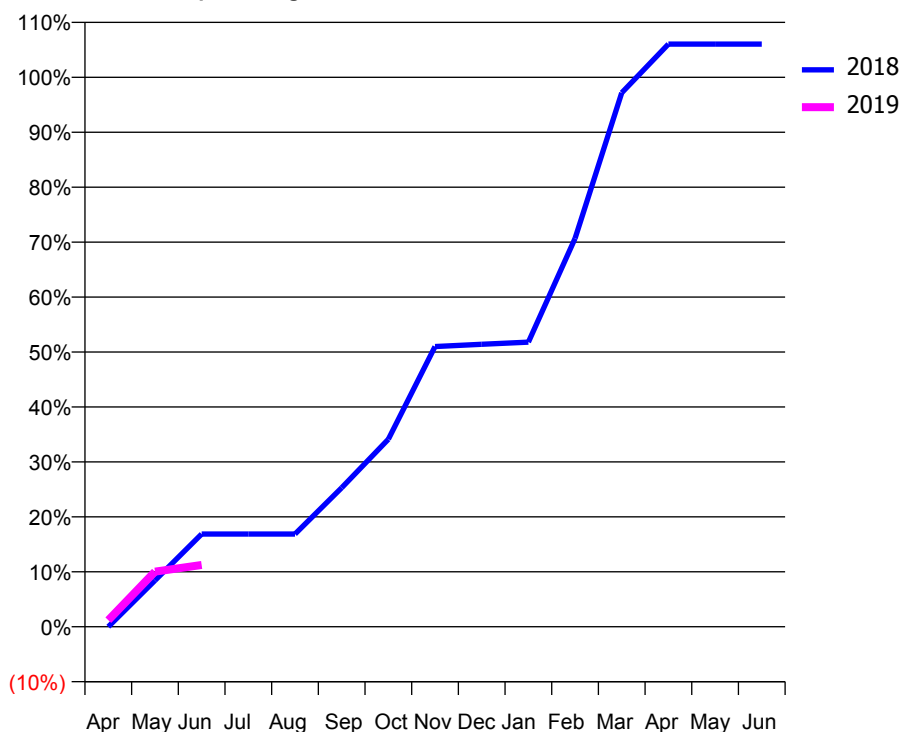
### Q60 - Vital Signs Orthodontic At a Glance Contract Report for 106313/0001 - June 2018

Name or company name	Butler and Finnigan Dental Practice (BC) Ltd	18/19 Contracted general activity (UDA)	10,500
Contract type name	GDS Contract	Carry forward general activity (UDA)	0
Purpose of contract	General and Orthodontic	18/19 Contracted orthodontic activity (UOA)	249
Contract start date	01/04/2014	Carry forward orthodontic activity (UOA)	0
Contract end date		Baseline contract value	£265,984.83

ACCESS	Contract	England and Wales
24 month ratio of assessments to patient IDs	1.14	1.09

ACTIVITY	Contract
Contract assess and fit appliances (case starts) as a percentage of Area Team case starts	0.2 %

Cumulative percentage of contracted UOA delivered 2018 & 2019



Month	Adjusted Scheduled Activity (UOA)		
	2017	2018	2019
April	42	0	3
May	65	21	25
June	68	42	28
July	91	42	
August	114	42	
September	136	63	
October	137	85	
November	180	127	
December	180	128	
January	182	129	
February	242	176	
March	242	242	
April	263	264	
May	263	264	
June	263	264	

#### QUANTITY METRICS (rolling 12 month period)

	Contract Quantity	Contract Base Number	Contract *	Area Team	Region	England
% of all assessments that were assess and fit appliances (case starts)	11	30	36.7%	57.9%	57.8%	60.4%
% of all assessments that were assess and refuse	1	30	3.3%	16.0%	11.1%	11.4%
% of all assessments that were assess and review	18	30	60.0%	26.0%	31.1%	28.3%
% of case starts with a reported IOTN of 3 and Aesthetic Component of 5 or below	0	11	N/A	0.1%	0.1%	0.1%
% of case starts with a reported IOTN of 3 and Aesthetic Component of 6 or above	0	11	N/A	3.6%	4.0%	4.0%
% of case starts with a reported IOTN of 4	7	11	63.6%	79.1%	76.4%	77.8%
% of case starts with a reported IOTN of 5	4	11	36.4%	16.4%	17.5%	16.7%
% of concluded courses in receipt of dual-arch fixed appliances	1	2	50.0%	78.4%	70.3%	74.3%
% of concluded courses where treatment was abandoned or discontinued	0	2	0.0%	8.1%	8.3%	6.9%
% of patients satisfied with the treatment they have received	1	1	100.0%	97.2%	96.1%	95.7%

\* Figures in italics indicate that the base number is less than 100.

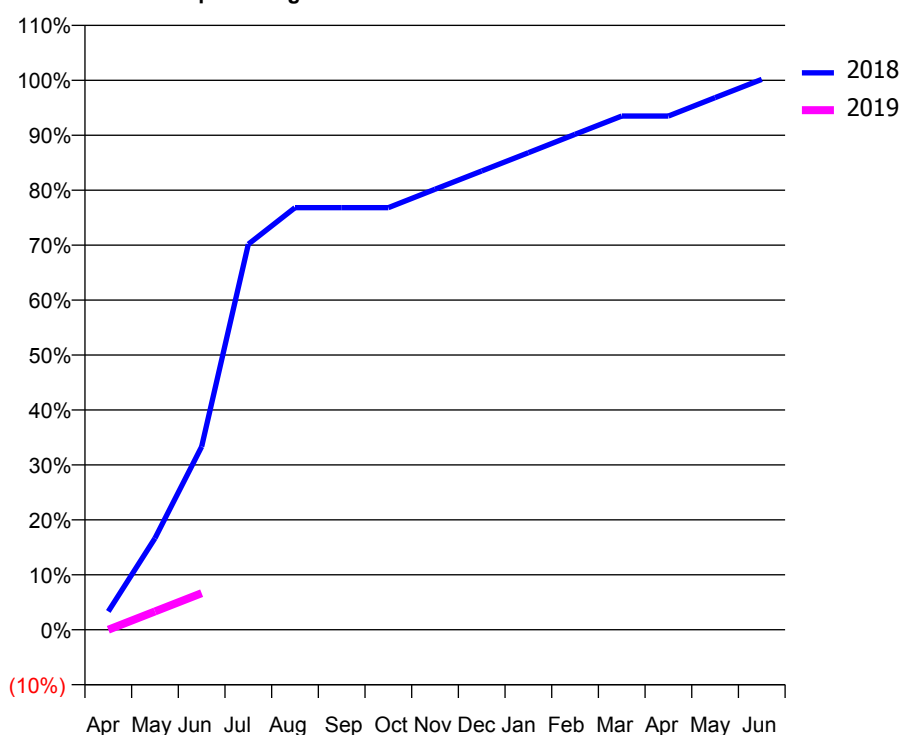
### Q60 - Vital Signs Orthodontic At a Glance Contract Report for 107220/0001 - June 2018

Name or company name	Castle View House Dental Practice	18/19 Contracted general activity (UDA)	25,580
Contract type name	GDS Contract	Carry forward general activity (UDA)	0
Purpose of contract	General and Orthodontic	18/19 Contracted orthodontic activity (UOA)	630
Contract start date	01/04/2014	Carry forward orthodontic activity (UOA)	0
Contract end date		Baseline contract value	£816,967.60

ACCESS	Contract	England and Wales
24 month ratio of assessments to patient IDs	1.00	1.09

ACTIVITY	Contract
Contract assess and fit appliances (case starts) as a percentage of Area Team case starts	0.5 %

Cumulative percentage of contracted UOA delivered 2018 & 2019



Month	Adjusted Scheduled Activity (UOA)		
	2017	2018	2019
April	0	21	0
May	42	105	21
June	126	210	42
July	126	442	
August	147	484	
September	147	484	
October	147	484	
November	147	505	
December	252	526	
January	462	547	
February	462	568	
March	567	589	
April	630	589	
May	630	610	
June	630	631	

#### QUANTITY METRICS (rolling 12 month period)

	Contract Quantity	Contract Base Number	Contract *	Area Team	Region	England
% of all assessments that were assess and fit appliances (case starts)	23	24	95.8%	57.9%	57.8%	60.4%
% of all assessments that were assess and refuse	0	24	0.0%	16.0%	11.1%	11.4%
% of all assessments that were assess and review	1	24	4.2%	26.0%	31.1%	28.3%
% of case starts with a reported IOTN of 3 and Aesthetic Component of 5 or below	0	23	N/A	0.1%	0.1%	0.1%
% of case starts with a reported IOTN of 3 and Aesthetic Component of 6 or above	0	23	N/A	3.6%	4.0%	4.0%
% of case starts with a reported IOTN of 4	23	23	100.0%	79.1%	76.4%	77.8%
% of case starts with a reported IOTN of 5	0	23	N/A	16.4%	17.5%	16.7 %
% of concluded courses in receipt of dual-arch fixed appliances	10	11	90.9%	78.4%	70.3%	74.3%
% of concluded courses where treatment was abandoned or discontinued	0	11	0.0%	8.1%	8.3%	6.9%
% of patients satisfied with the treatment they have received	0	0	N/A	97.2%	96.1%	95.7%

\* Figures in italics indicate that the base number is less than 100.

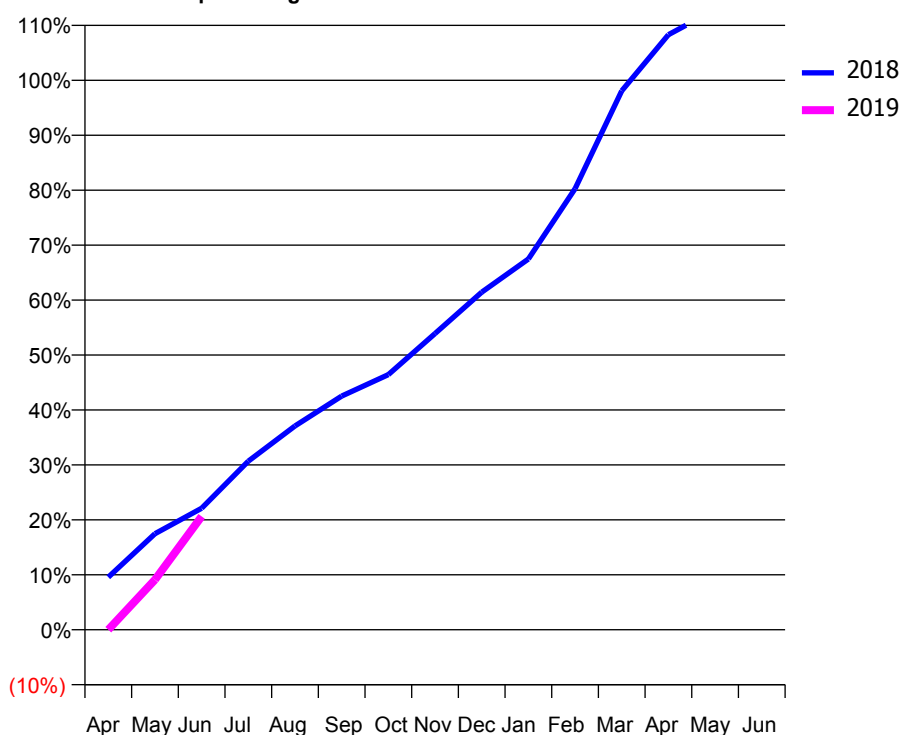
### Q60 - Vital Signs Orthodontic At a Glance Contract Report for 111295/0001 - June 2018

Name or company name	Modwena Orthodontics Limited	18/19 Contracted general activity (UDA)	0
Contract type name	PDS Contract	Carry forward general activity (UDA)	0
Purpose of contract	Orthodontic	18/19 Contracted orthodontic activity (UOA)	10,106
Contract start date	01/10/2014	Carry forward orthodontic activity (UOA)	0
Contract end date	31/03/2019	Baseline contract value	£541,997.63

ACCESS	Contract	England and Wales
24 month ratio of assessments to patient IDs	1.09	1.09

ACTIVITY	Contract
Contract assess and fit appliances (case starts) as a percentage of Area Team case starts	10.4 %

Cumulative percentage of contracted UOA delivered 2018 & 2019



Month	Adjusted Scheduled Activity (UOA)		
	2017	2018	2019
April	928	968	0
May	1,523	1,768	922
June	2,299	2,235	2,087
July	3,393	3,101	
August	4,228	3,748	
September	5,209	4,297	
October	6,077	4,692	
November	6,946	5,447	
December	8,022	6,208	
January	8,735	6,819	
February	9,569	8,111	
March	9,902	9,912	
April	10,038	10,944	
May	10,038	11,406	
June	10,038	11,406	

#### QUANTITY METRICS (rolling 12 month period)

	Contract Quantity	Contract Base Number	Contract *	Area Team	Region	England
% of all assessments that were assess and fit appliances (case starts)	521	1,007	51.7%	57.9%	57.8%	60.4%
% of all assessments that were assess and refuse	134	1,007	13.3%	16.0%	11.1%	11.4%
% of all assessments that were assess and review	352	1,007	35.0%	26.0%	31.1%	28.3%
% of case starts with a reported IOTN of 3 and Aesthetic Component of 5 or below	0	521	N/A	0.1%	0.1%	0.1%
% of case starts with a reported IOTN of 3 and Aesthetic Component of 6 or above	24	521	4.6%	3.6%	4.0%	4.0%
% of case starts with a reported IOTN of 4	413	521	79.3%	79.1%	76.4%	77.8%
% of case starts with a reported IOTN of 5	84	521	16.1%	16.4%	17.5%	16.7%
% of concluded courses in receipt of dual-arch fixed appliances	388	428	90.7%	78.4%	70.3%	74.3%
% of concluded courses where treatment was abandoned or discontinued	36	428	8.4%	8.1%	8.3%	6.9%
% of patients satisfied with the treatment they have received	11	11	100.0%	97.2%	96.1%	95.7%

\* Figures in italics indicate that the base number is less than 100.

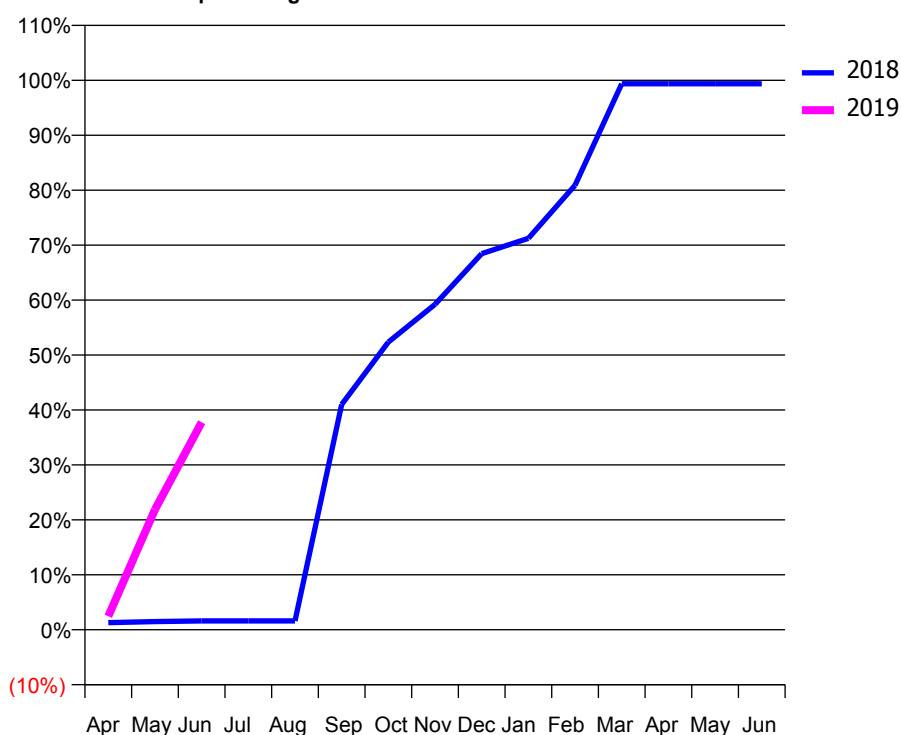
### Q60 - Vital Signs Orthodontic At a Glance Contract Report for 121495/0002 - June 2018

Name or company name	The Smileworks Ltd	18/19 Contracted general activity (UDA)	10,000
Contract type name	GDS Contract	Carry forward general activity (UDA)	0
Purpose of contract	General and Orthodontic	18/19 Contracted orthodontic activity (UOA)	932
Contract start date	01/12/2009	Carry forward orthodontic activity (UOA)	0
Contract end date		Baseline contract value	£316,870.85

ACCESS	Contract	England and Wales
24 month ratio of assessments to patient IDs	1.11	1.09

ACTIVITY	Contract
Contract assess and fit appliances (case starts) as a percentage of Area Team case starts	1.2 %

Cumulative percentage of contracted UOA delivered 2018 & 2019



Month	Adjusted Scheduled Activity (UOA)		
	2017	2018	2019
April	0	12	23
May	90	14	204
June	153	15	352
July	387	15	
August	492	15	
September	597	382	
October	702	488	
November	703	552	
December	747	638	
January	790	664	
February	878	754	
March	921	926	
April	922	926	
May	922	926	
June	922	926	

#### QUANTITY METRICS (rolling 12 month period)

	Contract Quantity	Contract Base Number	Contract *	Area Team	Region	England
% of all assessments that were assess and fit appliances (case starts)	58	104	55.8%	57.9%	57.8%	60.4%
% of all assessments that were assess and refuse	1	104	1.0%	16.0%	11.1%	11.4%
% of all assessments that were assess and review	45	104	43.3%	26.0%	31.1%	28.3%
% of case starts with a reported IOTN of 3 and Aesthetic Component of 5 or below	1	58	1.7%	0.1%	0.1%	0.1%
% of case starts with a reported IOTN of 3 and Aesthetic Component of 6 or above	0	58	N/A	3.6%	4.0%	4.0%
% of case starts with a reported IOTN of 4	52	58	89.7%	79.1%	76.4%	77.8%
% of case starts with a reported IOTN of 5	5	58	8.6%	16.4%	17.5%	16.7%
% of concluded courses in receipt of dual-arch fixed appliances	14	21	66.7%	78.4%	70.3%	74.3%
% of concluded courses where treatment was abandoned or discontinued	6	21	28.6%	8.1%	8.3%	6.9%
% of patients satisfied with the treatment they have received	3	3	100.0%	97.2%	96.1%	95.7%

\* Figures in italics indicate that the base number is less than 100.



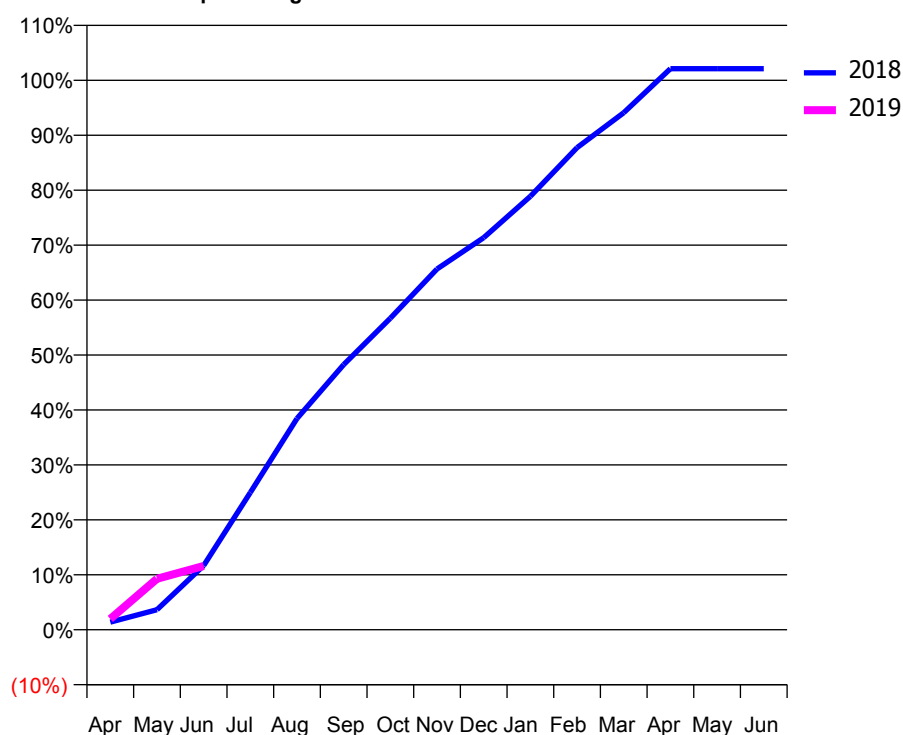
### Q60 - Vital Signs Orthodontic At a Glance Contract Report for 134864/0001 - June 2018

Name or company name	ARC Orthodontics Limited	18/19 Contracted general activity (UDA)	0
Contract type name	PDS Contract	Carry forward general activity (UDA)	0
Purpose of contract	Orthodontic	18/19 Contracted orthodontic activity (UOA)	6,500
Contract start date	01/11/2014	Carry forward orthodontic activity (UOA)	0
Contract end date	31/03/2019	Baseline contract value	£441,375.64

ACCESS	Contract	England and Wales
24 month ratio of assessments to patient IDs	1.07	1.09

ACTIVITY	Contract
Contract assess and fit appliances (case starts) as a percentage of Area Team case starts	6.2 %

Cumulative percentage of contracted UOA delivered 2018 & 2019



Month	Adjusted Scheduled Activity (UOA)		
	2017	2018	2019
April	150	90	128
May	759	238	604
June	1,101	759	755
July	1,656	1,624	
August	2,201	2,500	
September	2,889	3,137	
October	3,321	3,685	
November	4,273	4,268	
December	4,804	4,639	
January	5,360	5,127	
February	5,915	5,704	
March	6,198	6,116	
April	6,501	6,636	
May	6,501	6,636	
June	6,501	6,636	

#### QUANTITY METRICS (rolling 12 month period)

	Contract Quantity	Contract Base Number	Contract *	Area Team	Region	England
% of all assessments that were assess and fit appliances (case starts)	308	571	53.9%	57.9%	57.8%	60.4%
% of all assessments that were assess and refuse	220	571	38.5%	16.0%	11.1%	11.4%
% of all assessments that were assess and review	43	571	7.5%	26.0%	31.1%	28.3%
% of case starts with a reported IOTN of 3 and Aesthetic Component of 5 or below	0	308	N/A	0.1%	0.1%	0.1%
% of case starts with a reported IOTN of 3 and Aesthetic Component of 6 or above	25	308	8.1%	3.6%	4.0%	4.0%
% of case starts with a reported IOTN of 4	239	308	77.6%	79.1%	76.4%	77.8%
% of case starts with a reported IOTN of 5	43	308	14.0%	16.4%	17.5%	16.7 %
% of concluded courses in receipt of dual-arch fixed appliances	239	295	81.0%	78.4%	70.3%	74.3%
% of concluded courses where treatment was abandoned or discontinued	28	295	9.5%	8.1%	8.3%	6.9%
% of patients satisfied with the treatment they have received	21	23	91.3%	97.2%	96.1%	95.7%

\* Figures in italics indicate that the base number is less than 100.

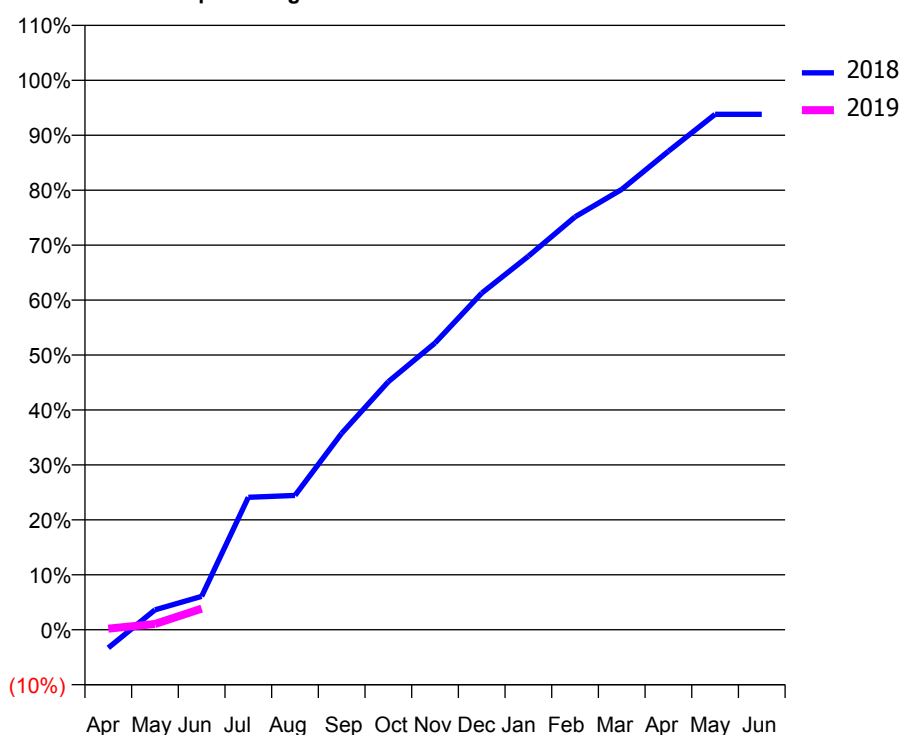
### Q60 - Vital Signs Orthodontic At a Glance Contract Report for 139920/0001 - June 2018

Name or company name	Shelton Dental Centre	18/19 Contracted general activity (UDA)	47,905
Contract type name	GDS Contract	Carry forward general activity (UDA)	0
Purpose of contract	General and Orthodontic	18/19 Contracted orthodontic activity (UOA)	937
Contract start date	01/04/2012	Carry forward orthodontic activity (UOA)	0
Contract end date		Baseline contract value	£1,152,203.95

ACCESS	Contract	England and Wales
24 month ratio of assessments to patient IDs	1.14	1.09

ACTIVITY	Contract
Contract assess and fit appliances (case starts) as a percentage of Area Team case starts	0.8 %

Cumulative percentage of contracted UOA delivered 2018 & 2019



Month	Adjusted Scheduled Activity (UOA)		
	2017	2018	2019
April	-10	-31	2
May	60	34	10
June	62	57	36
July	96	226	
August	124	229	
September	217	335	
October	286	423	
November	402	489	
December	488	574	
January	515	637	
February	626	704	
March	818	751	
April	906	816	
May	906	879	
June	906	879	

#### QUANTITY METRICS (rolling 12 month period)

	Contract Quantity	Contract Base Number	Contract *	Area Team	Region	England
% of all assessments that were assess and fit appliances (case starts)	40	79	50.6%	57.9%	57.8%	60.4%
% of all assessments that were assess and refuse	8	79	10.1%	16.0%	11.1%	11.4%
% of all assessments that were assess and review	31	79	39.2%	26.0%	31.1%	28.3%
% of case starts with a reported IOTN of 3 and Aesthetic Component of 5 or below	0	40	N/A	0.1%	0.1%	0.1%
% of case starts with a reported IOTN of 3 and Aesthetic Component of 6 or above	0	40	N/A	3.6%	4.0%	4.0%
% of case starts with a reported IOTN of 4	31	40	77.5%	79.1%	76.4%	77.8%
% of case starts with a reported IOTN of 5	0	40	N/A	16.4%	17.5%	16.7%
% of concluded courses in receipt of dual-arch fixed appliances	23	24	95.8%	78.4%	70.3%	74.3%
% of concluded courses where treatment was abandoned or discontinued	0	24	0.0%	8.1%	8.3%	6.9%
% of patients satisfied with the treatment they have received	2	2	100.0%	97.2%	96.1%	95.7%

\* Figures in italics indicate that the base number is less than 100.

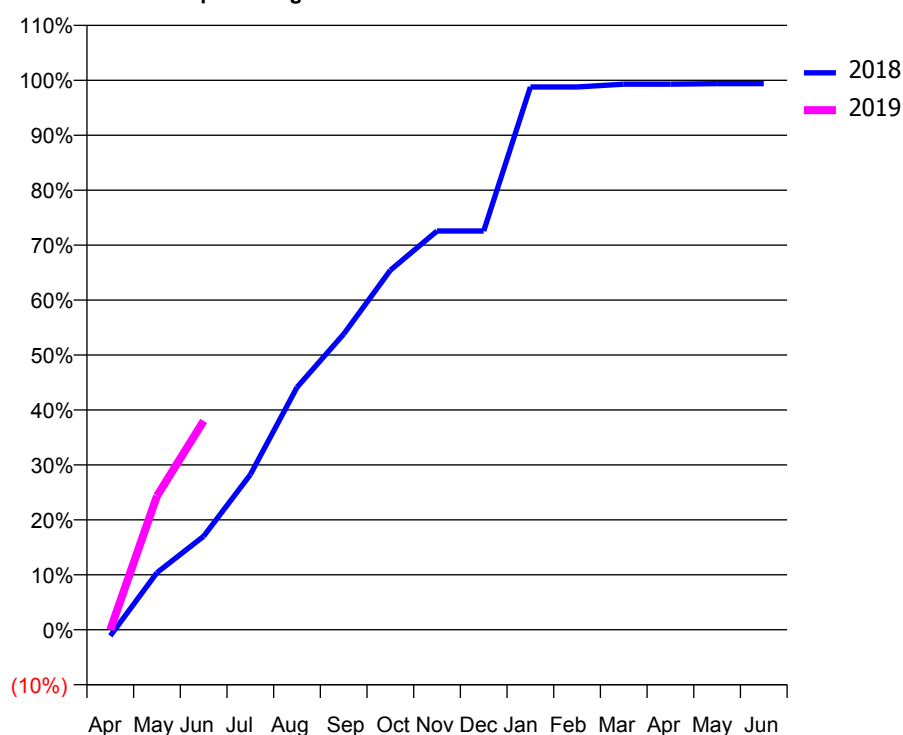
### Q60 - Vital Signs Orthodontic At a Glance Contract Report for 140015/0001 - June 2018

Name or company name	Shropshire Dental Limited	18/19 Contracted general activity (UDA)	16,278
Contract type name	GDS Contract	Carry forward general activity (UDA)	0
Purpose of contract	General and Orthodontic	18/19 Contracted orthodontic activity (UOA)	981
Contract start date	01/10/2014	Carry forward orthodontic activity (UOA)	0
Contract end date		Baseline contract value	£465,581.31

ACCESS	Contract	England and Wales
24 month ratio of assessments to patient IDs	1.12	1.09

ACTIVITY	Contract
Contract assess and fit appliances (case starts) as a percentage of Area Team case starts	1.1 %

Cumulative percentage of contracted UOA delivered 2018 & 2019



Month	Adjusted Scheduled Activity (UOA)		
	2017	2018	2019
April	20	-11	0
May	177	102	239
June	203	167	373
July	253	277	
August	304	433	
September	418	528	
October	488	642	
November	488	712	
December	488	712	
January	694	969	
February	811	969	
March	835	974	
April	948	974	
May	970	975	
June	970	975	

#### QUANTITY METRICS (rolling 12 month period)

	Contract Quantity	Contract Base Number	Contract *	Area Team	Region	England
% of all assessments that were assess and fit appliances (case starts)	53	140	37.9%	57.9%	57.8%	60.4%
% of all assessments that were assess and refuse	36	140	25.7%	16.0%	11.1%	11.4%
% of all assessments that were assess and review	51	140	36.4%	26.0%	31.1%	28.3%
% of case starts with a reported IOTN of 3 and Aesthetic Component of 5 or below	0	53	<i>N/A</i>	0.1%	0.1%	0.1%
% of case starts with a reported IOTN of 3 and Aesthetic Component of 6 or above	1	53	1.9%	3.6%	4.0%	4.0%
% of case starts with a reported IOTN of 4	47	53	88.7%	79.1%	76.4%	77.8%
% of case starts with a reported IOTN of 5	4	53	7.5%	16.4%	17.5%	16.7%
% of concluded courses in receipt of dual-arch fixed appliances	15	20	75.0%	78.4%	70.3%	74.3%
% of concluded courses where treatment was abandoned or discontinued	5	20	25.0%	8.1%	8.3%	6.9%
% of patients satisfied with the treatment they have received	1	1	100.0%	97.2%	96.1%	95.7%

\* Figures in italics indicate that the base number is less than 100.

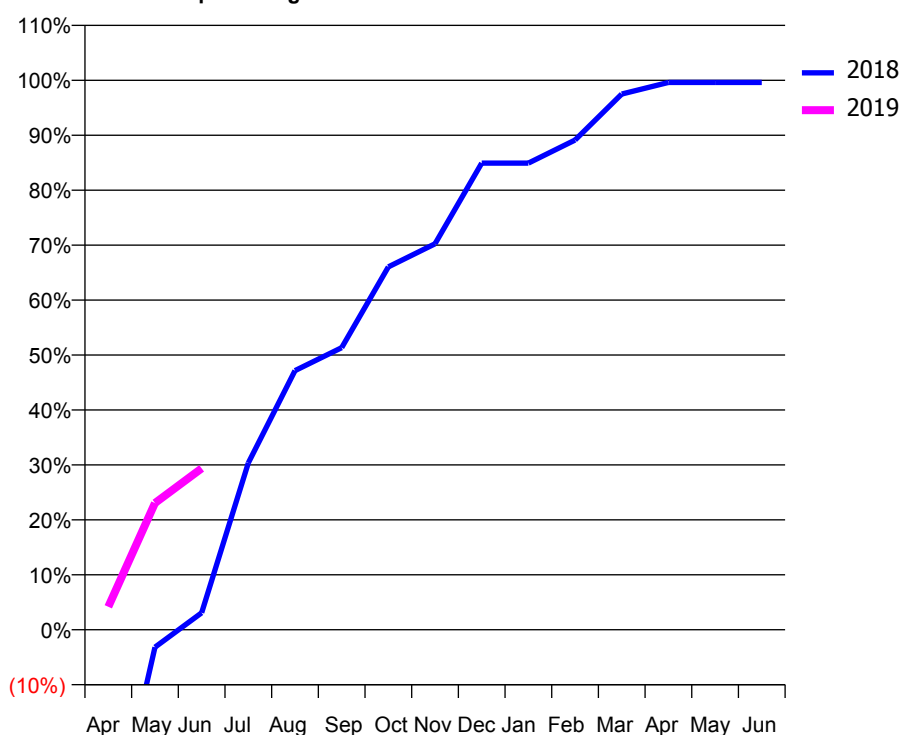
### Q60 - Vital Signs Orthodontic At a Glance Contract Report for 140392/0001 - June 2018

Name or company name	Regency House Dental Practice Ltd	18/19 Contracted general activity (UDA)	16,694
Contract type name	GDS Contract	Carry forward general activity (UDA)	0
Purpose of contract	General and Orthodontic	18/19 Contracted orthodontic activity (UOA)	1,001
Contract start date	01/04/2008	Carry forward orthodontic activity (UOA)	0
Contract end date		Baseline contract value	£505,887.13

ACCESS	Contract	England and Wales
24 month ratio of assessments to patient IDs	1.01	1.09

ACTIVITY	Contract
Contract assess and fit appliances (case starts) as a percentage of Area Team case starts	1.2 %

Cumulative percentage of contracted UOA delivered 2018 & 2019



Month	Adjusted Scheduled Activity (UOA)		
	2017	2018	2019
April	42	-410	42
May	296	-32	231
June	464	31	294
July	758	304	
August	800	472	
September	821	514	
October	905	661	
November	968	703	
December	989	850	
January	989	850	
February	989	892	
March	1,010	976	
April	1,031	997	
May	1,031	997	
June	1,031	997	

#### QUANTITY METRICS (rolling 12 month period)

	Contract Quantity	Contract Base Number	Contract *	Area Team	Region	England
% of all assessments that were assess and fit appliances (case starts)	60	60	100.0%	57.9%	57.8%	60.4%
% of all assessments that were assess and refuse	0	60	0.0%	16.0%	11.1%	11.4%
% of all assessments that were assess and review	0	60	0.0%	26.0%	31.1%	28.3%
% of case starts with a reported IOTN of 3 and Aesthetic Component of 5 or below	0	60	N/A	0.1%	0.1%	0.1%
% of case starts with a reported IOTN of 3 and Aesthetic Component of 6 or above	0	60	N/A	3.6%	4.0%	4.0%
% of case starts with a reported IOTN of 4	59	60	98.3%	79.1%	76.4%	77.8%
% of case starts with a reported IOTN of 5	1	60	1.7%	16.4%	17.5%	16.7%
% of concluded courses in receipt of dual-arch fixed appliances	53	60	88.3%	78.4%	70.3%	74.3%
% of concluded courses where treatment was abandoned or discontinued	3	60	5.0%	8.1%	8.3%	6.9%
% of patients satisfied with the treatment they have received	2	2	100.0%	97.2%	96.1%	95.7%

\* Figures in italics indicate that the base number is less than 100.

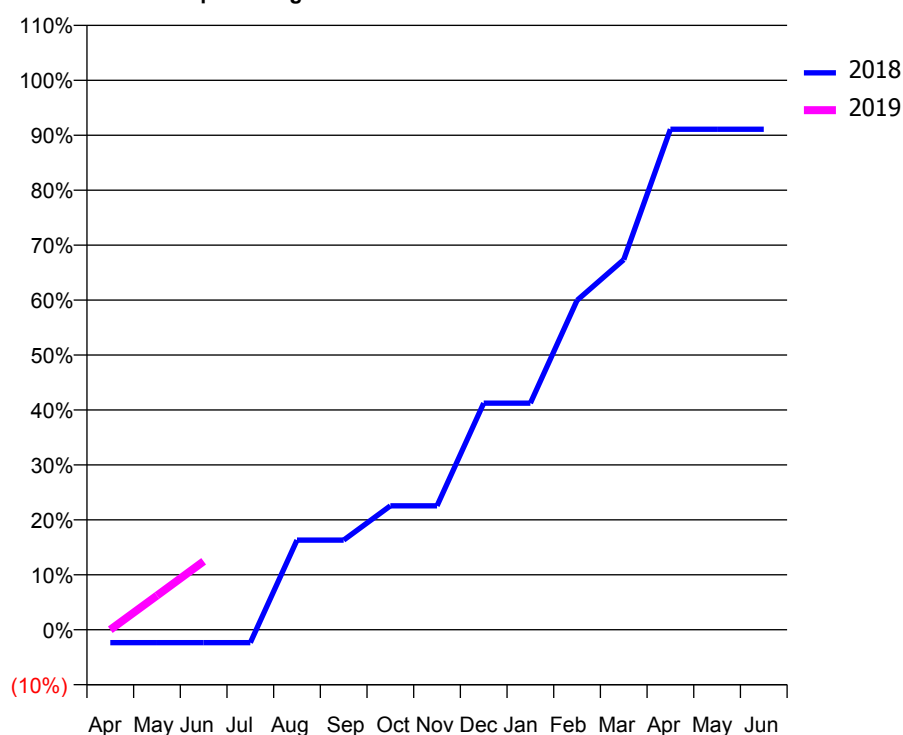
### Q60 - Vital Signs Orthodontic At a Glance Contract Report for 141585/0002 - June 2018

Name or company name	Shifnal Dental Practice	18/19 Contracted general activity (UDA)	0
Contract type name	GDS Contract	Carry forward general activity (UDA)	0
Purpose of contract	Orthodontic	18/19 Contracted orthodontic activity (UOA)	337
Contract start date	01/06/2008	Carry forward orthodontic activity (UOA)	0
Contract end date		Baseline contract value	£22,781.20

ACCESS	Contract	England and Wales
24 month ratio of assessments to patient IDs	1.13	1.09

ACTIVITY	Contract
Contract assess and fit appliances (case starts) as a percentage of Area Team case starts	0.4 %

Cumulative percentage of contracted UOA delivered 2018 & 2019



Month	Adjusted Scheduled Activity (UOA)		
	2017	2018	2019
April	-7	-8	0
May	35	-8	21
June	56	-8	42
July	56	-8	
August	77	55	
September	98	55	
October	119	76	
November	119	76	
December	140	139	
January	203	139	
February	224	202	
March	308	227	
April	329	307	
May	329	307	
June	329	307	

#### QUANTITY METRICS (rolling 12 month period)

	Contract Quantity	Contract Base Number	Contract *	Area Team	Region	England
% of all assessments that were assess and fit appliances (case starts)	19	19	100.0%	57.9%	57.8%	60.4%
% of all assessments that were assess and refuse	0	19	0.0%	16.0%	11.1%	11.4%
% of all assessments that were assess and review	0	19	0.0%	26.0%	31.1%	28.3%
% of case starts with a reported IOTN of 3 and Aesthetic Component of 5 or below	0	19	N/A	0.1%	0.1%	0.1%
% of case starts with a reported IOTN of 3 and Aesthetic Component of 6 or above	0	19	N/A	3.6%	4.0%	4.0%
% of case starts with a reported IOTN of 4	18	19	94.7%	79.1%	76.4%	77.8%
% of case starts with a reported IOTN of 5	0	19	N/A	16.4%	17.5%	16.7 %
% of concluded courses in receipt of dual-arch fixed appliances	0	14	N/A	78.4%	70.3%	74.3%
% of concluded courses where treatment was abandoned or discontinued	1	14	7.1%	8.1%	8.3%	6.9%
% of patients satisfied with the treatment they have received	1	1	100.0%	97.2%	96.1%	95.7%

\* Figures in italics indicate that the base number is less than 100.

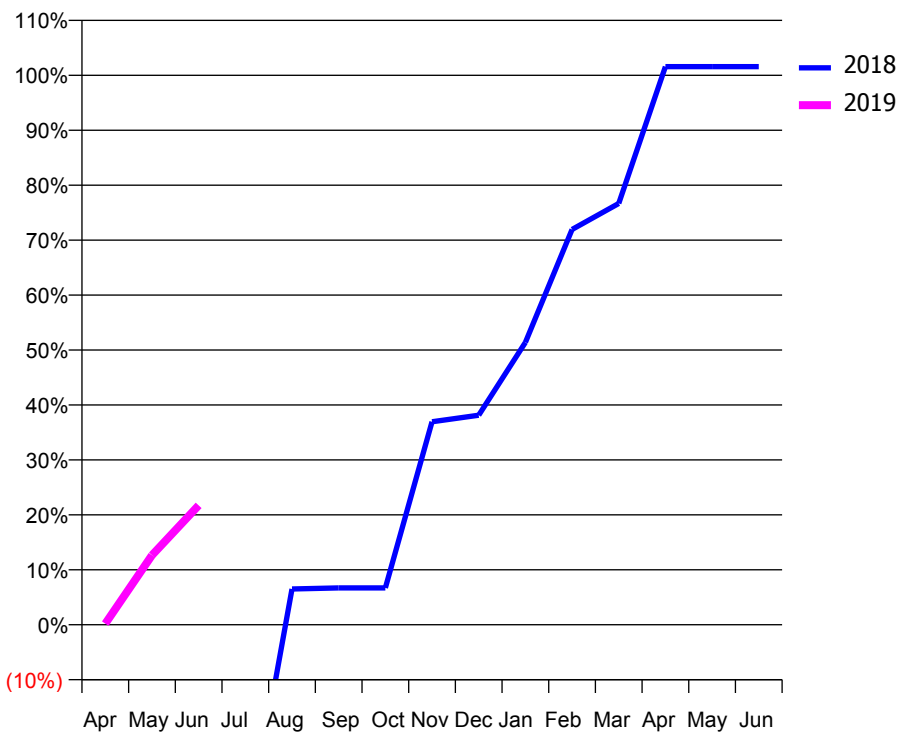
### Q60 - Vital Signs Orthodontic At a Glance Contract Report for 148423/0001 - June 2018

Name or company name	Kinver Dental and Implant Surgery	18/19 Contracted general activity (UDA)	7,076
Contract type name	GDS Contract	Carry forward general activity (UDA)	0
Purpose of contract	General and Orthodontic	18/19 Contracted orthodontic activity (UOA)	506
Contract start date	05/01/2015	Carry forward orthodontic activity (UOA)	0
Contract end date		Baseline contract value	£187,975.64

ACCESS	Contract	England and Wales
24 month ratio of assessments to patient IDs	1.15	1.09

ACTIVITY	Contract
Contract assess and fit appliances (case starts) as a percentage of Area Team case starts	0.9 %

Cumulative percentage of contracted UOA delivered 2018 & 2019



Month	Adjusted Scheduled Activity (UOA)		
	2017	2018	2019
April	18	-382	1
May	66	-357	64
June	199	-357	110
July	242	-206	
August	370	33	
September	435	34	
October	457	34	
November	458	187	
December	458	193	
January	481	260	
February	481	364	
March	502	388	
April	502	514	
May	502	514	
June	502	514	

#### QUANTITY METRICS (rolling 12 month period)

	Contract Quantity	Contract Base Number	Contract *	Area Team	Region	England
% of all assessments that were assess and fit appliances (case starts)	47	87	54.0%	57.9%	57.8%	60.4%
% of all assessments that were assess and refuse	17	87	19.5%	16.0%	11.1%	11.4%
% of all assessments that were assess and review	23	87	26.4%	26.0%	31.1%	28.3%
% of case starts with a reported IOTN of 3 and Aesthetic Component of 5 or below	0	47	N/A	0.1%	0.1%	0.1%
% of case starts with a reported IOTN of 3 and Aesthetic Component of 6 or above	8	47	17.0%	3.6%	4.0%	4.0%
% of case starts with a reported IOTN of 4	37	47	78.7%	79.1%	76.4%	77.8%
% of case starts with a reported IOTN of 5	2	47	4.3%	16.4%	17.5%	16.7%
% of concluded courses in receipt of dual-arch fixed appliances	8	10	80.0%	78.4%	70.3%	74.3%
% of concluded courses where treatment was abandoned or discontinued	1	10	10.0%	8.1%	8.3%	6.9%
% of patients satisfied with the treatment they have received	1	1	100.0%	97.2%	96.1%	95.7%

\* Figures in italics indicate that the base number is less than 100.

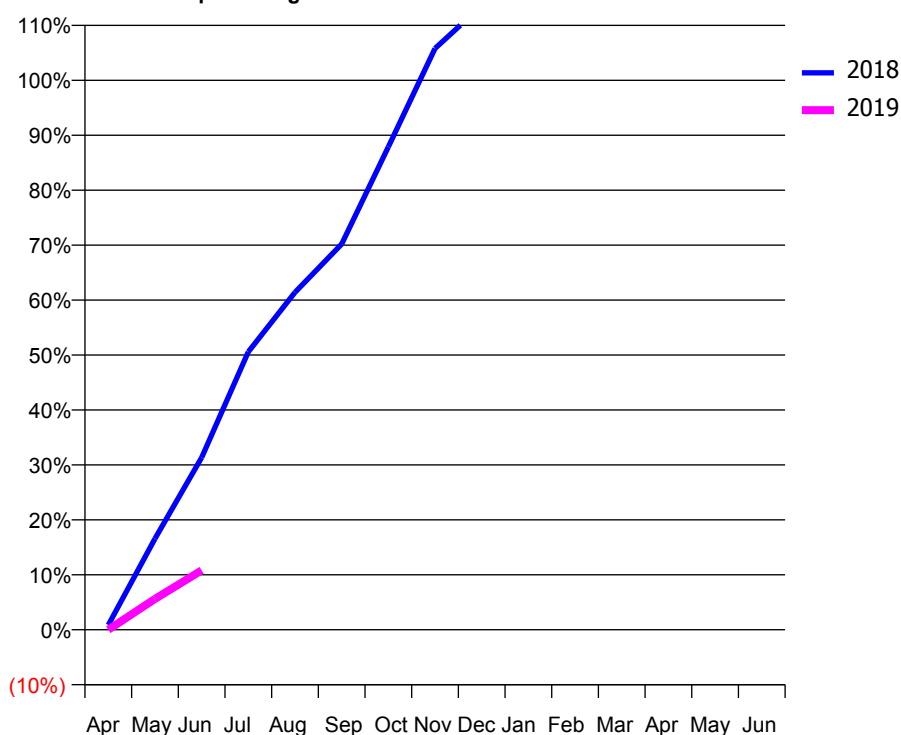
### Q60 - Vital Signs Orthodontic At a Glance Contract Report for 152455/0001 - June 2018

Name or company name	Stoke Orthodontic Services Limited	18/19 Contracted general activity (UDA)	0
Contract type name	PDS Contract	Carry forward general activity (UDA)	0
Purpose of contract	Orthodontic	18/19 Contracted orthodontic activity (UOA)	17,205
Contract start date	17/03/2010	Carry forward orthodontic activity (UOA)	0
Contract end date	31/03/2019	Baseline contract value	£1,051,663.41

ACCESS	Contract	England and Wales
24 month ratio of assessments to patient IDs	1.12	1.09

ACTIVITY	Contract
Contract assess and fit appliances (case starts) as a percentage of Area Team case starts	23.3 %

Cumulative percentage of contracted UOA delivered 2018 & 2019



Month	Adjusted Scheduled Activity (UOA)		
	2017	2018	2019
April	732	150	0
May	2,436	2,852	965
June	3,485	5,393	1,858
July	5,301	8,703	
August	5,301	10,564	
September	9,885	12,078	
October	11,271	15,121	
November	12,194	18,201	
December	12,976	19,534	
January	14,932	21,419	
February	16,252	22,368	
March	17,175	27,542	
April	17,355	28,362	
May	17,355	28,362	
June	17,355	28,362	

#### QUANTITY METRICS (rolling 12 month period)

	Contract Quantity	Contract Base Number	Contract *	Area Team	Region	England
% of all assessments that were assess and fit appliances (case starts)	1,163	1,673	69.5%	57.9%	57.8%	60.4%
% of all assessments that were assess and refuse	211	1,673	12.6%	16.0%	11.1%	11.4%
% of all assessments that were assess and review	299	1,673	17.9%	26.0%	31.1%	28.3%
% of case starts with a reported IOTN of 3 and Aesthetic Component of 5 or below	2	1,163	0.2%	0.1%	0.1%	0.1%
% of case starts with a reported IOTN of 3 and Aesthetic Component of 6 or above	62	1,163	5.3%	3.6%	4.0%	4.0%
% of case starts with a reported IOTN of 4	854	1,163	73.4%	79.1%	76.4%	77.8%
% of case starts with a reported IOTN of 5	243	1,163	20.9%	16.4%	17.5%	16.7%
% of concluded courses in receipt of dual-arch fixed appliances	700	839	83.4%	78.4%	70.3%	74.3%
% of concluded courses where treatment was abandoned or discontinued	111	839	13.2%	8.1%	8.3%	6.9%
% of patients satisfied with the treatment they have received	17	18	94.4%	97.2%	96.1%	95.7%

\* Figures in italics indicate that the base number is less than 100.

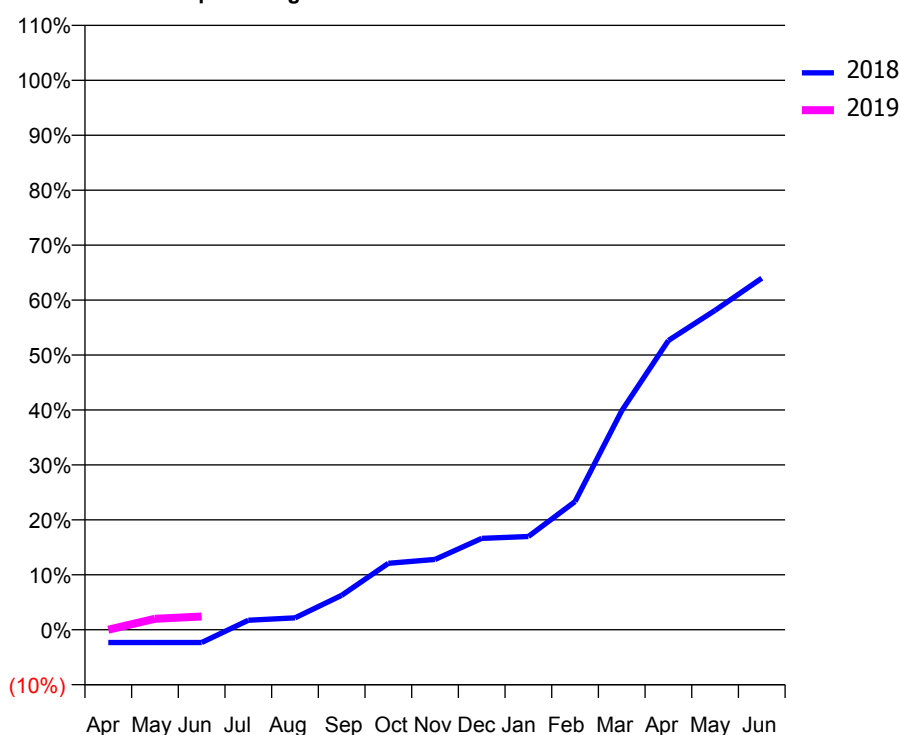
### Q60 - Vital Signs Orthodontic At a Glance Contract Report for 159263/0001 - June 2018

Name or company name	Smile Design Shropshire Ltd	18/19 Contracted general activity (UDA)	0
Contract type name	PDS Contract	Carry forward general activity (UDA)	0
Purpose of contract	Orthodontic	18/19 Contracted orthodontic activity (UOA)	1,155
Contract start date	01/04/2008	Carry forward orthodontic activity (UOA)	0
Contract end date	31/03/2019	Baseline contract value	£77,889.92

ACCESS	Contract	England and Wales
24 month ratio of assessments to patient IDs	1.06	1.09

ACTIVITY	Contract
Contract assess and fit appliances (case starts) as a percentage of Area Team case starts	0.8 %

Cumulative percentage of contracted UOA delivered 2018 & 2019



Month	Adjusted Scheduled Activity (UOA)		
	2017	2018	2019
April	205	-27	0
May	463	-27	23
June	571	-27	28
July	761	20	
August	827	25	
September	856	72	
October	860	139	
November	990	147	
December	1,015	191	
January	1,019	195	
February	1,062	268	
March	1,104	458	
April	1,127	605	
May	1,128	668	
June	1,128	735	

#### QUANTITY METRICS (rolling 12 month period)

	Contract Quantity	Contract Base Number	Contract *	Area Team	Region	England
% of all assessments that were assess and fit appliances (case starts)	39	80	48.8%	57.9%	57.8%	60.4%
% of all assessments that were assess and refuse	23	80	28.7%	16.0%	11.1%	11.4%
% of all assessments that were assess and review	18	80	22.5%	26.0%	31.1%	28.3%
% of case starts with a reported IOTN of 3 and Aesthetic Component of 5 or below	0	39	<i>N/A</i>	0.1%	0.1%	0.1%
% of case starts with a reported IOTN of 3 and Aesthetic Component of 6 or above	5	39	12.8%	3.6%	4.0%	4.0%
% of case starts with a reported IOTN of 4	28	39	71.8%	79.1%	76.4%	77.8%
% of case starts with a reported IOTN of 5	6	39	15.4%	16.4%	17.5%	16.7 %
% of concluded courses in receipt of dual-arch fixed appliances	64	72	88.9%	78.4%	70.3%	74.3%
% of concluded courses where treatment was abandoned or discontinued	4	72	5.6%	8.1%	8.3%	6.9%
% of patients satisfied with the treatment they have received	1	1	100.0%	97.2%	96.1%	95.7%

\* Figures in italics indicate that the base number is less than 100.



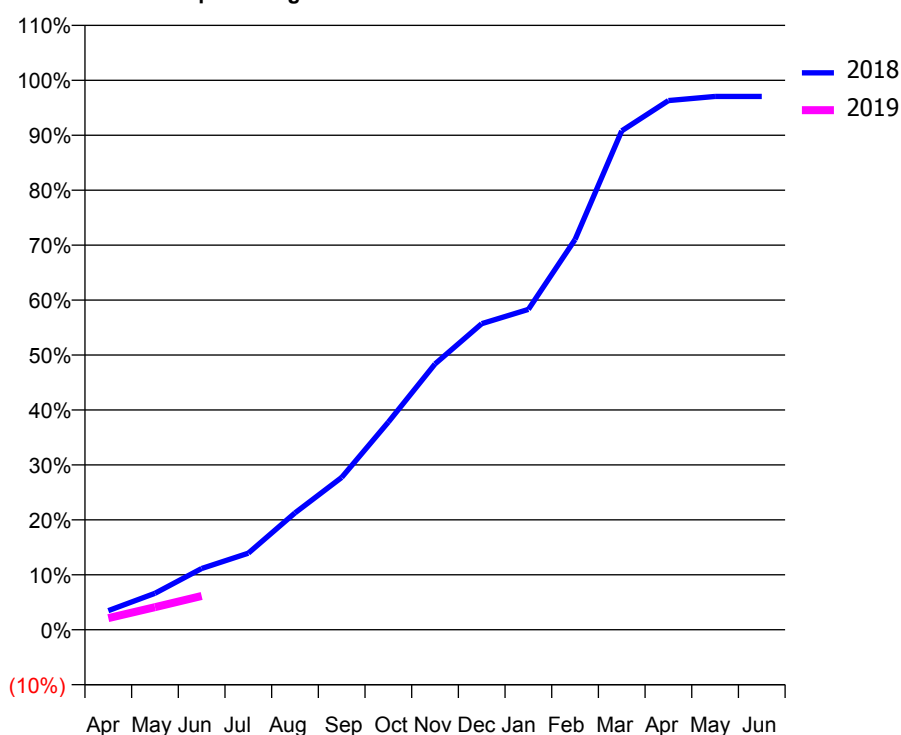
### Q60 - Vital Signs Orthodontic At a Glance Contract Report for 181110/0004 - June 2018

Name or company name	IDH Limited	18/19 Contracted general activity (UDA)	25,040
Contract type name	GDS Contract	Carry forward general activity (UDA)	0
Purpose of contract	General and Orthodontic	18/19 Contracted orthodontic activity (UOA)	2,792
Contract start date	01/08/2008	Carry forward orthodontic activity (UOA)	0
Contract end date		Baseline contract value	£787,632.41

ACCESS	Contract	England and Wales
24 month ratio of assessments to patient IDs	1.03	1.09

ACTIVITY	Contract
Contract assess and fit appliances (case starts) as a percentage of Area Team case starts	2.3 %

Cumulative percentage of contracted UOA delivered 2018 & 2019



Month	Adjusted Scheduled Activity (UOA)		
	2017	2018	2019
April	316	97	59
May	533	185	115
June	646	311	172
July	867	389	
August	959	594	
September	1,244	774	
October	1,493	1,055	
November	1,803	1,351	
December	1,969	1,555	
January	2,071	1,628	
February	2,231	1,983	
March	2,554	2,535	
April	2,660	2,689	
May	2,662	2,710	
June	2,662	2,710	

#### QUANTITY METRICS (rolling 12 month period)

	Contract Quantity	Contract Base Number	Contract *	Area Team	Region	England
% of all assessments that were assess and fit appliances (case starts)	115	337	34.1%	57.9%	57.8%	60.4%
% of all assessments that were assess and refuse	148	337	43.9%	16.0%	11.1%	11.4%
% of all assessments that were assess and review	74	337	22.0%	26.0%	31.1%	28.3%
% of case starts with a reported IOTN of 3 and Aesthetic Component of 5 or below	0	115	N/A	0.1%	0.1%	0.1%
% of case starts with a reported IOTN of 3 and Aesthetic Component of 6 or above	4	115	3.5%	3.6%	4.0%	4.0%
% of case starts with a reported IOTN of 4	96	115	83.5%	79.1%	76.4%	77.8%
% of case starts with a reported IOTN of 5	13	115	11.3%	16.4%	17.5%	16.7 %
% of concluded courses in receipt of dual-arch fixed appliances	94	101	93.1%	78.4%	70.3%	74.3%
% of concluded courses where treatment was abandoned or discontinued	3	101	3.0%	8.1%	8.3%	6.9%
% of patients satisfied with the treatment they have received	1	1	100.0%	97.2%	96.1%	95.7%

\* Figures in italics indicate that the base number is less than 100.

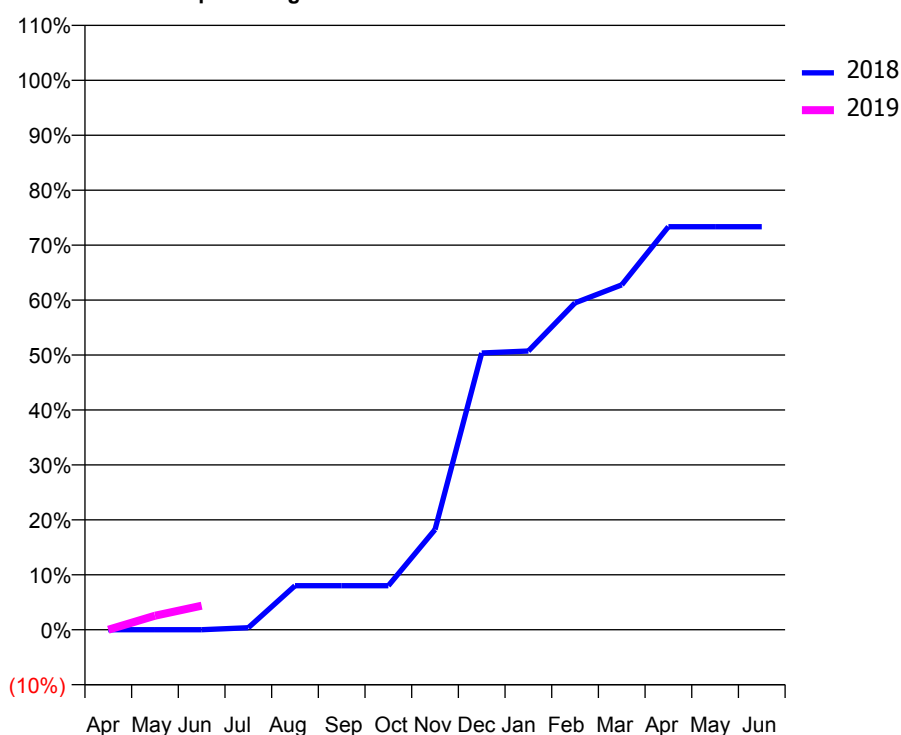
### Q60 - Vital Signs Orthodontic At a Glance Contract Report for 188239/0001 - June 2018

Name or company name	Dr J S Jandu and Ms K K Bhambra	18/19 Contracted general activity (UDA)	8,309
Contract type name	GDS Contract	Carry forward general activity (UDA)	0
Purpose of contract	General and Orthodontic	18/19 Contracted orthodontic activity (UOA)	274
Contract start date	01/12/2009	Carry forward orthodontic activity (UOA)	0
Contract end date		Baseline contract value	£223,513.94

ACCESS	Contract	England and Wales
24 month ratio of assessments to patient IDs	1.13	1.09

ACTIVITY	Contract
Contract assess and fit appliances (case starts) as a percentage of Area Team case starts	0.2 %

Cumulative percentage of contracted UOA delivered 2018 & 2019



Month	Adjusted Scheduled Activity (UOA)		
	2017	2018	2019
April	3	0	0
May	24	0	7
June	150	0	12
July	213	1	
August	213	22	
September	234	22	
October	234	22	
November	234	50	
December	234	138	
January	255	139	
February	255	163	
March	255	172	
April	255	201	
May	255	201	
June	255	201	

#### QUANTITY METRICS (rolling 12 month period)

	Contract Quantity	Contract Base Number	Contract *	Area Team	Region	England
% of all assessments that were assess and fit appliances (case starts)	8	56	14.3%	57.9%	57.8%	60.4%
% of all assessments that were assess and refuse	3	56	5.4%	16.0%	11.1%	11.4%
% of all assessments that were assess and review	45	56	80.4%	26.0%	31.1%	28.3%
% of case starts with a reported IOTN of 3 and Aesthetic Component of 5 or below	0	8	N/A	0.1%	0.1%	0.1%
% of case starts with a reported IOTN of 3 and Aesthetic Component of 6 or above	0	8	N/A	3.6%	4.0%	4.0%
% of case starts with a reported IOTN of 4	5	8	62.5%	79.1%	76.4%	77.8%
% of case starts with a reported IOTN of 5	3	8	37.5%	16.4%	17.5%	16.7 %
% of concluded courses in receipt of dual-arch fixed appliances	0	1	N/A	78.4%	70.3%	74.3%
% of concluded courses where treatment was abandoned or discontinued	0	1	0.0%	8.1%	8.3%	6.9%
% of patients satisfied with the treatment they have received	0	0	N/A	97.2%	96.1%	95.7%

\* Figures in italics indicate that the base number is less than 100.

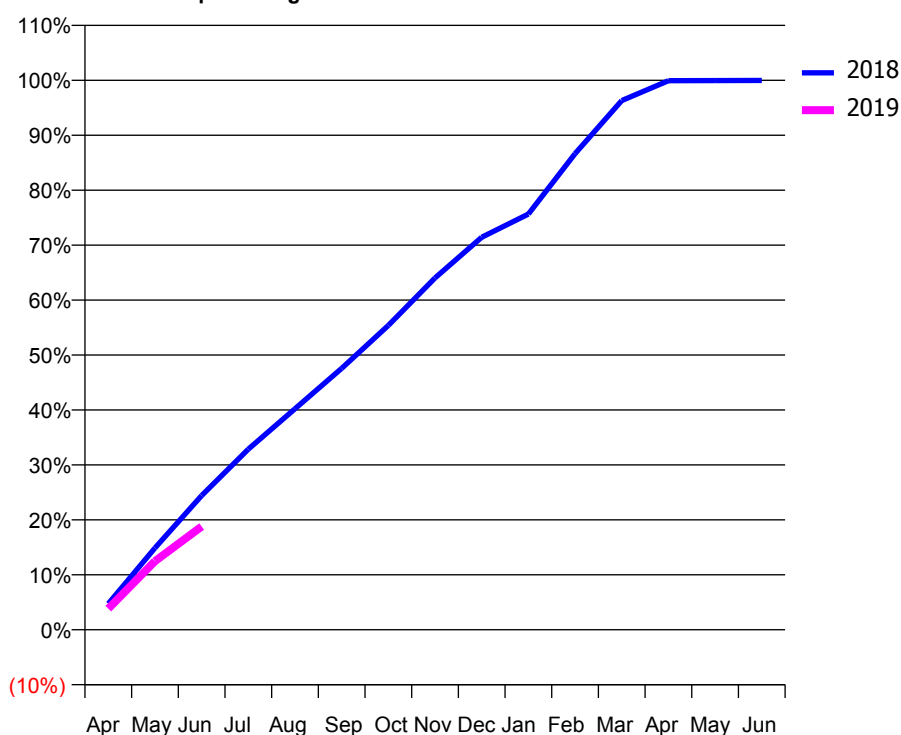
### Q60 - Vital Signs Orthodontic At a Glance Contract Report for 193968/0001 - June 2018

Name or company name	Madeley Practice Ltd	18/19 Contracted general activity (UDA)	0
Contract type name	PDS Contract	Carry forward general activity (UDA)	0
Purpose of contract	Orthodontic	18/19 Contracted orthodontic activity (UOA)	11,508
Contract start date	01/10/2014	Carry forward orthodontic activity (UOA)	0
Contract end date	31/03/2019	Baseline contract value	£719,671.20

ACCESS	Contract	England and Wales
24 month ratio of assessments to patient IDs	1.06	1.09

ACTIVITY	Contract
Contract assess and fit appliances (case starts) as a percentage of Area Team case starts	10.4 %

Cumulative percentage of contracted UOA delivered 2018 & 2019



Month	Adjusted Scheduled Activity (UOA)		
	2017	2018	2019
April	281	546	442
May	1,346	1,714	1,436
June	2,105	2,812	2,163
July	3,296	3,784	
August	3,984	4,630	
September	5,043	5,474	
October	6,375	6,373	
November	7,786	7,367	
December	8,953	8,221	
January	9,932	8,705	
February	10,717	9,971	
March	11,302	11,083	
April	11,505	11,498	
May	11,510	11,501	
June	11,516	11,505	

#### QUANTITY METRICS (rolling 12 month period)

	Contract Quantity	Contract Base Number	Contract *	Area Team	Region	England
% of all assessments that were assess and fit appliances (case starts)	517	892	58.0%	57.9%	57.8%	60.4%
% of all assessments that were assess and refuse	43	892	4.8%	16.0%	11.1%	11.4%
% of all assessments that were assess and review	332	892	37.2%	26.0%	31.1%	28.3%
% of case starts with a reported IOTN of 3 and Aesthetic Component of 5 or below	0	517	N/A	0.1%	0.1%	0.1%
% of case starts with a reported IOTN of 3 and Aesthetic Component of 6 or above	16	517	3.1%	3.6%	4.0%	4.0%
% of case starts with a reported IOTN of 4	419	517	81.0%	79.1%	76.4%	77.8%
% of case starts with a reported IOTN of 5	81	517	15.7%	16.4%	17.5%	16.7 %
% of concluded courses in receipt of dual-arch fixed appliances	319	380	83.9%	78.4%	70.3%	74.3%
% of concluded courses where treatment was abandoned or discontinued	26	380	6.8%	8.1%	8.3%	6.9%
% of patients satisfied with the treatment they have received	12	12	100.0%	97.2%	96.1%	95.7%

\* Figures in italics indicate that the base number is less than 100.

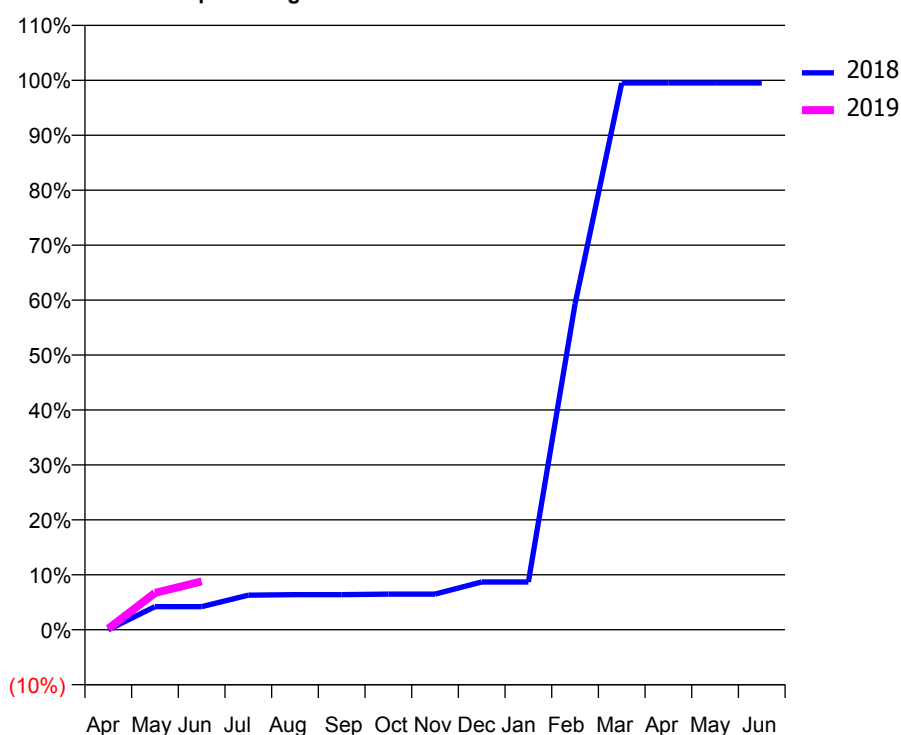
### Q60 - Vital Signs Orthodontic At a Glance Contract Report for 195170/0001 - June 2018

Name or company name	Station House Dental Practice (Telford) Ltd.	18/19 Contracted general activity (UDA)	39,000
Contract type name	Pilot Contract	Carry forward general activity (UDA)	0
Purpose of contract	General and Orthodontic	18/19 Contracted orthodontic activity (UOA)	1,000
Contract start date	01/12/2009	Carry forward orthodontic activity (UOA)	0
Contract end date		Baseline contract value	£1,130,747.98

ACCESS	Contract	England and Wales
24 month ratio of assessments to patient IDs	1.00	1.09

ACTIVITY	Contract
Contract assess and fit appliances (case starts) as a percentage of Area Team case starts	1.0 %

Cumulative percentage of contracted UOA delivered 2018 & 2019



Month	Adjusted Scheduled Activity (UOA)		
	2017	2018	2019
April	2	0	2
May	44	42	67
June	65	42	88
July	65	63	
August	89	64	
September	111	64	
October	132	65	
November	132	65	
December	153	87	
January	155	87	
February	179	593	
March	1,002	995	
April	1,002	995	
May	1,002	995	
June	1,002	995	

#### QUANTITY METRICS (rolling 12 month period)

	Contract Quantity	Contract Base Number	Contract *	Area Team	Region	England
% of all assessments that were assess and fit appliances (case starts)	49	61	80.3%	57.9%	57.8%	60.4%
% of all assessments that were assess and refuse	9	61	14.8%	16.0%	11.1%	11.4%
% of all assessments that were assess and review	3	61	4.9%	26.0%	31.1%	28.3%
% of case starts with a reported IOTN of 3 and Aesthetic Component of 5 or below	0	49	N/A	0.1%	0.1%	0.1%
% of case starts with a reported IOTN of 3 and Aesthetic Component of 6 or above	0	49	N/A	3.6%	4.0%	4.0%
% of case starts with a reported IOTN of 4	37	49	75.5%	79.1%	76.4%	77.8%
% of case starts with a reported IOTN of 5	12	49	24.5%	16.4%	17.5%	16.7 %
% of concluded courses in receipt of dual-arch fixed appliances	50	57	87.7%	78.4%	70.3%	74.3%
% of concluded courses where treatment was abandoned or discontinued	6	57	10.5%	8.1%	8.3%	6.9%
% of patients satisfied with the treatment they have received	0	0	N/A	97.2%	96.1%	95.7%

\* Figures in italics indicate that the base number is less than 100.

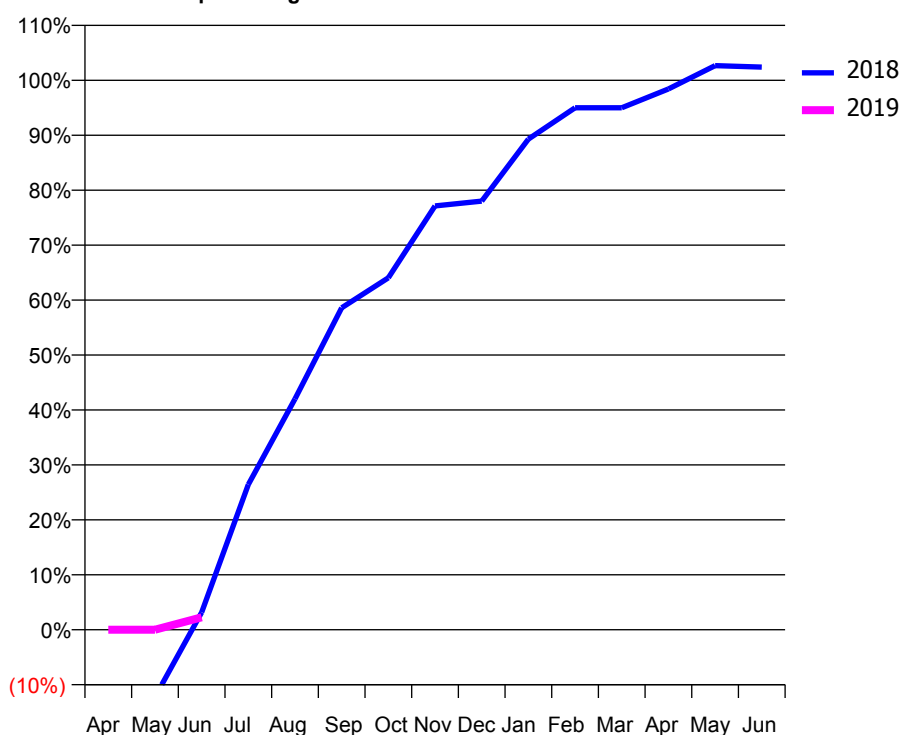
### Q60 - Vital Signs Orthodontic At a Glance Contract Report for 197351/0001 - June 2018

Name or company name	Exclusive Orthodontics Ltd	18/19 Contracted general activity (UDA)	0
Contract type name	PDS Contract	Carry forward general activity (UDA)	0
Purpose of contract	Orthodontic	18/19 Contracted orthodontic activity (UOA)	7,497
Contract start date	01/04/2008	Carry forward orthodontic activity (UOA)	0
Contract end date	31/03/2019	Baseline contract value	£506,136.99

ACCESS	Contract	England and Wales
24 month ratio of assessments to patient IDs	1.01	1.09

ACTIVITY	Contract
Contract assess and fit appliances (case starts) as a percentage of Area Team case starts	7.3 %

Cumulative percentage of contracted UOA delivered 2018 & 2019



Month	Adjusted Scheduled Activity (UOA)		
	2017	2018	2019
April	222	-1,658	0
May	1,633	-922	0
June	1,831	237	171
July	3,387	1,982	
August	4,239	3,150	
September	4,233	4,392	
October	5,481	4,802	
November	6,737	5,782	
December	7,251	5,848	
January	7,550	6,695	
February	7,619	7,121	
March	7,621	7,122	
April	7,860	7,379	
May	7,933	7,697	
June	7,934	7,676	

#### QUANTITY METRICS (rolling 12 month period)

	Contract Quantity	Contract Base Number	Contract *	Area Team	Region	England
% of all assessments that were assess and fit appliances (case starts)	362	488	74.2%	57.9%	57.8%	60.4%
% of all assessments that were assess and refuse	78	488	16.0%	16.0%	11.1%	11.4%
% of all assessments that were assess and review	48	488	9.8%	26.0%	31.1%	28.3%
% of case starts with a reported IOTN of 3 and Aesthetic Component of 5 or below	0	362	N/A	0.1%	0.1%	0.1%
% of case starts with a reported IOTN of 3 and Aesthetic Component of 6 or above	3	362	0.8%	3.6%	4.0%	4.0%
% of case starts with a reported IOTN of 4	277	362	76.5%	79.1%	76.4%	77.8%
% of case starts with a reported IOTN of 5	76	362	21.0%	16.4%	17.5%	16.7 %
% of concluded courses in receipt of dual-arch fixed appliances	52	342	15.2%	78.4%	70.3%	74.3%
% of concluded courses where treatment was abandoned or discontinued	10	342	2.9%	8.1%	8.3%	6.9%
% of patients satisfied with the treatment they have received	17	17	100.0%	97.2%	96.1%	95.7%

\* Figures in italics indicate that the base number is less than 100.

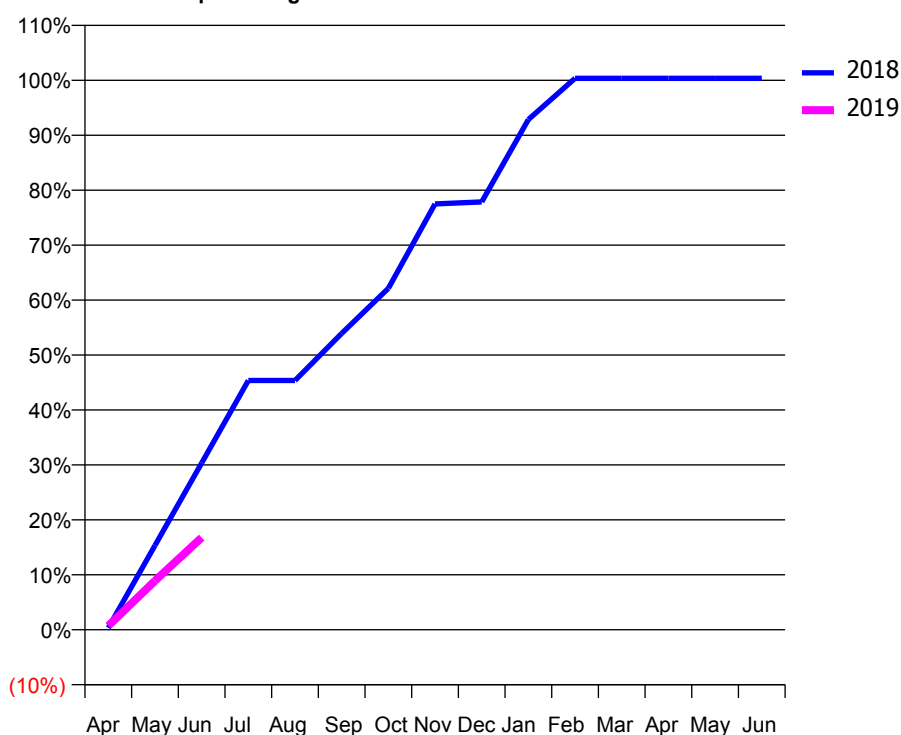
### Q60 - Vital Signs Orthodontic At a Glance Contract Report for 198595/0001 - June 2018

Name or company name	Khanna Dental Limited	18/19 Contracted general activity (UDA)	12,412
Contract type name	GDS Contract	Carry forward general activity (UDA)	0
Purpose of contract	General and Orthodontic	18/19 Contracted orthodontic activity (UOA)	280
Contract start date	01/07/2014	Carry forward orthodontic activity (UOA)	0
Contract end date		Baseline contract value	£363,321.21

ACCESS	Contract	England and Wales
24 month ratio of assessments to patient IDs	1.09	1.09

ACTIVITY	Contract
Contract assess and fit appliances (case starts) as a percentage of Area Team case starts	0.2 %

Cumulative percentage of contracted UOA delivered 2018 & 2019



Month	Adjusted Scheduled Activity (UOA)		
	2017	2018	2019
April	22	1	2
May	89	43	25
June	131	85	47
July	174	127	
August	196	127	
September	238	151	
October	238	174	
November	238	217	
December	259	218	
January	260	260	
February	281	281	
March	281	281	
April	281	281	
May	281	281	
June	281	281	

#### QUANTITY METRICS (rolling 12 month period)

	Contract Quantity	Contract Base Number	Contract *	Area Team	Region	England
% of all assessments that were assess and fit appliances (case starts)	11	23	47.8%	57.9%	57.8%	60.4%
% of all assessments that were assess and refuse	4	23	17.4%	16.0%	11.1%	11.4%
% of all assessments that were assess and review	8	23	34.8%	26.0%	31.1%	28.3%
% of case starts with a reported IOTN of 3 and Aesthetic Component of 5 or below	0	11	N/A	0.1%	0.1%	0.1%
% of case starts with a reported IOTN of 3 and Aesthetic Component of 6 or above	0	11	N/A	3.6%	4.0%	4.0%
% of case starts with a reported IOTN of 4	10	11	90.9%	79.1%	76.4%	77.8%
% of case starts with a reported IOTN of 5	1	11	9.1%	16.4%	17.5%	16.7%
% of concluded courses in receipt of dual-arch fixed appliances	3	3	100.0%	78.4%	70.3%	74.3%
% of concluded courses where treatment was abandoned or discontinued	0	3	0.0%	8.1%	8.3%	6.9%
% of patients satisfied with the treatment they have received	0	0	N/A	97.2%	96.1%	95.7%

\* Figures in italics indicate that the base number is less than 100.

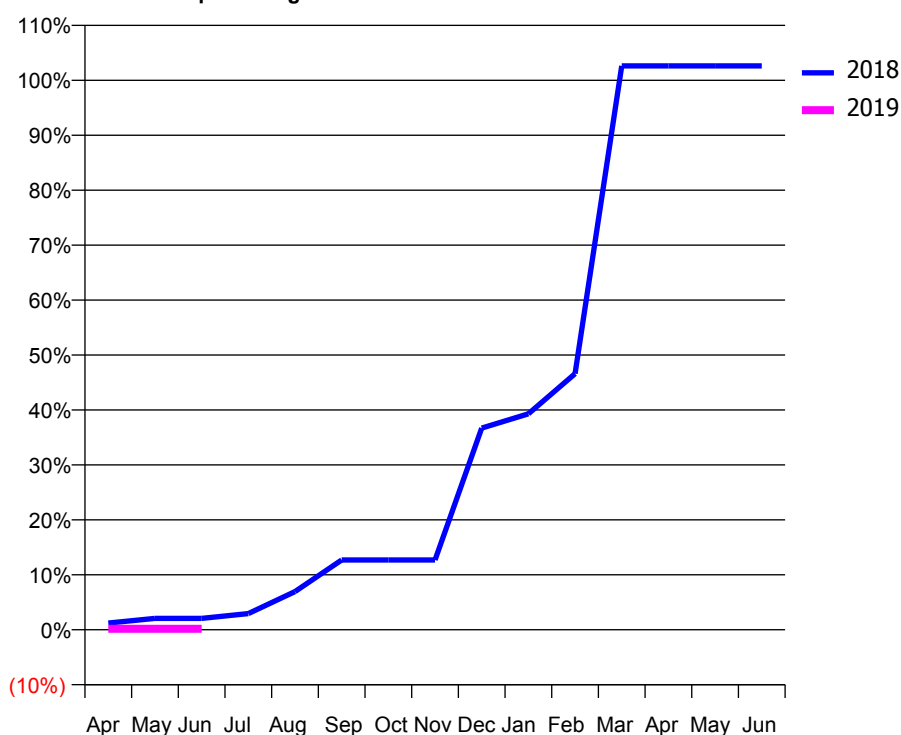
### Q60 - Vital Signs Orthodontic At a Glance Contract Report for 215708/0001 - June 2018

Name or company name	Asquith House Dental Practice Partnership	18/19 Contracted general activity (UDA)	10,628
Contract type name	GDS Contract	Carry forward general activity (UDA)	0
Purpose of contract	General and Orthodontic	18/19 Contracted orthodontic activity (UOA)	575
Contract start date	01/04/2006	Carry forward orthodontic activity (UOA)	0
Contract end date		Baseline contract value	£332,933.77

ACCESS	Contract	England and Wales
24 month ratio of assessments to patient IDs	1.11	1.09

ACTIVITY	Contract
Contract assess and fit appliances (case starts) as a percentage of Area Team case starts	0.5 %

Cumulative percentage of contracted UOA delivered 2018 & 2019



Month	Adjusted Scheduled Activity (UOA)		
	2017	2018	2019
April	22	7	1
May	139	12	1
June	212	12	1
July	277	17	
August	283	40	
September	287	73	
October	340	73	
November	366	73	
December	433	211	
January	466	226	
February	512	268	
March	565	590	
April	571	590	
May	574	590	
June	574	590	

#### QUANTITY METRICS (rolling 12 month period)

	Contract Quantity	Contract Base Number	Contract *	Area Team	Region	England
% of all assessments that were assess and fit appliances (case starts)	23	137	16.8%	57.9%	57.8%	60.4%
% of all assessments that were assess and refuse	51	137	37.2%	16.0%	11.1%	11.4%
% of all assessments that were assess and review	63	137	46.0%	26.0%	31.1%	28.3%
% of case starts with a reported IOTN of 3 and Aesthetic Component of 5 or below	0	23	<i>N/A</i>	0.1%	0.1%	0.1%
% of case starts with a reported IOTN of 3 and Aesthetic Component of 6 or above	2	23	8.7%	3.6%	4.0%	4.0%
% of case starts with a reported IOTN of 4	18	23	78.3%	79.1%	76.4%	77.8%
% of case starts with a reported IOTN of 5	2	23	8.7%	16.4%	17.5%	16.7%
% of concluded courses in receipt of dual-arch fixed appliances	0	1	<i>N/A</i>	78.4%	70.3%	74.3%
% of concluded courses where treatment was abandoned or discontinued	0	1	0.0%	8.1%	8.3%	6.9%
% of patients satisfied with the treatment they have received	0	0	<i>N/A</i>	97.2%	96.1%	95.7%

\* Figures in italics indicate that the base number is less than 100.

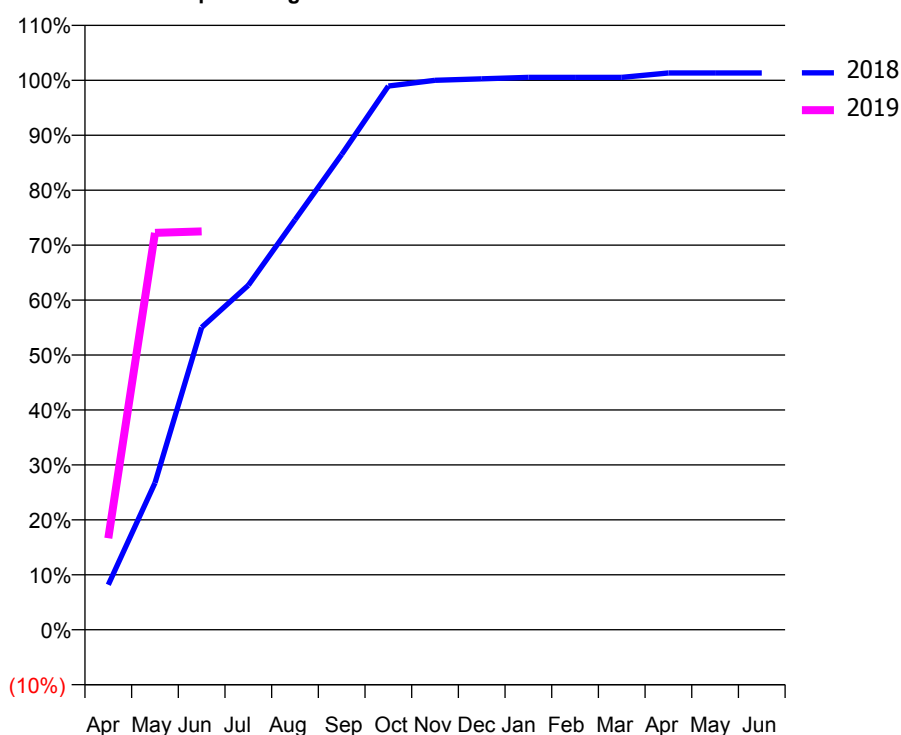
### Q60 - Vital Signs Orthodontic At a Glance Contract Report for 238120/0001 - June 2018

Name or company name	DR AS SADHRA	18/19 Contracted general activity (UDA)	783
Contract type name	GDS Contract	Carry forward general activity (UDA)	0
Purpose of contract	General and Orthodontic	18/19 Contracted orthodontic activity (UOA)	378
Contract start date	01/04/2006	Carry forward orthodontic activity (UOA)	0
Contract end date		Baseline contract value	£37,118.54

ACCESS	Contract	England and Wales
24 month ratio of assessments to patient IDs	1.05	1.09

ACTIVITY	Contract
Contract assess and fit appliances (case starts) as a percentage of Area Team case starts	0.4 %

Cumulative percentage of contracted UOA delivered 2018 & 2019



Month	Adjusted Scheduled Activity (UOA)		
	2017	2018	2019
April	0	31	63
May	22	101	273
June	22	208	274
July	44	237	
August	70	282	
September	142	327	
October	207	374	
November	337	378	
December	341	379	
January	364	380	
February	408	380	
March	409	380	
April	409	383	
May	409	383	
June	409	383	

#### QUANTITY METRICS (rolling 12 month period)

	Contract Quantity	Contract Base Number	Contract *	Area Team	Region	England
% of all assessments that were assess and fit appliances (case starts)	20	49	40.8%	57.9%	57.8%	60.4%
% of all assessments that were assess and refuse	10	49	20.4%	16.0%	11.1%	11.4%
% of all assessments that were assess and review	19	49	38.8%	26.0%	31.1%	28.3%
% of case starts with a reported IOTN of 3 and Aesthetic Component of 5 or below	0	20	N/A	0.1%	0.1%	0.1%
% of case starts with a reported IOTN of 3 and Aesthetic Component of 6 or above	0	20	N/A	3.6%	4.0%	4.0%
% of case starts with a reported IOTN of 4	20	20	100.0%	79.1%	76.4%	77.8%
% of case starts with a reported IOTN of 5	0	20	N/A	16.4%	17.5%	16.7 %
% of concluded courses in receipt of dual-arch fixed appliances	8	14	57.1%	78.4%	70.3%	74.3%
% of concluded courses where treatment was abandoned or discontinued	1	14	7.1%	8.1%	8.3%	6.9%
% of patients satisfied with the treatment they have received	1	1	100.0%	97.2%	96.1%	95.7%

\* Figures in italics indicate that the base number is less than 100.



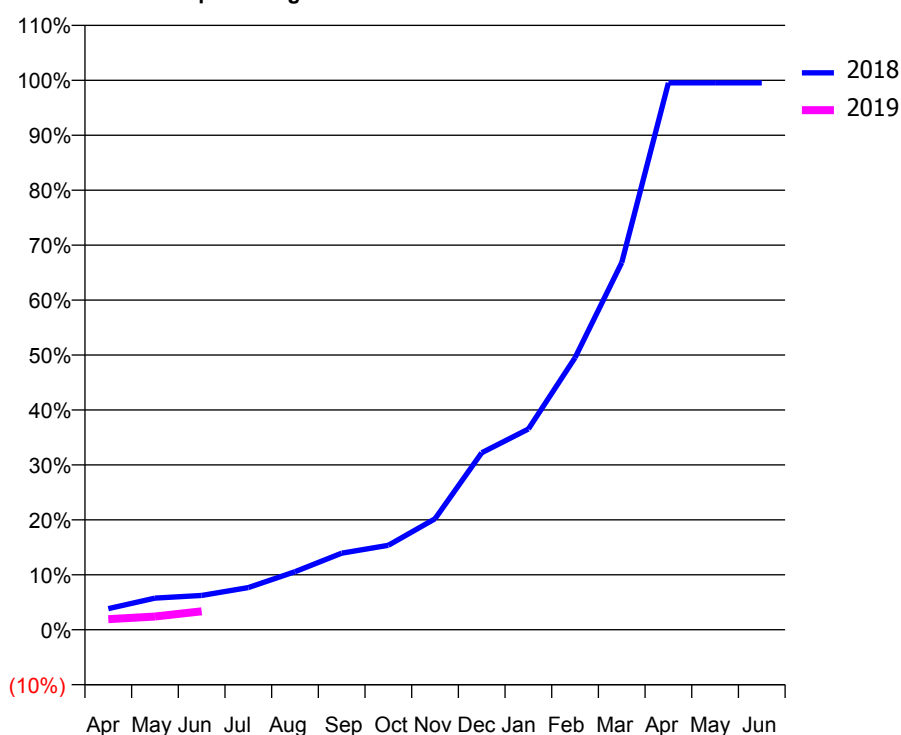
### Q60 - Vital Signs Orthodontic At a Glance Contract Report for 303496/0002 - June 2018

Name or company name	MR AR FEE	18/19 Contracted general activity (UDA)	1,774
Contract type name	GDS Contract	Carry forward general activity (UDA)	0
Purpose of contract	General and Orthodontic	18/19 Contracted orthodontic activity (UOA)	208
Contract start date	13/09/2010	Carry forward orthodontic activity (UOA)	0
Contract end date		Baseline contract value	£60,661.20

ACCESS	Contract	England and Wales
24 month ratio of assessments to patient IDs	1.30	1.09

ACTIVITY	Contract
Contract assess and fit appliances (case starts) as a percentage of Area Team case starts	0.1 %

Cumulative percentage of contracted UOA delivered 2018 & 2019



Month	Adjusted Scheduled Activity (UOA)		
	2017	2018	2019
April	4	8	4
May	4	12	5
June	5	13	7
July	10	16	
August	12	22	
September	13	29	
October	13	32	
November	18	42	
December	22	67	
January	22	76	
February	67	103	
March	96	139	
April	214	207	
May	214	207	
June	214	207	

#### QUANTITY METRICS (rolling 12 month period)

	Contract Quantity	Contract Base Number	Contract *	Area Team	Region	England
% of all assessments that were assess and fit appliances (case starts)	6	81	7.4%	57.9%	57.8%	60.4%
% of all assessments that were assess and refuse	0	81	0.0%	16.0%	11.1%	11.4%
% of all assessments that were assess and review	75	81	92.6%	26.0%	31.1%	28.3%
% of case starts with a reported IOTN of 3 and Aesthetic Component of 5 or below	0	6	N/A	0.1%	0.1%	0.1%
% of case starts with a reported IOTN of 3 and Aesthetic Component of 6 or above	0	6	N/A	3.6%	4.0%	4.0%
% of case starts with a reported IOTN of 4	5	6	83.3%	79.1%	76.4%	77.8%
% of case starts with a reported IOTN of 5	1	6	16.7%	16.4%	17.5%	16.7%
% of concluded courses in receipt of dual-arch fixed appliances	5	6	83.3%	78.4%	70.3%	74.3%
% of concluded courses where treatment was abandoned or discontinued	1	6	16.7%	8.1%	8.3%	6.9%
% of patients satisfied with the treatment they have received	0	0	N/A	97.2%	96.1%	95.7%

\* Figures in italics indicate that the base number is less than 100.

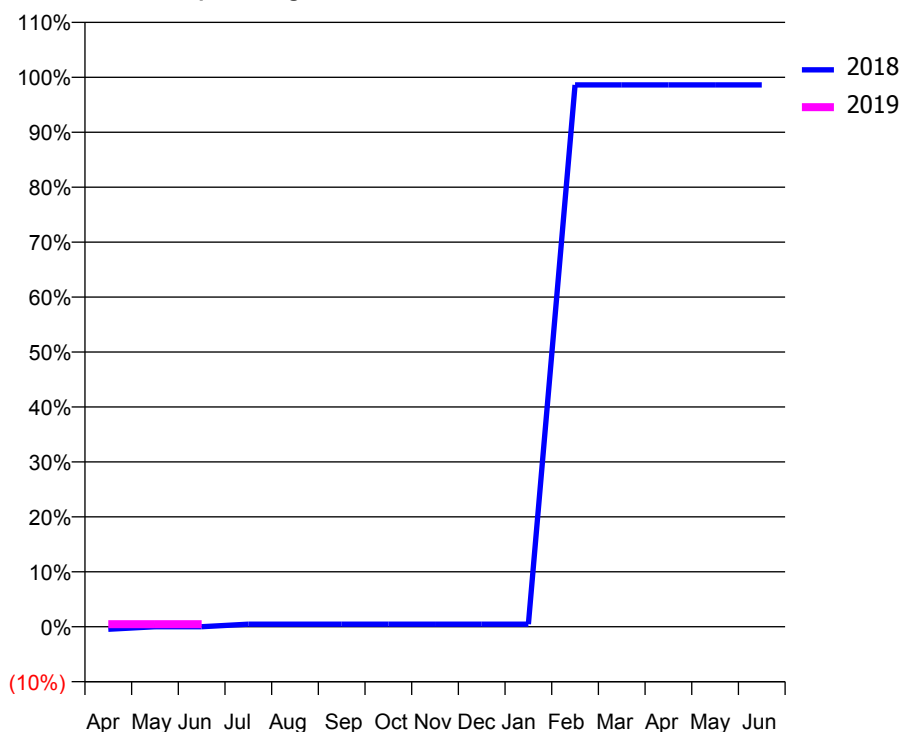
### Q60 - Vital Signs Orthodontic At a Glance Contract Report for 361747/0001 - June 2018

Name or company name	MRS NK SUNNER	18/19 Contracted general activity (UDA)	6,987
Contract type name	GDS Contract	Carry forward general activity (UDA)	0
Purpose of contract	General and Orthodontic	18/19 Contracted orthodontic activity (UOA)	214
Contract start date	01/06/2015	Carry forward orthodontic activity (UOA)	0
Contract end date		Baseline contract value	£186,499.47

ACCESS	Contract	England and Wales
24 month ratio of assessments to patient IDs	1.00	1.09

ACTIVITY	Contract
Contract assess and fit appliances (case starts) as a percentage of Area Team case starts	0.2 %

Cumulative percentage of contracted UOA delivered 2018 & 2019



Month	Adjusted Scheduled Activity (UOA)		
	2017	2018	2019
April	6	-1	1
May	6	-0	1
June	71	-0	1
July	92	1	
August	114	1	
September	114	1	
October	135	1	
November	135	1	
December	135	1	
January	156	1	
February	156	211	
March	199	211	
April	209	211	
May	209	211	
June	209	211	

#### QUANTITY METRICS (rolling 12 month period)

	Contract Quantity	Contract Base Number	Contract *	Area Team	Region	England
% of all assessments that were assess and fit appliances (case starts)	10	12	83.3%	57.9%	57.8%	60.4%
% of all assessments that were assess and refuse	0	12	0.0%	16.0%	11.1%	11.4%
% of all assessments that were assess and review	2	12	16.7%	26.0%	31.1%	28.3%
% of case starts with a reported IOTN of 3 and Aesthetic Component of 5 or below	0	10	N/A	0.1%	0.1%	0.1%
% of case starts with a reported IOTN of 3 and Aesthetic Component of 6 or above	0	10	N/A	3.6%	4.0%	4.0%
% of case starts with a reported IOTN of 4	10	10	100.0%	79.1%	76.4%	77.8%
% of case starts with a reported IOTN of 5	0	10	N/A	16.4%	17.5%	16.7 %
% of concluded courses in receipt of dual-arch fixed appliances	0	6	N/A	78.4%	70.3%	74.3%
% of concluded courses where treatment was abandoned or discontinued	0	6	0.0%	8.1%	8.3%	6.9%
% of patients satisfied with the treatment they have received	3	3	100.0%	97.2%	96.1%	95.7%

\* Figures in italics indicate that the base number is less than 100.

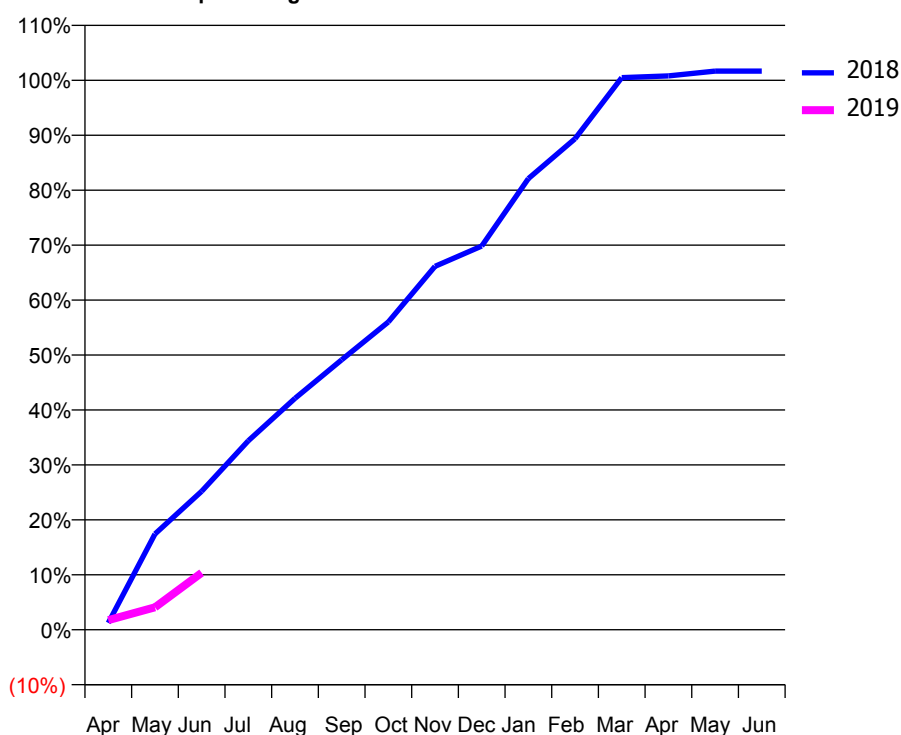
### Q60 - Vital Signs Orthodontic At a Glance Contract Report for 551333/0001 - June 2018

Name or company name	MR JD MUIR	18/19 Contracted general activity (UDA)	0
Contract type name	PDS Contract	Carry forward general activity (UDA)	0
Purpose of contract	Orthodontic	18/19 Contracted orthodontic activity (UOA)	7,357
Contract start date	01/05/2006	Carry forward orthodontic activity (UOA)	0
Contract end date	31/03/2019	Baseline contract value	£427,508.46

ACCESS	Contract	England and Wales
24 month ratio of assessments to patient IDs	1.10	1.09

ACTIVITY	Contract
Contract assess and fit appliances (case starts) as a percentage of Area Team case starts	5.8 %

Cumulative percentage of contracted UOA delivered 2018 & 2019



Month	Adjusted Scheduled Activity (UOA)		
	2017	2018	2019
April	267	92	130
May	1,096	1,282	300
June	1,772	1,854	764
July	2,628	2,530	
August	3,281	3,099	
September	3,485	3,614	
October	4,198	4,122	
November	5,121	4,865	
December	5,649	5,137	
January	6,521	6,041	
February	7,142	6,574	
March	7,408	7,393	
April	7,438	7,415	
May	7,449	7,480	
June	7,449	7,480	

#### QUANTITY METRICS (rolling 12 month period)

	Contract Quantity	Contract Base Number	Contract *	Area Team	Region	England
% of all assessments that were assess and fit appliances (case starts)	289	620	46.6%	57.9%	57.8%	60.4%
% of all assessments that were assess and refuse	136	620	21.9%	16.0%	11.1%	11.4%
% of all assessments that were assess and review	195	620	31.5%	26.0%	31.1%	28.3%
% of case starts with a reported IOTN of 3 and Aesthetic Component of 5 or below	0	289	N/A	0.1%	0.1%	0.1%
% of case starts with a reported IOTN of 3 and Aesthetic Component of 6 or above	1	289	0.3%	3.6%	4.0%	4.0%
% of case starts with a reported IOTN of 4	256	289	88.6%	79.1%	76.4%	77.8%
% of case starts with a reported IOTN of 5	29	289	10.0%	16.4%	17.5%	16.7 %
% of concluded courses in receipt of dual-arch fixed appliances	324	346	93.6%	78.4%	70.3%	74.3%
% of concluded courses where treatment was abandoned or discontinued	19	346	5.5%	8.1%	8.3%	6.9%
% of patients satisfied with the treatment they have received	6	6	100.0%	97.2%	96.1%	95.7%

\* Figures in italics indicate that the base number is less than 100.

### Q60 - Vital Signs Orthodontic At a Glance Contract Report for 574880/0001 - June 2018

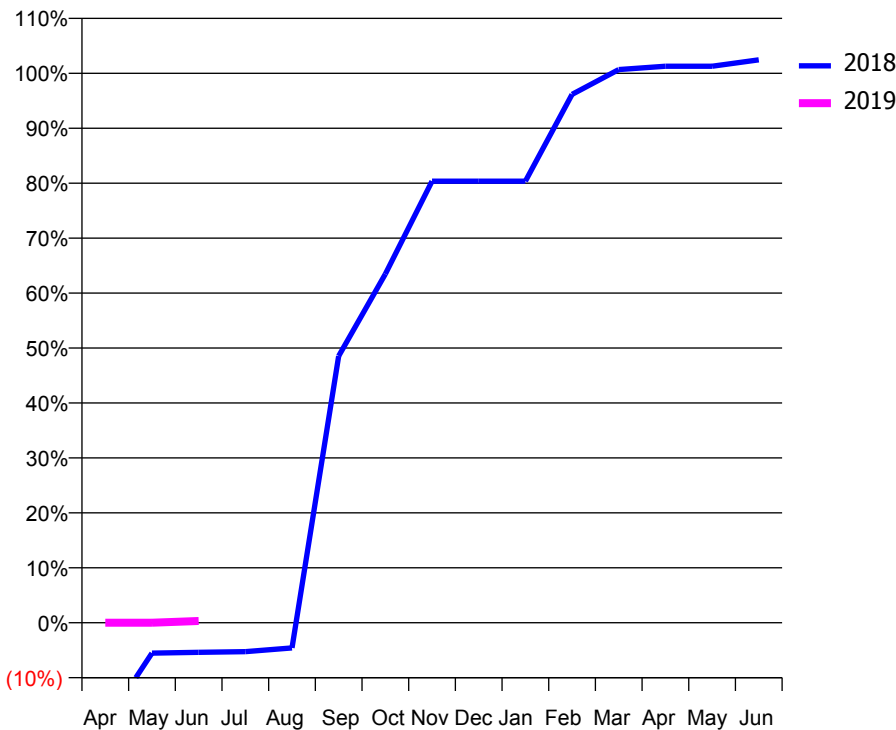
Name or company name	MR MB WARAICH
Contract type name	GDS Contract
Purpose of contract	General and Orthodontic
Contract start date	01/04/2006
Contract end date	

18/19 Contracted general activity (UDA)	6,462
Carry forward general activity (UDA)	0
18/19 Contracted orthodontic activity (UOA)	1,462
Carry forward orthodontic activity (UOA)	0
Baseline contract value	£211,373.52

ACCESS	Contract	England and Wales
24 month ratio of assessments to patient IDs	1.00	1.09

ACTIVITY	Contract
Contract assess and fit appliances (case starts) as a percentage of Area Team case starts	1.4 %

Cumulative percentage of contracted UOA delivered 2018 & 2019



Month	Adjusted Scheduled Activity (UOA)		
	2017	2018	2019
April	29	-271	0
May	29	-81	0
June	32	-79	5
July	37	-77	
August	506	-67	
September	554	710	
October	1,148	928	
November	1,178	1,175	
December	1,184	1,175	
January	1,186	1,175	
February	1,191	1,406	
March	1,571	1,472	
April	1,596	1,481	
May	1,716	1,481	
June	1,716	1,498	

#### QUANTITY METRICS (rolling 12 month period)

	Contract Quantity	Contract Base Number	Contract *	Area Team	Region	England
% of all assessments that were assess and fit appliances (case starts)	71	157	45.2%	57.9%	57.8%	60.4%
% of all assessments that were assess and refuse	22	157	14.0%	16.0%	11.1%	11.4%
% of all assessments that were assess and review	64	157	40.8%	26.0%	31.1%	28.3%
% of case starts with a reported IOTN of 3 and Aesthetic Component of 5 or below	0	71	<i>N/A</i>	0.1%	0.1%	0.1%
% of case starts with a reported IOTN of 3 and Aesthetic Component of 6 or above	0	71	<i>N/A</i>	3.6%	4.0%	4.0%
% of case starts with a reported IOTN of 4	64	71	90.1%	79.1%	76.4%	77.8%
% of case starts with a reported IOTN of 5	6	71	8.5%	16.4%	17.5%	16.7 %
% of concluded courses in receipt of dual-arch fixed appliances	72	77	93.5%	78.4%	70.3%	74.3%
% of concluded courses where treatment was abandoned or discontinued	4	77	5.2%	8.1%	8.3%	6.9%
% of patients satisfied with the treatment they have received	6	6	100.0%	97.2%	96.1%	95.7%

\* Figures in italics indicate that the base number is less than 100.

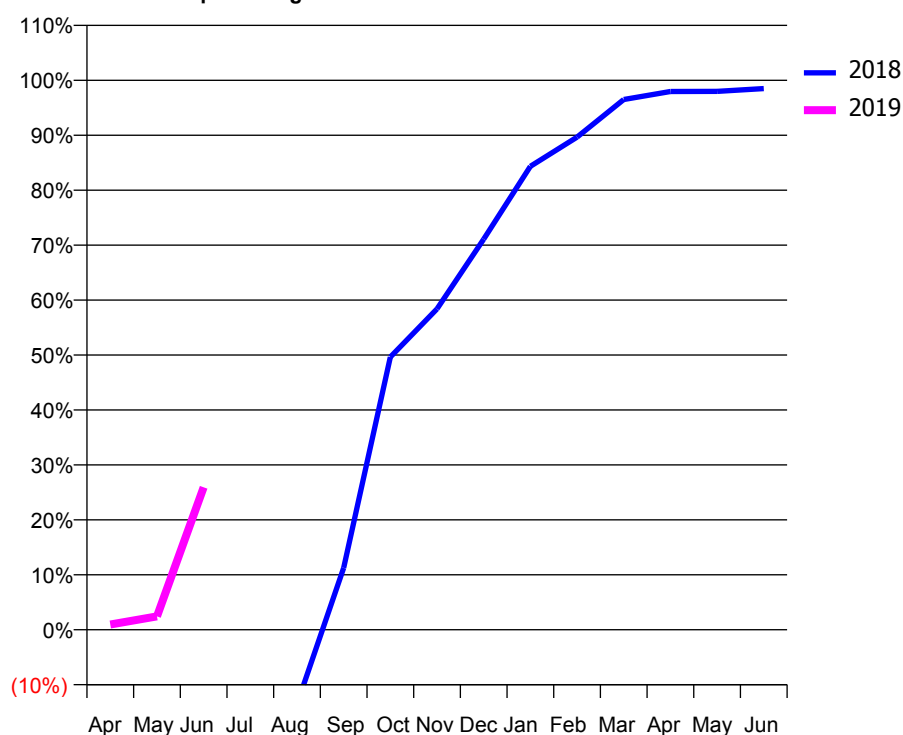
### Q60 - Vital Signs Orthodontic At a Glance Contract Report for 636053/0001 - June 2018

Name or company name	MR SS NANDHRA	18/19 Contracted general activity (UDA)	0
Contract type name	PDS Contract	Carry forward general activity (UDA)	0
Purpose of contract	Orthodontic	18/19 Contracted orthodontic activity (UOA)	4,341
Contract start date	01/04/2006	Carry forward orthodontic activity (UOA)	0
Contract end date	31/03/2019	Baseline contract value	£255,706.04

ACCESS	Contract	England and Wales
24 month ratio of assessments to patient IDs	1.02	1.09

ACTIVITY	Contract
Contract assess and fit appliances (case starts) as a percentage of Area Team case starts	6.8 %

Cumulative percentage of contracted UOA delivered 2018 & 2019



Month	Adjusted Scheduled Activity (UOA)		
	2017	2018	2019
April	87	-2,360	42
May	675	-2,338	106
June	1,327	-1,637	1,126
July	2,085	-1,205	
August	2,610	-590	
September	2,862	489	
October	3,163	2,155	
November	3,323	2,535	
December	3,709	3,086	
January	3,941	3,661	
February	4,260	3,892	
March	4,494	4,189	
April	4,494	4,252	
May	4,494	4,253	
June	4,564	4,276	

### QUANTITY METRICS (rolling 12 month period)

	Contract Quantity	Contract Base Number	Contract *	Area Team	Region	England
% of all assessments that were assess and fit appliances (case starts)	338	403	83.9%	57.9%	57.8%	60.4%
% of all assessments that were assess and refuse	63	403	15.6%	16.0%	11.1%	11.4%
% of all assessments that were assess and review	2	403	0.5%	26.0%	31.1%	28.3%
% of case starts with a reported IOTN of 3 and Aesthetic Component of 5 or below	0	338	N/A	0.1%	0.1%	0.1%
% of case starts with a reported IOTN of 3 and Aesthetic Component of 6 or above	0	338	N/A	3.6%	4.0%	4.0%
% of case starts with a reported IOTN of 4	277	338	82.0%	79.1%	76.4%	77.8%
% of case starts with a reported IOTN of 5	56	338	16.6%	16.4%	17.5%	16.7 %
% of concluded courses in receipt of dual-arch fixed appliances	131	216	60.6%	78.4%	70.3%	74.3%
% of concluded courses where treatment was abandoned or discontinued	21	216	9.7%	8.1%	8.3%	6.9%
% of patients satisfied with the treatment they have received	5	5	100.0%	97.2%	96.1%	95.7%

\* Figures in italics indicate that the base number is less than 100.

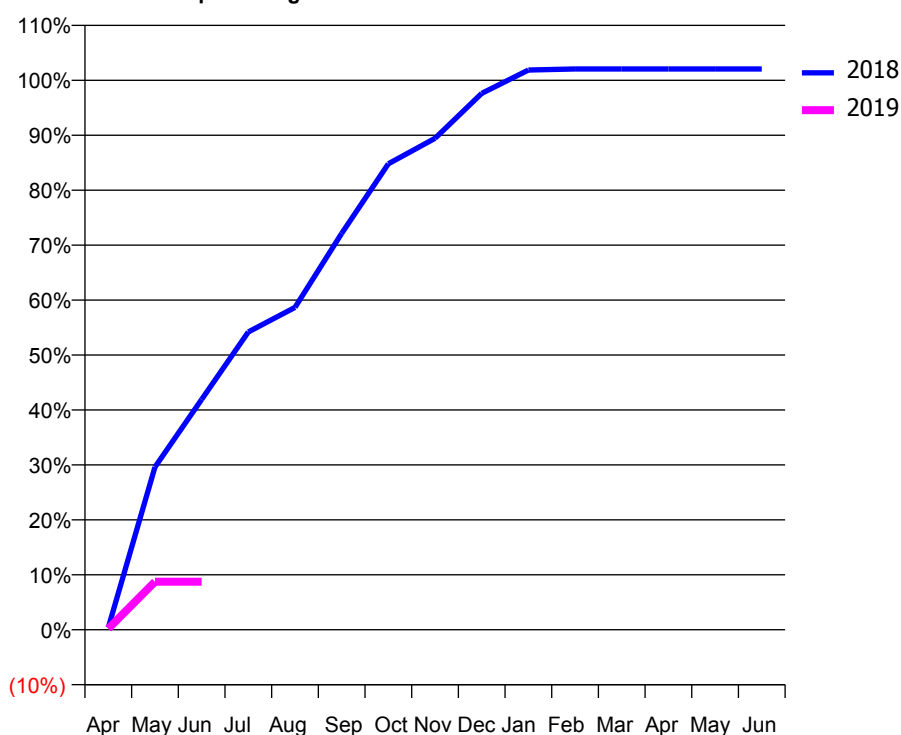
### Q60 - Vital Signs Orthodontic At a Glance Contract Report for 643203/0001 - June 2018

Name or company name	MR GP MANZIE	18/19 Contracted general activity (UDA)	1,646
Contract type name	GDS Contract	Carry forward general activity (UDA)	0
Purpose of contract	General and Orthodontic	18/19 Contracted orthodontic activity (UOA)	492
Contract start date	01/04/2006	Carry forward orthodontic activity (UOA)	0
Contract end date		Baseline contract value	£80,607.78

ACCESS	Contract	England and Wales
24 month ratio of assessments to patient IDs	1.03	1.09

ACTIVITY	Contract
Contract assess and fit appliances (case starts) as a percentage of Area Team case starts	0.3 %

Cumulative percentage of contracted UOA delivered 2018 & 2019



Month	Adjusted Scheduled Activity (UOA)		
	2017	2018	2019
April	0	2	1
May	24	152	43
June	24	215	43
July	45	278	
August	48	301	
September	113	370	
October	180	435	
November	244	459	
December	463	501	
January	484	523	
February	526	524	
March	484	524	
April	485	524	
May	485	524	
June	485	524	

#### QUANTITY METRICS (rolling 12 month period)

	Contract Quantity	Contract Base Number	Contract *	Area Team	Region	England
% of all assessments that were assess and fit appliances (case starts)	17	29	58.6%	57.9%	57.8%	60.4%
% of all assessments that were assess and refuse	2	29	6.9%	16.0%	11.1%	11.4%
% of all assessments that were assess and review	10	29	34.5%	26.0%	31.1%	28.3%
% of case starts with a reported IOTN of 3 and Aesthetic Component of 5 or below	0	17	<i>N/A</i>	0.1%	0.1%	0.1%
% of case starts with a reported IOTN of 3 and Aesthetic Component of 6 or above	3	17	17.6%	3.6%	4.0%	4.0%
% of case starts with a reported IOTN of 4	9	17	52.9%	79.1%	76.4%	77.8%
% of case starts with a reported IOTN of 5	2	17	11.8%	16.4%	17.5%	16.7%
% of concluded courses in receipt of dual-arch fixed appliances	11	12	91.7%	78.4%	70.3%	74.3%
% of concluded courses where treatment was abandoned or discontinued	1	12	8.3%	8.1%	8.3%	6.9%
% of patients satisfied with the treatment they have received	1	1	100.0%	97.2%	96.1%	95.7%

\* Figures in italics indicate that the base number is less than 100.

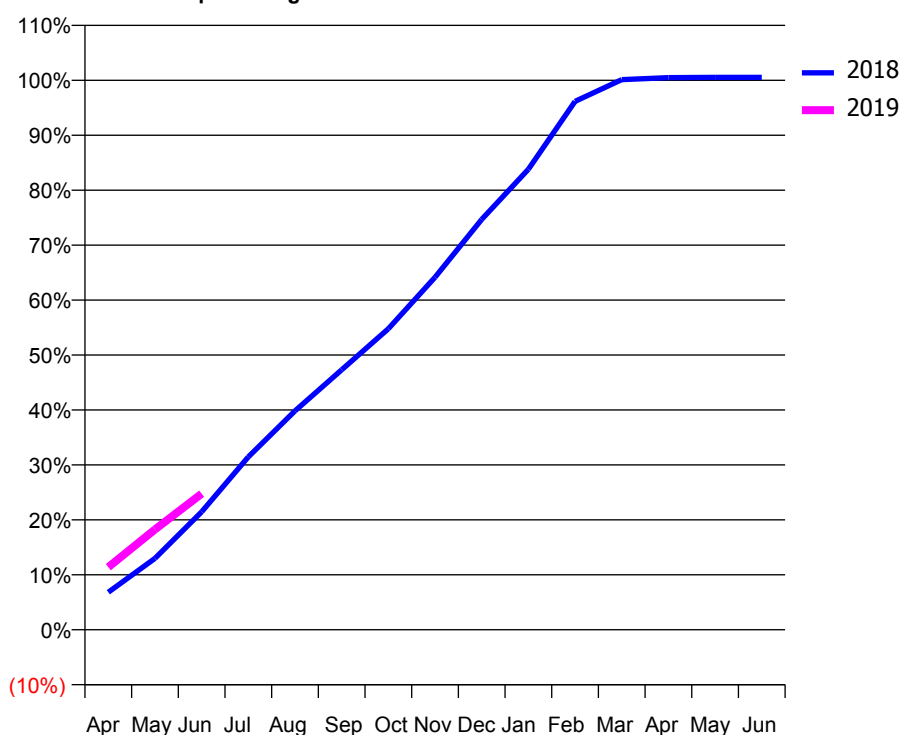
### Q60 - Vital Signs Orthodontic At a Glance Contract Report for 651230/0002 - June 2018

Name or company name	PKD Orthodontics	18/19 Contracted general activity (UDA)	0
Contract type name	PDS Contract	Carry forward general activity (UDA)	0
Purpose of contract	Orthodontic	18/19 Contracted orthodontic activity (UOA)	8,363
Contract start date	01/05/2012	Carry forward orthodontic activity (UOA)	0
Contract end date	31/03/2019	Baseline contract value	£565,094.04

ACCESS	Contract	England and Wales
24 month ratio of assessments to patient IDs	1.10	1.09

ACTIVITY	Contract
Contract assess and fit appliances (case starts) as a percentage of Area Team case starts	8.2 %

Cumulative percentage of contracted UOA delivered 2018 & 2019



Month	Adjusted Scheduled Activity (UOA)		
	2017	2018	2019
April	170	572	952
May	851	1,087	1,527
June	1,072	1,796	2,071
July	1,169	2,631	
August	1,544	3,331	
September	2,914	3,956	
October	3,667	4,581	
November	4,068	5,365	
December	5,516	6,246	
January	6,429	7,009	
February	7,413	8,042	
March	8,062	8,372	
April	8,439	8,402	
May	8,439	8,406	
June	8,439	8,406	

#### QUANTITY METRICS (rolling 12 month period)

	Contract Quantity	Contract Base Number	Contract *	Area Team	Region	England
% of all assessments that were assess and fit appliances (case starts)	411	714	57.6%	57.9%	57.8%	60.4%
% of all assessments that were assess and refuse	95	714	13.3%	16.0%	11.1%	11.4%
% of all assessments that were assess and review	208	714	29.1%	26.0%	31.1%	28.3%
% of case starts with a reported IOTN of 3 and Aesthetic Component of 5 or below	0	411	N/A	0.1%	0.1%	0.1%
% of case starts with a reported IOTN of 3 and Aesthetic Component of 6 or above	11	411	2.7%	3.6%	4.0%	4.0%
% of case starts with a reported IOTN of 4	314	411	76.4%	79.1%	76.4%	77.8%
% of case starts with a reported IOTN of 5	83	411	20.2%	16.4%	17.5%	16.7 %
% of concluded courses in receipt of dual-arch fixed appliances	424	471	90.0%	78.4%	70.3%	74.3%
% of concluded courses where treatment was abandoned or discontinued	26	471	5.5%	8.1%	8.3%	6.9%
% of patients satisfied with the treatment they have received	19	20	95.0%	97.2%	96.1%	95.7%

\* Figures in italics indicate that the base number is less than 100.

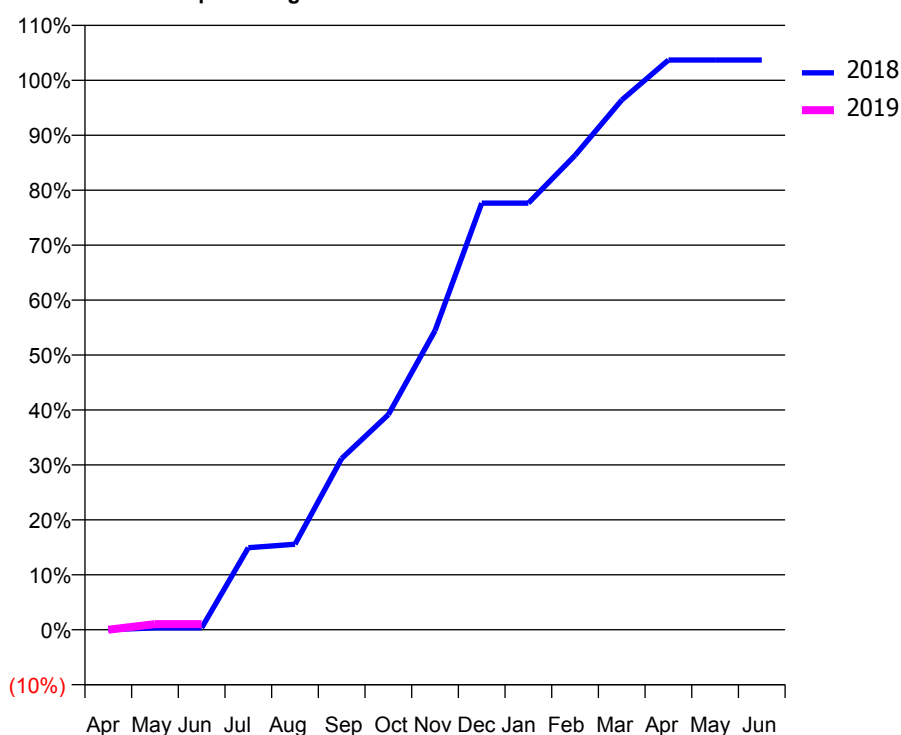
### Q60 - Vital Signs Orthodontic At a Glance Contract Report for 772992/0001 - June 2018

Name or company name	MISS C BANKS	18/19 Contracted general activity (UDA)	0
Contract type name	PDS Contract	Carry forward general activity (UDA)	0
Purpose of contract	Orthodontic	18/19 Contracted orthodontic activity (UOA)	288
Contract start date	01/04/2006	Carry forward orthodontic activity (UOA)	0
Contract end date	31/03/2019	Baseline contract value	£17,217.99

ACCESS	Contract	England and Wales
24 month ratio of assessments to patient IDs	1.14	1.09

ACTIVITY	Contract
Contract assess and fit appliances (case starts) as a percentage of Area Team case starts	0.3 %

Cumulative percentage of contracted UOA delivered 2018 & 2019



Month	Adjusted Scheduled Activity (UOA)		
	2017	2018	2019
April	6	0	0
May	8	1	3
June	10	1	3
July	10	43	
August	34	45	
September	36	90	
October	81	113	
November	81	157	
December	107	224	
January	134	224	
February	155	249	
March	228	278	
April	229	299	
May	229	299	
June	229	299	

#### QUANTITY METRICS (rolling 12 month period)

	Contract Quantity	Contract Base Number	Contract *	Area Team	Region	England
% of all assessments that were assess and fit appliances (case starts)	16	44	36.4%	57.9%	57.8%	60.4%
% of all assessments that were assess and refuse	6	44	13.6%	16.0%	11.1%	11.4%
% of all assessments that were assess and review	22	44	50.0%	26.0%	31.1%	28.3%
% of case starts with a reported IOTN of 3 and Aesthetic Component of 5 or below	0	16	<i>N/A</i>	0.1%	0.1%	0.1%
% of case starts with a reported IOTN of 3 and Aesthetic Component of 6 or above	0	16	<i>N/A</i>	3.6%	4.0%	4.0%
% of case starts with a reported IOTN of 4	11	16	68.8%	79.1%	76.4%	77.8%
% of case starts with a reported IOTN of 5	5	16	31.3%	16.4%	17.5%	16.7 %
% of concluded courses in receipt of dual-arch fixed appliances	0	3	<i>N/A</i>	78.4%	70.3%	74.3%
% of concluded courses where treatment was abandoned or discontinued	1	3	33.3%	8.1%	8.3%	6.9%
% of patients satisfied with the treatment they have received	0	0	<i>N/A</i>	97.2%	96.1%	95.7%

\* Figures in italics indicate that the base number is less than 100.



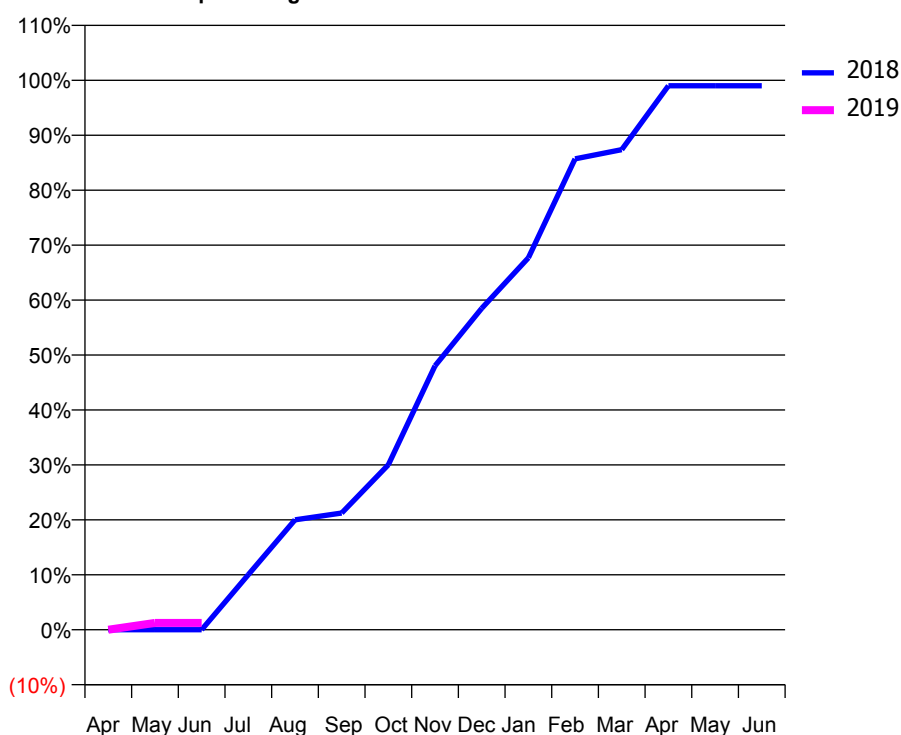
### Q60 - Vital Signs Orthodontic At a Glance Contract Report for 822167/0003 - June 2018

Name or company name	MISS CD HOLLINS	18/19 Contracted general activity (UDA)	0
Contract type name	PDS Contract	Carry forward general activity (UDA)	0
Purpose of contract	Orthodontic	18/19 Contracted orthodontic activity (UOA)	239
Contract start date	06/02/2007	Carry forward orthodontic activity (UOA)	0
Contract end date	31/03/2019	Baseline contract value	£15,979.43

ACCESS	Contract	England and Wales
24 month ratio of assessments to patient IDs	1.04	1.09

ACTIVITY	Contract
Contract assess and fit appliances (case starts) as a percentage of Area Team case starts	0.2 %

Cumulative percentage of contracted UOA delivered 2018 & 2019



Month	Adjusted Scheduled Activity (UOA)		
	2017	2018	2019
April	0	0	0
May	21	0	3
June	21	0	3
July	42	24	
August	84	48	
September	84	51	
October	106	72	
November	106	115	
December	151	140	
January	155	162	
February	197	205	
March	230	209	
April	230	237	
May	230	237	
June	230	237	

#### QUANTITY METRICS (rolling 12 month period)

	Contract Quantity	Contract Base Number	Contract *	Area Team	Region	England
% of all assessments that were assess and fit appliances (case starts)	11	38	28.9%	57.9%	57.8%	60.4%
% of all assessments that were assess and refuse	12	38	31.6%	16.0%	11.1%	11.4%
% of all assessments that were assess and review	15	38	39.5%	26.0%	31.1%	28.3%
% of case starts with a reported IOTN of 3 and Aesthetic Component of 5 or below	0	11	<i>N/A</i>	0.1%	0.1%	0.1%
% of case starts with a reported IOTN of 3 and Aesthetic Component of 6 or above	0	11	<i>N/A</i>	3.6%	4.0%	4.0%
% of case starts with a reported IOTN of 4	9	11	81.8%	79.1%	76.4%	77.8%
% of case starts with a reported IOTN of 5	2	11	18.2%	16.4%	17.5%	16.7 %
% of concluded courses in receipt of dual-arch fixed appliances	0	4	<i>N/A</i>	78.4%	70.3%	74.3%
% of concluded courses where treatment was abandoned or discontinued	0	4	0.0%	8.1%	8.3%	6.9%
% of patients satisfied with the treatment they have received	1	1	100.0%	97.2%	96.1%	95.7%

\* Figures in italics indicate that the base number is less than 100.

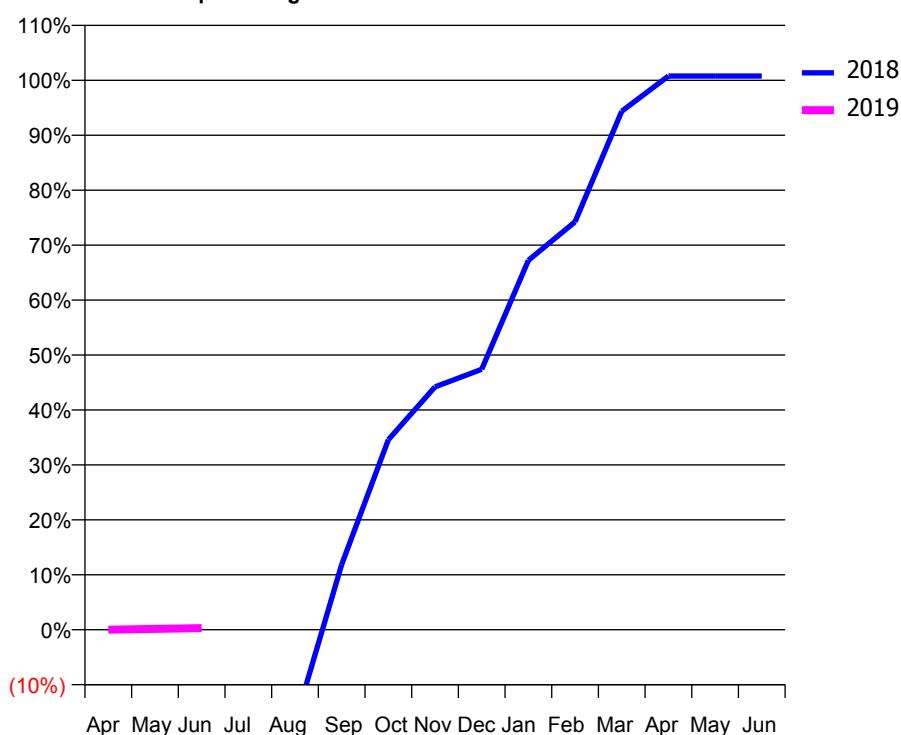
### Q60 - Vital Signs Orthodontic At a Glance Contract Report for 840610/0001 - June 2018

Name or company name	MR RK NAHAR	18/19 Contracted general activity (UDA)	17,203
Contract type name	GDS Contract	Carry forward general activity (UDA)	0
Purpose of contract	General and Orthodontic	18/19 Contracted orthodontic activity (UOA)	656
Contract start date	01/04/2006	Carry forward orthodontic activity (UOA)	0
Contract end date		Baseline contract value	£454,342.55

ACCESS	Contract	England and Wales
24 month ratio of assessments to patient IDs	1.16	1.09

ACTIVITY	Contract
Contract assess and fit appliances (case starts) as a percentage of Area Team case starts	1.0 %

Cumulative percentage of contracted UOA delivered 2018 & 2019



Month	Adjusted Scheduled Activity (UOA)		
	2017	2018	2019
April	50	-391	0
May	92	-367	1
June	138	-346	2
July	277	-217	
August	350	-111	
September	415	78	
October	439	227	
November	504	290	
December	506	311	
January	553	441	
February	577	487	
March	619	619	
April	661	661	
May	685	661	
June	685	661	

#### QUANTITY METRICS (rolling 12 month period)

	Contract Quantity	Contract Base Number	Contract *	Area Team	Region	England
% of all assessments that were assess and fit appliances (case starts)	49	67	73.1%	57.9%	57.8%	60.4%
% of all assessments that were assess and refuse	8	67	11.9%	16.0%	11.1%	11.4%
% of all assessments that were assess and review	10	67	14.9%	26.0%	31.1%	28.3%
% of case starts with a reported IOTN of 3 and Aesthetic Component of 5 or below	0	49	N/A	0.1%	0.1%	0.1%
% of case starts with a reported IOTN of 3 and Aesthetic Component of 6 or above	0	49	N/A	3.6%	4.0%	4.0%
% of case starts with a reported IOTN of 4	38	49	77.6%	79.1%	76.4%	77.8%
% of case starts with a reported IOTN of 5	11	49	22.4%	16.4%	17.5%	16.7%
% of concluded courses in receipt of dual-arch fixed appliances	20	23	87.0%	78.4%	70.3%	74.3%
% of concluded courses where treatment was abandoned or discontinued	1	23	4.3%	8.1%	8.3%	6.9%
% of patients satisfied with the treatment they have received	2	2	100.0%	97.2%	96.1%	95.7%

\* Figures in italics indicate that the base number is less than 100.

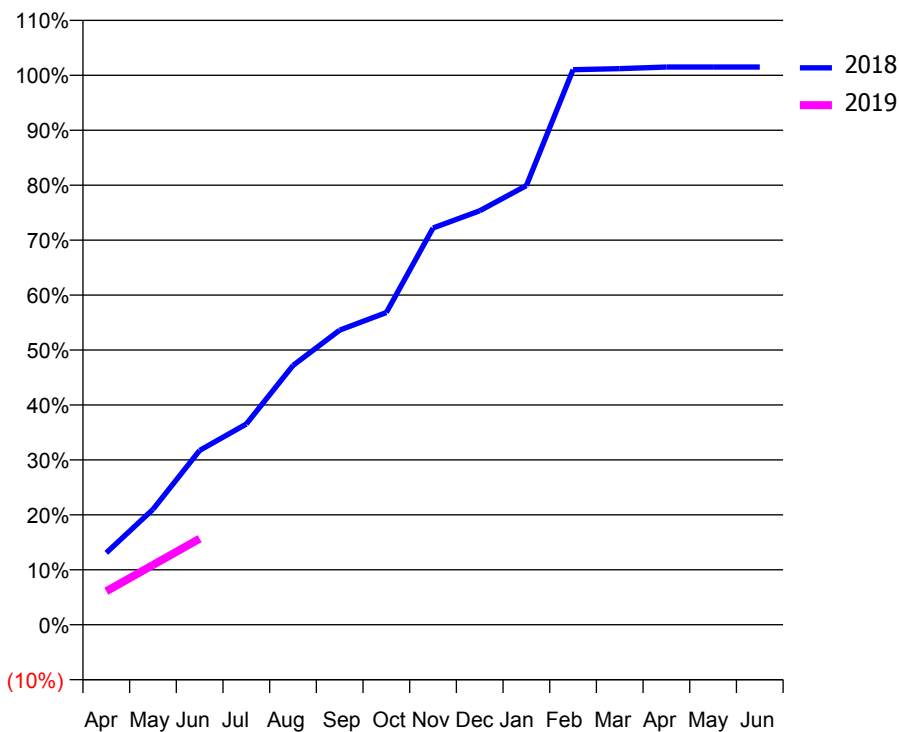
### Q60 - Vital Signs Orthodontic At a Glance Contract Report for 910066/0001 - June 2018

Name or company name	DR AJ FAGG	18/19 Contracted general activity (UDA)	777
Contract type name	GDS Contract	Carry forward general activity (UDA)	0
Purpose of contract	General and Orthodontic	18/19 Contracted orthodontic activity (UOA)	1,378
Contract start date	01/04/2006	Carry forward orthodontic activity (UOA)	0
Contract end date		Baseline contract value	£89,593.43

ACCESS	Contract	England and Wales
24 month ratio of assessments to patient IDs	1.03	1.09

ACTIVITY	Contract
Contract assess and fit appliances (case starts) as a percentage of Area Team case starts	1.1 %

Cumulative percentage of contracted UOA delivered 2018 & 2019



Month	Adjusted Scheduled Activity (UOA)		
	2017	2018	2019
April	7	183	84
May	474	294	150
June	474	444	216
July	686	511	
August	928	660	
September	1,054	750	
October	1,123	795	
November	1,220	1,010	
December	1,265	1,054	
January	1,334	1,118	
February	1,383	1,413	
March	1,407	1,416	
April	1,408	1,420	
May	1,408	1,420	
June	1,408	1,420	

#### QUANTITY METRICS (rolling 12 month period)

	Contract Quantity	Contract Base Number	Contract *	Area Team	Region	England
% of all assessments that were assess and fit appliances (case starts)	55	93	59.1%	57.9%	57.8%	60.4%
% of all assessments that were assess and refuse	8	93	8.6%	16.0%	11.1%	11.4%
% of all assessments that were assess and review	30	93	32.3%	26.0%	31.1%	28.3%
% of case starts with a reported IOTN of 3 and Aesthetic Component of 5 or below	0	55	N/A	0.1%	0.1%	0.1%
% of case starts with a reported IOTN of 3 and Aesthetic Component of 6 or above	0	55	N/A	3.6%	4.0%	4.0%
% of case starts with a reported IOTN of 4	54	55	98.2%	79.1%	76.4%	77.8%
% of case starts with a reported IOTN of 5	1	55	1.8%	16.4%	17.5%	16.7%
% of concluded courses in receipt of dual-arch fixed appliances	57	71	80.3%	78.4%	70.3%	74.3%
% of concluded courses where treatment was abandoned or discontinued	9	71	12.7%	8.1%	8.3%	6.9%
% of patients satisfied with the treatment they have received	2	2	100.0%	97.2%	96.1%	95.7%

\* Figures in italics indicate that the base number is less than 100.

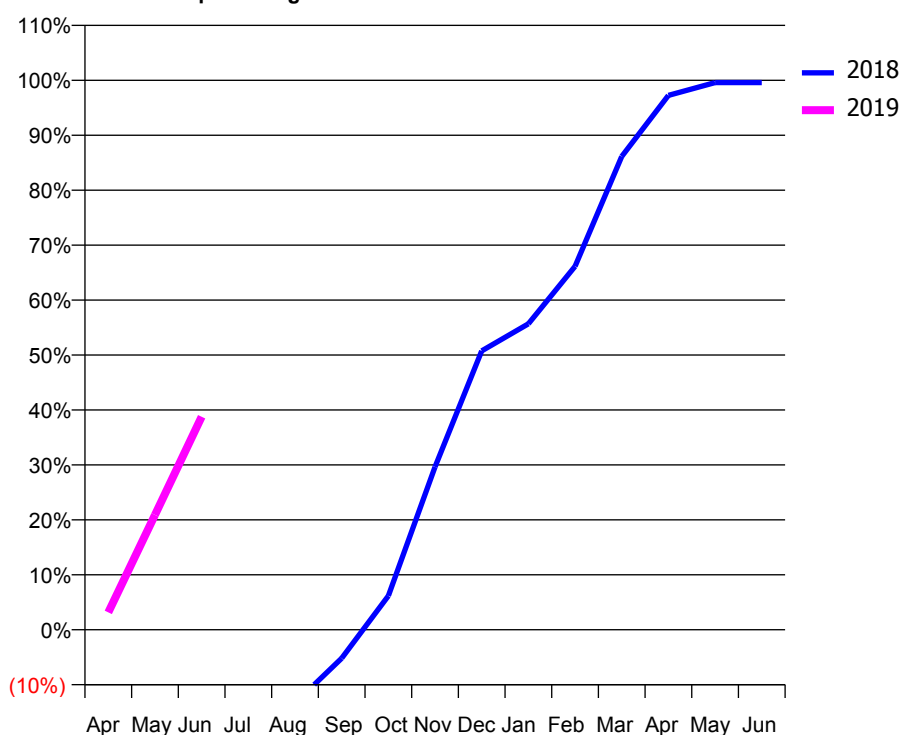
### Q60 - Vital Signs Orthodontic At a Glance Contract Report for 927201/0001 - June 2018

Name or company name	MR N AHMED	18/19 Contracted general activity (UDA)	17,708
Contract type name	GDS Contract	Carry forward general activity (UDA)	0
Purpose of contract	General and Orthodontic	18/19 Contracted orthodontic activity (UOA)	2,688
Contract start date	01/04/2006	Carry forward orthodontic activity (UOA)	0
Contract end date		Baseline contract value	£601,799.70

ACCESS	Contract	England and Wales
24 month ratio of assessments to patient IDs	1.03	1.09

ACTIVITY	Contract
Contract assess and fit appliances (case starts) as a percentage of Area Team case starts	4.2 %

Cumulative percentage of contracted UOA delivered 2018 & 2019



Month	Adjusted Scheduled Activity (UOA)		
	2017	2018	2019
April	170	-2,078	85
May	349	-1,482	562
June	756	-753	1,042
July	841	-514	
August	1,014	-360	
September	1,381	-140	
October	1,574	166	
November	1,665	797	
December	1,881	1,364	
January	2,081	1,497	
February	2,358	1,778	
March	2,557	2,315	
April	2,646	2,614	
May	2,647	2,677	
June	2,647	2,677	

#### QUANTITY METRICS (rolling 12 month period)

	Contract Quantity	Contract Base Number	Contract *	Area Team	Region	England
% of all assessments that were assess and fit appliances (case starts)	210	330	63.6%	57.9%	57.8%	60.4%
% of all assessments that were assess and refuse	28	330	8.5%	16.0%	11.1%	11.4%
% of all assessments that were assess and review	92	330	27.9%	26.0%	31.1%	28.3%
% of case starts with a reported IOTN of 3 and Aesthetic Component of 5 or below	0	210	N/A	0.1%	0.1%	0.1%
% of case starts with a reported IOTN of 3 and Aesthetic Component of 6 or above	8	210	3.8%	3.6%	4.0%	4.0%
% of case starts with a reported IOTN of 4	166	210	79.0%	79.1%	76.4%	77.8%
% of case starts with a reported IOTN of 5	34	210	16.2%	16.4%	17.5%	16.7 %
% of concluded courses in receipt of dual-arch fixed appliances	120	133	90.2%	78.4%	70.3%	74.3%
% of concluded courses where treatment was abandoned or discontinued	5	133	3.8%	8.1%	8.3%	6.9%
% of patients satisfied with the treatment they have received	2	2	100.0%	97.2%	96.1%	95.7%

\* Figures in italics indicate that the base number is less than 100.

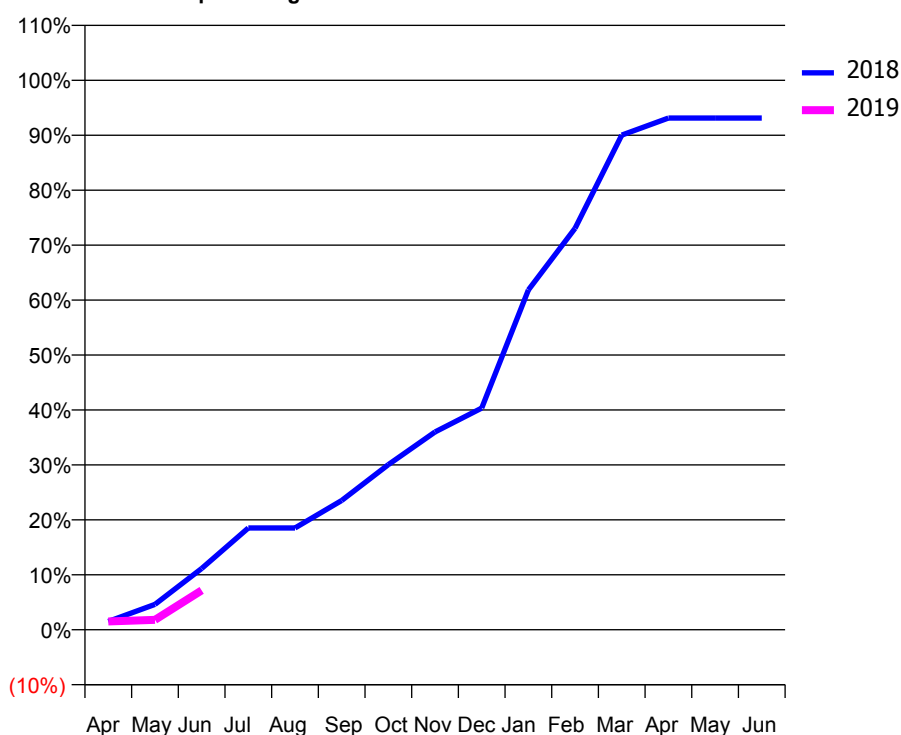
### Q61 - Vital Signs Orthodontic At a Glance Contract Report for 101370/0143 - June 2018

Name or company name	Petrie Tucker & Partners Ltd	18/19 Contracted general activity (UDA)	18,993
Contract type name	GDS Contract	Carry forward general activity (UDA)	0
Purpose of contract	General and Orthodontic	18/19 Contracted orthodontic activity (UOA)	1,381
Contract start date	01/04/2015	Carry forward orthodontic activity (UOA)	0
Contract end date		Baseline contract value	£565,410.28

ACCESS	Contract	England and Wales
24 month ratio of assessments to patient IDs	1.13	1.09

ACTIVITY	Contract
Contract assess and fit appliances (case starts) as a percentage of Area Team case starts	0.4 %

Cumulative percentage of contracted UOA delivered 2018 & 2019



Month	Adjusted Scheduled Activity (UOA)		
	2017	2018	2019
April	0	21	21
May	0	64	25
June	112	154	99
July	209	256	
August	209	256	
September	366	325	
October	411	415	
November	551	497	
December	1,130	557	
January	1,258	854	
February	1,300	1,009	
March	1,300	1,243	
April	1,322	1,286	
May	1,323	1,286	
June	1,323	1,286	

#### QUANTITY METRICS (rolling 12 month period)

	Contract Quantity	Contract Base Number	Contract *	Area Team	Region	England
% of all assessments that were assess and fit appliances (case starts)	55	167	32.9%	58.3%	60.3%	60.4%
% of all assessments that were assess and refuse	39	167	23.4%	16.5%	14.0%	11.4%
% of all assessments that were assess and review	73	167	43.7%	25.2%	25.7%	28.3%
% of case starts with a reported IOTN of 3 and Aesthetic Component of 5 or below	0	55	<i>N/A</i>	0.1%	0.1%	0.1%
% of case starts with a reported IOTN of 3 and Aesthetic Component of 6 or above	14	55	25.5%	5.2%	5.6%	4.0%
% of case starts with a reported IOTN of 4	34	55	61.8%	80.6%	79.3%	77.8%
% of case starts with a reported IOTN of 5	7	55	12.7%	13.7%	14.0%	16.7 %
% of concluded courses in receipt of dual-arch fixed appliances	1	2	50.0%	83.6%	78.9%	74.3%
% of concluded courses where treatment was abandoned or discontinued	1	2	50.0%	5.6%	5.6%	6.9%
% of patients satisfied with the treatment they have received	2	2	100.0%	94.8%	93.6%	95.7%

\* Figures in italics indicate that the base number is less than 100.

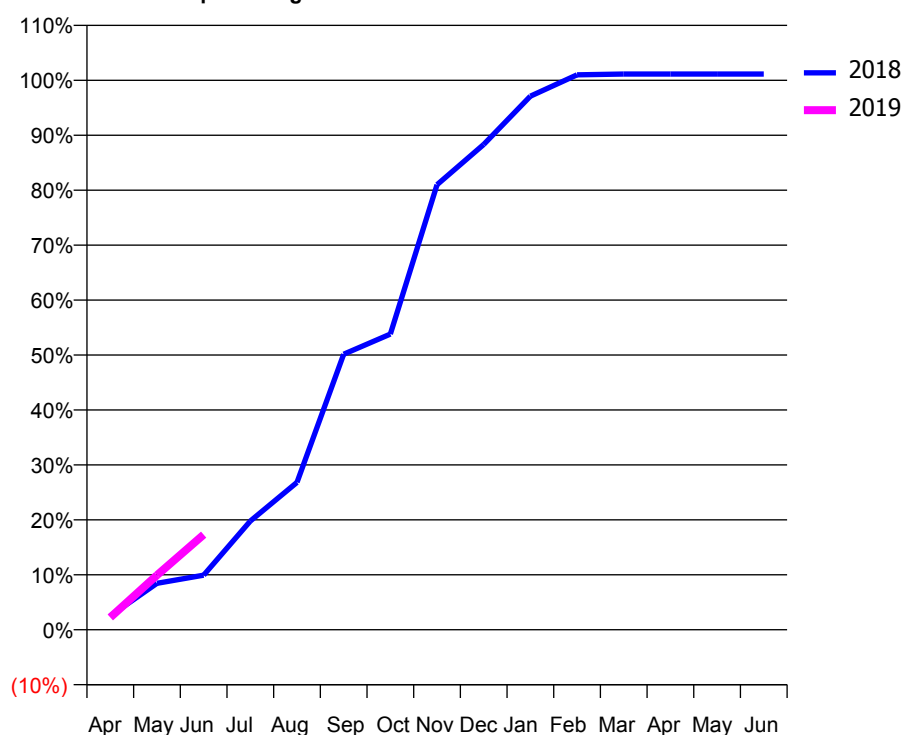
### Q61 - Vital Signs Orthodontic At a Glance Contract Report for 109061/0001 - June 2018

Name or company name	Davidoff Dental Practice	18/19 Contracted general activity (UDA)	14,478
Contract type name	GDS Contract	Carry forward general activity (UDA)	0
Purpose of contract	Orthodontic	18/19 Contracted orthodontic activity (UOA)	1,420
Contract start date	23/11/2012	Carry forward orthodontic activity (UOA)	0
Contract end date		Baseline contract value	£519,903.03

ACCESS	Contract	England and Wales
24 month ratio of assessments to patient IDs	1.17	1.09

ACTIVITY	Contract
Contract assess and fit appliances (case starts) as a percentage of Area Team case starts	0.5 %

Cumulative percentage of contracted UOA delivered 2018 & 2019



Month	Adjusted Scheduled Activity (UOA)		
	2017	2018	2019
April	62	36	32
May	239	120	141
June	252	141	246
July	561	281	
August	675	381	
September	884	712	
October	1,038	764	
November	1,183	1,150	
December	1,248	1,254	
January	1,255	1,379	
February	1,315	1,434	
March	1,400	1,436	
April	1,466	1,436	
May	1,466	1,436	
June	1,466	1,436	

#### QUANTITY METRICS (rolling 12 month period)

	Contract Quantity	Contract Base Number	Contract *	Area Team	Region	England
% of all assessments that were assess and fit appliances (case starts)	63	298	21.1%	58.3%	60.3%	60.4%
% of all assessments that were assess and refuse	71	298	23.8%	16.5%	14.0%	11.4%
% of all assessments that were assess and review	164	298	55.0%	25.2%	25.7%	28.3%
% of case starts with a reported IOTN of 3 and Aesthetic Component of 5 or below	0	63	<i>N/A</i>	0.1%	0.1%	0.1%
% of case starts with a reported IOTN of 3 and Aesthetic Component of 6 or above	0	63	<i>N/A</i>	5.2%	5.6%	4.0%
% of case starts with a reported IOTN of 4	56	63	88.9%	80.6%	79.3%	77.8%
% of case starts with a reported IOTN of 5	7	63	11.1%	13.7%	14.0%	16.7 %
% of concluded courses in receipt of dual-arch fixed appliances	54	57	94.7%	83.6%	78.9%	74.3%
% of concluded courses where treatment was abandoned or discontinued	0	57	0.0%	5.6%	5.6%	6.9%
% of patients satisfied with the treatment they have received	0	0	<i>N/A</i>	94.8%	93.6%	95.7%

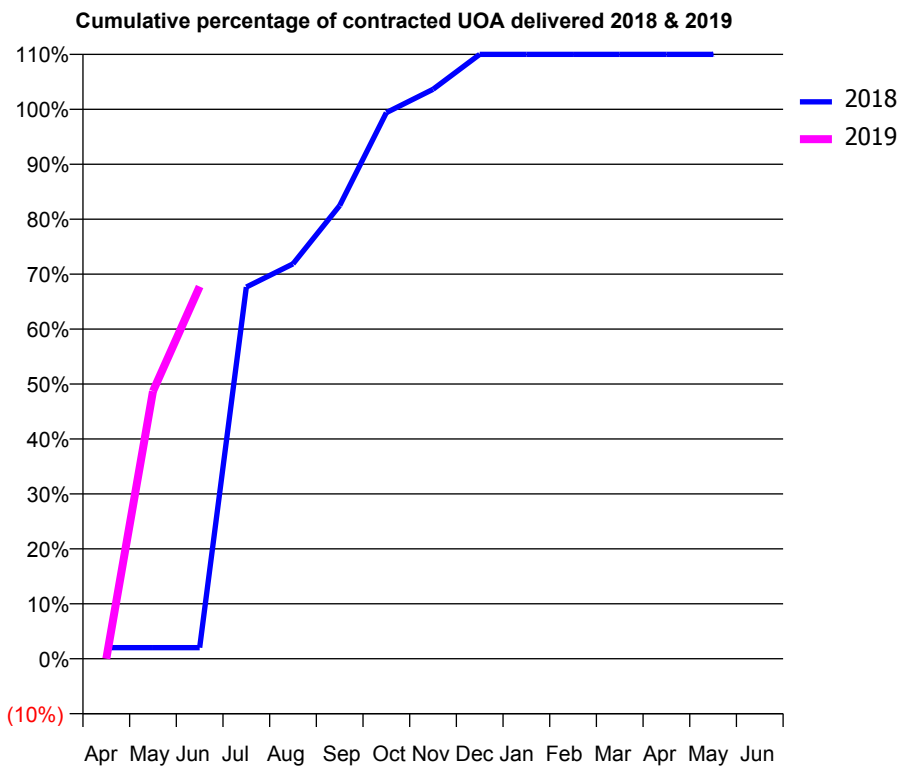
\* Figures in italics indicate that the base number is less than 100.

### Q61 - Vital Signs Orthodontic At a Glance Contract Report for 109177/0001 - June 2018

Name or company name	The Orthodontic Gallery	18/19 Contracted general activity (UDA)	0
Contract type name	PDS Contract	Carry forward general activity (UDA)	0
Purpose of contract	Orthodontic	18/19 Contracted orthodontic activity (UOA)	992
Contract start date	01/09/2007	Carry forward orthodontic activity (UOA)	0
Contract end date	31/03/2019	Baseline contract value	£67,388.80

ACCESS	Contract	England and Wales
24 month ratio of assessments to patient IDs	1.02	1.09

ACTIVITY	Contract
Contract assess and fit appliances (case starts) as a percentage of Area Team case starts	0.7 %



Month	Adjusted Scheduled Activity (UOA)		
	2017	2018	2019
April	20	20	0
May	104	20	483
June	356	20	672
July	356	671	
August	356	713	
September	356	818	
October	356	986	
November	356	1,028	
December	864	1,091	
January	906	1,091	
February	906	1,091	
March	969	1,091	
April	1,016	1,091	
May	1,016	1,091	
June	1,016	1,112	

#### QUANTITY METRICS (rolling 12 month period)

	Contract Quantity	Contract Base Number	Contract *	Area Team	Region	England
% of all assessments that were assess and fit appliances (case starts)	84	84	100.0%	58.3%	60.3%	60.4%
% of all assessments that were assess and refuse	0	84	0.0%	16.5%	14.0%	11.4%
% of all assessments that were assess and review	0	84	0.0%	25.2%	25.7%	28.3%
% of case starts with a reported IOTN of 3 and Aesthetic Component of 5 or below	0	84	N/A	0.1%	0.1%	0.1%
% of case starts with a reported IOTN of 3 and Aesthetic Component of 6 or above	8	84	9.5%	5.2%	5.6%	4.0%
% of case starts with a reported IOTN of 4	63	84	75.0%	80.6%	79.3%	77.8%
% of case starts with a reported IOTN of 5	11	84	13.1%	13.7%	14.0%	16.7 %
% of concluded courses in receipt of dual-arch fixed appliances	0	65	N/A	83.6%	78.9%	74.3%
% of concluded courses where treatment was abandoned or discontinued	0	65	0.0%	5.6%	5.6%	6.9%
% of patients satisfied with the treatment they have received	2	2	100.0%	94.8%	93.6%	95.7%

\* Figures in italics indicate that the base number is less than 100.

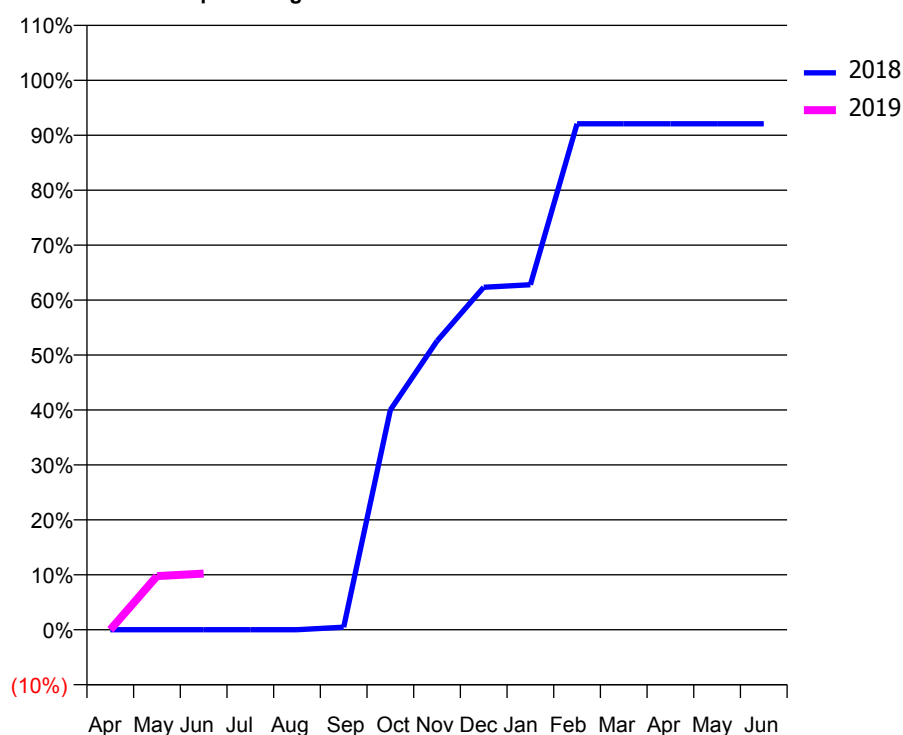
### Q61 - Vital Signs Orthodontic At a Glance Contract Report for 109665/0001 - June 2018

Name or company name	Woodford Dental Care	18/19 Contracted general activity (UDA)	15,510
Contract type name	Pilot Contract	Carry forward general activity (UDA)	0
Purpose of contract	General and Orthodontic	18/19 Contracted orthodontic activity (UOA)	215
Contract start date	01/11/2006	Carry forward orthodontic activity (UOA)	0
Contract end date		Baseline contract value	£536,795.70

ACCESS	Contract	England and Wales
24 month ratio of assessments to patient IDs	1.18	1.09

ACTIVITY	Contract
Contract assess and fit appliances (case starts) as a percentage of Area Team case starts	0.1 %

Cumulative percentage of contracted UOA delivered 2018 & 2019



Month	Adjusted Scheduled Activity (UOA)		
	2017	2018	2019
April	0	0	0
May	0	0	21
June	0	0	22
July	63	0	
August	63	0	
September	106	1	
October	106	86	
November	130	113	
December	131	134	
January	153	135	
February	153	198	
March	196	198	
April	217	198	
May	217	198	
June	217	198	

#### QUANTITY METRICS (rolling 12 month period)

	Contract Quantity	Contract Base Number	Contract *	Area Team	Region	England
% of all assessments that were assess and fit appliances (case starts)	10	21	47.6%	58.3%	60.3%	60.4%
% of all assessments that were assess and refuse	4	21	19.0%	16.5%	14.0%	11.4%
% of all assessments that were assess and review	7	21	33.3%	25.2%	25.7%	28.3%
% of case starts with a reported IOTN of 3 and Aesthetic Component of 5 or below	0	10	N/A	0.1%	0.1%	0.1%
% of case starts with a reported IOTN of 3 and Aesthetic Component of 6 or above	0	10	N/A	5.2%	5.6%	4.0%
% of case starts with a reported IOTN of 4	10	10	100.0%	80.6%	79.3%	77.8%
% of case starts with a reported IOTN of 5	0	10	N/A	13.7%	14.0%	16.7 %
% of concluded courses in receipt of dual-arch fixed appliances	0	3	N/A	83.6%	78.9%	74.3%
% of concluded courses where treatment was abandoned or discontinued	0	3	0.0%	5.6%	5.6%	6.9%
% of patients satisfied with the treatment they have received	0	0	N/A	94.8%	93.6%	95.7%

\* Figures in italics indicate that the base number is less than 100.



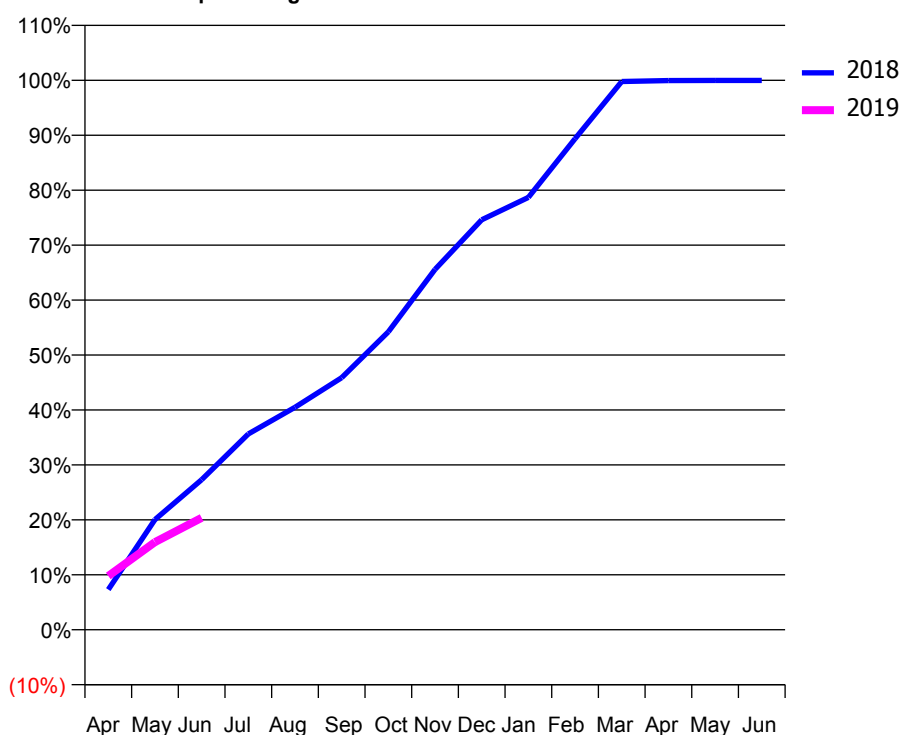
### Q61 - Vital Signs Orthodontic At a Glance Contract Report for 114200/0001 - June 2018

Name or company name	Share a Smile Limited	18/19 Contracted general activity (UDA)	0
Contract type name	PDS Contract	Carry forward general activity (UDA)	0
Purpose of contract	Orthodontic	18/19 Contracted orthodontic activity (UOA)	11,779
Contract start date	01/04/2008	Carry forward orthodontic activity (UOA)	0
Contract end date	31/03/2019	Baseline contract value	£772,524.65

ACCESS	Contract	England and Wales
24 month ratio of assessments to patient IDs	1.04	1.09

ACTIVITY	Contract
Contract assess and fit appliances (case starts) as a percentage of Area Team case starts	4.1 %

Cumulative percentage of contracted UOA delivered 2018 & 2019



Month	Adjusted Scheduled Activity (UOA)		
	2017	2018	2019
April	4	862	1,152
May	1,144	2,362	1,879
June	2,160	3,216	2,399
July	3,214	4,197	
August	4,429	4,769	
September	5,282	5,404	
October	6,509	6,386	
November	7,511	7,724	
December	8,807	8,788	
January	9,305	9,268	
February	10,193	10,525	
March	11,772	11,752	
April	11,772	11,773	
May	11,774	11,775	
June	11,774	11,775	

#### QUANTITY METRICS (rolling 12 month period)

	Contract Quantity	Contract Base Number	Contract *	Area Team	Region	England
% of all assessments that were assess and fit appliances (case starts)	513	885	58.0%	58.3%	60.3%	60.4%
% of all assessments that were assess and refuse	172	885	19.4%	16.5%	14.0%	11.4%
% of all assessments that were assess and review	200	885	22.6%	25.2%	25.7%	28.3%
% of case starts with a reported IOTN of 3 and Aesthetic Component of 5 or below	2	513	0.4%	0.1%	0.1%	0.1%
% of case starts with a reported IOTN of 3 and Aesthetic Component of 6 or above	10	513	1.9%	5.2%	5.6%	4.0%
% of case starts with a reported IOTN of 4	450	513	87.7%	80.6%	79.3%	77.8%
% of case starts with a reported IOTN of 5	49	513	9.6%	13.7%	14.0%	16.7 %
% of concluded courses in receipt of dual-arch fixed appliances	515	570	90.4%	83.6%	78.9%	74.3%
% of concluded courses where treatment was abandoned or discontinued	41	570	7.2%	5.6%	5.6%	6.9%
% of patients satisfied with the treatment they have received	13	14	92.9%	94.8%	93.6%	95.7%

\* Figures in italics indicate that the base number is less than 100.

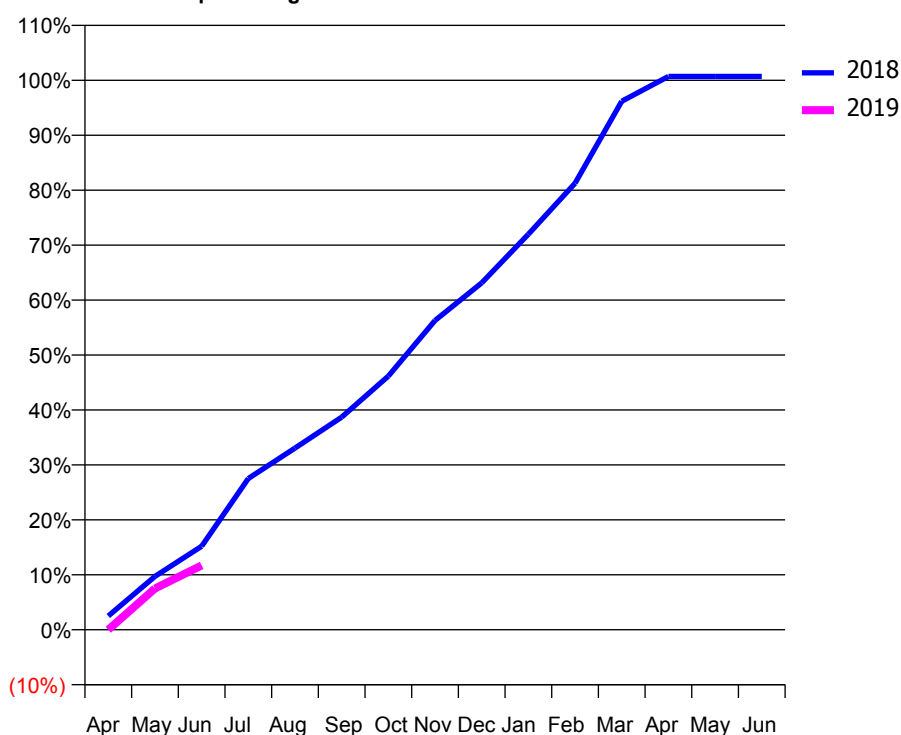
### Q61 - Vital Signs Orthodontic At a Glance Contract Report for 136263/0001 - June 2018

Name or company name	Barnet Orthodontic Practice Ltd	18/19 Contracted general activity (UDA)	0
Contract type name	PDS Contract	Carry forward general activity (UDA)	0
Purpose of contract	Orthodontic	18/19 Contracted orthodontic activity (UOA)	5,222
Contract start date	01/06/2012	Carry forward orthodontic activity (UOA)	0
Contract end date	31/03/2019	Baseline contract value	£351,917.50

ACCESS	Contract	England and Wales
24 month ratio of assessments to patient IDs	1.04	1.09

ACTIVITY	Contract
Contract assess and fit appliances (case starts) as a percentage of Area Team case starts	1.9 %

Cumulative percentage of contracted UOA delivered 2018 & 2019



Month	Adjusted Scheduled Activity (UOA)		
	2017	2018	2019
April	187	131	0
May	445	508	392
June	636	794	612
July	1,093	1,438	
August	1,433	1,727	
September	1,978	2,021	
October	2,683	2,411	
November	3,003	2,940	
December	3,448	3,297	
January	3,837	3,759	
February	4,408	4,243	
March	5,164	5,023	
April	5,248	5,258	
May	5,248	5,258	
June	5,248	5,258	

#### QUANTITY METRICS (rolling 12 month period)

	Contract Quantity	Contract Base Number	Contract *	Area Team	Region	England
% of all assessments that were assess and fit appliances (case starts)	236	525	45.0%	58.3%	60.3%	60.4%
% of all assessments that were assess and refuse	117	525	22.3%	16.5%	14.0%	11.4%
% of all assessments that were assess and review	172	525	32.8%	25.2%	25.7%	28.3%
% of case starts with a reported IOTN of 3 and Aesthetic Component of 5 or below	1	236	0.4%	0.1%	0.1%	0.1%
% of case starts with a reported IOTN of 3 and Aesthetic Component of 6 or above	2	236	0.8%	5.2%	5.6%	4.0%
% of case starts with a reported IOTN of 4	212	236	89.8%	80.6%	79.3%	77.8%
% of case starts with a reported IOTN of 5	20	236	8.5%	13.7%	14.0%	16.7 %
% of concluded courses in receipt of dual-arch fixed appliances	153	199	76.9%	83.6%	78.9%	74.3%
% of concluded courses where treatment was abandoned or discontinued	16	199	8.0%	5.6%	5.6%	6.9%
% of patients satisfied with the treatment they have received	4	5	80.0%	94.8%	93.6%	95.7%

\* Figures in italics indicate that the base number is less than 100.

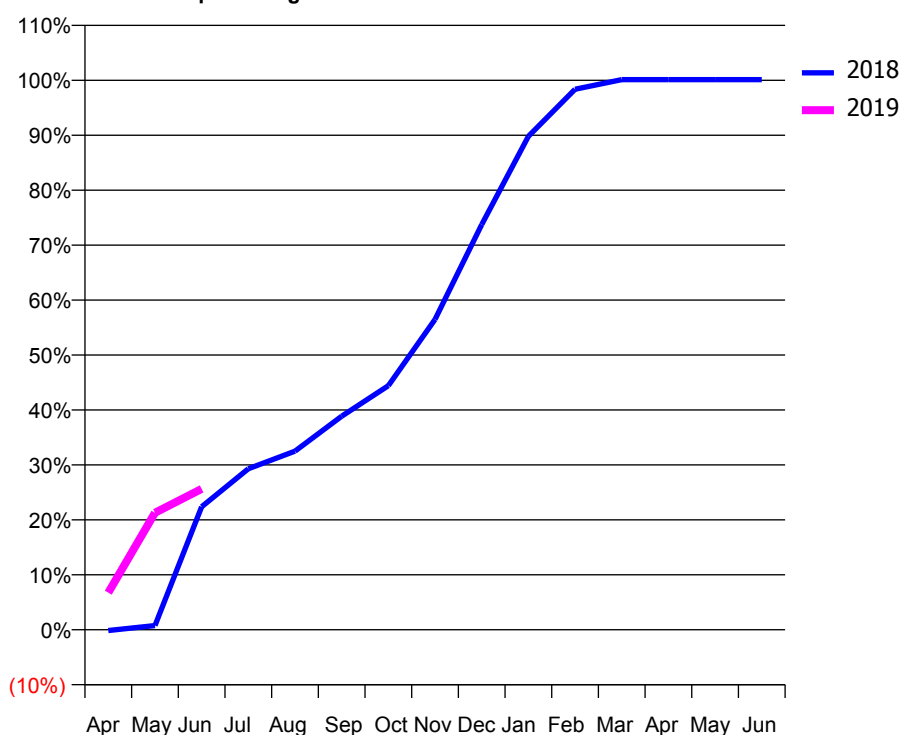
### Q61 - Vital Signs Orthodontic At a Glance Contract Report for 140252/0001 - June 2018

Name or company name	Mrs S Talwar & Dr R Khera	18/19 Contracted general activity (UDA)	3,745
Contract type name	GDS Contract	Carry forward general activity (UDA)	0
Purpose of contract	General and Orthodontic	18/19 Contracted orthodontic activity (UOA)	2,645
Contract start date	10/01/2009	Carry forward orthodontic activity (UOA)	0
Contract end date		Baseline contract value	£272,916.70

ACCESS	Contract	England and Wales
24 month ratio of assessments to patient IDs	1.19	1.09

ACTIVITY	Contract
Contract assess and fit appliances (case starts) as a percentage of Area Team case starts	1.0 %

Cumulative percentage of contracted UOA delivered 2018 & 2019



Month	Adjusted Scheduled Activity (UOA)		
	2017	2018	2019
April	-4	-4	179
May	461	20	563
June	668	592	678
July	949	775	
August	1,124	860	
September	1,373	1,028	
October	1,644	1,175	
November	2,047	1,494	
December	2,530	1,950	
January	2,604	2,375	
February	2,636	2,602	
March	2,641	2,648	
April	2,641	2,648	
May	2,641	2,648	
June	2,641	2,648	

#### QUANTITY METRICS (rolling 12 month period)

	Contract Quantity	Contract Base Number	Contract *	Area Team	Region	England
% of all assessments that were assess and fit appliances (case starts)	127	290	43.8%	58.3%	60.3%	60.4%
% of all assessments that were assess and refuse	79	290	27.2%	16.5%	14.0%	11.4%
% of all assessments that were assess and review	84	290	29.0%	25.2%	25.7%	28.3%
% of case starts with a reported IOTN of 3 and Aesthetic Component of 5 or below	0	127	N/A	0.1%	0.1%	0.1%
% of case starts with a reported IOTN of 3 and Aesthetic Component of 6 or above	0	127	N/A	5.2%	5.6%	4.0%
% of case starts with a reported IOTN of 4	124	127	97.6%	80.6%	79.3%	77.8%
% of case starts with a reported IOTN of 5	2	127	1.6%	13.7%	14.0%	16.7 %
% of concluded courses in receipt of dual-arch fixed appliances	91	100	91.0%	83.6%	78.9%	74.3%
% of concluded courses where treatment was abandoned or discontinued	4	100	4.0%	5.6%	5.6%	6.9%
% of patients satisfied with the treatment they have received	4	5	80.0%	94.8%	93.6%	95.7%

\* Figures in italics indicate that the base number is less than 100.

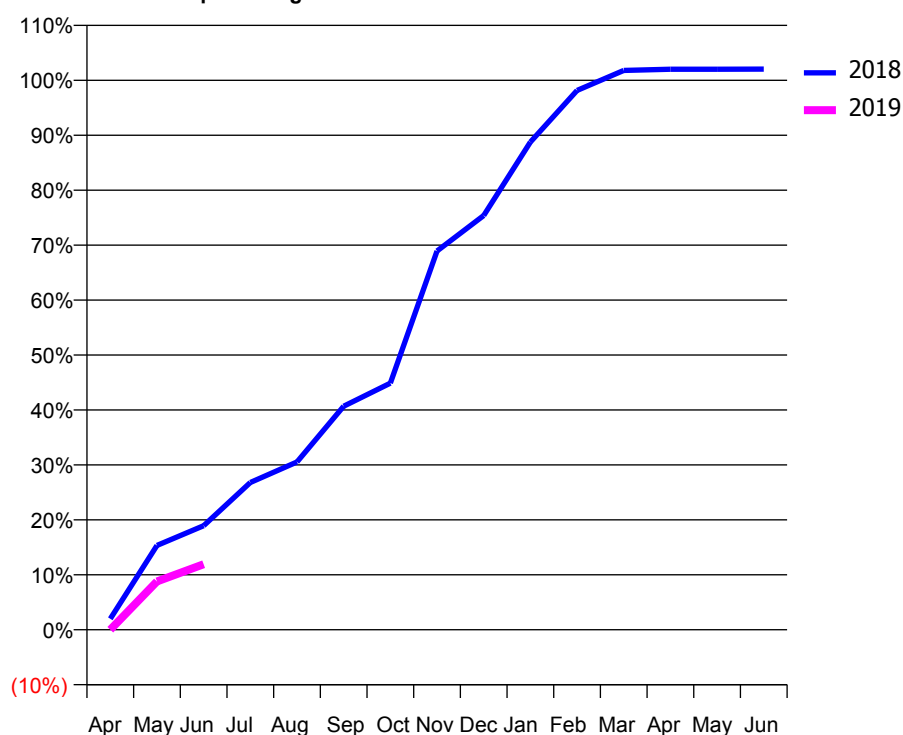
### Q61 - Vital Signs Orthodontic At a Glance Contract Report for 143693/0002 - June 2018

Name or company name	Newham Family Dental Care Ltd	18/19 Contracted general activity (UDA)	30,063
Contract type name	GDS Contract	Carry forward general activity (UDA)	0
Purpose of contract	Orthodontic	18/19 Contracted orthodontic activity (UOA)	4,781
Contract start date	12/03/2008	Carry forward orthodontic activity (UOA)	0
Contract end date		Baseline contract value	£1,713,668.03

ACCESS	Contract	England and Wales
24 month ratio of assessments to patient IDs	1.12	1.09

ACTIVITY	Contract
Contract assess and fit appliances (case starts) as a percentage of Area Team case starts	1.7 %

Cumulative percentage of contracted UOA delivered 2018 & 2019



Month	Adjusted Scheduled Activity (UOA)		
	2017	2018	2019
April	96	96	0
May	96	734	420
June	866	906	570
July	1,677	1,282	
August	1,876	1,460	
September	2,383	1,945	
October	3,130	2,146	
November	3,527	3,295	
December	3,725	3,604	
January	4,170	4,243	
February	4,526	4,693	
March	4,949	4,867	
April	4,949	4,877	
May	4,949	4,877	
June	4,949	4,878	

#### QUANTITY METRICS (rolling 12 month period)

	Contract Quantity	Contract Base Number	Contract *	Area Team	Region	England
% of all assessments that were assess and fit appliances (case starts)	207	385	53.8%	58.3%	60.3%	60.4%
% of all assessments that were assess and refuse	46	385	11.9%	16.5%	14.0%	11.4%
% of all assessments that were assess and review	132	385	34.3%	25.2%	25.7%	28.3%
% of case starts with a reported IOTN of 3 and Aesthetic Component of 5 or below	0	207	N/A	0.1%	0.1%	0.1%
% of case starts with a reported IOTN of 3 and Aesthetic Component of 6 or above	40	207	19.3%	5.2%	5.6%	4.0%
% of case starts with a reported IOTN of 4	129	207	62.3%	80.6%	79.3%	77.8%
% of case starts with a reported IOTN of 5	38	207	18.4%	13.7%	14.0%	16.7 %
% of concluded courses in receipt of dual-arch fixed appliances	0	125	N/A	83.6%	78.9%	74.3%
% of concluded courses where treatment was abandoned or discontinued	1	125	0.8%	5.6%	5.6%	6.9%
% of patients satisfied with the treatment they have received	7	7	100.0%	94.8%	93.6%	95.7%

\* Figures in italics indicate that the base number is less than 100.

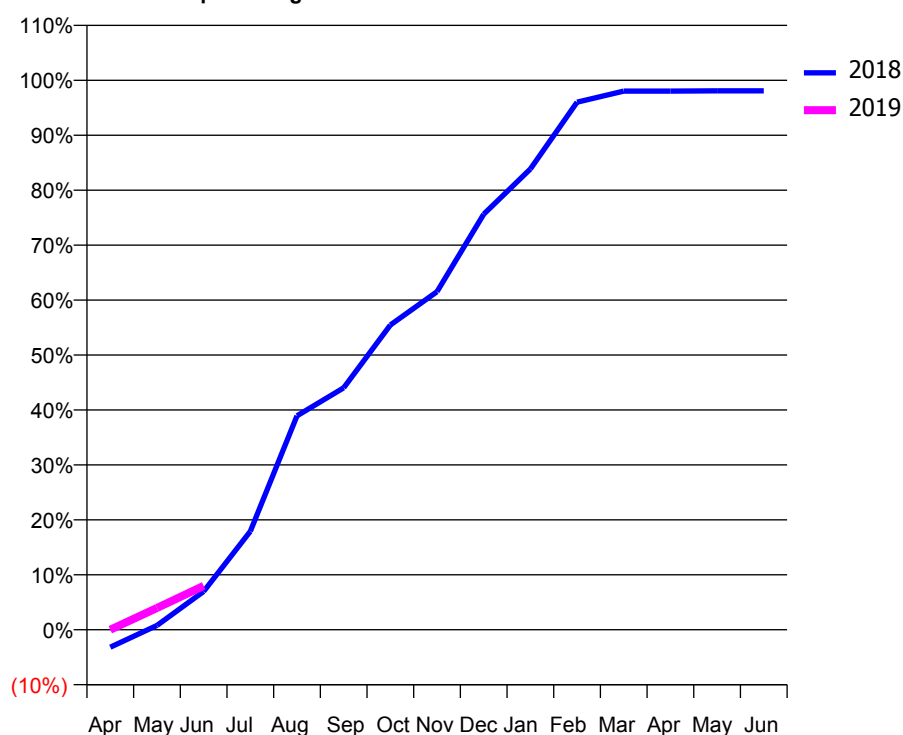
### Q61 - Vital Signs Orthodontic At a Glance Contract Report for 149578/0002 - June 2018

Name or company name	Dentasmile Ltd	18/19 Contracted general activity (UDA)	0
Contract type name	GDS Contract	Carry forward general activity (UDA)	0
Purpose of contract	Orthodontic	18/19 Contracted orthodontic activity (UOA)	2,137
Contract start date	11/11/2012	Carry forward orthodontic activity (UOA)	0
Contract end date		Baseline contract value	£140,181.19

ACCESS	Contract	England and Wales
24 month ratio of assessments to patient IDs	1.06	1.09

ACTIVITY	Contract
Contract assess and fit appliances (case starts) as a percentage of Area Team case starts	0.8 %

Cumulative percentage of contracted UOA delivered 2018 & 2019



Month	Adjusted Scheduled Activity (UOA)		
	2017	2018	2019
April	45	-68	0
May	194	17	85
June	262	149	171
July	544	383	
August	610	832	
September	830	941	
October	940	1,185	
November	1,347	1,315	
December	1,674	1,616	
January	1,763	1,792	
February	1,872	2,052	
March	2,069	2,095	
April	2,069	2,095	
May	2,069	2,096	
June	2,069	2,096	

#### QUANTITY METRICS (rolling 12 month period)

	Contract Quantity	Contract Base Number	Contract *	Area Team	Region	England
% of all assessments that were assess and fit appliances (case starts)	100	154	64.9%	58.3%	60.3%	60.4%
% of all assessments that were assess and refuse	31	154	20.1%	16.5%	14.0%	11.4%
% of all assessments that were assess and review	23	154	14.9%	25.2%	25.7%	28.3%
% of case starts with a reported IOTN of 3 and Aesthetic Component of 5 or below	0	100	N/A	0.1%	0.1%	0.1%
% of case starts with a reported IOTN of 3 and Aesthetic Component of 6 or above	7	100	7.0%	5.2%	5.6%	4.0%
% of case starts with a reported IOTN of 4	57	100	57.0%	80.6%	79.3%	77.8%
% of case starts with a reported IOTN of 5	36	100	36.0%	13.7%	14.0%	16.7 %
% of concluded courses in receipt of dual-arch fixed appliances	48	91	52.7%	83.6%	78.9%	74.3%
% of concluded courses where treatment was abandoned or discontinued	27	91	29.7%	5.6%	5.6%	6.9%
% of patients satisfied with the treatment they have received	2	2	100.0%	94.8%	93.6%	95.7%

\* Figures in italics indicate that the base number is less than 100.

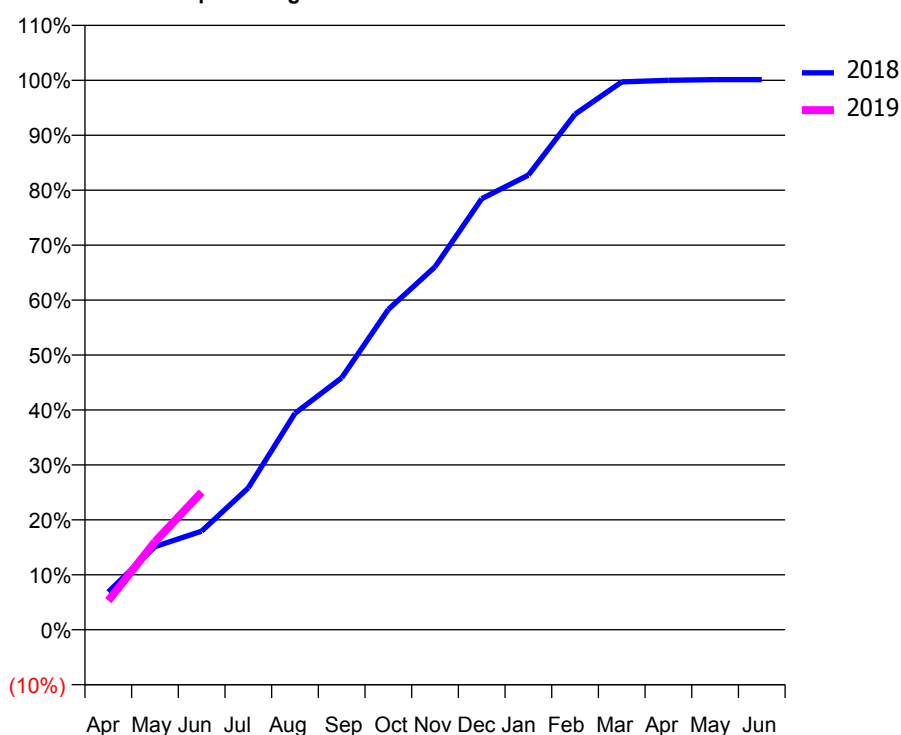
### Q61 - Vital Signs Orthodontic At a Glance Contract Report for 150525/0002 - June 2018

Name or company name	The Nightingale Clinic	18/19 Contracted general activity (UDA)	0
Contract type name	GDS Contract	Carry forward general activity (UDA)	0
Purpose of contract	Orthodontic	18/19 Contracted orthodontic activity (UOA)	20,714
Contract start date	05/09/2014	Carry forward orthodontic activity (UOA)	0
Contract end date		Baseline contract value	£1,390,248.24

ACCESS	Contract	England and Wales
24 month ratio of assessments to patient IDs	1.03	1.09

ACTIVITY	Contract
Contract assess and fit appliances (case starts) as a percentage of Area Team case starts	8.3 %

Cumulative percentage of contracted UOA delivered 2018 & 2019



Month	Adjusted Scheduled Activity (UOA)		
	2017	2018	2019
April	1,601	1,425	1,097
May	3,640	3,136	3,322
June	4,534	3,718	5,186
July	6,600	5,351	
August	8,212	8,160	
September	9,559	9,498	
October	11,462	12,075	
November	14,307	13,678	
December	16,861	16,251	
January	18,111	17,140	
February	19,133	19,435	
March	20,288	20,654	
April	20,967	20,710	
May	20,967	20,735	
June	20,967	20,737	

#### QUANTITY METRICS (rolling 12 month period)

	Contract Quantity	Contract Base Number	Contract *	Area Team	Region	England
% of all assessments that were assess and fit appliances (case starts)	1,038	1,487	69.8%	58.3%	60.3%	60.4%
% of all assessments that were assess and refuse	237	1,487	15.9%	16.5%	14.0%	11.4%
% of all assessments that were assess and review	212	1,487	14.3%	25.2%	25.7%	28.3%
% of case starts with a reported IOTN of 3 and Aesthetic Component of 5 or below	0	1,038	N/A	0.1%	0.1%	0.1%
% of case starts with a reported IOTN of 3 and Aesthetic Component of 6 or above	1	1,038	0.1%	5.2%	5.6%	4.0%
% of case starts with a reported IOTN of 4	904	1,038	87.1%	80.6%	79.3%	77.8%
% of case starts with a reported IOTN of 5	133	1,038	12.8%	13.7%	14.0%	16.7%
% of concluded courses in receipt of dual-arch fixed appliances	698	821	85.0%	83.6%	78.9%	74.3%
% of concluded courses where treatment was abandoned or discontinued	82	821	10.0%	5.6%	5.6%	6.9%
% of patients satisfied with the treatment they have received	17	17	100.0%	94.8%	93.6%	95.7%

\* Figures in italics indicate that the base number is less than 100.

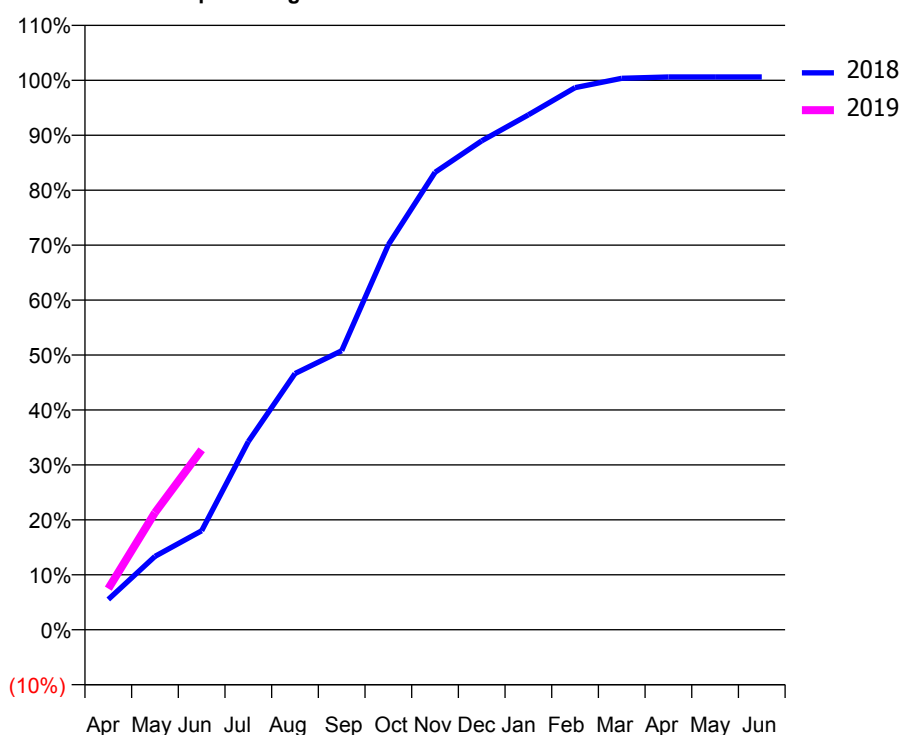
### Q61 - Vital Signs Orthodontic At a Glance Contract Report for 153710/0001 - June 2018

Name or company name	Inspire Dental Dagenham Ltd	18/19 Contracted general activity (UDA)	28,268
Contract type name	GDS Contract	Carry forward general activity (UDA)	0
Purpose of contract	General and Orthodontic	18/19 Contracted orthodontic activity (UOA)	2,513
Contract start date	01/12/2007	Carry forward orthodontic activity (UOA)	0
Contract end date		Baseline contract value	£930,957.98

ACCESS	Contract	England and Wales
24 month ratio of assessments to patient IDs	1.12	1.09

ACTIVITY	Contract
Contract assess and fit appliances (case starts) as a percentage of Area Team case starts	1.1 %

Cumulative percentage of contracted UOA delivered 2018 & 2019



Month	Adjusted Scheduled Activity (UOA)		
	2017	2018	2019
April	50	139	188
May	187	336	536
June	235	453	823
July	246	861	
August	294	1,172	
September	692	1,276	
October	1,038	1,761	
November	1,346	2,092	
December	1,659	2,236	
January	1,822	2,355	
February	2,080	2,479	
March	2,565	2,522	
April	2,582	2,528	
May	2,582	2,528	
June	2,582	2,528	

#### QUANTITY METRICS (rolling 12 month period)

	Contract Quantity	Contract Base Number	Contract *	Area Team	Region	England
% of all assessments that were assess and fit appliances (case starts)	132	360	36.7%	58.3%	60.3%	60.4%
% of all assessments that were assess and refuse	140	360	38.9%	16.5%	14.0%	11.4%
% of all assessments that were assess and review	88	360	24.4%	25.2%	25.7%	28.3%
% of case starts with a reported IOTN of 3 and Aesthetic Component of 5 or below	0	132	N/A	0.1%	0.1%	0.1%
% of case starts with a reported IOTN of 3 and Aesthetic Component of 6 or above	8	132	6.1%	5.2%	5.6%	4.0%
% of case starts with a reported IOTN of 4	84	132	63.6%	80.6%	79.3%	77.8%
% of case starts with a reported IOTN of 5	39	132	29.5%	13.7%	14.0%	16.7 %
% of concluded courses in receipt of dual-arch fixed appliances	1	88	1.1%	83.6%	78.9%	74.3%
% of concluded courses where treatment was abandoned or discontinued	8	88	9.1%	5.6%	5.6%	6.9%
% of patients satisfied with the treatment they have received	3	3	100.0%	94.8%	93.6%	95.7%

\* Figures in italics indicate that the base number is less than 100.

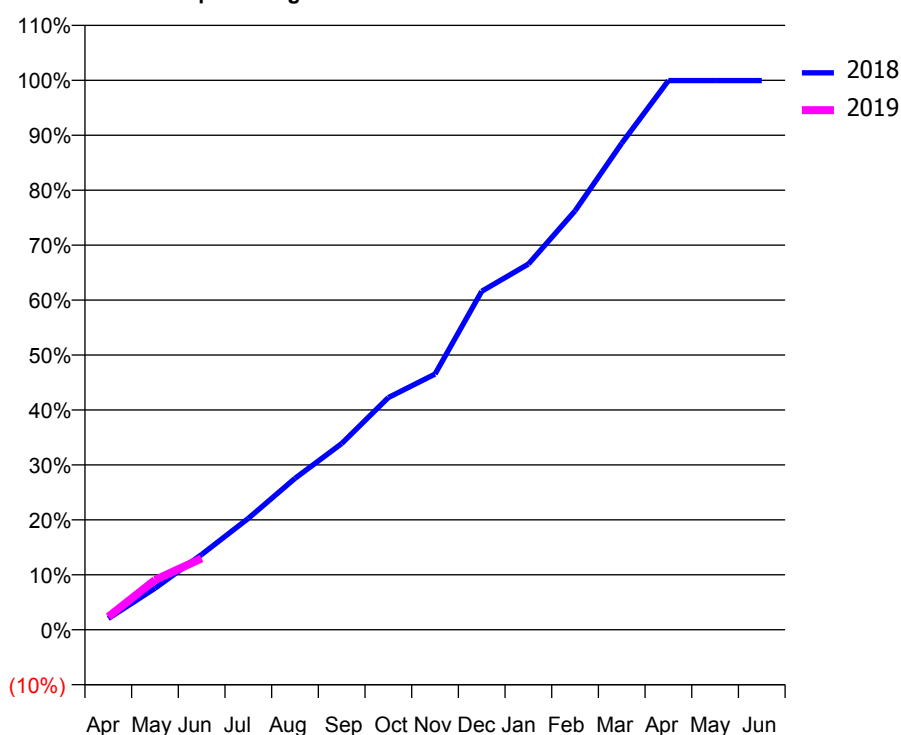
### Q61 - Vital Signs Orthodontic At a Glance Contract Report for 157597/0001 - June 2018

Name or company name	Gaurav Madhok Orthodontics	18/19 Contracted general activity (UDA)	0
Contract type name	PDS Contract	Carry forward general activity (UDA)	0
Purpose of contract	Orthodontic	18/19 Contracted orthodontic activity (UOA)	8,664
Contract start date	01/02/2007	Carry forward orthodontic activity (UOA)	0
Contract end date	31/03/2019	Baseline contract value	£575,152.69

ACCESS	Contract	England and Wales
24 month ratio of assessments to patient IDs	1.02	1.09

ACTIVITY	Contract
Contract assess and fit appliances (case starts) as a percentage of Area Team case starts	3.1 %

Cumulative percentage of contracted UOA delivered 2018 & 2019



Month	Adjusted Scheduled Activity (UOA)		
	2017	2018	2019
April	47	177	206
May	233	655	786
June	448	1,186	1,125
July	1,000	1,756	
August	1,438	2,388	
September	1,725	2,937	
October	2,710	3,661	
November	3,410	4,032	
December	4,093	5,338	
January	4,457	5,767	
February	5,458	6,605	
March	7,194	7,670	
April	8,674	8,659	
May	8,674	8,659	
June	8,673	8,659	

#### QUANTITY METRICS (rolling 12 month period)

	Contract Quantity	Contract Base Number	Contract *	Area Team	Region	England
% of all assessments that were assess and fit appliances (case starts)	388	908	42.7%	58.3%	60.3%	60.4%
% of all assessments that were assess and refuse	178	908	19.6%	16.5%	14.0%	11.4%
% of all assessments that were assess and review	342	908	37.7%	25.2%	25.7%	28.3%
% of case starts with a reported IOTN of 3 and Aesthetic Component of 5 or below	0	388	N/A	0.1%	0.1%	0.1%
% of case starts with a reported IOTN of 3 and Aesthetic Component of 6 or above	20	388	5.2%	5.2%	5.6%	4.0%
% of case starts with a reported IOTN of 4	327	388	84.3%	80.6%	79.3%	77.8%
% of case starts with a reported IOTN of 5	41	388	10.6%	13.7%	14.0%	16.7 %
% of concluded courses in receipt of dual-arch fixed appliances	372	399	93.2%	83.6%	78.9%	74.3%
% of concluded courses where treatment was abandoned or discontinued	17	399	4.3%	5.6%	5.6%	6.9%
% of patients satisfied with the treatment they have received	18	19	94.7%	94.8%	93.6%	95.7%

\* Figures in italics indicate that the base number is less than 100.



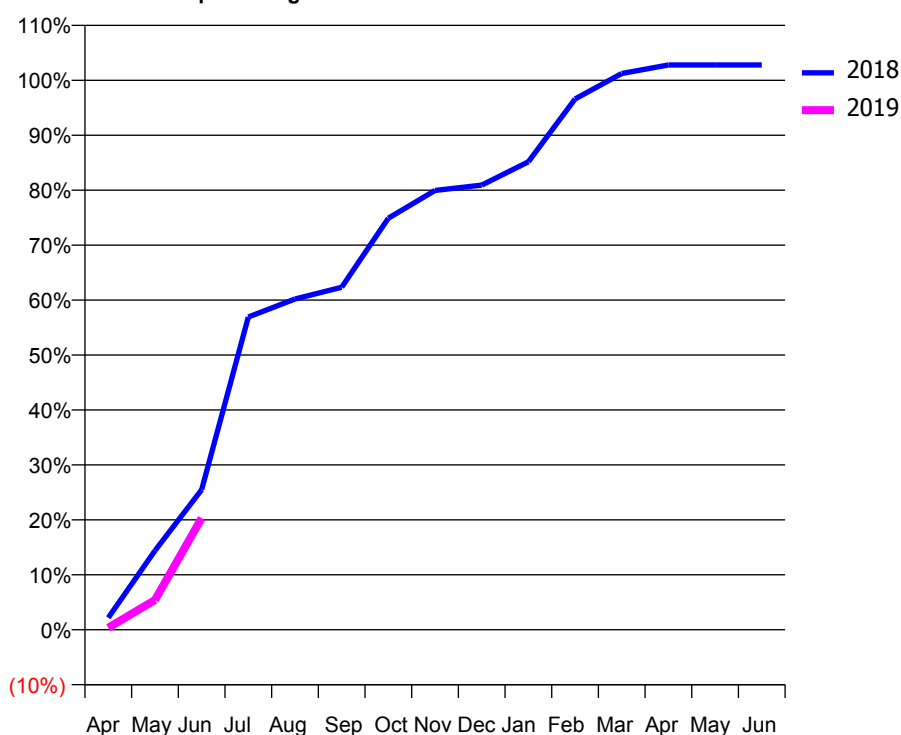
### Q61 - Vital Signs Orthodontic At a Glance Contract Report for 174122/0001 - June 2018

Name or company name	Mr Matthew Power, Mrs Nicola Power and Mr Jayesh	18/19 Contracted general activity (UDA)	529
Contract type name	GDS Contract	Carry forward general activity (UDA)	0
Purpose of contract	General and Orthodontic	18/19 Contracted orthodontic activity (UOA)	10,864
Contract start date	01/11/2010	Carry forward orthodontic activity (UOA)	0
Contract end date		Baseline contract value	£762,075.58

ACCESS	Contract	England and Wales
24 month ratio of assessments to patient IDs	1.01	1.09

ACTIVITY	Contract
Contract assess and fit appliances (case starts) as a percentage of Area Team case starts	4.1 %

Cumulative percentage of contracted UOA delivered 2018 & 2019



Month	Adjusted Scheduled Activity (UOA)		
	2017	2018	2019
April	291	238	42
May	1,244	1,564	589
June	4,480	2,770	2,208
July	5,501	6,183	
August	6,057	6,540	
September	7,404	6,771	
October	7,533	8,137	
November	8,923	8,685	
December	9,093	8,790	
January	9,430	9,252	
February	10,806	10,493	
March	11,101	10,998	
April	11,102	11,166	
May	11,104	11,166	
June	11,104	11,166	

#### QUANTITY METRICS (rolling 12 month period)

	Contract Quantity	Contract Base Number	Contract *	Area Team	Region	England
% of all assessments that were assess and fit appliances (case starts)	506	528	95.8%	58.3%	60.3%	60.4%
% of all assessments that were assess and refuse	15	528	2.8%	16.5%	14.0%	11.4%
% of all assessments that were assess and review	7	528	1.3%	25.2%	25.7%	28.3%
% of case starts with a reported IOTN of 3 and Aesthetic Component of 5 or below	0	506	N/A	0.1%	0.1%	0.1%
% of case starts with a reported IOTN of 3 and Aesthetic Component of 6 or above	10	506	2.0%	5.2%	5.6%	4.0%
% of case starts with a reported IOTN of 4	439	506	86.8%	80.6%	79.3%	77.8%
% of case starts with a reported IOTN of 5	55	506	10.9%	13.7%	14.0%	16.7 %
% of concluded courses in receipt of dual-arch fixed appliances	368	384	95.8%	83.6%	78.9%	74.3%
% of concluded courses where treatment was abandoned or discontinued	8	384	2.1%	5.6%	5.6%	6.9%
% of patients satisfied with the treatment they have received	8	8	100.0%	94.8%	93.6%	95.7%

\* Figures in italics indicate that the base number is less than 100.

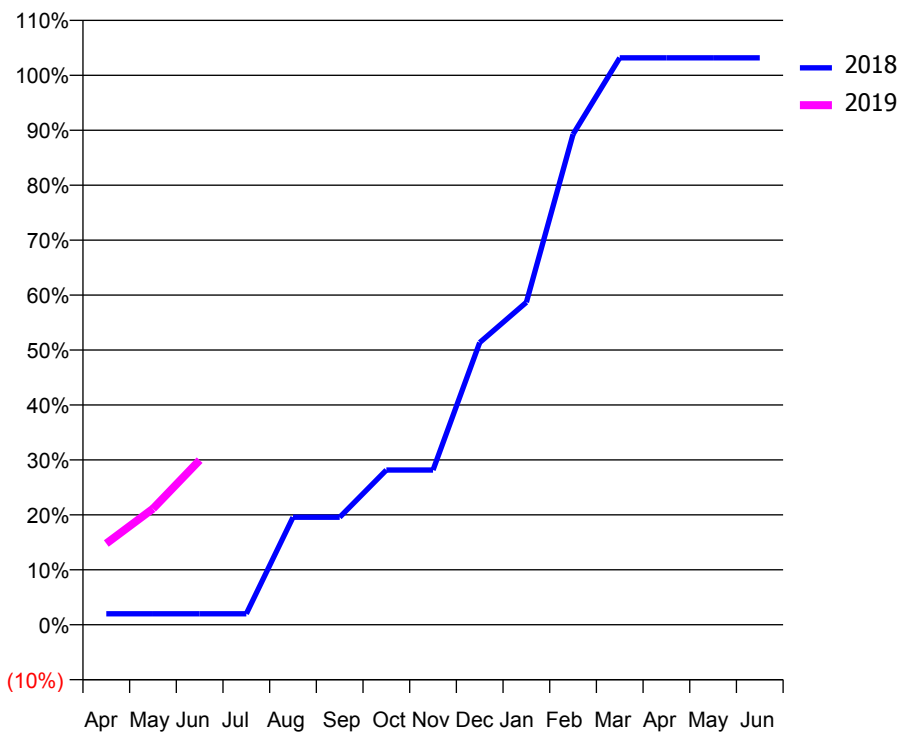
### Q61 - Vital Signs Orthodontic At a Glance Contract Report for 184837/0001 - June 2018

Name or company name	Chadwell Heath Orthodontics	18/19 Contracted general activity (UDA)	0
Contract type name	PDS Contract	Carry forward general activity (UDA)	0
Purpose of contract	Orthodontic	18/19 Contracted orthodontic activity (UOA)	6,675
Contract start date	14/09/2007	Carry forward orthodontic activity (UOA)	0
Contract end date	31/03/2019	Baseline contract value	£449,754.57

ACCESS	Contract	England and Wales
24 month ratio of assessments to patient IDs	1.07	1.09

ACTIVITY	Contract
Contract assess and fit appliances (case starts) as a percentage of Area Team case starts	3.7 %

Cumulative percentage of contracted UOA delivered 2018 & 2019



Month	Adjusted Scheduled Activity (UOA)		
	2017	2018	2019
April	123	134	987
May	1,261	134	1,410
June	1,884	134	1,999
July	1,884	134	
August	3,382	1,307	
September	3,835	1,307	
October	3,835	1,880	
November	5,109	1,880	
December	5,696	3,429	
January	6,064	3,918	
February	6,064	5,958	
March	7,098	6,887	
April	7,484	6,887	
May	7,484	6,887	
June	7,484	6,887	

#### QUANTITY METRICS (rolling 12 month period)

	Contract Quantity	Contract Base Number	Contract *	Area Team	Region	England
% of all assessments that were assess and fit appliances (case starts)	461	555	83.1%	58.3%	60.3%	60.4%
% of all assessments that were assess and refuse	40	555	7.2%	16.5%	14.0%	11.4%
% of all assessments that were assess and review	54	555	9.7%	25.2%	25.7%	28.3%
% of case starts with a reported IOTN of 3 and Aesthetic Component of 5 or below	0	461	N/A	0.1%	0.1%	0.1%
% of case starts with a reported IOTN of 3 and Aesthetic Component of 6 or above	27	461	5.9%	5.2%	5.6%	4.0%
% of case starts with a reported IOTN of 4	362	461	78.5%	80.6%	79.3%	77.8%
% of case starts with a reported IOTN of 5	72	461	15.6%	13.7%	14.0%	16.7 %
% of concluded courses in receipt of dual-arch fixed appliances	264	279	94.6%	83.6%	78.9%	74.3%
% of concluded courses where treatment was abandoned or discontinued	4	279	1.4%	5.6%	5.6%	6.9%
% of patients satisfied with the treatment they have received	9	10	90.0%	94.8%	93.6%	95.7%

\* Figures in italics indicate that the base number is less than 100.

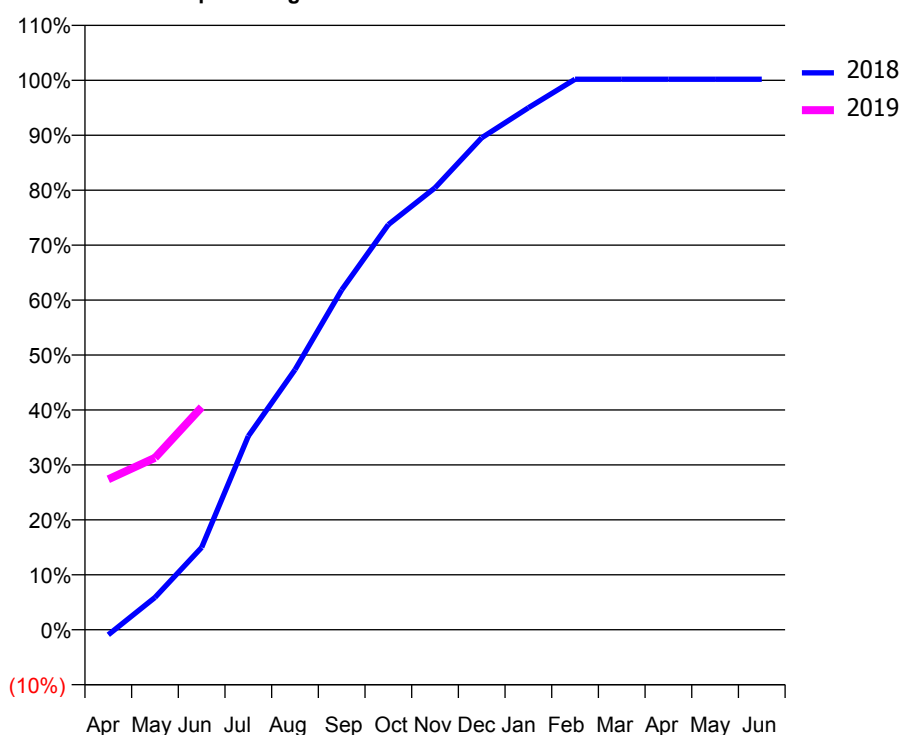
### Q61 - Vital Signs Orthodontic At a Glance Contract Report for 190799/0001 - June 2018

Name or company name	P J Dental Surgery	18/19 Contracted general activity (UDA)	29,693
Contract type name	GDS Contract	Carry forward general activity (UDA)	0
Purpose of contract	General and Orthodontic	18/19 Contracted orthodontic activity (UOA)	1,614
Contract start date	01/02/2015	Carry forward orthodontic activity (UOA)	0
Contract end date		Baseline contract value	£1,033,532.63

ACCESS	Contract	England and Wales
24 month ratio of assessments to patient IDs	1.02	1.09

ACTIVITY	Contract
Contract assess and fit appliances (case starts) as a percentage of Area Team case starts	0.8 %

Cumulative percentage of contracted UOA delivered 2018 & 2019



Month	Adjusted Scheduled Activity (UOA)		
	2017	2018	2019
April	161	-15	442
May	289	95	505
June	459	242	654
July	627	569	
August	753	764	
September	1,070	998	
October	1,261	1,190	
November	1,261	1,298	
December	1,368	1,445	
January	1,578	1,533	
February	1,599	1,617	
March	1,599	1,617	
April	1,599	1,617	
May	1,599	1,617	
June	1,599	1,617	

#### QUANTITY METRICS (rolling 12 month period)

	Contract Quantity	Contract Base Number	Contract *	Area Team	Region	England
% of all assessments that were assess and fit appliances (case starts)	95	121	78.5%	58.3%	60.3%	60.4%
% of all assessments that were assess and refuse	5	121	4.1%	16.5%	14.0%	11.4%
% of all assessments that were assess and review	21	121	17.4%	25.2%	25.7%	28.3%
% of case starts with a reported IOTN of 3 and Aesthetic Component of 5 or below	0	95	<i>N/A</i>	0.1%	0.1%	0.1%
% of case starts with a reported IOTN of 3 and Aesthetic Component of 6 or above	0	95	<i>N/A</i>	5.2%	5.6%	4.0%
% of case starts with a reported IOTN of 4	94	95	98.9%	80.6%	79.3%	77.8%
% of case starts with a reported IOTN of 5	1	95	1.1%	13.7%	14.0%	16.7 %
% of concluded courses in receipt of dual-arch fixed appliances	0	0	<i>N/A</i>	83.6%	78.9%	74.3%
% of concluded courses where treatment was abandoned or discontinued	0	0	<i>N/A</i>	5.6%	5.6%	6.9%
% of patients satisfied with the treatment they have received	1	1	100.0%	94.8%	93.6%	95.7%

\* Figures in italics indicate that the base number is less than 100.

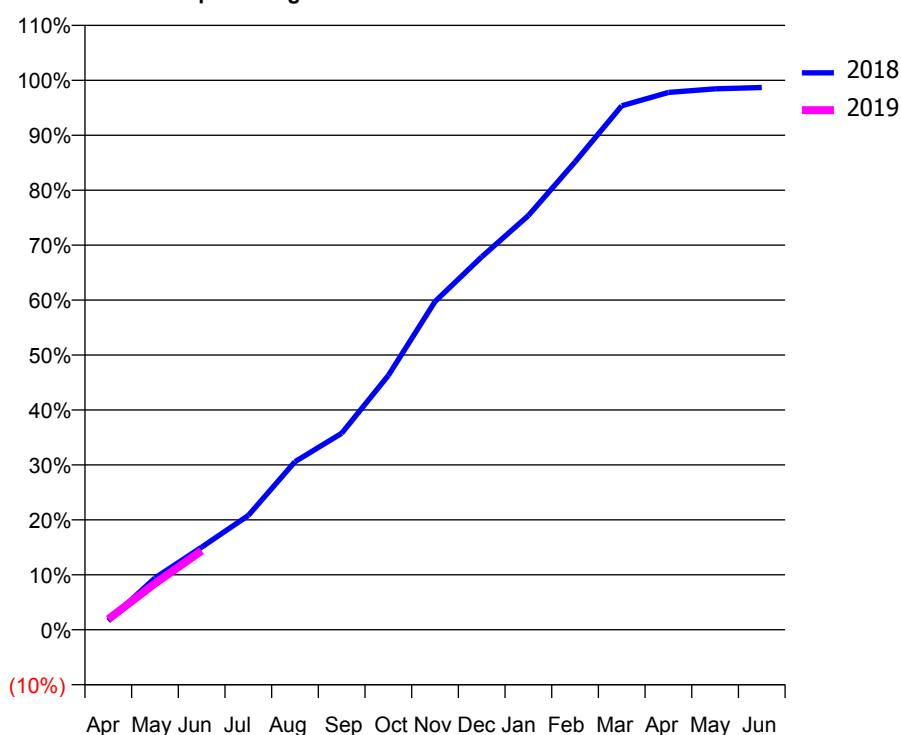
### Q61 - Vital Signs Orthodontic At a Glance Contract Report for 194042/0001 - June 2018

Name or company name	Romford Orthodontics Centre Limited	18/19 Contracted general activity (UDA)	0
Contract type name	PDS Contract	Carry forward general activity (UDA)	0
Purpose of contract	Orthodontic	18/19 Contracted orthodontic activity (UOA)	26,525
Contract start date	01/04/2010	Carry forward orthodontic activity (UOA)	0
Contract end date	31/03/2019	Baseline contract value	£1,696,495.78

ACCESS	Contract	England and Wales
24 month ratio of assessments to patient IDs	1.05	1.09

ACTIVITY	Contract
Contract assess and fit appliances (case starts) as a percentage of Area Team case starts	9.7 %

Cumulative percentage of contracted UOA delivered 2018 & 2019



Month	Adjusted Scheduled Activity (UOA)		
	2017	2018	2019
April	1,004	431	514
May	3,278	2,500	2,236
June	5,524	3,989	3,815
July	7,838	5,520	
August	10,084	8,114	
September	12,780	9,488	
October	14,857	12,276	
November	16,423	15,847	
December	19,668	18,002	
January	20,529	19,999	
February	21,877	22,584	
March	24,367	25,294	
April	26,584	25,940	
May	26,601	26,110	
June	26,623	26,174	

#### QUANTITY METRICS (rolling 12 month period)

	Contract Quantity	Contract Base Number	Contract *	Area Team	Region	England
% of all assessments that were assess and fit appliances (case starts)	1,216	2,133	57.0%	58.3%	60.3%	60.4%
% of all assessments that were assess and refuse	309	2,133	14.5%	16.5%	14.0%	11.4%
% of all assessments that were assess and review	608	2,133	28.5%	25.2%	25.7%	28.3%
% of case starts with a reported IOTN of 3 and Aesthetic Component of 5 or below	0	1,216	N/A	0.1%	0.1%	0.1%
% of case starts with a reported IOTN of 3 and Aesthetic Component of 6 or above	36	1,216	3.0%	5.2%	5.6%	4.0%
% of case starts with a reported IOTN of 4	1,015	1,216	83.5%	80.6%	79.3%	77.8%
% of case starts with a reported IOTN of 5	145	1,216	11.9%	13.7%	14.0%	16.7 %
% of concluded courses in receipt of dual-arch fixed appliances	811	940	86.3%	83.6%	78.9%	74.3%
% of concluded courses where treatment was abandoned or discontinued	73	940	7.8%	5.6%	5.6%	6.9%
% of patients satisfied with the treatment they have received	32	34	94.1%	94.8%	93.6%	95.7%

\* Figures in italics indicate that the base number is less than 100.

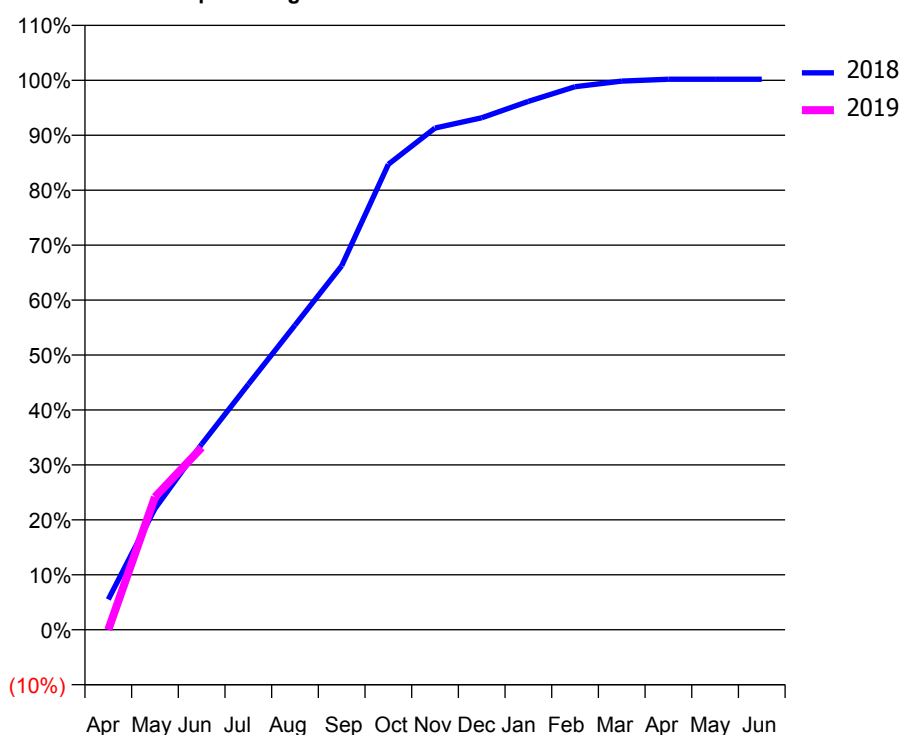
### Q61 - Vital Signs Orthodontic At a Glance Contract Report for 195960/0001 - June 2018

Name or company name	Southover Orthodontics Limited	18/19 Contracted general activity (UDA)	0
Contract type name	PDS Contract	Carry forward general activity (UDA)	0
Purpose of contract	Orthodontic	18/19 Contracted orthodontic activity (UOA)	5,809
Contract start date	01/11/2008	Carry forward orthodontic activity (UOA)	0
Contract end date	31/03/2019	Baseline contract value	£392,111.30

ACCESS	Contract	England and Wales
24 month ratio of assessments to patient IDs	1.06	1.09

ACTIVITY	Contract
Contract assess and fit appliances (case starts) as a percentage of Area Team case starts	2.1 %

Cumulative percentage of contracted UOA delivered 2018 & 2019



Month	Adjusted Scheduled Activity (UOA)		
	2017	2018	2019
April	541	321	0
May	1,622	1,280	1,404
June	2,390	1,962	1,926
July	3,507	2,594	
August	4,230	3,221	
September	4,580	3,847	
October	5,445	4,921	
November	5,756	5,304	
December	5,818	5,412	
January	5,818	5,586	
February	5,821	5,741	
March	5,827	5,800	
April	5,827	5,820	
May	5,827	5,820	
June	5,827	5,820	

#### QUANTITY METRICS (rolling 12 month period)

	Contract Quantity	Contract Base Number	Contract *	Area Team	Region	England
% of all assessments that were assess and fit appliances (case starts)	256	881	29.1%	58.3%	60.3%	60.4%
% of all assessments that were assess and refuse	103	881	11.7%	16.5%	14.0%	11.4%
% of all assessments that were assess and review	522	881	59.3%	25.2%	25.7%	28.3%
% of case starts with a reported IOTN of 3 and Aesthetic Component of 5 or below	0	256	N/A	0.1%	0.1%	0.1%
% of case starts with a reported IOTN of 3 and Aesthetic Component of 6 or above	4	256	1.6%	5.2%	5.6%	4.0%
% of case starts with a reported IOTN of 4	224	256	87.5%	80.6%	79.3%	77.8%
% of case starts with a reported IOTN of 5	28	256	10.9%	13.7%	14.0%	16.7 %
% of concluded courses in receipt of dual-arch fixed appliances	229	267	85.8%	83.6%	78.9%	74.3%
% of concluded courses where treatment was abandoned or discontinued	11	267	4.1%	5.6%	5.6%	6.9%
% of patients satisfied with the treatment they have received	11	12	91.7%	94.8%	93.6%	95.7%

\* Figures in italics indicate that the base number is less than 100.

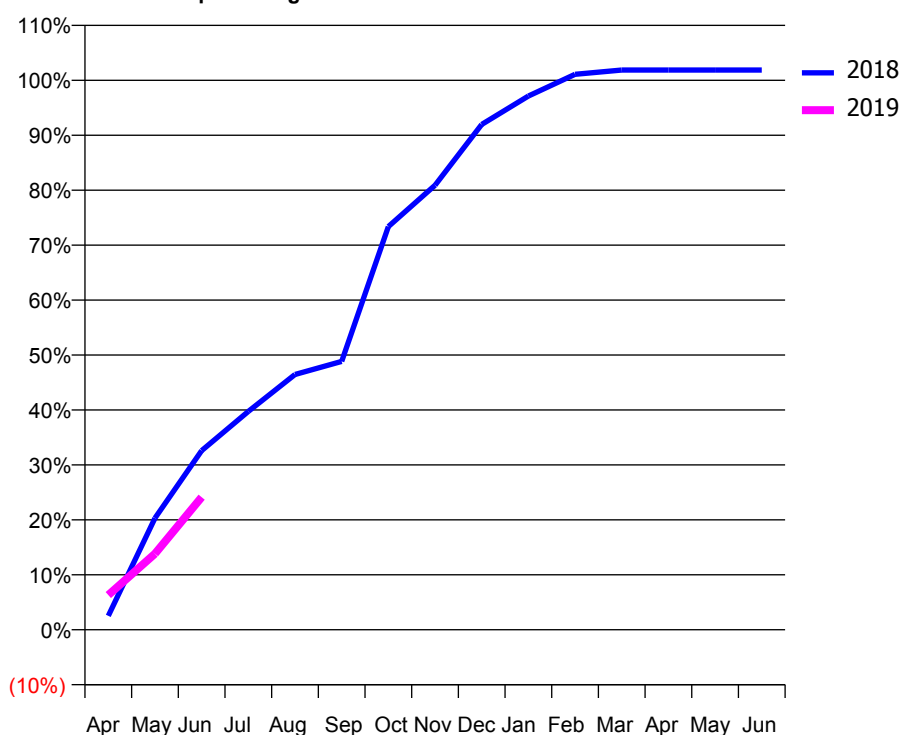
### Q61 - Vital Signs Orthodontic At a Glance Contract Report for 199850/0001 - June 2018

Name or company name	The Brace Orthodontic Centre	18/19 Contracted general activity (UDA)	0
Contract type name	PDS Contract	Carry forward general activity (UDA)	0
Purpose of contract	General and Orthodontic	18/19 Contracted orthodontic activity (UOA)	5,306
Contract start date	01/04/2009	Carry forward orthodontic activity (UOA)	0
Contract end date	31/03/2019	Baseline contract value	£365,129.29

ACCESS	Contract	England and Wales
24 month ratio of assessments to patient IDs	1.00	1.09

ACTIVITY	Contract
Contract assess and fit appliances (case starts) as a percentage of Area Team case starts	1.9 %

Cumulative percentage of contracted UOA delivered 2018 & 2019



Month	Adjusted Scheduled Activity (UOA)		
	2017	2018	2019
April	400	134	336
May	1,072	1,079	735
June	1,387	1,730	1,281
July	2,017	2,108	
August	2,815	2,465	
September	3,025	2,591	
October	3,655	3,893	
November	3,886	4,292	
December	4,411	4,880	
January	4,978	5,153	
February	5,230	5,363	
March	5,293	5,405	
April	5,293	5,405	
May	5,314	5,405	
June	5,314	5,405	

#### QUANTITY METRICS (rolling 12 month period)

	Contract Quantity	Contract Base Number	Contract *	Area Team	Region	England
% of all assessments that were assess and fit appliances (case starts)	236	236	100.0%	58.3%	60.3%	60.4%
% of all assessments that were assess and refuse	0	236	0.0%	16.5%	14.0%	11.4%
% of all assessments that were assess and review	0	236	0.0%	25.2%	25.7%	28.3%
% of case starts with a reported IOTN of 3 and Aesthetic Component of 5 or below	0	236	N/A	0.1%	0.1%	0.1%
% of case starts with a reported IOTN of 3 and Aesthetic Component of 6 or above	1	236	0.4%	5.2%	5.6%	4.0%
% of case starts with a reported IOTN of 4	222	236	94.1%	80.6%	79.3%	77.8%
% of case starts with a reported IOTN of 5	13	236	5.5%	13.7%	14.0%	16.7 %
% of concluded courses in receipt of dual-arch fixed appliances	230	276	83.3%	83.6%	78.9%	74.3%
% of concluded courses where treatment was abandoned or discontinued	43	276	15.6%	5.6%	5.6%	6.9%
% of patients satisfied with the treatment they have received	5	5	100.0%	94.8%	93.6%	95.7%

\* Figures in italics indicate that the base number is less than 100.

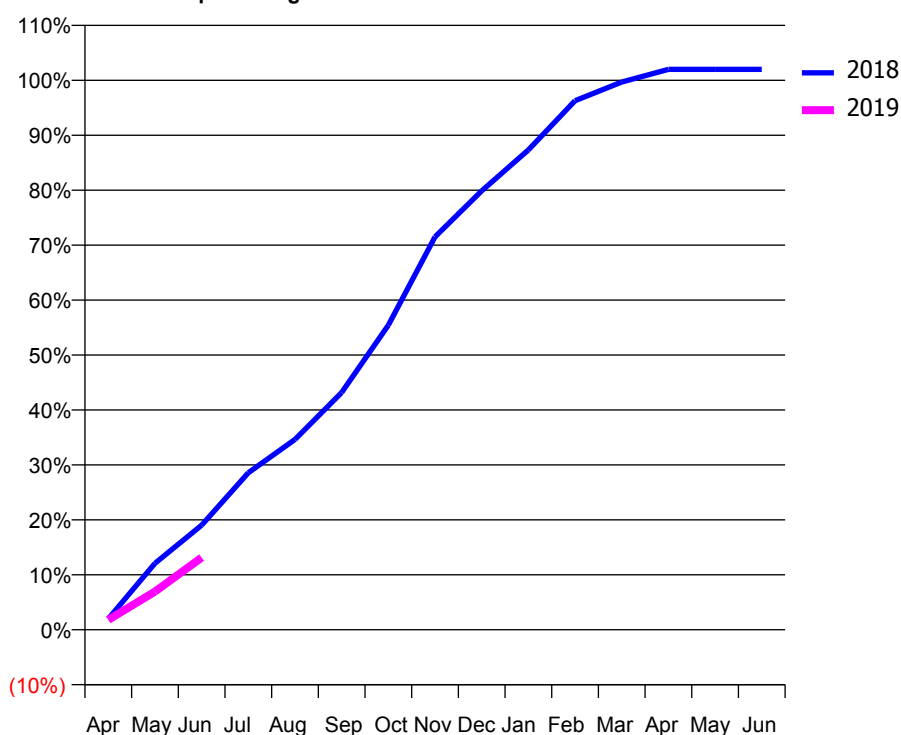
### Q61 - Vital Signs Orthodontic At a Glance Contract Report for 221651/0001 - June 2018

Name or company name	MR MM PATEL	18/19 Contracted general activity (UDA)	0
Contract type name	PDS Contract	Carry forward general activity (UDA)	0
Purpose of contract	Orthodontic	18/19 Contracted orthodontic activity (UOA)	16,315
Contract start date	01/04/2006	Carry forward orthodontic activity (UOA)	0
Contract end date	31/03/2019	Baseline contract value	£1,095,815.48

ACCESS	Contract	England and Wales
24 month ratio of assessments to patient IDs	1.14	1.09

ACTIVITY	Contract
Contract assess and fit appliances (case starts) as a percentage of Area Team case starts	6.1 %

Cumulative percentage of contracted UOA delivered 2018 & 2019



Month	Adjusted Scheduled Activity (UOA)		
	2017	2018	2019
April	755	326	294
May	3,273	1,972	1,134
June	4,648	3,106	2,143
July	6,728	4,660	
August	8,185	5,651	
September	9,427	7,045	
October	10,719	9,044	
November	12,125	11,664	
December	13,041	13,030	
January	14,294	14,249	
February	15,482	15,710	
March	16,303	16,261	
April	16,643	16,639	
May	16,643	16,639	
June	16,643	16,639	

#### QUANTITY METRICS (rolling 12 month period)

	Contract Quantity	Contract Base Number	Contract *	Area Team	Region	England
% of all assessments that were assess and fit appliances (case starts)	756	756	100.0%	58.3%	60.3%	60.4%
% of all assessments that were assess and refuse	0	756	0.0%	16.5%	14.0%	11.4%
% of all assessments that were assess and review	0	756	0.0%	25.2%	25.7%	28.3%
% of case starts with a reported IOTN of 3 and Aesthetic Component of 5 or below	0	756	N/A	0.1%	0.1%	0.1%
% of case starts with a reported IOTN of 3 and Aesthetic Component of 6 or above	136	756	18.0%	5.2%	5.6%	4.0%
% of case starts with a reported IOTN of 4	566	756	74.9%	80.6%	79.3%	77.8%
% of case starts with a reported IOTN of 5	54	756	7.1%	13.7%	14.0%	16.7 %
% of concluded courses in receipt of dual-arch fixed appliances	598	627	95.4%	83.6%	78.9%	74.3%
% of concluded courses where treatment was abandoned or discontinued	12	627	1.9%	5.6%	5.6%	6.9%
% of patients satisfied with the treatment they have received	19	19	100.0%	94.8%	93.6%	95.7%

\* Figures in italics indicate that the base number is less than 100.

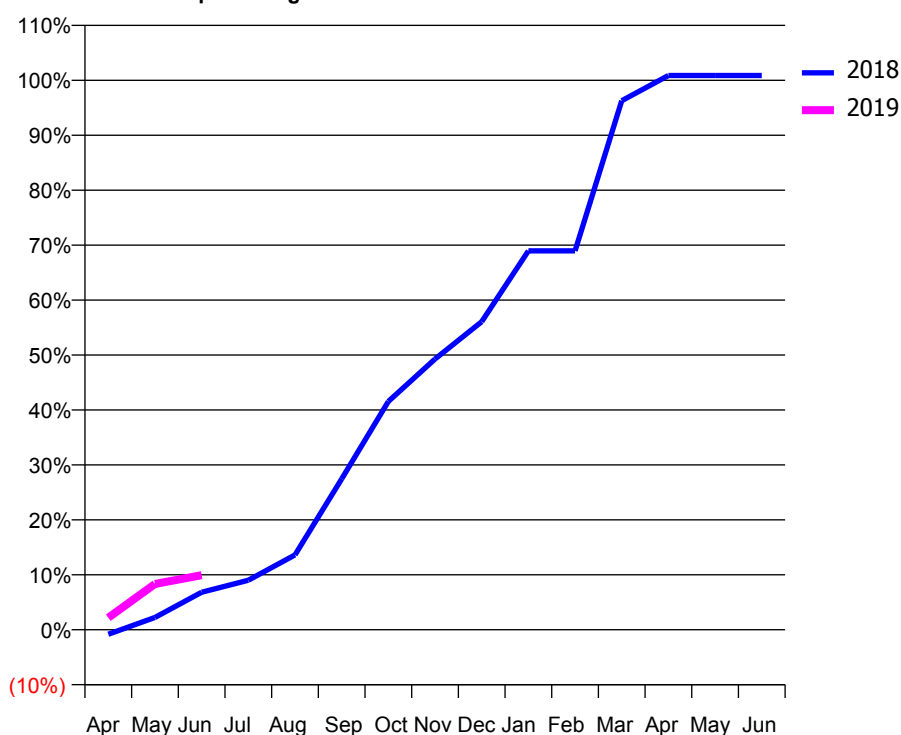
### Q61 - Vital Signs Orthodontic At a Glance Contract Report for 250643/0001 - June 2018

Name or company name	MISS SY BHUIYAN	18/19 Contracted general activity (UDA)	5,300
Contract type name	GDS Contract	Carry forward general activity (UDA)	0
Purpose of contract	General and Orthodontic	18/19 Contracted orthodontic activity (UOA)	6,850
Contract start date	01/06/2015	Carry forward orthodontic activity (UOA)	0
Contract end date		Baseline contract value	£721,557.38

ACCESS	Contract	England and Wales
24 month ratio of assessments to patient IDs	1.01	1.09

ACTIVITY	Contract
Contract assess and fit appliances (case starts) as a percentage of Area Team case starts	2.7 %

Cumulative percentage of contracted UOA delivered 2018 & 2019



Month	Adjusted Scheduled Activity (UOA)		
	2017	2018	2019
April	53	-57	151
May	223	153	571
June	538	468	680
July	1,042	617	
August	1,277	934	
September	1,951	1,881	
October	2,394	2,847	
November	2,982	3,376	
December	3,297	3,840	
January	3,549	4,724	
February	4,941	4,724	
March	6,121	6,595	
April	6,772	6,910	
May	6,772	6,910	
June	6,772	6,910	

#### QUANTITY METRICS (rolling 12 month period)

	Contract Quantity	Contract Base Number	Contract *	Area Team	Region	England
% of all assessments that were assess and fit appliances (case starts)	343	343	100.0%	58.3%	60.3%	60.4%
% of all assessments that were assess and refuse	0	343	0.0%	16.5%	14.0%	11.4%
% of all assessments that were assess and review	0	343	0.0%	25.2%	25.7%	28.3%
% of case starts with a reported IOTN of 3 and Aesthetic Component of 5 or below	0	343	N/A	0.1%	0.1%	0.1%
% of case starts with a reported IOTN of 3 and Aesthetic Component of 6 or above	3	343	0.9%	5.2%	5.6%	4.0%
% of case starts with a reported IOTN of 4	308	343	89.8%	80.6%	79.3%	77.8%
% of case starts with a reported IOTN of 5	31	343	9.0%	13.7%	14.0%	16.7 %
% of concluded courses in receipt of dual-arch fixed appliances	0	253	N/A	83.6%	78.9%	74.3%
% of concluded courses where treatment was abandoned or discontinued	13	253	5.1%	5.6%	5.6%	6.9%
% of patients satisfied with the treatment they have received	5	5	100.0%	94.8%	93.6%	95.7%

\* Figures in italics indicate that the base number is less than 100.



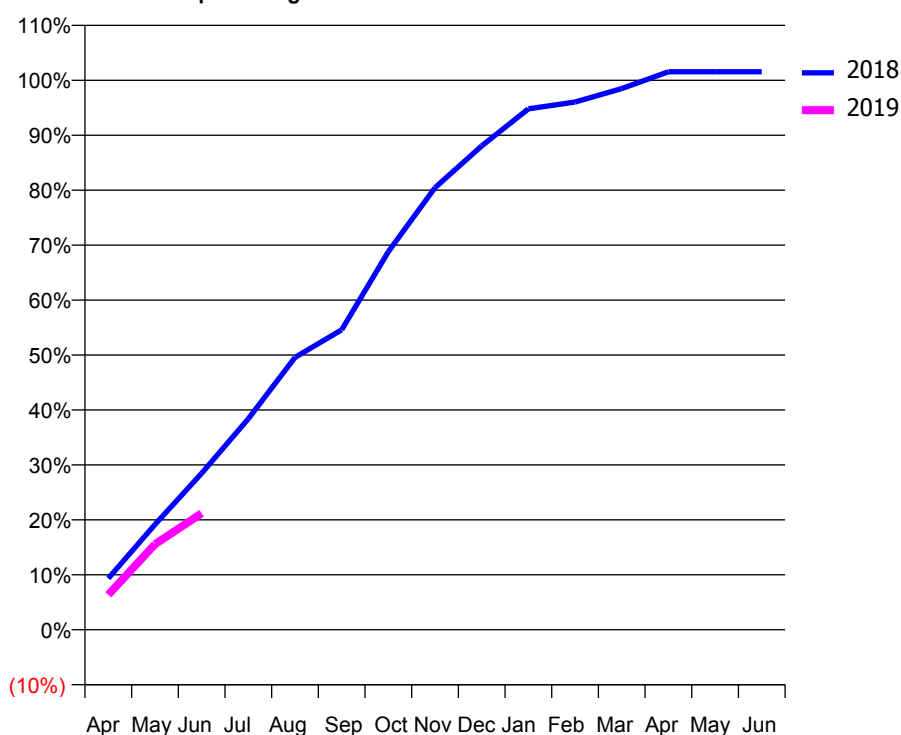
### Q61 - Vital Signs Orthodontic At a Glance Contract Report for 272825/0001 - June 2018

Name or company name	MR MN TALATI	18/19 Contracted general activity (UDA)	0
Contract type name	PDS Contract	Carry forward general activity (UDA)	0
Purpose of contract	Orthodontic	18/19 Contracted orthodontic activity (UOA)	3,424
Contract start date	01/11/2008	Carry forward orthodontic activity (UOA)	0
Contract end date	31/03/2019	Baseline contract value	£240,536.65

ACCESS	Contract	England and Wales
24 month ratio of assessments to patient IDs	1.00	1.09

ACTIVITY	Contract
Contract assess and fit appliances (case starts) as a percentage of Area Team case starts	1.3 %

Cumulative percentage of contracted UOA delivered 2018 & 2019



Month	Adjusted Scheduled Activity (UOA)		
	2017	2018	2019
April	64	320	218
May	298	656	533
June	491	975	726
July	650	1,315	
August	935	1,697	
September	1,325	1,869	
October	1,787	2,356	
November	2,236	2,755	
December	2,656	3,015	
January	2,891	3,246	
February	3,231	3,288	
March	3,462	3,372	
April	3,525	3,477	
May	3,525	3,477	
June	3,525	3,477	

#### QUANTITY METRICS (rolling 12 month period)

	Contract Quantity	Contract Base Number	Contract *	Area Team	Region	England
% of all assessments that were assess and fit appliances (case starts)	161	161	100.0%	58.3%	60.3%	60.4%
% of all assessments that were assess and refuse	0	161	0.0%	16.5%	14.0%	11.4%
% of all assessments that were assess and review	0	161	0.0%	25.2%	25.7%	28.3%
% of case starts with a reported IOTN of 3 and Aesthetic Component of 5 or below	0	161	N/A	0.1%	0.1%	0.1%
% of case starts with a reported IOTN of 3 and Aesthetic Component of 6 or above	24	161	14.9%	5.2%	5.6%	4.0%
% of case starts with a reported IOTN of 4	116	161	72.0%	80.6%	79.3%	77.8%
% of case starts with a reported IOTN of 5	19	161	11.8%	13.7%	14.0%	16.7 %
% of concluded courses in receipt of dual-arch fixed appliances	44	136	32.4%	83.6%	78.9%	74.3%
% of concluded courses where treatment was abandoned or discontinued	12	136	8.8%	5.6%	5.6%	6.9%
% of patients satisfied with the treatment they have received	1	2	50.0%	94.8%	93.6%	95.7%

\* Figures in italics indicate that the base number is less than 100.

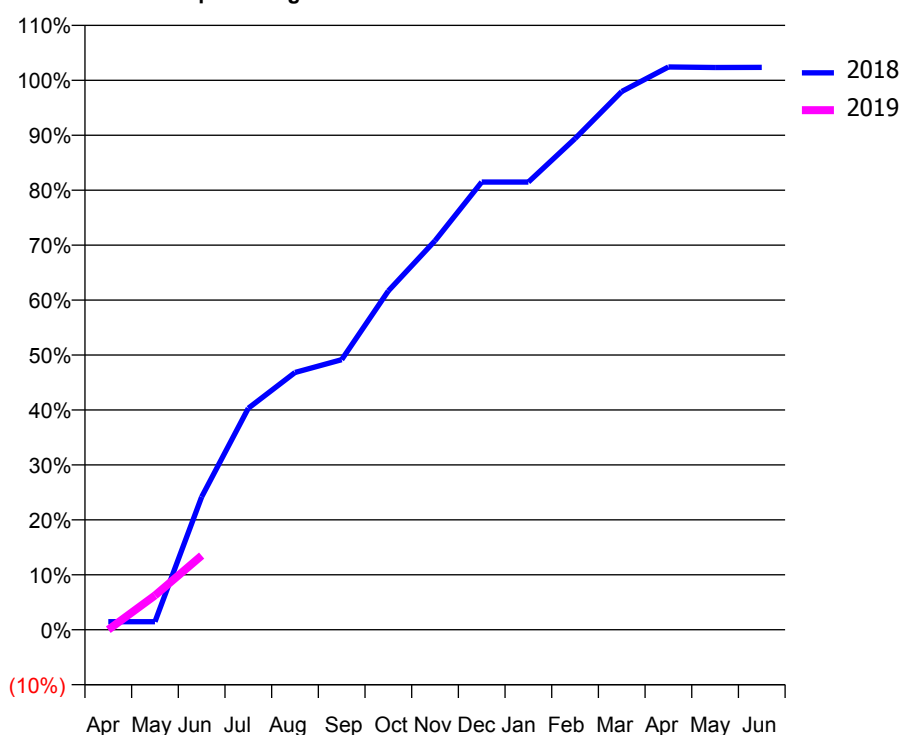
### Q61 - Vital Signs Orthodontic At a Glance Contract Report for 330884/0001 - June 2018

Name or company name	MR SJ HARIA	18/19 Contracted general activity (UDA)	0
Contract type name	PDS Contract	Carry forward general activity (UDA)	0
Purpose of contract	Orthodontic	18/19 Contracted orthodontic activity (UOA)	13,615
Contract start date	01/04/2006	Carry forward orthodontic activity (UOA)	0
Contract end date	31/03/2019	Baseline contract value	£892,907.03

ACCESS	Contract	England and Wales
24 month ratio of assessments to patient IDs	1.01	1.09

ACTIVITY	Contract
Contract assess and fit appliances (case starts) as a percentage of Area Team case starts	4.7 %

Cumulative percentage of contracted UOA delivered 2018 & 2019



Month	Adjusted Scheduled Activity (UOA)		
	2017	2018	2019
April	248	200	0
May	1,827	200	852
June	2,184	3,291	1,840
July	4,237	5,488	
August	6,447	6,376	
September	7,250	6,691	
October	9,037	8,396	
November	9,724	9,639	
December	10,702	11,092	
January	11,937	11,092	
February	12,739	12,171	
March	13,373	13,335	
April	13,626	13,944	
May	13,815	13,932	
June	13,815	13,934	

#### QUANTITY METRICS (rolling 12 month period)

	Contract Quantity	Contract Base Number	Contract *	Area Team	Region	England
% of all assessments that were assess and fit appliances (case starts)	586	966	60.7%	58.3%	60.3%	60.4%
% of all assessments that were assess and refuse	177	966	18.3%	16.5%	14.0%	11.4%
% of all assessments that were assess and review	203	966	21.0%	25.2%	25.7%	28.3%
% of case starts with a reported IOTN of 3 and Aesthetic Component of 5 or below	1	586	0.2%	0.1%	0.1%	0.1%
% of case starts with a reported IOTN of 3 and Aesthetic Component of 6 or above	24	586	4.1%	5.2%	5.6%	4.0%
% of case starts with a reported IOTN of 4	452	586	77.1%	80.6%	79.3%	77.8%
% of case starts with a reported IOTN of 5	109	586	18.6%	13.7%	14.0%	16.7 %
% of concluded courses in receipt of dual-arch fixed appliances	629	676	93.0%	83.6%	78.9%	74.3%
% of concluded courses where treatment was abandoned or discontinued	26	676	3.8%	5.6%	5.6%	6.9%
% of patients satisfied with the treatment they have received	17	19	89.5%	94.8%	93.6%	95.7%

\* Figures in italics indicate that the base number is less than 100.

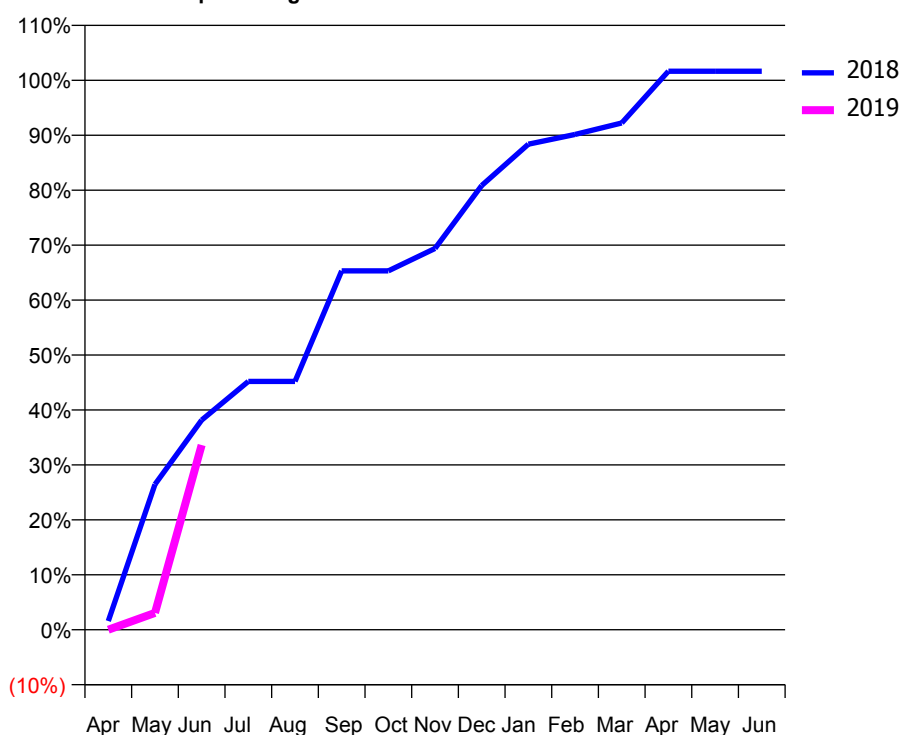
### Q61 - Vital Signs Orthodontic At a Glance Contract Report for 555770/0002 - June 2018

Name or company name	MR GI GILBERT	18/19 Contracted general activity (UDA)	0
Contract type name	PDS Contract	Carry forward general activity (UDA)	0
Purpose of contract	Orthodontic	18/19 Contracted orthodontic activity (UOA)	4,233
Contract start date	04/11/2006	Carry forward orthodontic activity (UOA)	0
Contract end date	31/03/2019	Baseline contract value	£285,083.53

ACCESS	Contract	England and Wales
24 month ratio of assessments to patient IDs	1.01	1.09

ACTIVITY	Contract
Contract assess and fit appliances (case starts) as a percentage of Area Team case starts	1.7 %

Cumulative percentage of contracted UOA delivered 2018 & 2019



Month	Adjusted Scheduled Activity (UOA)		
	2017	2018	2019
April	85	67	0
May	274	1,120	130
June	679	1,615	1,423
July	1,341	1,913	
August	1,341	1,913	
September	1,404	2,765	
October	2,929	2,765	
November	3,836	2,937	
December	4,293	3,422	
January	4,294	3,741	
February	4,295	3,816	
March	4,295	3,904	
April	4,299	4,302	
May	4,300	4,302	
June	4,300	4,303	

#### QUANTITY METRICS (rolling 12 month period)

	Contract Quantity	Contract Base Number	Contract *	Area Team	Region	England
% of all assessments that were assess and fit appliances (case starts)	216	220	98.2%	58.3%	60.3%	60.4%
% of all assessments that were assess and refuse	1	220	0.5%	16.5%	14.0%	11.4%
% of all assessments that were assess and review	3	220	1.4%	25.2%	25.7%	28.3%
% of case starts with a reported IOTN of 3 and Aesthetic Component of 5 or below	0	216	N/A	0.1%	0.1%	0.1%
% of case starts with a reported IOTN of 3 and Aesthetic Component of 6 or above	24	216	11.1%	5.2%	5.6%	4.0%
% of case starts with a reported IOTN of 4	170	216	78.7%	80.6%	79.3%	77.8%
% of case starts with a reported IOTN of 5	21	216	9.7%	13.7%	14.0%	16.7 %
% of concluded courses in receipt of dual-arch fixed appliances	198	247	80.2%	83.6%	78.9%	74.3%
% of concluded courses where treatment was abandoned or discontinued	7	247	2.8%	5.6%	5.6%	6.9%
% of patients satisfied with the treatment they have received	5	5	100.0%	94.8%	93.6%	95.7%

\* Figures in italics indicate that the base number is less than 100.

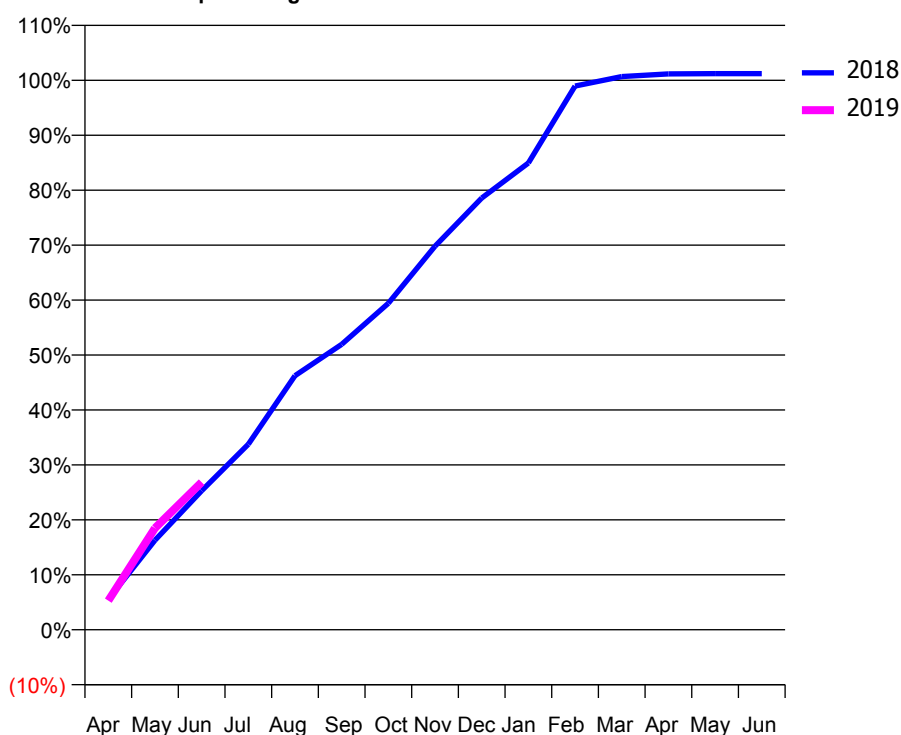
### Q61 - Vital Signs Orthodontic At a Glance Contract Report for 556459/0002 - June 2018

Name or company name	MR GP DINDOL	18/19 Contracted general activity (UDA)	5,459
Contract type name	GDS Contract	Carry forward general activity (UDA)	0
Purpose of contract	General and Orthodontic	18/19 Contracted orthodontic activity (UOA)	2,491
Contract start date	19/07/2008	Carry forward orthodontic activity (UOA)	0
Contract end date		Baseline contract value	£524,142.07

ACCESS	Contract	England and Wales
24 month ratio of assessments to patient IDs	1.21	1.09

ACTIVITY	Contract
Contract assess and fit appliances (case starts) as a percentage of Area Team case starts	0.9 %

Cumulative percentage of contracted UOA delivered 2018 & 2019



Month	Adjusted Scheduled Activity (UOA)		
	2017	2018	2019
April	77	138	132
May	281	406	461
June	465	630	669
July	629	841	
August	833	1,152	
September	1,014	1,294	
October	1,323	1,480	
November	1,632	1,739	
December	1,866	1,957	
January	2,078	2,116	
February	2,440	2,465	
March	2,516	2,508	
April	2,535	2,520	
May	2,536	2,521	
June	2,538	2,521	

#### QUANTITY METRICS (rolling 12 month period)

	Contract Quantity	Contract Base Number	Contract *	Area Team	Region	England
% of all assessments that were assess and fit appliances (case starts)	109	442	24.7%	58.3%	60.3%	60.4%
% of all assessments that were assess and refuse	103	442	23.3%	16.5%	14.0%	11.4%
% of all assessments that were assess and review	230	442	52.0%	25.2%	25.7%	28.3%
% of case starts with a reported IOTN of 3 and Aesthetic Component of 5 or below	0	109	N/A	0.1%	0.1%	0.1%
% of case starts with a reported IOTN of 3 and Aesthetic Component of 6 or above	2	109	1.8%	5.2%	5.6%	4.0%
% of case starts with a reported IOTN of 4	102	109	93.6%	80.6%	79.3%	77.8%
% of case starts with a reported IOTN of 5	5	109	4.6%	13.7%	14.0%	16.7 %
% of concluded courses in receipt of dual-arch fixed appliances	0	115	N/A	83.6%	78.9%	74.3%
% of concluded courses where treatment was abandoned or discontinued	14	115	12.2%	5.6%	5.6%	6.9%
% of patients satisfied with the treatment they have received	2	2	100.0%	94.8%	93.6%	95.7%

\* Figures in italics indicate that the base number is less than 100.

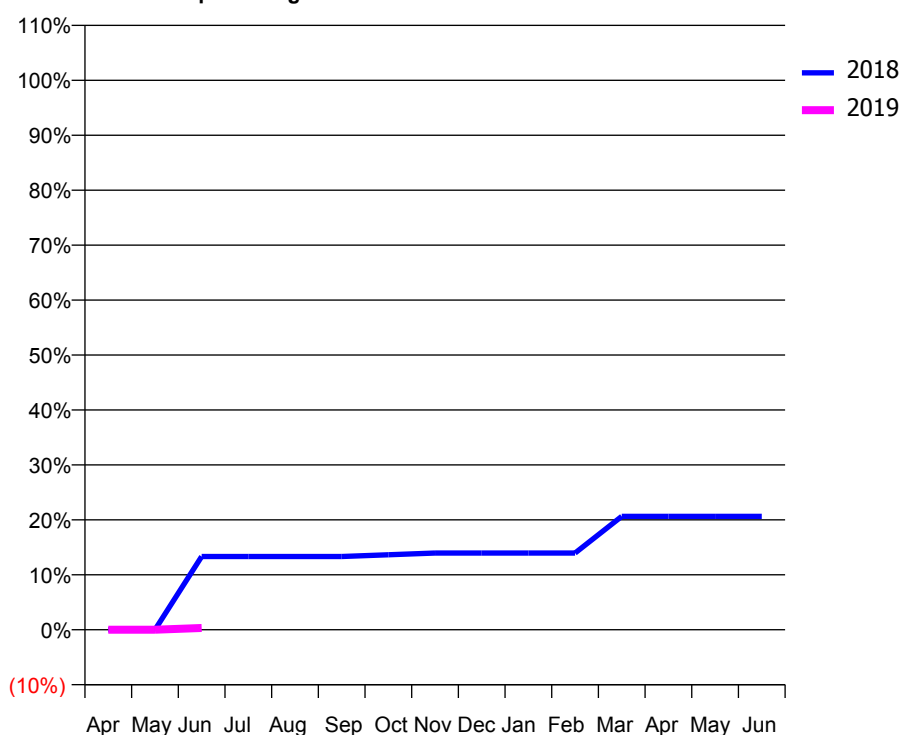
### Q61 - Vital Signs Orthodontic At a Glance Contract Report for 574732/0001 - June 2018

Name or company name	MR B LILADHAR	18/19 Contracted general activity (UDA)	3,503
Contract type name	GDS Contract	Carry forward general activity (UDA)	0
Purpose of contract	General and Orthodontic	18/19 Contracted orthodontic activity (UOA)	315
Contract start date	01/04/2006	Carry forward orthodontic activity (UOA)	0
Contract end date		Baseline contract value	£128,882.56

ACCESS	Contract	England and Wales
24 month ratio of assessments to patient IDs	1.00	1.09

ACTIVITY	Contract
Contract assess and fit appliances (case starts) as a percentage of Area Team case starts	0.0 %

Cumulative percentage of contracted UOA delivered 2018 & 2019



Month	Adjusted Scheduled Activity (UOA)		
	2017	2018	2019
April	0	0	0
May	21	0	0
June	21	42	1
July	24	42	
August	24	42	
September	45	42	
October	45	43	
November	45	44	
December	66	44	
January	66	44	
February	66	44	
March	108	65	
April	150	65	
May	150	65	
June	150	65	

#### QUANTITY METRICS (rolling 12 month period)

	Contract Quantity	Contract Base Number	Contract *	Area Team	Region	England
% of all assessments that were assess and fit appliances (case starts)	1	4	25.0%	58.3%	60.3%	60.4%
% of all assessments that were assess and refuse	0	4	0.0%	16.5%	14.0%	11.4%
% of all assessments that were assess and review	3	4	75.0%	25.2%	25.7%	28.3%
% of case starts with a reported IOTN of 3 and Aesthetic Component of 5 or below	0	1	N/A	0.1%	0.1%	0.1%
% of case starts with a reported IOTN of 3 and Aesthetic Component of 6 or above	0	1	N/A	5.2%	5.6%	4.0%
% of case starts with a reported IOTN of 4	1	1	100.0%	80.6%	79.3%	77.8%
% of case starts with a reported IOTN of 5	0	1	N/A	13.7%	14.0%	16.7 %
% of concluded courses in receipt of dual-arch fixed appliances	8	11	72.7%	83.6%	78.9%	74.3%
% of concluded courses where treatment was abandoned or discontinued	1	11	9.1%	5.6%	5.6%	6.9%
% of patients satisfied with the treatment they have received	0	0	N/A	94.8%	93.6%	95.7%

\* Figures in italics indicate that the base number is less than 100.

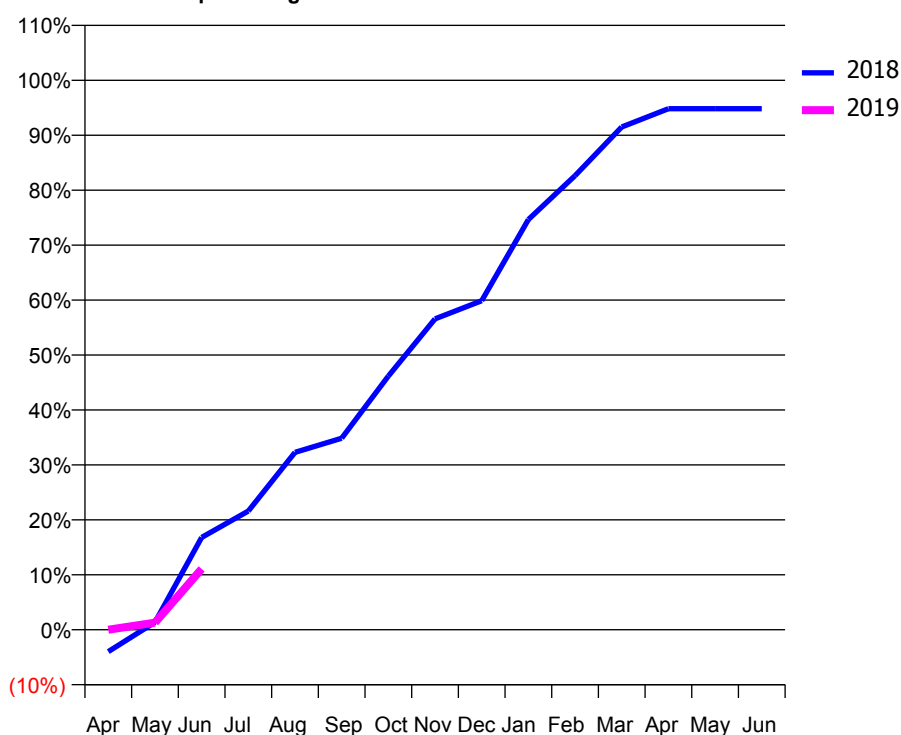
### Q61 - Vital Signs Orthodontic At a Glance Contract Report for 575135/0001 - June 2018

Name or company name	MRS LC LYONS	18/19 Contracted general activity (UDA)	0
Contract type name	PDS Contract	Carry forward general activity (UDA)	0
Purpose of contract	Orthodontic	18/19 Contracted orthodontic activity (UOA)	3,152
Contract start date	01/04/2006	Carry forward orthodontic activity (UOA)	0
Contract end date	31/03/2019	Baseline contract value	£212,207.55

ACCESS	Contract	England and Wales
24 month ratio of assessments to patient IDs	1.28	1.09

ACTIVITY	Contract
Contract assess and fit appliances (case starts) as a percentage of Area Team case starts	1.0 %

Cumulative percentage of contracted UOA delivered 2018 & 2019



Month	Adjusted Scheduled Activity (UOA)		
	2017	2018	2019
April	-51	-126	0
May	93	43	41
June	400	530	349
July	674	681	
August	890	1,018	
September	1,185	1,099	
October	1,473	1,455	
November	2,039	1,783	
December	2,114	1,887	
January	2,258	2,353	
February	2,816	2,605	
March	2,954	2,884	
April	3,026	2,989	
May	3,026	2,989	
June	3,026	2,989	

#### QUANTITY METRICS (rolling 12 month period)

	Contract Quantity	Contract Base Number	Contract *	Area Team	Region	England
% of all assessments that were assess and fit appliances (case starts)	124	379	32.7%	58.3%	60.3%	60.4%
% of all assessments that were assess and refuse	85	379	22.4%	16.5%	14.0%	11.4%
% of all assessments that were assess and review	170	379	44.9%	25.2%	25.7%	28.3%
% of case starts with a reported IOTN of 3 and Aesthetic Component of 5 or below	0	124	N/A	0.1%	0.1%	0.1%
% of case starts with a reported IOTN of 3 and Aesthetic Component of 6 or above	16	124	12.9%	5.2%	5.6%	4.0%
% of case starts with a reported IOTN of 4	76	124	61.3%	80.6%	79.3%	77.8%
% of case starts with a reported IOTN of 5	32	124	25.8%	13.7%	14.0%	16.7%
% of concluded courses in receipt of dual-arch fixed appliances	81	125	64.8%	83.6%	78.9%	74.3%
% of concluded courses where treatment was abandoned or discontinued	30	125	24.0%	5.6%	5.6%	6.9%
% of patients satisfied with the treatment they have received	5	5	100.0%	94.8%	93.6%	95.7%

\* Figures in italics indicate that the base number is less than 100.

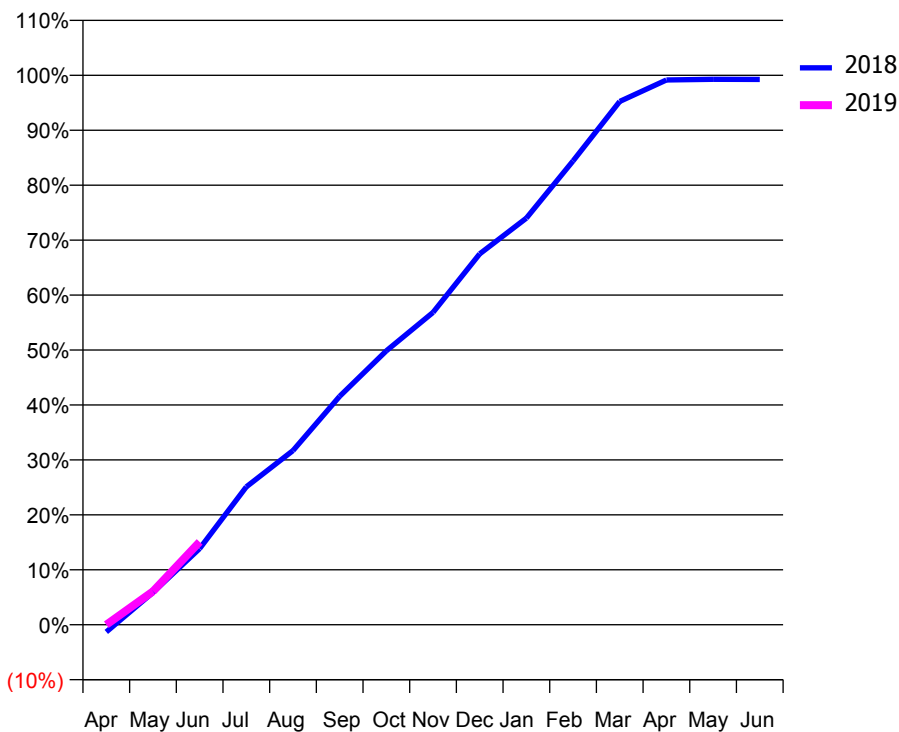
### Q61 - Vital Signs Orthodontic At a Glance Contract Report for 631752/0002 - June 2018

Name or company name	Mr HA Patel	18/19 Contracted general activity (UDA)	0
Contract type name	PDS Contract	Carry forward general activity (UDA)	0
Purpose of contract	Orthodontic	18/19 Contracted orthodontic activity (UOA)	19,261
Contract start date	01/04/2006	Carry forward orthodontic activity (UOA)	0
Contract end date	31/03/2019	Baseline contract value	£1,263,224.22

ACCESS	Contract	England and Wales
24 month ratio of assessments to patient IDs	1.01	1.09

ACTIVITY	Contract
Contract assess and fit appliances (case starts) as a percentage of Area Team case starts	7.1 %

Cumulative percentage of contracted UOA delivered 2018 & 2019



Month	Adjusted Scheduled Activity (UOA)		
	2017	2018	2019
April	-161	-254	0
May	1,829	1,132	1,171
June	3,393	2,673	2,903
July	5,434	4,833	
August	5,481	6,106	
September	9,037	8,007	
October	10,471	9,605	
November	12,435	10,947	
December	14,286	13,002	
January	15,325	14,252	
February	15,978	16,261	
March	18,412	18,344	
April	18,887	19,097	
May	19,006	19,117	
June	19,007	19,116	

#### QUANTITY METRICS (rolling 12 month period)

	Contract Quantity	Contract Base Number	Contract *	Area Team	Region	England
% of all assessments that were assess and fit appliances (case starts)	886	1,943	45.6%	58.3%	60.3%	60.4%
% of all assessments that were assess and refuse	551	1,943	28.4%	16.5%	14.0%	11.4%
% of all assessments that were assess and review	506	1,943	26.0%	25.2%	25.7%	28.3%
% of case starts with a reported IOTN of 3 and Aesthetic Component of 5 or below	2	886	0.2%	0.1%	0.1%	0.1%
% of case starts with a reported IOTN of 3 and Aesthetic Component of 6 or above	29	886	3.3%	5.2%	5.6%	4.0%
% of case starts with a reported IOTN of 4	678	886	76.5%	80.6%	79.3%	77.8%
% of case starts with a reported IOTN of 5	175	886	19.8%	13.7%	14.0%	16.7 %
% of concluded courses in receipt of dual-arch fixed appliances	888	936	94.9%	83.6%	78.9%	74.3%
% of concluded courses where treatment was abandoned or discontinued	27	936	2.9%	5.6%	5.6%	6.9%
% of patients satisfied with the treatment they have received	20	20	100.0%	94.8%	93.6%	95.7%

\* Figures in italics indicate that the base number is less than 100.

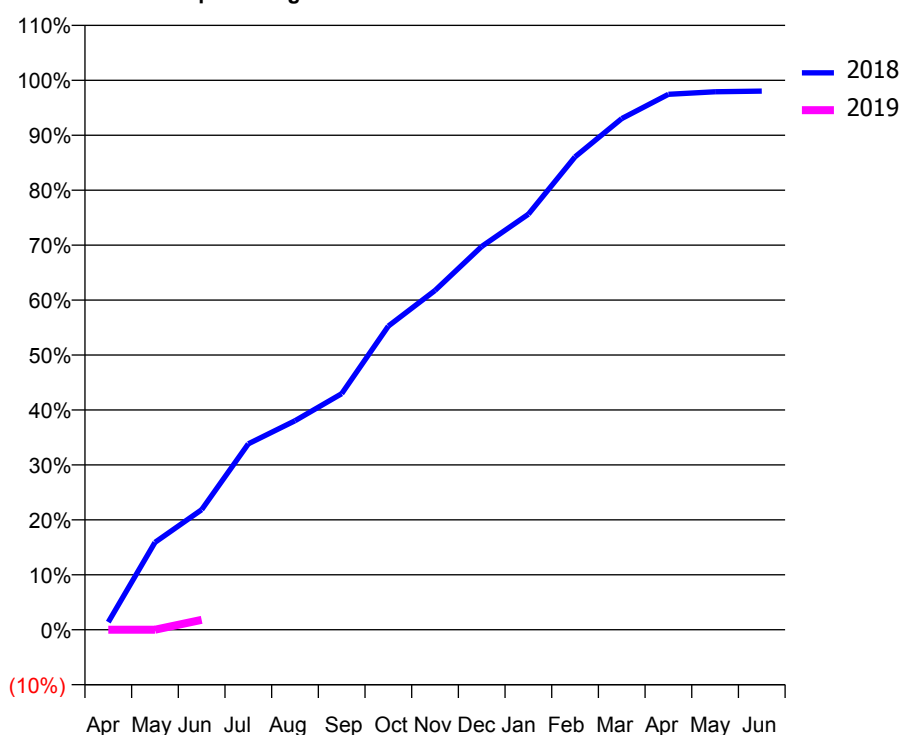
### Q61 - Vital Signs Orthodontic At a Glance Contract Report for 631752/0003 - June 2018

Name or company name	Mr HA Patel	18/19 Contracted general activity (UDA)	0
Contract type name	PDS Contract	Carry forward general activity (UDA)	0
Purpose of contract	Orthodontic	18/19 Contracted orthodontic activity (UOA)	18,029
Contract start date	01/04/2006	Carry forward orthodontic activity (UOA)	0
Contract end date	31/03/2019	Baseline contract value	£1,209,797.69

ACCESS	Contract	England and Wales
24 month ratio of assessments to patient IDs	1.01	1.09

ACTIVITY	Contract
Contract assess and fit appliances (case starts) as a percentage of Area Team case starts	5.3 %

Cumulative percentage of contracted UOA delivered 2018 & 2019



Month	Adjusted Scheduled Activity (UOA)		
	2017	2018	2019
April	-343	251	0
May	1,668	2,867	0
June	2,712	3,940	324
July	4,506	6,102	
August	6,191	6,860	
September	7,785	7,744	
October	9,852	9,966	
November	11,358	11,131	
December	12,727	12,578	
January	14,932	13,635	
February	16,740	15,517	
March	17,941	16,770	
April	18,195	17,569	
May	18,280	17,653	
June	18,280	17,675	

#### QUANTITY METRICS (rolling 12 month period)

	Contract Quantity	Contract Base Number	Contract *	Area Team	Region	England
% of all assessments that were assess and fit appliances (case starts)	660	1,135	58.1%	58.3%	60.3%	60.4%
% of all assessments that were assess and refuse	257	1,135	22.6%	16.5%	14.0%	11.4%
% of all assessments that were assess and review	218	1,135	19.2%	25.2%	25.7%	28.3%
% of case starts with a reported IOTN of 3 and Aesthetic Component of 5 or below	1	660	0.2%	0.1%	0.1%	0.1%
% of case starts with a reported IOTN of 3 and Aesthetic Component of 6 or above	40	660	6.1%	5.2%	5.6%	4.0%
% of case starts with a reported IOTN of 4	508	660	77.0%	80.6%	79.3%	77.8%
% of case starts with a reported IOTN of 5	111	660	16.8%	13.7%	14.0%	16.7 %
% of concluded courses in receipt of dual-arch fixed appliances	713	801	89.0%	83.6%	78.9%	74.3%
% of concluded courses where treatment was abandoned or discontinued	38	801	4.7%	5.6%	5.6%	6.9%
% of patients satisfied with the treatment they have received	17	17	100.0%	94.8%	93.6%	95.7%

\* Figures in italics indicate that the base number is less than 100.



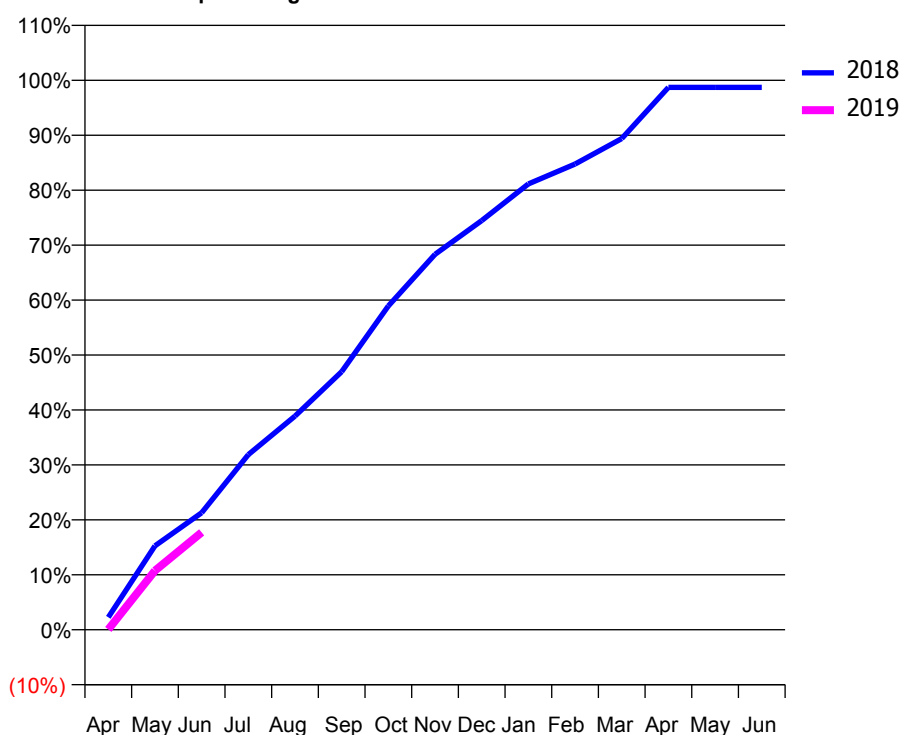
### Q61 - Vital Signs Orthodontic At a Glance Contract Report for 631752/0004 - June 2018

Name or company name	MR HA PATEL	18/19 Contracted general activity (UDA)	0
Contract type name	PDS Contract	Carry forward general activity (UDA)	0
Purpose of contract	Orthodontic	18/19 Contracted orthodontic activity (UOA)	25,678
Contract start date	01/04/2006	Carry forward orthodontic activity (UOA)	0
Contract end date	31/03/2019	Baseline contract value	£1,732,379.99

ACCESS	Contract	England and Wales
24 month ratio of assessments to patient IDs	1.01	1.09

ACTIVITY	Contract
Contract assess and fit appliances (case starts) as a percentage of Area Team case starts	9.2 %

Cumulative percentage of contracted UOA delivered 2018 & 2019



Month	Adjusted Scheduled Activity (UOA)		
	2017	2018	2019
April	310	580	14
May	3,035	3,924	2,762
June	4,492	5,465	4,551
July	8,154	8,182	
August	10,188	9,988	
September	12,769	12,058	
October	15,239	15,131	
November	17,102	17,544	
December	19,671	19,120	
January	21,784	20,837	
February	23,337	21,763	
March	24,530	22,951	
April	25,627	25,347	
May	25,628	25,347	
June	25,628	25,347	

#### QUANTITY METRICS (rolling 12 month period)

	Contract Quantity	Contract Base Number	Contract *	Area Team	Region	England
% of all assessments that were assess and fit appliances (case starts)	1,150	1,709	67.3%	58.3%	60.3%	60.4%
% of all assessments that were assess and refuse	266	1,709	15.6%	16.5%	14.0%	11.4%
% of all assessments that were assess and review	293	1,709	17.1%	25.2%	25.7%	28.3%
% of case starts with a reported IOTN of 3 and Aesthetic Component of 5 or below	0	1,150	N/A	0.1%	0.1%	0.1%
% of case starts with a reported IOTN of 3 and Aesthetic Component of 6 or above	38	1,150	3.3%	5.2%	5.6%	4.0%
% of case starts with a reported IOTN of 4	943	1,150	82.0%	80.6%	79.3%	77.8%
% of case starts with a reported IOTN of 5	169	1,150	14.7%	13.7%	14.0%	16.7%
% of concluded courses in receipt of dual-arch fixed appliances	1,145	1,217	94.1%	83.6%	78.9%	74.3%
% of concluded courses where treatment was abandoned or discontinued	54	1,217	4.4%	5.6%	5.6%	6.9%
% of patients satisfied with the treatment they have received	20	23	87.0%	94.8%	93.6%	95.7%

\* Figures in italics indicate that the base number is less than 100.

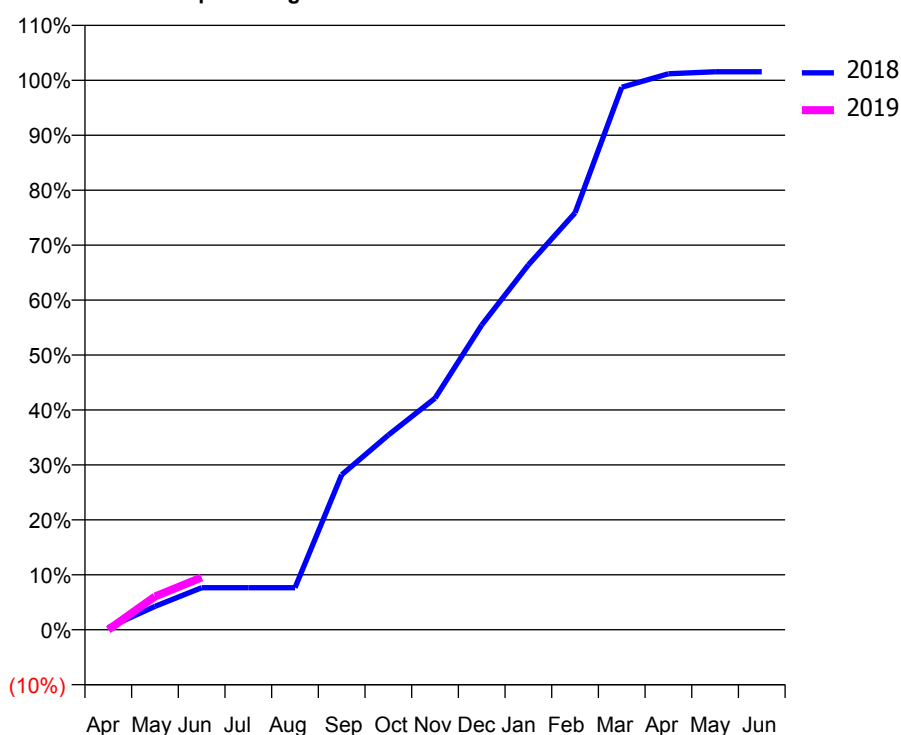
### Q61 - Vital Signs Orthodontic At a Glance Contract Report for 631752/0005 - June 2018

Name or company name	Angle House Orthodontics Ltd.	18/19 Contracted general activity (UDA)	0
Contract type name	PDS Contract	Carry forward general activity (UDA)	0
Purpose of contract	Orthodontic	18/19 Contracted orthodontic activity (UOA)	6,000
Contract start date	01/04/2015	Carry forward orthodontic activity (UOA)	0
Contract end date	31/03/2019	Baseline contract value	£364,340.98

ACCESS	Contract	England and Wales
24 month ratio of assessments to patient IDs	1.00	1.09

ACTIVITY	Contract
Contract assess and fit appliances (case starts) as a percentage of Area Team case starts	2.3 %

Cumulative percentage of contracted UOA delivered 2018 & 2019



Month	Adjusted Scheduled Activity (UOA)		
	2017	2018	2019
April	348	24	0
May	685	255	364
June	1,652	459	571
July	2,799	459	
August	3,408	459	
September	4,313	1,693	
October	4,821	2,126	
November	5,328	2,528	
December	5,498	3,327	
January	5,603	3,984	
February	5,750	4,552	
March	5,940	5,924	
April	6,003	6,071	
May	6,024	6,093	
June	6,024	6,093	

#### QUANTITY METRICS (rolling 12 month period)

	Contract Quantity	Contract Base Number	Contract *	Area Team	Region	England
% of all assessments that were assess and fit appliances (case starts)	288	477	60.4%	58.3%	60.3%	60.4%
% of all assessments that were assess and refuse	142	477	29.8%	16.5%	14.0%	11.4%
% of all assessments that were assess and review	47	477	9.9%	25.2%	25.7%	28.3%
% of case starts with a reported IOTN of 3 and Aesthetic Component of 5 or below	0	288	N/A	0.1%	0.1%	0.1%
% of case starts with a reported IOTN of 3 and Aesthetic Component of 6 or above	33	288	11.5%	5.2%	5.6%	4.0%
% of case starts with a reported IOTN of 4	210	288	72.9%	80.6%	79.3%	77.8%
% of case starts with a reported IOTN of 5	45	288	15.6%	13.7%	14.0%	16.7 %
% of concluded courses in receipt of dual-arch fixed appliances	274	291	94.2%	83.6%	78.9%	74.3%
% of concluded courses where treatment was abandoned or discontinued	12	291	4.1%	5.6%	5.6%	6.9%
% of patients satisfied with the treatment they have received	3	3	100.0%	94.8%	93.6%	95.7%

\* Figures in italics indicate that the base number is less than 100.

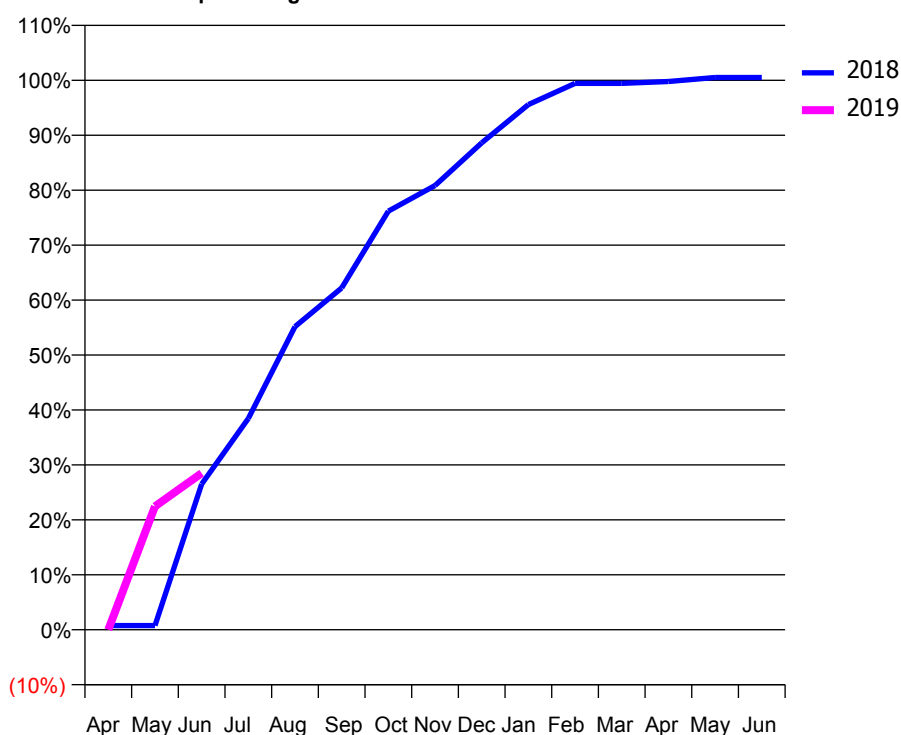
### Q61 - Vital Signs Orthodontic At a Glance Contract Report for 638390/0001 - June 2018

Name or company name	Angle House Orthodontic Chingford	18/19 Contracted general activity (UDA)	0
Contract type name	PDS Contract	Carry forward general activity (UDA)	0
Purpose of contract	Orthodontic	18/19 Contracted orthodontic activity (UOA)	6,017
Contract start date	01/04/2006	Carry forward orthodontic activity (UOA)	0
Contract end date	31/03/2019	Baseline contract value	£402,287.64

ACCESS	Contract	England and Wales
24 month ratio of assessments to patient IDs	1.01	1.09

ACTIVITY	Contract
Contract assess and fit appliances (case starts) as a percentage of Area Team case starts	2.3 %

Cumulative percentage of contracted UOA delivered 2018 & 2019



Month	Adjusted Scheduled Activity (UOA)		
	2017	2018	2019
April	12	46	0
May	722	46	1,351
June	1,038	1,595	1,715
July	2,009	2,314	
August	2,821	3,320	
September	3,134	3,743	
October	3,265	4,584	
November	3,657	4,864	
December	4,078	5,331	
January	4,249	5,751	
February	4,480	5,983	
March	6,020	5,983	
April	6,041	6,004	
May	6,063	6,047	
June	6,063	6,047	

#### QUANTITY METRICS (rolling 12 month period)

	Contract Quantity	Contract Base Number	Contract *	Area Team	Region	England
% of all assessments that were assess and fit appliances (case starts)	284	490	58.0%	58.3%	60.3%	60.4%
% of all assessments that were assess and refuse	69	490	14.1%	16.5%	14.0%	11.4%
% of all assessments that were assess and review	137	490	28.0%	25.2%	25.7%	28.3%
% of case starts with a reported IOTN of 3 and Aesthetic Component of 5 or below	0	284	N/A	0.1%	0.1%	0.1%
% of case starts with a reported IOTN of 3 and Aesthetic Component of 6 or above	10	284	3.5%	5.2%	5.6%	4.0%
% of case starts with a reported IOTN of 4	237	284	83.5%	80.6%	79.3%	77.8%
% of case starts with a reported IOTN of 5	37	284	13.0%	13.7%	14.0%	16.7 %
% of concluded courses in receipt of dual-arch fixed appliances	275	290	94.8%	83.6%	78.9%	74.3%
% of concluded courses where treatment was abandoned or discontinued	12	290	4.1%	5.6%	5.6%	6.9%
% of patients satisfied with the treatment they have received	9	9	100.0%	94.8%	93.6%	95.7%

\* Figures in italics indicate that the base number is less than 100.

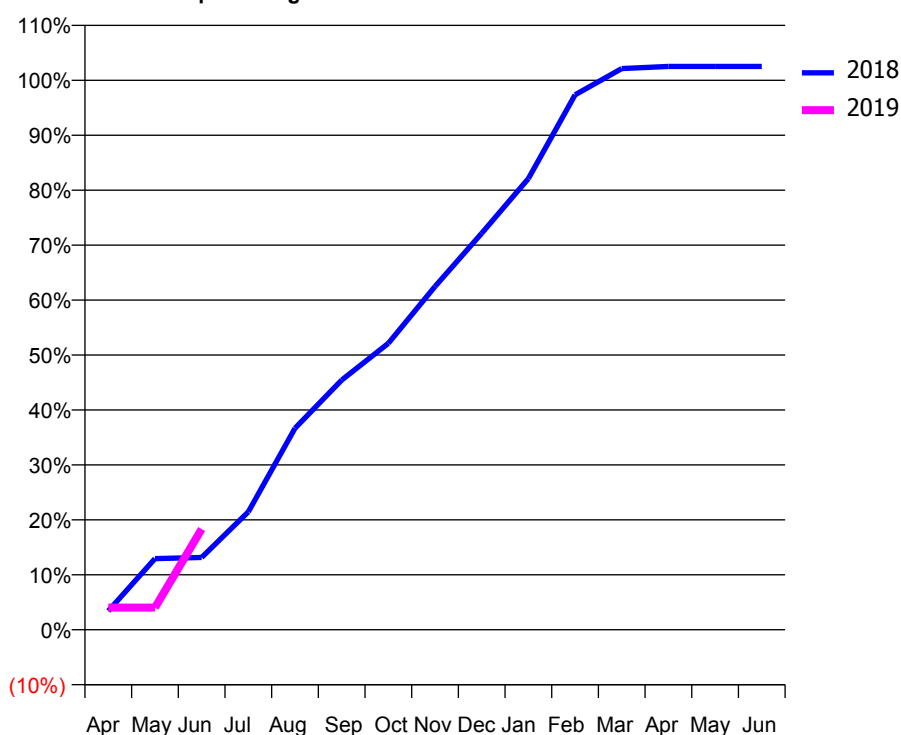
### Q61 - Vital Signs Orthodontic At a Glance Contract Report for 650242/0001 - June 2018

Name or company name	MR H SHAH	18/19 Contracted general activity (UDA)	27,477
Contract type name	GDS Contract	Carry forward general activity (UDA)	0
Purpose of contract	General and Orthodontic	18/19 Contracted orthodontic activity (UOA)	1,314
Contract start date	01/04/2006	Carry forward orthodontic activity (UOA)	0
Contract end date		Baseline contract value	£897,033.95

ACCESS	Contract	England and Wales
24 month ratio of assessments to patient IDs	1.12	1.09

ACTIVITY	Contract
Contract assess and fit appliances (case starts) as a percentage of Area Team case starts	0.4 %

Cumulative percentage of contracted UOA delivered 2018 & 2019



Month	Adjusted Scheduled Activity (UOA)		
	2017	2018	2019
April	88	45	53
May	213	170	53
June	260	173	241
July	291	282	
August	475	482	
September	563	597	
October	671	685	
November	762	821	
December	962	948	
January	1,013	1,079	
February	1,113	1,279	
March	1,276	1,342	
April	1,341	1,347	
May	1,341	1,347	
June	1,341	1,347	

#### QUANTITY METRICS (rolling 12 month period)

	Contract Quantity	Contract Base Number	Contract *	Area Team	Region	England
% of all assessments that were assess and fit appliances (case starts)	53	375	14.1%	58.3%	60.3%	60.4%
% of all assessments that were assess and refuse	58	375	15.5%	16.5%	14.0%	11.4%
% of all assessments that were assess and review	264	375	70.4%	25.2%	25.7%	28.3%
% of case starts with a reported IOTN of 3 and Aesthetic Component of 5 or below	0	53	<i>N/A</i>	0.1%	0.1%	0.1%
% of case starts with a reported IOTN of 3 and Aesthetic Component of 6 or above	0	53	<i>N/A</i>	5.2%	5.6%	4.0%
% of case starts with a reported IOTN of 4	44	53	83.0%	80.6%	79.3%	77.8%
% of case starts with a reported IOTN of 5	8	53	15.1%	13.7%	14.0%	16.7 %
% of concluded courses in receipt of dual-arch fixed appliances	43	48	89.6%	83.6%	78.9%	74.3%
% of concluded courses where treatment was abandoned or discontinued	2	48	4.2%	5.6%	5.6%	6.9%
% of patients satisfied with the treatment they have received	3	3	100.0%	94.8%	93.6%	95.7%

\* Figures in italics indicate that the base number is less than 100.

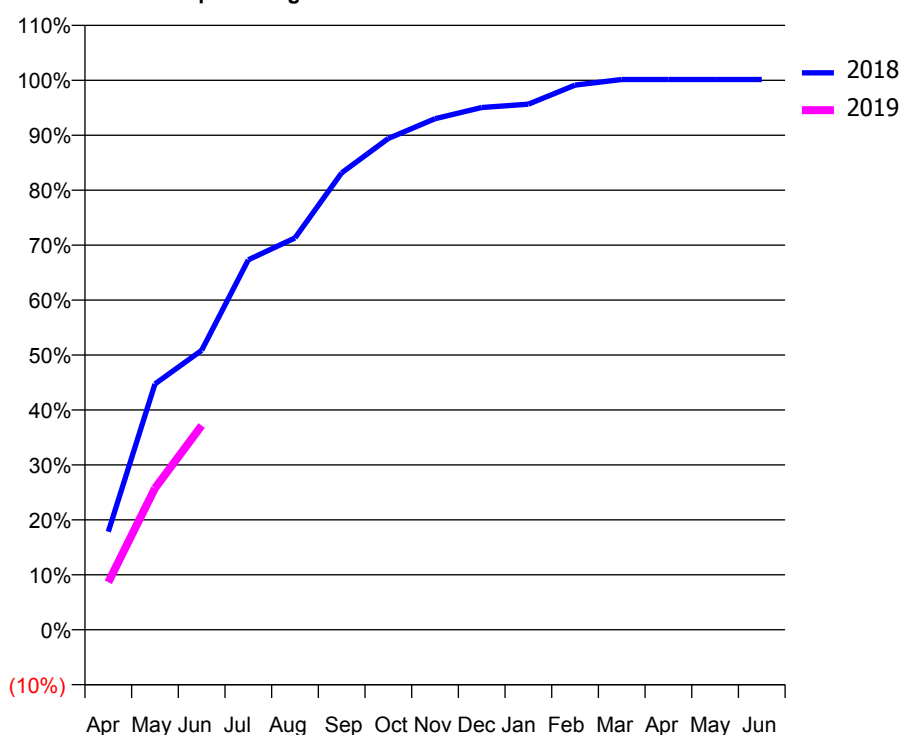
### Q61 - Vital Signs Orthodontic At a Glance Contract Report for 822507/0001 - June 2018

Name or company name	MR Y DANIEL	18/19 Contracted general activity (UDA)	0
Contract type name	PDS Contract	Carry forward general activity (UDA)	0
Purpose of contract	Orthodontic	18/19 Contracted orthodontic activity (UOA)	4,417
Contract start date	01/04/2006	Carry forward orthodontic activity (UOA)	0
Contract end date	31/03/2019	Baseline contract value	£289,647.12

ACCESS	Contract	England and Wales
24 month ratio of assessments to patient IDs	1.02	1.09

ACTIVITY	Contract
Contract assess and fit appliances (case starts) as a percentage of Area Team case starts	1.4 %

Cumulative percentage of contracted UOA delivered 2018 & 2019



Month	Adjusted Scheduled Activity (UOA)		
	2017	2018	2019
April	6	788	382
May	2,331	1,976	1,138
June	2,694	2,246	1,642
July	3,166	2,974	
August	3,533	3,150	
September	3,825	3,673	
October	3,937	3,950	
November	4,114	4,108	
December	4,220	4,198	
January	4,328	4,225	
February	4,396	4,378	
March	4,412	4,424	
April	4,435	4,424	
May	4,435	4,424	
June	4,435	4,423	

#### QUANTITY METRICS (rolling 12 month period)

	Contract Quantity	Contract Base Number	Contract *	Area Team	Region	England
% of all assessments that were assess and fit appliances (case starts)	173	370	46.8%	58.3%	60.3%	60.4%
% of all assessments that were assess and refuse	43	370	11.6%	16.5%	14.0%	11.4%
% of all assessments that were assess and review	154	370	41.6%	25.2%	25.7%	28.3%
% of case starts with a reported IOTN of 3 and Aesthetic Component of 5 or below	0	173	N/A	0.1%	0.1%	0.1%
% of case starts with a reported IOTN of 3 and Aesthetic Component of 6 or above	11	173	6.4%	5.2%	5.6%	4.0%
% of case starts with a reported IOTN of 4	150	173	86.7%	80.6%	79.3%	77.8%
% of case starts with a reported IOTN of 5	10	173	5.8%	13.7%	14.0%	16.7 %
% of concluded courses in receipt of dual-arch fixed appliances	141	165	85.5%	83.6%	78.9%	74.3%
% of concluded courses where treatment was abandoned or discontinued	7	165	4.2%	5.6%	5.6%	6.9%
% of patients satisfied with the treatment they have received	6	7	85.7%	94.8%	93.6%	95.7%

\* Figures in italics indicate that the base number is less than 100.

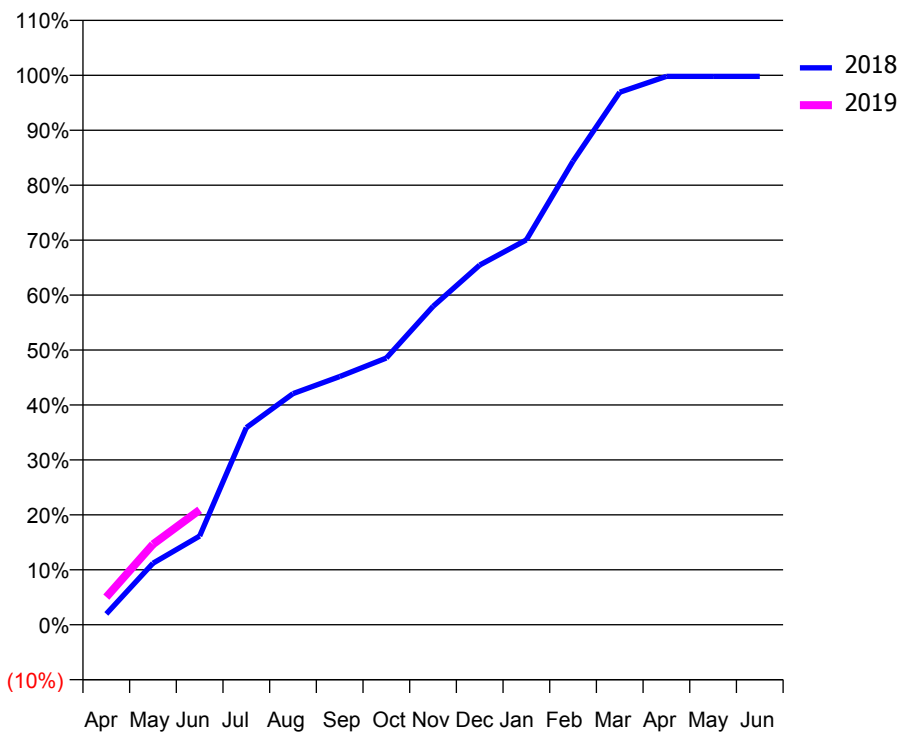
### Q61 - Vital Signs Orthodontic At a Glance Contract Report for 917079/0001 - June 2018

Name or company name	MRS A LEE	18/19 Contracted general activity (UDA)	9,302
Contract type name	GDS Contract	Carry forward general activity (UDA)	0
Purpose of contract	General and Orthodontic	18/19 Contracted orthodontic activity (UOA)	1,353
Contract start date	01/04/2006	Carry forward orthodontic activity (UOA)	0
Contract end date		Baseline contract value	£378,633.04

ACCESS	Contract	England and Wales
24 month ratio of assessments to patient IDs	1.04	1.09

ACTIVITY	Contract
Contract assess and fit appliances (case starts) as a percentage of Area Team case starts	0.5 %

Cumulative percentage of contracted UOA delivered 2018 & 2019



Month	Adjusted Scheduled Activity (UOA)		
	2017	2018	2019
April	40	28	68
May	191	159	198
June	304	229	283
July	421	509	
August	488	597	
September	514	641	
October	698	689	
November	851	822	
December	944	929	
January	1,011	994	
February	1,102	1,197	
March	1,254	1,375	
April	1,339	1,416	
May	1,339	1,416	
June	1,339	1,416	

#### QUANTITY METRICS (rolling 12 month period)

	Contract Quantity	Contract Base Number	Contract *	Area Team	Region	England
% of all assessments that were assess and fit appliances (case starts)	67	132	50.8%	58.3%	60.3%	60.4%
% of all assessments that were assess and refuse	21	132	15.9%	16.5%	14.0%	11.4%
% of all assessments that were assess and review	44	132	33.3%	25.2%	25.7%	28.3%
% of case starts with a reported IOTN of 3 and Aesthetic Component of 5 or below	0	67	<i>N/A</i>	0.1%	0.1%	0.1%
% of case starts with a reported IOTN of 3 and Aesthetic Component of 6 or above	4	67	6.0%	5.2%	5.6%	4.0%
% of case starts with a reported IOTN of 4	48	67	71.6%	80.6%	79.3%	77.8%
% of case starts with a reported IOTN of 5	14	67	20.9%	13.7%	14.0%	16.7 %
% of concluded courses in receipt of dual-arch fixed appliances	0	57	<i>N/A</i>	83.6%	78.9%	74.3%
% of concluded courses where treatment was abandoned or discontinued	3	57	5.3%	5.6%	5.6%	6.9%
% of patients satisfied with the treatment they have received	3	3	100.0%	94.8%	93.6%	95.7%

\* Figures in italics indicate that the base number is less than 100.

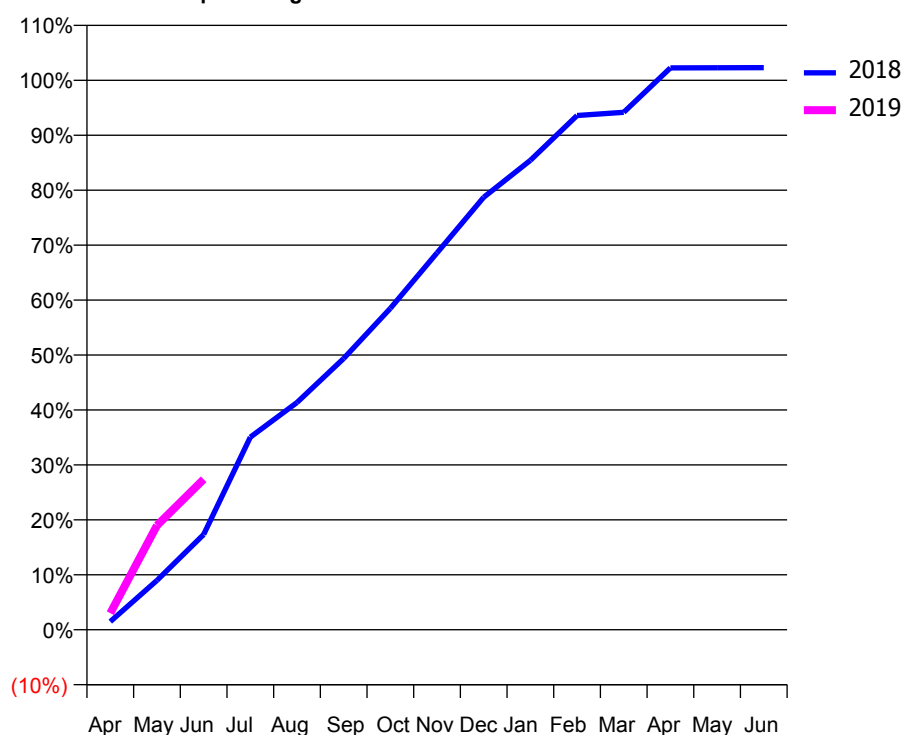
### Q61 - Vital Signs Orthodontic At a Glance Contract Report for 967114/0001 - June 2018

Name or company name	MR A BOU SABA	18/19 Contracted general activity (UDA)	0
Contract type name	PDS Contract	Carry forward general activity (UDA)	0
Purpose of contract	Orthodontic	18/19 Contracted orthodontic activity (UOA)	4,295
Contract start date	24/01/2007	Carry forward orthodontic activity (UOA)	0
Contract end date	31/03/2019	Baseline contract value	£289,095.15

ACCESS	Contract	England and Wales
24 month ratio of assessments to patient IDs	1.02	1.09

ACTIVITY	Contract
Contract assess and fit appliances (case starts) as a percentage of Area Team case starts	1.7 %

Cumulative percentage of contracted UOA delivered 2018 & 2019



Month	Adjusted Scheduled Activity (UOA)		
	2017	2018	2019
April	86	64	130
May	957	386	816
June	1,280	745	1,176
July	1,726	1,506	
August	2,075	1,777	
September	2,314	2,121	
October	2,725	2,512	
November	3,027	2,946	
December	3,335	3,381	
January	3,693	3,669	
February	3,979	4,019	
March	4,148	4,044	
April	4,167	4,392	
May	4,356	4,393	
June	4,356	4,394	

#### QUANTITY METRICS (rolling 12 month period)

	Contract Quantity	Contract Base Number	Contract *	Area Team	Region	England
% of all assessments that were assess and fit appliances (case starts)	218	584	37.3%	58.3%	60.3%	60.4%
% of all assessments that were assess and refuse	143	584	24.5%	16.5%	14.0%	11.4%
% of all assessments that were assess and review	223	584	38.2%	25.2%	25.7%	28.3%
% of case starts with a reported IOTN of 3 and Aesthetic Component of 5 or below	0	218	N/A	0.1%	0.1%	0.1%
% of case starts with a reported IOTN of 3 and Aesthetic Component of 6 or above	20	218	9.2%	5.2%	5.6%	4.0%
% of case starts with a reported IOTN of 4	164	218	75.2%	80.6%	79.3%	77.8%
% of case starts with a reported IOTN of 5	33	218	15.1%	13.7%	14.0%	16.7 %
% of concluded courses in receipt of dual-arch fixed appliances	145	167	86.8%	83.6%	78.9%	74.3%
% of concluded courses where treatment was abandoned or discontinued	20	167	12.0%	5.6%	5.6%	6.9%
% of patients satisfied with the treatment they have received	5	5	100.0%	94.8%	93.6%	95.7%

\* Figures in italics indicate that the base number is less than 100.

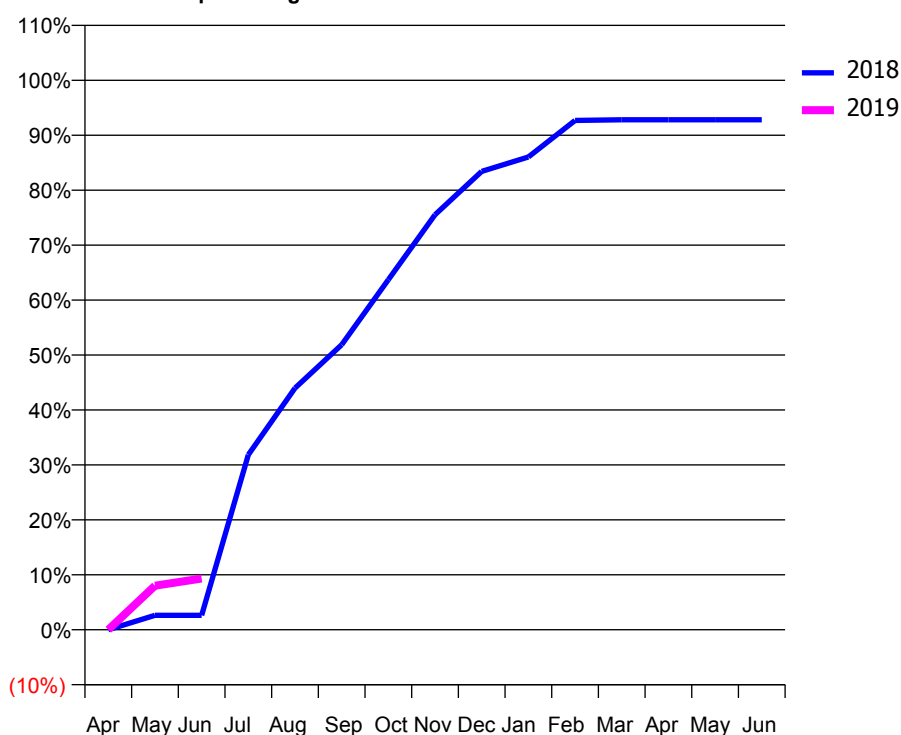
### Q62 - Vital Signs Orthodontic At a Glance Contract Report for 101370/0045 - June 2018

Name or company name	Petrie Tucker & Partners Ltd	18/19 Contracted general activity (UDA)	19,022
Contract type name	GDS Contract	Carry forward general activity (UDA)	0
Purpose of contract	General and Orthodontic	18/19 Contracted orthodontic activity (UOA)	1,598
Contract start date	01/04/2006	Carry forward orthodontic activity (UOA)	0
Contract end date		Baseline contract value	£679,284.54

ACCESS	Contract	England and Wales
24 month ratio of assessments to patient IDs	1.00	1.09

ACTIVITY	Contract
Contract assess and fit appliances (case starts) as a percentage of Area Team case starts	1.2 %

Cumulative percentage of contracted UOA delivered 2018 & 2019



Month	Adjusted Scheduled Activity (UOA)		
	2017	2018	2019
April	0	0	0
May	0	42	128
June	0	42	149
July	420	509	
August	420	703	
September	441	829	
October	546	1,018	
November	798	1,207	
December	903	1,333	
January	1,029	1,375	
February	1,176	1,481	
March	1,176	1,483	
April	1,239	1,483	
May	1,281	1,483	
June	1,281	1,483	

#### QUANTITY METRICS (rolling 12 month period)

	Contract Quantity	Contract Base Number	Contract *	Area Team	Region	England
% of all assessments that were assess and fit appliances (case starts)	76	91	83.5%	75.6%	60.3%	60.4%
% of all assessments that were assess and refuse	8	91	8.8%	8.7%	14.0%	11.4%
% of all assessments that were assess and review	7	91	7.7%	15.7%	25.7%	28.3%
% of case starts with a reported IOTN of 3 and Aesthetic Component of 5 or below	0	76	<i>N/A</i>	0.2%	0.1%	0.1%
% of case starts with a reported IOTN of 3 and Aesthetic Component of 6 or above	8	76	10.5%	6.6%	5.6%	4.0%
% of case starts with a reported IOTN of 4	66	76	86.8%	75.0%	79.3%	77.8%
% of case starts with a reported IOTN of 5	2	76	2.6%	16.2%	14.0%	16.7 %
% of concluded courses in receipt of dual-arch fixed appliances	12	20	60.0%	78.9%	78.9%	74.3%
% of concluded courses where treatment was abandoned or discontinued	4	20	20.0%	5.4%	5.6%	6.9%
% of patients satisfied with the treatment they have received	6	6	100.0%	89.2%	93.6%	95.7%

\* Figures in italics indicate that the base number is less than 100.



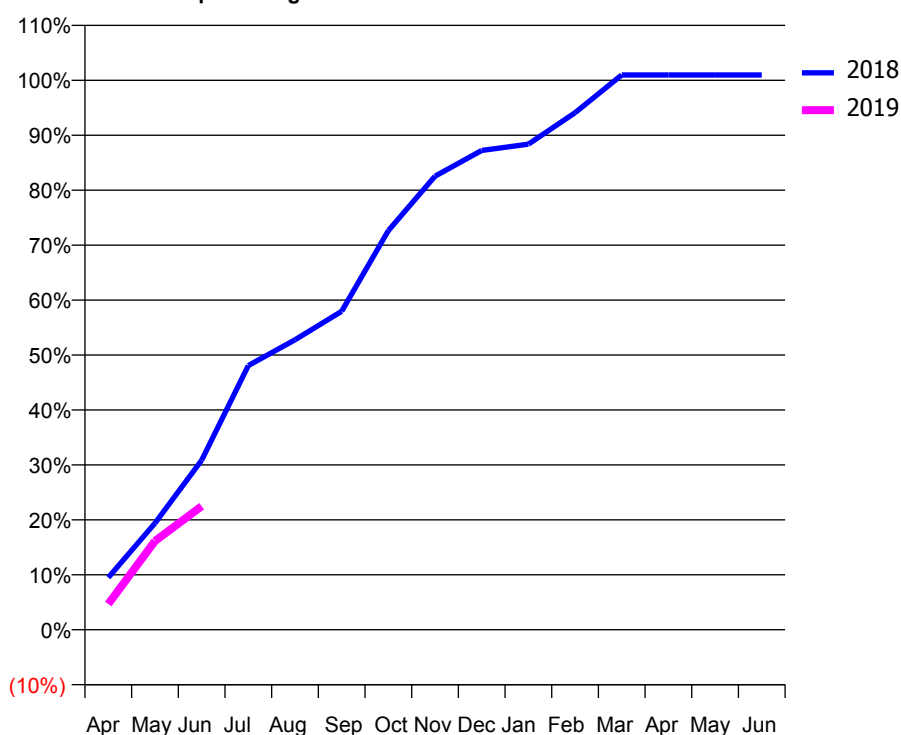
### Q62 - Vital Signs Orthodontic At a Glance Contract Report for 163805/0001 - June 2018

Name or company name	Julian Konviser Limited	18/19 Contracted general activity (UDA)	0
Contract type name	PDS Contract	Carry forward general activity (UDA)	0
Purpose of contract	Orthodontic	18/19 Contracted orthodontic activity (UOA)	4,033
Contract start date	01/10/2014	Carry forward orthodontic activity (UOA)	0
Contract end date	31/03/2019	Baseline contract value	£271,436.55

ACCESS	Contract	England and Wales
24 month ratio of assessments to patient IDs	1.00	1.09

ACTIVITY	Contract
Contract assess and fit appliances (case starts) as a percentage of Area Team case starts	2.9 %

Cumulative percentage of contracted UOA delivered 2018 & 2019



Month	Adjusted Scheduled Activity (UOA)		
	2017	2018	2019
April	32	383	189
May	1,153	782	651
June	1,514	1,244	907
July	1,682	1,939	
August	1,871	2,128	
September	2,543	2,338	
October	3,089	2,930	
November	3,404	3,329	
December	3,719	3,518	
January	3,824	3,564	
February	3,992	3,795	
March	4,059	4,072	
April	4,059	4,072	
May	4,059	4,072	
June	4,059	4,072	

#### QUANTITY METRICS (rolling 12 month period)

	Contract Quantity	Contract Base Number	Contract *	Area Team	Region	England
% of all assessments that were assess and fit appliances (case starts)	181	181	100.0%	75.6%	60.3%	60.4%
% of all assessments that were assess and refuse	0	181	0.0%	8.7%	14.0%	11.4%
% of all assessments that were assess and review	0	181	0.0%	15.7%	25.7%	28.3%
% of case starts with a reported IOTN of 3 and Aesthetic Component of 5 or below	0	181	N/A	0.2%	0.1%	0.1%
% of case starts with a reported IOTN of 3 and Aesthetic Component of 6 or above	3	181	1.7%	6.6%	5.6%	4.0%
% of case starts with a reported IOTN of 4	139	181	76.8%	75.0%	79.3%	77.8%
% of case starts with a reported IOTN of 5	39	181	21.5%	16.2%	14.0%	16.7%
% of concluded courses in receipt of dual-arch fixed appliances	93	198	47.0%	78.9%	78.9%	74.3%
% of concluded courses where treatment was abandoned or discontinued	10	198	5.1%	5.4%	5.6%	6.9%
% of patients satisfied with the treatment they have received	7	10	70.0%	89.2%	93.6%	95.7%

\* Figures in italics indicate that the base number is less than 100.

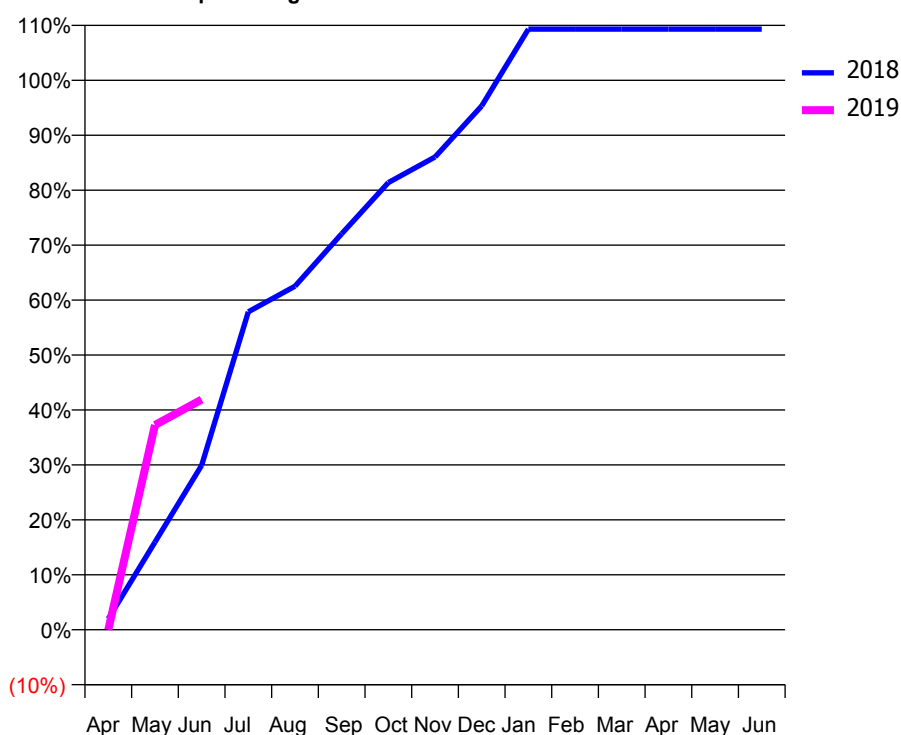
### Q62 - Vital Signs Orthodontic At a Glance Contract Report for 180505/0001 - June 2018

Name or company name	A Patel, K Patel, G Pathmanathan	18/19 Contracted general activity (UDA)	27,409
Contract type name	GDS Contract	Carry forward general activity (UDA)	0
Purpose of contract	General and Orthodontic	18/19 Contracted orthodontic activity (UOA)	451
Contract start date	01/08/2015	Carry forward orthodontic activity (UOA)	0
Contract end date		Baseline contract value	£902,585.47

ACCESS	Contract	England and Wales
24 month ratio of assessments to patient IDs	1.02	1.09

ACTIVITY	Contract
Contract assess and fit appliances (case starts) as a percentage of Area Team case starts	0.4 %

Cumulative percentage of contracted UOA delivered 2018 & 2019



Month	Adjusted Scheduled Activity (UOA)		
	2017	2018	2019
April	9	9	0
May	31	72	168
June	31	135	189
July	57	261	
August	99	282	
September	103	325	
October	208	367	
November	292	388	
December	334	430	
January	376	493	
February	439	493	
March	460	493	
April	460	493	
May	460	493	
June	460	493	

#### QUANTITY METRICS (rolling 12 month period)

	Contract Quantity	Contract Base Number	Contract *	Area Team	Region	England
% of all assessments that were assess and fit appliances (case starts)	26	27	96.3%	75.6%	60.3%	60.4%
% of all assessments that were assess and refuse	0	27	0.0%	8.7%	14.0%	11.4%
% of all assessments that were assess and review	1	27	3.7%	15.7%	25.7%	28.3%
% of case starts with a reported IOTN of 3 and Aesthetic Component of 5 or below	0	26	N/A	0.2%	0.1%	0.1%
% of case starts with a reported IOTN of 3 and Aesthetic Component of 6 or above	0	26	N/A	6.6%	5.6%	4.0%
% of case starts with a reported IOTN of 4	22	26	84.6%	75.0%	79.3%	77.8%
% of case starts with a reported IOTN of 5	4	26	15.4%	16.2%	14.0%	16.7%
% of concluded courses in receipt of dual-arch fixed appliances	5	7	71.4%	78.9%	78.9%	74.3%
% of concluded courses where treatment was abandoned or discontinued	2	7	28.6%	5.4%	5.6%	6.9%
% of patients satisfied with the treatment they have received	2	2	100.0%	89.2%	93.6%	95.7%

\* Figures in italics indicate that the base number is less than 100.

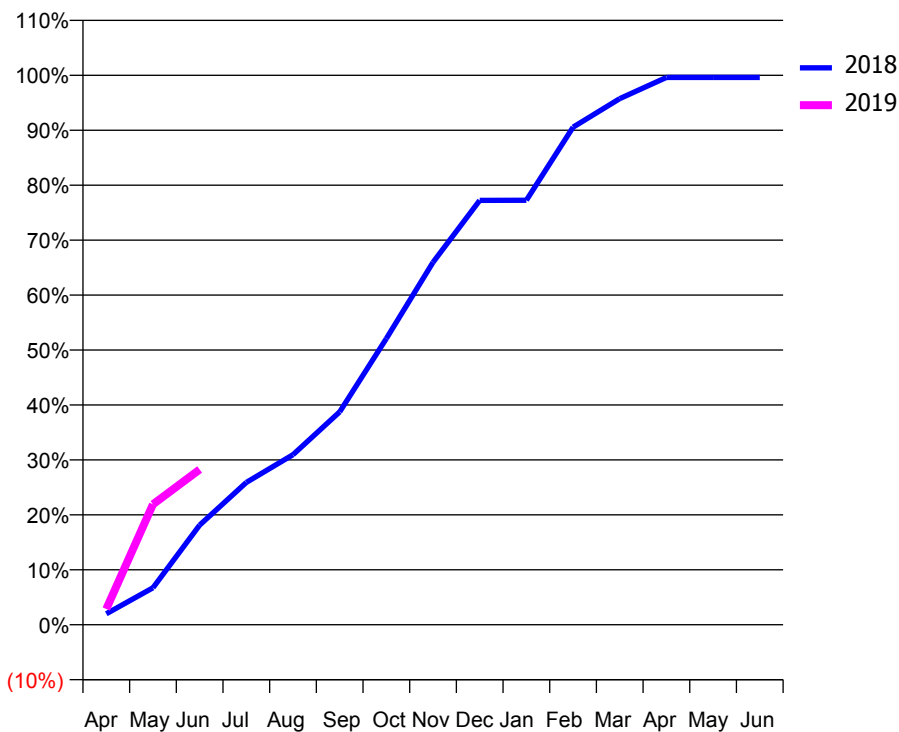
### Q62 - Vital Signs Orthodontic At a Glance Contract Report for 182680/0001 - June 2018

Name or company name	Inspire Dental Southall Ltd	18/19 Contracted general activity (UDA)	54,717
Contract type name	GDS Contract	Carry forward general activity (UDA)	0
Purpose of contract	General and Orthodontic	18/19 Contracted orthodontic activity (UOA)	3,640
Contract start date	01/05/2007	Carry forward orthodontic activity (UOA)	0
Contract end date		Baseline contract value	£1,691,646.95

ACCESS	Contract	England and Wales
24 month ratio of assessments to patient IDs	1.04	1.09

ACTIVITY	Contract
Contract assess and fit appliances (case starts) as a percentage of Area Team case starts	3.0 %

Cumulative percentage of contracted UOA delivered 2018 & 2019



Month	Adjusted Scheduled Activity (UOA)		
	2017	2018	2019
April	289	73	105
May	878	245	798
June	991	660	1,029
July	1,318	943	
August	1,588	1,127	
September	1,762	1,410	
October	1,961	1,896	
November	2,160	2,401	
December	2,778	2,811	
January	2,870	2,812	
February	3,172	3,296	
March	3,676	3,485	
April	3,686	3,626	
May	3,807	3,626	
June	3,807	3,626	

#### QUANTITY METRICS (rolling 12 month period)

	Contract Quantity	Contract Base Number	Contract *	Area Team	Region	England
% of all assessments that were assess and fit appliances (case starts)	190	279	68.1%	75.6%	60.3%	60.4%
% of all assessments that were assess and refuse	85	279	30.5%	8.7%	14.0%	11.4%
% of all assessments that were assess and review	4	279	1.4%	15.7%	25.7%	28.3%
% of case starts with a reported IOTN of 3 and Aesthetic Component of 5 or below	0	190	N/A	0.2%	0.1%	0.1%
% of case starts with a reported IOTN of 3 and Aesthetic Component of 6 or above	0	190	N/A	6.6%	5.6%	4.0%
% of case starts with a reported IOTN of 4	164	190	86.3%	75.0%	79.3%	77.8%
% of case starts with a reported IOTN of 5	25	190	13.2%	16.2%	14.0%	16.7%
% of concluded courses in receipt of dual-arch fixed appliances	0	180	N/A	78.9%	78.9%	74.3%
% of concluded courses where treatment was abandoned or discontinued	23	180	12.8%	5.4%	5.6%	6.9%
% of patients satisfied with the treatment they have received	3	3	100.0%	89.2%	93.6%	95.7%

\* Figures in italics indicate that the base number is less than 100.

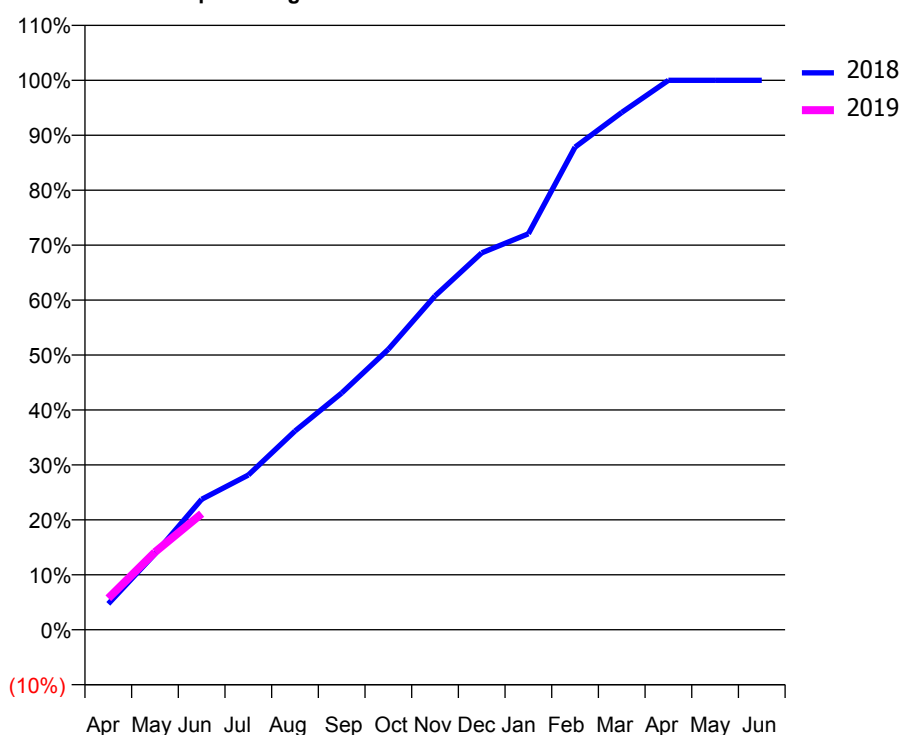
### Q62 - Vital Signs Orthodontic At a Glance Contract Report for 195723/0001 - June 2018

Name or company name	Ealing Dental Specialists Ltd	18/19 Contracted general activity (UDA)	0
Contract type name	PDS Contract	Carry forward general activity (UDA)	0
Purpose of contract	Orthodontic	18/19 Contracted orthodontic activity (UOA)	15,353
Contract start date	01/07/2014	Carry forward orthodontic activity (UOA)	0
Contract end date	31/03/2019	Baseline contract value	£956,082.61

ACCESS	Contract	England and Wales
24 month ratio of assessments to patient IDs	1.03	1.09

ACTIVITY	Contract
Contract assess and fit appliances (case starts) as a percentage of Area Team case starts	11.7 %

Cumulative percentage of contracted UOA delivered 2018 & 2019



Month	Adjusted Scheduled Activity (UOA)		
	2017	2018	2019
April	1,503	723	882
May	2,676	2,121	2,171
June	3,298	3,646	3,242
July	4,784	4,324	
August	6,531	5,552	
September	8,153	6,614	
October	8,768	7,837	
November	9,626	9,329	
December	10,361	10,532	
January	11,246	11,065	
February	12,257	13,487	
March	14,132	14,453	
April	15,353	15,353	
May	15,353	15,353	
June	15,357	15,353	

#### QUANTITY METRICS (rolling 12 month period)

	Contract Quantity	Contract Base Number	Contract *	Area Team	Region	England
% of all assessments that were assess and fit appliances (case starts)	730	835	87.4%	75.6%	60.3%	60.4%
% of all assessments that were assess and refuse	86	835	10.3%	8.7%	14.0%	11.4%
% of all assessments that were assess and review	19	835	2.3%	15.7%	25.7%	28.3%
% of case starts with a reported IOTN of 3 and Aesthetic Component of 5 or below	0	730	N/A	0.2%	0.1%	0.1%
% of case starts with a reported IOTN of 3 and Aesthetic Component of 6 or above	5	730	0.7%	6.6%	5.6%	4.0%
% of case starts with a reported IOTN of 4	565	730	77.4%	75.0%	79.3%	77.8%
% of case starts with a reported IOTN of 5	160	730	21.9%	16.2%	14.0%	16.7 %
% of concluded courses in receipt of dual-arch fixed appliances	561	602	93.2%	78.9%	78.9%	74.3%
% of concluded courses where treatment was abandoned or discontinued	23	602	3.8%	5.4%	5.6%	6.9%
% of patients satisfied with the treatment they have received	18	19	94.7%	89.2%	93.6%	95.7%

\* Figures in italics indicate that the base number is less than 100.

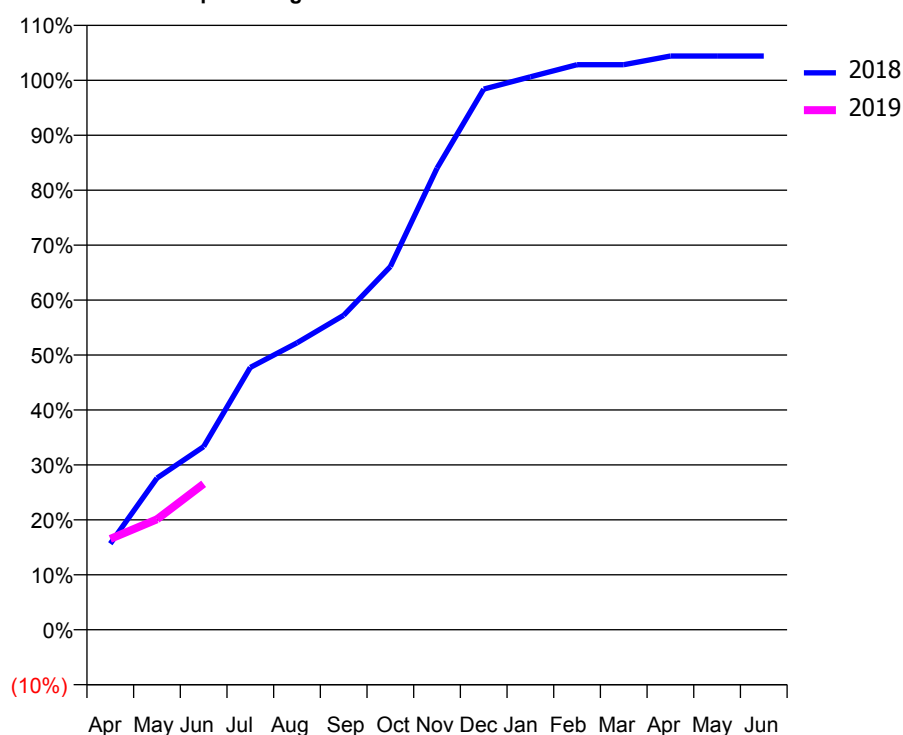
### Q62 - Vital Signs Orthodontic At a Glance Contract Report for 653233/0002 - June 2018

Name or company name	MRS F CAMPBELL-BARR	18/19 Contracted general activity (UDA)	0
Contract type name	PDS Contract	Carry forward general activity (UDA)	0
Purpose of contract	Orthodontic	18/19 Contracted orthodontic activity (UOA)	3,000
Contract start date	10/01/2010	Carry forward orthodontic activity (UOA)	0
Contract end date	31/03/2019	Baseline contract value	£196,746.84

ACCESS	Contract	England and Wales
24 month ratio of assessments to patient IDs	1.08	1.09

ACTIVITY	Contract
Contract assess and fit appliances (case starts) as a percentage of Area Team case starts	2.1 %

Cumulative percentage of contracted UOA delivered 2018 & 2019



Month	Adjusted Scheduled Activity (UOA)		
	2017	2018	2019
April	60	470	496
May	60	828	603
June	60	1,000	797
July	144	1,432	
August	421	1,566	
September	421	1,717	
October	1,542	1,983	
November	2,092	2,520	
December	2,369	2,952	
January	2,604	3,019	
February	3,007	3,085	
March	3,028	3,085	
April	3,049	3,132	
May	3,049	3,132	
June	3,050	3,132	

#### QUANTITY METRICS (rolling 12 month period)

	Contract Quantity	Contract Base Number	Contract *	Area Team	Region	England
% of all assessments that were assess and fit appliances (case starts)	134	262	51.1%	75.6%	60.3%	60.4%
% of all assessments that were assess and refuse	6	262	2.3%	8.7%	14.0%	11.4%
% of all assessments that were assess and review	122	262	46.6%	15.7%	25.7%	28.3%
% of case starts with a reported IOTN of 3 and Aesthetic Component of 5 or below	0	134	N/A	0.2%	0.1%	0.1%
% of case starts with a reported IOTN of 3 and Aesthetic Component of 6 or above	8	134	6.0%	6.6%	5.6%	4.0%
% of case starts with a reported IOTN of 4	123	134	91.8%	75.0%	79.3%	77.8%
% of case starts with a reported IOTN of 5	3	134	2.2%	16.2%	14.0%	16.7 %
% of concluded courses in receipt of dual-arch fixed appliances	0	123	N/A	78.9%	78.9%	74.3%
% of concluded courses where treatment was abandoned or discontinued	4	123	3.3%	5.4%	5.6%	6.9%
% of patients satisfied with the treatment they have received	3	3	100.0%	89.2%	93.6%	95.7%

\* Figures in italics indicate that the base number is less than 100.

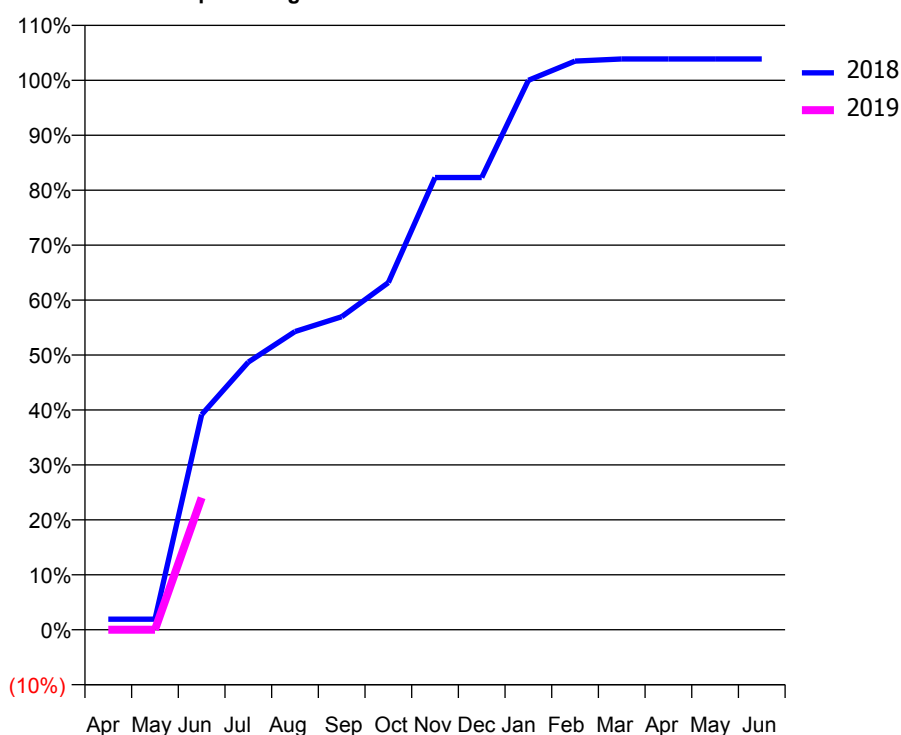
### Q62 - Vital Signs Orthodontic At a Glance Contract Report for 740489/0001 - June 2018

Name or company name	MR TS CHEEMA	18/19 Contracted general activity (UDA)	6,236
Contract type name	GDS Contract	Carry forward general activity (UDA)	0
Purpose of contract	General and Orthodontic	18/19 Contracted orthodontic activity (UOA)	774
Contract start date	01/04/2006	Carry forward orthodontic activity (UOA)	0
Contract end date		Baseline contract value	£205,540.09

ACCESS	Contract	England and Wales
24 month ratio of assessments to patient IDs	1.18	1.09

ACTIVITY	Contract
Contract assess and fit appliances (case starts) as a percentage of Area Team case starts	0.5 %

Cumulative percentage of contracted UOA delivered 2018 & 2019



Month	Adjusted Scheduled Activity (UOA)		
	2017	2018	2019
April	15	15	0
May	15	15	0
June	172	303	186
July	238	377	
August	238	420	
September	315	441	
October	316	489	
November	541	637	
December	541	637	
January	667	774	
February	759	801	
March	781	804	
April	804	804	
May	805	804	
June	805	804	

#### QUANTITY METRICS (rolling 12 month period)

	Contract Quantity	Contract Base Number	Contract *	Area Team	Region	England
% of all assessments that were assess and fit appliances (case starts)	30	108	27.8%	75.6%	60.3%	60.4%
% of all assessments that were assess and refuse	7	108	6.5%	8.7%	14.0%	11.4%
% of all assessments that were assess and review	71	108	65.7%	15.7%	25.7%	28.3%
% of case starts with a reported IOTN of 3 and Aesthetic Component of 5 or below	0	30	<i>N/A</i>	0.2%	0.1%	0.1%
% of case starts with a reported IOTN of 3 and Aesthetic Component of 6 or above	0	30	<i>N/A</i>	6.6%	5.6%	4.0%
% of case starts with a reported IOTN of 4	17	30	56.7%	75.0%	79.3%	77.8%
% of case starts with a reported IOTN of 5	1	30	3.3%	16.2%	14.0%	16.7%
% of concluded courses in receipt of dual-arch fixed appliances	0	52	<i>N/A</i>	78.9%	78.9%	74.3%
% of concluded courses where treatment was abandoned or discontinued	2	52	3.8%	5.4%	5.6%	6.9%
% of patients satisfied with the treatment they have received	0	0	<i>N/A</i>	89.2%	93.6%	95.7%

\* Figures in italics indicate that the base number is less than 100.

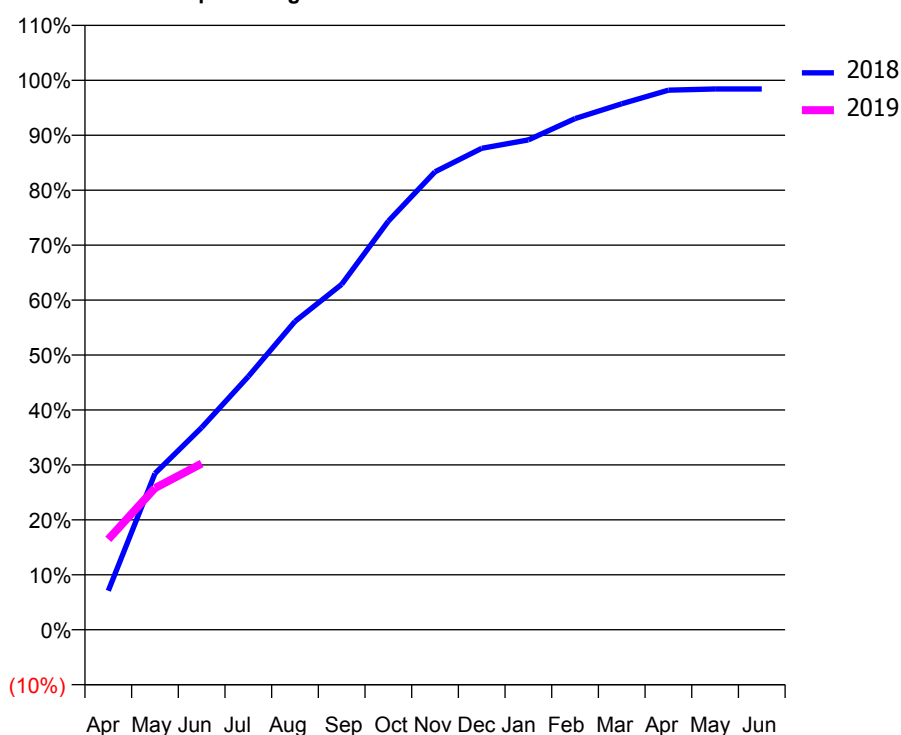
### Q62 - Vital Signs Orthodontic At a Glance Contract Report for 741590/0001 - June 2018

Name or company name	MISS FJ MILLEN	18/19 Contracted general activity (UDA)	0
Contract type name	PDS Contract	Carry forward general activity (UDA)	0
Purpose of contract	Orthodontic	18/19 Contracted orthodontic activity (UOA)	7,040
Contract start date	01/04/2006	Carry forward orthodontic activity (UOA)	0
Contract end date	31/03/2019	Baseline contract value	£446,983.77

ACCESS	Contract	England and Wales
24 month ratio of assessments to patient IDs	1.00	1.09

ACTIVITY	Contract
Contract assess and fit appliances (case starts) as a percentage of Area Team case starts	5.0 %

Cumulative percentage of contracted UOA delivered 2018 & 2019



Month	Adjusted Scheduled Activity (UOA)		
	2017	2018	2019
April	-153	499	1,159
May	773	2,003	1,815
June	1,361	2,591	2,130
July	2,319	3,246	
August	2,775	3,951	
September	3,495	4,425	
October	3,970	5,236	
November	4,652	5,868	
December	5,261	6,169	
January	5,807	6,276	
February	6,249	6,549	
March	6,564	6,739	
April	6,901	6,913	
May	6,930	6,929	
June	6,930	6,929	

#### QUANTITY METRICS (rolling 12 month period)

	Contract Quantity	Contract Base Number	Contract *	Area Team	Region	England
% of all assessments that were assess and fit appliances (case starts)	312	376	83.0%	75.6%	60.3%	60.4%
% of all assessments that were assess and refuse	60	376	16.0%	8.7%	14.0%	11.4%
% of all assessments that were assess and review	4	376	1.1%	15.7%	25.7%	28.3%
% of case starts with a reported IOTN of 3 and Aesthetic Component of 5 or below	0	312	N/A	0.2%	0.1%	0.1%
% of case starts with a reported IOTN of 3 and Aesthetic Component of 6 or above	41	312	13.1%	6.6%	5.6%	4.0%
% of case starts with a reported IOTN of 4	229	312	73.4%	75.0%	79.3%	77.8%
% of case starts with a reported IOTN of 5	42	312	13.5%	16.2%	14.0%	16.7 %
% of concluded courses in receipt of dual-arch fixed appliances	296	345	85.8%	78.9%	78.9%	74.3%
% of concluded courses where treatment was abandoned or discontinued	33	345	9.6%	5.4%	5.6%	6.9%
% of patients satisfied with the treatment they have received	6	6	100.0%	89.2%	93.6%	95.7%

\* Figures in italics indicate that the base number is less than 100.

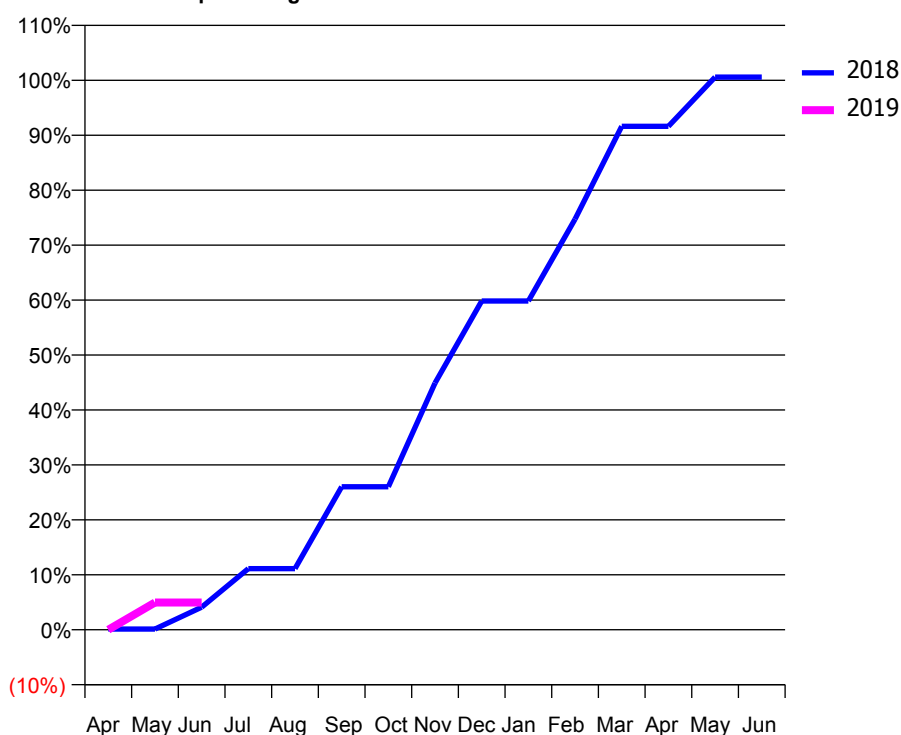
### Q62 - Vital Signs Orthodontic At a Glance Contract Report for 754382/0001 - June 2018

Name or company name	MISS M MOKHBER	18/19 Contracted general activity (UDA)	0
Contract type name	PDS Contract	Carry forward general activity (UDA)	0
Purpose of contract	Orthodontic	18/19 Contracted orthodontic activity (UOA)	2,113
Contract start date	01/04/2006	Carry forward orthodontic activity (UOA)	0
Contract end date	31/03/2019	Baseline contract value	£138,557.47

ACCESS	Contract	England and Wales
24 month ratio of assessments to patient IDs	1.00	1.09

ACTIVITY	Contract
Contract assess and fit appliances (case starts) as a percentage of Area Team case starts	1.6 %

Cumulative percentage of contracted UOA delivered 2018 & 2019



Month	Adjusted Scheduled Activity (UOA)		
	2017	2018	2019
April	-55	3	0
May	-55	3	105
June	-55	87	105
July	173	235	
August	279	235	
September	428	550	
October	605	550	
November	873	949	
December	1,266	1,264	
January	1,266	1,264	
February	1,569	1,579	
March	1,695	1,936	
April	2,116	1,936	
May	2,116	2,125	
June	2,116	2,125	

#### QUANTITY METRICS (rolling 12 month period)

	Contract Quantity	Contract Base Number	Contract *	Area Team	Region	England
% of all assessments that were assess and fit appliances (case starts)	102	103	99.0%	75.6%	60.3%	60.4%
% of all assessments that were assess and refuse	1	103	1.0%	8.7%	14.0%	11.4%
% of all assessments that were assess and review	0	103	0.0%	15.7%	25.7%	28.3%
% of case starts with a reported IOTN of 3 and Aesthetic Component of 5 or below	0	102	N/A	0.2%	0.1%	0.1%
% of case starts with a reported IOTN of 3 and Aesthetic Component of 6 or above	1	102	1.0%	6.6%	5.6%	4.0%
% of case starts with a reported IOTN of 4	71	102	69.6%	75.0%	79.3%	77.8%
% of case starts with a reported IOTN of 5	30	102	29.4%	16.2%	14.0%	16.7 %
% of concluded courses in receipt of dual-arch fixed appliances	82	82	100.0%	78.9%	78.9%	74.3%
% of concluded courses where treatment was abandoned or discontinued	0	82	0.0%	5.4%	5.6%	6.9%
% of patients satisfied with the treatment they have received	0	0	N/A	89.2%	93.6%	95.7%

\* Figures in italics indicate that the base number is less than 100.



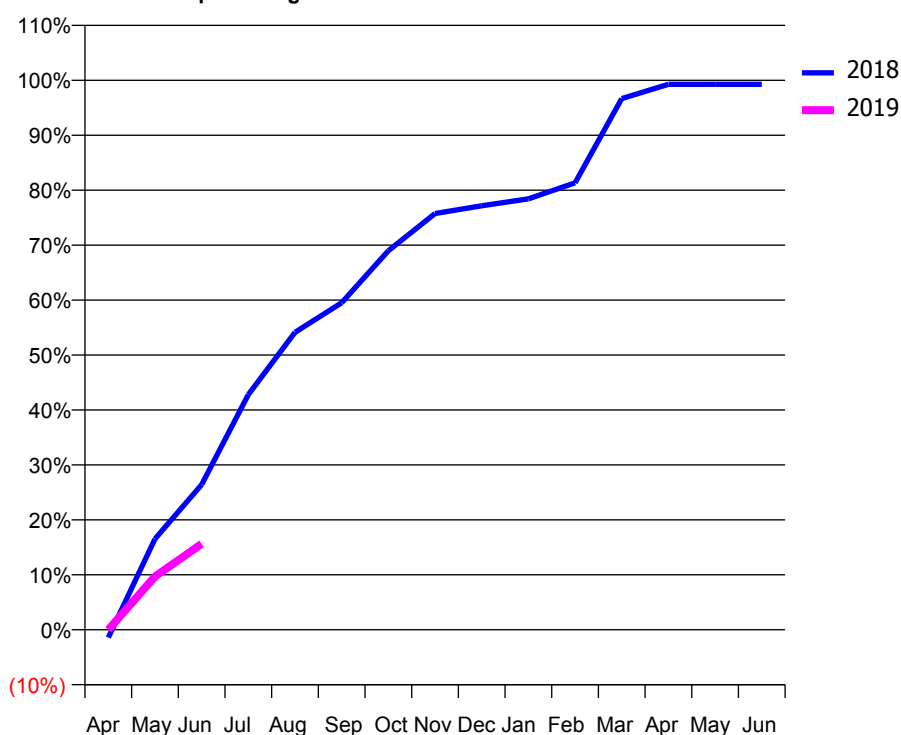
### Q62 - Vital Signs Orthodontic At a Glance Contract Report for 763950/0003 - June 2018

Name or company name	Northbridge Ortho Ltd	18/19 Contracted general activity (UDA)	0
Contract type name	PDS Contract	Carry forward general activity (UDA)	0
Purpose of contract	Orthodontic	18/19 Contracted orthodontic activity (UOA)	1,650
Contract start date	01/06/2008	Carry forward orthodontic activity (UOA)	0
Contract end date	31/03/2019	Baseline contract value	£111,468.59

ACCESS	Contract	England and Wales
24 month ratio of assessments to patient IDs	1.02	1.09

ACTIVITY	Contract
Contract assess and fit appliances (case starts) as a percentage of Area Team case starts	1.1 %

Cumulative percentage of contracted UOA delivered 2018 & 2019



Month	Adjusted Scheduled Activity (UOA)		
	2017	2018	2019
April	53	-24	0
May	184	273	160
June	338	436	258
July	646	706	
August	739	893	
September	924	982	
October	1,121	1,138	
November	1,311	1,250	
December	1,312	1,273	
January	1,338	1,294	
February	1,457	1,342	
March	1,583	1,595	
April	1,625	1,638	
May	1,625	1,638	
June	1,625	1,638	

#### QUANTITY METRICS (rolling 12 month period)

	Contract Quantity	Contract Base Number	Contract *	Area Team	Region	England
% of all assessments that were assess and fit appliances (case starts)	67	154	43.5%	75.6%	60.3%	60.4%
% of all assessments that were assess and refuse	12	154	7.8%	8.7%	14.0%	11.4%
% of all assessments that were assess and review	75	154	48.7%	15.7%	25.7%	28.3%
% of case starts with a reported IOTN of 3 and Aesthetic Component of 5 or below	0	67	<i>N/A</i>	0.2%	0.1%	0.1%
% of case starts with a reported IOTN of 3 and Aesthetic Component of 6 or above	0	67	<i>N/A</i>	6.6%	5.6%	4.0%
% of case starts with a reported IOTN of 4	60	67	89.6%	75.0%	79.3%	77.8%
% of case starts with a reported IOTN of 5	6	67	9.0%	16.2%	14.0%	16.7 %
% of concluded courses in receipt of dual-arch fixed appliances	55	61	90.2%	78.9%	78.9%	74.3%
% of concluded courses where treatment was abandoned or discontinued	3	61	4.9%	5.4%	5.6%	6.9%
% of patients satisfied with the treatment they have received	1	1	100.0%	89.2%	93.6%	95.7%

\* Figures in italics indicate that the base number is less than 100.

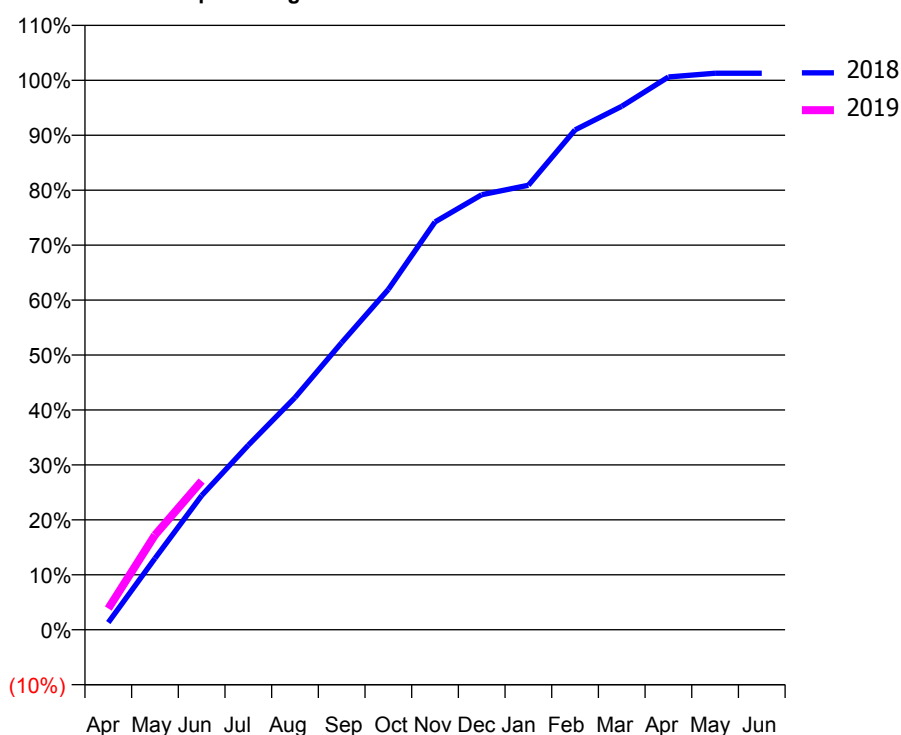
### Q62 - Vital Signs Orthodontic At a Glance Contract Report for 763950/0004 - June 2018

Name or company name	Northbridge Ortho Ltd	18/19 Contracted general activity (UDA)	0
Contract type name	PDS Contract	Carry forward general activity (UDA)	0
Purpose of contract	Orthodontic	18/19 Contracted orthodontic activity (UOA)	6,552
Contract start date	01/06/2008	Carry forward orthodontic activity (UOA)	0
Contract end date	31/03/2019	Baseline contract value	£442,662.32

ACCESS	Contract	England and Wales
24 month ratio of assessments to patient IDs	1.06	1.09

ACTIVITY	Contract
Contract assess and fit appliances (case starts) as a percentage of Area Team case starts	5.0 %

Cumulative percentage of contracted UOA delivered 2018 & 2019



Month	Adjusted Scheduled Activity (UOA)		
	2017	2018	2019
April	147	86	253
May	719	851	1,129
June	989	1,601	1,773
July	1,769	2,201	
August	2,564	2,769	
September	3,002	3,424	
October	3,484	4,058	
November	4,403	4,863	
December	5,072	5,188	
January	5,156	5,300	
February	5,951	5,960	
March	6,509	6,242	
April	6,617	6,592	
May	6,617	6,635	
June	6,617	6,635	

#### QUANTITY METRICS (rolling 12 month period)

	Contract Quantity	Contract Base Number	Contract *	Area Team	Region	England
% of all assessments that were assess and fit appliances (case starts)	315	544	57.9%	75.6%	60.3%	60.4%
% of all assessments that were assess and refuse	35	544	6.4%	8.7%	14.0%	11.4%
% of all assessments that were assess and review	194	544	35.7%	15.7%	25.7%	28.3%
% of case starts with a reported IOTN of 3 and Aesthetic Component of 5 or below	0	315	N/A	0.2%	0.1%	0.1%
% of case starts with a reported IOTN of 3 and Aesthetic Component of 6 or above	2	315	0.6%	6.6%	5.6%	4.0%
% of case starts with a reported IOTN of 4	269	315	85.4%	75.0%	79.3%	77.8%
% of case starts with a reported IOTN of 5	38	315	12.1%	16.2%	14.0%	16.7%
% of concluded courses in receipt of dual-arch fixed appliances	246	272	90.4%	78.9%	78.9%	74.3%
% of concluded courses where treatment was abandoned or discontinued	15	272	5.5%	5.4%	5.6%	6.9%
% of patients satisfied with the treatment they have received	9	9	100.0%	89.2%	93.6%	95.7%

\* Figures in italics indicate that the base number is less than 100.

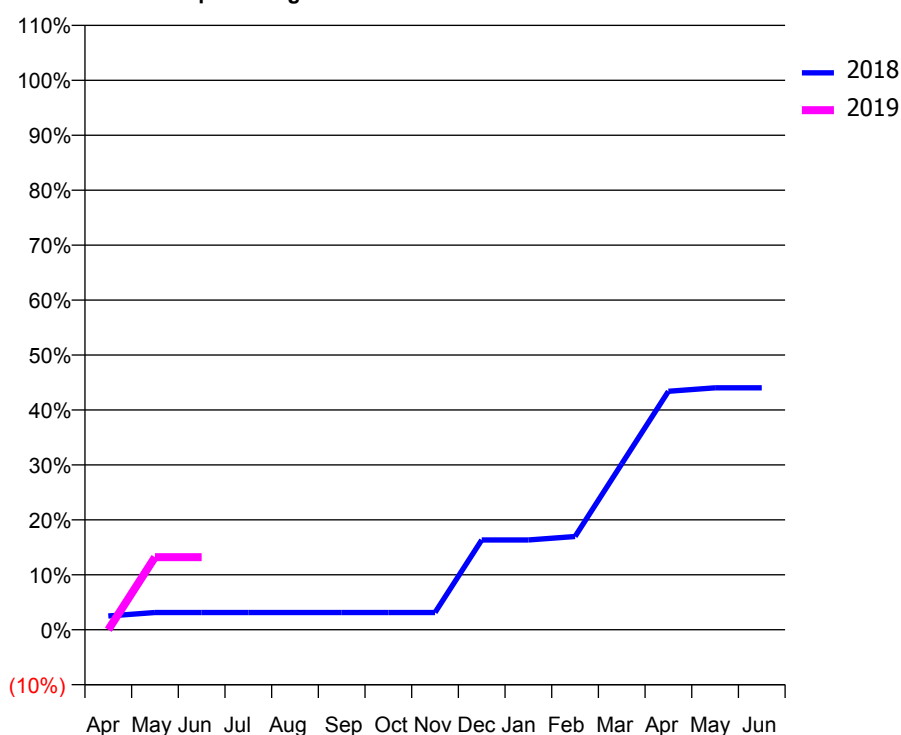
### Q62 - Vital Signs Orthodontic At a Glance Contract Report for 812196/0001 - June 2018

Name or company name	MISS JP WATKINS	18/19 Contracted general activity (UDA)	1,719
Contract type name	GDS Contract	Carry forward general activity (UDA)	0
Purpose of contract	General and Orthodontic	18/19 Contracted orthodontic activity (UOA)	159
Contract start date	01/04/2006	Carry forward orthodontic activity (UOA)	0
Contract end date		Baseline contract value	£51,051.05

ACCESS	Contract	England and Wales
24 month ratio of assessments to patient IDs	1.00	1.09

ACTIVITY	Contract
Contract assess and fit appliances (case starts) as a percentage of Area Team case starts	0.1 %

Cumulative percentage of contracted UOA delivered 2018 & 2019



Month	Adjusted Scheduled Activity (UOA)		
	2017	2018	2019
April	-7	4	0
May	-7	5	21
June	-7	5	21
July	-7	5	
August	-7	5	
September	-7	5	
October	-7	5	
November	-7	5	
December	-7	26	
January	-7	26	
February	-7	27	
March	-7	48	
April	-7	69	
May	-7	70	
June	-7	70	

#### QUANTITY METRICS (rolling 12 month period)

	Contract Quantity	Contract Base Number	Contract *	Area Team	Region	England
% of all assessments that were assess and fit appliances (case starts)	4	6	66.7%	75.6%	60.3%	60.4%
% of all assessments that were assess and refuse	1	6	16.7%	8.7%	14.0%	11.4%
% of all assessments that were assess and review	1	6	16.7%	15.7%	25.7%	28.3%
% of case starts with a reported IOTN of 3 and Aesthetic Component of 5 or below	0	4	N/A	0.2%	0.1%	0.1%
% of case starts with a reported IOTN of 3 and Aesthetic Component of 6 or above	0	4	N/A	6.6%	5.6%	4.0%
% of case starts with a reported IOTN of 4	4	4	100.0%	75.0%	79.3%	77.8%
% of case starts with a reported IOTN of 5	0	4	N/A	16.2%	14.0%	16.7 %
% of concluded courses in receipt of dual-arch fixed appliances	0	1	N/A	78.9%	78.9%	74.3%
% of concluded courses where treatment was abandoned or discontinued	1	1	100.0%	5.4%	5.6%	6.9%
% of patients satisfied with the treatment they have received	0	0	N/A	89.2%	93.6%	95.7%

\* Figures in italics indicate that the base number is less than 100.

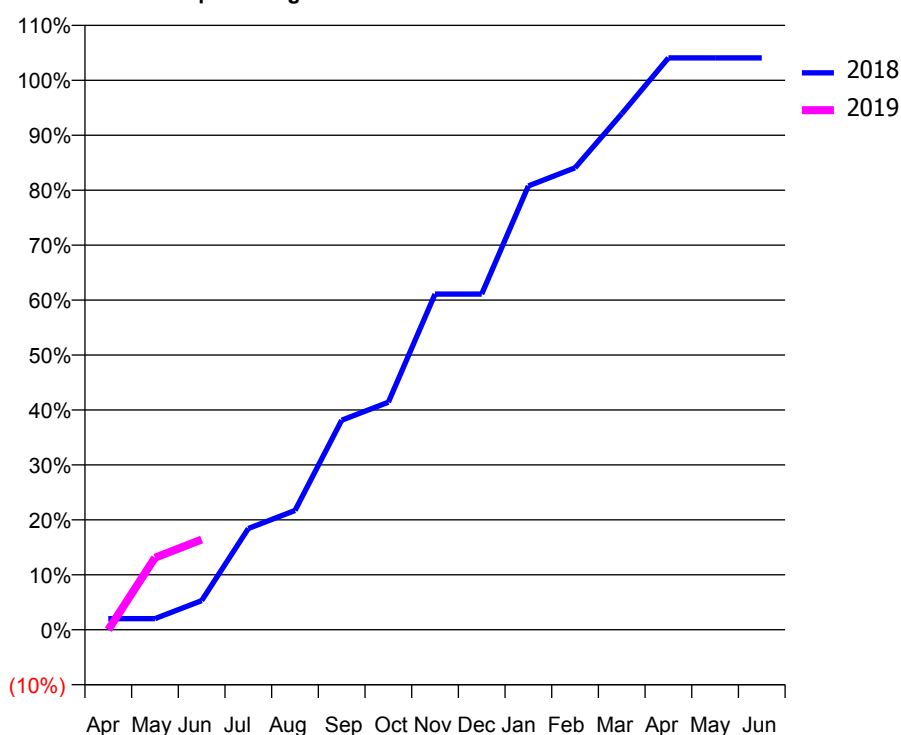
### Q62 - Vital Signs Orthodontic At a Glance Contract Report for 846791/0001 - June 2018

Name or company name	MR RM HENNEBRY	18/19 Contracted general activity (UDA)	0
Contract type name	PDS Contract	Carry forward general activity (UDA)	0
Purpose of contract	Orthodontic	18/19 Contracted orthodontic activity (UOA)	640
Contract start date	01/04/2006	Carry forward orthodontic activity (UOA)	0
Contract end date	31/03/2019	Baseline contract value	£41,972.65

ACCESS	Contract	England and Wales
24 month ratio of assessments to patient IDs	1.03	1.09

ACTIVITY	Contract
Contract assess and fit appliances (case starts) as a percentage of Area Team case starts	0.6 %

Cumulative percentage of contracted UOA delivered 2018 & 2019



Month	Adjusted Scheduled Activity (UOA)		
	2017	2018	2019
April	13	13	0
May	35	13	84
June	35	34	105
July	57	118	
August	57	139	
September	162	244	
October	309	265	
November	393	391	
December	414	391	
January	519	517	
February	519	538	
March	648	601	
April	671	666	
May	671	666	
June	671	666	

#### QUANTITY METRICS (rolling 12 month period)

	Contract Quantity	Contract Base Number	Contract *	Area Team	Region	England
% of all assessments that were assess and fit appliances (case starts)	35	35	100.0%	75.6%	60.3%	60.4%
% of all assessments that were assess and refuse	0	35	0.0%	8.7%	14.0%	11.4%
% of all assessments that were assess and review	0	35	0.0%	15.7%	25.7%	28.3%
% of case starts with a reported IOTN of 3 and Aesthetic Component of 5 or below	0	35	N/A	0.2%	0.1%	0.1%
% of case starts with a reported IOTN of 3 and Aesthetic Component of 6 or above	0	35	N/A	6.6%	5.6%	4.0%
% of case starts with a reported IOTN of 4	35	35	100.0%	75.0%	79.3%	77.8%
% of case starts with a reported IOTN of 5	0	35	N/A	16.2%	14.0%	16.7%
% of concluded courses in receipt of dual-arch fixed appliances	0	31	N/A	78.9%	78.9%	74.3%
% of concluded courses where treatment was abandoned or discontinued	1	31	3.2%	5.4%	5.6%	6.9%
% of patients satisfied with the treatment they have received	1	1	100.0%	89.2%	93.6%	95.7%

\* Figures in italics indicate that the base number is less than 100.

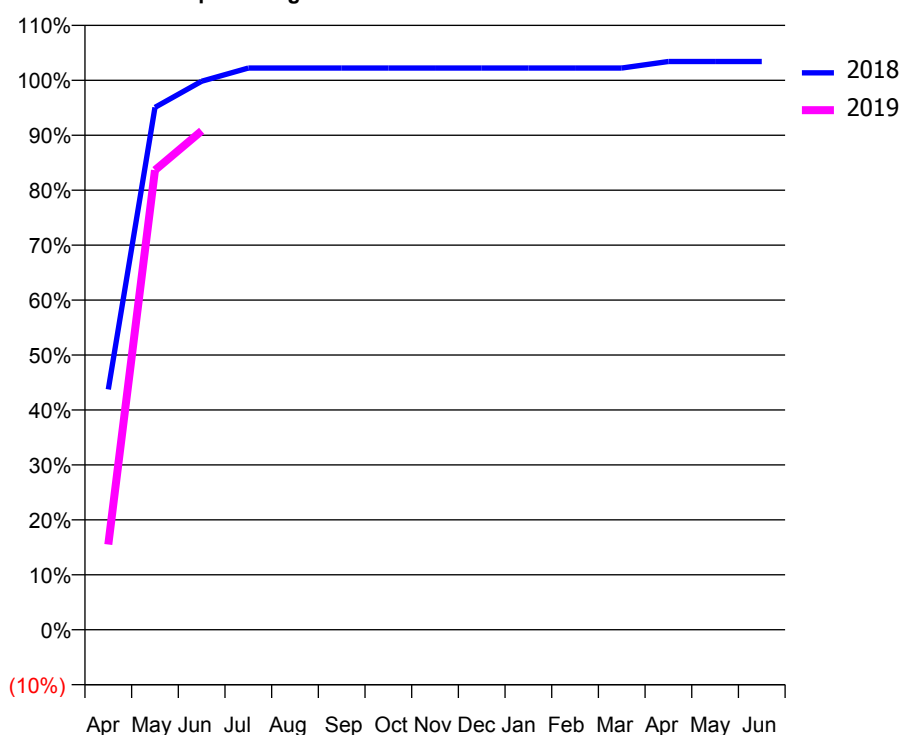
### Q62 - Vital Signs Orthodontic At a Glance Contract Report for 854859/0001 - June 2018

Name or company name	MR NN LAI	18/19 Contracted general activity (UDA)	0
Contract type name	PDS Contract	Carry forward general activity (UDA)	0
Purpose of contract	Orthodontic	18/19 Contracted orthodontic activity (UOA)	1,760
Contract start date	01/04/2006	Carry forward orthodontic activity (UOA)	0
Contract end date	31/03/2019	Baseline contract value	£114,670.22

ACCESS	Contract	England and Wales
24 month ratio of assessments to patient IDs	1.00	1.09

ACTIVITY	Contract
Contract assess and fit appliances (case starts) as a percentage of Area Team case starts	1.3 %

Cumulative percentage of contracted UOA delivered 2018 & 2019



Month	Adjusted Scheduled Activity (UOA)		
	2017	2018	2019
April	35	770	273
May	35	1,673	1,472
June	35	1,757	1,598
July	1,736	1,799	
August	1,841	1,799	
September	1,841	1,799	
October	1,841	1,799	
November	1,841	1,799	
December	1,841	1,799	
January	1,841	1,799	
February	1,841	1,799	
March	1,841	1,799	
April	1,841	1,820	
May	1,841	1,820	
June	1,841	1,820	

#### QUANTITY METRICS (rolling 12 month period)

	Contract Quantity	Contract Base Number	Contract *	Area Team	Region	England
% of all assessments that were assess and fit appliances (case starts)	79	79	100.0%	75.6%	60.3%	60.4%
% of all assessments that were assess and refuse	0	79	0.0%	8.7%	14.0%	11.4%
% of all assessments that were assess and review	0	79	0.0%	15.7%	25.7%	28.3%
% of case starts with a reported IOTN of 3 and Aesthetic Component of 5 or below	0	79	N/A	0.2%	0.1%	0.1%
% of case starts with a reported IOTN of 3 and Aesthetic Component of 6 or above	0	79	N/A	6.6%	5.6%	4.0%
% of case starts with a reported IOTN of 4	0	79	N/A	75.0%	79.3%	77.8%
% of case starts with a reported IOTN of 5	0	79	N/A	16.2%	14.0%	16.7%
% of concluded courses in receipt of dual-arch fixed appliances	1	86	1.2%	78.9%	78.9%	74.3%
% of concluded courses where treatment was abandoned or discontinued	0	86	0.0%	5.4%	5.6%	6.9%
% of patients satisfied with the treatment they have received	7	7	100.0%	89.2%	93.6%	95.7%

\* Figures in italics indicate that the base number is less than 100.

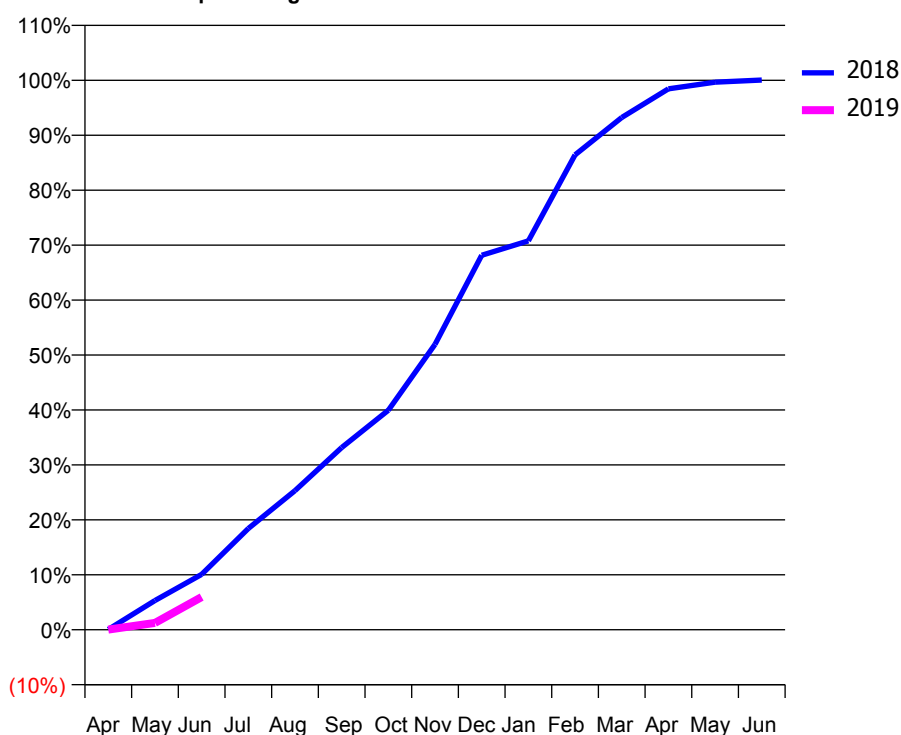
### Q62 - Vital Signs Orthodontic At a Glance Contract Report for 912387/0002 - June 2018

Name or company name	MR S KUMAR	18/19 Contracted general activity (UDA)	0
Contract type name	PDS Contract	Carry forward general activity (UDA)	0
Purpose of contract	Orthodontic	18/19 Contracted orthodontic activity (UOA)	4,026
Contract start date	01/04/2006	Carry forward orthodontic activity (UOA)	0
Contract end date	31/03/2019	Baseline contract value	£264,034.26

ACCESS	Contract	England and Wales
24 month ratio of assessments to patient IDs	1.01	1.09

ACTIVITY	Contract
Contract assess and fit appliances (case starts) as a percentage of Area Team case starts	2.9 %

Cumulative percentage of contracted UOA delivered 2018 & 2019



Month	Adjusted Scheduled Activity (UOA)		
	2017	2018	2019
April	9	2	2
May	9	215	51
June	9	406	240
July	9	742	
August	261	1,020	
September	786	1,335	
October	955	1,608	
November	1,543	2,091	
December	2,471	2,744	
January	2,660	2,849	
February	3,206	3,480	
March	3,752	3,753	
April	3,899	3,963	
May	3,933	4,012	
June	4,028	4,028	

#### QUANTITY METRICS (rolling 12 month period)

	Contract Quantity	Contract Base Number	Contract *	Area Team	Region	England
% of all assessments that were assess and fit appliances (case starts)	183	259	70.7%	75.6%	60.3%	60.4%
% of all assessments that were assess and refuse	5	259	1.9%	8.7%	14.0%	11.4%
% of all assessments that were assess and review	71	259	27.4%	15.7%	25.7%	28.3%
% of case starts with a reported IOTN of 3 and Aesthetic Component of 5 or below	1	183	0.5%	0.2%	0.1%	0.1%
% of case starts with a reported IOTN of 3 and Aesthetic Component of 6 or above	28	183	15.3%	6.6%	5.6%	4.0%
% of case starts with a reported IOTN of 4	106	183	57.9%	75.0%	79.3%	77.8%
% of case starts with a reported IOTN of 5	44	183	24.0%	16.2%	14.0%	16.7%
% of concluded courses in receipt of dual-arch fixed appliances	112	132	84.8%	78.9%	78.9%	74.3%
% of concluded courses where treatment was abandoned or discontinued	16	132	12.1%	5.4%	5.6%	6.9%
% of patients satisfied with the treatment they have received	2	2	100.0%	89.2%	93.6%	95.7%

\* Figures in italics indicate that the base number is less than 100.

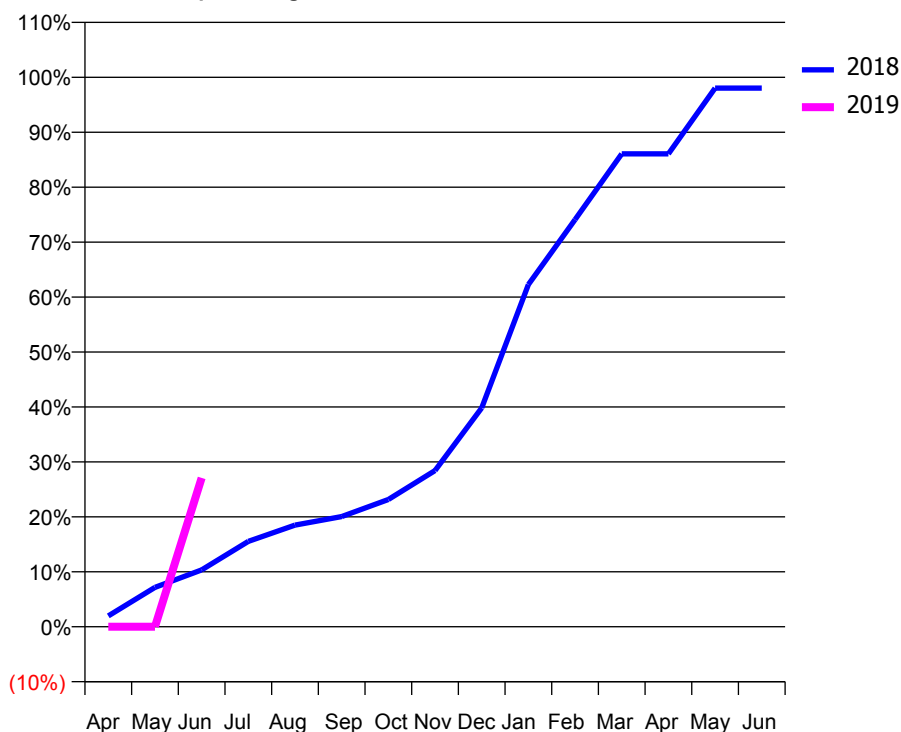
### Q62 - Vital Signs Orthodontic At a Glance Contract Report for 913073/0001 - June 2018

Name or company name	MISS SJ BURNS	18/19 Contracted general activity (UDA)	0
Contract type name	PDS Contract	Carry forward general activity (UDA)	0
Purpose of contract	Orthodontic	18/19 Contracted orthodontic activity (UOA)	1,421
Contract start date	01/04/2006	Carry forward orthodontic activity (UOA)	0
Contract end date	31/03/2019	Baseline contract value	£113,654.09

ACCESS	Contract	England and Wales
24 month ratio of assessments to patient IDs	1.18	1.09

ACTIVITY	Contract
Contract assess and fit appliances (case starts) as a percentage of Area Team case starts	1.2 %

Cumulative percentage of contracted UOA delivered 2018 & 2019



Month	Adjusted Scheduled Activity (UOA)		
	2017	2018	2019
April	23	28	0
May	49	102	0
June	85	147	385
July	296	221	
August	340	263	
September	510	285	
October	611	329	
November	675	404	
December	697	566	
January	743	885	
February	914	1,053	
March	1,250	1,223	
April	1,314	1,223	
May	1,462	1,393	
June	1,462	1,393	

#### QUANTITY METRICS (rolling 12 month period)

	Contract Quantity	Contract Base Number	Contract *	Area Team	Region	England
% of all assessments that were assess and fit appliances (case starts)	76	126	60.3%	75.6%	60.3%	60.4%
% of all assessments that were assess and refuse	5	126	4.0%	8.7%	14.0%	11.4%
% of all assessments that were assess and review	45	126	35.7%	15.7%	25.7%	28.3%
% of case starts with a reported IOTN of 3 and Aesthetic Component of 5 or below	0	76	<i>N/A</i>	0.2%	0.1%	0.1%
% of case starts with a reported IOTN of 3 and Aesthetic Component of 6 or above	17	76	22.4%	6.6%	5.6%	4.0%
% of case starts with a reported IOTN of 4	50	76	65.8%	75.0%	79.3%	77.8%
% of case starts with a reported IOTN of 5	5	76	6.6%	16.2%	14.0%	16.7 %
% of concluded courses in receipt of dual-arch fixed appliances	0	75	<i>N/A</i>	78.9%	78.9%	74.3%
% of concluded courses where treatment was abandoned or discontinued	20	75	26.7%	5.4%	5.6%	6.9%
% of patients satisfied with the treatment they have received	1	1	100.0%	89.2%	93.6%	95.7%

\* Figures in italics indicate that the base number is less than 100.

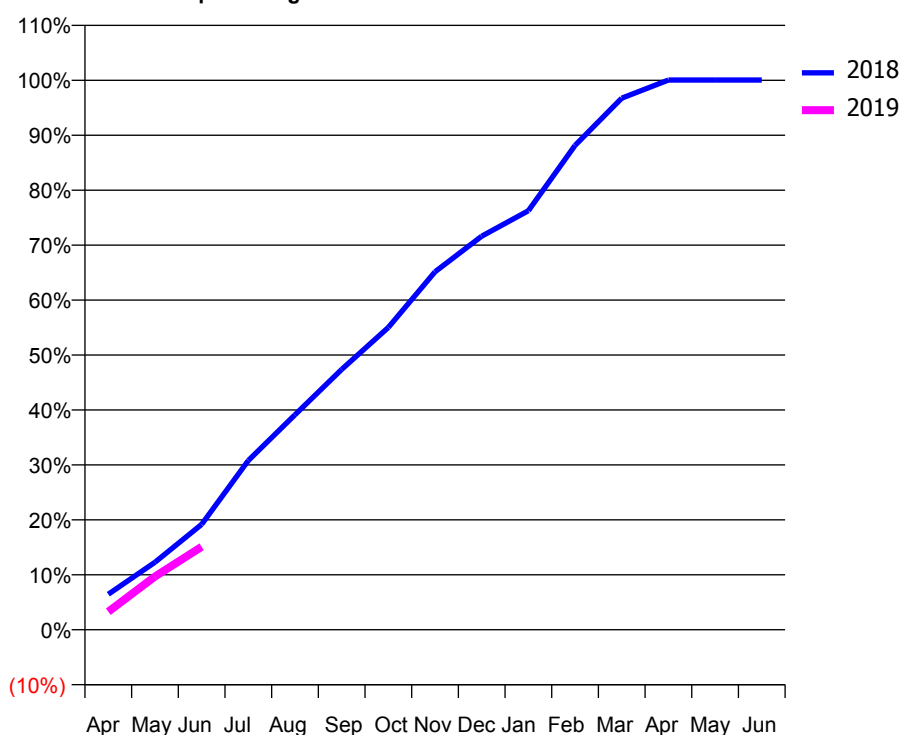
### Q62 - Vital Signs Orthodontic At a Glance Contract Report for 919284/0001 - June 2018

Name or company name	MR M ALIMADADIAN	18/19 Contracted general activity (UDA)	0
Contract type name	PDS Contract	Carry forward general activity (UDA)	0
Purpose of contract	Orthodontic	18/19 Contracted orthodontic activity (UOA)	24,911
Contract start date	01/04/2006	Carry forward orthodontic activity (UOA)	0
Contract end date	31/03/2019	Baseline contract value	£1,633,798.84

ACCESS	Contract	England and Wales
24 month ratio of assessments to patient IDs	1.01	1.09

ACTIVITY	Contract
Contract assess and fit appliances (case starts) as a percentage of Area Team case starts	18.2 %

Cumulative percentage of contracted UOA delivered 2018 & 2019



Month	Adjusted Scheduled Activity (UOA)		
	2017	2018	2019
April	589	1,611	820
May	2,501	3,061	2,416
June	4,402	4,776	3,766
July	7,466	7,675	
August	8,988	9,748	
September	11,312	11,802	
October	13,823	13,708	
November	16,976	16,228	
December	19,346	17,843	
January	20,711	18,998	
February	23,151	21,959	
March	24,898	24,101	
April	24,940	24,920	
May	24,898	24,920	
June	24,921	24,920	

#### QUANTITY METRICS (rolling 12 month period)

	Contract Quantity	Contract Base Number	Contract *	Area Team	Region	England
% of all assessments that were assess and fit appliances (case starts)	1,142	1,246	91.7%	75.6%	60.3%	60.4%
% of all assessments that were assess and refuse	100	1,246	8.0%	8.7%	14.0%	11.4%
% of all assessments that were assess and review	4	1,246	0.3%	15.7%	25.7%	28.3%
% of case starts with a reported IOTN of 3 and Aesthetic Component of 5 or below	7	1,142	0.6%	0.2%	0.1%	0.1%
% of case starts with a reported IOTN of 3 and Aesthetic Component of 6 or above	43	1,142	3.8%	6.6%	5.6%	4.0%
% of case starts with a reported IOTN of 4	892	1,142	78.1%	75.0%	79.3%	77.8%
% of case starts with a reported IOTN of 5	184	1,142	16.1%	16.2%	14.0%	16.7%
% of concluded courses in receipt of dual-arch fixed appliances	1,154	1,248	92.5%	78.9%	78.9%	74.3%
% of concluded courses where treatment was abandoned or discontinued	58	1,248	4.6%	5.4%	5.6%	6.9%
% of patients satisfied with the treatment they have received	42	48	87.5%	89.2%	93.6%	95.7%

\* Figures in italics indicate that the base number is less than 100.



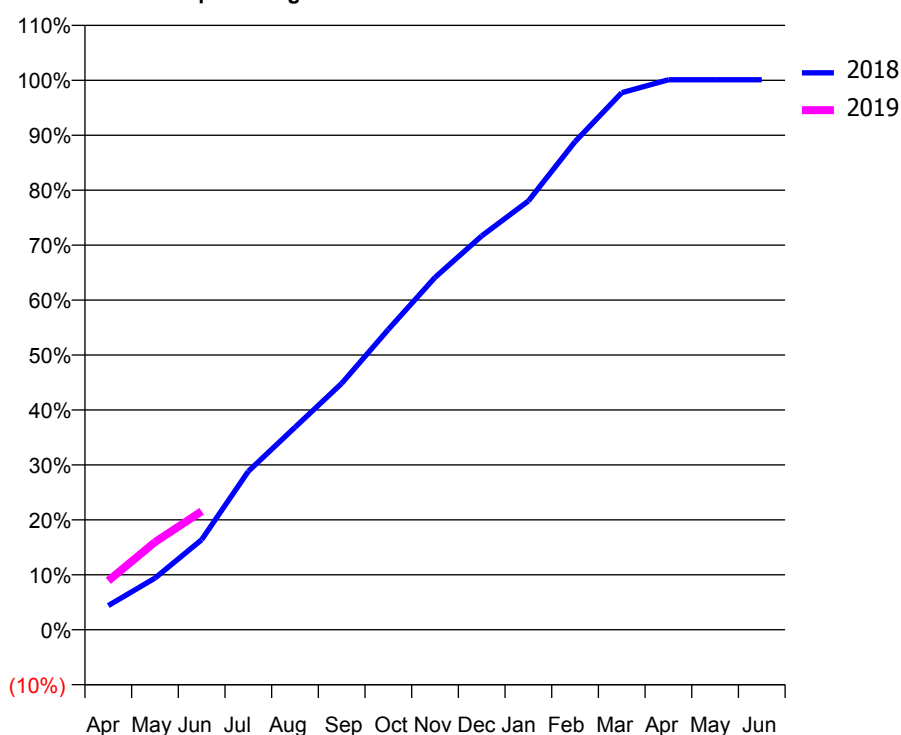
### Q62 - Vital Signs Orthodontic At a Glance Contract Report for 919284/0002 - June 2018

Name or company name	MR M ALIMADADIAN	18/19 Contracted general activity (UDA)	0
Contract type name	PDS Contract	Carry forward general activity (UDA)	0
Purpose of contract	General and Orthodontic	18/19 Contracted orthodontic activity (UOA)	16,948
Contract start date	01/04/2006	Carry forward orthodontic activity (UOA)	0
Contract end date	31/03/2019	Baseline contract value	£1,134,425.71

ACCESS	Contract	England and Wales
24 month ratio of assessments to patient IDs	1.01	1.09

ACTIVITY	Contract
Contract assess and fit appliances (case starts) as a percentage of Area Team case starts	13.7 %

Cumulative percentage of contracted UOA delivered 2018 & 2019



Month	Adjusted Scheduled Activity (UOA)		
	2017	2018	2019
April	392	747	1,512
May	1,816	1,593	2,704
June	2,890	2,778	3,653
July	4,765	4,888	
August	5,958	6,246	
September	7,618	7,598	
October	10,194	9,262	
November	11,899	10,868	
December	13,374	12,149	
January	14,058	13,226	
February	15,531	15,053	
March	16,763	16,565	
April	16,994	16,965	
May	16,973	16,965	
June	16,973	16,965	

#### QUANTITY METRICS (rolling 12 month period)

	Contract Quantity	Contract Base Number	Contract *	Area Team	Region	England
% of all assessments that were assess and fit appliances (case starts)	858	939	91.4%	75.6%	60.3%	60.4%
% of all assessments that were assess and refuse	77	939	8.2%	8.7%	14.0%	11.4%
% of all assessments that were assess and review	4	939	0.4%	15.7%	25.7%	28.3%
% of case starts with a reported IOTN of 3 and Aesthetic Component of 5 or below	6	858	0.7%	0.2%	0.1%	0.1%
% of case starts with a reported IOTN of 3 and Aesthetic Component of 6 or above	51	858	5.9%	6.6%	5.6%	4.0%
% of case starts with a reported IOTN of 4	669	858	78.0%	75.0%	79.3%	77.8%
% of case starts with a reported IOTN of 5	129	858	15.0%	16.2%	14.0%	16.7 %
% of concluded courses in receipt of dual-arch fixed appliances	736	805	91.4%	78.9%	78.9%	74.3%
% of concluded courses where treatment was abandoned or discontinued	47	805	5.8%	5.4%	5.6%	6.9%
% of patients satisfied with the treatment they have received	21	23	91.3%	89.2%	93.6%	95.7%

\* Figures in italics indicate that the base number is less than 100.

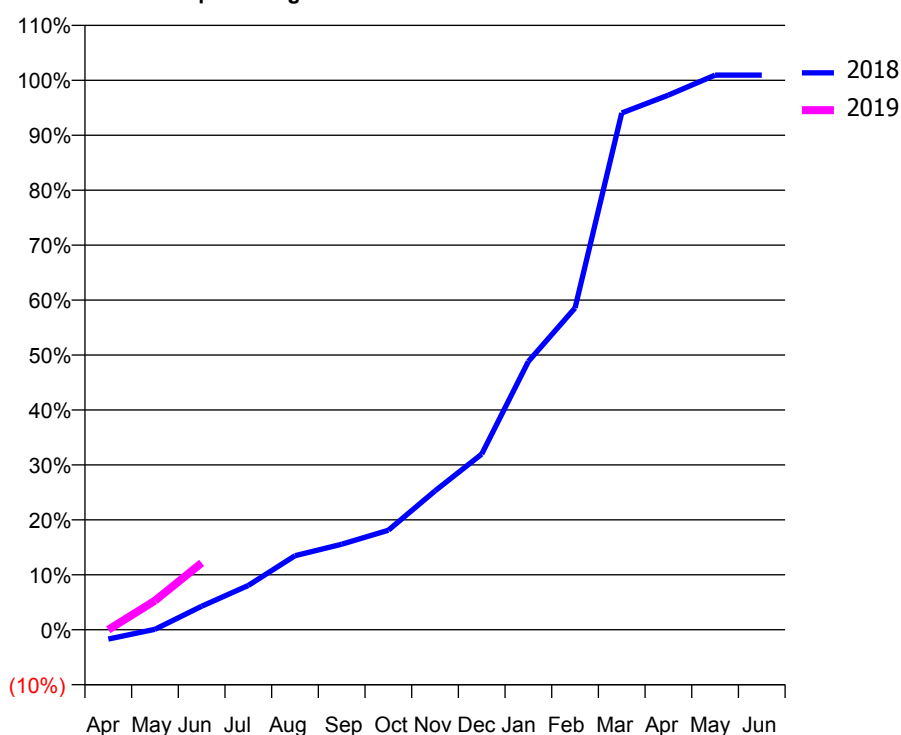
### Q62 - Vital Signs Orthodontic At a Glance Contract Report for 925152/0003 - June 2018

Name or company name	MR GP MANCINI	18/19 Contracted general activity (UDA)	0
Contract type name	PDS Contract	Carry forward general activity (UDA)	0
Purpose of contract	Orthodontic	18/19 Contracted orthodontic activity (UOA)	4,146
Contract start date	01/04/2006	Carry forward orthodontic activity (UOA)	0
Contract end date	31/03/2019	Baseline contract value	£271,923.19

ACCESS	Contract	England and Wales
24 month ratio of assessments to patient IDs	1.03	1.09

ACTIVITY	Contract
Contract assess and fit appliances (case starts) as a percentage of Area Team case starts	3.6 %

Cumulative percentage of contracted UOA delivered 2018 & 2019



Month	Adjusted Scheduled Activity (UOA)		
	2017	2018	2019
April	-4	-71	0
May	127	4	220
June	127	178	505
July	730	335	
August	773	559	
September	1,195	645	
October	1,454	751	
November	1,744	1,048	
December	2,044	1,326	
January	2,044	2,025	
February	2,784	2,428	
March	3,327	3,899	
April	4,012	4,034	
May	4,075	4,185	
June	4,075	4,185	

#### QUANTITY METRICS (rolling 12 month period)

	Contract Quantity	Contract Base Number	Contract *	Area Team	Region	England
% of all assessments that were assess and fit appliances (case starts)	224	280	80.0%	75.6%	60.3%	60.4%
% of all assessments that were assess and refuse	3	280	1.1%	8.7%	14.0%	11.4%
% of all assessments that were assess and review	53	280	18.9%	15.7%	25.7%	28.3%
% of case starts with a reported IOTN of 3 and Aesthetic Component of 5 or below	0	224	N/A	0.2%	0.1%	0.1%
% of case starts with a reported IOTN of 3 and Aesthetic Component of 6 or above	9	224	4.0%	6.6%	5.6%	4.0%
% of case starts with a reported IOTN of 4	164	224	73.2%	75.0%	79.3%	77.8%
% of case starts with a reported IOTN of 5	49	224	21.9%	16.2%	14.0%	16.7 %
% of concluded courses in receipt of dual-arch fixed appliances	0	142	N/A	78.9%	78.9%	74.3%
% of concluded courses where treatment was abandoned or discontinued	2	142	1.4%	5.4%	5.6%	6.9%
% of patients satisfied with the treatment they have received	5	7	71.4%	89.2%	93.6%	95.7%

\* Figures in italics indicate that the base number is less than 100.

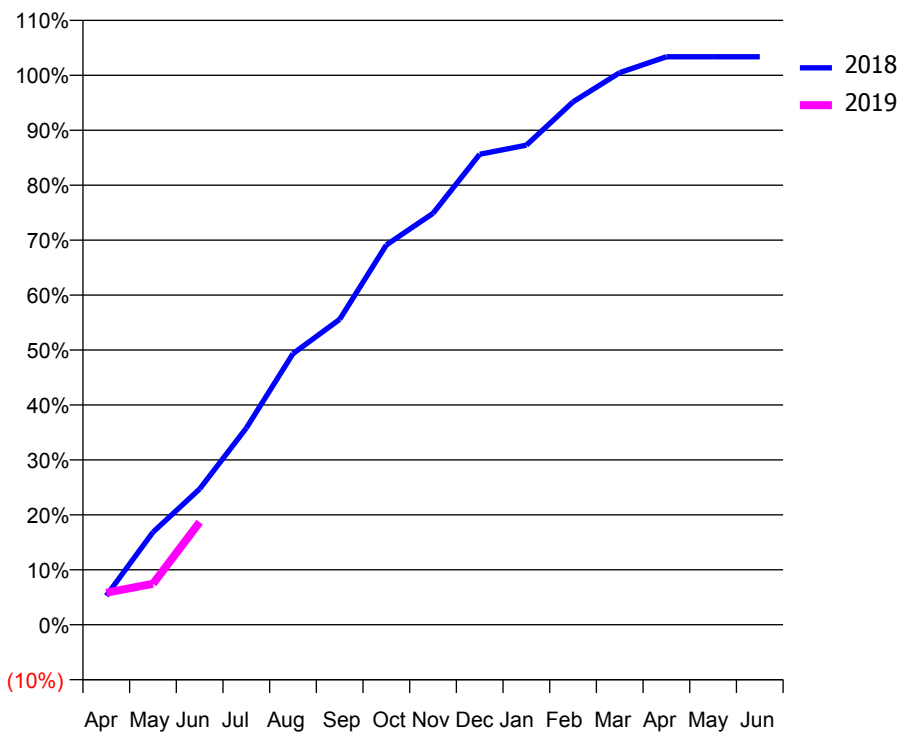
### Q62 - Vital Signs Orthodontic At a Glance Contract Report for 959847/0001 - June 2018

Name or company name	MR AY LAM	18/19 Contracted general activity (UDA)	0
Contract type name	PDS Contract	Carry forward general activity (UDA)	0
Purpose of contract	Orthodontic	18/19 Contracted orthodontic activity (UOA)	5,116
Contract start date	01/10/2008	Carry forward orthodontic activity (UOA)	0
Contract end date	31/03/2019	Baseline contract value	£329,865.80

ACCESS	Contract	England and Wales
24 month ratio of assessments to patient IDs	1.01	1.09

ACTIVITY	Contract
Contract assess and fit appliances (case starts) as a percentage of Area Team case starts	3.9 %

Cumulative percentage of contracted UOA delivered 2018 & 2019



Month	Adjusted Scheduled Activity (UOA)		
	2017	2018	2019
April	109	270	298
May	235	862	382
June	386	1,265	955
July	533	1,832	
August	915	2,525	
September	2,011	2,844	
October	2,708	3,537	
November	3,569	3,831	
December	4,182	4,381	
January	4,623	4,465	
February	4,623	4,868	
March	5,274	5,141	
April	5,274	5,288	
May	5,274	5,288	
June	5,274	5,288	

#### QUANTITY METRICS (rolling 12 month period)

	Contract Quantity	Contract Base Number	Contract *	Area Team	Region	England
% of all assessments that were assess and fit appliances (case starts)	242	248	97.6%	75.6%	60.3%	60.4%
% of all assessments that were assess and refuse	2	248	0.8%	8.7%	14.0%	11.4%
% of all assessments that were assess and review	4	248	1.6%	15.7%	25.7%	28.3%
% of case starts with a reported IOTN of 3 and Aesthetic Component of 5 or below	0	242	N/A	0.2%	0.1%	0.1%
% of case starts with a reported IOTN of 3 and Aesthetic Component of 6 or above	12	242	5.0%	6.6%	5.6%	4.0%
% of case starts with a reported IOTN of 4	178	242	73.6%	75.0%	79.3%	77.8%
% of case starts with a reported IOTN of 5	52	242	21.5%	16.2%	14.0%	16.7 %
% of concluded courses in receipt of dual-arch fixed appliances	225	252	89.3%	78.9%	78.9%	74.3%
% of concluded courses where treatment was abandoned or discontinued	13	252	5.2%	5.4%	5.6%	6.9%
% of patients satisfied with the treatment they have received	5	5	100.0%	89.2%	93.6%	95.7%

\* Figures in italics indicate that the base number is less than 100.

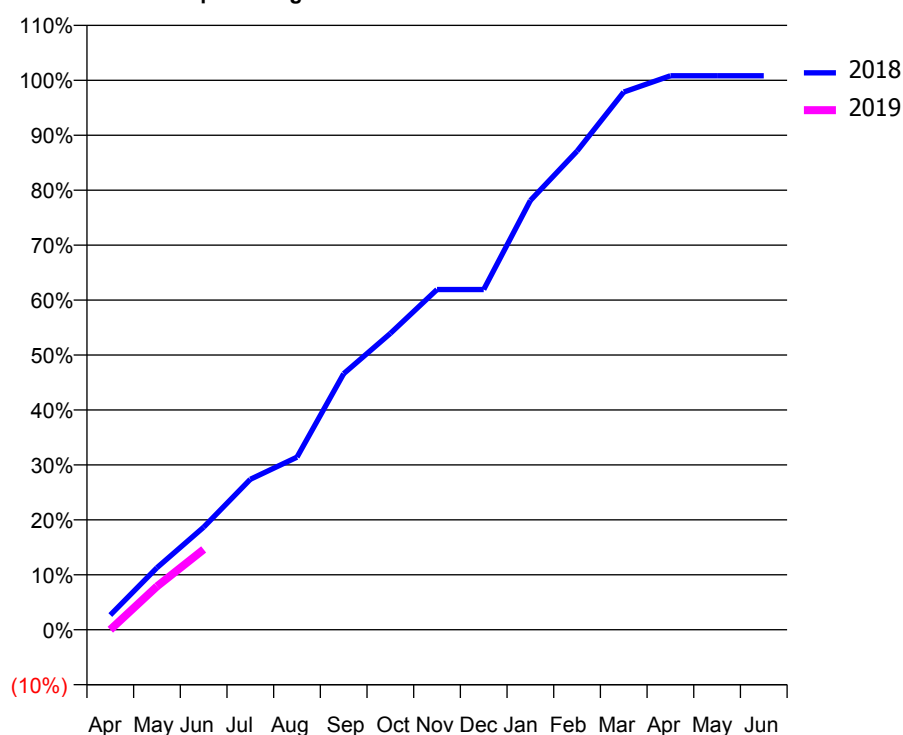
### Q63 - Vital Signs Orthodontic At a Glance Contract Report for 111732/0001 - June 2018

Name or company name	Richmond Hill Orthodontics Ltd	18/19 Contracted general activity (UDA)	0
Contract type name	PDS Contract	Carry forward general activity (UDA)	0
Purpose of contract	Orthodontic	18/19 Contracted orthodontic activity (UOA)	7,813
Contract start date	31/10/2014	Carry forward orthodontic activity (UOA)	0
Contract end date	31/03/2019	Baseline contract value	£514,064.38

ACCESS	Contract	England and Wales
24 month ratio of assessments to patient IDs	1.01	1.09

ACTIVITY	Contract
Contract assess and fit appliances (case starts) as a percentage of Area Team case starts	3.7 %

Cumulative percentage of contracted UOA delivered 2018 & 2019



Month	Adjusted Scheduled Activity (UOA)		
	2017	2018	2019
April	38	210	0
May	1,410	882	617
June	1,741	1,459	1,142
July	2,141	2,139	
August	2,975	2,454	
September	4,069	3,642	
October	4,376	4,213	
November	4,724	4,838	
December	5,535	4,838	
January	6,488	6,104	
February	6,488	6,805	
March	7,575	7,645	
April	7,851	7,876	
May	7,851	7,876	
June	7,851	7,876	

#### QUANTITY METRICS (rolling 12 month period)

	Contract Quantity	Contract Base Number	Contract *	Area Team	Region	England
% of all assessments that were assess and fit appliances (case starts)	372	372	100.0%	55.8%	60.3%	60.4%
% of all assessments that were assess and refuse	0	372	0.0%	13.4%	14.0%	11.4%
% of all assessments that were assess and review	0	372	0.0%	30.9%	25.7%	28.3%
% of case starts with a reported IOTN of 3 and Aesthetic Component of 5 or below	0	372	N/A	0.2%	0.1%	0.1%
% of case starts with a reported IOTN of 3 and Aesthetic Component of 6 or above	9	372	2.4%	5.5%	5.6%	4.0%
% of case starts with a reported IOTN of 4	323	372	86.8%	80.3%	79.3%	77.8%
% of case starts with a reported IOTN of 5	40	372	10.8%	13.1%	14.0%	16.7 %
% of concluded courses in receipt of dual-arch fixed appliances	0	467	N/A	72.7%	78.9%	74.3%
% of concluded courses where treatment was abandoned or discontinued	17	467	3.6%	5.7%	5.6%	6.9%
% of patients satisfied with the treatment they have received	8	8	100.0%	95.4%	93.6%	95.7%

\* Figures in italics indicate that the base number is less than 100.

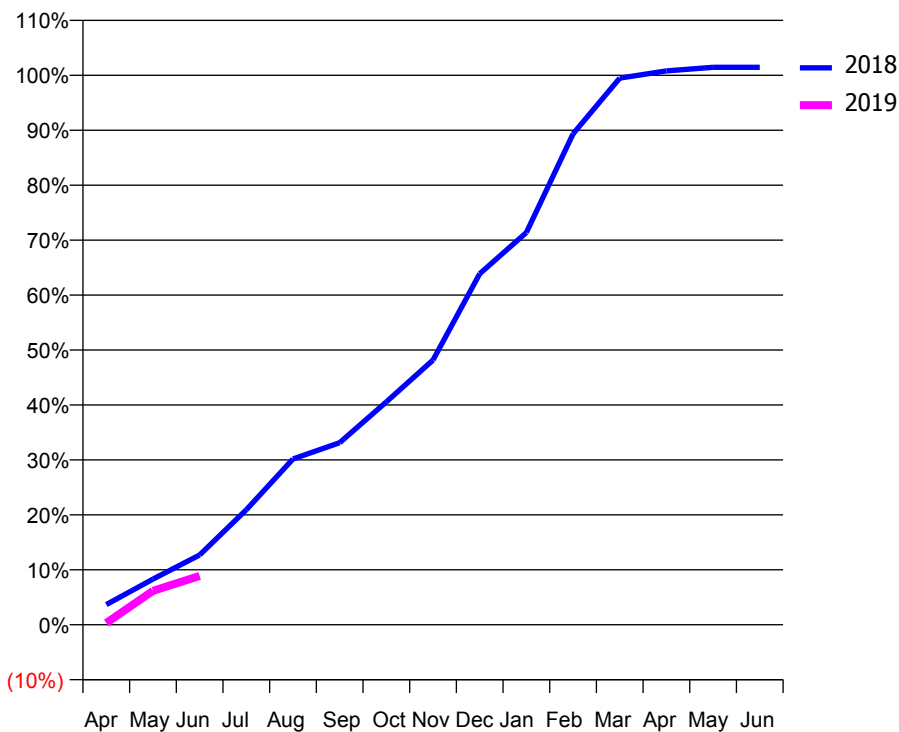
### Q63 - Vital Signs Orthodontic At a Glance Contract Report for 117323/0001 - June 2018

Name or company name	Wimbledon Orthodontic Practice	18/19 Contracted general activity (UDA)	0
Contract type name	PDS Contract	Carry forward general activity (UDA)	0
Purpose of contract	Orthodontic	18/19 Contracted orthodontic activity (UOA)	6,406
Contract start date	28/02/2008	Carry forward orthodontic activity (UOA)	0
Contract end date	31/03/2019	Baseline contract value	£431,453.69

ACCESS	Contract	England and Wales
24 month ratio of assessments to patient IDs	1.00	1.09

ACTIVITY	Contract
Contract assess and fit appliances (case starts) as a percentage of Area Team case starts	3.1 %

Cumulative percentage of contracted UOA delivered 2018 & 2019



Month	Adjusted Scheduled Activity (UOA)		
	2017	2018	2019
April	603	235	21
May	1,803	533	396
June	3,130	814	570
July	4,016	1,341	
August	4,415	1,933	
September	4,774	2,122	
October	4,895	2,598	
November	5,153	3,087	
December	5,399	4,093	
January	5,603	4,573	
February	6,105	5,723	
March	6,620	6,373	
April	6,645	6,457	
May	6,795	6,499	
June	6,795	6,499	

#### QUANTITY METRICS (rolling 12 month period)

	Contract Quantity	Contract Base Number	Contract *	Area Team	Region	England
% of all assessments that were assess and fit appliances (case starts)	310	488	63.5%	55.8%	60.3%	60.4%
% of all assessments that were assess and refuse	68	488	13.9%	13.4%	14.0%	11.4%
% of all assessments that were assess and review	110	488	22.5%	30.9%	25.7%	28.3%
% of case starts with a reported IOTN of 3 and Aesthetic Component of 5 or below	0	310	N/A	0.2%	0.1%	0.1%
% of case starts with a reported IOTN of 3 and Aesthetic Component of 6 or above	7	310	2.3%	5.5%	5.6%	4.0%
% of case starts with a reported IOTN of 4	275	310	88.7%	80.3%	79.3%	77.8%
% of case starts with a reported IOTN of 5	28	310	9.0%	13.1%	14.0%	16.7 %
% of concluded courses in receipt of dual-arch fixed appliances	240	322	74.5%	72.7%	78.9%	74.3%
% of concluded courses where treatment was abandoned or discontinued	33	322	10.2%	5.7%	5.6%	6.9%
% of patients satisfied with the treatment they have received	13	13	100.0%	95.4%	93.6%	95.7%

\* Figures in italics indicate that the base number is less than 100.

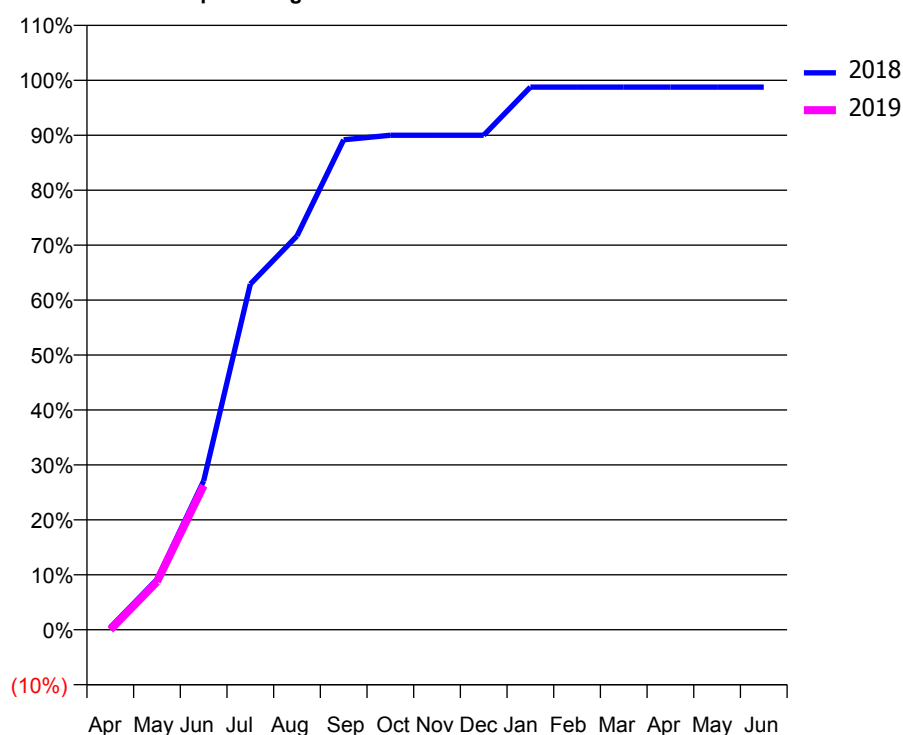
### Q63 - Vital Signs Orthodontic At a Glance Contract Report for 117471/0001 - June 2018

Name or company name	Summerstown Dental Centre Limited	18/19 Contracted general activity (UDA)	11,000
Contract type name	Pilot Contract	Carry forward general activity (UDA)	0
Purpose of contract	General and Orthodontic	18/19 Contracted orthodontic activity (UOA)	240
Contract start date	01/06/2010	Carry forward orthodontic activity (UOA)	0
Contract end date		Baseline contract value	£339,572.22

ACCESS	Contract	England and Wales
24 month ratio of assessments to patient IDs	1.08	1.09

ACTIVITY	Contract
Contract assess and fit appliances (case starts) as a percentage of Area Team case starts	0.1 %

Cumulative percentage of contracted UOA delivered 2018 & 2019



Month	Adjusted Scheduled Activity (UOA)		
	2017	2018	2019
April	-1	1	0
May	41	22	21
June	41	65	63
July	43	151	
August	106	172	
September	129	214	
October	151	216	
November	174	216	
December	196	216	
January	259	237	
February	259	237	
March	259	237	
April	259	237	
May	259	237	
June	259	237	

#### QUANTITY METRICS (rolling 12 month period)

	Contract Quantity	Contract Base Number	Contract *	Area Team	Region	England
% of all assessments that were assess and fit appliances (case starts)	11	15	73.3%	55.8%	60.3%	60.4%
% of all assessments that were assess and refuse	1	15	6.7%	13.4%	14.0%	11.4%
% of all assessments that were assess and review	3	15	20.0%	30.9%	25.7%	28.3%
% of case starts with a reported IOTN of 3 and Aesthetic Component of 5 or below	0	11	N/A	0.2%	0.1%	0.1%
% of case starts with a reported IOTN of 3 and Aesthetic Component of 6 or above	0	11	N/A	5.5%	5.6%	4.0%
% of case starts with a reported IOTN of 4	11	11	100.0%	80.3%	79.3%	77.8%
% of case starts with a reported IOTN of 5	0	11	N/A	13.1%	14.0%	16.7%
% of concluded courses in receipt of dual-arch fixed appliances	0	10	N/A	72.7%	78.9%	74.3%
% of concluded courses where treatment was abandoned or discontinued	0	10	0.0%	5.7%	5.6%	6.9%
% of patients satisfied with the treatment they have received	1	1	100.0%	95.4%	93.6%	95.7%

\* Figures in italics indicate that the base number is less than 100.

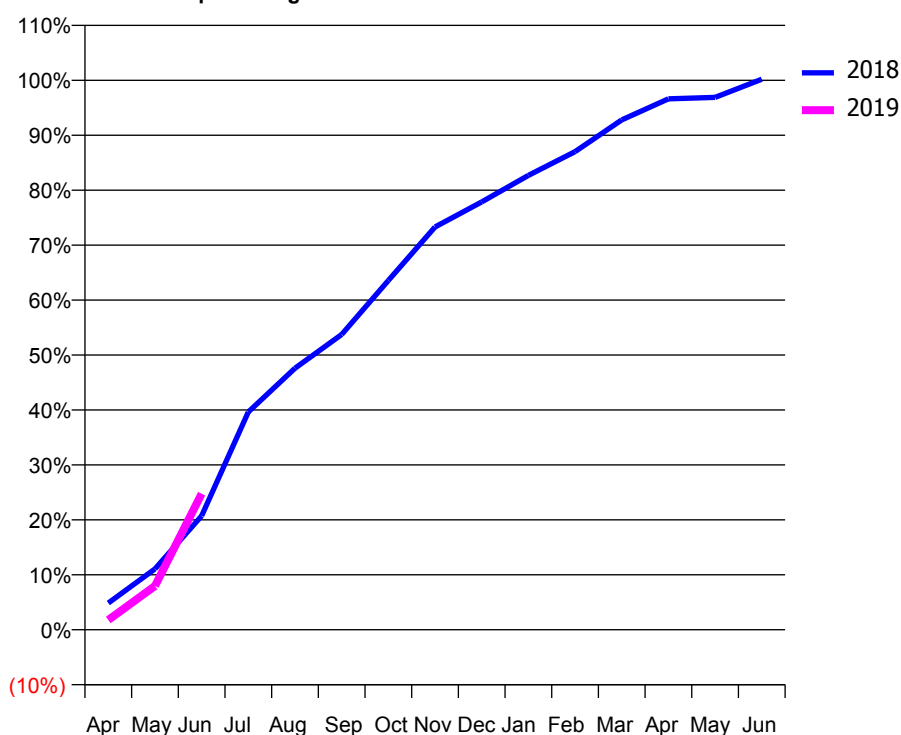
### Q63 - Vital Signs Orthodontic At a Glance Contract Report for 120820/0001 - June 2018

Name or company name	Sutton Orthodontic Practice	18/19 Contracted general activity (UDA)	0
Contract type name	PDS Contract	Carry forward general activity (UDA)	0
Purpose of contract	Orthodontic	18/19 Contracted orthodontic activity (UOA)	15,545
Contract start date	01/04/2006	Carry forward orthodontic activity (UOA)	0
Contract end date	31/03/2019	Baseline contract value	£1,046,427.25

ACCESS	Contract	England and Wales
24 month ratio of assessments to patient IDs	1.03	1.09

ACTIVITY	Contract
Contract assess and fit appliances (case starts) as a percentage of Area Team case starts	7.7 %

Cumulative percentage of contracted UOA delivered 2018 & 2019



Month	Adjusted Scheduled Activity (UOA)		
	2017	2018	2019
April	321	755	277
May	2,481	1,723	1,241
June	4,249	3,224	3,849
July	5,917	6,163	
August	7,346	7,399	
September	8,333	8,354	
October	9,669	9,882	
November	11,398	11,394	
December	12,708	12,103	
January	13,899	12,853	
February	14,546	13,524	
March	15,639	14,423	
April	15,739	15,019	
May	15,781	15,062	
June	15,802	15,574	

#### QUANTITY METRICS (rolling 12 month period)

	Contract Quantity	Contract Base Number	Contract *	Area Team	Region	England
% of all assessments that were assess and fit appliances (case starts)	779	1,020	76.4%	55.8%	60.3%	60.4%
% of all assessments that were assess and refuse	123	1,020	12.1%	13.4%	14.0%	11.4%
% of all assessments that were assess and review	118	1,020	11.6%	30.9%	25.7%	28.3%
% of case starts with a reported IOTN of 3 and Aesthetic Component of 5 or below	1	779	0.1%	0.2%	0.1%	0.1%
% of case starts with a reported IOTN of 3 and Aesthetic Component of 6 or above	13	779	1.7%	5.5%	5.6%	4.0%
% of case starts with a reported IOTN of 4	625	779	80.2%	80.3%	79.3%	77.8%
% of case starts with a reported IOTN of 5	135	779	17.3%	13.1%	14.0%	16.7 %
% of concluded courses in receipt of dual-arch fixed appliances	537	640	83.9%	72.7%	78.9%	74.3%
% of concluded courses where treatment was abandoned or discontinued	28	640	4.4%	5.7%	5.6%	6.9%
% of patients satisfied with the treatment they have received	20	21	95.2%	95.4%	93.6%	95.7%

\* Figures in italics indicate that the base number is less than 100.

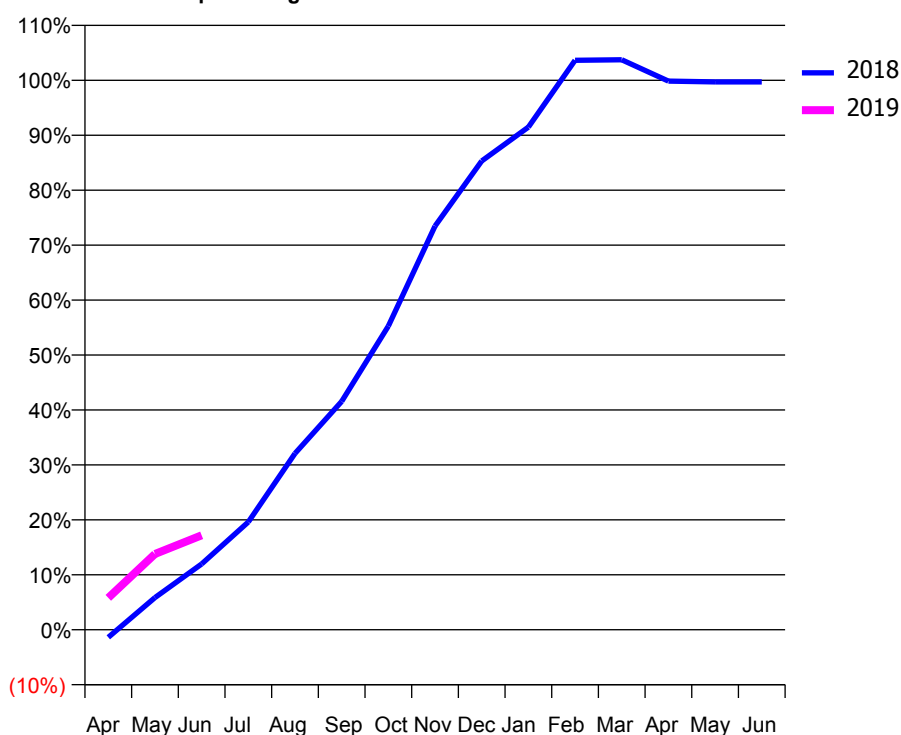
### Q63 - Vital Signs Orthodontic At a Glance Contract Report for 121401/0001 - June 2018

Name or company name	Namta Ltd	18/19 Contracted general activity (UDA)	0
Contract type name	PDS Contract	Carry forward general activity (UDA)	0
Purpose of contract	Orthodontic	18/19 Contracted orthodontic activity (UOA)	12,950
Contract start date	01/04/2011	Carry forward orthodontic activity (UOA)	0
Contract end date	31/03/2019	Baseline contract value	£850,234.13

ACCESS	Contract	England and Wales
24 month ratio of assessments to patient IDs	1.04	1.09

ACTIVITY	Contract
Contract assess and fit appliances (case starts) as a percentage of Area Team case starts	6.6 %

Cumulative percentage of contracted UOA delivered 2018 & 2019



Month	Adjusted Scheduled Activity (UOA)		
	2017	2018	2019
April	916	-180	753
May	2,157	759	1,785
June	3,296	1,551	2,226
July	4,893	2,542	
August	6,082	4,155	
September	7,606	5,382	
October	9,126	7,157	
November	9,578	9,514	
December	10,180	11,047	
January	10,549	11,845	
February	10,920	13,420	
March	11,909	13,434	
April	12,748	12,931	
May	12,769	12,910	
June	12,769	12,910	

#### QUANTITY METRICS (rolling 12 month period)

	Contract Quantity	Contract Base Number	Contract *	Area Team	Region	England
% of all assessments that were assess and fit appliances (case starts)	665	946	70.3%	55.8%	60.3%	60.4%
% of all assessments that were assess and refuse	84	946	8.9%	13.4%	14.0%	11.4%
% of all assessments that were assess and review	197	946	20.8%	30.9%	25.7%	28.3%
% of case starts with a reported IOTN of 3 and Aesthetic Component of 5 or below	0	665	N/A	0.2%	0.1%	0.1%
% of case starts with a reported IOTN of 3 and Aesthetic Component of 6 or above	53	665	8.0%	5.5%	5.6%	4.0%
% of case starts with a reported IOTN of 4	534	665	80.3%	80.3%	79.3%	77.8%
% of case starts with a reported IOTN of 5	75	665	11.3%	13.1%	14.0%	16.7 %
% of concluded courses in receipt of dual-arch fixed appliances	612	660	92.7%	72.7%	78.9%	74.3%
% of concluded courses where treatment was abandoned or discontinued	31	660	4.7%	5.7%	5.6%	6.9%
% of patients satisfied with the treatment they have received	20	23	87.0%	95.4%	93.6%	95.7%

\* Figures in italics indicate that the base number is less than 100.



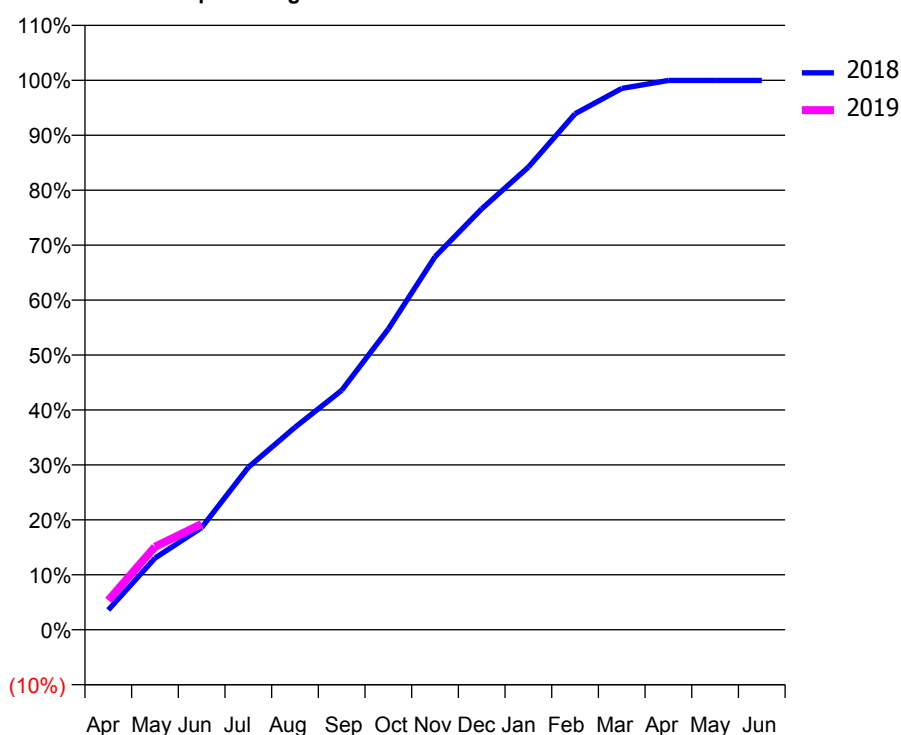
### Q63 - Vital Signs Orthodontic At a Glance Contract Report for 125423/0001 - June 2018

Name or company name	Chapel Road Orthodontics Limited	18/19 Contracted general activity (UDA)	0
Contract type name	PDS Contract	Carry forward general activity (UDA)	0
Purpose of contract	Orthodontic	18/19 Contracted orthodontic activity (UOA)	14,528
Contract start date	01/08/2009	Carry forward orthodontic activity (UOA)	0
Contract end date	31/03/2019	Baseline contract value	£998,563.28

ACCESS	Contract	England and Wales
24 month ratio of assessments to patient IDs	1.27	1.09

ACTIVITY	Contract
Contract assess and fit appliances (case starts) as a percentage of Area Team case starts	6.6 %

Cumulative percentage of contracted UOA delivered 2018 & 2019



Month	Adjusted Scheduled Activity (UOA)		
	2017	2018	2019
April	970	525	777
May	2,146	1,896	2,196
June	3,595	2,701	2,796
July	4,996	4,297	
August	5,641	5,354	
September	6,383	6,330	
October	7,205	7,952	
November	8,333	9,863	
December	9,134	11,130	
January	9,898	12,232	
February	11,971	13,643	
March	13,860	14,313	
April	14,528	14,522	
May	14,528	14,523	
June	14,528	14,523	

#### QUANTITY METRICS (rolling 12 month period)

	Contract Quantity	Contract Base Number	Contract *	Area Team	Region	England
% of all assessments that were assess and fit appliances (case starts)	667	1,330	50.2%	55.8%	60.3%	60.4%
% of all assessments that were assess and refuse	277	1,330	20.8%	13.4%	14.0%	11.4%
% of all assessments that were assess and review	386	1,330	29.0%	30.9%	25.7%	28.3%
% of case starts with a reported IOTN of 3 and Aesthetic Component of 5 or below	0	667	N/A	0.2%	0.1%	0.1%
% of case starts with a reported IOTN of 3 and Aesthetic Component of 6 or above	35	667	5.2%	5.5%	5.6%	4.0%
% of case starts with a reported IOTN of 4	612	667	91.8%	80.3%	79.3%	77.8%
% of case starts with a reported IOTN of 5	16	667	2.4%	13.1%	14.0%	16.7 %
% of concluded courses in receipt of dual-arch fixed appliances	488	620	78.7%	72.7%	78.9%	74.3%
% of concluded courses where treatment was abandoned or discontinued	11	620	1.8%	5.7%	5.6%	6.9%
% of patients satisfied with the treatment they have received	12	12	100.0%	95.4%	93.6%	95.7%

\* Figures in italics indicate that the base number is less than 100.

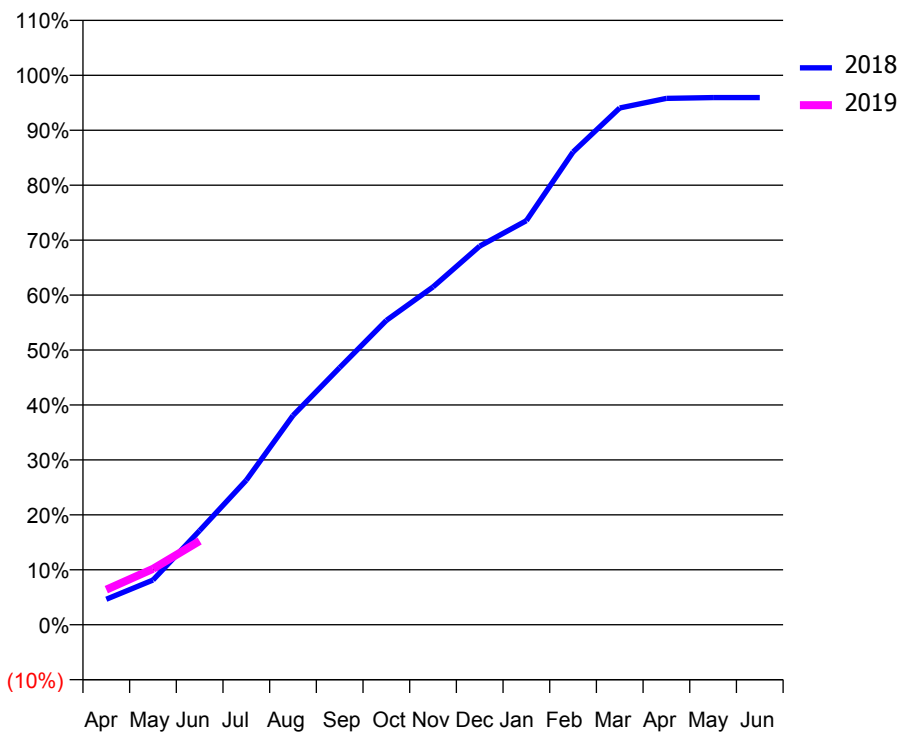
### Q63 - Vital Signs Orthodontic At a Glance Contract Report for 141097/0001 - June 2018

Name or company name	Mr DJ Mehigan & Miss AM Peel	18/19 Contracted general activity (UDA)	14,962
Contract type name	GDS Contract	Carry forward general activity (UDA)	0
Purpose of contract	General and Orthodontic	18/19 Contracted orthodontic activity (UOA)	688
Contract start date	01/11/2006	Carry forward orthodontic activity (UOA)	0
Contract end date		Baseline contract value	£376,806.25

ACCESS	Contract	England and Wales
24 month ratio of assessments to patient IDs	1.90	1.09

ACTIVITY	Contract
Contract assess and fit appliances (case starts) as a percentage of Area Team case starts	0.1 %

Cumulative percentage of contracted UOA delivered 2018 & 2019



Month	Adjusted Scheduled Activity (UOA)		
	2017	2018	2019
April	39	32	44
May	58	56	70
June	83	118	105
July	107	181	
August	136	262	
September	180	322	
October	214	381	
November	285	423	
December	305	474	
January	339	506	
February	403	592	
March	488	647	
April	529	659	
May	529	660	
June	529	660	

#### QUANTITY METRICS (rolling 12 month period)

	Contract Quantity	Contract Base Number	Contract *	Area Team	Region	England
% of all assessments that were assess and fit appliances (case starts)	9	637	1.4%	55.8%	60.3%	60.4%
% of all assessments that were assess and refuse	11	637	1.7%	13.4%	14.0%	11.4%
% of all assessments that were assess and review	617	637	96.9%	30.9%	25.7%	28.3%
% of case starts with a reported IOTN of 3 and Aesthetic Component of 5 or below	0	9	<i>N/A</i>	0.2%	0.1%	0.1%
% of case starts with a reported IOTN of 3 and Aesthetic Component of 6 or above	0	9	<i>N/A</i>	5.5%	5.6%	4.0%
% of case starts with a reported IOTN of 4	8	9	88.9%	80.3%	79.3%	77.8%
% of case starts with a reported IOTN of 5	0	9	<i>N/A</i>	13.1%	14.0%	16.7 %
% of concluded courses in receipt of dual-arch fixed appliances	4	7	57.1%	72.7%	78.9%	74.3%
% of concluded courses where treatment was abandoned or discontinued	2	7	28.6%	5.7%	5.6%	6.9%
% of patients satisfied with the treatment they have received	1	1	100.0%	95.4%	93.6%	95.7%

\* Figures in italics indicate that the base number is less than 100.

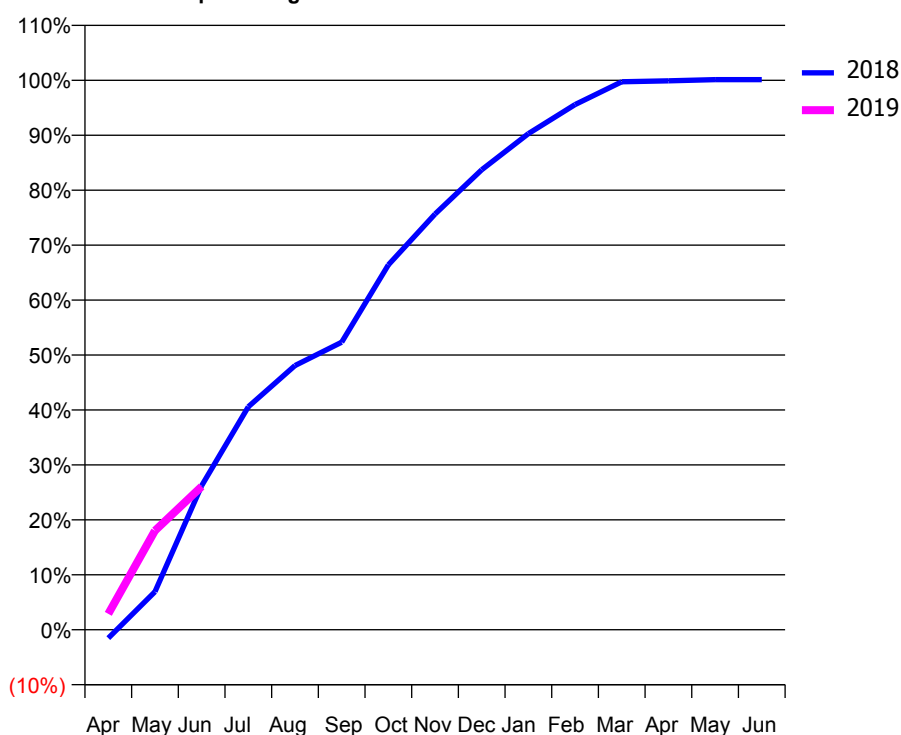
### Q63 - Vital Signs Orthodontic At a Glance Contract Report for 146498/0001 - June 2018

Name or company name	The McDonogh Practice	18/19 Contracted general activity (UDA)	0
Contract type name	PDS Contract	Carry forward general activity (UDA)	0
Purpose of contract	Orthodontic	18/19 Contracted orthodontic activity (UOA)	29,821
Contract start date	01/04/2006	Carry forward orthodontic activity (UOA)	0
Contract end date	31/03/2019	Baseline contract value	£2,043,899.10

ACCESS	Contract	England and Wales
24 month ratio of assessments to patient IDs	1.05	1.09

ACTIVITY	Contract
Contract assess and fit appliances (case starts) as a percentage of Area Team case starts	14.0 %

Cumulative percentage of contracted UOA delivered 2018 & 2019



Month	Adjusted Scheduled Activity (UOA)		
	2017	2018	2019
April	-258	-459	866
May	4,498	2,066	5,382
June	8,671	7,819	7,773
July	12,608	12,106	
August	14,098	14,343	
September	17,620	15,606	
October	20,616	19,800	
November	22,961	22,560	
December	24,348	24,961	
January	25,286	26,924	
February	27,182	28,503	
March	28,841	29,742	
April	29,275	29,787	
May	29,361	29,853	
June	29,362	29,853	

#### QUANTITY METRICS (rolling 12 month period)

	Contract Quantity	Contract Base Number	Contract *	Area Team	Region	England
% of all assessments that were assess and fit appliances (case starts)	1,418	2,658	53.3%	55.8%	60.3%	60.4%
% of all assessments that were assess and refuse	405	2,658	15.2%	13.4%	14.0%	11.4%
% of all assessments that were assess and review	835	2,658	31.4%	30.9%	25.7%	28.3%
% of case starts with a reported IOTN of 3 and Aesthetic Component of 5 or below	1	1,418	0.1%	0.2%	0.1%	0.1%
% of case starts with a reported IOTN of 3 and Aesthetic Component of 6 or above	63	1,418	4.4%	5.5%	5.6%	4.0%
% of case starts with a reported IOTN of 4	1,021	1,418	72.0%	80.3%	79.3%	77.8%
% of case starts with a reported IOTN of 5	313	1,418	22.1%	13.1%	14.0%	16.7 %
% of concluded courses in receipt of dual-arch fixed appliances	1,030	1,224	84.2%	72.7%	78.9%	74.3%
% of concluded courses where treatment was abandoned or discontinued	73	1,224	6.0%	5.7%	5.6%	6.9%
% of patients satisfied with the treatment they have received	33	35	94.3%	95.4%	93.6%	95.7%

\* Figures in italics indicate that the base number is less than 100.

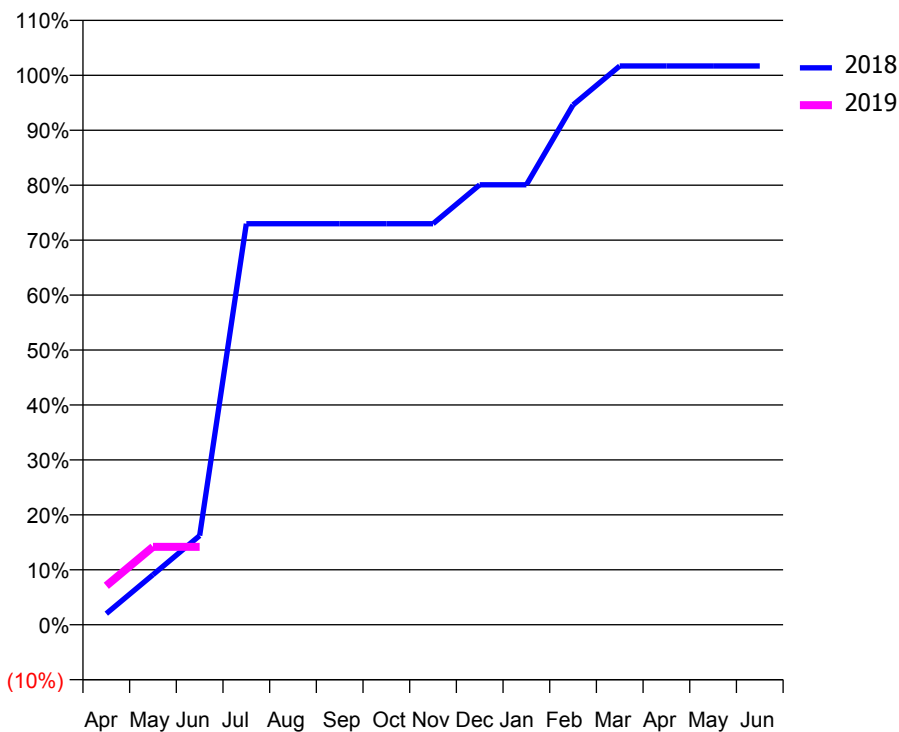
### Q63 - Vital Signs Orthodontic At a Glance Contract Report for 147060/0001 - June 2018

Name or company name	Purley Whites Dental Care	18/19 Contracted general activity (UDA)	10,277
Contract type name	GDS Contract	Carry forward general activity (UDA)	0
Purpose of contract	General and Orthodontic	18/19 Contracted orthodontic activity (UOA)	296
Contract start date	01/04/2006	Carry forward orthodontic activity (UOA)	0
Contract end date		Baseline contract value	£285,754.66

ACCESS	Contract	England and Wales
24 month ratio of assessments to patient IDs	1.00	1.09

ACTIVITY	Contract
Contract assess and fit appliances (case starts) as a percentage of Area Team case starts	0.1 %

Cumulative percentage of contracted UOA delivered 2018 & 2019



Month	Adjusted Scheduled Activity (UOA)		
	2017	2018	2019
April	6	6	21
May	6	27	42
June	7	48	42
July	28	216	
August	70	216	
September	91	216	
October	113	216	
November	114	216	
December	135	237	
January	303	237	
February	303	280	
March	303	301	
April	303	301	
May	303	301	
June	303	301	

#### QUANTITY METRICS (rolling 12 month period)

	Contract Quantity	Contract Base Number	Contract *	Area Team	Region	England
% of all assessments that were assess and fit appliances (case starts)	14	15	93.3%	55.8%	60.3%	60.4%
% of all assessments that were assess and refuse	0	15	0.0%	13.4%	14.0%	11.4%
% of all assessments that were assess and review	1	15	6.7%	30.9%	25.7%	28.3%
% of case starts with a reported IOTN of 3 and Aesthetic Component of 5 or below	2	14	14.3%	0.2%	0.1%	0.1%
% of case starts with a reported IOTN of 3 and Aesthetic Component of 6 or above	7	14	50.0%	5.5%	5.6%	4.0%
% of case starts with a reported IOTN of 4	5	14	35.7%	80.3%	79.3%	77.8%
% of case starts with a reported IOTN of 5	0	14	N/A	13.1%	14.0%	16.7 %
% of concluded courses in receipt of dual-arch fixed appliances	4	13	30.8%	72.7%	78.9%	74.3%
% of concluded courses where treatment was abandoned or discontinued	3	13	23.1%	5.7%	5.6%	6.9%
% of patients satisfied with the treatment they have received	1	1	100.0%	95.4%	93.6%	95.7%

\* Figures in italics indicate that the base number is less than 100.

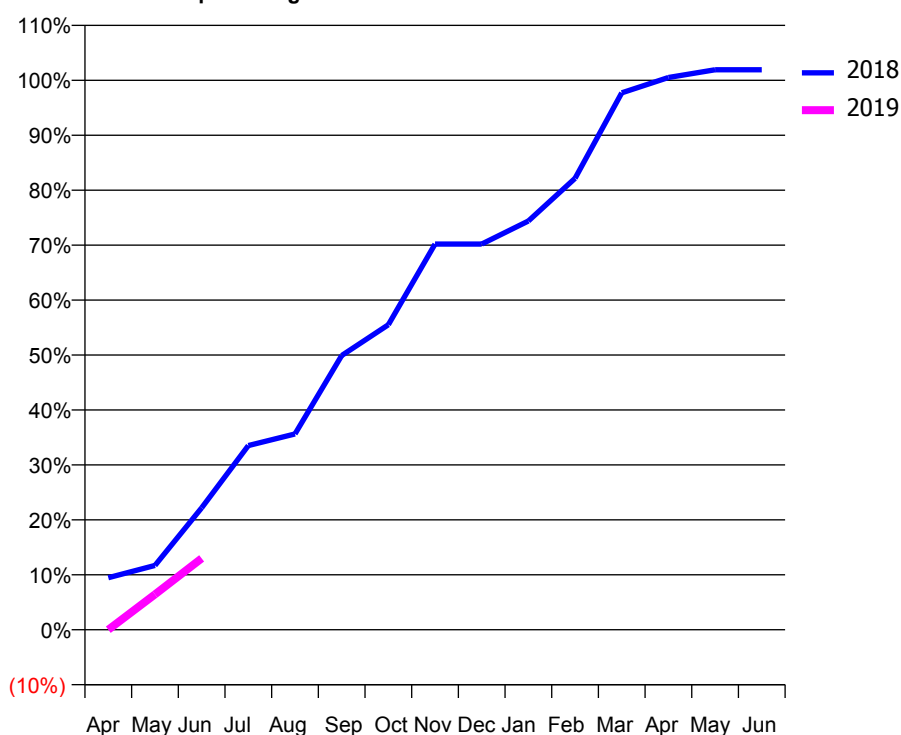
### Q63 - Vital Signs Orthodontic At a Glance Contract Report for 167592/0001 - June 2018

Name or company name	Quadrant Orthodontics	18/19 Contracted general activity (UDA)	0
Contract type name	PDS Contract	Carry forward general activity (UDA)	0
Purpose of contract	Orthodontic	18/19 Contracted orthodontic activity (UOA)	3,000
Contract start date	02/11/2011	Carry forward orthodontic activity (UOA)	0
Contract end date	31/03/2019	Baseline contract value	£199,141.91

ACCESS	Contract	England and Wales
24 month ratio of assessments to patient IDs	1.02	1.09

ACTIVITY	Contract
Contract assess and fit appliances (case starts) as a percentage of Area Team case starts	1.4 %

Cumulative percentage of contracted UOA delivered 2018 & 2019



Month	Adjusted Scheduled Activity (UOA)		
	2017	2018	2019
April	51	284	0
May	540	351	193
June	774	666	390
July	1,240	1,006	
August	2,547	1,069	
September	2,554	1,497	
October	2,568	1,665	
November	2,574	2,106	
December	2,605	2,106	
January	2,775	2,232	
February	2,775	2,465	
March	2,888	2,931	
April	3,051	3,015	
May	3,051	3,057	
June	3,051	3,057	

#### QUANTITY METRICS (rolling 12 month period)

	Contract Quantity	Contract Base Number	Contract *	Area Team	Region	England
% of all assessments that were assess and fit appliances (case starts)	139	139	100.0%	55.8%	60.3%	60.4%
% of all assessments that were assess and refuse	0	139	0.0%	13.4%	14.0%	11.4%
% of all assessments that were assess and review	0	139	0.0%	30.9%	25.7%	28.3%
% of case starts with a reported IOTN of 3 and Aesthetic Component of 5 or below	1	139	0.7%	0.2%	0.1%	0.1%
% of case starts with a reported IOTN of 3 and Aesthetic Component of 6 or above	4	139	2.9%	5.5%	5.6%	4.0%
% of case starts with a reported IOTN of 4	120	139	86.3%	80.3%	79.3%	77.8%
% of case starts with a reported IOTN of 5	12	139	8.6%	13.1%	14.0%	16.7 %
% of concluded courses in receipt of dual-arch fixed appliances	1	160	0.6%	72.7%	78.9%	74.3%
% of concluded courses where treatment was abandoned or discontinued	6	160	3.8%	5.7%	5.6%	6.9%
% of patients satisfied with the treatment they have received	3	3	100.0%	95.4%	93.6%	95.7%

\* Figures in italics indicate that the base number is less than 100.

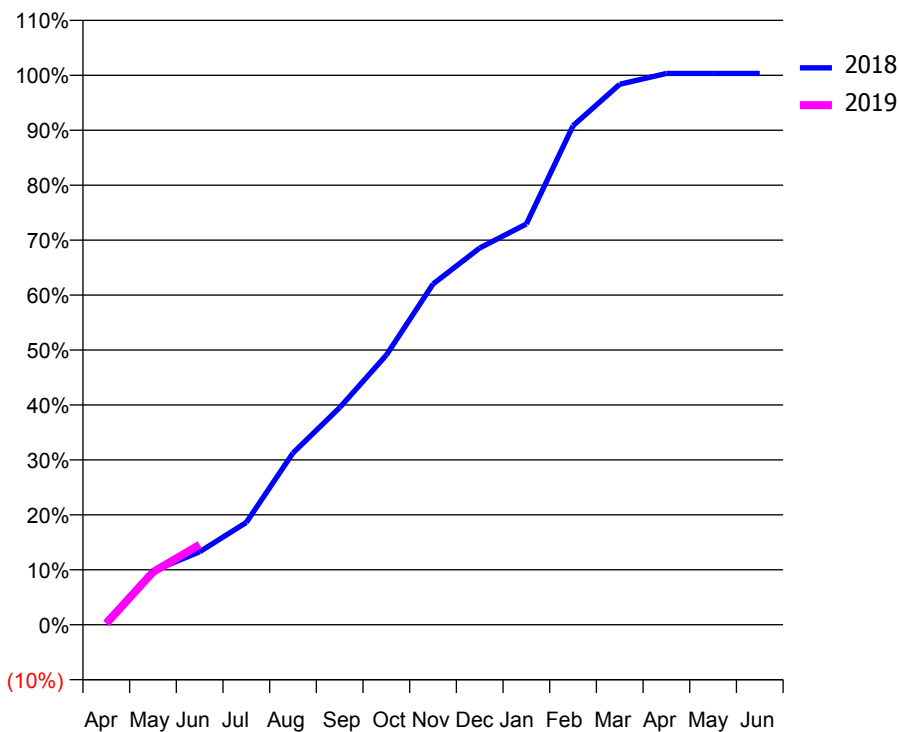
### Q63 - Vital Signs Orthodontic At a Glance Contract Report for 169552/0001 - June 2018

Name or company name	Battersea Orthodontics	18/19 Contracted general activity (UDA)	0
Contract type name	PDS Contract	Carry forward general activity (UDA)	0
Purpose of contract	Orthodontic	18/19 Contracted orthodontic activity (UOA)	10,227
Contract start date	05/02/2010	Carry forward orthodontic activity (UOA)	0
Contract end date	31/03/2019	Baseline contract value	£664,739.28

ACCESS	Contract	England and Wales
24 month ratio of assessments to patient IDs	1.02	1.09

ACTIVITY	Contract
Contract assess and fit appliances (case starts) as a percentage of Area Team case starts	4.9 %

Cumulative percentage of contracted UOA delivered 2018 & 2019



Month	Adjusted Scheduled Activity (UOA)		
	2017	2018	2019
April	98	60	24
May	1,037	998	981
June	1,528	1,360	1,490
July	3,208	1,906	
August	3,838	3,197	
September	4,678	4,042	
October	5,383	5,019	
November	6,303	6,342	
December	7,258	7,012	
January	8,166	7,459	
February	9,396	9,288	
March	10,216	10,061	
April	10,287	10,260	
May	10,287	10,260	
June	10,287	10,260	

#### QUANTITY METRICS (rolling 12 month period)

	Contract Quantity	Contract Base Number	Contract *	Area Team	Region	England
% of all assessments that were assess and fit appliances (case starts)	500	701	71.3%	55.8%	60.3%	60.4%
% of all assessments that were assess and refuse	5	701	0.7%	13.4%	14.0%	11.4%
% of all assessments that were assess and review	196	701	28.0%	30.9%	25.7%	28.3%
% of case starts with a reported IOTN of 3 and Aesthetic Component of 5 or below	1	500	0.2%	0.2%	0.1%	0.1%
% of case starts with a reported IOTN of 3 and Aesthetic Component of 6 or above	36	500	7.2%	5.5%	5.6%	4.0%
% of case starts with a reported IOTN of 4	395	500	79.0%	80.3%	79.3%	77.8%
% of case starts with a reported IOTN of 5	68	500	13.6%	13.1%	14.0%	16.7 %
% of concluded courses in receipt of dual-arch fixed appliances	297	559	53.1%	72.7%	78.9%	74.3%
% of concluded courses where treatment was abandoned or discontinued	9	559	1.6%	5.7%	5.6%	6.9%
% of patients satisfied with the treatment they have received	15	16	93.8%	95.4%	93.6%	95.7%

\* Figures in italics indicate that the base number is less than 100.

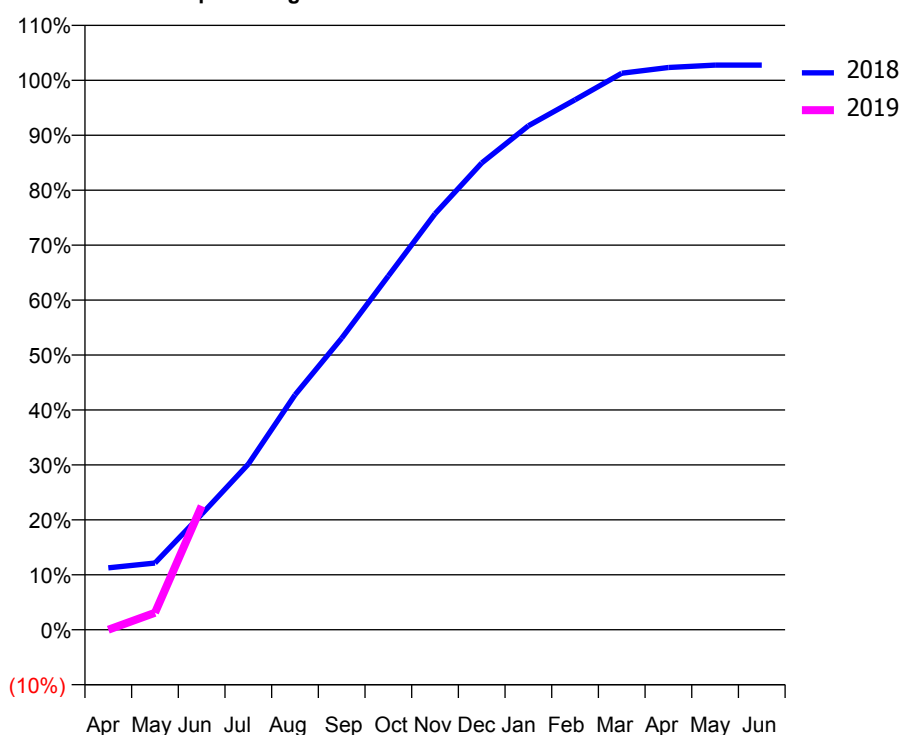
### Q63 - Vital Signs Orthodontic At a Glance Contract Report for 184543/0001 - June 2018

Name or company name	Grosvenor Orthodontic Clinic (Beckenham) Ltd	18/19 Contracted general activity (UDA)	0
Contract type name	PDS Contract	Carry forward general activity (UDA)	0
Purpose of contract	Orthodontic	18/19 Contracted orthodontic activity (UOA)	14,345
Contract start date	01/02/2013	Carry forward orthodontic activity (UOA)	0
Contract end date	31/03/2019	Baseline contract value	£916,086.06

ACCESS	Contract	England and Wales
24 month ratio of assessments to patient IDs	1.04	1.09

ACTIVITY	Contract
Contract assess and fit appliances (case starts) as a percentage of Area Team case starts	7.1 %

Cumulative percentage of contracted UOA delivered 2018 & 2019



Month	Adjusted Scheduled Activity (UOA)		
	2017	2018	2019
April	1,183	1,617	0
May	2,535	1,744	445
June	3,280	3,018	3,233
July	5,048	4,325	
August	6,558	6,131	
September	8,244	7,613	
October	9,474	9,237	
November	10,450	10,861	
December	11,652	12,186	
January	13,462	13,156	
February	14,265	13,836	
March	14,374	14,530	
April	14,374	14,677	
May	14,374	14,740	
June	14,374	14,740	

#### QUANTITY METRICS (rolling 12 month period)

	Contract Quantity	Contract Base Number	Contract *	Area Team	Region	England
% of all assessments that were assess and fit appliances (case starts)	720	742	97.0%	55.8%	60.3%	60.4%
% of all assessments that were assess and refuse	1	742	0.1%	13.4%	14.0%	11.4%
% of all assessments that were assess and review	21	742	2.8%	30.9%	25.7%	28.3%
% of case starts with a reported IOTN of 3 and Aesthetic Component of 5 or below	1	720	0.1%	0.2%	0.1%	0.1%
% of case starts with a reported IOTN of 3 and Aesthetic Component of 6 or above	0	720	N/A	5.5%	5.6%	4.0%
% of case starts with a reported IOTN of 4	655	720	91.0%	80.3%	79.3%	77.8%
% of case starts with a reported IOTN of 5	57	720	7.9%	13.1%	14.0%	16.7 %
% of concluded courses in receipt of dual-arch fixed appliances	444	516	86.0%	72.7%	78.9%	74.3%
% of concluded courses where treatment was abandoned or discontinued	41	516	7.9%	5.7%	5.6%	6.9%
% of patients satisfied with the treatment they have received	10	10	100.0%	95.4%	93.6%	95.7%

\* Figures in italics indicate that the base number is less than 100.

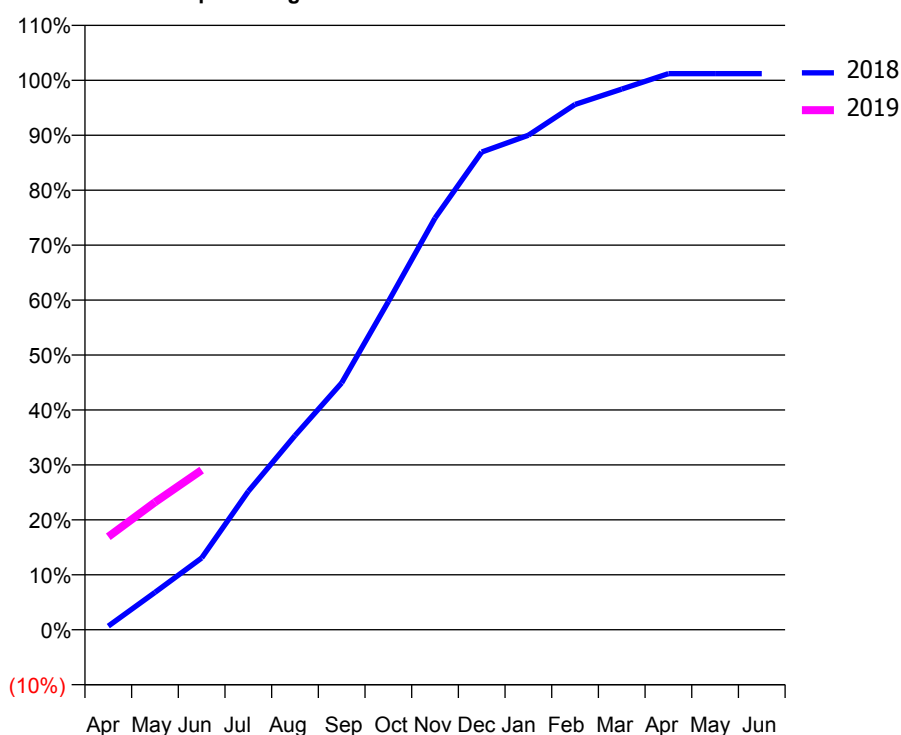
### Q63 - Vital Signs Orthodontic At a Glance Contract Report for 273740/0003 - June 2018

Name or company name	MR J PATEL	18/19 Contracted general activity (UDA)	4,500
Contract type name	GDS Contract	Carry forward general activity (UDA)	0
Purpose of contract	General and Orthodontic	18/19 Contracted orthodontic activity (UOA)	750
Contract start date	01/10/2013	Carry forward orthodontic activity (UOA)	0
Contract end date		Baseline contract value	£152,113.45

ACCESS	Contract	England and Wales
24 month ratio of assessments to patient IDs	1.12	1.09

ACTIVITY	Contract
Contract assess and fit appliances (case starts) as a percentage of Area Team case starts	0.4 %

Cumulative percentage of contracted UOA delivered 2018 & 2019



Month	Adjusted Scheduled Activity (UOA)		
	2017	2018	2019
April	3	5	127
May	7	51	174
June	33	98	218
July	34	189	
August	39	265	
September	39	337	
October	40	448	
November	203	562	
December	227	652	
January	249	675	
February	309	717	
March	501	738	
April	501	759	
May	501	759	
June	501	759	

#### QUANTITY METRICS (rolling 12 month period)

	Contract Quantity	Contract Base Number	Contract *	Area Team	Region	England
% of all assessments that were assess and fit appliances (case starts)	40	97	41.2%	55.8%	60.3%	60.4%
% of all assessments that were assess and refuse	19	97	19.6%	13.4%	14.0%	11.4%
% of all assessments that were assess and review	38	97	39.2%	30.9%	25.7%	28.3%
% of case starts with a reported IOTN of 3 and Aesthetic Component of 5 or below	0	40	N/A	0.2%	0.1%	0.1%
% of case starts with a reported IOTN of 3 and Aesthetic Component of 6 or above	2	40	5.0%	5.5%	5.6%	4.0%
% of case starts with a reported IOTN of 4	30	40	75.0%	80.3%	79.3%	77.8%
% of case starts with a reported IOTN of 5	8	40	20.0%	13.1%	14.0%	16.7 %
% of concluded courses in receipt of dual-arch fixed appliances	1	2	50.0%	72.7%	78.9%	74.3%
% of concluded courses where treatment was abandoned or discontinued	0	2	0.0%	5.7%	5.6%	6.9%
% of patients satisfied with the treatment they have received	0	0	N/A	95.4%	93.6%	95.7%

\* Figures in italics indicate that the base number is less than 100.



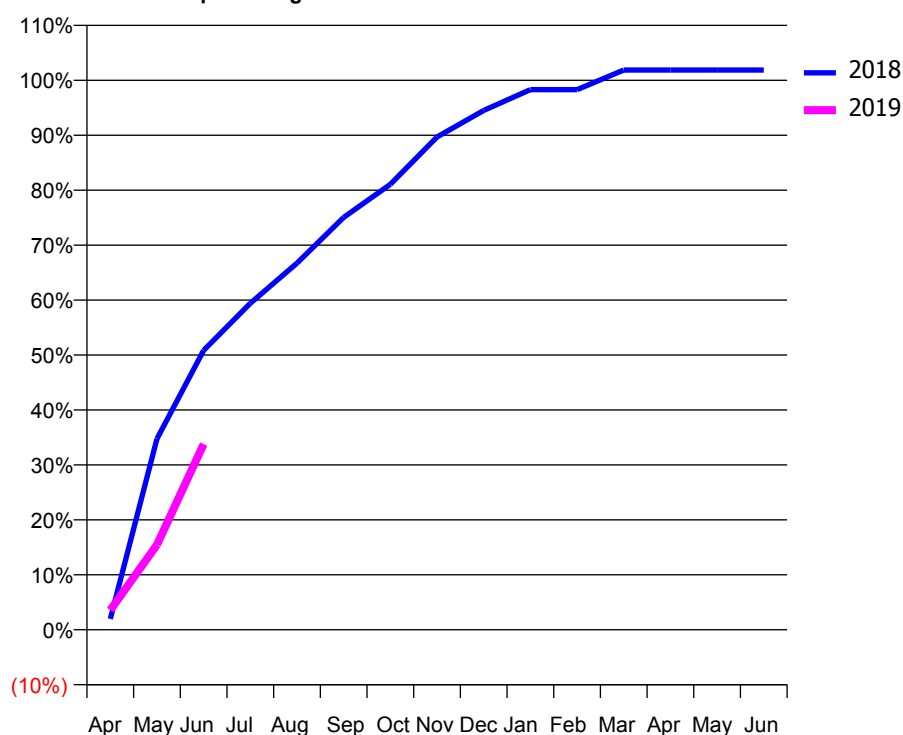
### Q63 - Vital Signs Orthodontic At a Glance Contract Report for 336491/0002 - June 2018

Name or company name	MISS JA SILVESTER	18/19 Contracted general activity (UDA)	0
Contract type name	PDS Contract	Carry forward general activity (UDA)	0
Purpose of contract	Orthodontic	18/19 Contracted orthodontic activity (UOA)	1,764
Contract start date	01/04/2011	Carry forward orthodontic activity (UOA)	0
Contract end date	31/03/2019	Baseline contract value	£116,158.87

ACCESS	Contract	England and Wales
24 month ratio of assessments to patient IDs	1.02	1.09

ACTIVITY	Contract
Contract assess and fit appliances (case starts) as a percentage of Area Team case starts	0.7 %

Cumulative percentage of contracted UOA delivered 2018 & 2019



Month	Adjusted Scheduled Activity (UOA)		
	2017	2018	2019
April	35	35	63
May	469	613	273
June	561	897	596
July	851	1,048	
August	921	1,177	
September	1,006	1,324	
October	1,222	1,430	
November	1,546	1,582	
December	1,887	1,667	
January	1,887	1,734	
February	1,887	1,734	
March	1,887	1,797	
April	1,887	1,797	
May	1,887	1,797	
June	1,887	1,797	

#### QUANTITY METRICS (rolling 12 month period)

	Contract Quantity	Contract Base Number	Contract *	Area Team	Region	England
% of all assessments that were assess and fit appliances (case starts)	74	84	88.1%	55.8%	60.3%	60.4%
% of all assessments that were assess and refuse	0	84	0.0%	13.4%	14.0%	11.4%
% of all assessments that were assess and review	10	84	11.9%	30.9%	25.7%	28.3%
% of case starts with a reported IOTN of 3 and Aesthetic Component of 5 or below	0	74	N/A	0.2%	0.1%	0.1%
% of case starts with a reported IOTN of 3 and Aesthetic Component of 6 or above	2	74	2.7%	5.5%	5.6%	4.0%
% of case starts with a reported IOTN of 4	53	74	71.6%	80.3%	79.3%	77.8%
% of case starts with a reported IOTN of 5	18	74	24.3%	13.1%	14.0%	16.7%
% of concluded courses in receipt of dual-arch fixed appliances	83	88	94.3%	72.7%	78.9%	74.3%
% of concluded courses where treatment was abandoned or discontinued	1	88	1.1%	5.7%	5.6%	6.9%
% of patients satisfied with the treatment they have received	1	1	100.0%	95.4%	93.6%	95.7%

\* Figures in italics indicate that the base number is less than 100.

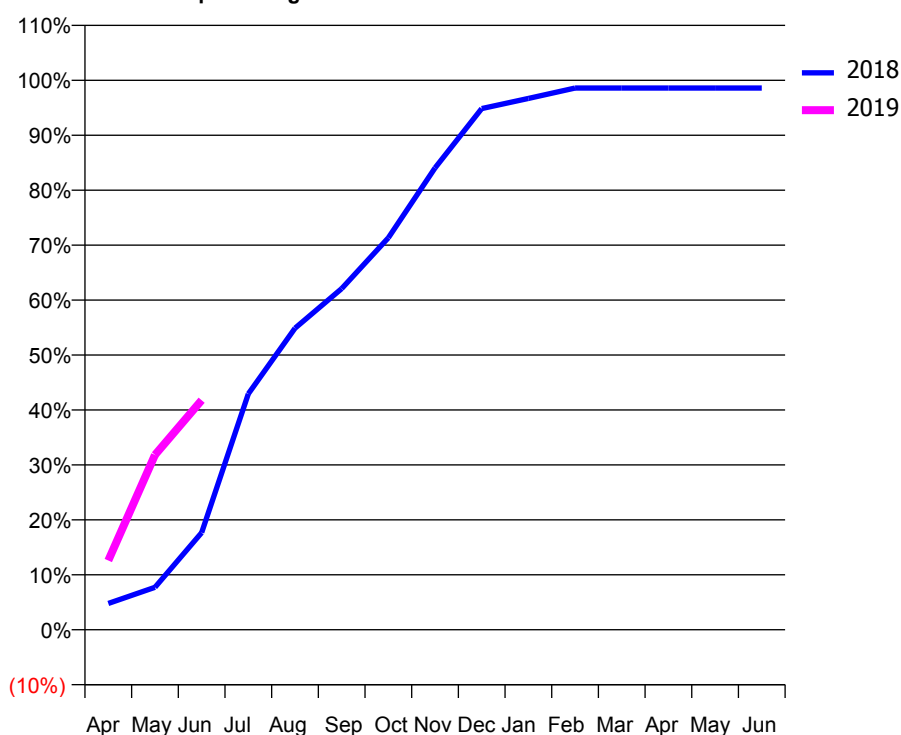
### Q63 - Vital Signs Orthodontic At a Glance Contract Report for 339199/0002 - June 2018

Name or company name	MR K BANAI	18/19 Contracted general activity (UDA)	0
Contract type name	PDS Contract	Carry forward general activity (UDA)	0
Purpose of contract	Orthodontic	18/19 Contracted orthodontic activity (UOA)	2,331
Contract start date	01/04/2006	Carry forward orthodontic activity (UOA)	0
Contract end date	31/03/2019	Baseline contract value	£152,554.83

ACCESS	Contract	England and Wales
24 month ratio of assessments to patient IDs	1.01	1.09

ACTIVITY	Contract
Contract assess and fit appliances (case starts) as a percentage of Area Team case starts	1.4 %

Cumulative percentage of contracted UOA delivered 2018 & 2019



Month	Adjusted Scheduled Activity (UOA)		
	2017	2018	2019
April	21	112	294
May	384	180	742
June	573	412	974
July	640	1,001	
August	935	1,279	
September	1,231	1,447	
October	1,294	1,663	
November	1,527	1,959	
December	1,805	2,211	
January	1,933	2,254	
February	2,104	2,298	
March	2,273	2,298	
April	2,316	2,298	
May	2,316	2,298	
June	2,316	2,298	

#### QUANTITY METRICS (rolling 12 month period)

	Contract Quantity	Contract Base Number	Contract *	Area Team	Region	England
% of all assessments that were assess and fit appliances (case starts)	139	152	91.4%	55.8%	60.3%	60.4%
% of all assessments that were assess and refuse	4	152	2.6%	13.4%	14.0%	11.4%
% of all assessments that were assess and review	9	152	5.9%	30.9%	25.7%	28.3%
% of case starts with a reported IOTN of 3 and Aesthetic Component of 5 or below	0	139	N/A	0.2%	0.1%	0.1%
% of case starts with a reported IOTN of 3 and Aesthetic Component of 6 or above	18	139	12.9%	5.5%	5.6%	4.0%
% of case starts with a reported IOTN of 4	102	139	73.4%	80.3%	79.3%	77.8%
% of case starts with a reported IOTN of 5	19	139	13.7%	13.1%	14.0%	16.7 %
% of concluded courses in receipt of dual-arch fixed appliances	97	108	89.8%	72.7%	78.9%	74.3%
% of concluded courses where treatment was abandoned or discontinued	4	108	3.7%	5.7%	5.6%	6.9%
% of patients satisfied with the treatment they have received	6	6	100.0%	95.4%	93.6%	95.7%

\* Figures in italics indicate that the base number is less than 100.

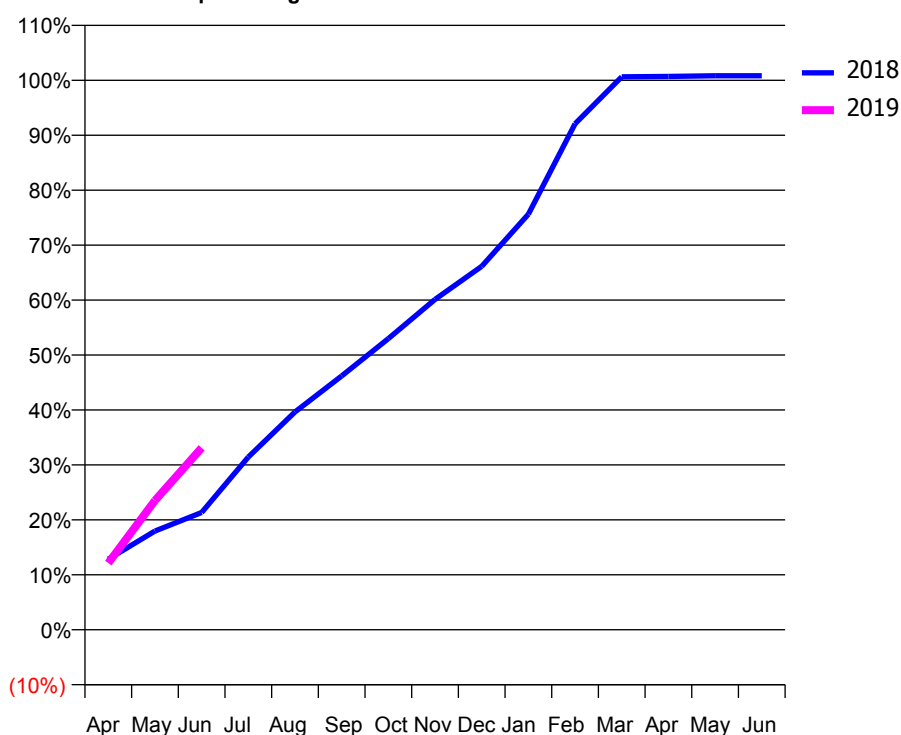
### Q63 - Vital Signs Orthodontic At a Glance Contract Report for 748838/0001 - June 2018

Name or company name	MR PS WILLIAMS	18/19 Contracted general activity (UDA)	0
Contract type name	PDS Contract	Carry forward general activity (UDA)	0
Purpose of contract	Orthodontic	18/19 Contracted orthodontic activity (UOA)	20,481
Contract start date	01/04/2006	Carry forward orthodontic activity (UOA)	0
Contract end date	31/03/2019	Baseline contract value	£1,414,570.40

ACCESS	Contract	England and Wales
24 month ratio of assessments to patient IDs	1.03	1.09

ACTIVITY	Contract
Contract assess and fit appliances (case starts) as a percentage of Area Team case starts	10.4 %

Cumulative percentage of contracted UOA delivered 2018 & 2019



Month	Adjusted Scheduled Activity (UOA)		
	2017	2018	2019
April	1,204	2,631	2,487
May	2,849	3,678	4,817
June	3,578	4,370	6,784
July	5,427	6,437	
August	7,078	8,120	
September	8,445	9,460	
October	11,074	10,851	
November	12,934	12,314	
December	14,956	13,544	
January	16,273	15,487	
February	18,308	18,857	
March	20,468	20,611	
April	20,506	20,624	
May	20,510	20,646	
June	20,552	20,646	

#### QUANTITY METRICS (rolling 12 month period)

	Contract Quantity	Contract Base Number	Contract *	Area Team	Region	England
% of all assessments that were assess and fit appliances (case starts)	1,051	2,289	45.9%	55.8%	60.3%	60.4%
% of all assessments that were assess and refuse	694	2,289	30.3%	13.4%	14.0%	11.4%
% of all assessments that were assess and review	544	2,289	23.8%	30.9%	25.7%	28.3%
% of case starts with a reported IOTN of 3 and Aesthetic Component of 5 or below	2	1,051	0.2%	0.2%	0.1%	0.1%
% of case starts with a reported IOTN of 3 and Aesthetic Component of 6 or above	134	1,051	12.7%	5.5%	5.6%	4.0%
% of case starts with a reported IOTN of 4	796	1,051	75.7%	80.3%	79.3%	77.8%
% of case starts with a reported IOTN of 5	114	1,051	10.8%	13.1%	14.0%	16.7%
% of concluded courses in receipt of dual-arch fixed appliances	167	556	30.0%	72.7%	78.9%	74.3%
% of concluded courses where treatment was abandoned or discontinued	45	556	8.1%	5.7%	5.6%	6.9%
% of patients satisfied with the treatment they have received	36	37	97.3%	95.4%	93.6%	95.7%

\* Figures in italics indicate that the base number is less than 100.

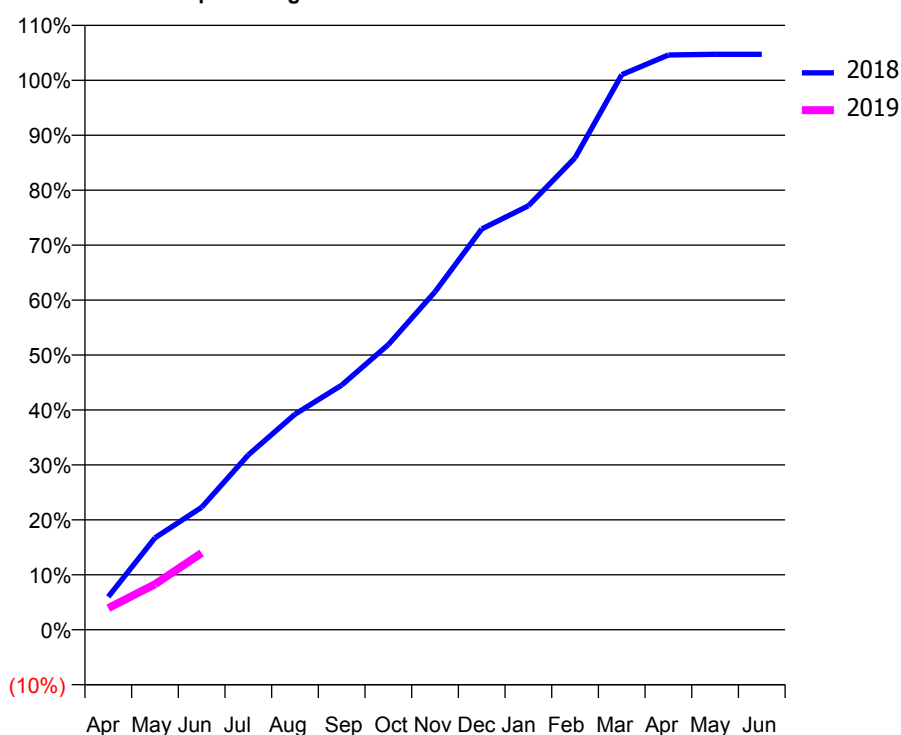
### Q63 - Vital Signs Orthodontic At a Glance Contract Report for 748838/0002 - June 2018

Name or company name	MR PS WILLIAMS	18/19 Contracted general activity (UDA)	0
Contract type name	PDS Contract	Carry forward general activity (UDA)	0
Purpose of contract	Orthodontic	18/19 Contracted orthodontic activity (UOA)	15,498
Contract start date	18/12/2008	Carry forward orthodontic activity (UOA)	0
Contract end date	31/03/2019	Baseline contract value	£1,040,480.75

ACCESS	Contract	England and Wales
24 month ratio of assessments to patient IDs	1.04	1.09

ACTIVITY	Contract
Contract assess and fit appliances (case starts) as a percentage of Area Team case starts	6.8 %

Cumulative percentage of contracted UOA delivered 2018 & 2019



Month	Adjusted Scheduled Activity (UOA)		
	2017	2018	2019
April	2,160	929	610
May	3,543	2,594	1,283
June	4,481	3,453	2,163
July	5,764	4,931	
August	7,491	6,079	
September	8,553	6,899	
October	9,551	8,043	
November	10,850	9,533	
December	11,826	11,304	
January	12,264	11,959	
February	14,720	13,312	
March	15,852	15,655	
April	15,853	16,211	
May	15,962	16,232	
June	15,962	16,232	

#### QUANTITY METRICS (rolling 12 month period)

	Contract Quantity	Contract Base Number	Contract *	Area Team	Region	England
% of all assessments that were assess and fit appliances (case starts)	685	1,466	46.7%	55.8%	60.3%	60.4%
% of all assessments that were assess and refuse	327	1,466	22.3%	13.4%	14.0%	11.4%
% of all assessments that were assess and review	454	1,466	31.0%	30.9%	25.7%	28.3%
% of case starts with a reported IOTN of 3 and Aesthetic Component of 5 or below	2	685	0.3%	0.2%	0.1%	0.1%
% of case starts with a reported IOTN of 3 and Aesthetic Component of 6 or above	24	685	3.5%	5.5%	5.6%	4.0%
% of case starts with a reported IOTN of 4	568	685	82.9%	80.3%	79.3%	77.8%
% of case starts with a reported IOTN of 5	84	685	12.3%	13.1%	14.0%	16.7 %
% of concluded courses in receipt of dual-arch fixed appliances	527	630	83.7%	72.7%	78.9%	74.3%
% of concluded courses where treatment was abandoned or discontinued	45	630	7.1%	5.7%	5.6%	6.9%
% of patients satisfied with the treatment they have received	11	12	91.7%	95.4%	93.6%	95.7%

\* Figures in italics indicate that the base number is less than 100.

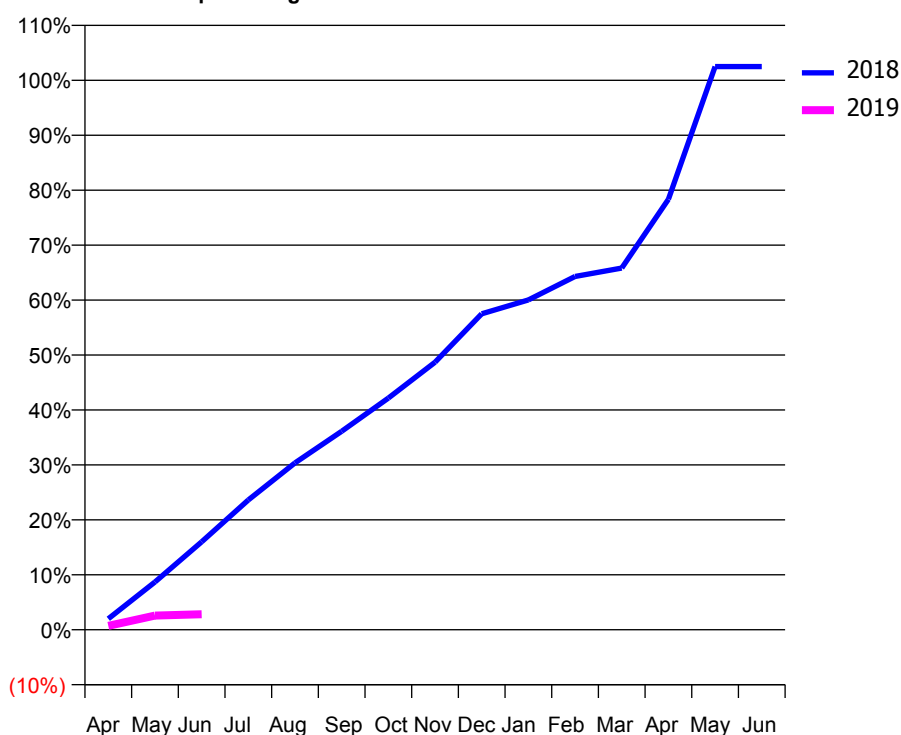
### Q63 - Vital Signs Orthodontic At a Glance Contract Report for 751618/0001 - June 2018

Name or company name	MISS K BORHAN	18/19 Contracted general activity (UDA)	0
Contract type name	PDS Contract	Carry forward general activity (UDA)	0
Purpose of contract	Orthodontic	18/19 Contracted orthodontic activity (UOA)	4,604
Contract start date	01/04/2006	Carry forward orthodontic activity (UOA)	0
Contract end date	31/03/2019	Baseline contract value	£296,320.54

ACCESS	Contract	England and Wales
24 month ratio of assessments to patient IDs	1.10	1.09

ACTIVITY	Contract
Contract assess and fit appliances (case starts) as a percentage of Area Team case starts	1.9 %

Cumulative percentage of contracted UOA delivered 2018 & 2019



Month	Adjusted Scheduled Activity (UOA)		
	2017	2018	2019
April	72	92	33
May	310	401	119
June	612	737	130
July	996	1,088	
August	1,568	1,398	
September	1,839	1,663	
October	2,179	1,941	
November	2,290	2,242	
December	2,823	2,647	
January	3,250	2,764	
February	3,671	2,960	
March	4,021	3,031	
April	4,128	3,607	
May	4,703	4,719	
June	4,703	4,719	

#### QUANTITY METRICS (rolling 12 month period)

	Contract Quantity	Contract Base Number	Contract *	Area Team	Region	England
% of all assessments that were assess and fit appliances (case starts)	193	571	33.8%	55.8%	60.3%	60.4%
% of all assessments that were assess and refuse	5	571	0.9%	13.4%	14.0%	11.4%
% of all assessments that were assess and review	373	571	65.3%	30.9%	25.7%	28.3%
% of case starts with a reported IOTN of 3 and Aesthetic Component of 5 or below	0	193	N/A	0.2%	0.1%	0.1%
% of case starts with a reported IOTN of 3 and Aesthetic Component of 6 or above	1	193	0.5%	5.5%	5.6%	4.0%
% of case starts with a reported IOTN of 4	150	193	77.7%	80.3%	79.3%	77.8%
% of case starts with a reported IOTN of 5	42	193	21.8%	13.1%	14.0%	16.7%
% of concluded courses in receipt of dual-arch fixed appliances	127	140	90.7%	72.7%	78.9%	74.3%
% of concluded courses where treatment was abandoned or discontinued	2	140	1.4%	5.7%	5.6%	6.9%
% of patients satisfied with the treatment they have received	6	6	100.0%	95.4%	93.6%	95.7%

\* Figures in italics indicate that the base number is less than 100.

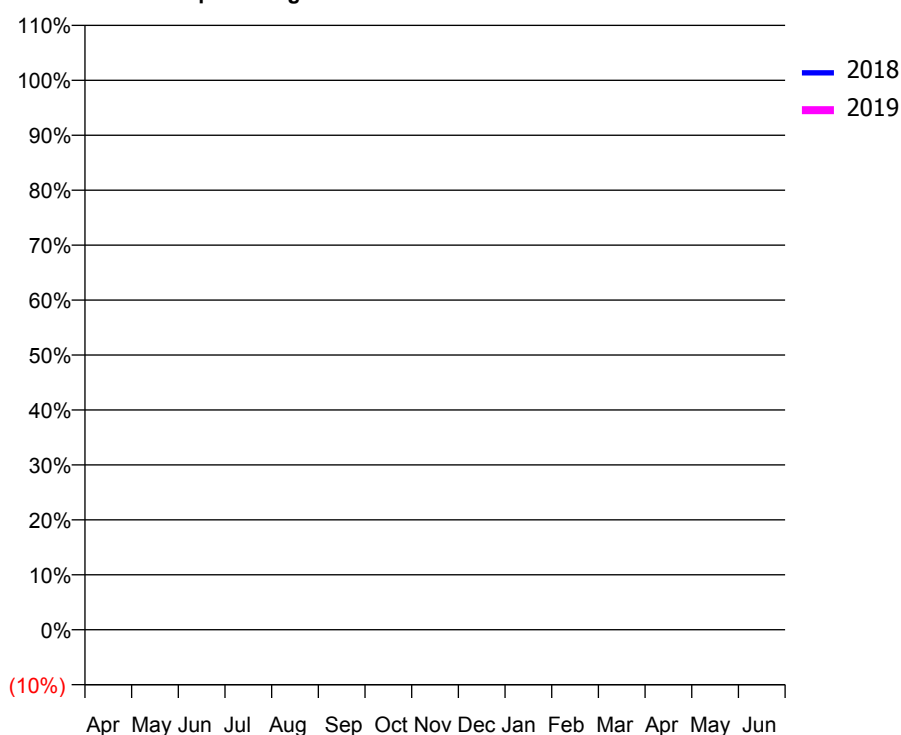
### Q63 - Vital Signs Orthodontic At a Glance Contract Report for 752304/0002 - June 2018

Name or company name	MR MS DARR	18/19 Contracted general activity (UDA)	21,659
Contract type name	GDS Contract	Carry forward general activity (UDA)	0
Purpose of contract	General	18/19 Contracted orthodontic activity (UOA)	0
Contract start date	01/01/2007	Carry forward orthodontic activity (UOA)	0
Contract end date		Baseline contract value	£564,083.20

ACCESS	Contract	England and Wales
24 month ratio of assessments to patient IDs	1.04	1.09

ACTIVITY	Contract
Contract assess and fit appliances (case starts) as a percentage of Area Team case starts	0.0 %

Cumulative percentage of contracted UOA delivered 2018 & 2019



Month	Adjusted Scheduled Activity (UOA)		
	2017	2018	2019
April	0	0	5
May	0	0	8
June	0	2	9
July	0	2	
August	2	3	
September	23	3	
October	44	7	
November	44	8	
December	45	1	
January	46	1	
February	68	2	
March	2	22	
April	2	22	
May	2	22	
June	2	22	

#### QUANTITY METRICS (rolling 12 month period)

	Contract Quantity	Contract Base Number	Contract *	Area Team	Region	England
% of all assessments that were assess and fit appliances (case starts)	1	19	5.3%	55.8%	60.3%	60.4%
% of all assessments that were assess and refuse	4	19	21.1%	13.4%	14.0%	11.4%
% of all assessments that were assess and review	14	19	73.7%	30.9%	25.7%	28.3%
% of case starts with a reported IOTN of 3 and Aesthetic Component of 5 or below	0	1	N/A	0.2%	0.1%	0.1%
% of case starts with a reported IOTN of 3 and Aesthetic Component of 6 or above	0	1	N/A	5.5%	5.6%	4.0%
% of case starts with a reported IOTN of 4	1	1	100.0%	80.3%	79.3%	77.8%
% of case starts with a reported IOTN of 5	0	1	N/A	13.1%	14.0%	16.7 %
% of concluded courses in receipt of dual-arch fixed appliances	3	7	42.9%	72.7%	78.9%	74.3%
% of concluded courses where treatment was abandoned or discontinued	2	7	28.6%	5.7%	5.6%	6.9%
% of patients satisfied with the treatment they have received	0	0	N/A	95.4%	93.6%	95.7%

\* Figures in italics indicate that the base number is less than 100.

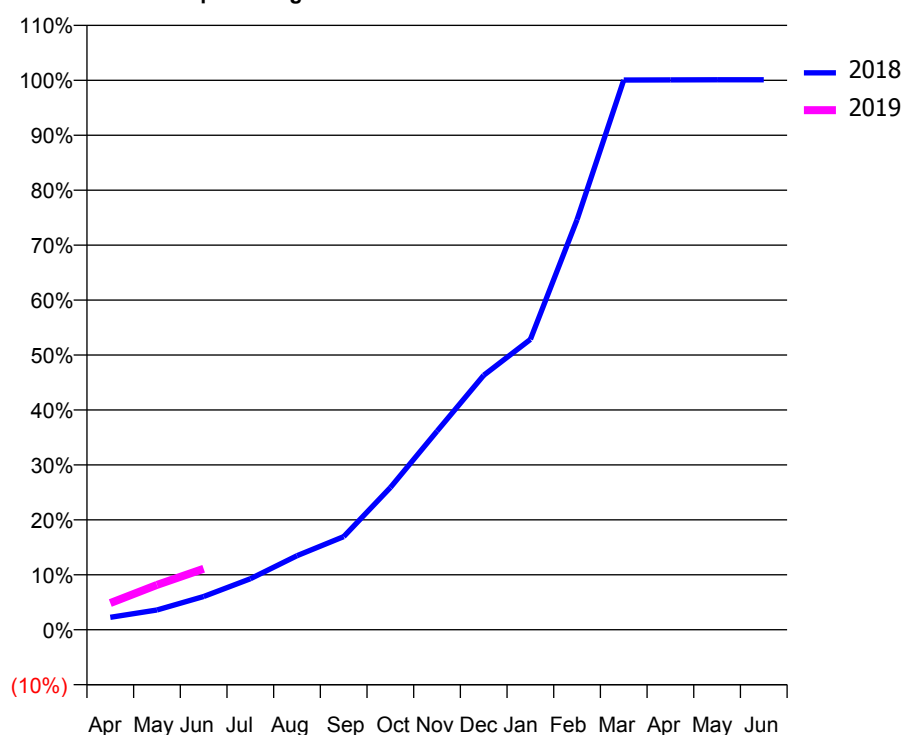
### Q63 - Vital Signs Orthodontic At a Glance Contract Report for 752304/0003 - June 2018

Name or company name	MR MS DARR	18/19 Contracted general activity (UDA)	0
Contract type name	PDS Contract	Carry forward general activity (UDA)	0
Purpose of contract	Orthodontic	18/19 Contracted orthodontic activity (UOA)	6,500
Contract start date	01/04/2010	Carry forward orthodontic activity (UOA)	0
Contract end date	31/03/2019	Baseline contract value	£451,705.85

ACCESS	Contract	England and Wales
24 month ratio of assessments to patient IDs	1.06	1.09

ACTIVITY	Contract
Contract assess and fit appliances (case starts) as a percentage of Area Team case starts	3.0 %

Cumulative percentage of contracted UOA delivered 2018 & 2019



Month	Adjusted Scheduled Activity (UOA)		
	2017	2018	2019
April	70	148	316
May	1,044	235	530
June	1,233	393	722
July	1,719	604	
August	2,100	876	
September	2,603	1,102	
October	3,120	1,683	
November	3,435	2,349	
December	4,015	3,011	
January	4,278	3,435	
February	4,834	4,851	
March	6,043	6,502	
April	6,576	6,504	
May	6,577	6,505	
June	6,577	6,505	

#### QUANTITY METRICS (rolling 12 month period)

	Contract Quantity	Contract Base Number	Contract *	Area Team	Region	England
% of all assessments that were assess and fit appliances (case starts)	306	902	33.9%	55.8%	60.3%	60.4%
% of all assessments that were assess and refuse	141	902	15.6%	13.4%	14.0%	11.4%
% of all assessments that were assess and review	455	902	50.4%	30.9%	25.7%	28.3%
% of case starts with a reported IOTN of 3 and Aesthetic Component of 5 or below	1	306	0.3%	0.2%	0.1%	0.1%
% of case starts with a reported IOTN of 3 and Aesthetic Component of 6 or above	43	306	14.1%	5.5%	5.6%	4.0%
% of case starts with a reported IOTN of 4	230	306	75.2%	80.3%	79.3%	77.8%
% of case starts with a reported IOTN of 5	29	306	9.5%	13.1%	14.0%	16.7 %
% of concluded courses in receipt of dual-arch fixed appliances	224	326	68.7%	72.7%	78.9%	74.3%
% of concluded courses where treatment was abandoned or discontinued	83	326	25.5%	5.7%	5.6%	6.9%
% of patients satisfied with the treatment they have received	14	14	100.0%	95.4%	93.6%	95.7%

\* Figures in italics indicate that the base number is less than 100.

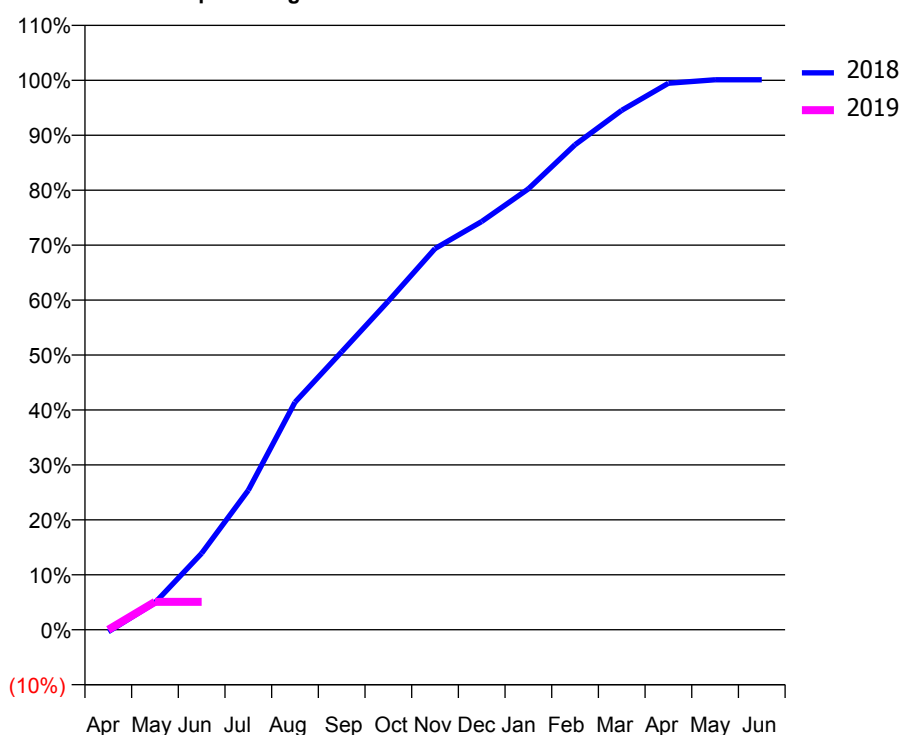
### Q63 - Vital Signs Orthodontic At a Glance Contract Report for 755192/0001 - June 2018

Name or company name	MR JP WARD	18/19 Contracted general activity (UDA)	0
Contract type name	PDS Contract	Carry forward general activity (UDA)	0
Purpose of contract	Orthodontic	18/19 Contracted orthodontic activity (UOA)	3,401
Contract start date	01/04/2006	Carry forward orthodontic activity (UOA)	0
Contract end date	31/03/2019	Baseline contract value	£225,045.27

ACCESS	Contract	England and Wales
24 month ratio of assessments to patient IDs	1.01	1.09

ACTIVITY	Contract
Contract assess and fit appliances (case starts) as a percentage of Area Team case starts	1.5 %

Cumulative percentage of contracted UOA delivered 2018 & 2019



Month	Adjusted Scheduled Activity (UOA)		
	2017	2018	2019
April	22	-13	0
May	131	167	173
June	177	473	173
July	387	864	
August	513	1,408	
September	941	1,720	
October	1,172	2,034	
November	1,466	2,359	
December	1,933	2,527	
January	2,248	2,729	
February	2,693	3,002	
March	3,071	3,215	
April	3,388	3,383	
May	3,388	3,404	
June	3,388	3,404	

#### QUANTITY METRICS (rolling 12 month period)

	Contract Quantity	Contract Base Number	Contract *	Area Team	Region	England
% of all assessments that were assess and fit appliances (case starts)	151	276	54.7%	55.8%	60.3%	60.4%
% of all assessments that were assess and refuse	8	276	2.9%	13.4%	14.0%	11.4%
% of all assessments that were assess and review	117	276	42.4%	30.9%	25.7%	28.3%
% of case starts with a reported IOTN of 3 and Aesthetic Component of 5 or below	0	151	N/A	0.2%	0.1%	0.1%
% of case starts with a reported IOTN of 3 and Aesthetic Component of 6 or above	2	151	1.3%	5.5%	5.6%	4.0%
% of case starts with a reported IOTN of 4	111	151	73.5%	80.3%	79.3%	77.8%
% of case starts with a reported IOTN of 5	35	151	23.2%	13.1%	14.0%	16.7 %
% of concluded courses in receipt of dual-arch fixed appliances	109	136	80.1%	72.7%	78.9%	74.3%
% of concluded courses where treatment was abandoned or discontinued	6	136	4.4%	5.7%	5.6%	6.9%
% of patients satisfied with the treatment they have received	4	4	100.0%	95.4%	93.6%	95.7%

\* Figures in italics indicate that the base number is less than 100.



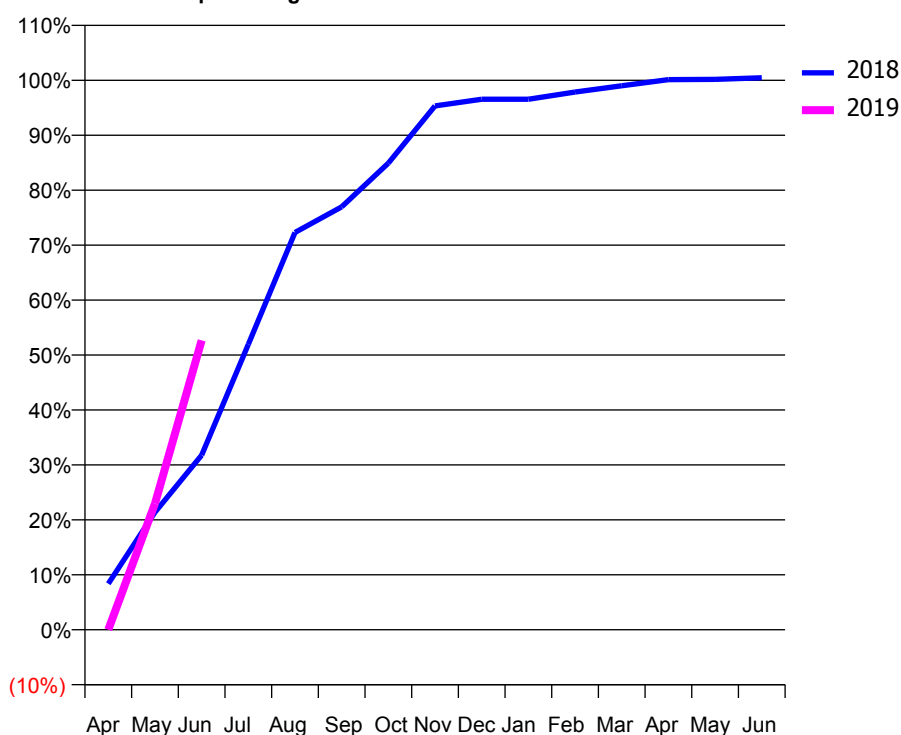
### Q63 - Vital Signs Orthodontic At a Glance Contract Report for 760757/0001 - June 2018

Name or company name	MR PA HILL	18/19 Contracted general activity (UDA)	0
Contract type name	PDS Contract	Carry forward general activity (UDA)	0
Purpose of contract	Orthodontic	18/19 Contracted orthodontic activity (UOA)	7,212
Contract start date	01/04/2006	Carry forward orthodontic activity (UOA)	0
Contract end date	31/03/2019	Baseline contract value	£481,933.54

ACCESS	Contract	England and Wales
24 month ratio of assessments to patient IDs	1.04	1.09

ACTIVITY	Contract
Contract assess and fit appliances (case starts) as a percentage of Area Team case starts	4.0 %

Cumulative percentage of contracted UOA delivered 2018 & 2019



Month	Adjusted Scheduled Activity (UOA)		
	2017	2018	2019
April	24	604	0
May	1,040	1,542	1,656
June	2,311	2,291	3,798
July	4,750	3,746	
August	5,524	5,214	
September	6,150	5,551	
October	6,778	6,124	
November	6,841	6,876	
December	7,070	6,963	
January	7,187	6,963	
February	7,206	7,057	
March	7,237	7,140	
April	7,237	7,221	
May	7,237	7,223	
June	7,237	7,245	

#### QUANTITY METRICS (rolling 12 month period)

	Contract Quantity	Contract Base Number	Contract *	Area Team	Region	England
% of all assessments that were assess and fit appliances (case starts)	407	698	58.3%	55.8%	60.3%	60.4%
% of all assessments that were assess and refuse	0	698	0.0%	13.4%	14.0%	11.4%
% of all assessments that were assess and review	291	698	41.7%	30.9%	25.7%	28.3%
% of case starts with a reported IOTN of 3 and Aesthetic Component of 5 or below	0	407	N/A	0.2%	0.1%	0.1%
% of case starts with a reported IOTN of 3 and Aesthetic Component of 6 or above	28	407	6.9%	5.5%	5.6%	4.0%
% of case starts with a reported IOTN of 4	356	407	87.5%	80.3%	79.3%	77.8%
% of case starts with a reported IOTN of 5	21	407	5.2%	13.1%	14.0%	16.7 %
% of concluded courses in receipt of dual-arch fixed appliances	296	340	87.1%	72.7%	78.9%	74.3%
% of concluded courses where treatment was abandoned or discontinued	2	340	0.6%	5.7%	5.6%	6.9%
% of patients satisfied with the treatment they have received	5	5	100.0%	95.4%	93.6%	95.7%

\* Figures in italics indicate that the base number is less than 100.

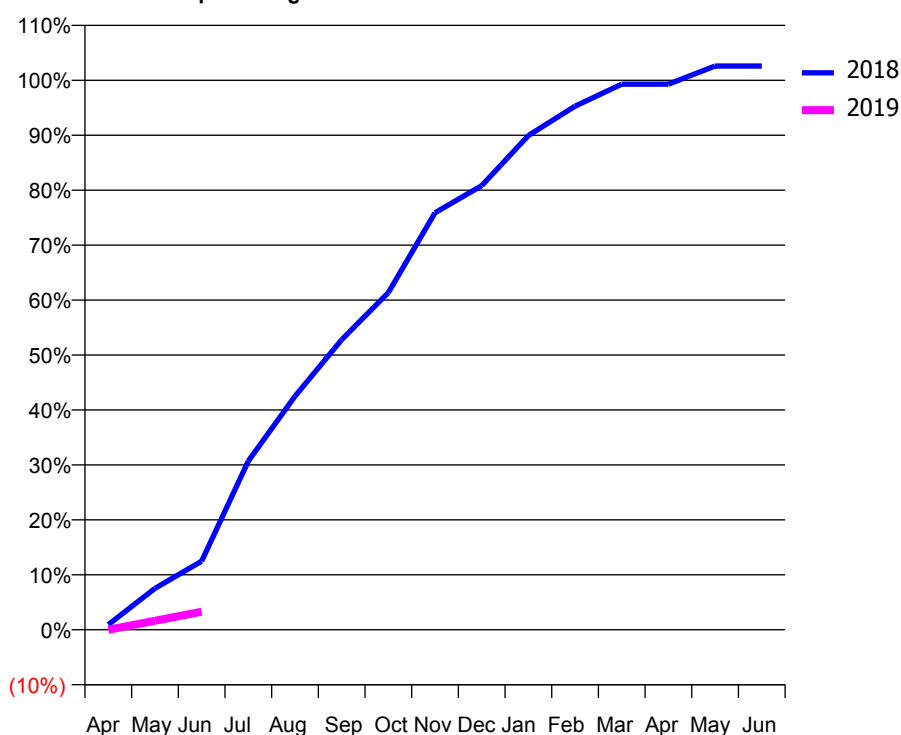
### Q63 - Vital Signs Orthodontic At a Glance Contract Report for 762210/0001 - June 2018

Name or company name	MISS CA STOCK	18/19 Contracted general activity (UDA)	0
Contract type name	PDS Contract	Carry forward general activity (UDA)	0
Purpose of contract	Orthodontic	18/19 Contracted orthodontic activity (UOA)	1,273
Contract start date	01/04/2006	Carry forward orthodontic activity (UOA)	0
Contract end date	31/03/2019	Baseline contract value	£84,137.08

ACCESS	Contract	England and Wales
24 month ratio of assessments to patient IDs	1.01	1.09

ACTIVITY	Contract
Contract assess and fit appliances (case starts) as a percentage of Area Team case starts	0.5 %

Cumulative percentage of contracted UOA delivered 2018 & 2019



Month	Adjusted Scheduled Activity (UOA)		
	2017	2018	2019
April	25	12	0
May	88	96	21
June	88	159	42
July	193	391	
August	214	541	
September	382	672	
October	424	781	
November	445	966	
December	592	1,029	
January	802	1,145	
February	949	1,213	
March	1,159	1,264	
April	1,285	1,264	
May	1,285	1,306	
June	1,285	1,306	

#### QUANTITY METRICS (rolling 12 month period)

	Contract Quantity	Contract Base Number	Contract *	Area Team	Region	England
% of all assessments that were assess and fit appliances (case starts)	54	109	49.5%	55.8%	60.3%	60.4%
% of all assessments that were assess and refuse	3	109	2.8%	13.4%	14.0%	11.4%
% of all assessments that were assess and review	52	109	47.7%	30.9%	25.7%	28.3%
% of case starts with a reported IOTN of 3 and Aesthetic Component of 5 or below	0	54	<i>N/A</i>	0.2%	0.1%	0.1%
% of case starts with a reported IOTN of 3 and Aesthetic Component of 6 or above	2	54	3.7%	5.5%	5.6%	4.0%
% of case starts with a reported IOTN of 4	38	54	70.4%	80.3%	79.3%	77.8%
% of case starts with a reported IOTN of 5	10	54	18.5%	13.1%	14.0%	16.7 %
% of concluded courses in receipt of dual-arch fixed appliances	36	39	92.3%	72.7%	78.9%	74.3%
% of concluded courses where treatment was abandoned or discontinued	1	39	2.6%	5.7%	5.6%	6.9%
% of patients satisfied with the treatment they have received	3	3	100.0%	95.4%	93.6%	95.7%

\* Figures in italics indicate that the base number is less than 100.

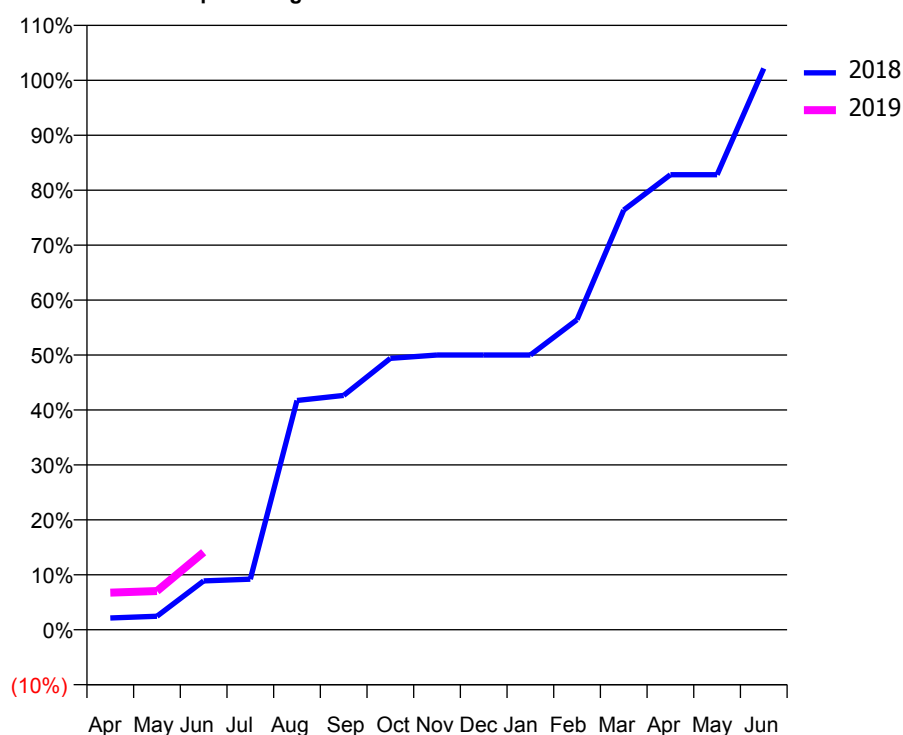
### Q63 - Vital Signs Orthodontic At a Glance Contract Report for 775215/0010 - June 2018

Name or company name	MR C PATEL	18/19 Contracted general activity (UDA)	23,346
Contract type name	GDS Contract	Carry forward general activity (UDA)	0
Purpose of contract	General and Orthodontic	18/19 Contracted orthodontic activity (UOA)	326
Contract start date	01/01/2016	Carry forward orthodontic activity (UOA)	0
Contract end date		Baseline contract value	£765,680.89

ACCESS	Contract	England and Wales
24 month ratio of assessments to patient IDs	1.16	1.09

ACTIVITY	Contract
Contract assess and fit appliances (case starts) as a percentage of Area Team case starts	0.2 %

Cumulative percentage of contracted UOA delivered 2018 & 2019



Month	Adjusted Scheduled Activity (UOA)		
	2017	2018	2019
April	13	7	22
May	78	8	23
June	121	29	46
July	142	30	
August	165	136	
September	166	139	
October	187	161	
November	229	163	
December	250	163	
January	250	163	
February	356	184	
March	356	249	
April	356	270	
May	356	270	
June	356	333	

#### QUANTITY METRICS (rolling 12 month period)

	Contract Quantity	Contract Base Number	Contract *	Area Team	Region	England
% of all assessments that were assess and fit appliances (case starts)	23	35	65.7%	55.8%	60.3%	60.4%
% of all assessments that were assess and refuse	6	35	17.1%	13.4%	14.0%	11.4%
% of all assessments that were assess and review	6	35	17.1%	30.9%	25.7%	28.3%
% of case starts with a reported IOTN of 3 and Aesthetic Component of 5 or below	2	23	8.7%	0.2%	0.1%	0.1%
% of case starts with a reported IOTN of 3 and Aesthetic Component of 6 or above	0	23	N/A	5.5%	5.6%	4.0%
% of case starts with a reported IOTN of 4	9	23	39.1%	80.3%	79.3%	77.8%
% of case starts with a reported IOTN of 5	5	23	21.7%	13.1%	14.0%	16.7%
% of concluded courses in receipt of dual-arch fixed appliances	0	1	N/A	72.7%	78.9%	74.3%
% of concluded courses where treatment was abandoned or discontinued	0	1	0.0%	5.7%	5.6%	6.9%
% of patients satisfied with the treatment they have received	0	0	N/A	95.4%	93.6%	95.7%

\* Figures in italics indicate that the base number is less than 100.

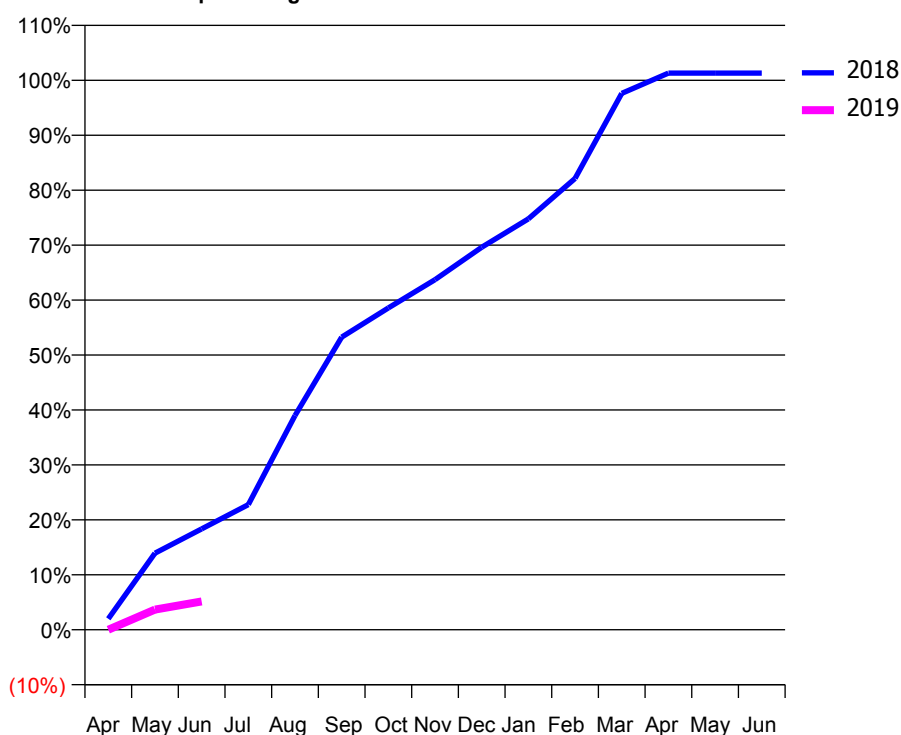
### Q63 - Vital Signs Orthodontic At a Glance Contract Report for 835129/0001 - June 2018

Name or company name	MRS KL CLARKE	18/19 Contracted general activity (UDA)	0
Contract type name	PDS Contract	Carry forward general activity (UDA)	0
Purpose of contract	Orthodontic	18/19 Contracted orthodontic activity (UOA)	2,850
Contract start date	01/04/2006	Carry forward orthodontic activity (UOA)	0
Contract end date	31/03/2019	Baseline contract value	£187,471.31

ACCESS	Contract	England and Wales
24 month ratio of assessments to patient IDs	1.00	1.09

ACTIVITY	Contract
Contract assess and fit appliances (case starts) as a percentage of Area Team case starts	1.2 %

Cumulative percentage of contracted UOA delivered 2018 & 2019



Month	Adjusted Scheduled Activity (UOA)		
	2017	2018	2019
April	57	57	0
May	57	397	105
June	351	523	147
July	565	649	
August	712	1,111	
September	1,052	1,518	
October	1,392	1,669	
November	1,627	1,816	
December	1,795	1,984	
January	2,030	2,131	
February	2,366	2,341	
March	2,933	2,782	
April	2,954	2,887	
May	2,954	2,887	
June	2,954	2,887	

#### QUANTITY METRICS (rolling 12 month period)

	Contract Quantity	Contract Base Number	Contract *	Area Team	Region	England
% of all assessments that were assess and fit appliances (case starts)	123	123	100.0%	55.8%	60.3%	60.4%
% of all assessments that were assess and refuse	0	123	0.0%	13.4%	14.0%	11.4%
% of all assessments that were assess and review	0	123	0.0%	30.9%	25.7%	28.3%
% of case starts with a reported IOTN of 3 and Aesthetic Component of 5 or below	0	123	N/A	0.2%	0.1%	0.1%
% of case starts with a reported IOTN of 3 and Aesthetic Component of 6 or above	1	123	0.8%	5.5%	5.6%	4.0%
% of case starts with a reported IOTN of 4	99	123	80.5%	80.3%	79.3%	77.8%
% of case starts with a reported IOTN of 5	22	123	17.9%	13.1%	14.0%	16.7 %
% of concluded courses in receipt of dual-arch fixed appliances	85	95	89.5%	72.7%	78.9%	74.3%
% of concluded courses where treatment was abandoned or discontinued	2	95	2.1%	5.7%	5.6%	6.9%
% of patients satisfied with the treatment they have received	4	4	100.0%	95.4%	93.6%	95.7%

\* Figures in italics indicate that the base number is less than 100.

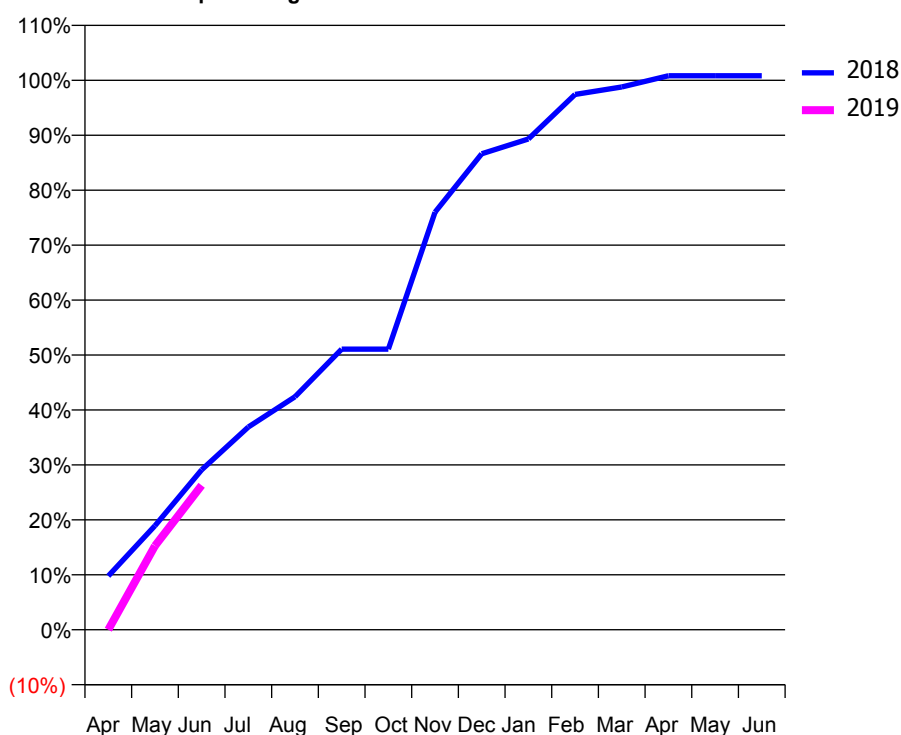
### Q63 - Vital Signs Orthodontic At a Glance Contract Report for 854824/0001 - June 2018

Name or company name	MR SK SADIQ	18/19 Contracted general activity (UDA)	0
Contract type name	PDS Contract	Carry forward general activity (UDA)	0
Purpose of contract	Orthodontic	18/19 Contracted orthodontic activity (UOA)	4,200
Contract start date	01/04/2006	Carry forward orthodontic activity (UOA)	0
Contract end date	31/03/2019	Baseline contract value	£251,095.78

ACCESS	Contract	England and Wales
24 month ratio of assessments to patient IDs	1.02	1.09

ACTIVITY	Contract
Contract assess and fit appliances (case starts) as a percentage of Area Team case starts	1.9 %

Cumulative percentage of contracted UOA delivered 2018 & 2019



Month	Adjusted Scheduled Activity (UOA)		
	2017	2018	2019
April	217	411	0
May	471	796	642
June	1,202	1,223	1,104
July	1,691	1,550	
August	2,281	1,781	
September	2,523	2,145	
October	2,547	2,145	
November	2,907	3,192	
December	3,430	3,638	
January	3,701	3,751	
February	3,845	4,092	
March	4,200	4,149	
April	4,231	4,234	
May	4,231	4,234	
June	4,231	4,234	

#### QUANTITY METRICS (rolling 12 month period)

	Contract Quantity	Contract Base Number	Contract *	Area Team	Region	England
% of all assessments that were assess and fit appliances (case starts)	196	304	64.5%	55.8%	60.3%	60.4%
% of all assessments that were assess and refuse	13	304	4.3%	13.4%	14.0%	11.4%
% of all assessments that were assess and review	95	304	31.3%	30.9%	25.7%	28.3%
% of case starts with a reported IOTN of 3 and Aesthetic Component of 5 or below	2	196	1.0%	0.2%	0.1%	0.1%
% of case starts with a reported IOTN of 3 and Aesthetic Component of 6 or above	8	196	4.1%	5.5%	5.6%	4.0%
% of case starts with a reported IOTN of 4	147	196	75.0%	80.3%	79.3%	77.8%
% of case starts with a reported IOTN of 5	30	196	15.3%	13.1%	14.0%	16.7 %
% of concluded courses in receipt of dual-arch fixed appliances	204	220	92.7%	72.7%	78.9%	74.3%
% of concluded courses where treatment was abandoned or discontinued	1	220	0.5%	5.7%	5.6%	6.9%
% of patients satisfied with the treatment they have received	5	6	83.3%	95.4%	93.6%	95.7%

\* Figures in italics indicate that the base number is less than 100.

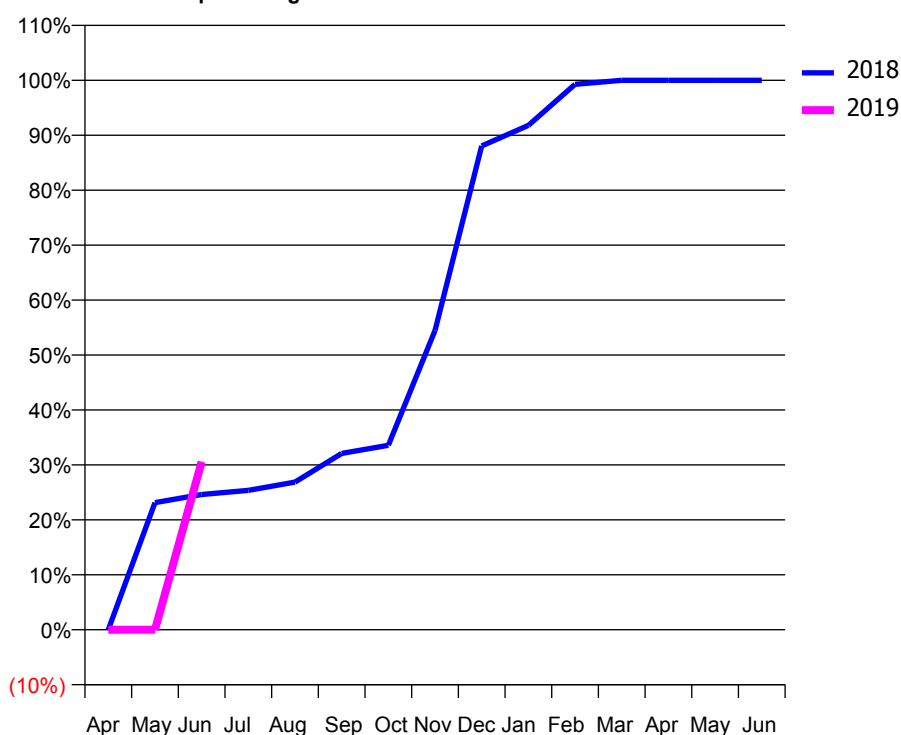
### Q63 - Vital Signs Orthodontic At a Glance Contract Report for 909548/0001 - June 2018

Name or company name	MR HS KALSI	18/19 Contracted general activity (UDA)	7,537
Contract type name	GDS Contract	Carry forward general activity (UDA)	0
Purpose of contract	General and Orthodontic	18/19 Contracted orthodontic activity (UOA)	134
Contract start date	01/04/2006	Carry forward orthodontic activity (UOA)	0
Contract end date		Baseline contract value	£210,763.24

ACCESS	Contract	England and Wales
24 month ratio of assessments to patient IDs	1.15	1.09

ACTIVITY	Contract
Contract assess and fit appliances (case starts) as a percentage of Area Team case starts	0.0 %

Cumulative percentage of contracted UOA delivered 2018 & 2019



Month	Adjusted Scheduled Activity (UOA)		
	2017	2018	2019
April	-3	0	0
May	20	31	0
June	30	33	41
July	31	34	
August	34	36	
September	34	43	
October	34	45	
November	78	73	
December	99	118	
January	125	123	
February	126	133	
March	131	134	
April	134	134	
May	134	134	
June	134	134	

#### QUANTITY METRICS (rolling 12 month period)

	Contract Quantity	Contract Base Number	Contract *	Area Team	Region	England
% of all assessments that were assess and fit appliances (case starts)	4	62	6.5%	55.8%	60.3%	60.4%
% of all assessments that were assess and refuse	0	62	0.0%	13.4%	14.0%	11.4%
% of all assessments that were assess and review	58	62	93.5%	30.9%	25.7%	28.3%
% of case starts with a reported IOTN of 3 and Aesthetic Component of 5 or below	0	4	N/A	0.2%	0.1%	0.1%
% of case starts with a reported IOTN of 3 and Aesthetic Component of 6 or above	1	4	25.0%	5.5%	5.6%	4.0%
% of case starts with a reported IOTN of 4	3	4	75.0%	80.3%	79.3%	77.8%
% of case starts with a reported IOTN of 5	0	4	N/A	13.1%	14.0%	16.7 %
% of concluded courses in receipt of dual-arch fixed appliances	0	0	N/A	72.7%	78.9%	74.3%
% of concluded courses where treatment was abandoned or discontinued	0	0	N/A	5.7%	5.6%	6.9%
% of patients satisfied with the treatment they have received	0	0	N/A	95.4%	93.6%	95.7%

\* Figures in italics indicate that the base number is less than 100.

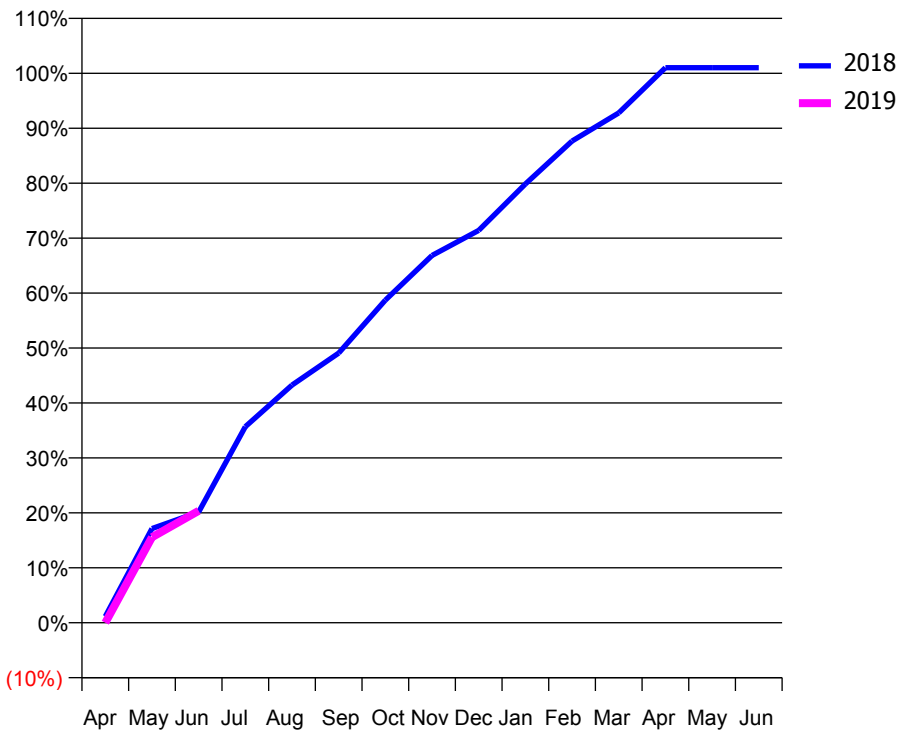
### Q63 - Vital Signs Orthodontic At a Glance Contract Report for 949612/0003 - June 2018

Name or company name	Simply Orthodontics	18/19 Contracted general activity (UDA)	0
Contract type name	PDS Contract	Carry forward general activity (UDA)	0
Purpose of contract	Orthodontic	18/19 Contracted orthodontic activity (UOA)	11,563
Contract start date	01/04/2011	Carry forward orthodontic activity (UOA)	0
Contract end date	31/03/2019	Baseline contract value	£764,109.33

ACCESS	Contract	England and Wales
24 month ratio of assessments to patient IDs	1.01	1.09

ACTIVITY	Contract
Contract assess and fit appliances (case starts) as a percentage of Area Team case starts	5.5 %

Cumulative percentage of contracted UOA delivered 2018 & 2019



Month	Adjusted Scheduled Activity (UOA)		
	2017	2018	2019
April	-160	132	0
May	957	1,983	1,801
June	1,443	2,329	2,355
July	2,178	4,126	
August	3,093	5,003	
September	4,430	5,676	
October	5,642	6,789	
November	7,325	7,729	
December	8,320	8,258	
January	9,263	9,234	
February	10,166	10,137	
March	11,627	10,729	
April	11,694	11,679	
May	11,695	11,680	
June	11,695	11,680	

#### QUANTITY METRICS (rolling 12 month period)

	Contract Quantity	Contract Base Number	Contract *	Area Team	Region	England
% of all assessments that were assess and fit appliances (case starts)	560	626	89.5%	55.8%	60.3%	60.4%
% of all assessments that were assess and refuse	1	626	0.2%	13.4%	14.0%	11.4%
% of all assessments that were assess and review	65	626	10.4%	30.9%	25.7%	28.3%
% of case starts with a reported IOTN of 3 and Aesthetic Component of 5 or below	0	560	N/A	0.2%	0.1%	0.1%
% of case starts with a reported IOTN of 3 and Aesthetic Component of 6 or above	22	560	3.9%	5.5%	5.6%	4.0%
% of case starts with a reported IOTN of 4	443	560	79.1%	80.3%	79.3%	77.8%
% of case starts with a reported IOTN of 5	95	560	17.0%	13.1%	14.0%	16.7 %
% of concluded courses in receipt of dual-arch fixed appliances	410	422	97.2%	72.7%	78.9%	74.3%
% of concluded courses where treatment was abandoned or discontinued	2	422	0.5%	5.7%	5.6%	6.9%
% of patients satisfied with the treatment they have received	11	11	100.0%	95.4%	93.6%	95.7%

\* Figures in italics indicate that the base number is less than 100.

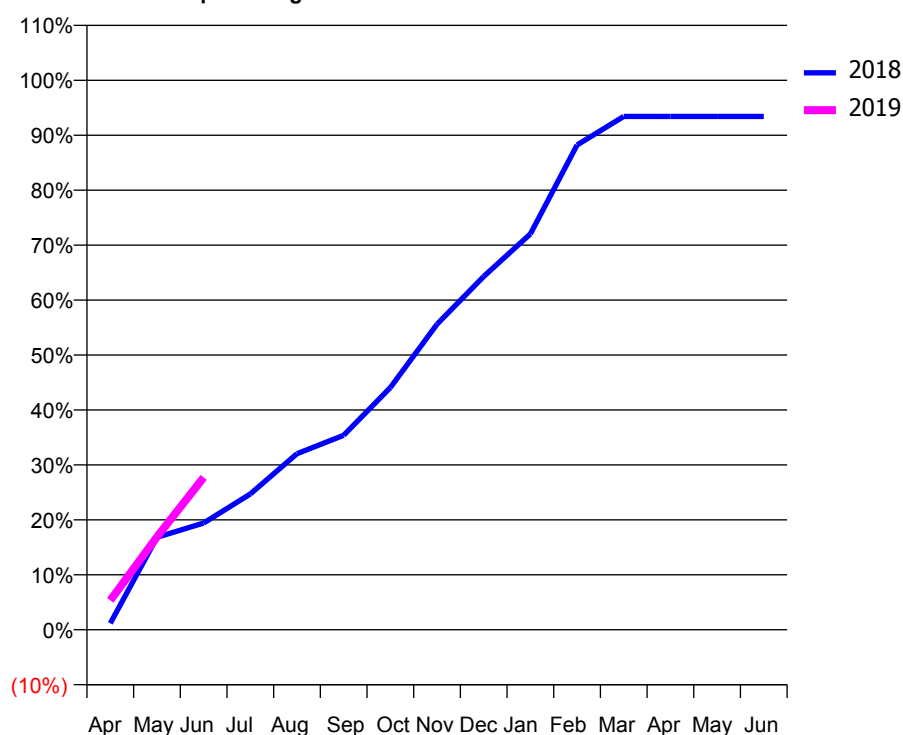
### Q64 - Vital Signs Orthodontic At a Glance Contract Report for 101281/0111 - June 2018

Name or company name	OASIS DENTAL CARE LTD	18/19 Contracted general activity (UDA)	0
Contract type name	PDS Contract	Carry forward general activity (UDA)	0
Purpose of contract	Orthodontic	18/19 Contracted orthodontic activity (UOA)	2,616
Contract start date	01/04/2006	Carry forward orthodontic activity (UOA)	0
Contract end date	31/03/2019	Baseline contract value	£166,928.94

ACCESS	Contract	England and Wales
24 month ratio of assessments to patient IDs	1.21	1.09

ACTIVITY	Contract
Contract assess and fit appliances (case starts) as a percentage of Area Team case starts	2.8 %

Cumulative percentage of contracted UOA delivered 2018 & 2019



Month	Adjusted Scheduled Activity (UOA)		
	2017	2018	2019
April	183	34	140
May	398	483	442
June	647	557	725
July	859	709	
August	1,154	919	
September	1,445	1,015	
October	1,709	1,264	
November	1,995	1,595	
December	2,295	1,844	
January	2,437	2,066	
February	2,532	2,530	
March	2,558	2,679	
April	2,559	2,679	
May	2,562	2,679	
June	2,562	2,679	

#### QUANTITY METRICS (rolling 12 month period)

	Contract Quantity	Contract Base Number	Contract *	Area Team	Region	England
% of all assessments that were assess and fit appliances (case starts)	125	365	34.2%	58.0%	62.0%	60.4%
% of all assessments that were assess and refuse	7	365	1.9%	9.0%	10.5%	11.4%
% of all assessments that were assess and review	233	365	63.8%	33.0%	27.5%	28.3%
% of case starts with a reported IOTN of 3 and Aesthetic Component of 5 or below	0	125	N/A	0.0%	0.2%	0.1%
% of case starts with a reported IOTN of 3 and Aesthetic Component of 6 or above	0	125	N/A	5.6%	3.4%	4.0%
% of case starts with a reported IOTN of 4	121	125	96.8%	75.6%	77.8%	77.8%
% of case starts with a reported IOTN of 5	4	125	3.2%	14.5%	17.2%	16.7 %
% of concluded courses in receipt of dual-arch fixed appliances	76	108	70.4%	66.3%	73.7%	74.3%
% of concluded courses where treatment was abandoned or discontinued	10	108	9.3%	6.3%	5.5%	6.9%
% of patients satisfied with the treatment they have received	4	4	100.0%	94.2%	96.1%	95.7%

\* Figures in italics indicate that the base number is less than 100.



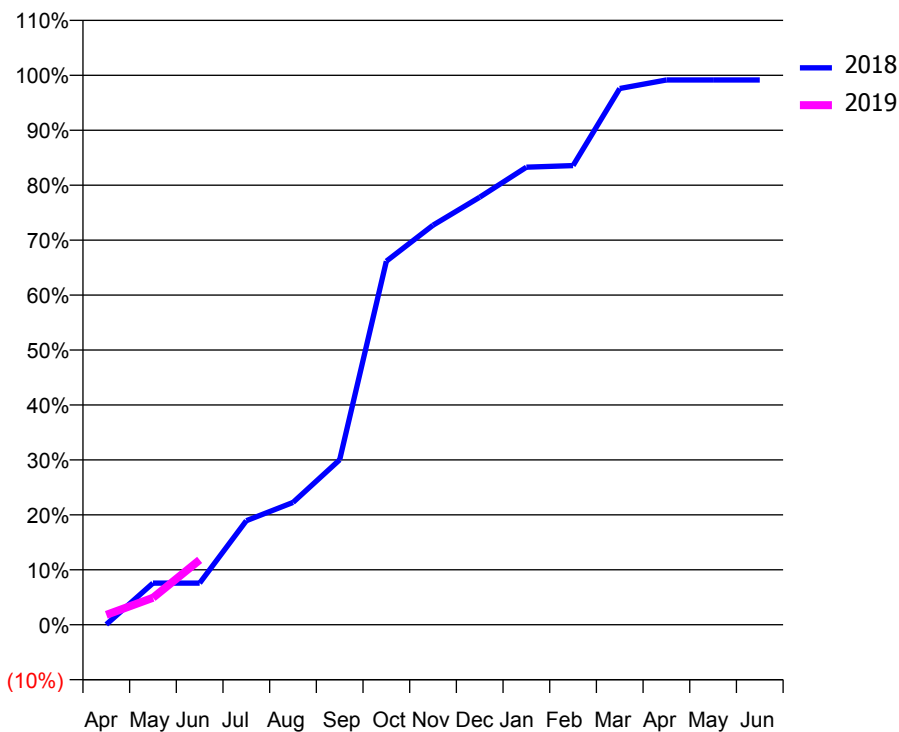
### Q64 - Vital Signs Orthodontic At a Glance Contract Report for 109002/0002 - June 2018

Name or company name	Dr Dominic Killian Ltd	18/19 Contracted general activity (UDA)	0
Contract type name	PDS Contract	Carry forward general activity (UDA)	0
Purpose of contract	Orthodontic	18/19 Contracted orthodontic activity (UOA)	1,264
Contract start date	01/10/2008	Carry forward orthodontic activity (UOA)	0
Contract end date	31/03/2019	Baseline contract value	£84,213.23

ACCESS	Contract	England and Wales
24 month ratio of assessments to patient IDs	1.14	1.09

ACTIVITY	Contract
Contract assess and fit appliances (case starts) as a percentage of Area Team case starts	1.2 %

Cumulative percentage of contracted UOA delivered 2018 & 2019



Month	Adjusted Scheduled Activity (UOA)		
	2017	2018	2019
April	0	1	23
May	423	107	62
June	496	107	149
July	613	267	
August	675	314	
September	753	424	
October	755	934	
November	903	1,026	
December	1,035	1,098	
January	1,193	1,175	
February	1,280	1,179	
March	1,718	1,377	
April	1,766	1,399	
May	1,766	1,399	
June	1,766	1,399	

#### QUANTITY METRICS (rolling 12 month period)

	Contract Quantity	Contract Base Number	Contract *	Area Team	Region	England
% of all assessments that were assess and fit appliances (case starts)	53	391	13.6%	58.0%	62.0%	60.4%
% of all assessments that were assess and refuse	103	391	26.3%	9.0%	10.5%	11.4%
% of all assessments that were assess and review	235	391	60.1%	33.0%	27.5%	28.3%
% of case starts with a reported IOTN of 3 and Aesthetic Component of 5 or below	0	53	<i>N/A</i>	0.0%	0.2%	0.1%
% of case starts with a reported IOTN of 3 and Aesthetic Component of 6 or above	0	53	<i>N/A</i>	5.6%	3.4%	4.0%
% of case starts with a reported IOTN of 4	37	53	69.8%	75.6%	77.8%	77.8%
% of case starts with a reported IOTN of 5	14	53	26.4%	14.5%	17.2%	16.7 %
% of concluded courses in receipt of dual-arch fixed appliances	53	57	93.0%	66.3%	73.7%	74.3%
% of concluded courses where treatment was abandoned or discontinued	1	57	1.8%	6.3%	5.5%	6.9%
% of patients satisfied with the treatment they have received	3	3	100.0%	94.2%	96.1%	95.7%

\* Figures in italics indicate that the base number is less than 100.

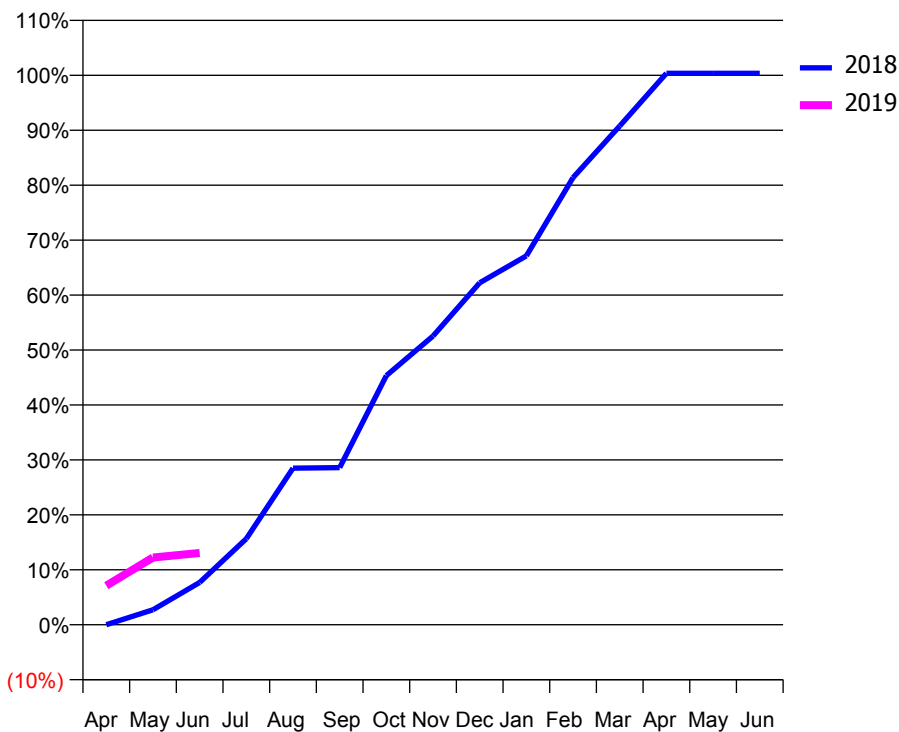
### Q64 - Vital Signs Orthodontic At a Glance Contract Report for 113387/0001 - June 2018

Name or company name	Hanlon, Gardner Dental Surgeons	18/19 Contracted general activity (UDA)	5,000
Contract type name	GDS Contract	Carry forward general activity (UDA)	0
Purpose of contract	General and Orthodontic	18/19 Contracted orthodontic activity (UOA)	896
Contract start date	01/04/2006	Carry forward orthodontic activity (UOA)	0
Contract end date		Baseline contract value	£168,787.24

ACCESS	Contract	England and Wales
24 month ratio of assessments to patient IDs	1.16	1.09

ACTIVITY	Contract
Contract assess and fit appliances (case starts) as a percentage of Area Team case starts	1.1 %

Cumulative percentage of contracted UOA delivered 2018 & 2019



Month	Adjusted Scheduled Activity (UOA)		
	2017	2018	2019
April	2	0	64
May	109	24	110
June	132	69	117
July	154	140	
August	219	255	
September	245	256	
October	333	406	
November	381	471	
December	448	558	
January	473	602	
February	564	729	
March	738	813	
April	760	899	
May	760	899	
June	760	899	

#### QUANTITY METRICS (rolling 12 month period)

	Contract Quantity	Contract Base Number	Contract *	Area Team	Region	England
% of all assessments that were assess and fit appliances (case starts)	48	65	73.8%	58.0%	62.0%	60.4%
% of all assessments that were assess and refuse	1	65	1.5%	9.0%	10.5%	11.4%
% of all assessments that were assess and review	16	65	24.6%	33.0%	27.5%	28.3%
% of case starts with a reported IOTN of 3 and Aesthetic Component of 5 or below	0	48	N/A	0.0%	0.2%	0.1%
% of case starts with a reported IOTN of 3 and Aesthetic Component of 6 or above	1	48	2.1%	5.6%	3.4%	4.0%
% of case starts with a reported IOTN of 4	43	48	89.6%	75.6%	77.8%	77.8%
% of case starts with a reported IOTN of 5	4	48	8.3%	14.5%	17.2%	16.7%
% of concluded courses in receipt of dual-arch fixed appliances	9	15	60.0%	66.3%	73.7%	74.3%
% of concluded courses where treatment was abandoned or discontinued	4	15	26.7%	6.3%	5.5%	6.9%
% of patients satisfied with the treatment they have received	3	3	100.0%	94.2%	96.1%	95.7%

\* Figures in italics indicate that the base number is less than 100.

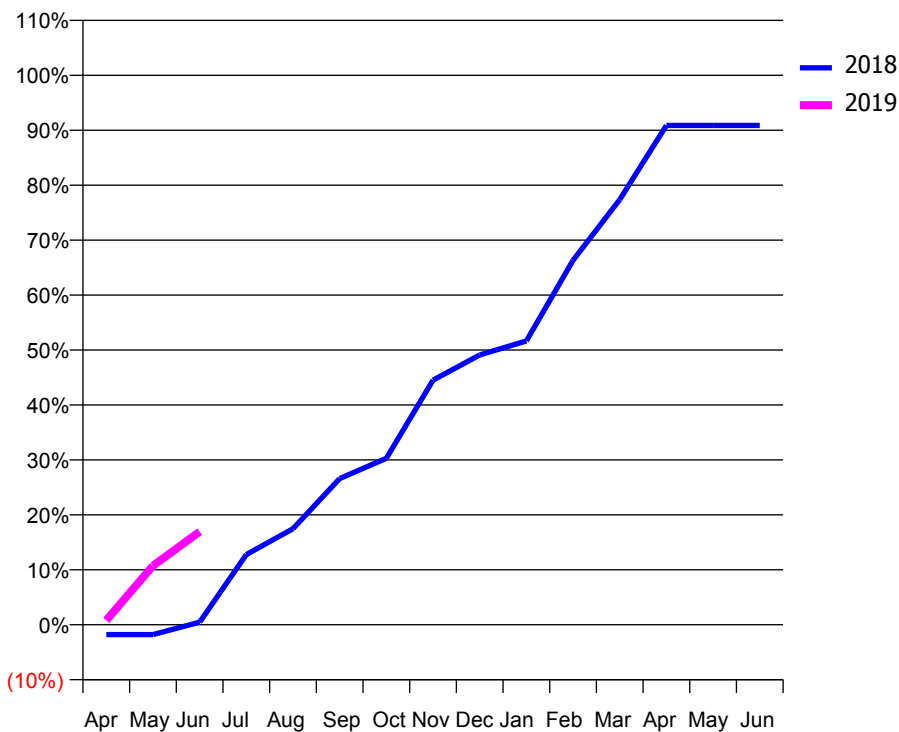
### Q64 - Vital Signs Orthodontic At a Glance Contract Report for 114677/0001 - June 2018

Name or company name	Salisbury Orthodontics Limited	18/19 Contracted general activity (UDA)	0
Contract type name	PDS Contract	Carry forward general activity (UDA)	0
Purpose of contract	Orthodontic	18/19 Contracted orthodontic activity (UOA)	3,400
Contract start date	01/09/2015	Carry forward orthodontic activity (UOA)	0
Contract end date	31/03/2019	Baseline contract value	£225,491.28

ACCESS	Contract	England and Wales
24 month ratio of assessments to patient IDs	1.03	1.09

ACTIVITY	Contract
Contract assess and fit appliances (case starts) as a percentage of Area Team case starts	5.1 %

Cumulative percentage of contracted UOA delivered 2018 & 2019



Month	Adjusted Scheduled Activity (UOA)		
	2017	2018	2019
April	-124	-75	28
May	-124	-75	365
June	-11	20	576
July	236	532	
August	236	727	
September	455	1,107	
October	822	1,261	
November	1,658	1,852	
December	1,701	2,043	
January	2,539	2,149	
February	2,876	2,760	
March	3,130	3,219	
April	3,151	3,780	
May	3,745	3,780	
June	3,745	3,780	

#### QUANTITY METRICS (rolling 12 month period)

	Contract Quantity	Contract Base Number	Contract *	Area Team	Region	England
% of all assessments that were assess and fit appliances (case starts)	224	320	70.0%	58.0%	62.0%	60.4%
% of all assessments that were assess and refuse	4	320	1.3%	9.0%	10.5%	11.4%
% of all assessments that were assess and review	92	320	28.7%	33.0%	27.5%	28.3%
% of case starts with a reported IOTN of 3 and Aesthetic Component of 5 or below	0	224	N/A	0.0%	0.2%	0.1%
% of case starts with a reported IOTN of 3 and Aesthetic Component of 6 or above	0	224	N/A	5.6%	3.4%	4.0%
% of case starts with a reported IOTN of 4	195	224	87.1%	75.6%	77.8%	77.8%
% of case starts with a reported IOTN of 5	27	224	12.1%	14.5%	17.2%	16.7 %
% of concluded courses in receipt of dual-arch fixed appliances	107	129	82.9%	66.3%	73.7%	74.3%
% of concluded courses where treatment was abandoned or discontinued	16	129	12.4%	6.3%	5.5%	6.9%
% of patients satisfied with the treatment they have received	7	7	100.0%	94.2%	96.1%	95.7%

\* Figures in italics indicate that the base number is less than 100.

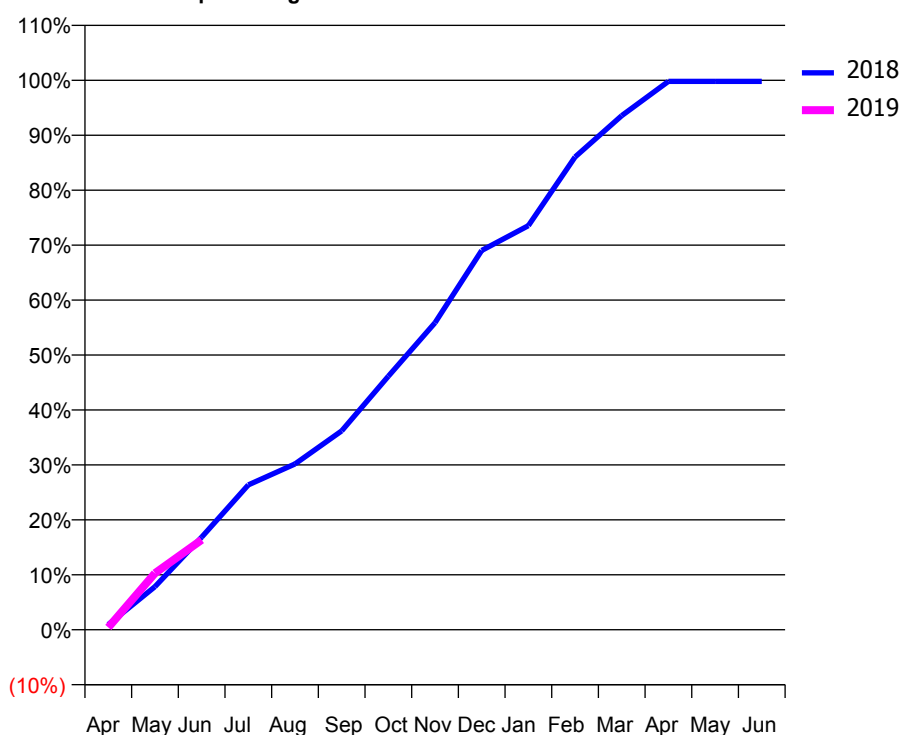
### Q64 - Vital Signs Orthodontic At a Glance Contract Report for 125385/0002 - June 2018

Name or company name	Dr Michael Frain Ltd	18/19 Contracted general activity (UDA)	14,500
Contract type name	GDS Contract	Carry forward general activity (UDA)	0
Purpose of contract	General and Orthodontic	18/19 Contracted orthodontic activity (UOA)	5,228
Contract start date	01/04/2008	Carry forward orthodontic activity (UOA)	0
Contract end date		Baseline contract value	£677,456.33

ACCESS	Contract	England and Wales
24 month ratio of assessments to patient IDs	1.57	1.09

ACTIVITY	Contract
Contract assess and fit appliances (case starts) as a percentage of Area Team case starts	5.2 %

Cumulative percentage of contracted UOA delivered 2018 & 2019



Month	Adjusted Scheduled Activity (UOA)		
	2017	2018	2019
April	226	50	22
May	808	410	538
June	1,274	881	856
July	1,820	1,378	
August	2,178	1,578	
September	2,453	1,892	
October	2,676	2,413	
November	3,290	2,921	
December	3,815	3,609	
January	4,039	3,845	
February	4,494	4,498	
March	5,000	4,892	
April	5,227	5,218	
May	5,227	5,218	
June	5,227	5,218	

#### QUANTITY METRICS (rolling 12 month period)

	Contract Quantity	Contract Base Number	Contract *	Area Team	Region	England
% of all assessments that were assess and fit appliances (case starts)	231	573	40.3%	58.0%	62.0%	60.4%
% of all assessments that were assess and refuse	45	573	7.9%	9.0%	10.5%	11.4%
% of all assessments that were assess and review	297	573	51.8%	33.0%	27.5%	28.3%
% of case starts with a reported IOTN of 3 and Aesthetic Component of 5 or below	0	231	N/A	0.0%	0.2%	0.1%
% of case starts with a reported IOTN of 3 and Aesthetic Component of 6 or above	12	231	5.2%	5.6%	3.4%	4.0%
% of case starts with a reported IOTN of 4	159	231	68.8%	75.6%	77.8%	77.8%
% of case starts with a reported IOTN of 5	60	231	26.0%	14.5%	17.2%	16.7%
% of concluded courses in receipt of dual-arch fixed appliances	174	230	75.7%	66.3%	73.7%	74.3%
% of concluded courses where treatment was abandoned or discontinued	37	230	16.1%	6.3%	5.5%	6.9%
% of patients satisfied with the treatment they have received	5	5	100.0%	94.2%	96.1%	95.7%

\* Figures in italics indicate that the base number is less than 100.

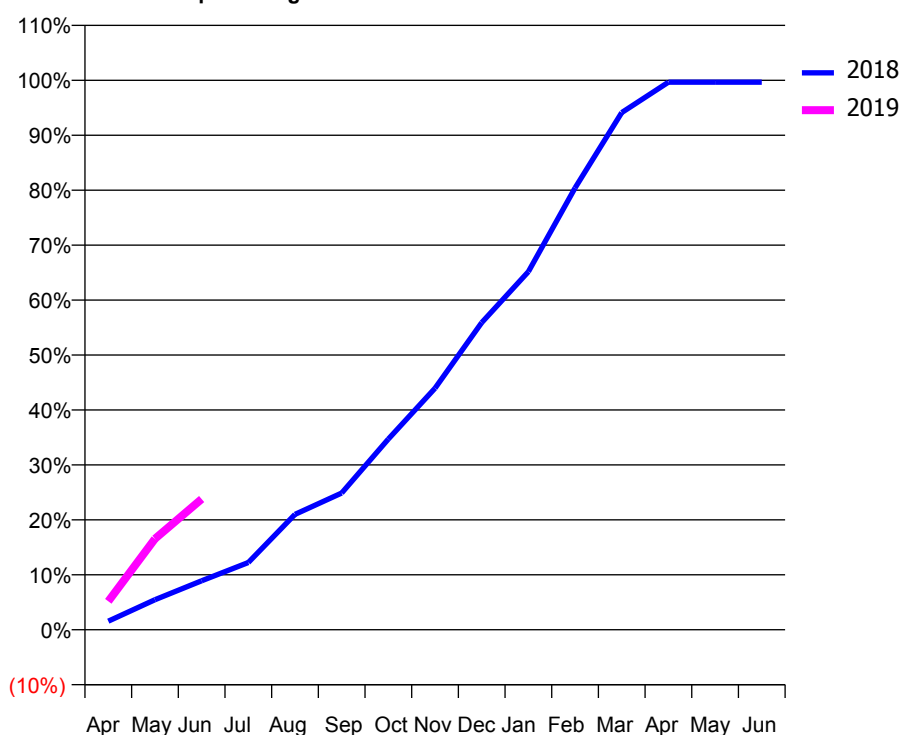
### Q64 - Vital Signs Orthodontic At a Glance Contract Report for 133620/0001 - June 2018

Name or company name	Cloudshell Limited	18/19 Contracted general activity (UDA)	0
Contract type name	PDS Contract	Carry forward general activity (UDA)	0
Purpose of contract	Orthodontic	18/19 Contracted orthodontic activity (UOA)	6,560
Contract start date	01/09/2012	Carry forward orthodontic activity (UOA)	0
Contract end date	31/08/2022	Baseline contract value	£448,027.13

ACCESS	Contract	England and Wales
24 month ratio of assessments to patient IDs	1.06	1.09

ACTIVITY	Contract
Contract assess and fit appliances (case starts) as a percentage of Area Team case starts	8.4 %

Cumulative percentage of contracted UOA delivered 2018 & 2019



Month	Adjusted Scheduled Activity (UOA)		
	2017	2018	2019
April	81	112	340
May	643	395	1,087
June	1,032	643	1,561
July	1,520	882	
August	2,029	1,515	
September	2,697	1,795	
October	3,492	2,502	
November	3,898	3,170	
December	4,159	4,030	
January	4,512	4,699	
February	5,063	5,798	
March	6,074	6,786	
April	6,549	7,185	
May	6,549	7,185	
June	6,549	7,185	

#### QUANTITY METRICS (rolling 12 month period)

	Contract Quantity	Contract Base Number	Contract *	Area Team	Region	England
% of all assessments that were assess and fit appliances (case starts)	370	703	52.6%	58.0%	62.0%	60.4%
% of all assessments that were assess and refuse	51	703	7.3%	9.0%	10.5%	11.4%
% of all assessments that were assess and review	282	703	40.1%	33.0%	27.5%	28.3%
% of case starts with a reported IOTN of 3 and Aesthetic Component of 5 or below	0	370	N/A	0.0%	0.2%	0.1%
% of case starts with a reported IOTN of 3 and Aesthetic Component of 6 or above	42	370	11.4%	5.6%	3.4%	4.0%
% of case starts with a reported IOTN of 4	285	370	77.0%	75.6%	77.8%	77.8%
% of case starts with a reported IOTN of 5	41	370	11.1%	14.5%	17.2%	16.7 %
% of concluded courses in receipt of dual-arch fixed appliances	257	268	95.9%	66.3%	73.7%	74.3%
% of concluded courses where treatment was abandoned or discontinued	6	268	2.2%	6.3%	5.5%	6.9%
% of patients satisfied with the treatment they have received	11	12	91.7%	94.2%	96.1%	95.7%

\* Figures in italics indicate that the base number is less than 100.

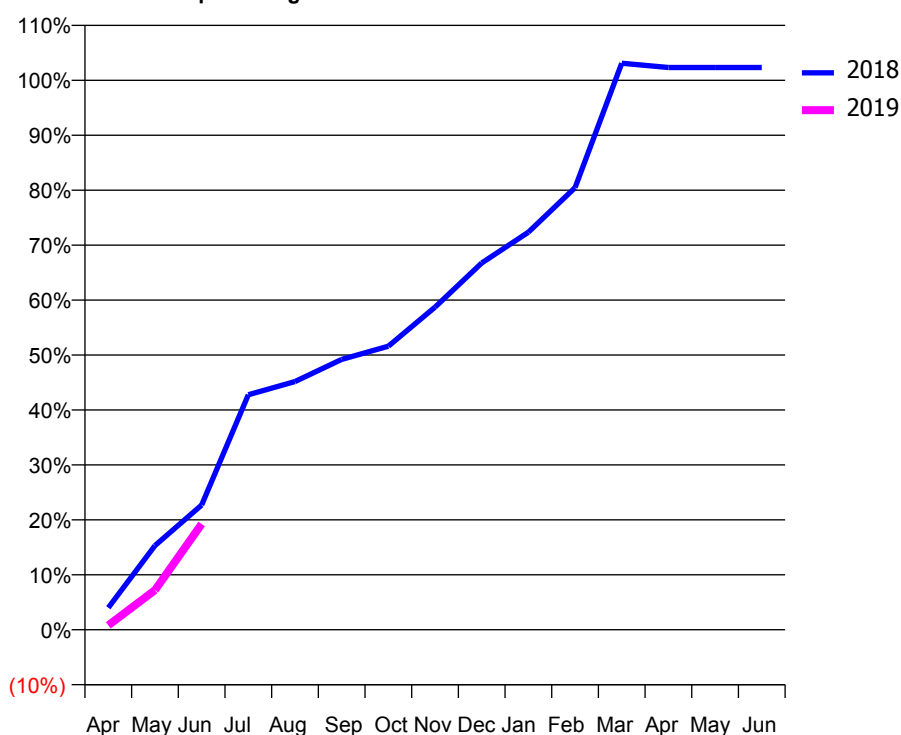
### Q64 - Vital Signs Orthodontic At a Glance Contract Report for 136840/0001 - June 2018

Name or company name	RUH Orthodontics	18/19 Contracted general activity (UDA)	0
Contract type name	PDS Contract	Carry forward general activity (UDA)	0
Purpose of contract	Orthodontic	18/19 Contracted orthodontic activity (UOA)	2,616
Contract start date	01/04/2007	Carry forward orthodontic activity (UOA)	0
Contract end date	31/03/2022	Baseline contract value	£170,946.76

ACCESS	Contract	England and Wales
24 month ratio of assessments to patient IDs	1.03	1.09

ACTIVITY	Contract
Contract assess and fit appliances (case starts) as a percentage of Area Team case starts	2.9 %

Cumulative percentage of contracted UOA delivered 2018 & 2019



Month	Adjusted Scheduled Activity (UOA)		
	2017	2018	2019
April	-109	105	21
May	-46	401	189
June	-24	594	504
July	270	1,119	
August	438	1,182	
September	543	1,287	
October	1,089	1,350	
November	1,342	1,536	
December	1,682	1,746	
January	2,275	1,893	
February	2,531	2,105	
March	2,695	2,697	
April	2,672	2,677	
May	2,672	2,677	
June	2,672	2,677	

#### QUANTITY METRICS (rolling 12 month period)

	Contract Quantity	Contract Base Number	Contract *	Area Team	Region	England
% of all assessments that were assess and fit appliances (case starts)	128	130	98.5%	58.0%	62.0%	60.4%
% of all assessments that were assess and refuse	0	130	0.0%	9.0%	10.5%	11.4%
% of all assessments that were assess and review	2	130	1.5%	33.0%	27.5%	28.3%
% of case starts with a reported IOTN of 3 and Aesthetic Component of 5 or below	0	128	N/A	0.0%	0.2%	0.1%
% of case starts with a reported IOTN of 3 and Aesthetic Component of 6 or above	4	128	3.1%	5.6%	3.4%	4.0%
% of case starts with a reported IOTN of 4	87	128	68.0%	75.6%	77.8%	77.8%
% of case starts with a reported IOTN of 5	9	128	7.0%	14.5%	17.2%	16.7 %
% of concluded courses in receipt of dual-arch fixed appliances	33	86	38.4%	66.3%	73.7%	74.3%
% of concluded courses where treatment was abandoned or discontinued	5	86	5.8%	6.3%	5.5%	6.9%
% of patients satisfied with the treatment they have received	0	0	N/A	94.2%	96.1%	95.7%

\* Figures in italics indicate that the base number is less than 100.

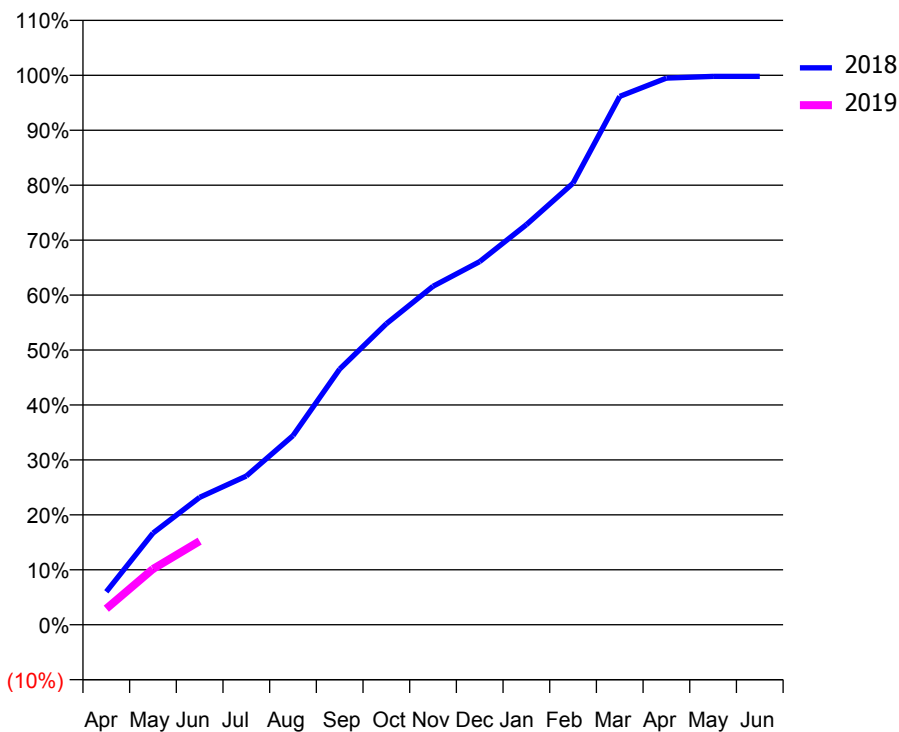
### Q64 - Vital Signs Orthodontic At a Glance Contract Report for 140163/0001 - June 2018

Name or company name	Cheltenham Orthodontics Ltd.	18/19 Contracted general activity (UDA)	0
Contract type name	PDS Contract	Carry forward general activity (UDA)	0
Purpose of contract	Orthodontic	18/19 Contracted orthodontic activity (UOA)	6,395
Contract start date	01/04/2008	Carry forward orthodontic activity (UOA)	0
Contract end date	31/03/2019	Baseline contract value	£409,703.84

ACCESS	Contract	England and Wales
24 month ratio of assessments to patient IDs	1.04	1.09

ACTIVITY	Contract
Contract assess and fit appliances (case starts) as a percentage of Area Team case starts	6.8 %

Cumulative percentage of contracted UOA delivered 2018 & 2019



Month	Adjusted Scheduled Activity (UOA)		
	2017	2018	2019
April	627	422	187
May	1,294	1,173	650
June	2,043	1,632	974
July	3,087	1,905	
August	3,620	2,422	
September	4,012	3,274	
October	4,580	3,854	
November	5,664	4,333	
December	6,062	4,650	
January	6,196	5,123	
February	6,328	5,653	
March	6,328	6,764	
April	6,395	6,999	
May	6,396	7,020	
June	6,396	7,020	

#### QUANTITY METRICS (rolling 12 month period)

	Contract Quantity	Contract Base Number	Contract *	Area Team	Region	England
% of all assessments that were assess and fit appliances (case starts)	299	570	52.5%	58.0%	62.0%	60.4%
% of all assessments that were assess and refuse	49	570	8.6%	9.0%	10.5%	11.4%
% of all assessments that were assess and review	222	570	38.9%	33.0%	27.5%	28.3%
% of case starts with a reported IOTN of 3 and Aesthetic Component of 5 or below	2	299	0.7%	0.0%	0.2%	0.1%
% of case starts with a reported IOTN of 3 and Aesthetic Component of 6 or above	21	299	7.0%	5.6%	3.4%	4.0%
% of case starts with a reported IOTN of 4	205	299	68.6%	75.6%	77.8%	77.8%
% of case starts with a reported IOTN of 5	68	299	22.7%	14.5%	17.2%	16.7 %
% of concluded courses in receipt of dual-arch fixed appliances	0	245	N/A	66.3%	73.7%	74.3%
% of concluded courses where treatment was abandoned or discontinued	7	245	2.9%	6.3%	5.5%	6.9%
% of patients satisfied with the treatment they have received	8	8	100.0%	94.2%	96.1%	95.7%

\* Figures in italics indicate that the base number is less than 100.

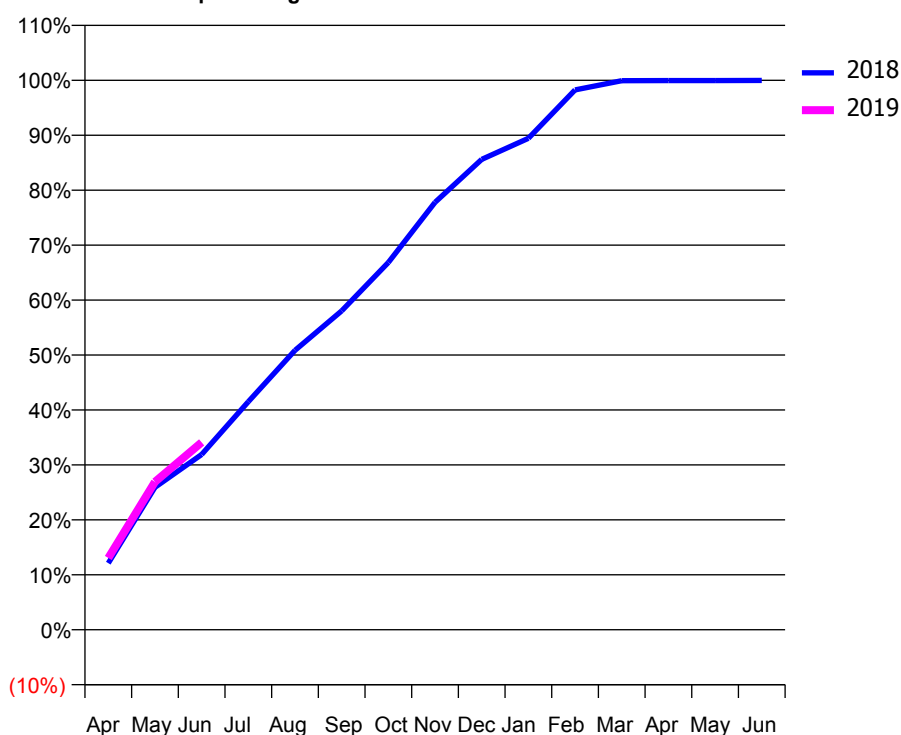
### Q64 - Vital Signs Orthodontic At a Glance Contract Report for 156701/0001 - June 2018

Name or company name	Phoenix Orthodontics	18/19 Contracted general activity (UDA)	30
Contract type name	GDS Contract	Carry forward general activity (UDA)	0
Purpose of contract	General and Orthodontic	18/19 Contracted orthodontic activity (UOA)	8,042
Contract start date	01/06/2011	Carry forward orthodontic activity (UOA)	0
Contract end date	31/03/2019	Baseline contract value	£540,094.09

ACCESS	Contract	England and Wales
24 month ratio of assessments to patient IDs	1.02	1.09

ACTIVITY	Contract
Contract assess and fit appliances (case starts) as a percentage of Area Team case starts	9.5 %

Cumulative percentage of contracted UOA delivered 2018 & 2019



Month	Adjusted Scheduled Activity (UOA)		
	2017	2018	2019
April	1,073	1,078	1,050
May	2,259	2,305	2,166
June	3,295	2,836	2,742
July	4,083	3,689	
August	4,889	4,520	
September	5,826	5,158	
October	6,552	5,940	
November	7,233	6,914	
December	7,761	7,608	
January	8,058	7,948	
February	8,063	8,731	
March	8,066	8,881	
April	8,069	8,882	
May	8,069	8,884	
June	8,069	8,886	

#### QUANTITY METRICS (rolling 12 month period)

	Contract Quantity	Contract Base Number	Contract *	Area Team	Region	England
% of all assessments that were assess and fit appliances (case starts)	419	475	88.2%	58.0%	62.0%	60.4%
% of all assessments that were assess and refuse	39	475	8.2%	9.0%	10.5%	11.4%
% of all assessments that were assess and review	17	475	3.6%	33.0%	27.5%	28.3%
% of case starts with a reported IOTN of 3 and Aesthetic Component of 5 or below	0	419	N/A	0.0%	0.2%	0.1%
% of case starts with a reported IOTN of 3 and Aesthetic Component of 6 or above	38	419	9.1%	5.6%	3.4%	4.0%
% of case starts with a reported IOTN of 4	342	419	81.6%	75.6%	77.8%	77.8%
% of case starts with a reported IOTN of 5	38	419	9.1%	14.5%	17.2%	16.7 %
% of concluded courses in receipt of dual-arch fixed appliances	381	450	84.7%	66.3%	73.7%	74.3%
% of concluded courses where treatment was abandoned or discontinued	33	450	7.3%	6.3%	5.5%	6.9%
% of patients satisfied with the treatment they have received	8	10	80.0%	94.2%	96.1%	95.7%

\* Figures in italics indicate that the base number is less than 100.



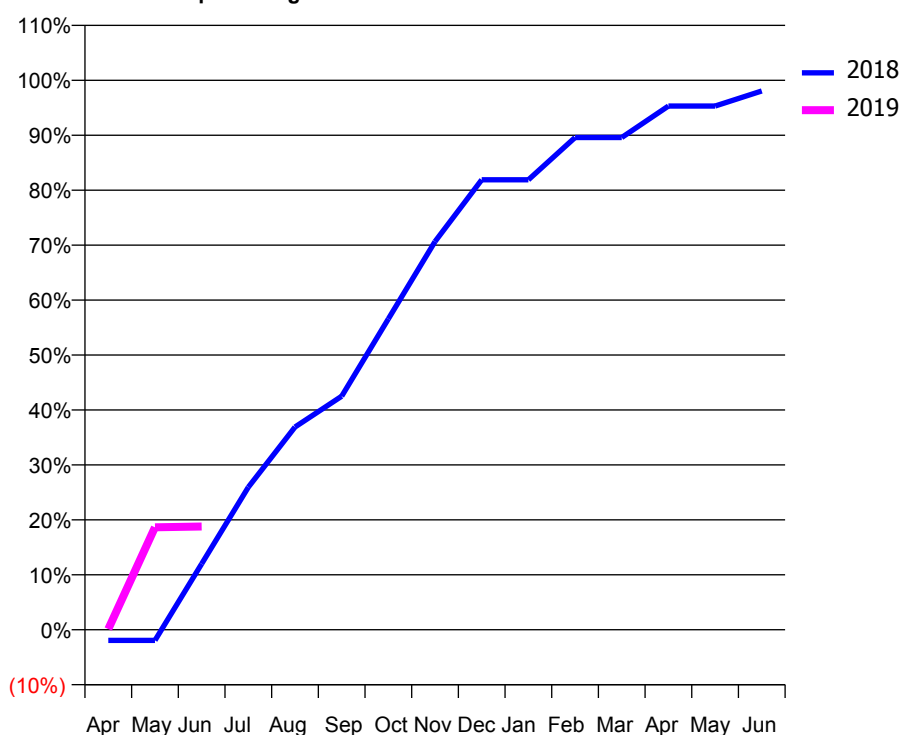
### Q64 - Vital Signs Orthodontic At a Glance Contract Report for 158542/0001 - June 2018

Name or company name	Mr CS Lambert-Rose and Miss SL Watt	18/19 Contracted general activity (UDA)	680
Contract type name	GDS Contract	Carry forward general activity (UDA)	0
Purpose of contract	General and Orthodontic	18/19 Contracted orthodontic activity (UOA)	697
Contract start date	18/05/2012	Carry forward orthodontic activity (UOA)	0
Contract end date		Baseline contract value	£65,017.32

ACCESS	Contract	England and Wales
24 month ratio of assessments to patient IDs	1.06	1.09

ACTIVITY	Contract
Contract assess and fit appliances (case starts) as a percentage of Area Team case starts	0.9 %

Cumulative percentage of contracted UOA delivered 2018 & 2019



Month	Adjusted Scheduled Activity (UOA)		
	2017	2018	2019
April	-17	-15	1
May	-17	-15	130
June	-17	92	131
July	-17	199	
August	-17	283	
September	162	326	
October	250	434	
November	337	542	
December	446	628	
January	489	628	
February	489	687	
March	717	687	
April	887	731	
May	887	731	
June	996	752	

#### QUANTITY METRICS (rolling 12 month period)

	Contract Quantity	Contract Base Number	Contract *	Area Team	Region	England
% of all assessments that were assess and fit appliances (case starts)	38	76	50.0%	58.0%	62.0%	60.4%
% of all assessments that were assess and refuse	10	76	13.2%	9.0%	10.5%	11.4%
% of all assessments that were assess and review	28	76	36.8%	33.0%	27.5%	28.3%
% of case starts with a reported IOTN of 3 and Aesthetic Component of 5 or below	0	38	<i>N/A</i>	0.0%	0.2%	0.1%
% of case starts with a reported IOTN of 3 and Aesthetic Component of 6 or above	0	38	<i>N/A</i>	5.6%	3.4%	4.0%
% of case starts with a reported IOTN of 4	36	38	94.7%	75.6%	77.8%	77.8%
% of case starts with a reported IOTN of 5	2	38	5.3%	14.5%	17.2%	16.7 %
% of concluded courses in receipt of dual-arch fixed appliances	11	14	78.6%	66.3%	73.7%	74.3%
% of concluded courses where treatment was abandoned or discontinued	1	14	7.1%	6.3%	5.5%	6.9%
% of patients satisfied with the treatment they have received	3	4	75.0%	94.2%	96.1%	95.7%

\* Figures in italics indicate that the base number is less than 100.

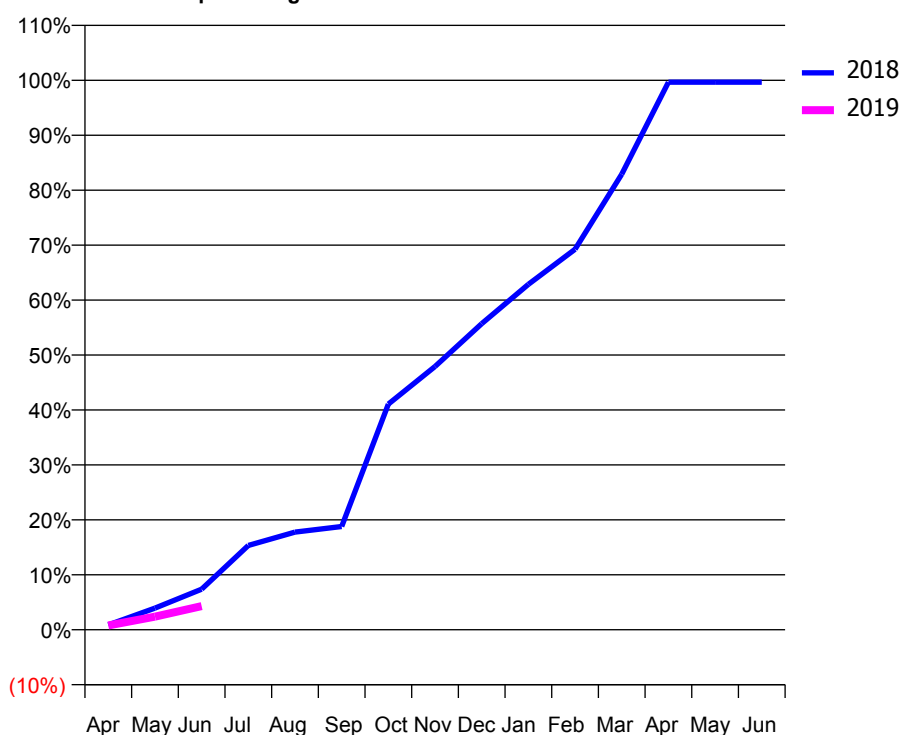
### Q64 - Vital Signs Orthodontic At a Glance Contract Report for 182591/0001 - June 2018

Name or company name	Bath Orthodontics Ltd	18/19 Contracted general activity (UDA)	0
Contract type name	PDS Contract	Carry forward general activity (UDA)	0
Purpose of contract	Orthodontic	18/19 Contracted orthodontic activity (UOA)	8,057
Contract start date	01/05/2011	Carry forward orthodontic activity (UOA)	0
Contract end date	30/04/2021	Baseline contract value	£541,431.78

ACCESS	Contract	England and Wales
24 month ratio of assessments to patient IDs	1.06	1.09

ACTIVITY	Contract
Contract assess and fit appliances (case starts) as a percentage of Area Team case starts	9.3 %

Cumulative percentage of contracted UOA delivered 2018 & 2019



Month	Adjusted Scheduled Activity (UOA)		
	2017	2018	2019
April	116	79	63
May	470	353	193
June	810	660	347
July	1,294	1,370	
August	1,534	1,587	
September	2,353	1,678	
October	3,088	3,667	
November	3,718	4,276	
December	4,520	4,973	
January	5,129	5,611	
February	5,801	6,180	
March	6,998	7,401	
April	8,027	8,894	
May	8,027	8,894	
June	8,027	8,894	

#### QUANTITY METRICS (rolling 12 month period)

	Contract Quantity	Contract Base Number	Contract *	Area Team	Region	England
% of all assessments that were assess and fit appliances (case starts)	410	466	88.0%	58.0%	62.0%	60.4%
% of all assessments that were assess and refuse	1	466	0.2%	9.0%	10.5%	11.4%
% of all assessments that were assess and review	55	466	11.8%	33.0%	27.5%	28.3%
% of case starts with a reported IOTN of 3 and Aesthetic Component of 5 or below	0	410	N/A	0.0%	0.2%	0.1%
% of case starts with a reported IOTN of 3 and Aesthetic Component of 6 or above	25	410	6.1%	5.6%	3.4%	4.0%
% of case starts with a reported IOTN of 4	309	410	75.4%	75.6%	77.8%	77.8%
% of case starts with a reported IOTN of 5	75	410	18.3%	14.5%	17.2%	16.7 %
% of concluded courses in receipt of dual-arch fixed appliances	263	276	95.3%	66.3%	73.7%	74.3%
% of concluded courses where treatment was abandoned or discontinued	6	276	2.2%	6.3%	5.5%	6.9%
% of patients satisfied with the treatment they have received	13	14	92.9%	94.2%	96.1%	95.7%

\* Figures in italics indicate that the base number is less than 100.

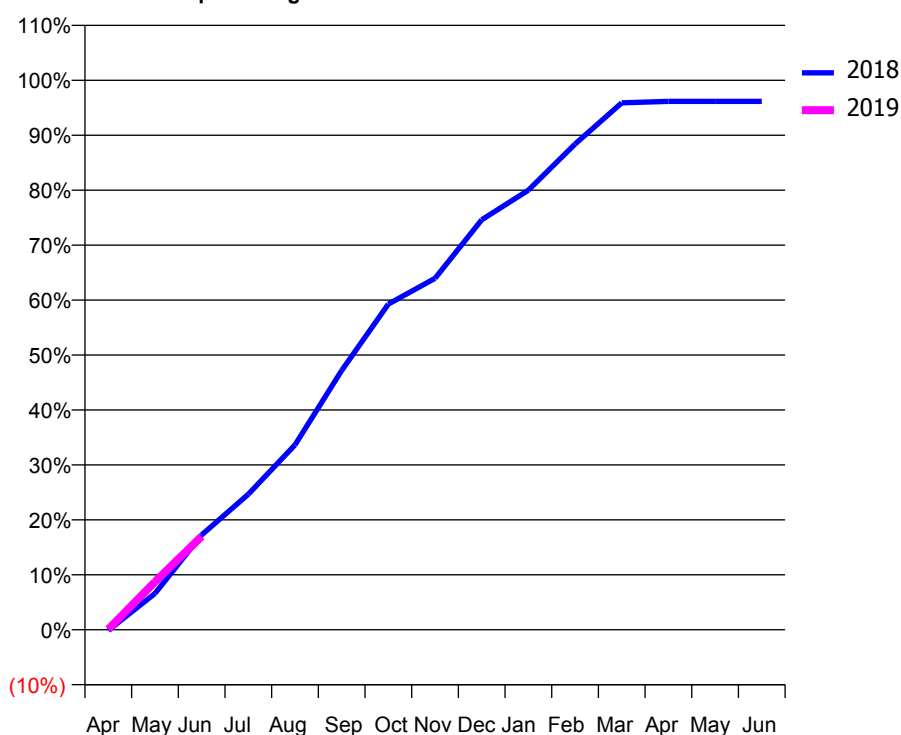
### Q64 - Vital Signs Orthodontic At a Glance Contract Report for 191221/0001 - June 2018

Name or company name	Mid Wessex Orthodontic Clinic	18/19 Contracted general activity (UDA)	20
Contract type name	GDS Contract	Carry forward general activity (UDA)	0
Purpose of contract	General and Orthodontic	18/19 Contracted orthodontic activity (UOA)	4,126
Contract start date	01/03/2013	Carry forward orthodontic activity (UOA)	0
Contract end date		Baseline contract value	£274,172.48

ACCESS	Contract	England and Wales
24 month ratio of assessments to patient IDs	1.00	1.09

ACTIVITY	Contract
Contract assess and fit appliances (case starts) as a percentage of Area Team case starts	4.2 %

Cumulative percentage of contracted UOA delivered 2018 & 2019



Month	Adjusted Scheduled Activity (UOA)		
	2017	2018	2019
April	63	-6	4
May	953	281	360
June	1,136	734	701
July	1,741	1,049	
August	1,884	1,431	
September	2,479	2,006	
October	2,963	2,520	
November	3,183	2,719	
December	3,337	3,172	
January	3,560	3,401	
February	3,992	3,758	
March	4,103	4,077	
April	4,107	4,089	
May	4,107	4,089	
June	4,107	4,089	

#### QUANTITY METRICS (rolling 12 month period)

	Contract Quantity	Contract Base Number	Contract *	Area Team	Region	England
% of all assessments that were assess and fit appliances (case starts)	184	421	43.7%	58.0%	62.0%	60.4%
% of all assessments that were assess and refuse	23	421	5.5%	9.0%	10.5%	11.4%
% of all assessments that were assess and review	214	421	50.8%	33.0%	27.5%	28.3%
% of case starts with a reported IOTN of 3 and Aesthetic Component of 5 or below	0	184	N/A	0.0%	0.2%	0.1%
% of case starts with a reported IOTN of 3 and Aesthetic Component of 6 or above	3	184	1.6%	5.6%	3.4%	4.0%
% of case starts with a reported IOTN of 4	152	184	82.6%	75.6%	77.8%	77.8%
% of case starts with a reported IOTN of 5	26	184	14.1%	14.5%	17.2%	16.7%
% of concluded courses in receipt of dual-arch fixed appliances	127	130	97.7%	66.3%	73.7%	74.3%
% of concluded courses where treatment was abandoned or discontinued	2	130	1.5%	6.3%	5.5%	6.9%
% of patients satisfied with the treatment they have received	6	6	100.0%	94.2%	96.1%	95.7%

\* Figures in italics indicate that the base number is less than 100.

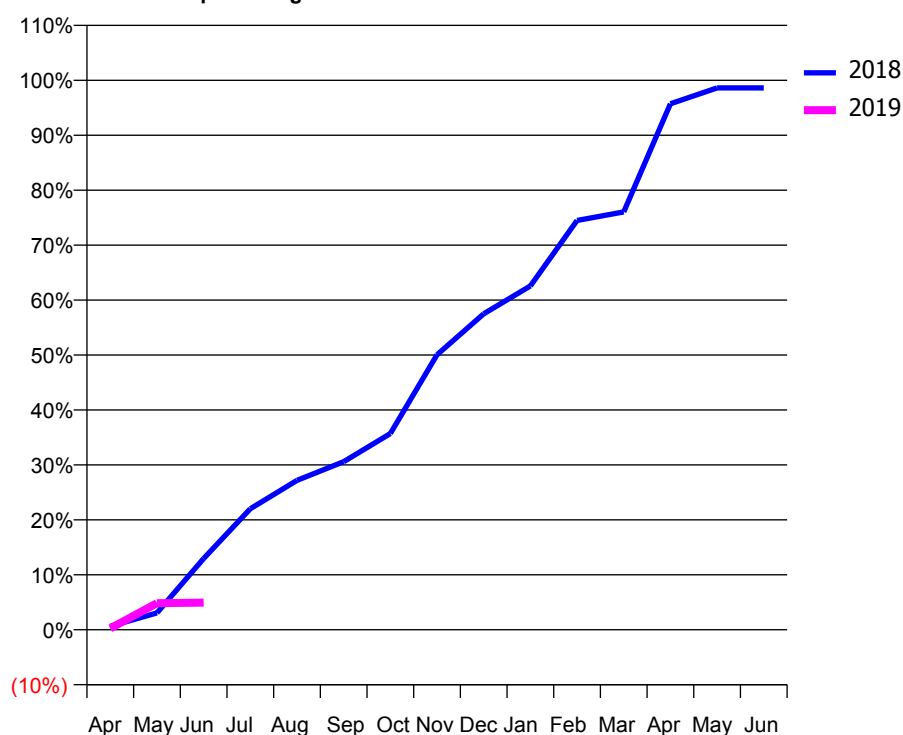
### Q64 - Vital Signs Orthodontic At a Glance Contract Report for 231401/0002 - June 2018

Name or company name	MR JA DICKSON	18/19 Contracted general activity (UDA)	0
Contract type name	PDS Contract	Carry forward general activity (UDA)	0
Purpose of contract	Orthodontic	18/19 Contracted orthodontic activity (UOA)	2,040
Contract start date	01/04/2009	Carry forward orthodontic activity (UOA)	0
Contract end date	31/03/2019	Baseline contract value	£130,697.44

ACCESS	Contract	England and Wales
24 month ratio of assessments to patient IDs	1.19	1.09

ACTIVITY	Contract
Contract assess and fit appliances (case starts) as a percentage of Area Team case starts	2.1 %

Cumulative percentage of contracted UOA delivered 2018 & 2019



Month	Adjusted Scheduled Activity (UOA)		
	2017	2018	2019
April	17	14	5
May	93	67	99
June	148	284	101
July	331	482	
August	511	595	
September	637	669	
October	730	781	
November	948	1,095	
December	1,030	1,257	
January	1,326	1,368	
February	1,500	1,629	
March	1,865	1,663	
April	2,021	2,093	
May	2,026	2,156	
June	2,029	2,156	

#### QUANTITY METRICS (rolling 12 month period)

	Contract Quantity	Contract Base Number	Contract *	Area Team	Region	England
% of all assessments that were assess and fit appliances (case starts)	91	194	46.9%	58.0%	62.0%	60.4%
% of all assessments that were assess and refuse	42	194	21.6%	9.0%	10.5%	11.4%
% of all assessments that were assess and review	61	194	31.4%	33.0%	27.5%	28.3%
% of case starts with a reported IOTN of 3 and Aesthetic Component of 5 or below	0	91	<i>N/A</i>	0.0%	0.2%	0.1%
% of case starts with a reported IOTN of 3 and Aesthetic Component of 6 or above	5	91	5.5%	5.6%	3.4%	4.0%
% of case starts with a reported IOTN of 4	77	91	84.6%	75.6%	77.8%	77.8%
% of case starts with a reported IOTN of 5	9	91	9.9%	14.5%	17.2%	16.7%
% of concluded courses in receipt of dual-arch fixed appliances	51	63	81.0%	66.3%	73.7%	74.3%
% of concluded courses where treatment was abandoned or discontinued	9	63	14.3%	6.3%	5.5%	6.9%
% of patients satisfied with the treatment they have received	2	2	100.0%	94.2%	96.1%	95.7%

\* Figures in italics indicate that the base number is less than 100.

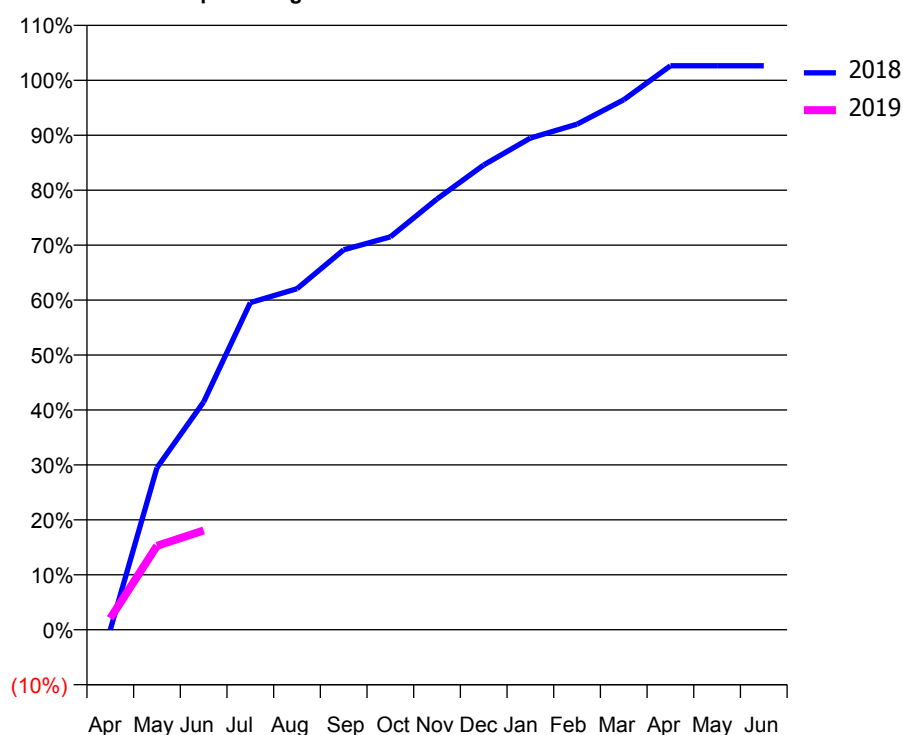
### Q64 - Vital Signs Orthodontic At a Glance Contract Report for 233544/0001 - June 2018

Name or company name	MR D LYONS	18/19 Contracted general activity (UDA)	1,909
Contract type name	GDS Contract	Carry forward general activity (UDA)	0
Purpose of contract	General and Orthodontic	18/19 Contracted orthodontic activity (UOA)	1,002
Contract start date	01/03/2008	Carry forward orthodontic activity (UOA)	0
Contract end date		Baseline contract value	£113,951.36

ACCESS	Contract	England and Wales
24 month ratio of assessments to patient IDs	1.04	1.09

ACTIVITY	Contract
Contract assess and fit appliances (case starts) as a percentage of Area Team case starts	0.9 %

Cumulative percentage of contracted UOA delivered 2018 & 2019



Month	Adjusted Scheduled Activity (UOA)		
	2017	2018	2019
April	24	0	21
May	198	325	153
June	272	457	181
July	310	656	
August	311	684	
September	313	762	
October	452	788	
November	500	864	
December	617	932	
January	628	986	
February	702	1,014	
March	875	1,063	
April	1,047	1,131	
May	1,089	1,131	
June	1,090	1,131	

#### QUANTITY METRICS (rolling 12 month period)

	Contract Quantity	Contract Base Number	Contract *	Area Team	Region	England
% of all assessments that were assess and fit appliances (case starts)	39	131	29.8%	58.0%	62.0%	60.4%
% of all assessments that were assess and refuse	39	131	29.8%	9.0%	10.5%	11.4%
% of all assessments that were assess and review	53	131	40.5%	33.0%	27.5%	28.3%
% of case starts with a reported IOTN of 3 and Aesthetic Component of 5 or below	0	39	<i>N/A</i>	0.0%	0.2%	0.1%
% of case starts with a reported IOTN of 3 and Aesthetic Component of 6 or above	1	39	2.6%	5.6%	3.4%	4.0%
% of case starts with a reported IOTN of 4	30	39	76.9%	75.6%	77.8%	77.8%
% of case starts with a reported IOTN of 5	8	39	20.5%	14.5%	17.2%	16.7 %
% of concluded courses in receipt of dual-arch fixed appliances	27	36	75.0%	66.3%	73.7%	74.3%
% of concluded courses where treatment was abandoned or discontinued	3	36	8.3%	6.3%	5.5%	6.9%
% of patients satisfied with the treatment they have received	1	2	50.0%	94.2%	96.1%	95.7%

\* Figures in italics indicate that the base number is less than 100.

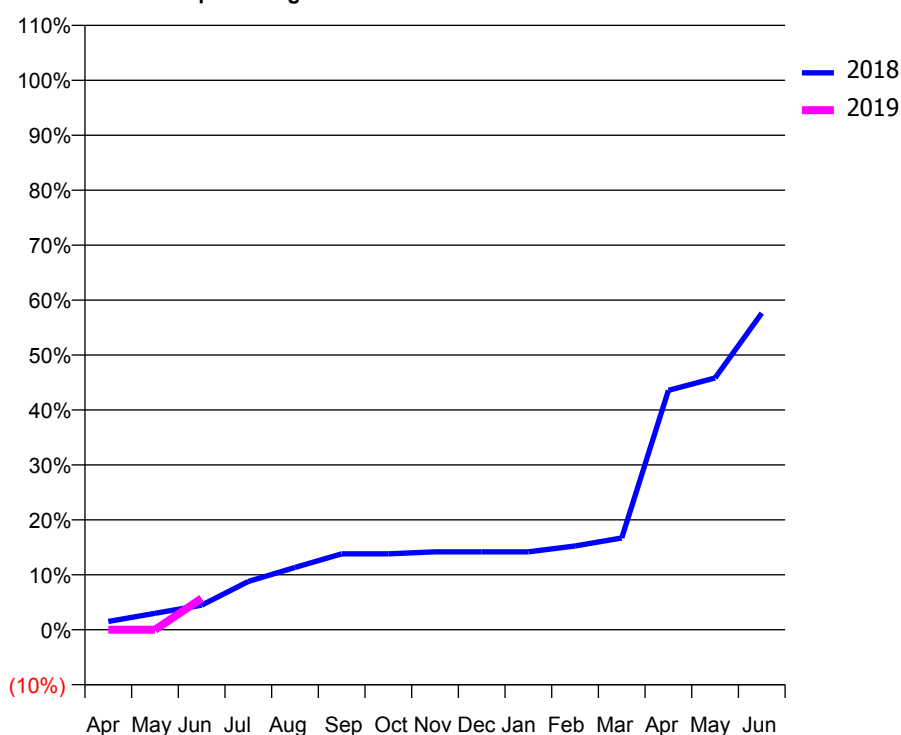
### Q64 - Vital Signs Orthodontic At a Glance Contract Report for 270563/0003 - June 2018

Name or company name	MR RS DHARWAR	18/19 Contracted general activity (UDA)	19,451
Contract type name	GDS Contract	Carry forward general activity (UDA)	0
Purpose of contract	General and Orthodontic	18/19 Contracted orthodontic activity (UOA)	1,502
Contract start date	01/02/2014	Carry forward orthodontic activity (UOA)	0
Contract end date		Baseline contract value	£570,486.15

ACCESS	Contract	England and Wales
24 month ratio of assessments to patient IDs	1.03	1.09

ACTIVITY	Contract
Contract assess and fit appliances (case starts) as a percentage of Area Team case starts	3.5 %

Cumulative percentage of contracted UOA delivered 2018 & 2019



Month	Adjusted Scheduled Activity (UOA)		
	2017	2018	2019
April	24	90	0
May	642	177	0
June	924	265	86
July	1,092	520	
August	1,135	671	
September	1,431	818	
October	1,600	818	
November	1,769	839	
December	2,001	839	
January	2,216	839	
February	2,407	902	
March	4,407	988	
April	5,128	2,577	
May	5,130	2,711	
June	5,130	3,409	

#### QUANTITY METRICS (rolling 12 month period)

	Contract Quantity	Contract Base Number	Contract *	Area Team	Region	England
% of all assessments that were assess and fit appliances (case starts)	154	170	90.6%	58.0%	62.0%	60.4%
% of all assessments that were assess and refuse	10	170	5.9%	9.0%	10.5%	11.4%
% of all assessments that were assess and review	6	170	3.5%	33.0%	27.5%	28.3%
% of case starts with a reported IOTN of 3 and Aesthetic Component of 5 or below	0	154	N/A	0.0%	0.2%	0.1%
% of case starts with a reported IOTN of 3 and Aesthetic Component of 6 or above	8	154	5.2%	5.6%	3.4%	4.0%
% of case starts with a reported IOTN of 4	101	154	65.6%	75.6%	77.8%	77.8%
% of case starts with a reported IOTN of 5	44	154	28.6%	14.5%	17.2%	16.7 %
% of concluded courses in receipt of dual-arch fixed appliances	19	38	50.0%	66.3%	73.7%	74.3%
% of concluded courses where treatment was abandoned or discontinued	2	38	5.3%	6.3%	5.5%	6.9%
% of patients satisfied with the treatment they have received	3	4	75.0%	94.2%	96.1%	95.7%

\* Figures in italics indicate that the base number is less than 100.

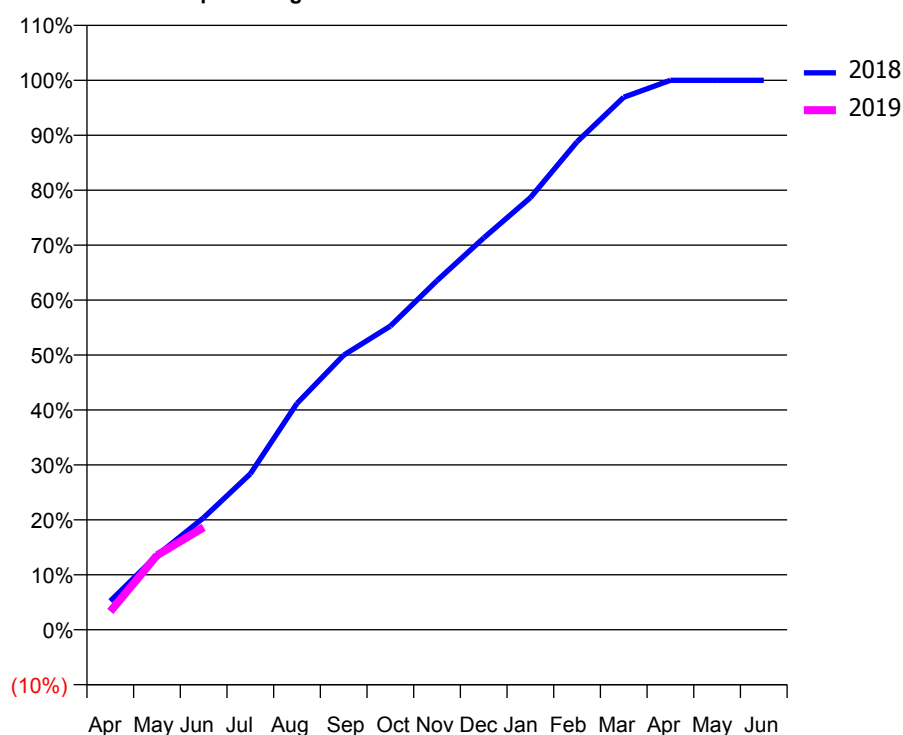
### Q64 - Vital Signs Orthodontic At a Glance Contract Report for 333956/0001 - June 2018

Name or company name	MR JJ KERRIGAN	18/19 Contracted general activity (UDA)	0
Contract type name	PDS Contract	Carry forward general activity (UDA)	0
Purpose of contract	Orthodontic	18/19 Contracted orthodontic activity (UOA)	3,838
Contract start date	01/04/2006	Carry forward orthodontic activity (UOA)	0
Contract end date	31/03/2021	Baseline contract value	£262,465.06

ACCESS	Contract	England and Wales
24 month ratio of assessments to patient IDs	1.07	1.09

ACTIVITY	Contract
Contract assess and fit appliances (case starts) as a percentage of Area Team case starts	4.3 %

Cumulative percentage of contracted UOA delivered 2018 & 2019



Month	Adjusted Scheduled Activity (UOA)		
	2017	2018	2019
April	111	220	128
May	572	571	520
June	803	860	716
July	1,160	1,196	
August	1,525	1,737	
September	1,810	2,107	
October	2,277	2,330	
November	2,647	2,679	
December	3,026	3,006	
January	3,345	3,315	
February	3,470	3,744	
March	3,770	4,086	
April	3,841	4,216	
May	3,883	4,216	
June	3,883	4,216	

#### QUANTITY METRICS (rolling 12 month period)

	Contract Quantity	Contract Base Number	Contract *	Area Team	Region	England
% of all assessments that were assess and fit appliances (case starts)	190	323	58.8%	58.0%	62.0%	60.4%
% of all assessments that were assess and refuse	30	323	9.3%	9.0%	10.5%	11.4%
% of all assessments that were assess and review	103	323	31.9%	33.0%	27.5%	28.3%
% of case starts with a reported IOTN of 3 and Aesthetic Component of 5 or below	0	190	N/A	0.0%	0.2%	0.1%
% of case starts with a reported IOTN of 3 and Aesthetic Component of 6 or above	10	190	5.3%	5.6%	3.4%	4.0%
% of case starts with a reported IOTN of 4	128	190	67.4%	75.6%	77.8%	77.8%
% of case starts with a reported IOTN of 5	45	190	23.7%	14.5%	17.2%	16.7%
% of concluded courses in receipt of dual-arch fixed appliances	146	177	82.5%	66.3%	73.7%	74.3%
% of concluded courses where treatment was abandoned or discontinued	23	177	13.0%	6.3%	5.5%	6.9%
% of patients satisfied with the treatment they have received	2	2	100.0%	94.2%	96.1%	95.7%

\* Figures in italics indicate that the base number is less than 100.

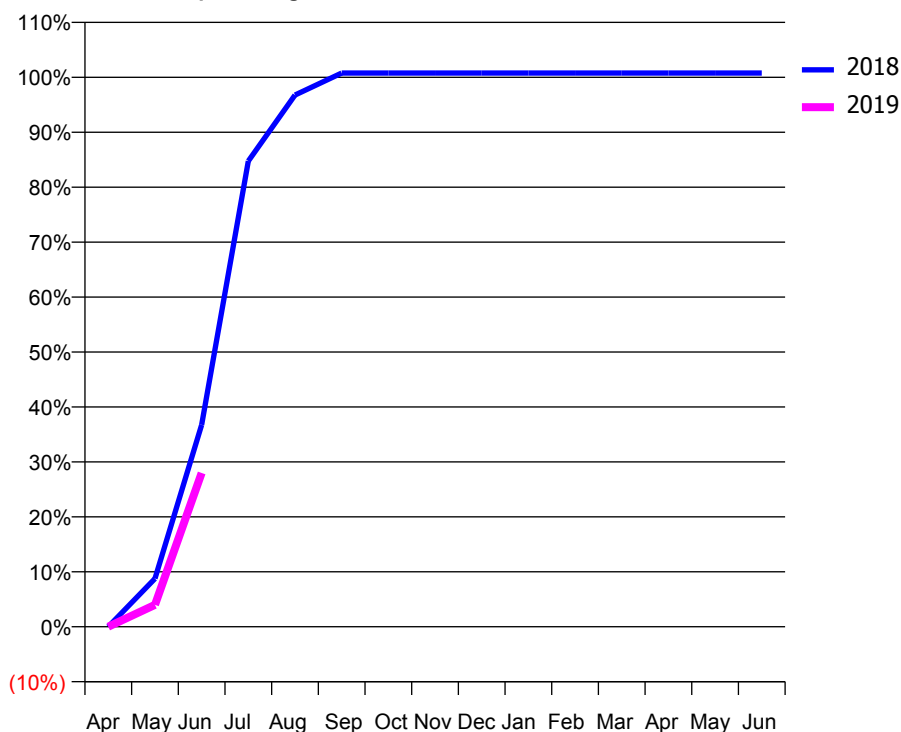
### Q64 - Vital Signs Orthodontic At a Glance Contract Report for 559598/0002 - June 2018

Name or company name	MISS RA EVANS	18/19 Contracted general activity (UDA)	0
Contract type name	GDS Contract	Carry forward general activity (UDA)	0
Purpose of contract	Orthodontic	18/19 Contracted orthodontic activity (UOA)	525
Contract start date	01/04/2006	Carry forward orthodontic activity (UOA)	0
Contract end date		Baseline contract value	£34,432.39

ACCESS	Contract	England and Wales
24 month ratio of assessments to patient IDs	1.17	1.09

ACTIVITY	Contract
Contract assess and fit appliances (case starts) as a percentage of Area Team case starts	0.5 %

Cumulative percentage of contracted UOA delivered 2018 & 2019



Month	Adjusted Scheduled Activity (UOA)		
	2017	2018	2019
April	59	0	0
May	83	46	21
June	127	193	147
July	194	445	
August	218	508	
September	283	529	
October	371	529	
November	481	529	
December	608	529	
January	611	529	
February	612	529	
March	612	529	
April	612	529	
May	633	529	
June	633	529	

#### QUANTITY METRICS (rolling 12 month period)

	Contract Quantity	Contract Base Number	Contract *	Area Team	Region	England
% of all assessments that were assess and fit appliances (case starts)	23	23	100.0%	58.0%	62.0%	60.4%
% of all assessments that were assess and refuse	0	23	0.0%	9.0%	10.5%	11.4%
% of all assessments that were assess and review	0	23	0.0%	33.0%	27.5%	28.3%
% of case starts with a reported IOTN of 3 and Aesthetic Component of 5 or below	0	23	N/A	0.0%	0.2%	0.1%
% of case starts with a reported IOTN of 3 and Aesthetic Component of 6 or above	0	23	N/A	5.6%	3.4%	4.0%
% of case starts with a reported IOTN of 4	0	23	N/A	75.6%	77.8%	77.8%
% of case starts with a reported IOTN of 5	0	23	N/A	14.5%	17.2%	16.7 %
% of concluded courses in receipt of dual-arch fixed appliances	0	5	N/A	66.3%	73.7%	74.3%
% of concluded courses where treatment was abandoned or discontinued	2	5	40.0%	6.3%	5.5%	6.9%
% of patients satisfied with the treatment they have received	0	0	N/A	94.2%	96.1%	95.7%

\* Figures in italics indicate that the base number is less than 100.



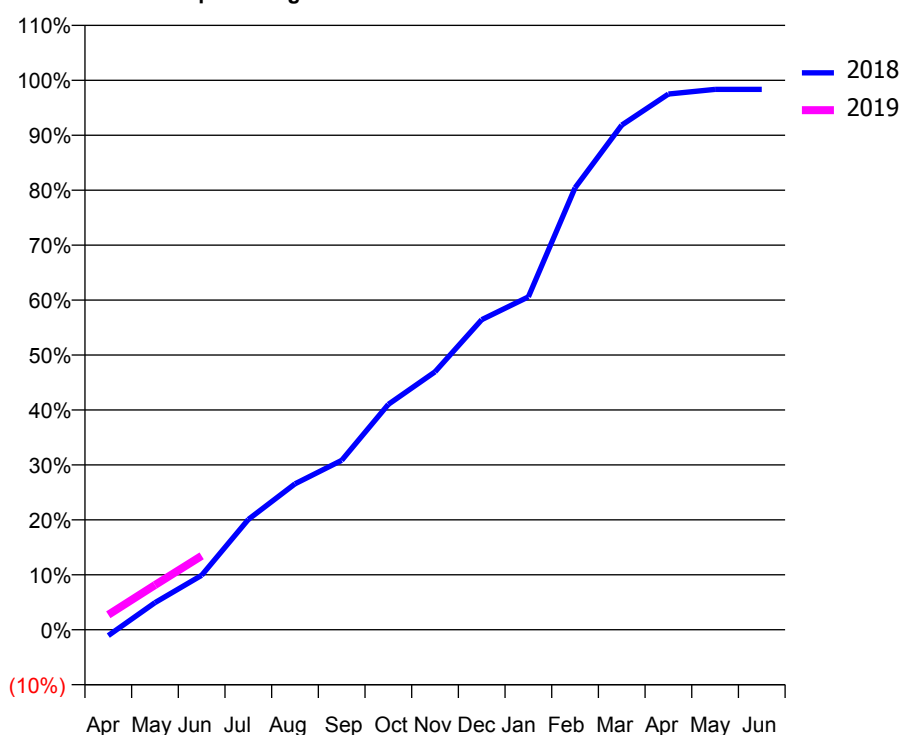
### Q64 - Vital Signs Orthodontic At a Glance Contract Report for 652563/0003 - June 2018

Name or company name	MRS CL MATHEWS	18/19 Contracted general activity (UDA)	0
Contract type name	PDS Contract	Carry forward general activity (UDA)	0
Purpose of contract	Orthodontic	18/19 Contracted orthodontic activity (UOA)	2,410
Contract start date	01/07/2009	Carry forward orthodontic activity (UOA)	0
Contract end date	31/03/2019	Baseline contract value	£154,378.63

ACCESS	Contract	England and Wales
24 month ratio of assessments to patient IDs	1.03	1.09

ACTIVITY	Contract
Contract assess and fit appliances (case starts) as a percentage of Area Team case starts	2.8 %

Cumulative percentage of contracted UOA delivered 2018 & 2019



Month	Adjusted Scheduled Activity (UOA)		
	2017	2018	2019
April	-84	-28	66
May	64	129	196
June	112	259	324
July	433	524	
August	628	693	
September	755	805	
October	1,025	1,071	
November	1,161	1,225	
December	1,442	1,473	
January	1,571	1,581	
February	1,849	2,099	
March	2,231	2,397	
April	2,359	2,545	
May	2,382	2,567	
June	2,382	2,567	

#### QUANTITY METRICS (rolling 12 month period)

	Contract Quantity	Contract Base Number	Contract *	Area Team	Region	England
% of all assessments that were assess and fit appliances (case starts)	122	209	58.4%	58.0%	62.0%	60.4%
% of all assessments that were assess and refuse	34	209	16.3%	9.0%	10.5%	11.4%
% of all assessments that were assess and review	53	209	25.4%	33.0%	27.5%	28.3%
% of case starts with a reported IOTN of 3 and Aesthetic Component of 5 or below	0	122	N/A	0.0%	0.2%	0.1%
% of case starts with a reported IOTN of 3 and Aesthetic Component of 6 or above	1	122	0.8%	5.6%	3.4%	4.0%
% of case starts with a reported IOTN of 4	105	122	86.1%	75.6%	77.8%	77.8%
% of case starts with a reported IOTN of 5	15	122	12.3%	14.5%	17.2%	16.7 %
% of concluded courses in receipt of dual-arch fixed appliances	85	106	80.2%	66.3%	73.7%	74.3%
% of concluded courses where treatment was abandoned or discontinued	3	106	2.8%	6.3%	5.5%	6.9%
% of patients satisfied with the treatment they have received	4	4	100.0%	94.2%	96.1%	95.7%

\* Figures in italics indicate that the base number is less than 100.

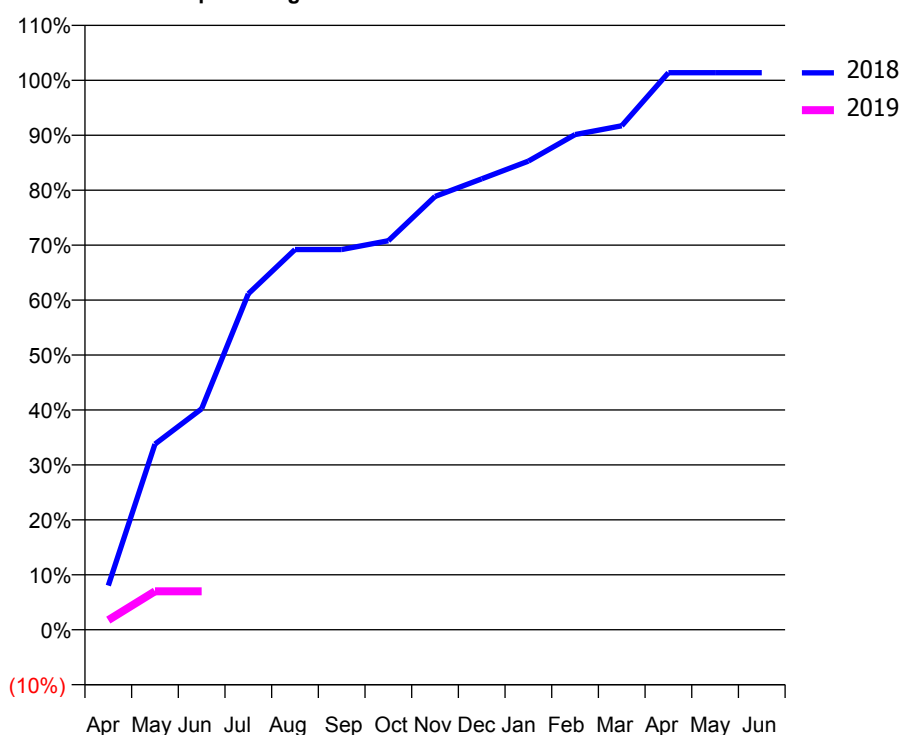
### Q64 - Vital Signs Orthodontic At a Glance Contract Report for 731633/0001 - June 2018

Name or company name	MR PJ COOKE	18/19 Contracted general activity (UDA)	1,285
Contract type name	GDS Contract	Carry forward general activity (UDA)	0
Purpose of contract	General and Orthodontic	18/19 Contracted orthodontic activity (UOA)	1,200
Contract start date	01/04/2006	Carry forward orthodontic activity (UOA)	0
Contract end date		Baseline contract value	£105,559.06

ACCESS	Contract	England and Wales
24 month ratio of assessments to patient IDs	1.03	1.09

ACTIVITY	Contract
Contract assess and fit appliances (case starts) as a percentage of Area Team case starts	1.0 %

Cumulative percentage of contracted UOA delivered 2018 & 2019



Month	Adjusted Scheduled Activity (UOA)		
	2017	2018	2019
April	0	105	21
May	126	441	84
June	147	525	84
July	336	798	
August	588	903	
September	777	903	
October	882	924	
November	987	1,029	
December	1,050	1,071	
January	1,071	1,113	
February	1,113	1,176	
March	1,155	1,197	
April	1,281	1,323	
May	1,365	1,323	
June	1,365	1,323	

#### QUANTITY METRICS (rolling 12 month period)

	Contract Quantity	Contract Base Number	Contract *	Area Team	Region	England
% of all assessments that were assess and fit appliances (case starts)	46	46	100.0%	58.0%	62.0%	60.4%
% of all assessments that were assess and refuse	0	46	0.0%	9.0%	10.5%	11.4%
% of all assessments that were assess and review	0	46	0.0%	33.0%	27.5%	28.3%
% of case starts with a reported IOTN of 3 and Aesthetic Component of 5 or below	0	46	N/A	0.0%	0.2%	0.1%
% of case starts with a reported IOTN of 3 and Aesthetic Component of 6 or above	0	46	N/A	5.6%	3.4%	4.0%
% of case starts with a reported IOTN of 4	0	46	N/A	75.6%	77.8%	77.8%
% of case starts with a reported IOTN of 5	0	46	N/A	14.5%	17.2%	16.7 %
% of concluded courses in receipt of dual-arch fixed appliances	0	30	N/A	66.3%	73.7%	74.3%
% of concluded courses where treatment was abandoned or discontinued	0	30	0.0%	6.3%	5.5%	6.9%
% of patients satisfied with the treatment they have received	2	2	100.0%	94.2%	96.1%	95.7%

\* Figures in italics indicate that the base number is less than 100.

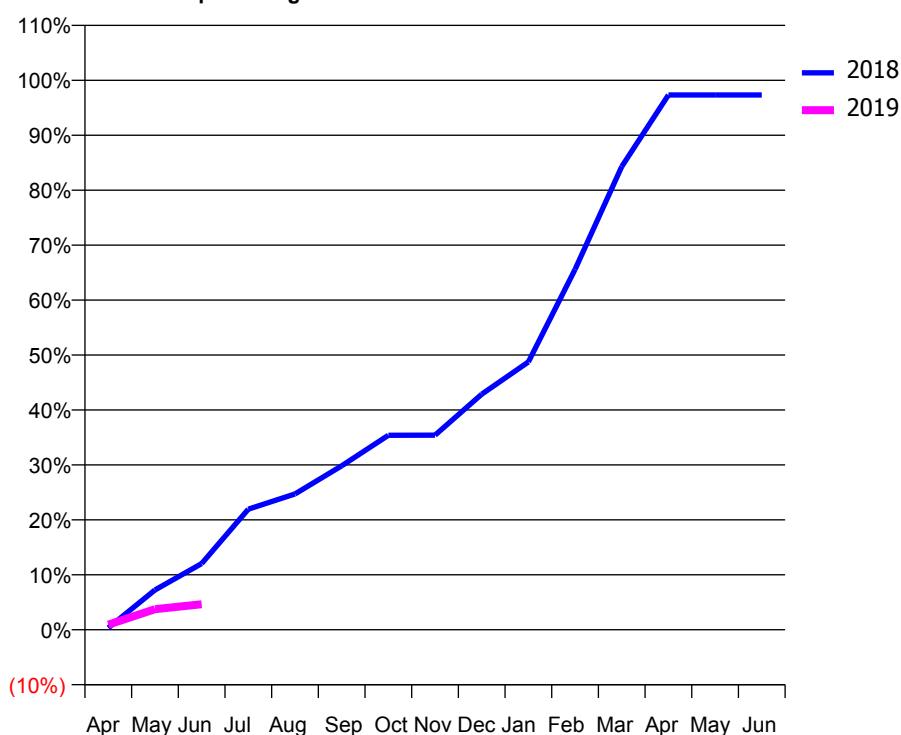
### Q64 - Vital Signs Orthodontic At a Glance Contract Report for 748544/0001 - June 2018

Name or company name	MRS AJ FERRIS	18/19 Contracted general activity (UDA)	0
Contract type name	PDS Contract	Carry forward general activity (UDA)	0
Purpose of contract	Orthodontic	18/19 Contracted orthodontic activity (UOA)	2,370
Contract start date	01/04/2006	Carry forward orthodontic activity (UOA)	0
Contract end date	31/03/2019	Baseline contract value	£151,817.66

ACCESS	Contract	England and Wales
24 month ratio of assessments to patient IDs	1.18	1.09

ACTIVITY	Contract
Contract assess and fit appliances (case starts) as a percentage of Area Team case starts	2.5 %

Cumulative percentage of contracted UOA delivered 2018 & 2019



Month	Adjusted Scheduled Activity (UOA)		
	2017	2018	2019
April	-2	9	22
May	126	187	89
June	217	311	110
July	356	566	
August	547	638	
September	760	770	
October	969	913	
November	1,173	914	
December	1,493	1,106	
January	1,626	1,258	
February	1,843	1,692	
March	2,228	2,175	
April	2,293	2,511	
May	2,293	2,511	
June	2,293	2,511	

#### QUANTITY METRICS (rolling 12 month period)

	Contract Quantity	Contract Base Number	Contract *	Area Team	Region	England
% of all assessments that were assess and fit appliances (case starts)	110	177	62.1%	58.0%	62.0%	60.4%
% of all assessments that were assess and refuse	22	177	12.4%	9.0%	10.5%	11.4%
% of all assessments that were assess and review	45	177	25.4%	33.0%	27.5%	28.3%
% of case starts with a reported IOTN of 3 and Aesthetic Component of 5 or below	0	110	N/A	0.0%	0.2%	0.1%
% of case starts with a reported IOTN of 3 and Aesthetic Component of 6 or above	9	110	8.2%	5.6%	3.4%	4.0%
% of case starts with a reported IOTN of 4	75	110	68.2%	75.6%	77.8%	77.8%
% of case starts with a reported IOTN of 5	23	110	20.9%	14.5%	17.2%	16.7 %
% of concluded courses in receipt of dual-arch fixed appliances	62	71	87.3%	66.3%	73.7%	74.3%
% of concluded courses where treatment was abandoned or discontinued	3	71	4.2%	6.3%	5.5%	6.9%
% of patients satisfied with the treatment they have received	3	3	100.0%	94.2%	96.1%	95.7%

\* Figures in italics indicate that the base number is less than 100.

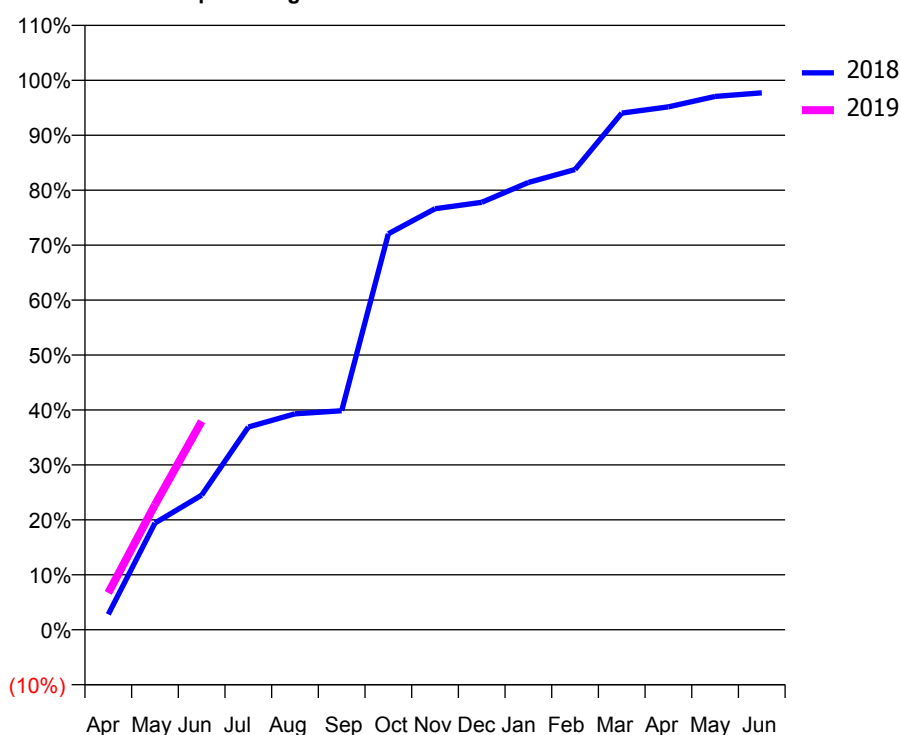
### Q64 - Vital Signs Orthodontic At a Glance Contract Report for 755680/0001 - June 2018

Name or company name	MRS MJ ELSEY	18/19 Contracted general activity (UDA)	0
Contract type name	PDS Contract	Carry forward general activity (UDA)	0
Purpose of contract	Orthodontic	18/19 Contracted orthodontic activity (UOA)	3,458
Contract start date	01/04/2006	Carry forward orthodontic activity (UOA)	0
Contract end date	31/03/2019	Baseline contract value	£221,504.79

ACCESS	Contract	England and Wales
24 month ratio of assessments to patient IDs	1.16	1.09

ACTIVITY	Contract
Contract assess and fit appliances (case starts) as a percentage of Area Team case starts	4.7 %

Cumulative percentage of contracted UOA delivered 2018 & 2019



Month	Adjusted Scheduled Activity (UOA)		
	2017	2018	2019
April	-44	107	232
May	140	739	787
June	313	932	1,312
July	313	1,404	
August	313	1,495	
September	1,243	1,516	
October	1,841	2,741	
November	1,983	2,915	
December	2,811	2,959	
January	2,833	3,097	
February	3,207	3,186	
March	3,382	3,577	
April	3,445	3,620	
May	3,508	3,692	
June	3,530	3,717	

#### QUANTITY METRICS (rolling 12 month period)

	Contract Quantity	Contract Base Number	Contract *	Area Team	Region	England
% of all assessments that were assess and fit appliances (case starts)	208	296	70.3%	58.0%	62.0%	60.4%
% of all assessments that were assess and refuse	17	296	5.7%	9.0%	10.5%	11.4%
% of all assessments that were assess and review	71	296	24.0%	33.0%	27.5%	28.3%
% of case starts with a reported IOTN of 3 and Aesthetic Component of 5 or below	0	208	N/A	0.0%	0.2%	0.1%
% of case starts with a reported IOTN of 3 and Aesthetic Component of 6 or above	23	208	11.1%	5.6%	3.4%	4.0%
% of case starts with a reported IOTN of 4	151	208	72.6%	75.6%	77.8%	77.8%
% of case starts with a reported IOTN of 5	34	208	16.3%	14.5%	17.2%	16.7 %
% of concluded courses in receipt of dual-arch fixed appliances	8	124	6.5%	66.3%	73.7%	74.3%
% of concluded courses where treatment was abandoned or discontinued	10	124	8.1%	6.3%	5.5%	6.9%
% of patients satisfied with the treatment they have received	5	5	100.0%	94.2%	96.1%	95.7%

\* Figures in italics indicate that the base number is less than 100.

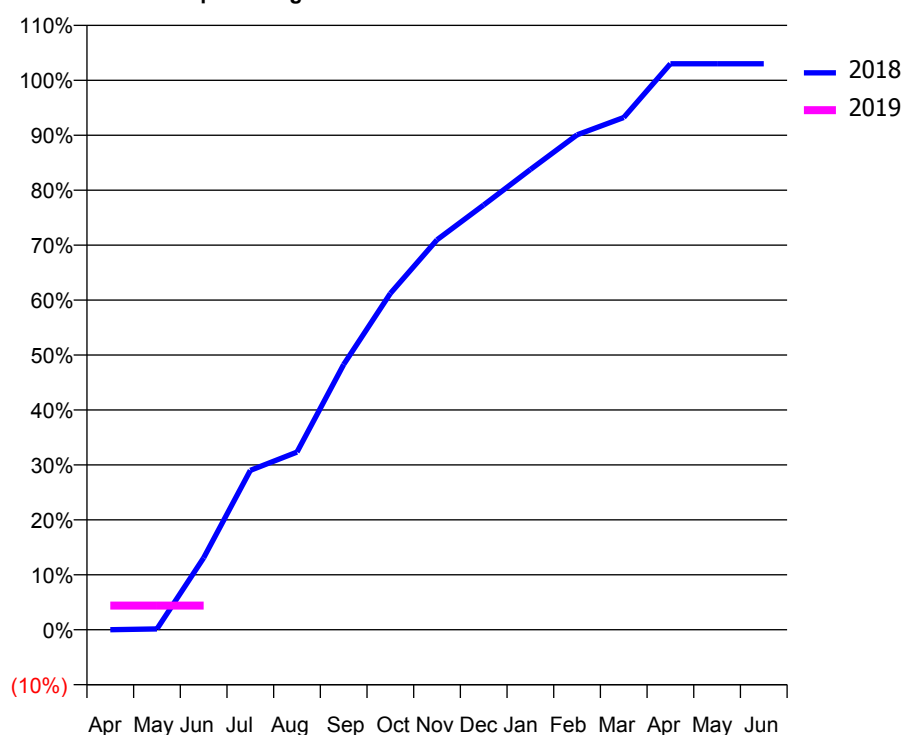
### Q64 - Vital Signs Orthodontic At a Glance Contract Report for 817953/0001 - June 2018

Name or company name	MR CR BORLAND	18/19 Contracted general activity (UDA)	0
Contract type name	PDS Contract	Carry forward general activity (UDA)	0
Purpose of contract	Orthodontic	18/19 Contracted orthodontic activity (UOA)	476
Contract start date	06/10/2008	Carry forward orthodontic activity (UOA)	0
Contract end date	31/03/2019	Baseline contract value	£31,787.64

ACCESS	Contract	England and Wales
24 month ratio of assessments to patient IDs	1.02	1.09

ACTIVITY	Contract
Contract assess and fit appliances (case starts) as a percentage of Area Team case starts	0.7 %

Cumulative percentage of contracted UOA delivered 2018 & 2019



Month	Adjusted Scheduled Activity (UOA)		
	2017	2018	2019
April	0	0	21
May	42	1	21
June	84	87	21
July	210	193	
August	273	215	
September	315	321	
October	316	407	
November	316	472	
December	406	514	
January	430	557	
February	456	599	
March	457	620	
April	478	685	
May	521	685	
June	521	685	

#### QUANTITY METRICS (rolling 12 month period)

	Contract Quantity	Contract Base Number	Contract *	Area Team	Region	England
% of all assessments that were assess and fit appliances (case starts)	33	42	78.6%	58.0%	62.0%	60.4%
% of all assessments that were assess and refuse	7	42	16.7%	9.0%	10.5%	11.4%
% of all assessments that were assess and review	2	42	4.8%	33.0%	27.5%	28.3%
% of case starts with a reported IOTN of 3 and Aesthetic Component of 5 or below	0	33	<i>N/A</i>	0.0%	0.2%	0.1%
% of case starts with a reported IOTN of 3 and Aesthetic Component of 6 or above	1	33	3.0%	5.6%	3.4%	4.0%
% of case starts with a reported IOTN of 4	20	33	60.6%	75.6%	77.8%	77.8%
% of case starts with a reported IOTN of 5	4	33	12.1%	14.5%	17.2%	16.7 %
% of concluded courses in receipt of dual-arch fixed appliances	13	19	68.4%	66.3%	73.7%	74.3%
% of concluded courses where treatment was abandoned or discontinued	3	19	15.8%	6.3%	5.5%	6.9%
% of patients satisfied with the treatment they have received	1	1	100.0%	94.2%	96.1%	95.7%

\* Figures in italics indicate that the base number is less than 100.

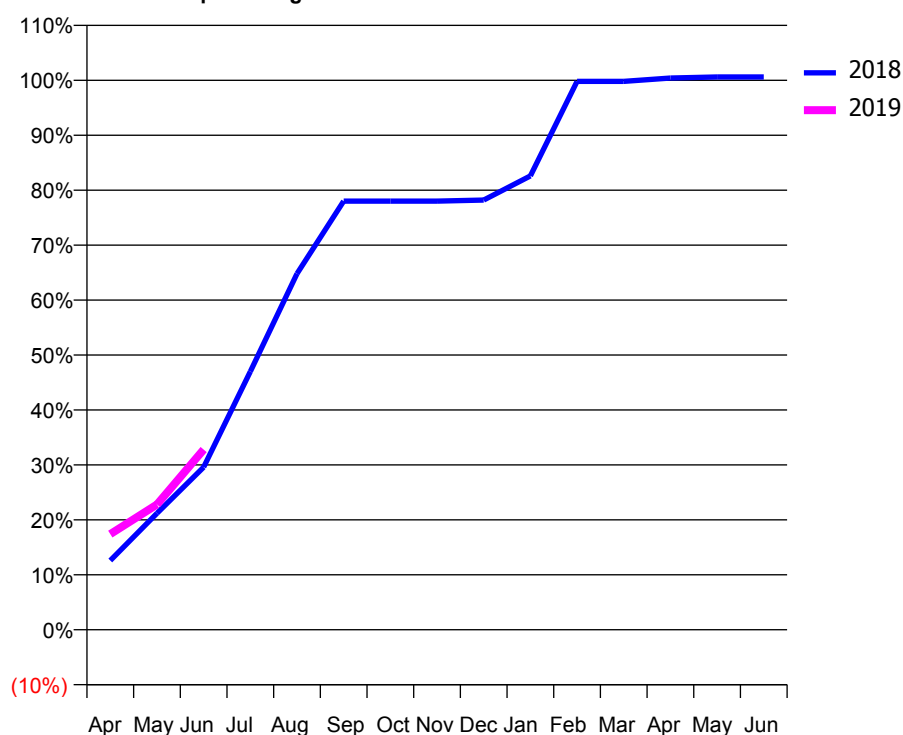
### Q64 - Vital Signs Orthodontic At a Glance Contract Report for 820059/0001 - June 2018

Name or company name	MR AJ SMITH	18/19 Contracted general activity (UDA)	800
Contract type name	PDS Contract	Carry forward general activity (UDA)	0
Purpose of contract	General and Orthodontic	18/19 Contracted orthodontic activity (UOA)	500
Contract start date	01/04/2006	Carry forward orthodontic activity (UOA)	0
Contract end date	31/03/2019	Baseline contract value	£59,862.75

ACCESS	Contract	England and Wales
24 month ratio of assessments to patient IDs	1.08	1.09

ACTIVITY	Contract
Contract assess and fit appliances (case starts) as a percentage of Area Team case starts	0.5 %

Cumulative percentage of contracted UOA delivered 2018 & 2019



Month	Adjusted Scheduled Activity (UOA)		
	2017	2018	2019
April	190	63	87
May	256	106	114
June	277	148	164
July	351	235	
August	373	324	
September	396	390	
October	420	390	
November	425	390	
December	429	391	
January	431	413	
February	455	499	
March	500	499	
April	500	502	
May	500	503	
June	500	503	

#### QUANTITY METRICS (rolling 12 month period)

	Contract Quantity	Contract Base Number	Contract *	Area Team	Region	England
% of all assessments that were assess and fit appliances (case starts)	23	59	39.0%	58.0%	62.0%	60.4%
% of all assessments that were assess and refuse	0	59	0.0%	9.0%	10.5%	11.4%
% of all assessments that were assess and review	36	59	61.0%	33.0%	27.5%	28.3%
% of case starts with a reported IOTN of 3 and Aesthetic Component of 5 or below	0	23	N/A	0.0%	0.2%	0.1%
% of case starts with a reported IOTN of 3 and Aesthetic Component of 6 or above	0	23	N/A	5.6%	3.4%	4.0%
% of case starts with a reported IOTN of 4	18	23	78.3%	75.6%	77.8%	77.8%
% of case starts with a reported IOTN of 5	3	23	13.0%	14.5%	17.2%	16.7 %
% of concluded courses in receipt of dual-arch fixed appliances	0	0	N/A	66.3%	73.7%	74.3%
% of concluded courses where treatment was abandoned or discontinued	0	0	N/A	6.3%	5.5%	6.9%
% of patients satisfied with the treatment they have received	1	1	100.0%	94.2%	96.1%	95.7%

\* Figures in italics indicate that the base number is less than 100.

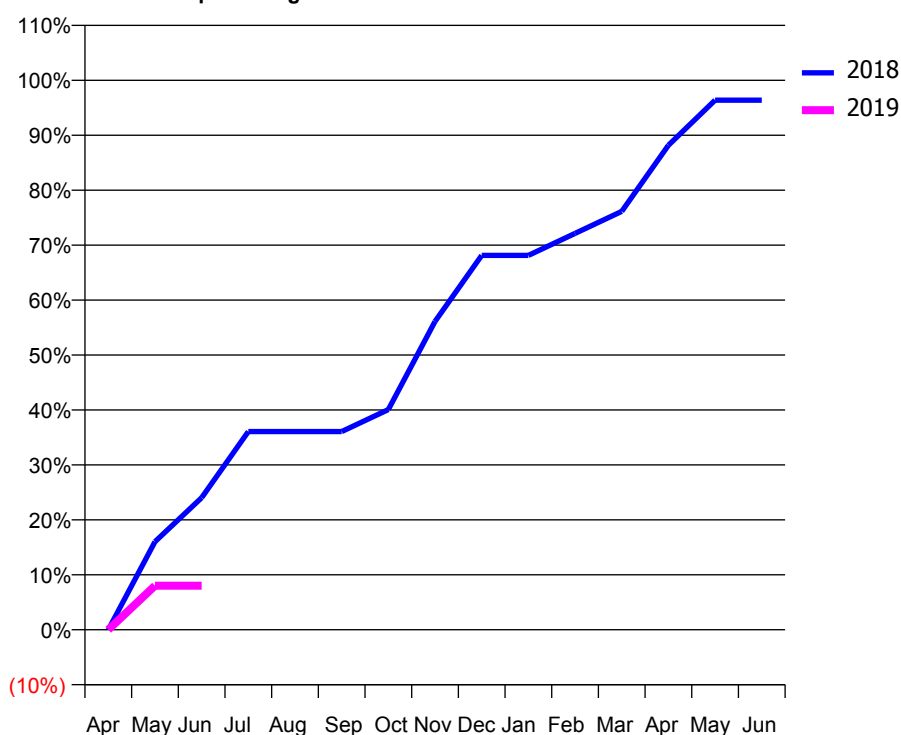
### Q64 - Vital Signs Orthodontic At a Glance Contract Report for 839329/0002 - June 2018

Name or company name	MR SJ MCELROY	18/19 Contracted general activity (UDA)	0
Contract type name	PDS Contract	Carry forward general activity (UDA)	0
Purpose of contract	Orthodontic	18/19 Contracted orthodontic activity (UOA)	524
Contract start date	01/04/2006	Carry forward orthodontic activity (UOA)	0
Contract end date	31/03/2019	Baseline contract value	£33,539.45

ACCESS	Contract	England and Wales
24 month ratio of assessments to patient IDs	1.06	1.09

ACTIVITY	Contract
Contract assess and fit appliances (case starts) as a percentage of Area Team case starts	0.5 %

Cumulative percentage of contracted UOA delivered 2018 & 2019



Month	Adjusted Scheduled Activity (UOA)		
	2017	2018	2019
April	-8	0	0
May	181	84	42
June	224	126	42
July	329	189	
August	524	189	
September	546	189	
October	610	210	
November	610	294	
December	610	357	
January	610	357	
February	610	378	
March	610	399	
April	611	462	
May	611	505	
June	632	505	

#### QUANTITY METRICS (rolling 12 month period)

	Contract Quantity	Contract Base Number	Contract *	Area Team	Region	England
% of all assessments that were assess and fit appliances (case starts)	20	21	95.2%	58.0%	62.0%	60.4%
% of all assessments that were assess and refuse	1	21	4.8%	9.0%	10.5%	11.4%
% of all assessments that were assess and review	0	21	0.0%	33.0%	27.5%	28.3%
% of case starts with a reported IOTN of 3 and Aesthetic Component of 5 or below	0	20	N/A	0.0%	0.2%	0.1%
% of case starts with a reported IOTN of 3 and Aesthetic Component of 6 or above	5	20	25.0%	5.6%	3.4%	4.0%
% of case starts with a reported IOTN of 4	8	20	40.0%	75.6%	77.8%	77.8%
% of case starts with a reported IOTN of 5	3	20	15.0%	14.5%	17.2%	16.7 %
% of concluded courses in receipt of dual-arch fixed appliances	0	28	N/A	66.3%	73.7%	74.3%
% of concluded courses where treatment was abandoned or discontinued	2	28	7.1%	6.3%	5.5%	6.9%
% of patients satisfied with the treatment they have received	1	1	100.0%	94.2%	96.1%	95.7%

\* Figures in italics indicate that the base number is less than 100.

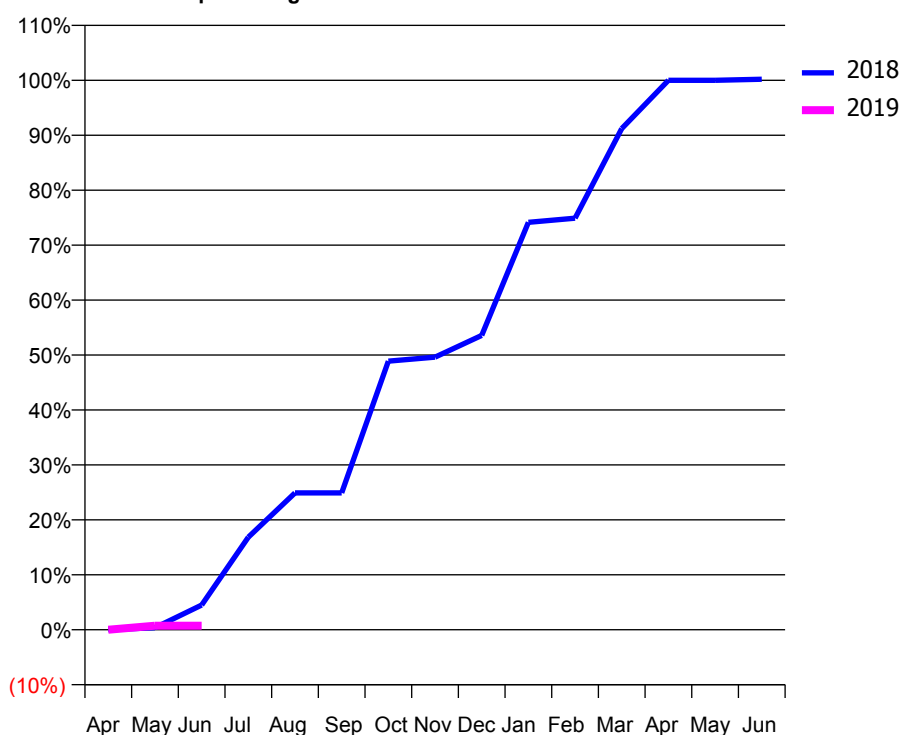
### Q64 - Vital Signs Orthodontic At a Glance Contract Report for 839329/0003 - June 2018

Name or company name	MR SJ MCELROY	18/19 Contracted general activity (UDA)	0
Contract type name	GDS Contract	Carry forward general activity (UDA)	0
Purpose of contract	Orthodontic	18/19 Contracted orthodontic activity (UOA)	534
Contract start date	01/04/2006	Carry forward orthodontic activity (UOA)	0
Contract end date		Baseline contract value	£35,853.23

ACCESS	Contract	England and Wales
24 month ratio of assessments to patient IDs	1.44	1.09

ACTIVITY	Contract
Contract assess and fit appliances (case starts) as a percentage of Area Team case starts	0.5 %

Cumulative percentage of contracted UOA delivered 2018 & 2019



Month	Adjusted Scheduled Activity (UOA)		
	2017	2018	2019
April	9	0	0
May	75	2	4
June	99	24	4
July	125	90	
August	125	133	
September	295	133	
October	360	261	
November	406	265	
December	408	286	
January	417	396	
February	417	400	
March	507	487	
April	507	534	
May	510	534	
June	512	535	

#### QUANTITY METRICS (rolling 12 month period)

	Contract Quantity	Contract Base Number	Contract *	Area Team	Region	England
% of all assessments that were assess and fit appliances (case starts)	23	55	41.8%	58.0%	62.0%	60.4%
% of all assessments that were assess and refuse	2	55	3.6%	9.0%	10.5%	11.4%
% of all assessments that were assess and review	30	55	54.5%	33.0%	27.5%	28.3%
% of case starts with a reported IOTN of 3 and Aesthetic Component of 5 or below	0	23	N/A	0.0%	0.2%	0.1%
% of case starts with a reported IOTN of 3 and Aesthetic Component of 6 or above	1	23	4.3%	5.6%	3.4%	4.0%
% of case starts with a reported IOTN of 4	18	23	78.3%	75.6%	77.8%	77.8%
% of case starts with a reported IOTN of 5	4	23	17.4%	14.5%	17.2%	16.7 %
% of concluded courses in receipt of dual-arch fixed appliances	10	22	45.5%	66.3%	73.7%	74.3%
% of concluded courses where treatment was abandoned or discontinued	2	22	9.1%	6.3%	5.5%	6.9%
% of patients satisfied with the treatment they have received	2	2	100.0%	94.2%	96.1%	95.7%

\* Figures in italics indicate that the base number is less than 100.



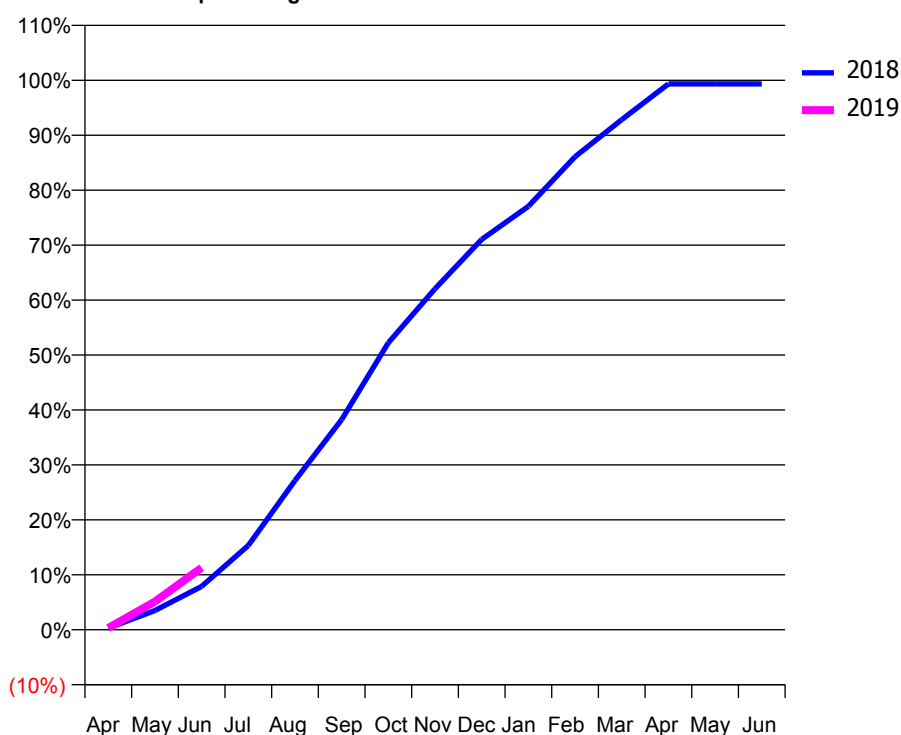
### Q64 - Vital Signs Orthodontic At a Glance Contract Report for 888990/0001 - June 2018

Name or company name	MRS JE WHITEHEAD	18/19 Contracted general activity (UDA)	0
Contract type name	PDS Contract	Carry forward general activity (UDA)	0
Purpose of contract	Orthodontic	18/19 Contracted orthodontic activity (UOA)	6,183
Contract start date	01/04/2006	Carry forward orthodontic activity (UOA)	0
Contract end date	31/03/2019	Baseline contract value	£396,091.92

ACCESS	Contract	England and Wales
24 month ratio of assessments to patient IDs	1.07	1.09

ACTIVITY	Contract
Contract assess and fit appliances (case starts) as a percentage of Area Team case starts	6.7 %

Cumulative percentage of contracted UOA delivered 2018 & 2019



Month	Adjusted Scheduled Activity (UOA)		
	2017	2018	2019
April	-203	19	21
May	-86	217	317
June	55	488	699
July	292	949	
August	1,030	1,679	
September	1,612	2,365	
October	2,158	3,230	
November	2,483	3,838	
December	3,087	4,393	
January	3,601	4,765	
February	4,022	5,323	
March	4,992	5,740	
April	5,796	6,142	
May	6,135	6,142	
June	6,156	6,142	

#### QUANTITY METRICS (rolling 12 month period)

	Contract Quantity	Contract Base Number	Contract *	Area Team	Region	England
% of all assessments that were assess and fit appliances (case starts)	296	465	63.7%	58.0%	62.0%	60.4%
% of all assessments that were assess and refuse	36	465	7.7%	9.0%	10.5%	11.4%
% of all assessments that were assess and review	133	465	28.6%	33.0%	27.5%	28.3%
% of case starts with a reported IOTN of 3 and Aesthetic Component of 5 or below	0	296	N/A	0.0%	0.2%	0.1%
% of case starts with a reported IOTN of 3 and Aesthetic Component of 6 or above	0	296	N/A	5.6%	3.4%	4.0%
% of case starts with a reported IOTN of 4	248	296	83.8%	75.6%	77.8%	77.8%
% of case starts with a reported IOTN of 5	0	296	N/A	14.5%	17.2%	16.7 %
% of concluded courses in receipt of dual-arch fixed appliances	93	107	86.9%	66.3%	73.7%	74.3%
% of concluded courses where treatment was abandoned or discontinued	2	107	1.9%	6.3%	5.5%	6.9%
% of patients satisfied with the treatment they have received	14	14	100.0%	94.2%	96.1%	95.7%

\* Figures in italics indicate that the base number is less than 100.

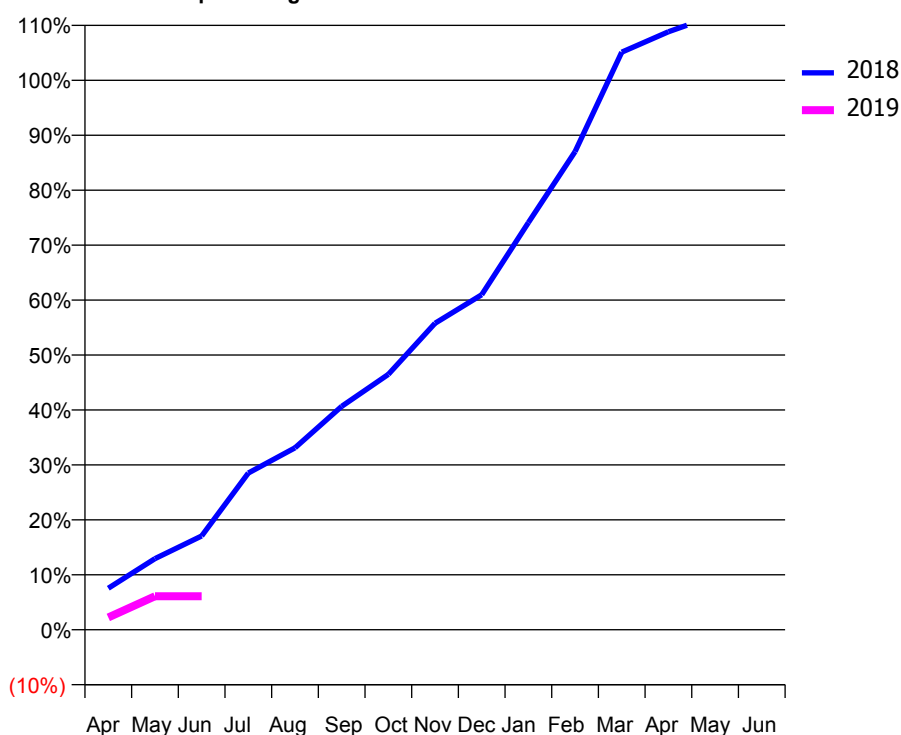
### Q64 - Vital Signs Orthodontic At a Glance Contract Report for 908320/0002 - June 2018

Name or company name	MRS CG GOLDEN	18/19 Contracted general activity (UDA)	0
Contract type name	PDS Contract	Carry forward general activity (UDA)	0
Purpose of contract	Orthodontic	18/19 Contracted orthodontic activity (UOA)	2,818
Contract start date	01/07/2009	Carry forward orthodontic activity (UOA)	0
Contract end date	31/03/2019	Baseline contract value	£180,555.30

ACCESS	Contract	England and Wales
24 month ratio of assessments to patient IDs	1.08	1.09

ACTIVITY	Contract
Contract assess and fit appliances (case starts) as a percentage of Area Team case starts	3.0 %

Cumulative percentage of contracted UOA delivered 2018 & 2019



Month	Adjusted Scheduled Activity (UOA)		
	2017	2018	2019
April	-6	213	63
May	125	365	172
June	189	481	172
July	452	804	
August	646	933	
September	760	1,146	
October	1,076	1,310	
November	1,349	1,572	
December	1,507	1,718	
January	1,540	2,088	
February	1,864	2,452	
March	2,380	2,962	
April	2,615	3,067	
May	2,640	3,151	
June	2,641	3,151	

#### QUANTITY METRICS (rolling 12 month period)

	Contract Quantity	Contract Base Number	Contract *	Area Team	Region	England
% of all assessments that were assess and fit appliances (case starts)	134	218	61.5%	58.0%	62.0%	60.4%
% of all assessments that were assess and refuse	37	218	17.0%	9.0%	10.5%	11.4%
% of all assessments that were assess and review	47	218	21.6%	33.0%	27.5%	28.3%
% of case starts with a reported IOTN of 3 and Aesthetic Component of 5 or below	0	134	N/A	0.0%	0.2%	0.1%
% of case starts with a reported IOTN of 3 and Aesthetic Component of 6 or above	1	134	0.7%	5.6%	3.4%	4.0%
% of case starts with a reported IOTN of 4	116	134	86.6%	75.6%	77.8%	77.8%
% of case starts with a reported IOTN of 5	17	134	12.7%	14.5%	17.2%	16.7%
% of concluded courses in receipt of dual-arch fixed appliances	93	103	90.3%	66.3%	73.7%	74.3%
% of concluded courses where treatment was abandoned or discontinued	5	103	4.9%	6.3%	5.5%	6.9%
% of patients satisfied with the treatment they have received	5	5	100.0%	94.2%	96.1%	95.7%

\* Figures in italics indicate that the base number is less than 100.

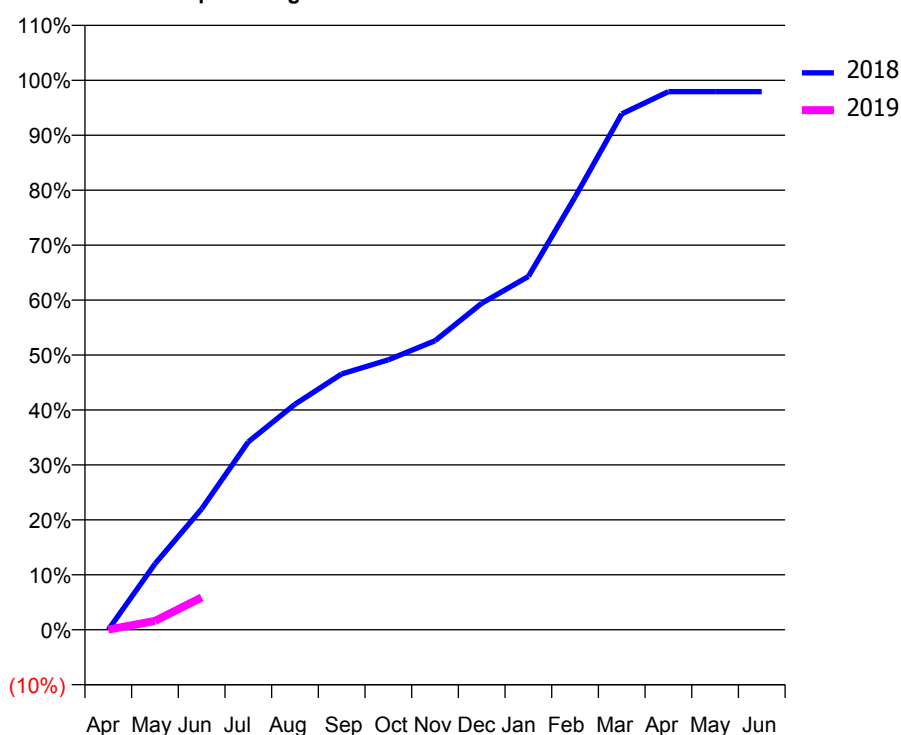
### Q64 - Vital Signs Orthodontic At a Glance Contract Report for 982911/0001 - June 2018

Name or company name	MR A REHMAN	18/19 Contracted general activity (UDA)	0
Contract type name	PDS Contract	Carry forward general activity (UDA)	0
Purpose of contract	Orthodontic	18/19 Contracted orthodontic activity (UOA)	6,023
Contract start date	01/04/2006	Carry forward orthodontic activity (UOA)	0
Contract end date	31/03/2019	Baseline contract value	£410,319.01

ACCESS	Contract	England and Wales
24 month ratio of assessments to patient IDs	1.22	1.09

ACTIVITY	Contract
Contract assess and fit appliances (case starts) as a percentage of Area Team case starts	5.6 %

Cumulative percentage of contracted UOA delivered 2018 & 2019



Month	Adjusted Scheduled Activity (UOA)		
	2017	2018	2019
April	4	0	2
May	239	795	97
June	1,012	1,457	354
July	1,590	2,266	
August	2,253	2,720	
September	2,711	3,085	
October	3,287	3,255	
November	3,696	3,485	
December	3,988	3,936	
January	4,559	4,260	
February	5,006	5,217	
March	5,862	6,219	
April	6,057	6,488	
May	6,058	6,488	
June	6,058	6,488	

#### QUANTITY METRICS (rolling 12 month period)

	Contract Quantity	Contract Base Number	Contract *	Area Team	Region	England
% of all assessments that were assess and fit appliances (case starts)	247	482	51.2%	58.0%	62.0%	60.4%
% of all assessments that were assess and refuse	74	482	15.4%	9.0%	10.5%	11.4%
% of all assessments that were assess and review	161	482	33.4%	33.0%	27.5%	28.3%
% of case starts with a reported IOTN of 3 and Aesthetic Component of 5 or below	0	247	N/A	0.0%	0.2%	0.1%
% of case starts with a reported IOTN of 3 and Aesthetic Component of 6 or above	13	247	5.3%	5.6%	3.4%	4.0%
% of case starts with a reported IOTN of 4	183	247	74.1%	75.6%	77.8%	77.8%
% of case starts with a reported IOTN of 5	50	247	20.2%	14.5%	17.2%	16.7 %
% of concluded courses in receipt of dual-arch fixed appliances	0	253	N/A	66.3%	73.7%	74.3%
% of concluded courses where treatment was abandoned or discontinued	6	253	2.4%	6.3%	5.5%	6.9%
% of patients satisfied with the treatment they have received	7	7	100.0%	94.2%	96.1%	95.7%

\* Figures in italics indicate that the base number is less than 100.

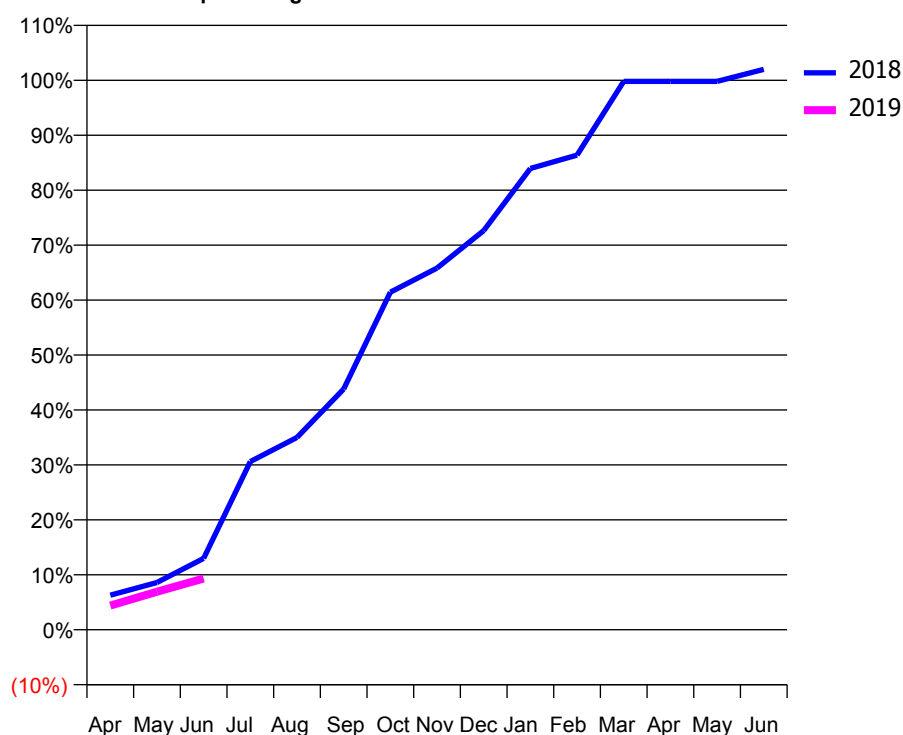
### Q65 - Vital Signs Orthodontic At a Glance Contract Report for 101362/0045 - June 2018

Name or company name	Rodericks Dental Limited	18/19 Contracted general activity (UDA)	33,727
Contract type name	GDS Contract	Carry forward general activity (UDA)	0
Purpose of contract	General and Orthodontic	18/19 Contracted orthodontic activity (UOA)	954
Contract start date	01/02/2012	Carry forward orthodontic activity (UOA)	0
Contract end date		Baseline contract value	£767,406.54

ACCESS	Contract	England and Wales
24 month ratio of assessments to patient IDs	1.00	1.09

ACTIVITY	Contract
Contract assess and fit appliances (case starts) as a percentage of Area Team case starts	0.8 %

Cumulative percentage of contracted UOA delivered 2018 & 2019



Month	Adjusted Scheduled Activity (UOA)		
	2017	2018	2019
April	87	60	42
May	407	82	66
June	558	124	89
July	648	292	
August	775	334	
September	819	418	
October	820	586	
November	862	628	
December	862	693	
January	862	801	
February	883	824	
March	947	952	
April	950	952	
May	951	952	
June	951	973	

#### QUANTITY METRICS (rolling 12 month period)

	Contract Quantity	Contract Base Number	Contract *	Area Team	Region	England
% of all assessments that were assess and fit appliances (case starts)	44	58	75.9%	58.9%	62.0%	60.4%
% of all assessments that were assess and refuse	6	58	10.3%	12.5%	10.5%	11.4%
% of all assessments that were assess and review	8	58	13.8%	28.6%	27.5%	28.3%
% of case starts with a reported IOTN of 3 and Aesthetic Component of 5 or below	0	44	N/A	0.1%	0.2%	0.1%
% of case starts with a reported IOTN of 3 and Aesthetic Component of 6 or above	3	44	6.8%	4.9%	3.4%	4.0%
% of case starts with a reported IOTN of 4	41	44	93.2%	79.0%	77.8%	77.8%
% of case starts with a reported IOTN of 5	0	44	N/A	15.3%	17.2%	16.7 %
% of concluded courses in receipt of dual-arch fixed appliances	5	40	12.5%	86.6%	73.7%	74.3%
% of concluded courses where treatment was abandoned or discontinued	5	40	12.5%	4.1%	5.5%	6.9%
% of patients satisfied with the treatment they have received	2	2	100.0%	97.1%	96.1%	95.7%

\* Figures in italics indicate that the base number is less than 100.

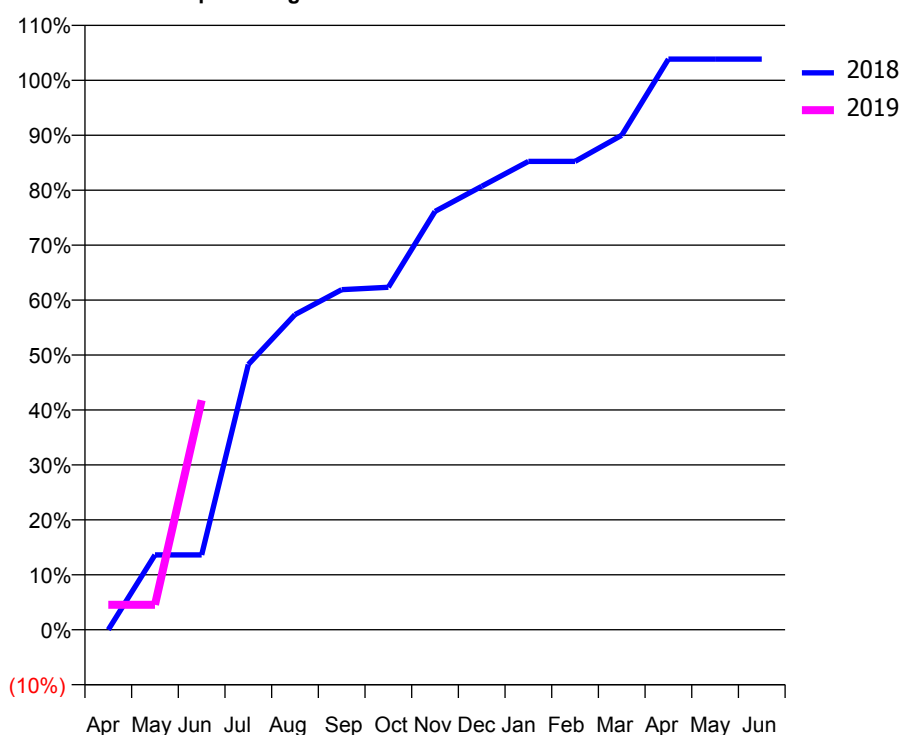
### Q65 - Vital Signs Orthodontic At a Glance Contract Report for 106089/0001 - June 2018

Name or company name	Church Street Dental Practice Ltd	18/19 Contracted general activity (UDA)	3,250
Contract type name	GDS Contract	Carry forward general activity (UDA)	0
Purpose of contract	General and Orthodontic	18/19 Contracted orthodontic activity (UOA)	462
Contract start date	01/04/2010	Carry forward orthodontic activity (UOA)	0
Contract end date		Baseline contract value	£101,364.32

ACCESS	Contract	England and Wales
24 month ratio of assessments to patient IDs	1.10	1.09

ACTIVITY	Contract
Contract assess and fit appliances (case starts) as a percentage of Area Team case starts	0.5 %

Cumulative percentage of contracted UOA delivered 2018 & 2019



Month	Adjusted Scheduled Activity (UOA)		
	2017	2018	2019
April	96	0	21
May	222	63	21
June	222	63	193
July	311	223	
August	334	265	
September	397	286	
October	418	288	
November	460	352	
December	461	373	
January	461	394	
February	461	394	
March	462	416	
April	462	480	
May	462	480	
June	462	480	

#### QUANTITY METRICS (rolling 12 month period)

	Contract Quantity	Contract Base Number	Contract *	Area Team	Region	England
% of all assessments that were assess and fit appliances (case starts)	29	47	61.7%	58.9%	62.0%	60.4%
% of all assessments that were assess and refuse	0	47	0.0%	12.5%	10.5%	11.4%
% of all assessments that were assess and review	18	47	38.3%	28.6%	27.5%	28.3%
% of case starts with a reported IOTN of 3 and Aesthetic Component of 5 or below	0	29	N/A	0.1%	0.2%	0.1%
% of case starts with a reported IOTN of 3 and Aesthetic Component of 6 or above	0	29	N/A	4.9%	3.4%	4.0%
% of case starts with a reported IOTN of 4	29	29	100.0%	79.0%	77.8%	77.8%
% of case starts with a reported IOTN of 5	0	29	N/A	15.3%	17.2%	16.7%
% of concluded courses in receipt of dual-arch fixed appliances	1	1	100.0%	86.6%	73.7%	74.3%
% of concluded courses where treatment was abandoned or discontinued	0	1	0.0%	4.1%	5.5%	6.9%
% of patients satisfied with the treatment they have received	1	1	100.0%	97.1%	96.1%	95.7%

\* Figures in italics indicate that the base number is less than 100.

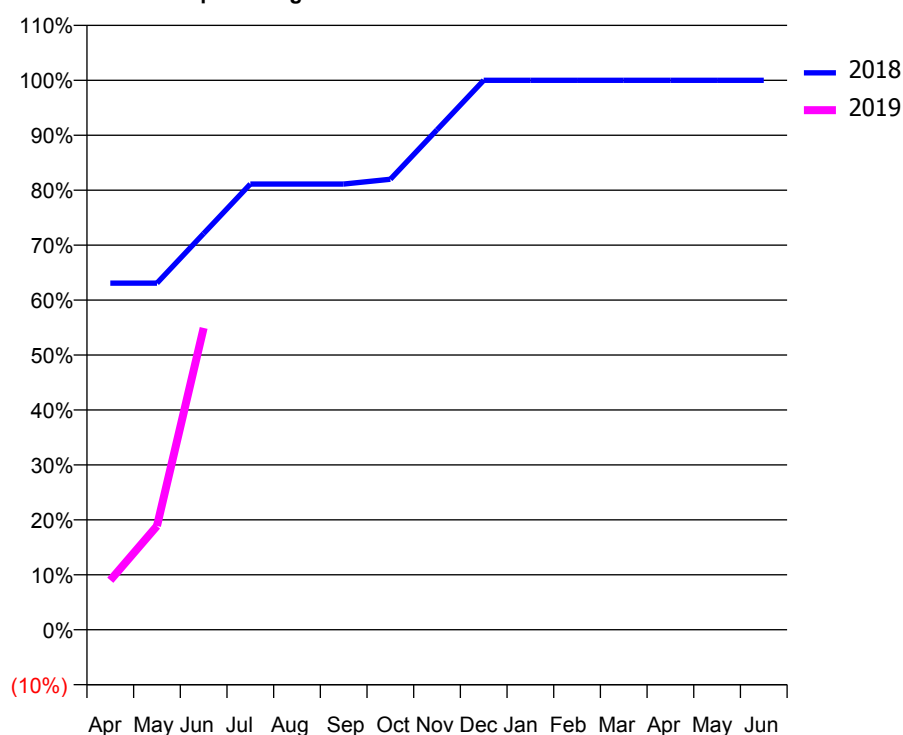
### Q65 - Vital Signs Orthodontic At a Glance Contract Report for 111333/0001 - June 2018

Name or company name	Connor Hichens	18/19 Contracted general activity (UDA)	2,700
Contract type name	GDS Contract	Carry forward general activity (UDA)	0
Purpose of contract	General and Orthodontic	18/19 Contracted orthodontic activity (UOA)	233
Contract start date	01/12/2012	Carry forward orthodontic activity (UOA)	0
Contract end date		Baseline contract value	£73,982.15

ACCESS	Contract	England and Wales
24 month ratio of assessments to patient IDs	1.00	1.09

ACTIVITY	Contract
Contract assess and fit appliances (case starts) as a percentage of Area Team case starts	0.2 %

Cumulative percentage of contracted UOA delivered 2018 & 2019



Month	Adjusted Scheduled Activity (UOA)		
	2017	2018	2019
April	0	147	21
May	71	147	44
June	72	168	128
July	136	189	
August	136	189	
September	136	189	
October	136	191	
November	136	212	
December	178	233	
January	241	233	
February	241	233	
March	241	233	
April	241	233	
May	241	233	
June	241	233	

#### QUANTITY METRICS (rolling 12 month period)

	Contract Quantity	Contract Base Number	Contract *	Area Team	Region	England
% of all assessments that were assess and fit appliances (case starts)	9	13	69.2%	58.9%	62.0%	60.4%
% of all assessments that were assess and refuse	0	13	0.0%	12.5%	10.5%	11.4%
% of all assessments that were assess and review	4	13	30.8%	28.6%	27.5%	28.3%
% of case starts with a reported IOTN of 3 and Aesthetic Component of 5 or below	0	9	N/A	0.1%	0.2%	0.1%
% of case starts with a reported IOTN of 3 and Aesthetic Component of 6 or above	1	9	11.1%	4.9%	3.4%	4.0%
% of case starts with a reported IOTN of 4	7	9	77.8%	79.0%	77.8%	77.8%
% of case starts with a reported IOTN of 5	1	9	11.1%	15.3%	17.2%	16.7%
% of concluded courses in receipt of dual-arch fixed appliances	3	6	50.0%	86.6%	73.7%	74.3%
% of concluded courses where treatment was abandoned or discontinued	1	6	16.7%	4.1%	5.5%	6.9%
% of patients satisfied with the treatment they have received	1	1	100.0%	97.1%	96.1%	95.7%

\* Figures in italics indicate that the base number is less than 100.

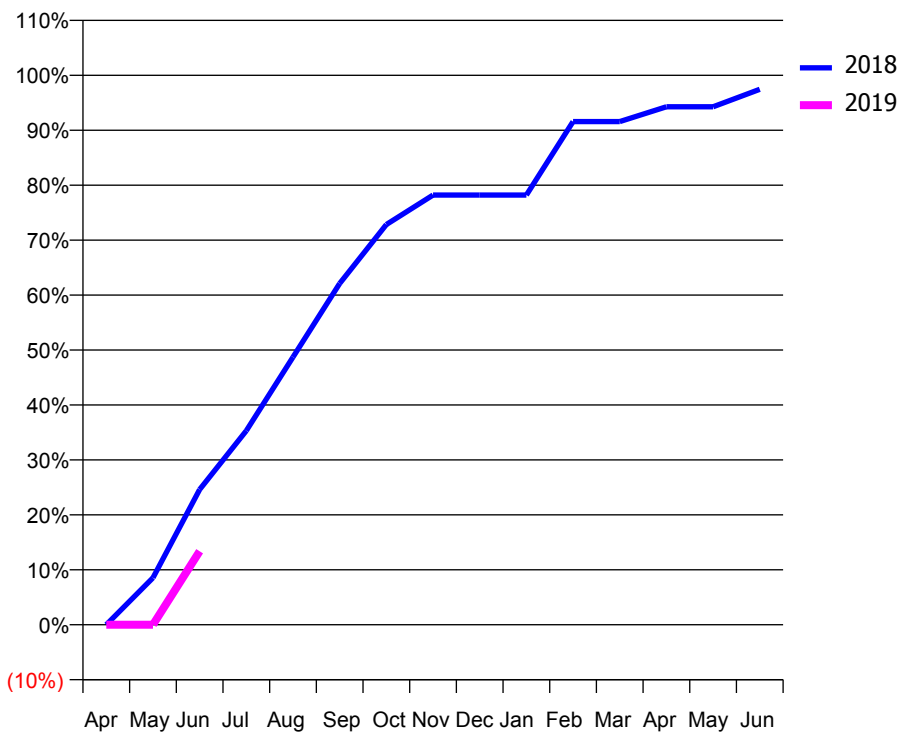
### Q65 - Vital Signs Orthodontic At a Glance Contract Report for 122165/0001 - June 2018

Name or company name	Passage House Dental Care	18/19 Contracted general activity (UDA)	28,767
Contract type name	GDS Contract	Carry forward general activity (UDA)	0
Purpose of contract	General and Orthodontic	18/19 Contracted orthodontic activity (UOA)	784
Contract start date	01/10/2008	Carry forward orthodontic activity (UOA)	0
Contract end date		Baseline contract value	£768,559.00

ACCESS	Contract	England and Wales
24 month ratio of assessments to patient IDs	1.00	1.09

ACTIVITY	Contract
Contract assess and fit appliances (case starts) as a percentage of Area Team case starts	0.6 %

Cumulative percentage of contracted UOA delivered 2018 & 2019



Month	Adjusted Scheduled Activity (UOA)		
	2017	2018	2019
April	42	0	0
May	84	67	0
June	109	193	105
July	214	277	
August	361	382	
September	424	487	
October	466	571	
November	613	613	
December	718	613	
January	760	613	
February	760	718	
March	781	718	
April	802	739	
May	802	739	
June	802	764	

#### QUANTITY METRICS (rolling 12 month period)

	Contract Quantity	Contract Base Number	Contract *	Area Team	Region	England
% of all assessments that were assess and fit appliances (case starts)	33	33	100.0%	58.9%	62.0%	60.4%
% of all assessments that were assess and refuse	0	33	0.0%	12.5%	10.5%	11.4%
% of all assessments that were assess and review	0	33	0.0%	28.6%	27.5%	28.3%
% of case starts with a reported IOTN of 3 and Aesthetic Component of 5 or below	0	33	N/A	0.1%	0.2%	0.1%
% of case starts with a reported IOTN of 3 and Aesthetic Component of 6 or above	6	33	18.2%	4.9%	3.4%	4.0%
% of case starts with a reported IOTN of 4	21	33	63.6%	79.0%	77.8%	77.8%
% of case starts with a reported IOTN of 5	6	33	18.2%	15.3%	17.2%	16.7 %
% of concluded courses in receipt of dual-arch fixed appliances	29	36	80.6%	86.6%	73.7%	74.3%
% of concluded courses where treatment was abandoned or discontinued	4	36	11.1%	4.1%	5.5%	6.9%
% of patients satisfied with the treatment they have received	1	1	100.0%	97.1%	96.1%	95.7%

\* Figures in italics indicate that the base number is less than 100.

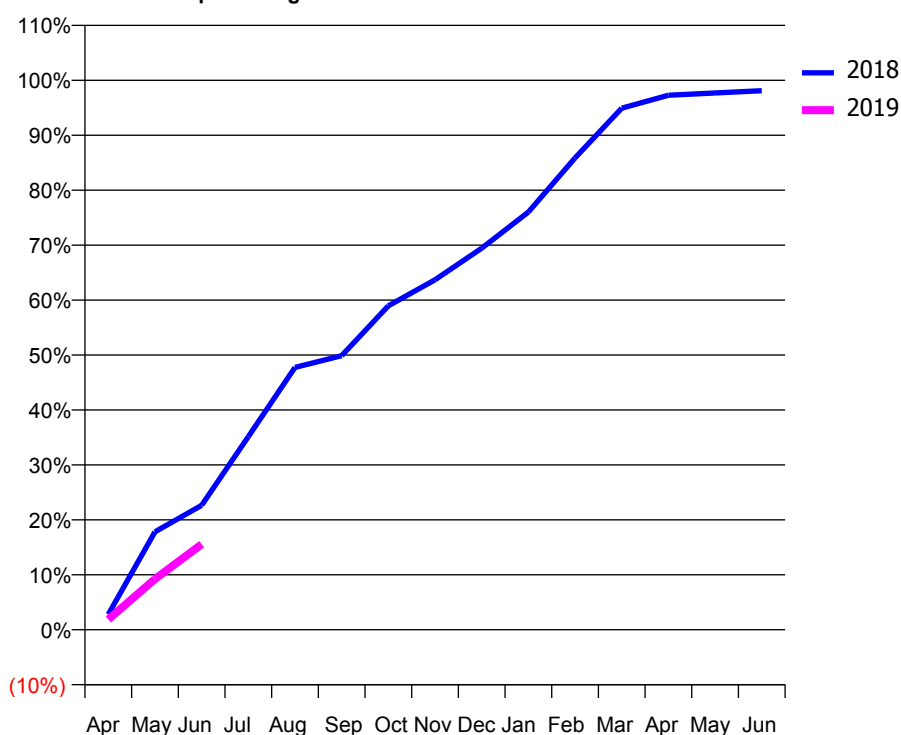
### Q65 - Vital Signs Orthodontic At a Glance Contract Report for 123412/0001 - June 2018

Name or company name	Clifton Orthodontics Centre	18/19 Contracted general activity (UDA)	0
Contract type name	PDS Contract	Carry forward general activity (UDA)	0
Purpose of contract	Orthodontic	18/19 Contracted orthodontic activity (UOA)	5,398
Contract start date	01/10/2011	Carry forward orthodontic activity (UOA)	0
Contract end date	31/03/2027	Baseline contract value	£369,577.85

ACCESS	Contract	England and Wales
24 month ratio of assessments to patient IDs	1.27	1.09

ACTIVITY	Contract
Contract assess and fit appliances (case starts) as a percentage of Area Team case starts	3.9 %

Cumulative percentage of contracted UOA delivered 2018 & 2019



Month	Adjusted Scheduled Activity (UOA)		
	2017	2018	2019
April	0	151	101
May	403	962	498
June	934	1,223	840
July	1,709	1,898	
August	2,236	2,577	
September	2,612	2,692	
October	3,284	3,182	
November	3,812	3,438	
December	4,494	3,749	
January	4,813	4,104	
February	5,218	4,635	
March	5,386	5,124	
April	5,389	5,251	
May	5,389	5,273	
June	5,389	5,295	

#### QUANTITY METRICS (rolling 12 month period)

	Contract Quantity	Contract Base Number	Contract *	Area Team	Region	England
% of all assessments that were assess and fit appliances (case starts)	226	596	37.9%	58.9%	62.0%	60.4%
% of all assessments that were assess and refuse	175	596	29.4%	12.5%	10.5%	11.4%
% of all assessments that were assess and review	195	596	32.7%	28.6%	27.5%	28.3%
% of case starts with a reported IOTN of 3 and Aesthetic Component of 5 or below	0	226	N/A	0.1%	0.2%	0.1%
% of case starts with a reported IOTN of 3 and Aesthetic Component of 6 or above	0	226	N/A	4.9%	3.4%	4.0%
% of case starts with a reported IOTN of 4	169	226	74.8%	79.0%	77.8%	77.8%
% of case starts with a reported IOTN of 5	57	226	25.2%	15.3%	17.2%	16.7 %
% of concluded courses in receipt of dual-arch fixed appliances	226	249	90.8%	86.6%	73.7%	74.3%
% of concluded courses where treatment was abandoned or discontinued	6	249	2.4%	4.1%	5.5%	6.9%
% of patients satisfied with the treatment they have received	6	6	100.0%	97.1%	96.1%	95.7%

\* Figures in italics indicate that the base number is less than 100.



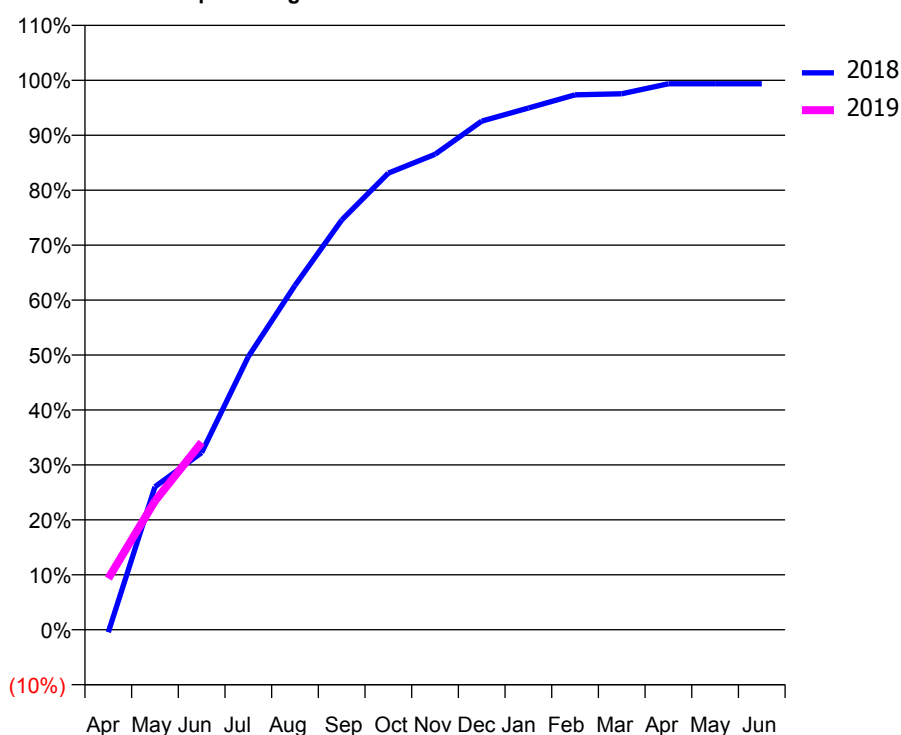
### Q65 - Vital Signs Orthodontic At a Glance Contract Report for 129496/0001 - June 2018

Name or company name	Smile Solutions Orthodontics	18/19 Contracted general activity (UDA)	900
Contract type name	PDS Contract	Carry forward general activity (UDA)	0
Purpose of contract	General and Orthodontic	18/19 Contracted orthodontic activity (UOA)	8,008
Contract start date	01/04/2006	Carry forward orthodontic activity (UOA)	0
Contract end date	31/03/2020	Baseline contract value	£567,095.09

ACCESS	Contract	England and Wales
24 month ratio of assessments to patient IDs	1.14	1.09

ACTIVITY	Contract
Contract assess and fit appliances (case starts) as a percentage of Area Team case starts	6.3 %

Cumulative percentage of contracted UOA delivered 2018 & 2019



Month	Adjusted Scheduled Activity (UOA)		
	2017	2018	2019
April	596	-37	747
May	815	2,084	1,877
June	2,119	2,581	2,731
July	3,275	3,981	
August	3,966	5,018	
September	4,754	5,970	
October	5,602	6,654	
November	5,738	6,928	
December	6,569	7,412	
January	6,794	7,604	
February	7,311	7,796	
March	7,556	7,812	
April	7,990	7,956	
May	7,971	7,956	
June	7,971	7,956	

#### QUANTITY METRICS (rolling 12 month period)

	Contract Quantity	Contract Base Number	Contract *	Area Team	Region	England
% of all assessments that were assess and fit appliances (case starts)	365	918	39.8%	58.9%	62.0%	60.4%
% of all assessments that were assess and refuse	31	918	3.4%	12.5%	10.5%	11.4%
% of all assessments that were assess and review	522	918	56.9%	28.6%	27.5%	28.3%
% of case starts with a reported IOTN of 3 and Aesthetic Component of 5 or below	3	365	0.8%	0.1%	0.2%	0.1%
% of case starts with a reported IOTN of 3 and Aesthetic Component of 6 or above	16	365	4.4%	4.9%	3.4%	4.0%
% of case starts with a reported IOTN of 4	271	365	74.2%	79.0%	77.8%	77.8%
% of case starts with a reported IOTN of 5	70	365	19.2%	15.3%	17.2%	16.7 %
% of concluded courses in receipt of dual-arch fixed appliances	336	380	88.4%	86.6%	73.7%	74.3%
% of concluded courses where treatment was abandoned or discontinued	18	380	4.7%	4.1%	5.5%	6.9%
% of patients satisfied with the treatment they have received	15	15	100.0%	97.1%	96.1%	95.7%

\* Figures in italics indicate that the base number is less than 100.

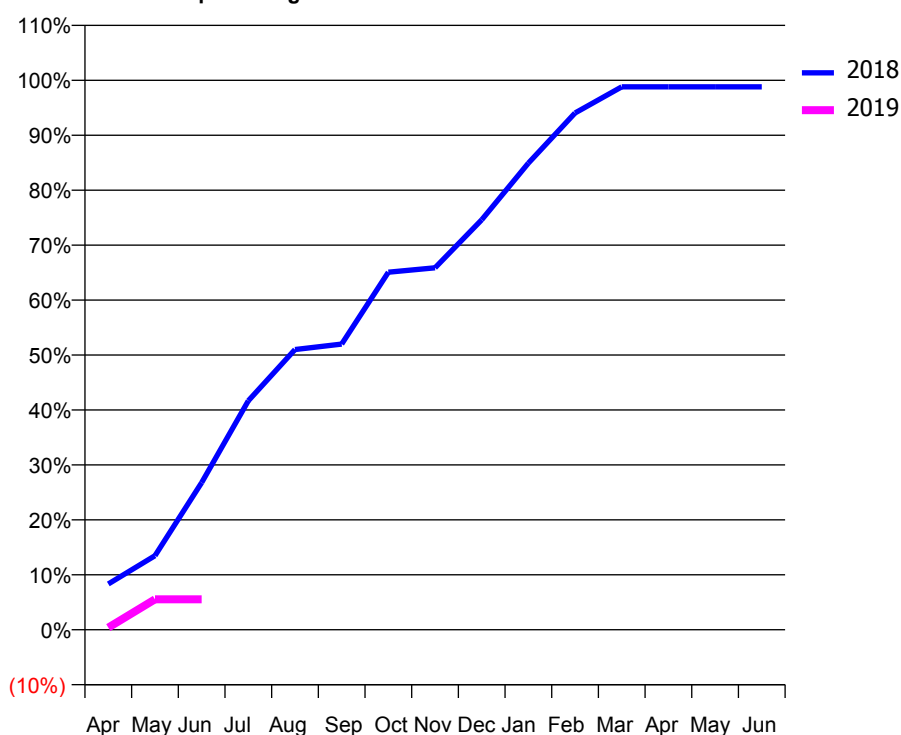
### Q65 - Vital Signs Orthodontic At a Glance Contract Report for 129690/0001 - June 2018

Name or company name	Dulverton Dental Practice Ltd	18/19 Contracted general activity (UDA)	16,500
Contract type name	GDS Contract	Carry forward general activity (UDA)	0
Purpose of contract	General and Orthodontic	18/19 Contracted orthodontic activity (UOA)	504
Contract start date	02/04/2007	Carry forward orthodontic activity (UOA)	0
Contract end date		Baseline contract value	£494,357.27

ACCESS	Contract	England and Wales
24 month ratio of assessments to patient IDs	1.36	1.09

ACTIVITY	Contract
Contract assess and fit appliances (case starts) as a percentage of Area Team case starts	0.3 %

Cumulative percentage of contracted UOA delivered 2018 & 2019



Month	Adjusted Scheduled Activity (UOA)		
	2017	2018	2019
April	21	42	2
May	54	68	28
June	78	135	28
July	126	210	
August	255	257	
September	297	262	
October	297	328	
November	297	332	
December	297	376	
January	298	428	
February	450	474	
March	501	498	
April	501	498	
May	501	498	
June	501	498	

#### QUANTITY METRICS (rolling 12 month period)

	Contract Quantity	Contract Base Number	Contract *	Area Team	Region	England
% of all assessments that were assess and fit appliances (case starts)	17	68	25.0%	58.9%	62.0%	60.4%
% of all assessments that were assess and refuse	11	68	16.2%	12.5%	10.5%	11.4%
% of all assessments that were assess and review	40	68	58.8%	28.6%	27.5%	28.3%
% of case starts with a reported IOTN of 3 and Aesthetic Component of 5 or below	0	17	N/A	0.1%	0.2%	0.1%
% of case starts with a reported IOTN of 3 and Aesthetic Component of 6 or above	0	17	N/A	4.9%	3.4%	4.0%
% of case starts with a reported IOTN of 4	17	17	100.0%	79.0%	77.8%	77.8%
% of case starts with a reported IOTN of 5	0	17	N/A	15.3%	17.2%	16.7 %
% of concluded courses in receipt of dual-arch fixed appliances	0	18	N/A	86.6%	73.7%	74.3%
% of concluded courses where treatment was abandoned or discontinued	5	18	27.8%	4.1%	5.5%	6.9%
% of patients satisfied with the treatment they have received	1	1	100.0%	97.1%	96.1%	95.7%

\* Figures in italics indicate that the base number is less than 100.

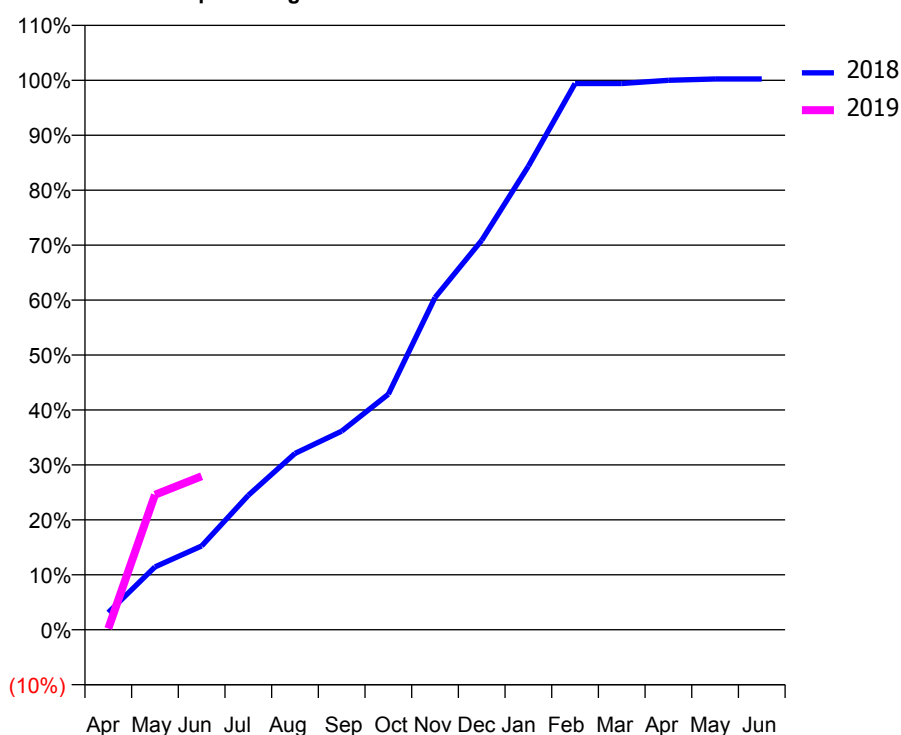
### Q65 - Vital Signs Orthodontic At a Glance Contract Report for 157465/0001 - June 2018

Name or company name	Wells Orthodontics Limited	18/19 Contracted general activity (UDA)	0
Contract type name	PDS Contract	Carry forward general activity (UDA)	0
Purpose of contract	Orthodontic	18/19 Contracted orthodontic activity (UOA)	9,356
Contract start date	01/09/2015	Carry forward orthodontic activity (UOA)	0
Contract end date	31/03/2019	Baseline contract value	£620,966.89

ACCESS	Contract	England and Wales
24 month ratio of assessments to patient IDs	1.00	1.09

ACTIVITY	Contract
Contract assess and fit appliances (case starts) as a percentage of Area Team case starts	8.8 %

Cumulative percentage of contracted UOA delivered 2018 & 2019



Month	Adjusted Scheduled Activity (UOA)		
	2017	2018	2019
April	294	294	21
May	2,187	1,071	2,299
June	2,397	1,428	2,614
July	3,106	2,289	
August	3,513	3,003	
September	4,302	3,381	
October	5,192	4,011	
November	6,044	5,657	
December	6,829	6,631	
January	7,524	7,893	
February	8,574	9,300	
March	9,208	9,300	
April	9,355	9,356	
May	9,356	9,377	
June	9,356	9,377	

#### QUANTITY METRICS (rolling 12 month period)

	Contract Quantity	Contract Base Number	Contract *	Area Team	Region	England
% of all assessments that were assess and fit appliances (case starts)	508	522	97.3%	58.9%	62.0%	60.4%
% of all assessments that were assess and refuse	8	522	1.5%	12.5%	10.5%	11.4%
% of all assessments that were assess and review	6	522	1.1%	28.6%	27.5%	28.3%
% of case starts with a reported IOTN of 3 and Aesthetic Component of 5 or below	0	508	N/A	0.1%	0.2%	0.1%
% of case starts with a reported IOTN of 3 and Aesthetic Component of 6 or above	0	508	N/A	4.9%	3.4%	4.0%
% of case starts with a reported IOTN of 4	403	508	79.3%	79.0%	77.8%	77.8%
% of case starts with a reported IOTN of 5	103	508	20.3%	15.3%	17.2%	16.7 %
% of concluded courses in receipt of dual-arch fixed appliances	353	376	93.9%	86.6%	73.7%	74.3%
% of concluded courses where treatment was abandoned or discontinued	6	376	1.6%	4.1%	5.5%	6.9%
% of patients satisfied with the treatment they have received	12	13	92.3%	97.1%	96.1%	95.7%

\* Figures in italics indicate that the base number is less than 100.

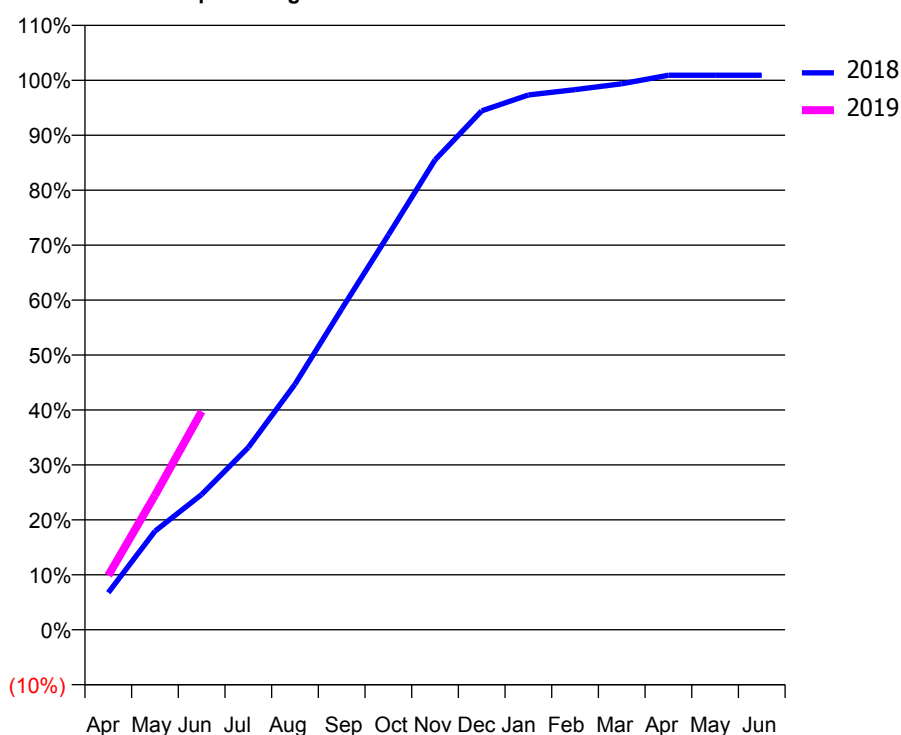
### Q65 - Vital Signs Orthodontic At a Glance Contract Report for 161136/0001 - June 2018

Name or company name	Straight & Bright Dental LTD	18/19 Contracted general activity (UDA)	388
Contract type name	PDS Contract	Carry forward general activity (UDA)	0
Purpose of contract	General and Orthodontic	18/19 Contracted orthodontic activity (UOA)	6,957
Contract start date	01/04/2011	Carry forward orthodontic activity (UOA)	0
Contract end date	31/03/2021	Baseline contract value	£508,763.47

ACCESS	Contract	England and Wales
24 month ratio of assessments to patient IDs	1.15	1.09

ACTIVITY	Contract
Contract assess and fit appliances (case starts) as a percentage of Area Team case starts	6.4 %

Cumulative percentage of contracted UOA delivered 2018 & 2019



Month	Adjusted Scheduled Activity (UOA)		
	2017	2018	2019
April	255	471	688
May	940	1,249	1,703
June	1,564	1,712	2,765
July	2,338	2,309	
August	2,922	3,109	
September	3,794	4,061	
October	4,570	4,998	
November	4,853	5,948	
December	5,224	6,570	
January	5,652	6,770	
February	6,307	6,839	
March	6,671	6,912	
April	6,962	7,020	
May	6,983	7,020	
June	6,984	7,020	

#### QUANTITY METRICS (rolling 12 month period)

	Contract Quantity	Contract Base Number	Contract *	Area Team	Region	England
% of all assessments that were assess and fit appliances (case starts)	366	958	38.2%	58.9%	62.0%	60.4%
% of all assessments that were assess and refuse	92	958	9.6%	12.5%	10.5%	11.4%
% of all assessments that were assess and review	500	958	52.2%	28.6%	27.5%	28.3%
% of case starts with a reported IOTN of 3 and Aesthetic Component of 5 or below	0	366	N/A	0.1%	0.2%	0.1%
% of case starts with a reported IOTN of 3 and Aesthetic Component of 6 or above	9	366	2.5%	4.9%	3.4%	4.0%
% of case starts with a reported IOTN of 4	281	366	76.8%	79.0%	77.8%	77.8%
% of case starts with a reported IOTN of 5	74	366	20.2%	15.3%	17.2%	16.7 %
% of concluded courses in receipt of dual-arch fixed appliances	207	347	59.7%	86.6%	73.7%	74.3%
% of concluded courses where treatment was abandoned or discontinued	28	347	8.1%	4.1%	5.5%	6.9%
% of patients satisfied with the treatment they have received	15	16	93.8%	97.1%	96.1%	95.7%

\* Figures in italics indicate that the base number is less than 100.

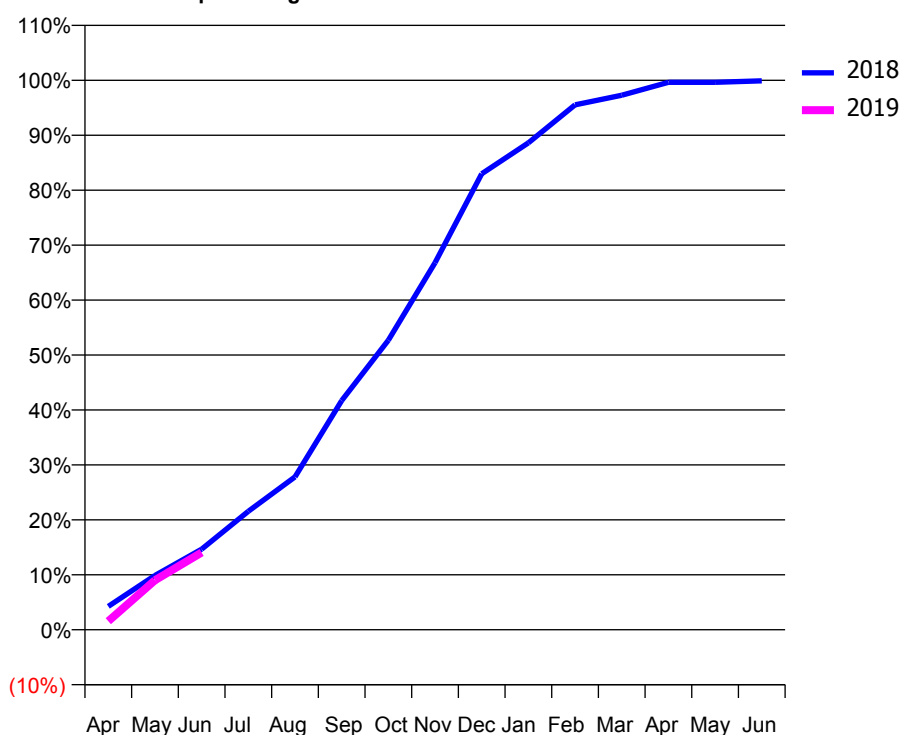
### Q65 - Vital Signs Orthodontic At a Glance Contract Report for 176710/0001 - June 2018

Name or company name	Q Dental Care Limited	18/19 Contracted general activity (UDA)	630
Contract type name	PDS Contract	Carry forward general activity (UDA)	0
Purpose of contract	General and Orthodontic	18/19 Contracted orthodontic activity (UOA)	15,713
Contract start date	01/04/2008	Carry forward orthodontic activity (UOA)	0
Contract end date	31/03/2020	Baseline contract value	£1,081,022.62

ACCESS	Contract	England and Wales
24 month ratio of assessments to patient IDs	1.03	1.09

ACTIVITY	Contract
Contract assess and fit appliances (case starts) as a percentage of Area Team case starts	12.7 %

Cumulative percentage of contracted UOA delivered 2018 & 2019



Month	Adjusted Scheduled Activity (UOA)		
	2017	2018	2019
April	749	670	247
May	2,570	1,553	1,418
June	4,565	2,304	2,211
July	6,410	3,387	
August	7,781	4,371	
September	9,035	6,554	
October	10,391	8,279	
November	11,928	10,495	
December	13,179	13,039	
January	14,264	13,924	
February	15,315	15,009	
March	15,625	15,284	
April	15,654	15,656	
May	15,654	15,656	
June	15,654	15,698	

#### QUANTITY METRICS (rolling 12 month period)

	Contract Quantity	Contract Base Number	Contract *	Area Team	Region	England
% of all assessments that were assess and fit appliances (case starts)	732	1,207	60.6%	58.9%	62.0%	60.4%
% of all assessments that were assess and refuse	173	1,207	14.3%	12.5%	10.5%	11.4%
% of all assessments that were assess and review	302	1,207	25.0%	28.6%	27.5%	28.3%
% of case starts with a reported IOTN of 3 and Aesthetic Component of 5 or below	0	732	N/A	0.1%	0.2%	0.1%
% of case starts with a reported IOTN of 3 and Aesthetic Component of 6 or above	57	732	7.8%	4.9%	3.4%	4.0%
% of case starts with a reported IOTN of 4	566	732	77.3%	79.0%	77.8%	77.8%
% of case starts with a reported IOTN of 5	102	732	13.9%	15.3%	17.2%	16.7 %
% of concluded courses in receipt of dual-arch fixed appliances	616	666	92.5%	86.6%	73.7%	74.3%
% of concluded courses where treatment was abandoned or discontinued	32	666	4.8%	4.1%	5.5%	6.9%
% of patients satisfied with the treatment they have received	6	6	100.0%	97.1%	96.1%	95.7%

\* Figures in italics indicate that the base number is less than 100.

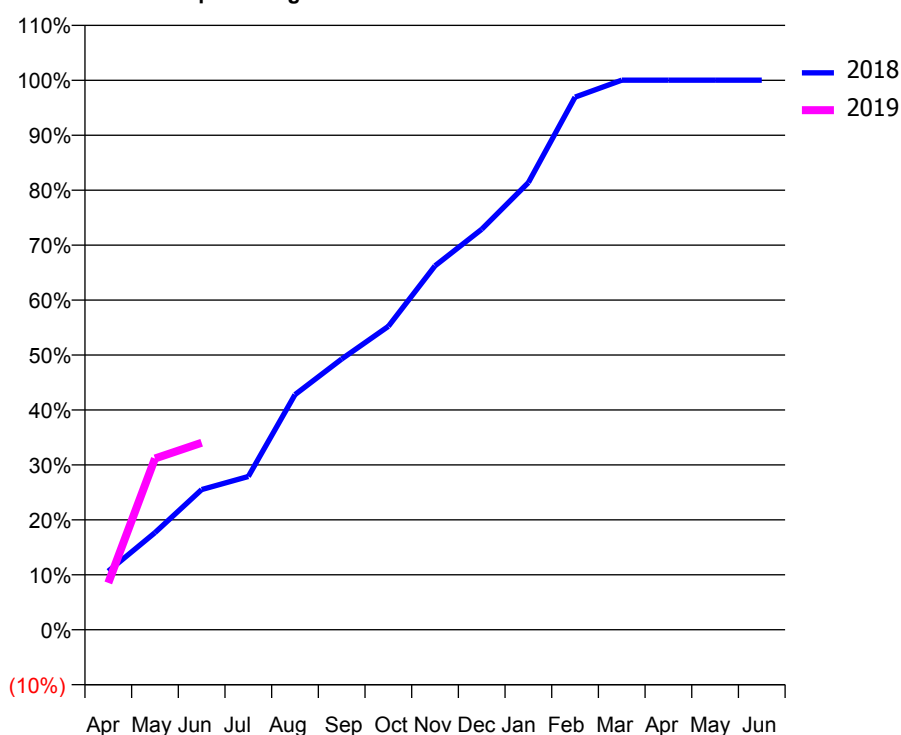
### Q65 - Vital Signs Orthodontic At a Glance Contract Report for 176710/0003 - June 2018

Name or company name	Q Dental Care Limited	18/19 Contracted general activity (UDA)	0
Contract type name	PDS Contract	Carry forward general activity (UDA)	0
Purpose of contract	Orthodontic	18/19 Contracted orthodontic activity (UOA)	21,588
Contract start date	01/04/2008	Carry forward orthodontic activity (UOA)	0
Contract end date	31/03/2020	Baseline contract value	£1,465,995.24

ACCESS	Contract	England and Wales
24 month ratio of assessments to patient IDs	1.12	1.09

ACTIVITY	Contract
Contract assess and fit appliances (case starts) as a percentage of Area Team case starts	19.2 %

Cumulative percentage of contracted UOA delivered 2018 & 2019



Month	Adjusted Scheduled Activity (UOA)		
	2017	2018	2019
April	4,519	2,301	1,844
May	7,490	3,819	6,727
June	8,554	5,507	7,348
July	9,846	6,022	
August	11,344	9,241	
September	12,995	10,636	
October	14,451	11,919	
November	15,944	14,300	
December	16,780	15,734	
January	20,256	17,571	
February	21,127	20,925	
March	21,543	21,592	
April	21,604	21,592	
May	21,604	21,592	
June	21,625	21,592	

#### QUANTITY METRICS (rolling 12 month period)

	Contract Quantity	Contract Base Number	Contract *	Area Team	Region	England
% of all assessments that were assess and fit appliances (case starts)	1,106	1,725	64.1%	58.9%	62.0%	60.4%
% of all assessments that were assess and refuse	196	1,725	11.4%	12.5%	10.5%	11.4%
% of all assessments that were assess and review	423	1,725	24.5%	28.6%	27.5%	28.3%
% of case starts with a reported IOTN of 3 and Aesthetic Component of 5 or below	0	1,106	N/A	0.1%	0.2%	0.1%
% of case starts with a reported IOTN of 3 and Aesthetic Component of 6 or above	52	1,106	4.7%	4.9%	3.4%	4.0%
% of case starts with a reported IOTN of 4	938	1,106	84.8%	79.0%	77.8%	77.8%
% of case starts with a reported IOTN of 5	114	1,106	10.3%	15.3%	17.2%	16.7 %
% of concluded courses in receipt of dual-arch fixed appliances	784	873	89.8%	86.6%	73.7%	74.3%
% of concluded courses where treatment was abandoned or discontinued	32	873	3.7%	4.1%	5.5%	6.9%
% of patients satisfied with the treatment they have received	34	34	100.0%	97.1%	96.1%	95.7%

\* Figures in italics indicate that the base number is less than 100.

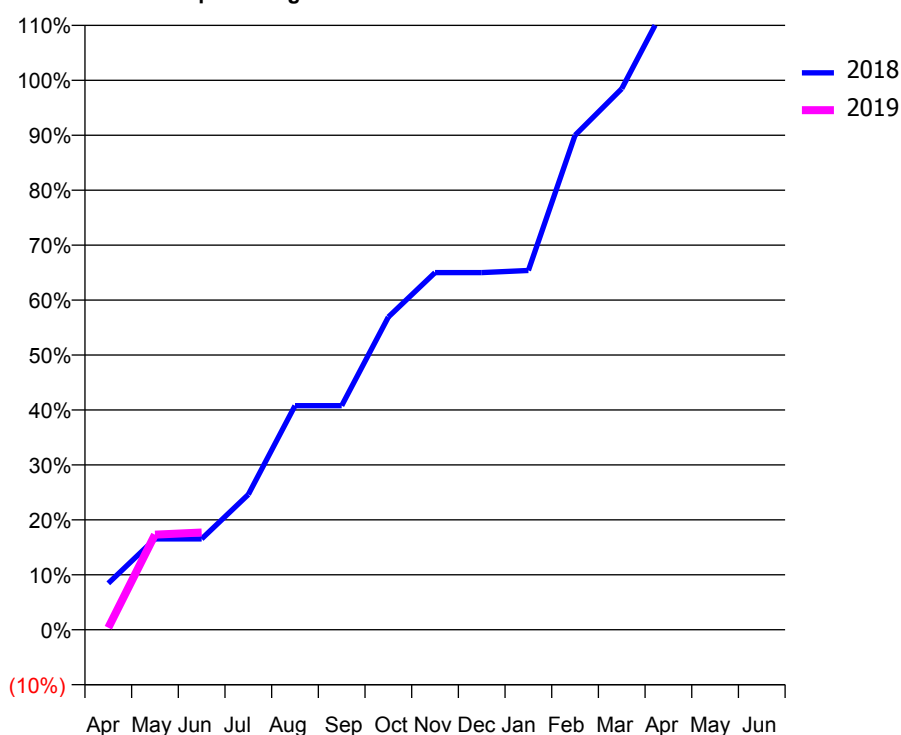
### Q65 - Vital Signs Orthodontic At a Glance Contract Report for 186716/0001 - June 2018

Name or company name	Parkfield Dental Surgery Ltd	18/19 Contracted general activity (UDA)	29,027
Contract type name	GDS Contract	Carry forward general activity (UDA)	0
Purpose of contract	General and Orthodontic	18/19 Contracted orthodontic activity (UOA)	260
Contract start date	01/04/2007	Carry forward orthodontic activity (UOA)	0
Contract end date		Baseline contract value	£710,891.38

ACCESS	Contract	England and Wales
24 month ratio of assessments to patient IDs	1.05	1.09

ACTIVITY	Contract
Contract assess and fit appliances (case starts) as a percentage of Area Team case starts	0.2 %

Cumulative percentage of contracted UOA delivered 2018 & 2019



Month	Adjusted Scheduled Activity (UOA)		
	2017	2018	2019
April	0	22	1
May	23	43	45
June	44	43	46
July	88	64	
August	89	106	
September	111	106	
October	132	148	
November	195	169	
December	239	169	
January	239	170	
February	262	234	
March	263	256	
April	263	298	
May	263	298	
June	263	298	

#### QUANTITY METRICS (rolling 12 month period)

	Contract Quantity	Contract Base Number	Contract *	Area Team	Region	England
% of all assessments that were assess and fit appliances (case starts)	14	22	63.6%	58.9%	62.0%	60.4%
% of all assessments that were assess and refuse	3	22	13.6%	12.5%	10.5%	11.4%
% of all assessments that were assess and review	5	22	22.7%	28.6%	27.5%	28.3%
% of case starts with a reported IOTN of 3 and Aesthetic Component of 5 or below	0	14	N/A	0.1%	0.2%	0.1%
% of case starts with a reported IOTN of 3 and Aesthetic Component of 6 or above	5	14	35.7%	4.9%	3.4%	4.0%
% of case starts with a reported IOTN of 4	9	14	64.3%	79.0%	77.8%	77.8%
% of case starts with a reported IOTN of 5	0	14	N/A	15.3%	17.2%	16.7%
% of concluded courses in receipt of dual-arch fixed appliances	7	9	77.8%	86.6%	73.7%	74.3%
% of concluded courses where treatment was abandoned or discontinued	1	9	11.1%	4.1%	5.5%	6.9%
% of patients satisfied with the treatment they have received	1	1	100.0%	97.1%	96.1%	95.7%

\* Figures in italics indicate that the base number is less than 100.

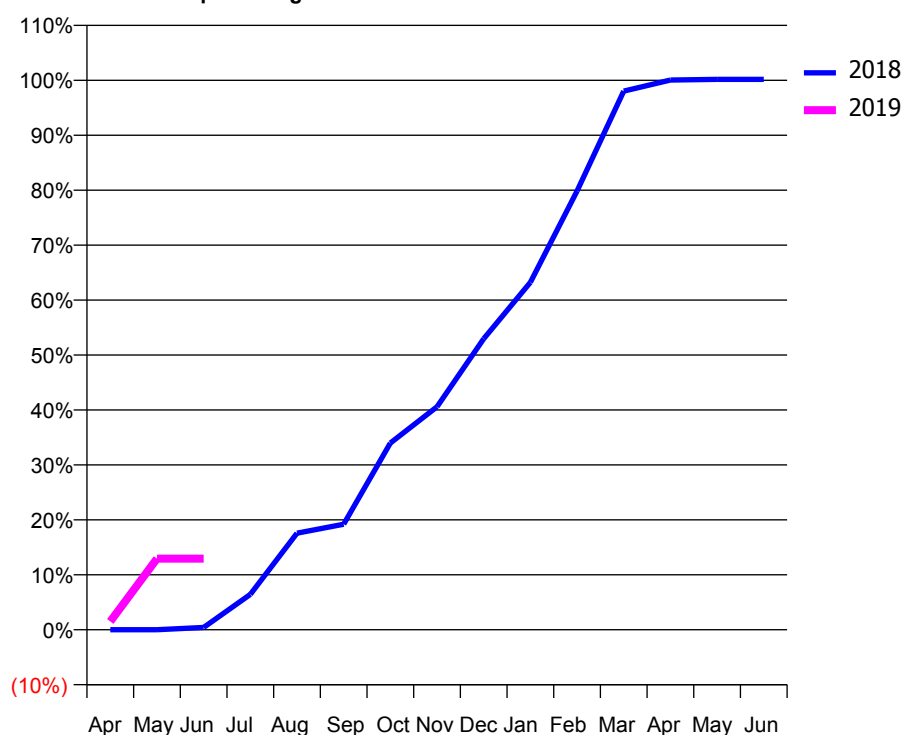
### Q65 - Vital Signs Orthodontic At a Glance Contract Report for 186872/0009 - June 2018

Name or company name	ORTHOWORLD 2000 LTD	18/19 Contracted general activity (UDA)	0
Contract type name	PDS Contract	Carry forward general activity (UDA)	0
Purpose of contract	Orthodontic	18/19 Contracted orthodontic activity (UOA)	15,648
Contract start date	01/04/2006	Carry forward orthodontic activity (UOA)	0
Contract end date	31/03/2019	Baseline contract value	£1,051,331.82

ACCESS	Contract	England and Wales
24 month ratio of assessments to patient IDs	1.03	1.09

ACTIVITY	Contract
Contract assess and fit appliances (case starts) as a percentage of Area Team case starts	14.8 %

Cumulative percentage of contracted UOA delivered 2018 & 2019



Month	Adjusted Scheduled Activity (UOA)		
	2017	2018	2019
April	63	0	237
May	1,098	0	2,026
June	1,565	65	2,026
July	2,957	1,010	
August	3,789	2,753	
September	4,903	3,005	
October	6,556	5,320	
November	7,490	6,351	
December	7,930	8,289	
January	8,935	9,892	
February	10,515	12,496	
March	13,411	15,338	
April	15,267	15,653	
May	15,729	15,674	
June	15,729	15,674	

#### QUANTITY METRICS (rolling 12 month period)

	Contract Quantity	Contract Base Number	Contract *	Area Team	Region	England
% of all assessments that were assess and fit appliances (case starts)	849	944	89.9%	58.9%	62.0%	60.4%
% of all assessments that were assess and refuse	4	944	0.4%	12.5%	10.5%	11.4%
% of all assessments that were assess and review	91	944	9.6%	28.6%	27.5%	28.3%
% of case starts with a reported IOTN of 3 and Aesthetic Component of 5 or below	2	849	0.2%	0.1%	0.2%	0.1%
% of case starts with a reported IOTN of 3 and Aesthetic Component of 6 or above	72	849	8.5%	4.9%	3.4%	4.0%
% of case starts with a reported IOTN of 4	677	849	79.7%	79.0%	77.8%	77.8%
% of case starts with a reported IOTN of 5	91	849	10.7%	15.3%	17.2%	16.7%
% of concluded courses in receipt of dual-arch fixed appliances	212	240	88.3%	86.6%	73.7%	74.3%
% of concluded courses where treatment was abandoned or discontinued	17	240	7.1%	4.1%	5.5%	6.9%
% of patients satisfied with the treatment they have received	46	47	97.9%	97.1%	96.1%	95.7%

\* Figures in italics indicate that the base number is less than 100.



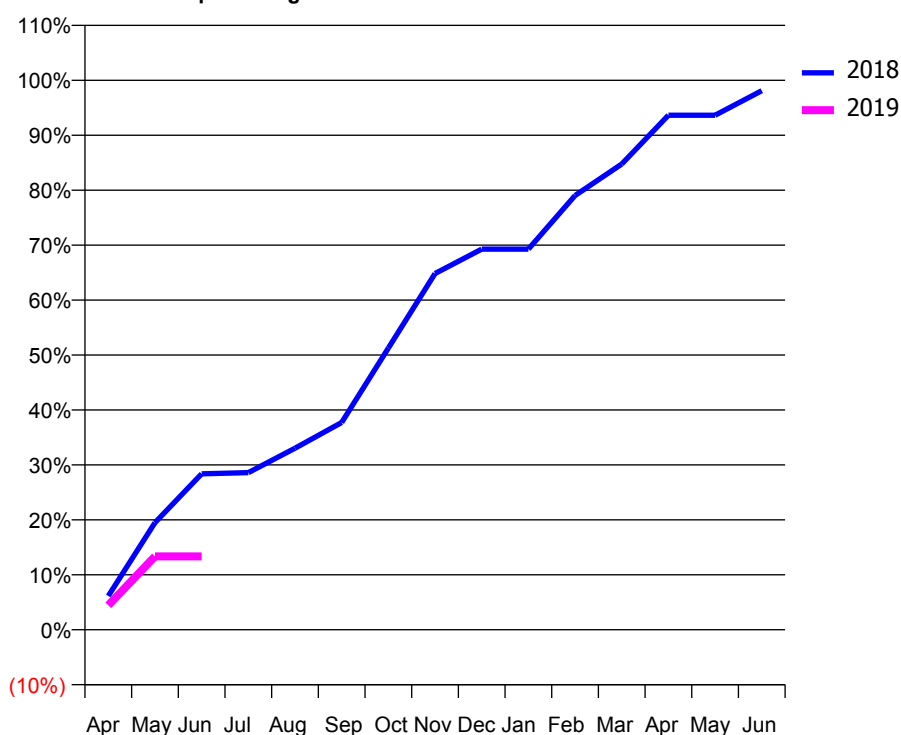
### Q65 - Vital Signs Orthodontic At a Glance Contract Report for 197963/0001 - June 2018

Name or company name	Linden House Dental Practice	18/19 Contracted general activity (UDA)	3,702
Contract type name	GDS Contract	Carry forward general activity (UDA)	0
Purpose of contract	General and Orthodontic	18/19 Contracted orthodontic activity (UOA)	472
Contract start date	01/02/2011	Carry forward orthodontic activity (UOA)	0
Contract end date		Baseline contract value	£119,698.50

ACCESS	Contract	England and Wales
24 month ratio of assessments to patient IDs	1.00	1.09

ACTIVITY	Contract
Contract assess and fit appliances (case starts) as a percentage of Area Team case starts	0.3 %

Cumulative percentage of contracted UOA delivered 2018 & 2019



Month	Adjusted Scheduled Activity (UOA)		
	2017	2018	2019
April	1	29	21
May	45	92	63
June	67	134	63
July	130	135	
August	173	156	
September	194	178	
October	236	242	
November	321	306	
December	321	327	
January	364	327	
February	407	373	
March	475	400	
April	475	442	
May	475	442	
June	475	463	

#### QUANTITY METRICS (rolling 12 month period)

	Contract Quantity	Contract Base Number	Contract *	Area Team	Region	England
% of all assessments that were assess and fit appliances (case starts)	19	29	65.5%	58.9%	62.0%	60.4%
% of all assessments that were assess and refuse	6	29	20.7%	12.5%	10.5%	11.4%
% of all assessments that were assess and review	4	29	13.8%	28.6%	27.5%	28.3%
% of case starts with a reported IOTN of 3 and Aesthetic Component of 5 or below	0	19	N/A	0.1%	0.2%	0.1%
% of case starts with a reported IOTN of 3 and Aesthetic Component of 6 or above	0	19	N/A	4.9%	3.4%	4.0%
% of case starts with a reported IOTN of 4	16	19	84.2%	79.0%	77.8%	77.8%
% of case starts with a reported IOTN of 5	3	19	15.8%	15.3%	17.2%	16.7 %
% of concluded courses in receipt of dual-arch fixed appliances	0	18	N/A	86.6%	73.7%	74.3%
% of concluded courses where treatment was abandoned or discontinued	0	18	0.0%	4.1%	5.5%	6.9%
% of patients satisfied with the treatment they have received	2	2	100.0%	97.1%	96.1%	95.7%

\* Figures in italics indicate that the base number is less than 100.

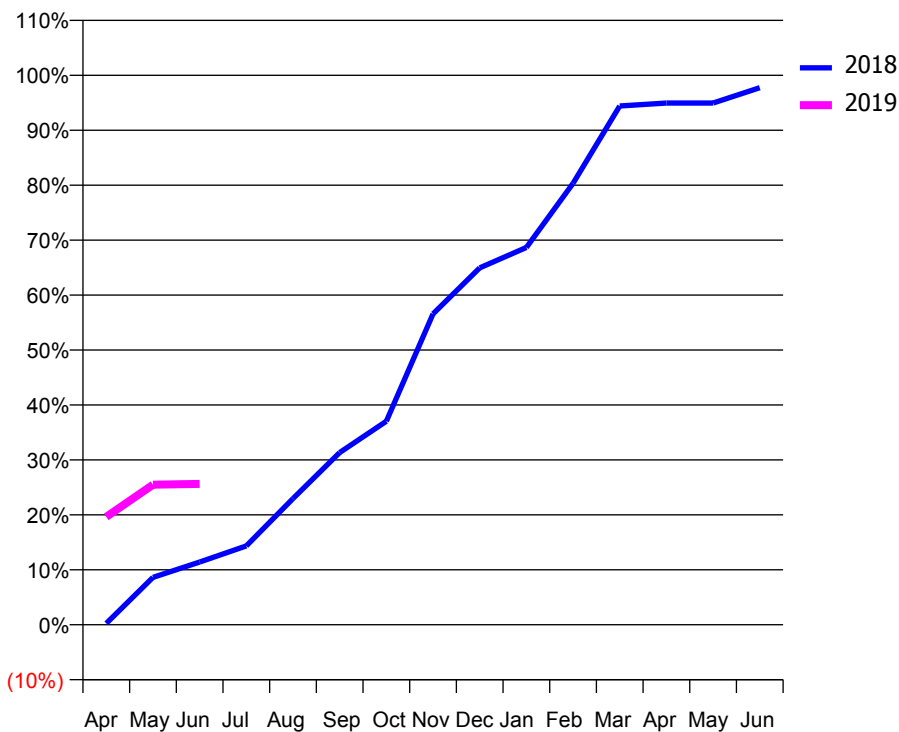
### Q65 - Vital Signs Orthodontic At a Glance Contract Report for 222399/0001 - June 2018

Name or company name	MR S KUMORDZIE	18/19 Contracted general activity (UDA)	5,751
Contract type name	GDS Contract	Carry forward general activity (UDA)	0
Purpose of contract	General and Orthodontic	18/19 Contracted orthodontic activity (UOA)	753
Contract start date	01/04/2006	Carry forward orthodontic activity (UOA)	0
Contract end date		Baseline contract value	£186,613.79

ACCESS	Contract	England and Wales
24 month ratio of assessments to patient IDs	1.05	1.09

ACTIVITY	Contract
Contract assess and fit appliances (case starts) as a percentage of Area Team case starts	0.7 %

Cumulative percentage of contracted UOA delivered 2018 & 2019



Month	Adjusted Scheduled Activity (UOA)		
	2017	2018	2019
April	23	2	148
May	91	65	192
June	154	86	193
July	219	108	
August	282	173	
September	282	236	
October	346	279	
November	396	426	
December	501	489	
January	607	517	
February	654	605	
March	718	711	
April	719	715	
May	761	715	
June	761	736	

#### QUANTITY METRICS (rolling 12 month period)

	Contract Quantity	Contract Base Number	Contract *	Area Team	Region	England
% of all assessments that were assess and fit appliances (case starts)	40	67	59.7%	58.9%	62.0%	60.4%
% of all assessments that were assess and refuse	8	67	11.9%	12.5%	10.5%	11.4%
% of all assessments that were assess and review	19	67	28.4%	28.6%	27.5%	28.3%
% of case starts with a reported IOTN of 3 and Aesthetic Component of 5 or below	0	40	N/A	0.1%	0.2%	0.1%
% of case starts with a reported IOTN of 3 and Aesthetic Component of 6 or above	2	40	5.0%	4.9%	3.4%	4.0%
% of case starts with a reported IOTN of 4	32	40	80.0%	79.0%	77.8%	77.8%
% of case starts with a reported IOTN of 5	6	40	15.0%	15.3%	17.2%	16.7 %
% of concluded courses in receipt of dual-arch fixed appliances	0	36	N/A	86.6%	73.7%	74.3%
% of concluded courses where treatment was abandoned or discontinued	2	36	5.6%	4.1%	5.5%	6.9%
% of patients satisfied with the treatment they have received	1	1	100.0%	97.1%	96.1%	95.7%

\* Figures in italics indicate that the base number is less than 100.

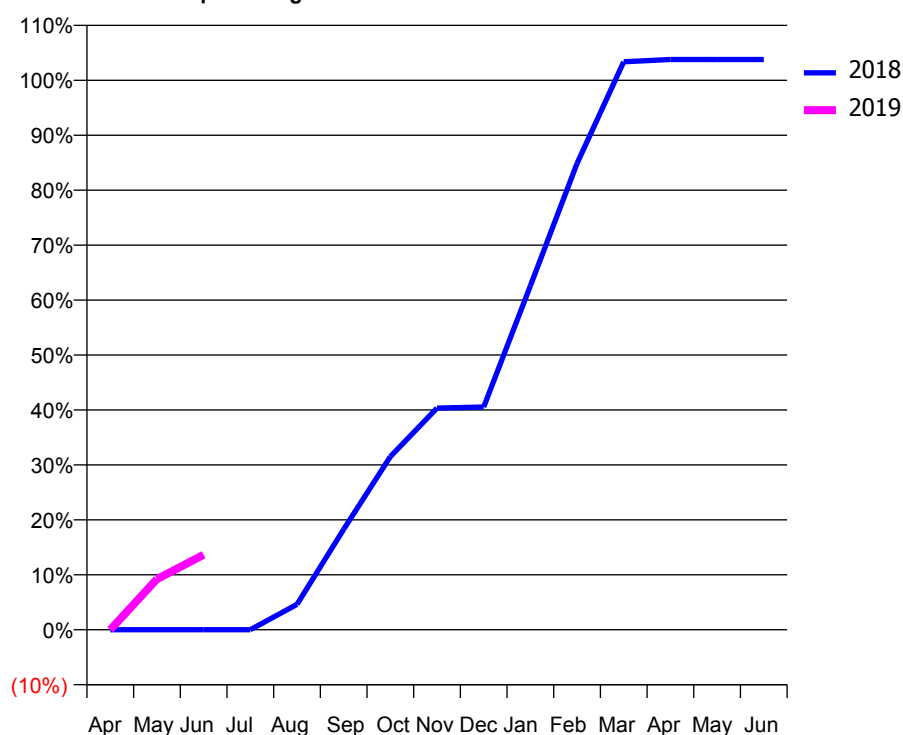
### Q65 - Vital Signs Orthodontic At a Glance Contract Report for 331791/0001 - June 2018

Name or company name	MR AM RICHARDS	18/19 Contracted general activity (UDA)	0
Contract type name	PDS Contract	Carry forward general activity (UDA)	0
Purpose of contract	Orthodontic	18/19 Contracted orthodontic activity (UOA)	476
Contract start date	01/04/2006	Carry forward orthodontic activity (UOA)	0
Contract end date	31/03/2019	Baseline contract value	£31,980.29

ACCESS	Contract	England and Wales
24 month ratio of assessments to patient IDs	1.00	1.09

ACTIVITY	Contract
Contract assess and fit appliances (case starts) as a percentage of Area Team case starts	0.5 %

Cumulative percentage of contracted UOA delivered 2018 & 2019



Month	Adjusted Scheduled Activity (UOA)		
	2017	2018	2019
April	0	0	0
May	0	0	44
June	2	0	65
July	46	0	
August	89	22	
September	131	87	
October	176	150	
November	177	192	
December	199	193	
January	222	298	
February	243	404	
March	391	492	
April	476	494	
May	497	494	
June	497	494	

#### QUANTITY METRICS (rolling 12 month period)

	Contract Quantity	Contract Base Number	Contract *	Area Team	Region	England
% of all assessments that were assess and fit appliances (case starts)	26	39	66.7%	58.9%	62.0%	60.4%
% of all assessments that were assess and refuse	4	39	10.3%	12.5%	10.5%	11.4%
% of all assessments that were assess and review	9	39	23.1%	28.6%	27.5%	28.3%
% of case starts with a reported IOTN of 3 and Aesthetic Component of 5 or below	0	26	N/A	0.1%	0.2%	0.1%
% of case starts with a reported IOTN of 3 and Aesthetic Component of 6 or above	0	26	N/A	4.9%	3.4%	4.0%
% of case starts with a reported IOTN of 4	22	26	84.6%	79.0%	77.8%	77.8%
% of case starts with a reported IOTN of 5	3	26	11.5%	15.3%	17.2%	16.7 %
% of concluded courses in receipt of dual-arch fixed appliances	0	16	N/A	86.6%	73.7%	74.3%
% of concluded courses where treatment was abandoned or discontinued	2	16	12.5%	4.1%	5.5%	6.9%
% of patients satisfied with the treatment they have received	1	1	100.0%	97.1%	96.1%	95.7%

\* Figures in italics indicate that the base number is less than 100.

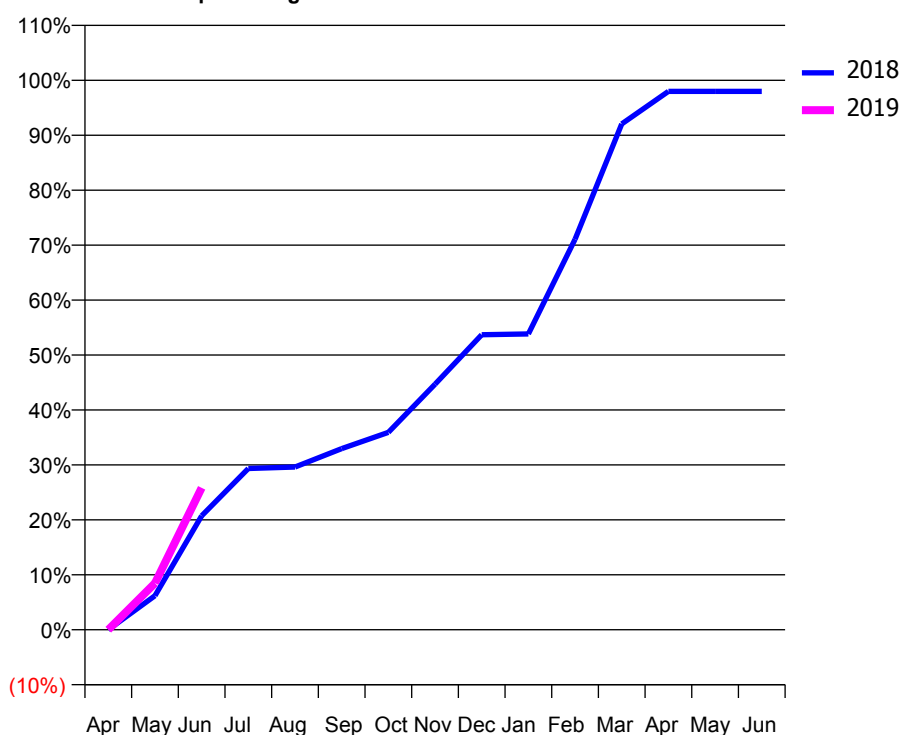
### Q65 - Vital Signs Orthodontic At a Glance Contract Report for 568031/0001 - June 2018

Name or company name	MR SC LAWSON	18/19 Contracted general activity (UDA)	2,000
Contract type name	GDS Contract	Carry forward general activity (UDA)	0
Purpose of contract	General and Orthodontic	18/19 Contracted orthodontic activity (UOA)	743
Contract start date	01/01/2015	Carry forward orthodontic activity (UOA)	0
Contract end date		Baseline contract value	£97,288.14

ACCESS	Contract	England and Wales
24 month ratio of assessments to patient IDs	1.12	1.09

ACTIVITY	Contract
Contract assess and fit appliances (case starts) as a percentage of Area Team case starts	0.7 %

Cumulative percentage of contracted UOA delivered 2018 & 2019



Month	Adjusted Scheduled Activity (UOA)		
	2017	2018	2019
April	0	0	0
May	95	46	63
June	248	154	192
July	321	218	
August	344	220	
September	357	245	
October	488	267	
November	510	332	
December	555	399	
January	578	400	
February	602	528	
March	709	684	
April	735	728	
May	757	728	
June	757	728	

#### QUANTITY METRICS (rolling 12 month period)

	Contract Quantity	Contract Base Number	Contract *	Area Team	Region	England
% of all assessments that were assess and fit appliances (case starts)	38	63	60.3%	58.9%	62.0%	60.4%
% of all assessments that were assess and refuse	6	63	9.5%	12.5%	10.5%	11.4%
% of all assessments that were assess and review	19	63	30.2%	28.6%	27.5%	28.3%
% of case starts with a reported IOTN of 3 and Aesthetic Component of 5 or below	0	38	N/A	0.1%	0.2%	0.1%
% of case starts with a reported IOTN of 3 and Aesthetic Component of 6 or above	1	38	2.6%	4.9%	3.4%	4.0%
% of case starts with a reported IOTN of 4	29	38	76.3%	79.0%	77.8%	77.8%
% of case starts with a reported IOTN of 5	7	38	18.4%	15.3%	17.2%	16.7%
% of concluded courses in receipt of dual-arch fixed appliances	32	37	86.5%	86.6%	73.7%	74.3%
% of concluded courses where treatment was abandoned or discontinued	0	37	0.0%	4.1%	5.5%	6.9%
% of patients satisfied with the treatment they have received	1	1	100.0%	97.1%	96.1%	95.7%

\* Figures in italics indicate that the base number is less than 100.

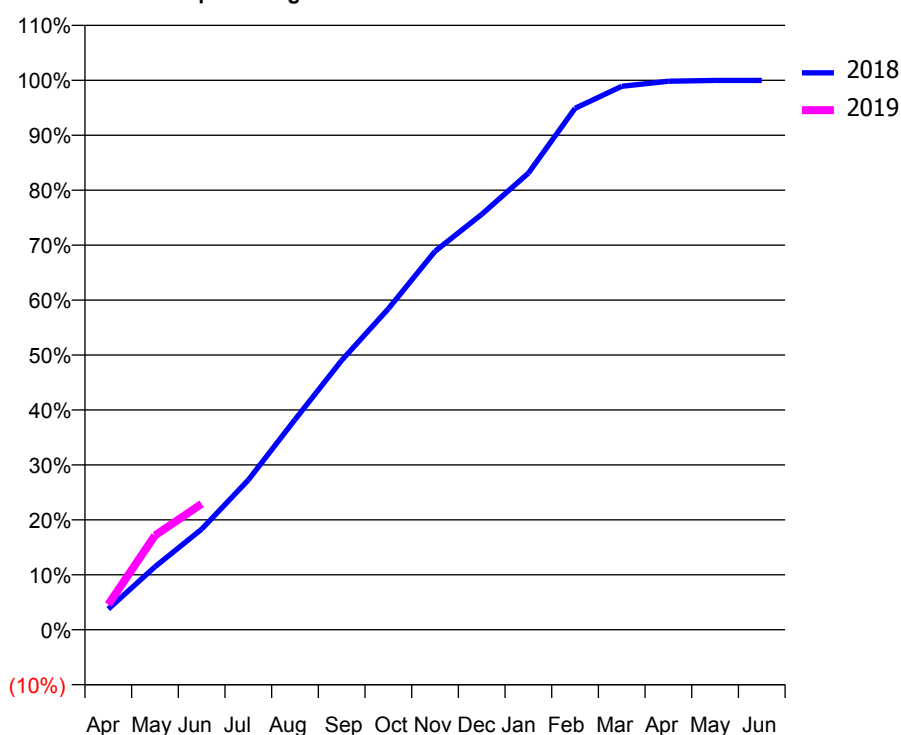
### Q65 - Vital Signs Orthodontic At a Glance Contract Report for 644927/0003 - June 2018

Name or company name	MR MR BRICKLEY	18/19 Contracted general activity (UDA)	0
Contract type name	PDS Contract	Carry forward general activity (UDA)	0
Purpose of contract	Orthodontic	18/19 Contracted orthodontic activity (UOA)	14,874
Contract start date	01/04/2006	Carry forward orthodontic activity (UOA)	0
Contract end date	31/03/2019	Baseline contract value	£1,040,376.22

ACCESS	Contract	England and Wales
24 month ratio of assessments to patient IDs	1.02	1.09

ACTIVITY	Contract
Contract assess and fit appliances (case starts) as a percentage of Area Team case starts	13.1 %

Cumulative percentage of contracted UOA delivered 2018 & 2019



Month	Adjusted Scheduled Activity (UOA)		
	2017	2018	2019
April	626	560	684
May	1,672	1,707	2,552
June	2,540	2,724	3,408
July	3,477	4,057	
August	4,384	5,689	
September	4,700	7,293	
October	6,077	8,689	
November	7,574	10,244	
December	9,300	11,244	
January	10,741	12,361	
February	12,775	14,116	
March	14,732	14,711	
April	14,864	14,847	
May	14,864	14,869	
June	14,864	14,870	

#### QUANTITY METRICS (rolling 12 month period)

	Contract Quantity	Contract Base Number	Contract *	Area Team	Region	England
% of all assessments that were assess and fit appliances (case starts)	754	884	85.3%	58.9%	62.0%	60.4%
% of all assessments that were assess and refuse	114	884	12.9%	12.5%	10.5%	11.4%
% of all assessments that were assess and review	16	884	1.8%	28.6%	27.5%	28.3%
% of case starts with a reported IOTN of 3 and Aesthetic Component of 5 or below	0	754	N/A	0.1%	0.2%	0.1%
% of case starts with a reported IOTN of 3 and Aesthetic Component of 6 or above	46	754	6.1%	4.9%	3.4%	4.0%
% of case starts with a reported IOTN of 4	547	754	72.5%	79.0%	77.8%	77.8%
% of case starts with a reported IOTN of 5	150	754	19.9%	15.3%	17.2%	16.7 %
% of concluded courses in receipt of dual-arch fixed appliances	716	768	93.2%	86.6%	73.7%	74.3%
% of concluded courses where treatment was abandoned or discontinued	19	768	2.5%	4.1%	5.5%	6.9%
% of patients satisfied with the treatment they have received	32	34	94.1%	97.1%	96.1%	95.7%

\* Figures in italics indicate that the base number is less than 100.

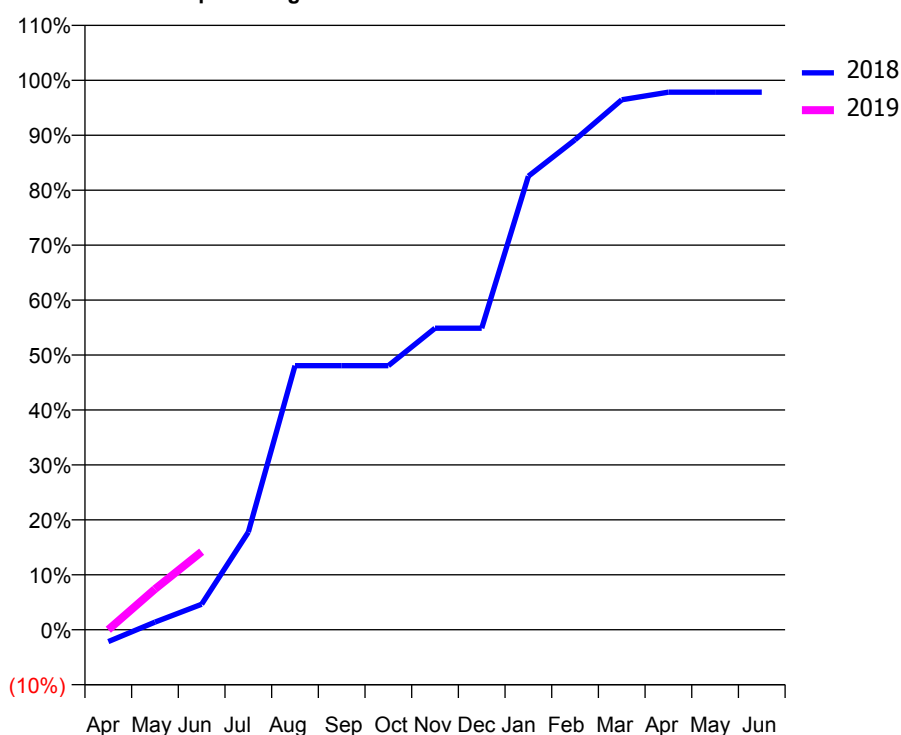
### Q65 - Vital Signs Orthodontic At a Glance Contract Report for 810339/0001 - June 2018

Name or company name	MRS C MATHIESON	18/19 Contracted general activity (UDA)	0
Contract type name	PDS Contract	Carry forward general activity (UDA)	0
Purpose of contract	Orthodontic	18/19 Contracted orthodontic activity (UOA)	647
Contract start date	01/04/2006	Carry forward orthodontic activity (UOA)	0
Contract end date	31/03/2021	Baseline contract value	£43,924.62

ACCESS	Contract	England and Wales
24 month ratio of assessments to patient IDs	1.14	1.09

ACTIVITY	Contract
Contract assess and fit appliances (case starts) as a percentage of Area Team case starts	0.6 %

Cumulative percentage of contracted UOA delivered 2018 & 2019



Month	Adjusted Scheduled Activity (UOA)		
	2017	2018	2019
April	1	-14	0
May	1	9	48
June	5	30	92
July	158	115	
August	160	311	
September	181	311	
October	181	311	
November	229	355	
December	367	355	
January	373	534	
February	394	577	
March	418	624	
April	591	633	
May	633	633	
June	633	633	

#### QUANTITY METRICS (rolling 12 month period)

	Contract Quantity	Contract Base Number	Contract *	Area Team	Region	England
% of all assessments that were assess and fit appliances (case starts)	36	72	50.0%	58.9%	62.0%	60.4%
% of all assessments that were assess and refuse	6	72	8.3%	12.5%	10.5%	11.4%
% of all assessments that were assess and review	30	72	41.7%	28.6%	27.5%	28.3%
% of case starts with a reported IOTN of 3 and Aesthetic Component of 5 or below	0	36	N/A	0.1%	0.2%	0.1%
% of case starts with a reported IOTN of 3 and Aesthetic Component of 6 or above	4	36	11.1%	4.9%	3.4%	4.0%
% of case starts with a reported IOTN of 4	29	36	80.6%	79.0%	77.8%	77.8%
% of case starts with a reported IOTN of 5	3	36	8.3%	15.3%	17.2%	16.7 %
% of concluded courses in receipt of dual-arch fixed appliances	15	16	93.8%	86.6%	73.7%	74.3%
% of concluded courses where treatment was abandoned or discontinued	0	16	0.0%	4.1%	5.5%	6.9%
% of patients satisfied with the treatment they have received	0	0	N/A	97.1%	96.1%	95.7%

\* Figures in italics indicate that the base number is less than 100.

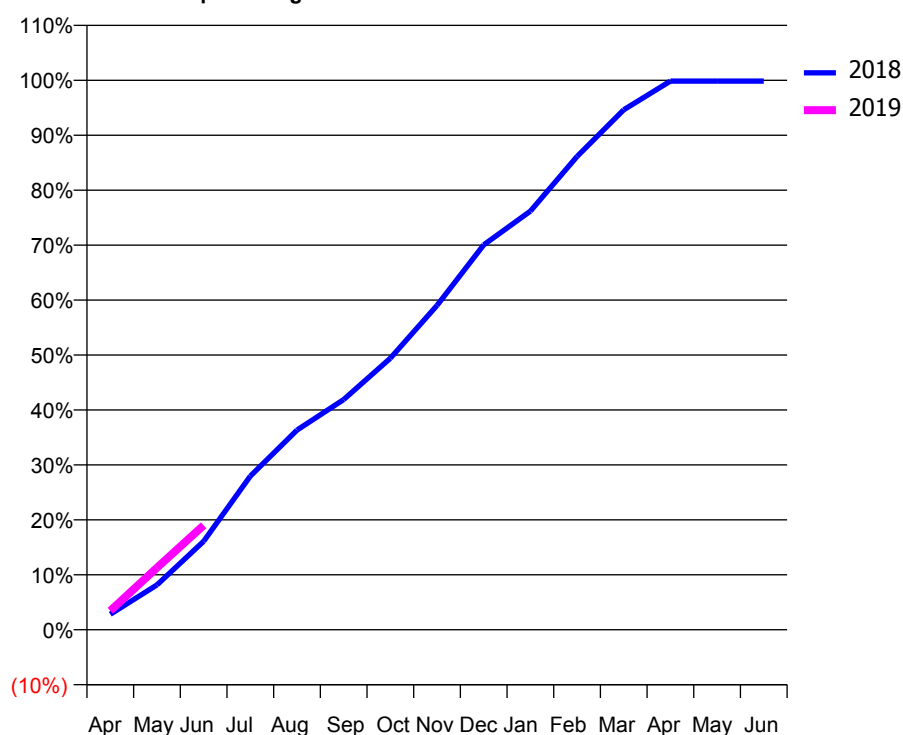
### Q65 - Vital Signs Orthodontic At a Glance Contract Report for 813958/0001 - June 2018

Name or company name	MR AA PARFITT	18/19 Contracted general activity (UDA)	0
Contract type name	GDS Contract	Carry forward general activity (UDA)	0
Purpose of contract	Orthodontic	18/19 Contracted orthodontic activity (UOA)	8,970
Contract start date	01/04/2006	Carry forward orthodontic activity (UOA)	0
Contract end date		Baseline contract value	£602,344.61

ACCESS	Contract	England and Wales
24 month ratio of assessments to patient IDs	1.00	1.09

ACTIVITY	Contract
Contract assess and fit appliances (case starts) as a percentage of Area Team case starts	6.9 %

Cumulative percentage of contracted UOA delivered 2018 & 2019



Month	Adjusted Scheduled Activity (UOA)		
	2017	2018	2019
April	-252	254	310
May	-86	732	1,013
June	1,015	1,445	1,705
July	1,844	2,509	
August	2,266	3,259	
September	3,191	3,758	
October	4,184	4,434	
November	5,329	5,295	
December	6,448	6,284	
January	7,363	6,834	
February	7,974	7,727	
March	8,322	8,488	
April	9,045	8,956	
May	9,045	8,956	
June	9,045	8,956	

#### QUANTITY METRICS (rolling 12 month period)

	Contract Quantity	Contract Base Number	Contract *	Area Team	Region	England
% of all assessments that were assess and fit appliances (case starts)	398	1,272	31.3%	58.9%	62.0%	60.4%
% of all assessments that were assess and refuse	355	1,272	27.9%	12.5%	10.5%	11.4%
% of all assessments that were assess and review	519	1,272	40.8%	28.6%	27.5%	28.3%
% of case starts with a reported IOTN of 3 and Aesthetic Component of 5 or below	0	398	N/A	0.1%	0.2%	0.1%
% of case starts with a reported IOTN of 3 and Aesthetic Component of 6 or above	0	398	N/A	4.9%	3.4%	4.0%
% of case starts with a reported IOTN of 4	327	398	82.2%	79.0%	77.8%	77.8%
% of case starts with a reported IOTN of 5	71	398	17.8%	15.3%	17.2%	16.7 %
% of concluded courses in receipt of dual-arch fixed appliances	397	408	97.3%	86.6%	73.7%	74.3%
% of concluded courses where treatment was abandoned or discontinued	7	408	1.7%	4.1%	5.5%	6.9%
% of patients satisfied with the treatment they have received	16	17	94.1%	97.1%	96.1%	95.7%

\* Figures in italics indicate that the base number is less than 100.

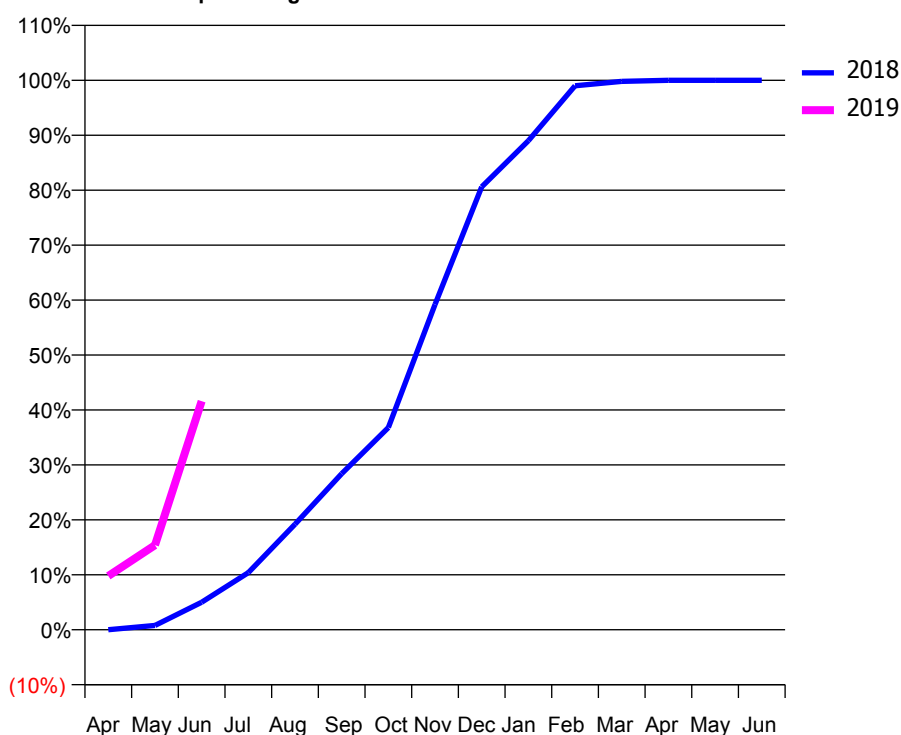
### Q65 - Vital Signs Orthodontic At a Glance Contract Report for 836133/0001 - June 2018

Name or company name	MRS LA BARNES	18/19 Contracted general activity (UDA)	13,500
Contract type name	GDS Contract	Carry forward general activity (UDA)	0
Purpose of contract	General and Orthodontic	18/19 Contracted orthodontic activity (UOA)	500
Contract start date	01/06/2013	Carry forward orthodontic activity (UOA)	0
Contract end date		Baseline contract value	£337,799.16

ACCESS	Contract	England and Wales
24 month ratio of assessments to patient IDs	1.11	1.09

ACTIVITY	Contract
Contract assess and fit appliances (case starts) as a percentage of Area Team case starts	0.5 %

Cumulative percentage of contracted UOA delivered 2018 & 2019



Month	Adjusted Scheduled Activity (UOA)		
	2017	2018	2019
April	21	0	49
May	28	4	77
June	31	25	208
July	59	52	
August	134	96	
September	241	142	
October	247	184	
November	253	296	
December	324	403	
January	345	445	
February	391	495	
March	435	499	
April	501	500	
May	502	500	
June	502	500	

#### QUANTITY METRICS (rolling 12 month period)

	Contract Quantity	Contract Base Number	Contract *	Area Team	Region	England
% of all assessments that were assess and fit appliances (case starts)	31	85	36.5%	58.9%	62.0%	60.4%
% of all assessments that were assess and refuse	19	85	22.4%	12.5%	10.5%	11.4%
% of all assessments that were assess and review	35	85	41.2%	28.6%	27.5%	28.3%
% of case starts with a reported IOTN of 3 and Aesthetic Component of 5 or below	0	31	N/A	0.1%	0.2%	0.1%
% of case starts with a reported IOTN of 3 and Aesthetic Component of 6 or above	3	31	9.7%	4.9%	3.4%	4.0%
% of case starts with a reported IOTN of 4	24	31	77.4%	79.0%	77.8%	77.8%
% of case starts with a reported IOTN of 5	4	31	12.9%	15.3%	17.2%	16.7%
% of concluded courses in receipt of dual-arch fixed appliances	6	13	46.2%	86.6%	73.7%	74.3%
% of concluded courses where treatment was abandoned or discontinued	2	13	15.4%	4.1%	5.5%	6.9%
% of patients satisfied with the treatment they have received	3	3	100.0%	97.1%	96.1%	95.7%

\* Figures in italics indicate that the base number is less than 100.



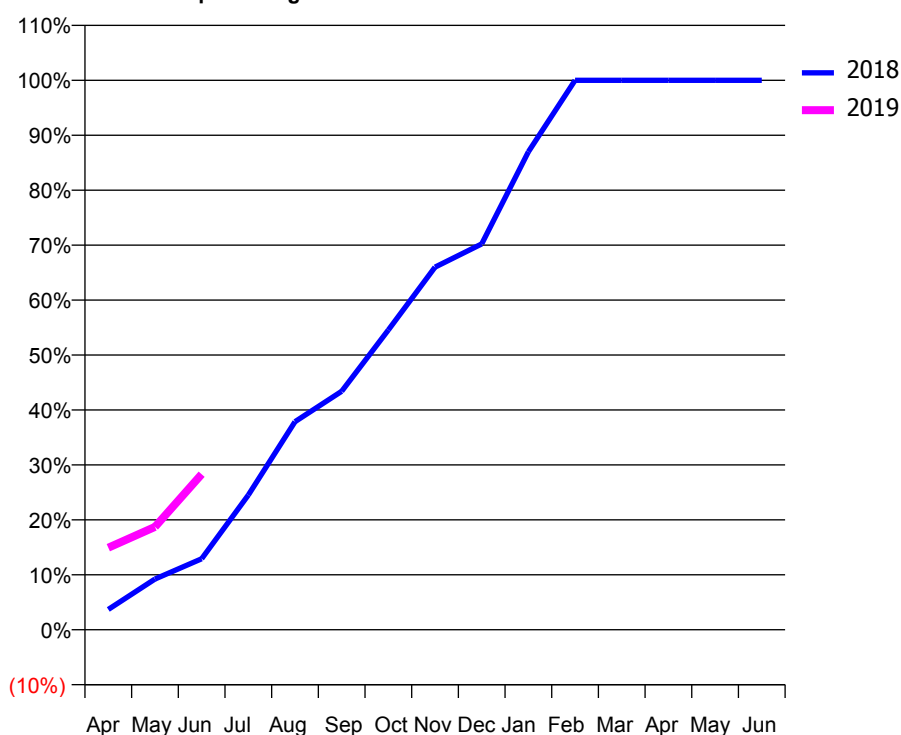
### Q65 - Vital Signs Orthodontic At a Glance Contract Report for 913782/0001 - June 2018

Name or company name	MR PJ DRUGAN	18/19 Contracted general activity (UDA)	31,020
Contract type name	GDS Contract	Carry forward general activity (UDA)	0
Purpose of contract	General and Orthodontic	18/19 Contracted orthodontic activity (UOA)	1,138
Contract start date	01/04/2006	Carry forward orthodontic activity (UOA)	0
Contract end date		Baseline contract value	£751,692.16

ACCESS	Contract	England and Wales
24 month ratio of assessments to patient IDs	1.05	1.09

ACTIVITY	Contract
Contract assess and fit appliances (case starts) as a percentage of Area Team case starts	1.1 %

Cumulative percentage of contracted UOA delivered 2018 & 2019



Month	Adjusted Scheduled Activity (UOA)		
	2017	2018	2019
April	21	42	170
May	105	105	213
June	315	147	322
July	466	279	
August	508	431	
September	655	494	
October	760	621	
November	886	751	
December	907	799	
January	950	990	
February	1,034	1,138	
March	1,160	1,138	
April	1,202	1,138	
May	1,139	1,138	
June	1,139	1,138	

#### QUANTITY METRICS (rolling 12 month period)

	Contract Quantity	Contract Base Number	Contract *	Area Team	Region	England
% of all assessments that were assess and fit appliances (case starts)	62	88	70.5%	58.9%	62.0%	60.4%
% of all assessments that were assess and refuse	5	88	5.7%	12.5%	10.5%	11.4%
% of all assessments that were assess and review	21	88	23.9%	28.6%	27.5%	28.3%
% of case starts with a reported IOTN of 3 and Aesthetic Component of 5 or below	0	62	N/A	0.1%	0.2%	0.1%
% of case starts with a reported IOTN of 3 and Aesthetic Component of 6 or above	6	62	9.7%	4.9%	3.4%	4.0%
% of case starts with a reported IOTN of 4	45	62	72.6%	79.0%	77.8%	77.8%
% of case starts with a reported IOTN of 5	11	62	17.7%	15.3%	17.2%	16.7%
% of concluded courses in receipt of dual-arch fixed appliances	26	34	76.5%	86.6%	73.7%	74.3%
% of concluded courses where treatment was abandoned or discontinued	1	34	2.9%	4.1%	5.5%	6.9%
% of patients satisfied with the treatment they have received	0	0	N/A	97.1%	96.1%	95.7%

\* Figures in italics indicate that the base number is less than 100.

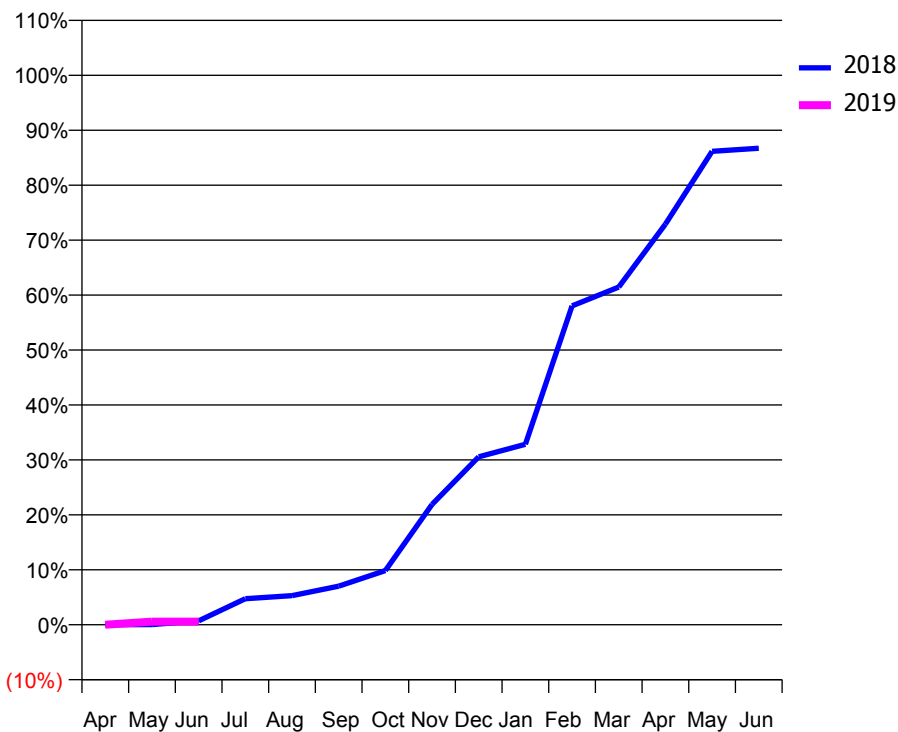
### Q66 - Vital Signs Orthodontic At a Glance Contract Report for 101192/0007 - June 2018

Name or company name	Community Dental Centres Ltd	18/19 Contracted general activity (UDA)	36,000
Contract type name	GDS Contract	Carry forward general activity (UDA)	0
Purpose of contract	General and Orthodontic	18/19 Contracted orthodontic activity (UOA)	3,677
Contract start date	01/04/2006	Carry forward orthodontic activity (UOA)	0
Contract end date		Baseline contract value	£1,209,826.88

ACCESS	Contract	England and Wales
24 month ratio of assessments to patient IDs	1.23	1.09

ACTIVITY	Contract
Contract assess and fit appliances (case starts) as a percentage of Area Team case starts	2.9 %

Cumulative percentage of contracted UOA delivered 2018 & 2019



Month	Adjusted Scheduled Activity (UOA)		
	2017	2018	2019
April	0	0	0
May	0	1	21
June	0	26	21
July	0	174	
August	0	195	
September	0	258	
October	21	363	
November	21	805	
December	50	1,124	
January	71	1,208	
February	113	2,134	
March	347	2,260	
April	872	2,681	
May	2,361	3,168	
June	3,509	3,189	

#### QUANTITY METRICS (rolling 12 month period)

	Contract Quantity	Contract Base Number	Contract *	Area Team	Region	England
% of all assessments that were assess and fit appliances (case starts)	155	162	95.7%	62.4%	62.0%	60.4%
% of all assessments that were assess and refuse	1	162	0.6%	9.9%	10.5%	11.4%
% of all assessments that were assess and review	6	162	3.7%	27.7%	27.5%	28.3%
% of case starts with a reported IOTN of 3 and Aesthetic Component of 5 or below	0	155	N/A	0.2%	0.2%	0.1%
% of case starts with a reported IOTN of 3 and Aesthetic Component of 6 or above	1	155	0.6%	3.7%	3.4%	4.0%
% of case starts with a reported IOTN of 4	132	155	85.2%	75.9%	77.8%	77.8%
% of case starts with a reported IOTN of 5	20	155	12.9%	19.5%	17.2%	16.7 %
% of concluded courses in receipt of dual-arch fixed appliances	8	15	53.3%	82.5%	73.7%	74.3%
% of concluded courses where treatment was abandoned or discontinued	4	15	26.7%	5.6%	5.5%	6.9%
% of patients satisfied with the treatment they have received	6	6	100.0%	97.3%	96.1%	95.7%

\* Figures in italics indicate that the base number is less than 100.

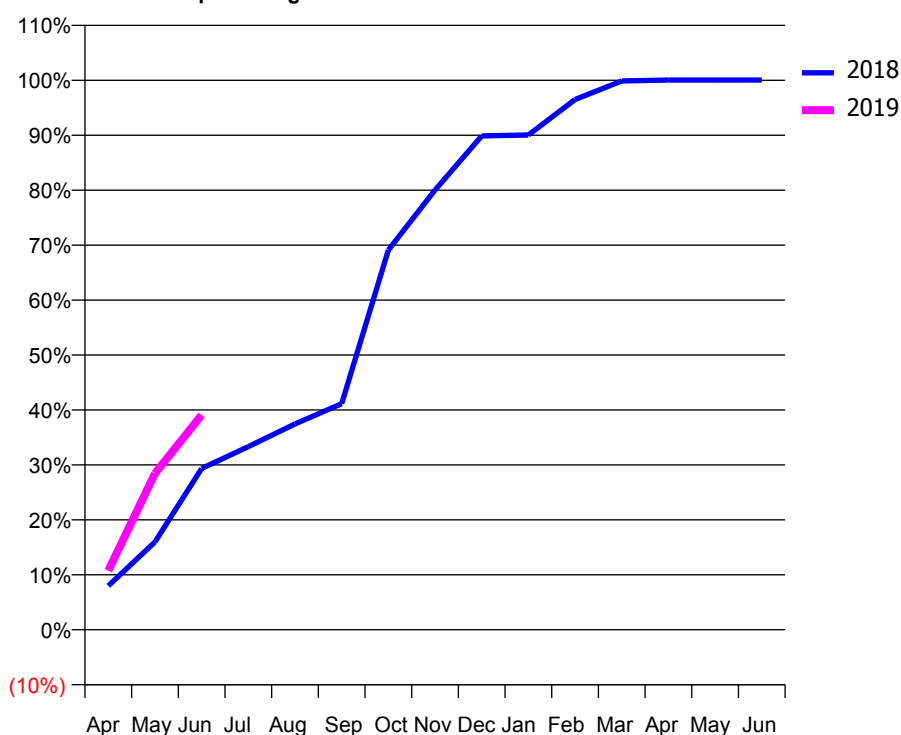
### Q66 - Vital Signs Orthodontic At a Glance Contract Report for 116106/0001 - June 2018

Name or company name	Ward Dental Ltd	18/19 Contracted general activity (UDA)	1,378
Contract type name	GDS Contract	Carry forward general activity (UDA)	0
Purpose of contract	General and Orthodontic	18/19 Contracted orthodontic activity (UOA)	650
Contract start date	01/06/2007	Carry forward orthodontic activity (UOA)	0
Contract end date		Baseline contract value	£80,637.02

ACCESS	Contract	England and Wales
24 month ratio of assessments to patient IDs	1.13	1.09

ACTIVITY	Contract
Contract assess and fit appliances (case starts) as a percentage of Area Team case starts	0.6 %

Cumulative percentage of contracted UOA delivered 2018 & 2019



Month	Adjusted Scheduled Activity (UOA)		
	2017	2018	2019
April	1	52	70
May	27	104	185
June	76	191	254
July	210	217	
August	258	243	
September	305	267	
October	307	449	
November	315	520	
December	364	584	
January	429	585	
February	513	627	
March	661	649	
April	661	650	
May	661	650	
June	661	650	

#### QUANTITY METRICS (rolling 12 month period)

	Contract Quantity	Contract Base Number	Contract *	Area Team	Region	England
% of all assessments that were assess and fit appliances (case starts)	31	91	34.1%	62.4%	62.0%	60.4%
% of all assessments that were assess and refuse	12	91	13.2%	9.9%	10.5%	11.4%
% of all assessments that were assess and review	48	91	52.7%	27.7%	27.5%	28.3%
% of case starts with a reported IOTN of 3 and Aesthetic Component of 5 or below	1	31	3.2%	0.2%	0.2%	0.1%
% of case starts with a reported IOTN of 3 and Aesthetic Component of 6 or above	1	31	3.2%	3.7%	3.4%	4.0%
% of case starts with a reported IOTN of 4	24	31	77.4%	75.9%	77.8%	77.8%
% of case starts with a reported IOTN of 5	5	31	16.1%	19.5%	17.2%	16.7%
% of concluded courses in receipt of dual-arch fixed appliances	15	22	68.2%	82.5%	73.7%	74.3%
% of concluded courses where treatment was abandoned or discontinued	5	22	22.7%	5.6%	5.5%	6.9%
% of patients satisfied with the treatment they have received	3	3	100.0%	97.3%	96.1%	95.7%

\* Figures in italics indicate that the base number is less than 100.

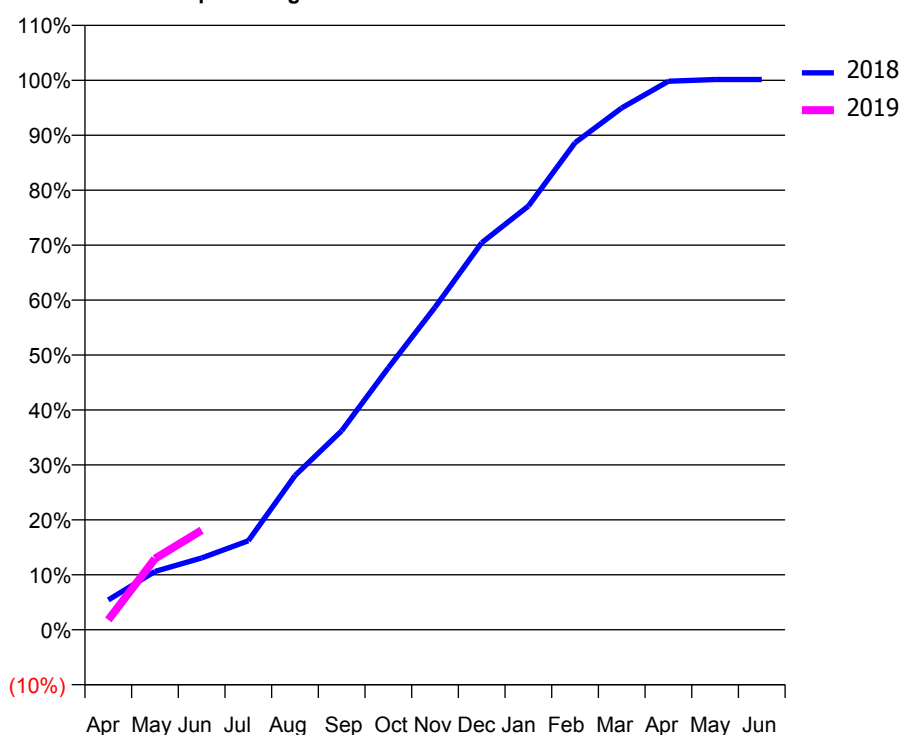
### Q66 - Vital Signs Orthodontic At a Glance Contract Report for 135402/0001 - June 2018

Name or company name	River Practice Limited	18/19 Contracted general activity (UDA)	0
Contract type name	PDS Contract	Carry forward general activity (UDA)	0
Purpose of contract	Orthodontic	18/19 Contracted orthodontic activity (UOA)	7,000
Contract start date	01/04/2010	Carry forward orthodontic activity (UOA)	0
Contract end date	31/03/2019	Baseline contract value	£453,682.80

ACCESS	Contract	England and Wales
24 month ratio of assessments to patient IDs	1.04	1.09

ACTIVITY	Contract
Contract assess and fit appliances (case starts) as a percentage of Area Team case starts	6.4 %

Cumulative percentage of contracted UOA delivered 2018 & 2019



Month	Adjusted Scheduled Activity (UOA)		
	2017	2018	2019
April	-216	380	127
May	74	744	906
June	167	915	1,268
July	474	1,134	
August	1,205	1,964	
September	1,736	2,536	
October	2,486	3,338	
November	3,345	4,108	
December	4,636	4,931	
January	5,374	5,397	
February	5,991	6,205	
March	6,951	6,648	
April	6,977	6,988	
May	6,977	7,009	
June	6,978	7,010	

#### QUANTITY METRICS (rolling 12 month period)

	Contract Quantity	Contract Base Number	Contract *	Area Team	Region	England
% of all assessments that were assess and fit appliances (case starts)	348	461	75.5%	62.4%	62.0%	60.4%
% of all assessments that were assess and refuse	80	461	17.4%	9.9%	10.5%	11.4%
% of all assessments that were assess and review	33	461	7.2%	27.7%	27.5%	28.3%
% of case starts with a reported IOTN of 3 and Aesthetic Component of 5 or below	5	348	1.4%	0.2%	0.2%	0.1%
% of case starts with a reported IOTN of 3 and Aesthetic Component of 6 or above	0	348	N/A	3.7%	3.4%	4.0%
% of case starts with a reported IOTN of 4	282	348	81.0%	75.9%	77.8%	77.8%
% of case starts with a reported IOTN of 5	56	348	16.1%	19.5%	17.2%	16.7 %
% of concluded courses in receipt of dual-arch fixed appliances	120	246	48.8%	82.5%	73.7%	74.3%
% of concluded courses where treatment was abandoned or discontinued	11	246	4.5%	5.6%	5.5%	6.9%
% of patients satisfied with the treatment they have received	18	18	100.0%	97.3%	96.1%	95.7%

\* Figures in italics indicate that the base number is less than 100.

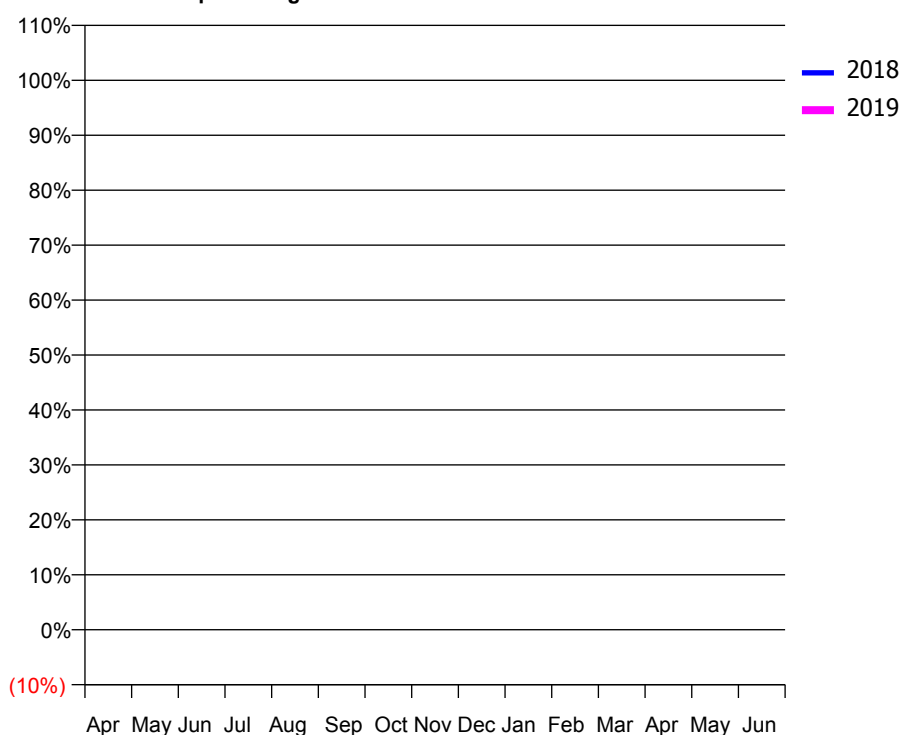
### Q66 - Vital Signs Orthodontic At a Glance Contract Report for 136212/0001 - June 2018

Name or company name	PCH Dental CIC	18/19 Contracted general activity (UDA)	46,000
Contract type name	PDS Contract	Carry forward general activity (UDA)	0
Purpose of contract	General	18/19 Contracted orthodontic activity (UOA)	0
Contract start date	01/04/2013	Carry forward orthodontic activity (UOA)	0
Contract end date	31/03/2019	Baseline contract value	£6,642,031.25

ACCESS	Contract	England and Wales
24 month ratio of assessments to patient IDs	1.03	1.09

ACTIVITY	Contract
Contract assess and fit appliances (case starts) as a percentage of Area Team case starts	3.3 %

Cumulative percentage of contracted UOA delivered 2018 & 2019



Month	Adjusted Scheduled Activity (UOA)		
	2017	2018	2019
April	128	342	45
May	340	864	213
June	573	1,070	403
July	1,079	1,529	
August	1,332	2,147	
September	1,507	2,682	
October	1,913	3,105	
November	2,166	3,603	
December	2,553	4,056	
January	3,071	4,422	
February	3,494	4,422	
March	3,863	4,422	
April	4,168	4,485	
May	4,210	4,507	
June	4,214	4,509	

#### QUANTITY METRICS (rolling 12 month period)

	Contract Quantity	Contract Base Number	Contract *	Area Team	Region	England
% of all assessments that were assess and fit appliances (case starts)	181	279	64.9%	62.4%	62.0%	60.4%
% of all assessments that were assess and refuse	63	279	22.6%	9.9%	10.5%	11.4%
% of all assessments that were assess and review	35	279	12.5%	27.7%	27.5%	28.3%
% of case starts with a reported IOTN of 3 and Aesthetic Component of 5 or below	0	181	N/A	0.2%	0.2%	0.1%
% of case starts with a reported IOTN of 3 and Aesthetic Component of 6 or above	5	181	2.8%	3.7%	3.4%	4.0%
% of case starts with a reported IOTN of 4	160	181	88.4%	75.9%	77.8%	77.8%
% of case starts with a reported IOTN of 5	16	181	8.8%	19.5%	17.2%	16.7 %
% of concluded courses in receipt of dual-arch fixed appliances	45	117	38.5%	82.5%	73.7%	74.3%
% of concluded courses where treatment was abandoned or discontinued	15	117	12.8%	5.6%	5.5%	6.9%
% of patients satisfied with the treatment they have received	5	7	71.4%	97.3%	96.1%	95.7%

\* Figures in italics indicate that the base number is less than 100.

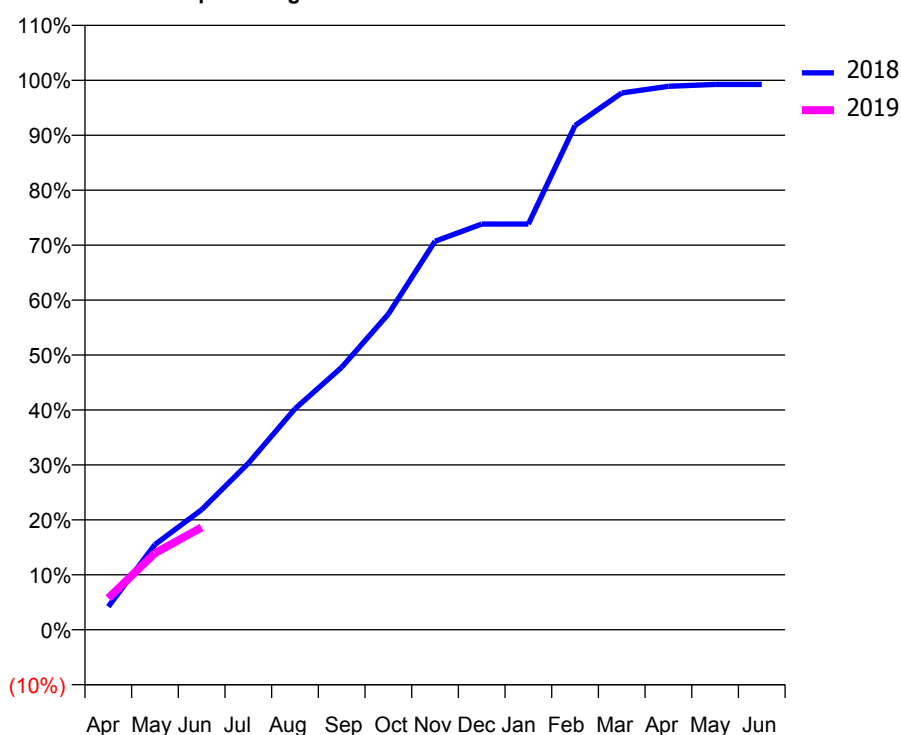
### Q66 - Vital Signs Orthodontic At a Glance Contract Report for 139173/0001 - June 2018

Name or company name	North Devon Orthodontic Centre Limited	18/19 Contracted general activity (UDA)	0
Contract type name	PDS Contract	Carry forward general activity (UDA)	0
Purpose of contract	Orthodontic	18/19 Contracted orthodontic activity (UOA)	12,111
Contract start date	01/05/2009	Carry forward orthodontic activity (UOA)	0
Contract end date	31/03/2019	Baseline contract value	£794,398.92

ACCESS	Contract	England and Wales
24 month ratio of assessments to patient IDs	1.02	1.09

ACTIVITY	Contract
Contract assess and fit appliances (case starts) as a percentage of Area Team case starts	10.2 %

Cumulative percentage of contracted UOA delivered 2018 & 2019



Month	Adjusted Scheduled Activity (UOA)		
	2017	2018	2019
April	570	509	698
May	1,846	1,878	1,690
June	2,653	2,647	2,257
July	3,714	3,670	
August	4,932	4,871	
September	6,125	5,784	
October	7,173	6,958	
November	8,499	8,562	
December	9,418	8,941	
January	10,318	8,941	
February	11,048	11,115	
March	12,149	11,831	
April	12,213	11,978	
May	12,213	12,020	
June	12,213	12,020	

#### QUANTITY METRICS (rolling 12 month period)

	Contract Quantity	Contract Base Number	Contract *	Area Team	Region	England
% of all assessments that were assess and fit appliances (case starts)	556	624	89.1%	62.4%	62.0%	60.4%
% of all assessments that were assess and refuse	19	624	3.0%	9.9%	10.5%	11.4%
% of all assessments that were assess and review	49	624	7.9%	27.7%	27.5%	28.3%
% of case starts with a reported IOTN of 3 and Aesthetic Component of 5 or below	0	556	N/A	0.2%	0.2%	0.1%
% of case starts with a reported IOTN of 3 and Aesthetic Component of 6 or above	20	556	3.6%	3.7%	3.4%	4.0%
% of case starts with a reported IOTN of 4	429	556	77.2%	75.9%	77.8%	77.8%
% of case starts with a reported IOTN of 5	102	556	18.3%	19.5%	17.2%	16.7 %
% of concluded courses in receipt of dual-arch fixed appliances	408	458	89.1%	82.5%	73.7%	74.3%
% of concluded courses where treatment was abandoned or discontinued	42	458	9.2%	5.6%	5.5%	6.9%
% of patients satisfied with the treatment they have received	14	15	93.3%	97.3%	96.1%	95.7%

\* Figures in italics indicate that the base number is less than 100.

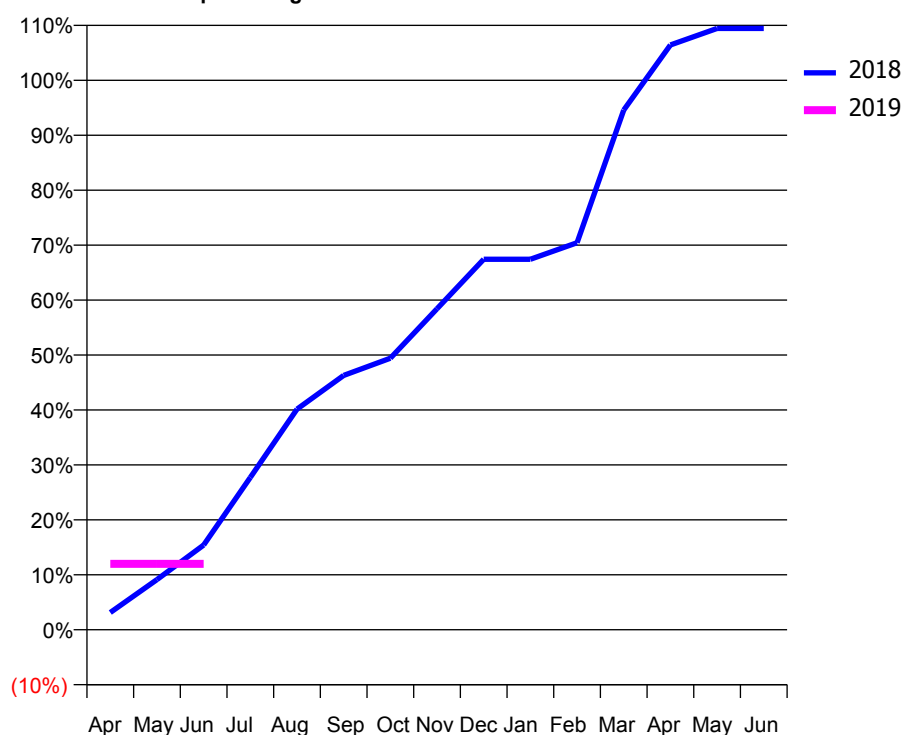
### Q66 - Vital Signs Orthodontic At a Glance Contract Report for 141461/0001 - June 2018

Name or company name	Queen Annes Dental Practice Limited	18/19 Contracted general activity (UDA)	14,575
Contract type name	GDS Contract	Carry forward general activity (UDA)	0
Purpose of contract	General and Orthodontic	18/19 Contracted orthodontic activity (UOA)	700
Contract start date	01/10/2007	Carry forward orthodontic activity (UOA)	0
Contract end date		Baseline contract value	£442,350.76

ACCESS	Contract	England and Wales
24 month ratio of assessments to patient IDs	1.18	1.09

ACTIVITY	Contract
Contract assess and fit appliances (case starts) as a percentage of Area Team case starts	0.7 %

Cumulative percentage of contracted UOA delivered 2018 & 2019



Month	Adjusted Scheduled Activity (UOA)		
	2017	2018	2019
April	1	22	84
May	9	64	84
June	19	108	84
July	158	194	
August	224	281	
September	320	324	
October	517	346	
November	548	409	
December	620	472	
January	687	472	
February	775	493	
March	777	662	
April	778	745	
May	778	766	
June	778	766	

#### QUANTITY METRICS (rolling 12 month period)

	Contract Quantity	Contract Base Number	Contract *	Area Team	Region	England
% of all assessments that were assess and fit appliances (case starts)	39	50	78.0%	62.4%	62.0%	60.4%
% of all assessments that were assess and refuse	2	50	4.0%	9.9%	10.5%	11.4%
% of all assessments that were assess and review	9	50	18.0%	27.7%	27.5%	28.3%
% of case starts with a reported IOTN of 3 and Aesthetic Component of 5 or below	0	39	N/A	0.2%	0.2%	0.1%
% of case starts with a reported IOTN of 3 and Aesthetic Component of 6 or above	0	39	N/A	3.7%	3.4%	4.0%
% of case starts with a reported IOTN of 4	36	39	92.3%	75.9%	77.8%	77.8%
% of case starts with a reported IOTN of 5	3	39	7.7%	19.5%	17.2%	16.7 %
% of concluded courses in receipt of dual-arch fixed appliances	23	33	69.7%	82.5%	73.7%	74.3%
% of concluded courses where treatment was abandoned or discontinued	0	33	0.0%	5.6%	5.5%	6.9%
% of patients satisfied with the treatment they have received	0	0	N/A	97.3%	96.1%	95.7%

\* Figures in italics indicate that the base number is less than 100.

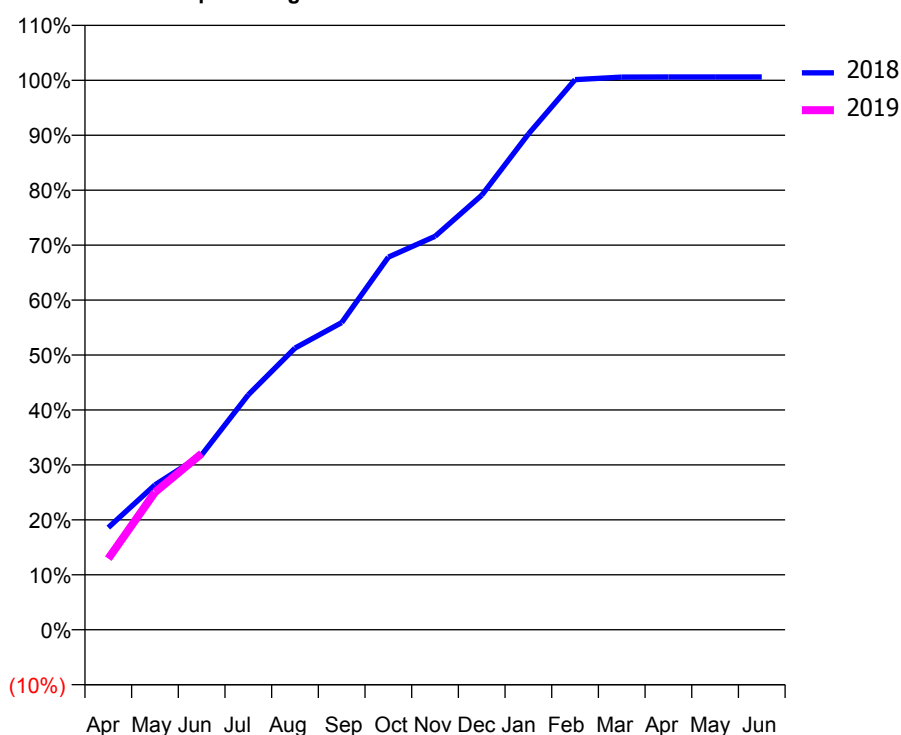
### Q66 - Vital Signs Orthodontic At a Glance Contract Report for 163651/0001 - June 2018

Name or company name	Plymouth Orthodontics Ltd	18/19 Contracted general activity (UDA)	0
Contract type name	PDS Contract	Carry forward general activity (UDA)	0
Purpose of contract	Orthodontic	18/19 Contracted orthodontic activity (UOA)	2,485
Contract start date	01/04/2008	Carry forward orthodontic activity (UOA)	0
Contract end date	31/03/2019	Baseline contract value	£162,970.86

ACCESS	Contract	England and Wales
24 month ratio of assessments to patient IDs	1.01	1.09

ACTIVITY	Contract
Contract assess and fit appliances (case starts) as a percentage of Area Team case starts	2.0 %

Cumulative percentage of contracted UOA delivered 2018 & 2019



Month	Adjusted Scheduled Activity (UOA)		
	2017	2018	2019
April	424	462	322
May	599	655	622
June	756	791	797
July	953	1,063	
August	1,045	1,274	
September	1,222	1,389	
October	1,615	1,685	
November	1,871	1,779	
December	2,081	1,965	
January	2,228	2,242	
February	2,438	2,488	
March	2,502	2,499	
April	2,502	2,500	
May	2,502	2,500	
June	2,502	2,500	

#### QUANTITY METRICS (rolling 12 month period)

	Contract Quantity	Contract Base Number	Contract *	Area Team	Region	England
% of all assessments that were assess and fit appliances (case starts)	111	285	38.9%	62.4%	62.0%	60.4%
% of all assessments that were assess and refuse	30	285	10.5%	9.9%	10.5%	11.4%
% of all assessments that were assess and review	144	285	50.5%	27.7%	27.5%	28.3%
% of case starts with a reported IOTN of 3 and Aesthetic Component of 5 or below	0	111	N/A	0.2%	0.2%	0.1%
% of case starts with a reported IOTN of 3 and Aesthetic Component of 6 or above	1	111	0.9%	3.7%	3.4%	4.0%
% of case starts with a reported IOTN of 4	91	111	82.0%	75.9%	77.8%	77.8%
% of case starts with a reported IOTN of 5	19	111	17.1%	19.5%	17.2%	16.7 %
% of concluded courses in receipt of dual-arch fixed appliances	59	64	92.2%	82.5%	73.7%	74.3%
% of concluded courses where treatment was abandoned or discontinued	3	64	4.7%	5.6%	5.5%	6.9%
% of patients satisfied with the treatment they have received	2	3	66.7%	97.3%	96.1%	95.7%

\* Figures in italics indicate that the base number is less than 100.



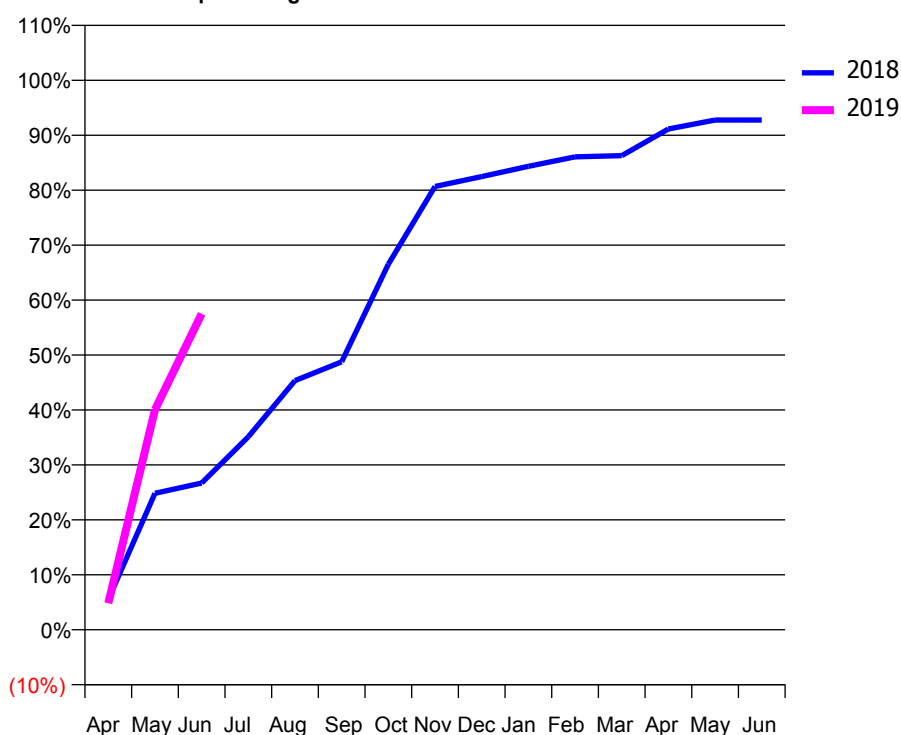
### Q66 - Vital Signs Orthodontic At a Glance Contract Report for 167827/0002 - June 2018

Name or company name	Tully Crine LTD	18/19 Contracted general activity (UDA)	0
Contract type name	PDS Contract	Carry forward general activity (UDA)	0
Purpose of contract	Orthodontic	18/19 Contracted orthodontic activity (UOA)	1,341
Contract start date	01/07/2011	Carry forward orthodontic activity (UOA)	0
Contract end date	31/03/2019	Baseline contract value	£87,945.03

ACCESS	Contract	England and Wales
24 month ratio of assessments to patient IDs	1.14	1.09

ACTIVITY	Contract
Contract assess and fit appliances (case starts) as a percentage of Area Team case starts	1.5 %

Cumulative percentage of contracted UOA delivered 2018 & 2019



Month	Adjusted Scheduled Activity (UOA)		
	2017	2018	2019
April	143	74	65
May	342	333	537
June	430	358	771
July	695	471	
August	916	608	
September	963	654	
October	990	892	
November	1,079	1,082	
December	1,184	1,106	
January	1,210	1,131	
February	1,231	1,154	
March	1,255	1,157	
April	1,276	1,222	
May	1,318	1,244	
June	1,330	1,244	

#### QUANTITY METRICS (rolling 12 month period)

	Contract Quantity	Contract Base Number	Contract *	Area Team	Region	England
% of all assessments that were assess and fit appliances (case starts)	80	142	56.3%	62.4%	62.0%	60.4%
% of all assessments that were assess and refuse	32	142	22.5%	9.9%	10.5%	11.4%
% of all assessments that were assess and review	30	142	21.1%	27.7%	27.5%	28.3%
% of case starts with a reported IOTN of 3 and Aesthetic Component of 5 or below	0	80	<i>N/A</i>	0.2%	0.2%	0.1%
% of case starts with a reported IOTN of 3 and Aesthetic Component of 6 or above	3	80	3.8%	3.7%	3.4%	4.0%
% of case starts with a reported IOTN of 4	70	80	87.5%	75.9%	77.8%	77.8%
% of case starts with a reported IOTN of 5	6	80	7.5%	19.5%	17.2%	16.7 %
% of concluded courses in receipt of dual-arch fixed appliances	24	61	39.3%	82.5%	73.7%	74.3%
% of concluded courses where treatment was abandoned or discontinued	1	61	1.6%	5.6%	5.5%	6.9%
% of patients satisfied with the treatment they have received	1	1	100.0%	97.3%	96.1%	95.7%

\* Figures in italics indicate that the base number is less than 100.

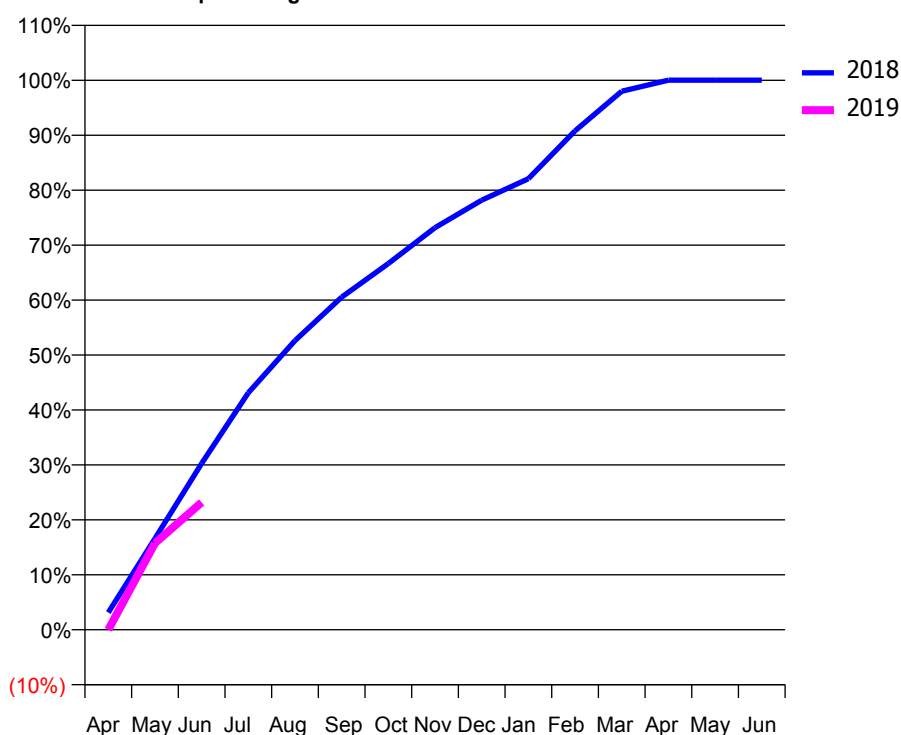
### Q66 - Vital Signs Orthodontic At a Glance Contract Report for 172685/0001 - June 2018

Name or company name	Devon Square Orthodontics Ltd	18/19 Contracted general activity (UDA)	0
Contract type name	PDS Contract	Carry forward general activity (UDA)	0
Purpose of contract	Orthodontic	18/19 Contracted orthodontic activity (UOA)	17,980
Contract start date	01/12/2013	Carry forward orthodontic activity (UOA)	0
Contract end date	31/03/2019	Baseline contract value	£1,157,482.28

ACCESS	Contract	England and Wales
24 month ratio of assessments to patient IDs	1.05	1.09

ACTIVITY	Contract
Contract assess and fit appliances (case starts) as a percentage of Area Team case starts	14.6 %

Cumulative percentage of contracted UOA delivered 2018 & 2019



Month	Adjusted Scheduled Activity (UOA)		
	2017	2018	2019
April	997	567	0
May	2,827	2,985	2,835
June	4,823	5,445	4,168
July	6,651	7,755	
August	8,488	9,463	
September	10,665	10,885	
October	12,289	11,985	
November	14,167	13,159	
December	15,548	14,055	
January	17,047	14,760	
February	17,672	16,326	
March	17,990	17,620	
April	17,990	17,981	
May	17,990	17,982	
June	17,990	17,982	

#### QUANTITY METRICS (rolling 12 month period)

	Contract Quantity	Contract Base Number	Contract *	Area Team	Region	England
% of all assessments that were assess and fit appliances (case starts)	791	1,286	61.5%	62.4%	62.0%	60.4%
% of all assessments that were assess and refuse	81	1,286	6.3%	9.9%	10.5%	11.4%
% of all assessments that were assess and review	414	1,286	32.2%	27.7%	27.5%	28.3%
% of case starts with a reported IOTN of 3 and Aesthetic Component of 5 or below	0	791	N/A	0.2%	0.2%	0.1%
% of case starts with a reported IOTN of 3 and Aesthetic Component of 6 or above	26	791	3.3%	3.7%	3.4%	4.0%
% of case starts with a reported IOTN of 4	600	791	75.9%	75.9%	77.8%	77.8%
% of case starts with a reported IOTN of 5	154	791	19.5%	19.5%	17.2%	16.7 %
% of concluded courses in receipt of dual-arch fixed appliances	972	1,019	95.4%	82.5%	73.7%	74.3%
% of concluded courses where treatment was abandoned or discontinued	25	1,019	2.5%	5.6%	5.5%	6.9%
% of patients satisfied with the treatment they have received	32	32	100.0%	97.3%	96.1%	95.7%

\* Figures in italics indicate that the base number is less than 100.

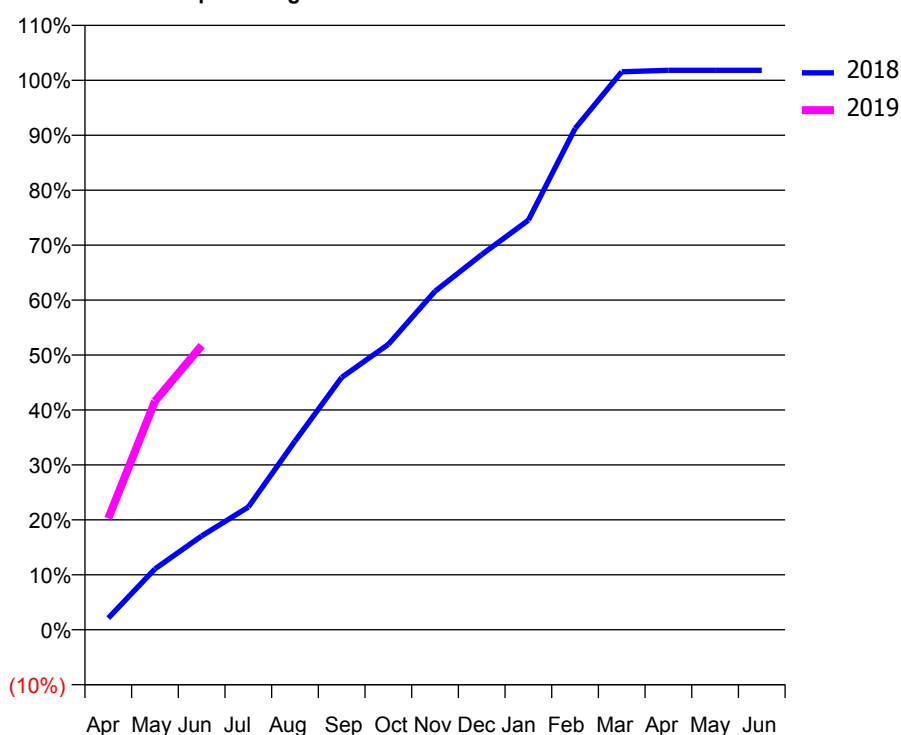
### Q66 - Vital Signs Orthodontic At a Glance Contract Report for 175064/0002 - June 2018

Name or company name	Milehouse Dental Care Ltd	18/19 Contracted general activity (UDA)	0
Contract type name	GDS Contract	Carry forward general activity (UDA)	0
Purpose of contract	Orthodontic	18/19 Contracted orthodontic activity (UOA)	1,500
Contract start date	01/09/2012	Carry forward orthodontic activity (UOA)	0
Contract end date		Baseline contract value	£98,373.42

ACCESS	Contract	England and Wales
24 month ratio of assessments to patient IDs	1.20	1.09

ACTIVITY	Contract
Contract assess and fit appliances (case starts) as a percentage of Area Team case starts	1.7 %

Cumulative percentage of contracted UOA delivered 2018 & 2019



Month	Adjusted Scheduled Activity (UOA)		
	2017	2018	2019
April	28	32	304
May	118	166	624
June	146	256	776
July	148	335	
August	443	515	
September	689	689	
October	715	779	
November	892	924	
December	1,045	1,024	
January	1,245	1,118	
February	1,379	1,368	
March	1,472	1,523	
April	1,483	1,527	
May	1,483	1,527	
June	1,483	1,527	

#### QUANTITY METRICS (rolling 12 month period)

	Contract Quantity	Contract Base Number	Contract *	Area Team	Region	England
% of all assessments that were assess and fit appliances (case starts)	92	224	41.1%	62.4%	62.0%	60.4%
% of all assessments that were assess and refuse	8	224	3.6%	9.9%	10.5%	11.4%
% of all assessments that were assess and review	124	224	55.4%	27.7%	27.5%	28.3%
% of case starts with a reported IOTN of 3 and Aesthetic Component of 5 or below	0	92	<i>N/A</i>	0.2%	0.2%	0.1%
% of case starts with a reported IOTN of 3 and Aesthetic Component of 6 or above	0	92	<i>N/A</i>	3.7%	3.4%	4.0%
% of case starts with a reported IOTN of 4	92	92	100.0%	75.9%	77.8%	77.8%
% of case starts with a reported IOTN of 5	0	92	<i>N/A</i>	19.5%	17.2%	16.7 %
% of concluded courses in receipt of dual-arch fixed appliances	0	39	<i>N/A</i>	82.5%	73.7%	74.3%
% of concluded courses where treatment was abandoned or discontinued	3	39	7.7%	5.6%	5.5%	6.9%
% of patients satisfied with the treatment they have received	5	5	100.0%	97.3%	96.1%	95.7%

\* Figures in italics indicate that the base number is less than 100.

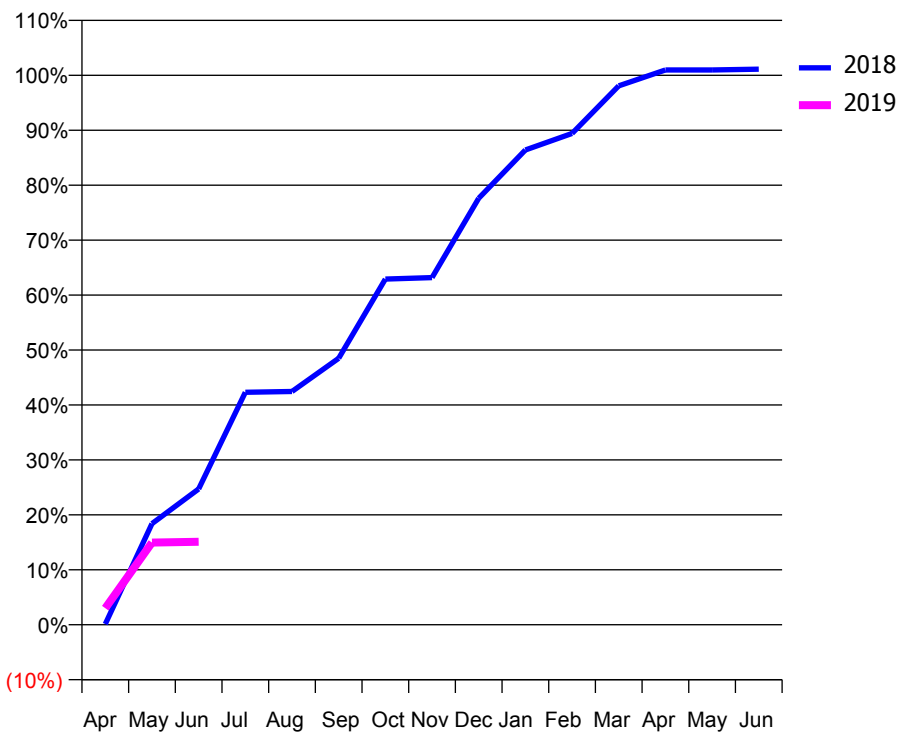
### Q66 - Vital Signs Orthodontic At a Glance Contract Report for 177091/0002 - June 2018

Name or company name	Highland Dental Care Ltd	18/19 Contracted general activity (UDA)	0
Contract type name	GDS Contract	Carry forward general activity (UDA)	0
Purpose of contract	Orthodontic	18/19 Contracted orthodontic activity (UOA)	728
Contract start date	01/08/2007	Carry forward orthodontic activity (UOA)	0
Contract end date		Baseline contract value	£47,743.90

ACCESS	Contract	England and Wales
24 month ratio of assessments to patient IDs	1.05	1.09

ACTIVITY	Contract
Contract assess and fit appliances (case starts) as a percentage of Area Team case starts	0.6 %

Cumulative percentage of contracted UOA delivered 2018 & 2019



Month	Adjusted Scheduled Activity (UOA)		
	2017	2018	2019
April	33	1	22
May	188	134	109
June	254	180	110
July	410	308	
August	432	309	
September	542	353	
October	565	458	
November	608	460	
December	612	565	
January	633	629	
February	654	651	
March	677	714	
April	762	735	
May	763	735	
June	763	736	

#### QUANTITY METRICS (rolling 12 month period)

	Contract Quantity	Contract Base Number	Contract *	Area Team	Region	England
% of all assessments that were assess and fit appliances (case starts)	31	52	59.6%	62.4%	62.0%	60.4%
% of all assessments that were assess and refuse	7	52	13.5%	9.9%	10.5%	11.4%
% of all assessments that were assess and review	14	52	26.9%	27.7%	27.5%	28.3%
% of case starts with a reported IOTN of 3 and Aesthetic Component of 5 or below	0	31	N/A	0.2%	0.2%	0.1%
% of case starts with a reported IOTN of 3 and Aesthetic Component of 6 or above	0	31	N/A	3.7%	3.4%	4.0%
% of case starts with a reported IOTN of 4	28	31	90.3%	75.9%	77.8%	77.8%
% of case starts with a reported IOTN of 5	3	31	9.7%	19.5%	17.2%	16.7%
% of concluded courses in receipt of dual-arch fixed appliances	1	10	10.0%	82.5%	73.7%	74.3%
% of concluded courses where treatment was abandoned or discontinued	2	10	20.0%	5.6%	5.5%	6.9%
% of patients satisfied with the treatment they have received	2	2	100.0%	97.3%	96.1%	95.7%

\* Figures in italics indicate that the base number is less than 100.

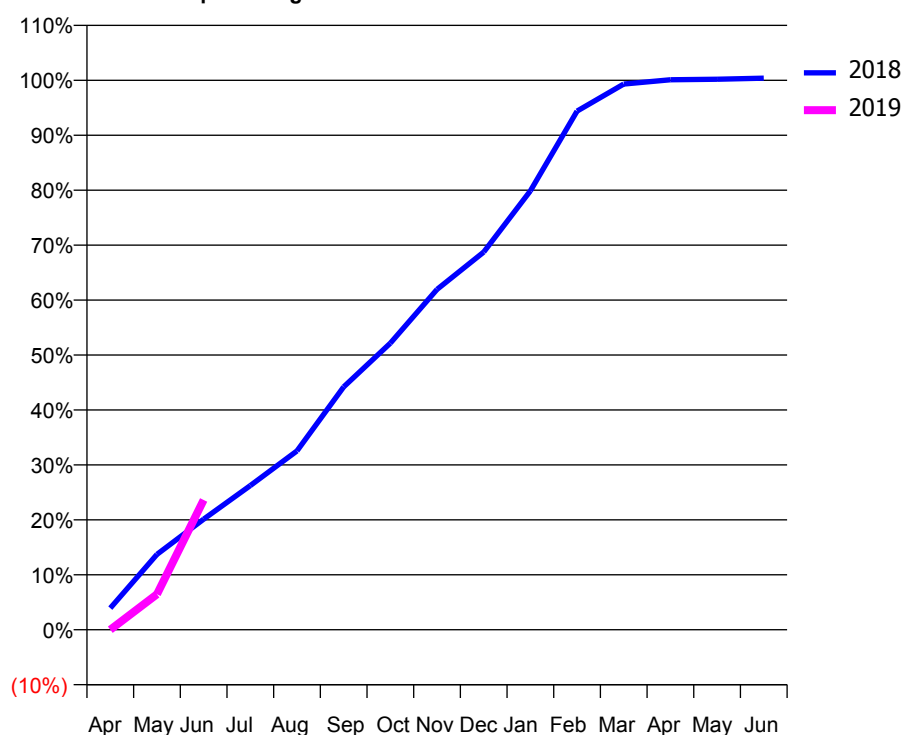
### Q66 - Vital Signs Orthodontic At a Glance Contract Report for 199834/0001 - June 2018

Name or company name	The Crescent Specialist Dental Centre	18/19 Contracted general activity (UDA)	0
Contract type name	PDS Contract	Carry forward general activity (UDA)	0
Purpose of contract	Orthodontic	18/19 Contracted orthodontic activity (UOA)	23,062
Contract start date	01/04/2008	Carry forward orthodontic activity (UOA)	0
Contract end date	31/03/2019	Baseline contract value	£1,545,751.67

ACCESS	Contract	England and Wales
24 month ratio of assessments to patient IDs	1.11	1.09

ACTIVITY	Contract
Contract assess and fit appliances (case starts) as a percentage of Area Team case starts	20.8 %

Cumulative percentage of contracted UOA delivered 2018 & 2019



Month	Adjusted Scheduled Activity (UOA)		
	2017	2018	2019
April	1,122	908	0
May	3,656	3,165	1,494
June	5,169	4,644	5,446
July	7,511	6,052	
August	9,956	7,509	
September	11,993	10,194	
October	13,683	12,032	
November	14,679	14,283	
December	16,187	15,850	
January	17,388	18,423	
February	19,852	21,766	
March	22,750	22,906	
April	22,845	23,080	
May	22,908	23,106	
June	22,929	23,152	

#### QUANTITY METRICS (rolling 12 month period)

	Contract Quantity	Contract Base Number	Contract *	Area Team	Region	England
% of all assessments that were assess and fit appliances (case starts)	1,130	1,828	61.8%	62.4%	62.0%	60.4%
% of all assessments that were assess and refuse	213	1,828	11.7%	9.9%	10.5%	11.4%
% of all assessments that were assess and review	485	1,828	26.5%	27.7%	27.5%	28.3%
% of case starts with a reported IOTN of 3 and Aesthetic Component of 5 or below	1	1,130	0.1%	0.2%	0.2%	0.1%
% of case starts with a reported IOTN of 3 and Aesthetic Component of 6 or above	81	1,130	7.2%	3.7%	3.4%	4.0%
% of case starts with a reported IOTN of 4	748	1,130	66.2%	75.9%	77.8%	77.8%
% of case starts with a reported IOTN of 5	295	1,130	26.1%	19.5%	17.2%	16.7 %
% of concluded courses in receipt of dual-arch fixed appliances	891	982	90.7%	82.5%	73.7%	74.3%
% of concluded courses where treatment was abandoned or discontinued	60	982	6.1%	5.6%	5.5%	6.9%
% of patients satisfied with the treatment they have received	32	32	100.0%	97.3%	96.1%	95.7%

\* Figures in italics indicate that the base number is less than 100.

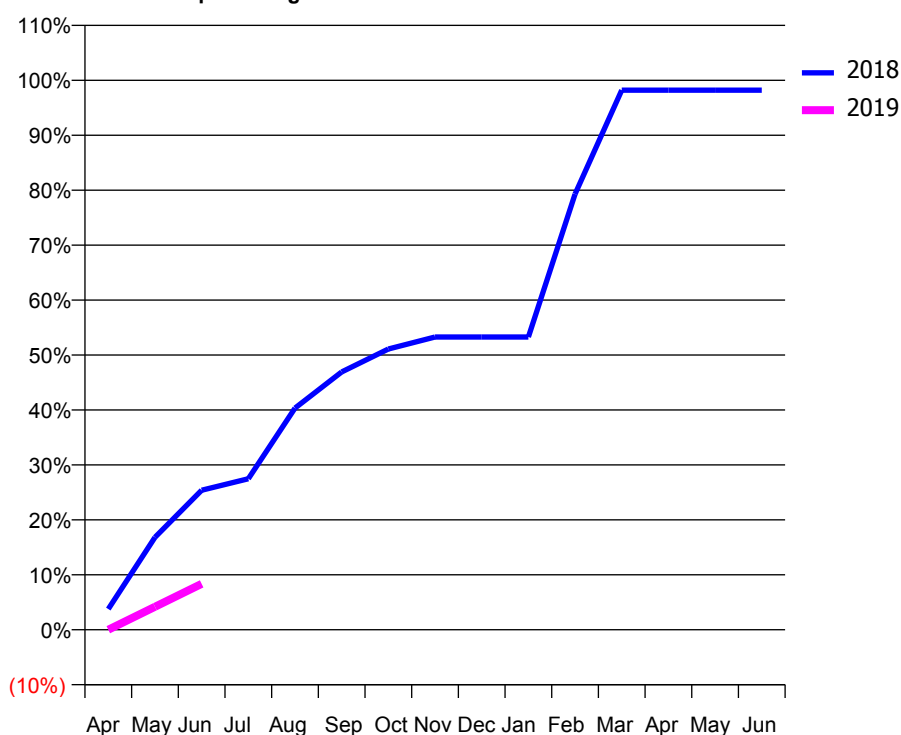
### Q66 - Vital Signs Orthodontic At a Glance Contract Report for 229342/0001 - June 2018

Name or company name	MR IJ MILLS	18/19 Contracted general activity (UDA)	17,382
Contract type name	GDS Contract	Carry forward general activity (UDA)	0
Purpose of contract	General and Orthodontic	18/19 Contracted orthodontic activity (UOA)	1,004
Contract start date	01/04/2006	Carry forward orthodontic activity (UOA)	0
Contract end date		Baseline contract value	£790,275.77

ACCESS	Contract	England and Wales
24 month ratio of assessments to patient IDs	1.07	1.09

ACTIVITY	Contract
Contract assess and fit appliances (case starts) as a percentage of Area Team case starts	0.7 %

Cumulative percentage of contracted UOA delivered 2018 & 2019



Month	Adjusted Scheduled Activity (UOA)		
	2017	2018	2019
April	45	38	0
May	111	169	42
June	155	255	84
July	221	276	
August	349	405	
September	391	471	
October	417	513	
November	505	535	
December	572	535	
January	698	535	
February	890	796	
March	997	986	
April	997	986	
May	997	986	
June	997	986	

#### QUANTITY METRICS (rolling 12 month period)

	Contract Quantity	Contract Base Number	Contract *	Area Team	Region	England
% of all assessments that were assess and fit appliances (case starts)	39	57	68.4%	62.4%	62.0%	60.4%
% of all assessments that were assess and refuse	0	57	0.0%	9.9%	10.5%	11.4%
% of all assessments that were assess and review	18	57	31.6%	27.7%	27.5%	28.3%
% of case starts with a reported IOTN of 3 and Aesthetic Component of 5 or below	0	39	N/A	0.2%	0.2%	0.1%
% of case starts with a reported IOTN of 3 and Aesthetic Component of 6 or above	1	39	2.6%	3.7%	3.4%	4.0%
% of case starts with a reported IOTN of 4	34	39	87.2%	75.9%	77.8%	77.8%
% of case starts with a reported IOTN of 5	4	39	10.3%	19.5%	17.2%	16.7 %
% of concluded courses in receipt of dual-arch fixed appliances	11	18	61.1%	82.5%	73.7%	74.3%
% of concluded courses where treatment was abandoned or discontinued	1	18	5.6%	5.6%	5.5%	6.9%
% of patients satisfied with the treatment they have received	6	6	100.0%	97.3%	96.1%	95.7%

\* Figures in italics indicate that the base number is less than 100.

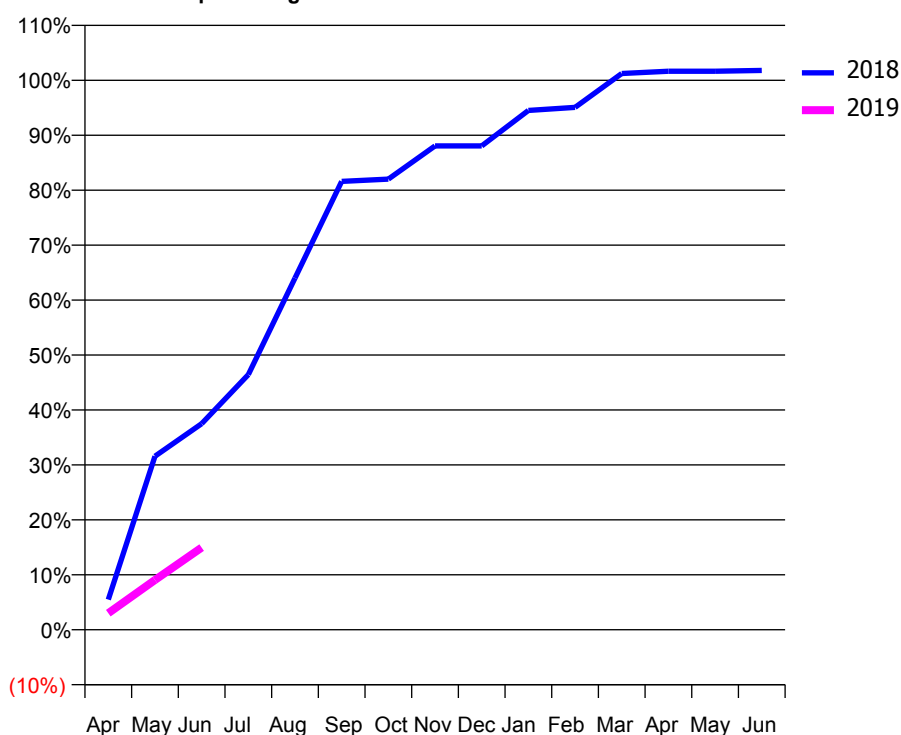
### Q66 - Vital Signs Orthodontic At a Glance Contract Report for 324205/0001 - June 2018

Name or company name	MR DK BURGESS	18/19 Contracted general activity (UDA)	2,137
Contract type name	GDS Contract	Carry forward general activity (UDA)	0
Purpose of contract	General and Orthodontic	18/19 Contracted orthodontic activity (UOA)	728
Contract start date	01/04/2006	Carry forward orthodontic activity (UOA)	0
Contract end date		Baseline contract value	£104,850.36

ACCESS	Contract	England and Wales
24 month ratio of assessments to patient IDs	1.02	1.09

ACTIVITY	Contract
Contract assess and fit appliances (case starts) as a percentage of Area Team case starts	0.5 %

Cumulative percentage of contracted UOA delivered 2018 & 2019



Month	Adjusted Scheduled Activity (UOA)		
	2017	2018	2019
April	21	40	22
May	23	230	66
June	48	273	109
July	281	338	
August	345	466	
September	345	594	
October	409	597	
November	473	641	
December	494	641	
January	497	688	
February	524	692	
March	700	737	
April	722	740	
May	723	740	
June	723	741	

#### QUANTITY METRICS (rolling 12 month period)

	Contract Quantity	Contract Base Number	Contract *	Area Team	Region	England
% of all assessments that were assess and fit appliances (case starts)	28	55	50.9%	62.4%	62.0%	60.4%
% of all assessments that were assess and refuse	24	55	43.6%	9.9%	10.5%	11.4%
% of all assessments that were assess and review	3	55	5.5%	27.7%	27.5%	28.3%
% of case starts with a reported IOTN of 3 and Aesthetic Component of 5 or below	1	28	3.6%	0.2%	0.2%	0.1%
% of case starts with a reported IOTN of 3 and Aesthetic Component of 6 or above	2	28	7.1%	3.7%	3.4%	4.0%
% of case starts with a reported IOTN of 4	21	28	75.0%	75.9%	77.8%	77.8%
% of case starts with a reported IOTN of 5	4	28	14.3%	19.5%	17.2%	16.7%
% of concluded courses in receipt of dual-arch fixed appliances	15	25	60.0%	82.5%	73.7%	74.3%
% of concluded courses where treatment was abandoned or discontinued	0	25	0.0%	5.6%	5.5%	6.9%
% of patients satisfied with the treatment they have received	0	0	N/A	97.3%	96.1%	95.7%

\* Figures in italics indicate that the base number is less than 100.

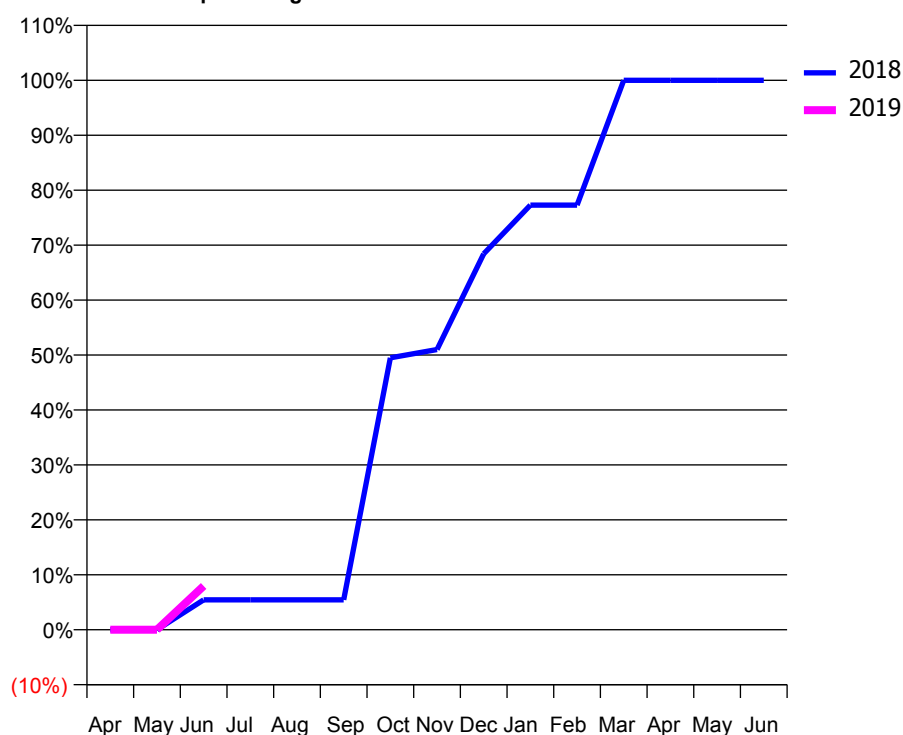
### Q66 - Vital Signs Orthodontic At a Glance Contract Report for 332941/0001 - June 2018

Name or company name	MR JF STEYN	18/19 Contracted general activity (UDA)	0
Contract type name	PDS Contract	Carry forward general activity (UDA)	0
Purpose of contract	Orthodontic	18/19 Contracted orthodontic activity (UOA)	4,297
Contract start date	01/04/2006	Carry forward orthodontic activity (UOA)	0
Contract end date	31/03/2019	Baseline contract value	£287,629.32

ACCESS	Contract	England and Wales
24 month ratio of assessments to patient IDs	1.07	1.09

ACTIVITY	Contract
Contract assess and fit appliances (case starts) as a percentage of Area Team case starts	3.8 %

Cumulative percentage of contracted UOA delivered 2018 & 2019



Month	Adjusted Scheduled Activity (UOA)		
	2017	2018	2019
April	0	0	0
May	0	0	0
June	214	234	343
July	806	234	
August	1,356	234	
September	1,823	234	
October	2,356	2,127	
November	2,356	2,191	
December	2,356	2,940	
January	3,478	3,321	
February	3,478	3,321	
March	4,298	4,297	
April	4,298	4,297	
May	4,298	4,297	
June	4,298	4,297	

#### QUANTITY METRICS (rolling 12 month period)

	Contract Quantity	Contract Base Number	Contract *	Area Team	Region	England
% of all assessments that were assess and fit appliances (case starts)	205	306	67.0%	62.4%	62.0%	60.4%
% of all assessments that were assess and refuse	20	306	6.5%	9.9%	10.5%	11.4%
% of all assessments that were assess and review	81	306	26.5%	27.7%	27.5%	28.3%
% of case starts with a reported IOTN of 3 and Aesthetic Component of 5 or below	0	205	N/A	0.2%	0.2%	0.1%
% of case starts with a reported IOTN of 3 and Aesthetic Component of 6 or above	3	205	1.5%	3.7%	3.4%	4.0%
% of case starts with a reported IOTN of 4	158	205	77.1%	75.9%	77.8%	77.8%
% of case starts with a reported IOTN of 5	44	205	21.5%	19.5%	17.2%	16.7 %
% of concluded courses in receipt of dual-arch fixed appliances	63	132	47.7%	82.5%	73.7%	74.3%
% of concluded courses where treatment was abandoned or discontinued	7	132	5.3%	5.6%	5.5%	6.9%
% of patients satisfied with the treatment they have received	4	4	100.0%	97.3%	96.1%	95.7%

\* Figures in italics indicate that the base number is less than 100.



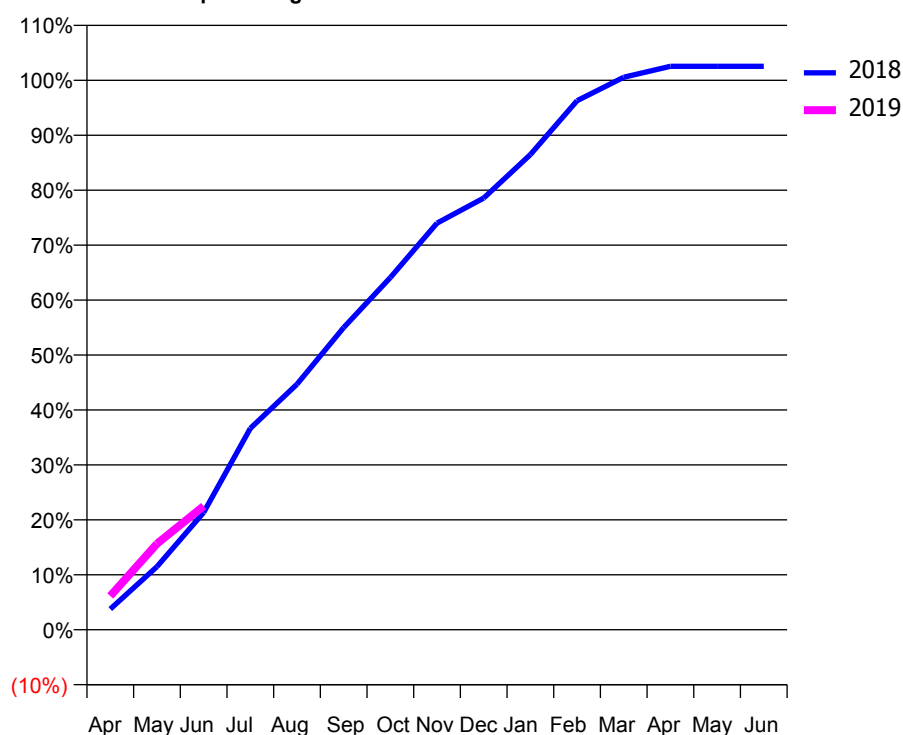
### Q66 - Vital Signs Orthodontic At a Glance Contract Report for 338869/0001 - June 2018

Name or company name	MR JR MACHELL	18/19 Contracted general activity (UDA)	0
Contract type name	PDS Contract	Carry forward general activity (UDA)	0
Purpose of contract	Orthodontic	18/19 Contracted orthodontic activity (UOA)	4,528
Contract start date	01/04/2006	Carry forward orthodontic activity (UOA)	0
Contract end date	31/03/2019	Baseline contract value	£297,007.71

ACCESS	Contract	England and Wales
24 month ratio of assessments to patient IDs	1.02	1.09

ACTIVITY	Contract
Contract assess and fit appliances (case starts) as a percentage of Area Team case starts	4.0 %

Cumulative percentage of contracted UOA delivered 2018 & 2019



Month	Adjusted Scheduled Activity (UOA)		
	2017	2018	2019
April	363	171	278
May	796	520	709
June	1,131	966	1,019
July	1,921	1,660	
August	2,286	2,023	
September	2,760	2,490	
October	3,360	2,903	
November	3,807	3,351	
December	4,051	3,557	
January	4,377	3,916	
February	4,556	4,360	
March	4,606	4,553	
April	4,611	4,643	
May	4,611	4,643	
June	4,611	4,643	

#### QUANTITY METRICS (rolling 12 month period)

	Contract Quantity	Contract Base Number	Contract *	Area Team	Region	England
% of all assessments that were assess and fit appliances (case starts)	217	404	53.7%	62.4%	62.0%	60.4%
% of all assessments that were assess and refuse	12	404	3.0%	9.9%	10.5%	11.4%
% of all assessments that were assess and review	175	404	43.3%	27.7%	27.5%	28.3%
% of case starts with a reported IOTN of 3 and Aesthetic Component of 5 or below	0	217	N/A	0.2%	0.2%	0.1%
% of case starts with a reported IOTN of 3 and Aesthetic Component of 6 or above	5	217	2.3%	3.7%	3.4%	4.0%
% of case starts with a reported IOTN of 4	167	217	77.0%	75.9%	77.8%	77.8%
% of case starts with a reported IOTN of 5	44	217	20.3%	19.5%	17.2%	16.7 %
% of concluded courses in receipt of dual-arch fixed appliances	190	200	95.0%	82.5%	73.7%	74.3%
% of concluded courses where treatment was abandoned or discontinued	4	200	2.0%	5.6%	5.5%	6.9%
% of patients satisfied with the treatment they have received	9	9	100.0%	97.3%	96.1%	95.7%

\* Figures in italics indicate that the base number is less than 100.

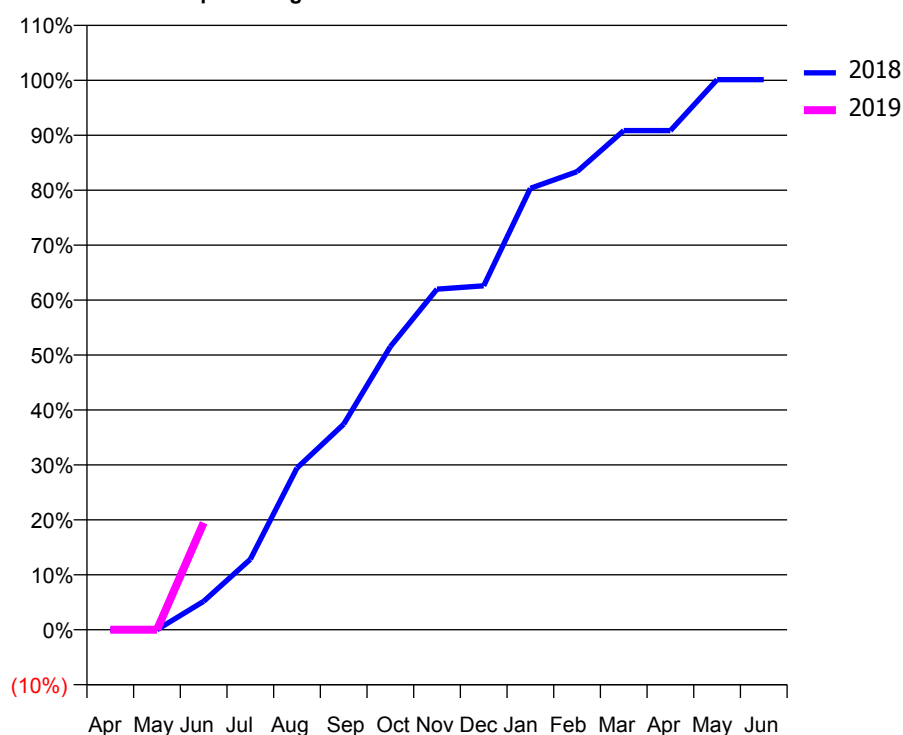
### Q66 - Vital Signs Orthodontic At a Glance Contract Report for 570370/0001 - June 2018

Name or company name	MISS SC COOPER	18/19 Contracted general activity (UDA)	0
Contract type name	PDS Contract	Carry forward general activity (UDA)	0
Purpose of contract	Orthodontic	18/19 Contracted orthodontic activity (UOA)	3,480
Contract start date	01/08/2006	Carry forward orthodontic activity (UOA)	0
Contract end date	31/03/2019	Baseline contract value	£216,889.50

ACCESS	Contract	England and Wales
24 month ratio of assessments to patient IDs	1.09	1.09

ACTIVITY	Contract
Contract assess and fit appliances (case starts) as a percentage of Area Team case starts	3.4 %

Cumulative percentage of contracted UOA delivered 2018 & 2019



Month	Adjusted Scheduled Activity (UOA)		
	2017	2018	2019
April	0	0	0
May	26	0	0
June	26	180	678
July	263	446	
August	263	1,025	
September	1,102	1,302	
October	1,258	1,793	
November	2,024	2,157	
December	2,359	2,178	
January	2,503	2,796	
February	2,834	2,901	
March	3,164	3,161	
April	3,422	3,161	
May	3,528	3,484	
June	3,528	3,484	

#### QUANTITY METRICS (rolling 12 month period)

	Contract Quantity	Contract Base Number	Contract *	Area Team	Region	England
% of all assessments that were assess and fit appliances (case starts)	184	302	60.9%	62.4%	62.0%	60.4%
% of all assessments that were assess and refuse	19	302	6.3%	9.9%	10.5%	11.4%
% of all assessments that were assess and review	99	302	32.8%	27.7%	27.5%	28.3%
% of case starts with a reported IOTN of 3 and Aesthetic Component of 5 or below	0	184	N/A	0.2%	0.2%	0.1%
% of case starts with a reported IOTN of 3 and Aesthetic Component of 6 or above	25	184	13.6%	3.7%	3.4%	4.0%
% of case starts with a reported IOTN of 4	116	184	63.0%	75.9%	77.8%	77.8%
% of case starts with a reported IOTN of 5	42	184	22.8%	19.5%	17.2%	16.7 %
% of concluded courses in receipt of dual-arch fixed appliances	55	55	100.0%	82.5%	73.7%	74.3%
% of concluded courses where treatment was abandoned or discontinued	0	55	0.0%	5.6%	5.5%	6.9%
% of patients satisfied with the treatment they have received	4	4	100.0%	97.3%	96.1%	95.7%

\* Figures in italics indicate that the base number is less than 100.

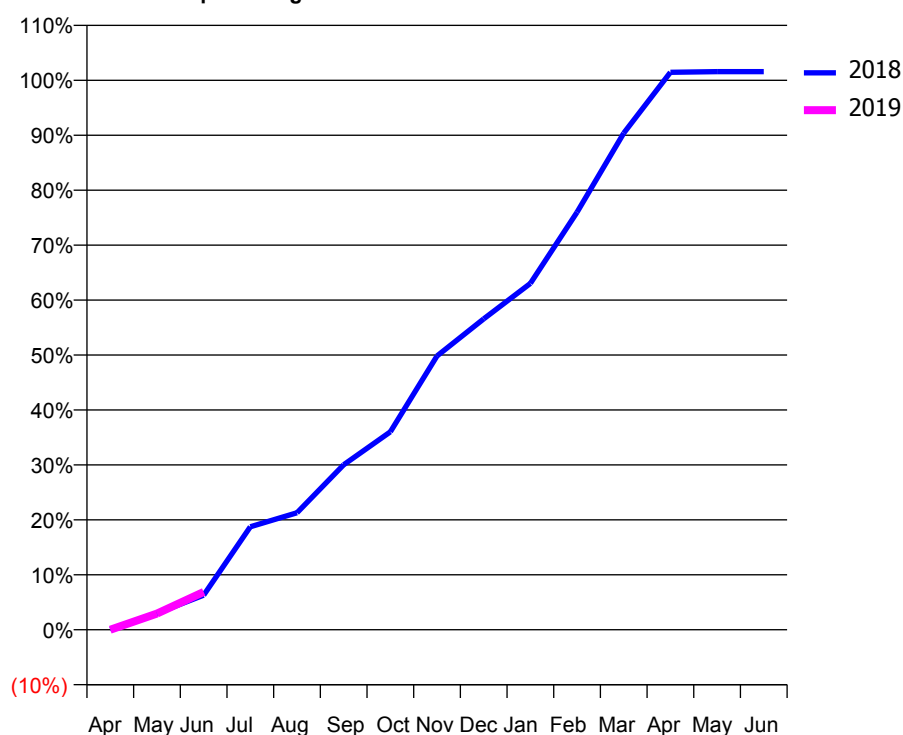
### Q66 - Vital Signs Orthodontic At a Glance Contract Report for 634891/0001 - June 2018

Name or company name	MISS JE LEWIS	18/19 Contracted general activity (UDA)	0
Contract type name	PDS Contract	Carry forward general activity (UDA)	0
Purpose of contract	Orthodontic	18/19 Contracted orthodontic activity (UOA)	2,540
Contract start date	01/04/2006	Carry forward orthodontic activity (UOA)	0
Contract end date	31/03/2019	Baseline contract value	£166,621.69

ACCESS	Contract	England and Wales
24 month ratio of assessments to patient IDs	1.08	1.09

ACTIVITY	Contract
Contract assess and fit appliances (case starts) as a percentage of Area Team case starts	2.2 %

Cumulative percentage of contracted UOA delivered 2018 & 2019



Month	Adjusted Scheduled Activity (UOA)		
	2017	2018	2019
April	-50	0	0
May	67	76	75
June	201	160	175
July	226	476	
August	353	541	
September	463	763	
October	619	915	
November	777	1,266	
December	933	1,437	
January	1,125	1,601	
February	1,616	1,930	
March	2,314	2,296	
April	2,627	2,577	
May	2,648	2,580	
June	2,648	2,580	

#### QUANTITY METRICS (rolling 12 month period)

	Contract Quantity	Contract Base Number	Contract *	Area Team	Region	England
% of all assessments that were assess and fit appliances (case starts)	117	301	38.9%	62.4%	62.0%	60.4%
% of all assessments that were assess and refuse	98	301	32.6%	9.9%	10.5%	11.4%
% of all assessments that were assess and review	86	301	28.6%	27.7%	27.5%	28.3%
% of case starts with a reported IOTN of 3 and Aesthetic Component of 5 or below	0	117	N/A	0.2%	0.2%	0.1%
% of case starts with a reported IOTN of 3 and Aesthetic Component of 6 or above	0	117	N/A	3.7%	3.4%	4.0%
% of case starts with a reported IOTN of 4	100	117	85.5%	75.9%	77.8%	77.8%
% of case starts with a reported IOTN of 5	14	117	12.0%	19.5%	17.2%	16.7 %
% of concluded courses in receipt of dual-arch fixed appliances	0	84	N/A	82.5%	73.7%	74.3%
% of concluded courses where treatment was abandoned or discontinued	15	84	17.9%	5.6%	5.5%	6.9%
% of patients satisfied with the treatment they have received	3	4	75.0%	97.3%	96.1%	95.7%

\* Figures in italics indicate that the base number is less than 100.

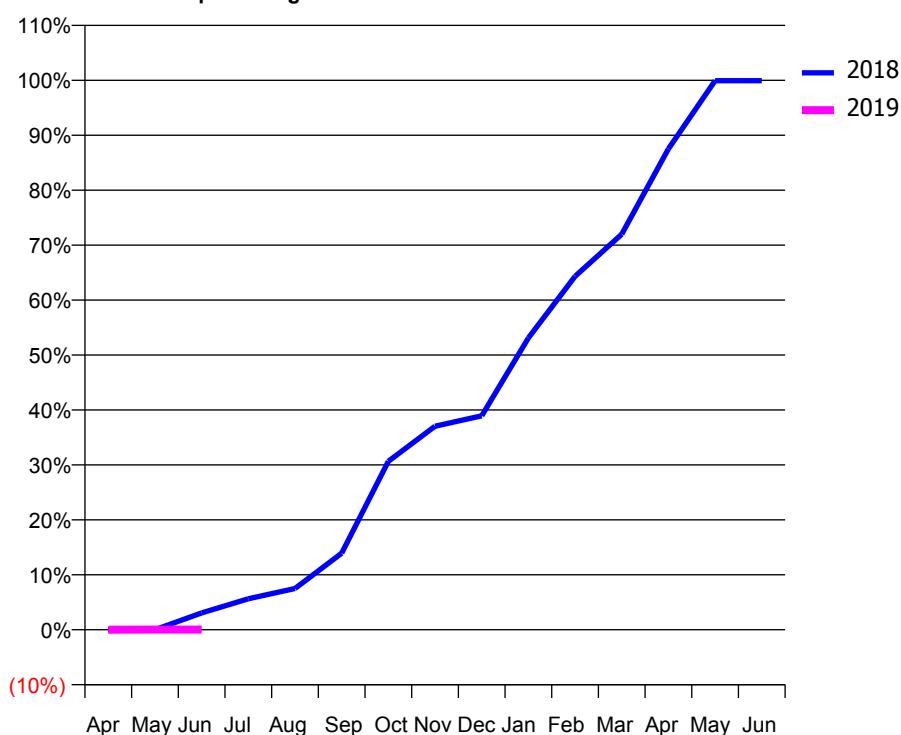
### Q66 - Vital Signs Orthodontic At a Glance Contract Report for 642363/0001 - June 2018

Name or company name	MISS PM TEBBETT	18/19 Contracted general activity (UDA)	0
Contract type name	PDS Contract	Carry forward general activity (UDA)	0
Purpose of contract	Orthodontic	18/19 Contracted orthodontic activity (UOA)	3,414
Contract start date	01/04/2006	Carry forward orthodontic activity (UOA)	0
Contract end date	31/03/2019	Baseline contract value	£236,924.90

ACCESS	Contract	England and Wales
24 month ratio of assessments to patient IDs	1.01	1.09

ACTIVITY	Contract
Contract assess and fit appliances (case starts) as a percentage of Area Team case starts	2.9 %

Cumulative percentage of contracted UOA delivered 2018 & 2019



Month	Adjusted Scheduled Activity (UOA)		
	2017	2018	2019
April	0	0	0
May	0	0	1
June	106	105	1
July	362	193	
August	454	256	
September	454	476	
October	1,151	1,047	
November	1,365	1,265	
December	1,747	1,329	
January	2,083	1,813	
February	2,104	2,196	
March	2,676	2,458	
April	3,390	2,988	
May	3,432	3,411	
June	3,432	3,411	

#### QUANTITY METRICS (rolling 12 month period)

	Contract Quantity	Contract Base Number	Contract *	Area Team	Region	England
% of all assessments that were assess and fit appliances (case starts)	158	198	79.8%	62.4%	62.0%	60.4%
% of all assessments that were assess and refuse	40	198	20.2%	9.9%	10.5%	11.4%
% of all assessments that were assess and review	0	198	0.0%	27.7%	27.5%	28.3%
% of case starts with a reported IOTN of 3 and Aesthetic Component of 5 or below	0	158	N/A	0.2%	0.2%	0.1%
% of case starts with a reported IOTN of 3 and Aesthetic Component of 6 or above	4	158	2.5%	3.7%	3.4%	4.0%
% of case starts with a reported IOTN of 4	116	158	73.4%	75.9%	77.8%	77.8%
% of case starts with a reported IOTN of 5	38	158	24.1%	19.5%	17.2%	16.7 %
% of concluded courses in receipt of dual-arch fixed appliances	109	126	86.5%	82.5%	73.7%	74.3%
% of concluded courses where treatment was abandoned or discontinued	4	126	3.2%	5.6%	5.5%	6.9%
% of patients satisfied with the treatment they have received	7	7	100.0%	97.3%	96.1%	95.7%

\* Figures in italics indicate that the base number is less than 100.

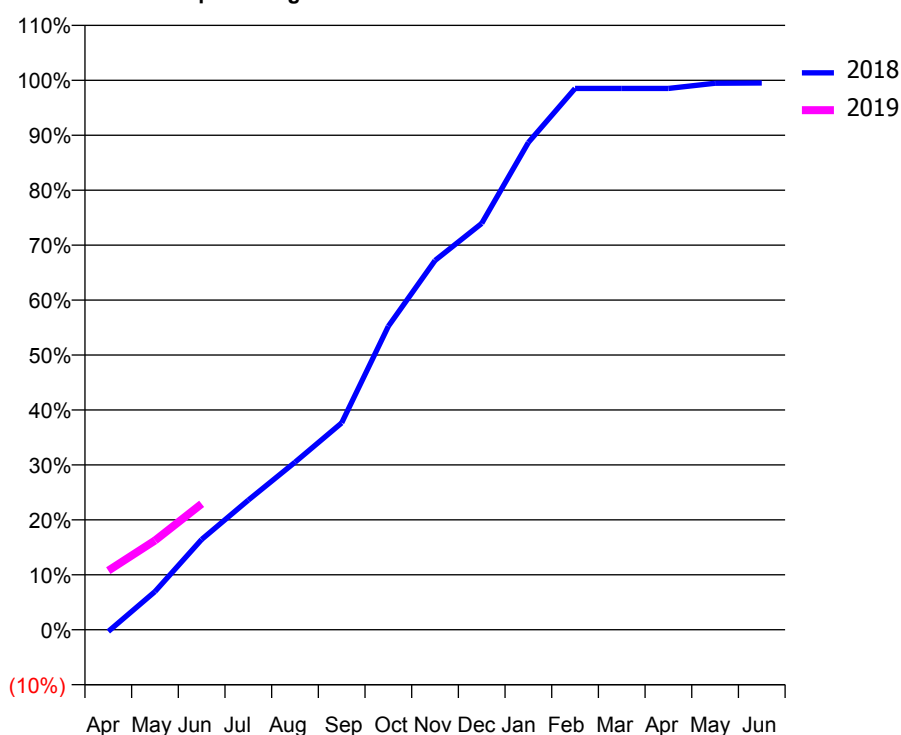
### Q66 - Vital Signs Orthodontic At a Glance Contract Report for 731862/0001 - June 2018

Name or company name	MR SJ MORRIS	18/19 Contracted general activity (UDA)	0
Contract type name	PDS Contract	Carry forward general activity (UDA)	0
Purpose of contract	Orthodontic	18/19 Contracted orthodontic activity (UOA)	4,447
Contract start date	01/04/2006	Carry forward orthodontic activity (UOA)	0
Contract end date	31/03/2019	Baseline contract value	£308,809.33

ACCESS	Contract	England and Wales
24 month ratio of assessments to patient IDs	1.04	1.09

ACTIVITY	Contract
Contract assess and fit appliances (case starts) as a percentage of Area Team case starts	3.9 %

Cumulative percentage of contracted UOA delivered 2018 & 2019



Month	Adjusted Scheduled Activity (UOA)		
	2017	2018	2019
April	0	-15	479
May	0	309	723
June	519	731	1,019
July	796	1,049	
August	1,268	1,356	
September	1,526	1,674	
October	1,788	2,457	
November	2,091	2,989	
December	2,572	3,289	
January	3,005	3,944	
February	3,521	4,381	
March	4,149	4,381	
April	4,431	4,381	
May	4,431	4,423	
June	4,432	4,425	

#### QUANTITY METRICS (rolling 12 month period)

	Contract Quantity	Contract Base Number	Contract *	Area Team	Region	England
% of all assessments that were assess and fit appliances (case starts)	214	448	47.8%	62.4%	62.0%	60.4%
% of all assessments that were assess and refuse	24	448	5.4%	9.9%	10.5%	11.4%
% of all assessments that were assess and review	210	448	46.9%	27.7%	27.5%	28.3%
% of case starts with a reported IOTN of 3 and Aesthetic Component of 5 or below	1	214	0.5%	0.2%	0.2%	0.1%
% of case starts with a reported IOTN of 3 and Aesthetic Component of 6 or above	1	214	0.5%	3.7%	3.4%	4.0%
% of case starts with a reported IOTN of 4	167	214	78.0%	75.9%	77.8%	77.8%
% of case starts with a reported IOTN of 5	44	214	20.6%	19.5%	17.2%	16.7%
% of concluded courses in receipt of dual-arch fixed appliances	160	176	90.9%	82.5%	73.7%	74.3%
% of concluded courses where treatment was abandoned or discontinued	13	176	7.4%	5.6%	5.5%	6.9%
% of patients satisfied with the treatment they have received	5	5	100.0%	97.3%	96.1%	95.7%

\* Figures in italics indicate that the base number is less than 100.

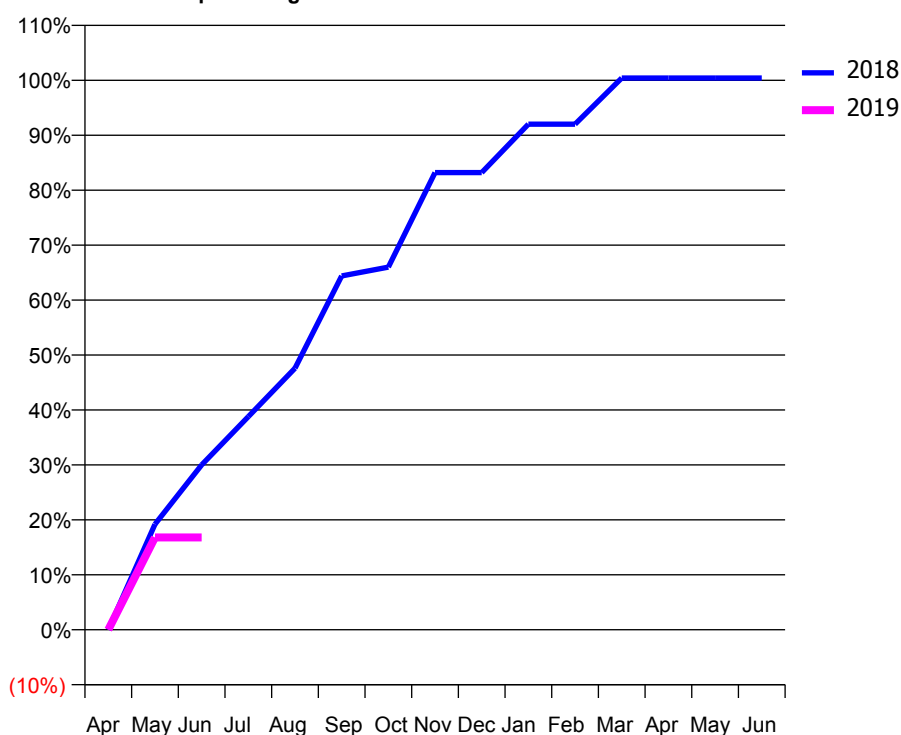
### Q66 - Vital Signs Orthodontic At a Glance Contract Report for 738964/0001 - June 2018

Name or company name	MR PA BALDWIN	18/19 Contracted general activity (UDA)	1,815
Contract type name	GDS Contract	Carry forward general activity (UDA)	0
Purpose of contract	General and Orthodontic	18/19 Contracted orthodontic activity (UOA)	250
Contract start date	01/06/2014	Carry forward orthodontic activity (UOA)	0
Contract end date		Baseline contract value	£62,148.04

ACCESS	Contract	England and Wales
24 month ratio of assessments to patient IDs	1.10	1.09

ACTIVITY	Contract
Contract assess and fit appliances (case starts) as a percentage of Area Team case starts	0.2 %

Cumulative percentage of contracted UOA delivered 2018 & 2019



Month	Adjusted Scheduled Activity (UOA)		
	2017	2018	2019
April	56	0	0
May	56	48	42
June	59	75	42
July	122	97	
August	122	119	
September	187	161	
October	210	165	
November	210	208	
December	211	208	
January	211	230	
February	253	230	
March	253	251	
April	253	251	
May	253	251	
June	253	251	

#### QUANTITY METRICS (rolling 12 month period)

	Contract Quantity	Contract Base Number	Contract *	Area Team	Region	England
% of all assessments that were assess and fit appliances (case starts)	11	15	73.3%	62.4%	62.0%	60.4%
% of all assessments that were assess and refuse	2	15	13.3%	9.9%	10.5%	11.4%
% of all assessments that were assess and review	2	15	13.3%	27.7%	27.5%	28.3%
% of case starts with a reported IOTN of 3 and Aesthetic Component of 5 or below	0	11	N/A	0.2%	0.2%	0.1%
% of case starts with a reported IOTN of 3 and Aesthetic Component of 6 or above	0	11	N/A	3.7%	3.4%	4.0%
% of case starts with a reported IOTN of 4	9	11	81.8%	75.9%	77.8%	77.8%
% of case starts with a reported IOTN of 5	2	11	18.2%	19.5%	17.2%	16.7 %
% of concluded courses in receipt of dual-arch fixed appliances	0	6	N/A	82.5%	73.7%	74.3%
% of concluded courses where treatment was abandoned or discontinued	2	6	33.3%	5.6%	5.5%	6.9%
% of patients satisfied with the treatment they have received	0	0	N/A	97.3%	96.1%	95.7%

\* Figures in italics indicate that the base number is less than 100.

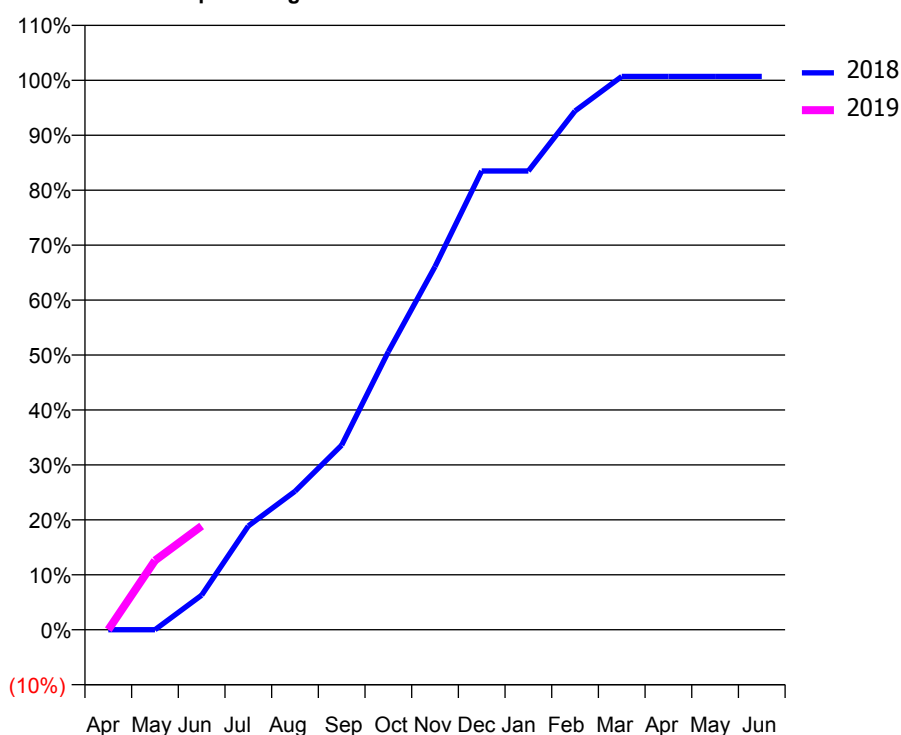
### Q66 - Vital Signs Orthodontic At a Glance Contract Report for 762520/0001 - June 2018

Name or company name	Castle View Dental Practice	18/19 Contracted general activity (UDA)	31,724
Contract type name	Pilot Contract	Carry forward general activity (UDA)	0
Purpose of contract	General and Orthodontic	18/19 Contracted orthodontic activity (UOA)	1,000
Contract start date	01/09/2013	Carry forward orthodontic activity (UOA)	0
Contract end date		Baseline contract value	£1,041,455.12

ACCESS	Contract	England and Wales
24 month ratio of assessments to patient IDs	1.05	1.09

ACTIVITY	Contract
Contract assess and fit appliances (case starts) as a percentage of Area Team case starts	1.0 %

Cumulative percentage of contracted UOA delivered 2018 & 2019



Month	Adjusted Scheduled Activity (UOA)		
	2017	2018	2019
April	0	0	0
May	21	0	126
June	168	63	189
July	357	189	
August	483	252	
September	567	336	
October	634	506	
November	697	661	
December	907	835	
January	911	835	
February	933	944	
March	1,001	1,007	
April	1,001	1,007	
May	1,001	1,007	
June	1,001	1,007	

#### QUANTITY METRICS (rolling 12 month period)

	Contract Quantity	Contract Base Number	Contract *	Area Team	Region	England
% of all assessments that were assess and fit appliances (case starts)	57	61	93.4%	62.4%	62.0%	60.4%
% of all assessments that were assess and refuse	3	61	4.9%	9.9%	10.5%	11.4%
% of all assessments that were assess and review	1	61	1.6%	27.7%	27.5%	28.3%
% of case starts with a reported IOTN of 3 and Aesthetic Component of 5 or below	0	57	<i>N/A</i>	0.2%	0.2%	0.1%
% of case starts with a reported IOTN of 3 and Aesthetic Component of 6 or above	4	57	7.0%	3.7%	3.4%	4.0%
% of case starts with a reported IOTN of 4	43	57	75.4%	75.9%	77.8%	77.8%
% of case starts with a reported IOTN of 5	10	57	17.5%	19.5%	17.2%	16.7 %
% of concluded courses in receipt of dual-arch fixed appliances	34	50	68.0%	82.5%	73.7%	74.3%
% of concluded courses where treatment was abandoned or discontinued	12	50	24.0%	5.6%	5.5%	6.9%
% of patients satisfied with the treatment they have received	3	3	100.0%	97.3%	96.1%	95.7%

\* Figures in italics indicate that the base number is less than 100.

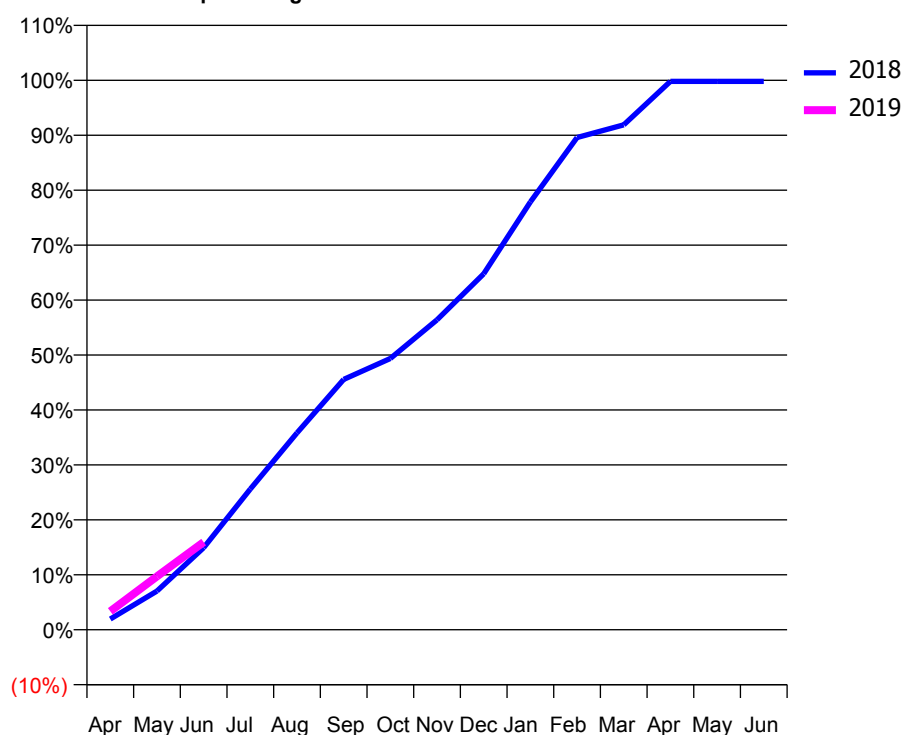
### Q66 - Vital Signs Orthodontic At a Glance Contract Report for 833533/0001 - June 2018

Name or company name	MR A GREEN	18/19 Contracted general activity (UDA)	0
Contract type name	PDS Contract	Carry forward general activity (UDA)	0
Purpose of contract	Orthodontic	18/19 Contracted orthodontic activity (UOA)	4,528
Contract start date	01/04/2006	Carry forward orthodontic activity (UOA)	0
Contract end date	31/03/2019	Baseline contract value	£297,007.71

ACCESS	Contract	England and Wales
24 month ratio of assessments to patient IDs	1.00	1.09

ACTIVITY	Contract
Contract assess and fit appliances (case starts) as a percentage of Area Team case starts	4.0 %

Cumulative percentage of contracted UOA delivered 2018 & 2019



Month	Adjusted Scheduled Activity (UOA)		
	2017	2018	2019
April	40	88	152
May	460	319	440
June	691	676	723
July	1,027	1,160	
August	1,409	1,622	
September	1,619	2,063	
October	1,871	2,235	
November	2,318	2,554	
December	2,811	2,933	
January	3,189	3,526	
February	3,735	4,056	
March	4,283	4,161	
April	4,535	4,519	
May	4,535	4,519	
June	4,535	4,519	

#### QUANTITY METRICS (rolling 12 month period)

	Contract Quantity	Contract Base Number	Contract *	Area Team	Region	England
% of all assessments that were assess and fit appliances (case starts)	216	280	77.1%	62.4%	62.0%	60.4%
% of all assessments that were assess and refuse	31	280	11.1%	9.9%	10.5%	11.4%
% of all assessments that were assess and review	33	280	11.8%	27.7%	27.5%	28.3%
% of case starts with a reported IOTN of 3 and Aesthetic Component of 5 or below	0	216	N/A	0.2%	0.2%	0.1%
% of case starts with a reported IOTN of 3 and Aesthetic Component of 6 or above	0	216	N/A	3.7%	3.4%	4.0%
% of case starts with a reported IOTN of 4	170	216	78.7%	75.9%	77.8%	77.8%
% of case starts with a reported IOTN of 5	44	216	20.4%	19.5%	17.2%	16.7 %
% of concluded courses in receipt of dual-arch fixed appliances	210	225	93.3%	82.5%	73.7%	74.3%
% of concluded courses where treatment was abandoned or discontinued	8	225	3.6%	5.6%	5.5%	6.9%
% of patients satisfied with the treatment they have received	10	10	100.0%	97.3%	96.1%	95.7%

\* Figures in italics indicate that the base number is less than 100.



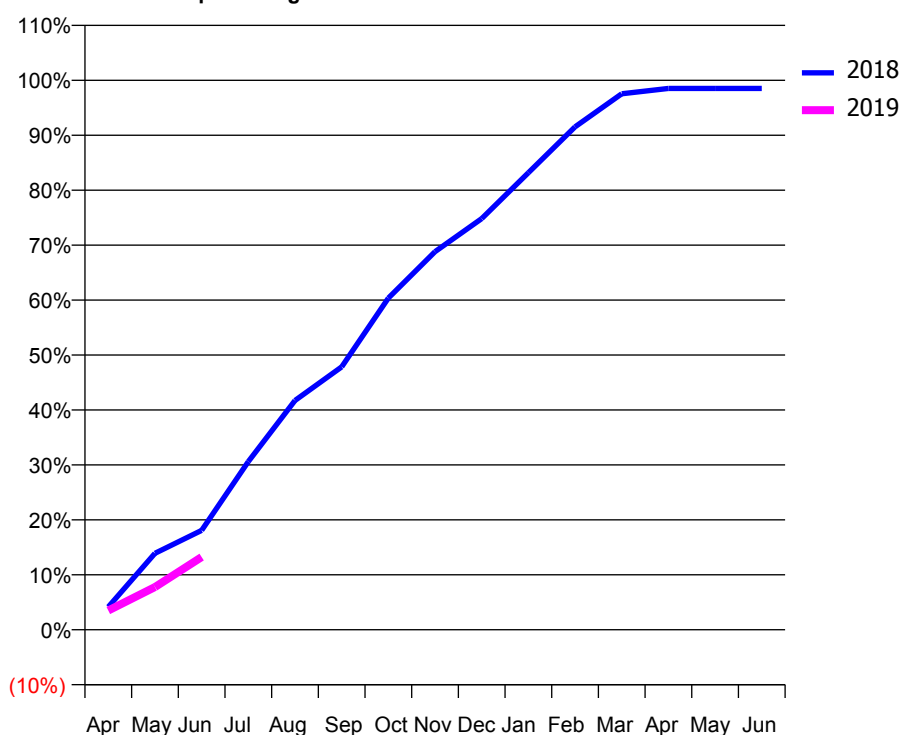
### Q66 - Vital Signs Orthodontic At a Glance Contract Report for 916498/0001 - June 2018

Name or company name	MR RA SNELGROVE	18/19 Contracted general activity (UDA)	0
Contract type name	PDS Contract	Carry forward general activity (UDA)	0
Purpose of contract	Orthodontic	18/19 Contracted orthodontic activity (UOA)	4,529
Contract start date	01/04/2006	Carry forward orthodontic activity (UOA)	0
Contract end date	31/03/2019	Baseline contract value	£297,007.71

ACCESS	Contract	England and Wales
24 month ratio of assessments to patient IDs	1.00	1.09

ACTIVITY	Contract
Contract assess and fit appliances (case starts) as a percentage of Area Team case starts	3.7 %

Cumulative percentage of contracted UOA delivered 2018 & 2019



Month	Adjusted Scheduled Activity (UOA)		
	2017	2018	2019
April	592	189	159
May	1,243	630	352
June	1,772	819	599
July	1,982	1,386	
August	2,507	1,890	
September	2,952	2,167	
October	3,225	2,734	
November	3,603	3,116	
December	3,796	3,389	
January	4,069	3,767	
February	4,237	4,145	
March	4,363	4,418	
April	4,405	4,462	
May	4,405	4,462	
June	4,405	4,462	

#### QUANTITY METRICS (rolling 12 month period)

	Contract Quantity	Contract Base Number	Contract *	Area Team	Region	England
% of all assessments that were assess and fit appliances (case starts)	201	256	78.5%	62.4%	62.0%	60.4%
% of all assessments that were assess and refuse	26	256	10.2%	9.9%	10.5%	11.4%
% of all assessments that were assess and review	29	256	11.3%	27.7%	27.5%	28.3%
% of case starts with a reported IOTN of 3 and Aesthetic Component of 5 or below	0	201	N/A	0.2%	0.2%	0.1%
% of case starts with a reported IOTN of 3 and Aesthetic Component of 6 or above	0	201	N/A	3.7%	3.4%	4.0%
% of case starts with a reported IOTN of 4	151	201	75.1%	75.9%	77.8%	77.8%
% of case starts with a reported IOTN of 5	49	201	24.4%	19.5%	17.2%	16.7 %
% of concluded courses in receipt of dual-arch fixed appliances	169	195	86.7%	82.5%	73.7%	74.3%
% of concluded courses where treatment was abandoned or discontinued	18	195	9.2%	5.6%	5.5%	6.9%
% of patients satisfied with the treatment they have received	7	7	100.0%	97.3%	96.1%	95.7%

\* Figures in italics indicate that the base number is less than 100.

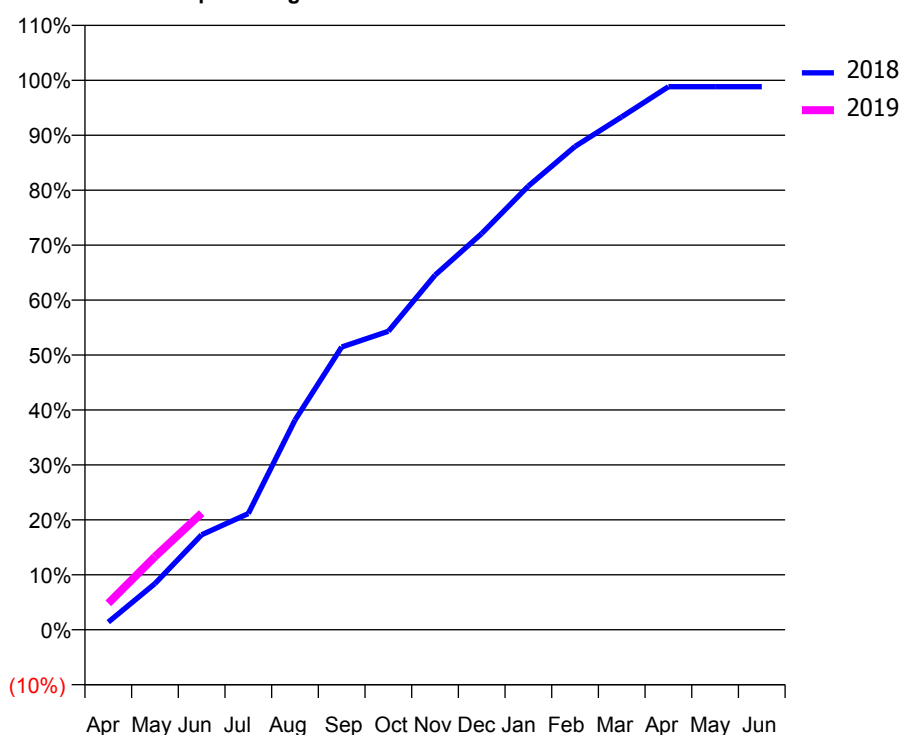
### Q66 - Vital Signs Orthodontic At a Glance Contract Report for 921181/0001 - June 2018

Name or company name	MISS J DAVIES	18/19 Contracted general activity (UDA)	0
Contract type name	PDS Contract	Carry forward general activity (UDA)	0
Purpose of contract	Orthodontic	18/19 Contracted orthodontic activity (UOA)	4,528
Contract start date	01/04/2006	Carry forward orthodontic activity (UOA)	0
Contract end date	31/03/2019	Baseline contract value	£297,007.71

ACCESS	Contract	England and Wales
24 month ratio of assessments to patient IDs	1.01	1.09

ACTIVITY	Contract
Contract assess and fit appliances (case starts) as a percentage of Area Team case starts	3.9 %

Cumulative percentage of contracted UOA delivered 2018 & 2019



Month	Adjusted Scheduled Activity (UOA)		
	2017	2018	2019
April	231	63	218
May	399	381	603
June	609	783	961
July	924	958	
August	1,429	1,728	
September	1,912	2,330	
October	2,332	2,460	
November	2,525	2,922	
December	2,717	3,265	
January	3,224	3,656	
February	3,707	3,983	
March	4,421	4,227	
April	4,612	4,475	
May	4,612	4,475	
June	4,612	4,475	

#### QUANTITY METRICS (rolling 12 month period)

	Contract Quantity	Contract Base Number	Contract *	Area Team	Region	England
% of all assessments that were assess and fit appliances (case starts)	213	409	52.1%	62.4%	62.0%	60.4%
% of all assessments that were assess and refuse	12	409	2.9%	9.9%	10.5%	11.4%
% of all assessments that were assess and review	184	409	45.0%	27.7%	27.5%	28.3%
% of case starts with a reported IOTN of 3 and Aesthetic Component of 5 or below	0	213	N/A	0.2%	0.2%	0.1%
% of case starts with a reported IOTN of 3 and Aesthetic Component of 6 or above	0	213	N/A	3.7%	3.4%	4.0%
% of case starts with a reported IOTN of 4	173	213	81.2%	75.9%	77.8%	77.8%
% of case starts with a reported IOTN of 5	40	213	18.8%	19.5%	17.2%	16.7 %
% of concluded courses in receipt of dual-arch fixed appliances	182	187	97.3%	82.5%	73.7%	74.3%
% of concluded courses where treatment was abandoned or discontinued	2	187	1.1%	5.6%	5.5%	6.9%
% of patients satisfied with the treatment they have received	5	5	100.0%	97.3%	96.1%	95.7%

\* Figures in italics indicate that the base number is less than 100.

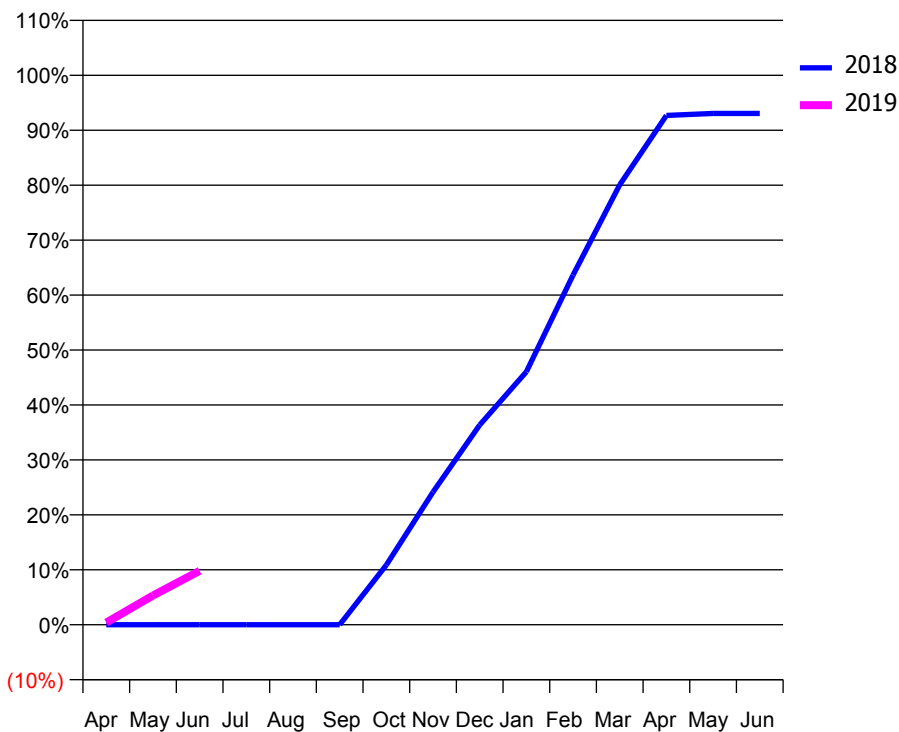
### Q67 - Vital Signs Orthodontic At a Glance Contract Report for 100487/0000 - June 2018

Name or company name	Mid Kent Orthodontics Limited	18/19 Contracted general activity (UDA)	0
Contract type name	PDS Contract	Carry forward general activity (UDA)	0
Purpose of contract	Orthodontic	18/19 Contracted orthodontic activity (UOA)	17,219
Contract start date	01/08/2017	Carry forward orthodontic activity (UOA)	0
Contract end date	31/03/2019	Baseline contract value	£993,020.21

ACCESS	Contract	England and Wales
24 month ratio of assessments to patient IDs	1.00	1.09

ACTIVITY	Contract
Contract assess and fit appliances (case starts) as a percentage of Area Team case starts	6.6 %

Cumulative percentage of contracted UOA delivered 2018 & 2019



Month	Adjusted Scheduled Activity (UOA)		
	2017	2018	2019
April	0	0	68
May	0	0	917
June	0	0	1,692
July	0	0	
August	0	0	
September	0	0	
October	0	1,250	
November	0	2,772	
December	0	4,175	
January	0	5,286	
February	0	7,305	
March	0	9,191	
April	0	10,639	
May	0	10,681	
June	0	10,681	

#### QUANTITY METRICS (rolling 12 month period)

	Contract Quantity	Contract Base Number	Contract *	Area Team	Region	England
% of all assessments that were assess and fit appliances (case starts)	582	818	71.1%	76.2%	62.0%	60.4%
% of all assessments that were assess and refuse	48	818	5.9%	6.8%	10.5%	11.4%
% of all assessments that were assess and review	188	818	23.0%	16.9%	27.5%	28.3%
% of case starts with a reported IOTN of 3 and Aesthetic Component of 5 or below	0	582	N/A	0.0%	0.2%	0.1%
% of case starts with a reported IOTN of 3 and Aesthetic Component of 6 or above	0	582	N/A	2.1%	3.4%	4.0%
% of case starts with a reported IOTN of 4	473	582	81.3%	78.1%	77.8%	77.8%
% of case starts with a reported IOTN of 5	107	582	18.4%	18.0%	17.2%	16.7 %
% of concluded courses in receipt of dual-arch fixed appliances	415	551	75.3%	65.4%	73.7%	74.3%
% of concluded courses where treatment was abandoned or discontinued	17	551	3.1%	6.0%	5.5%	6.9%
% of patients satisfied with the treatment they have received	21	21	100.0%	95.3%	96.1%	95.7%

\* Figures in italics indicate that the base number is less than 100.

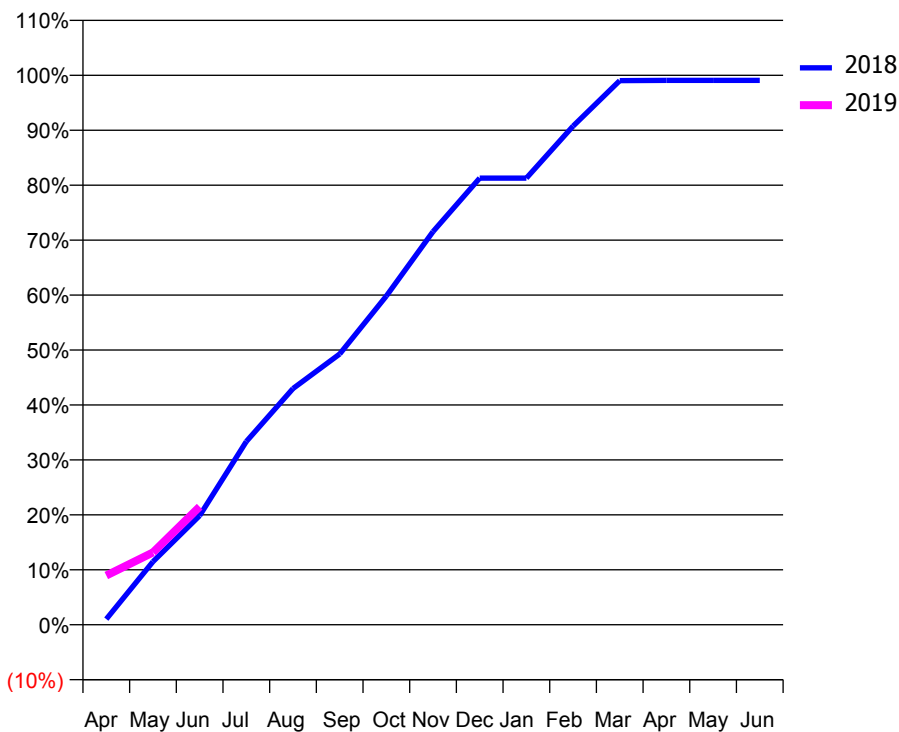
### Q67 - Vital Signs Orthodontic At a Glance Contract Report for 101281/0035 - June 2018

Name or company name	OASIS DENTAL CARE LTD	18/19 Contracted general activity (UDA)	7,549
Contract type name	GDS Contract	Carry forward general activity (UDA)	0
Purpose of contract	General and Orthodontic	18/19 Contracted orthodontic activity (UOA)	2,029
Contract start date	01/04/2006	Carry forward orthodontic activity (UOA)	0
Contract end date		Baseline contract value	£370,978.68

ACCESS	Contract	England and Wales
24 month ratio of assessments to patient IDs	1.04	1.09

ACTIVITY	Contract
Contract assess and fit appliances (case starts) as a percentage of Area Team case starts	1.1 %

Cumulative percentage of contracted UOA delivered 2018 & 2019



Month	Adjusted Scheduled Activity (UOA)		
	2017	2018	2019
April	170	21	182
May	317	233	267
June	359	403	436
July	464	677	
August	675	872	
September	802	1,000	
October	991	1,214	
November	1,227	1,452	
December	1,311	1,649	
January	1,564	1,649	
February	1,658	1,841	
March	1,858	2,009	
April	2,008	2,010	
May	2,008	2,010	
June	2,007	2,010	

#### QUANTITY METRICS (rolling 12 month period)

	Contract Quantity	Contract Base Number	Contract *	Area Team	Region	England
% of all assessments that were assess and fit appliances (case starts)	101	133	75.9%	76.2%	62.0%	60.4%
% of all assessments that were assess and refuse	10	133	7.5%	6.8%	10.5%	11.4%
% of all assessments that were assess and review	22	133	16.5%	16.9%	27.5%	28.3%
% of case starts with a reported IOTN of 3 and Aesthetic Component of 5 or below	0	101	N/A	0.0%	0.2%	0.1%
% of case starts with a reported IOTN of 3 and Aesthetic Component of 6 or above	4	101	4.0%	2.1%	3.4%	4.0%
% of case starts with a reported IOTN of 4	77	101	76.2%	78.1%	77.8%	77.8%
% of case starts with a reported IOTN of 5	20	101	19.8%	18.0%	17.2%	16.7 %
% of concluded courses in receipt of dual-arch fixed appliances	72	80	90.0%	65.4%	73.7%	74.3%
% of concluded courses where treatment was abandoned or discontinued	6	80	7.5%	6.0%	5.5%	6.9%
% of patients satisfied with the treatment they have received	0	0	N/A	95.3%	96.1%	95.7%

\* Figures in italics indicate that the base number is less than 100.

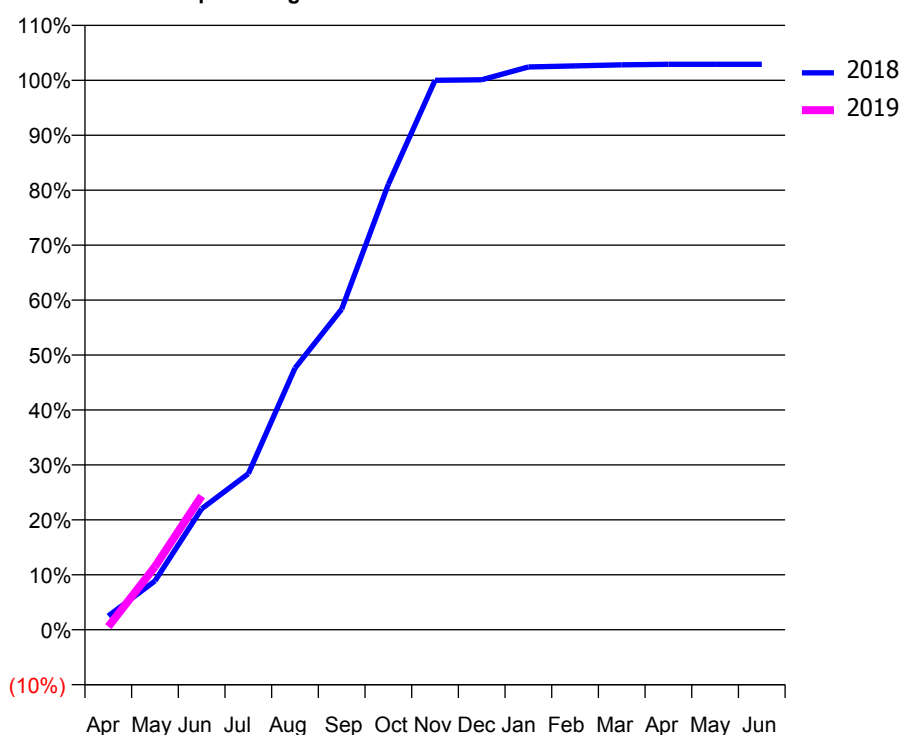
### Q67 - Vital Signs Orthodontic At a Glance Contract Report for 101281/0105 - June 2018

Name or company name	OASIS DENTAL CARE LTD	18/19 Contracted general activity (UDA)	19,191
Contract type name	GDS Contract	Carry forward general activity (UDA)	0
Purpose of contract	General and Orthodontic	18/19 Contracted orthodontic activity (UOA)	1,035
Contract start date	01/04/2006	Carry forward orthodontic activity (UOA)	0
Contract end date		Baseline contract value	£504,981.11

ACCESS	Contract	England and Wales
24 month ratio of assessments to patient IDs	1.03	1.09

ACTIVITY	Contract
Contract assess and fit appliances (case starts) as a percentage of Area Team case starts	0.6 %

Cumulative percentage of contracted UOA delivered 2018 & 2019



Month	Adjusted Scheduled Activity (UOA)		
	2017	2018	2019
April	88	26	6
May	153	92	119
June	153	228	252
July	196	294	
August	263	493	
September	624	604	
October	750	839	
November	876	1,035	
December	877	1,036	
January	919	1,060	
February	1,046	1,062	
March	1,049	1,064	
April	1,049	1,065	
May	1,049	1,065	
June	1,049	1,065	

#### QUANTITY METRICS (rolling 12 month period)

	Contract Quantity	Contract Base Number	Contract *	Area Team	Region	England
% of all assessments that were assess and fit appliances (case starts)	49	109	45.0%	76.2%	62.0%	60.4%
% of all assessments that were assess and refuse	60	109	55.0%	6.8%	10.5%	11.4%
% of all assessments that were assess and review	0	109	0.0%	16.9%	27.5%	28.3%
% of case starts with a reported IOTN of 3 and Aesthetic Component of 5 or below	0	49	<i>N/A</i>	0.0%	0.2%	0.1%
% of case starts with a reported IOTN of 3 and Aesthetic Component of 6 or above	18	49	36.7%	2.1%	3.4%	4.0%
% of case starts with a reported IOTN of 4	22	49	44.9%	78.1%	77.8%	77.8%
% of case starts with a reported IOTN of 5	9	49	18.4%	18.0%	17.2%	16.7%
% of concluded courses in receipt of dual-arch fixed appliances	50	55	90.9%	65.4%	73.7%	74.3%
% of concluded courses where treatment was abandoned or discontinued	4	55	7.3%	6.0%	5.5%	6.9%
% of patients satisfied with the treatment they have received	1	1	100.0%	95.3%	96.1%	95.7%

\* Figures in italics indicate that the base number is less than 100.

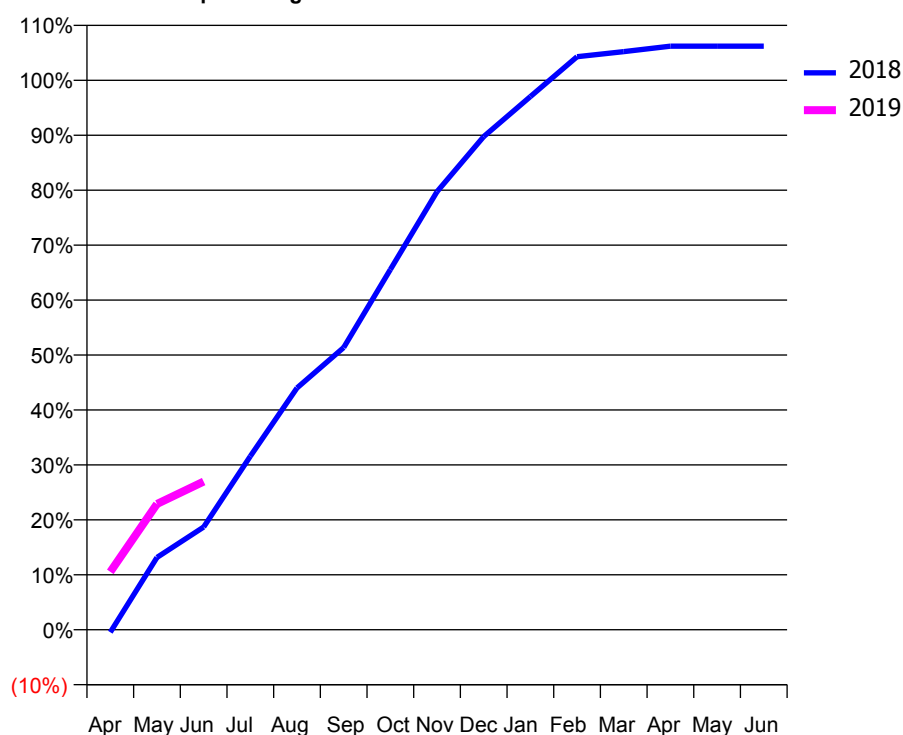
### Q67 - Vital Signs Orthodontic At a Glance Contract Report for 101281/0210 - June 2018

Name or company name	OASIS DENTAL CARE LTD	18/19 Contracted general activity (UDA)	0
Contract type name	PDS Contract	Carry forward general activity (UDA)	0
Purpose of contract	Orthodontic	18/19 Contracted orthodontic activity (UOA)	4,630
Contract start date	01/09/2009	Carry forward orthodontic activity (UOA)	0
Contract end date	31/08/2019	Baseline contract value	£306,310.80

ACCESS	Contract	England and Wales
24 month ratio of assessments to patient IDs	1.05	1.09

ACTIVITY	Contract
Contract assess and fit appliances (case starts) as a percentage of Area Team case starts	3.1 %

Cumulative percentage of contracted UOA delivered 2018 & 2019



Month	Adjusted Scheduled Activity (UOA)		
	2017	2018	2019
April	146	-22	488
May	483	610	1,060
June	777	866	1,249
July	1,051	1,462	
August	1,408	2,038	
September	1,703	2,378	
October	2,018	3,035	
November	2,422	3,691	
December	2,739	4,156	
January	2,992	4,492	
February	3,311	4,829	
March	3,962	4,871	
April	4,289	4,917	
May	4,289	4,917	
June	4,562	4,917	

#### QUANTITY METRICS (rolling 12 month period)

	Contract Quantity	Contract Base Number	Contract *	Area Team	Region	England
% of all assessments that were assess and fit appliances (case starts)	270	280	96.4%	76.2%	62.0%	60.4%
% of all assessments that were assess and refuse	4	280	1.4%	6.8%	10.5%	11.4%
% of all assessments that were assess and review	6	280	2.1%	16.9%	27.5%	28.3%
% of case starts with a reported IOTN of 3 and Aesthetic Component of 5 or below	0	270	N/A	0.0%	0.2%	0.1%
% of case starts with a reported IOTN of 3 and Aesthetic Component of 6 or above	5	270	1.9%	2.1%	3.4%	4.0%
% of case starts with a reported IOTN of 4	201	270	74.4%	78.1%	77.8%	77.8%
% of case starts with a reported IOTN of 5	62	270	23.0%	18.0%	17.2%	16.7 %
% of concluded courses in receipt of dual-arch fixed appliances	57	206	27.7%	65.4%	73.7%	74.3%
% of concluded courses where treatment was abandoned or discontinued	4	206	1.9%	6.0%	5.5%	6.9%
% of patients satisfied with the treatment they have received	5	5	100.0%	95.3%	96.1%	95.7%

\* Figures in italics indicate that the base number is less than 100.

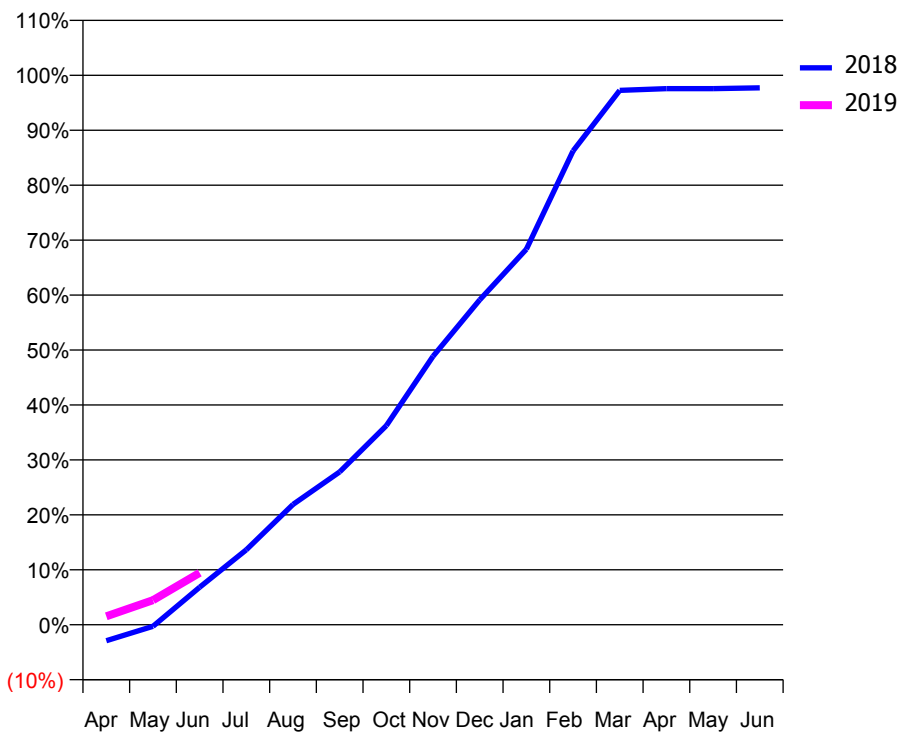
### Q67 - Vital Signs Orthodontic At a Glance Contract Report for 115924/0001 - June 2018

Name or company name	Aligndent NK Ltd	18/19 Contracted general activity (UDA)	0
Contract type name	PDS Contract	Carry forward general activity (UDA)	0
Purpose of contract	Orthodontic	18/19 Contracted orthodontic activity (UOA)	13,600
Contract start date	01/04/2013	Carry forward orthodontic activity (UOA)	0
Contract end date	31/03/2019	Baseline contract value	£781,237.90

ACCESS	Contract	England and Wales
24 month ratio of assessments to patient IDs	1.00	1.09

ACTIVITY	Contract
Contract assess and fit appliances (case starts) as a percentage of Area Team case starts	7.6 %

Cumulative percentage of contracted UOA delivered 2018 & 2019



Month	Adjusted Scheduled Activity (UOA)		
	2017	2018	2019
April	-197	-398	211
May	984	-41	610
June	1,924	929	1,286
July	2,801	1,857	
August	4,253	2,979	
September	4,952	3,785	
October	6,179	4,929	
November	7,953	6,644	
December	8,592	8,042	
January	8,888	9,294	
February	9,646	11,727	
March	11,282	13,226	
April	13,159	13,268	
May	13,202	13,268	
June	13,202	13,289	

#### QUANTITY METRICS (rolling 12 month period)

	Contract Quantity	Contract Base Number	Contract *	Area Team	Region	England
% of all assessments that were assess and fit appliances (case starts)	669	698	95.8%	76.2%	62.0%	60.4%
% of all assessments that were assess and refuse	20	698	2.9%	6.8%	10.5%	11.4%
% of all assessments that were assess and review	9	698	1.3%	16.9%	27.5%	28.3%
% of case starts with a reported IOTN of 3 and Aesthetic Component of 5 or below	0	669	N/A	0.0%	0.2%	0.1%
% of case starts with a reported IOTN of 3 and Aesthetic Component of 6 or above	6	669	0.9%	2.1%	3.4%	4.0%
% of case starts with a reported IOTN of 4	519	669	77.6%	78.1%	77.8%	77.8%
% of case starts with a reported IOTN of 5	92	669	13.8%	18.0%	17.2%	16.7 %
% of concluded courses in receipt of dual-arch fixed appliances	0	651	N/A	65.4%	73.7%	74.3%
% of concluded courses where treatment was abandoned or discontinued	43	651	6.6%	6.0%	5.5%	6.9%
% of patients satisfied with the treatment they have received	44	47	93.6%	95.3%	96.1%	95.7%

\* Figures in italics indicate that the base number is less than 100.

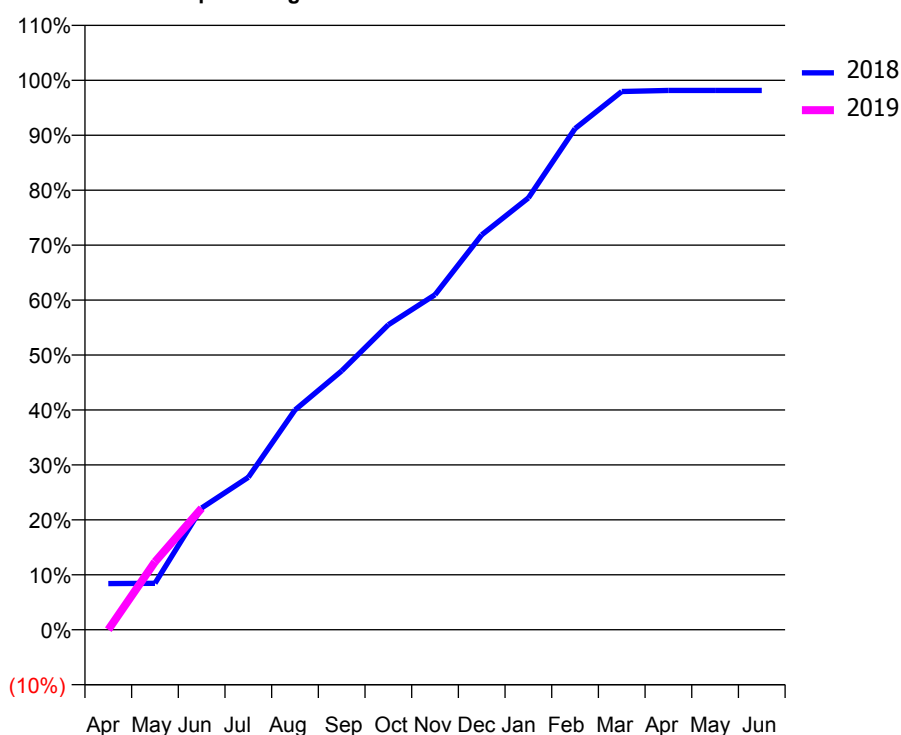
### Q67 - Vital Signs Orthodontic At a Glance Contract Report for 119059/0001 - June 2018

Name or company name	Bespoke Orthodontics Ltd	18/19 Contracted general activity (UDA)	0
Contract type name	PDS Contract	Carry forward general activity (UDA)	0
Purpose of contract	Orthodontic	18/19 Contracted orthodontic activity (UOA)	1,560
Contract start date	01/04/2013	Carry forward orthodontic activity (UOA)	0
Contract end date	31/03/2019	Baseline contract value	£89,134.52

ACCESS	Contract	England and Wales
24 month ratio of assessments to patient IDs	1.03	1.09

ACTIVITY	Contract
Contract assess and fit appliances (case starts) as a percentage of Area Team case starts	0.8 %

Cumulative percentage of contracted UOA delivered 2018 & 2019



Month	Adjusted Scheduled Activity (UOA)		
	2017	2018	2019
April	84	131	0
May	300	132	193
June	364	346	345
July	649	433	
August	757	624	
September	867	735	
October	956	866	
November	1,024	951	
December	1,024	1,121	
January	1,024	1,226	
February	1,024	1,423	
March	1,566	1,528	
April	1,566	1,531	
May	1,566	1,531	
June	1,566	1,531	

#### QUANTITY METRICS (rolling 12 month period)

	Contract Quantity	Contract Base Number	Contract *	Area Team	Region	England
% of all assessments that were assess and fit appliances (case starts)	72	111	64.9%	76.2%	62.0%	60.4%
% of all assessments that were assess and refuse	5	111	4.5%	6.8%	10.5%	11.4%
% of all assessments that were assess and review	34	111	30.6%	16.9%	27.5%	28.3%
% of case starts with a reported IOTN of 3 and Aesthetic Component of 5 or below	0	72	<i>N/A</i>	0.0%	0.2%	0.1%
% of case starts with a reported IOTN of 3 and Aesthetic Component of 6 or above	1	72	<i>1.4%</i>	2.1%	3.4%	4.0%
% of case starts with a reported IOTN of 4	51	72	70.8%	78.1%	77.8%	77.8%
% of case starts with a reported IOTN of 5	20	72	27.8%	18.0%	17.2%	16.7 %
% of concluded courses in receipt of dual-arch fixed appliances	18	27	66.7%	65.4%	73.7%	74.3%
% of concluded courses where treatment was abandoned or discontinued	7	27	25.9%	6.0%	5.5%	6.9%
% of patients satisfied with the treatment they have received	3	3	100.0%	95.3%	96.1%	95.7%

\* Figures in italics indicate that the base number is less than 100.



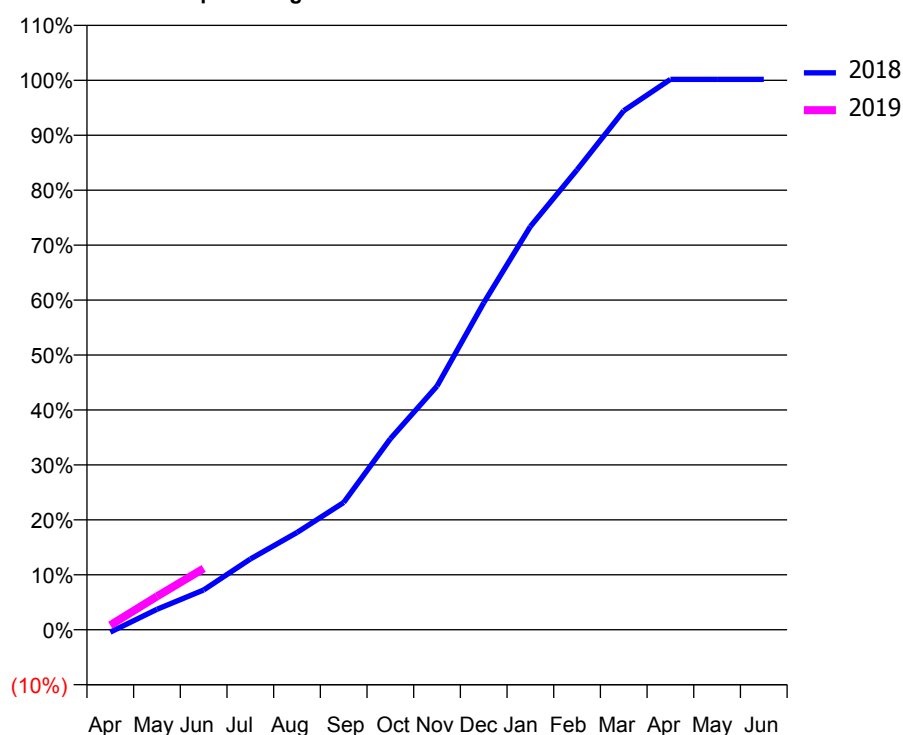
### Q67 - Vital Signs Orthodontic At a Glance Contract Report for 133035/0001 - June 2018

Name or company name	Rochester Orthodontic Centre	18/19 Contracted general activity (UDA)	0
Contract type name	PDS Contract	Carry forward general activity (UDA)	0
Purpose of contract	Orthodontic	18/19 Contracted orthodontic activity (UOA)	38,257
Contract start date	07/04/2013	Carry forward orthodontic activity (UOA)	0
Contract end date	31/03/2019	Baseline contract value	£2,579,216.78

ACCESS	Contract	England and Wales
24 month ratio of assessments to patient IDs	1.01	1.09

ACTIVITY	Contract
Contract assess and fit appliances (case starts) as a percentage of Area Team case starts	21.6 %

Cumulative percentage of contracted UOA delivered 2018 & 2019



Month	Adjusted Scheduled Activity (UOA)		
	2017	2018	2019
April	1,506	-174	323
May	3,440	1,425	2,328
June	5,270	2,770	4,264
July	8,109	4,926	
August	10,658	6,773	
September	12,446	8,862	
October	14,407	13,299	
November	18,017	16,966	
December	22,351	22,759	
January	24,638	28,076	
February	28,914	32,024	
March	33,885	36,139	
April	37,763	38,323	
May	37,763	38,323	
June	37,763	38,323	

#### QUANTITY METRICS (rolling 12 month period)

	Contract Quantity	Contract Base Number	Contract *	Area Team	Region	England
% of all assessments that were assess and fit appliances (case starts)	1,910	1,978	96.6%	76.2%	62.0%	60.4%
% of all assessments that were assess and refuse	23	1,978	1.2%	6.8%	10.5%	11.4%
% of all assessments that were assess and review	45	1,978	2.3%	16.9%	27.5%	28.3%
% of case starts with a reported IOTN of 3 and Aesthetic Component of 5 or below	0	1,910	N/A	0.0%	0.2%	0.1%
% of case starts with a reported IOTN of 3 and Aesthetic Component of 6 or above	49	1,910	2.6%	2.1%	3.4%	4.0%
% of case starts with a reported IOTN of 4	1,393	1,910	72.9%	78.1%	77.8%	77.8%
% of case starts with a reported IOTN of 5	455	1,910	23.8%	18.0%	17.2%	16.7%
% of concluded courses in receipt of dual-arch fixed appliances	1,660	1,843	90.1%	65.4%	73.7%	74.3%
% of concluded courses where treatment was abandoned or discontinued	153	1,843	8.3%	6.0%	5.5%	6.9%
% of patients satisfied with the treatment they have received	43	43	100.0%	95.3%	96.1%	95.7%

\* Figures in italics indicate that the base number is less than 100.

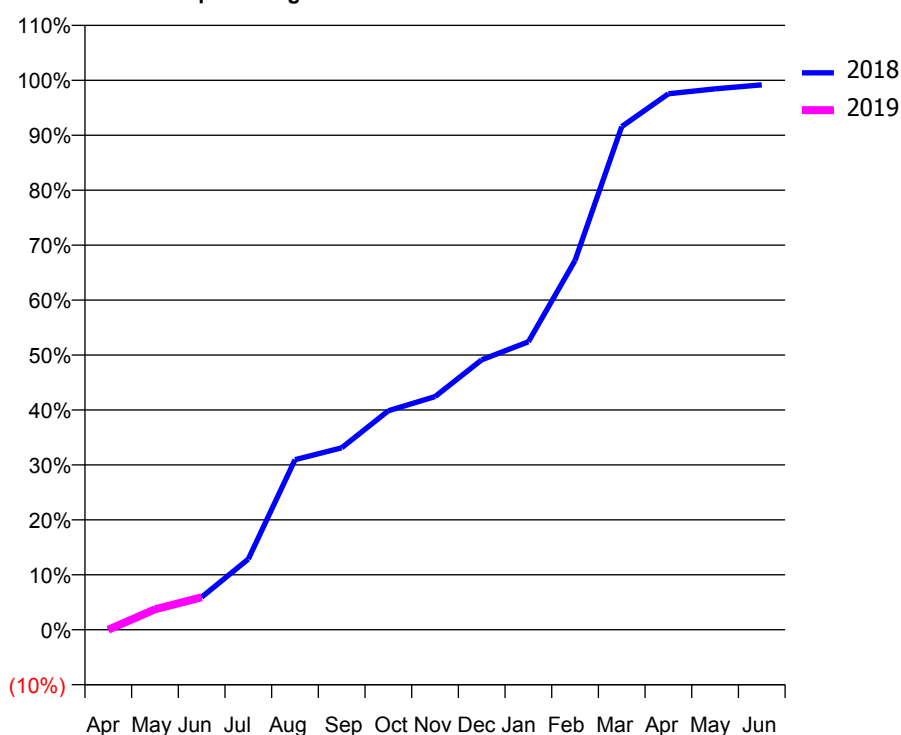
### Q67 - Vital Signs Orthodontic At a Glance Contract Report for 148350/0001 - June 2018

Name or company name	Folkestone & Dover Orthodontics Limited	18/19 Contracted general activity (UDA)	0
Contract type name	PDS Contract	Carry forward general activity (UDA)	0
Purpose of contract	Orthodontic	18/19 Contracted orthodontic activity (UOA)	5,796
Contract start date	01/04/2008	Carry forward orthodontic activity (UOA)	0
Contract end date	31/03/2019	Baseline contract value	£392,707.39

ACCESS	Contract	England and Wales
24 month ratio of assessments to patient IDs	1.03	1.09

ACTIVITY	Contract
Contract assess and fit appliances (case starts) as a percentage of Area Team case starts	3.1 %

Cumulative percentage of contracted UOA delivered 2018 & 2019



Month	Adjusted Scheduled Activity (UOA)		
	2017	2018	2019
April	64	0	0
May	278	214	216
June	436	344	342
July	777	746	
August	1,093	1,794	
September	1,511	1,920	
October	1,875	2,310	
November	2,422	2,460	
December	3,194	2,847	
January	3,662	3,037	
February	4,131	3,895	
March	4,947	5,307	
April	5,758	5,654	
May	5,844	5,706	
June	5,844	5,748	

#### QUANTITY METRICS (rolling 12 month period)

	Contract Quantity	Contract Base Number	Contract *	Area Team	Region	England
% of all assessments that were assess and fit appliances (case starts)	276	369	74.8%	76.2%	62.0%	60.4%
% of all assessments that were assess and refuse	57	369	15.4%	6.8%	10.5%	11.4%
% of all assessments that were assess and review	36	369	9.8%	16.9%	27.5%	28.3%
% of case starts with a reported IOTN of 3 and Aesthetic Component of 5 or below	0	276	N/A	0.0%	0.2%	0.1%
% of case starts with a reported IOTN of 3 and Aesthetic Component of 6 or above	1	276	0.4%	2.1%	3.4%	4.0%
% of case starts with a reported IOTN of 4	225	276	81.5%	78.1%	77.8%	77.8%
% of case starts with a reported IOTN of 5	49	276	17.8%	18.0%	17.2%	16.7 %
% of concluded courses in receipt of dual-arch fixed appliances	148	173	85.5%	65.4%	73.7%	74.3%
% of concluded courses where treatment was abandoned or discontinued	13	173	7.5%	6.0%	5.5%	6.9%
% of patients satisfied with the treatment they have received	5	6	83.3%	95.3%	96.1%	95.7%

\* Figures in italics indicate that the base number is less than 100.

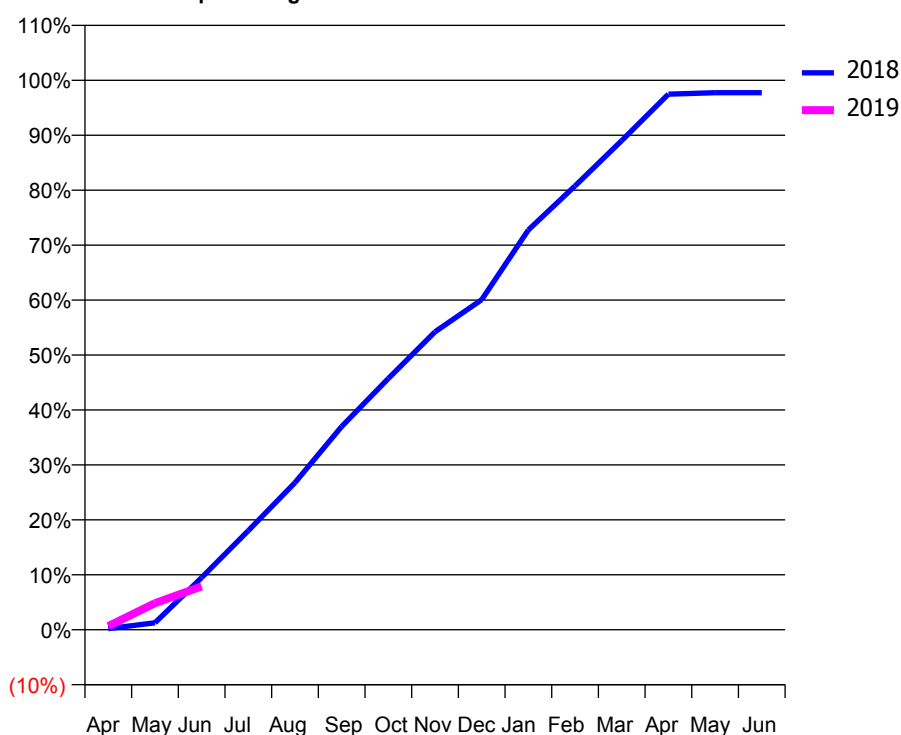
### Q67 - Vital Signs Orthodontic At a Glance Contract Report for 195820/0001 - June 2018

Name or company name	Mr B Hayes (Aligndent Limited)	18/19 Contracted general activity (UDA)	0
Contract type name	PDS Contract	Carry forward general activity (UDA)	0
Purpose of contract	Orthodontic	18/19 Contracted orthodontic activity (UOA)	25,364
Contract start date	01/01/2008	Carry forward orthodontic activity (UOA)	0
Contract end date	31/03/2025	Baseline contract value	£1,712,194.56

ACCESS	Contract	England and Wales
24 month ratio of assessments to patient IDs	1.04	1.09

ACTIVITY	Contract
Contract assess and fit appliances (case starts) as a percentage of Area Team case starts	9.7 %

Cumulative percentage of contracted UOA delivered 2018 & 2019



Month	Adjusted Scheduled Activity (UOA)		
	2017	2018	2019
April	-302	39	172
May	584	234	1,230
June	1,909	1,746	2,001
July	3,263	3,312	
August	4,976	4,918	
September	7,034	6,794	
October	8,654	8,399	
November	9,907	9,957	
December	11,358	11,032	
January	12,518	13,364	
February	13,909	14,832	
March	16,934	16,346	
April	19,310	17,900	
May	20,453	17,949	
June	20,454	17,949	

#### QUANTITY METRICS (rolling 12 month period)

	Contract Quantity	Contract Base Number	Contract *	Area Team	Region	England
% of all assessments that were assess and fit appliances (case starts)	852	1,639	52.0%	76.2%	62.0%	60.4%
% of all assessments that were assess and refuse	154	1,639	9.4%	6.8%	10.5%	11.4%
% of all assessments that were assess and review	633	1,639	38.6%	16.9%	27.5%	28.3%
% of case starts with a reported IOTN of 3 and Aesthetic Component of 5 or below	0	852	N/A	0.0%	0.2%	0.1%
% of case starts with a reported IOTN of 3 and Aesthetic Component of 6 or above	0	852	N/A	2.1%	3.4%	4.0%
% of case starts with a reported IOTN of 4	728	852	85.4%	78.1%	77.8%	77.8%
% of case starts with a reported IOTN of 5	67	852	7.9%	18.0%	17.2%	16.7 %
% of concluded courses in receipt of dual-arch fixed appliances	0	1,002	N/A	65.4%	73.7%	74.3%
% of concluded courses where treatment was abandoned or discontinued	99	1,002	9.9%	6.0%	5.5%	6.9%
% of patients satisfied with the treatment they have received	15	16	93.8%	95.3%	96.1%	95.7%

\* Figures in italics indicate that the base number is less than 100.

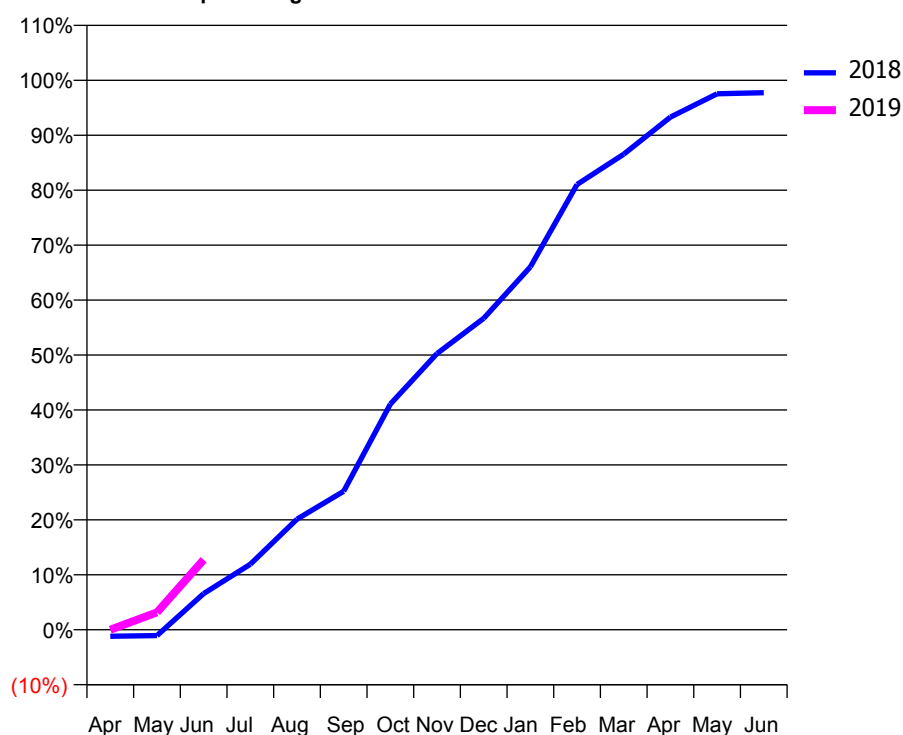
### Q67 - Vital Signs Orthodontic At a Glance Contract Report for 197602/0001 - June 2018

Name or company name	Richard Flanagan and Associates Ltd	18/19 Contracted general activity (UDA)	0
Contract type name	PDS Contract	Carry forward general activity (UDA)	0
Purpose of contract	Orthodontic	18/19 Contracted orthodontic activity (UOA)	20,293
Contract start date	01/09/2007	Carry forward orthodontic activity (UOA)	0
Contract end date	31/03/2019	Baseline contract value	£1,404,494.64

ACCESS	Contract	England and Wales
24 month ratio of assessments to patient IDs	1.12	1.09

ACTIVITY	Contract
Contract assess and fit appliances (case starts) as a percentage of Area Team case starts	11.1 %

Cumulative percentage of contracted UOA delivered 2018 & 2019



Month	Adjusted Scheduled Activity (UOA)		
	2017	2018	2019
April	-195	-242	0
May	377	-221	642
June	1,060	1,337	2,589
July	4,142	2,420	
August	4,702	4,085	
September	6,041	5,114	
October	7,314	8,336	
November	8,981	10,202	
December	10,657	11,503	
January	13,330	13,400	
February	14,596	16,445	
March	17,481	17,561	
April	17,750	18,933	
May	19,691	19,793	
June	20,051	19,835	

#### QUANTITY METRICS (rolling 12 month period)

	Contract Quantity	Contract Base Number	Contract *	Area Team	Region	England
% of all assessments that were assess and fit appliances (case starts)	979	1,612	60.7%	76.2%	62.0%	60.4%
% of all assessments that were assess and refuse	226	1,612	14.0%	6.8%	10.5%	11.4%
% of all assessments that were assess and review	407	1,612	25.2%	16.9%	27.5%	28.3%
% of case starts with a reported IOTN of 3 and Aesthetic Component of 5 or below	0	979	N/A	0.0%	0.2%	0.1%
% of case starts with a reported IOTN of 3 and Aesthetic Component of 6 or above	15	979	1.5%	2.1%	3.4%	4.0%
% of case starts with a reported IOTN of 4	750	979	76.6%	78.1%	77.8%	77.8%
% of case starts with a reported IOTN of 5	214	979	21.9%	18.0%	17.2%	16.7%
% of concluded courses in receipt of dual-arch fixed appliances	428	512	83.6%	65.4%	73.7%	74.3%
% of concluded courses where treatment was abandoned or discontinued	28	512	5.5%	6.0%	5.5%	6.9%
% of patients satisfied with the treatment they have received	24	26	92.3%	95.3%	96.1%	95.7%

\* Figures in italics indicate that the base number is less than 100.

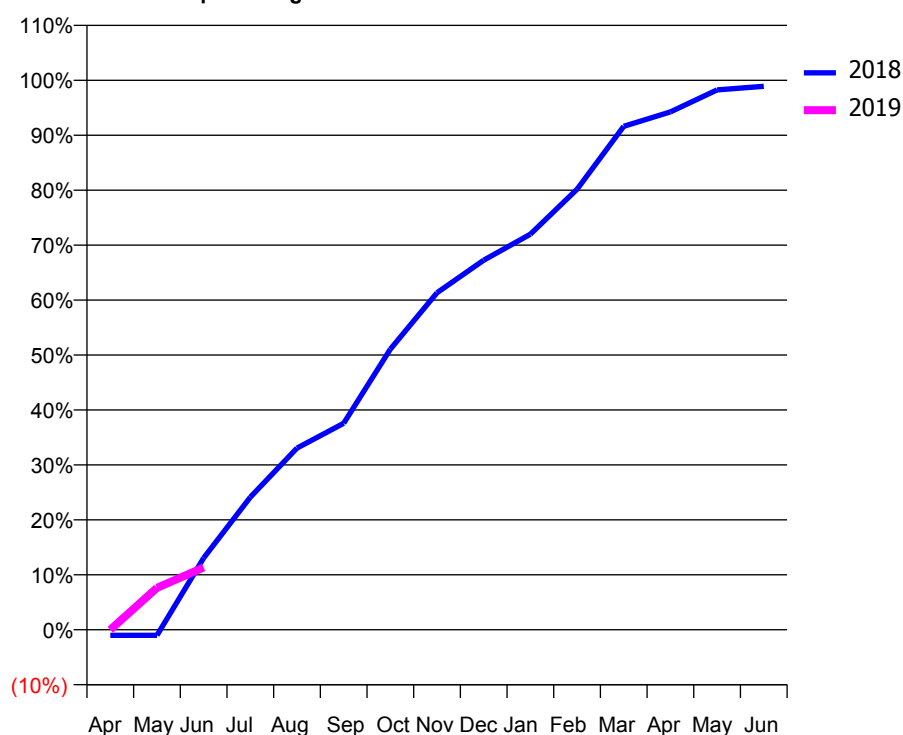
### Q67 - Vital Signs Orthodontic At a Glance Contract Report for 197602/0003 - June 2018

Name or company name	Richard Flanagan and Associates Ltd	18/19 Contracted general activity (UDA)	0
Contract type name	PDS Contract	Carry forward general activity (UDA)	0
Purpose of contract	Orthodontic	18/19 Contracted orthodontic activity (UOA)	9,110
Contract start date	01/09/2007	Carry forward orthodontic activity (UOA)	0
Contract end date	31/03/2019	Baseline contract value	£610,975.65

ACCESS	Contract	England and Wales
24 month ratio of assessments to patient IDs	1.14	1.09

ACTIVITY	Contract
Contract assess and fit appliances (case starts) as a percentage of Area Team case starts	4.7 %

Cumulative percentage of contracted UOA delivered 2018 & 2019



Month	Adjusted Scheduled Activity (UOA)		
	2017	2018	2019
April	-2	-93	0
May	151	-93	696
June	1,838	1,191	1,033
July	4,362	2,199	
August	4,991	3,012	
September	5,560	3,423	
October	6,140	4,653	
November	6,929	5,587	
December	7,672	6,127	
January	7,940	6,557	
February	8,002	7,304	
March	8,401	8,346	
April	8,438	8,585	
May	8,988	8,950	
June	9,017	9,010	

#### QUANTITY METRICS (rolling 12 month period)

	Contract Quantity	Contract Base Number	Contract *	Area Team	Region	England
% of all assessments that were assess and fit appliances (case starts)	415	661	62.8%	76.2%	62.0%	60.4%
% of all assessments that were assess and refuse	75	661	11.3%	6.8%	10.5%	11.4%
% of all assessments that were assess and review	171	661	25.9%	16.9%	27.5%	28.3%
% of case starts with a reported IOTN of 3 and Aesthetic Component of 5 or below	0	415	N/A	0.0%	0.2%	0.1%
% of case starts with a reported IOTN of 3 and Aesthetic Component of 6 or above	16	415	3.9%	2.1%	3.4%	4.0%
% of case starts with a reported IOTN of 4	302	415	72.8%	78.1%	77.8%	77.8%
% of case starts with a reported IOTN of 5	97	415	23.4%	18.0%	17.2%	16.7 %
% of concluded courses in receipt of dual-arch fixed appliances	270	314	86.0%	65.4%	73.7%	74.3%
% of concluded courses where treatment was abandoned or discontinued	13	314	4.1%	6.0%	5.5%	6.9%
% of patients satisfied with the treatment they have received	8	9	88.9%	95.3%	96.1%	95.7%

\* Figures in italics indicate that the base number is less than 100.

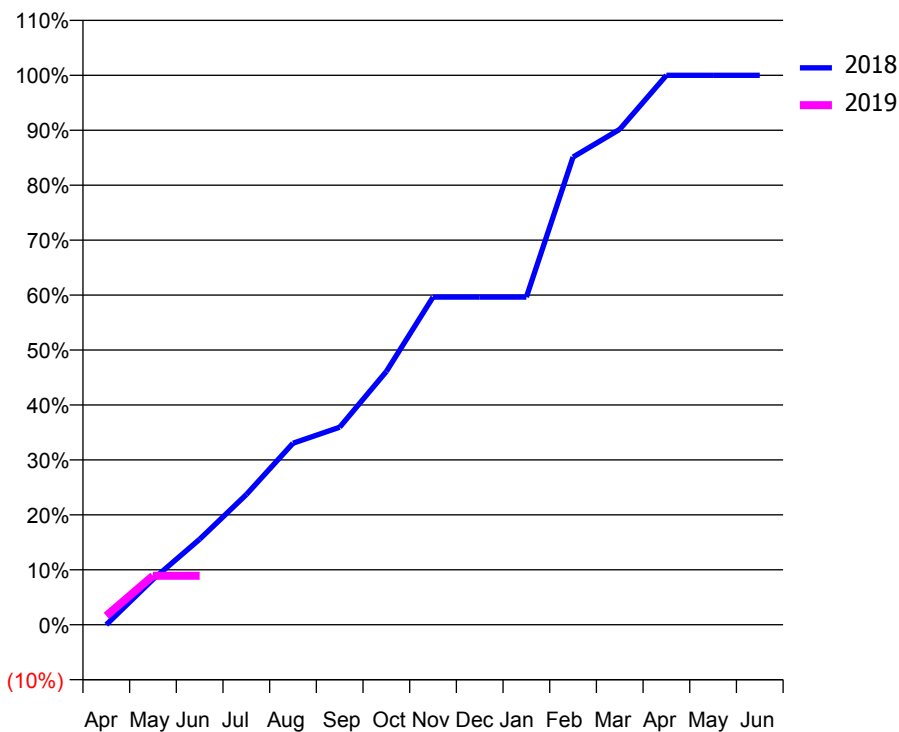
### Q67 - Vital Signs Orthodontic At a Glance Contract Report for 326852/0001 - June 2018

Name or company name	MR PM DAVIS	18/19 Contracted general activity (UDA)	0
Contract type name	PDS Contract	Carry forward general activity (UDA)	0
Purpose of contract	Orthodontic	18/19 Contracted orthodontic activity (UOA)	7,910
Contract start date	01/04/2006	Carry forward orthodontic activity (UOA)	0
Contract end date	31/03/2019	Baseline contract value	£456,169.92

ACCESS	Contract	England and Wales
24 month ratio of assessments to patient IDs	1.03	1.09

ACTIVITY	Contract
Contract assess and fit appliances (case starts) as a percentage of Area Team case starts	4.0 %

Cumulative percentage of contracted UOA delivered 2018 & 2019



Month	Adjusted Scheduled Activity (UOA)		
	2017	2018	2019
April	-41	0	130
May	-41	654	705
June	169	1,232	705
July	1,366	1,875	
August	1,933	2,614	
September	2,542	2,845	
October	3,193	3,647	
November	3,676	4,718	
December	4,835	4,718	
January	5,234	4,718	
February	5,833	6,734	
March	7,228	7,133	
April	7,963	7,910	
May	7,963	7,910	
June	7,963	7,910	

#### QUANTITY METRICS (rolling 12 month period)

	Contract Quantity	Contract Base Number	Contract *	Area Team	Region	England
% of all assessments that were assess and fit appliances (case starts)	356	386	92.2%	76.2%	62.0%	60.4%
% of all assessments that were assess and refuse	0	386	0.0%	6.8%	10.5%	11.4%
% of all assessments that were assess and review	30	386	7.8%	16.9%	27.5%	28.3%
% of case starts with a reported IOTN of 3 and Aesthetic Component of 5 or below	0	356	N/A	0.0%	0.2%	0.1%
% of case starts with a reported IOTN of 3 and Aesthetic Component of 6 or above	1	356	0.3%	2.1%	3.4%	4.0%
% of case starts with a reported IOTN of 4	309	356	86.8%	78.1%	77.8%	77.8%
% of case starts with a reported IOTN of 5	43	356	12.1%	18.0%	17.2%	16.7 %
% of concluded courses in receipt of dual-arch fixed appliances	301	315	95.6%	65.4%	73.7%	74.3%
% of concluded courses where treatment was abandoned or discontinued	13	315	4.1%	6.0%	5.5%	6.9%
% of patients satisfied with the treatment they have received	18	19	94.7%	95.3%	96.1%	95.7%

\* Figures in italics indicate that the base number is less than 100.

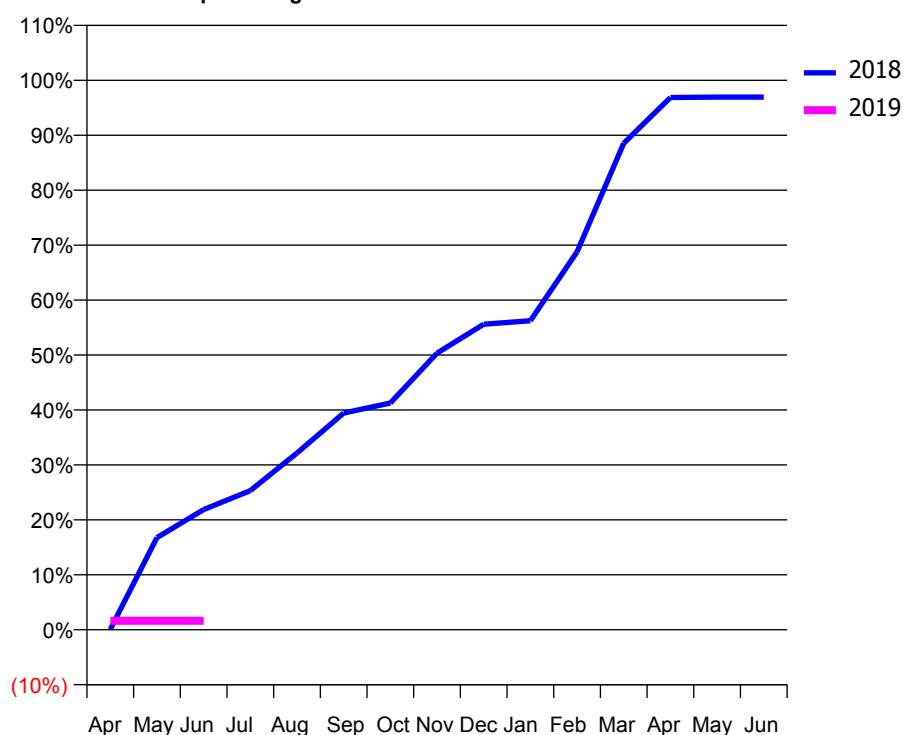
### Q67 - Vital Signs Orthodontic At a Glance Contract Report for 330736/0018 - June 2018

Name or company name	MR N PATEL	18/19 Contracted general activity (UDA)	38,100
Contract type name	GDS Contract	Carry forward general activity (UDA)	0
Purpose of contract	General and Orthodontic	18/19 Contracted orthodontic activity (UOA)	1,275
Contract start date	01/01/2015	Carry forward orthodontic activity (UOA)	0
Contract end date		Baseline contract value	£997,860.21

ACCESS	Contract	England and Wales
24 month ratio of assessments to patient IDs	1.11	1.09

ACTIVITY	Contract
Contract assess and fit appliances (case starts) as a percentage of Area Team case starts	0.5 %

Cumulative percentage of contracted UOA delivered 2018 & 2019



Month	Adjusted Scheduled Activity (UOA)		
	2017	2018	2019
April	0	1	21
May	73	214	21
June	77	279	21
July	382	323	
August	390	410	
September	566	503	
October	780	526	
November	786	642	
December	1,000	709	
January	1,064	717	
February	1,175	877	
March	1,198	1,129	
April	1,261	1,235	
May	1,307	1,236	
June	1,307	1,236	

#### QUANTITY METRICS (rolling 12 month period)

	Contract Quantity	Contract Base Number	Contract *	Area Team	Region	England
% of all assessments that were assess and fit appliances (case starts)	42	158	26.6%	76.2%	62.0%	60.4%
% of all assessments that were assess and refuse	15	158	9.5%	6.8%	10.5%	11.4%
% of all assessments that were assess and review	101	158	63.9%	16.9%	27.5%	28.3%
% of case starts with a reported IOTN of 3 and Aesthetic Component of 5 or below	0	42	<i>N/A</i>	0.0%	0.2%	0.1%
% of case starts with a reported IOTN of 3 and Aesthetic Component of 6 or above	0	42	<i>N/A</i>	2.1%	3.4%	4.0%
% of case starts with a reported IOTN of 4	41	42	97.6%	78.1%	77.8%	77.8%
% of case starts with a reported IOTN of 5	1	42	2.4%	18.0%	17.2%	16.7 %
% of concluded courses in receipt of dual-arch fixed appliances	9	33	27.3%	65.4%	73.7%	74.3%
% of concluded courses where treatment was abandoned or discontinued	13	33	39.4%	6.0%	5.5%	6.9%
% of patients satisfied with the treatment they have received	0	0	<i>N/A</i>	95.3%	96.1%	95.7%

\* Figures in italics indicate that the base number is less than 100.

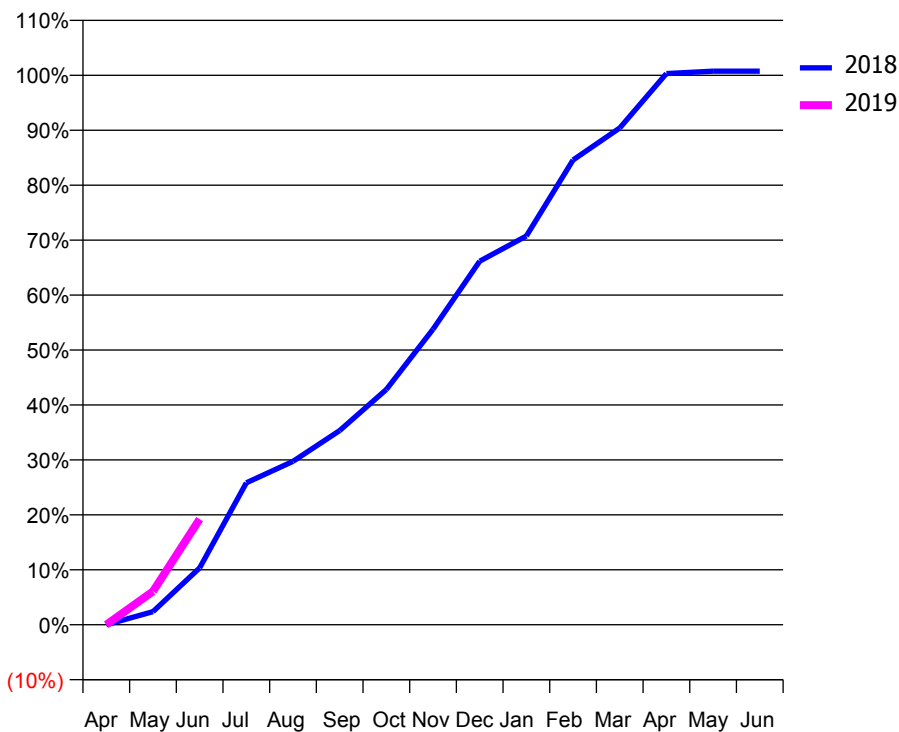
### Q67 - Vital Signs Orthodontic At a Glance Contract Report for 332321/0001 - June 2018

Name or company name	MRS RA KANE	18/19 Contracted general activity (UDA)	0
Contract type name	PDS Contract	Carry forward general activity (UDA)	0
Purpose of contract	Orthodontic	18/19 Contracted orthodontic activity (UOA)	4,498
Contract start date	01/04/2006	Carry forward orthodontic activity (UOA)	0
Contract end date	31/03/2019	Baseline contract value	£301,060.65

ACCESS	Contract	England and Wales
24 month ratio of assessments to patient IDs	1.02	1.09

ACTIVITY	Contract
Contract assess and fit appliances (case starts) as a percentage of Area Team case starts	2.8 %

Cumulative percentage of contracted UOA delivered 2018 & 2019



Month	Adjusted Scheduled Activity (UOA)		
	2017	2018	2019
April	21	-1	0
May	256	108	273
June	613	465	865
July	1,012	1,162	
August	1,075	1,338	
September	1,348	1,590	
October	1,793	1,926	
November	2,363	2,419	
December	2,806	2,976	
January	3,126	3,182	
February	3,427	3,805	
March	4,035	4,066	
April	4,434	4,512	
May	4,497	4,532	
June	4,497	4,532	

#### QUANTITY METRICS (rolling 12 month period)

	Contract Quantity	Contract Base Number	Contract *	Area Team	Region	England
% of all assessments that were assess and fit appliances (case starts)	250	300	83.3%	76.2%	62.0%	60.4%
% of all assessments that were assess and refuse	22	300	7.3%	6.8%	10.5%	11.4%
% of all assessments that were assess and review	28	300	9.3%	16.9%	27.5%	28.3%
% of case starts with a reported IOTN of 3 and Aesthetic Component of 5 or below	0	250	N/A	0.0%	0.2%	0.1%
% of case starts with a reported IOTN of 3 and Aesthetic Component of 6 or above	15	250	6.0%	2.1%	3.4%	4.0%
% of case starts with a reported IOTN of 4	194	250	77.6%	78.1%	77.8%	77.8%
% of case starts with a reported IOTN of 5	39	250	15.6%	18.0%	17.2%	16.7%
% of concluded courses in receipt of dual-arch fixed appliances	164	191	85.9%	65.4%	73.7%	74.3%
% of concluded courses where treatment was abandoned or discontinued	10	191	5.2%	6.0%	5.5%	6.9%
% of patients satisfied with the treatment they have received	7	7	100.0%	95.3%	96.1%	95.7%

\* Figures in italics indicate that the base number is less than 100.



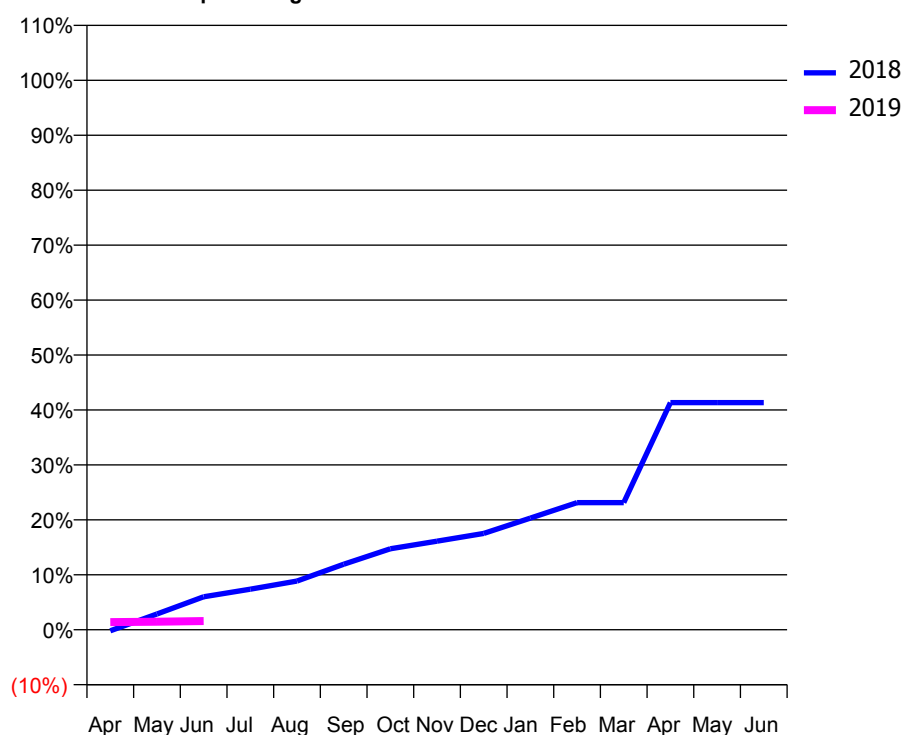
### Q67 - Vital Signs Orthodontic At a Glance Contract Report for 574376/0002 - June 2018

Name or company name	MR EM CAMPBELL	18/19 Contracted general activity (UDA)	0
Contract type name	PDS Contract	Carry forward general activity (UDA)	0
Purpose of contract	Orthodontic	18/19 Contracted orthodontic activity (UOA)	1,500
Contract start date	01/12/2013	Carry forward orthodontic activity (UOA)	0
Contract end date	31/03/2019	Baseline contract value	£94,939.83

ACCESS	Contract	England and Wales
24 month ratio of assessments to patient IDs	1.01	1.09

ACTIVITY	Contract
Contract assess and fit appliances (case starts) as a percentage of Area Team case starts	0.3 %

Cumulative percentage of contracted UOA delivered 2018 & 2019



Month	Adjusted Scheduled Activity (UOA)		
	2017	2018	2019
April	4	-3	21
May	130	43	22
June	194	90	24
July	321	111	
August	405	133	
September	405	179	
October	510	221	
November	511	242	
December	511	263	
January	658	305	
February	1,082	347	
March	1,338	347	
April	1,489	620	
May	1,489	620	
June	1,489	620	

#### QUANTITY METRICS (rolling 12 month period)

	Contract Quantity	Contract Base Number	Contract *	Area Team	Region	England
% of all assessments that were assess and fit appliances (case starts)	27	31	87.1%	76.2%	62.0%	60.4%
% of all assessments that were assess and refuse	1	31	3.2%	6.8%	10.5%	11.4%
% of all assessments that were assess and review	3	31	9.7%	16.9%	27.5%	28.3%
% of case starts with a reported IOTN of 3 and Aesthetic Component of 5 or below	0	27	N/A	0.0%	0.2%	0.1%
% of case starts with a reported IOTN of 3 and Aesthetic Component of 6 or above	1	27	3.7%	2.1%	3.4%	4.0%
% of case starts with a reported IOTN of 4	18	27	66.7%	78.1%	77.8%	77.8%
% of case starts with a reported IOTN of 5	6	27	22.2%	18.0%	17.2%	16.7 %
% of concluded courses in receipt of dual-arch fixed appliances	0	52	N/A	65.4%	73.7%	74.3%
% of concluded courses where treatment was abandoned or discontinued	1	52	1.9%	6.0%	5.5%	6.9%
% of patients satisfied with the treatment they have received	1	1	100.0%	95.3%	96.1%	95.7%

\* Figures in italics indicate that the base number is less than 100.

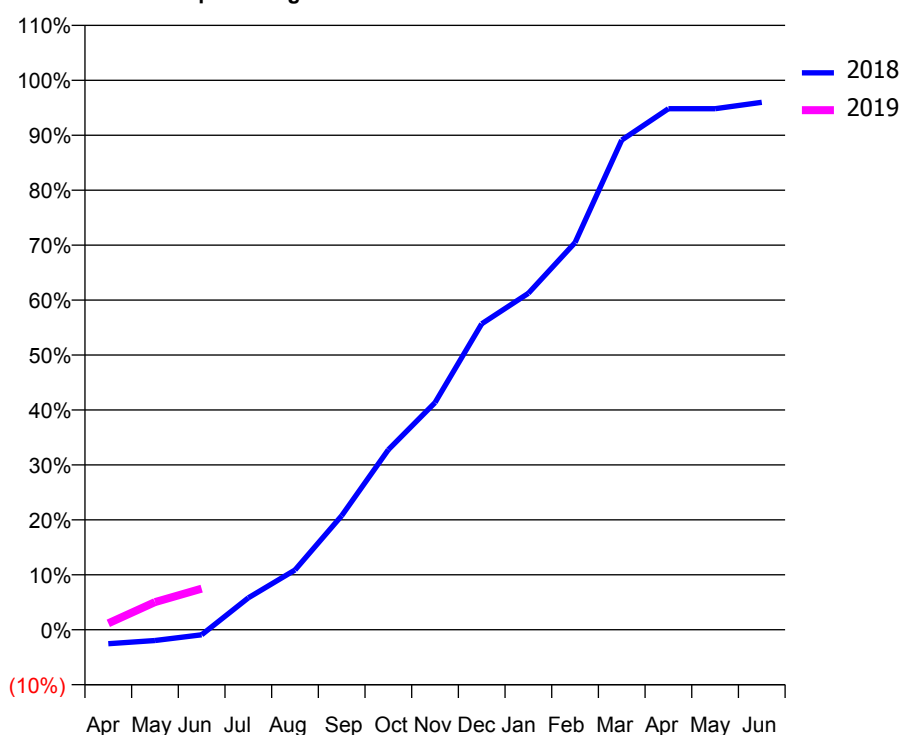
### Q67 - Vital Signs Orthodontic At a Glance Contract Report for 574376/0003 - June 2018

Name or company name	MR EM CAMPBELL	18/19 Contracted general activity (UDA)	0
Contract type name	GDS Contract	Carry forward general activity (UDA)	0
Purpose of contract	Orthodontic	18/19 Contracted orthodontic activity (UOA)	3,561
Contract start date	01/12/2013	Carry forward orthodontic activity (UOA)	0
Contract end date		Baseline contract value	£233,553.68

ACCESS	Contract	England and Wales
24 month ratio of assessments to patient IDs	1.02	1.09

ACTIVITY	Contract
Contract assess and fit appliances (case starts) as a percentage of Area Team case starts	2.0 %

Cumulative percentage of contracted UOA delivered 2018 & 2019



Month	Adjusted Scheduled Activity (UOA)		
	2017	2018	2019
April	-133	-91	42
May	39	-70	179
June	109	-33	267
July	371	207	
August	566	388	
September	884	739	
October	1,139	1,167	
November	1,464	1,472	
December	2,482	1,983	
January	2,861	2,181	
February	3,125	2,509	
March	3,302	3,174	
April	3,470	3,377	
May	3,470	3,377	
June	3,470	3,418	

#### QUANTITY METRICS (rolling 12 month period)

	Contract Quantity	Contract Base Number	Contract *	Area Team	Region	England
% of all assessments that were assess and fit appliances (case starts)	174	294	59.2%	76.2%	62.0%	60.4%
% of all assessments that were assess and refuse	33	294	11.2%	6.8%	10.5%	11.4%
% of all assessments that were assess and review	87	294	29.6%	16.9%	27.5%	28.3%
% of case starts with a reported IOTN of 3 and Aesthetic Component of 5 or below	0	174	N/A	0.0%	0.2%	0.1%
% of case starts with a reported IOTN of 3 and Aesthetic Component of 6 or above	10	174	5.7%	2.1%	3.4%	4.0%
% of case starts with a reported IOTN of 4	135	174	77.6%	78.1%	77.8%	77.8%
% of case starts with a reported IOTN of 5	25	174	14.4%	18.0%	17.2%	16.7 %
% of concluded courses in receipt of dual-arch fixed appliances	29	103	28.2%	65.4%	73.7%	74.3%
% of concluded courses where treatment was abandoned or discontinued	1	103	1.0%	6.0%	5.5%	6.9%
% of patients satisfied with the treatment they have received	5	5	100.0%	95.3%	96.1%	95.7%

\* Figures in italics indicate that the base number is less than 100.

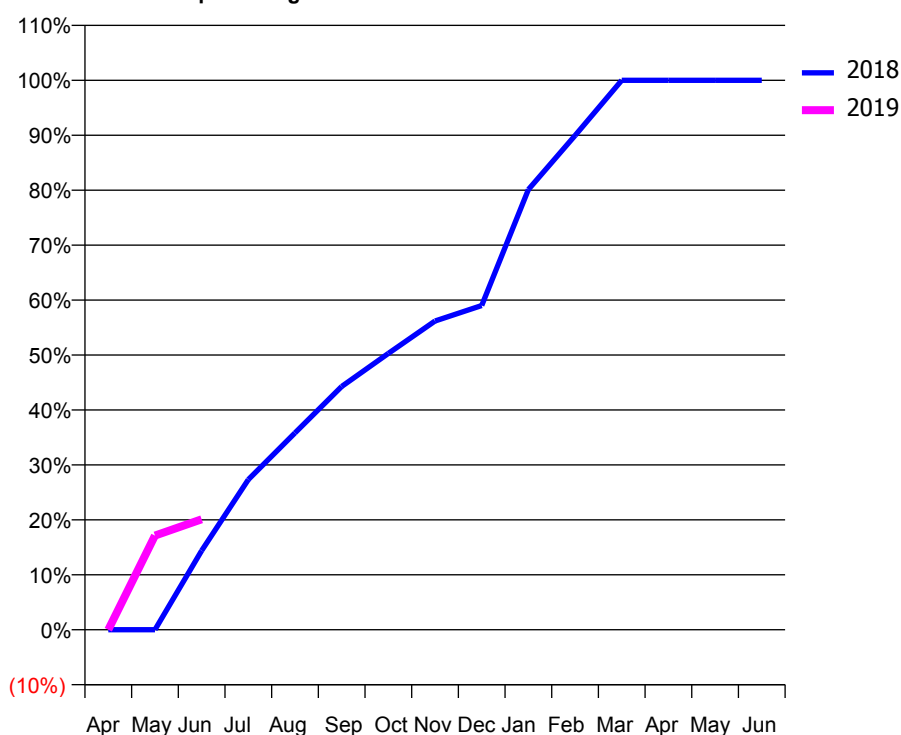
### Q67 - Vital Signs Orthodontic At a Glance Contract Report for 623369/0001 - June 2018

Name or company name	MR RP BATEMAN	18/19 Contracted general activity (UDA)	0
Contract type name	PDS Contract	Carry forward general activity (UDA)	0
Purpose of contract	Orthodontic	18/19 Contracted orthodontic activity (UOA)	1,493
Contract start date	01/04/2006	Carry forward orthodontic activity (UOA)	0
Contract end date	31/03/2019	Baseline contract value	£100,610.95

ACCESS	Contract	England and Wales
24 month ratio of assessments to patient IDs	1.01	1.09

ACTIVITY	Contract
Contract assess and fit appliances (case starts) as a percentage of Area Team case starts	0.8 %

Cumulative percentage of contracted UOA delivered 2018 & 2019



Month	Adjusted Scheduled Activity (UOA)		
	2017	2018	2019
April	0	0	0
May	0	0	256
June	341	215	300
July	342	408	
August	647	535	
September	707	661	
October	941	751	
November	1,089	839	
December	1,111	881	
January	1,346	1,196	
February	1,346	1,343	
March	1,493	1,493	
April	1,493	1,493	
May	1,493	1,493	
June	1,493	1,493	

#### QUANTITY METRICS (rolling 12 month period)

	Contract Quantity	Contract Base Number	Contract *	Area Team	Region	England
% of all assessments that were assess and fit appliances (case starts)	75	99	75.8%	76.2%	62.0%	60.4%
% of all assessments that were assess and refuse	4	99	4.0%	6.8%	10.5%	11.4%
% of all assessments that were assess and review	20	99	20.2%	16.9%	27.5%	28.3%
% of case starts with a reported IOTN of 3 and Aesthetic Component of 5 or below	0	75	<i>N/A</i>	0.0%	0.2%	0.1%
% of case starts with a reported IOTN of 3 and Aesthetic Component of 6 or above	10	75	13.3%	2.1%	3.4%	4.0%
% of case starts with a reported IOTN of 4	58	75	77.3%	78.1%	77.8%	77.8%
% of case starts with a reported IOTN of 5	5	75	6.7%	18.0%	17.2%	16.7%
% of concluded courses in receipt of dual-arch fixed appliances	45	63	71.4%	65.4%	73.7%	74.3%
% of concluded courses where treatment was abandoned or discontinued	4	63	6.3%	6.0%	5.5%	6.9%
% of patients satisfied with the treatment they have received	3	4	75.0%	95.3%	96.1%	95.7%

\* Figures in italics indicate that the base number is less than 100.

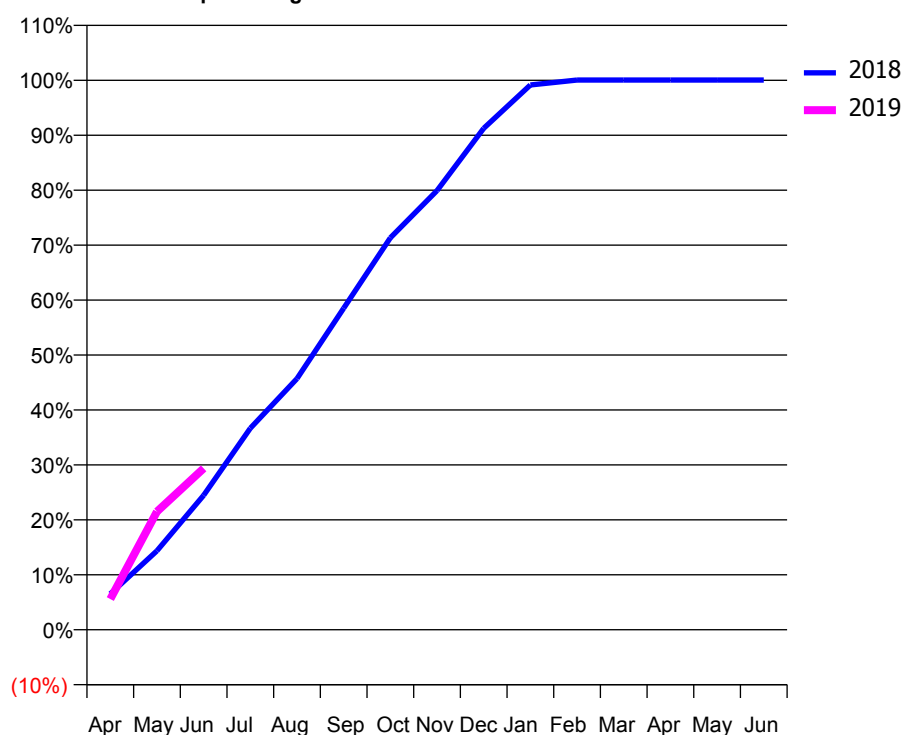
### Q67 - Vital Signs Orthodontic At a Glance Contract Report for 811319/0001 - June 2018

Name or company name	MR TD BAMFORD	18/19 Contracted general activity (UDA)	0
Contract type name	PDS Contract	Carry forward general activity (UDA)	0
Purpose of contract	Orthodontic	18/19 Contracted orthodontic activity (UOA)	9,370
Contract start date	01/04/2006	Carry forward orthodontic activity (UOA)	0
Contract end date	31/03/2019	Baseline contract value	£632,527.97

ACCESS	Contract	England and Wales
24 month ratio of assessments to patient IDs	1.01	1.09

ACTIVITY	Contract
Contract assess and fit appliances (case starts) as a percentage of Area Team case starts	5.3 %

Cumulative percentage of contracted UOA delivered 2018 & 2019



Month	Adjusted Scheduled Activity (UOA)		
	2017	2018	2019
April	693	613	525
May	1,874	1,348	2,016
June	2,411	2,294	2,752
July	3,873	3,438	
August	4,318	4,283	
September	6,936	5,484	
October	8,628	6,684	
November	9,273	7,488	
December	9,365	8,551	
January	9,369	9,290	
February	9,369	9,374	
March	9,371	9,374	
April	9,371	9,374	
May	9,371	9,374	
June	9,371	9,374	

#### QUANTITY METRICS (rolling 12 month period)

	Contract Quantity	Contract Base Number	Contract *	Area Team	Region	England
% of all assessments that were assess and fit appliances (case starts)	470	499	94.2%	76.2%	62.0%	60.4%
% of all assessments that were assess and refuse	0	499	0.0%	6.8%	10.5%	11.4%
% of all assessments that were assess and review	29	499	5.8%	16.9%	27.5%	28.3%
% of case starts with a reported IOTN of 3 and Aesthetic Component of 5 or below	0	470	N/A	0.0%	0.2%	0.1%
% of case starts with a reported IOTN of 3 and Aesthetic Component of 6 or above	7	470	1.5%	2.1%	3.4%	4.0%
% of case starts with a reported IOTN of 4	379	470	80.6%	78.1%	77.8%	77.8%
% of case starts with a reported IOTN of 5	84	470	17.9%	18.0%	17.2%	16.7 %
% of concluded courses in receipt of dual-arch fixed appliances	529	558	94.8%	65.4%	73.7%	74.3%
% of concluded courses where treatment was abandoned or discontinued	11	558	2.0%	6.0%	5.5%	6.9%
% of patients satisfied with the treatment they have received	13	14	92.9%	95.3%	96.1%	95.7%

\* Figures in italics indicate that the base number is less than 100.

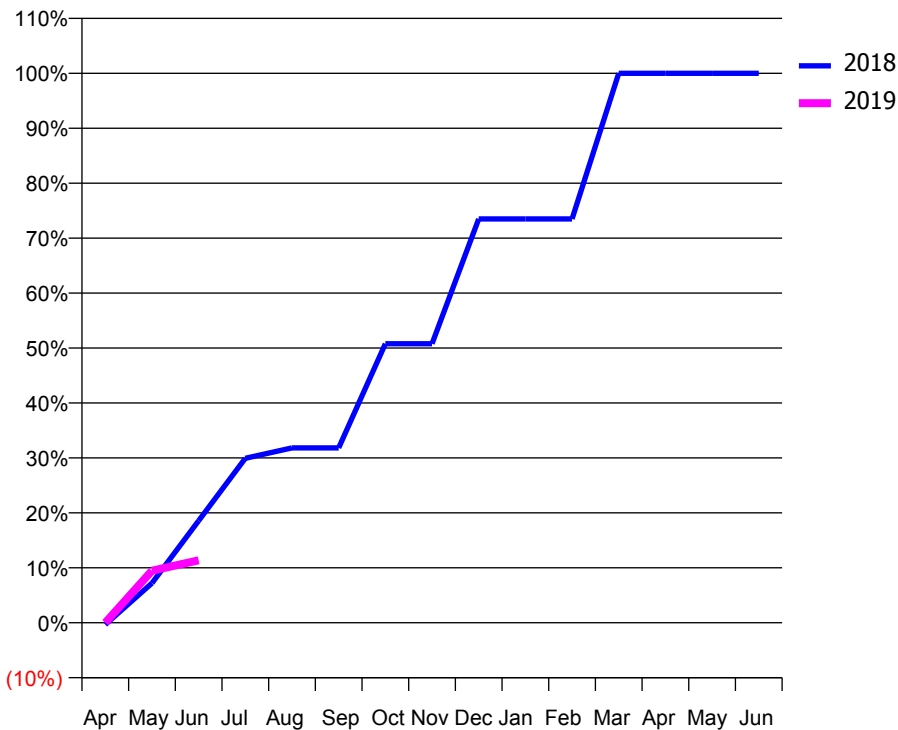
### Q67 - Vital Signs Orthodontic At a Glance Contract Report for 822264/0001 - June 2018

Name or company name	MR KJ HARVEY	18/19 Contracted general activity (UDA)	0
Contract type name	PDS Contract	Carry forward general activity (UDA)	0
Purpose of contract	Orthodontic	18/19 Contracted orthodontic activity (UOA)	1,109
Contract start date	01/04/2006	Carry forward orthodontic activity (UOA)	0
Contract end date	31/03/2019	Baseline contract value	£75,654.02

ACCESS	Contract	England and Wales
24 month ratio of assessments to patient IDs	1.02	1.09

ACTIVITY	Contract
Contract assess and fit appliances (case starts) as a percentage of Area Team case starts	0.6 %

Cumulative percentage of contracted UOA delivered 2018 & 2019



Month	Adjusted Scheduled Activity (UOA)		
	2017	2018	2019
April	-35	-4	0
May	-32	80	105
June	35	206	126
July	77	332	
August	337	353	
September	488	353	
October	597	563	
November	723	563	
December	849	815	
January	849	815	
February	1,017	815	
March	1,105	1,109	
April	1,105	1,109	
May	1,105	1,109	
June	1,105	1,109	

#### QUANTITY METRICS (rolling 12 month period)

	Contract Quantity	Contract Base Number	Contract *	Area Team	Region	England
% of all assessments that were assess and fit appliances (case starts)	50	50	100.0%	76.2%	62.0%	60.4%
% of all assessments that were assess and refuse	0	50	0.0%	6.8%	10.5%	11.4%
% of all assessments that were assess and review	0	50	0.0%	16.9%	27.5%	28.3%
% of case starts with a reported IOTN of 3 and Aesthetic Component of 5 or below	0	50	N/A	0.0%	0.2%	0.1%
% of case starts with a reported IOTN of 3 and Aesthetic Component of 6 or above	5	50	10.0%	2.1%	3.4%	4.0%
% of case starts with a reported IOTN of 4	36	50	72.0%	78.1%	77.8%	77.8%
% of case starts with a reported IOTN of 5	9	50	18.0%	18.0%	17.2%	16.7 %
% of concluded courses in receipt of dual-arch fixed appliances	37	57	64.9%	65.4%	73.7%	74.3%
% of concluded courses where treatment was abandoned or discontinued	2	57	3.5%	6.0%	5.5%	6.9%
% of patients satisfied with the treatment they have received	4	4	100.0%	95.3%	96.1%	95.7%

\* Figures in italics indicate that the base number is less than 100.

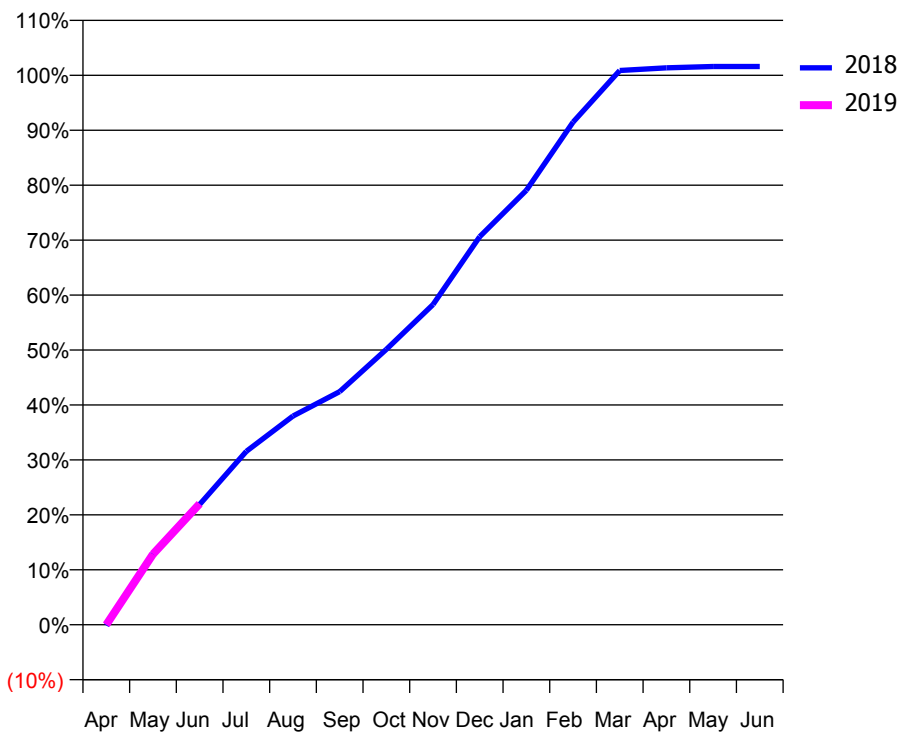
### Q67 - Vital Signs Orthodontic At a Glance Contract Report for 835412/0001 - June 2018

Name or company name	MR JP COSTELLO	18/19 Contracted general activity (UDA)	0
Contract type name	PDS Contract	Carry forward general activity (UDA)	0
Purpose of contract	Orthodontic	18/19 Contracted orthodontic activity (UOA)	8,503
Contract start date	01/04/2006	Carry forward orthodontic activity (UOA)	0
Contract end date	31/03/2019	Baseline contract value	£580,059.58

ACCESS	Contract	England and Wales
24 month ratio of assessments to patient IDs	1.00	1.09

ACTIVITY	Contract
Contract assess and fit appliances (case starts) as a percentage of Area Team case starts	4.8 %

Cumulative percentage of contracted UOA delivered 2018 & 2019



Month	Adjusted Scheduled Activity (UOA)		
	2017	2018	2019
April	-44	-14	0
May	-44	1,103	1,092
June	-44	1,863	1,873
July	1,014	2,684	
August	1,711	3,230	
September	1,711	3,608	
October	1,711	4,263	
November	5,184	4,956	
December	5,734	6,006	
January	5,927	6,724	
February	7,187	7,778	
March	8,111	8,576	
April	8,237	8,618	
May	8,237	8,639	
June	8,258	8,639	

#### QUANTITY METRICS (rolling 12 month period)

	Contract Quantity	Contract Base Number	Contract *	Area Team	Region	England
% of all assessments that were assess and fit appliances (case starts)	421	421	100.0%	76.2%	62.0%	60.4%
% of all assessments that were assess and refuse	0	421	0.0%	6.8%	10.5%	11.4%
% of all assessments that were assess and review	0	421	0.0%	16.9%	27.5%	28.3%
% of case starts with a reported IOTN of 3 and Aesthetic Component of 5 or below	0	421	N/A	0.0%	0.2%	0.1%
% of case starts with a reported IOTN of 3 and Aesthetic Component of 6 or above	6	421	1.4%	2.1%	3.4%	4.0%
% of case starts with a reported IOTN of 4	338	421	80.3%	78.1%	77.8%	77.8%
% of case starts with a reported IOTN of 5	73	421	17.3%	18.0%	17.2%	16.7 %
% of concluded courses in receipt of dual-arch fixed appliances	377	408	92.4%	65.4%	73.7%	74.3%
% of concluded courses where treatment was abandoned or discontinued	10	408	2.5%	6.0%	5.5%	6.9%
% of patients satisfied with the treatment they have received	5	5	100.0%	95.3%	96.1%	95.7%

\* Figures in italics indicate that the base number is less than 100.

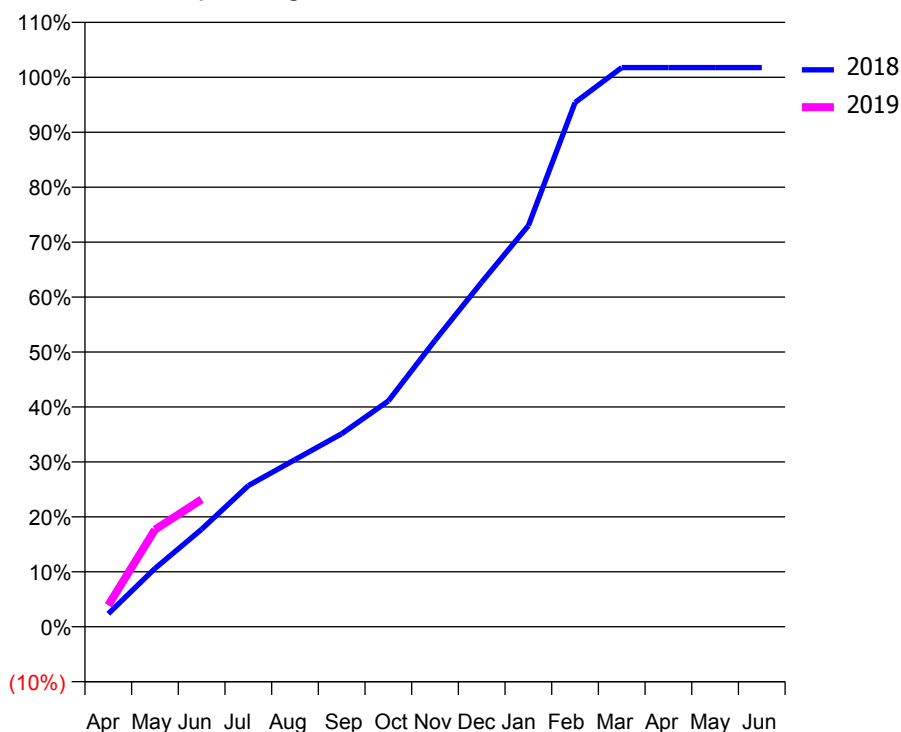
### Q67 - Vital Signs Orthodontic At a Glance Contract Report for 835412/0002 - June 2018

Name or company name	MR JP COSTELLO	18/19 Contracted general activity (UDA)	0
Contract type name	PDS Contract	Carry forward general activity (UDA)	0
Purpose of contract	Orthodontic	18/19 Contracted orthodontic activity (UOA)	5,344
Contract start date	01/04/2006	Carry forward orthodontic activity (UOA)	0
Contract end date	31/03/2019	Baseline contract value	£364,558.21

ACCESS	Contract	England and Wales
24 month ratio of assessments to patient IDs	1.01	1.09

ACTIVITY	Contract
Contract assess and fit appliances (case starts) as a percentage of Area Team case starts	3.2 %

Cumulative percentage of contracted UOA delivered 2018 & 2019



Month	Adjusted Scheduled Activity (UOA)		
	2017	2018	2019
April	0	126	210
May	0	567	945
June	462	949	1,239
July	1,180	1,373	
August	1,180	1,625	
September	1,432	1,878	
October	2,398	2,197	
November	3,284	2,785	
December	3,662	3,352	
January	4,061	3,902	
February	4,607	5,099	
March	4,796	5,439	
April	4,985	5,439	
May	5,027	5,439	
June	5,048	5,439	

#### QUANTITY METRICS (rolling 12 month period)

	Contract Quantity	Contract Base Number	Contract *	Area Team	Region	England
% of all assessments that were assess and fit appliances (case starts)	283	283	100.0%	76.2%	62.0%	60.4%
% of all assessments that were assess and refuse	0	283	0.0%	6.8%	10.5%	11.4%
% of all assessments that were assess and review	0	283	0.0%	16.9%	27.5%	28.3%
% of case starts with a reported IOTN of 3 and Aesthetic Component of 5 or below	0	283	N/A	0.0%	0.2%	0.1%
% of case starts with a reported IOTN of 3 and Aesthetic Component of 6 or above	6	283	2.1%	2.1%	3.4%	4.0%
% of case starts with a reported IOTN of 4	230	283	81.3%	78.1%	77.8%	77.8%
% of case starts with a reported IOTN of 5	46	283	16.3%	18.0%	17.2%	16.7%
% of concluded courses in receipt of dual-arch fixed appliances	248	258	96.1%	65.4%	73.7%	74.3%
% of concluded courses where treatment was abandoned or discontinued	0	258	0.0%	6.0%	5.5%	6.9%
% of patients satisfied with the treatment they have received	5	5	100.0%	95.3%	96.1%	95.7%

\* Figures in italics indicate that the base number is less than 100.

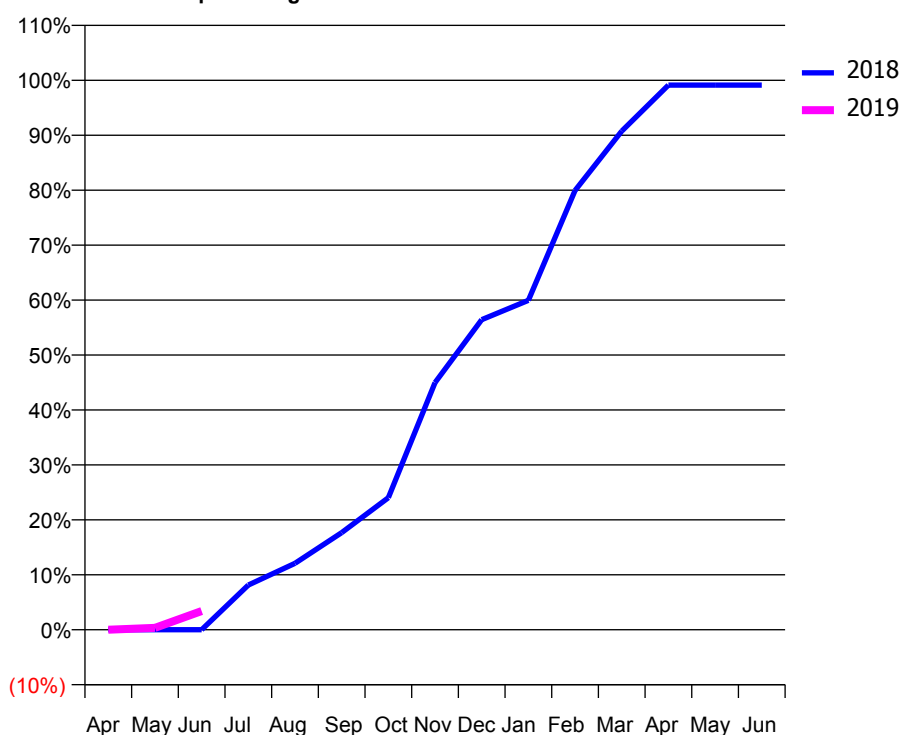
### Q68 - Vital Signs Orthodontic At a Glance Contract Report for 100163/0000 - June 2018

Name or company name	SIMPLY ORTHODONTICS GUILDFORD LTD	18/19 Contracted general activity (UDA)	0
Contract type name	PDS Contract	Carry forward general activity (UDA)	0
Purpose of contract	Orthodontic	18/19 Contracted orthodontic activity (UOA)	4,292
Contract start date	01/06/2016	Carry forward orthodontic activity (UOA)	0
Contract end date	31/03/2019	Baseline contract value	£245,262.48

ACCESS	Contract	England and Wales
24 month ratio of assessments to patient IDs	1.02	1.09

ACTIVITY	Contract
Contract assess and fit appliances (case starts) as a percentage of Area Team case starts	2.0 %

Cumulative percentage of contracted UOA delivered 2018 & 2019



Month	Adjusted Scheduled Activity (UOA)		
	2017	2018	2019
April	0	0	0
May	0	0	15
June	0	0	146
July	452	349	
August	1,134	519	
September	1,710	759	
October	1,983	1,032	
November	2,263	1,930	
December	2,432	2,422	
January	2,432	2,573	
February	2,496	3,431	
March	3,470	3,895	
April	3,470	4,254	
May	3,580	4,254	
June	3,580	4,254	

#### QUANTITY METRICS (rolling 12 month period)

	Contract Quantity	Contract Base Number	Contract *	Area Team	Region	England
% of all assessments that were assess and fit appliances (case starts)	222	402	55.2%	75.3%	62.0%	60.4%
% of all assessments that were assess and refuse	8	402	2.0%	5.7%	10.5%	11.4%
% of all assessments that were assess and review	172	402	42.8%	19.0%	27.5%	28.3%
% of case starts with a reported IOTN of 3 and Aesthetic Component of 5 or below	0	222	N/A	0.0%	0.2%	0.1%
% of case starts with a reported IOTN of 3 and Aesthetic Component of 6 or above	7	222	3.2%	2.4%	3.4%	4.0%
% of case starts with a reported IOTN of 4	163	222	73.4%	78.9%	77.8%	77.8%
% of case starts with a reported IOTN of 5	51	222	23.0%	17.8%	17.2%	16.7 %
% of concluded courses in receipt of dual-arch fixed appliances	174	186	93.5%	71.8%	73.7%	74.3%
% of concluded courses where treatment was abandoned or discontinued	6	186	3.2%	4.8%	5.5%	6.9%
% of patients satisfied with the treatment they have received	4	5	80.0%	96.7%	96.1%	95.7%

\* Figures in italics indicate that the base number is less than 100.



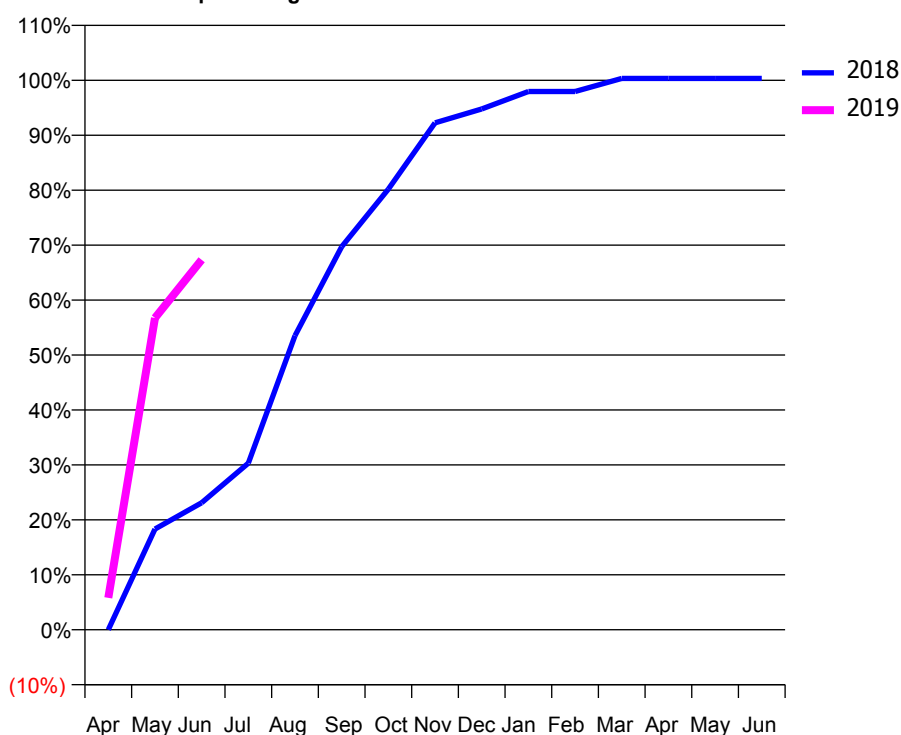
### Q68 - Vital Signs Orthodontic At a Glance Contract Report for 101281/0207 - June 2018

Name or company name	OASIS DENTAL CARE LTD	18/19 Contracted general activity (UDA)	0
Contract type name	PDS Contract	Carry forward general activity (UDA)	0
Purpose of contract	Orthodontic	18/19 Contracted orthodontic activity (UOA)	2,635
Contract start date	01/10/2009	Carry forward orthodontic activity (UOA)	0
Contract end date	31/03/2019	Baseline contract value	£174,380.91

ACCESS	Contract	England and Wales
24 month ratio of assessments to patient IDs	1.00	1.09

ACTIVITY	Contract
Contract assess and fit appliances (case starts) as a percentage of Area Team case starts	1.6 %

Cumulative percentage of contracted UOA delivered 2018 & 2019



Month	Adjusted Scheduled Activity (UOA)		
	2017	2018	2019
April	21	0	153
May	525	483	1,495
June	798	609	1,774
July	1,176	799	
August	1,575	1,410	
September	2,020	1,837	
October	2,293	2,113	
November	2,403	2,431	
December	2,594	2,497	
January	2,594	2,581	
February	2,595	2,581	
March	2,637	2,644	
April	2,637	2,644	
May	2,637	2,644	
June	2,637	2,644	

#### QUANTITY METRICS (rolling 12 month period)

	Contract Quantity	Contract Base Number	Contract *	Area Team	Region	England
% of all assessments that were assess and fit appliances (case starts)	179	247	72.5%	75.3%	62.0%	60.4%
% of all assessments that were assess and refuse	0	247	0.0%	5.7%	10.5%	11.4%
% of all assessments that were assess and review	68	247	27.5%	19.0%	27.5%	28.3%
% of case starts with a reported IOTN of 3 and Aesthetic Component of 5 or below	0	179	N/A	0.0%	0.2%	0.1%
% of case starts with a reported IOTN of 3 and Aesthetic Component of 6 or above	11	179	6.1%	2.4%	3.4%	4.0%
% of case starts with a reported IOTN of 4	155	179	86.6%	78.9%	77.8%	77.8%
% of case starts with a reported IOTN of 5	13	179	7.3%	17.8%	17.2%	16.7 %
% of concluded courses in receipt of dual-arch fixed appliances	0	114	N/A	71.8%	73.7%	74.3%
% of concluded courses where treatment was abandoned or discontinued	2	114	1.8%	4.8%	5.5%	6.9%
% of patients satisfied with the treatment they have received	1	1	100.0%	96.7%	96.1%	95.7%

\* Figures in italics indicate that the base number is less than 100.

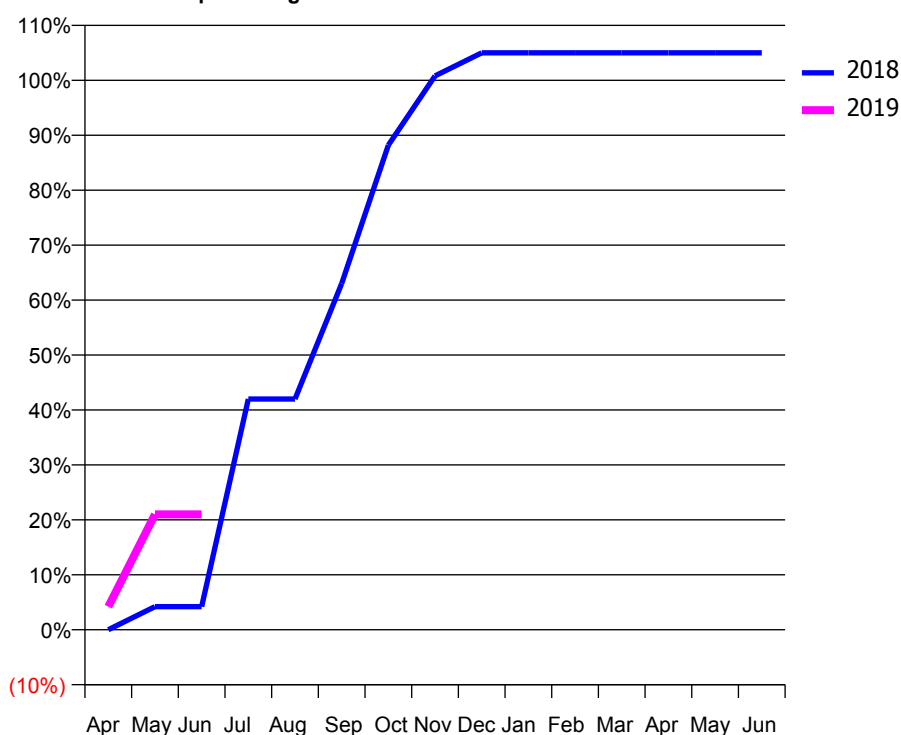
### Q68 - Vital Signs Orthodontic At a Glance Contract Report for 101281/0235 - June 2018

Name or company name	OASIS DENTAL CARE LTD	18/19 Contracted general activity (UDA)	0
Contract type name	PDS Contract	Carry forward general activity (UDA)	0
Purpose of contract	Orthodontic	18/19 Contracted orthodontic activity (UOA)	500
Contract start date	01/04/2011	Carry forward orthodontic activity (UOA)	0
Contract end date	31/03/2019	Baseline contract value	£32,788.77

ACCESS	Contract	England and Wales
24 month ratio of assessments to patient IDs	1.02	1.09

ACTIVITY	Contract
Contract assess and fit appliances (case starts) as a percentage of Area Team case starts	0.3 %

Cumulative percentage of contracted UOA delivered 2018 & 2019



Month	Adjusted Scheduled Activity (UOA)		
	2017	2018	2019
April	0	0	21
May	0	21	105
June	0	21	105
July	42	210	
August	42	210	
September	42	315	
October	42	441	
November	336	504	
December	336	525	
January	336	525	
February	357	525	
March	504	525	
April	504	525	
May	505	525	
June	505	525	

#### QUANTITY METRICS (rolling 12 month period)

	Contract Quantity	Contract Base Number	Contract *	Area Team	Region	England
% of all assessments that were assess and fit appliances (case starts)	31	31	100.0%	75.3%	62.0%	60.4%
% of all assessments that were assess and refuse	0	31	0.0%	5.7%	10.5%	11.4%
% of all assessments that were assess and review	0	31	0.0%	19.0%	27.5%	28.3%
% of case starts with a reported IOTN of 3 and Aesthetic Component of 5 or below	0	31	N/A	0.0%	0.2%	0.1%
% of case starts with a reported IOTN of 3 and Aesthetic Component of 6 or above	1	31	3.2%	2.4%	3.4%	4.0%
% of case starts with a reported IOTN of 4	24	31	77.4%	78.9%	77.8%	77.8%
% of case starts with a reported IOTN of 5	6	31	19.4%	17.8%	17.2%	16.7 %
% of concluded courses in receipt of dual-arch fixed appliances	10	12	83.3%	71.8%	73.7%	74.3%
% of concluded courses where treatment was abandoned or discontinued	0	12	0.0%	4.8%	5.5%	6.9%
% of patients satisfied with the treatment they have received	5	6	83.3%	96.7%	96.1%	95.7%

\* Figures in italics indicate that the base number is less than 100.

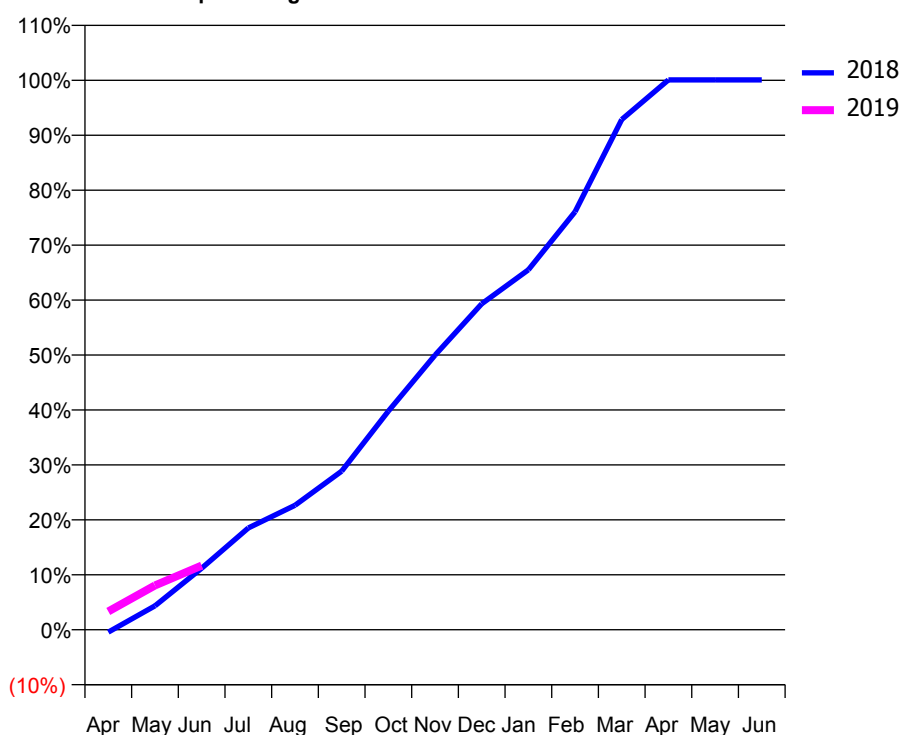
### Q68 - Vital Signs Orthodontic At a Glance Contract Report for 102296/0001 - June 2018

Name or company name	Mr Richard Williams and Miss Faiza Darugar	18/19 Contracted general activity (UDA)	0
Contract type name	PDS Contract	Carry forward general activity (UDA)	0
Purpose of contract	Orthodontic	18/19 Contracted orthodontic activity (UOA)	8,837
Contract start date	01/04/2012	Carry forward orthodontic activity (UOA)	0
Contract end date	31/03/2019	Baseline contract value	£579,508.61

ACCESS	Contract	England and Wales
24 month ratio of assessments to patient IDs	1.24	1.09

ACTIVITY	Contract
Contract assess and fit appliances (case starts) as a percentage of Area Team case starts	3.8 %

Cumulative percentage of contracted UOA delivered 2018 & 2019



Month	Adjusted Scheduled Activity (UOA)		
	2017	2018	2019
April	572	-40	294
May	1,247	385	714
June	1,658	990	1,032
July	2,408	1,638	
August	2,905	2,003	
September	3,389	2,550	
October	3,655	3,516	
November	3,944	4,417	
December	4,252	5,243	
January	4,582	5,790	
February	4,947	6,723	
March	7,733	8,207	
April	8,679	8,842	
May	8,679	8,842	
June	8,679	8,842	

#### QUANTITY METRICS (rolling 12 month period)

	Contract Quantity	Contract Base Number	Contract *	Area Team	Region	England
% of all assessments that were assess and fit appliances (case starts)	417	703	59.3%	75.3%	62.0%	60.4%
% of all assessments that were assess and refuse	45	703	6.4%	5.7%	10.5%	11.4%
% of all assessments that were assess and review	241	703	34.3%	19.0%	27.5%	28.3%
% of case starts with a reported IOTN of 3 and Aesthetic Component of 5 or below	0	417	N/A	0.0%	0.2%	0.1%
% of case starts with a reported IOTN of 3 and Aesthetic Component of 6 or above	35	417	8.4%	2.4%	3.4%	4.0%
% of case starts with a reported IOTN of 4	295	417	70.7%	78.9%	77.8%	77.8%
% of case starts with a reported IOTN of 5	86	417	20.6%	17.8%	17.2%	16.7%
% of concluded courses in receipt of dual-arch fixed appliances	335	354	94.6%	71.8%	73.7%	74.3%
% of concluded courses where treatment was abandoned or discontinued	9	354	2.5%	4.8%	5.5%	6.9%
% of patients satisfied with the treatment they have received	16	16	100.0%	96.7%	96.1%	95.7%

\* Figures in italics indicate that the base number is less than 100.

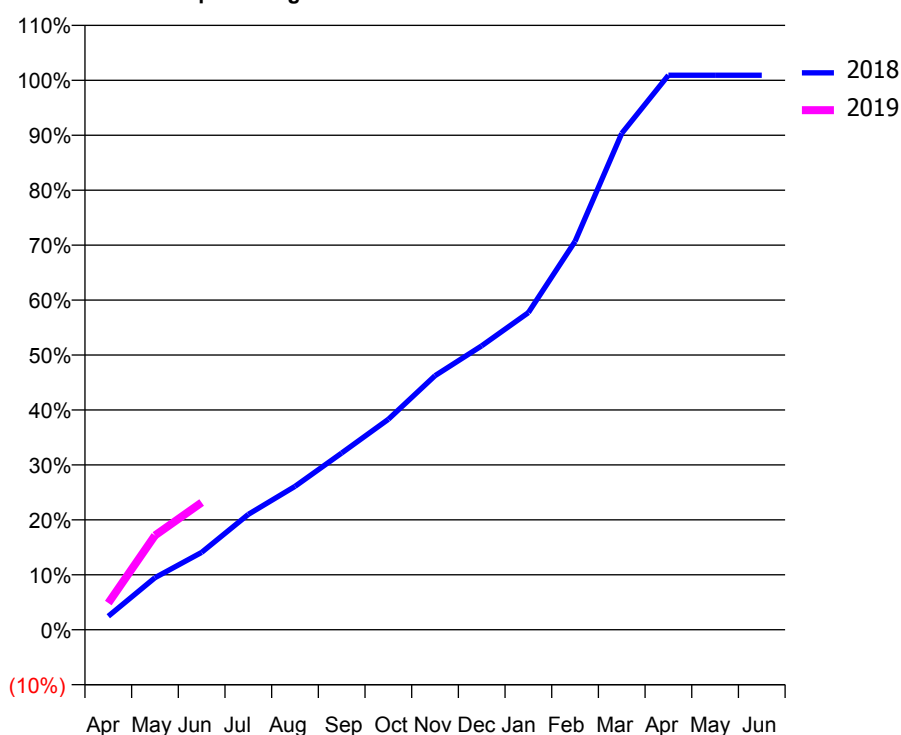
### Q68 - Vital Signs Orthodontic At a Glance Contract Report for 104930/0001 - June 2018

Name or company name	Dentalign Eastbourne Ltd	18/19 Contracted general activity (UDA)	0
Contract type name	PDS Contract	Carry forward general activity (UDA)	0
Purpose of contract	Orthodontic	18/19 Contracted orthodontic activity (UOA)	7,000
Contract start date	01/10/2008	Carry forward orthodontic activity (UOA)	0
Contract end date	31/03/2019	Baseline contract value	£452,728.29

ACCESS	Contract	England and Wales
24 month ratio of assessments to patient IDs	1.01	1.09

ACTIVITY	Contract
Contract assess and fit appliances (case starts) as a percentage of Area Team case starts	3.4 %

Cumulative percentage of contracted UOA delivered 2018 & 2019



Month	Adjusted Scheduled Activity (UOA)		
	2017	2018	2019
April	175	173	341
May	791	663	1,202
June	1,226	986	1,622
July	1,860	1,470	
August	2,542	1,827	
September	2,881	2,252	
October	3,350	2,681	
November	4,234	3,236	
December	4,838	3,618	
January	5,332	4,040	
February	5,804	4,948	
March	6,890	6,323	
April	7,041	7,064	
May	7,041	7,064	
June	7,041	7,064	

#### QUANTITY METRICS (rolling 12 month period)

	Contract Quantity	Contract Base Number	Contract *	Area Team	Region	England
% of all assessments that were assess and fit appliances (case starts)	374	388	96.4%	75.3%	62.0%	60.4%
% of all assessments that were assess and refuse	11	388	2.8%	5.7%	10.5%	11.4%
% of all assessments that were assess and review	3	388	0.8%	19.0%	27.5%	28.3%
% of case starts with a reported IOTN of 3 and Aesthetic Component of 5 or below	0	374	N/A	0.0%	0.2%	0.1%
% of case starts with a reported IOTN of 3 and Aesthetic Component of 6 or above	9	374	2.4%	2.4%	3.4%	4.0%
% of case starts with a reported IOTN of 4	323	374	86.4%	78.9%	77.8%	77.8%
% of case starts with a reported IOTN of 5	41	374	11.0%	17.8%	17.2%	16.7 %
% of concluded courses in receipt of dual-arch fixed appliances	206	242	85.1%	71.8%	73.7%	74.3%
% of concluded courses where treatment was abandoned or discontinued	13	242	5.4%	4.8%	5.5%	6.9%
% of patients satisfied with the treatment they have received	14	15	93.3%	96.7%	96.1%	95.7%

\* Figures in italics indicate that the base number is less than 100.

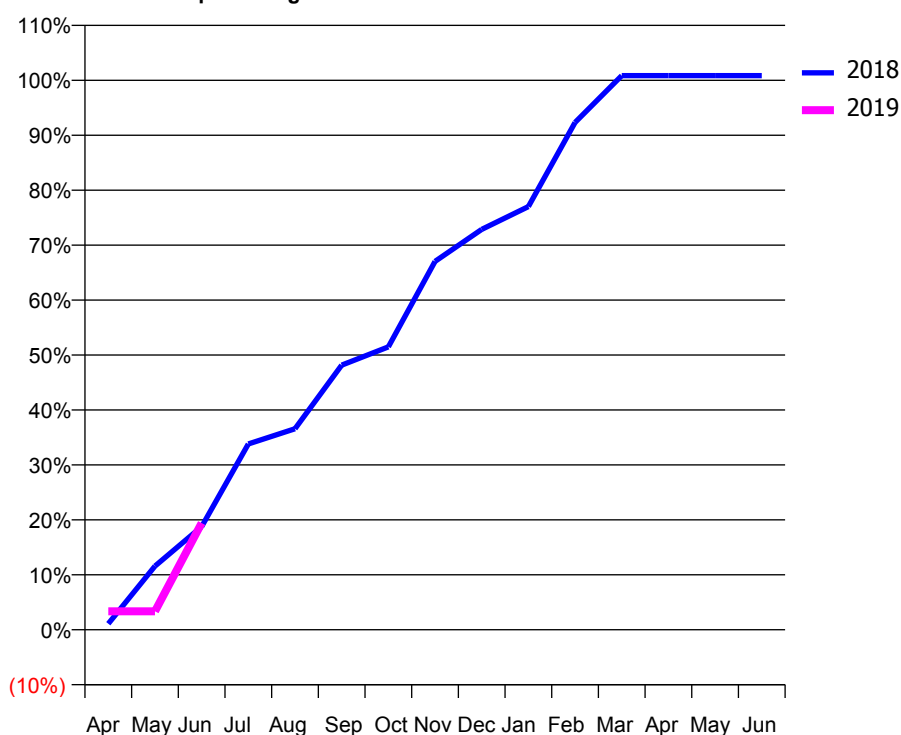
### Q68 - Vital Signs Orthodontic At a Glance Contract Report for 124761/0001 - June 2018

Name or company name	Ortho Clinic (Surrey) Limited	18/19 Contracted general activity (UDA)	0
Contract type name	PDS Contract	Carry forward general activity (UDA)	0
Purpose of contract	Orthodontic	18/19 Contracted orthodontic activity (UOA)	3,806
Contract start date	01/05/2011	Carry forward orthodontic activity (UOA)	0
Contract end date	31/03/2019	Baseline contract value	£243,057.90

ACCESS	Contract	England and Wales
24 month ratio of assessments to patient IDs	1.12	1.09

ACTIVITY	Contract
Contract assess and fit appliances (case starts) as a percentage of Area Team case starts	1.7 %

Cumulative percentage of contracted UOA delivered 2018 & 2019



Month	Adjusted Scheduled Activity (UOA)		
	2017	2018	2019
April	105	42	128
May	525	441	128
June	735	714	739
July	1,302	1,287	
August	1,365	1,392	
September	1,953	1,833	
October	2,457	1,959	
November	2,625	2,551	
December	2,814	2,773	
January	3,129	2,931	
February	3,507	3,514	
March	3,822	3,838	
April	3,864	3,838	
May	3,864	3,838	
June	3,864	3,838	

#### QUANTITY METRICS (rolling 12 month period)

	Contract Quantity	Contract Base Number	Contract *	Area Team	Region	England
% of all assessments that were assess and fit appliances (case starts)	181	244	74.2%	75.3%	62.0%	60.4%
% of all assessments that were assess and refuse	0	244	0.0%	5.7%	10.5%	11.4%
% of all assessments that were assess and review	63	244	25.8%	19.0%	27.5%	28.3%
% of case starts with a reported IOTN of 3 and Aesthetic Component of 5 or below	0	181	N/A	0.0%	0.2%	0.1%
% of case starts with a reported IOTN of 3 and Aesthetic Component of 6 or above	0	181	N/A	2.4%	3.4%	4.0%
% of case starts with a reported IOTN of 4	146	181	80.7%	78.9%	77.8%	77.8%
% of case starts with a reported IOTN of 5	35	181	19.3%	17.8%	17.2%	16.7 %
% of concluded courses in receipt of dual-arch fixed appliances	0	137	N/A	71.8%	73.7%	74.3%
% of concluded courses where treatment was abandoned or discontinued	8	137	5.8%	4.8%	5.5%	6.9%
% of patients satisfied with the treatment they have received	1	1	100.0%	96.7%	96.1%	95.7%

\* Figures in italics indicate that the base number is less than 100.

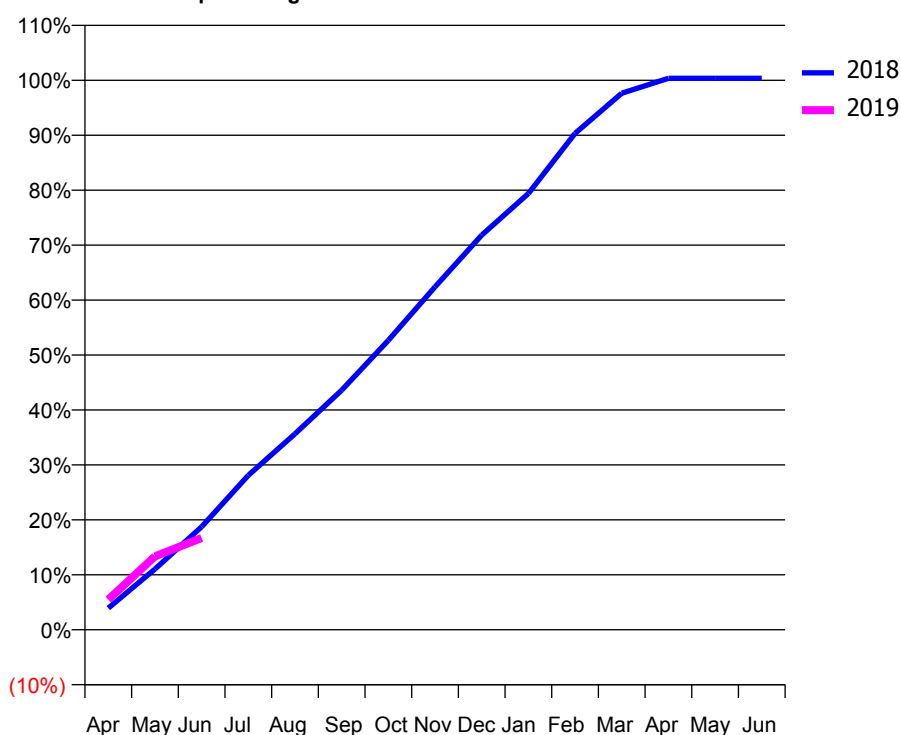
### Q68 - Vital Signs Orthodontic At a Glance Contract Report for 146862/0001 - June 2018

Name or company name	Sackville Road Orthodontic Clinic	18/19 Contracted general activity (UDA)	0
Contract type name	PDS Contract	Carry forward general activity (UDA)	0
Purpose of contract	Orthodontic	18/19 Contracted orthodontic activity (UOA)	6,944
Contract start date	01/10/2009	Carry forward orthodontic activity (UOA)	0
Contract end date	31/03/2019	Baseline contract value	£468,871.36

ACCESS	Contract	England and Wales
24 month ratio of assessments to patient IDs	1.00	1.09

ACTIVITY	Contract
Contract assess and fit appliances (case starts) as a percentage of Area Team case starts	3.0 %

Cumulative percentage of contracted UOA delivered 2018 & 2019



Month	Adjusted Scheduled Activity (UOA)		
	2017	2018	2019
April	187	273	382
May	1,187	768	928
June	1,460	1,301	1,160
July	1,985	1,952	
August	2,426	2,477	
September	2,825	3,027	
October	3,547	3,657	
November	4,101	4,334	
December	4,756	4,987	
January	5,415	5,512	
February	5,924	6,272	
March	6,638	6,780	
April	6,953	6,969	
May	6,953	6,969	
June	6,974	6,969	

#### QUANTITY METRICS (rolling 12 month period)

	Contract Quantity	Contract Base Number	Contract *	Area Team	Region	England
% of all assessments that were assess and fit appliances (case starts)	329	333	98.8%	75.3%	62.0%	60.4%
% of all assessments that were assess and refuse	3	333	0.9%	5.7%	10.5%	11.4%
% of all assessments that were assess and review	1	333	0.3%	19.0%	27.5%	28.3%
% of case starts with a reported IOTN of 3 and Aesthetic Component of 5 or below	0	329	N/A	0.0%	0.2%	0.1%
% of case starts with a reported IOTN of 3 and Aesthetic Component of 6 or above	1	329	0.3%	2.4%	3.4%	4.0%
% of case starts with a reported IOTN of 4	257	329	78.1%	78.9%	77.8%	77.8%
% of case starts with a reported IOTN of 5	70	329	21.3%	17.8%	17.2%	16.7 %
% of concluded courses in receipt of dual-arch fixed appliances	273	307	88.9%	71.8%	73.7%	74.3%
% of concluded courses where treatment was abandoned or discontinued	33	307	10.7%	4.8%	5.5%	6.9%
% of patients satisfied with the treatment they have received	5	5	100.0%	96.7%	96.1%	95.7%

\* Figures in italics indicate that the base number is less than 100.

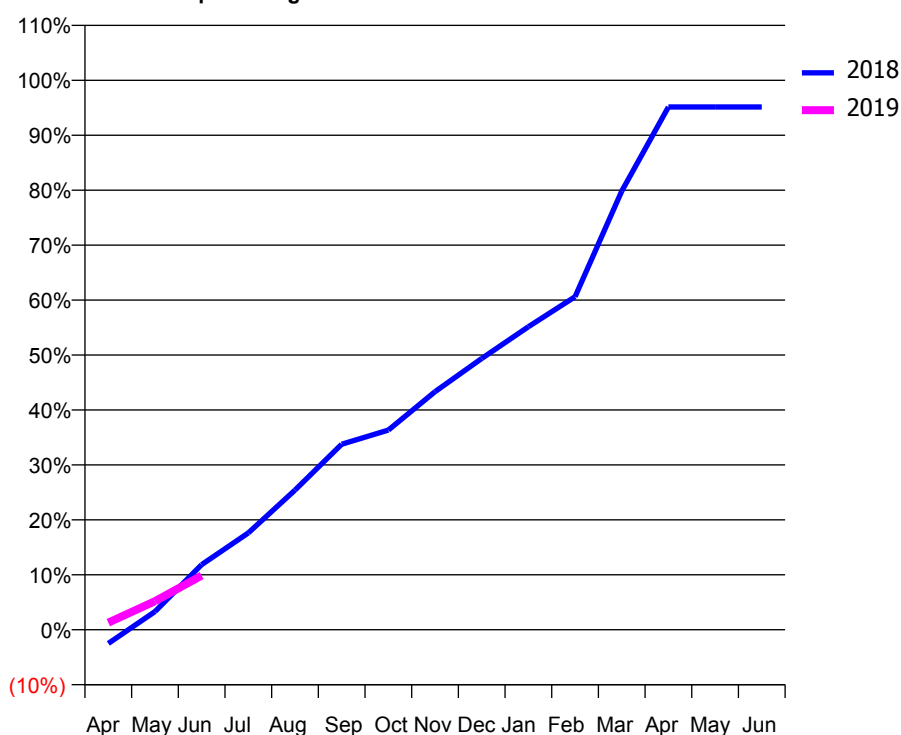
### Q68 - Vital Signs Orthodontic At a Glance Contract Report for 148776/0001 - June 2018

Name or company name	Anglesea Terrace Orthodontic Practice Limited	18/19 Contracted general activity (UDA)	0
Contract type name	PDS Contract	Carry forward general activity (UDA)	0
Purpose of contract	Orthodontic	18/19 Contracted orthodontic activity (UOA)	8,130
Contract start date	01/04/2015	Carry forward orthodontic activity (UOA)	0
Contract end date	31/03/2019	Baseline contract value	£545,697.15

ACCESS	Contract	England and Wales
24 month ratio of assessments to patient IDs	1.00	1.09

ACTIVITY	Contract
Contract assess and fit appliances (case starts) as a percentage of Area Team case starts	3.4 %

Cumulative percentage of contracted UOA delivered 2018 & 2019



Month	Adjusted Scheduled Activity (UOA)		
	2017	2018	2019
April	-208	-204	105
May	107	270	424
June	212	963	802
July	594	1,433	
August	1,245	2,067	
September	2,589	2,745	
October	2,807	2,955	
November	3,567	3,522	
December	4,264	4,013	
January	4,688	4,483	
February	5,784	4,928	
March	6,939	6,490	
April	7,905	7,735	
May	7,926	7,735	
June	7,926	7,735	

#### QUANTITY METRICS (rolling 12 month period)

	Contract Quantity	Contract Base Number	Contract *	Area Team	Region	England
% of all assessments that were assess and fit appliances (case starts)	372	372	100.0%	75.3%	62.0%	60.4%
% of all assessments that were assess and refuse	0	372	0.0%	5.7%	10.5%	11.4%
% of all assessments that were assess and review	0	372	0.0%	19.0%	27.5%	28.3%
% of case starts with a reported IOTN of 3 and Aesthetic Component of 5 or below	0	372	N/A	0.0%	0.2%	0.1%
% of case starts with a reported IOTN of 3 and Aesthetic Component of 6 or above	0	372	N/A	2.4%	3.4%	4.0%
% of case starts with a reported IOTN of 4	301	372	80.9%	78.9%	77.8%	77.8%
% of case starts with a reported IOTN of 5	69	372	18.5%	17.8%	17.2%	16.7 %
% of concluded courses in receipt of dual-arch fixed appliances	236	357	66.1%	71.8%	73.7%	74.3%
% of concluded courses where treatment was abandoned or discontinued	47	357	13.2%	4.8%	5.5%	6.9%
% of patients satisfied with the treatment they have received	10	11	90.9%	96.7%	96.1%	95.7%

\* Figures in italics indicate that the base number is less than 100.

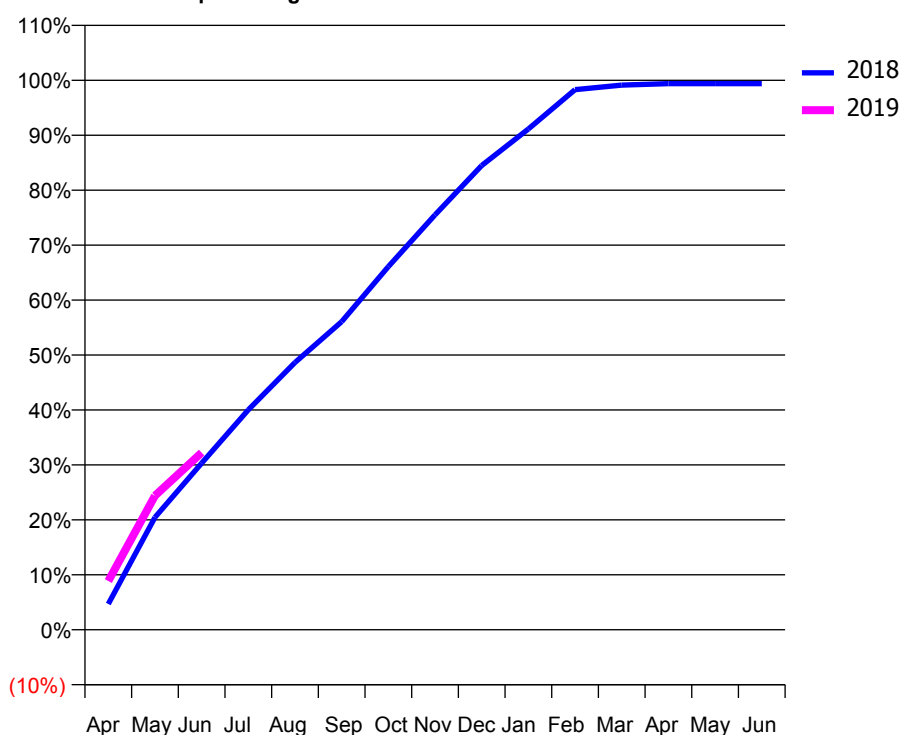
### Q68 - Vital Signs Orthodontic At a Glance Contract Report for 155349/0001 - June 2018

Name or company name	E & G Ortho Limited	18/19 Contracted general activity (UDA)	0
Contract type name	PDS Contract	Carry forward general activity (UDA)	0
Purpose of contract	Orthodontic	18/19 Contracted orthodontic activity (UOA)	10,755
Contract start date	01/04/2011	Carry forward orthodontic activity (UOA)	0
Contract end date	31/03/2019	Baseline contract value	£698,756.14

ACCESS	Contract	England and Wales
24 month ratio of assessments to patient IDs	1.12	1.09

ACTIVITY	Contract
Contract assess and fit appliances (case starts) as a percentage of Area Team case starts	5.0 %

Cumulative percentage of contracted UOA delivered 2018 & 2019



Month	Adjusted Scheduled Activity (UOA)		
	2017	2018	2019
April	781	504	955
May	2,111	2,202	2,623
June	3,018	3,260	3,467
July	4,246	4,305	
August	4,980	5,233	
September	5,920	6,030	
October	6,930	7,109	
November	7,860	8,121	
December	8,537	9,088	
January	9,301	9,802	
February	10,096	10,571	
March	10,643	10,659	
April	10,727	10,688	
May	10,755	10,688	
June	10,755	10,688	

#### QUANTITY METRICS (rolling 12 month period)

	Contract Quantity	Contract Base Number	Contract *	Area Team	Region	England
% of all assessments that were assess and fit appliances (case starts)	543	624	87.0%	75.3%	62.0%	60.4%
% of all assessments that were assess and refuse	1	624	0.2%	5.7%	10.5%	11.4%
% of all assessments that were assess and review	80	624	12.8%	19.0%	27.5%	28.3%
% of case starts with a reported IOTN of 3 and Aesthetic Component of 5 or below	0	543	N/A	0.0%	0.2%	0.1%
% of case starts with a reported IOTN of 3 and Aesthetic Component of 6 or above	7	543	1.3%	2.4%	3.4%	4.0%
% of case starts with a reported IOTN of 4	436	543	80.3%	78.9%	77.8%	77.8%
% of case starts with a reported IOTN of 5	97	543	17.9%	17.8%	17.2%	16.7 %
% of concluded courses in receipt of dual-arch fixed appliances	441	516	85.5%	71.8%	73.7%	74.3%
% of concluded courses where treatment was abandoned or discontinued	7	516	1.4%	4.8%	5.5%	6.9%
% of patients satisfied with the treatment they have received	15	16	93.8%	96.7%	96.1%	95.7%

\* Figures in italics indicate that the base number is less than 100.



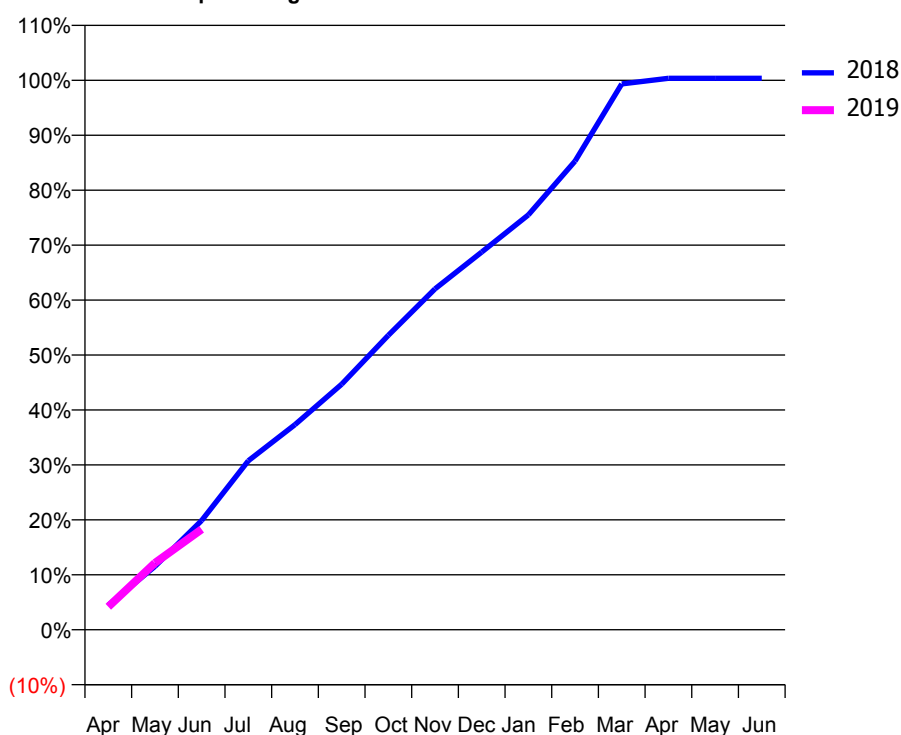
### Q68 - Vital Signs Orthodontic At a Glance Contract Report for 155349/0002 - June 2018

Name or company name	E & G Ortho Limited	18/19 Contracted general activity (UDA)	0
Contract type name	PDS Contract	Carry forward general activity (UDA)	0
Purpose of contract	Orthodontic	18/19 Contracted orthodontic activity (UOA)	6,268
Contract start date	01/04/2011	Carry forward orthodontic activity (UOA)	0
Contract end date	31/03/2019	Baseline contract value	£411,039.94

ACCESS	Contract	England and Wales
24 month ratio of assessments to patient IDs	1.09	1.09

ACTIVITY	Contract
Contract assess and fit appliances (case starts) as a percentage of Area Team case starts	2.7 %

Cumulative percentage of contracted UOA delivered 2018 & 2019



Month	Adjusted Scheduled Activity (UOA)		
	2017	2018	2019
April	91	280	262
May	149	723	763
June	679	1,246	1,146
July	1,130	1,928	
August	1,586	2,340	
September	1,890	2,801	
October	2,312	3,359	
November	2,949	3,888	
December	3,576	4,308	
January	4,367	4,732	
February	5,551	5,345	
March	6,247	6,227	
April	6,268	6,290	
May	6,268	6,290	
June	6,268	6,290	

#### QUANTITY METRICS (rolling 12 month period)

	Contract Quantity	Contract Base Number	Contract *	Area Team	Region	England
% of all assessments that were assess and fit appliances (case starts)	301	379	79.4%	75.3%	62.0%	60.4%
% of all assessments that were assess and refuse	9	379	2.4%	5.7%	10.5%	11.4%
% of all assessments that were assess and review	69	379	18.2%	19.0%	27.5%	28.3%
% of case starts with a reported IOTN of 3 and Aesthetic Component of 5 or below	0	301	N/A	0.0%	0.2%	0.1%
% of case starts with a reported IOTN of 3 and Aesthetic Component of 6 or above	5	301	1.7%	2.4%	3.4%	4.0%
% of case starts with a reported IOTN of 4	227	301	75.4%	78.9%	77.8%	77.8%
% of case starts with a reported IOTN of 5	65	301	21.6%	17.8%	17.2%	16.7 %
% of concluded courses in receipt of dual-arch fixed appliances	227	274	82.8%	71.8%	73.7%	74.3%
% of concluded courses where treatment was abandoned or discontinued	12	274	4.4%	4.8%	5.5%	6.9%
% of patients satisfied with the treatment they have received	8	8	100.0%	96.7%	96.1%	95.7%

\* Figures in italics indicate that the base number is less than 100.

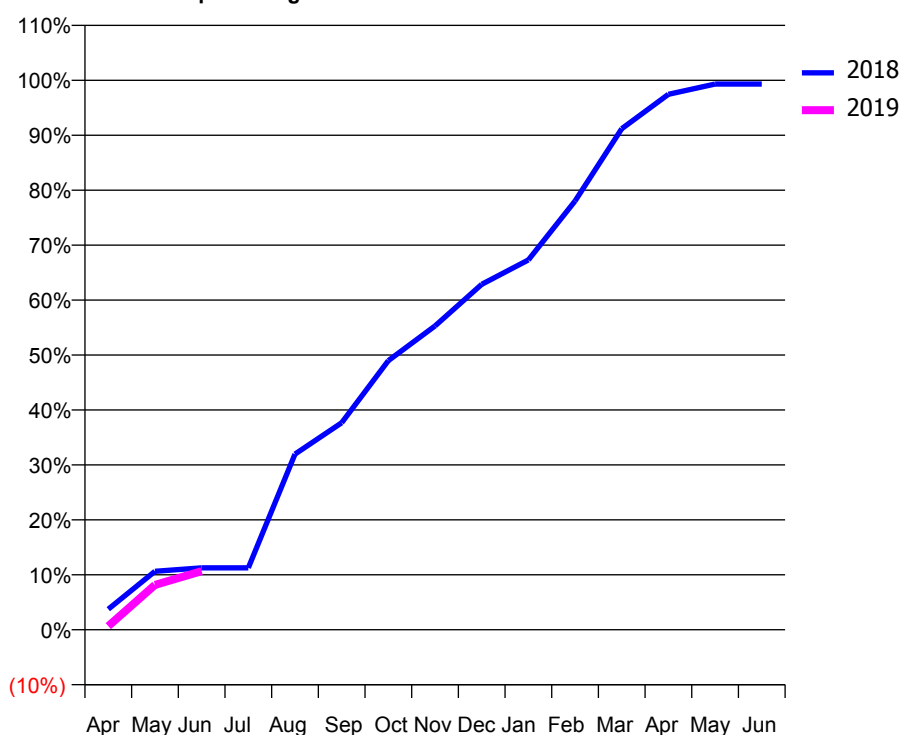
### Q68 - Vital Signs Orthodontic At a Glance Contract Report for 156574/0001 - June 2018

Name or company name	Total Orthodontics	18/19 Contracted general activity (UDA)	0
Contract type name	PDS Contract	Carry forward general activity (UDA)	0
Purpose of contract	Orthodontic	18/19 Contracted orthodontic activity (UOA)	3,356
Contract start date	01/04/2006	Carry forward orthodontic activity (UOA)	0
Contract end date	31/03/2019	Baseline contract value	£216,610.87

ACCESS	Contract	England and Wales
24 month ratio of assessments to patient IDs	1.04	1.09

ACTIVITY	Contract
Contract assess and fit appliances (case starts) as a percentage of Area Team case starts	1.5 %

Cumulative percentage of contracted UOA delivered 2018 & 2019



Month	Adjusted Scheduled Activity (UOA)		
	2017	2018	2019
April	23	126	22
May	69	357	274
June	392	378	358
July	539	378	
August	896	1,073	
September	1,148	1,264	
October	1,383	1,644	
November	1,469	1,856	
December	2,229	2,110	
January	2,271	2,259	
February	2,901	2,619	
March	3,258	3,060	
April	3,447	3,270	
May	3,447	3,333	
June	3,447	3,333	

#### QUANTITY METRICS (rolling 12 month period)

	Contract Quantity	Contract Base Number	Contract *	Area Team	Region	England
% of all assessments that were assess and fit appliances (case starts)	169	186	90.9%	75.3%	62.0%	60.4%
% of all assessments that were assess and refuse	17	186	9.1%	5.7%	10.5%	11.4%
% of all assessments that were assess and review	0	186	0.0%	19.0%	27.5%	28.3%
% of case starts with a reported IOTN of 3 and Aesthetic Component of 5 or below	0	169	N/A	0.0%	0.2%	0.1%
% of case starts with a reported IOTN of 3 and Aesthetic Component of 6 or above	2	169	1.2%	2.4%	3.4%	4.0%
% of case starts with a reported IOTN of 4	136	169	80.5%	78.9%	77.8%	77.8%
% of case starts with a reported IOTN of 5	31	169	18.3%	17.8%	17.2%	16.7 %
% of concluded courses in receipt of dual-arch fixed appliances	126	140	90.0%	71.8%	73.7%	74.3%
% of concluded courses where treatment was abandoned or discontinued	11	140	7.9%	4.8%	5.5%	6.9%
% of patients satisfied with the treatment they have received	7	8	87.5%	96.7%	96.1%	95.7%

\* Figures in italics indicate that the base number is less than 100.

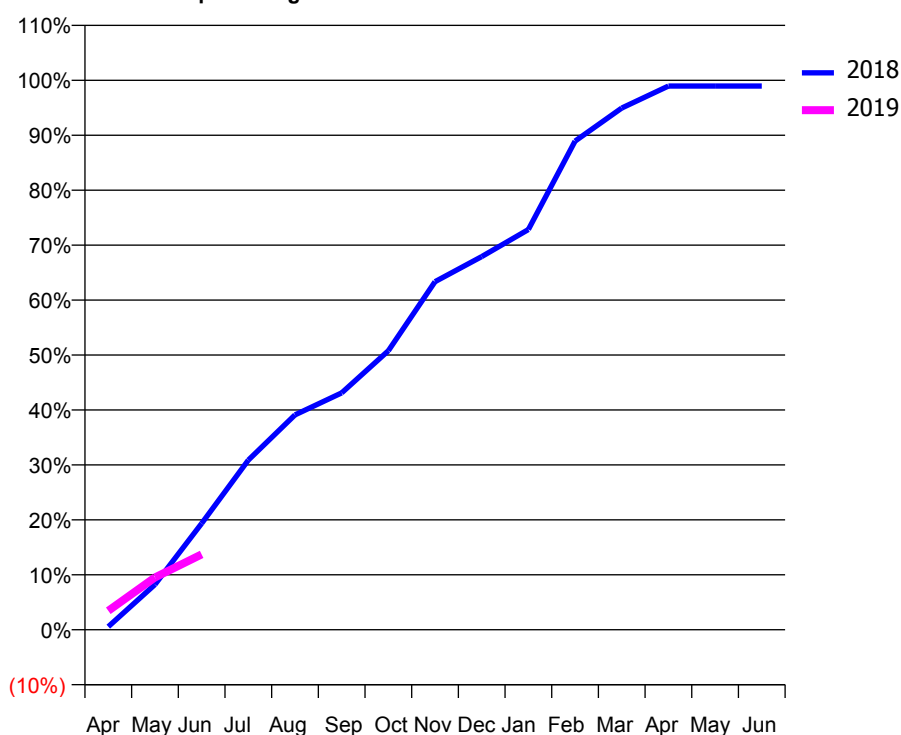
### Q68 - Vital Signs Orthodontic At a Glance Contract Report for 156574/0002 - June 2018

Name or company name	Total Orthodontics	18/19 Contracted general activity (UDA)	0
Contract type name	PDS Contract	Carry forward general activity (UDA)	0
Purpose of contract	Orthodontic	18/19 Contracted orthodontic activity (UOA)	11,513
Contract start date	01/04/2006	Carry forward orthodontic activity (UOA)	0
Contract end date	31/03/2019	Baseline contract value	£777,102.29

ACCESS	Contract	England and Wales
24 month ratio of assessments to patient IDs	1.00	1.09

ACTIVITY	Contract
Contract assess and fit appliances (case starts) as a percentage of Area Team case starts	4.7 %

Cumulative percentage of contracted UOA delivered 2018 & 2019



Month	Adjusted Scheduled Activity (UOA)		
	2017	2018	2019
April	-247	66	399
May	790	948	1,096
June	1,903	2,229	1,579
July	2,915	3,556	
August	3,906	4,501	
September	4,242	4,963	
October	5,460	5,845	
November	7,434	7,294	
December	8,341	7,819	
January	8,383	8,386	
February	9,496	10,238	
March	10,424	10,931	
April	10,928	11,393	
May	10,928	11,393	
June	11,432	11,393	

#### QUANTITY METRICS (rolling 12 month period)

	Contract Quantity	Contract Base Number	Contract *	Area Team	Region	England
% of all assessments that were assess and fit appliances (case starts)	514	514	100.0%	75.3%	62.0%	60.4%
% of all assessments that were assess and refuse	0	514	0.0%	5.7%	10.5%	11.4%
% of all assessments that were assess and review	0	514	0.0%	19.0%	27.5%	28.3%
% of case starts with a reported IOTN of 3 and Aesthetic Component of 5 or below	1	514	0.2%	0.0%	0.2%	0.1%
% of case starts with a reported IOTN of 3 and Aesthetic Component of 6 or above	1	514	0.2%	2.4%	3.4%	4.0%
% of case starts with a reported IOTN of 4	501	514	97.5%	78.9%	77.8%	77.8%
% of case starts with a reported IOTN of 5	6	514	1.2%	17.8%	17.2%	16.7 %
% of concluded courses in receipt of dual-arch fixed appliances	506	513	98.6%	71.8%	73.7%	74.3%
% of concluded courses where treatment was abandoned or discontinued	3	513	0.6%	4.8%	5.5%	6.9%
% of patients satisfied with the treatment they have received	18	19	94.7%	96.7%	96.1%	95.7%

\* Figures in italics indicate that the base number is less than 100.

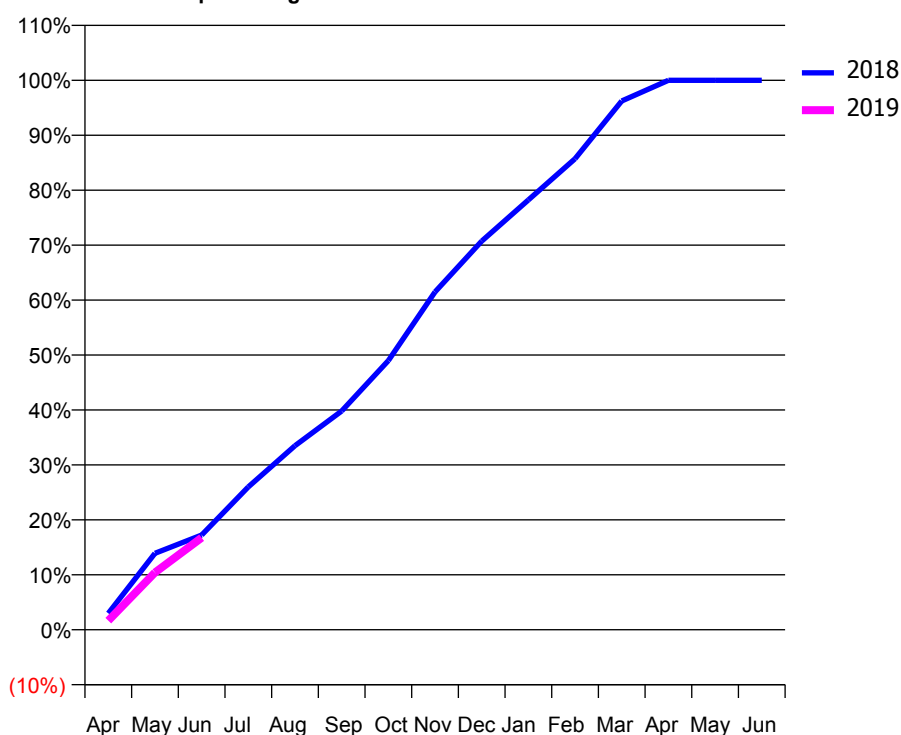
### Q68 - Vital Signs Orthodontic At a Glance Contract Report for 156574/0004 - June 2018

Name or company name	Total Orthodontics	18/19 Contracted general activity (UDA)	0
Contract type name	PDS Contract	Carry forward general activity (UDA)	0
Purpose of contract	Orthodontic	18/19 Contracted orthodontic activity (UOA)	5,040
Contract start date	01/05/2010	Carry forward orthodontic activity (UOA)	0
Contract end date	31/03/2019	Baseline contract value	£325,733.23

ACCESS	Contract	England and Wales
24 month ratio of assessments to patient IDs	1.00	1.09

ACTIVITY	Contract
Contract assess and fit appliances (case starts) as a percentage of Area Team case starts	2.2 %

Cumulative percentage of contracted UOA delivered 2018 & 2019



Month	Adjusted Scheduled Activity (UOA)		
	2017	2018	2019
April	0	151	84
May	424	701	525
June	1,155	869	844
July	1,471	1,310	
August	1,702	1,688	
September	1,870	2,007	
October	2,147	2,469	
November	2,442	3,099	
December	3,786	3,565	
January	3,975	3,943	
February	4,584	4,321	
March	5,046	4,850	
April	5,151	5,039	
May	5,151	5,039	
June	5,151	5,039	

#### QUANTITY METRICS (rolling 12 month period)

	Contract Quantity	Contract Base Number	Contract *	Area Team	Region	England
% of all assessments that were assess and fit appliances (case starts)	242	242	100.0%	75.3%	62.0%	60.4%
% of all assessments that were assess and refuse	0	242	0.0%	5.7%	10.5%	11.4%
% of all assessments that were assess and review	0	242	0.0%	19.0%	27.5%	28.3%
% of case starts with a reported IOTN of 3 and Aesthetic Component of 5 or below	0	242	N/A	0.0%	0.2%	0.1%
% of case starts with a reported IOTN of 3 and Aesthetic Component of 6 or above	8	242	3.3%	2.4%	3.4%	4.0%
% of case starts with a reported IOTN of 4	199	242	82.2%	78.9%	77.8%	77.8%
% of case starts with a reported IOTN of 5	32	242	13.2%	17.8%	17.2%	16.7 %
% of concluded courses in receipt of dual-arch fixed appliances	284	295	96.3%	71.8%	73.7%	74.3%
% of concluded courses where treatment was abandoned or discontinued	4	295	1.4%	4.8%	5.5%	6.9%
% of patients satisfied with the treatment they have received	0	0	N/A	96.7%	96.1%	95.7%

\* Figures in italics indicate that the base number is less than 100.

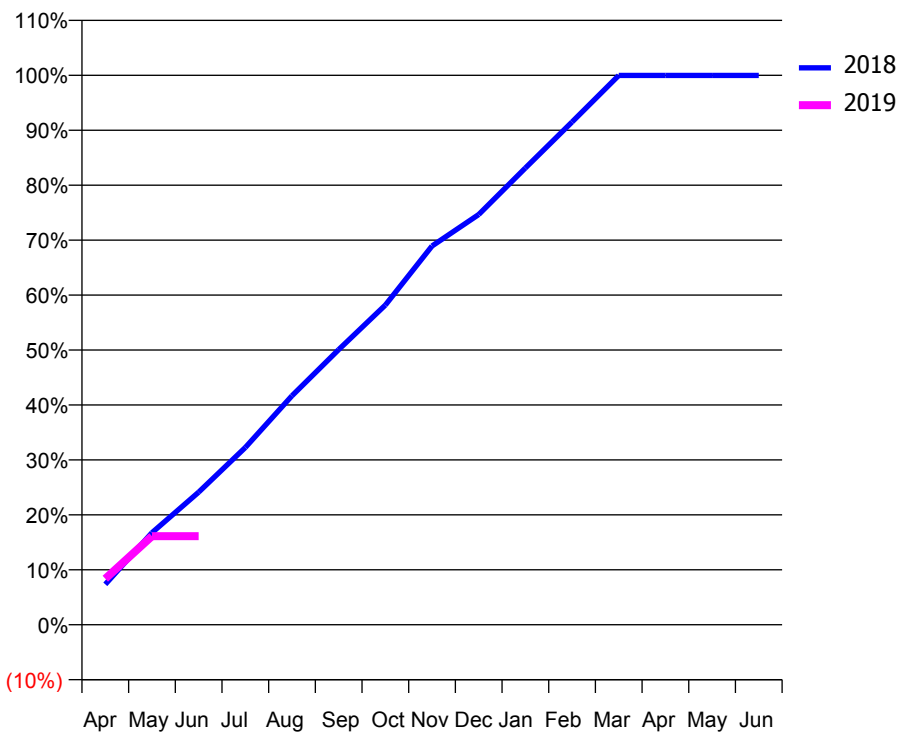
### Q68 - Vital Signs Orthodontic At a Glance Contract Report for 169110/0009 - June 2018

Name or company name	Dentalign Orthodontics LLP	18/19 Contracted general activity (UDA)	0
Contract type name	PDS Contract	Carry forward general activity (UDA)	0
Purpose of contract	Orthodontic	18/19 Contracted orthodontic activity (UOA)	6,254
Contract start date	01/04/2011	Carry forward orthodontic activity (UOA)	0
Contract end date	31/03/2019	Baseline contract value	£411,550.06

ACCESS	Contract	England and Wales
24 month ratio of assessments to patient IDs	1.00	1.09

ACTIVITY	Contract
Contract assess and fit appliances (case starts) as a percentage of Area Team case starts	2.5 %

Cumulative percentage of contracted UOA delivered 2018 & 2019



Month	Adjusted Scheduled Activity (UOA)		
	2017	2018	2019
April	519	460	525
May	519	1,048	1,008
June	1,427	1,510	1,008
July	1,912	2,018	
August	2,479	2,606	
September	3,090	3,131	
October	3,636	3,639	
November	4,170	4,311	
December	4,675	4,669	
January	5,180	5,198	
February	5,705	5,723	
March	6,062	6,252	
April	6,252	6,252	
May	6,252	6,252	
June	6,252	6,252	

#### QUANTITY METRICS (rolling 12 month period)

	Contract Quantity	Contract Base Number	Contract *	Area Team	Region	England
% of all assessments that were assess and fit appliances (case starts)	276	281	98.2%	75.3%	62.0%	60.4%
% of all assessments that were assess and refuse	0	281	0.0%	5.7%	10.5%	11.4%
% of all assessments that were assess and review	5	281	1.8%	19.0%	27.5%	28.3%
% of case starts with a reported IOTN of 3 and Aesthetic Component of 5 or below	0	276	N/A	0.0%	0.2%	0.1%
% of case starts with a reported IOTN of 3 and Aesthetic Component of 6 or above	0	276	N/A	2.4%	3.4%	4.0%
% of case starts with a reported IOTN of 4	220	276	79.7%	78.9%	77.8%	77.8%
% of case starts with a reported IOTN of 5	53	276	19.2%	17.8%	17.2%	16.7 %
% of concluded courses in receipt of dual-arch fixed appliances	0	300	N/A	71.8%	73.7%	74.3%
% of concluded courses where treatment was abandoned or discontinued	6	300	2.0%	4.8%	5.5%	6.9%
% of patients satisfied with the treatment they have received	3	3	100.0%	96.7%	96.1%	95.7%

\* Figures in italics indicate that the base number is less than 100.

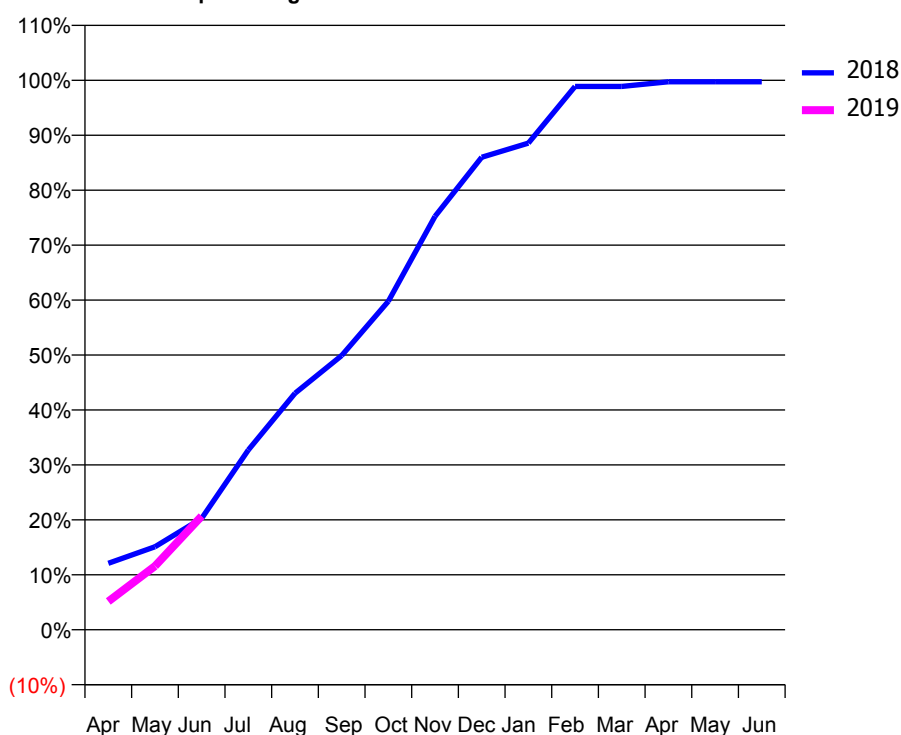
### Q68 - Vital Signs Orthodontic At a Glance Contract Report for 169110/0015 - June 2018

Name or company name	Dentalign Orthodontics LLP	18/19 Contracted general activity (UDA)	0
Contract type name	PDS Contract	Carry forward general activity (UDA)	0
Purpose of contract	Orthodontic	18/19 Contracted orthodontic activity (UOA)	4,889
Contract start date	01/04/2014	Carry forward orthodontic activity (UOA)	0
Contract end date	31/03/2019	Baseline contract value	£320,433.84

ACCESS	Contract	England and Wales
24 month ratio of assessments to patient IDs	1.00	1.09

ACTIVITY	Contract
Contract assess and fit appliances (case starts) as a percentage of Area Team case starts	2.1 %

Cumulative percentage of contracted UOA delivered 2018 & 2019



Month	Adjusted Scheduled Activity (UOA)		
	2017	2018	2019
April	231	592	252
May	525	739	567
June	886	991	1,012
July	1,432	1,600	
August	1,856	2,104	
September	2,192	2,440	
October	2,675	2,923	
November	3,116	3,679	
December	3,519	4,204	
January	3,624	4,330	
February	3,985	4,834	
March	4,552	4,834	
April	4,892	4,876	
May	4,892	4,876	
June	4,934	4,876	

#### QUANTITY METRICS (rolling 12 month period)

	Contract Quantity	Contract Base Number	Contract *	Area Team	Region	England
% of all assessments that were assess and fit appliances (case starts)	234	234	100.0%	75.3%	62.0%	60.4%
% of all assessments that were assess and refuse	0	234	0.0%	5.7%	10.5%	11.4%
% of all assessments that were assess and review	0	234	0.0%	19.0%	27.5%	28.3%
% of case starts with a reported IOTN of 3 and Aesthetic Component of 5 or below	0	234	N/A	0.0%	0.2%	0.1%
% of case starts with a reported IOTN of 3 and Aesthetic Component of 6 or above	1	234	0.4%	2.4%	3.4%	4.0%
% of case starts with a reported IOTN of 4	172	234	73.5%	78.9%	77.8%	77.8%
% of case starts with a reported IOTN of 5	61	234	26.1%	17.8%	17.2%	16.7 %
% of concluded courses in receipt of dual-arch fixed appliances	174	195	89.2%	71.8%	73.7%	74.3%
% of concluded courses where treatment was abandoned or discontinued	12	195	6.2%	4.8%	5.5%	6.9%
% of patients satisfied with the treatment they have received	2	2	100.0%	96.7%	96.1%	95.7%

\* Figures in italics indicate that the base number is less than 100.

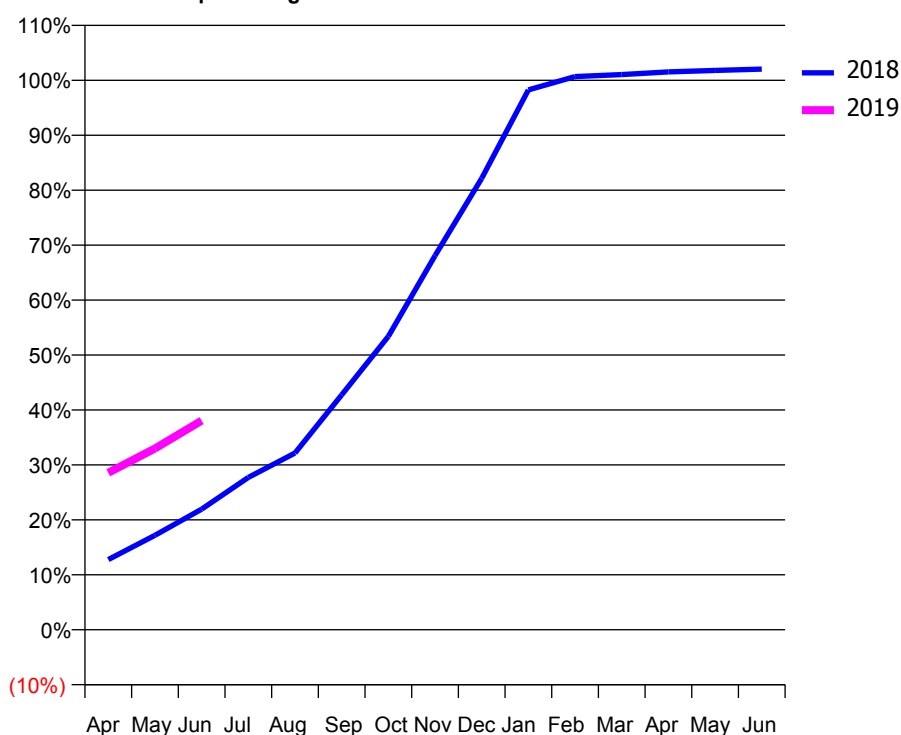
### Q68 - Vital Signs Orthodontic At a Glance Contract Report for 175471/0001 - June 2018

Name or company name	Surrey Orthodontics Limited	18/19 Contracted general activity (UDA)	0
Contract type name	PDS Contract	Carry forward general activity (UDA)	0
Purpose of contract	Orthodontic	18/19 Contracted orthodontic activity (UOA)	8,153
Contract start date	01/01/2012	Carry forward orthodontic activity (UOA)	0
Contract end date	31/03/2019	Baseline contract value	£528,123.42

ACCESS	Contract	England and Wales
24 month ratio of assessments to patient IDs	1.07	1.09

ACTIVITY	Contract
Contract assess and fit appliances (case starts) as a percentage of Area Team case starts	4.0 %

Cumulative percentage of contracted UOA delivered 2018 & 2019



Month	Adjusted Scheduled Activity (UOA)		
	2017	2018	2019
April	1,575	1,042	2,330
May	1,953	1,401	2,689
June	2,399	1,789	3,103
July	3,135	2,261	
August	4,124	2,623	
September	5,011	3,485	
October	5,852	4,353	
November	6,744	5,552	
December	7,378	6,699	
January	7,784	8,010	
February	8,145	8,209	
March	8,166	8,237	
April	8,188	8,278	
May	8,230	8,299	
June	8,230	8,319	

#### QUANTITY METRICS (rolling 12 month period)

	Contract Quantity	Contract Base Number	Contract *	Area Team	Region	England
% of all assessments that were assess and fit appliances (case starts)	444	949	46.8%	75.3%	62.0%	60.4%
% of all assessments that were assess and refuse	121	949	12.8%	5.7%	10.5%	11.4%
% of all assessments that were assess and review	384	949	40.5%	19.0%	27.5%	28.3%
% of case starts with a reported IOTN of 3 and Aesthetic Component of 5 or below	0	444	N/A	0.0%	0.2%	0.1%
% of case starts with a reported IOTN of 3 and Aesthetic Component of 6 or above	22	444	5.0%	2.4%	3.4%	4.0%
% of case starts with a reported IOTN of 4	366	444	82.4%	78.9%	77.8%	77.8%
% of case starts with a reported IOTN of 5	55	444	12.4%	17.8%	17.2%	16.7 %
% of concluded courses in receipt of dual-arch fixed appliances	322	395	81.5%	71.8%	73.7%	74.3%
% of concluded courses where treatment was abandoned or discontinued	24	395	6.1%	4.8%	5.5%	6.9%
% of patients satisfied with the treatment they have received	9	9	100.0%	96.7%	96.1%	95.7%

\* Figures in italics indicate that the base number is less than 100.

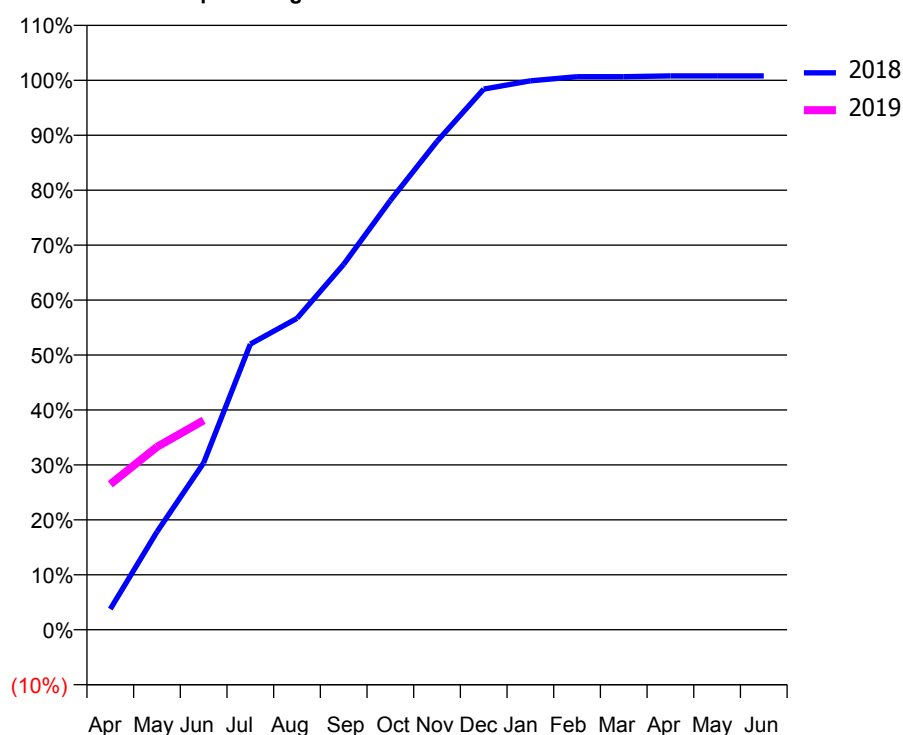
### Q68 - Vital Signs Orthodontic At a Glance Contract Report for 178462/0001 - June 2018

Name or company name	IQ Orthodontics Ltd	18/19 Contracted general activity (UDA)	0
Contract type name	PDS Contract	Carry forward general activity (UDA)	0
Purpose of contract	Orthodontic	18/19 Contracted orthodontic activity (UOA)	2,776
Contract start date	01/04/2011	Carry forward orthodontic activity (UOA)	0
Contract end date	31/03/2019	Baseline contract value	£175,513.07

ACCESS	Contract	England and Wales
24 month ratio of assessments to patient IDs	1.01	1.09

ACTIVITY	Contract
Contract assess and fit appliances (case starts) as a percentage of Area Team case starts	1.4 %

Cumulative percentage of contracted UOA delivered 2018 & 2019



Month	Adjusted Scheduled Activity (UOA)		
	2017	2018	2019
April	0	105	735
May	0	495	924
June	546	843	1,058
July	336	1,443	
August	1,262	1,573	
September	1,367	1,846	
October	1,577	2,169	
November	1,682	2,467	
December	1,854	2,731	
January	2,232	2,773	
February	2,421	2,794	
March	2,736	2,794	
April	2,778	2,798	
May	2,778	2,798	
June	2,778	2,798	

#### QUANTITY METRICS (rolling 12 month period)

	Contract Quantity	Contract Base Number	Contract *	Area Team	Region	England
% of all assessments that were assess and fit appliances (case starts)	156	156	100.0%	75.3%	62.0%	60.4%
% of all assessments that were assess and refuse	0	156	0.0%	5.7%	10.5%	11.4%
% of all assessments that were assess and review	0	156	0.0%	19.0%	27.5%	28.3%
% of case starts with a reported IOTN of 3 and Aesthetic Component of 5 or below	0	156	N/A	0.0%	0.2%	0.1%
% of case starts with a reported IOTN of 3 and Aesthetic Component of 6 or above	1	156	0.6%	2.4%	3.4%	4.0%
% of case starts with a reported IOTN of 4	94	156	60.3%	78.9%	77.8%	77.8%
% of case starts with a reported IOTN of 5	61	156	39.1%	17.8%	17.2%	16.7%
% of concluded courses in receipt of dual-arch fixed appliances	126	139	90.6%	71.8%	73.7%	74.3%
% of concluded courses where treatment was abandoned or discontinued	1	139	0.7%	4.8%	5.5%	6.9%
% of patients satisfied with the treatment they have received	7	7	100.0%	96.7%	96.1%	95.7%

\* Figures in italics indicate that the base number is less than 100.



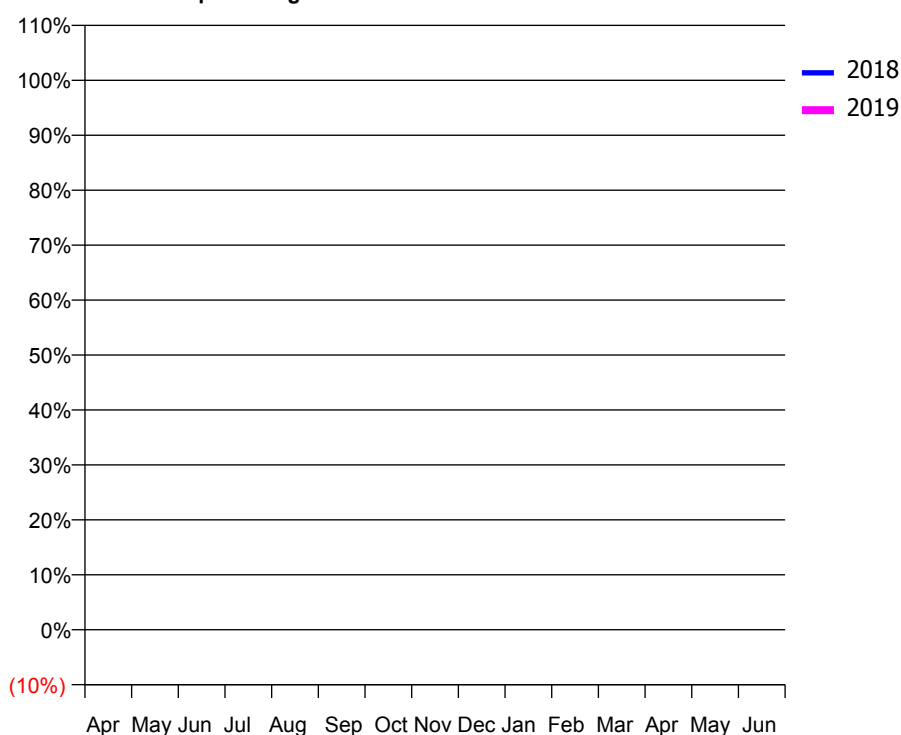
### Q68 - Vital Signs Orthodontic At a Glance Contract Report for 178462/0002 - June 2018

Name or company name	IQ Orthodontics Ltd	18/19 Contracted general activity (UDA)	1,000
Contract type name	GDS Contract	Carry forward general activity (UDA)	0
Purpose of contract	General	18/19 Contracted orthodontic activity (UOA)	0
Contract start date	01/04/2014	Carry forward orthodontic activity (UOA)	0
Contract end date		Baseline contract value	£22,475.31

ACCESS	Contract	England and Wales
24 month ratio of assessments to patient IDs	1.00	1.09

ACTIVITY	Contract
Contract assess and fit appliances (case starts) as a percentage of Area Team case starts	0.0 %

Cumulative percentage of contracted UOA delivered 2018 & 2019



Month	Adjusted Scheduled Activity (UOA)		
	2017	2018	2019
April	0	0	21
May	0	0	42
June	0	0	42
July	0	0	
August	0	0	
September	0	21	
October	0	0	
November	0	0	
December	21	4	
January	0	4	
February	0	0	
March	0	0	
April	0	0	
May	0	0	
June	0	0	

#### QUANTITY METRICS (rolling 12 month period)

	Contract Quantity	Contract Base Number	Contract *	Area Team	Region	England
% of all assessments that were assess and fit appliances (case starts)	4	4	100.0%	75.3%	62.0%	60.4%
% of all assessments that were assess and refuse	0	4	0.0%	5.7%	10.5%	11.4%
% of all assessments that were assess and review	0	4	0.0%	19.0%	27.5%	28.3%
% of case starts with a reported IOTN of 3 and Aesthetic Component of 5 or below	0	4	N/A	0.0%	0.2%	0.1%
% of case starts with a reported IOTN of 3 and Aesthetic Component of 6 or above	0	4	N/A	2.4%	3.4%	4.0%
% of case starts with a reported IOTN of 4	2	4	50.0%	78.9%	77.8%	77.8%
% of case starts with a reported IOTN of 5	2	4	50.0%	17.8%	17.2%	16.7 %
% of concluded courses in receipt of dual-arch fixed appliances	3	5	60.0%	71.8%	73.7%	74.3%
% of concluded courses where treatment was abandoned or discontinued	0	5	0.0%	4.8%	5.5%	6.9%
% of patients satisfied with the treatment they have received	0	0	N/A	96.7%	96.1%	95.7%

\* Figures in italics indicate that the base number is less than 100.

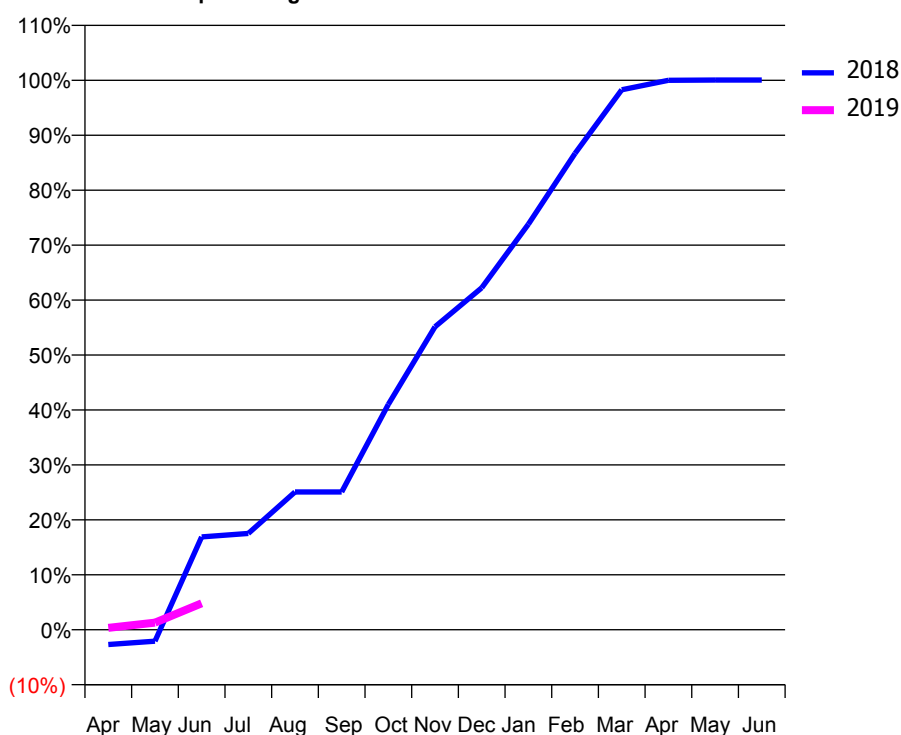
### Q68 - Vital Signs Orthodontic At a Glance Contract Report for 183482/0001 - June 2018

Name or company name	Surrey Orthodontics (Godalming) Limited	18/19 Contracted general activity (UDA)	0
Contract type name	PDS Contract	Carry forward general activity (UDA)	0
Purpose of contract	Orthodontic	18/19 Contracted orthodontic activity (UOA)	13,971
Contract start date	20/03/2015	Carry forward orthodontic activity (UOA)	0
Contract end date	31/03/2019	Baseline contract value	£865,033.14

ACCESS	Contract	England and Wales
24 month ratio of assessments to patient IDs	1.00	1.09

ACTIVITY	Contract
Contract assess and fit appliances (case starts) as a percentage of Area Team case starts	5.5 %

Cumulative percentage of contracted UOA delivered 2018 & 2019



Month	Adjusted Scheduled Activity (UOA)		
	2017	2018	2019
April	2	-377	49
May	1,764	-292	183
June	2,412	2,361	672
July	2,412	2,449	
August	4,435	3,503	
September	4,435	3,503	
October	7,335	5,732	
November	8,303	7,705	
December	8,983	8,693	
January	10,587	10,312	
February	11,514	12,113	
March	12,785	13,728	
April	12,785	13,971	
May	13,573	13,975	
June	13,594	13,975	

#### QUANTITY METRICS (rolling 12 month period)

	Contract Quantity	Contract Base Number	Contract *	Area Team	Region	England
% of all assessments that were assess and fit appliances (case starts)	605	812	74.5%	75.3%	62.0%	60.4%
% of all assessments that were assess and refuse	50	812	6.2%	5.7%	10.5%	11.4%
% of all assessments that were assess and review	157	812	19.3%	19.0%	27.5%	28.3%
% of case starts with a reported IOTN of 3 and Aesthetic Component of 5 or below	0	605	N/A	0.0%	0.2%	0.1%
% of case starts with a reported IOTN of 3 and Aesthetic Component of 6 or above	0	605	N/A	2.4%	3.4%	4.0%
% of case starts with a reported IOTN of 4	447	605	73.9%	78.9%	77.8%	77.8%
% of case starts with a reported IOTN of 5	152	605	25.1%	17.8%	17.2%	16.7 %
% of concluded courses in receipt of dual-arch fixed appliances	15	606	2.5%	71.8%	73.7%	74.3%
% of concluded courses where treatment was abandoned or discontinued	18	606	3.0%	4.8%	5.5%	6.9%
% of patients satisfied with the treatment they have received	18	18	100.0%	96.7%	96.1%	95.7%

\* Figures in italics indicate that the base number is less than 100.

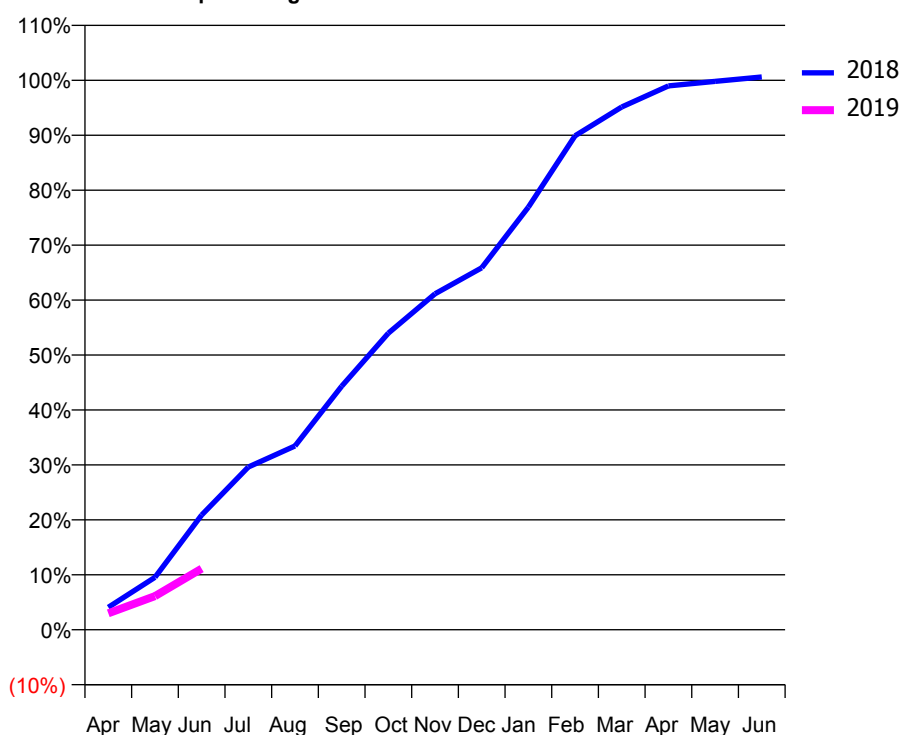
### Q68 - Vital Signs Orthodontic At a Glance Contract Report for 186872/0006 - June 2018

Name or company name	ORTHOWORLD 2000 LTD	18/19 Contracted general activity (UDA)	0
Contract type name	PDS Contract	Carry forward general activity (UDA)	0
Purpose of contract	Orthodontic	18/19 Contracted orthodontic activity (UOA)	7,730
Contract start date	01/04/2006	Carry forward orthodontic activity (UOA)	0
Contract end date	31/03/2019	Baseline contract value	£504,441.90

ACCESS	Contract	England and Wales
24 month ratio of assessments to patient IDs	1.01	1.09

ACTIVITY	Contract
Contract assess and fit appliances (case starts) as a percentage of Area Team case starts	3.1 %

Cumulative percentage of contracted UOA delivered 2018 & 2019



Month	Adjusted Scheduled Activity (UOA)		
	2017	2018	2019
April	103	317	232
May	550	739	473
June	1,066	1,614	861
July	1,902	2,290	
August	2,931	2,586	
September	3,762	3,427	
October	4,727	4,172	
November	5,392	4,727	
December	5,860	5,092	
January	6,370	5,945	
February	6,700	6,950	
March	7,571	7,354	
April	7,721	7,651	
May	7,742	7,714	
June	7,742	7,777	

#### QUANTITY METRICS (rolling 12 month period)

	Contract Quantity	Contract Base Number	Contract *	Area Team	Region	England
% of all assessments that were assess and fit appliances (case starts)	338	436	77.5%	75.3%	62.0%	60.4%
% of all assessments that were assess and refuse	58	436	13.3%	5.7%	10.5%	11.4%
% of all assessments that were assess and review	40	436	9.2%	19.0%	27.5%	28.3%
% of case starts with a reported IOTN of 3 and Aesthetic Component of 5 or below	0	338	N/A	0.0%	0.2%	0.1%
% of case starts with a reported IOTN of 3 and Aesthetic Component of 6 or above	23	338	6.8%	2.4%	3.4%	4.0%
% of case starts with a reported IOTN of 4	254	338	75.1%	78.9%	77.8%	77.8%
% of case starts with a reported IOTN of 5	61	338	18.0%	17.8%	17.2%	16.7%
% of concluded courses in receipt of dual-arch fixed appliances	317	396	80.1%	71.8%	73.7%	74.3%
% of concluded courses where treatment was abandoned or discontinued	50	396	12.6%	4.8%	5.5%	6.9%
% of patients satisfied with the treatment they have received	13	13	100.0%	96.7%	96.1%	95.7%

\* Figures in italics indicate that the base number is less than 100.

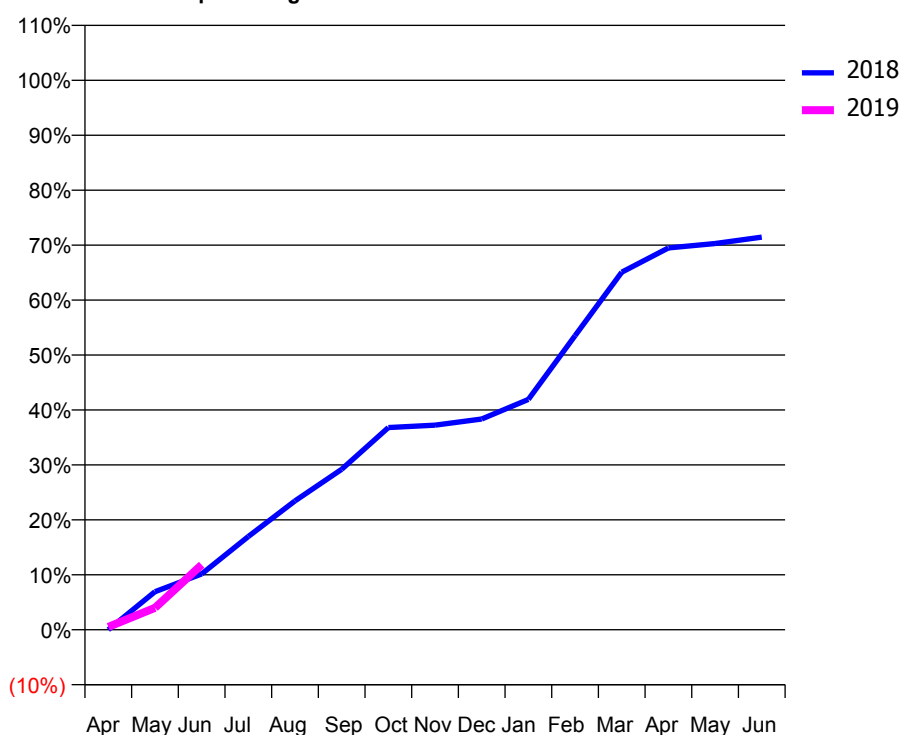
### Q68 - Vital Signs Orthodontic At a Glance Contract Report for 188751/0003 - June 2018

Name or company name	Mr P Boamah & Mr C Amin.	18/19 Contracted general activity (UDA)	0
Contract type name	PDS Contract	Carry forward general activity (UDA)	0
Purpose of contract	Orthodontic	18/19 Contracted orthodontic activity (UOA)	5,323
Contract start date	01/04/2011	Carry forward orthodontic activity (UOA)	0
Contract end date	31/03/2019	Baseline contract value	£349,069.17

ACCESS	Contract	England and Wales
24 month ratio of assessments to patient IDs	1.06	1.09

ACTIVITY	Contract
Contract assess and fit appliances (case starts) as a percentage of Area Team case starts	1.7 %

Cumulative percentage of contracted UOA delivered 2018 & 2019



Month	Adjusted Scheduled Activity (UOA)		
	2017	2018	2019
April	49	0	28
May	159	369	212
June	289	540	630
July	684	904	
August	966	1,248	
September	1,273	1,554	
October	1,400	1,959	
November	1,559	1,982	
December	2,356	2,041	
January	2,401	2,231	
February	2,751	2,849	
March	2,986	3,464	
April	3,348	3,699	
May	3,369	3,741	
June	3,369	3,804	

#### QUANTITY METRICS (rolling 12 month period)

	Contract Quantity	Contract Base Number	Contract *	Area Team	Region	England
% of all assessments that were assess and fit appliances (case starts)	186	289	64.4%	75.3%	62.0%	60.4%
% of all assessments that were assess and refuse	20	289	6.9%	5.7%	10.5%	11.4%
% of all assessments that were assess and review	83	289	28.7%	19.0%	27.5%	28.3%
% of case starts with a reported IOTN of 3 and Aesthetic Component of 5 or below	0	186	N/A	0.0%	0.2%	0.1%
% of case starts with a reported IOTN of 3 and Aesthetic Component of 6 or above	0	186	N/A	2.4%	3.4%	4.0%
% of case starts with a reported IOTN of 4	161	186	86.6%	78.9%	77.8%	77.8%
% of case starts with a reported IOTN of 5	25	186	13.4%	17.8%	17.2%	16.7 %
% of concluded courses in receipt of dual-arch fixed appliances	1	55	1.8%	71.8%	73.7%	74.3%
% of concluded courses where treatment was abandoned or discontinued	3	55	5.5%	4.8%	5.5%	6.9%
% of patients satisfied with the treatment they have received	10	10	100.0%	96.7%	96.1%	95.7%

\* Figures in italics indicate that the base number is less than 100.

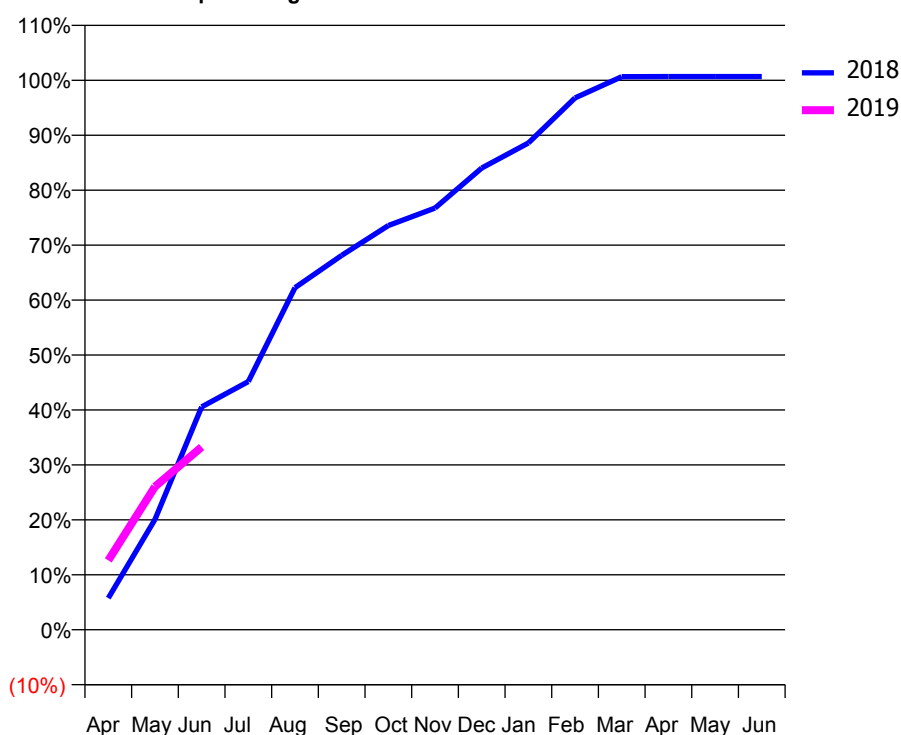
### Q68 - Vital Signs Orthodontic At a Glance Contract Report for 199737/0003 - June 2018

Name or company name	Rectory House Dental Practice Ltd	18/19 Contracted general activity (UDA)	0
Contract type name	PDS Contract	Carry forward general activity (UDA)	0
Purpose of contract	Orthodontic	18/19 Contracted orthodontic activity (UOA)	3,735
Contract start date	01/04/2011	Carry forward orthodontic activity (UOA)	0
Contract end date	31/03/2019	Baseline contract value	£244,932.07

ACCESS	Contract	England and Wales
24 month ratio of assessments to patient IDs	1.03	1.09

ACTIVITY	Contract
Contract assess and fit appliances (case starts) as a percentage of Area Team case starts	1.5 %

Cumulative percentage of contracted UOA delivered 2018 & 2019



Month	Adjusted Scheduled Activity (UOA)		
	2017	2018	2019
April	148	215	472
May	1,126	750	973
June	1,739	1,515	1,242
July	1,937	1,687	
August	2,315	2,325	
September	2,635	2,545	
October	2,820	2,748	
November	3,035	2,866	
December	3,167	3,138	
January	3,257	3,309	
February	3,417	3,615	
March	3,779	3,759	
April	3,782	3,760	
May	3,783	3,760	
June	3,783	3,760	

#### QUANTITY METRICS (rolling 12 month period)

	Contract Quantity	Contract Base Number	Contract *	Area Team	Region	England
% of all assessments that were assess and fit appliances (case starts)	168	301	55.8%	75.3%	62.0%	60.4%
% of all assessments that were assess and refuse	44	301	14.6%	5.7%	10.5%	11.4%
% of all assessments that were assess and review	89	301	29.6%	19.0%	27.5%	28.3%
% of case starts with a reported IOTN of 3 and Aesthetic Component of 5 or below	0	168	N/A	0.0%	0.2%	0.1%
% of case starts with a reported IOTN of 3 and Aesthetic Component of 6 or above	9	168	5.4%	2.4%	3.4%	4.0%
% of case starts with a reported IOTN of 4	130	168	77.4%	78.9%	77.8%	77.8%
% of case starts with a reported IOTN of 5	29	168	17.3%	17.8%	17.2%	16.7 %
% of concluded courses in receipt of dual-arch fixed appliances	24	173	13.9%	71.8%	73.7%	74.3%
% of concluded courses where treatment was abandoned or discontinued	1	173	0.6%	4.8%	5.5%	6.9%
% of patients satisfied with the treatment they have received	14	14	100.0%	96.7%	96.1%	95.7%

\* Figures in italics indicate that the base number is less than 100.

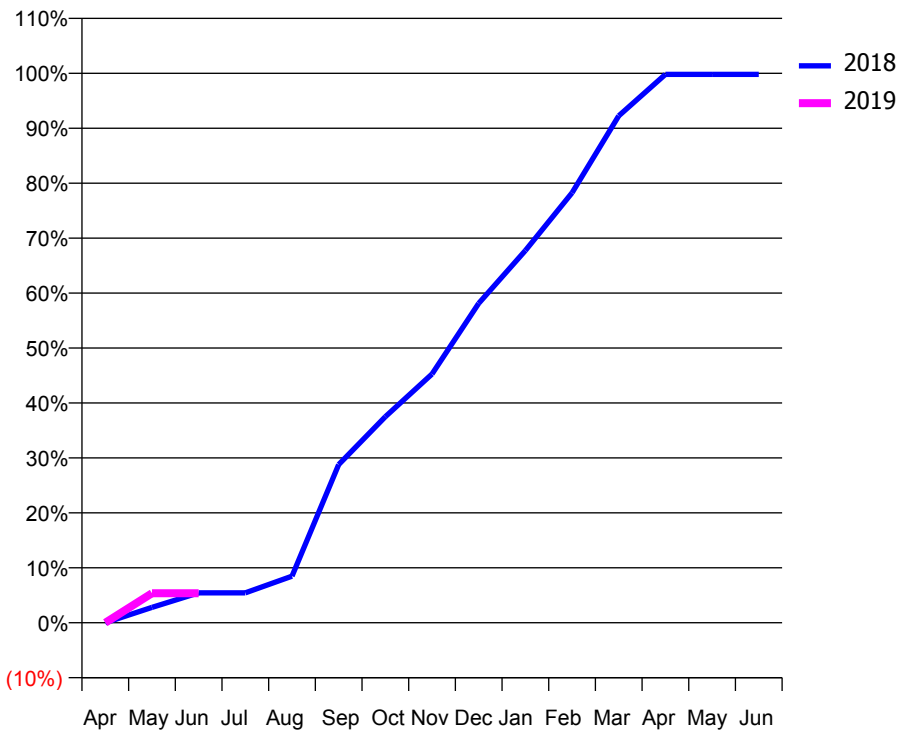
### Q68 - Vital Signs Orthodontic At a Glance Contract Report for 207896/0005 - June 2018

Name or company name	DR AM MCCANCE	18/19 Contracted general activity (UDA)	0
Contract type name	PDS Contract	Carry forward general activity (UDA)	0
Purpose of contract	Orthodontic	18/19 Contracted orthodontic activity (UOA)	9,005
Contract start date	08/04/2013	Carry forward orthodontic activity (UOA)	0
Contract end date	31/03/2019	Baseline contract value	£591,101.42

ACCESS	Contract	England and Wales
24 month ratio of assessments to patient IDs	1.00	1.09

ACTIVITY	Contract
Contract assess and fit appliances (case starts) as a percentage of Area Team case starts	3.9 %

Cumulative percentage of contracted UOA delivered 2018 & 2019



Month	Adjusted Scheduled Activity (UOA)		
	2017	2018	2019
April	294	0	0
May	588	252	483
June	819	491	483
July	1,428	491	
August	1,617	764	
September	2,037	2,593	
October	2,037	3,378	
November	2,721	4,076	
December	4,073	5,234	
January	4,472	6,099	
February	5,564	7,047	
March	7,101	8,307	
April	7,756	8,987	
May	7,756	8,987	
June	7,756	8,987	

#### QUANTITY METRICS (rolling 12 month period)

	Contract Quantity	Contract Base Number	Contract *	Area Team	Region	England
% of all assessments that were assess and fit appliances (case starts)	432	439	98.4%	75.3%	62.0%	60.4%
% of all assessments that were assess and refuse	1	439	0.2%	5.7%	10.5%	11.4%
% of all assessments that were assess and review	6	439	1.4%	19.0%	27.5%	28.3%
% of case starts with a reported IOTN of 3 and Aesthetic Component of 5 or below	0	432	N/A	0.0%	0.2%	0.1%
% of case starts with a reported IOTN of 3 and Aesthetic Component of 6 or above	20	432	4.6%	2.4%	3.4%	4.0%
% of case starts with a reported IOTN of 4	346	432	80.1%	78.9%	77.8%	77.8%
% of case starts with a reported IOTN of 5	65	432	15.0%	17.8%	17.2%	16.7 %
% of concluded courses in receipt of dual-arch fixed appliances	0	224	N/A	71.8%	73.7%	74.3%
% of concluded courses where treatment was abandoned or discontinued	7	224	3.1%	4.8%	5.5%	6.9%
% of patients satisfied with the treatment they have received	4	4	100.0%	96.7%	96.1%	95.7%

\* Figures in italics indicate that the base number is less than 100.

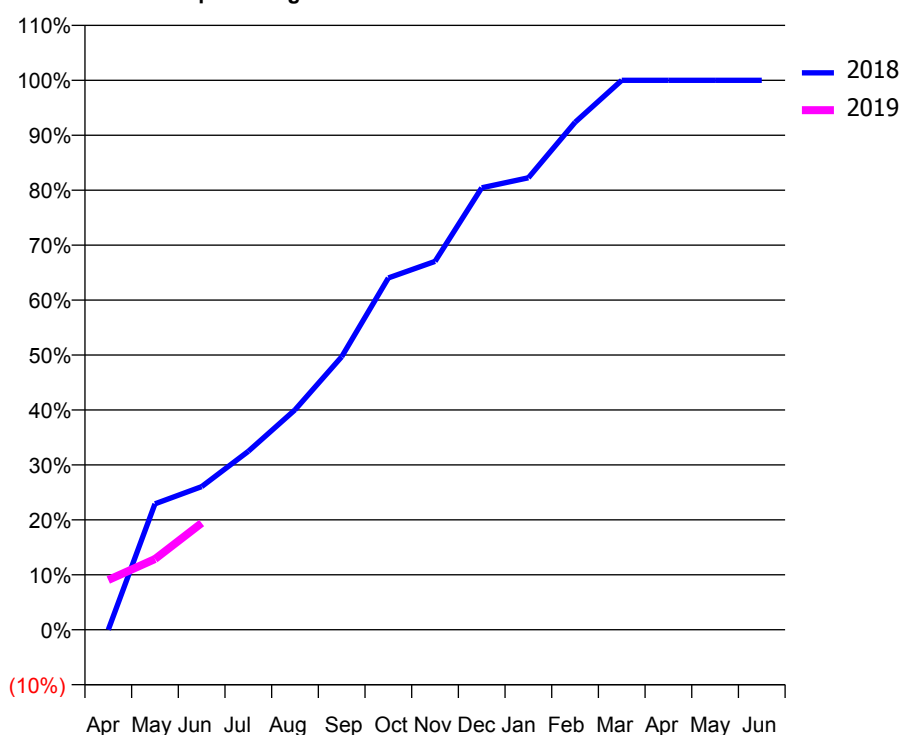
### Q68 - Vital Signs Orthodontic At a Glance Contract Report for 241296/0002 - June 2018

Name or company name	MRS SK TIBBLE	18/19 Contracted general activity (UDA)	0
Contract type name	PDS Contract	Carry forward general activity (UDA)	0
Purpose of contract	Orthodontic	18/19 Contracted orthodontic activity (UOA)	3,623
Contract start date	01/11/2007	Carry forward orthodontic activity (UOA)	0
Contract end date	31/03/2019	Baseline contract value	£250,892.44

ACCESS	Contract	England and Wales
24 month ratio of assessments to patient IDs	1.28	1.09

ACTIVITY	Contract
Contract assess and fit appliances (case starts) as a percentage of Area Team case starts	1.4 %

Cumulative percentage of contracted UOA delivered 2018 & 2019



Month	Adjusted Scheduled Activity (UOA)		
	2017	2018	2019
April	1	0	328
May	57	830	466
June	460	944	704
July	793	1,177	
August	1,333	1,450	
September	1,495	1,800	
October	1,766	2,320	
November	2,235	2,429	
December	2,420	2,914	
January	2,791	2,980	
February	3,373	3,346	
March	3,620	3,623	
April	3,623	3,623	
May	3,623	3,623	
June	3,623	3,623	

#### QUANTITY METRICS (rolling 12 month period)

	Contract Quantity	Contract Base Number	Contract *	Area Team	Region	England
% of all assessments that were assess and fit appliances (case starts)	152	360	42.2%	75.3%	62.0%	60.4%
% of all assessments that were assess and refuse	7	360	1.9%	5.7%	10.5%	11.4%
% of all assessments that were assess and review	201	360	55.8%	19.0%	27.5%	28.3%
% of case starts with a reported IOTN of 3 and Aesthetic Component of 5 or below	0	152	N/A	0.0%	0.2%	0.1%
% of case starts with a reported IOTN of 3 and Aesthetic Component of 6 or above	6	152	3.9%	2.4%	3.4%	4.0%
% of case starts with a reported IOTN of 4	111	152	73.0%	78.9%	77.8%	77.8%
% of case starts with a reported IOTN of 5	35	152	23.0%	17.8%	17.2%	16.7 %
% of concluded courses in receipt of dual-arch fixed appliances	126	153	82.4%	71.8%	73.7%	74.3%
% of concluded courses where treatment was abandoned or discontinued	6	153	3.9%	4.8%	5.5%	6.9%
% of patients satisfied with the treatment they have received	3	3	100.0%	96.7%	96.1%	95.7%

\* Figures in italics indicate that the base number is less than 100.

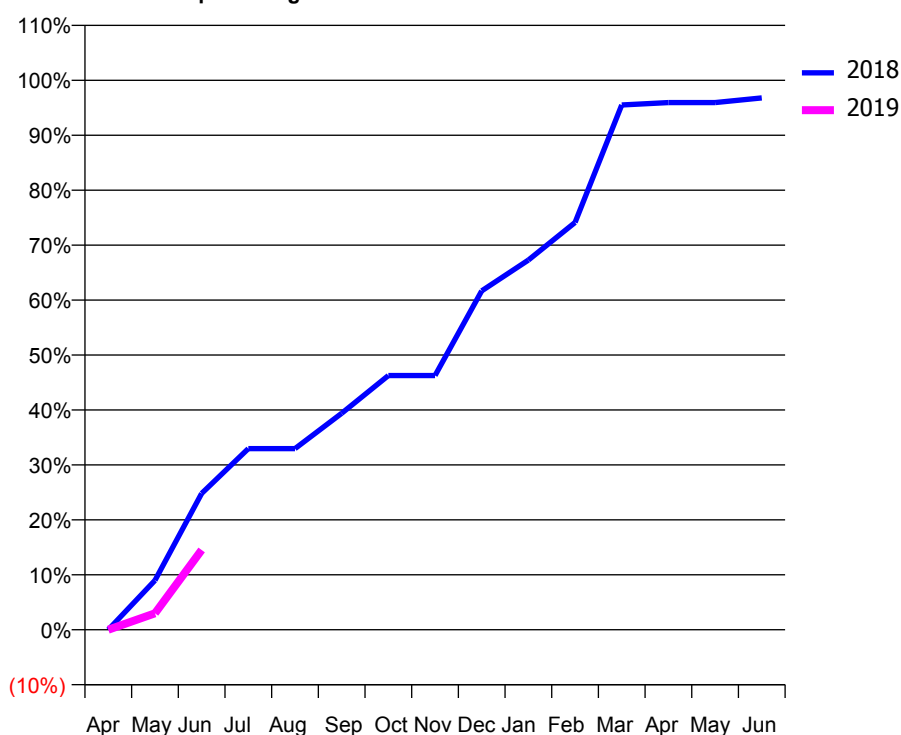
### Q68 - Vital Signs Orthodontic At a Glance Contract Report for 263273/0001 - June 2018

Name or company name	MR AT SMITH	18/19 Contracted general activity (UDA)	0
Contract type name	PDS Contract	Carry forward general activity (UDA)	0
Purpose of contract	Orthodontic	18/19 Contracted orthodontic activity (UOA)	4,912
Contract start date	01/04/2011	Carry forward orthodontic activity (UOA)	0
Contract end date	31/03/2019	Baseline contract value	£316,609.78

ACCESS	Contract	England and Wales
24 month ratio of assessments to patient IDs	1.07	1.09

ACTIVITY	Contract
Contract assess and fit appliances (case starts) as a percentage of Area Team case starts	1.9 %

Cumulative percentage of contracted UOA delivered 2018 & 2019



Month	Adjusted Scheduled Activity (UOA)		
	2017	2018	2019
April	66	0	0
May	168	442	147
June	590	1,219	714
July	1,354	1,619	
August	2,191	1,619	
September	2,636	1,935	
October	2,899	2,273	
November	3,489	2,273	
December	3,969	3,030	
January	3,990	3,305	
February	4,494	3,641	
March	4,876	4,691	
April	4,876	4,712	
May	4,939	4,712	
June	4,981	4,754	

#### QUANTITY METRICS (rolling 12 month period)

	Contract Quantity	Contract Base Number	Contract *	Area Team	Region	England
% of all assessments that were assess and fit appliances (case starts)	208	213	97.7%	75.3%	62.0%	60.4%
% of all assessments that were assess and refuse	5	213	2.3%	5.7%	10.5%	11.4%
% of all assessments that were assess and review	0	213	0.0%	19.0%	27.5%	28.3%
% of case starts with a reported IOTN of 3 and Aesthetic Component of 5 or below	0	208	N/A	0.0%	0.2%	0.1%
% of case starts with a reported IOTN of 3 and Aesthetic Component of 6 or above	7	208	3.4%	2.4%	3.4%	4.0%
% of case starts with a reported IOTN of 4	159	208	76.4%	78.9%	77.8%	77.8%
% of case starts with a reported IOTN of 5	42	208	20.2%	17.8%	17.2%	16.7%
% of concluded courses in receipt of dual-arch fixed appliances	200	211	94.8%	71.8%	73.7%	74.3%
% of concluded courses where treatment was abandoned or discontinued	7	211	3.3%	4.8%	5.5%	6.9%
% of patients satisfied with the treatment they have received	8	9	88.9%	96.7%	96.1%	95.7%

\* Figures in italics indicate that the base number is less than 100.



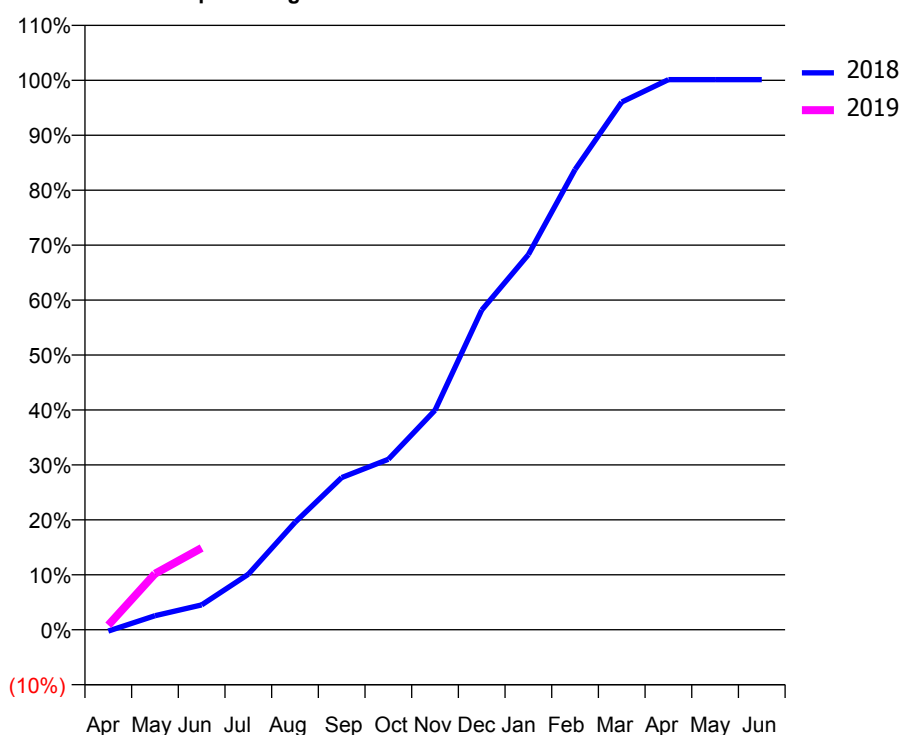
### Q68 - Vital Signs Orthodontic At a Glance Contract Report for 310328/0002 - June 2018

Name or company name	MR JY LIU	18/19 Contracted general activity (UDA)	0
Contract type name	PDS Contract	Carry forward general activity (UDA)	0
Purpose of contract	Orthodontic	18/19 Contracted orthodontic activity (UOA)	3,206
Contract start date	01/04/2011	Carry forward orthodontic activity (UOA)	0
Contract end date	31/03/2019	Baseline contract value	£210,241.55

ACCESS	Contract	England and Wales
24 month ratio of assessments to patient IDs	1.03	1.09

ACTIVITY	Contract
Contract assess and fit appliances (case starts) as a percentage of Area Team case starts	1.6 %

Cumulative percentage of contracted UOA delivered 2018 & 2019



Month	Adjusted Scheduled Activity (UOA)		
	2017	2018	2019
April	-4	-8	27
May	192	82	327
June	283	145	477
July	586	324	
August	715	627	
September	850	888	
October	1,098	995	
November	1,444	1,281	
December	1,721	1,865	
January	2,079	2,189	
February	2,420	2,685	
March	2,983	3,079	
April	3,093	3,210	
May	3,198	3,210	
June	3,198	3,210	

#### QUANTITY METRICS (rolling 12 month period)

	Contract Quantity	Contract Base Number	Contract *	Area Team	Region	England
% of all assessments that were assess and fit appliances (case starts)	171	258	66.3%	75.3%	62.0%	60.4%
% of all assessments that were assess and refuse	20	258	7.8%	5.7%	10.5%	11.4%
% of all assessments that were assess and review	67	258	26.0%	19.0%	27.5%	28.3%
% of case starts with a reported IOTN of 3 and Aesthetic Component of 5 or below	0	171	N/A	0.0%	0.2%	0.1%
% of case starts with a reported IOTN of 3 and Aesthetic Component of 6 or above	9	171	5.3%	2.4%	3.4%	4.0%
% of case starts with a reported IOTN of 4	129	171	75.4%	78.9%	77.8%	77.8%
% of case starts with a reported IOTN of 5	33	171	19.3%	17.8%	17.2%	16.7 %
% of concluded courses in receipt of dual-arch fixed appliances	106	129	82.2%	71.8%	73.7%	74.3%
% of concluded courses where treatment was abandoned or discontinued	16	129	12.4%	4.8%	5.5%	6.9%
% of patients satisfied with the treatment they have received	12	13	92.3%	96.7%	96.1%	95.7%

\* Figures in italics indicate that the base number is less than 100.

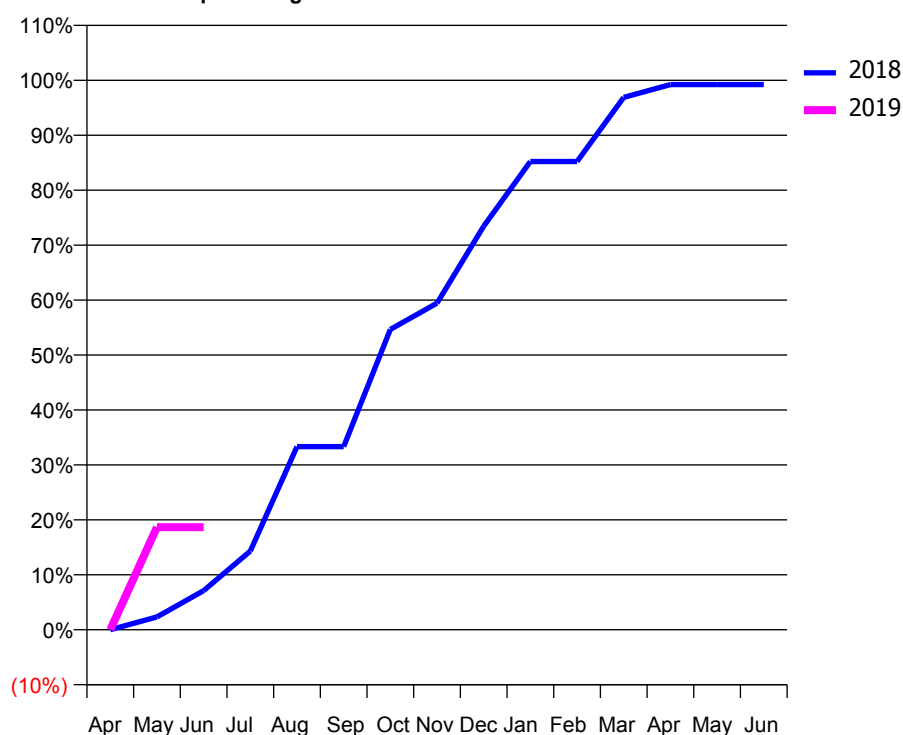
### Q68 - Vital Signs Orthodontic At a Glance Contract Report for 320684/0002 - June 2018

Name or company name	MRS CJ PRITCHARD	18/19 Contracted general activity (UDA)	0
Contract type name	PDS Contract	Carry forward general activity (UDA)	0
Purpose of contract	Orthodontic	18/19 Contracted orthodontic activity (UOA)	900
Contract start date	01/04/2011	Carry forward orthodontic activity (UOA)	0
Contract end date	31/03/2019	Baseline contract value	£59,019.77

ACCESS	Contract	England and Wales
24 month ratio of assessments to patient IDs	1.12	1.09

ACTIVITY	Contract
Contract assess and fit appliances (case starts) as a percentage of Area Team case starts	0.5 %

Cumulative percentage of contracted UOA delivered 2018 & 2019



Month	Adjusted Scheduled Activity (UOA)		
	2017	2018	2019
April	-9	0	0
May	37	21	168
June	144	64	168
July	207	129	
August	209	300	
September	419	300	
October	419	492	
November	505	535	
December	569	661	
January	590	767	
February	590	767	
March	821	872	
April	821	893	
May	822	893	
June	822	893	

#### QUANTITY METRICS (rolling 12 month period)

	Contract Quantity	Contract Base Number	Contract *	Area Team	Region	England
% of all assessments that were assess and fit appliances (case starts)	52	62	83.9%	75.3%	62.0%	60.4%
% of all assessments that were assess and refuse	6	62	9.7%	5.7%	10.5%	11.4%
% of all assessments that were assess and review	4	62	6.5%	19.0%	27.5%	28.3%
% of case starts with a reported IOTN of 3 and Aesthetic Component of 5 or below	0	52	<i>N/A</i>	0.0%	0.2%	0.1%
% of case starts with a reported IOTN of 3 and Aesthetic Component of 6 or above	1	52	1.9%	2.4%	3.4%	4.0%
% of case starts with a reported IOTN of 4	36	52	69.2%	78.9%	77.8%	77.8%
% of case starts with a reported IOTN of 5	15	52	28.8%	17.8%	17.2%	16.7 %
% of concluded courses in receipt of dual-arch fixed appliances	0	41	<i>N/A</i>	71.8%	73.7%	74.3%
% of concluded courses where treatment was abandoned or discontinued	3	41	7.3%	4.8%	5.5%	6.9%
% of patients satisfied with the treatment they have received	1	1	100.0%	96.7%	96.1%	95.7%

\* Figures in italics indicate that the base number is less than 100.

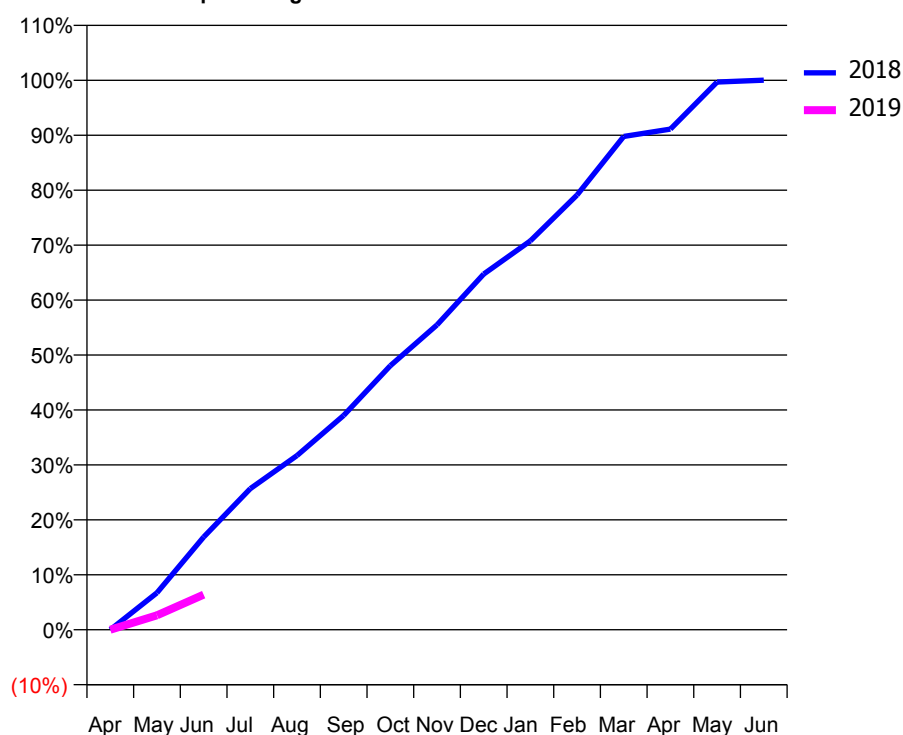
### Q68 - Vital Signs Orthodontic At a Glance Contract Report for 331465/0002 - June 2018

Name or company name	MISS SK TOPPING	18/19 Contracted general activity (UDA)	0
Contract type name	PDS Contract	Carry forward general activity (UDA)	0
Purpose of contract	Orthodontic	18/19 Contracted orthodontic activity (UOA)	6,474
Contract start date	01/04/2011	Carry forward orthodontic activity (UOA)	0
Contract end date	31/03/2019	Baseline contract value	£424,548.91

ACCESS	Contract	England and Wales
24 month ratio of assessments to patient IDs	1.05	1.09

ACTIVITY	Contract
Contract assess and fit appliances (case starts) as a percentage of Area Team case starts	2.5 %

Cumulative percentage of contracted UOA delivered 2018 & 2019



Month	Adjusted Scheduled Activity (UOA)		
	2017	2018	2019
April	-8	0	0
May	160	436	171
June	567	1,093	414
July	974	1,663	
August	1,322	2,052	
September	1,793	2,526	
October	2,308	3,111	
November	2,800	3,592	
December	3,560	4,191	
January	4,171	4,582	
February	4,171	5,123	
March	4,171	5,812	
April	6,457	5,898	
May	6,478	6,454	
June	6,478	6,476	

#### QUANTITY METRICS (rolling 12 month period)

	Contract Quantity	Contract Base Number	Contract *	Area Team	Region	England
% of all assessments that were assess and fit appliances (case starts)	278	461	60.3%	75.3%	62.0%	60.4%
% of all assessments that were assess and refuse	71	461	15.4%	5.7%	10.5%	11.4%
% of all assessments that were assess and review	112	461	24.3%	19.0%	27.5%	28.3%
% of case starts with a reported IOTN of 3 and Aesthetic Component of 5 or below	0	278	N/A	0.0%	0.2%	0.1%
% of case starts with a reported IOTN of 3 and Aesthetic Component of 6 or above	13	278	4.7%	2.4%	3.4%	4.0%
% of case starts with a reported IOTN of 4	208	278	74.8%	78.9%	77.8%	77.8%
% of case starts with a reported IOTN of 5	57	278	20.5%	17.8%	17.2%	16.7 %
% of concluded courses in receipt of dual-arch fixed appliances	234	294	79.6%	71.8%	73.7%	74.3%
% of concluded courses where treatment was abandoned or discontinued	9	294	3.1%	4.8%	5.5%	6.9%
% of patients satisfied with the treatment they have received	13	13	100.0%	96.7%	96.1%	95.7%

\* Figures in italics indicate that the base number is less than 100.

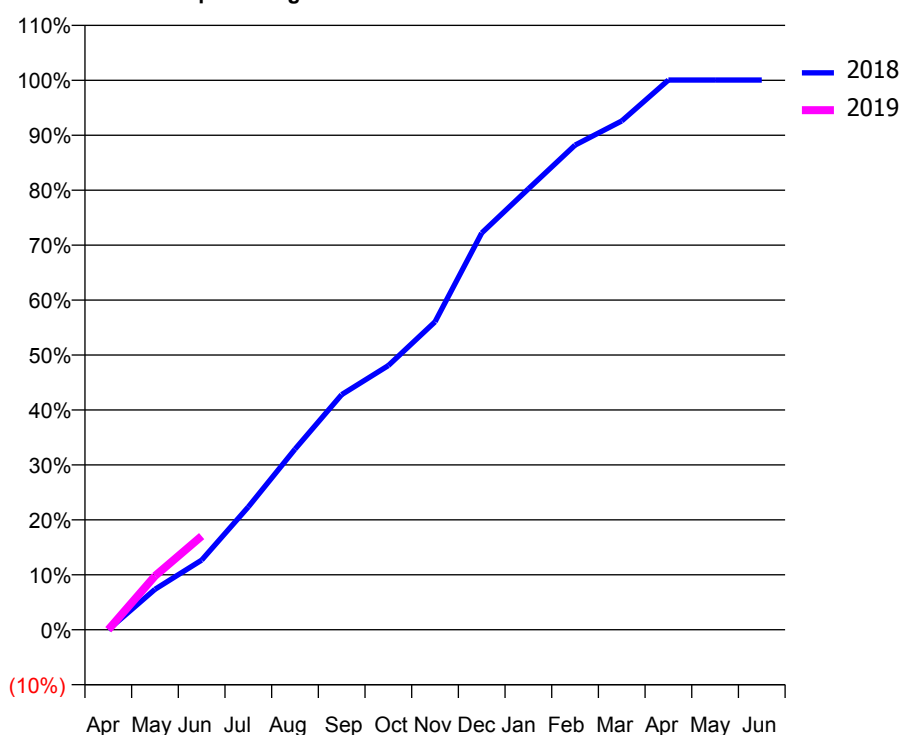
### Q68 - Vital Signs Orthodontic At a Glance Contract Report for 635677/0001 - June 2018

Name or company name	MISS JM EDWARDS	18/19 Contracted general activity (UDA)	0
Contract type name	PDS Contract	Carry forward general activity (UDA)	0
Purpose of contract	Orthodontic	18/19 Contracted orthodontic activity (UOA)	2,500
Contract start date	01/04/2006	Carry forward orthodontic activity (UOA)	0
Contract end date	31/03/2019	Baseline contract value	£165,998.94

ACCESS	Contract	England and Wales
24 month ratio of assessments to patient IDs	1.03	1.09

ACTIVITY	Contract
Contract assess and fit appliances (case starts) as a percentage of Area Team case starts	1.1 %

Cumulative percentage of contracted UOA delivered 2018 & 2019



Month	Adjusted Scheduled Activity (UOA)		
	2017	2018	2019
April	0	0	0
May	53	184	245
June	256	317	426
July	451	559	
August	662	822	
September	955	1,070	
October	1,105	1,202	
November	1,472	1,401	
December	1,693	1,805	
January	1,852	2,006	
February	2,029	2,205	
March	2,357	2,315	
April	2,396	2,501	
May	2,505	2,501	
June	2,505	2,501	

#### QUANTITY METRICS (rolling 12 month period)

	Contract Quantity	Contract Base Number	Contract *	Area Team	Region	England
% of all assessments that were assess and fit appliances (case starts)	120	262	45.8%	75.3%	62.0%	60.4%
% of all assessments that were assess and refuse	34	262	13.0%	5.7%	10.5%	11.4%
% of all assessments that were assess and review	108	262	41.2%	19.0%	27.5%	28.3%
% of case starts with a reported IOTN of 3 and Aesthetic Component of 5 or below	0	120	N/A	0.0%	0.2%	0.1%
% of case starts with a reported IOTN of 3 and Aesthetic Component of 6 or above	4	120	3.3%	2.4%	3.4%	4.0%
% of case starts with a reported IOTN of 4	96	120	80.0%	78.9%	77.8%	77.8%
% of case starts with a reported IOTN of 5	15	120	12.5%	17.8%	17.2%	16.7 %
% of concluded courses in receipt of dual-arch fixed appliances	106	127	83.5%	71.8%	73.7%	74.3%
% of concluded courses where treatment was abandoned or discontinued	3	127	2.4%	4.8%	5.5%	6.9%
% of patients satisfied with the treatment they have received	3	3	100.0%	96.7%	96.1%	95.7%

\* Figures in italics indicate that the base number is less than 100.

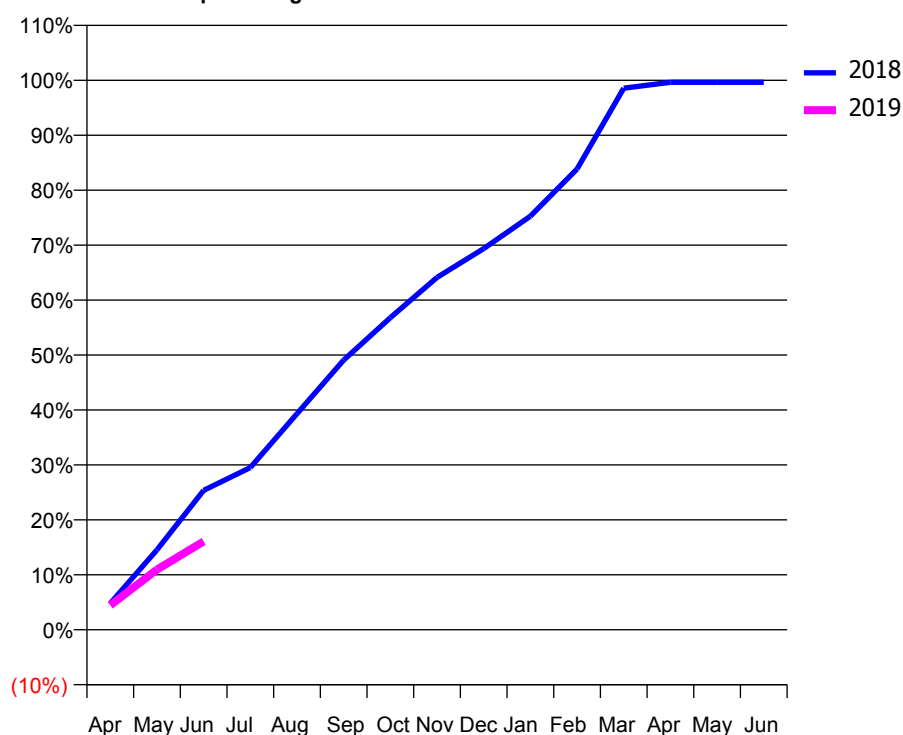
### Q68 - Vital Signs Orthodontic At a Glance Contract Report for 656968/0002 - June 2018

Name or company name	MRS VJ DIXON	18/19 Contracted general activity (UDA)	0
Contract type name	PDS Contract	Carry forward general activity (UDA)	0
Purpose of contract	Orthodontic	18/19 Contracted orthodontic activity (UOA)	4,097
Contract start date	01/04/2006	Carry forward orthodontic activity (UOA)	0
Contract end date	31/03/2019	Baseline contract value	£276,589.13

ACCESS	Contract	England and Wales
24 month ratio of assessments to patient IDs	1.00	1.09

ACTIVITY	Contract
Contract assess and fit appliances (case starts) as a percentage of Area Team case starts	1.6 %

Cumulative percentage of contracted UOA delivered 2018 & 2019



Month	Adjusted Scheduled Activity (UOA)		
	2017	2018	2019
April	84	197	182
May	633	596	449
June	1,099	1,039	659
July	1,352	1,209	
August	1,837	1,612	
September	2,176	2,011	
October	2,684	2,327	
November	3,188	2,627	
December	3,507	2,842	
January	3,742	3,083	
February	3,890	3,435	
March	4,061	4,038	
April	4,061	4,082	
May	4,061	4,082	
June	4,061	4,082	

#### QUANTITY METRICS (rolling 12 month period)

	Contract Quantity	Contract Base Number	Contract *	Area Team	Region	England
% of all assessments that were assess and fit appliances (case starts)	172	280	61.4%	75.3%	62.0%	60.4%
% of all assessments that were assess and refuse	31	280	11.1%	5.7%	10.5%	11.4%
% of all assessments that were assess and review	77	280	27.5%	19.0%	27.5%	28.3%
% of case starts with a reported IOTN of 3 and Aesthetic Component of 5 or below	0	172	N/A	0.0%	0.2%	0.1%
% of case starts with a reported IOTN of 3 and Aesthetic Component of 6 or above	2	172	1.2%	2.4%	3.4%	4.0%
% of case starts with a reported IOTN of 4	149	172	86.6%	78.9%	77.8%	77.8%
% of case starts with a reported IOTN of 5	21	172	12.2%	17.8%	17.2%	16.7 %
% of concluded courses in receipt of dual-arch fixed appliances	190	208	91.3%	71.8%	73.7%	74.3%
% of concluded courses where treatment was abandoned or discontinued	11	208	5.3%	4.8%	5.5%	6.9%
% of patients satisfied with the treatment they have received	2	2	100.0%	96.7%	96.1%	95.7%

\* Figures in italics indicate that the base number is less than 100.

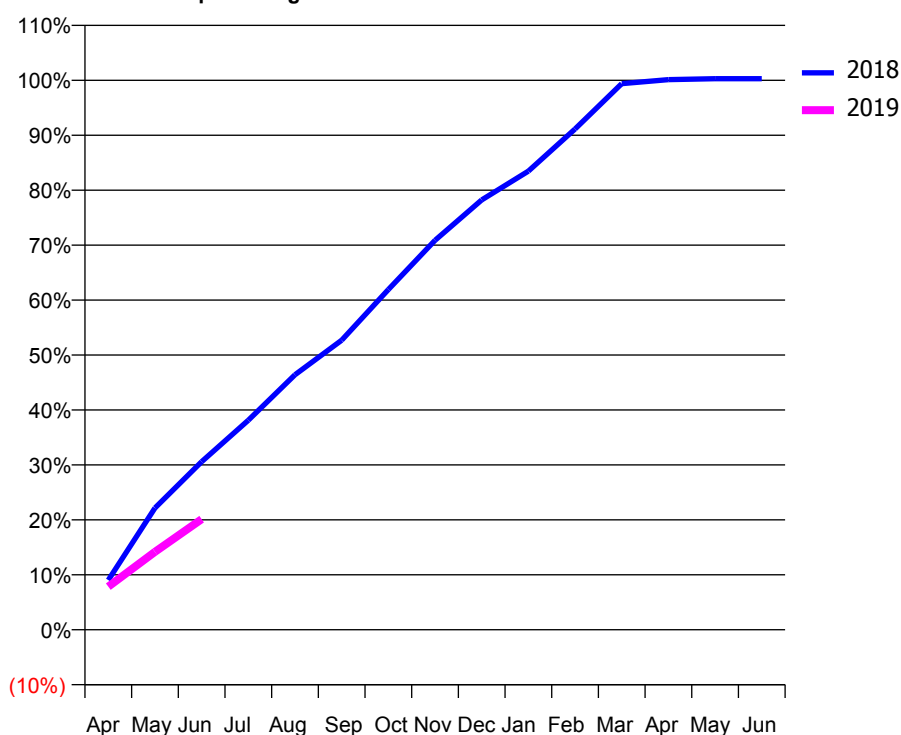
### Q68 - Vital Signs Orthodontic At a Glance Contract Report for 677256/0001 - June 2018

Name or company name	MR GT WYNNE-HUGHES	18/19 Contracted general activity (UDA)	0
Contract type name	PDS Contract	Carry forward general activity (UDA)	0
Purpose of contract	Orthodontic	18/19 Contracted orthodontic activity (UOA)	13,141
Contract start date	01/04/2006	Carry forward orthodontic activity (UOA)	0
Contract end date	31/03/2026	Baseline contract value	£1,483,015.19

ACCESS	Contract	England and Wales
24 month ratio of assessments to patient IDs	1.17	1.09

ACTIVITY	Contract
Contract assess and fit appliances (case starts) as a percentage of Area Team case starts	5.1 %

Cumulative percentage of contracted UOA delivered 2018 & 2019



Month	Adjusted Scheduled Activity (UOA)		
	2017	2018	2019
April	433	1,188	1,031
May	1,282	2,912	1,863
June	2,055	4,019	2,645
July	2,692	5,012	
August	4,750	6,098	
September	6,192	6,926	
October	7,257	8,137	
November	8,503	9,312	
December	9,476	10,281	
January	10,304	10,967	
February	11,277	11,975	
March	12,942	13,060	
April	13,143	13,155	
May	13,145	13,178	
June	13,145	13,178	

#### QUANTITY METRICS (rolling 12 month period)

	Contract Quantity	Contract Base Number	Contract *	Area Team	Region	England
% of all assessments that were assess and fit appliances (case starts)	556	1,019	54.6%	75.3%	62.0%	60.4%
% of all assessments that were assess and refuse	105	1,019	10.3%	5.7%	10.5%	11.4%
% of all assessments that were assess and review	358	1,019	35.1%	19.0%	27.5%	28.3%
% of case starts with a reported IOTN of 3 and Aesthetic Component of 5 or below	0	556	N/A	0.0%	0.2%	0.1%
% of case starts with a reported IOTN of 3 and Aesthetic Component of 6 or above	0	556	N/A	2.4%	3.4%	4.0%
% of case starts with a reported IOTN of 4	443	556	79.7%	78.9%	77.8%	77.8%
% of case starts with a reported IOTN of 5	106	556	19.1%	17.8%	17.2%	16.7 %
% of concluded courses in receipt of dual-arch fixed appliances	558	615	90.7%	71.8%	73.7%	74.3%
% of concluded courses where treatment was abandoned or discontinued	30	615	4.9%	4.8%	5.5%	6.9%
% of patients satisfied with the treatment they have received	17	17	100.0%	96.7%	96.1%	95.7%

\* Figures in italics indicate that the base number is less than 100.

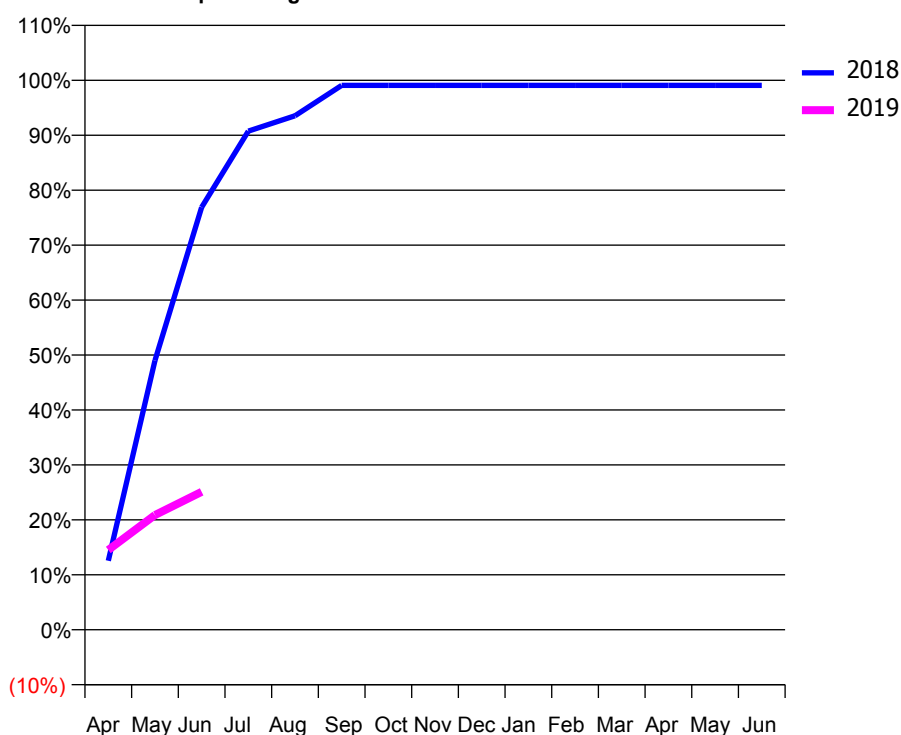
### Q68 - Vital Signs Orthodontic At a Glance Contract Report for 729175/0002 - June 2018

Name or company name	MR LD MURRAY	18/19 Contracted general activity (UDA)	0
Contract type name	PDS Contract	Carry forward general activity (UDA)	0
Purpose of contract	Orthodontic	18/19 Contracted orthodontic activity (UOA)	757
Contract start date	01/04/2006	Carry forward orthodontic activity (UOA)	0
Contract end date	31/03/2019	Baseline contract value	£49,734.13

ACCESS	Contract	England and Wales
24 month ratio of assessments to patient IDs	1.13	1.09

ACTIVITY	Contract
Contract assess and fit appliances (case starts) as a percentage of Area Team case starts	0.1 %

Cumulative percentage of contracted UOA delivered 2018 & 2019



Month	Adjusted Scheduled Activity (UOA)		
	2017	2018	2019
April	72	95	110
May	266	371	158
June	312	582	190
July	406	687	
August	476	708	
September	590	750	
October	637	750	
November	722	750	
December	747	750	
January	760	750	
February	760	750	
March	760	750	
April	760	750	
May	760	750	
June	760	750	

#### QUANTITY METRICS (rolling 12 month period)

	Contract Quantity	Contract Base Number	Contract *	Area Team	Region	England
% of all assessments that were assess and fit appliances (case starts)	16	38	42.1%	75.3%	62.0%	60.4%
% of all assessments that were assess and refuse	12	38	31.6%	5.7%	10.5%	11.4%
% of all assessments that were assess and review	10	38	26.3%	19.0%	27.5%	28.3%
% of case starts with a reported IOTN of 3 and Aesthetic Component of 5 or below	0	16	<i>N/A</i>	0.0%	0.2%	0.1%
% of case starts with a reported IOTN of 3 and Aesthetic Component of 6 or above	0	16	<i>N/A</i>	2.4%	3.4%	4.0%
% of case starts with a reported IOTN of 4	15	16	93.8%	78.9%	77.8%	77.8%
% of case starts with a reported IOTN of 5	1	16	6.3%	17.8%	17.2%	16.7 %
% of concluded courses in receipt of dual-arch fixed appliances	5	37	13.5%	71.8%	73.7%	74.3%
% of concluded courses where treatment was abandoned or discontinued	6	37	16.2%	4.8%	5.5%	6.9%
% of patients satisfied with the treatment they have received	0	0	<i>N/A</i>	96.7%	96.1%	95.7%

\* Figures in italics indicate that the base number is less than 100.

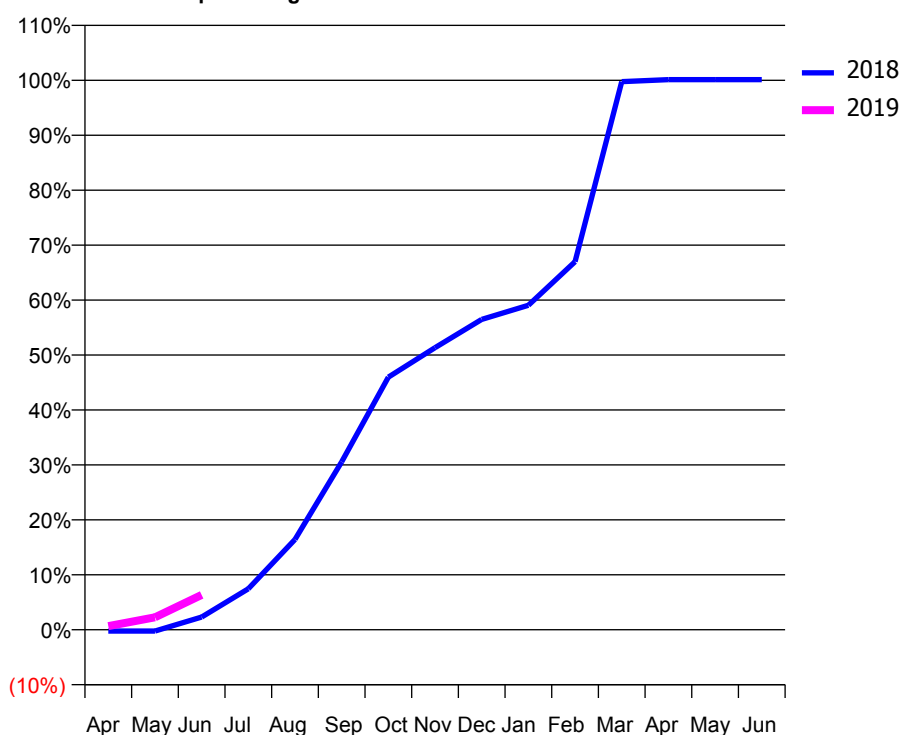
### Q68 - Vital Signs Orthodontic At a Glance Contract Report for 729809/0003 - June 2018

Name or company name	MR MR SWAN	18/19 Contracted general activity (UDA)	0
Contract type name	PDS Contract	Carry forward general activity (UDA)	0
Purpose of contract	Orthodontic	18/19 Contracted orthodontic activity (UOA)	1,636
Contract start date	01/04/2011	Carry forward orthodontic activity (UOA)	0
Contract end date	31/03/2019	Baseline contract value	£103,151.49

ACCESS	Contract	England and Wales
24 month ratio of assessments to patient IDs	1.00	1.09

ACTIVITY	Contract
Contract assess and fit appliances (case starts) as a percentage of Area Team case starts	0.7 %

Cumulative percentage of contracted UOA delivered 2018 & 2019



Month	Adjusted Scheduled Activity (UOA)		
	2017	2018	2019
April	-41	-4	11
May	22	-4	37
June	190	38	104
July	253	122	
August	253	269	
September	400	500	
October	547	752	
November	631	840	
December	1,035	924	
January	1,082	966	
February	1,166	1,096	
March	1,565	1,632	
April	1,632	1,638	
May	1,632	1,638	
June	1,632	1,638	

#### QUANTITY METRICS (rolling 12 month period)

	Contract Quantity	Contract Base Number	Contract *	Area Team	Region	England
% of all assessments that were assess and fit appliances (case starts)	82	115	71.3%	75.3%	62.0%	60.4%
% of all assessments that were assess and refuse	13	115	11.3%	5.7%	10.5%	11.4%
% of all assessments that were assess and review	20	115	17.4%	19.0%	27.5%	28.3%
% of case starts with a reported IOTN of 3 and Aesthetic Component of 5 or below	0	82	<i>N/A</i>	0.0%	0.2%	0.1%
% of case starts with a reported IOTN of 3 and Aesthetic Component of 6 or above	0	82	<i>N/A</i>	2.4%	3.4%	4.0%
% of case starts with a reported IOTN of 4	65	82	79.3%	78.9%	77.8%	77.8%
% of case starts with a reported IOTN of 5	17	82	20.7%	17.8%	17.2%	16.7 %
% of concluded courses in receipt of dual-arch fixed appliances	0	25	<i>N/A</i>	71.8%	73.7%	74.3%
% of concluded courses where treatment was abandoned or discontinued	2	25	8.0%	4.8%	5.5%	6.9%
% of patients satisfied with the treatment they have received	4	4	100.0%	96.7%	96.1%	95.7%

\* Figures in italics indicate that the base number is less than 100.



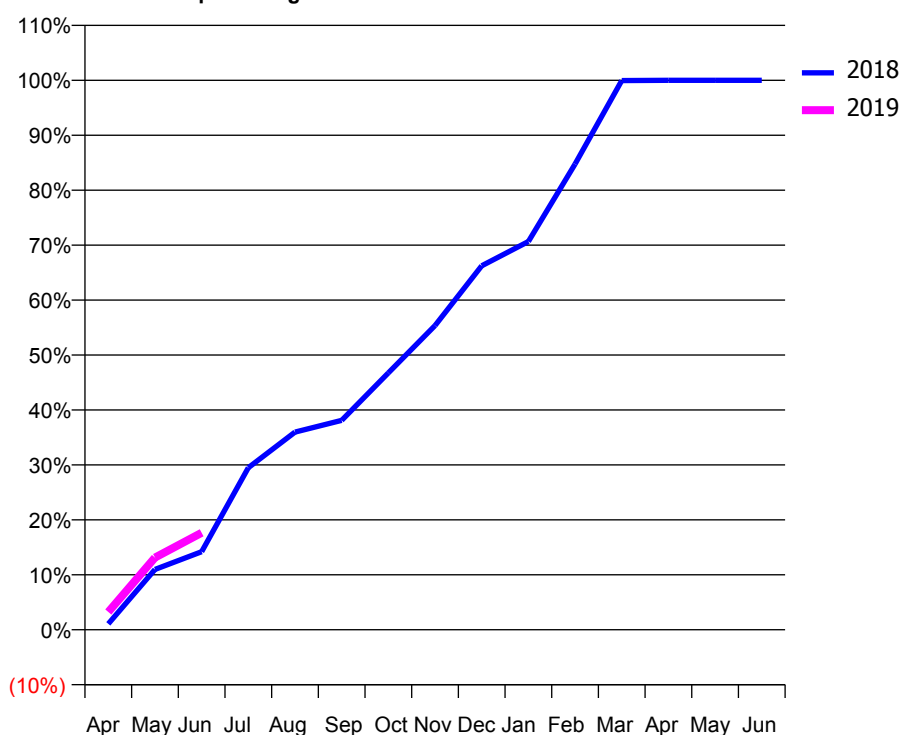
### Q68 - Vital Signs Orthodontic At a Glance Contract Report for 742856/0001 - June 2018

Name or company name	MRS MA YATES	18/19 Contracted general activity (UDA)	0
Contract type name	PDS Contract	Carry forward general activity (UDA)	0
Purpose of contract	Orthodontic	18/19 Contracted orthodontic activity (UOA)	1,949
Contract start date	01/04/2006	Carry forward orthodontic activity (UOA)	0
Contract end date	31/03/2019	Baseline contract value	£130,760.32

ACCESS	Contract	England and Wales
24 month ratio of assessments to patient IDs	1.00	1.09

ACTIVITY	Contract
Contract assess and fit appliances (case starts) as a percentage of Area Team case starts	0.9 %

Cumulative percentage of contracted UOA delivered 2018 & 2019



Month	Adjusted Scheduled Activity (UOA)		
	2017	2018	2019
April	28	21	63
May	161	214	256
June	294	277	344
July	569	575	
August	758	701	
September	779	743	
October	947	911	
November	1,039	1,079	
December	1,333	1,291	
January	1,564	1,377	
February	1,732	1,652	
March	1,862	1,948	
April	1,970	1,949	
May	1,970	1,949	
June	1,970	1,949	

#### QUANTITY METRICS (rolling 12 month period)

	Contract Quantity	Contract Base Number	Contract *	Area Team	Region	England
% of all assessments that were assess and fit appliances (case starts)	98	107	91.6%	75.3%	62.0%	60.4%
% of all assessments that were assess and refuse	6	107	5.6%	5.7%	10.5%	11.4%
% of all assessments that were assess and review	3	107	2.8%	19.0%	27.5%	28.3%
% of case starts with a reported IOTN of 3 and Aesthetic Component of 5 or below	0	98	<i>N/A</i>	0.0%	0.2%	0.1%
% of case starts with a reported IOTN of 3 and Aesthetic Component of 6 or above	0	98	<i>N/A</i>	2.4%	3.4%	4.0%
% of case starts with a reported IOTN of 4	74	98	75.5%	78.9%	77.8%	77.8%
% of case starts with a reported IOTN of 5	22	98	22.4%	17.8%	17.2%	16.7 %
% of concluded courses in receipt of dual-arch fixed appliances	75	87	86.2%	71.8%	73.7%	74.3%
% of concluded courses where treatment was abandoned or discontinued	2	87	2.3%	4.8%	5.5%	6.9%
% of patients satisfied with the treatment they have received	5	5	100.0%	96.7%	96.1%	95.7%

\* Figures in italics indicate that the base number is less than 100.

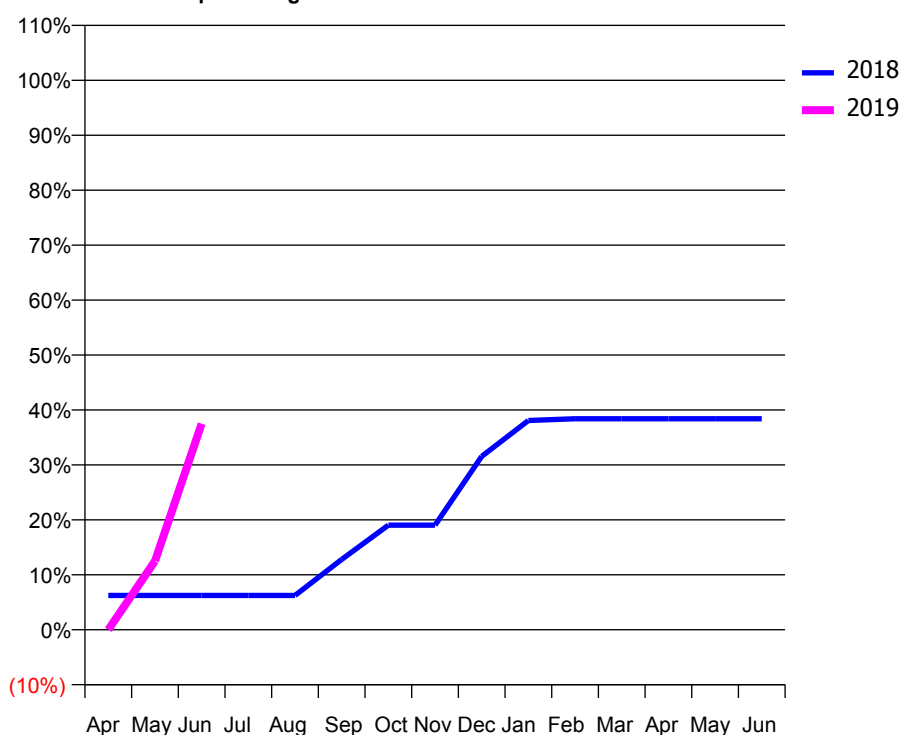
### Q68 - Vital Signs Orthodontic At a Glance Contract Report for 748943/0001 - June 2018

Name or company name	MR JD BRODERICK	18/19 Contracted general activity (UDA)	9,070
Contract type name	GDS Contract	Carry forward general activity (UDA)	0
Purpose of contract	General and Orthodontic	18/19 Contracted orthodontic activity (UOA)	336
Contract start date	01/04/2006	Carry forward orthodontic activity (UOA)	0
Contract end date		Baseline contract value	£232,495.12

ACCESS	Contract	England and Wales
24 month ratio of assessments to patient IDs	1.03	1.09

ACTIVITY	Contract
Contract assess and fit appliances (case starts) as a percentage of Area Team case starts	0.1 %

Cumulative percentage of contracted UOA delivered 2018 & 2019



Month	Adjusted Scheduled Activity (UOA)		
	2017	2018	2019
April	21	21	0
May	21	21	42
June	21	21	126
July	22	21	
August	22	21	
September	44	43	
October	44	64	
November	128	64	
December	130	106	
January	131	128	
February	152	129	
March	258	129	
April	258	129	
May	258	129	
June	258	129	

#### QUANTITY METRICS (rolling 12 month period)

	Contract Quantity	Contract Base Number	Contract *	Area Team	Region	England
% of all assessments that were assess and fit appliances (case starts)	11	14	78.6%	75.3%	62.0%	60.4%
% of all assessments that were assess and refuse	0	14	0.0%	5.7%	10.5%	11.4%
% of all assessments that were assess and review	3	14	21.4%	19.0%	27.5%	28.3%
% of case starts with a reported IOTN of 3 and Aesthetic Component of 5 or below	0	11	N/A	0.0%	0.2%	0.1%
% of case starts with a reported IOTN of 3 and Aesthetic Component of 6 or above	1	11	9.1%	2.4%	3.4%	4.0%
% of case starts with a reported IOTN of 4	9	11	81.8%	78.9%	77.8%	77.8%
% of case starts with a reported IOTN of 5	1	11	9.1%	17.8%	17.2%	16.7%
% of concluded courses in receipt of dual-arch fixed appliances	4	7	57.1%	71.8%	73.7%	74.3%
% of concluded courses where treatment was abandoned or discontinued	2	7	28.6%	4.8%	5.5%	6.9%
% of patients satisfied with the treatment they have received	3	3	100.0%	96.7%	96.1%	95.7%

\* Figures in italics indicate that the base number is less than 100.

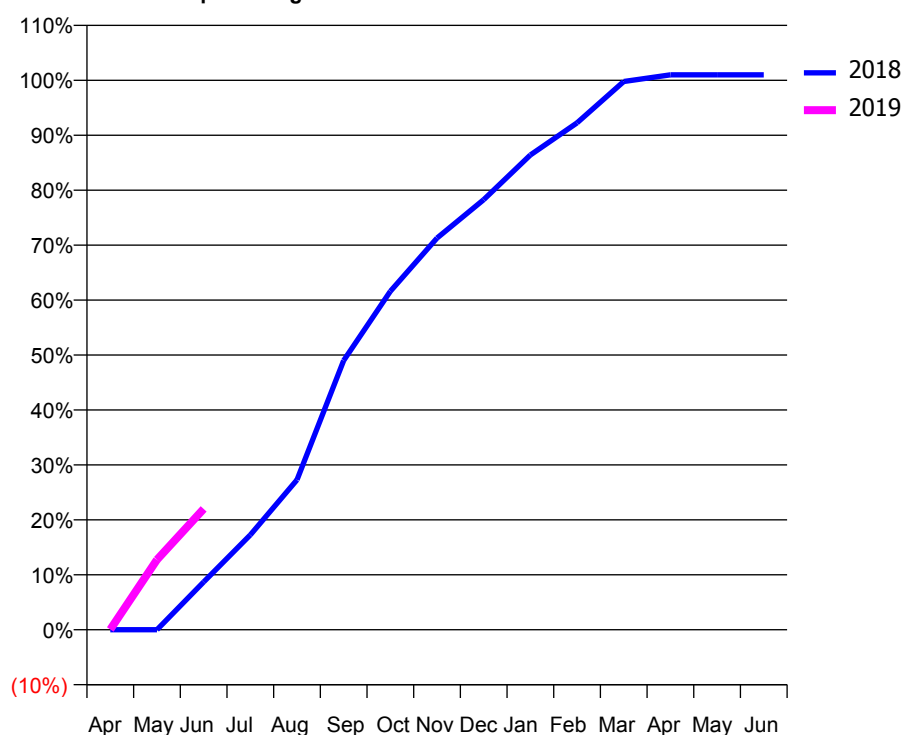
### Q68 - Vital Signs Orthodontic At a Glance Contract Report for 753653/0001 - June 2018

Name or company name	MISS R GUPTA	18/19 Contracted general activity (UDA)	0
Contract type name	PDS Contract	Carry forward general activity (UDA)	0
Purpose of contract	Orthodontic	18/19 Contracted orthodontic activity (UOA)	1,818
Contract start date	01/04/2006	Carry forward orthodontic activity (UOA)	0
Contract end date	31/03/2019	Baseline contract value	£119,240.51

ACCESS	Contract	England and Wales
24 month ratio of assessments to patient IDs	1.03	1.09

ACTIVITY	Contract
Contract assess and fit appliances (case starts) as a percentage of Area Team case starts	0.8 %

Cumulative percentage of contracted UOA delivered 2018 & 2019



Month	Adjusted Scheduled Activity (UOA)		
	2017	2018	2019
April	0	0	1
May	98	0	232
June	324	158	400
July	545	314	
August	554	496	
September	554	891	
October	894	1,120	
November	1,081	1,296	
December	1,338	1,423	
January	1,424	1,571	
February	1,570	1,677	
March	1,747	1,814	
April	1,872	1,836	
May	1,872	1,836	
June	1,872	1,836	

#### QUANTITY METRICS (rolling 12 month period)

	Contract Quantity	Contract Base Number	Contract *	Area Team	Region	England
% of all assessments that were assess and fit appliances (case starts)	93	240	38.8%	75.3%	62.0%	60.4%
% of all assessments that were assess and refuse	46	240	19.2%	5.7%	10.5%	11.4%
% of all assessments that were assess and review	101	240	42.1%	19.0%	27.5%	28.3%
% of case starts with a reported IOTN of 3 and Aesthetic Component of 5 or below	0	93	<i>N/A</i>	0.0%	0.2%	0.1%
% of case starts with a reported IOTN of 3 and Aesthetic Component of 6 or above	0	93	<i>N/A</i>	2.4%	3.4%	4.0%
% of case starts with a reported IOTN of 4	78	93	83.9%	78.9%	77.8%	77.8%
% of case starts with a reported IOTN of 5	15	93	16.1%	17.8%	17.2%	16.7%
% of concluded courses in receipt of dual-arch fixed appliances	59	68	86.8%	71.8%	73.7%	74.3%
% of concluded courses where treatment was abandoned or discontinued	5	68	7.4%	4.8%	5.5%	6.9%
% of patients satisfied with the treatment they have received	7	8	87.5%	96.7%	96.1%	95.7%

\* Figures in italics indicate that the base number is less than 100.

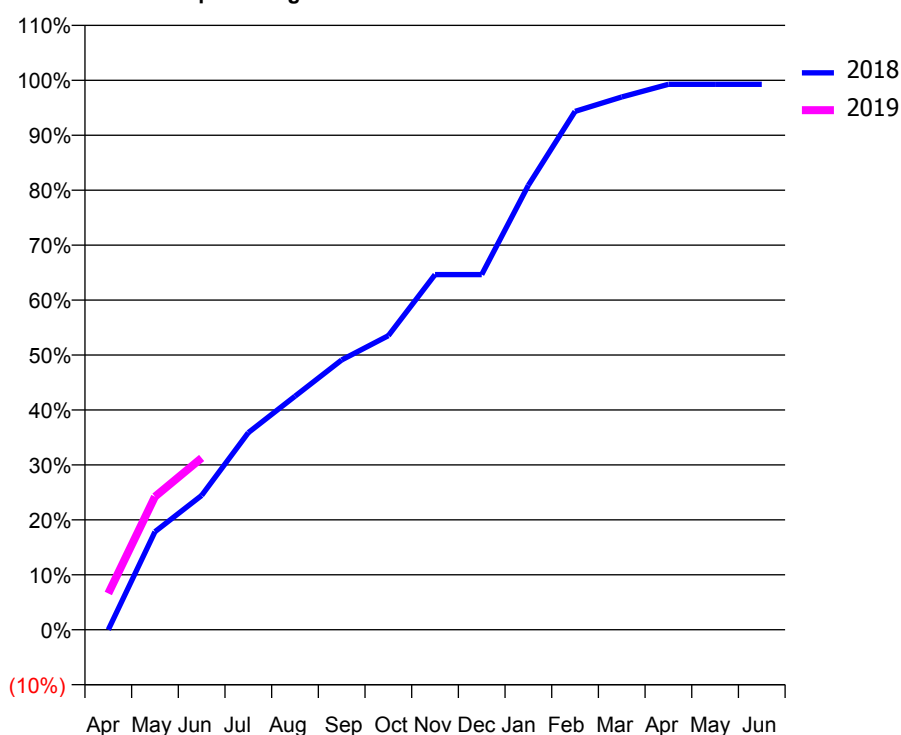
### Q68 - Vital Signs Orthodontic At a Glance Contract Report for 812765/0002 - June 2018

Name or company name	MISS CP MCGOVERN	18/19 Contracted general activity (UDA)	0
Contract type name	PDS Contract	Carry forward general activity (UDA)	0
Purpose of contract	Orthodontic	18/19 Contracted orthodontic activity (UOA)	953
Contract start date	01/04/2011	Carry forward orthodontic activity (UOA)	0
Contract end date	31/03/2019	Baseline contract value	£62,495.74

ACCESS	Contract	England and Wales
24 month ratio of assessments to patient IDs	1.01	1.09

ACTIVITY	Contract
Contract assess and fit appliances (case starts) as a percentage of Area Team case starts	0.5 %

Cumulative percentage of contracted UOA delivered 2018 & 2019



Month	Adjusted Scheduled Activity (UOA)		
	2017	2018	2019
April	0	0	63
May	63	170	231
June	147	233	298
July	147	342	
August	147	405	
September	294	468	
October	401	510	
November	512	616	
December	575	616	
January	731	771	
February	731	899	
March	930	924	
April	951	946	
May	953	946	
June	953	946	

#### QUANTITY METRICS (rolling 12 month period)

	Contract Quantity	Contract Base Number	Contract *	Area Team	Region	England
% of all assessments that were assess and fit appliances (case starts)	53	57	93.0%	75.3%	62.0%	60.4%
% of all assessments that were assess and refuse	2	57	3.5%	5.7%	10.5%	11.4%
% of all assessments that were assess and review	2	57	3.5%	19.0%	27.5%	28.3%
% of case starts with a reported IOTN of 3 and Aesthetic Component of 5 or below	0	53	<i>N/A</i>	0.0%	0.2%	0.1%
% of case starts with a reported IOTN of 3 and Aesthetic Component of 6 or above	2	53	3.8%	2.4%	3.4%	4.0%
% of case starts with a reported IOTN of 4	43	53	81.1%	78.9%	77.8%	77.8%
% of case starts with a reported IOTN of 5	8	53	15.1%	17.8%	17.2%	16.7%
% of concluded courses in receipt of dual-arch fixed appliances	40	48	83.3%	71.8%	73.7%	74.3%
% of concluded courses where treatment was abandoned or discontinued	4	48	8.3%	4.8%	5.5%	6.9%
% of patients satisfied with the treatment they have received	9	10	90.0%	96.7%	96.1%	95.7%

\* Figures in italics indicate that the base number is less than 100.

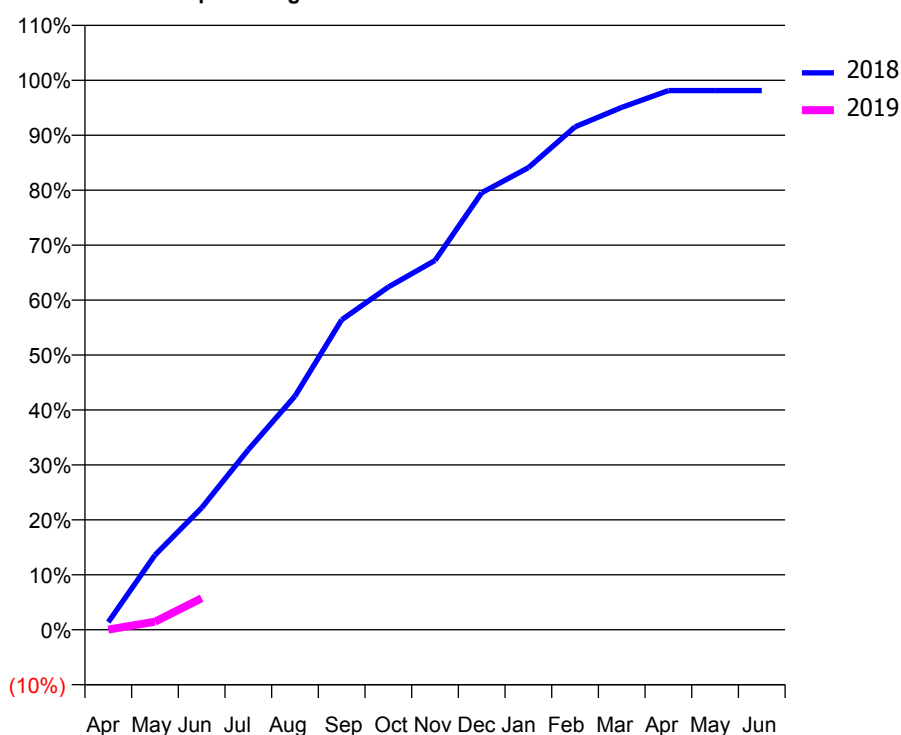
### Q68 - Vital Signs Orthodontic At a Glance Contract Report for 835021/0002 - June 2018

Name or company name	MR TP MCDONOGH	18/19 Contracted general activity (UDA)	0
Contract type name	PDS Contract	Carry forward general activity (UDA)	0
Purpose of contract	Orthodontic	18/19 Contracted orthodontic activity (UOA)	7,589
Contract start date	01/04/2011	Carry forward orthodontic activity (UOA)	0
Contract end date	31/03/2019	Baseline contract value	£497,667.86

ACCESS	Contract	England and Wales
24 month ratio of assessments to patient IDs	1.01	1.09

ACTIVITY	Contract
Contract assess and fit appliances (case starts) as a percentage of Area Team case starts	2.7 %

Cumulative percentage of contracted UOA delivered 2018 & 2019



Month	Adjusted Scheduled Activity (UOA)		
	2017	2018	2019
April	151	105	2
May	466	1,033	112
June	907	1,684	435
July	1,248	2,488	
August	2,134	3,228	
September	3,277	4,281	
October	4,104	4,733	
November	4,700	5,101	
December	5,863	6,036	
January	6,262	6,382	
February	6,934	6,946	
March	7,253	7,215	
April	7,635	7,447	
May	7,589	7,447	
June	7,589	7,447	

#### QUANTITY METRICS (rolling 12 month period)

	Contract Quantity	Contract Base Number	Contract *	Area Team	Region	England
% of all assessments that were assess and fit appliances (case starts)	294	439	67.0%	75.3%	62.0%	60.4%
% of all assessments that were assess and refuse	9	439	2.1%	5.7%	10.5%	11.4%
% of all assessments that were assess and review	136	439	31.0%	19.0%	27.5%	28.3%
% of case starts with a reported IOTN of 3 and Aesthetic Component of 5 or below	1	294	0.3%	0.0%	0.2%	0.1%
% of case starts with a reported IOTN of 3 and Aesthetic Component of 6 or above	11	294	3.7%	2.4%	3.4%	4.0%
% of case starts with a reported IOTN of 4	177	294	60.2%	78.9%	77.8%	77.8%
% of case starts with a reported IOTN of 5	58	294	19.7%	17.8%	17.2%	16.7 %
% of concluded courses in receipt of dual-arch fixed appliances	265	338	78.4%	71.8%	73.7%	74.3%
% of concluded courses where treatment was abandoned or discontinued	2	338	0.6%	4.8%	5.5%	6.9%
% of patients satisfied with the treatment they have received	14	14	100.0%	96.7%	96.1%	95.7%

\* Figures in italics indicate that the base number is less than 100.

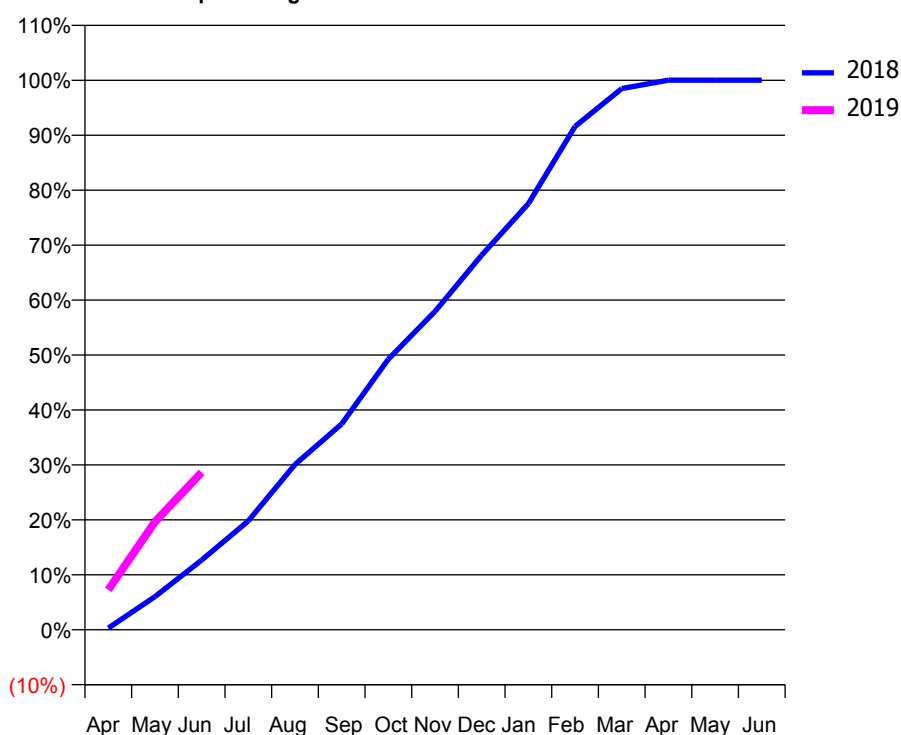
### Q68 - Vital Signs Orthodontic At a Glance Contract Report for 840165/0001 - June 2018

Name or company name	MR DC BRYAN	18/19 Contracted general activity (UDA)	0
Contract type name	PDS Contract	Carry forward general activity (UDA)	0
Purpose of contract	Orthodontic	18/19 Contracted orthodontic activity (UOA)	7,370
Contract start date	01/04/2006	Carry forward orthodontic activity (UOA)	0
Contract end date	31/03/2019	Baseline contract value	£490,077.31

ACCESS	Contract	England and Wales
24 month ratio of assessments to patient IDs	1.02	1.09

ACTIVITY	Contract
Contract assess and fit appliances (case starts) as a percentage of Area Team case starts	3.7 %

Cumulative percentage of contracted UOA delivered 2018 & 2019



Month	Adjusted Scheduled Activity (UOA)		
	2017	2018	2019
April	480	22	536
May	1,101	444	1,448
June	1,781	935	2,112
July	2,444	1,460	
August	2,773	2,216	
September	3,700	2,761	
October	4,350	3,630	
November	4,903	4,270	
December	5,329	5,025	
January	5,713	5,715	
February	6,182	6,750	
March	6,993	7,259	
April	7,355	7,370	
May	7,565	7,370	
June	7,565	7,370	

#### QUANTITY METRICS (rolling 12 month period)

	Contract Quantity	Contract Base Number	Contract *	Area Team	Region	England
% of all assessments that were assess and fit appliances (case starts)	411	520	79.0%	75.3%	62.0%	60.4%
% of all assessments that were assess and refuse	46	520	8.8%	5.7%	10.5%	11.4%
% of all assessments that were assess and review	63	520	12.1%	19.0%	27.5%	28.3%
% of case starts with a reported IOTN of 3 and Aesthetic Component of 5 or below	0	411	N/A	0.0%	0.2%	0.1%
% of case starts with a reported IOTN of 3 and Aesthetic Component of 6 or above	31	411	7.5%	2.4%	3.4%	4.0%
% of case starts with a reported IOTN of 4	318	411	77.4%	78.9%	77.8%	77.8%
% of case starts with a reported IOTN of 5	57	411	13.9%	17.8%	17.2%	16.7 %
% of concluded courses in receipt of dual-arch fixed appliances	214	267	80.1%	71.8%	73.7%	74.3%
% of concluded courses where treatment was abandoned or discontinued	21	267	7.9%	4.8%	5.5%	6.9%
% of patients satisfied with the treatment they have received	13	13	100.0%	96.7%	96.1%	95.7%

\* Figures in italics indicate that the base number is less than 100.

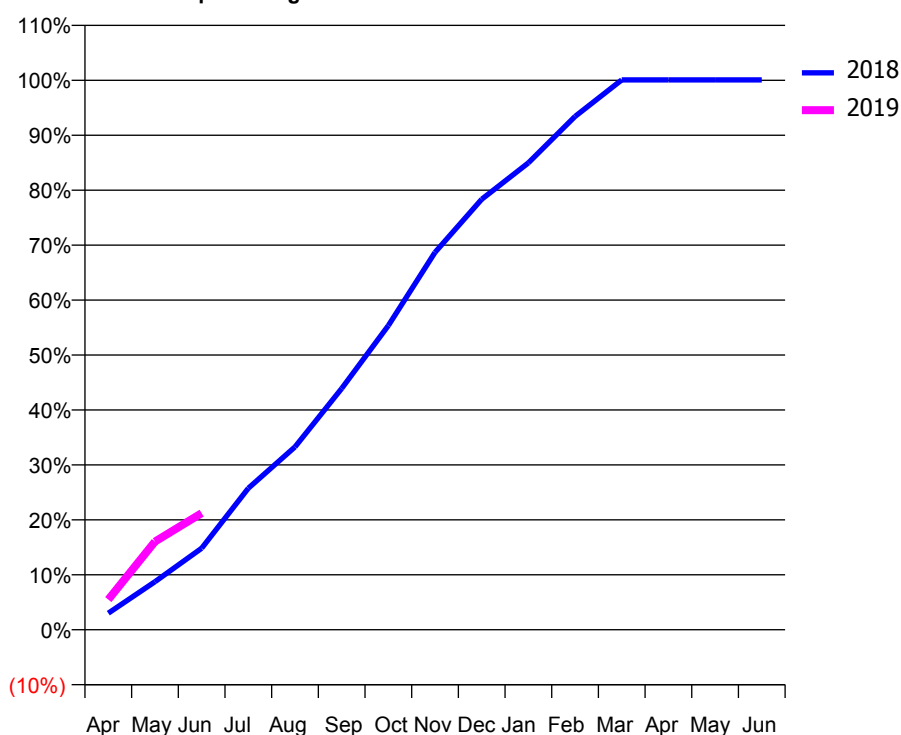
### Q68 - Vital Signs Orthodontic At a Glance Contract Report for 923044/0001 - June 2018

Name or company name	MR RM JONES	18/19 Contracted general activity (UDA)	0
Contract type name	PDS Contract	Carry forward general activity (UDA)	0
Purpose of contract	Orthodontic	18/19 Contracted orthodontic activity (UOA)	6,963
Contract start date	01/04/2006	Carry forward orthodontic activity (UOA)	0
Contract end date	31/03/2019	Baseline contract value	£463,353.38

ACCESS	Contract	England and Wales
24 month ratio of assessments to patient IDs	1.00	1.09

ACTIVITY	Contract
Contract assess and fit appliances (case starts) as a percentage of Area Team case starts	3.3 %

Cumulative percentage of contracted UOA delivered 2018 & 2019



Month	Adjusted Scheduled Activity (UOA)		
	2017	2018	2019
April	443	210	382
May	900	609	1,117
June	1,282	1,033	1,478
July	2,185	1,793	
August	2,546	2,318	
September	3,071	3,057	
October	3,344	3,855	
November	4,192	4,783	
December	4,591	5,455	
January	5,137	5,917	
February	6,044	6,505	
March	6,863	6,967	
April	7,010	6,967	
May	7,010	6,967	
June	7,010	6,967	

#### QUANTITY METRICS (rolling 12 month period)

	Contract Quantity	Contract Base Number	Contract *	Area Team	Region	England
% of all assessments that were assess and fit appliances (case starts)	357	357	100.0%	75.3%	62.0%	60.4%
% of all assessments that were assess and refuse	0	357	0.0%	5.7%	10.5%	11.4%
% of all assessments that were assess and review	0	357	0.0%	19.0%	27.5%	28.3%
% of case starts with a reported IOTN of 3 and Aesthetic Component of 5 or below	0	357	N/A	0.0%	0.2%	0.1%
% of case starts with a reported IOTN of 3 and Aesthetic Component of 6 or above	2	357	0.6%	2.4%	3.4%	4.0%
% of case starts with a reported IOTN of 4	308	357	86.3%	78.9%	77.8%	77.8%
% of case starts with a reported IOTN of 5	41	357	11.5%	17.8%	17.2%	16.7 %
% of concluded courses in receipt of dual-arch fixed appliances	332	418	79.4%	71.8%	73.7%	74.3%
% of concluded courses where treatment was abandoned or discontinued	11	418	2.6%	4.8%	5.5%	6.9%
% of patients satisfied with the treatment they have received	14	14	100.0%	96.7%	96.1%	95.7%

\* Figures in italics indicate that the base number is less than 100.

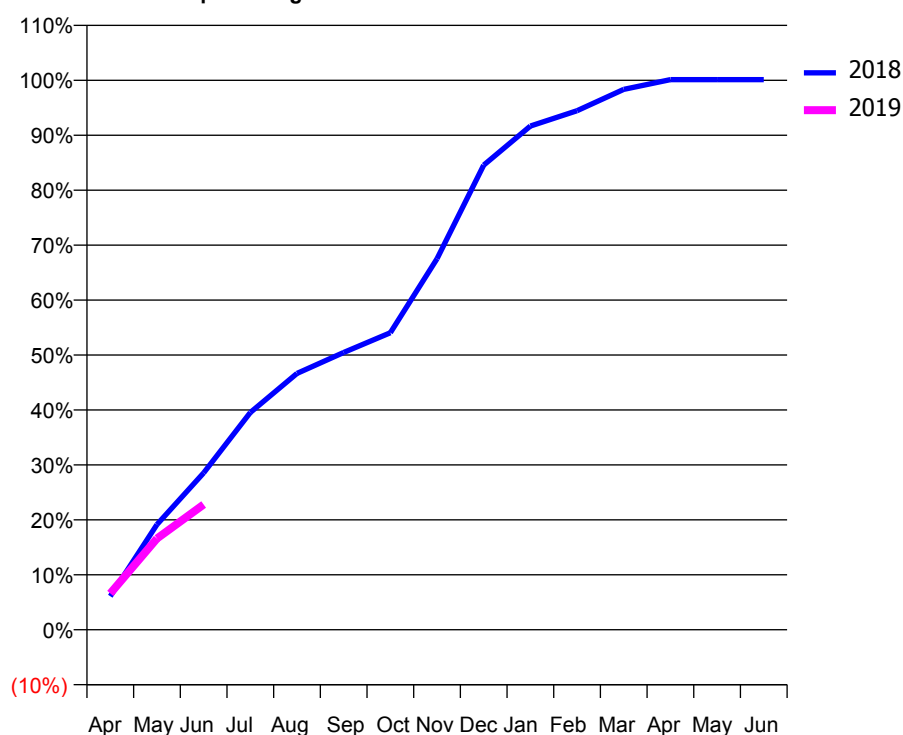
### Q68 - Vital Signs Orthodontic At a Glance Contract Report for 923044/0003 - June 2018

Name or company name	MR RM JONES	18/19 Contracted general activity (UDA)	0
Contract type name	PDS Contract	Carry forward general activity (UDA)	0
Purpose of contract	Orthodontic	18/19 Contracted orthodontic activity (UOA)	8,264
Contract start date	01/04/2006	Carry forward orthodontic activity (UOA)	0
Contract end date	31/03/2019	Baseline contract value	£549,928.55

ACCESS	Contract	England and Wales
24 month ratio of assessments to patient IDs	1.00	1.09

ACTIVITY	Contract
Contract assess and fit appliances (case starts) as a percentage of Area Team case starts	3.4 %

Cumulative percentage of contracted UOA delivered 2018 & 2019



Month	Adjusted Scheduled Activity (UOA)		
	2017	2018	2019
April	294	504	546
May	2,167	1,583	1,373
June	2,738	2,360	1,885
July	3,410	3,267	
August	4,279	3,855	
September	5,560	4,170	
October	6,152	4,468	
November	6,576	5,581	
December	6,832	6,988	
January	7,592	7,576	
February	8,318	7,807	
March	8,402	8,126	
April	8,427	8,273	
May	8,427	8,273	
June	8,427	8,273	

#### QUANTITY METRICS (rolling 12 month period)

	Contract Quantity	Contract Base Number	Contract *	Area Team	Region	England
% of all assessments that were assess and fit appliances (case starts)	377	377	100.0%	75.3%	62.0%	60.4%
% of all assessments that were assess and refuse	0	377	0.0%	5.7%	10.5%	11.4%
% of all assessments that were assess and review	0	377	0.0%	19.0%	27.5%	28.3%
% of case starts with a reported IOTN of 3 and Aesthetic Component of 5 or below	0	377	N/A	0.0%	0.2%	0.1%
% of case starts with a reported IOTN of 3 and Aesthetic Component of 6 or above	9	377	2.4%	2.4%	3.4%	4.0%
% of case starts with a reported IOTN of 4	293	377	77.7%	78.9%	77.8%	77.8%
% of case starts with a reported IOTN of 5	74	377	19.6%	17.8%	17.2%	16.7 %
% of concluded courses in receipt of dual-arch fixed appliances	326	363	89.8%	71.8%	73.7%	74.3%
% of concluded courses where treatment was abandoned or discontinued	16	363	4.4%	4.8%	5.5%	6.9%
% of patients satisfied with the treatment they have received	12	12	100.0%	96.7%	96.1%	95.7%

\* Figures in italics indicate that the base number is less than 100.



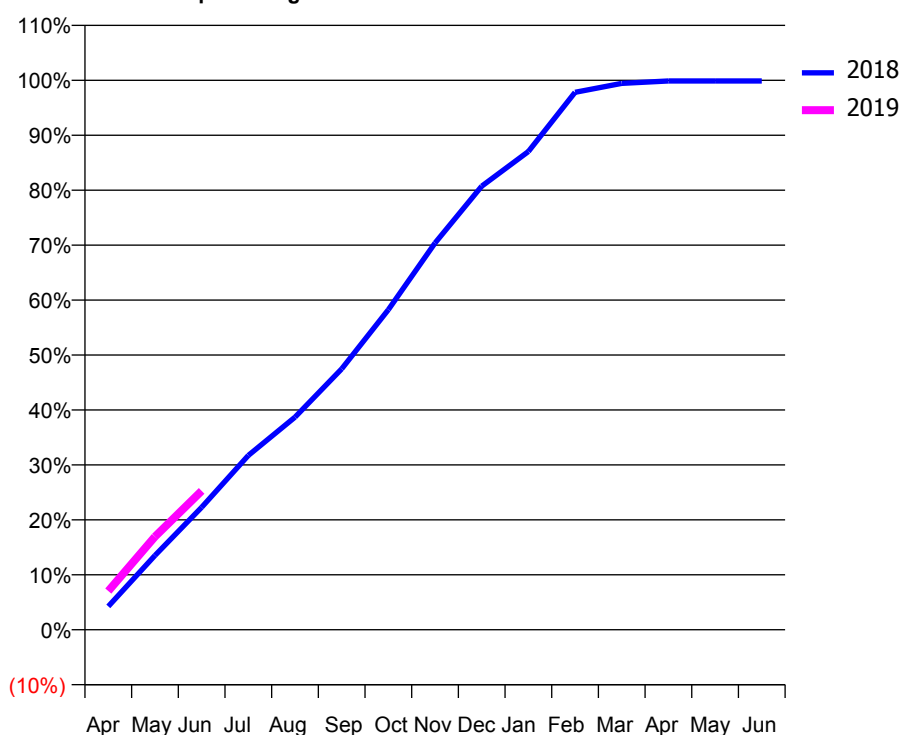
### Q68 - Vital Signs Orthodontic At a Glance Contract Report for 923044/0004 - June 2018

Name or company name	MR RM JONES	18/19 Contracted general activity (UDA)	0
Contract type name	PDS Contract	Carry forward general activity (UDA)	0
Purpose of contract	Orthodontic	18/19 Contracted orthodontic activity (UOA)	9,343
Contract start date	01/04/2006	Carry forward orthodontic activity (UOA)	0
Contract end date	31/03/2019	Baseline contract value	£629,140.53

ACCESS	Contract	England and Wales
24 month ratio of assessments to patient IDs	1.00	1.09

ACTIVITY	Contract
Contract assess and fit appliances (case starts) as a percentage of Area Team case starts	4.3 %

Cumulative percentage of contracted UOA delivered 2018 & 2019



Month	Adjusted Scheduled Activity (UOA)		
	2017	2018	2019
April	138	399	659
May	899	1,264	1,584
June	1,424	2,083	2,361
July	2,285	2,965	
August	2,852	3,616	
September	3,700	4,435	
October	4,414	5,443	
November	5,300	6,577	
December	6,270	7,543	
January	6,753	8,131	
February	7,404	9,139	
March	8,181	9,290	
April	8,686	9,332	
May	8,686	9,332	
June	8,686	9,332	

#### QUANTITY METRICS (rolling 12 month period)

	Contract Quantity	Contract Base Number	Contract *	Area Team	Region	England
% of all assessments that were assess and fit appliances (case starts)	472	473	99.8%	75.3%	62.0%	60.4%
% of all assessments that were assess and refuse	0	473	0.0%	5.7%	10.5%	11.4%
% of all assessments that were assess and review	1	473	0.2%	19.0%	27.5%	28.3%
% of case starts with a reported IOTN of 3 and Aesthetic Component of 5 or below	0	472	N/A	0.0%	0.2%	0.1%
% of case starts with a reported IOTN of 3 and Aesthetic Component of 6 or above	0	472	N/A	2.4%	3.4%	4.0%
% of case starts with a reported IOTN of 4	359	472	76.1%	78.9%	77.8%	77.8%
% of case starts with a reported IOTN of 5	112	472	23.7%	17.8%	17.2%	16.7 %
% of concluded courses in receipt of dual-arch fixed appliances	307	353	87.0%	71.8%	73.7%	74.3%
% of concluded courses where treatment was abandoned or discontinued	33	353	9.3%	4.8%	5.5%	6.9%
% of patients satisfied with the treatment they have received	16	16	100.0%	96.7%	96.1%	95.7%

\* Figures in italics indicate that the base number is less than 100.

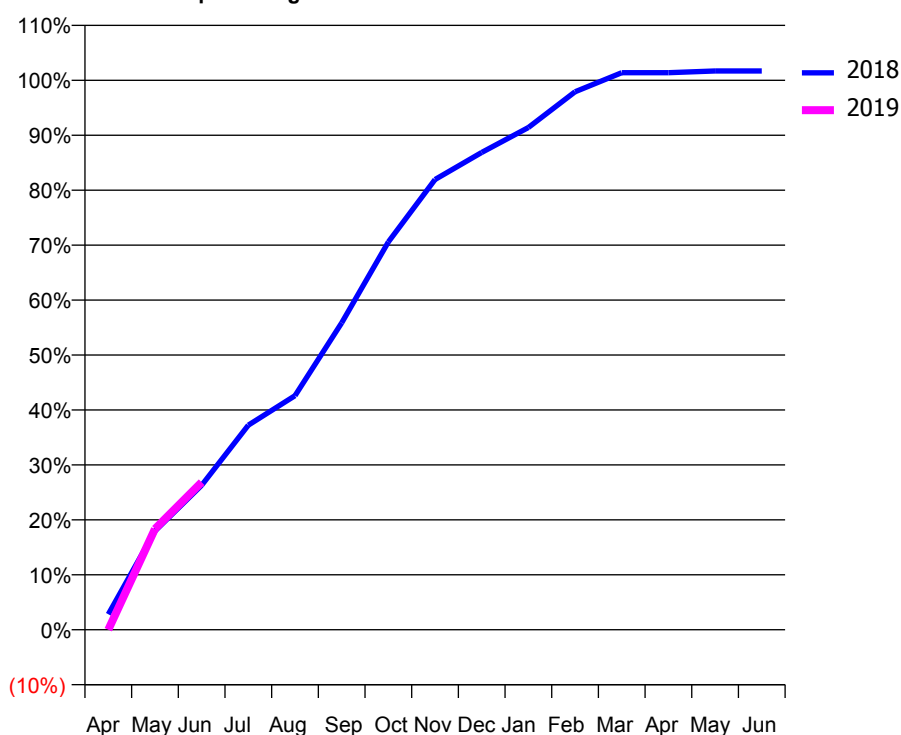
### Q69 - Vital Signs Orthodontic At a Glance Contract Report for 105279/0001 - June 2018

Name or company name	PCORTHO Ltd	18/19 Contracted general activity (UDA)	0
Contract type name	PDS Contract	Carry forward general activity (UDA)	0
Purpose of contract	Orthodontic	18/19 Contracted orthodontic activity (UOA)	6,803
Contract start date	01/01/2010	Carry forward orthodontic activity (UOA)	0
Contract end date	31/03/2019	Baseline contract value	£436,666.50

ACCESS	Contract	England and Wales
24 month ratio of assessments to patient IDs	1.09	1.09

ACTIVITY	Contract
Contract assess and fit appliances (case starts) as a percentage of Area Team case starts	3.6 %

Cumulative percentage of contracted UOA delivered 2018 & 2019



Month	Adjusted Scheduled Activity (UOA)		
	2017	2018	2019
April	0	193	0
May	1,165	1,223	1,249
June	2,074	1,789	1,826
July	2,646	2,533	
August	2,992	2,898	
September	3,693	3,799	
October	4,086	4,802	
November	4,690	5,574	
December	5,243	5,910	
January	5,592	6,218	
February	6,006	6,660	
March	6,665	6,897	
April	6,815	6,897	
May	6,836	6,918	
June	6,836	6,918	

#### QUANTITY METRICS (rolling 12 month period)

	Contract Quantity	Contract Base Number	Contract *	Area Team	Region	England
% of all assessments that were assess and fit appliances (case starts)	303	983	30.8%	49.7%	62.0%	60.4%
% of all assessments that were assess and refuse	107	983	10.9%	12.4%	10.5%	11.4%
% of all assessments that were assess and review	573	983	58.3%	37.9%	27.5%	28.3%
% of case starts with a reported IOTN of 3 and Aesthetic Component of 5 or below	0	303	N/A	0.1%	0.2%	0.1%
% of case starts with a reported IOTN of 3 and Aesthetic Component of 6 or above	0	303	N/A	2.6%	3.4%	4.0%
% of case starts with a reported IOTN of 4	279	303	92.1%	80.1%	77.8%	77.8%
% of case starts with a reported IOTN of 5	24	303	7.9%	16.0%	17.2%	16.7%
% of concluded courses in receipt of dual-arch fixed appliances	228	246	92.7%	75.0%	73.7%	74.3%
% of concluded courses where treatment was abandoned or discontinued	11	246	4.5%	4.5%	5.5%	6.9%
% of patients satisfied with the treatment they have received	10	10	100.0%	97.3%	96.1%	95.7%

\* Figures in italics indicate that the base number is less than 100.

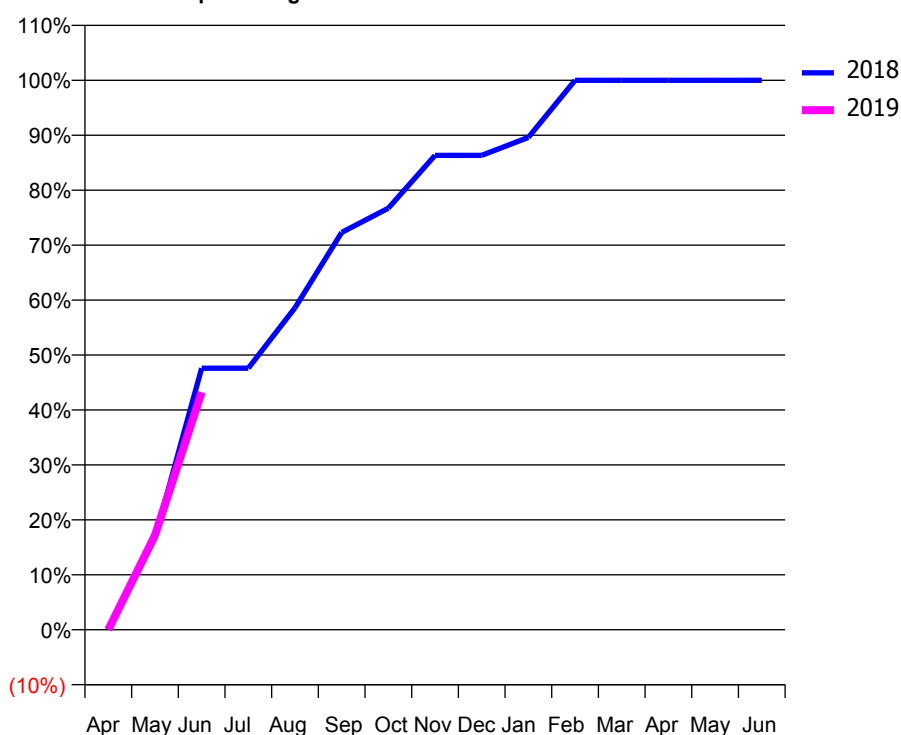
### Q69 - Vital Signs Orthodontic At a Glance Contract Report for 109576/0001 - June 2018

Name or company name	Impressions Orthodontics Ltd	18/19 Contracted general activity (UDA)	0
Contract type name	PDS Contract	Carry forward general activity (UDA)	0
Purpose of contract	Orthodontic	18/19 Contracted orthodontic activity (UOA)	3,579
Contract start date	10/12/2015	Carry forward orthodontic activity (UOA)	0
Contract end date	31/03/2019	Baseline contract value	£229,726.50

ACCESS	Contract	England and Wales
24 month ratio of assessments to patient IDs	1.05	1.09

ACTIVITY	Contract
Contract assess and fit appliances (case starts) as a percentage of Area Team case starts	1.8 %

Cumulative percentage of contracted UOA delivered 2018 & 2019



Month	Adjusted Scheduled Activity (UOA)		
	2017	2018	2019
April	0	0	0
May	448	600	615
June	1,447	1,704	1,547
July	1,652	1,704	
August	2,326	2,097	
September	3,010	2,588	
October	3,542	2,746	
November	3,542	3,090	
December	3,542	3,090	
January	3,566	3,207	
February	3,566	3,579	
March	3,566	3,579	
April	3,579	3,579	
May	3,579	3,579	
June	3,579	3,579	

#### QUANTITY METRICS (rolling 12 month period)

	Contract Quantity	Contract Base Number	Contract *	Area Team	Region	England
% of all assessments that were assess and fit appliances (case starts)	152	382	39.8%	49.7%	62.0%	60.4%
% of all assessments that were assess and refuse	96	382	25.1%	12.4%	10.5%	11.4%
% of all assessments that were assess and review	134	382	35.1%	37.9%	27.5%	28.3%
% of case starts with a reported IOTN of 3 and Aesthetic Component of 5 or below	0	152	N/A	0.1%	0.2%	0.1%
% of case starts with a reported IOTN of 3 and Aesthetic Component of 6 or above	2	152	1.3%	2.6%	3.4%	4.0%
% of case starts with a reported IOTN of 4	127	152	83.6%	80.1%	77.8%	77.8%
% of case starts with a reported IOTN of 5	23	152	15.1%	16.0%	17.2%	16.7 %
% of concluded courses in receipt of dual-arch fixed appliances	157	173	90.8%	75.0%	73.7%	74.3%
% of concluded courses where treatment was abandoned or discontinued	11	173	6.4%	4.5%	5.5%	6.9%
% of patients satisfied with the treatment they have received	4	4	100.0%	97.3%	96.1%	95.7%

\* Figures in italics indicate that the base number is less than 100.

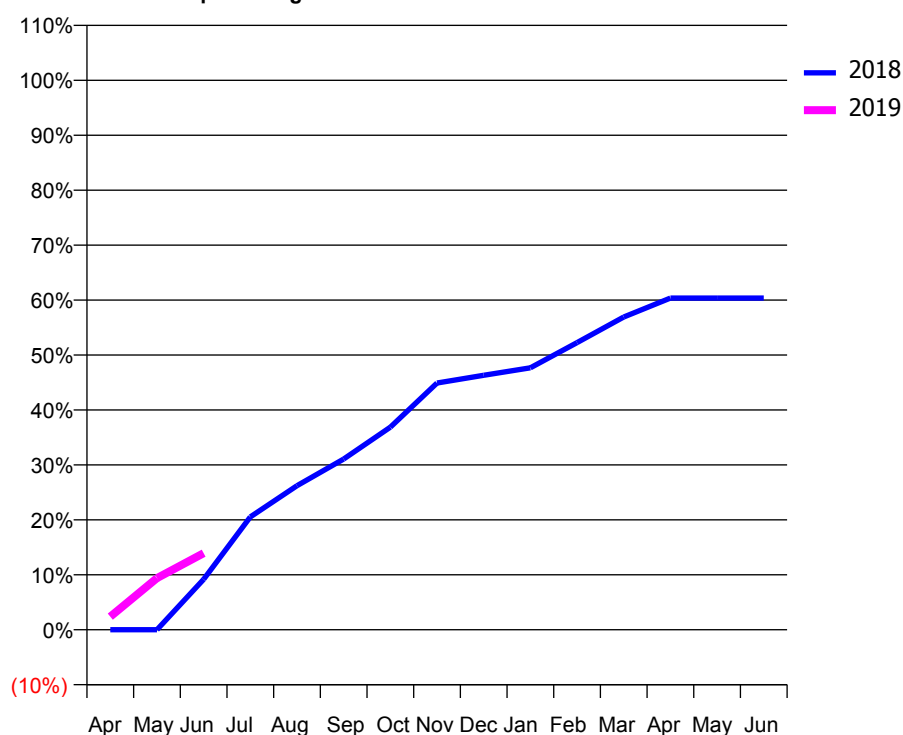
### Q69 - Vital Signs Orthodontic At a Glance Contract Report for 154601/0013 - June 2018

Name or company name	Oxfordshire Priority Dental Service	18/19 Contracted general activity (UDA)	0
Contract type name	PDS Contract	Carry forward general activity (UDA)	0
Purpose of contract	Orthodontic	18/19 Contracted orthodontic activity (UOA)	1,850
Contract start date	01/04/2006	Carry forward orthodontic activity (UOA)	0
Contract end date	31/03/2019	Baseline contract value	£1.01

ACCESS	Contract	England and Wales
24 month ratio of assessments to patient IDs	1.02	1.09

ACTIVITY	Contract
Contract assess and fit appliances (case starts) as a percentage of Area Team case starts	0.8 %

Cumulative percentage of contracted UOA delivered 2018 & 2019



Month	Adjusted Scheduled Activity (UOA)		
	2017	2018	2019
April	126	0	44
May	189	0	174
June	189	170	258
July	315	380	
August	441	485	
September	546	575	
October	693	682	
November	756	831	
December	842	857	
January	927	882	
February	927	967	
March	928	1,053	
April	929	1,117	
May	929	1,117	
June	950	1,117	

#### QUANTITY METRICS (rolling 12 month period)

	Contract Quantity	Contract Base Number	Contract *	Area Team	Region	England
% of all assessments that were assess and fit appliances (case starts)	65	83	78.3%	49.7%	62.0%	60.4%
% of all assessments that were assess and refuse	7	83	8.4%	12.4%	10.5%	11.4%
% of all assessments that were assess and review	11	83	13.3%	37.9%	27.5%	28.3%
% of case starts with a reported IOTN of 3 and Aesthetic Component of 5 or below	0	65	<i>N/A</i>	0.1%	0.2%	0.1%
% of case starts with a reported IOTN of 3 and Aesthetic Component of 6 or above	0	65	<i>N/A</i>	2.6%	3.4%	4.0%
% of case starts with a reported IOTN of 4	28	65	43.1%	80.1%	77.8%	77.8%
% of case starts with a reported IOTN of 5	37	65	56.9%	16.0%	17.2%	16.7 %
% of concluded courses in receipt of dual-arch fixed appliances	39	51	76.5%	75.0%	73.7%	74.3%
% of concluded courses where treatment was abandoned or discontinued	2	51	3.9%	4.5%	5.5%	6.9%
% of patients satisfied with the treatment they have received	2	2	100.0%	97.3%	96.1%	95.7%

\* Figures in italics indicate that the base number is less than 100.

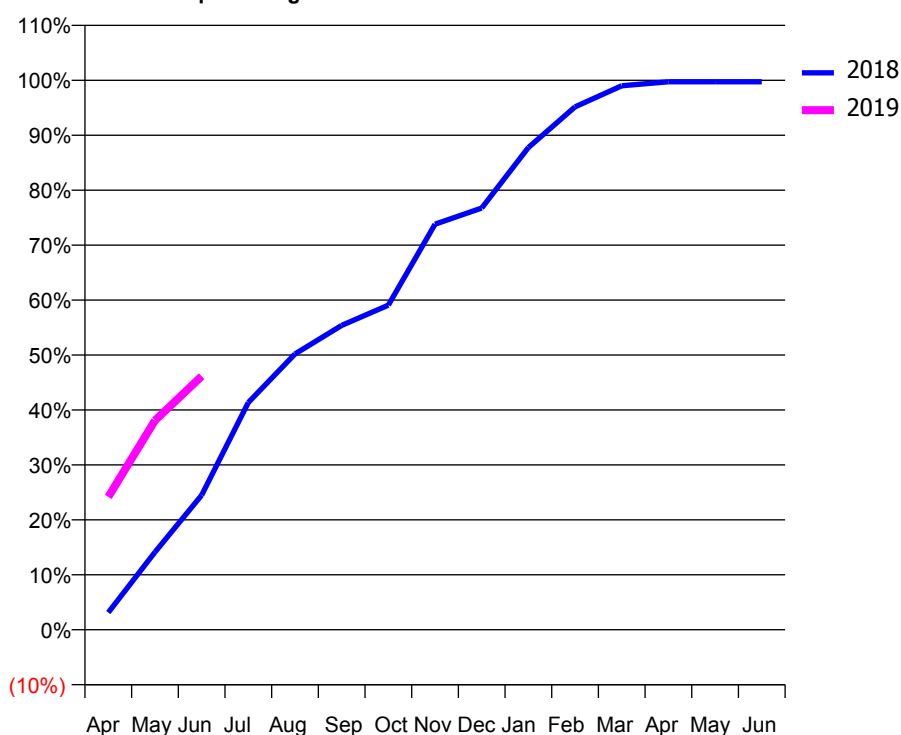
### Q69 - Vital Signs Orthodontic At a Glance Contract Report for 169110/0003 - June 2018

Name or company name	Dentalign Orthodontics LLP	18/19 Contracted general activity (UDA)	0
Contract type name	PDS Contract	Carry forward general activity (UDA)	0
Purpose of contract	Orthodontic	18/19 Contracted orthodontic activity (UOA)	2,867
Contract start date	01/05/2007	Carry forward orthodontic activity (UOA)	0
Contract end date	31/03/2019	Baseline contract value	£184,025.12

ACCESS	Contract	England and Wales
24 month ratio of assessments to patient IDs	1.02	1.09

ACTIVITY	Contract
Contract assess and fit appliances (case starts) as a percentage of Area Team case starts	2.0 %

Cumulative percentage of contracted UOA delivered 2018 & 2019



Month	Adjusted Scheduled Activity (UOA)		
	2017	2018	2019
April	45	90	693
May	751	405	1,092
June	835	702	1,323
July	1,135	1,186	
August	1,456	1,439	
September	1,690	1,588	
October	1,965	1,694	
November	2,301	2,116	
December	2,491	2,200	
January	2,680	2,516	
February	2,828	2,728	
March	2,851	2,838	
April	2,872	2,859	
May	2,851	2,859	
June	2,851	2,859	

#### QUANTITY METRICS (rolling 12 month period)

	Contract Quantity	Contract Base Number	Contract *	Area Team	Region	England
% of all assessments that were assess and fit appliances (case starts)	166	177	93.8%	49.7%	62.0%	60.4%
% of all assessments that were assess and refuse	0	177	0.0%	12.4%	10.5%	11.4%
% of all assessments that were assess and review	11	177	6.2%	37.9%	27.5%	28.3%
% of case starts with a reported IOTN of 3 and Aesthetic Component of 5 or below	0	166	N/A	0.1%	0.2%	0.1%
% of case starts with a reported IOTN of 3 and Aesthetic Component of 6 or above	1	166	0.6%	2.6%	3.4%	4.0%
% of case starts with a reported IOTN of 4	159	166	95.8%	80.1%	77.8%	77.8%
% of case starts with a reported IOTN of 5	6	166	3.6%	16.0%	17.2%	16.7%
% of concluded courses in receipt of dual-arch fixed appliances	4	136	2.9%	75.0%	73.7%	74.3%
% of concluded courses where treatment was abandoned or discontinued	2	136	1.5%	4.5%	5.5%	6.9%
% of patients satisfied with the treatment they have received	4	4	100.0%	97.3%	96.1%	95.7%

\* Figures in italics indicate that the base number is less than 100.

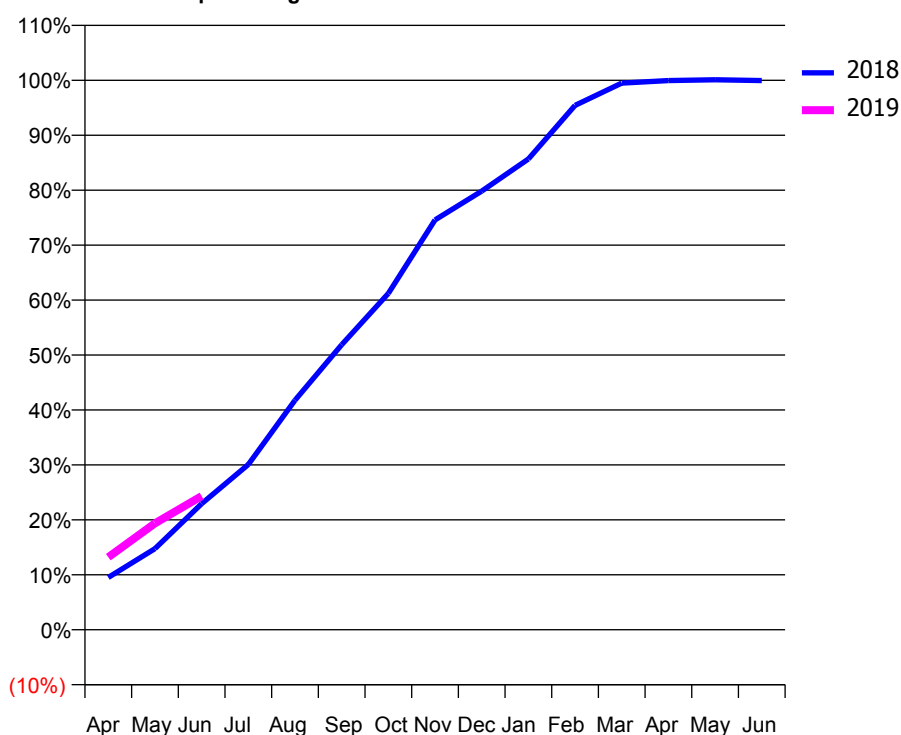
### Q69 - Vital Signs Orthodontic At a Glance Contract Report for 169110/0010 - June 2018

Name or company name	Dentalign Orthodontics LLP	18/19 Contracted general activity (UDA)	0
Contract type name	PDS Contract	Carry forward general activity (UDA)	0
Purpose of contract	Orthodontic	18/19 Contracted orthodontic activity (UOA)	13,657
Contract start date	01/04/2013	Carry forward orthodontic activity (UOA)	0
Contract end date	31/03/2019	Baseline contract value	£876,516.09

ACCESS	Contract	England and Wales
24 month ratio of assessments to patient IDs	1.01	1.09

ACTIVITY	Contract
Contract assess and fit appliances (case starts) as a percentage of Area Team case starts	8.0 %

Cumulative percentage of contracted UOA delivered 2018 & 2019



Month	Adjusted Scheduled Activity (UOA)		
	2017	2018	2019
April	1,550	1,302	1,806
May	2,458	2,016	2,646
June	3,025	3,134	3,322
July	4,083	4,109	
August	4,965	5,706	
September	6,335	7,083	
October	7,471	8,360	
November	8,588	10,187	
December	9,915	10,901	
January	10,784	11,699	
February	12,385	13,032	
March	13,510	13,585	
April	13,678	13,648	
May	13,657	13,669	
June	13,657	13,648	

#### QUANTITY METRICS (rolling 12 month period)

	Contract Quantity	Contract Base Number	Contract *	Area Team	Region	England
% of all assessments that were assess and fit appliances (case starts)	674	678	99.4%	49.7%	62.0%	60.4%
% of all assessments that were assess and refuse	1	678	0.1%	12.4%	10.5%	11.4%
% of all assessments that were assess and review	3	678	0.4%	37.9%	27.5%	28.3%
% of case starts with a reported IOTN of 3 and Aesthetic Component of 5 or below	2	674	0.3%	0.1%	0.2%	0.1%
% of case starts with a reported IOTN of 3 and Aesthetic Component of 6 or above	3	674	0.4%	2.6%	3.4%	4.0%
% of case starts with a reported IOTN of 4	505	674	74.9%	80.1%	77.8%	77.8%
% of case starts with a reported IOTN of 5	107	674	15.9%	16.0%	17.2%	16.7%
% of concluded courses in receipt of dual-arch fixed appliances	71	559	12.7%	75.0%	73.7%	74.3%
% of concluded courses where treatment was abandoned or discontinued	34	559	6.1%	4.5%	5.5%	6.9%
% of patients satisfied with the treatment they have received	15	16	93.8%	97.3%	96.1%	95.7%

\* Figures in italics indicate that the base number is less than 100.

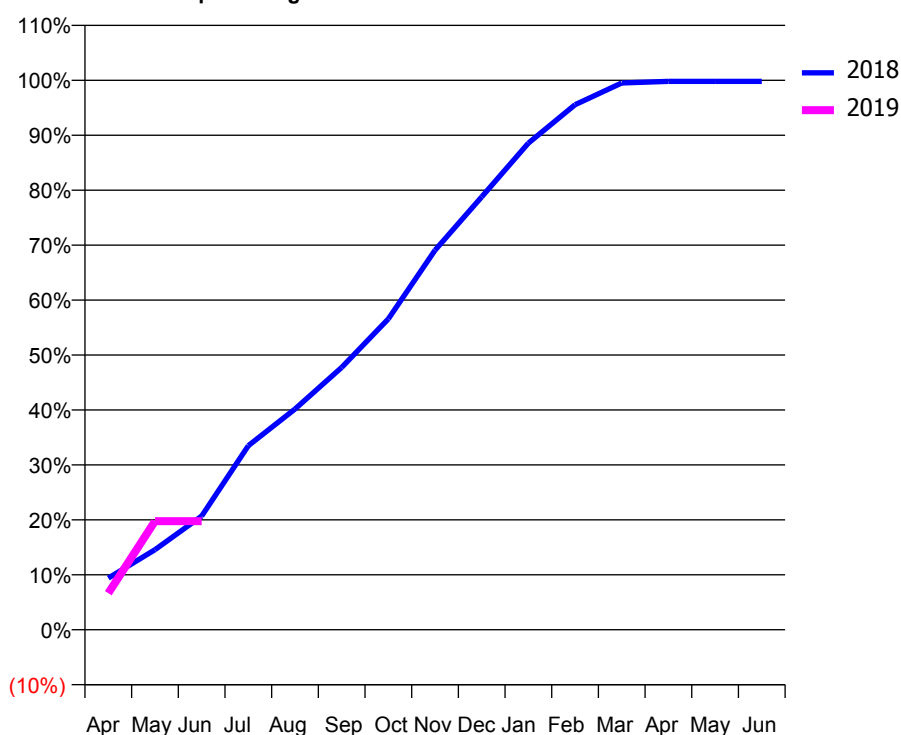
### Q69 - Vital Signs Orthodontic At a Glance Contract Report for 169110/0011 - June 2018

Name or company name	Dentalign Orthodontics LLP	18/19 Contracted general activity (UDA)	0
Contract type name	PDS Contract	Carry forward general activity (UDA)	0
Purpose of contract	Orthodontic	18/19 Contracted orthodontic activity (UOA)	6,929
Contract start date	01/04/2013	Carry forward orthodontic activity (UOA)	0
Contract end date	31/03/2019	Baseline contract value	£444,726.95

ACCESS	Contract	England and Wales
24 month ratio of assessments to patient IDs	1.01	1.09

ACTIVITY	Contract
Contract assess and fit appliances (case starts) as a percentage of Area Team case starts	3.9 %

Cumulative percentage of contracted UOA delivered 2018 & 2019



Month	Adjusted Scheduled Activity (UOA)		
	2017	2018	2019
April	564	652	462
May	1,490	1,009	1,369
June	1,790	1,434	1,369
July	2,448	2,321	
August	2,890	2,783	
September	3,379	3,309	
October	3,988	3,921	
November	4,473	4,786	
December	4,919	5,459	
January	5,195	6,136	
February	6,124	6,621	
March	6,881	6,894	
April	6,923	6,915	
May	6,944	6,915	
June	6,965	6,915	

#### QUANTITY METRICS (rolling 12 month period)

	Contract Quantity	Contract Base Number	Contract *	Area Team	Region	England
% of all assessments that were assess and fit appliances (case starts)	325	350	92.9%	49.7%	62.0%	60.4%
% of all assessments that were assess and refuse	0	350	0.0%	12.4%	10.5%	11.4%
% of all assessments that were assess and review	25	350	7.1%	37.9%	27.5%	28.3%
% of case starts with a reported IOTN of 3 and Aesthetic Component of 5 or below	0	325	N/A	0.1%	0.2%	0.1%
% of case starts with a reported IOTN of 3 and Aesthetic Component of 6 or above	27	325	8.3%	2.6%	3.4%	4.0%
% of case starts with a reported IOTN of 4	211	325	64.9%	80.1%	77.8%	77.8%
% of case starts with a reported IOTN of 5	84	325	25.8%	16.0%	17.2%	16.7%
% of concluded courses in receipt of dual-arch fixed appliances	216	281	76.9%	75.0%	73.7%	74.3%
% of concluded courses where treatment was abandoned or discontinued	8	281	2.8%	4.5%	5.5%	6.9%
% of patients satisfied with the treatment they have received	13	13	100.0%	97.3%	96.1%	95.7%

\* Figures in italics indicate that the base number is less than 100.

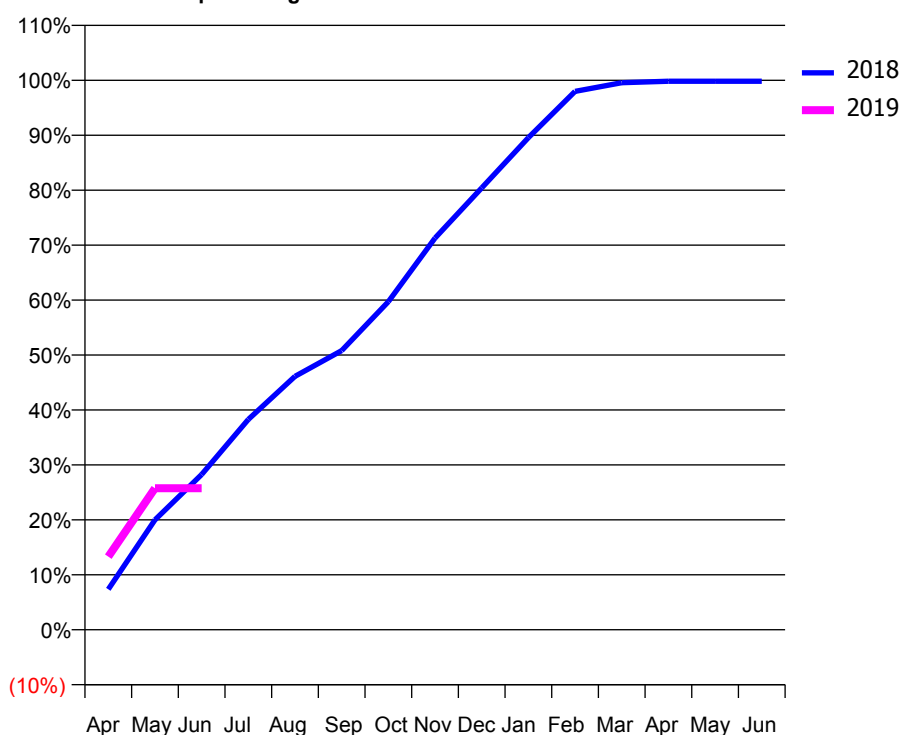
### Q69 - Vital Signs Orthodontic At a Glance Contract Report for 169110/0012 - June 2018

Name or company name	Dentalign Orthodontics LLP	18/19 Contracted general activity (UDA)	0
Contract type name	PDS Contract	Carry forward general activity (UDA)	0
Purpose of contract	Orthodontic	18/19 Contracted orthodontic activity (UOA)	9,474
Contract start date	01/04/2013	Carry forward orthodontic activity (UOA)	0
Contract end date	31/03/2019	Baseline contract value	£608,065.28

ACCESS	Contract	England and Wales
24 month ratio of assessments to patient IDs	1.02	1.09

ACTIVITY	Contract
Contract assess and fit appliances (case starts) as a percentage of Area Team case starts	5.3 %

Cumulative percentage of contracted UOA delivered 2018 & 2019



Month	Adjusted Scheduled Activity (UOA)		
	2017	2018	2019
April	445	698	1,260
May	1,682	1,895	2,441
June	2,186	2,677	2,441
July	3,303	3,627	
August	3,834	4,370	
September	4,939	4,812	
October	5,824	5,657	
November	6,794	6,753	
December	7,701	7,618	
January	8,227	8,484	
February	9,069	9,282	
March	9,497	9,433	
April	9,458	9,458	
May	9,458	9,458	
June	9,458	9,458	

#### QUANTITY METRICS (rolling 12 month period)

	Contract Quantity	Contract Base Number	Contract *	Area Team	Region	England
% of all assessments that were assess and fit appliances (case starts)	446	459	97.2%	49.7%	62.0%	60.4%
% of all assessments that were assess and refuse	1	459	0.2%	12.4%	10.5%	11.4%
% of all assessments that were assess and review	12	459	2.6%	37.9%	27.5%	28.3%
% of case starts with a reported IOTN of 3 and Aesthetic Component of 5 or below	1	446	0.2%	0.1%	0.2%	0.1%
% of case starts with a reported IOTN of 3 and Aesthetic Component of 6 or above	21	446	4.7%	2.6%	3.4%	4.0%
% of case starts with a reported IOTN of 4	351	446	78.7%	80.1%	77.8%	77.8%
% of case starts with a reported IOTN of 5	72	446	16.1%	16.0%	17.2%	16.7%
% of concluded courses in receipt of dual-arch fixed appliances	193	379	50.9%	75.0%	73.7%	74.3%
% of concluded courses where treatment was abandoned or discontinued	8	379	2.1%	4.5%	5.5%	6.9%
% of patients satisfied with the treatment they have received	5	5	100.0%	97.3%	96.1%	95.7%

\* Figures in italics indicate that the base number is less than 100.



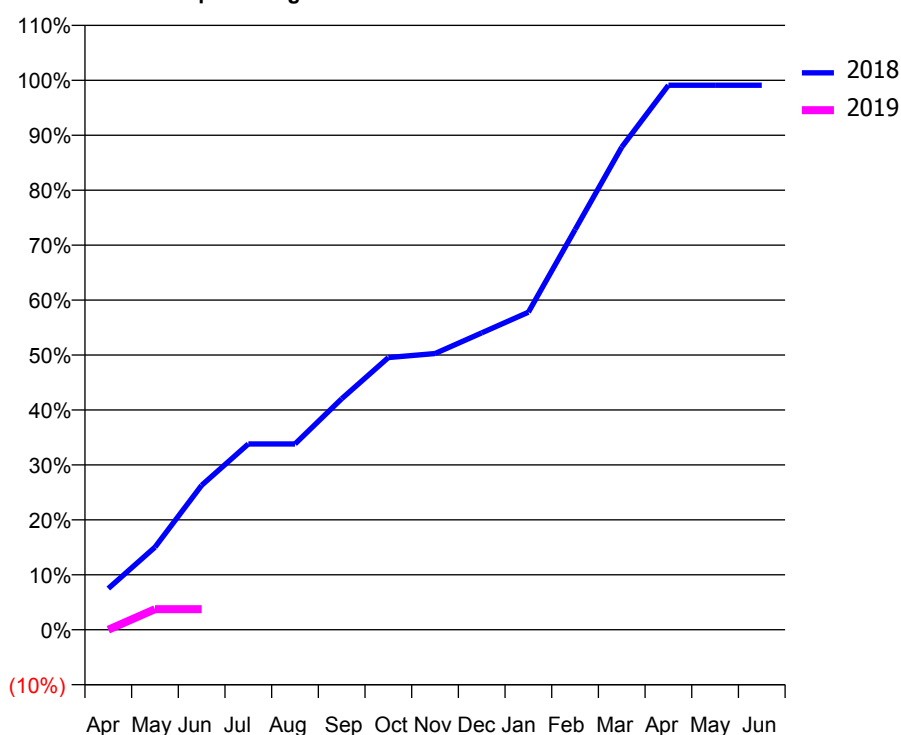
### Q69 - Vital Signs Orthodontic At a Glance Contract Report for 169110/0013 - June 2018

Name or company name	Dentalign Orthodontics LLP	18/19 Contracted general activity (UDA)	0
Contract type name	PDS Contract	Carry forward general activity (UDA)	0
Purpose of contract	Orthodontic	18/19 Contracted orthodontic activity (UOA)	559
Contract start date	01/04/2013	Carry forward orthodontic activity (UOA)	0
Contract end date	31/03/2019	Baseline contract value	£35,892.57

ACCESS	Contract	England and Wales
24 month ratio of assessments to patient IDs	1.00	1.09

ACTIVITY	Contract
Contract assess and fit appliances (case starts) as a percentage of Area Team case starts	0.3 %

Cumulative percentage of contracted UOA delivered 2018 & 2019



Month	Adjusted Scheduled Activity (UOA)		
	2017	2018	2019
April	-9	42	0
May	-8	84	21
June	34	147	21
July	34	189	
August	55	189	
September	97	235	
October	164	277	
November	311	281	
December	374	302	
January	416	323	
February	437	407	
March	479	491	
April	563	554	
May	563	554	
June	563	554	

#### QUANTITY METRICS (rolling 12 month period)

	Contract Quantity	Contract Base Number	Contract *	Area Team	Region	England
% of all assessments that were assess and fit appliances (case starts)	22	22	100.0%	49.7%	62.0%	60.4%
% of all assessments that were assess and refuse	0	22	0.0%	12.4%	10.5%	11.4%
% of all assessments that were assess and review	0	22	0.0%	37.9%	27.5%	28.3%
% of case starts with a reported IOTN of 3 and Aesthetic Component of 5 or below	0	22	N/A	0.1%	0.2%	0.1%
% of case starts with a reported IOTN of 3 and Aesthetic Component of 6 or above	0	22	N/A	2.6%	3.4%	4.0%
% of case starts with a reported IOTN of 4	15	22	68.2%	80.1%	77.8%	77.8%
% of case starts with a reported IOTN of 5	7	22	31.8%	16.0%	17.2%	16.7%
% of concluded courses in receipt of dual-arch fixed appliances	8	12	66.7%	75.0%	73.7%	74.3%
% of concluded courses where treatment was abandoned or discontinued	0	12	0.0%	4.5%	5.5%	6.9%
% of patients satisfied with the treatment they have received	0	0	N/A	97.3%	96.1%	95.7%

\* Figures in italics indicate that the base number is less than 100.

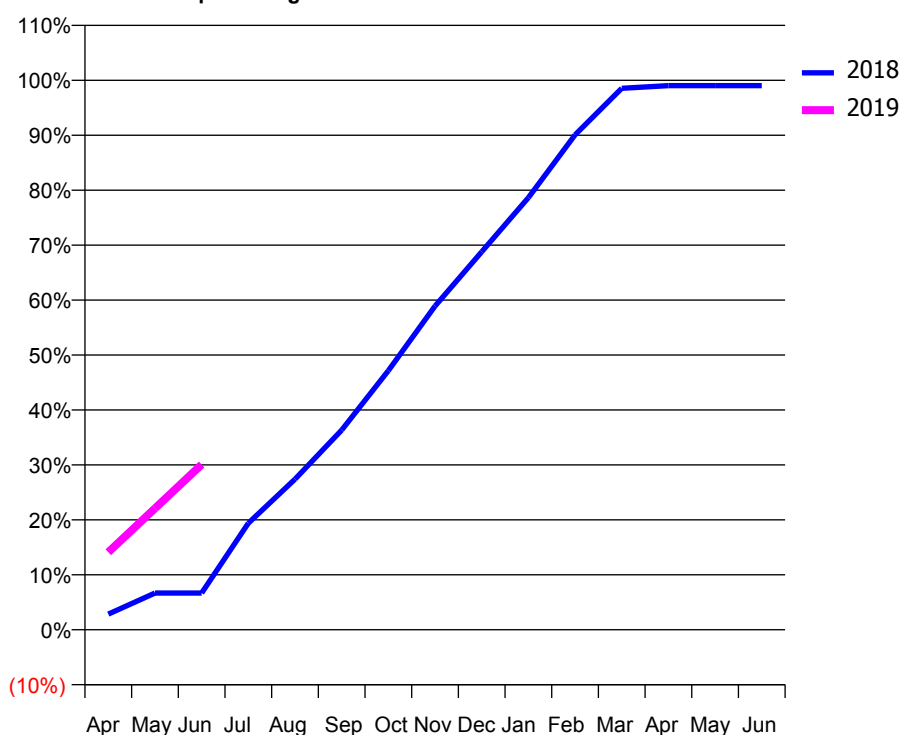
### Q69 - Vital Signs Orthodontic At a Glance Contract Report for 169110/0014 - June 2018

Name or company name	Dentalign Orthodontics LLP	18/19 Contracted general activity (UDA)	0
Contract type name	PDS Contract	Carry forward general activity (UDA)	0
Purpose of contract	Orthodontic	18/19 Contracted orthodontic activity (UOA)	4,468
Contract start date	01/04/2013	Carry forward orthodontic activity (UOA)	0
Contract end date	31/03/2019	Baseline contract value	£286,747.99

ACCESS	Contract	England and Wales
24 month ratio of assessments to patient IDs	1.01	1.09

ACTIVITY	Contract
Contract assess and fit appliances (case starts) as a percentage of Area Team case starts	3.1 %

Cumulative percentage of contracted UOA delivered 2018 & 2019



Month	Adjusted Scheduled Activity (UOA)		
	2017	2018	2019
April	189	127	630
May	947	299	987
June	1,136	299	1,344
July	1,412	867	
August	1,412	1,225	
September	2,168	1,624	
October	2,546	2,107	
November	2,759	2,632	
December	3,099	3,073	
January	3,291	3,514	
February	3,736	4,024	
March	4,200	4,403	
April	4,473	4,424	
May	4,473	4,424	
June	4,473	4,424	

#### QUANTITY METRICS (rolling 12 month period)

	Contract Quantity	Contract Base Number	Contract *	Area Team	Region	England
% of all assessments that were assess and fit appliances (case starts)	261	281	92.9%	49.7%	62.0%	60.4%
% of all assessments that were assess and refuse	17	281	6.0%	12.4%	10.5%	11.4%
% of all assessments that were assess and review	3	281	1.1%	37.9%	27.5%	28.3%
% of case starts with a reported IOTN of 3 and Aesthetic Component of 5 or below	0	261	N/A	0.1%	0.2%	0.1%
% of case starts with a reported IOTN of 3 and Aesthetic Component of 6 or above	10	261	3.8%	2.6%	3.4%	4.0%
% of case starts with a reported IOTN of 4	189	261	72.4%	80.1%	77.8%	77.8%
% of case starts with a reported IOTN of 5	61	261	23.4%	16.0%	17.2%	16.7 %
% of concluded courses in receipt of dual-arch fixed appliances	3	189	1.6%	75.0%	73.7%	74.3%
% of concluded courses where treatment was abandoned or discontinued	4	189	2.1%	4.5%	5.5%	6.9%
% of patients satisfied with the treatment they have received	6	6	100.0%	97.3%	96.1%	95.7%

\* Figures in italics indicate that the base number is less than 100.

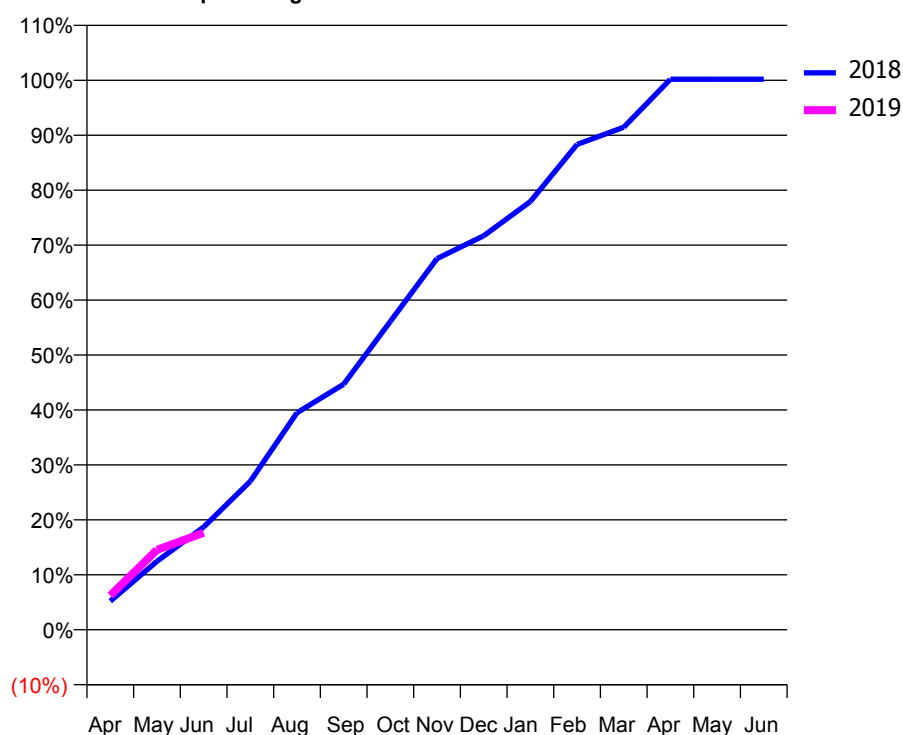
### Q69 - Vital Signs Orthodontic At a Glance Contract Report for 180750/0001 - June 2018

Name or company name	MR AL DAVEY AND MR N OROLLOGA	18/19 Contracted general activity (UDA)	0
Contract type name	PDS Contract	Carry forward general activity (UDA)	0
Purpose of contract	Orthodontic	18/19 Contracted orthodontic activity (UOA)	2,021
Contract start date	01/01/2014	Carry forward orthodontic activity (UOA)	0
Contract end date	31/03/2019	Baseline contract value	£129,722.62

ACCESS	Contract	England and Wales
24 month ratio of assessments to patient IDs	1.08	1.09

ACTIVITY	Contract
Contract assess and fit appliances (case starts) as a percentage of Area Team case starts	1.1 %

Cumulative percentage of contracted UOA delivered 2018 & 2019



Month	Adjusted Scheduled Activity (UOA)		
	2017	2018	2019
April	112	105	126
May	311	252	294
June	454	378	357
July	616	546	
August	842	798	
September	1,092	903	
October	1,324	1,134	
November	1,647	1,365	
December	1,765	1,449	
January	1,873	1,575	
February	1,999	1,785	
March	2,062	1,848	
April	2,062	2,025	
May	2,062	2,025	
June	2,062	2,025	

#### QUANTITY METRICS (rolling 12 month period)

	Contract Quantity	Contract Base Number	Contract *	Area Team	Region	England
% of all assessments that were assess and fit appliances (case starts)	95	104	91.3%	49.7%	62.0%	60.4%
% of all assessments that were assess and refuse	0	104	0.0%	12.4%	10.5%	11.4%
% of all assessments that were assess and review	9	104	8.7%	37.9%	27.5%	28.3%
% of case starts with a reported IOTN of 3 and Aesthetic Component of 5 or below	0	95	<i>N/A</i>	0.1%	0.2%	0.1%
% of case starts with a reported IOTN of 3 and Aesthetic Component of 6 or above	0	95	<i>N/A</i>	2.6%	3.4%	4.0%
% of case starts with a reported IOTN of 4	74	95	77.9%	80.1%	77.8%	77.8%
% of case starts with a reported IOTN of 5	21	95	22.1%	16.0%	17.2%	16.7%
% of concluded courses in receipt of dual-arch fixed appliances	171	171	100.0%	75.0%	73.7%	74.3%
% of concluded courses where treatment was abandoned or discontinued	0	171	0.0%	4.5%	5.5%	6.9%
% of patients satisfied with the treatment they have received	3	3	100.0%	97.3%	96.1%	95.7%

\* Figures in italics indicate that the base number is less than 100.

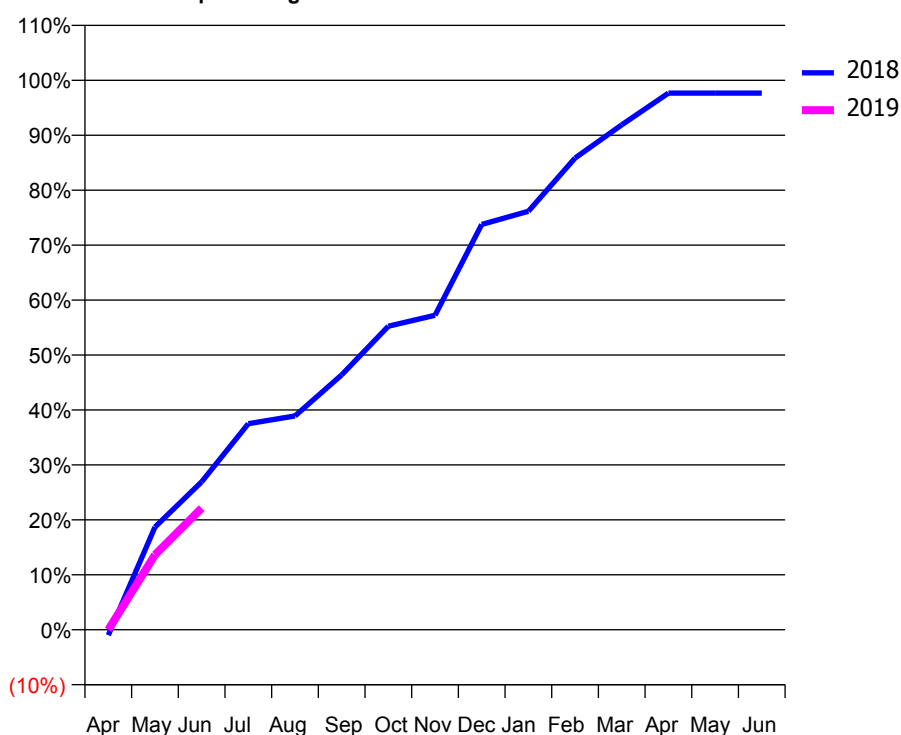
### Q69 - Vital Signs Orthodontic At a Glance Contract Report for 183164/0001 - June 2018

Name or company name	Smiles Better Orthodontics Ltd	18/19 Contracted general activity (UDA)	0
Contract type name	PDS Contract	Carry forward general activity (UDA)	0
Purpose of contract	Orthodontic	18/19 Contracted orthodontic activity (UOA)	6,736
Contract start date	01/04/2010	Carry forward orthodontic activity (UOA)	0
Contract end date	31/03/2019	Baseline contract value	£432,365.96

ACCESS	Contract	England and Wales
24 month ratio of assessments to patient IDs	1.12	1.09

ACTIVITY	Contract
Contract assess and fit appliances (case starts) as a percentage of Area Team case starts	3.3 %

Cumulative percentage of contracted UOA delivered 2018 & 2019



Month	Adjusted Scheduled Activity (UOA)		
	2017	2018	2019
April	105	-68	0
May	874	1,259	919
June	1,509	1,814	1,492
July	1,890	2,526	
August	2,449	2,621	
September	2,879	3,125	
October	3,658	3,722	
November	4,847	3,855	
December	5,310	4,968	
January	5,979	5,131	
February	6,189	5,782	
March	6,453	6,190	
April	6,666	6,579	
May	6,668	6,579	
June	6,668	6,579	

#### QUANTITY METRICS (rolling 12 month period)

	Contract Quantity	Contract Base Number	Contract *	Area Team	Region	England
% of all assessments that were assess and fit appliances (case starts)	275	809	34.0%	49.7%	62.0%	60.4%
% of all assessments that were assess and refuse	193	809	23.9%	12.4%	10.5%	11.4%
% of all assessments that were assess and review	341	809	42.2%	37.9%	27.5%	28.3%
% of case starts with a reported IOTN of 3 and Aesthetic Component of 5 or below	0	275	N/A	0.1%	0.2%	0.1%
% of case starts with a reported IOTN of 3 and Aesthetic Component of 6 or above	2	275	0.7%	2.6%	3.4%	4.0%
% of case starts with a reported IOTN of 4	212	275	77.1%	80.1%	77.8%	77.8%
% of case starts with a reported IOTN of 5	61	275	22.2%	16.0%	17.2%	16.7 %
% of concluded courses in receipt of dual-arch fixed appliances	190	256	74.2%	75.0%	73.7%	74.3%
% of concluded courses where treatment was abandoned or discontinued	16	256	6.3%	4.5%	5.5%	6.9%
% of patients satisfied with the treatment they have received	6	7	85.7%	97.3%	96.1%	95.7%

\* Figures in italics indicate that the base number is less than 100.

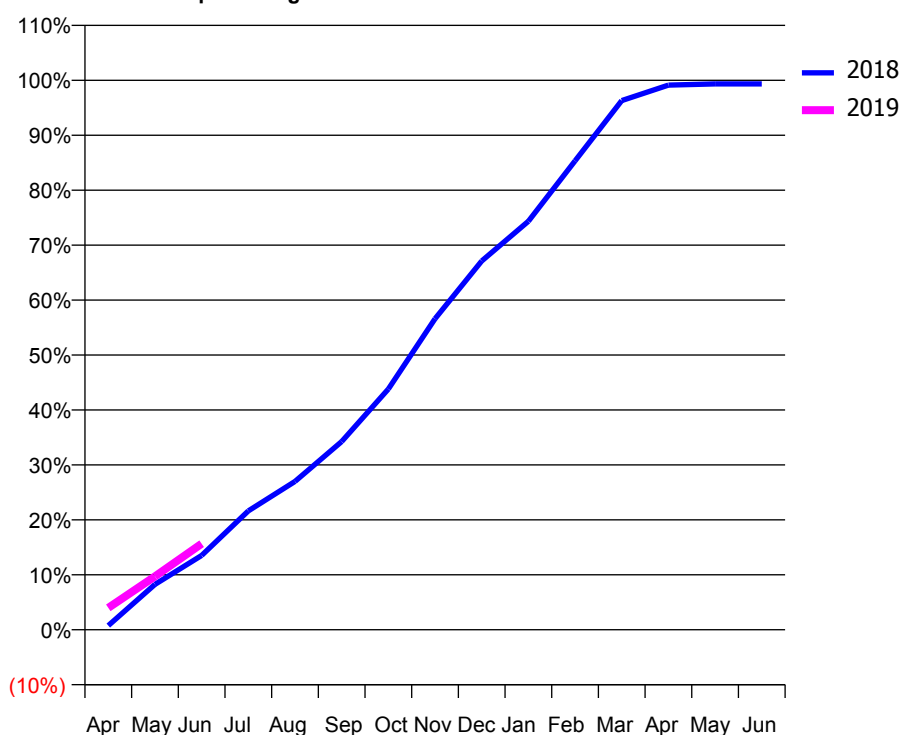
### Q69 - Vital Signs Orthodontic At a Glance Contract Report for 184241/0001 - June 2018

Name or company name	Newbury Orthodontic Centre	18/19 Contracted general activity (UDA)	0
Contract type name	PDS Contract	Carry forward general activity (UDA)	0
Purpose of contract	Orthodontic	18/19 Contracted orthodontic activity (UOA)	11,631
Contract start date	01/11/2015	Carry forward orthodontic activity (UOA)	0
Contract end date	31/03/2019	Baseline contract value	£746,517.11

ACCESS	Contract	England and Wales
24 month ratio of assessments to patient IDs	1.00	1.09

ACTIVITY	Contract
Contract assess and fit appliances (case starts) as a percentage of Area Team case starts	6.4 %

Cumulative percentage of contracted UOA delivered 2018 & 2019



Month	Adjusted Scheduled Activity (UOA)		
	2017	2018	2019
April	448	88	465
May	1,359	961	1,129
June	2,208	1,573	1,821
July	3,381	2,516	
August	3,982	3,139	
September	4,583	3,983	
October	5,468	5,096	
November	6,636	6,585	
December	7,763	7,806	
January	8,641	8,648	
February	9,184	9,925	
March	10,871	11,202	
April	11,539	11,530	
May	11,539	11,553	
June	11,539	11,554	

#### QUANTITY METRICS (rolling 12 month period)

	Contract Quantity	Contract Base Number	Contract *	Area Team	Region	England
% of all assessments that were assess and fit appliances (case starts)	541	1,101	49.1%	49.7%	62.0%	60.4%
% of all assessments that were assess and refuse	224	1,101	20.3%	12.4%	10.5%	11.4%
% of all assessments that were assess and review	336	1,101	30.5%	37.9%	27.5%	28.3%
% of case starts with a reported IOTN of 3 and Aesthetic Component of 5 or below	0	541	N/A	0.1%	0.2%	0.1%
% of case starts with a reported IOTN of 3 and Aesthetic Component of 6 or above	12	541	2.2%	2.6%	3.4%	4.0%
% of case starts with a reported IOTN of 4	435	541	80.4%	80.1%	77.8%	77.8%
% of case starts with a reported IOTN of 5	92	541	17.0%	16.0%	17.2%	16.7 %
% of concluded courses in receipt of dual-arch fixed appliances	478	499	95.8%	75.0%	73.7%	74.3%
% of concluded courses where treatment was abandoned or discontinued	16	499	3.2%	4.5%	5.5%	6.9%
% of patients satisfied with the treatment they have received	26	26	100.0%	97.3%	96.1%	95.7%

\* Figures in italics indicate that the base number is less than 100.

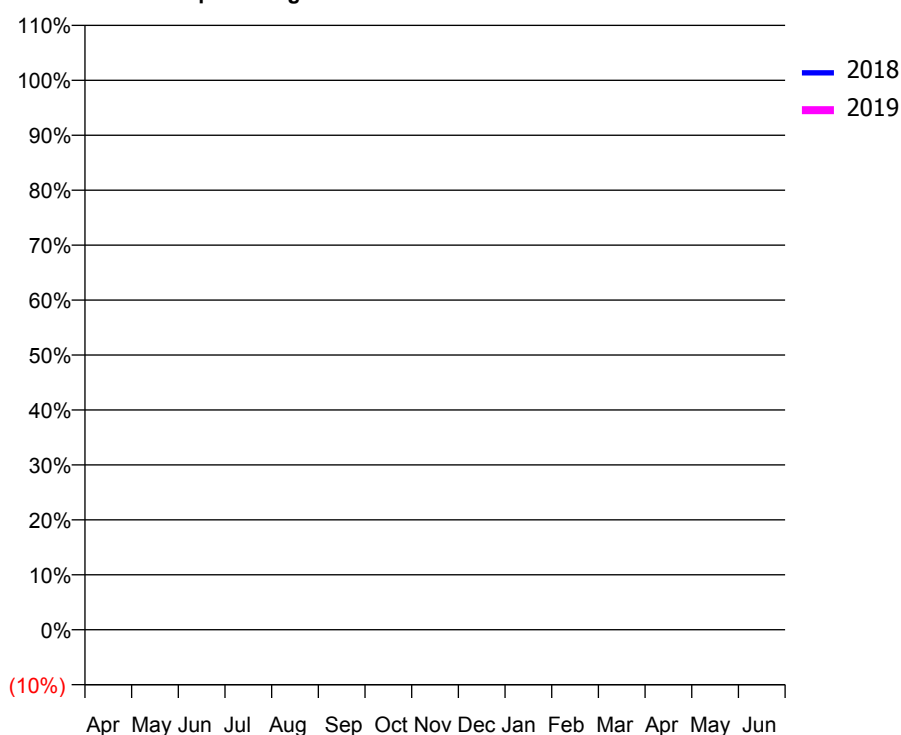
### Q69 - Vital Signs Orthodontic At a Glance Contract Report for 186201/0001 - June 2018

Name or company name	Perfect Smile Bracknell Limited	18/19 Contracted general activity (UDA)	48,508
Contract type name	GDS Contract	Carry forward general activity (UDA)	0
Purpose of contract	General	18/19 Contracted orthodontic activity (UOA)	0
Contract start date	01/11/2014	Carry forward orthodontic activity (UOA)	0
Contract end date		Baseline contract value	£1,219,032.85

ACCESS	Contract	England and Wales
24 month ratio of assessments to patient IDs	1.00	1.09

ACTIVITY	Contract
Contract assess and fit appliances (case starts) as a percentage of Area Team case starts	0.0 %

Cumulative percentage of contracted UOA delivered 2018 & 2019



Month	Adjusted Scheduled Activity (UOA)		
	2017	2018	2019
April	0	0	2
May	0	1	2
June	0	1	2
July	0	2	
August	0	3	
September	0	3	
October	0	3	
November	0	4	
December	0	4	
January	21	4	
February	21	4	
March	21	4	
April	22	5	
May	22	5	
June	22	5	

#### QUANTITY METRICS (rolling 12 month period)

	Contract Quantity	Contract Base Number	Contract *	Area Team	Region	England
% of all assessments that were assess and fit appliances (case starts)	0	6	0.0%	49.7%	62.0%	60.4%
% of all assessments that were assess and refuse	2	6	33.3%	12.4%	10.5%	11.4%
% of all assessments that were assess and review	4	6	66.7%	37.9%	27.5%	28.3%
% of case starts with a reported IOTN of 3 and Aesthetic Component of 5 or below	0	0	N/A	0.1%	0.2%	0.1%
% of case starts with a reported IOTN of 3 and Aesthetic Component of 6 or above	0	0	N/A	2.6%	3.4%	4.0%
% of case starts with a reported IOTN of 4	0	0	N/A	80.1%	77.8%	77.8%
% of case starts with a reported IOTN of 5	0	0	N/A	16.0%	17.2%	16.7%
% of concluded courses in receipt of dual-arch fixed appliances	1	1	100.0%	75.0%	73.7%	74.3%
% of concluded courses where treatment was abandoned or discontinued	0	1	0.0%	4.5%	5.5%	6.9%
% of patients satisfied with the treatment they have received	0	0	N/A	97.3%	96.1%	95.7%

\* Figures in italics indicate that the base number is less than 100.

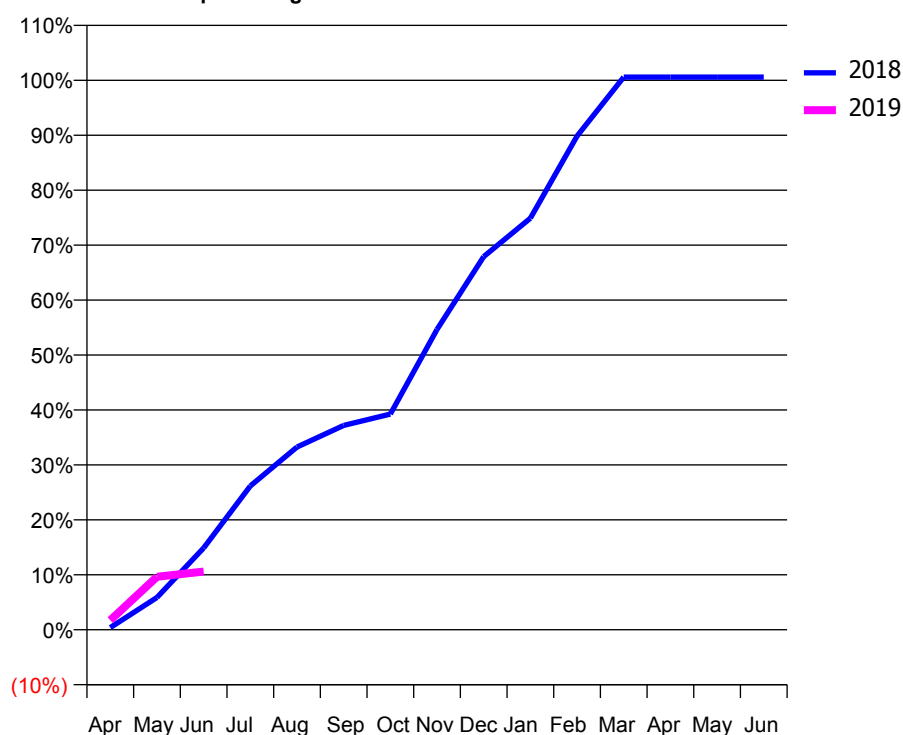
### Q69 - Vital Signs Orthodontic At a Glance Contract Report for 186872/0004 - June 2018

Name or company name	ORTHOWORLD 2000 LTD	18/19 Contracted general activity (UDA)	0
Contract type name	PDS Contract	Carry forward general activity (UDA)	0
Purpose of contract	Orthodontic	18/19 Contracted orthodontic activity (UOA)	5,323
Contract start date	01/04/2006	Carry forward orthodontic activity (UOA)	0
Contract end date	31/03/2019	Baseline contract value	£341,669.24

ACCESS	Contract	England and Wales
24 month ratio of assessments to patient IDs	1.42	1.09

ACTIVITY	Contract
Contract assess and fit appliances (case starts) as a percentage of Area Team case starts	2.7 %

Cumulative percentage of contracted UOA delivered 2018 & 2019



Month	Adjusted Scheduled Activity (UOA)		
	2017	2018	2019
April	58	21	93
May	64	313	514
June	97	793	564
July	149	1,393	
August	242	1,770	
September	356	1,980	
October	591	2,090	
November	677	2,909	
December	1,152	3,615	
January	1,222	3,987	
February	1,581	4,783	
March	2,323	5,354	
April	5,325	5,354	
May	5,325	5,354	
June	5,325	5,354	

#### QUANTITY METRICS (rolling 12 month period)

	Contract Quantity	Contract Base Number	Contract *	Area Team	Region	England
% of all assessments that were assess and fit appliances (case starts)	227	585	38.8%	49.7%	62.0%	60.4%
% of all assessments that were assess and refuse	47	585	8.0%	12.4%	10.5%	11.4%
% of all assessments that were assess and review	311	585	53.2%	37.9%	27.5%	28.3%
% of case starts with a reported IOTN of 3 and Aesthetic Component of 5 or below	0	227	N/A	0.1%	0.2%	0.1%
% of case starts with a reported IOTN of 3 and Aesthetic Component of 6 or above	4	227	1.8%	2.6%	3.4%	4.0%
% of case starts with a reported IOTN of 4	186	227	81.9%	80.1%	77.8%	77.8%
% of case starts with a reported IOTN of 5	37	227	16.3%	16.0%	17.2%	16.7 %
% of concluded courses in receipt of dual-arch fixed appliances	162	223	72.6%	75.0%	73.7%	74.3%
% of concluded courses where treatment was abandoned or discontinued	37	223	16.6%	4.5%	5.5%	6.9%
% of patients satisfied with the treatment they have received	6	7	85.7%	97.3%	96.1%	95.7%

\* Figures in italics indicate that the base number is less than 100.

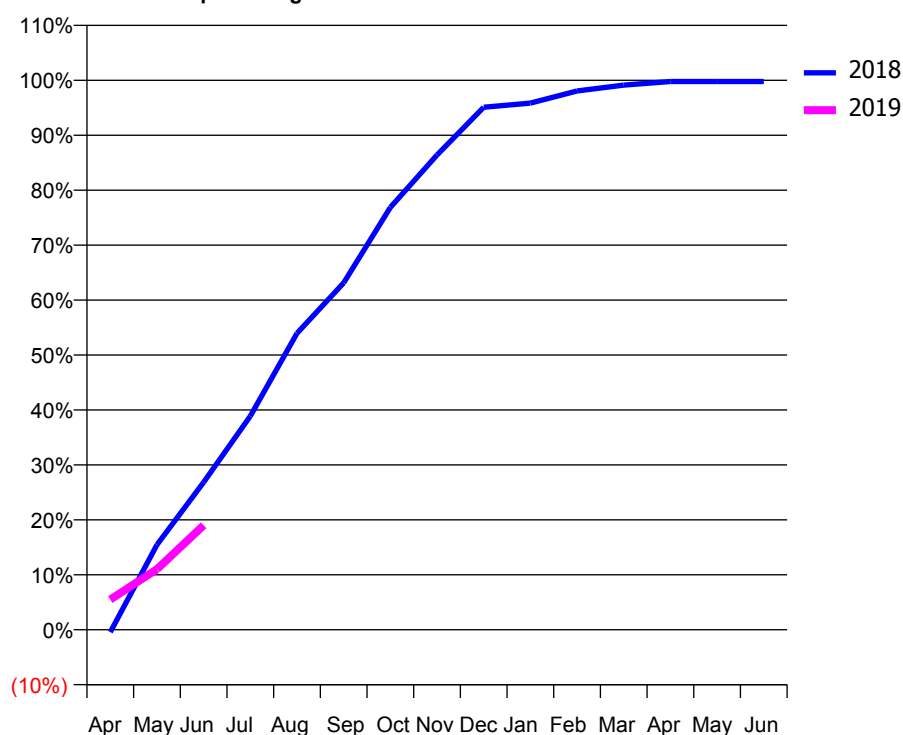
### Q69 - Vital Signs Orthodontic At a Glance Contract Report for 193607/0001 - June 2018

Name or company name	Witney Brace Place	18/19 Contracted general activity (UDA)	0
Contract type name	PDS Contract	Carry forward general activity (UDA)	0
Purpose of contract	Orthodontic	18/19 Contracted orthodontic activity (UOA)	6,487
Contract start date	12/12/2011	Carry forward orthodontic activity (UOA)	0
Contract end date	31/03/2019	Baseline contract value	£416,383.31

ACCESS	Contract	England and Wales
24 month ratio of assessments to patient IDs	1.14	1.09

ACTIVITY	Contract
Contract assess and fit appliances (case starts) as a percentage of Area Team case starts	3.1 %

Cumulative percentage of contracted UOA delivered 2018 & 2019



Month	Adjusted Scheduled Activity (UOA)		
	2017	2018	2019
April	225	-29	357
May	666	1,003	716
June	666	1,742	1,233
July	2,078	2,523	
August	2,463	3,501	
September	3,441	4,095	
October	4,375	4,987	
November	5,081	5,605	
December	5,454	6,169	
January	5,957	6,218	
February	6,182	6,361	
March	6,458	6,430	
April	6,458	6,472	
May	6,458	6,472	
June	6,458	6,472	

#### QUANTITY METRICS (rolling 12 month period)

	Contract Quantity	Contract Base Number	Contract *	Area Team	Region	England
% of all assessments that were assess and fit appliances (case starts)	263	788	33.4%	49.7%	62.0%	60.4%
% of all assessments that were assess and refuse	106	788	13.5%	12.4%	10.5%	11.4%
% of all assessments that were assess and review	419	788	53.2%	37.9%	27.5%	28.3%
% of case starts with a reported IOTN of 3 and Aesthetic Component of 5 or below	0	263	N/A	0.1%	0.2%	0.1%
% of case starts with a reported IOTN of 3 and Aesthetic Component of 6 or above	22	263	8.4%	2.6%	3.4%	4.0%
% of case starts with a reported IOTN of 4	209	263	79.5%	80.1%	77.8%	77.8%
% of case starts with a reported IOTN of 5	32	263	12.2%	16.0%	17.2%	16.7%
% of concluded courses in receipt of dual-arch fixed appliances	135	245	55.1%	75.0%	73.7%	74.3%
% of concluded courses where treatment was abandoned or discontinued	11	245	4.5%	4.5%	5.5%	6.9%
% of patients satisfied with the treatment they have received	9	9	100.0%	97.3%	96.1%	95.7%

\* Figures in italics indicate that the base number is less than 100.



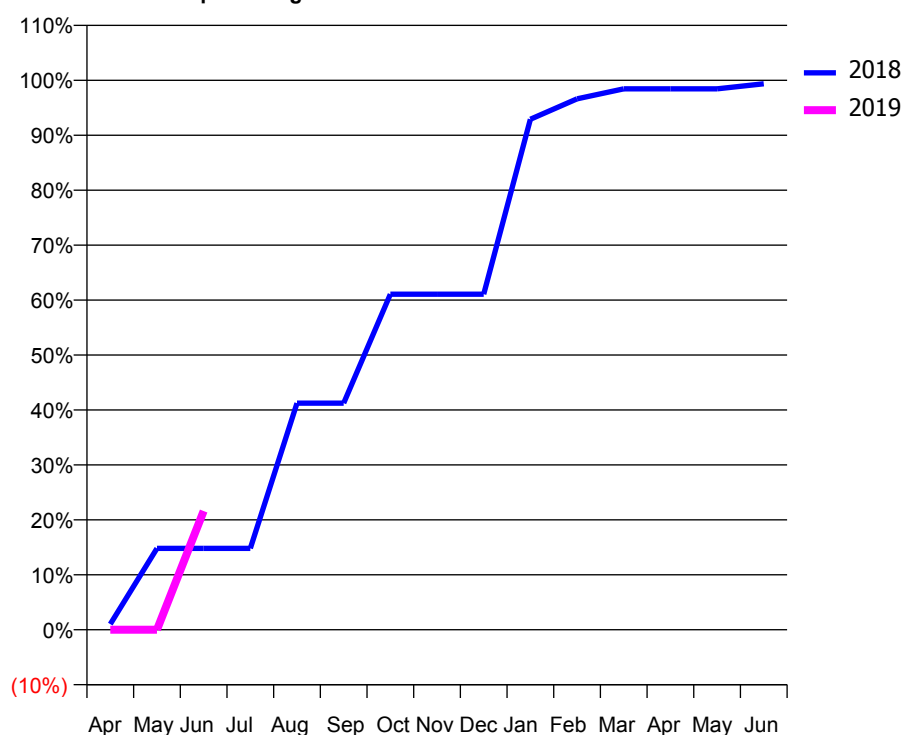
### Q69 - Vital Signs Orthodontic At a Glance Contract Report for 195332/0001 - June 2018

Name or company name	Oxford Orthodontics Ltd	18/19 Contracted general activity (UDA)	0
Contract type name	PDS Contract	Carry forward general activity (UDA)	0
Purpose of contract	Orthodontic	18/19 Contracted orthodontic activity (UOA)	7,784
Contract start date	01/10/2015	Carry forward orthodontic activity (UOA)	0
Contract end date	31/03/2019	Baseline contract value	£499,634.29

ACCESS	Contract	England and Wales
24 month ratio of assessments to patient IDs	1.03	1.09

ACTIVITY	Contract
Contract assess and fit appliances (case starts) as a percentage of Area Team case starts	4.4 %

Cumulative percentage of contracted UOA delivered 2018 & 2019



Month	Adjusted Scheduled Activity (UOA)		
	2017	2018	2019
April	52	80	0
May	439	1,154	0
June	439	1,154	1,683
July	1,446	1,154	
August	1,446	3,210	
September	1,446	3,210	
October	2,428	4,753	
November	2,428	4,753	
December	2,428	4,753	
January	6,338	7,231	
February	6,848	7,521	
March	7,554	7,662	
April	7,759	7,662	
May	7,759	7,662	
June	7,759	7,734	

### QUANTITY METRICS (rolling 12 month period)

	Contract Quantity	Contract Base Number	Contract *	Area Team	Region	England
% of all assessments that were assess and fit appliances (case starts)	371	944	39.3%	49.7%	62.0%	60.4%
% of all assessments that were assess and refuse	297	944	31.5%	12.4%	10.5%	11.4%
% of all assessments that were assess and review	276	944	29.2%	37.9%	27.5%	28.3%
% of case starts with a reported IOTN of 3 and Aesthetic Component of 5 or below	0	371	N/A	0.1%	0.2%	0.1%
% of case starts with a reported IOTN of 3 and Aesthetic Component of 6 or above	10	371	2.7%	2.6%	3.4%	4.0%
% of case starts with a reported IOTN of 4	296	371	79.8%	80.1%	77.8%	77.8%
% of case starts with a reported IOTN of 5	65	371	17.5%	16.0%	17.2%	16.7 %
% of concluded courses in receipt of dual-arch fixed appliances	283	316	89.6%	75.0%	73.7%	74.3%
% of concluded courses where treatment was abandoned or discontinued	14	316	4.4%	4.5%	5.5%	6.9%
% of patients satisfied with the treatment they have received	12	12	100.0%	97.3%	96.1%	95.7%

\* Figures in italics indicate that the base number is less than 100.

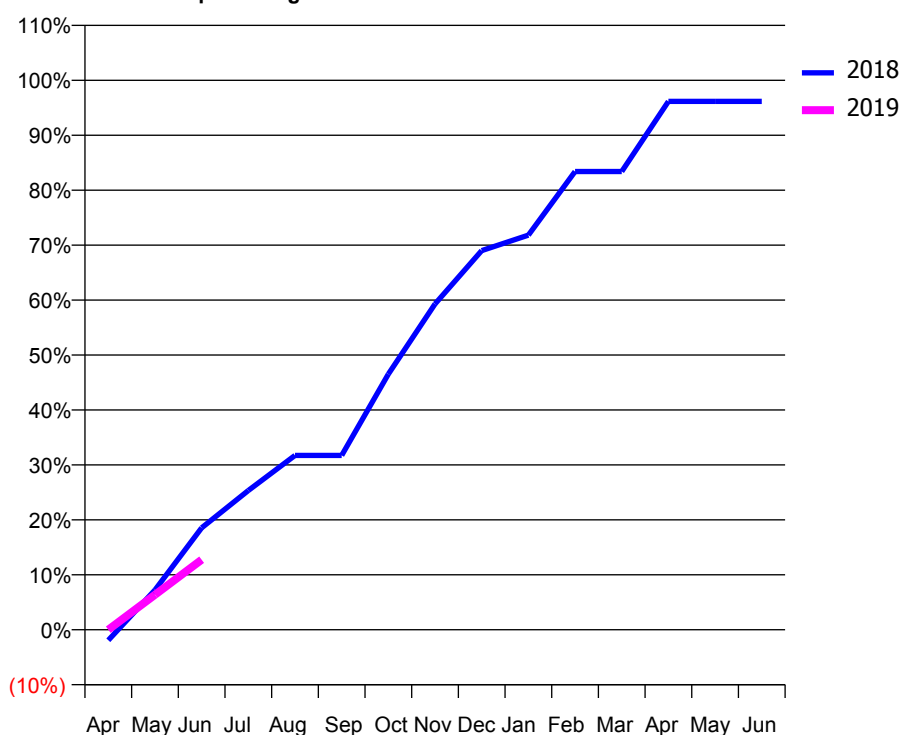
### Q69 - Vital Signs Orthodontic At a Glance Contract Report for 196355/0003 - June 2018

Name or company name	Ortho-Tek Limited	18/19 Contracted general activity (UDA)	0
Contract type name	PDS Contract	Carry forward general activity (UDA)	0
Purpose of contract	Orthodontic	18/19 Contracted orthodontic activity (UOA)	5,265
Contract start date	01/04/2013	Carry forward orthodontic activity (UOA)	0
Contract end date	31/03/2019	Baseline contract value	£337,890.51

ACCESS	Contract	England and Wales
24 month ratio of assessments to patient IDs	1.00	1.09

ACTIVITY	Contract
Contract assess and fit appliances (case starts) as a percentage of Area Team case starts	2.7 %

Cumulative percentage of contracted UOA delivered 2018 & 2019



Month	Adjusted Scheduled Activity (UOA)		
	2017	2018	2019
April	-66	-102	0
May	691	381	336
June	1,028	977	672
July	1,554	1,334	
August	2,184	1,671	
September	2,688	1,671	
October	2,814	2,449	
November	3,385	3,121	
December	3,941	3,633	
January	4,197	3,781	
February	4,533	4,390	
March	4,953	4,390	
April	5,142	5,062	
May	5,163	5,062	
June	5,163	5,062	

#### QUANTITY METRICS (rolling 12 month period)

	Contract Quantity	Contract Base Number	Contract *	Area Team	Region	England
% of all assessments that were assess and fit appliances (case starts)	228	228	100.0%	49.7%	62.0%	60.4%
% of all assessments that were assess and refuse	0	228	0.0%	12.4%	10.5%	11.4%
% of all assessments that were assess and review	0	228	0.0%	37.9%	27.5%	28.3%
% of case starts with a reported IOTN of 3 and Aesthetic Component of 5 or below	1	228	0.4%	0.1%	0.2%	0.1%
% of case starts with a reported IOTN of 3 and Aesthetic Component of 6 or above	11	228	4.8%	2.6%	3.4%	4.0%
% of case starts with a reported IOTN of 4	164	228	71.9%	80.1%	77.8%	77.8%
% of case starts with a reported IOTN of 5	50	228	21.9%	16.0%	17.2%	16.7%
% of concluded courses in receipt of dual-arch fixed appliances	244	279	87.5%	75.0%	73.7%	74.3%
% of concluded courses where treatment was abandoned or discontinued	25	279	9.0%	4.5%	5.5%	6.9%
% of patients satisfied with the treatment they have received	2	2	100.0%	97.3%	96.1%	95.7%

\* Figures in italics indicate that the base number is less than 100.

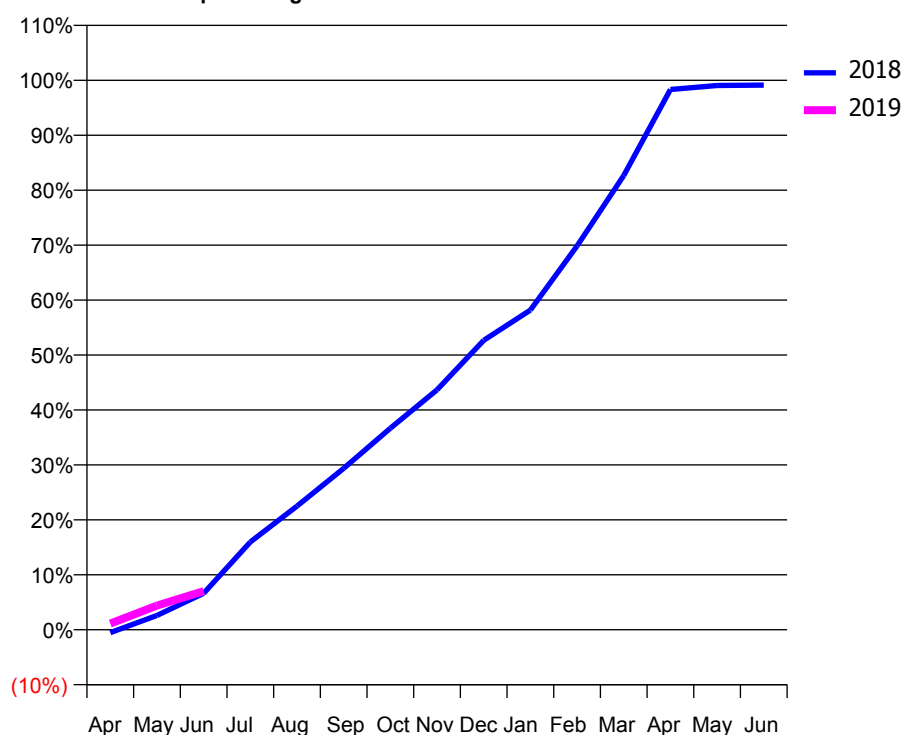
### Q69 - Vital Signs Orthodontic At a Glance Contract Report for 234249/0002 - June 2018

Name or company name	The Orthodontic Centre (Reading) Ltd	18/19 Contracted general activity (UDA)	0
Contract type name	PDS Contract	Carry forward general activity (UDA)	0
Purpose of contract	Orthodontic	18/19 Contracted orthodontic activity (UOA)	32,639
Contract start date	01/04/2013	Carry forward orthodontic activity (UOA)	0
Contract end date	31/03/2019	Baseline contract value	£2,094,812.44

ACCESS	Contract	England and Wales
24 month ratio of assessments to patient IDs	1.06	1.09

ACTIVITY	Contract
Contract assess and fit appliances (case starts) as a percentage of Area Team case starts	17.6 %

Cumulative percentage of contracted UOA delivered 2018 & 2019



Month	Adjusted Scheduled Activity (UOA)		
	2017	2018	2019
April	398	-180	372
May	2,256	855	1,440
June	3,952	2,166	2,290
July	5,909	5,214	
August	7,813	7,350	
September	10,005	9,586	
October	11,818	11,971	
November	13,737	14,253	
December	16,614	17,195	
January	18,758	18,988	
February	21,659	22,800	
March	27,750	26,980	
April	32,087	32,094	
May	32,219	32,329	
June	32,227	32,354	

#### QUANTITY METRICS (rolling 12 month period)

	Contract Quantity	Contract Base Number	Contract *	Area Team	Region	England
% of all assessments that were assess and fit appliances (case starts)	1,483	3,252	45.6%	49.7%	62.0%	60.4%
% of all assessments that were assess and refuse	583	3,252	17.9%	12.4%	10.5%	11.4%
% of all assessments that were assess and review	1,186	3,252	36.5%	37.9%	27.5%	28.3%
% of case starts with a reported IOTN of 3 and Aesthetic Component of 5 or below	0	1,483	N/A	0.1%	0.2%	0.1%
% of case starts with a reported IOTN of 3 and Aesthetic Component of 6 or above	22	1,483	1.5%	2.6%	3.4%	4.0%
% of case starts with a reported IOTN of 4	1,264	1,483	85.2%	80.1%	77.8%	77.8%
% of case starts with a reported IOTN of 5	177	1,483	11.9%	16.0%	17.2%	16.7%
% of concluded courses in receipt of dual-arch fixed appliances	1,037	1,130	91.8%	75.0%	73.7%	74.3%
% of concluded courses where treatment was abandoned or discontinued	31	1,130	2.7%	4.5%	5.5%	6.9%
% of patients satisfied with the treatment they have received	36	37	97.3%	97.3%	96.1%	95.7%

\* Figures in italics indicate that the base number is less than 100.

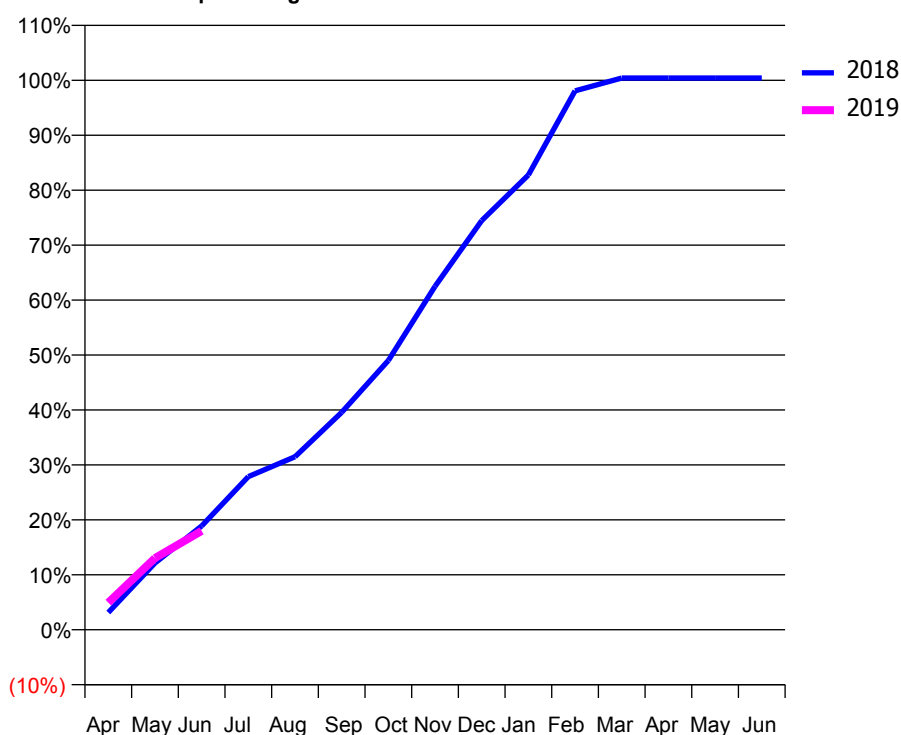
### Q69 - Vital Signs Orthodontic At a Glance Contract Report for 274895/0002 - June 2018

Name or company name	MR AL DAVEY	18/19 Contracted general activity (UDA)	0
Contract type name	PDS Contract	Carry forward general activity (UDA)	0
Purpose of contract	Orthodontic	18/19 Contracted orthodontic activity (UOA)	4,670
Contract start date	01/04/2006	Carry forward orthodontic activity (UOA)	0
Contract end date	31/03/2019	Baseline contract value	£299,754.90

ACCESS	Contract	England and Wales
24 month ratio of assessments to patient IDs	1.03	1.09

ACTIVITY	Contract
Contract assess and fit appliances (case starts) as a percentage of Area Team case starts	2.6 %

Cumulative percentage of contracted UOA delivered 2018 & 2019



Month	Adjusted Scheduled Activity (UOA)		
	2017	2018	2019
April	144	147	231
May	626	567	609
June	957	882	840
July	1,477	1,302	
August	1,957	1,470	
September	2,277	1,848	
October	2,840	2,289	
November	3,199	2,919	
December	3,460	3,477	
January	3,744	3,865	
February	4,143	4,580	
March	4,669	4,689	
April	4,711	4,689	
May	4,711	4,689	
June	4,711	4,689	

#### QUANTITY METRICS (rolling 12 month period)

	Contract Quantity	Contract Base Number	Contract *	Area Team	Region	England
% of all assessments that were assess and fit appliances (case starts)	218	287	76.0%	49.7%	62.0%	60.4%
% of all assessments that were assess and refuse	0	287	0.0%	12.4%	10.5%	11.4%
% of all assessments that were assess and review	69	287	24.0%	37.9%	27.5%	28.3%
% of case starts with a reported IOTN of 3 and Aesthetic Component of 5 or below	0	218	N/A	0.1%	0.2%	0.1%
% of case starts with a reported IOTN of 3 and Aesthetic Component of 6 or above	0	218	N/A	2.6%	3.4%	4.0%
% of case starts with a reported IOTN of 4	187	218	85.8%	80.1%	77.8%	77.8%
% of case starts with a reported IOTN of 5	31	218	14.2%	16.0%	17.2%	16.7 %
% of concluded courses in receipt of dual-arch fixed appliances	201	204	98.5%	75.0%	73.7%	74.3%
% of concluded courses where treatment was abandoned or discontinued	3	204	1.5%	4.5%	5.5%	6.9%
% of patients satisfied with the treatment they have received	11	12	91.7%	97.3%	96.1%	95.7%

\* Figures in italics indicate that the base number is less than 100.

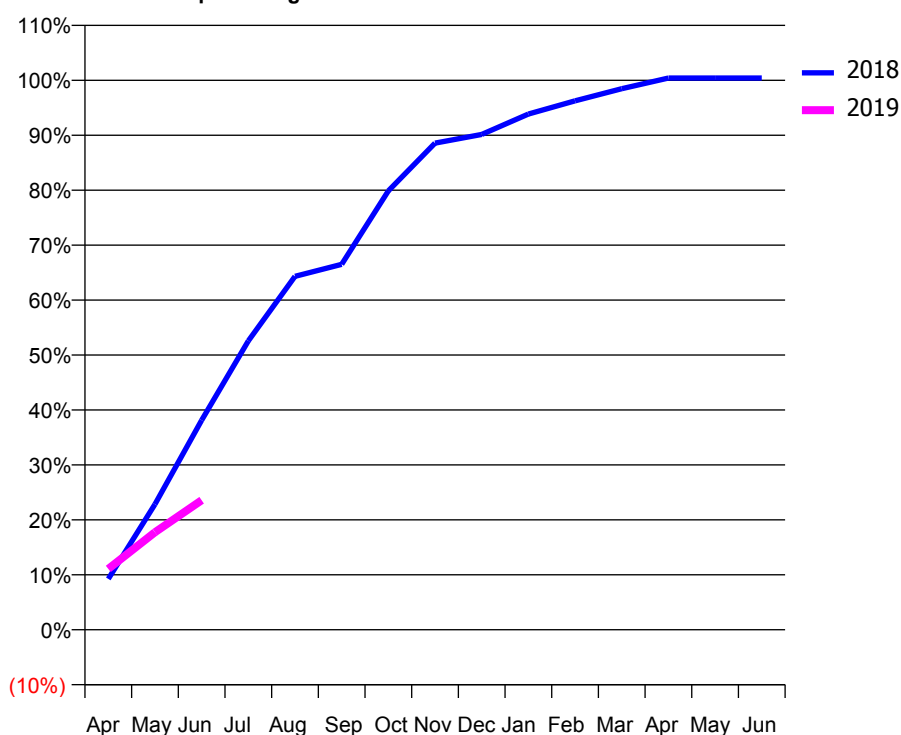
### Q69 - Vital Signs Orthodontic At a Glance Contract Report for 351458/0002 - June 2018

Name or company name	Temple Square Dental Ltd	18/19 Contracted general activity (UDA)	0
Contract type name	PDS Contract	Carry forward general activity (UDA)	0
Purpose of contract	Orthodontic	18/19 Contracted orthodontic activity (UOA)	2,940
Contract start date	01/04/2006	Carry forward orthodontic activity (UOA)	0
Contract end date	31/03/2019	Baseline contract value	£188,710.79

ACCESS	Contract	England and Wales
24 month ratio of assessments to patient IDs	1.04	1.09

ACTIVITY	Contract
Contract assess and fit appliances (case starts) as a percentage of Area Team case starts	1.4 %

Cumulative percentage of contracted UOA delivered 2018 & 2019



Month	Adjusted Scheduled Activity (UOA)		
	2017	2018	2019
April	217	272	326
May	476	672	522
June	656	1,121	693
July	957	1,546	
August	1,303	1,891	
September	1,581	1,955	
October	1,837	2,348	
November	2,077	2,604	
December	2,268	2,650	
January	2,629	2,759	
February	2,928	2,830	
March	2,933	2,895	
April	2,933	2,952	
May	2,933	2,952	
June	2,933	2,952	

#### QUANTITY METRICS (rolling 12 month period)

	Contract Quantity	Contract Base Number	Contract *	Area Team	Region	England
% of all assessments that were assess and fit appliances (case starts)	116	204	56.9%	49.7%	62.0%	60.4%
% of all assessments that were assess and refuse	4	204	2.0%	12.4%	10.5%	11.4%
% of all assessments that were assess and review	84	204	41.2%	37.9%	27.5%	28.3%
% of case starts with a reported IOTN of 3 and Aesthetic Component of 5 or below	0	116	N/A	0.1%	0.2%	0.1%
% of case starts with a reported IOTN of 3 and Aesthetic Component of 6 or above	4	116	3.4%	2.6%	3.4%	4.0%
% of case starts with a reported IOTN of 4	91	116	78.4%	80.1%	77.8%	77.8%
% of case starts with a reported IOTN of 5	21	116	18.1%	16.0%	17.2%	16.7%
% of concluded courses in receipt of dual-arch fixed appliances	112	129	86.8%	75.0%	73.7%	74.3%
% of concluded courses where treatment was abandoned or discontinued	7	129	5.4%	4.5%	5.5%	6.9%
% of patients satisfied with the treatment they have received	7	8	87.5%	97.3%	96.1%	95.7%

\* Figures in italics indicate that the base number is less than 100.

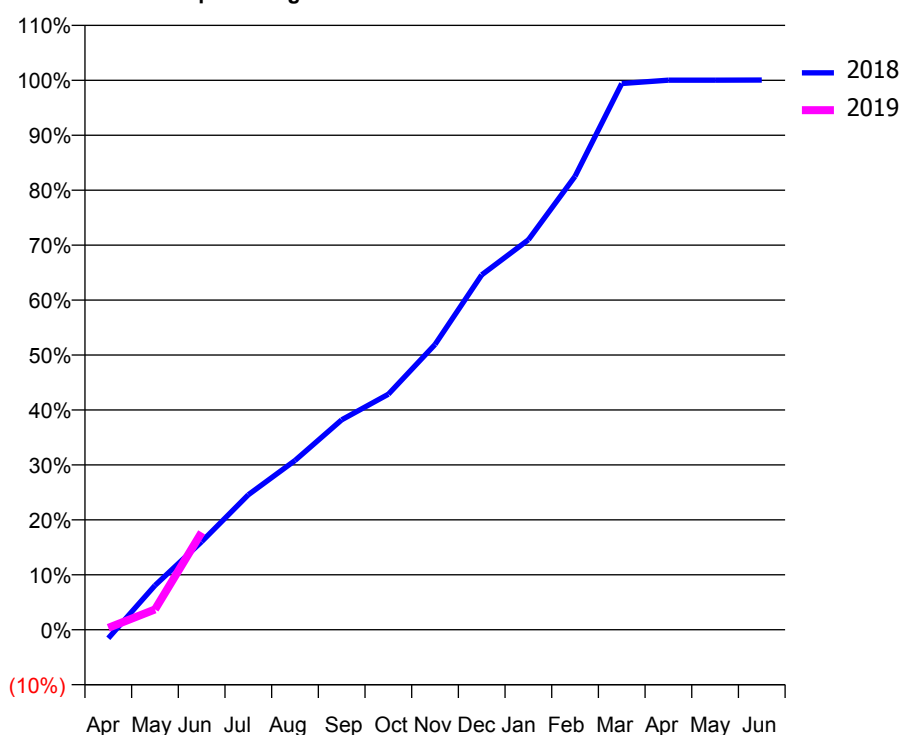
### Q69 - Vital Signs Orthodontic At a Glance Contract Report for 657131/0002 - June 2018

Name or company name	MR PO ILORI	18/19 Contracted general activity (UDA)	0
Contract type name	PDS Contract	Carry forward general activity (UDA)	0
Purpose of contract	Orthodontic	18/19 Contracted orthodontic activity (UOA)	19,286
Contract start date	01/04/2015	Carry forward orthodontic activity (UOA)	0
Contract end date	31/03/2019	Baseline contract value	£1,237,917.13

ACCESS	Contract	England and Wales
24 month ratio of assessments to patient IDs	1.05	1.09

ACTIVITY	Contract
Contract assess and fit appliances (case starts) as a percentage of Area Team case starts	10.6 %

Cumulative percentage of contracted UOA delivered 2018 & 2019



Month	Adjusted Scheduled Activity (UOA)		
	2017	2018	2019
April	0	-303	66
May	0	1,557	714
June	623	3,089	3,419
July	2,773	4,740	
August	3,438	5,942	
September	5,267	7,369	
October	6,925	8,269	
November	9,051	10,015	
December	10,381	12,456	
January	12,177	13,687	
February	15,506	15,915	
March	18,344	19,172	
April	18,983	19,289	
May	18,983	19,290	
June	18,983	19,293	

#### QUANTITY METRICS (rolling 12 month period)

	Contract Quantity	Contract Base Number	Contract *	Area Team	Region	England
% of all assessments that were assess and fit appliances (case starts)	892	1,831	48.7%	49.7%	62.0%	60.4%
% of all assessments that were assess and refuse	16	1,831	0.9%	12.4%	10.5%	11.4%
% of all assessments that were assess and review	923	1,831	50.4%	37.9%	27.5%	28.3%
% of case starts with a reported IOTN of 3 and Aesthetic Component of 5 or below	4	892	0.4%	0.1%	0.2%	0.1%
% of case starts with a reported IOTN of 3 and Aesthetic Component of 6 or above	31	892	3.5%	2.6%	3.4%	4.0%
% of case starts with a reported IOTN of 4	657	892	73.7%	80.1%	77.8%	77.8%
% of case starts with a reported IOTN of 5	200	892	22.4%	16.0%	17.2%	16.7%
% of concluded courses in receipt of dual-arch fixed appliances	941	987	95.3%	75.0%	73.7%	74.3%
% of concluded courses where treatment was abandoned or discontinued	43	987	4.4%	4.5%	5.5%	6.9%
% of patients satisfied with the treatment they have received	28	28	100.0%	97.3%	96.1%	95.7%

\* Figures in italics indicate that the base number is less than 100.

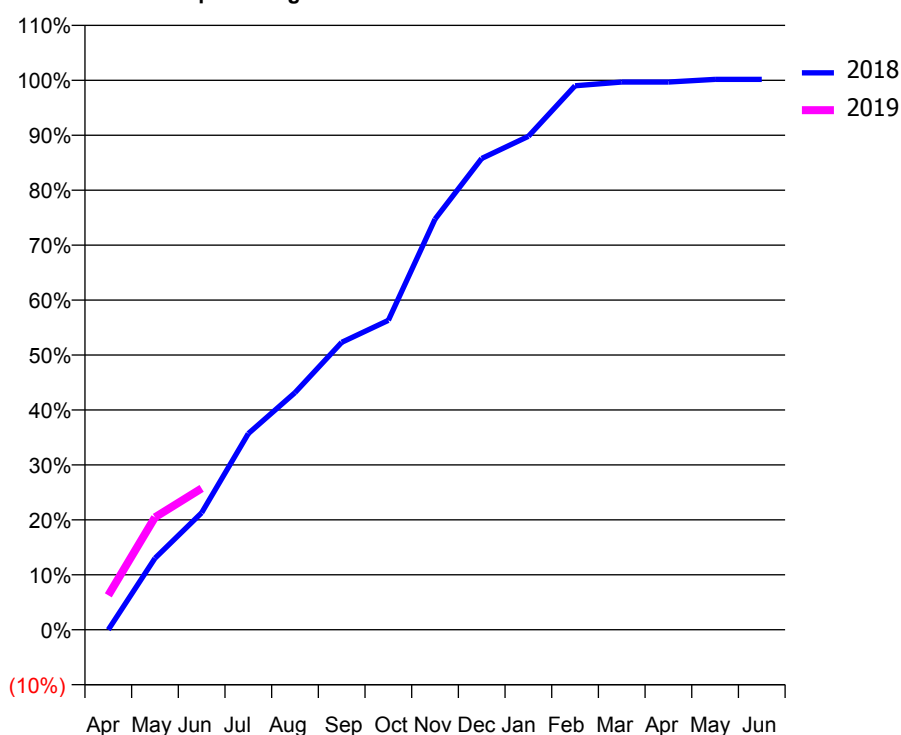
### Q69 - Vital Signs Orthodontic At a Glance Contract Report for 754390/0001 - June 2018

Name or company name	MR MD NORTHWOOD	18/19 Contracted general activity (UDA)	0
Contract type name	PDS Contract	Carry forward general activity (UDA)	0
Purpose of contract	Orthodontic	18/19 Contracted orthodontic activity (UOA)	12,740
Contract start date	01/04/2006	Carry forward orthodontic activity (UOA)	0
Contract end date	31/03/2019	Baseline contract value	£817,746.77

ACCESS	Contract	England and Wales
24 month ratio of assessments to patient IDs	1.47	1.09

ACTIVITY	Contract
Contract assess and fit appliances (case starts) as a percentage of Area Team case starts	6.8 %

Cumulative percentage of contracted UOA delivered 2018 & 2019



Month	Adjusted Scheduled Activity (UOA)		
	2017	2018	2019
April	-93	0	798
May	604	1,659	2,609
June	799	2,714	3,280
July	1,641	4,550	
August	3,654	5,497	
September	5,373	6,665	
October	5,985	7,174	
November	7,012	9,520	
December	8,291	10,926	
January	9,528	11,441	
February	10,441	12,612	
March	12,257	12,698	
April	12,447	12,698	
May	12,763	12,761	
June	12,764	12,761	

#### QUANTITY METRICS (rolling 12 month period)

	Contract Quantity	Contract Base Number	Contract *	Area Team	Region	England
% of all assessments that were assess and fit appliances (case starts)	575	1,878	30.6%	49.7%	62.0%	60.4%
% of all assessments that were assess and refuse	213	1,878	11.3%	12.4%	10.5%	11.4%
% of all assessments that were assess and review	1,090	1,878	58.0%	37.9%	27.5%	28.3%
% of case starts with a reported IOTN of 3 and Aesthetic Component of 5 or below	0	575	N/A	0.1%	0.2%	0.1%
% of case starts with a reported IOTN of 3 and Aesthetic Component of 6 or above	6	575	1.0%	2.6%	3.4%	4.0%
% of case starts with a reported IOTN of 4	553	575	96.2%	80.1%	77.8%	77.8%
% of case starts with a reported IOTN of 5	9	575	1.6%	16.0%	17.2%	16.7%
% of concluded courses in receipt of dual-arch fixed appliances	450	481	93.6%	75.0%	73.7%	74.3%
% of concluded courses where treatment was abandoned or discontinued	13	481	2.7%	4.5%	5.5%	6.9%
% of patients satisfied with the treatment they have received	24	24	100.0%	97.3%	96.1%	95.7%

\* Figures in italics indicate that the base number is less than 100.

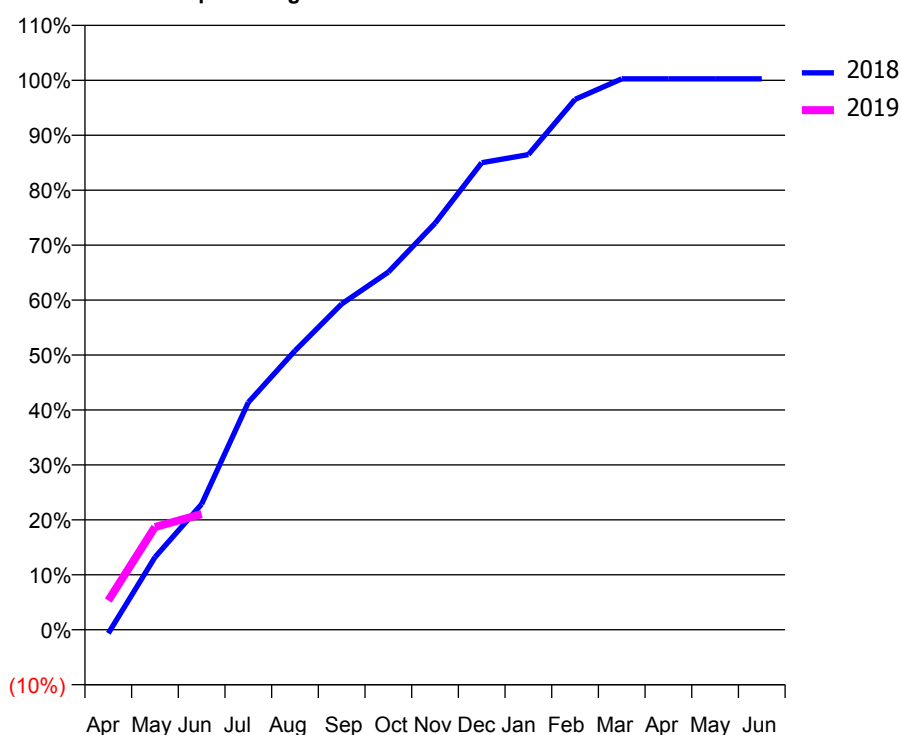
### Q69 - Vital Signs Orthodontic At a Glance Contract Report for 754668/0001 - June 2018

Name or company name	MISS FM LEAHY	18/19 Contracted general activity (UDA)	0
Contract type name	PDS Contract	Carry forward general activity (UDA)	0
Purpose of contract	Orthodontic	18/19 Contracted orthodontic activity (UOA)	4,482
Contract start date	01/04/2006	Carry forward orthodontic activity (UOA)	0
Contract end date	31/03/2019	Baseline contract value	£287,687.67

ACCESS	Contract	England and Wales
24 month ratio of assessments to patient IDs	1.21	1.09

ACTIVITY	Contract
Contract assess and fit appliances (case starts) as a percentage of Area Team case starts	2.3 %

Cumulative percentage of contracted UOA delivered 2018 & 2019



Month	Adjusted Scheduled Activity (UOA)		
	2017	2018	2019
April	358	-30	239
May	741	592	838
June	877	1,025	943
July	1,276	1,855	
August	1,988	2,276	
September	2,274	2,658	
October	2,565	2,918	
November	3,001	3,316	
December	3,301	3,810	
January	3,604	3,876	
February	3,884	4,326	
March	4,053	4,494	
April	4,074	4,494	
May	4,452	4,494	
June	4,453	4,494	

#### QUANTITY METRICS (rolling 12 month period)

	Contract Quantity	Contract Base Number	Contract *	Area Team	Region	England
% of all assessments that were assess and fit appliances (case starts)	192	604	31.8%	49.7%	62.0%	60.4%
% of all assessments that were assess and refuse	111	604	18.4%	12.4%	10.5%	11.4%
% of all assessments that were assess and review	301	604	49.8%	37.9%	27.5%	28.3%
% of case starts with a reported IOTN of 3 and Aesthetic Component of 5 or below	0	192	N/A	0.1%	0.2%	0.1%
% of case starts with a reported IOTN of 3 and Aesthetic Component of 6 or above	13	192	6.8%	2.6%	3.4%	4.0%
% of case starts with a reported IOTN of 4	137	192	71.4%	80.1%	77.8%	77.8%
% of case starts with a reported IOTN of 5	42	192	21.9%	16.0%	17.2%	16.7%
% of concluded courses in receipt of dual-arch fixed appliances	152	165	92.1%	75.0%	73.7%	74.3%
% of concluded courses where treatment was abandoned or discontinued	7	165	4.2%	4.5%	5.5%	6.9%
% of patients satisfied with the treatment they have received	6	6	100.0%	97.3%	96.1%	95.7%

\* Figures in italics indicate that the base number is less than 100.



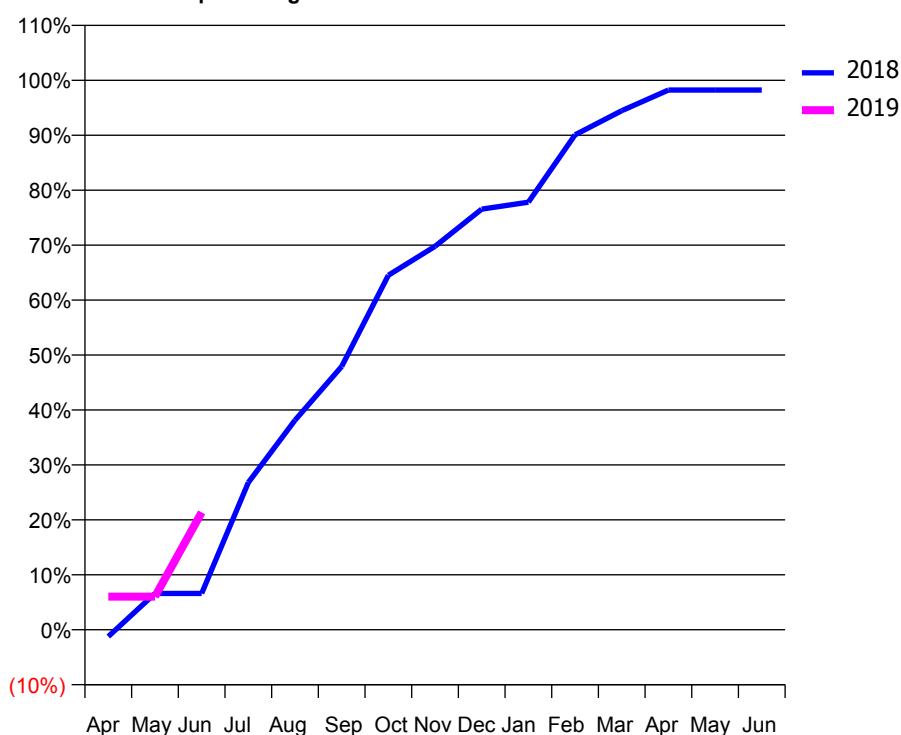
### Q69 - Vital Signs Orthodontic At a Glance Contract Report for 775215/0009 - June 2018

Name or company name	MR C PATEL	18/19 Contracted general activity (UDA)	0
Contract type name	PDS Contract	Carry forward general activity (UDA)	0
Purpose of contract	Orthodontic	18/19 Contracted orthodontic activity (UOA)	1,843
Contract start date	01/04/2013	Carry forward orthodontic activity (UOA)	0
Contract end date	31/03/2019	Baseline contract value	£118,317.83

ACCESS	Contract	England and Wales
24 month ratio of assessments to patient IDs	1.27	1.09

ACTIVITY	Contract
Contract assess and fit appliances (case starts) as a percentage of Area Team case starts	1.1 %

Cumulative percentage of contracted UOA delivered 2018 & 2019



Month	Adjusted Scheduled Activity (UOA)		
	2017	2018	2019
April	-3	-23	111
May	127	122	111
June	186	122	394
July	398	494	
August	537	703	
September	610	883	
October	916	1,189	
November	1,059	1,286	
December	1,271	1,411	
January	1,381	1,434	
February	1,497	1,660	
March	1,681	1,741	
April	1,774	1,810	
May	1,774	1,810	
June	1,774	1,810	

#### QUANTITY METRICS (rolling 12 month period)

	Contract Quantity	Contract Base Number	Contract *	Area Team	Region	England
% of all assessments that were assess and fit appliances (case starts)	91	279	32.6%	49.7%	62.0%	60.4%
% of all assessments that were assess and refuse	54	279	19.4%	12.4%	10.5%	11.4%
% of all assessments that were assess and review	134	279	48.0%	37.9%	27.5%	28.3%
% of case starts with a reported IOTN of 3 and Aesthetic Component of 5 or below	0	91	<i>N/A</i>	0.1%	0.2%	0.1%
% of case starts with a reported IOTN of 3 and Aesthetic Component of 6 or above	3	91	3.3%	2.6%	3.4%	4.0%
% of case starts with a reported IOTN of 4	74	91	81.3%	80.1%	77.8%	77.8%
% of case starts with a reported IOTN of 5	14	91	15.4%	16.0%	17.2%	16.7 %
% of concluded courses in receipt of dual-arch fixed appliances	6	74	8.1%	75.0%	73.7%	74.3%
% of concluded courses where treatment was abandoned or discontinued	18	74	24.3%	4.5%	5.5%	6.9%
% of patients satisfied with the treatment they have received	6	6	100.0%	97.3%	96.1%	95.7%

\* Figures in italics indicate that the base number is less than 100.

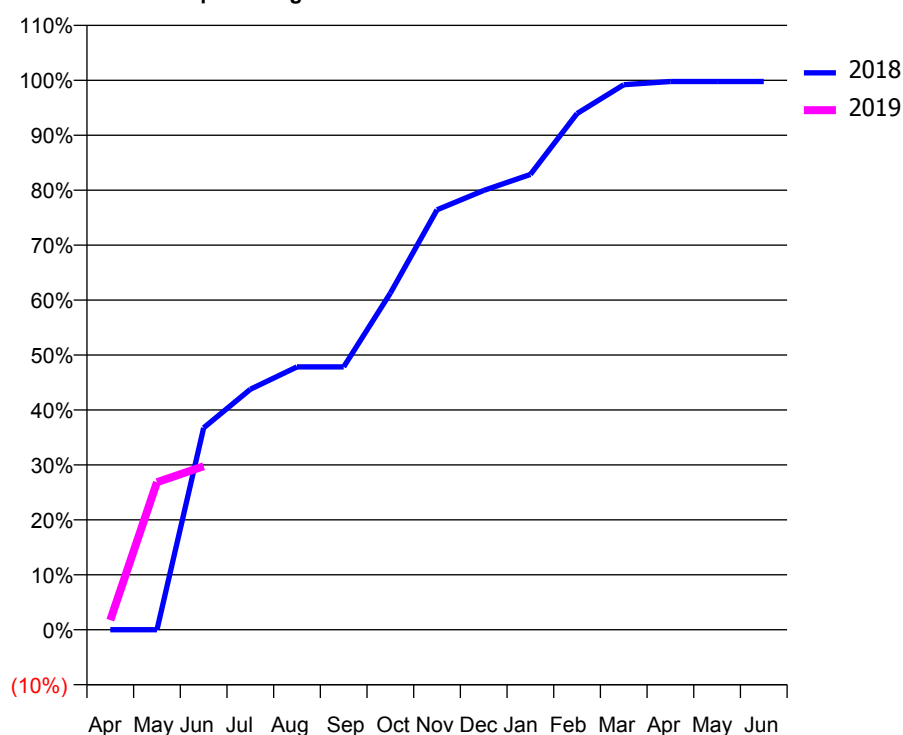
### Q69 - Vital Signs Orthodontic At a Glance Contract Report for 803480/0003 - June 2018

Name or company name	MR MY CHEUNG	18/19 Contracted general activity (UDA)	0
Contract type name	PDS Contract	Carry forward general activity (UDA)	0
Purpose of contract	Orthodontic	18/19 Contracted orthodontic activity (UOA)	3,599
Contract start date	01/04/2013	Carry forward orthodontic activity (UOA)	0
Contract end date	31/03/2019	Baseline contract value	£230,990.32

ACCESS	Contract	England and Wales
24 month ratio of assessments to patient IDs	1.00	1.09

ACTIVITY	Contract
Contract assess and fit appliances (case starts) as a percentage of Area Team case starts	1.9 %

Cumulative percentage of contracted UOA delivered 2018 & 2019



Month	Adjusted Scheduled Activity (UOA)		
	2017	2018	2019
April	69	0	63
May	323	0	966
June	491	1,323	1,071
July	974	1,575	
August	1,511	1,722	
September	1,758	1,722	
October	2,227	2,205	
November	2,826	2,751	
December	3,016	2,877	
January	3,122	2,982	
February	3,487	3,381	
March	3,613	3,570	
April	3,613	3,591	
May	3,613	3,591	
June	3,613	3,591	

#### QUANTITY METRICS (rolling 12 month period)

	Contract Quantity	Contract Base Number	Contract *	Area Team	Region	England
% of all assessments that were assess and fit appliances (case starts)	159	159	100.0%	49.7%	62.0%	60.4%
% of all assessments that were assess and refuse	0	159	0.0%	12.4%	10.5%	11.4%
% of all assessments that were assess and review	0	159	0.0%	37.9%	27.5%	28.3%
% of case starts with a reported IOTN of 3 and Aesthetic Component of 5 or below	3	159	1.9%	0.1%	0.2%	0.1%
% of case starts with a reported IOTN of 3 and Aesthetic Component of 6 or above	7	159	4.4%	2.6%	3.4%	4.0%
% of case starts with a reported IOTN of 4	121	159	76.1%	80.1%	77.8%	77.8%
% of case starts with a reported IOTN of 5	28	159	17.6%	16.0%	17.2%	16.7%
% of concluded courses in receipt of dual-arch fixed appliances	118	126	93.7%	75.0%	73.7%	74.3%
% of concluded courses where treatment was abandoned or discontinued	8	126	6.3%	4.5%	5.5%	6.9%
% of patients satisfied with the treatment they have received	5	5	100.0%	97.3%	96.1%	95.7%

\* Figures in italics indicate that the base number is less than 100.

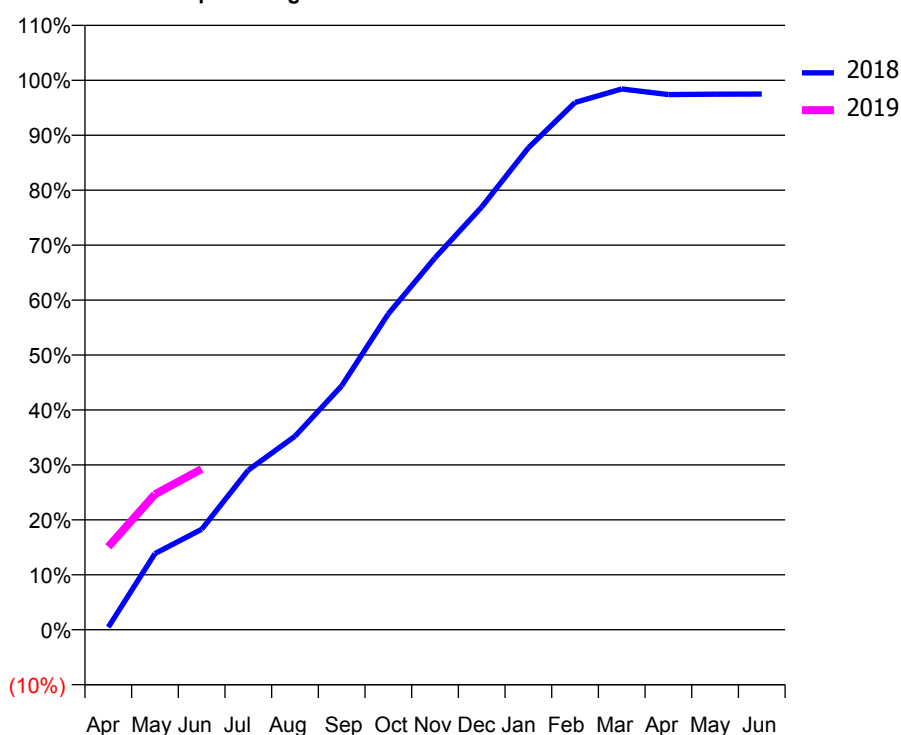
### Q69 - Vital Signs Orthodontic At a Glance Contract Report for 839175/0005 - June 2018

Name or company name	MR U BOSE	18/19 Contracted general activity (UDA)	0
Contract type name	PDS Contract	Carry forward general activity (UDA)	0
Purpose of contract	Orthodontic	18/19 Contracted orthodontic activity (UOA)	5,391
Contract start date	01/04/2013	Carry forward orthodontic activity (UOA)	0
Contract end date	31/03/2019	Baseline contract value	£346,035.29

ACCESS	Contract	England and Wales
24 month ratio of assessments to patient IDs	1.41	1.09

ACTIVITY	Contract
Contract assess and fit appliances (case starts) as a percentage of Area Team case starts	3.3 %

Cumulative percentage of contracted UOA delivered 2018 & 2019



Month	Adjusted Scheduled Activity (UOA)		
	2017	2018	2019
April	118	26	814
May	536	748	1,330
June	1,105	986	1,577
July	1,673	1,567	
August	2,186	1,899	
September	2,796	2,393	
October	3,107	3,100	
November	3,427	3,649	
December	3,608	4,148	
January	4,227	4,729	
February	4,765	5,174	
March	4,963	5,306	
April	5,303	5,250	
May	5,329	5,255	
June	5,332	5,256	

#### QUANTITY METRICS (rolling 12 month period)

	Contract Quantity	Contract Base Number	Contract *	Area Team	Region	England
% of all assessments that were assess and fit appliances (case starts)	276	481	57.4%	49.7%	62.0%	60.4%
% of all assessments that were assess and refuse	22	481	4.6%	12.4%	10.5%	11.4%
% of all assessments that were assess and review	183	481	38.0%	37.9%	27.5%	28.3%
% of case starts with a reported IOTN of 3 and Aesthetic Component of 5 or below	0	276	N/A	0.1%	0.2%	0.1%
% of case starts with a reported IOTN of 3 and Aesthetic Component of 6 or above	8	276	2.9%	2.6%	3.4%	4.0%
% of case starts with a reported IOTN of 4	221	276	80.1%	80.1%	77.8%	77.8%
% of case starts with a reported IOTN of 5	46	276	16.7%	16.0%	17.2%	16.7%
% of concluded courses in receipt of dual-arch fixed appliances	0	152	N/A	75.0%	73.7%	74.3%
% of concluded courses where treatment was abandoned or discontinued	3	152	2.0%	4.5%	5.5%	6.9%
% of patients satisfied with the treatment they have received	5	6	83.3%	97.3%	96.1%	95.7%

\* Figures in italics indicate that the base number is less than 100.

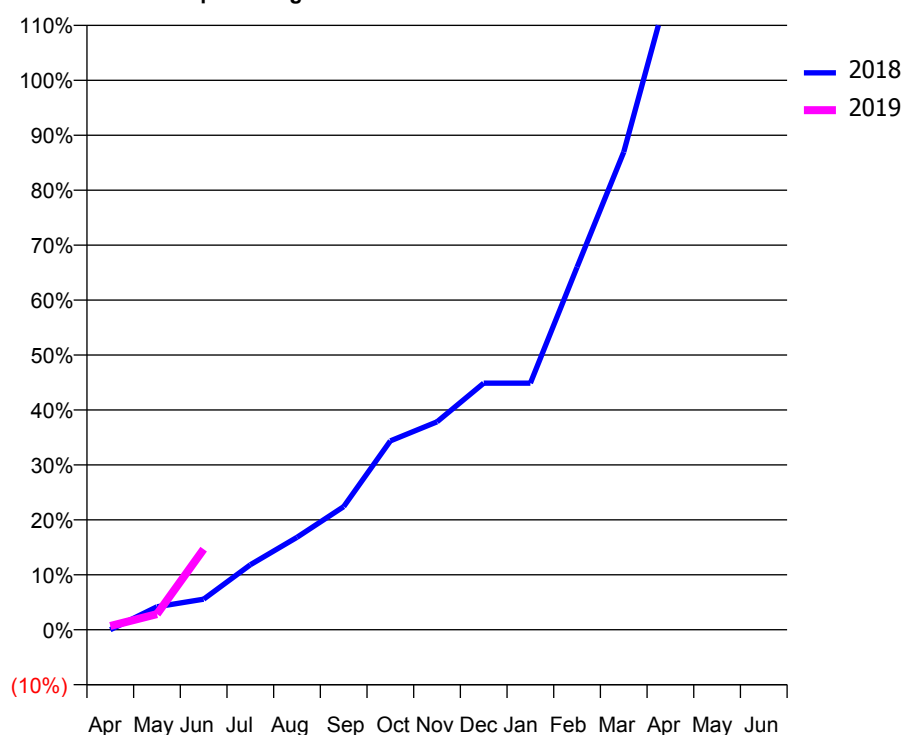
### Q70 - Vital Signs Orthodontic At a Glance Contract Report for 101338/0091 - June 2018

Name or company name	Whitecross Dental Care Limited	18/19 Contracted general activity (UDA)	0
Contract type name	PDS Contract	Carry forward general activity (UDA)	0
Purpose of contract	Orthodontic	18/19 Contracted orthodontic activity (UOA)	3,017
Contract start date	20/07/2009	Carry forward orthodontic activity (UOA)	0
Contract end date	31/03/2019	Baseline contract value	£181,638.53

ACCESS	Contract	England and Wales
24 month ratio of assessments to patient IDs	1.03	1.09

ACTIVITY	Contract
Contract assess and fit appliances (case starts) as a percentage of Area Team case starts	2.2 %

Cumulative percentage of contracted UOA delivered 2018 & 2019



Month	Adjusted Scheduled Activity (UOA)		
	2017	2018	2019
April	-62	0	21
May	-62	126	86
June	-62	168	443
July	-62	357	
August	-62	508	
September	-62	676	
October	-62	1,037	
November	131	1,142	
December	2,718	1,354	
January	2,949	1,354	
February	3,339	1,991	
March	3,423	2,623	
April	3,553	3,557	
May	3,574	3,557	
June	3,574	3,578	

#### QUANTITY METRICS (rolling 12 month period)

	Contract Quantity	Contract Base Number	Contract *	Area Team	Region	England
% of all assessments that were assess and fit appliances (case starts)	186	240	77.5%	56.2%	62.0%	60.4%
% of all assessments that were assess and refuse	10	240	4.2%	15.2%	10.5%	11.4%
% of all assessments that were assess and review	44	240	18.3%	28.6%	27.5%	28.3%
% of case starts with a reported IOTN of 3 and Aesthetic Component of 5 or below	0	186	N/A	0.6%	0.2%	0.1%
% of case starts with a reported IOTN of 3 and Aesthetic Component of 6 or above	0	186	N/A	4.5%	3.4%	4.0%
% of case starts with a reported IOTN of 4	85	186	45.7%	75.5%	77.8%	77.8%
% of case starts with a reported IOTN of 5	33	186	17.7%	17.9%	17.2%	16.7 %
% of concluded courses in receipt of dual-arch fixed appliances	66	192	34.4%	73.3%	73.7%	74.3%
% of concluded courses where treatment was abandoned or discontinued	18	192	9.4%	7.5%	5.5%	6.9%
% of patients satisfied with the treatment they have received	7	9	77.8%	94.5%	96.1%	95.7%

\* Figures in italics indicate that the base number is less than 100.

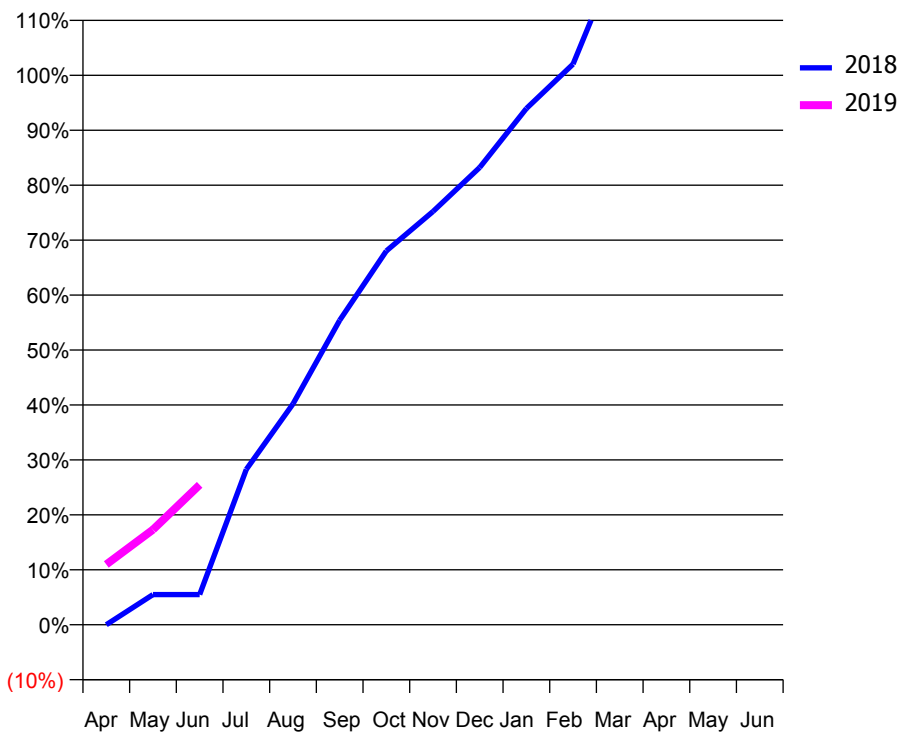
### Q70 - Vital Signs Orthodontic At a Glance Contract Report for 102938/0001 - June 2018

Name or company name	Milford Dental Practice Partnership	18/19 Contracted general activity (UDA)	10,405
Contract type name	GDS Contract	Carry forward general activity (UDA)	0
Purpose of contract	Orthodontic	18/19 Contracted orthodontic activity (UOA)	2,368
Contract start date	01/04/2011	Carry forward orthodontic activity (UOA)	0
Contract end date		Baseline contract value	£398,765.39

ACCESS	Contract	England and Wales
24 month ratio of assessments to patient IDs	1.00	1.09

ACTIVITY	Contract
Contract assess and fit appliances (case starts) as a percentage of Area Team case starts	1.9 %

Cumulative percentage of contracted UOA delivered 2018 & 2019



Month	Adjusted Scheduled Activity (UOA)		
	2017	2018	2019
April	158	0	260
May	475	130	410
June	583	130	603
July	904	670	
August	1,072	952	
September	1,242	1,312	
October	1,242	1,611	
November	1,242	1,781	
December	1,821	1,971	
January	2,074	2,225	
February	2,289	2,416	
March	2,478	2,904	
April	2,585	2,904	
May	2,586	2,904	
June	2,586	2,904	

#### QUANTITY METRICS (rolling 12 month period)

	Contract Quantity	Contract Base Number	Contract *	Area Team	Region	England
% of all assessments that were assess and fit appliances (case starts)	162	206	78.6%	56.2%	62.0%	60.4%
% of all assessments that were assess and refuse	15	206	7.3%	15.2%	10.5%	11.4%
% of all assessments that were assess and review	29	206	14.1%	28.6%	27.5%	28.3%
% of case starts with a reported IOTN of 3 and Aesthetic Component of 5 or below	0	162	N/A	0.6%	0.2%	0.1%
% of case starts with a reported IOTN of 3 and Aesthetic Component of 6 or above	3	162	1.9%	4.5%	3.4%	4.0%
% of case starts with a reported IOTN of 4	131	162	80.9%	75.5%	77.8%	77.8%
% of case starts with a reported IOTN of 5	28	162	17.3%	17.9%	17.2%	16.7 %
% of concluded courses in receipt of dual-arch fixed appliances	121	138	87.7%	73.3%	73.7%	74.3%
% of concluded courses where treatment was abandoned or discontinued	12	138	8.7%	7.5%	5.5%	6.9%
% of patients satisfied with the treatment they have received	7	7	100.0%	94.5%	96.1%	95.7%

\* Figures in italics indicate that the base number is less than 100.

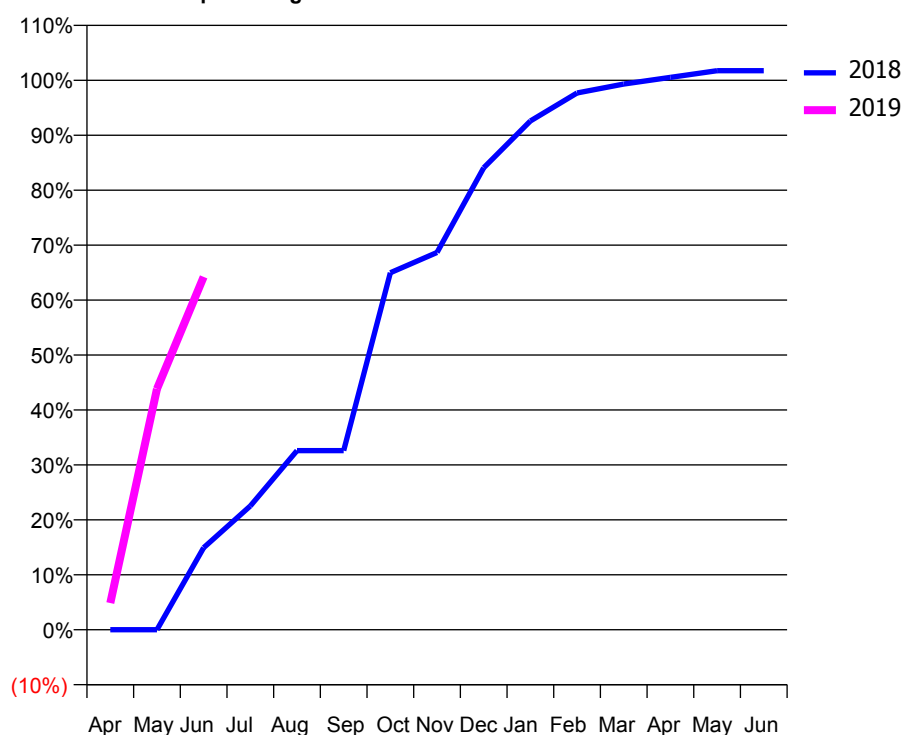
### Q70 - Vital Signs Orthodontic At a Glance Contract Report for 106488/0002 - June 2018

Name or company name	Solent House Dental Centre	18/19 Contracted general activity (UDA)	0
Contract type name	PDS Contract	Carry forward general activity (UDA)	0
Purpose of contract	Orthodontic	18/19 Contracted orthodontic activity (UOA)	1,727
Contract start date	01/04/2015	Carry forward orthodontic activity (UOA)	0
Contract end date	31/03/2019	Baseline contract value	£103,709.47

ACCESS	Contract	England and Wales
24 month ratio of assessments to patient IDs	1.01	1.09

ACTIVITY	Contract
Contract assess and fit appliances (case starts) as a percentage of Area Team case starts	1.5 %

Cumulative percentage of contracted UOA delivered 2018 & 2019



Month	Adjusted Scheduled Activity (UOA)		
	2017	2018	2019
April	-25	0	84
May	308	0	757
June	309	258	1,109
July	568	389	
August	896	563	
September	1,108	563	
October	1,276	1,122	
November	1,446	1,186	
December	1,657	1,452	
January	1,847	1,599	
February	1,975	1,687	
March	2,060	1,715	
April	2,060	1,736	
May	2,060	1,757	
June	2,086	1,757	

### QUANTITY METRICS (rolling 12 month period)

	Contract Quantity	Contract Base Number	Contract *	Area Team	Region	England
% of all assessments that were assess and fit appliances (case starts)	127	174	73.0%	56.2%	62.0%	60.4%
% of all assessments that were assess and refuse	25	174	14.4%	15.2%	10.5%	11.4%
% of all assessments that were assess and review	22	174	12.6%	28.6%	27.5%	28.3%
% of case starts with a reported IOTN of 3 and Aesthetic Component of 5 or below	0	127	N/A	0.6%	0.2%	0.1%
% of case starts with a reported IOTN of 3 and Aesthetic Component of 6 or above	0	127	N/A	4.5%	3.4%	4.0%
% of case starts with a reported IOTN of 4	107	127	84.3%	75.5%	77.8%	77.8%
% of case starts with a reported IOTN of 5	20	127	15.7%	17.9%	17.2%	16.7 %
% of concluded courses in receipt of dual-arch fixed appliances	71	78	91.0%	73.3%	73.7%	74.3%
% of concluded courses where treatment was abandoned or discontinued	5	78	6.4%	7.5%	5.5%	6.9%
% of patients satisfied with the treatment they have received	8	9	88.9%	94.5%	96.1%	95.7%

\* Figures in italics indicate that the base number is less than 100.

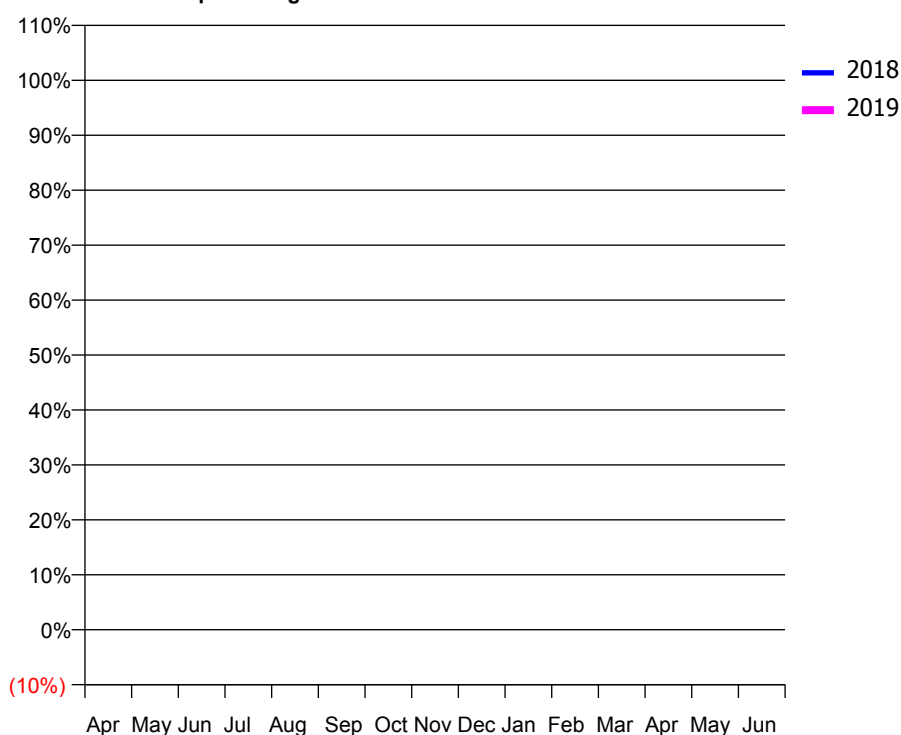
### Q70 - Vital Signs Orthodontic At a Glance Contract Report for 116718/0001 - June 2018

Name or company name	St James Dental Practice Partnership	18/19 Contracted general activity (UDA)	21,572
Contract type name	Pilot Contract	Carry forward general activity (UDA)	0
Purpose of contract	General and Orthodontic	18/19 Contracted orthodontic activity (UOA)	0
Contract start date	01/01/2011	Carry forward orthodontic activity (UOA)	0
Contract end date		Baseline contract value	£1,865,107.06

ACCESS	Contract	England and Wales
24 month ratio of assessments to patient IDs	1.02	1.09

ACTIVITY	Contract
Contract assess and fit appliances (case starts) as a percentage of Area Team case starts	3.4 %

Cumulative percentage of contracted UOA delivered 2018 & 2019



Month	Adjusted Scheduled Activity (UOA)		
	2017	2018	2019
April	-12,879	354	0
May	-12,612	919	22
June	-12,410	1,258	43
July	-12,000	1,785	
August	-11,584	2,530	
September	-10,721	3,645	
October	-10,396	3,905	
November	-9,649	4,054	
December	-9,013	5,009	
January	-8,689	5,165	
February	-7,598	6,624	
March	-6,671	7,034	
April	-6,627	7,354	
May	-6,581	7,354	
June	-6,538	7,354	

#### QUANTITY METRICS (rolling 12 month period)

	Contract Quantity	Contract Base Number	Contract *	Area Team	Region	England
% of all assessments that were assess and fit appliances (case starts)	291	476	61.1%	56.2%	62.0%	60.4%
% of all assessments that were assess and refuse	104	476	21.8%	15.2%	10.5%	11.4%
% of all assessments that were assess and review	81	476	17.0%	28.6%	27.5%	28.3%
% of case starts with a reported IOTN of 3 and Aesthetic Component of 5 or below	0	291	N/A	0.6%	0.2%	0.1%
% of case starts with a reported IOTN of 3 and Aesthetic Component of 6 or above	3	291	1.0%	4.5%	3.4%	4.0%
% of case starts with a reported IOTN of 4	218	291	74.9%	75.5%	77.8%	77.8%
% of case starts with a reported IOTN of 5	69	291	23.7%	17.9%	17.2%	16.7 %
% of concluded courses in receipt of dual-arch fixed appliances	88	97	90.7%	73.3%	73.7%	74.3%
% of concluded courses where treatment was abandoned or discontinued	4	97	4.1%	7.5%	5.5%	6.9%
% of patients satisfied with the treatment they have received	8	8	100.0%	94.5%	96.1%	95.7%

\* Figures in italics indicate that the base number is less than 100.

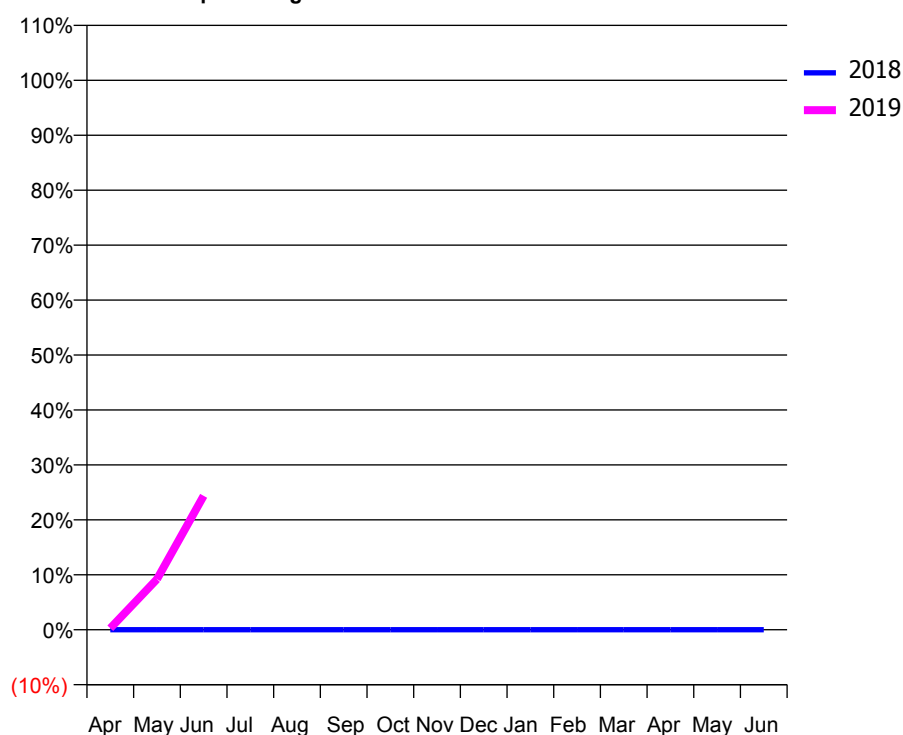
### Q70 - Vital Signs Orthodontic At a Glance Contract Report for 116718/0003 - June 2018

Name or company name	Mr R Lyddon, Mr N Forster & Mrs E Lewin	18/19 Contracted general activity (UDA)	0
Contract type name	PDS Contract	Carry forward general activity (UDA)	0
Purpose of contract	Orthodontic	18/19 Contracted orthodontic activity (UOA)	7,500
Contract start date	01/04/2014	Carry forward orthodontic activity (UOA)	0
Contract end date	31/03/2019	Baseline contract value	£487,479.73

ACCESS	Contract	England and Wales
24 month ratio of assessments to patient IDs	1.02	1.09

ACTIVITY	Contract
Contract assess and fit appliances (case starts) as a percentage of Area Team case starts	1.0 %

Cumulative percentage of contracted UOA delivered 2018 & 2019



Month	Adjusted Scheduled Activity (UOA)		
	2017	2018	2019
April	21	0	21
May	63	0	690
June	63	0	1,828
July	105	0	
August	189	0	
September	210	0	
October	252	0	
November	273	0	
December	273	0	
January	273	0	
February	273	0	
March	273	0	
April	273	0	
May	273	0	
June	273	0	

#### QUANTITY METRICS (rolling 12 month period)

	Contract Quantity	Contract Base Number	Contract *	Area Team	Region	England
% of all assessments that were assess and fit appliances (case starts)	88	122	72.1%	56.2%	62.0%	60.4%
% of all assessments that were assess and refuse	18	122	14.8%	15.2%	10.5%	11.4%
% of all assessments that were assess and review	16	122	13.1%	28.6%	27.5%	28.3%
% of case starts with a reported IOTN of 3 and Aesthetic Component of 5 or below	0	88	<i>N/A</i>	0.6%	0.2%	0.1%
% of case starts with a reported IOTN of 3 and Aesthetic Component of 6 or above	2	88	2.3%	4.5%	3.4%	4.0%
% of case starts with a reported IOTN of 4	64	88	72.7%	75.5%	77.8%	77.8%
% of case starts with a reported IOTN of 5	19	88	21.6%	17.9%	17.2%	16.7 %
% of concluded courses in receipt of dual-arch fixed appliances	30	36	83.3%	73.3%	73.7%	74.3%
% of concluded courses where treatment was abandoned or discontinued	5	36	13.9%	7.5%	5.5%	6.9%
% of patients satisfied with the treatment they have received	4	4	100.0%	94.5%	96.1%	95.7%

\* Figures in italics indicate that the base number is less than 100.



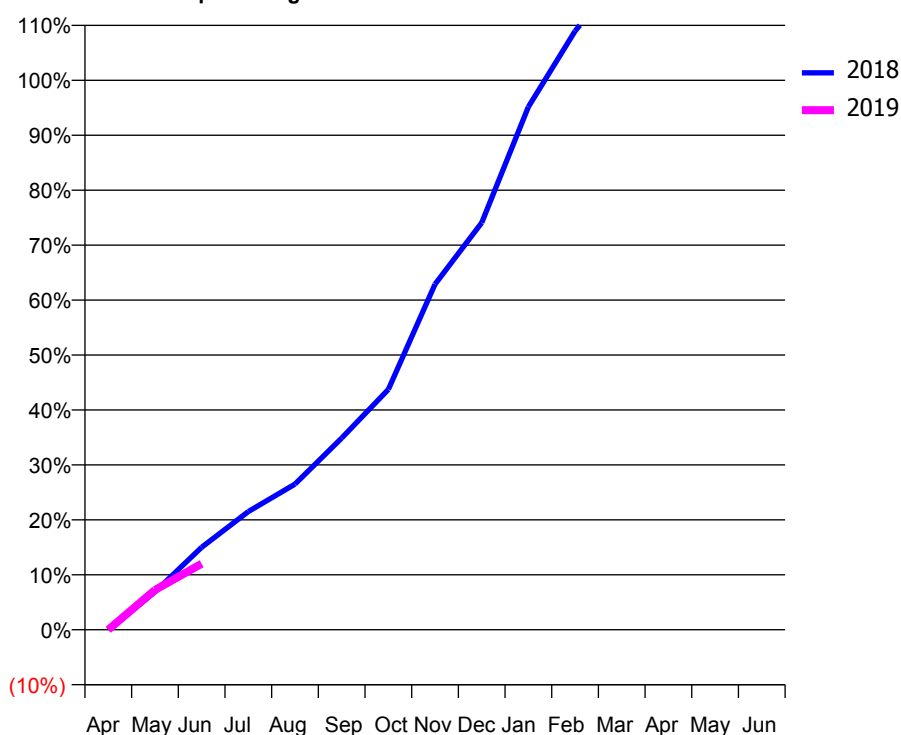
### Q70 - Vital Signs Orthodontic At a Glance Contract Report for 126411/0001 - June 2018

Name or company name	Southsea Orthodontic Centre	18/19 Contracted general activity (UDA)	0
Contract type name	PDS Contract	Carry forward general activity (UDA)	0
Purpose of contract	Orthodontic	18/19 Contracted orthodontic activity (UOA)	12,650
Contract start date	22/04/2010	Carry forward orthodontic activity (UOA)	0
Contract end date	31/03/2019	Baseline contract value	£652,765.15

ACCESS	Contract	England and Wales
24 month ratio of assessments to patient IDs	1.06	1.09

ACTIVITY	Contract
Contract assess and fit appliances (case starts) as a percentage of Area Team case starts	7.8 %

Cumulative percentage of contracted UOA delivered 2018 & 2019



Month	Adjusted Scheduled Activity (UOA)		
	2017	2018	2019
April	-52	0	0
May	2,491	872	917
June	2,950	1,900	1,520
July	4,460	2,722	
August	5,699	3,354	
September	6,168	4,413	
October	7,851	5,534	
November	9,001	7,957	
December	9,001	9,370	
January	10,645	12,037	
February	12,326	13,783	
March	13,436	15,082	
April	15,664	15,179	
May	15,664	15,179	
June	15,685	15,179	

#### QUANTITY METRICS (rolling 12 month period)

	Contract Quantity	Contract Base Number	Contract *	Area Team	Region	England
% of all assessments that were assess and fit appliances (case starts)	672	1,463	45.9%	56.2%	62.0%	60.4%
% of all assessments that were assess and refuse	244	1,463	16.7%	15.2%	10.5%	11.4%
% of all assessments that were assess and review	547	1,463	37.4%	28.6%	27.5%	28.3%
% of case starts with a reported IOTN of 3 and Aesthetic Component of 5 or below	0	672	N/A	0.6%	0.2%	0.1%
% of case starts with a reported IOTN of 3 and Aesthetic Component of 6 or above	43	672	6.4%	4.5%	3.4%	4.0%
% of case starts with a reported IOTN of 4	494	672	73.5%	75.5%	77.8%	77.8%
% of case starts with a reported IOTN of 5	135	672	20.1%	17.9%	17.2%	16.7 %
% of concluded courses in receipt of dual-arch fixed appliances	499	559	89.3%	73.3%	73.7%	74.3%
% of concluded courses where treatment was abandoned or discontinued	34	559	6.1%	7.5%	5.5%	6.9%
% of patients satisfied with the treatment they have received	20	20	100.0%	94.5%	96.1%	95.7%

\* Figures in italics indicate that the base number is less than 100.

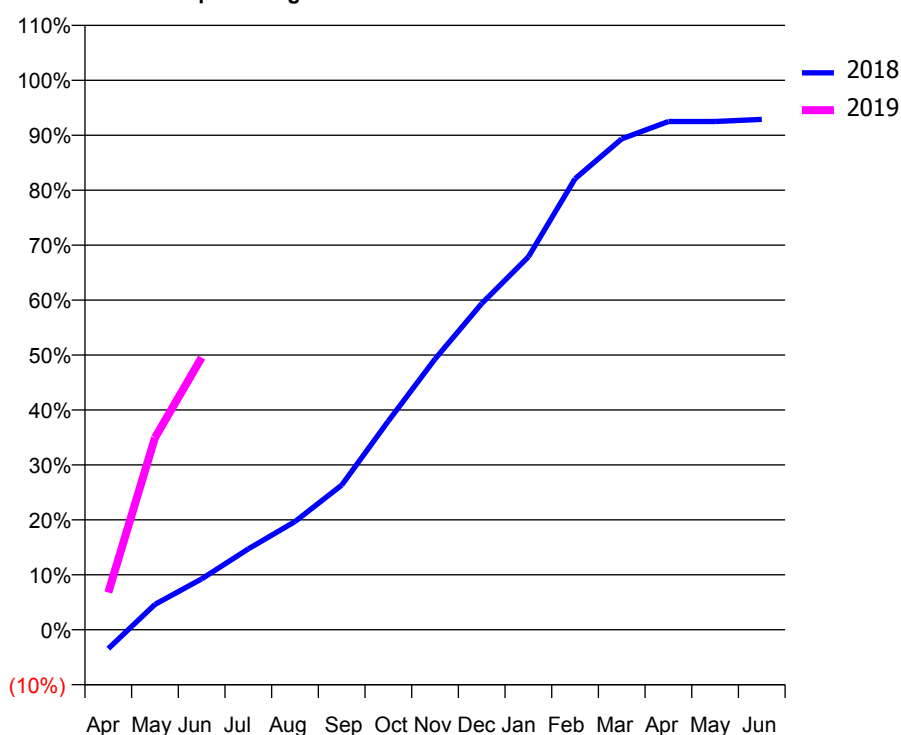
### Q70 - Vital Signs Orthodontic At a Glance Contract Report for 12992/0013 - June 2018

Name or company name	Somerset Partnership NHS Foundation Trust	18/19 Contracted general activity (UDA)	0
Contract type name	PDS Contract	Carry forward general activity (UDA)	0
Purpose of contract	Orthodontic	18/19 Contracted orthodontic activity (UOA)	2,475
Contract start date	01/04/2015	Carry forward orthodontic activity (UOA)	0
Contract end date	12/09/2018	Baseline contract value	£151,244.25

ACCESS	Contract	England and Wales
24 month ratio of assessments to patient IDs	1.05	1.09

ACTIVITY	Contract
Contract assess and fit appliances (case starts) as a percentage of Area Team case starts	3.2 %

Cumulative percentage of contracted UOA delivered 2018 & 2019



Month	Adjusted Scheduled Activity (UOA)		
	2017	2018	2019
April	-489	-190	168
May	-65	254	865
June	167	509	1,226
July	698	809	
August	956	1,083	
September	1,277	1,447	
October	1,896	2,089	
November	2,497	2,710	
December	3,116	3,265	
January	3,607	3,733	
February	4,173	4,514	
March	4,584	4,914	
April	5,223	5,087	
May	5,307	5,087	
June	5,307	5,108	

#### QUANTITY METRICS (rolling 12 month period)

	Contract Quantity	Contract Base Number	Contract *	Area Team	Region	England
% of all assessments that were assess and fit appliances (case starts)	276	337	81.9%	56.2%	62.0%	60.4%
% of all assessments that were assess and refuse	32	337	9.5%	15.2%	10.5%	11.4%
% of all assessments that were assess and review	29	337	8.6%	28.6%	27.5%	28.3%
% of case starts with a reported IOTN of 3 and Aesthetic Component of 5 or below	0	276	N/A	0.6%	0.2%	0.1%
% of case starts with a reported IOTN of 3 and Aesthetic Component of 6 or above	6	276	2.2%	4.5%	3.4%	4.0%
% of case starts with a reported IOTN of 4	210	276	76.1%	75.5%	77.8%	77.8%
% of case starts with a reported IOTN of 5	60	276	21.7%	17.9%	17.2%	16.7 %
% of concluded courses in receipt of dual-arch fixed appliances	14	34	41.2%	73.3%	73.7%	74.3%
% of concluded courses where treatment was abandoned or discontinued	17	34	50.0%	7.5%	5.5%	6.9%
% of patients satisfied with the treatment they have received	14	14	100.0%	94.5%	96.1%	95.7%

\* Figures in italics indicate that the base number is less than 100.

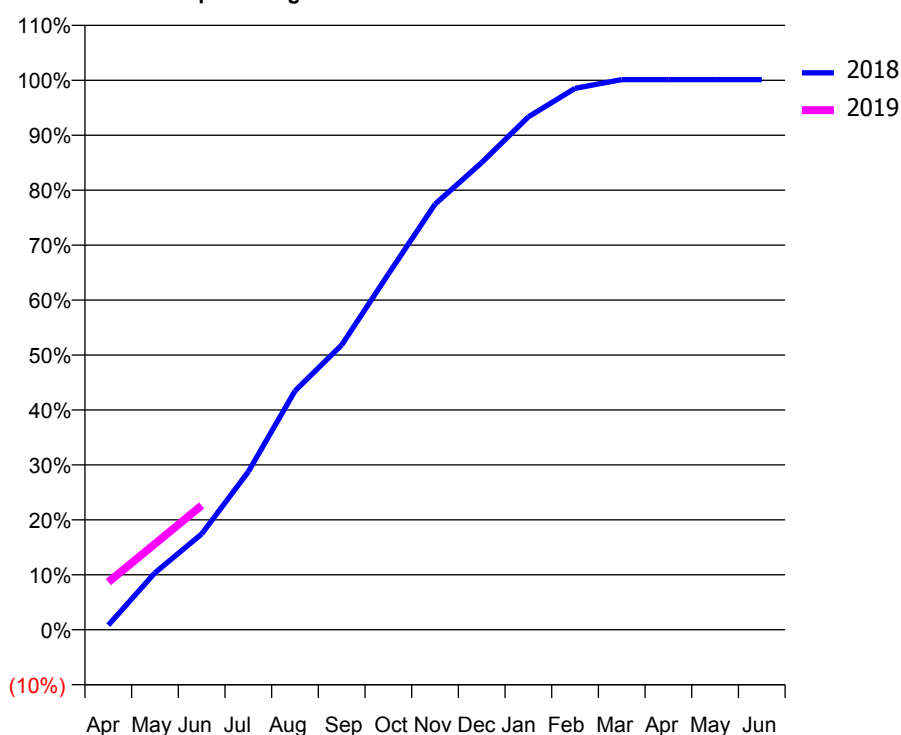
### Q70 - Vital Signs Orthodontic At a Glance Contract Report for 138304/0001 - June 2018

Name or company name	Mrs P Wilson	18/19 Contracted general activity (UDA)	0
Contract type name	PDS Contract	Carry forward general activity (UDA)	0
Purpose of contract	Orthodontic	18/19 Contracted orthodontic activity (UOA)	10,709
Contract start date	23/04/2012	Carry forward orthodontic activity (UOA)	0
Contract end date	31/03/2019	Baseline contract value	£630,043.79

ACCESS	Contract	England and Wales
24 month ratio of assessments to patient IDs	1.02	1.09

ACTIVITY	Contract
Contract assess and fit appliances (case starts) as a percentage of Area Team case starts	6.3 %

Cumulative percentage of contracted UOA delivered 2018 & 2019



Month	Adjusted Scheduled Activity (UOA)		
	2017	2018	2019
April	741	89	928
May	1,561	1,111	1,674
June	2,478	1,867	2,424
July	4,007	3,080	
August	4,961	4,655	
September	6,507	5,549	
October	7,243	6,931	
November	8,041	8,293	
December	8,397	9,104	
January	8,776	9,997	
February	9,413	10,553	
March	10,332	10,721	
April	11,793	10,721	
May	12,066	10,721	
June	12,066	10,721	

### QUANTITY METRICS (rolling 12 month period)

	Contract Quantity	Contract Base Number	Contract *	Area Team	Region	England
% of all assessments that were assess and fit appliances (case starts)	542	673	80.5%	56.2%	62.0%	60.4%
% of all assessments that were assess and refuse	48	673	7.1%	15.2%	10.5%	11.4%
% of all assessments that were assess and review	83	673	12.3%	28.6%	27.5%	28.3%
% of case starts with a reported IOTN of 3 and Aesthetic Component of 5 or below	0	542	N/A	0.6%	0.2%	0.1%
% of case starts with a reported IOTN of 3 and Aesthetic Component of 6 or above	28	542	5.2%	4.5%	3.4%	4.0%
% of case starts with a reported IOTN of 4	425	542	78.4%	75.5%	77.8%	77.8%
% of case starts with a reported IOTN of 5	89	542	16.4%	17.9%	17.2%	16.7 %
% of concluded courses in receipt of dual-arch fixed appliances	412	463	89.0%	73.3%	73.7%	74.3%
% of concluded courses where treatment was abandoned or discontinued	38	463	8.2%	7.5%	5.5%	6.9%
% of patients satisfied with the treatment they have received	17	17	100.0%	94.5%	96.1%	95.7%

\* Figures in italics indicate that the base number is less than 100.

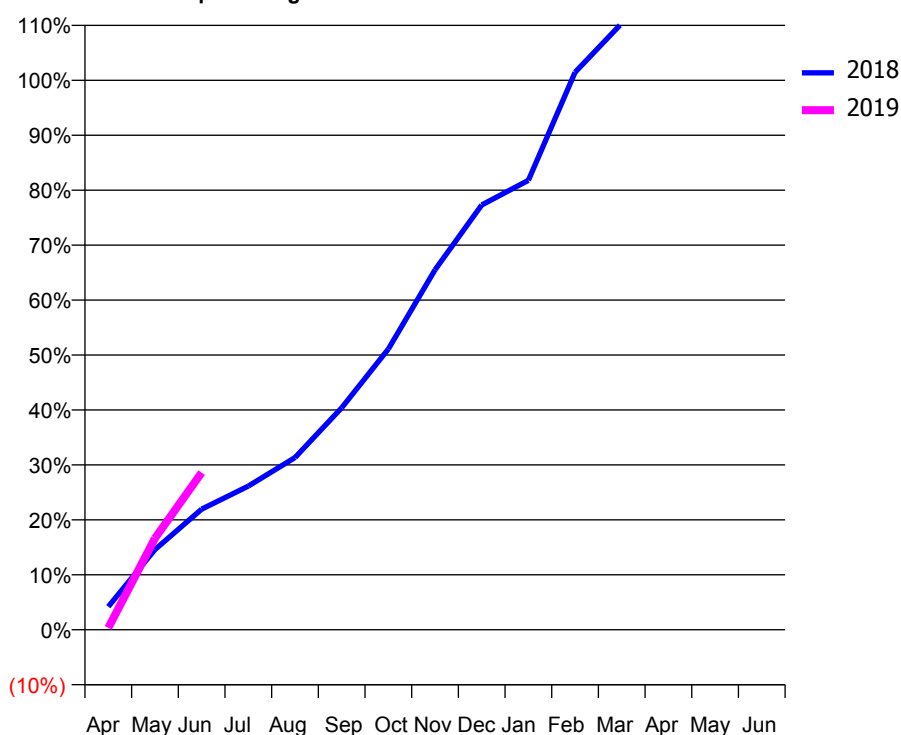
### Q70 - Vital Signs Orthodontic At a Glance Contract Report for 139165/0002 - June 2018

Name or company name	Smile Dental Care Limited	18/19 Contracted general activity (UDA)	0
Contract type name	PDS Contract	Carry forward general activity (UDA)	0
Purpose of contract	Orthodontic	18/19 Contracted orthodontic activity (UOA)	2,000
Contract start date	01/04/2009	Carry forward orthodontic activity (UOA)	0
Contract end date	31/03/2019	Baseline contract value	£119,318.84

ACCESS	Contract	England and Wales
24 month ratio of assessments to patient IDs	1.08	1.09

ACTIVITY	Contract
Contract assess and fit appliances (case starts) as a percentage of Area Team case starts	1.3 %

Cumulative percentage of contracted UOA delivered 2018 & 2019



Month	Adjusted Scheduled Activity (UOA)		
	2017	2018	2019
April	110	84	7
May	320	292	333
June	443	439	572
July	593	523	
August	762	627	
September	1,063	808	
October	1,359	1,022	
November	1,447	1,310	
December	1,675	1,546	
January	1,886	1,636	
February	2,145	2,029	
March	2,305	2,207	
April	2,410	2,296	
May	2,410	2,296	
June	2,411	2,296	

#### QUANTITY METRICS (rolling 12 month period)

	Contract Quantity	Contract Base Number	Contract *	Area Team	Region	England
% of all assessments that were assess and fit appliances (case starts)	109	271	40.2%	56.2%	62.0%	60.4%
% of all assessments that were assess and refuse	99	271	36.5%	15.2%	10.5%	11.4%
% of all assessments that were assess and review	63	271	23.2%	28.6%	27.5%	28.3%
% of case starts with a reported IOTN of 3 and Aesthetic Component of 5 or below	0	109	N/A	0.6%	0.2%	0.1%
% of case starts with a reported IOTN of 3 and Aesthetic Component of 6 or above	3	109	2.8%	4.5%	3.4%	4.0%
% of case starts with a reported IOTN of 4	90	109	82.6%	75.5%	77.8%	77.8%
% of case starts with a reported IOTN of 5	14	109	12.8%	17.9%	17.2%	16.7 %
% of concluded courses in receipt of dual-arch fixed appliances	83	111	74.8%	73.3%	73.7%	74.3%
% of concluded courses where treatment was abandoned or discontinued	16	111	14.4%	7.5%	5.5%	6.9%
% of patients satisfied with the treatment they have received	0	0	N/A	94.5%	96.1%	95.7%

\* Figures in italics indicate that the base number is less than 100.

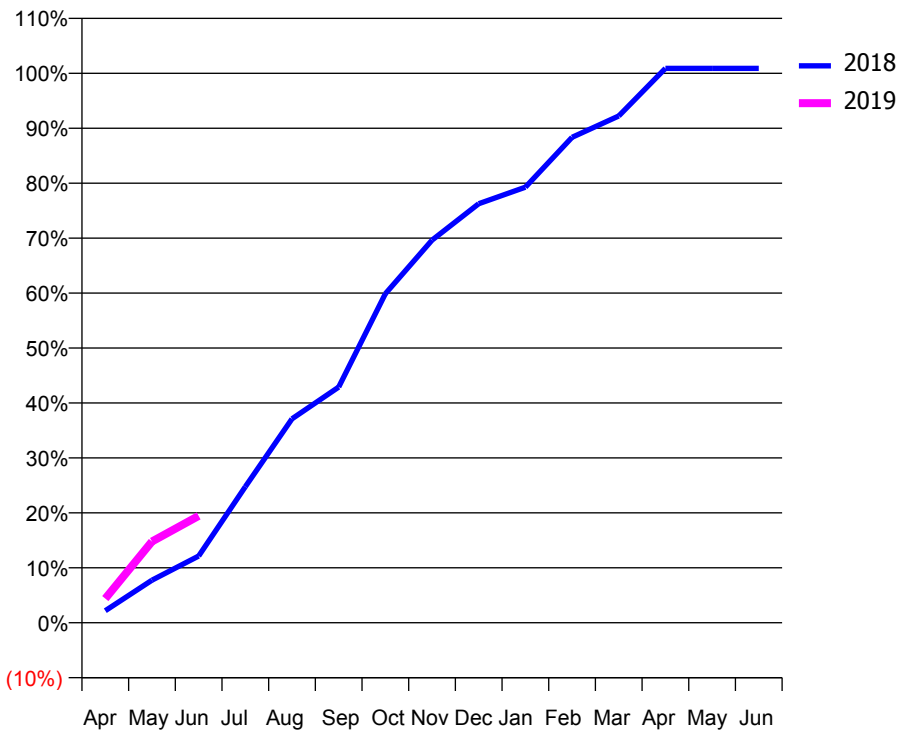
### Q70 - Vital Signs Orthodontic At a Glance Contract Report for 151904/0001 - June 2018

Name or company name	Only Orthodontics	18/19 Contracted general activity (UDA)	0
Contract type name	PDS Contract	Carry forward general activity (UDA)	0
Purpose of contract	Orthodontic	18/19 Contracted orthodontic activity (UOA)	11,190
Contract start date	01/04/2006	Carry forward orthodontic activity (UOA)	0
Contract end date	31/03/2026	Baseline contract value	£733,900.27

ACCESS	Contract	England and Wales
24 month ratio of assessments to patient IDs	1.01	1.09

ACTIVITY	Contract
Contract assess and fit appliances (case starts) as a percentage of Area Team case starts	6.5 %

Cumulative percentage of contracted UOA delivered 2018 & 2019



Month	Adjusted Scheduled Activity (UOA)		
	2017	2018	2019
April	481	247	494
May	1,468	869	1,655
June	2,448	1,359	2,178
July	3,678	2,771	
August	3,899	4,154	
September	4,654	4,800	
October	5,875	6,700	
November	6,812	7,792	
December	7,320	8,532	
January	8,193	8,870	
February	9,478	9,886	
March	10,771	10,321	
April	11,887	11,290	
May	11,930	11,290	
June	11,930	11,290	

#### QUANTITY METRICS (rolling 12 month period)

	Contract Quantity	Contract Base Number	Contract *	Area Team	Region	England
% of all assessments that were assess and fit appliances (case starts)	562	1,122	50.1%	56.2%	62.0%	60.4%
% of all assessments that were assess and refuse	135	1,122	12.0%	15.2%	10.5%	11.4%
% of all assessments that were assess and review	425	1,122	37.9%	28.6%	27.5%	28.3%
% of case starts with a reported IOTN of 3 and Aesthetic Component of 5 or below	41	562	7.3%	0.6%	0.2%	0.1%
% of case starts with a reported IOTN of 3 and Aesthetic Component of 6 or above	17	562	3.0%	4.5%	3.4%	4.0%
% of case starts with a reported IOTN of 4	418	562	74.4%	75.5%	77.8%	77.8%
% of case starts with a reported IOTN of 5	80	562	14.2%	17.9%	17.2%	16.7 %
% of concluded courses in receipt of dual-arch fixed appliances	485	657	73.8%	73.3%	73.7%	74.3%
% of concluded courses where treatment was abandoned or discontinued	38	657	5.8%	7.5%	5.5%	6.9%
% of patients satisfied with the treatment they have received	16	17	94.1%	94.5%	96.1%	95.7%

\* Figures in italics indicate that the base number is less than 100.

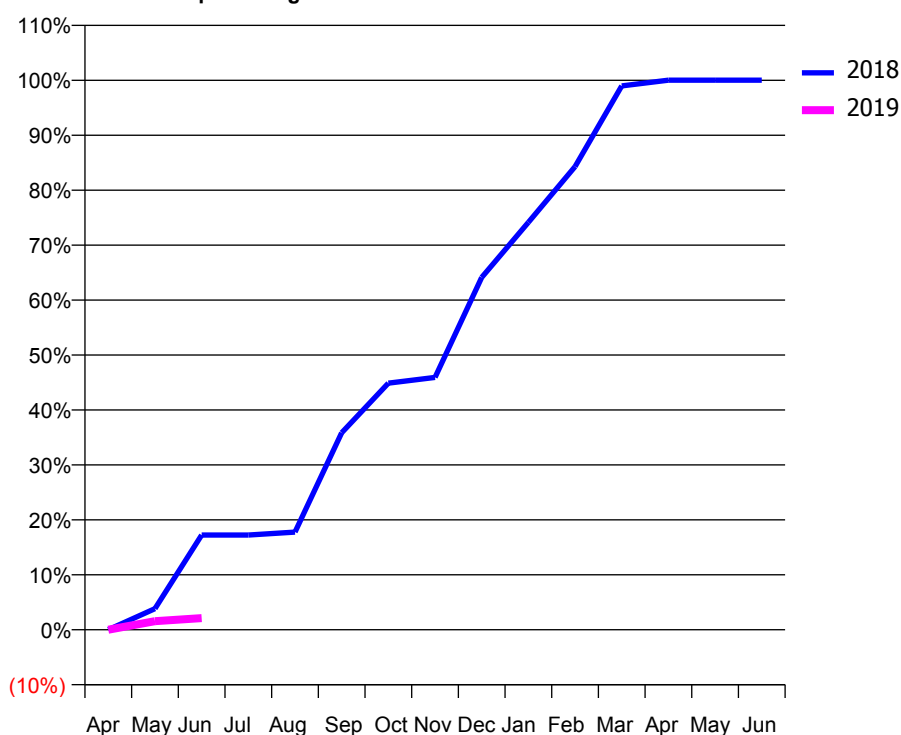
### Q70 - Vital Signs Orthodontic At a Glance Contract Report for 151904/0002 - June 2018

Name or company name	Only Orthodontics	18/19 Contracted general activity (UDA)	0
Contract type name	PDS Contract	Carry forward general activity (UDA)	0
Purpose of contract	Orthodontic	18/19 Contracted orthodontic activity (UOA)	4,000
Contract start date	01/04/2015	Carry forward orthodontic activity (UOA)	0
Contract end date	31/03/2019	Baseline contract value	£239,138.82

ACCESS	Contract	England and Wales
24 month ratio of assessments to patient IDs	1.00	1.09

ACTIVITY	Contract
Contract assess and fit appliances (case starts) as a percentage of Area Team case starts	1.8 %

Cumulative percentage of contracted UOA delivered 2018 & 2019



Month	Adjusted Scheduled Activity (UOA)		
	2017	2018	2019
April	0	0	0
May	0	154	63
June	1	690	85
July	131	690	
August	1,286	711	
September	1,749	1,434	
October	2,144	1,795	
November	2,144	1,837	
December	3,310	2,565	
January	3,769	2,966	
February	3,811	3,372	
March	3,937	3,959	
April	4,021	4,001	
May	4,021	4,001	
June	4,021	4,001	

#### QUANTITY METRICS (rolling 12 month period)

	Contract Quantity	Contract Base Number	Contract *	Area Team	Region	England
% of all assessments that were assess and fit appliances (case starts)	158	317	49.8%	56.2%	62.0%	60.4%
% of all assessments that were assess and refuse	47	317	14.8%	15.2%	10.5%	11.4%
% of all assessments that were assess and review	112	317	35.3%	28.6%	27.5%	28.3%
% of case starts with a reported IOTN of 3 and Aesthetic Component of 5 or below	2	158	1.3%	0.6%	0.2%	0.1%
% of case starts with a reported IOTN of 3 and Aesthetic Component of 6 or above	3	158	1.9%	4.5%	3.4%	4.0%
% of case starts with a reported IOTN of 4	128	158	81.0%	75.5%	77.8%	77.8%
% of case starts with a reported IOTN of 5	24	158	15.2%	17.9%	17.2%	16.7 %
% of concluded courses in receipt of dual-arch fixed appliances	174	187	93.0%	73.3%	73.7%	74.3%
% of concluded courses where treatment was abandoned or discontinued	6	187	3.2%	7.5%	5.5%	6.9%
% of patients satisfied with the treatment they have received	5	5	100.0%	94.5%	96.1%	95.7%

\* Figures in italics indicate that the base number is less than 100.

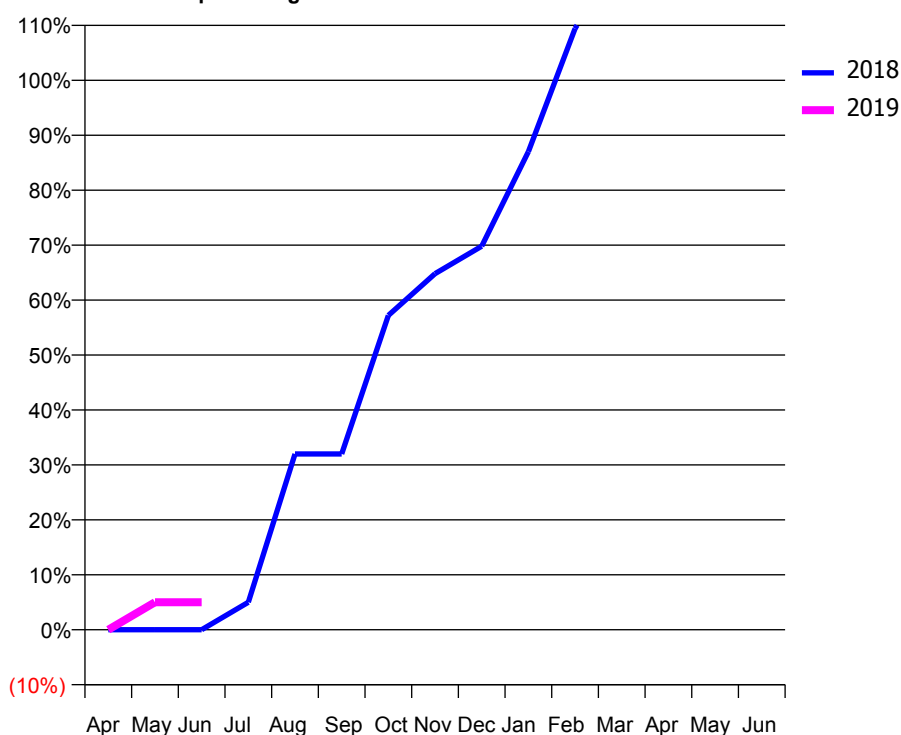
### Q70 - Vital Signs Orthodontic At a Glance Contract Report for 169269/0001 - June 2018

Name or company name	Pasadena Dental Practice Ltd	18/19 Contracted general activity (UDA)	15,000
Contract type name	GDS Contract	Carry forward general activity (UDA)	0
Purpose of contract	Orthodontic	18/19 Contracted orthodontic activity (UOA)	500
Contract start date	29/09/2007	Carry forward orthodontic activity (UOA)	0
Contract end date		Baseline contract value	£405,369.00

ACCESS	Contract	England and Wales
24 month ratio of assessments to patient IDs	1.07	1.09

ACTIVITY	Contract
Contract assess and fit appliances (case starts) as a percentage of Area Team case starts	0.3 %

Cumulative percentage of contracted UOA delivered 2018 & 2019



Month	Adjusted Scheduled Activity (UOA)		
	2017	2018	2019
April	10	0	0
May	10	0	25
June	40	0	25
July	256	25	
August	256	160	
September	280	160	
October	395	286	
November	445	324	
December	511	349	
January	512	435	
February	618	547	
March	620	614	
April	854	620	
May	854	620	
June	854	620	

#### QUANTITY METRICS (rolling 12 month period)

	Contract Quantity	Contract Base Number	Contract *	Area Team	Region	England
% of all assessments that were assess and fit appliances (case starts)	27	108	25.0%	56.2%	62.0%	60.4%
% of all assessments that were assess and refuse	12	108	11.1%	15.2%	10.5%	11.4%
% of all assessments that were assess and review	69	108	63.9%	28.6%	27.5%	28.3%
% of case starts with a reported IOTN of 3 and Aesthetic Component of 5 or below	0	27	<i>N/A</i>	0.6%	0.2%	0.1%
% of case starts with a reported IOTN of 3 and Aesthetic Component of 6 or above	0	27	<i>N/A</i>	4.5%	3.4%	4.0%
% of case starts with a reported IOTN of 4	18	27	66.7%	75.5%	77.8%	77.8%
% of case starts with a reported IOTN of 5	4	27	14.8%	17.9%	17.2%	16.7 %
% of concluded courses in receipt of dual-arch fixed appliances	1	18	5.6%	73.3%	73.7%	74.3%
% of concluded courses where treatment was abandoned or discontinued	3	18	16.7%	7.5%	5.5%	6.9%
% of patients satisfied with the treatment they have received	1	1	100.0%	94.5%	96.1%	95.7%

\* Figures in italics indicate that the base number is less than 100.

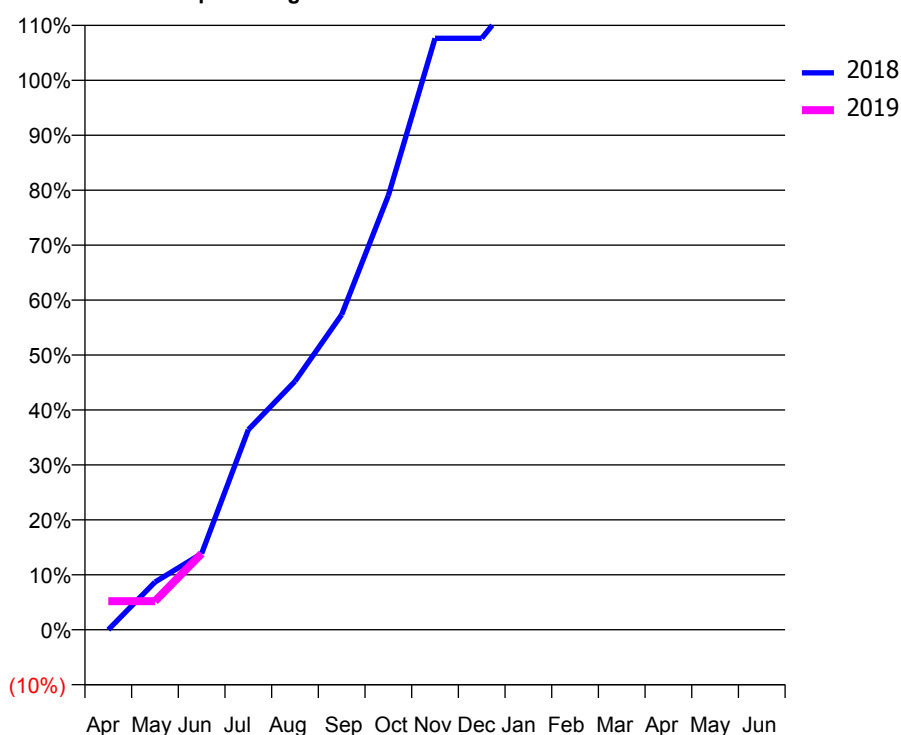
### Q70 - Vital Signs Orthodontic At a Glance Contract Report for 170747/0001 - June 2018

Name or company name	Miss P Kotecha	18/19 Contracted general activity (UDA)	16,248
Contract type name	GDS Contract	Carry forward general activity (UDA)	0
Purpose of contract	Orthodontic	18/19 Contracted orthodontic activity (UOA)	2,423
Contract start date	01/12/2013	Carry forward orthodontic activity (UOA)	0
Contract end date		Baseline contract value	£573,326.27

ACCESS	Contract	England and Wales
24 month ratio of assessments to patient IDs	1.01	1.09

ACTIVITY	Contract
Contract assess and fit appliances (case starts) as a percentage of Area Team case starts	2.1 %

Cumulative percentage of contracted UOA delivered 2018 & 2019



Month	Adjusted Scheduled Activity (UOA)		
	2017	2018	2019
April	121	0	126
May	226	210	126
June	373	336	336
July	528	882	
August	570	1,096	
September	889	1,390	
October	1,082	1,915	
November	1,943	2,608	
December	2,027	2,608	
January	2,027	2,860	
February	2,027	2,839	
March	2,258	3,662	
April	2,577	3,704	
May	2,598	3,704	
June	2,598	3,704	

#### QUANTITY METRICS (rolling 12 month period)

	Contract Quantity	Contract Base Number	Contract *	Area Team	Region	England
% of all assessments that were assess and fit appliances (case starts)	179	179	100.0%	56.2%	62.0%	60.4%
% of all assessments that were assess and refuse	0	179	0.0%	15.2%	10.5%	11.4%
% of all assessments that were assess and review	0	179	0.0%	28.6%	27.5%	28.3%
% of case starts with a reported IOTN of 3 and Aesthetic Component of 5 or below	0	179	N/A	0.6%	0.2%	0.1%
% of case starts with a reported IOTN of 3 and Aesthetic Component of 6 or above	1	179	0.6%	4.5%	3.4%	4.0%
% of case starts with a reported IOTN of 4	160	179	89.4%	75.5%	77.8%	77.8%
% of case starts with a reported IOTN of 5	18	179	10.1%	17.9%	17.2%	16.7%
% of concluded courses in receipt of dual-arch fixed appliances	0	102	N/A	73.3%	73.7%	74.3%
% of concluded courses where treatment was abandoned or discontinued	0	102	0.0%	7.5%	5.5%	6.9%
% of patients satisfied with the treatment they have received	6	7	85.7%	94.5%	96.1%	95.7%

\* Figures in italics indicate that the base number is less than 100.



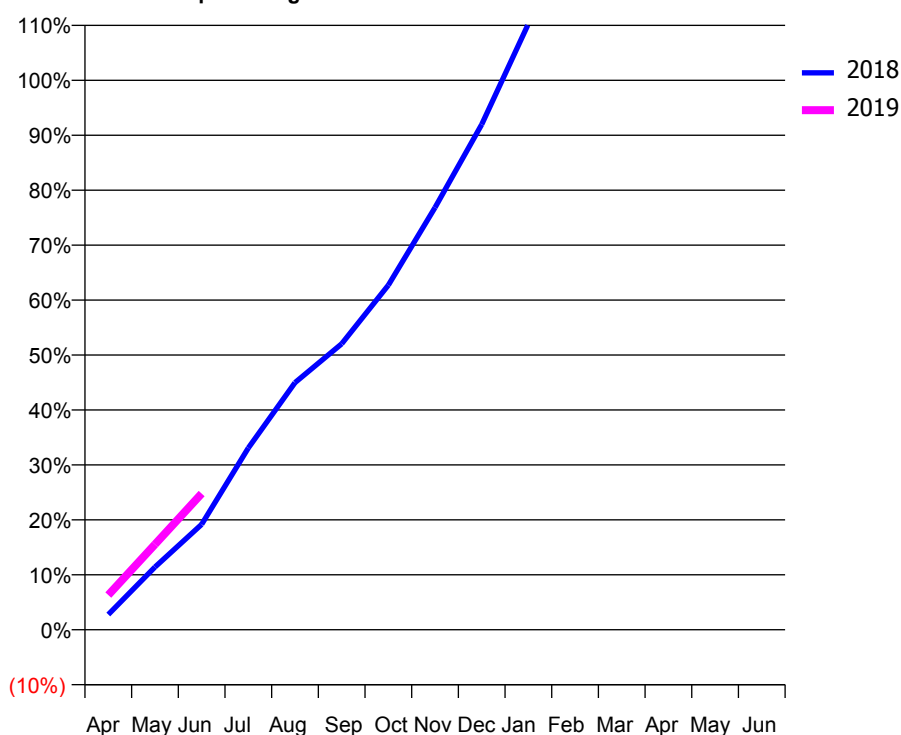
### Q70 - Vital Signs Orthodontic At a Glance Contract Report for 177261/0002 - June 2018

Name or company name	Orthoworld 2000 Ltd	18/19 Contracted general activity (UDA)	0
Contract type name	PDS Contract	Carry forward general activity (UDA)	0
Purpose of contract	Orthodontic	18/19 Contracted orthodontic activity (UOA)	8,429
Contract start date	01/04/2006	Carry forward orthodontic activity (UOA)	0
Contract end date	31/03/2021	Baseline contract value	£498,398.68

ACCESS	Contract	England and Wales
24 month ratio of assessments to patient IDs	1.14	1.09

ACTIVITY	Contract
Contract assess and fit appliances (case starts) as a percentage of Area Team case starts	6.5 %

Cumulative percentage of contracted UOA delivered 2018 & 2019



Month	Adjusted Scheduled Activity (UOA)		
	2017	2018	2019
April	609	234	533
May	2,912	962	1,310
June	3,642	1,616	2,090
July	3,993	2,788	
August	4,423	3,792	
September	5,380	4,386	
October	6,160	5,286	
November	6,410	6,476	
December	7,427	7,751	
January	8,406	9,294	
February	9,755	10,809	
March	10,437	11,798	
April	10,546	11,854	
May	10,571	11,854	
June	10,571	11,854	

#### QUANTITY METRICS (rolling 12 month period)

	Contract Quantity	Contract Base Number	Contract *	Area Team	Region	England
% of all assessments that were assess and fit appliances (case starts)	564	1,120	50.4%	56.2%	62.0%	60.4%
% of all assessments that were assess and refuse	252	1,120	22.5%	15.2%	10.5%	11.4%
% of all assessments that were assess and review	304	1,120	27.1%	28.6%	27.5%	28.3%
% of case starts with a reported IOTN of 3 and Aesthetic Component of 5 or below	2	564	0.4%	0.6%	0.2%	0.1%
% of case starts with a reported IOTN of 3 and Aesthetic Component of 6 or above	25	564	4.4%	4.5%	3.4%	4.0%
% of case starts with a reported IOTN of 4	458	564	81.2%	75.5%	77.8%	77.8%
% of case starts with a reported IOTN of 5	78	564	13.8%	17.9%	17.2%	16.7 %
% of concluded courses in receipt of dual-arch fixed appliances	317	376	84.3%	73.3%	73.7%	74.3%
% of concluded courses where treatment was abandoned or discontinued	15	376	4.0%	7.5%	5.5%	6.9%
% of patients satisfied with the treatment they have received	14	14	100.0%	94.5%	96.1%	95.7%

\* Figures in italics indicate that the base number is less than 100.

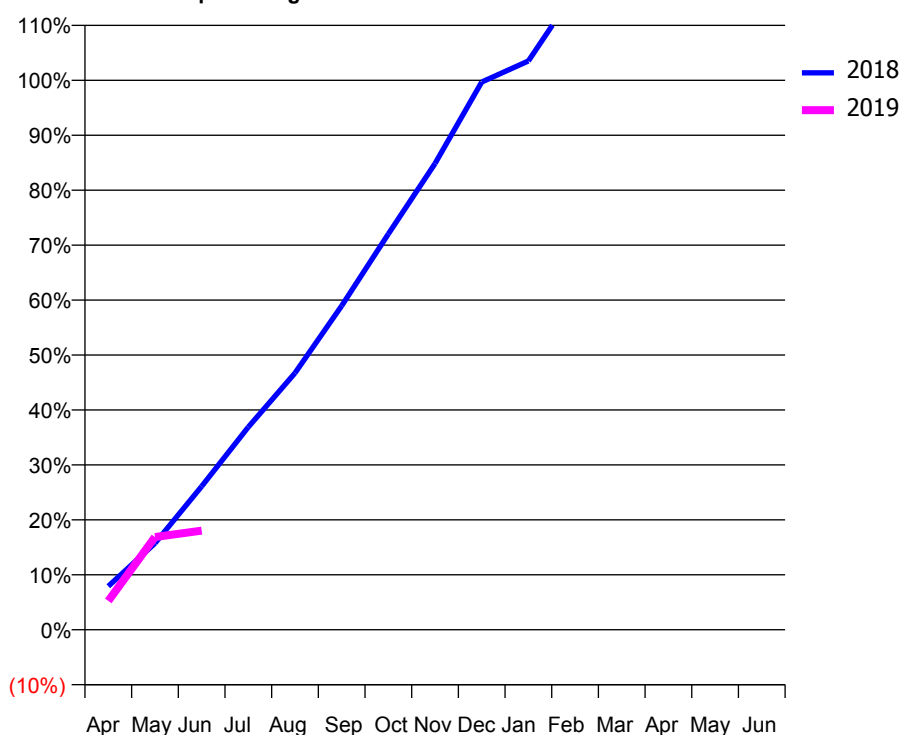
### Q70 - Vital Signs Orthodontic At a Glance Contract Report for 181595/0002 - June 2018

Name or company name	Mr D Tehrani Yeganeh	18/19 Contracted general activity (UDA)	0
Contract type name	PDS Contract	Carry forward general activity (UDA)	0
Purpose of contract	Orthodontic	18/19 Contracted orthodontic activity (UOA)	7,684
Contract start date	01/04/2010	Carry forward orthodontic activity (UOA)	0
Contract end date	31/03/2020	Baseline contract value	£503,933.08

ACCESS	Contract	England and Wales
24 month ratio of assessments to patient IDs	1.09	1.09

ACTIVITY	Contract
Contract assess and fit appliances (case starts) as a percentage of Area Team case starts	4.6 %

Cumulative percentage of contracted UOA delivered 2018 & 2019



Month	Adjusted Scheduled Activity (UOA)		
	2017	2018	2019
April	-1,651	609	403
May	-957	1,210	1,297
June	-409	2,005	1,386
July	417	2,835	
August	1,503	3,591	
September	2,753	4,530	
October	3,698	5,535	
November	4,609	6,520	
December	5,665	7,659	
January	6,519	7,953	
February	7,938	8,923	
March	9,016	9,191	
April	9,246	9,211	
May	9,263	9,211	
June	9,263	9,211	

#### QUANTITY METRICS (rolling 12 month period)

	Contract Quantity	Contract Base Number	Contract *	Area Team	Region	England
% of all assessments that were assess and fit appliances (case starts)	394	988	39.9%	56.2%	62.0%	60.4%
% of all assessments that were assess and refuse	222	988	22.5%	15.2%	10.5%	11.4%
% of all assessments that were assess and review	372	988	37.7%	28.6%	27.5%	28.3%
% of case starts with a reported IOTN of 3 and Aesthetic Component of 5 or below	1	394	0.3%	0.6%	0.2%	0.1%
% of case starts with a reported IOTN of 3 and Aesthetic Component of 6 or above	39	394	9.9%	4.5%	3.4%	4.0%
% of case starts with a reported IOTN of 4	328	394	83.2%	75.5%	77.8%	77.8%
% of case starts with a reported IOTN of 5	26	394	6.6%	17.9%	17.2%	16.7%
% of concluded courses in receipt of dual-arch fixed appliances	396	434	91.2%	73.3%	73.7%	74.3%
% of concluded courses where treatment was abandoned or discontinued	29	434	6.7%	7.5%	5.5%	6.9%
% of patients satisfied with the treatment they have received	14	14	100.0%	94.5%	96.1%	95.7%

\* Figures in italics indicate that the base number is less than 100.

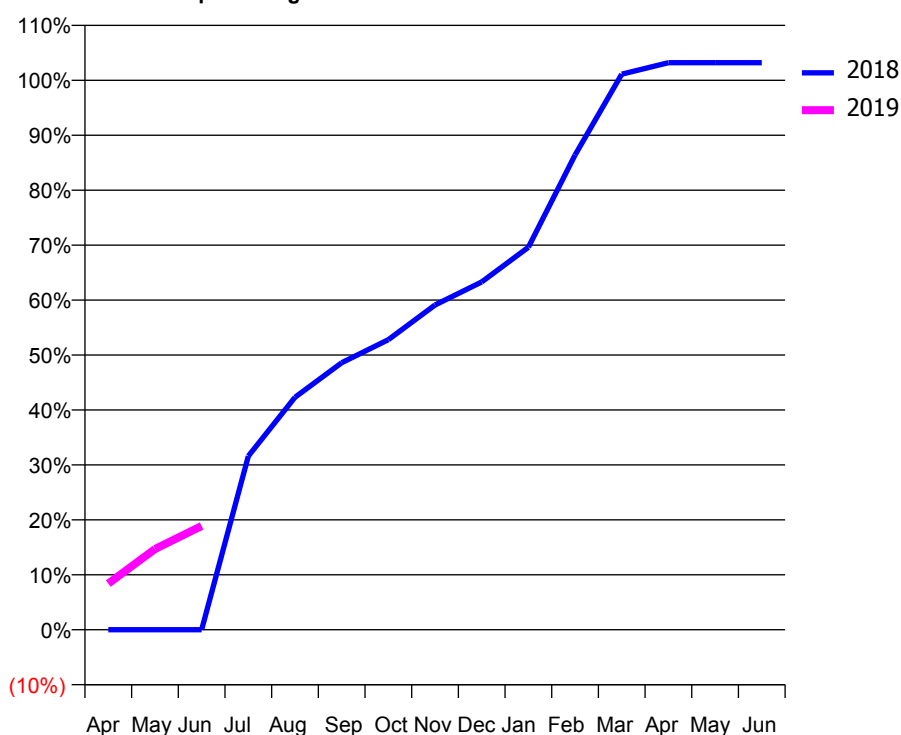
### Q70 - Vital Signs Orthodontic At a Glance Contract Report for 183563/0001 - June 2018

Name or company name	Madeira Road Partnership	18/19 Contracted general activity (UDA)	11,520
Contract type name	GDS Contract	Carry forward general activity (UDA)	0
Purpose of contract	Orthodontic	18/19 Contracted orthodontic activity (UOA)	1,000
Contract start date	01/04/2006	Carry forward orthodontic activity (UOA)	0
Contract end date		Baseline contract value	£344,513.95

ACCESS	Contract	England and Wales
24 month ratio of assessments to patient IDs	1.00	1.09

ACTIVITY	Contract
Contract assess and fit appliances (case starts) as a percentage of Area Team case starts	0.7 %

Cumulative percentage of contracted UOA delivered 2018 & 2019



Month	Adjusted Scheduled Activity (UOA)		
	2017	2018	2019
April	0	0	84
May	0	0	147
June	0	0	189
July	0	316	
August	0	423	
September	0	486	
October	0	528	
November	0	591	
December	0	633	
January	0	696	
February	0	864	
March	0	1,011	
April	0	1,032	
May	0	1,032	
June	0	1,032	

#### QUANTITY METRICS (rolling 12 month period)

	Contract Quantity	Contract Base Number	Contract *	Area Team	Region	England
% of all assessments that were assess and fit appliances (case starts)	58	61	95.1%	56.2%	62.0%	60.4%
% of all assessments that were assess and refuse	3	61	4.9%	15.2%	10.5%	11.4%
% of all assessments that were assess and review	0	61	0.0%	28.6%	27.5%	28.3%
% of case starts with a reported IOTN of 3 and Aesthetic Component of 5 or below	0	58	N/A	0.6%	0.2%	0.1%
% of case starts with a reported IOTN of 3 and Aesthetic Component of 6 or above	6	58	10.3%	4.5%	3.4%	4.0%
% of case starts with a reported IOTN of 4	45	58	77.6%	75.5%	77.8%	77.8%
% of case starts with a reported IOTN of 5	7	58	12.1%	17.9%	17.2%	16.7 %
% of concluded courses in receipt of dual-arch fixed appliances	53	58	91.4%	73.3%	73.7%	74.3%
% of concluded courses where treatment was abandoned or discontinued	4	58	6.9%	7.5%	5.5%	6.9%
% of patients satisfied with the treatment they have received	2	2	100.0%	94.5%	96.1%	95.7%

\* Figures in italics indicate that the base number is less than 100.

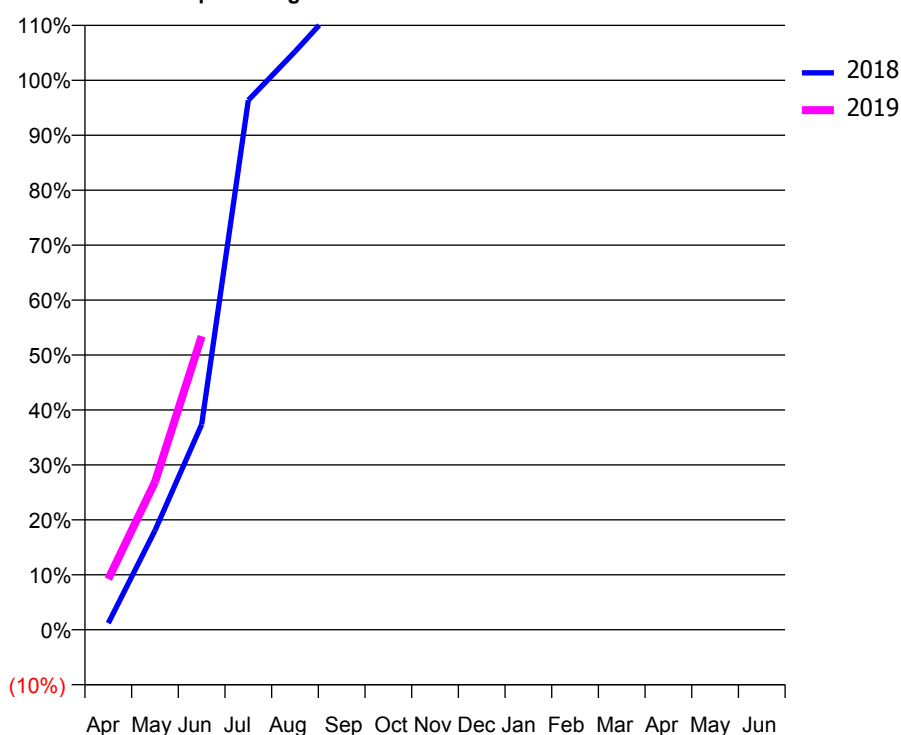
### Q70 - Vital Signs Orthodontic At a Glance Contract Report for 188492/0001 - June 2018

Name or company name	Guinea Court Dental Partnership	18/19 Contracted general activity (UDA)	3,500
Contract type name	GDS Contract	Carry forward general activity (UDA)	0
Purpose of contract	Orthodontic	18/19 Contracted orthodontic activity (UOA)	249
Contract start date	01/04/2011	Carry forward orthodontic activity (UOA)	0
Contract end date		Baseline contract value	£102,185.60

ACCESS	Contract	England and Wales
24 month ratio of assessments to patient IDs	1.33	1.09

ACTIVITY	Contract
Contract assess and fit appliances (case starts) as a percentage of Area Team case starts	0.2 %

Cumulative percentage of contracted UOA delivered 2018 & 2019



Month	Adjusted Scheduled Activity (UOA)		
	2017	2018	2019
April	-1	3	23
May	4	45	67
June	27	93	133
July	154	240	
August	175	262	
September	175	285	
October	196	285	
November	221	285	
December	246	285	
January	289	327	
February	312	330	
March	312	311	
April	312	312	
May	312	312	
June	312	312	

#### QUANTITY METRICS (rolling 12 month period)

	Contract Quantity	Contract Base Number	Contract *	Area Team	Region	England
% of all assessments that were assess and fit appliances (case starts)	17	33	51.5%	56.2%	62.0%	60.4%
% of all assessments that were assess and refuse	3	33	9.1%	15.2%	10.5%	11.4%
% of all assessments that were assess and review	13	33	39.4%	28.6%	27.5%	28.3%
% of case starts with a reported IOTN of 3 and Aesthetic Component of 5 or below	0	17	N/A	0.6%	0.2%	0.1%
% of case starts with a reported IOTN of 3 and Aesthetic Component of 6 or above	0	17	N/A	4.5%	3.4%	4.0%
% of case starts with a reported IOTN of 4	12	17	70.6%	75.5%	77.8%	77.8%
% of case starts with a reported IOTN of 5	5	17	29.4%	17.9%	17.2%	16.7 %
% of concluded courses in receipt of dual-arch fixed appliances	0	15	N/A	73.3%	73.7%	74.3%
% of concluded courses where treatment was abandoned or discontinued	0	15	0.0%	7.5%	5.5%	6.9%
% of patients satisfied with the treatment they have received	1	1	100.0%	94.5%	96.1%	95.7%

\* Figures in italics indicate that the base number is less than 100.

### Q70 - Vital Signs Orthodontic At a Glance Contract Report for 191396/0001 - June 2018

Name or company name	Elizabeth Richardson (trading as Basingstoke Orthoc
Contract type name	PDS Contract
Purpose of contract	Orthodontic
Contract start date	01/05/2015
Contract end date	31/03/2019

18/19 Contracted general activity (UDA)	0
Carry forward general activity (UDA)	0
18/19 Contracted orthodontic activity (UOA)	3,473
Carry forward orthodontic activity (UOA)	0
Baseline contract value	£207,281.72

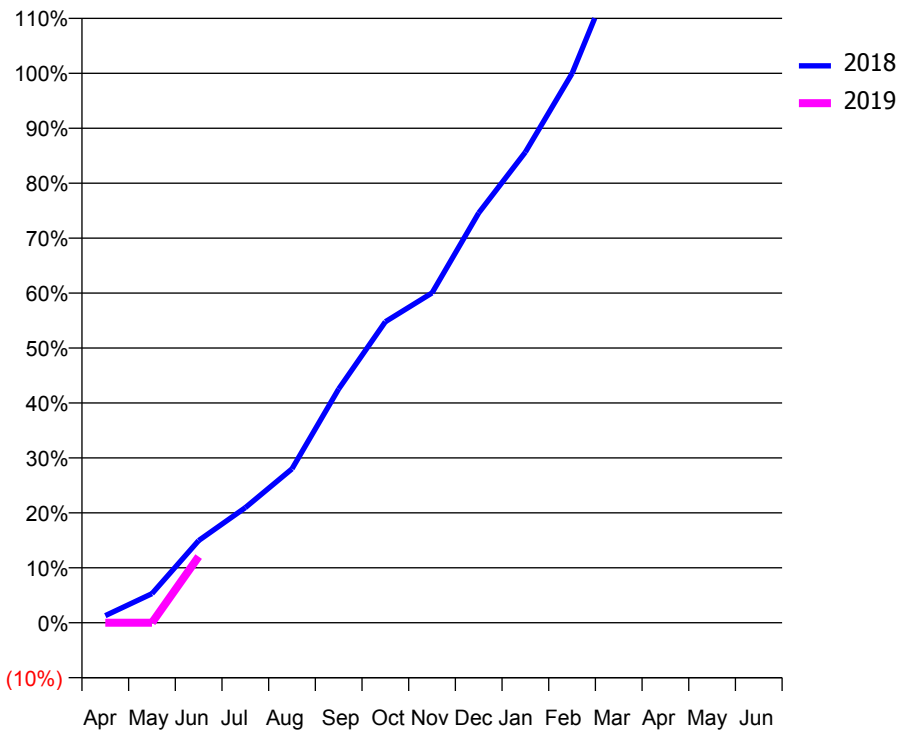
#### ACCESS

	Contract	England and Wales
24 month ratio of assessments to patient IDs	1.08	1.09

#### ACTIVITY

	Contract
Contract assess and fit appliances (case starts) as a percentage of Area Team case starts	2.4 %

Cumulative percentage of contracted UOA delivered 2018 & 2019



Month	Adjusted Scheduled Activity (UOA)		
	2017	2018	2019
April	23	45	0
May	230	184	0
June	334	520	419
July	535	728	
August	663	973	
September	795	1,478	
October	1,298	1,903	
November	1,798	2,085	
December	2,229	2,590	
January	2,667	2,975	
February	3,185	3,472	
March	4,000	4,190	
April	4,147	4,571	
May	4,147	4,571	
June	4,147	4,576	

#### QUANTITY METRICS (rolling 12 month period)

	Contract Quantity	Contract Base Number	Contract *	Area Team	Region	England
% of all assessments that were assess and fit appliances (case starts)	207	395	52.4%	56.2%	62.0%	60.4%
% of all assessments that were assess and refuse	57	395	14.4%	15.2%	10.5%	11.4%
% of all assessments that were assess and review	131	395	33.2%	28.6%	27.5%	28.3%
% of case starts with a reported IOTN of 3 and Aesthetic Component of 5 or below	0	207	N/A	0.6%	0.2%	0.1%
% of case starts with a reported IOTN of 3 and Aesthetic Component of 6 or above	14	207	6.8%	4.5%	3.4%	4.0%
% of case starts with a reported IOTN of 4	127	207	61.4%	75.5%	77.8%	77.8%
% of case starts with a reported IOTN of 5	57	207	27.5%	17.9%	17.2%	16.7 %
% of concluded courses in receipt of dual-arch fixed appliances	147	179	82.1%	73.3%	73.7%	74.3%
% of concluded courses where treatment was abandoned or discontinued	10	179	5.6%	7.5%	5.5%	6.9%
% of patients satisfied with the treatment they have received	13	14	92.9%	94.5%	96.1%	95.7%

\* Figures in italics indicate that the base number is less than 100.

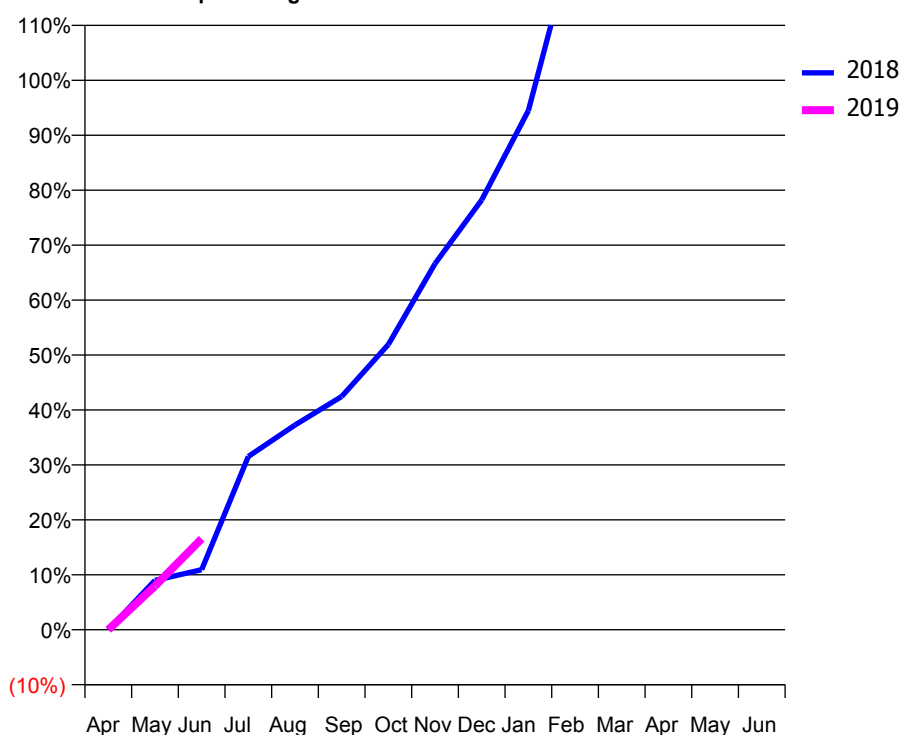
### Q70 - Vital Signs Orthodontic At a Glance Contract Report for 193682/0001 - June 2018

Name or company name	Braceurself Limited	18/19 Contracted general activity (UDA)	0
Contract type name	PDS Contract	Carry forward general activity (UDA)	0
Purpose of contract	Orthodontic	18/19 Contracted orthodontic activity (UOA)	3,446
Contract start date	01/04/2011	Carry forward orthodontic activity (UOA)	0
Contract end date	31/03/2019	Baseline contract value	£198,011.91

ACCESS	Contract	England and Wales
24 month ratio of assessments to patient IDs	1.03	1.09

ACTIVITY	Contract
Contract assess and fit appliances (case starts) as a percentage of Area Team case starts	3.2 %

Cumulative percentage of contracted UOA delivered 2018 & 2019



Month	Adjusted Scheduled Activity (UOA)		
	2017	2018	2019
April	211	0	0
May	421	310	275
June	803	377	571
July	1,342	1,087	
August	1,516	1,284	
September	1,727	1,463	
October	1,902	1,789	
November	2,712	2,296	
December	3,108	2,696	
January	3,279	3,256	
February	3,491	4,361	
March	4,226	4,990	
April	5,157	5,488	
May	5,431	5,555	
June	5,431	5,555	

#### QUANTITY METRICS (rolling 12 month period)

	Contract Quantity	Contract Base Number	Contract *	Area Team	Region	England
% of all assessments that were assess and fit appliances (case starts)	274	405	67.7%	56.2%	62.0%	60.4%
% of all assessments that were assess and refuse	31	405	7.7%	15.2%	10.5%	11.4%
% of all assessments that were assess and review	100	405	24.7%	28.6%	27.5%	28.3%
% of case starts with a reported IOTN of 3 and Aesthetic Component of 5 or below	0	274	N/A	0.6%	0.2%	0.1%
% of case starts with a reported IOTN of 3 and Aesthetic Component of 6 or above	3	274	1.1%	4.5%	3.4%	4.0%
% of case starts with a reported IOTN of 4	206	274	75.2%	75.5%	77.8%	77.8%
% of case starts with a reported IOTN of 5	52	274	19.0%	17.9%	17.2%	16.7 %
% of concluded courses in receipt of dual-arch fixed appliances	3	225	1.3%	73.3%	73.7%	74.3%
% of concluded courses where treatment was abandoned or discontinued	16	225	7.1%	7.5%	5.5%	6.9%
% of patients satisfied with the treatment they have received	9	10	90.0%	94.5%	96.1%	95.7%

\* Figures in italics indicate that the base number is less than 100.

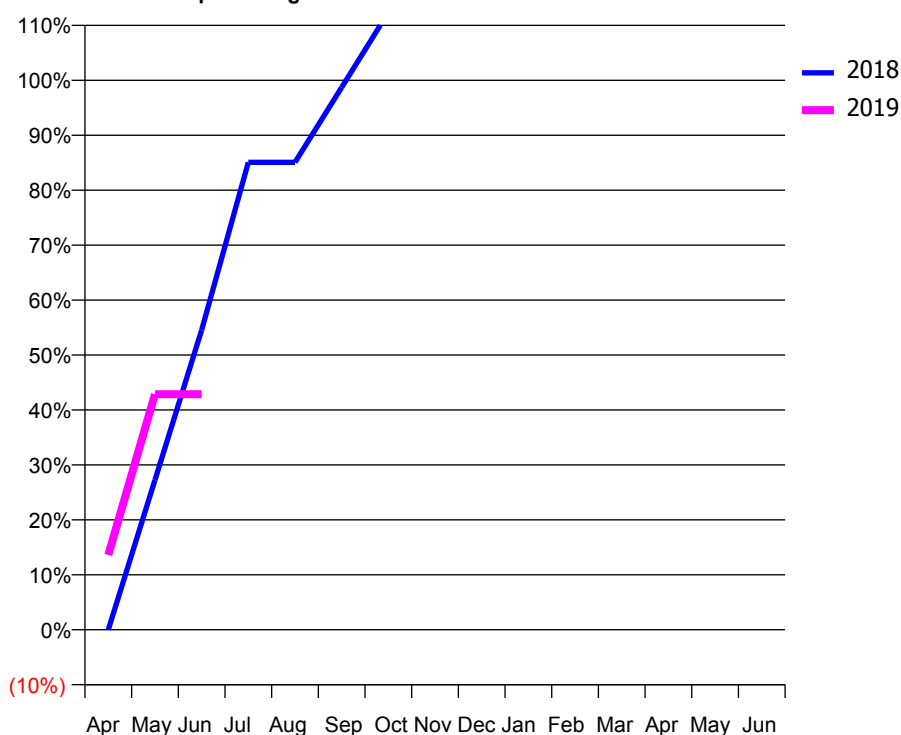
### Q70 - Vital Signs Orthodontic At a Glance Contract Report for 215872/0003 - June 2018

Name or company name	Gosport Road Partnership	18/19 Contracted general activity (UDA)	1,849
Contract type name	GDS Contract	Carry forward general activity (UDA)	0
Purpose of contract	Orthodontic	18/19 Contracted orthodontic activity (UOA)	154
Contract start date	01/04/2006	Carry forward orthodontic activity (UOA)	0
Contract end date		Baseline contract value	£56,820.08

ACCESS	Contract	England and Wales
24 month ratio of assessments to patient IDs	1.02	1.09

ACTIVITY	Contract
Contract assess and fit appliances (case starts) as a percentage of Area Team case starts	0.1 %

Cumulative percentage of contracted UOA delivered 2018 & 2019



Month	Adjusted Scheduled Activity (UOA)		
	2017	2018	2019
April	0	0	21
May	0	42	66
June	0	84	66
July	0	131	
August	0	131	
September	21	152	
October	21	173	
November	24	173	
December	25	173	
January	76	173	
February	119	194	
March	207	194	
April	207	194	
May	207	215	
June	207	215	

#### QUANTITY METRICS (rolling 12 month period)

	Contract Quantity	Contract Base Number	Contract *	Area Team	Region	England
% of all assessments that were assess and fit appliances (case starts)	10	15	66.7%	56.2%	62.0%	60.4%
% of all assessments that were assess and refuse	0	15	0.0%	15.2%	10.5%	11.4%
% of all assessments that were assess and review	5	15	33.3%	28.6%	27.5%	28.3%
% of case starts with a reported IOTN of 3 and Aesthetic Component of 5 or below	0	10	N/A	0.6%	0.2%	0.1%
% of case starts with a reported IOTN of 3 and Aesthetic Component of 6 or above	1	10	10.0%	4.5%	3.4%	4.0%
% of case starts with a reported IOTN of 4	7	10	70.0%	75.5%	77.8%	77.8%
% of case starts with a reported IOTN of 5	2	10	20.0%	17.9%	17.2%	16.7%
% of concluded courses in receipt of dual-arch fixed appliances	3	12	25.0%	73.3%	73.7%	74.3%
% of concluded courses where treatment was abandoned or discontinued	0	12	0.0%	7.5%	5.5%	6.9%
% of patients satisfied with the treatment they have received	0	0	N/A	94.5%	96.1%	95.7%

\* Figures in italics indicate that the base number is less than 100.

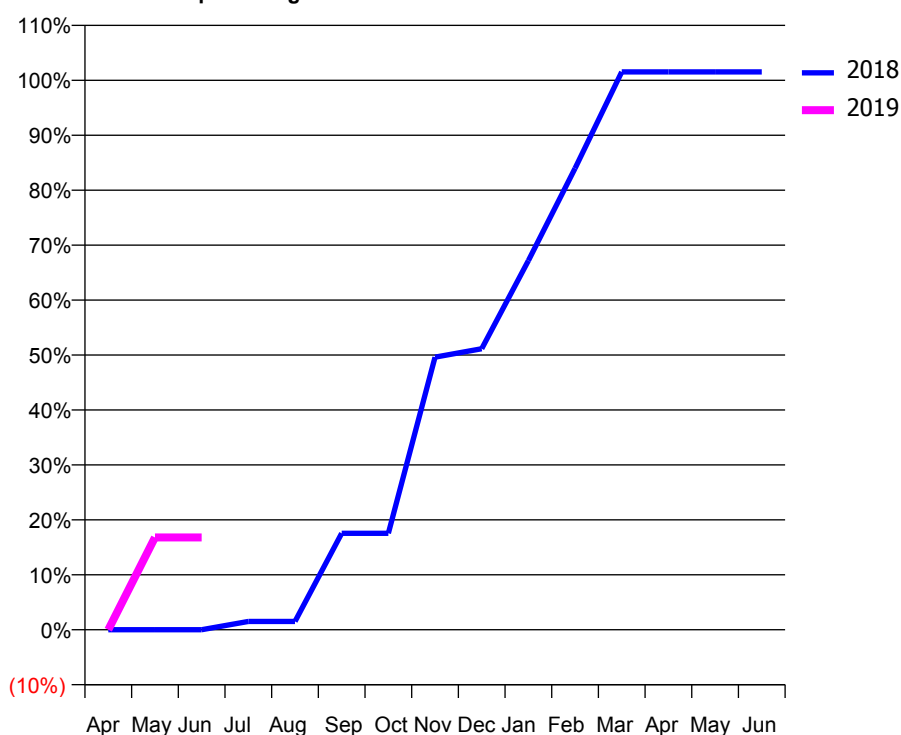
### Q70 - Vital Signs Orthodontic At a Glance Contract Report for 221252/0001 - June 2018

Name or company name	East End Lodge Dental Partnership	18/19 Contracted general activity (UDA)	1,500
Contract type name	GDS Contract	Carry forward general activity (UDA)	0
Purpose of contract	General and Orthodontic	18/19 Contracted orthodontic activity (UOA)	131
Contract start date	01/04/2006	Carry forward orthodontic activity (UOA)	0
Contract end date		Baseline contract value	£47,918.76

ACCESS	Contract	England and Wales
24 month ratio of assessments to patient IDs	1.12	1.09

ACTIVITY	Contract
Contract assess and fit appliances (case starts) as a percentage of Area Team case starts	0.1 %

Cumulative percentage of contracted UOA delivered 2018 & 2019



Month	Adjusted Scheduled Activity (UOA)		
	2017	2018	2019
April	1	0	0
May	5	0	22
June	5	0	22
July	6	2	
August	7	2	
September	32	23	
October	32	23	
November	32	65	
December	33	67	
January	54	88	
February	60	110	
March	103	133	
April	124	133	
May	124	133	
June	124	133	

#### QUANTITY METRICS (rolling 12 month period)

	Contract Quantity	Contract Base Number	Contract *	Area Team	Region	England
% of all assessments that were assess and fit appliances (case starts)	7	15	46.7%	56.2%	62.0%	60.4%
% of all assessments that were assess and refuse	0	15	0.0%	15.2%	10.5%	11.4%
% of all assessments that were assess and review	8	15	53.3%	28.6%	27.5%	28.3%
% of case starts with a reported IOTN of 3 and Aesthetic Component of 5 or below	0	7	N/A	0.6%	0.2%	0.1%
% of case starts with a reported IOTN of 3 and Aesthetic Component of 6 or above	0	7	N/A	4.5%	3.4%	4.0%
% of case starts with a reported IOTN of 4	7	7	100.0%	75.5%	77.8%	77.8%
% of case starts with a reported IOTN of 5	0	7	N/A	17.9%	17.2%	16.7 %
% of concluded courses in receipt of dual-arch fixed appliances	0	0	N/A	73.3%	73.7%	74.3%
% of concluded courses where treatment was abandoned or discontinued	0	0	N/A	7.5%	5.5%	6.9%
% of patients satisfied with the treatment they have received	0	0	N/A	94.5%	96.1%	95.7%

\* Figures in italics indicate that the base number is less than 100.



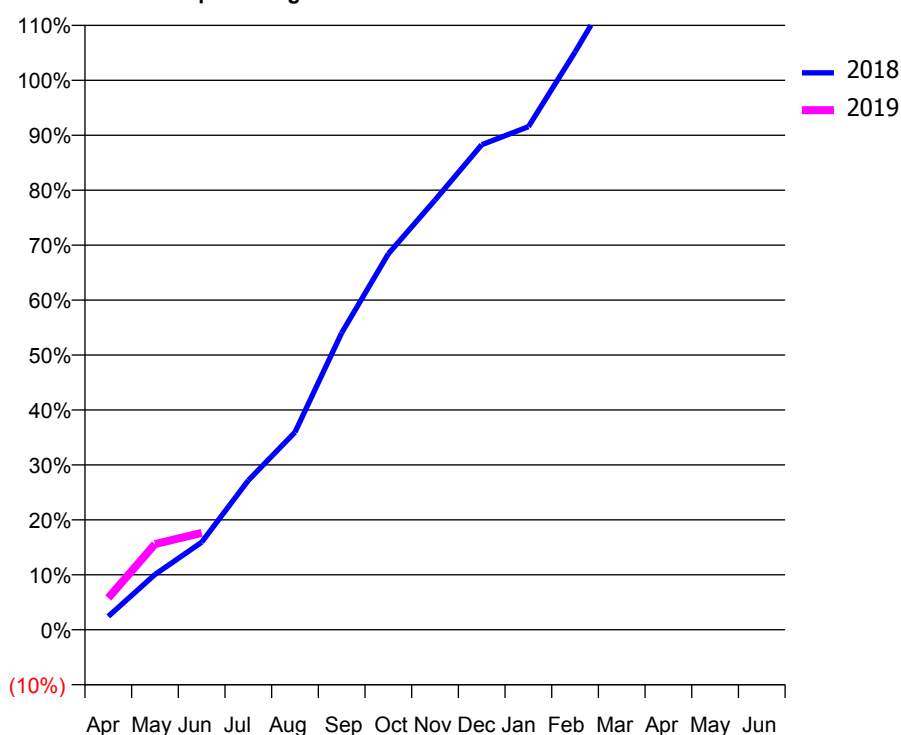
### Q70 - Vital Signs Orthodontic At a Glance Contract Report for 250481/0002 - June 2018

Name or company name	MR GK FLATISCHLER	18/19 Contracted general activity (UDA)	0
Contract type name	PDS Contract	Carry forward general activity (UDA)	0
Purpose of contract	Orthodontic	18/19 Contracted orthodontic activity (UOA)	10,372
Contract start date	01/04/2006	Carry forward orthodontic activity (UOA)	0
Contract end date	31/03/2019	Baseline contract value	£680,195.56

ACCESS	Contract	England and Wales
24 month ratio of assessments to patient IDs	1.03	1.09

ACTIVITY	Contract
Contract assess and fit appliances (case starts) as a percentage of Area Team case starts	7.0 %

Cumulative percentage of contracted UOA delivered 2018 & 2019



Month	Adjusted Scheduled Activity (UOA)		
	2017	2018	2019
April	-61	254	601
May	692	1,044	1,617
June	1,457	1,652	1,829
July	1,991	2,821	
August	2,828	3,728	
September	3,778	5,604	
October	5,140	7,097	
November	6,442	8,111	
December	6,442	9,156	
January	8,622	9,496	
February	11,151	10,905	
March	11,840	12,391	
April	12,434	12,800	
May	12,520	12,802	
June	12,520	12,802	

#### QUANTITY METRICS (rolling 12 month period)

	Contract Quantity	Contract Base Number	Contract *	Area Team	Region	England
% of all assessments that were assess and fit appliances (case starts)	608	953	63.8%	56.2%	62.0%	60.4%
% of all assessments that were assess and refuse	150	953	15.7%	15.2%	10.5%	11.4%
% of all assessments that were assess and review	195	953	20.5%	28.6%	27.5%	28.3%
% of case starts with a reported IOTN of 3 and Aesthetic Component of 5 or below	0	608	N/A	0.6%	0.2%	0.1%
% of case starts with a reported IOTN of 3 and Aesthetic Component of 6 or above	12	608	2.0%	4.5%	3.4%	4.0%
% of case starts with a reported IOTN of 4	465	608	76.5%	75.5%	77.8%	77.8%
% of case starts with a reported IOTN of 5	131	608	21.5%	17.9%	17.2%	16.7%
% of concluded courses in receipt of dual-arch fixed appliances	0	213	N/A	73.3%	73.7%	74.3%
% of concluded courses where treatment was abandoned or discontinued	8	213	3.8%	7.5%	5.5%	6.9%
% of patients satisfied with the treatment they have received	35	38	92.1%	94.5%	96.1%	95.7%

\* Figures in italics indicate that the base number is less than 100.

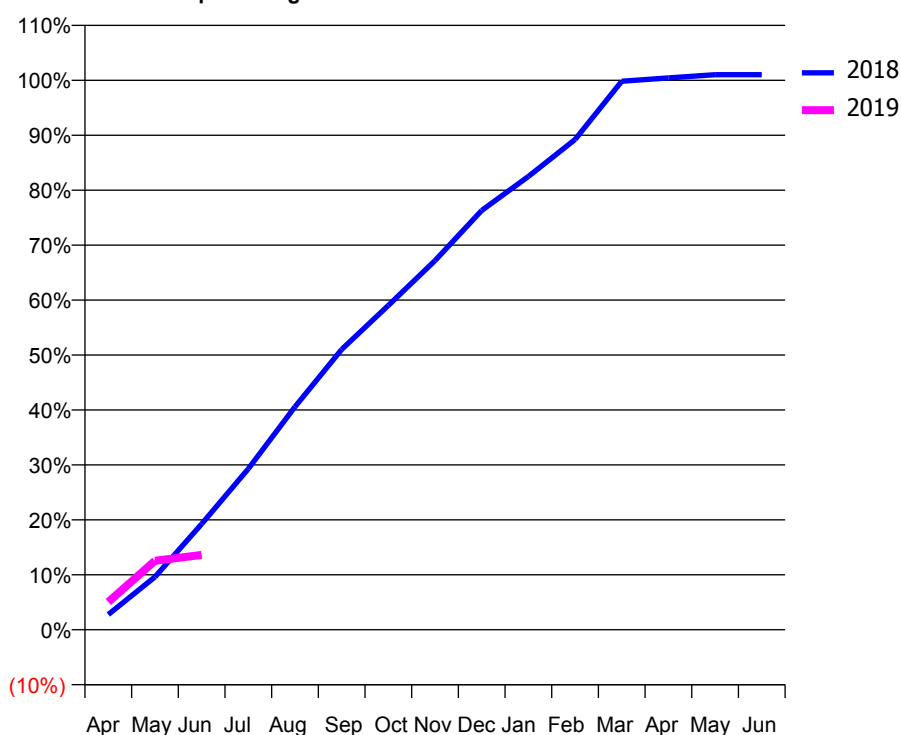
### Q70 - Vital Signs Orthodontic At a Glance Contract Report for 310360/0001 - June 2018

Name or company name	MRS ME LAMMIMAN	18/19 Contracted general activity (UDA)	0
Contract type name	PDS Contract	Carry forward general activity (UDA)	0
Purpose of contract	General and Orthodontic	18/19 Contracted orthodontic activity (UOA)	4,027
Contract start date	01/04/2006	Carry forward orthodontic activity (UOA)	0
Contract end date	31/03/2019	Baseline contract value	£253,432.56

ACCESS	Contract	England and Wales
24 month ratio of assessments to patient IDs	1.14	1.09

ACTIVITY	Contract
Contract assess and fit appliances (case starts) as a percentage of Area Team case starts	2.0 %

Cumulative percentage of contracted UOA delivered 2018 & 2019



Month	Adjusted Scheduled Activity (UOA)		
	2017	2018	2019
April	260	112	204
May	547	388	506
June	779	775	549
July	1,541	1,180	
August	1,963	1,635	
September	2,325	2,055	
October	2,684	2,377	
November	3,084	2,706	
December	3,423	3,073	
January	3,573	3,322	
February	3,911	3,592	
March	4,032	4,019	
April	4,159	4,044	
May	4,159	4,067	
June	4,159	4,067	

#### QUANTITY METRICS (rolling 12 month period)

	Contract Quantity	Contract Base Number	Contract *	Area Team	Region	England
% of all assessments that were assess and fit appliances (case starts)	177	367	48.2%	56.2%	62.0%	60.4%
% of all assessments that were assess and refuse	5	367	1.4%	15.2%	10.5%	11.4%
% of all assessments that were assess and review	185	367	50.4%	28.6%	27.5%	28.3%
% of case starts with a reported IOTN of 3 and Aesthetic Component of 5 or below	1	177	0.6%	0.6%	0.2%	0.1%
% of case starts with a reported IOTN of 3 and Aesthetic Component of 6 or above	21	177	11.9%	4.5%	3.4%	4.0%
% of case starts with a reported IOTN of 4	108	177	61.0%	75.5%	77.8%	77.8%
% of case starts with a reported IOTN of 5	45	177	25.4%	17.9%	17.2%	16.7 %
% of concluded courses in receipt of dual-arch fixed appliances	191	229	83.4%	73.3%	73.7%	74.3%
% of concluded courses where treatment was abandoned or discontinued	30	229	13.1%	7.5%	5.5%	6.9%
% of patients satisfied with the treatment they have received	2	3	66.7%	94.5%	96.1%	95.7%

\* Figures in italics indicate that the base number is less than 100.

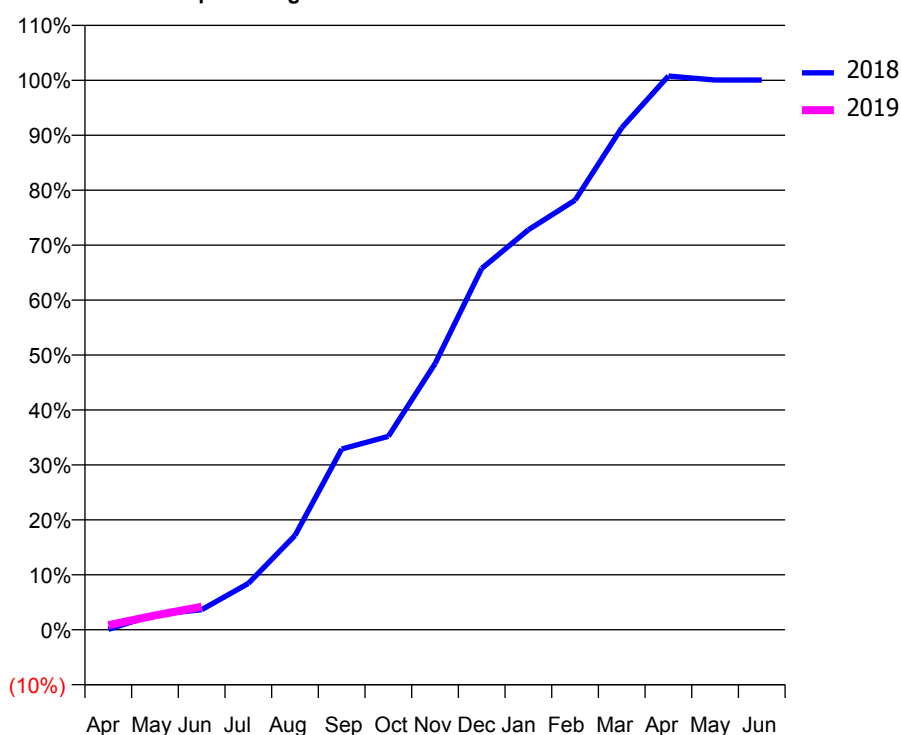
### Q70 - Vital Signs Orthodontic At a Glance Contract Report for 332682/0001 - June 2018

Name or company name	MRS EC WEEKS	18/19 Contracted general activity (UDA)	0
Contract type name	PDS Contract	Carry forward general activity (UDA)	0
Purpose of contract	Orthodontic	18/19 Contracted orthodontic activity (UOA)	2,730
Contract start date	01/04/2006	Carry forward orthodontic activity (UOA)	0
Contract end date	31/03/2019	Baseline contract value	£163,958.05

ACCESS	Contract	England and Wales
24 month ratio of assessments to patient IDs	1.02	1.09

ACTIVITY	Contract
Contract assess and fit appliances (case starts) as a percentage of Area Team case starts	1.6 %

Cumulative percentage of contracted UOA delivered 2018 & 2019



Month	Adjusted Scheduled Activity (UOA)		
	2017	2018	2019
April	-111	2	23
May	-48	75	71
June	141	100	114
July	382	230	
August	490	469	
September	679	898	
October	1,127	961	
November	1,573	1,322	
December	1,644	1,795	
January	1,777	1,987	
February	2,029	2,134	
March	2,391	2,494	
April	2,731	2,751	
May	2,731	2,731	
June	2,731	2,731	

#### QUANTITY METRICS (rolling 12 month period)

	Contract Quantity	Contract Base Number	Contract *	Area Team	Region	England
% of all assessments that were assess and fit appliances (case starts)	134	171	78.4%	56.2%	62.0%	60.4%
% of all assessments that were assess and refuse	21	171	12.3%	15.2%	10.5%	11.4%
% of all assessments that were assess and review	16	171	9.4%	28.6%	27.5%	28.3%
% of case starts with a reported IOTN of 3 and Aesthetic Component of 5 or below	0	134	N/A	0.6%	0.2%	0.1%
% of case starts with a reported IOTN of 3 and Aesthetic Component of 6 or above	12	134	9.0%	4.5%	3.4%	4.0%
% of case starts with a reported IOTN of 4	105	134	78.4%	75.5%	77.8%	77.8%
% of case starts with a reported IOTN of 5	14	134	10.4%	17.9%	17.2%	16.7 %
% of concluded courses in receipt of dual-arch fixed appliances	131	150	87.3%	73.3%	73.7%	74.3%
% of concluded courses where treatment was abandoned or discontinued	13	150	8.7%	7.5%	5.5%	6.9%
% of patients satisfied with the treatment they have received	4	4	100.0%	94.5%	96.1%	95.7%

\* Figures in italics indicate that the base number is less than 100.

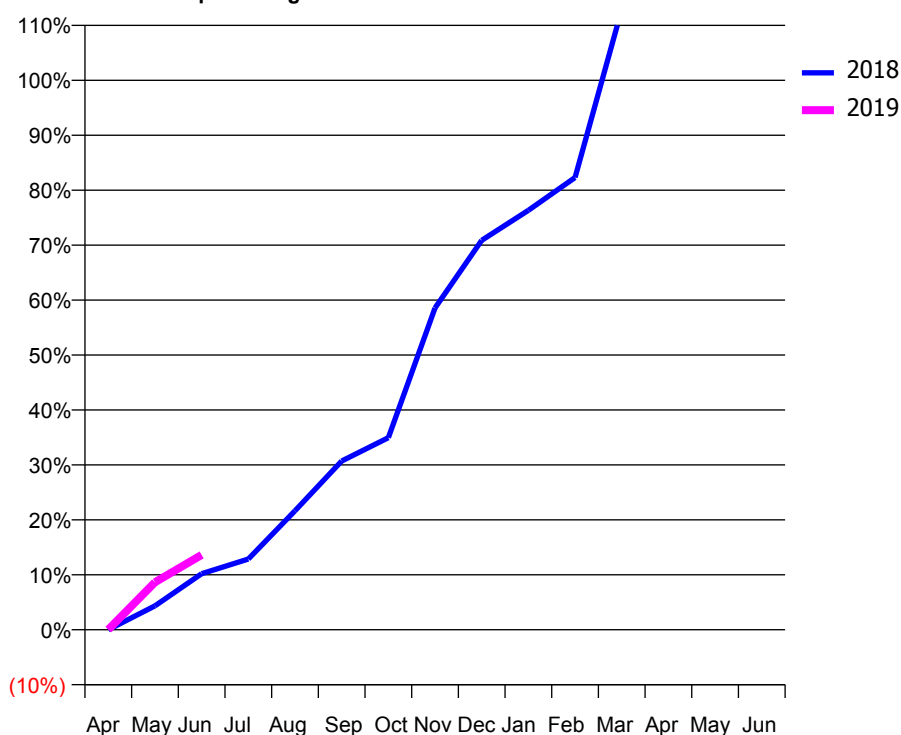
### Q70 - Vital Signs Orthodontic At a Glance Contract Report for 338389/0001 - June 2018

Name or company name	MR TA HARTRIDGE	18/19 Contracted general activity (UDA)	0
Contract type name	PDS Contract	Carry forward general activity (UDA)	0
Purpose of contract	Orthodontic	18/19 Contracted orthodontic activity (UOA)	7,915
Contract start date	01/04/2006	Carry forward orthodontic activity (UOA)	0
Contract end date	31/03/2026	Baseline contract value	£519,113.55

ACCESS	Contract	England and Wales
24 month ratio of assessments to patient IDs	1.05	1.09

ACTIVITY	Contract
Contract assess and fit appliances (case starts) as a percentage of Area Team case starts	5.1 %

Cumulative percentage of contracted UOA delivered 2018 & 2019



Month	Adjusted Scheduled Activity (UOA)		
	2017	2018	2019
April	146	0	2
May	1,407	344	684
June	1,993	808	1,078
July	2,455	1,018	
August	2,843	1,714	
September	2,843	2,431	
October	4,317	2,767	
November	4,516	4,635	
December	5,262	5,609	
January	5,906	6,042	
February	6,296	6,515	
March	8,502	8,930	
April	9,519	9,486	
May	9,540	9,486	
June	9,540	9,486	

#### QUANTITY METRICS (rolling 12 month period)

	Contract Quantity	Contract Base Number	Contract *	Area Team	Region	England
% of all assessments that were assess and fit appliances (case starts)	443	949	46.7%	56.2%	62.0%	60.4%
% of all assessments that were assess and refuse	170	949	17.9%	15.2%	10.5%	11.4%
% of all assessments that were assess and review	336	949	35.4%	28.6%	27.5%	28.3%
% of case starts with a reported IOTN of 3 and Aesthetic Component of 5 or below	0	443	N/A	0.6%	0.2%	0.1%
% of case starts with a reported IOTN of 3 and Aesthetic Component of 6 or above	26	443	5.9%	4.5%	3.4%	4.0%
% of case starts with a reported IOTN of 4	319	443	72.0%	75.5%	77.8%	77.8%
% of case starts with a reported IOTN of 5	98	443	22.1%	17.9%	17.2%	16.7 %
% of concluded courses in receipt of dual-arch fixed appliances	353	411	85.9%	73.3%	73.7%	74.3%
% of concluded courses where treatment was abandoned or discontinued	27	411	6.6%	7.5%	5.5%	6.9%
% of patients satisfied with the treatment they have received	10	11	90.9%	94.5%	96.1%	95.7%

\* Figures in italics indicate that the base number is less than 100.

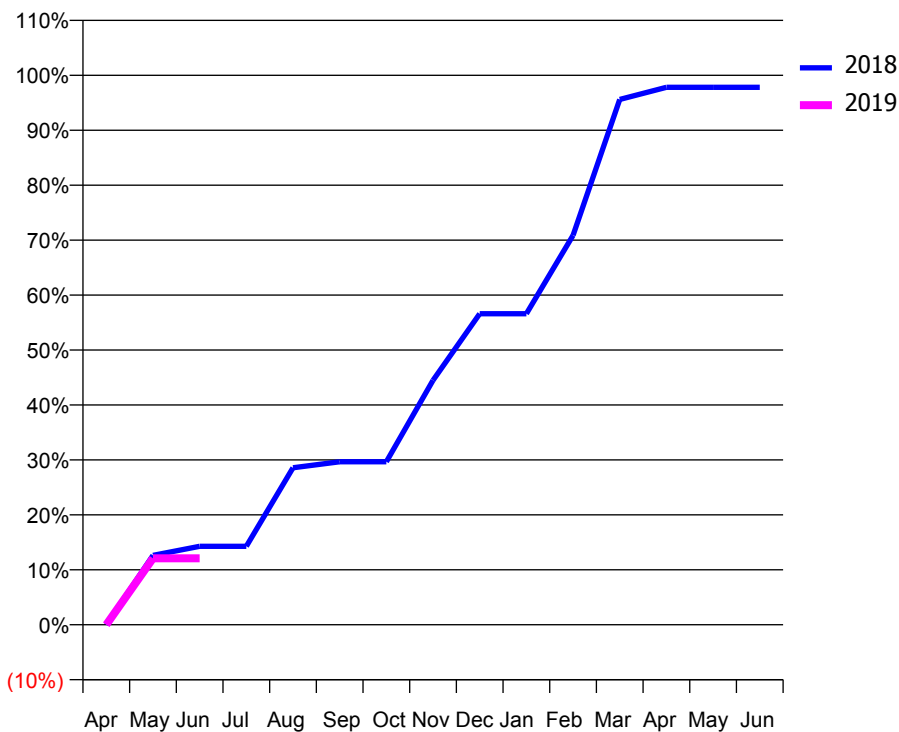
### Q70 - Vital Signs Orthodontic At a Glance Contract Report for 567485/0002 - June 2018

Name or company name	MR PT JONES	18/19 Contracted general activity (UDA)	800
Contract type name	GDS Contract	Carry forward general activity (UDA)	0
Purpose of contract	General and Orthodontic	18/19 Contracted orthodontic activity (UOA)	182
Contract start date	01/04/2006	Carry forward orthodontic activity (UOA)	0
Contract end date		Baseline contract value	£37,135.71

ACCESS	Contract	England and Wales
24 month ratio of assessments to patient IDs	1.01	1.09

ACTIVITY	Contract
Contract assess and fit appliances (case starts) as a percentage of Area Team case starts	0.1 %

Cumulative percentage of contracted UOA delivered 2018 & 2019



Month	Adjusted Scheduled Activity (UOA)		
	2017	2018	2019
April	18	0	0
May	18	23	22
June	20	26	22
July	43	26	
August	43	52	
September	49	54	
October	71	54	
November	97	81	
December	121	103	
January	122	103	
February	166	129	
March	167	174	
April	170	178	
May	173	178	
June	173	178	

#### QUANTITY METRICS (rolling 12 month period)

	Contract Quantity	Contract Base Number	Contract *	Area Team	Region	England
% of all assessments that were assess and fit appliances (case starts)	7	34	20.6%	56.2%	62.0%	60.4%
% of all assessments that were assess and refuse	0	34	0.0%	15.2%	10.5%	11.4%
% of all assessments that were assess and review	27	34	79.4%	28.6%	27.5%	28.3%
% of case starts with a reported IOTN of 3 and Aesthetic Component of 5 or below	0	7	N/A	0.6%	0.2%	0.1%
% of case starts with a reported IOTN of 3 and Aesthetic Component of 6 or above	2	7	28.6%	4.5%	3.4%	4.0%
% of case starts with a reported IOTN of 4	4	7	57.1%	75.5%	77.8%	77.8%
% of case starts with a reported IOTN of 5	1	7	14.3%	17.9%	17.2%	16.7%
% of concluded courses in receipt of dual-arch fixed appliances	0	6	N/A	73.3%	73.7%	74.3%
% of concluded courses where treatment was abandoned or discontinued	0	6	0.0%	7.5%	5.5%	6.9%
% of patients satisfied with the treatment they have received	0	0	N/A	94.5%	96.1%	95.7%

\* Figures in italics indicate that the base number is less than 100.

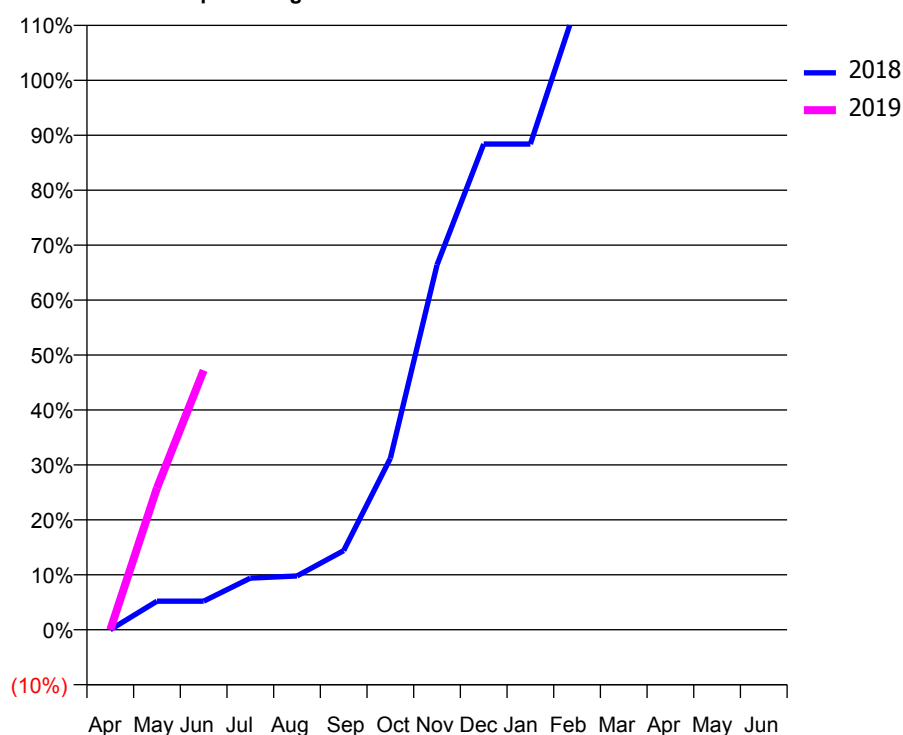
### Q70 - Vital Signs Orthodontic At a Glance Contract Report for 574074/0001 - June 2018

Name or company name	MR NL JONES	18/19 Contracted general activity (UDA)	13,816
Contract type name	GDS Contract	Carry forward general activity (UDA)	0
Purpose of contract	Orthodontic	18/19 Contracted orthodontic activity (UOA)	500
Contract start date	01/04/2006	Carry forward orthodontic activity (UOA)	0
Contract end date		Baseline contract value	£437,597.63

ACCESS	Contract	England and Wales
24 month ratio of assessments to patient IDs	1.15	1.09

ACTIVITY	Contract
Contract assess and fit appliances (case starts) as a percentage of Area Team case starts	0.4 %

Cumulative percentage of contracted UOA delivered 2018 & 2019



Month	Adjusted Scheduled Activity (UOA)		
	2017	2018	2019
April	0	0	0
May	25	26	129
June	25	26	236
July	73	47	
August	73	49	
September	183	72	
October	291	156	
November	314	332	
December	317	442	
January	317	442	
February	391	570	
March	451	596	
April	621	596	
May	621	597	
June	621	597	

#### QUANTITY METRICS (rolling 12 month period)

	Contract Quantity	Contract Base Number	Contract *	Area Team	Region	England
% of all assessments that were assess and fit appliances (case starts)	38	64	59.4%	56.2%	62.0%	60.4%
% of all assessments that were assess and refuse	7	64	10.9%	15.2%	10.5%	11.4%
% of all assessments that were assess and review	19	64	29.7%	28.6%	27.5%	28.3%
% of case starts with a reported IOTN of 3 and Aesthetic Component of 5 or below	1	38	2.6%	0.6%	0.2%	0.1%
% of case starts with a reported IOTN of 3 and Aesthetic Component of 6 or above	5	38	13.2%	4.5%	3.4%	4.0%
% of case starts with a reported IOTN of 4	26	38	68.4%	75.5%	77.8%	77.8%
% of case starts with a reported IOTN of 5	6	38	15.8%	17.9%	17.2%	16.7%
% of concluded courses in receipt of dual-arch fixed appliances	2	6	33.3%	73.3%	73.7%	74.3%
% of concluded courses where treatment was abandoned or discontinued	2	6	33.3%	7.5%	5.5%	6.9%
% of patients satisfied with the treatment they have received	2	2	100.0%	94.5%	96.1%	95.7%

\* Figures in italics indicate that the base number is less than 100.

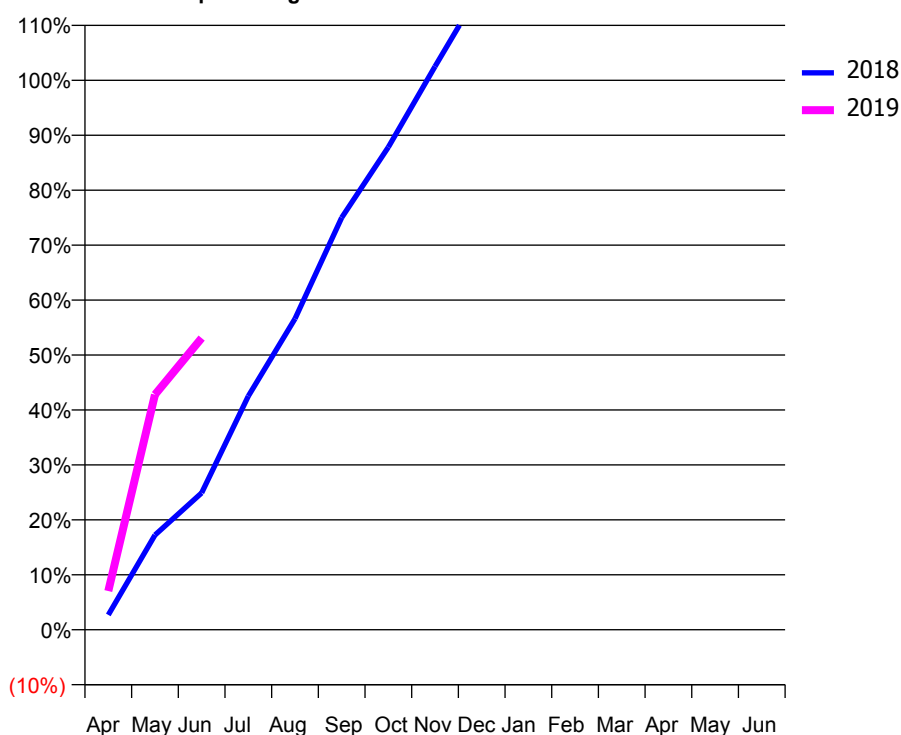
### Q70 - Vital Signs Orthodontic At a Glance Contract Report for 737267/0001 - June 2018

Name or company name	MS NM HENDRICKSE	18/19 Contracted general activity (UDA)	0
Contract type name	PDS Contract	Carry forward general activity (UDA)	0
Purpose of contract	Orthodontic	18/19 Contracted orthodontic activity (UOA)	5,750
Contract start date	01/04/2006	Carry forward orthodontic activity (UOA)	0
Contract end date	31/03/2019	Baseline contract value	£341,377.34

ACCESS	Contract	England and Wales
24 month ratio of assessments to patient IDs	1.05	1.09

ACTIVITY	Contract
Contract assess and fit appliances (case starts) as a percentage of Area Team case starts	4.7 %

Cumulative percentage of contracted UOA delivered 2018 & 2019



Month	Adjusted Scheduled Activity (UOA)		
	2017	2018	2019
April	196	155	406
May	1,734	992	2,461
June	2,242	1,433	3,052
July	2,548	2,446	
August	2,968	3,254	
September	3,446	4,312	
October	4,107	5,051	
November	4,762	5,894	
December	5,286	6,718	
January	5,634	7,038	
February	5,889	7,054	
March	6,370	7,055	
April	6,608	7,056	
May	6,611	7,107	
June	6,611	7,107	

#### QUANTITY METRICS (rolling 12 month period)

	Contract Quantity	Contract Base Number	Contract *	Area Team	Region	England
% of all assessments that were assess and fit appliances (case starts)	409	816	50.1%	56.2%	62.0%	60.4%
% of all assessments that were assess and refuse	183	816	22.4%	15.2%	10.5%	11.4%
% of all assessments that were assess and review	224	816	27.5%	28.6%	27.5%	28.3%
% of case starts with a reported IOTN of 3 and Aesthetic Component of 5 or below	0	409	N/A	0.6%	0.2%	0.1%
% of case starts with a reported IOTN of 3 and Aesthetic Component of 6 or above	9	409	2.2%	4.5%	3.4%	4.0%
% of case starts with a reported IOTN of 4	283	409	69.2%	75.5%	77.8%	77.8%
% of case starts with a reported IOTN of 5	111	409	27.1%	17.9%	17.2%	16.7 %
% of concluded courses in receipt of dual-arch fixed appliances	210	255	82.4%	73.3%	73.7%	74.3%
% of concluded courses where treatment was abandoned or discontinued	19	255	7.5%	7.5%	5.5%	6.9%
% of patients satisfied with the treatment they have received	9	9	100.0%	94.5%	96.1%	95.7%

\* Figures in italics indicate that the base number is less than 100.

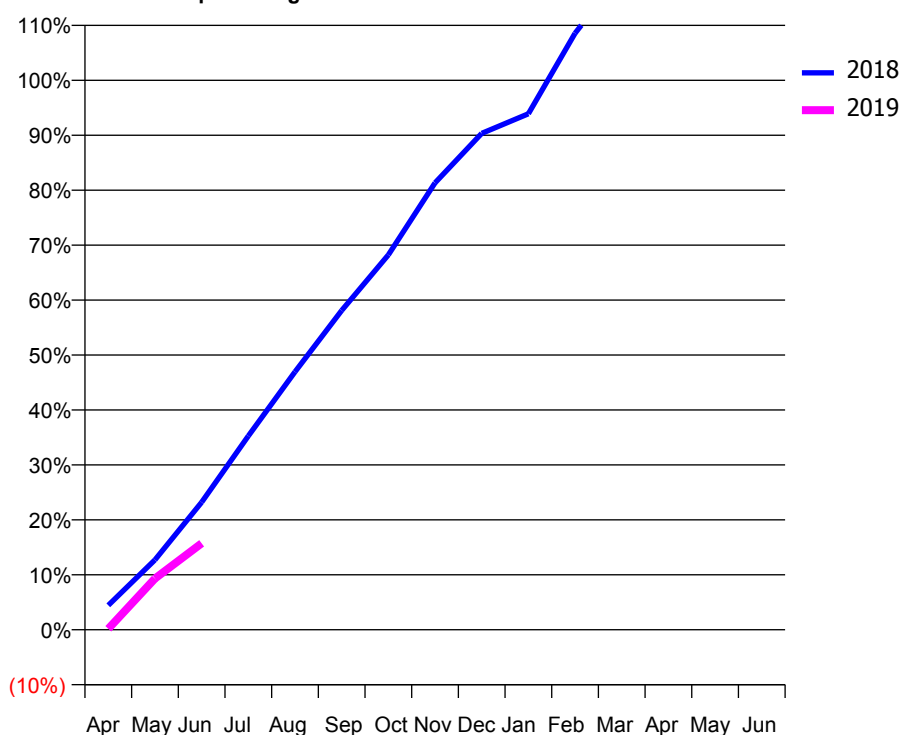
### Q70 - Vital Signs Orthodontic At a Glance Contract Report for 745383/0001 - June 2018

Name or company name	MR DJ GALE	18/19 Contracted general activity (UDA)	0
Contract type name	PDS Contract	Carry forward general activity (UDA)	0
Purpose of contract	Orthodontic	18/19 Contracted orthodontic activity (UOA)	7,045
Contract start date	01/04/2006	Carry forward orthodontic activity (UOA)	0
Contract end date	31/03/2026	Baseline contract value	£462,031.35

ACCESS	Contract	England and Wales
24 month ratio of assessments to patient IDs	1.09	1.09

ACTIVITY	Contract
Contract assess and fit appliances (case starts) as a percentage of Area Team case starts	4.3 %

Cumulative percentage of contracted UOA delivered 2018 & 2019



Month	Adjusted Scheduled Activity (UOA)		
	2017	2018	2019
April	185	314	13
May	828	896	658
June	1,228	1,636	1,108
July	1,822	2,485	
August	2,495	3,307	
September	3,014	4,093	
October	3,450	4,806	
November	4,522	5,730	
December	5,294	6,364	
January	5,900	6,615	
February	6,823	7,648	
March	7,416	8,405	
April	7,865	8,634	
May	7,866	8,634	
June	7,866	8,634	

#### QUANTITY METRICS (rolling 12 month period)

	Contract Quantity	Contract Base Number	Contract *	Area Team	Region	England
% of all assessments that were assess and fit appliances (case starts)	372	775	48.0%	56.2%	62.0%	60.4%
% of all assessments that were assess and refuse	209	775	27.0%	15.2%	10.5%	11.4%
% of all assessments that were assess and review	194	775	25.0%	28.6%	27.5%	28.3%
% of case starts with a reported IOTN of 3 and Aesthetic Component of 5 or below	2	372	0.5%	0.6%	0.2%	0.1%
% of case starts with a reported IOTN of 3 and Aesthetic Component of 6 or above	0	372	N/A	4.5%	3.4%	4.0%
% of case starts with a reported IOTN of 4	284	372	76.3%	75.5%	77.8%	77.8%
% of case starts with a reported IOTN of 5	86	372	23.1%	17.9%	17.2%	16.7 %
% of concluded courses in receipt of dual-arch fixed appliances	287	309	92.9%	73.3%	73.7%	74.3%
% of concluded courses where treatment was abandoned or discontinued	13	309	4.2%	7.5%	5.5%	6.9%
% of patients satisfied with the treatment they have received	14	15	93.3%	94.5%	96.1%	95.7%

\* Figures in italics indicate that the base number is less than 100.



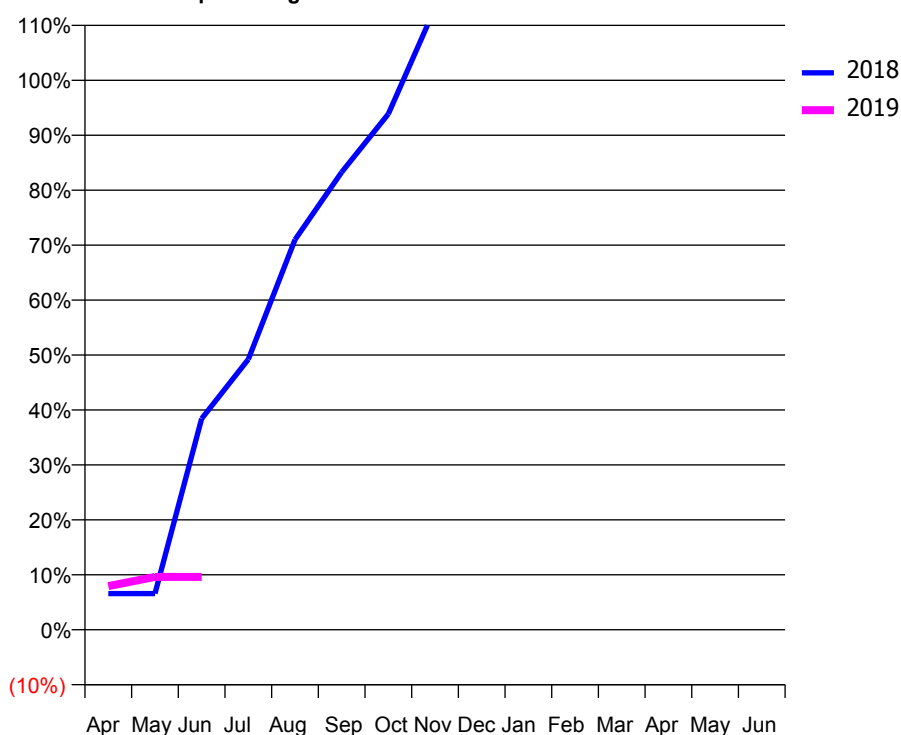
### Q70 - Vital Signs Orthodontic At a Glance Contract Report for 767689/0001 - June 2018

Name or company name	Southampton Orthodontic Centre	18/19 Contracted general activity (UDA)	0
Contract type name	PDS Contract	Carry forward general activity (UDA)	0
Purpose of contract	Orthodontic	18/19 Contracted orthodontic activity (UOA)	12,502
Contract start date	30/10/2009	Carry forward orthodontic activity (UOA)	0
Contract end date	31/03/2019	Baseline contract value	£616,902.30

ACCESS	Contract	England and Wales
24 month ratio of assessments to patient IDs	1.00	1.09

ACTIVITY	Contract
Contract assess and fit appliances (case starts) as a percentage of Area Team case starts	8.0 %

Cumulative percentage of contracted UOA delivered 2018 & 2019



Month	Adjusted Scheduled Activity (UOA)		
	2017	2018	2019
April	0	823	993
May	0	823	1,203
June	6,254	4,803	1,203
July	8,874	6,155	
August	8,874	8,876	
September	12,481	10,411	
October	12,966	11,736	
November	12,966	14,146	
December	12,966	14,654	
January	12,966	14,654	
February	15,179	15,011	
March	15,179	16,531	
April	15,179	18,045	
May	15,179	18,045	
June	15,179	18,045	

#### QUANTITY METRICS (rolling 12 month period)

	Contract Quantity	Contract Base Number	Contract *	Area Team	Region	England
% of all assessments that were assess and fit appliances (case starts)	691	691	100.0%	56.2%	62.0%	60.4%
% of all assessments that were assess and refuse	0	691	0.0%	15.2%	10.5%	11.4%
% of all assessments that were assess and review	0	691	0.0%	28.6%	27.5%	28.3%
% of case starts with a reported IOTN of 3 and Aesthetic Component of 5 or below	0	691	N/A	0.6%	0.2%	0.1%
% of case starts with a reported IOTN of 3 and Aesthetic Component of 6 or above	0	691	N/A	4.5%	3.4%	4.0%
% of case starts with a reported IOTN of 4	623	691	90.2%	75.5%	77.8%	77.8%
% of case starts with a reported IOTN of 5	63	691	9.1%	17.9%	17.2%	16.7%
% of concluded courses in receipt of dual-arch fixed appliances	536	740	72.4%	73.3%	73.7%	74.3%
% of concluded courses where treatment was abandoned or discontinued	87	740	11.8%	7.5%	5.5%	6.9%
% of patients satisfied with the treatment they have received	12	13	92.3%	94.5%	96.1%	95.7%

\* Figures in italics indicate that the base number is less than 100.

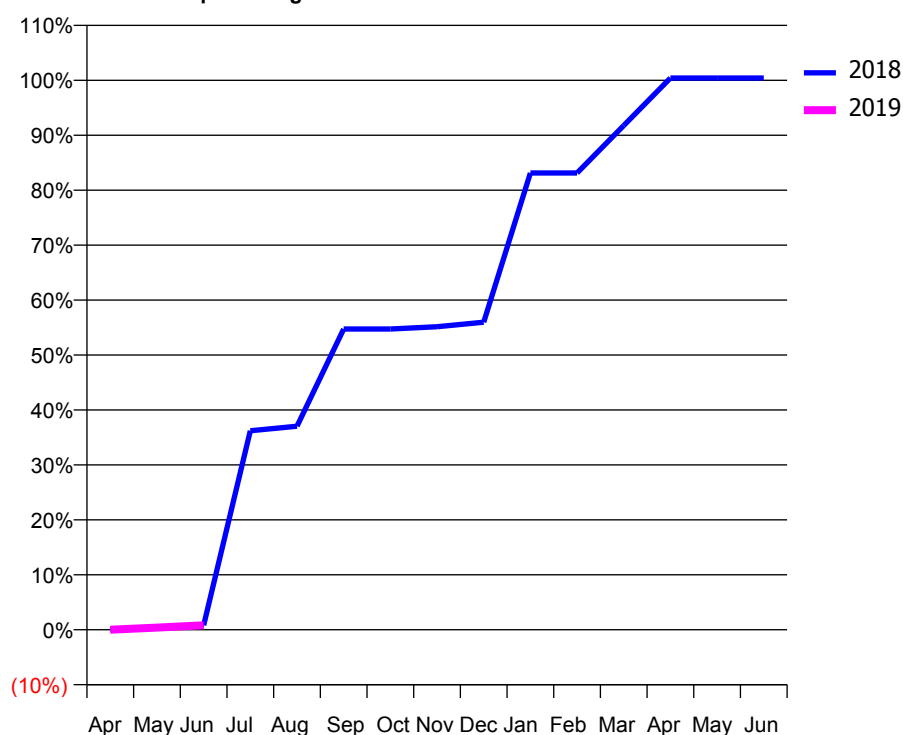
### Q70 - Vital Signs Orthodontic At a Glance Contract Report for 820563/0001 - June 2018

Name or company name	MR MJ COLE	18/19 Contracted general activity (UDA)	1,870
Contract type name	GDS Contract	Carry forward general activity (UDA)	0
Purpose of contract	General and Orthodontic	18/19 Contracted orthodontic activity (UOA)	243
Contract start date	01/04/2006	Carry forward orthodontic activity (UOA)	0
Contract end date		Baseline contract value	£64,411.65

ACCESS	Contract	England and Wales
24 month ratio of assessments to patient IDs	1.05	1.09

ACTIVITY	Contract
Contract assess and fit appliances (case starts) as a percentage of Area Team case starts	0.1 %

Cumulative percentage of contracted UOA delivered 2018 & 2019



Month	Adjusted Scheduled Activity (UOA)		
	2017	2018	2019
April	0	0	0
May	22	1	1
June	86	2	2
July	108	88	
August	108	90	
September	129	133	
October	193	133	
November	193	134	
December	193	136	
January	214	202	
February	214	202	
March	257	223	
April	257	244	
May	257	244	
June	257	244	

#### QUANTITY METRICS (rolling 12 month period)

	Contract Quantity	Contract Base Number	Contract *	Area Team	Region	England
% of all assessments that were assess and fit appliances (case starts)	11	24	45.8%	56.2%	62.0%	60.4%
% of all assessments that were assess and refuse	5	24	20.8%	15.2%	10.5%	11.4%
% of all assessments that were assess and review	8	24	33.3%	28.6%	27.5%	28.3%
% of case starts with a reported IOTN of 3 and Aesthetic Component of 5 or below	0	11	N/A	0.6%	0.2%	0.1%
% of case starts with a reported IOTN of 3 and Aesthetic Component of 6 or above	3	11	27.3%	4.5%	3.4%	4.0%
% of case starts with a reported IOTN of 4	8	11	72.7%	75.5%	77.8%	77.8%
% of case starts with a reported IOTN of 5	0	11	N/A	17.9%	17.2%	16.7%
% of concluded courses in receipt of dual-arch fixed appliances	0	15	N/A	73.3%	73.7%	74.3%
% of concluded courses where treatment was abandoned or discontinued	2	15	13.3%	7.5%	5.5%	6.9%
% of patients satisfied with the treatment they have received	0	0	N/A	94.5%	96.1%	95.7%

\* Figures in italics indicate that the base number is less than 100.

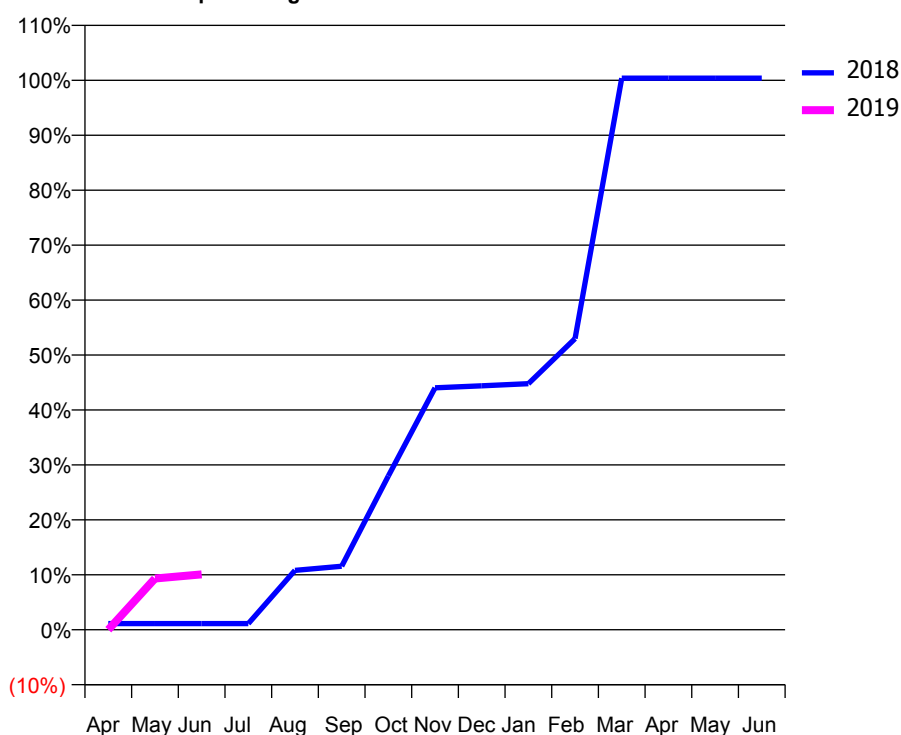
### Q70 - Vital Signs Orthodontic At a Glance Contract Report for 915394/0001 - June 2018

Name or company name	Linden Avenue Partnership	18/19 Contracted general activity (UDA)	2,800
Contract type name	GDS Contract	Carry forward general activity (UDA)	0
Purpose of contract	General and Orthodontic	18/19 Contracted orthodontic activity (UOA)	268
Contract start date	01/04/2006	Carry forward orthodontic activity (UOA)	0
Contract end date		Baseline contract value	£89,245.19

ACCESS	Contract	England and Wales
24 month ratio of assessments to patient IDs	1.06	1.09

ACTIVITY	Contract
Contract assess and fit appliances (case starts) as a percentage of Area Team case starts	0.2 %

Cumulative percentage of contracted UOA delivered 2018 & 2019



Month	Adjusted Scheduled Activity (UOA)		
	2017	2018	2019
April	0	3	0
May	1	3	25
June	1	3	27
July	1	3	
August	1	29	
September	22	31	
October	22	75	
November	67	118	
December	67	119	
January	67	120	
February	67	142	
March	67	269	
April	279	269	
May	279	269	
June	279	269	

#### QUANTITY METRICS (rolling 12 month period)

	Contract Quantity	Contract Base Number	Contract *	Area Team	Region	England
% of all assessments that were assess and fit appliances (case starts)	13	33	39.4%	56.2%	62.0%	60.4%
% of all assessments that were assess and refuse	9	33	27.3%	15.2%	10.5%	11.4%
% of all assessments that were assess and review	11	33	33.3%	28.6%	27.5%	28.3%
% of case starts with a reported IOTN of 3 and Aesthetic Component of 5 or below	0	13	N/A	0.6%	0.2%	0.1%
% of case starts with a reported IOTN of 3 and Aesthetic Component of 6 or above	0	13	N/A	4.5%	3.4%	4.0%
% of case starts with a reported IOTN of 4	13	13	100.0%	75.5%	77.8%	77.8%
% of case starts with a reported IOTN of 5	0	13	N/A	17.9%	17.2%	16.7 %
% of concluded courses in receipt of dual-arch fixed appliances	1	15	6.7%	73.3%	73.7%	74.3%
% of concluded courses where treatment was abandoned or discontinued	2	15	13.3%	7.5%	5.5%	6.9%
% of patients satisfied with the treatment they have received	0	0	N/A	94.5%	96.1%	95.7%

\* Figures in italics indicate that the base number is less than 100.

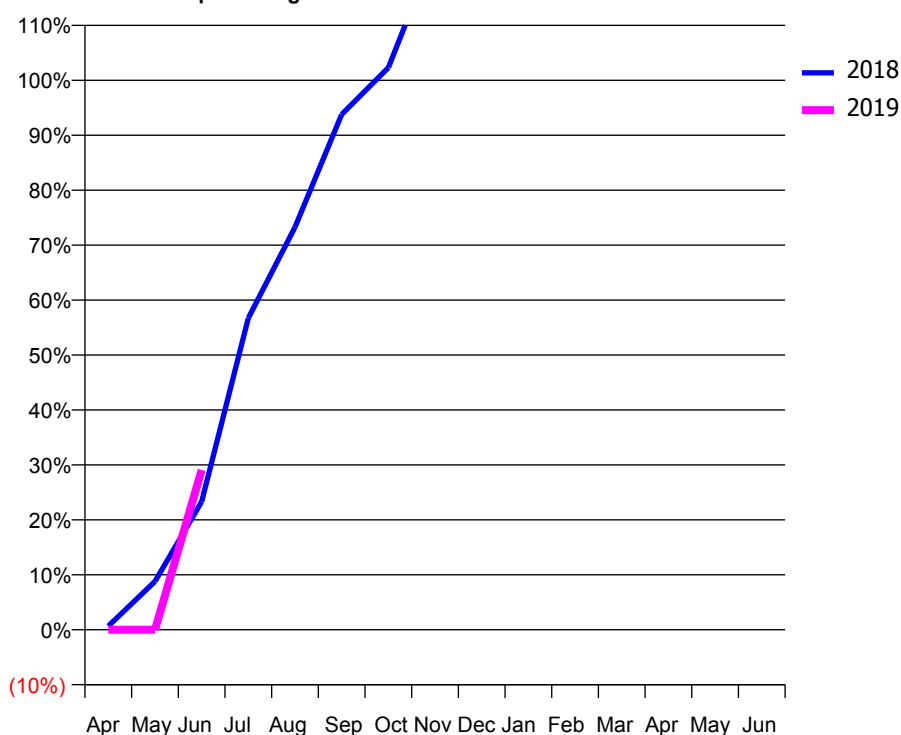
### Q70 - Vital Signs Orthodontic At a Glance Contract Report for 939900/0001 - June 2018

Name or company name	MRS KM ROWLAND	18/19 Contracted general activity (UDA)	0
Contract type name	GDS Contract	Carry forward general activity (UDA)	0
Purpose of contract	Orthodontic	18/19 Contracted orthodontic activity (UOA)	3,349
Contract start date	01/04/2006	Carry forward orthodontic activity (UOA)	0
Contract end date		Baseline contract value	£219,641.01

ACCESS	Contract	England and Wales
24 month ratio of assessments to patient IDs	1.04	1.09

ACTIVITY	Contract
Contract assess and fit appliances (case starts) as a percentage of Area Team case starts	3.7 %

Cumulative percentage of contracted UOA delivered 2018 & 2019



Month	Adjusted Scheduled Activity (UOA)		
	2017	2018	2019
April	190	22	0
May	190	295	0
June	1,220	781	974
July	2,705	1,900	
August	3,008	2,454	
September	3,289	3,141	
October	3,556	3,426	
November	3,855	4,139	
December	3,855	4,790	
January	4,438	5,162	
February	4,581	5,859	
March	5,927	6,660	
April	6,973	7,007	
May	6,973	7,007	
June	6,974	7,012	

#### QUANTITY METRICS (rolling 12 month period)

	Contract Quantity	Contract Base Number	Contract *	Area Team	Region	England
% of all assessments that were assess and fit appliances (case starts)	320	936	34.2%	56.2%	62.0%	60.4%
% of all assessments that were assess and refuse	80	936	8.5%	15.2%	10.5%	11.4%
% of all assessments that were assess and review	536	936	57.3%	28.6%	27.5%	28.3%
% of case starts with a reported IOTN of 3 and Aesthetic Component of 5 or below	1	320	0.3%	0.6%	0.2%	0.1%
% of case starts with a reported IOTN of 3 and Aesthetic Component of 6 or above	80	320	25.0%	4.5%	3.4%	4.0%
% of case starts with a reported IOTN of 4	203	320	63.4%	75.5%	77.8%	77.8%
% of case starts with a reported IOTN of 5	34	320	10.6%	17.9%	17.2%	16.7 %
% of concluded courses in receipt of dual-arch fixed appliances	199	231	86.1%	73.3%	73.7%	74.3%
% of concluded courses where treatment was abandoned or discontinued	18	231	7.8%	7.5%	5.5%	6.9%
% of patients satisfied with the treatment they have received	7	7	100.0%	94.5%	96.1%	95.7%

\* Figures in italics indicate that the base number is less than 100.

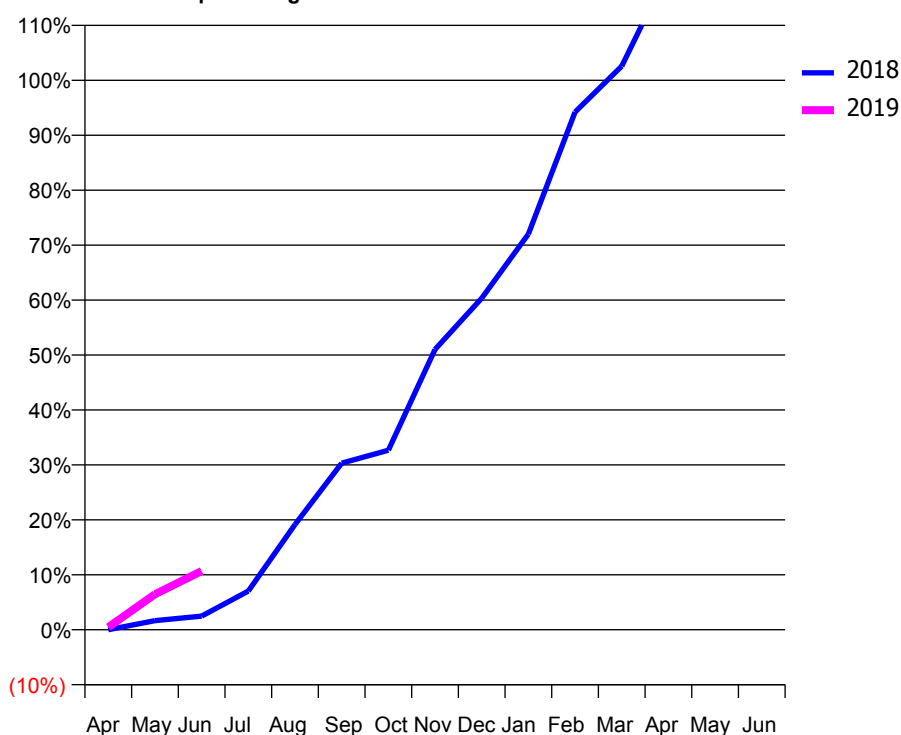
### Q70 - Vital Signs Orthodontic At a Glance Contract Report for 946532/0001 - June 2018

Name or company name	Hartridge & Turnbull	18/19 Contracted general activity (UDA)	0
Contract type name	PDS Contract	Carry forward general activity (UDA)	0
Purpose of contract	Orthodontic	18/19 Contracted orthodontic activity (UOA)	5,060
Contract start date	04/01/2010	Carry forward orthodontic activity (UOA)	0
Contract end date	31/03/2019	Baseline contract value	£263,456.02

ACCESS	Contract	England and Wales
24 month ratio of assessments to patient IDs	1.01	1.09

ACTIVITY	Contract
Contract assess and fit appliances (case starts) as a percentage of Area Team case starts	3.5 %

Cumulative percentage of contracted UOA delivered 2018 & 2019



Month	Adjusted Scheduled Activity (UOA)		
	2017	2018	2019
April	30	0	24
May	749	84	327
June	979	126	541
July	1,175	357	
August	1,364	969	
September	1,364	1,534	
October	2,467	1,653	
November	2,698	2,582	
December	3,226	3,053	
January	3,564	3,644	
February	3,669	4,767	
March	5,399	5,190	
April	6,051	6,067	
May	6,051	6,067	
June	6,051	6,067	

#### QUANTITY METRICS (rolling 12 month period)

	Contract Quantity	Contract Base Number	Contract *	Area Team	Region	England
% of all assessments that were assess and fit appliances (case starts)	305	389	78.4%	56.2%	62.0%	60.4%
% of all assessments that were assess and refuse	24	389	6.2%	15.2%	10.5%	11.4%
% of all assessments that were assess and review	60	389	15.4%	28.6%	27.5%	28.3%
% of case starts with a reported IOTN of 3 and Aesthetic Component of 5 or below	0	305	N/A	0.6%	0.2%	0.1%
% of case starts with a reported IOTN of 3 and Aesthetic Component of 6 or above	10	305	3.3%	4.5%	3.4%	4.0%
% of case starts with a reported IOTN of 4	196	305	64.3%	75.5%	77.8%	77.8%
% of case starts with a reported IOTN of 5	98	305	32.1%	17.9%	17.2%	16.7 %
% of concluded courses in receipt of dual-arch fixed appliances	213	250	85.2%	73.3%	73.7%	74.3%
% of concluded courses where treatment was abandoned or discontinued	13	250	5.2%	7.5%	5.5%	6.9%
% of patients satisfied with the treatment they have received	7	7	100.0%	94.5%	96.1%	95.7%

\* Figures in italics indicate that the base number is less than 100.