

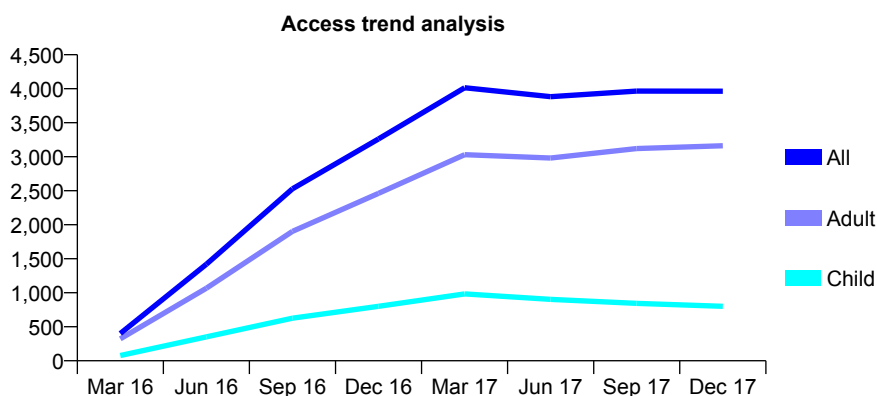
Q57 - Vital Signs At a Glance Contract Report for 100021/0000 - December 2017

Name or company name	Mr S Shah, Mr P Vaid & Mr S Radia
Contract type name	PDS Plus Contract
Purpose of contract	General
Contract start date	01/03/2016
Contract end date	31/03/2018

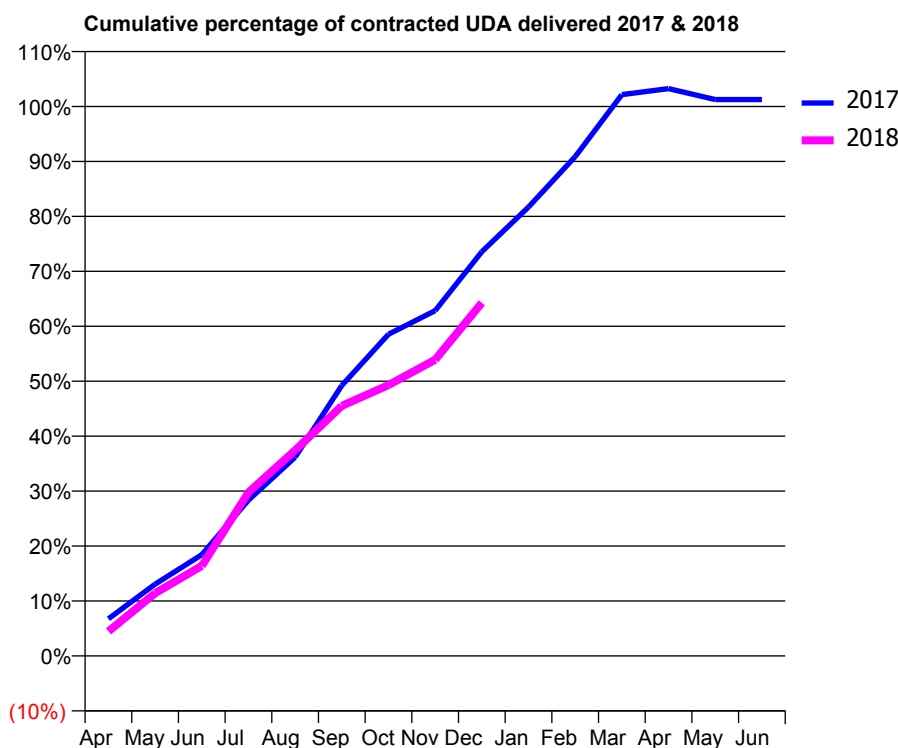
17/18 Contracted general activity (UDA)	15,000
Carry forward general activity (UDA)	-190
17/18 Contracted orthodontic activity (UOA)	0
Carry forward orthodontic activity (UOA)	0
Baseline contract value	£411,203.28

ACCESS*

Patients seen in 24 months	Total	Change since previous quarter
Quarter ending December 2016	3,262	
Quarter ending March 2017	4,015	↑
Quarter ending June 2017	3,884	↓
Quarter ending September 2017	3,965	↑
Quarter ending December 2017	3,963	→
Variance since December 2016	21.5%	↑



ACTIVITY



Month	Adjusted Scheduled Activity (UDA)	
	2017	2018
April	1,014	673
May	1,959	1,711
June	2,763	2,459
July	4,255	4,465
August	5,426	5,614
September	7,385	6,826
October	8,780	7,396
November	9,424	8,088
December	11,033	9,641
January	12,252	
February	13,629	
March	15,322	
April	15,485	
May	15,187	
June	15,190	

QUALITY

	Quantity	Base Number	Contract	AT	Region	England
% of FP17s for the same patient ID Re-attending within 3 months - Children	21	802	2.6%	10.3%	11.8%	12.0%
% of FP17s for the same patient ID Re-attending within 3 months - Adults	172	2,637	6.5%	14.5%	15.3%	15.9%
% of FP17s for the same patient ID Re-attending between 3 & 9 months - Children	205	802	25.6%	55.9%	59.1%	58.0%
% of FP17s for the same patient ID Re-attending between 3 & 9 months - Adults	499	2,637	18.9%	49.0%	51.5%	50.5%
% of FP17s for Band 1 Urgent Courses	485	3,419	14.2%	8.5%	8.0%	9.0%
% of FP17s Relating to Free Repair or Replacements	18	3,419	0.5%	0.7%	0.8%	0.8%
% of FP17s Relating to Continuations	15	3,419	0.4%	0.9%	1.1%	1.1%
% of Patients satisfied with the dentistry they have received	6	6	N/A	91.4%	91.6%	91.5%
% of Patients satisfied with the time they had to wait for an appointment	5	6	N/A	89.1%	88.3%	87.9%

* This is based on patients treated on this contract for their most recent course of treatment. Figures in italics indicate the base number of FP17s or Patient Questionnaire responses are less than 100. N/A is shown where the base number of responses is less than 10 during the period. % is calculated as Quantity/Base number*100

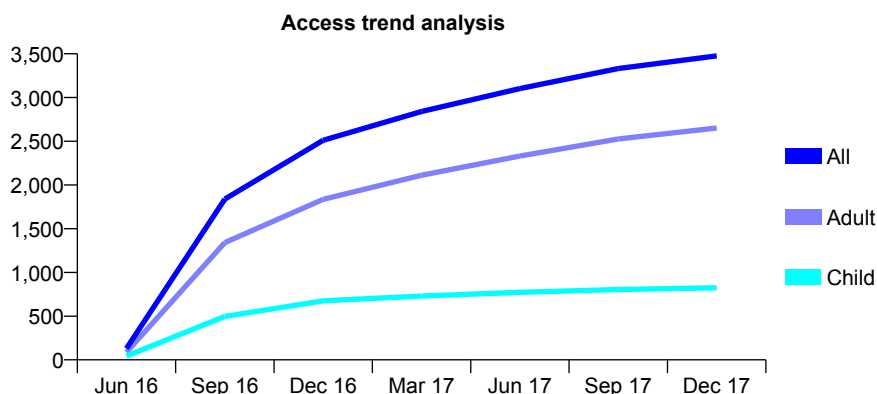
Q57 - Vital Signs At a Glance Contract Report for 100052/0000 - December 2017

Name or company name	Chigwell Dental Practice
Contract type name	GDS Contract
Purpose of contract	General
Contract start date	01/04/2016
Contract end date	

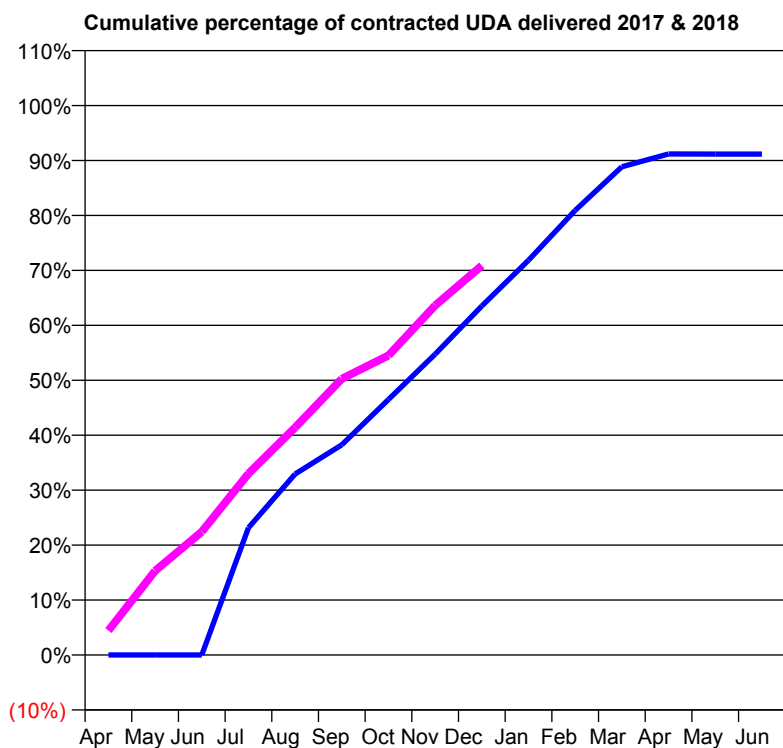
17/18 Contracted general activity (UDA)	9,244
Carry forward general activity (UDA)	-21
17/18 Contracted orthodontic activity (UOA)	0
Carry forward orthodontic activity (UOA)	0
Baseline contract value	£295,107.13

ACCESS*

Patients seen in 24 months	Total	Change since previous quarter
Quarter ending December 2016	2,511	
Quarter ending March 2017	2,840	↑
Quarter ending June 2017	3,103	↑
Quarter ending September 2017	3,332	↑
Quarter ending December 2017	3,477	↑
Variance since December 2016	38.5%	↑



ACTIVITY



Month	Adjusted Scheduled Activity (UDA)	
	2017	2018
April	0	411
May	0	1,417
June	0	2,073
July	2,109	3,053
August	2,999	3,827
September	3,482	4,646
October	4,234	5,040
November	4,986	5,881
December	5,783	6,552
January	6,540	
February	7,368	
March	8,089	
April	8,302	
May	8,299	
June	8,299	

QUALITY

	Quantity	Base Number	Contract	AT	Region	England
% of FP17s for the same patient ID Re-attending within 3 months - Children	42	863	4.9%	10.3%	11.8%	12.0%
% of FP17s for the same patient ID Re-attending within 3 months - Adults	207	2,368	8.7%	14.5%	15.3%	15.9%
% of FP17s for the same patient ID Re-attending between 3 & 9 months - Children	480	863	55.6%	55.9%	59.1%	58.0%
% of FP17s for the same patient ID Re-attending between 3 & 9 months - Adults	1,140	2,368	48.1%	49.0%	51.5%	50.5%
% of FP17s for Band 1 Urgent Courses	132	3,113	4.2%	8.5%	8.0%	9.0%
% of FP17s Relating to Free Repair or Replacements	19	3,113	0.6%	0.7%	0.8%	0.8%
% of FP17s Relating to Continuations	4	3,113	0.1%	0.9%	1.1%	1.1%
% of Patients satisfied with the dentistry they have received	5	5	N/A	91.4%	91.6%	91.5%
% of Patients satisfied with the time they had to wait for an appointment	5	5	N/A	89.1%	88.3%	87.9%

* This is based on patients treated on this contract for their most recent course of treatment. Figures in italics indicate the base number of FP17s or Patient Questionnaire responses are less than 100. N/A is shown where the base number of responses is less than 10 during the period. % is calculated as Quantity/Base number*100

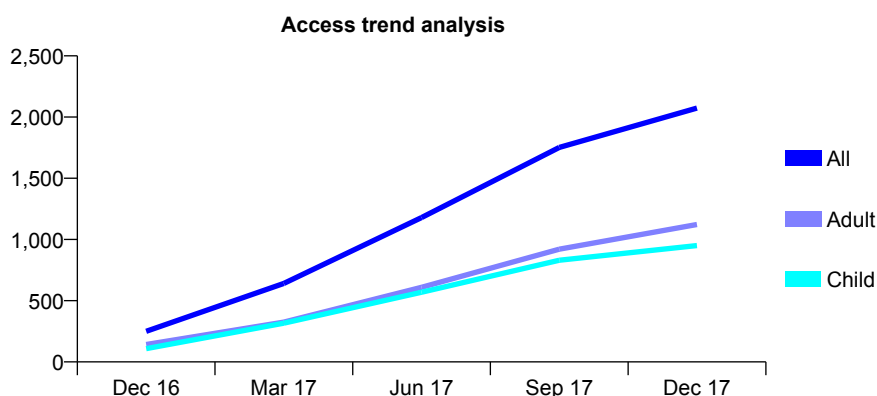
Q57 - Vital Signs At a Glance Contract Report for 100212/0000 - December 2017

Name or company name	Community Dental Services - CDS CIC Ess
Contract type name	PDS Contract
Purpose of contract	General
Contract start date	01/10/2016
Contract end date	30/09/2019

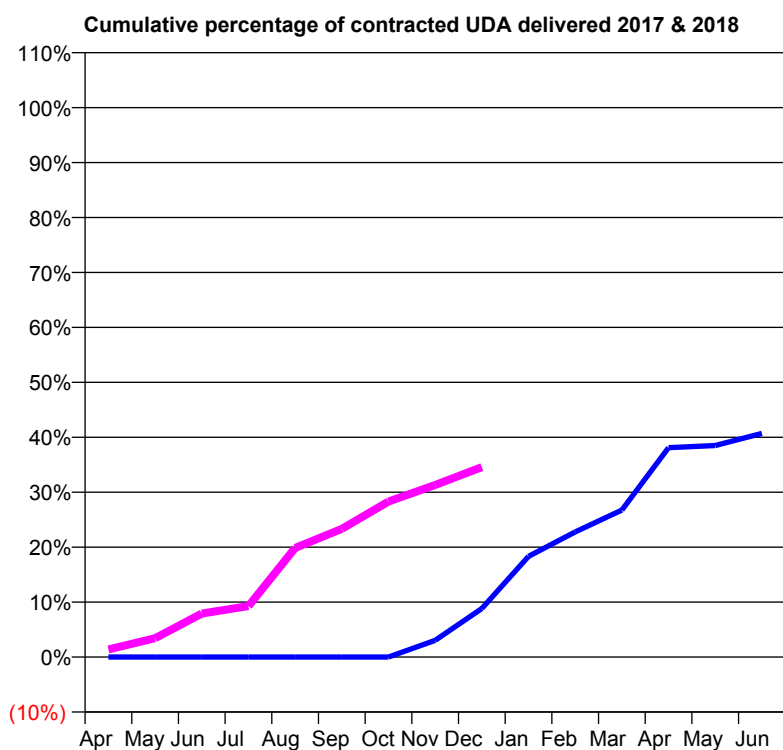
17/18 Contracted general activity (UDA)	9,775
Carry forward general activity (UDA)	0
17/18 Contracted orthodontic activity (UOA)	0
Carry forward orthodontic activity (UOA)	0
Baseline contract value	£1,497,126.62

ACCESS*

Patients seen in 24 months	Total	Change since previous quarter
Quarter ending December 2016	250	
Quarter ending March 2017	641	↑
Quarter ending June 2017	1,179	↑
Quarter ending September 2017	1,752	↑
Quarter ending December 2017	2,073	↑
Variance since December 2016	729.2%	↑



ACTIVITY



Month	Adjusted Scheduled Activity (UDA)	
	2017	2018
April	0	137
May	0	337
June	0	776
July	0	908
August	0	1,942
September	0	2,281
October	0	2,768
November	149	3,062
December	432	3,379
January	896	
February	1,113	
March	1,308	
April	1,862	
May	1,882	
June	1,990	

QUALITY

	Quantity	Base Number	Contract	AT	Region	England
% of FP17s for the same patient ID Re-attending within 3 months - Children	66	1,261	5.2%	10.3%	11.8%	12.0%
% of FP17s for the same patient ID Re-attending within 3 months - Adults	91	1,175	7.7%	14.5%	15.3%	15.9%
% of FP17s for the same patient ID Re-attending between 3 & 9 months - Children	124	1,261	9.8%	55.9%	59.1%	58.0%
% of FP17s for the same patient ID Re-attending between 3 & 9 months - Adults	180	1,175	15.3%	49.0%	51.5%	50.5%
% of FP17s for Band 1 Urgent Courses	61	2,005	3.0%	8.5%	8.0%	9.0%
% of FP17s Relating to Free Repair or Replacements	0	2,005	0.0%	0.7%	0.8%	0.8%
% of FP17s Relating to Continuations	20	2,005	1.0%	0.9%	1.1%	1.1%
% of Patients satisfied with the dentistry they have received	2	3	N/A	91.4%	91.6%	91.5%
% of Patients satisfied with the time they had to wait for an appointment	2	3	N/A	89.1%	88.3%	87.9%

* This is based on patients treated on this contract for their most recent course of treatment. Figures in italics indicate the base number of FP17s or Patient Questionnaire responses are less than 100. N/A is shown where the base number of responses is less than 10 during the period. % is calculated as Quantity/Base number*100

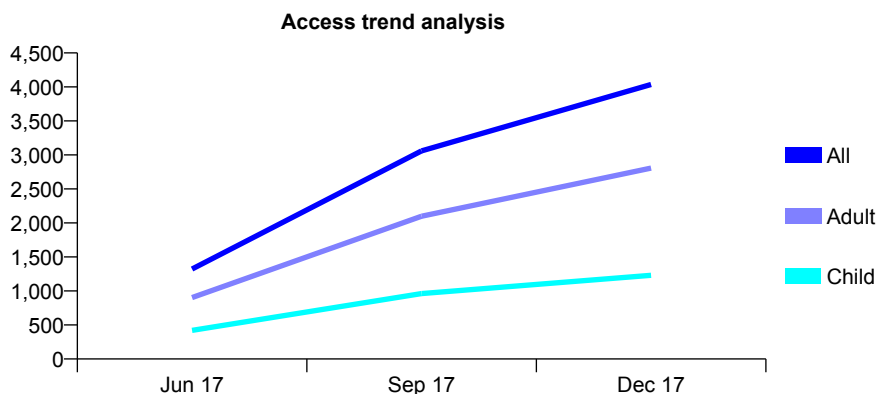
Q57 - Vital Signs At a Glance Contract Report for 100348/0000 - December 2017

Name or company name	E Harunani, M Kanani & M N Harunani
Contract type name	GDS Contract
Purpose of contract	General
Contract start date	01/04/2017
Contract end date	

17/18 Contracted general activity (UDA)	15,247
Carry forward general activity (UDA)	0
17/18 Contracted orthodontic activity (UOA)	0
Carry forward orthodontic activity (UOA)	0
Baseline contract value	£330,453.82

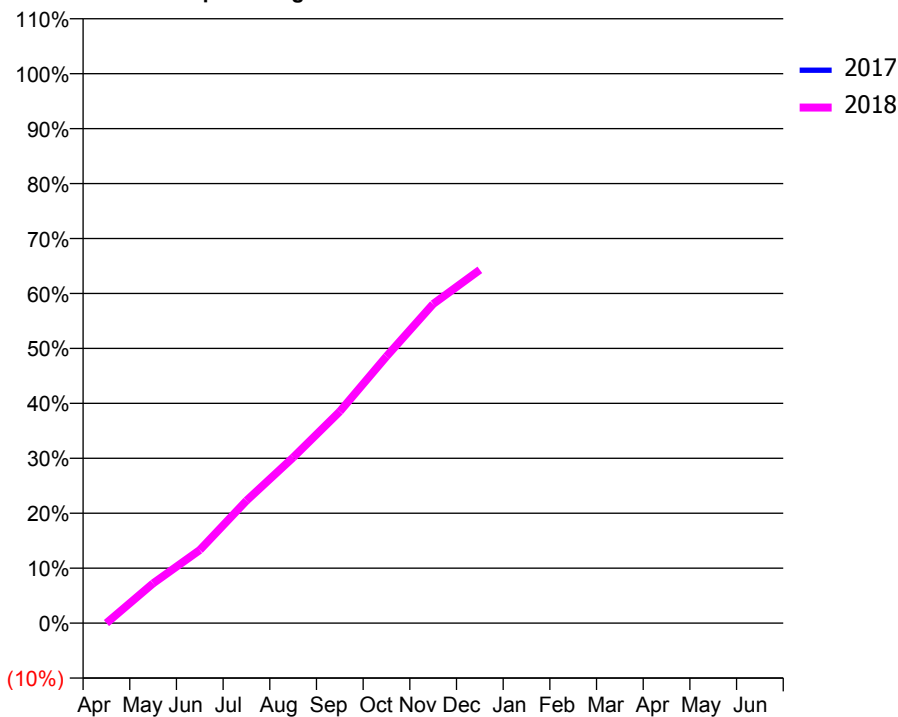
ACCESS*

Patients seen in 24 months	Total	Change since previous quarter
Quarter ending December 2016	0	
Quarter ending March 2017	0	
Quarter ending June 2017	1,322	↑
Quarter ending September 2017	3,060	↑
Quarter ending December 2017	4,037	↑
Variance since December 2016	N/A	



ACTIVITY

Cumulative percentage of contracted UDA delivered 2017 & 2018



Month	Adjusted Scheduled Activity (UDA)	
	2017	2018
April	0	0
May	0	1,105
June	0	2,028
July	0	3,399
August	0	4,597
September	0	5,872
October	0	7,403
November	0	8,854
December	0	9,805
January	0	
February	0	
March	0	
April	0	
May	0	
June	0	

QUALITY

	Quantity	Base Number	Contract	AT	Region	England
% of FP17s for the same patient ID Re-attending within 3 months - Children	49	1,554	3.2%	10.3%	11.8%	12.0%
% of FP17s for the same patient ID Re-attending within 3 months - Adults	356	3,698	9.6%	14.5%	15.3%	15.9%
% of FP17s for the same patient ID Re-attending between 3 & 9 months - Children	223	1,554	14.4%	55.9%	59.1%	58.0%
% of FP17s for the same patient ID Re-attending between 3 & 9 months - Adults	500	3,698	13.5%	49.0%	51.5%	50.5%
% of FP17s for Band 1 Urgent Courses	440	5,252	8.4%	8.5%	8.0%	9.0%
% of FP17s Relating to Free Repair or Replacements	2	5,252	0.0%	0.7%	0.8%	0.8%
% of FP17s Relating to Continuations	38	5,252	0.7%	0.9%	1.1%	1.1%
% of Patients satisfied with the dentistry they have received	7	8	N/A	91.4%	91.6%	91.5%
% of Patients satisfied with the time they had to wait for an appointment	6	8	N/A	89.1%	88.3%	87.9%

* This is based on patients treated on this contract for their most recent course of treatment. Figures in italics indicate the base number of FP17s or Patient Questionnaire responses are less than 100. N/A is shown where the base number of responses is less than 10 during the period. % is calculated as Quantity/Base number*100

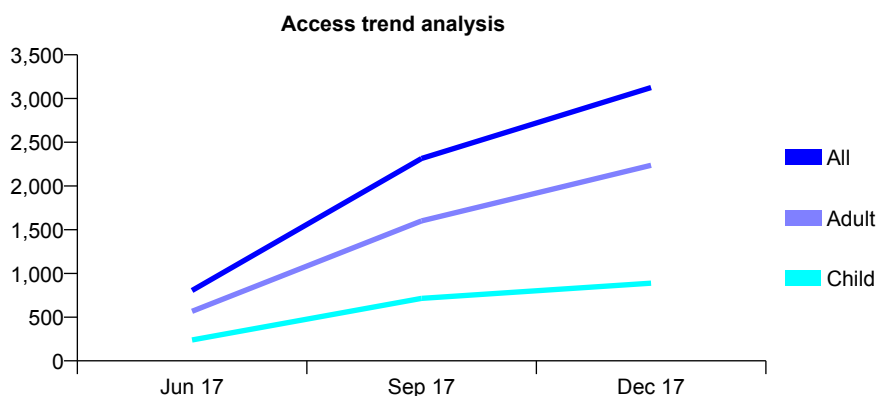
Q57 - Vital Signs At a Glance Contract Report for 100349/0000 - December 2017

Name or company name	E Harunani, M Kanani & M N Harunani
Contract type name	GDS Contract
Purpose of contract	General
Contract start date	01/04/2017
Contract end date	

17/18 Contracted general activity (UDA)	15,247
Carry forward general activity (UDA)	0
17/18 Contracted orthodontic activity (UOA)	0
Carry forward orthodontic activity (UOA)	0
Baseline contract value	£330,453.82

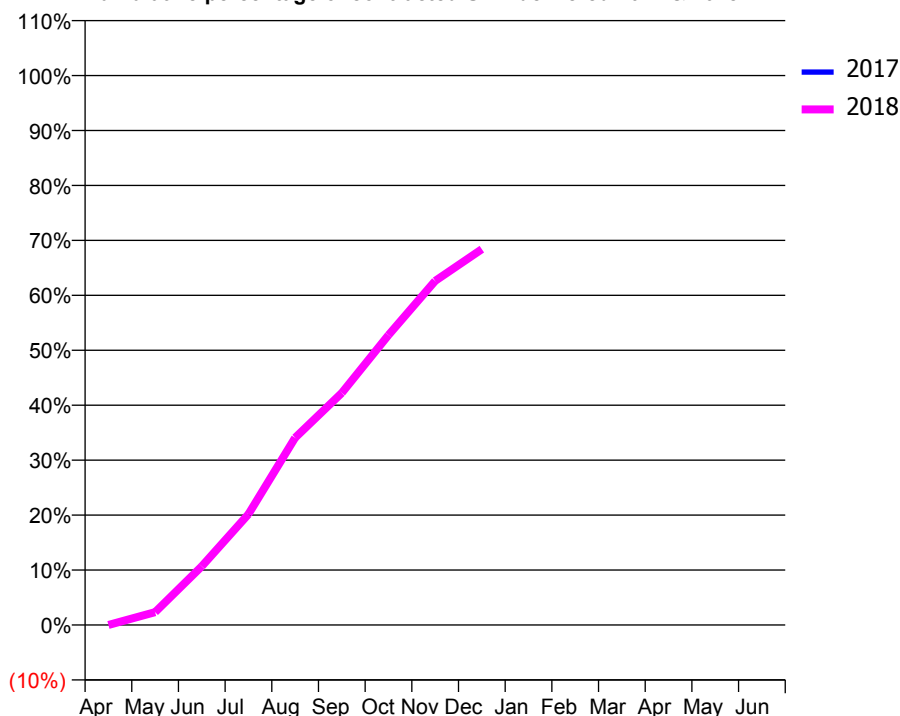
ACCESS*

Patients seen in 24 months	Total	Change since previous quarter
Quarter ending December 2016	0	
Quarter ending March 2017	0	
Quarter ending June 2017	804	↑
Quarter ending September 2017	2,314	↑
Quarter ending December 2017	3,125	↑
Variance since December 2016	N/A	



ACTIVITY

Cumulative percentage of contracted UDA delivered 2017 & 2018



Month	Adjusted Scheduled Activity (UDA)	
	2017	2018
April	0	0
May	0	355
June	0	1,630
July	0	3,075
August	0	5,197
September	0	6,440
October	0	8,047
November	0	9,548
December	0	10,429
January	0	
February	0	
March	0	
April	0	
May	0	
June	0	

QUALITY

	Quantity	Base Number	Contract	AT	Region	England
% of FP17s for the same patient ID Re-attending within 3 months - Children	99	1,153	8.6%	10.3%	11.8%	12.0%
% of FP17s for the same patient ID Re-attending within 3 months - Adults	348	2,880	12.1%	14.5%	15.3%	15.9%
% of FP17s for the same patient ID Re-attending between 3 & 9 months - Children	124	1,153	10.8%	55.9%	59.1%	58.0%
% of FP17s for the same patient ID Re-attending between 3 & 9 months - Adults	197	2,880	6.8%	49.0%	51.5%	50.5%
% of FP17s for Band 1 Urgent Courses	569	4,033	14.1%	8.5%	8.0%	9.0%
% of FP17s Relating to Free Repair or Replacements	3	4,033	0.1%	0.7%	0.8%	0.8%
% of FP17s Relating to Continuations	71	4,033	1.8%	0.9%	1.1%	1.1%
% of Patients satisfied with the dentistry they have received	4	4	N/A	91.4%	91.6%	91.5%
% of Patients satisfied with the time they had to wait for an appointment	3	4	N/A	89.1%	88.3%	87.9%

* This is based on patients treated on this contract for their most recent course of treatment. Figures in italics indicate the base number of FP17s or Patient Questionnaire responses are less than 100. N/A is shown where the base number of responses is less than 10 during the period. % is calculated as Quantity/Base number*100

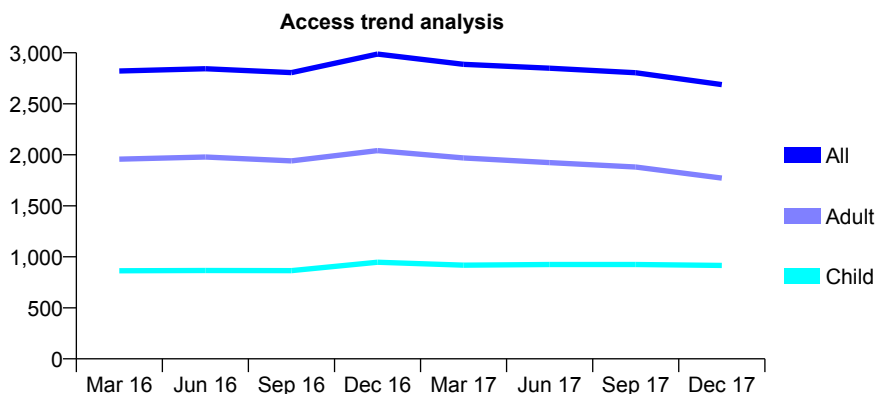
Q57 - Vital Signs At a Glance Contract Report for 101281/0151 - December 2017

Name or company name	OASIS DENTAL CARE LTD
Contract type name	GDS Contract
Purpose of contract	General
Contract start date	02/04/2006
Contract end date	

17/18 Contracted general activity (UDA)	6,594
Carry forward general activity (UDA)	-70
17/18 Contracted orthodontic activity (UOA)	0
Carry forward orthodontic activity (UOA)	0
Baseline contract value	£141,037.67

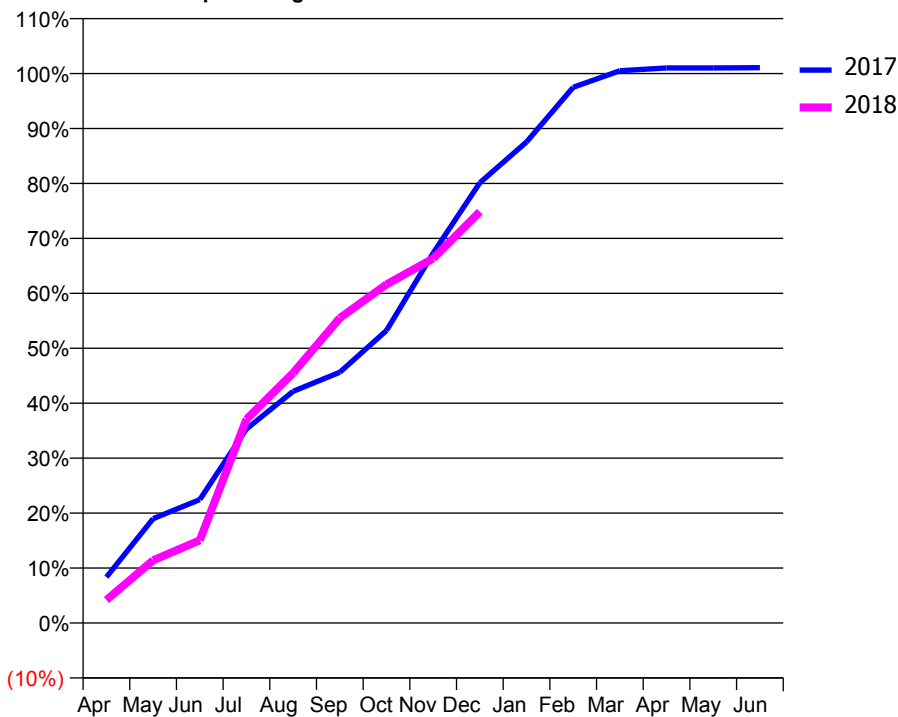
ACCESS*

Patients seen in 24 months	Total	Change since previous quarter
Quarter ending December 2016	2,988	
Quarter ending March 2017	2,887	↓
Quarter ending June 2017	2,849	↓
Quarter ending September 2017	2,805	↓
Quarter ending December 2017	2,688	↓
Variance since December 2016	(10.0%)	↓



ACTIVITY

Cumulative percentage of contracted UDA delivered 2017 & 2018



Month	Adjusted Scheduled Activity (UDA)	
	2017	2018
April	551	275
May	1,251	752
June	1,481	993
July	2,330	2,445
August	2,780	3,001
September	3,009	3,660
October	3,511	4,064
November	4,440	4,374
December	5,283	4,936
January	5,773	
February	6,429	
March	6,627	
April	6,660	
May	6,661	
June	6,664	

QUALITY

	Quantity	Base Number	Contract	AT	Region	England
% of FP17s for the same patient ID Re-attending within 3 months - Children	88	948	9.3%	10.3%	11.8%	12.0%
% of FP17s for the same patient ID Re-attending within 3 months - Adults	258	1,851	13.9%	14.5%	15.3%	15.9%
% of FP17s for the same patient ID Re-attending between 3 & 9 months - Children	420	948	44.3%	55.9%	59.1%	58.0%
% of FP17s for the same patient ID Re-attending between 3 & 9 months - Adults	1,047	1,851	56.6%	49.0%	51.5%	50.5%
% of FP17s for Band 1 Urgent Courses	240	2,768	8.7%	8.5%	8.0%	9.0%
% of FP17s Relating to Free Repair or Replacements	31	2,768	1.1%	0.7%	0.8%	0.8%
% of FP17s Relating to Continuations	35	2,768	1.3%	0.9%	1.1%	1.1%
% of Patients satisfied with the dentistry they have received	3	3	N/A	91.4%	91.6%	91.5%
% of Patients satisfied with the time they had to wait for an appointment	2	3	N/A	89.1%	88.3%	87.9%

* This is based on patients treated on this contract for their most recent course of treatment. Figures in italics indicate the base number of FP17s or Patient Questionnaire responses are less than 100. N/A is shown where the base number of responses is less than 10 during the period. % is calculated as Quantity/Base number*100

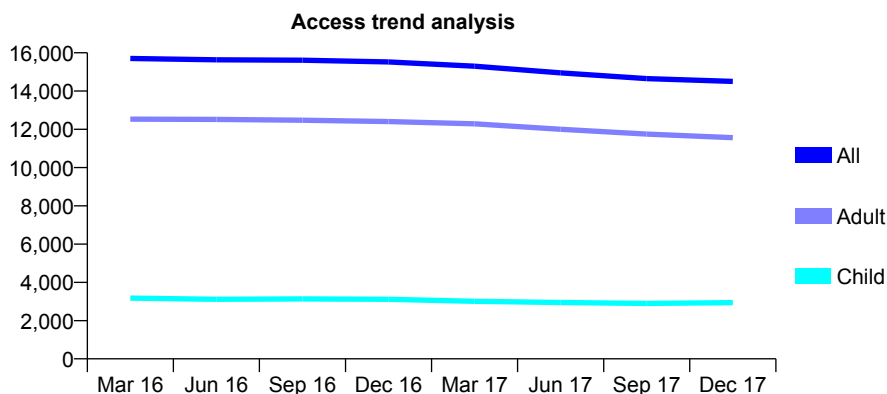
Q57 - Vital Signs At a Glance Contract Report for 101370/0036 - December 2017

Name or company name	Petrie Tucker and Partners Ltd
Contract type name	GDS Contract
Purpose of contract	General
Contract start date	01/04/2006
Contract end date	

17/18 Contracted general activity (UDA)	56,815
Carry forward general activity (UDA)	0
17/18 Contracted orthodontic activity (UOA)	0
Carry forward orthodontic activity (UOA)	0
Baseline contract value	£1,374,424.81

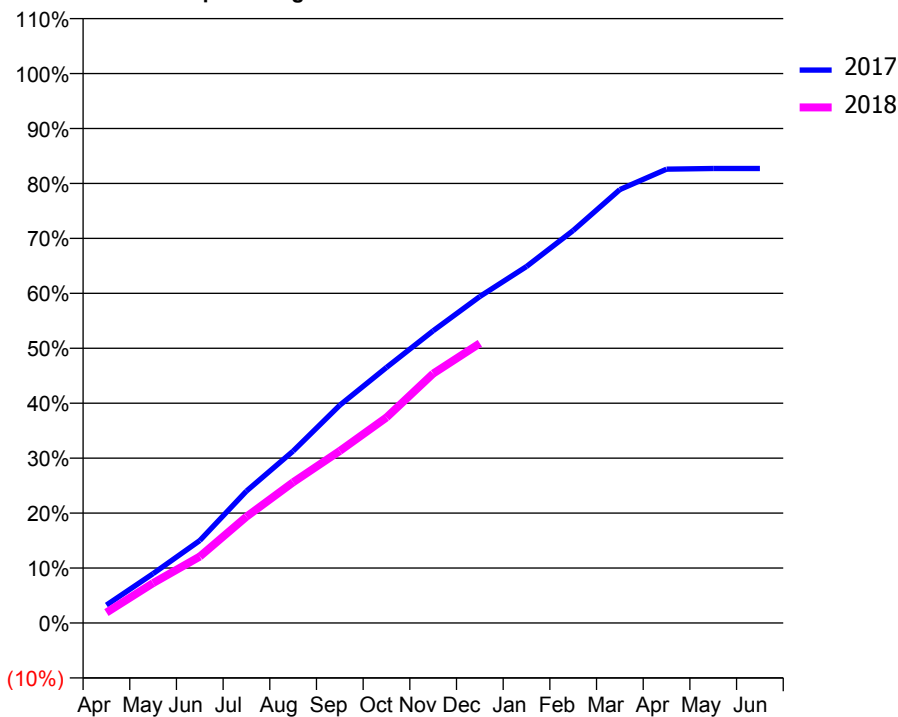
ACCESS*

Patients seen in 24 months	Total	Change since previous quarter
Quarter ending December 2016	15,521	
Quarter ending March 2017	15,296	↓
Quarter ending June 2017	14,950	↓
Quarter ending September 2017	14,648	↓
Quarter ending December 2017	14,504	→
Variance since December 2016	(6.6%)	↓



ACTIVITY

Cumulative percentage of contracted UDA delivered 2017 & 2018



Month	Adjusted Scheduled Activity (UDA)	
	2017	2018
April	1,857	1,077
May	5,105	4,130
June	8,523	6,873
July	13,642	10,990
August	17,776	14,551
September	22,518	17,788
October	26,429	21,257
November	30,215	25,785
December	33,761	28,922
January	36,857	
February	40,584	
March	44,818	
April	46,918	
May	46,987	
June	46,995	

QUALITY

	Quantity	Base Number	Contract	AT	Region	England
% of FP17s for the same patient ID Re-attending within 3 months - Children	140	2,578	5.4%	10.3%	11.8%	12.0%
% of FP17s for the same patient ID Re-attending within 3 months - Adults	1,328	9,208	14.4%	14.5%	15.3%	15.9%
% of FP17s for the same patient ID Re-attending between 3 & 9 months - Children	1,184	2,578	45.9%	55.9%	59.1%	58.0%
% of FP17s for the same patient ID Re-attending between 3 & 9 months - Adults	3,477	9,208	37.8%	49.0%	51.5%	50.5%
% of FP17s for Band 1 Urgent Courses	1,089	11,099	9.8%	8.5%	8.0%	9.0%
% of FP17s Relating to Free Repair or Replacements	78	11,099	0.7%	0.7%	0.8%	0.8%
% of FP17s Relating to Continuations	208	11,099	1.9%	0.9%	1.1%	1.1%
% of Patients satisfied with the dentistry they have received	13	13	100.0%	91.4%	91.6%	91.5%
% of Patients satisfied with the time they had to wait for an appointment	9	13	69.2%	89.1%	88.3%	87.9%

* This is based on patients treated on this contract for their most recent course of treatment. Figures in italics indicate the base number of FP17s or Patient Questionnaire responses are less than 100. N/A is shown where the base number of responses is less than 10 during the period. % is calculated as Quantity/Base number*100

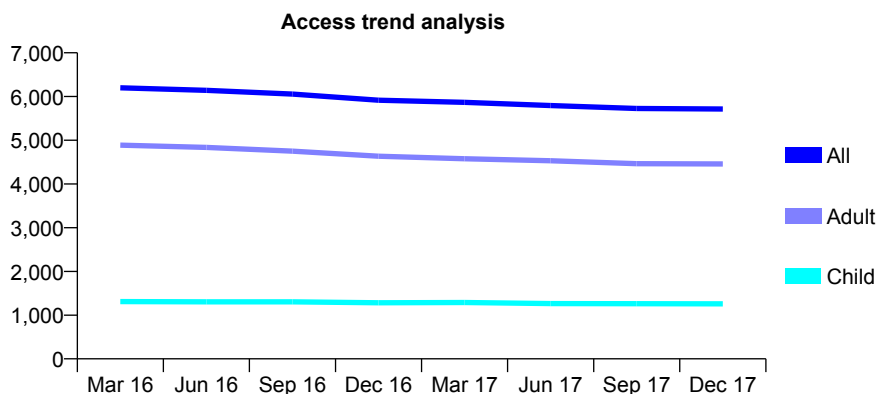
Q57 - Vital Signs At a Glance Contract Report for 101370/0098 - December 2017

Name or company name	Du Toit and BurgerPartnership Ltd (Harwic
Contract type name	GDS Contract
Purpose of contract	General and Orthodontic
Contract start date	01/04/2007
Contract end date	

17/18 Contracted general activity (UDA)	19,884
Carry forward general activity (UDA)	0
17/18 Contracted orthodontic activity (UOA)	1,265
Carry forward orthodontic activity (UOA)	0
Baseline contract value	£666,310.67

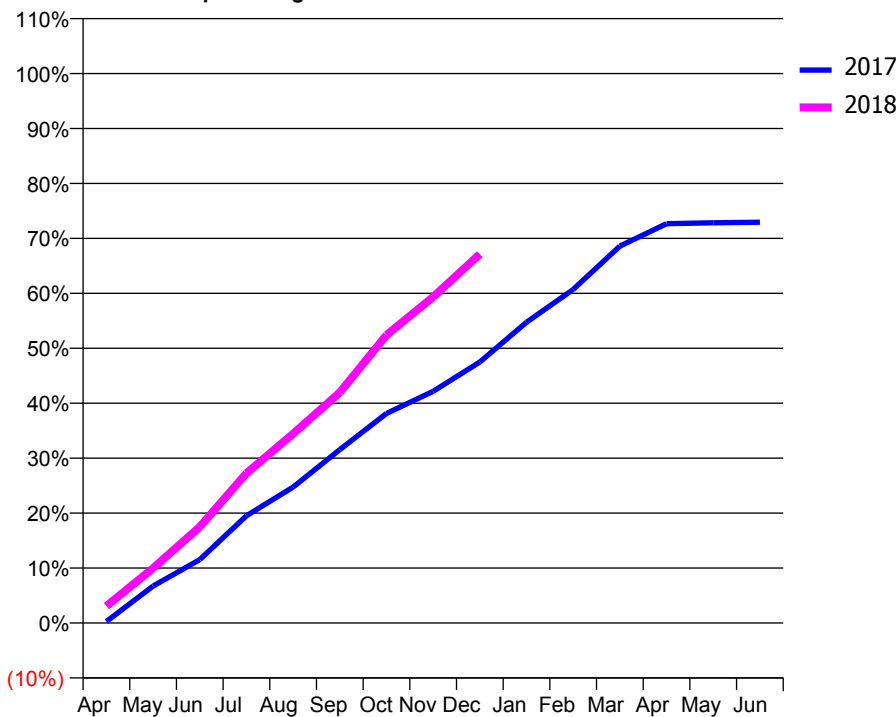
ACCESS*

Patients seen in 24 months	Total	Change since previous quarter
Quarter ending December 2016	5,917	
Quarter ending March 2017	5,866	→
Quarter ending June 2017	5,794	↓
Quarter ending September 2017	5,727	↓
Quarter ending December 2017	5,715	→
Variance since December 2016	(3.4%)	↓



ACTIVITY

Cumulative percentage of contracted UDA delivered 2017 & 2018



Month	Adjusted Scheduled Activity (UDA)	
	2017	2018
April	55	615
May	1,340	1,984
June	2,297	3,481
July	3,881	5,422
August	4,917	6,852
September	6,274	8,348
October	7,585	10,421
November	8,383	11,799
December	9,446	13,349
January	10,885	
February	12,068	
March	13,639	
April	14,449	
May	14,482	
June	14,502	

QUALITY

	Quantity	Base Number	Contract	AT	Region	England
% of FP17s for the same patient ID Re-attending within 3 months - Children	82	1,236	6.6%	10.3%	11.8%	12.0%
% of FP17s for the same patient ID Re-attending within 3 months - Adults	558	4,153	13.4%	14.5%	15.3%	15.9%
% of FP17s for the same patient ID Re-attending between 3 & 9 months - Children	643	1,236	52.0%	55.9%	59.1%	58.0%
% of FP17s for the same patient ID Re-attending between 3 & 9 months - Adults	1,661	4,153	40.0%	49.0%	51.5%	50.5%
% of FP17s for Band 1 Urgent Courses	422	5,066	8.3%	8.5%	8.0%	9.0%
% of FP17s Relating to Free Repair or Replacements	32	5,066	0.6%	0.7%	0.8%	0.8%
% of FP17s Relating to Continuations	102	5,066	2.0%	0.9%	1.1%	1.1%
% of Patients satisfied with the dentistry they have received	9	10	90.0%	91.4%	91.6%	91.5%
% of Patients satisfied with the time they had to wait for an appointment	10	10	100.0%	89.1%	88.3%	87.9%

* This is based on patients treated on this contract for their most recent course of treatment. Figures in italics indicate the base number of FP17s or Patient Questionnaire responses are less than 100. N/A is shown where the base number of responses is less than 10 during the period. % is calculated as Quantity/Base number*100

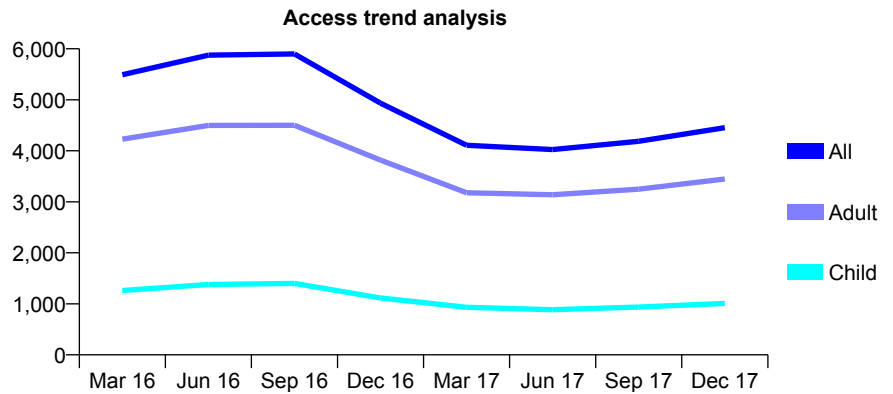
Q57 - Vital Signs At a Glance Contract Report for 104361/0001 - December 2017

Name or company name	Chelmsford Partnership
Contract type name	GDS Contract
Purpose of contract	General
Contract start date	01/02/2013
Contract end date	

17/18 Contracted general activity (UDA)	15,400
Carry forward general activity (UDA)	0
17/18 Contracted orthodontic activity (UOA)	0
Carry forward orthodontic activity (UOA)	0
Baseline contract value	£427,582.89

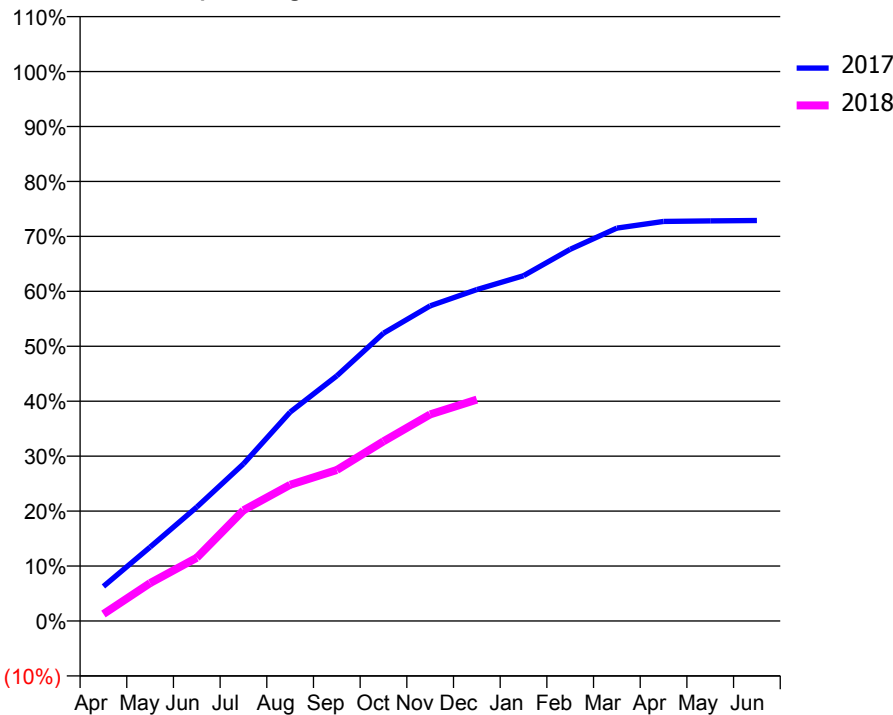
ACCESS*

Patients seen in 24 months	Total	Change since previous quarter
Quarter ending December 2016	4,934	
Quarter ending March 2017	4,109	↓
Quarter ending June 2017	4,024	↓
Quarter ending September 2017	4,186	↑
Quarter ending December 2017	4,454	↑
Variance since December 2016	(9.7%)	↓



ACTIVITY

Cumulative percentage of contracted UDA delivered 2017 & 2018



Month	Adjusted Scheduled Activity (UDA)	
	2017	2018
April	970	197
May	2,071	1,065
June	3,192	1,773
July	4,405	3,103
August	5,854	3,816
September	6,872	4,233
October	8,068	5,037
November	8,832	5,790
December	9,289	6,206
January	9,676	
February	10,416	
March	11,010	
April	11,198	
May	11,211	
June	11,223	

QUALITY

	Quantity	Base Number	Contract	AT	Region	England
% of FP17s for the same patient ID Re-attending within 3 months - Children	33	865	3.8%	10.3%	11.8%	12.0%
% of FP17s for the same patient ID Re-attending within 3 months - Adults	160	2,548	6.3%	14.5%	15.3%	15.9%
% of FP17s for the same patient ID Re-attending between 3 & 9 months - Children	276	865	31.9%	55.9%	59.1%	58.0%
% of FP17s for the same patient ID Re-attending between 3 & 9 months - Adults	721	2,548	28.3%	49.0%	51.5%	50.5%
% of FP17s for Band 1 Urgent Courses	418	3,298	12.7%	8.5%	8.0%	9.0%
% of FP17s Relating to Free Repair or Replacements	20	3,298	0.6%	0.7%	0.8%	0.8%
% of FP17s Relating to Continuations	10	3,298	0.3%	0.9%	1.1%	1.1%
% of Patients satisfied with the dentistry they have received	2	2	N/A	91.4%	91.6%	91.5%
% of Patients satisfied with the time they had to wait for an appointment	1	2	N/A	89.1%	88.3%	87.9%

* This is based on patients treated on this contract for their most recent course of treatment. Figures in italics indicate the base number of FP17s or Patient Questionnaire responses are less than 100. N/A is shown where the base number of responses is less than 10 during the period. % is calculated as Quantity/Base number*100

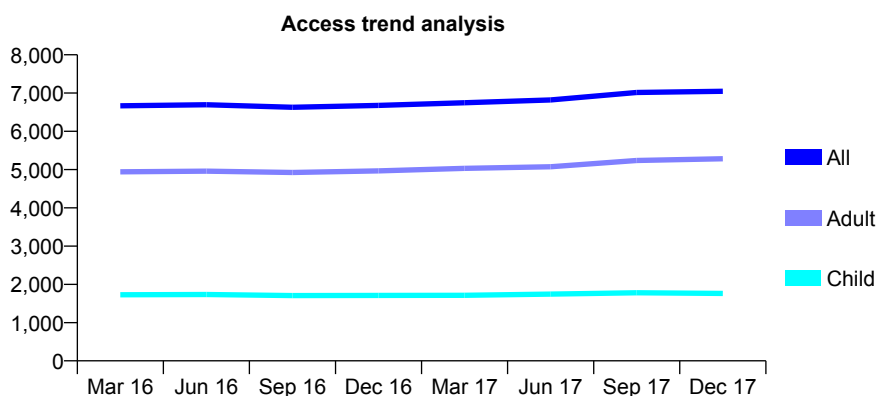
Q57 - Vital Signs At a Glance Contract Report for 104558/0001 - December 2017

Name or company name	Broadway Dental Clinic
Contract type name	GDS Contract
Purpose of contract	General
Contract start date	01/07/2011
Contract end date	

17/18 Contracted general activity (UDA)	17,402
Carry forward general activity (UDA)	-348
17/18 Contracted orthodontic activity (UOA)	0
Carry forward orthodontic activity (UOA)	0
Baseline contract value	£498,936.86

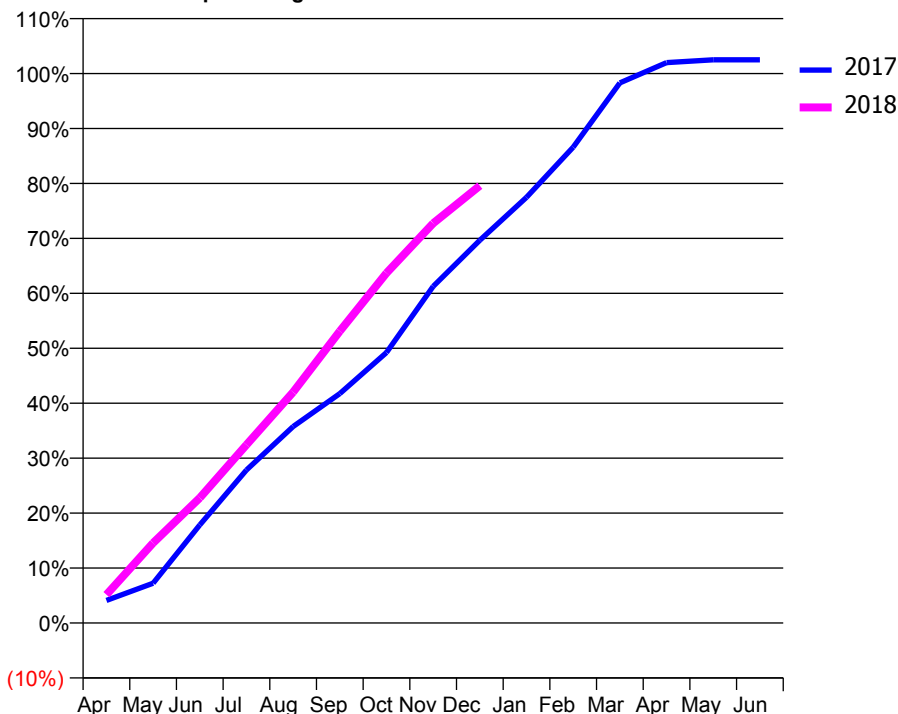
ACCESS*

Patients seen in 24 months	Total	Change since previous quarter
Quarter ending December 2016	6,676	
Quarter ending March 2017	6,746	→
Quarter ending June 2017	6,819	→
Quarter ending September 2017	7,015	↑
Quarter ending December 2017	7,045	→
Variance since December 2016	5.5%	↑



ACTIVITY

Cumulative percentage of contracted UDA delivered 2017 & 2018



Month	Adjusted Scheduled Activity (UDA)	
	2017	2018
April	715	899
May	1,260	2,534
June	3,107	3,962
July	4,846	5,642
August	6,222	7,311
September	7,264	9,242
October	8,568	11,082
November	10,661	12,658
December	12,121	13,849
January	13,481	
February	15,072	
March	17,104	
April	17,746	
May	17,838	
June	17,838	

QUALITY

	Quantity	Base Number	Contract	AT	Region	England
% of FP17s for the same patient ID Re-attending within 3 months - Children	114	1,865	6.1%	10.3%	11.8%	12.0%
% of FP17s for the same patient ID Re-attending within 3 months - Adults	487	4,938	9.9%	14.5%	15.3%	15.9%
% of FP17s for the same patient ID Re-attending between 3 & 9 months - Children	955	1,865	51.2%	55.9%	59.1%	58.0%
% of FP17s for the same patient ID Re-attending between 3 & 9 months - Adults	2,264	4,938	45.8%	49.0%	51.5%	50.5%
% of FP17s for Band 1 Urgent Courses	291	6,203	4.7%	8.5%	8.0%	9.0%
% of FP17s Relating to Free Repair or Replacements	94	6,203	1.5%	0.7%	0.8%	0.8%
% of FP17s Relating to Continuations	27	6,203	0.4%	0.9%	1.1%	1.1%
% of Patients satisfied with the dentistry they have received	11	12	91.7%	91.4%	91.6%	91.5%
% of Patients satisfied with the time they had to wait for an appointment	12	12	100.0%	89.1%	88.3%	87.9%

* This is based on patients treated on this contract for their most recent course of treatment. Figures in italics indicate the base number of FP17s or Patient Questionnaire responses are less than 100. N/A is shown where the base number of responses is less than 10 during the period. % is calculated as Quantity/Base number*100

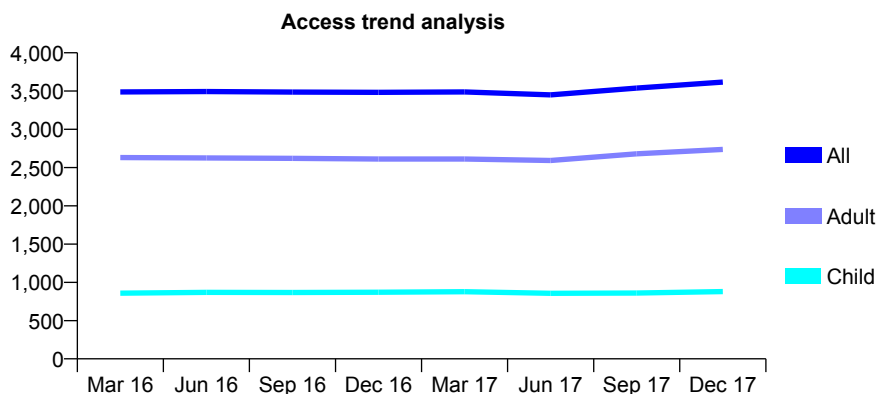
Q57 - Vital Signs At a Glance Contract Report for 104590/0001 - December 2017

Name or company name	Mr H Du Preez & Miss C Fernando
Contract type name	GDS Contract
Purpose of contract	General
Contract start date	01/04/2011
Contract end date	

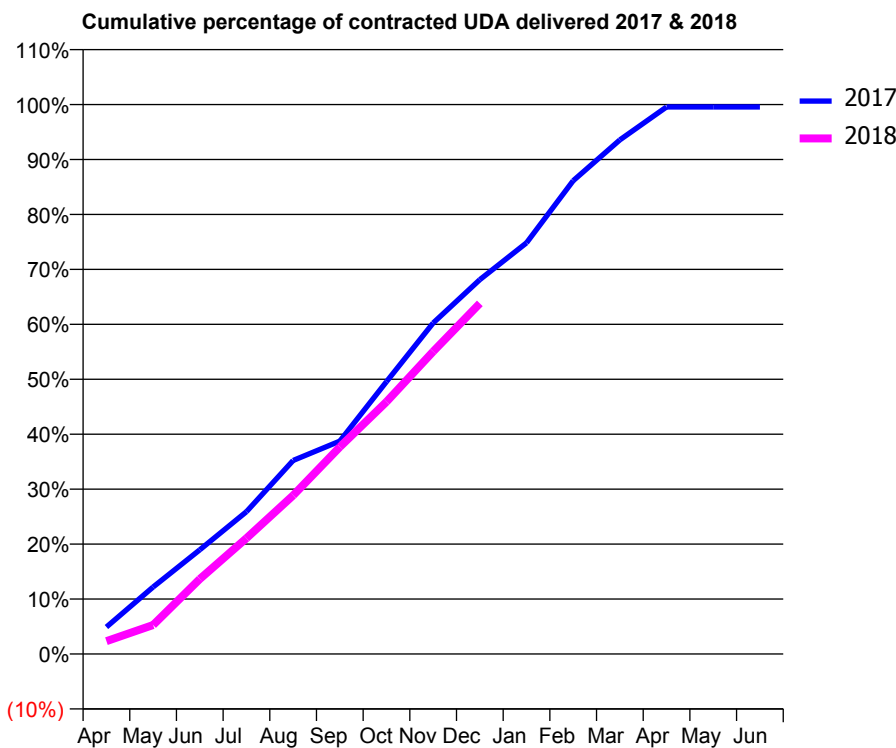
17/18 Contracted general activity (UDA)	12,031
Carry forward general activity (UDA)	53
17/18 Contracted orthodontic activity (UOA)	0
Carry forward orthodontic activity (UOA)	0
Baseline contract value	£370,929.87

ACCESS*

Patients seen in 24 months	Total	Change since previous quarter
Quarter ending December 2016	3,483	
Quarter ending March 2017	3,488	→
Quarter ending June 2017	3,450	↓
Quarter ending September 2017	3,539	↑
Quarter ending December 2017	3,617	↑
Variance since December 2016	3.8%	↑



ACTIVITY



Month	Adjusted Scheduled Activity (UDA)	
	2017	2018
April	591	281
May	1,468	636
June	2,282	1,643
July	3,115	2,536
August	4,238	3,472
September	4,661	4,531
October	5,962	5,522
November	7,247	6,622
December	8,198	7,678
January	9,003	
February	10,362	
March	11,256	
April	11,978	
May	11,978	
June	11,978	

QUALITY

	Quantity	Base Number	Contract	AT	Region	England
% of FP17s for the same patient ID Re-attending within 3 months - Children	82	1,046	7.8%	10.3%	11.8%	12.0%
% of FP17s for the same patient ID Re-attending within 3 months - Adults	350	2,943	11.9%	14.5%	15.3%	15.9%
% of FP17s for the same patient ID Re-attending between 3 & 9 months - Children	609	1,046	58.2%	55.9%	59.1%	58.0%
% of FP17s for the same patient ID Re-attending between 3 & 9 months - Adults	1,454	2,943	49.4%	49.0%	51.5%	50.5%
% of FP17s for Band 1 Urgent Courses	268	3,672	7.3%	8.5%	8.0%	9.0%
% of FP17s Relating to Free Repair or Replacements	28	3,672	0.8%	0.7%	0.8%	0.8%
% of FP17s Relating to Continuations	14	3,672	0.4%	0.9%	1.1%	1.1%
% of Patients satisfied with the dentistry they have received	21	22	95.5%	91.4%	91.6%	91.5%
% of Patients satisfied with the time they had to wait for an appointment	22	22	100.0%	89.1%	88.3%	87.9%

* This is based on patients treated on this contract for their most recent course of treatment. Figures in italics indicate the base number of FP17s or Patient Questionnaire responses are less than 100. N/A is shown where the base number of responses is less than 10 during the period. % is calculated as Quantity/Base number*100

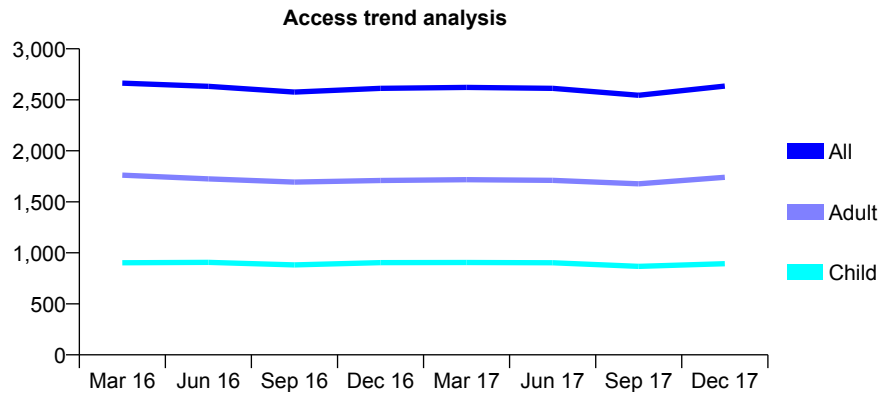
Q57 - Vital Signs At a Glance Contract Report for 105570/0001 - December 2017

Name or company name	Ramsay and Sud
Contract type name	GDS Contract
Purpose of contract	General
Contract start date	01/04/2006
Contract end date	

17/18 Contracted general activity (UDA)	8,500
Carry forward general activity (UDA)	0
17/18 Contracted orthodontic activity (UOA)	0
Carry forward orthodontic activity (UOA)	0
Baseline contract value	£213,120.29

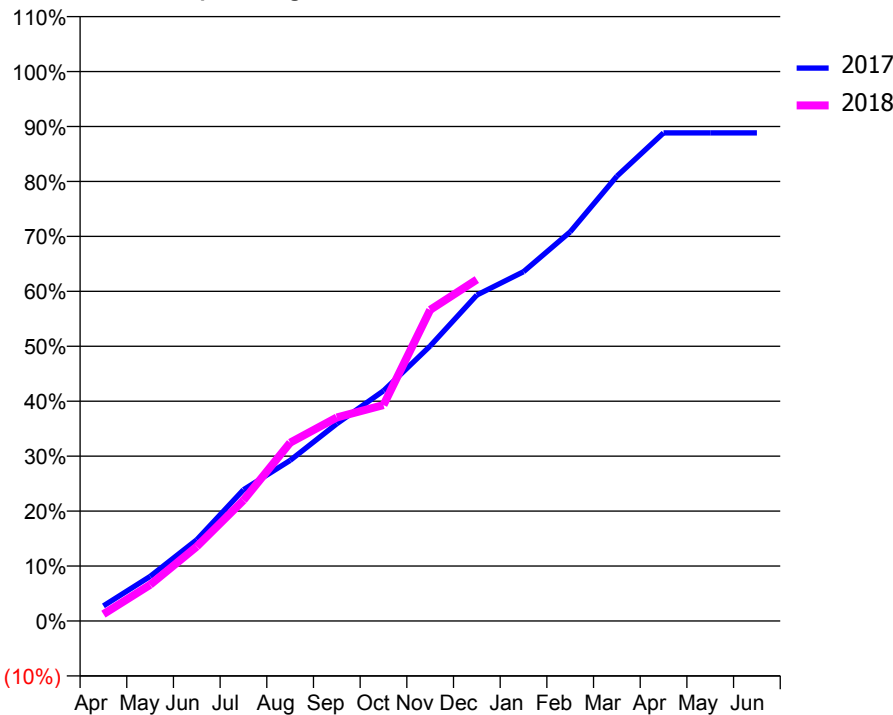
ACCESS*

Patients seen in 24 months	Total	Change since previous quarter
Quarter ending December 2016	2,613	
Quarter ending March 2017	2,622	→
Quarter ending June 2017	2,612	→
Quarter ending September 2017	2,544	↓
Quarter ending December 2017	2,634	↑
Variance since December 2016	0.8%	→



ACTIVITY

Cumulative percentage of contracted UDA delivered 2017 & 2018



Month	Adjusted Scheduled Activity (UDA)	
	2017	2018
April	235	106
May	691	560
June	1,258	1,152
July	2,031	1,868
August	2,485	2,760
September	3,052	3,150
October	3,562	3,341
November	4,255	4,814
December	5,041	5,282
January	5,404	
February	6,021	
March	6,880	
April	7,551	
May	7,551	
June	7,551	

QUALITY

	Quantity	Base Number	Contract	AT	Region	England
% of FP17s for the same patient ID Re-attending within 3 months - Children	55	762	7.2%	10.3%	11.8%	12.0%
% of FP17s for the same patient ID Re-attending within 3 months - Adults	261	1,449	18.0%	14.5%	15.3%	15.9%
% of FP17s for the same patient ID Re-attending between 3 & 9 months - Children	338	762	44.4%	55.9%	59.1%	58.0%
% of FP17s for the same patient ID Re-attending between 3 & 9 months - Adults	502	1,449	34.6%	49.0%	51.5%	50.5%
% of FP17s for Band 1 Urgent Courses	137	2,064	6.6%	8.5%	8.0%	9.0%
% of FP17s Relating to Free Repair or Replacements	7	2,064	0.3%	0.7%	0.8%	0.8%
% of FP17s Relating to Continuations	95	2,064	4.6%	0.9%	1.1%	1.1%
% of Patients satisfied with the dentistry they have received	2	2	N/A	91.4%	91.6%	91.5%
% of Patients satisfied with the time they had to wait for an appointment	1	2	N/A	89.1%	88.3%	87.9%

* This is based on patients treated on this contract for their most recent course of treatment. Figures in italics indicate the base number of FP17s or Patient Questionnaire responses are less than 100. N/A is shown where the base number of responses is less than 10 during the period. % is calculated as Quantity/Base number*100

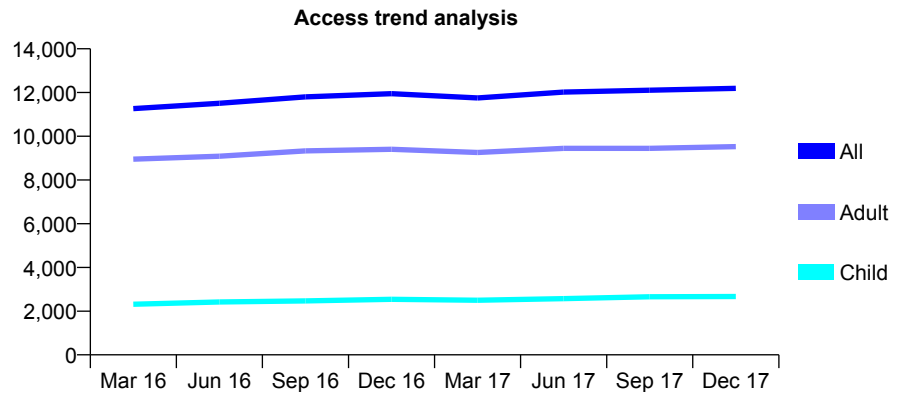
Q57 - Vital Signs At a Glance Contract Report for 107204/0001 - December 2017

Name or company name	A F Clough & T N Clough
Contract type name	GDS Contract
Purpose of contract	General
Contract start date	01/03/2008
Contract end date	

17/18 Contracted general activity (UDA)	29,583
Carry forward general activity (UDA)	-569
17/18 Contracted orthodontic activity (UOA)	0
Carry forward orthodontic activity (UOA)	0
Baseline contract value	£845,300.79

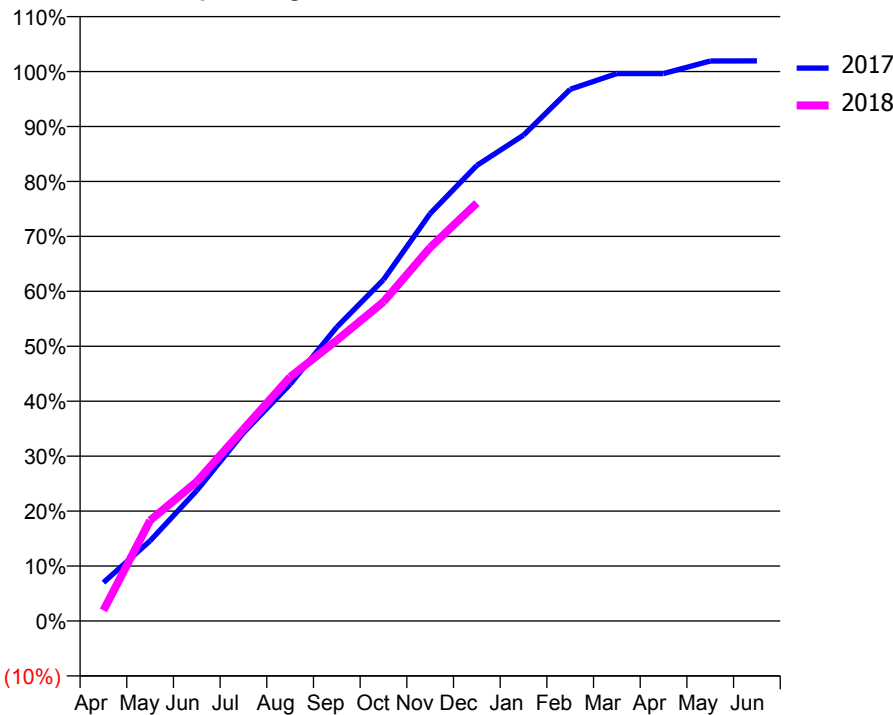
ACCESS*

Patients seen in 24 months	Total	Change since previous quarter
Quarter ending December 2016	11,947	
Quarter ending March 2017	11,751	↓
Quarter ending June 2017	12,019	↑
Quarter ending September 2017	12,103	→
Quarter ending December 2017	12,192	→
Variance since December 2016	2.1%	↑



ACTIVITY

Cumulative percentage of contracted UDA delivered 2017 & 2018



Month	Adjusted Scheduled Activity (UDA)	
	2017	2018
April	2,074	569
May	4,315	5,419
June	7,028	7,508
July	10,134	10,327
August	12,748	13,143
September	15,829	15,118
October	18,375	17,183
November	21,935	20,110
December	24,528	22,506
January	26,154	
February	28,627	
March	29,471	
April	29,471	
May	30,150	
June	30,152	

QUALITY

	Quantity	Base Number	Contract	AT	Region	England
% of FP17s for the same patient ID Re-attending within 3 months - Children	201	3,271	6.1%	10.3%	11.8%	12.0%
% of FP17s for the same patient ID Re-attending within 3 months - Adults	1,265	9,612	13.2%	14.5%	15.3%	15.9%
% of FP17s for the same patient ID Re-attending between 3 & 9 months - Children	1,999	3,271	61.1%	55.9%	59.1%	58.0%
% of FP17s for the same patient ID Re-attending between 3 & 9 months - Adults	4,503	9,612	46.8%	49.0%	51.5%	50.5%
% of FP17s for Band 1 Urgent Courses	1,374	12,589	10.9%	8.5%	8.0%	9.0%
% of FP17s Relating to Free Repair or Replacements	205	12,589	1.6%	0.7%	0.8%	0.8%
% of FP17s Relating to Continuations	74	12,589	0.6%	0.9%	1.1%	1.1%
% of Patients satisfied with the dentistry they have received	17	20	85.0%	91.4%	91.6%	91.5%
% of Patients satisfied with the time they had to wait for an appointment	16	20	80.0%	89.1%	88.3%	87.9%

* This is based on patients treated on this contract for their most recent course of treatment. Figures in italics indicate the base number of FP17s or Patient Questionnaire responses are less than 100. N/A is shown where the base number of responses is less than 10 during the period. % is calculated as Quantity/Base number*100

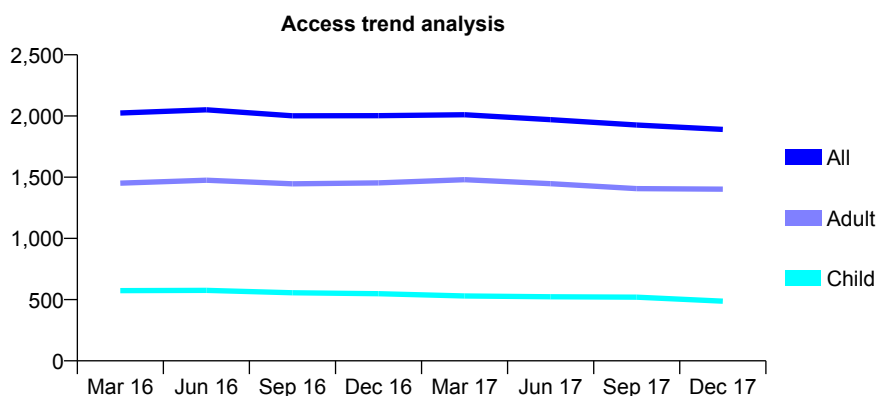
Q57 - Vital Signs At a Glance Contract Report for 108790/0001 - December 2017

Name or company name	Alexander Dental Practice
Contract type name	GDS Contract
Purpose of contract	General
Contract start date	01/09/2010
Contract end date	

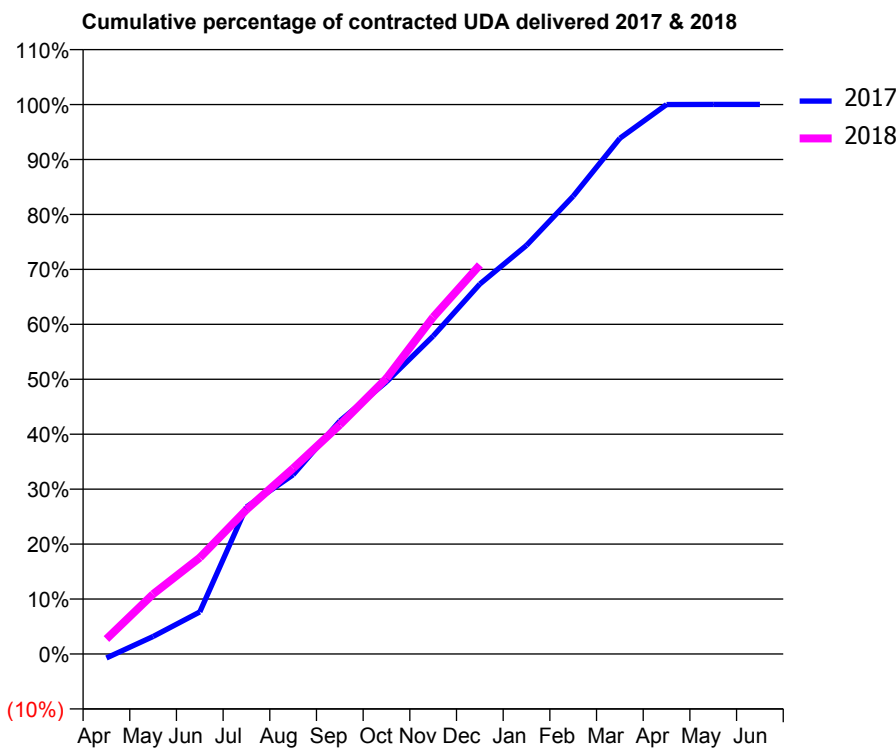
17/18 Contracted general activity (UDA)	5,000
Carry forward general activity (UDA)	-1
17/18 Contracted orthodontic activity (UOA)	0
Carry forward orthodontic activity (UOA)	0
Baseline contract value	£142,307.59

ACCESS*

Patients seen in 24 months	Total	Change since previous quarter
Quarter ending December 2016	2,003	
Quarter ending March 2017	2,010	→
Quarter ending June 2017	1,970	↓
Quarter ending September 2017	1,927	↓
Quarter ending December 2017	1,891	↓
Variance since December 2016	(5.6%)	↓



ACTIVITY



Month	Adjusted Scheduled Activity (UDA)	
	2017	2018
April	-37	137
May	159	546
June	382	876
July	1,338	1,314
August	1,632	1,690
September	2,121	2,085
October	2,478	2,508
November	2,893	3,066
December	3,367	3,540
January	3,719	
February	4,166	
March	4,693	
April	5,000	
May	5,001	
June	5,001	

QUALITY

	Quantity	Base Number	Contract	AT	Region	England
% of FP17s for the same patient ID Re-attending within 3 months - Children	44	434	10.1%	10.3%	11.8%	12.0%
% of FP17s for the same patient ID Re-attending within 3 months - Adults	190	1,193	15.9%	14.5%	15.3%	15.9%
% of FP17s for the same patient ID Re-attending between 3 & 9 months - Children	184	434	42.4%	55.9%	59.1%	58.0%
% of FP17s for the same patient ID Re-attending between 3 & 9 months - Adults	480	1,193	40.2%	49.0%	51.5%	50.5%
% of FP17s for Band 1 Urgent Courses	353	1,520	23.2%	8.5%	8.0%	9.0%
% of FP17s Relating to Free Repair or Replacements	0	1,520	0.0%	0.7%	0.8%	0.8%
% of FP17s Relating to Continuations	8	1,520	0.5%	0.9%	1.1%	1.1%
% of Patients satisfied with the dentistry they have received	6	6	N/A	91.4%	91.6%	91.5%
% of Patients satisfied with the time they had to wait for an appointment	6	6	N/A	89.1%	88.3%	87.9%

* This is based on patients treated on this contract for their most recent course of treatment. Figures in italics indicate the base number of FP17s or Patient Questionnaire responses are less than 100. N/A is shown where the base number of responses is less than 10 during the period. % is calculated as Quantity/Base number*100

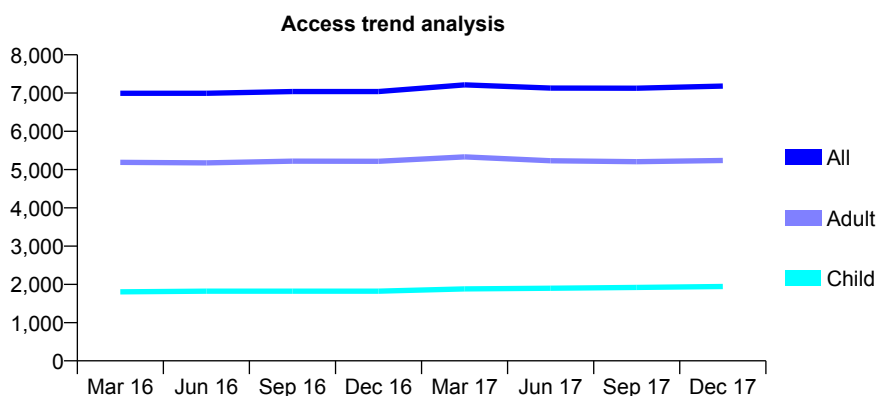
Q57 - Vital Signs At a Glance Contract Report for 109231/0001 - December 2017

Name or company name	E. Harunani & M. Kanani
Contract type name	GDS Contract
Purpose of contract	General
Contract start date	01/07/2010
Contract end date	

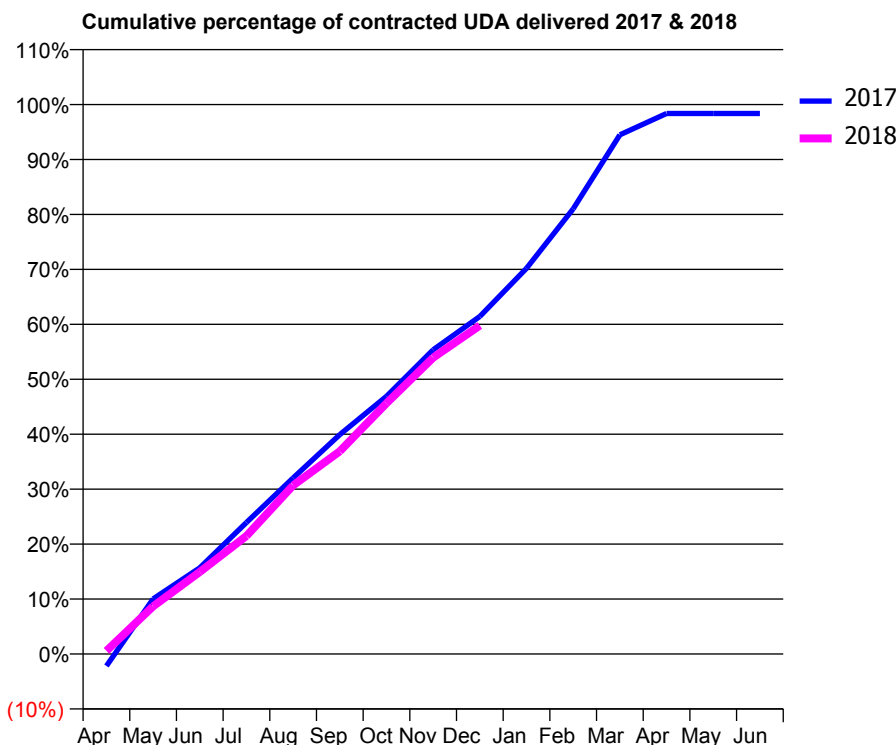
17/18 Contracted general activity (UDA)	20,850
Carry forward general activity (UDA)	341
17/18 Contracted orthodontic activity (UOA)	0
Carry forward orthodontic activity (UOA)	0
Baseline contract value	£520,175.99

ACCESS*

Patients seen in 24 months	Total	Change since previous quarter
Quarter ending December 2016	7,039	
Quarter ending March 2017	7,213	↑
Quarter ending June 2017	7,131	↓
Quarter ending September 2017	7,126	→
Quarter ending December 2017	7,181	→
Variance since December 2016	2.0%	↑



ACTIVITY



Month	Adjusted Scheduled Activity (UDA)	
	2017	2018
April	-456	119
May	2,094	1,811
June	3,271	3,115
July	4,993	4,482
August	6,683	6,399
September	8,328	7,693
October	9,780	9,513
November	11,544	11,244
December	12,808	12,462
January	14,637	
February	16,894	
March	19,698	
April	20,509	
May	20,509	
June	20,509	

QUALITY

	Quantity	Base Number	Contract	AT	Region	England
% of FP17s for the same patient ID Re-attending within 3 months - Children	105	1,954	5.4%	10.3%	11.8%	12.0%
% of FP17s for the same patient ID Re-attending within 3 months - Adults	628	4,619	13.6%	14.5%	15.3%	15.9%
% of FP17s for the same patient ID Re-attending between 3 & 9 months - Children	1,174	1,954	60.1%	55.9%	59.1%	58.0%
% of FP17s for the same patient ID Re-attending between 3 & 9 months - Adults	2,322	4,619	50.3%	49.0%	51.5%	50.5%
% of FP17s for Band 1 Urgent Courses	753	6,238	12.1%	8.5%	8.0%	9.0%
% of FP17s Relating to Free Repair or Replacements	4	6,238	0.1%	0.7%	0.8%	0.8%
% of FP17s Relating to Continuations	74	6,238	1.2%	0.9%	1.1%	1.1%
% of Patients satisfied with the dentistry they have received	5	6	N/A	91.4%	91.6%	91.5%
% of Patients satisfied with the time they had to wait for an appointment	5	6	N/A	89.1%	88.3%	87.9%

* This is based on patients treated on this contract for their most recent course of treatment. Figures in italics indicate the base number of FP17s or Patient Questionnaire responses are less than 100. N/A is shown where the base number of responses is less than 10 during the period. % is calculated as Quantity/Base number*100

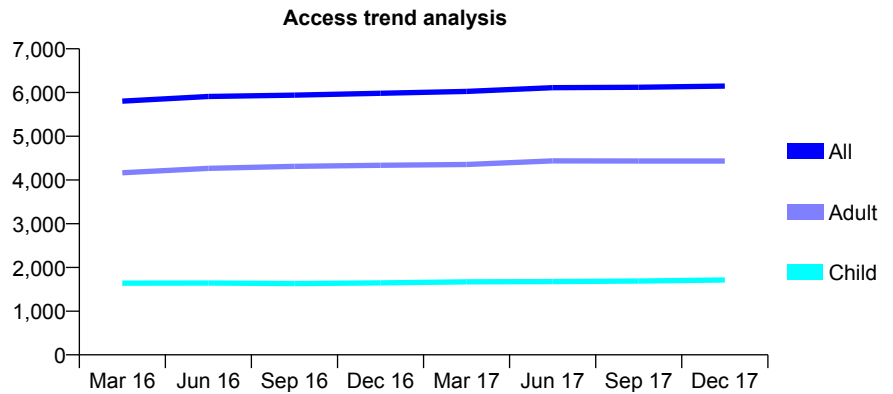
Q57 - Vital Signs At a Glance Contract Report for 109894/0001 - December 2017

Name or company name	Mr T C Patel, Mrs K Patel, Mr A Patel and M
Contract type name	GDS Contract
Purpose of contract	General
Contract start date	01/05/2011
Contract end date	

17/18 Contracted general activity (UDA)	12,494
Carry forward general activity (UDA)	97
17/18 Contracted orthodontic activity (UOA)	0
Carry forward orthodontic activity (UOA)	0
Baseline contract value	£297,104.42

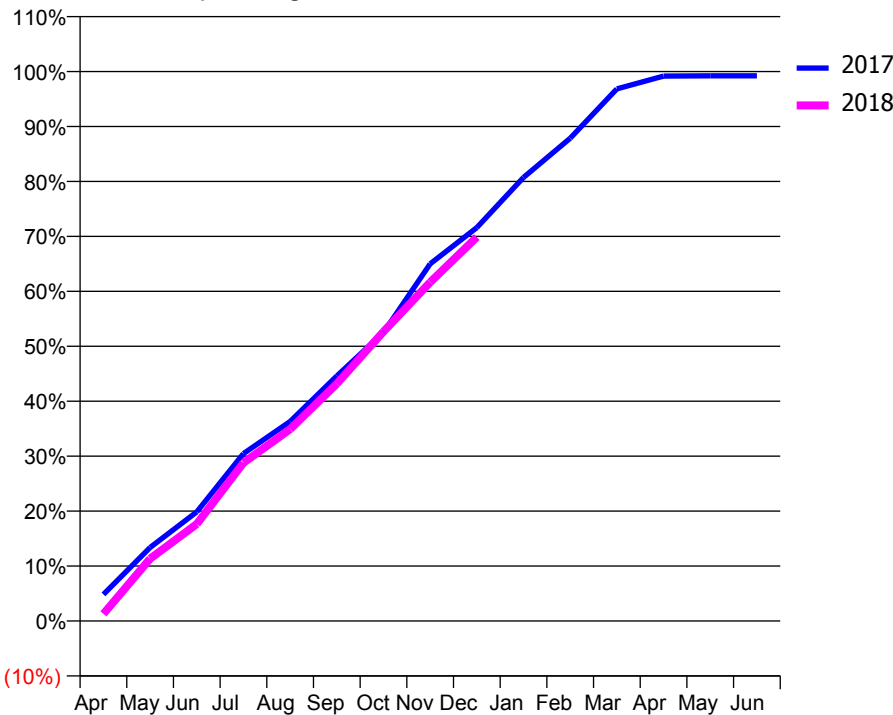
ACCESS*

Patients seen in 24 months	Total	Change since previous quarter
Quarter ending December 2016	5,982	
Quarter ending March 2017	6,024	→
Quarter ending June 2017	6,112	→
Quarter ending September 2017	6,119	→
Quarter ending December 2017	6,147	→
Variance since December 2016	2.8%	↑



ACTIVITY

Cumulative percentage of contracted UDA delivered 2017 & 2018



Month	Adjusted Scheduled Activity (UDA)	
	2017	2018
April	606	163
May	1,671	1,419
June	2,480	2,204
July	3,808	3,598
August	4,537	4,361
September	5,571	5,395
October	6,561	6,580
November	8,121	7,701
December	8,947	8,730
January	10,085	
February	10,976	
March	12,098	
April	12,391	
May	12,395	
June	12,397	

QUALITY

	Quantity	Base Number	Contract	AT	Region	England
% of FP17s for the same patient ID Re-attending within 3 months - Children	126	1,932	6.5%	10.3%	11.8%	12.0%
% of FP17s for the same patient ID Re-attending within 3 months - Adults	519	4,343	12.0%	14.5%	15.3%	15.9%
% of FP17s for the same patient ID Re-attending between 3 & 9 months - Children	1,165	1,932	60.3%	55.9%	59.1%	58.0%
% of FP17s for the same patient ID Re-attending between 3 & 9 months - Adults	2,195	4,343	50.5%	49.0%	51.5%	50.5%
% of FP17s for Band 1 Urgent Courses	311	5,079	6.1%	8.5%	8.0%	9.0%
% of FP17s Relating to Free Repair or Replacements	25	5,079	0.5%	0.7%	0.8%	0.8%
% of FP17s Relating to Continuations	8	5,079	0.2%	0.9%	1.1%	1.1%
% of Patients satisfied with the dentistry they have received	14	15	93.3%	91.4%	91.6%	91.5%
% of Patients satisfied with the time they had to wait for an appointment	12	15	80.0%	89.1%	88.3%	87.9%

* This is based on patients treated on this contract for their most recent course of treatment. Figures in italics indicate the base number of FP17s or Patient Questionnaire responses are less than 100. N/A is shown where the base number of responses is less than 10 during the period. % is calculated as Quantity/Base number*100

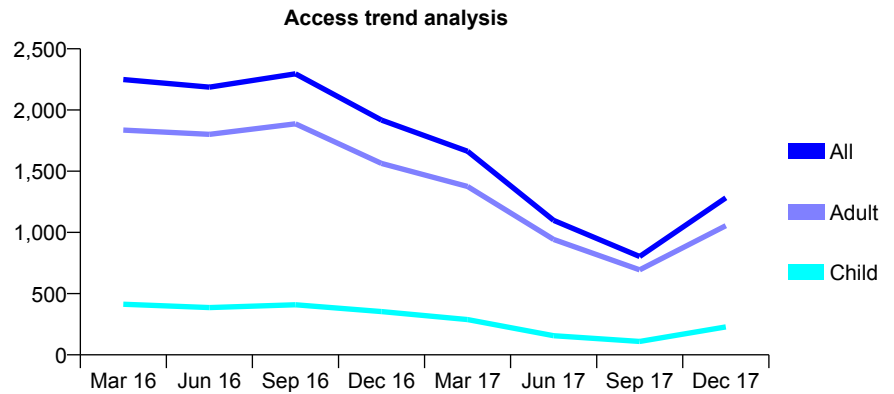
Q57 - Vital Signs At a Glance Contract Report for 109991/0001 - December 2017

Name or company name	MR P ELMES
Contract type name	GDS Contract
Purpose of contract	General
Contract start date	01/03/2014
Contract end date	

17/18 Contracted general activity (UDA)	6,975
Carry forward general activity (UDA)	0
17/18 Contracted orthodontic activity (UOA)	0
Carry forward orthodontic activity (UOA)	0
Baseline contract value	£156,716.63

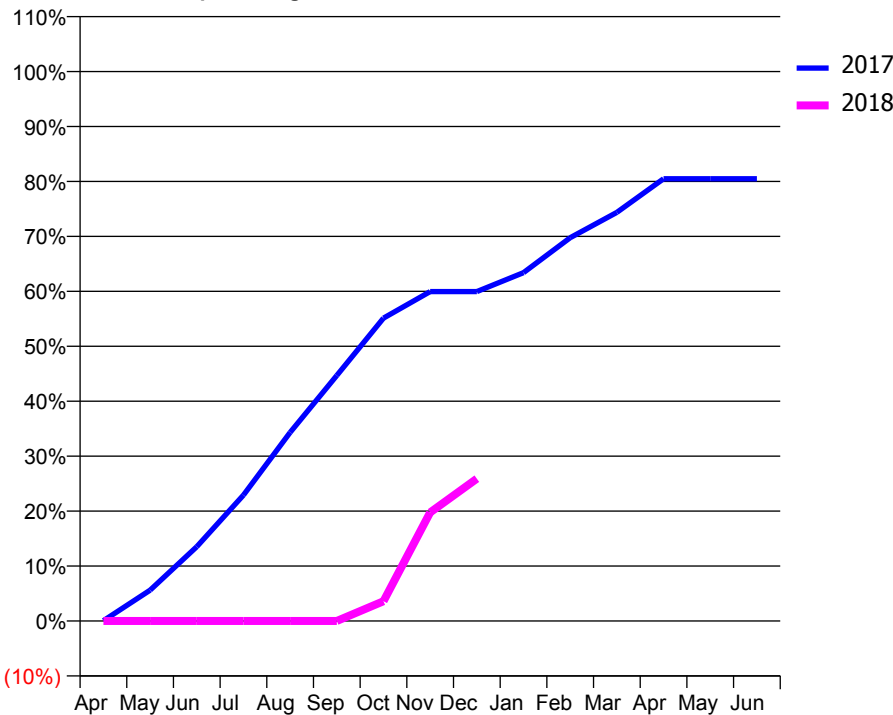
ACCESS*

Patients seen in 24 months	Total	Change since previous quarter
Quarter ending December 2016	1,918	
Quarter ending March 2017	1,663	↓
Quarter ending June 2017	1,099	↓
Quarter ending September 2017	803	↓
Quarter ending December 2017	1,283	↑
Variance since December 2016	(33.1%)	↓



ACTIVITY

Cumulative percentage of contracted UDA delivered 2017 & 2018



Month	Adjusted Scheduled Activity (UDA)	
	2017	2018
April	4	0
May	392	0
June	943	0
July	1,598	1
August	2,393	1
September	3,116	1
October	3,845	251
November	4,182	1,378
December	4,182	1,807
January	4,421	
February	4,866	
March	5,187	
April	5,614	
May	5,614	
June	5,614	

QUALITY

	Quantity	Base Number	Contract	AT	Region	England
% of FP17s for the same patient ID Re-attending within 3 months - Children	6	192	3.1%	10.3%	11.8%	12.0%
% of FP17s for the same patient ID Re-attending within 3 months - Adults	29	775	3.7%	14.5%	15.3%	15.9%
% of FP17s for the same patient ID Re-attending between 3 & 9 months - Children	43	192	22.4%	55.9%	59.1%	58.0%
% of FP17s for the same patient ID Re-attending between 3 & 9 months - Adults	166	775	21.4%	49.0%	51.5%	50.5%
% of FP17s for Band 1 Urgent Courses	44	819	5.4%	8.5%	8.0%	9.0%
% of FP17s Relating to Free Repair or Replacements	2	819	0.2%	0.7%	0.8%	0.8%
% of FP17s Relating to Continuations	2	819	0.2%	0.9%	1.1%	1.1%
% of Patients satisfied with the dentistry they have received	1	1	N/A	91.4%	91.6%	91.5%
% of Patients satisfied with the time they had to wait for an appointment	1	1	N/A	89.1%	88.3%	87.9%

* This is based on patients treated on this contract for their most recent course of treatment. Figures in italics indicate the base number of FP17s or Patient Questionnaire responses are less than 100. N/A is shown where the base number of responses is less than 10 during the period. % is calculated as Quantity/Base number*100

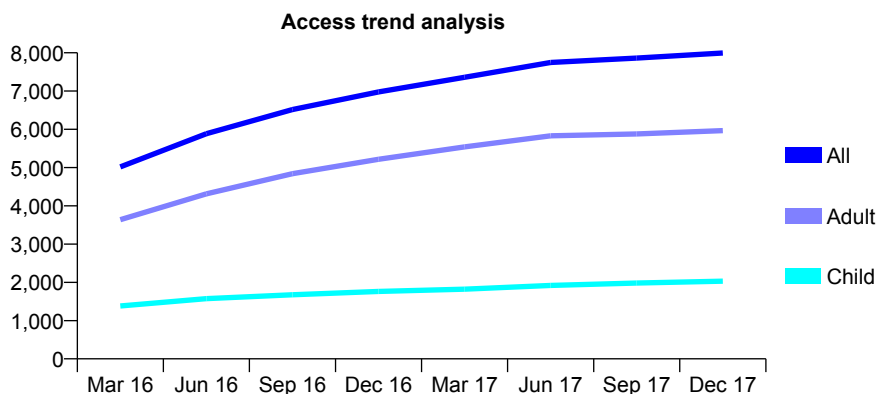
Q57 - Vital Signs At a Glance Contract Report for 110299/0002 - December 2017

Name or company name	Baddow Dental Practice
Contract type name	GDS Contract
Purpose of contract	General
Contract start date	01/07/2015
Contract end date	

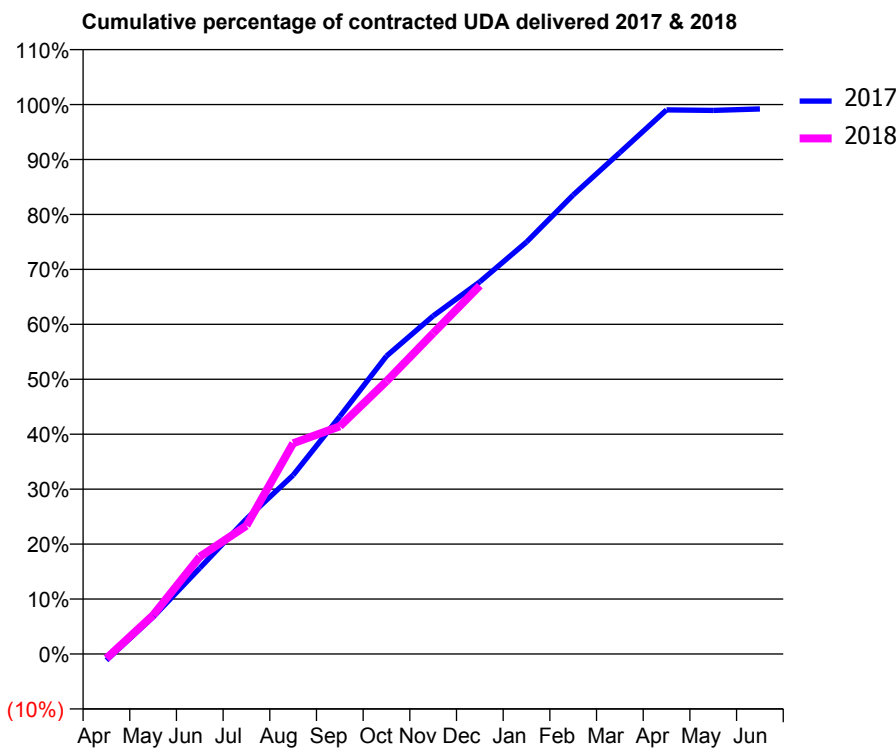
17/18 Contracted general activity (UDA)	20,223
Carry forward general activity (UDA)	164
17/18 Contracted orthodontic activity (UOA)	0
Carry forward orthodontic activity (UOA)	0
Baseline contract value	£615,433.30

ACCESS*

Patients seen in 24 months	Total	Change since previous quarter
Quarter ending December 2016	6,977	
Quarter ending March 2017	7,360	↑
Quarter ending June 2017	7,748	↑
Quarter ending September 2017	7,862	→
Quarter ending December 2017	7,995	→
Variance since December 2016	14.6%	↑



ACTIVITY



Month	Adjusted Scheduled Activity (UDA)	
	2017	2018
April	-233	-164
May	1,364	1,431
June	3,161	3,582
July	4,974	4,723
August	6,585	7,758
September	8,741	8,381
October	10,966	10,039
November	12,443	11,806
December	13,700	13,559
January	15,163	
February	16,893	
March	18,457	
April	20,027	
May	20,005	
June	20,059	

QUALITY

	Quantity	Base Number	Contract	AT	Region	England
% of FP17s for the same patient ID Re-attending within 3 months - Children	106	2,106	5.0%	10.3%	11.8%	12.0%
% of FP17s for the same patient ID Re-attending within 3 months - Adults	647	5,691	11.4%	14.5%	15.3%	15.9%
% of FP17s for the same patient ID Re-attending between 3 & 9 months - Children	1,032	2,106	49.0%	55.9%	59.1%	58.0%
% of FP17s for the same patient ID Re-attending between 3 & 9 months - Adults	2,657	5,691	46.7%	49.0%	51.5%	50.5%
% of FP17s for Band 1 Urgent Courses	493	7,024	7.0%	8.5%	8.0%	9.0%
% of FP17s Relating to Free Repair or Replacements	45	7,024	0.6%	0.7%	0.8%	0.8%
% of FP17s Relating to Continuations	28	7,024	0.4%	0.9%	1.1%	1.1%
% of Patients satisfied with the dentistry they have received	12	13	92.3%	91.4%	91.6%	91.5%
% of Patients satisfied with the time they had to wait for an appointment	11	13	84.6%	89.1%	88.3%	87.9%

* This is based on patients treated on this contract for their most recent course of treatment. Figures in italics indicate the base number of FP17s or Patient Questionnaire responses are less than 100. N/A is shown where the base number of responses is less than 10 during the period. % is calculated as Quantity/Base number*100

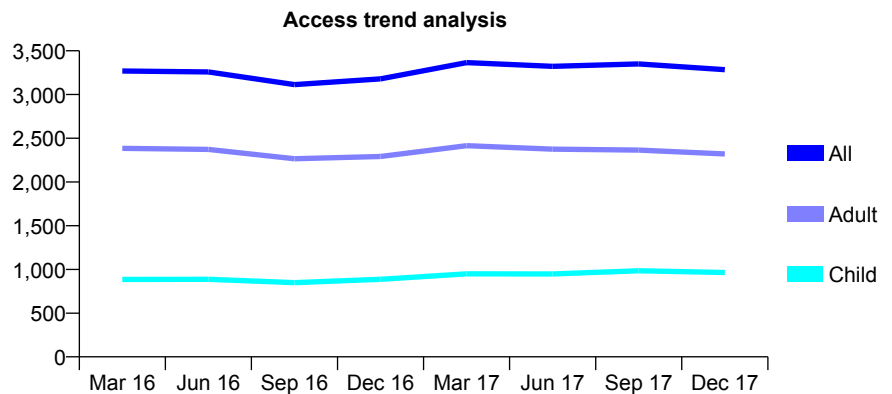
Q57 - Vital Signs At a Glance Contract Report for 110329/0001 - December 2017

Name or company name	Mr Yap & Mr Dhamu
Contract type name	GDS Contract
Purpose of contract	General
Contract start date	01/04/2014
Contract end date	

17/18 Contracted general activity (UDA)	9,860
Carry forward general activity (UDA)	-162
17/18 Contracted orthodontic activity (UOA)	0
Carry forward orthodontic activity (UOA)	0
Baseline contract value	£316,032.83

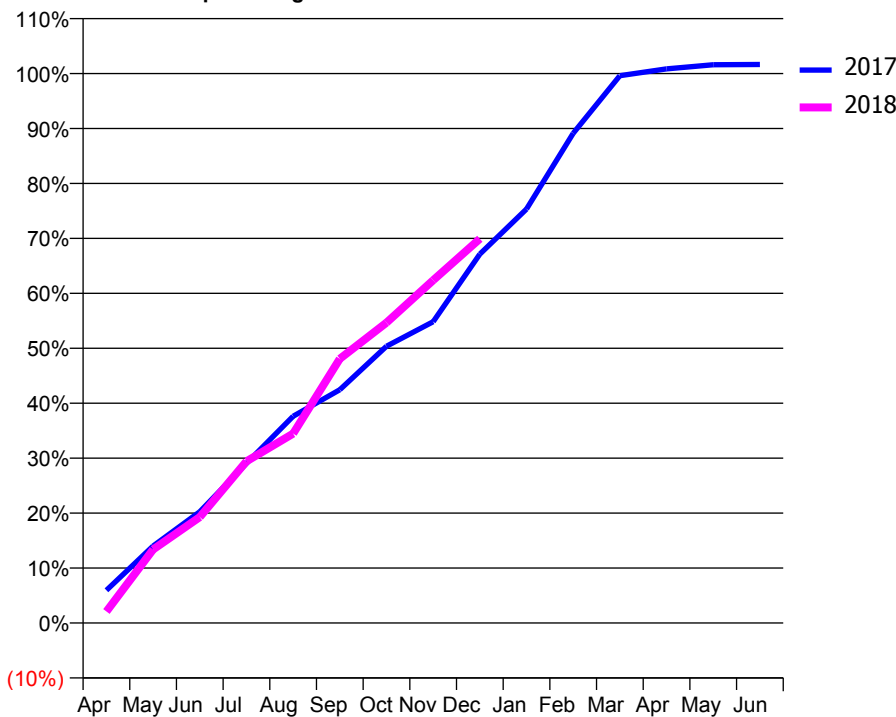
ACCESS*

Patients seen in 24 months	Total	Change since previous quarter
Quarter ending December 2016	3,179	
Quarter ending March 2017	3,365	↑
Quarter ending June 2017	3,323	↓
Quarter ending September 2017	3,350	→
Quarter ending December 2017	3,284	↓
Variance since December 2016	3.3%	↑



ACTIVITY

Cumulative percentage of contracted UDA delivered 2017 & 2018



Month	Adjusted Scheduled Activity (UDA)	
	2017	2018
April	586	208
May	1,381	1,319
June	1,996	1,901
July	2,866	2,901
August	3,709	3,399
September	4,185	4,741
October	4,967	5,389
November	5,406	6,150
December	6,619	6,896
January	7,429	
February	8,788	
March	9,821	
April	9,942	
May	10,018	
June	10,022	

QUALITY

	Quantity	Base Number	Contract	AT	Region	England
% of FP17s for the same patient ID Re-attending within 3 months - Children	34	717	4.7%	10.3%	11.8%	12.0%
% of FP17s for the same patient ID Re-attending within 3 months - Adults	169	1,764	9.6%	14.5%	15.3%	15.9%
% of FP17s for the same patient ID Re-attending between 3 & 9 months - Children	193	717	26.9%	55.9%	59.1%	58.0%
% of FP17s for the same patient ID Re-attending between 3 & 9 months - Adults	552	1,764	31.3%	49.0%	51.5%	50.5%
% of FP17s for Band 1 Urgent Courses	97	2,395	4.1%	8.5%	8.0%	9.0%
% of FP17s Relating to Free Repair or Replacements	0	2,395	0.0%	0.7%	0.8%	0.8%
% of FP17s Relating to Continuations	1	2,395	0.0%	0.9%	1.1%	1.1%
% of Patients satisfied with the dentistry they have received	1	2	N/A	91.4%	91.6%	91.5%
% of Patients satisfied with the time they had to wait for an appointment	2	2	N/A	89.1%	88.3%	87.9%

* This is based on patients treated on this contract for their most recent course of treatment. Figures in italics indicate the base number of FP17s or Patient Questionnaire responses are less than 100. N/A is shown where the base number of responses is less than 10 during the period. % is calculated as Quantity/Base number*100

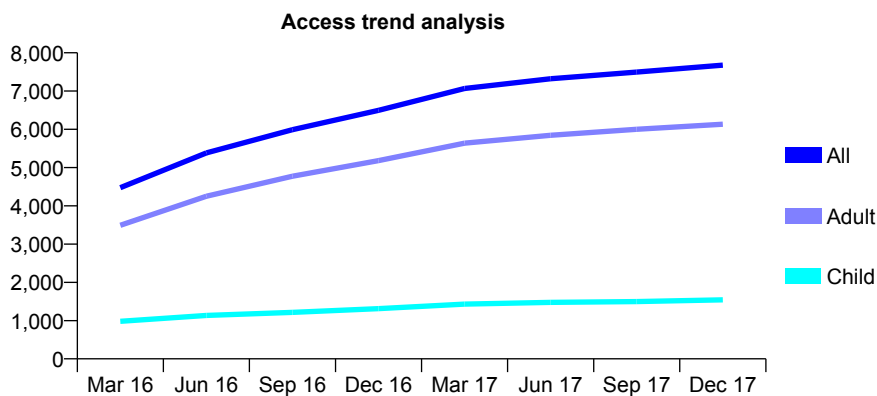
Q57 - Vital Signs At a Glance Contract Report for 111074/0001 - December 2017

Name or company name	Cygnets Dental Practice
Contract type name	GDS Contract
Purpose of contract	General
Contract start date	01/04/2015
Contract end date	

17/18 Contracted general activity (UDA)	21,884
Carry forward general activity (UDA)	337
17/18 Contracted orthodontic activity (UOA)	0
Carry forward orthodontic activity (UOA)	0
Baseline contract value	£532,154.96

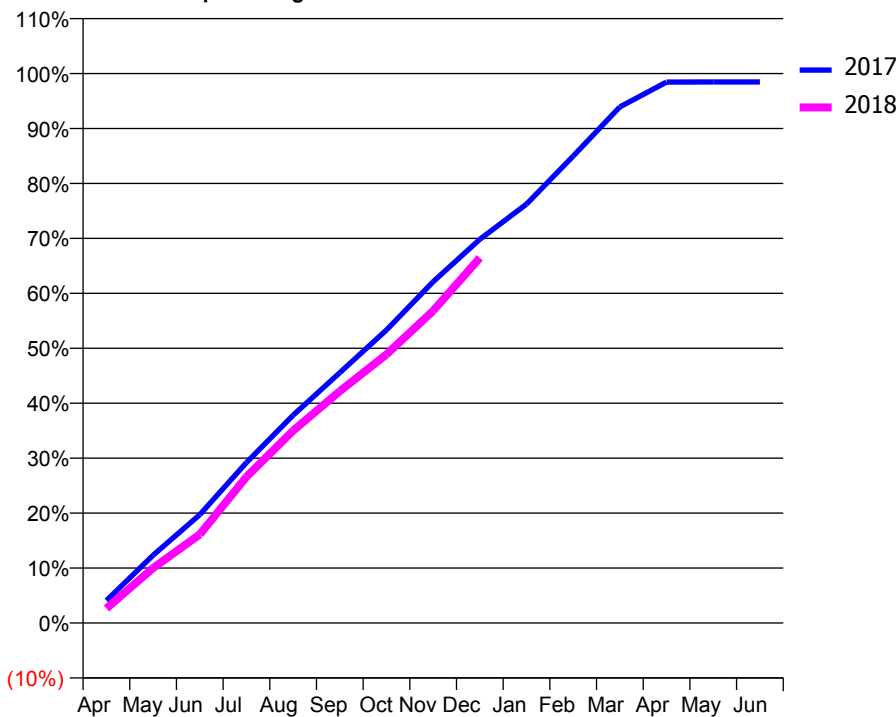
ACCESS*

Patients seen in 24 months	Total	Change since previous quarter
Quarter ending December 2016	6,497	
Quarter ending March 2017	7,069	↑
Quarter ending June 2017	7,322	↑
Quarter ending September 2017	7,498	↑
Quarter ending December 2017	7,678	↑
Variance since December 2016	18.2%	↑



ACTIVITY

Cumulative percentage of contracted UDA delivered 2017 & 2018



Month	Adjusted Scheduled Activity (UDA)	
	2017	2018
April	894	583
May	2,702	2,191
June	4,317	3,530
July	6,389	5,824
August	8,276	7,659
September	9,970	9,231
October	11,672	10,699
November	13,593	12,434
December	15,283	14,544
January	16,681	
February	18,598	
March	20,557	
April	21,540	
May	21,549	
June	21,547	

QUALITY

	Quantity	Base Number	Contract	AT	Region	England
% of FP17s for the same patient ID Re-attending within 3 months - Children	126	1,709	7.4%	10.3%	11.8%	12.0%
% of FP17s for the same patient ID Re-attending within 3 months - Adults	699	6,017	11.6%	14.5%	15.3%	15.9%
% of FP17s for the same patient ID Re-attending between 3 & 9 months - Children	1,031	1,709	60.3%	55.9%	59.1%	58.0%
% of FP17s for the same patient ID Re-attending between 3 & 9 months - Adults	3,397	6,017	56.5%	49.0%	51.5%	50.5%
% of FP17s for Band 1 Urgent Courses	675	7,293	9.3%	8.5%	8.0%	9.0%
% of FP17s Relating to Free Repair or Replacements	51	7,293	0.7%	0.7%	0.8%	0.8%
% of FP17s Relating to Continuations	62	7,293	0.9%	0.9%	1.1%	1.1%
% of Patients satisfied with the dentistry they have received	12	12	100.0%	91.4%	91.6%	91.5%
% of Patients satisfied with the time they had to wait for an appointment	10	12	83.3%	89.1%	88.3%	87.9%

* This is based on patients treated on this contract for their most recent course of treatment. Figures in italics indicate the base number of FP17s or Patient Questionnaire responses are less than 100. N/A is shown where the base number of responses is less than 10 during the period. % is calculated as Quantity/Base number*100

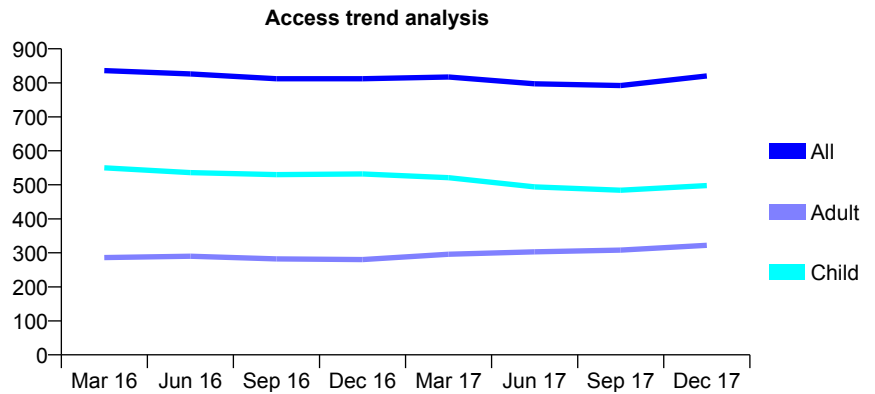
Q57 - Vital Signs At a Glance Contract Report for 112232/0001 - December 2017

Name or company name	M Duncan & K Singh
Contract type name	GDS Contract
Purpose of contract	General
Contract start date	01/04/2009
Contract end date	

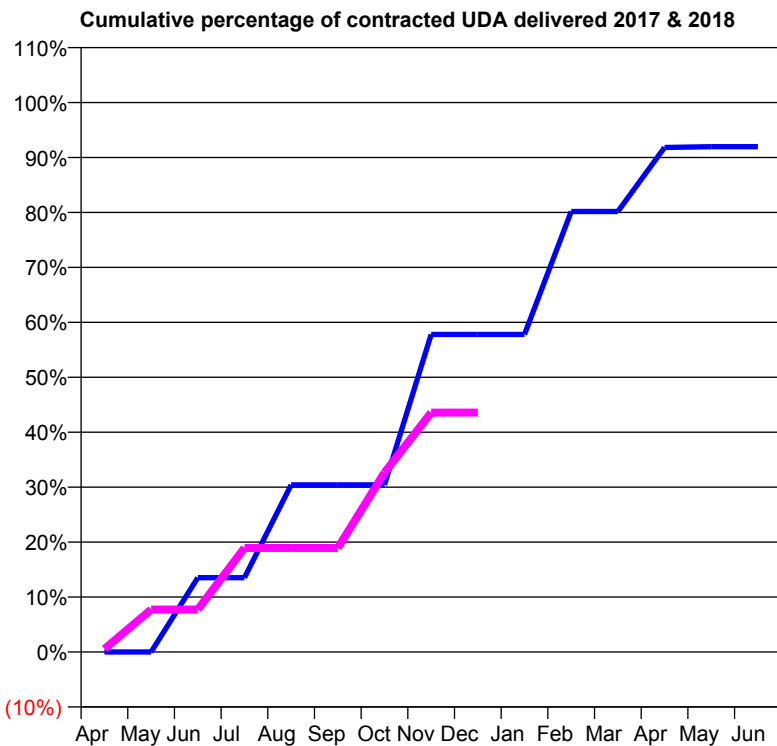
17/18 Contracted general activity (UDA)	2,000
Carry forward general activity (UDA)	0
17/18 Contracted orthodontic activity (UOA)	0
Carry forward orthodontic activity (UOA)	0
Baseline contract value	£48,028.29

ACCESS*

Patients seen in 24 months	Total	Change since previous quarter
Quarter ending December 2016	812	
Quarter ending March 2017	817	→
Quarter ending June 2017	797	↓
Quarter ending September 2017	792	→
Quarter ending December 2017	820	↑
Variance since December 2016	1.0%	→



ACTIVITY



Adjusted Scheduled Activity (UDA)		
Month	2017	2018
April	0	11
May	0	155
June	270	155
July	270	379
August	609	379
September	609	379
October	609	653
November	1,156	871
December	1,156	871
January	1,156	
February	1,603	
March	1,603	
April	1,836	
May	1,839	
June	1,839	

QUALITY

	Quantity	Base Number	Contract	AT	Region	England
% of FP17s for the same patient ID Re-attending within 3 months - Children	34	584	5.8%	10.3%	11.8%	12.0%
% of FP17s for the same patient ID Re-attending within 3 months - Adults	18	205	8.8%	14.5%	15.3%	15.9%
% of FP17s for the same patient ID Re-attending between 3 & 9 months - Children	431	584	73.8%	55.9%	59.1%	58.0%
% of FP17s for the same patient ID Re-attending between 3 & 9 months - Adults	74	205	36.1%	49.0%	51.5%	50.5%
% of FP17s for Band 1 Urgent Courses	53	656	8.1%	8.5%	8.0%	9.0%
% of FP17s Relating to Free Repair or Replacements	0	656	0.0%	0.7%	0.8%	0.8%
% of FP17s Relating to Continuations	4	656	0.6%	0.9%	1.1%	1.1%
% of Patients satisfied with the dentistry they have received	2	2	N/A	91.4%	91.6%	91.5%
% of Patients satisfied with the time they had to wait for an appointment	2	2	N/A	89.1%	88.3%	87.9%

* This is based on patients treated on this contract for their most recent course of treatment. Figures in italics indicate the base number of FP17s or Patient Questionnaire responses are less than 100. N/A is shown where the base number of responses is less than 10 during the period. % is calculated as Quantity/Base number*100

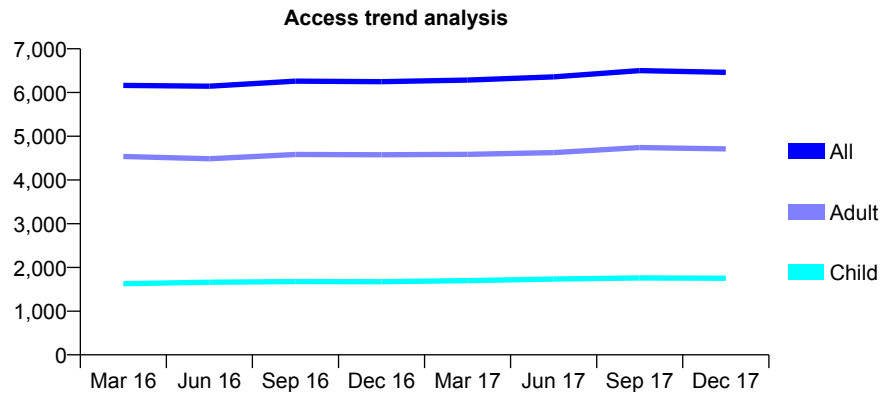
Q57 - Vital Signs At a Glance Contract Report for 114944/0001 - December 2017

Name or company name	Hockley Dental Care
Contract type name	GDS Contract
Purpose of contract	General
Contract start date	01/10/2010
Contract end date	

17/18 Contracted general activity (UDA)	18,150
Carry forward general activity (UDA)	-363
17/18 Contracted orthodontic activity (UOA)	0
Carry forward orthodontic activity (UOA)	0
Baseline contract value	£441,392.16

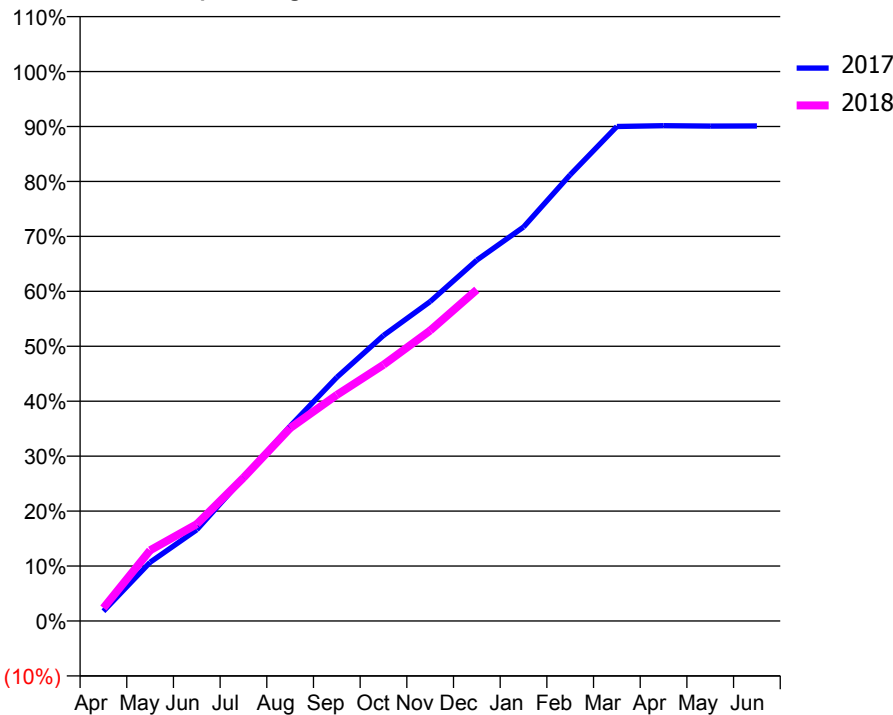
ACCESS*

Patients seen in 24 months	Total	Change since previous quarter
Quarter ending December 2016	6,249	
Quarter ending March 2017	6,285	→
Quarter ending June 2017	6,359	→
Quarter ending September 2017	6,500	↑
Quarter ending December 2017	6,462	→
Variance since December 2016	3.4%	↑



ACTIVITY

Cumulative percentage of contracted UDA delivered 2017 & 2018



Month	Adjusted Scheduled Activity (UDA)	
	2017	2018
April	287	429
May	1,709	2,334
June	2,659	3,198
July	4,168	4,733
August	5,676	6,372
September	7,095	7,469
October	8,316	8,462
November	9,299	9,595
December	10,510	10,941
January	11,472	
February	12,995	
March	14,400	
April	14,423	
May	14,411	
June	14,414	

QUALITY

	Quantity	Base Number	Contract	AT	Region	England
% of FP17s for the same patient ID Re-attending within 3 months - Children	75	1,658	4.5%	10.3%	11.8%	12.0%
% of FP17s for the same patient ID Re-attending within 3 months - Adults	415	3,974	10.4%	14.5%	15.3%	15.9%
% of FP17s for the same patient ID Re-attending between 3 & 9 months - Children	897	1,658	54.1%	55.9%	59.1%	58.0%
% of FP17s for the same patient ID Re-attending between 3 & 9 months - Adults	1,910	3,974	48.1%	49.0%	51.5%	50.5%
% of FP17s for Band 1 Urgent Courses	696	5,609	12.4%	8.5%	8.0%	9.0%
% of FP17s Relating to Free Repair or Replacements	11	5,609	0.2%	0.7%	0.8%	0.8%
% of FP17s Relating to Continuations	13	5,609	0.2%	0.9%	1.1%	1.1%
% of Patients satisfied with the dentistry they have received	11	14	78.6%	91.4%	91.6%	91.5%
% of Patients satisfied with the time they had to wait for an appointment	13	14	92.9%	89.1%	88.3%	87.9%

* This is based on patients treated on this contract for their most recent course of treatment. Figures in italics indicate the base number of FP17s or Patient Questionnaire responses are less than 100. N/A is shown where the base number of responses is less than 10 during the period. % is calculated as Quantity/Base number*100

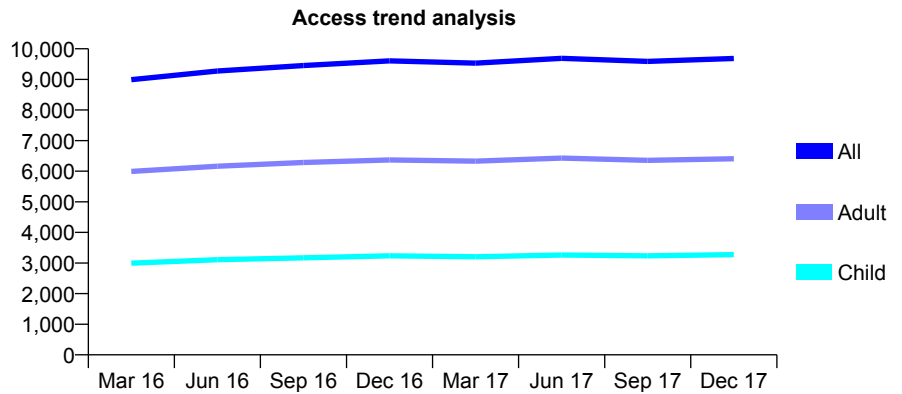
Q57 - Vital Signs At a Glance Contract Report for 116432/0001 - December 2017

Name or company name	Ghabai and Hemmati
Contract type name	GDS Contract
Purpose of contract	General
Contract start date	01/04/2006
Contract end date	

17/18 Contracted general activity (UDA)	26,845
Carry forward general activity (UDA)	-67
17/18 Contracted orthodontic activity (UOA)	0
Carry forward orthodontic activity (UOA)	0
Baseline contract value	£877,019.01

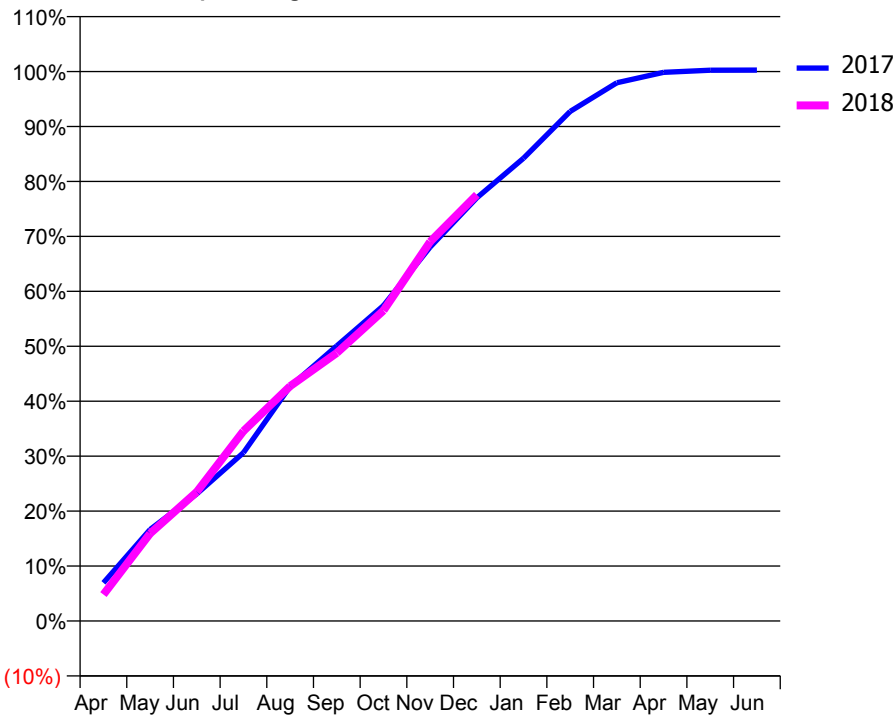
ACCESS*

Patients seen in 24 months	Total	Change since previous quarter
Quarter ending December 2016	9,606	
Quarter ending March 2017	9,531	→
Quarter ending June 2017	9,690	→
Quarter ending September 2017	9,590	↓
Quarter ending December 2017	9,683	→
Variance since December 2016	0.8%	→



ACTIVITY

Cumulative percentage of contracted UDA delivered 2017 & 2018



Month	Adjusted Scheduled Activity (UDA)	
	2017	2018
April	1,864	1,290
May	4,473	4,274
June	6,209	6,308
July	8,225	9,278
August	11,462	11,475
September	13,446	13,099
October	15,412	15,167
November	18,267	18,528
December	20,676	20,821
January	22,611	
February	24,897	
March	26,296	
April	26,801	
May	26,909	
June	26,912	

QUALITY

	Quantity	Base Number	Contract	AT	Region	England
% of FP17s for the same patient ID Re-attending within 3 months - Children	168	2,901	5.8%	10.3%	11.8%	12.0%
% of FP17s for the same patient ID Re-attending within 3 months - Adults	521	4,656	11.2%	14.5%	15.3%	15.9%
% of FP17s for the same patient ID Re-attending between 3 & 9 months - Children	1,401	2,901	48.3%	55.9%	59.1%	58.0%
% of FP17s for the same patient ID Re-attending between 3 & 9 months - Adults	1,575	4,656	33.8%	49.0%	51.5%	50.5%
% of FP17s for Band 1 Urgent Courses	377	7,226	5.2%	8.5%	8.0%	9.0%
% of FP17s Relating to Free Repair or Replacements	8	7,226	0.1%	0.7%	0.8%	0.8%
% of FP17s Relating to Continuations	37	7,226	0.5%	0.9%	1.1%	1.1%
% of Patients satisfied with the dentistry they have received	26	28	92.9%	91.4%	91.6%	91.5%
% of Patients satisfied with the time they had to wait for an appointment	26	28	92.9%	89.1%	88.3%	87.9%

* This is based on patients treated on this contract for their most recent course of treatment. Figures in italics indicate the base number of FP17s or Patient Questionnaire responses are less than 100. N/A is shown where the base number of responses is less than 10 during the period. % is calculated as Quantity/Base number*100

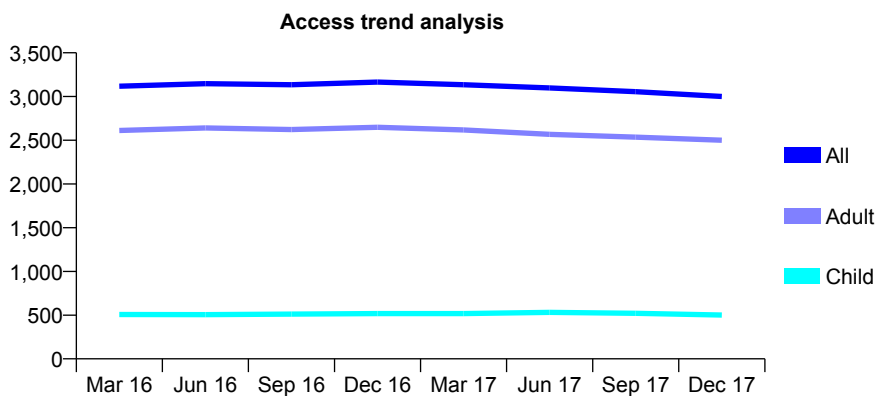
Q57 - Vital Signs At a Glance Contract Report for 116610/0001 - December 2017

Name or company name	M Duncan & KS Singh
Contract type name	GDS Contract
Purpose of contract	General
Contract start date	01/04/2014
Contract end date	

17/18 Contracted general activity (UDA)	9,168
Carry forward general activity (UDA)	256
17/18 Contracted orthodontic activity (UOA)	0
Carry forward orthodontic activity (UOA)	0
Baseline contract value	£250,583.88

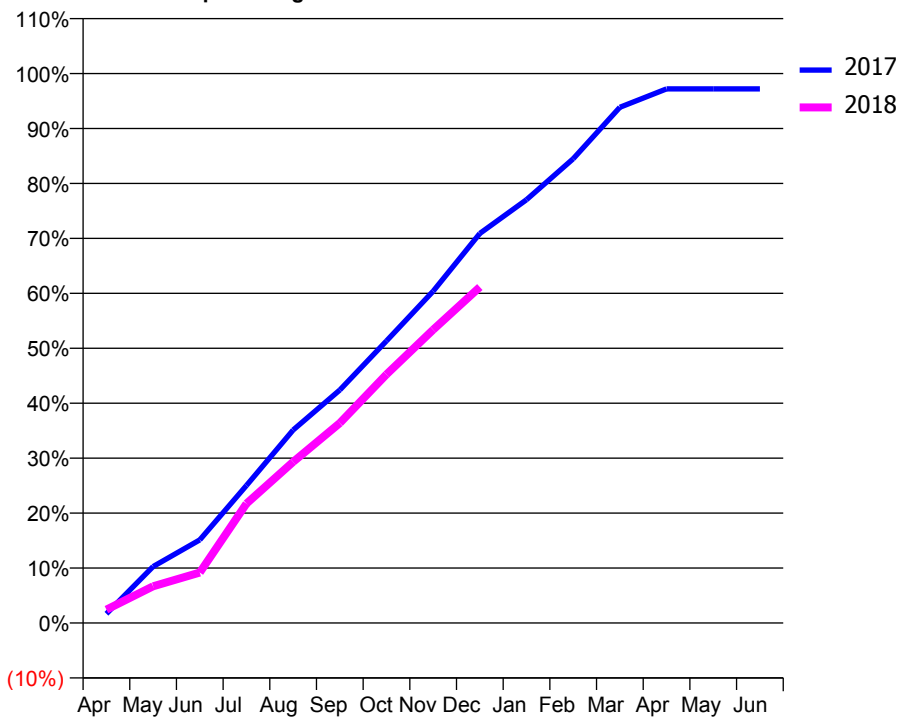
ACCESS*

Patients seen in 24 months	Total	Change since previous quarter
Quarter ending December 2016	3,165	
Quarter ending March 2017	3,135	→
Quarter ending June 2017	3,098	↓
Quarter ending September 2017	3,056	↓
Quarter ending December 2017	3,001	↓
Variance since December 2016	(5.2%)	↓



ACTIVITY

Cumulative percentage of contracted UDA delivered 2017 & 2018



Month	Adjusted Scheduled Activity (UDA)	
	2017	2018
April	155	223
May	943	614
June	1,387	842
July	2,295	1,993
August	3,221	2,689
September	3,888	3,335
October	4,707	4,147
November	5,537	4,894
December	6,499	5,605
January	7,063	
February	7,746	
March	8,605	
April	8,912	
May	8,912	
June	8,912	

QUALITY

	Quantity	Base Number	Contract	AT	Region	England
% of FP17s for the same patient ID Re-attending within 3 months - Children	24	434	5.5%	10.3%	11.8%	12.0%
% of FP17s for the same patient ID Re-attending within 3 months - Adults	328	2,231	14.7%	14.5%	15.3%	15.9%
% of FP17s for the same patient ID Re-attending between 3 & 9 months - Children	100	434	23.0%	55.9%	59.1%	58.0%
% of FP17s for the same patient ID Re-attending between 3 & 9 months - Adults	713	2,231	32.0%	49.0%	51.5%	50.5%
% of FP17s for Band 1 Urgent Courses	137	2,531	5.4%	8.5%	8.0%	9.0%
% of FP17s Relating to Free Repair or Replacements	52	2,531	2.1%	0.7%	0.8%	0.8%
% of FP17s Relating to Continuations	106	2,531	4.2%	0.9%	1.1%	1.1%
% of Patients satisfied with the dentistry they have received	3	3	N/A	91.4%	91.6%	91.5%
% of Patients satisfied with the time they had to wait for an appointment	3	3	N/A	89.1%	88.3%	87.9%

* This is based on patients treated on this contract for their most recent course of treatment. Figures in italics indicate the base number of FP17s or Patient Questionnaire responses are less than 100. N/A is shown where the base number of responses is less than 10 during the period. % is calculated as Quantity/Base number*100

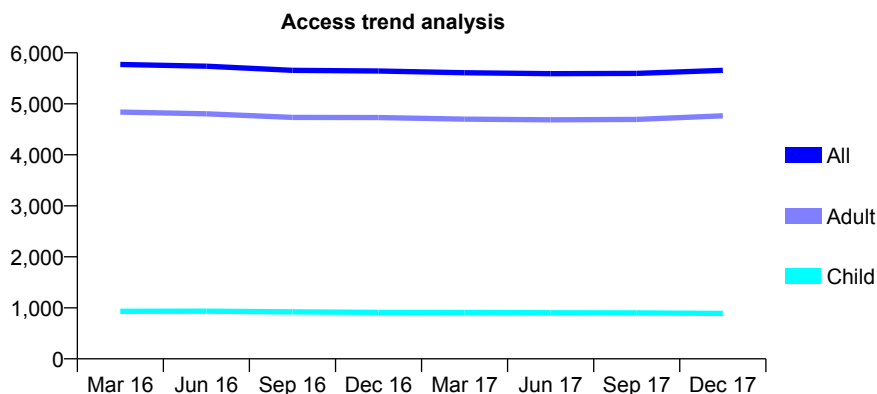
Q57 - Vital Signs At a Glance Contract Report for 117676/0001 - December 2017

Name or company name	The Loughton Dental Practice
Contract type name	GDS Contract
Purpose of contract	General
Contract start date	31/03/2013
Contract end date	

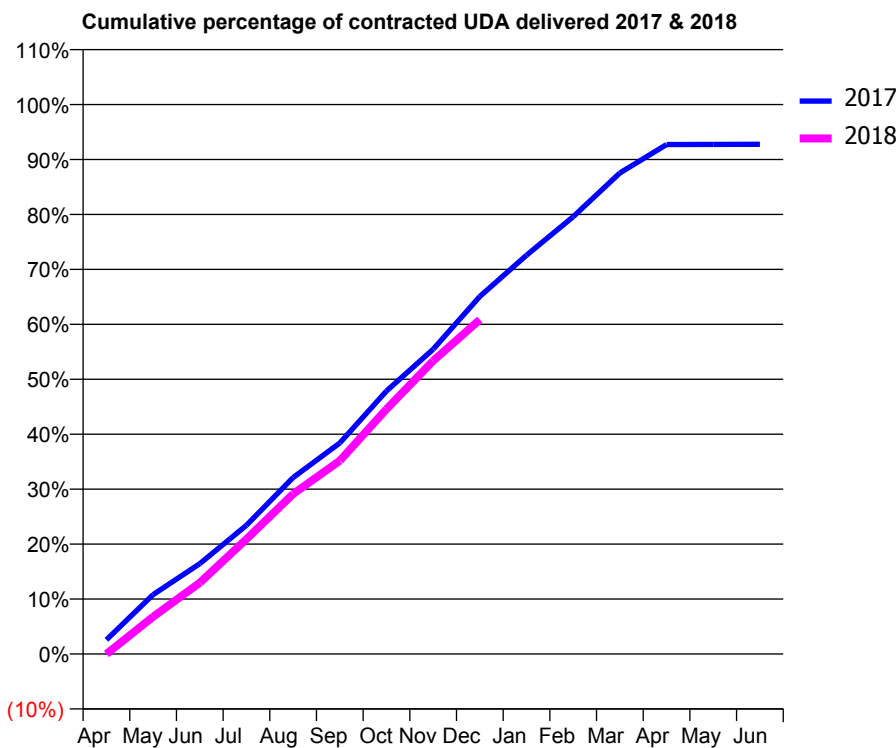
17/18 Contracted general activity (UDA)	16,827
Carry forward general activity (UDA)	0
17/18 Contracted orthodontic activity (UOA)	0
Carry forward orthodontic activity (UOA)	0
Baseline contract value	£421,525.91

ACCESS*

Patients seen in 24 months	Total	Change since previous quarter
Quarter ending December 2016	5,642	
Quarter ending March 2017	5,608	→
Quarter ending June 2017	5,590	→
Quarter ending September 2017	5,595	→
Quarter ending December 2017	5,655	→
Variance since December 2016	0.2%	→



ACTIVITY



Month	Adjusted Scheduled Activity (UDA)	
	2017	2018
April	435	0
May	1,818	1,142
June	2,765	2,182
July	3,943	3,520
August	5,406	4,901
September	6,461	5,919
October	8,053	7,498
November	9,333	8,978
December	10,949	10,241
January	12,211	
February	13,390	
March	14,731	
April	15,599	
May	15,606	
June	15,607	

QUALITY

	Quantity	Base Number	Contract	AT	Region	England
% of FP17s for the same patient ID Re-attending within 3 months - Children	36	1,010	3.6%	10.3%	11.8%	12.0%
% of FP17s for the same patient ID Re-attending within 3 months - Adults	569	5,309	10.7%	14.5%	15.3%	15.9%
% of FP17s for the same patient ID Re-attending between 3 & 9 months - Children	648	1,010	64.2%	55.9%	59.1%	58.0%
% of FP17s for the same patient ID Re-attending between 3 & 9 months - Adults	3,208	5,309	60.4%	49.0%	51.5%	50.5%
% of FP17s for Band 1 Urgent Courses	239	5,820	4.1%	8.5%	8.0%	9.0%
% of FP17s Relating to Free Repair or Replacements	17	5,820	0.3%	0.7%	0.8%	0.8%
% of FP17s Relating to Continuations	51	5,820	0.9%	0.9%	1.1%	1.1%
% of Patients satisfied with the dentistry they have received	12	14	85.7%	91.4%	91.6%	91.5%
% of Patients satisfied with the time they had to wait for an appointment	10	14	71.4%	89.1%	88.3%	87.9%

* This is based on patients treated on this contract for their most recent course of treatment. Figures in italics indicate the base number of FP17s or Patient Questionnaire responses are less than 100. N/A is shown where the base number of responses is less than 10 during the period. % is calculated as Quantity/Base number*100

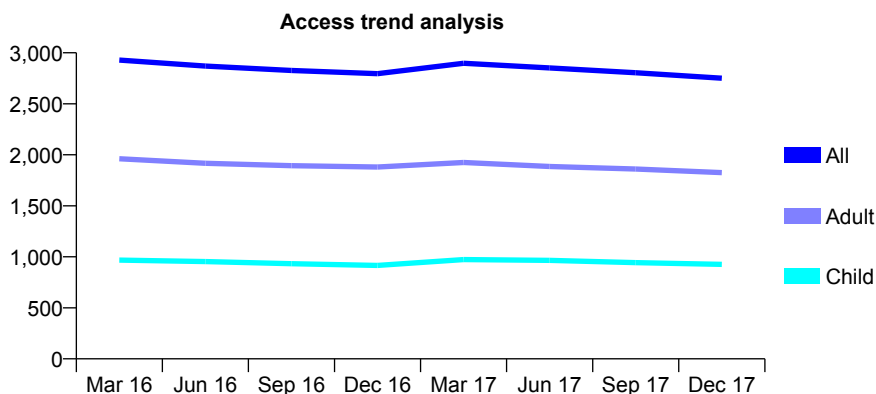
Q57 - Vital Signs At a Glance Contract Report for 118028/0001 - December 2017

Name or company name	Zen Clinic Limited
Contract type name	GDS Contract
Purpose of contract	General
Contract start date	08/06/2010
Contract end date	

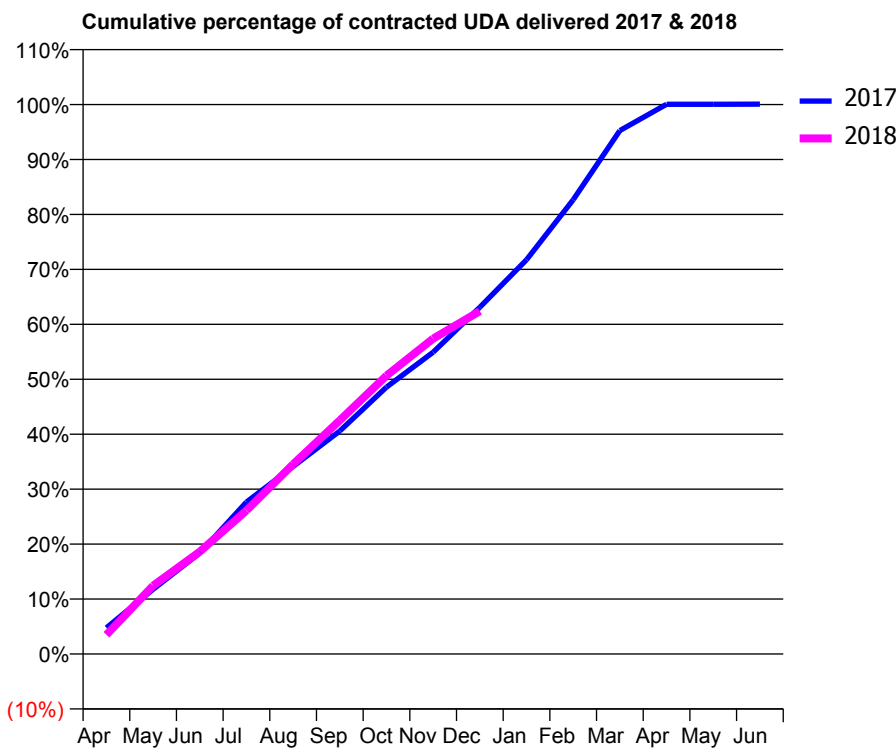
17/18 Contracted general activity (UDA)	8,248
Carry forward general activity (UDA)	-6
17/18 Contracted orthodontic activity (UOA)	0
Carry forward orthodontic activity (UOA)	0
Baseline contract value	£229,214.71

ACCESS*

Patients seen in 24 months	Total	Change since previous quarter
Quarter ending December 2016	2,796	
Quarter ending March 2017	2,898	↑
Quarter ending June 2017	2,851	↓
Quarter ending September 2017	2,804	↓
Quarter ending December 2017	2,751	↓
Variance since December 2016	(1.6%)	↓



ACTIVITY



Month	Adjusted Scheduled Activity (UDA)	
	2017	2018
April	394	288
May	972	1,025
June	1,517	1,536
July	2,282	2,154
August	2,814	2,849
September	3,347	3,508
October	4,006	4,178
November	4,531	4,734
December	5,204	5,146
January	5,918	
February	6,819	
March	7,856	
April	8,251	
May	8,251	
June	8,254	

QUALITY

	Quantity	Base Number	Contract	AT	Region	England
% of FP17s for the same patient ID Re-attending within 3 months - Children	49	1,077	4.5%	10.3%	11.8%	12.0%
% of FP17s for the same patient ID Re-attending within 3 months - Adults	193	1,986	9.7%	14.5%	15.3%	15.9%
% of FP17s for the same patient ID Re-attending between 3 & 9 months - Children	803	1,077	74.6%	55.9%	59.1%	58.0%
% of FP17s for the same patient ID Re-attending between 3 & 9 months - Adults	1,321	1,986	66.5%	49.0%	51.5%	50.5%
% of FP17s for Band 1 Urgent Courses	115	2,874	4.0%	8.5%	8.0%	9.0%
% of FP17s Relating to Free Repair or Replacements	12	2,874	0.4%	0.7%	0.8%	0.8%
% of FP17s Relating to Continuations	10	2,874	0.3%	0.9%	1.1%	1.1%
% of Patients satisfied with the dentistry they have received	2	2	N/A	91.4%	91.6%	91.5%
% of Patients satisfied with the time they had to wait for an appointment	2	2	N/A	89.1%	88.3%	87.9%

* This is based on patients treated on this contract for their most recent course of treatment. Figures in italics indicate the base number of FP17s or Patient Questionnaire responses are less than 100. N/A is shown where the base number of responses is less than 10 during the period. % is calculated as Quantity/Base number*100

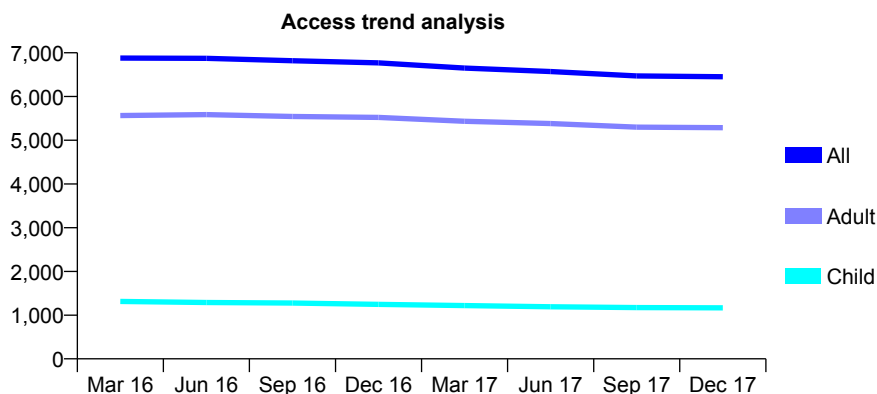
Q57 - Vital Signs At a Glance Contract Report for 119261/0001 - December 2017

Name or company name	Tiptree Dental Surgery
Contract type name	GDS Contract
Purpose of contract	General and Orthodontic
Contract start date	01/05/2014
Contract end date	

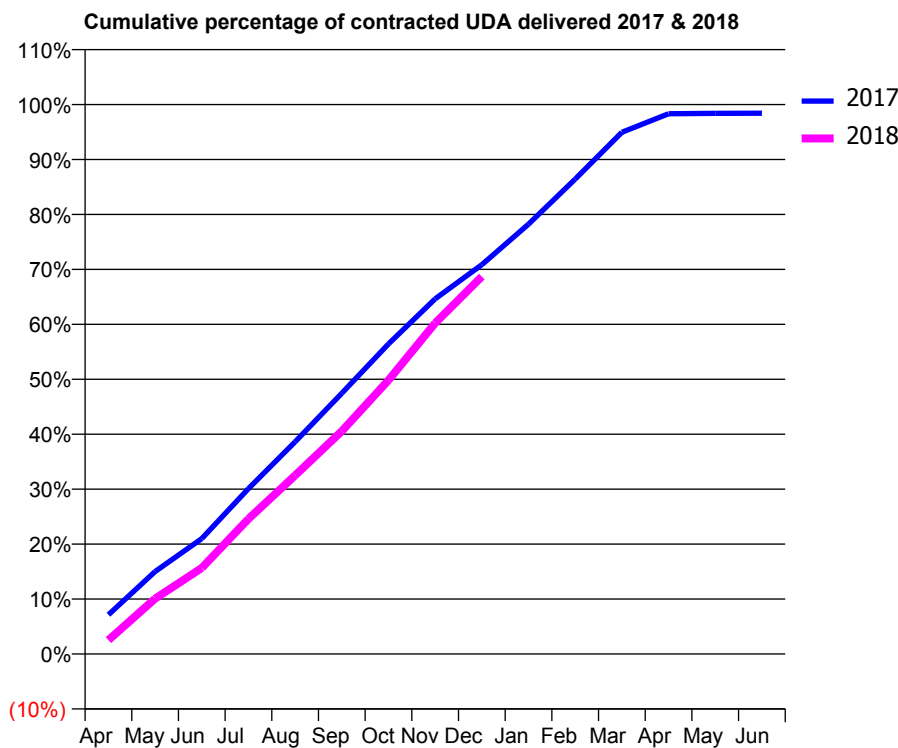
17/18 Contracted general activity (UDA)	17,496
Carry forward general activity (UDA)	279
17/18 Contracted orthodontic activity (UOA)	592
Carry forward orthodontic activity (UOA)	-10
Baseline contract value	£808,813.12

ACCESS*

Patients seen in 24 months	Total	Change since previous quarter
Quarter ending December 2016	6,769	
Quarter ending March 2017	6,651	↓
Quarter ending June 2017	6,572	↓
Quarter ending September 2017	6,472	↓
Quarter ending December 2017	6,453	→
Variance since December 2016	(4.7%)	↓



ACTIVITY



Month	Adjusted Scheduled Activity (UDA)	
	2017	2018
April	1,251	444
May	2,624	1,765
June	3,676	2,740
July	5,266	4,302
August	6,758	5,688
September	8,304	7,097
October	9,872	8,720
November	11,308	10,537
December	12,395	12,017
January	13,688	
February	15,120	
March	16,612	
April	17,203	
May	17,214	
June	17,217	

QUALITY

	Quantity	Base Number	Contract	AT	Region	England
% of FP17s for the same patient ID Re-attending within 3 months - Children	116	1,272	9.1%	10.3%	11.8%	12.0%
% of FP17s for the same patient ID Re-attending within 3 months - Adults	711	4,387	16.2%	14.5%	15.3%	15.9%
% of FP17s for the same patient ID Re-attending between 3 & 9 months - Children	734	1,272	57.7%	55.9%	59.1%	58.0%
% of FP17s for the same patient ID Re-attending between 3 & 9 months - Adults	1,192	4,387	27.2%	49.0%	51.5%	50.5%
% of FP17s for Band 1 Urgent Courses	591	5,420	10.9%	8.5%	8.0%	9.0%
% of FP17s Relating to Free Repair or Replacements	101	5,420	1.9%	0.7%	0.8%	0.8%
% of FP17s Relating to Continuations	45	5,420	0.8%	0.9%	1.1%	1.1%
% of Patients satisfied with the dentistry they have received	11	11	100.0%	91.4%	91.6%	91.5%
% of Patients satisfied with the time they had to wait for an appointment	8	11	72.7%	89.1%	88.3%	87.9%

* This is based on patients treated on this contract for their most recent course of treatment. Figures in italics indicate the base number of FP17s or Patient Questionnaire responses are less than 100. N/A is shown where the base number of responses is less than 10 during the period. % is calculated as Quantity/Base number*100

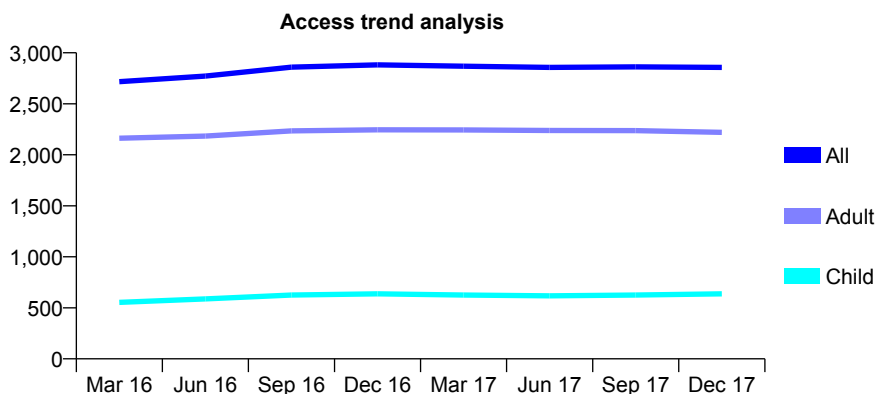
Q57 - Vital Signs At a Glance Contract Report for 119458/0001 - December 2017

Name or company name	Kafian and McNally
Contract type name	GDS Contract
Purpose of contract	General
Contract start date	01/04/2006
Contract end date	

17/18 Contracted general activity (UDA)	9,524
Carry forward general activity (UDA)	0
17/18 Contracted orthodontic activity (UOA)	0
Carry forward orthodontic activity (UOA)	0
Baseline contract value	£246,457.11

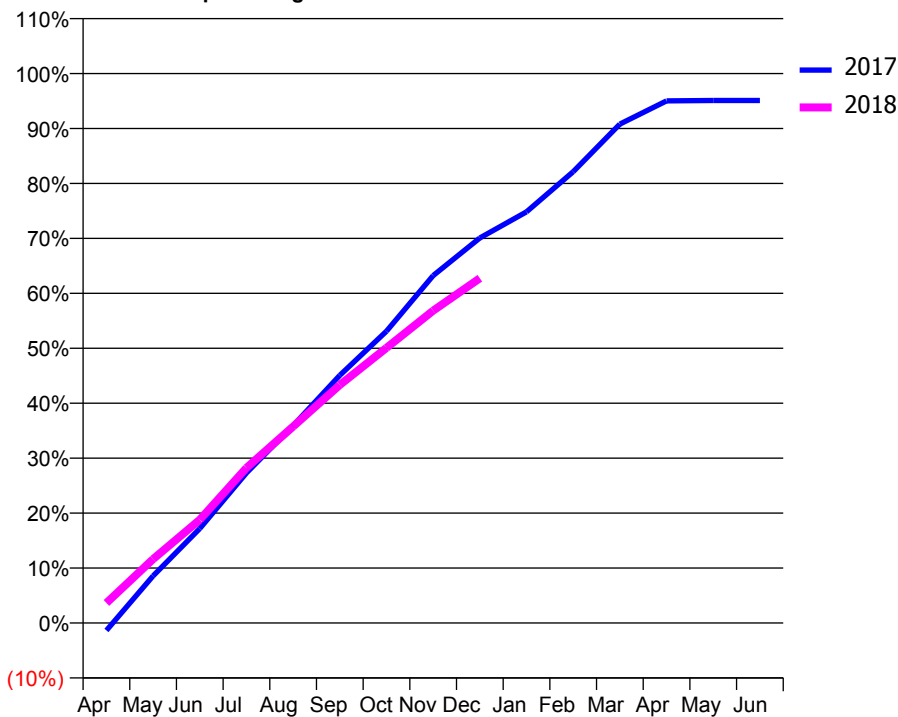
ACCESS*

Patients seen in 24 months	Total	Change since previous quarter
Quarter ending December 2016	2,882	
Quarter ending March 2017	2,869	→
Quarter ending June 2017	2,857	→
Quarter ending September 2017	2,862	→
Quarter ending December 2017	2,857	→
Variance since December 2016	(0.9%)	→



ACTIVITY

Cumulative percentage of contracted UDA delivered 2017 & 2018



Month	Adjusted Scheduled Activity (UDA)	
	2017	2018
April	-131	347
May	818	1,109
June	1,638	1,790
July	2,601	2,689
August	3,422	3,406
September	4,292	4,127
October	5,058	4,770
November	6,021	5,413
December	6,673	5,975
January	7,126	
February	7,821	
March	8,648	
April	9,049	
May	9,057	
June	9,057	

QUALITY

	Quantity	Base Number	Contract	AT	Region	England
% of FP17s for the same patient ID Re-attending within 3 months - Children	24	568	4.2%	10.3%	11.8%	12.0%
% of FP17s for the same patient ID Re-attending within 3 months - Adults	285	2,057	13.9%	14.5%	15.3%	15.9%
% of FP17s for the same patient ID Re-attending between 3 & 9 months - Children	277	568	48.8%	55.9%	59.1%	58.0%
% of FP17s for the same patient ID Re-attending between 3 & 9 months - Adults	1,009	2,057	49.1%	49.0%	51.5%	50.5%
% of FP17s for Band 1 Urgent Courses	244	2,481	9.8%	8.5%	8.0%	9.0%
% of FP17s Relating to Free Repair or Replacements	36	2,481	1.5%	0.7%	0.8%	0.8%
% of FP17s Relating to Continuations	34	2,481	1.4%	0.9%	1.1%	1.1%
% of Patients satisfied with the dentistry they have received	2	2	N/A	91.4%	91.6%	91.5%
% of Patients satisfied with the time they had to wait for an appointment	2	2	N/A	89.1%	88.3%	87.9%

* This is based on patients treated on this contract for their most recent course of treatment. Figures in italics indicate the base number of FP17s or Patient Questionnaire responses are less than 100. N/A is shown where the base number of responses is less than 10 during the period. % is calculated as Quantity/Base number*100

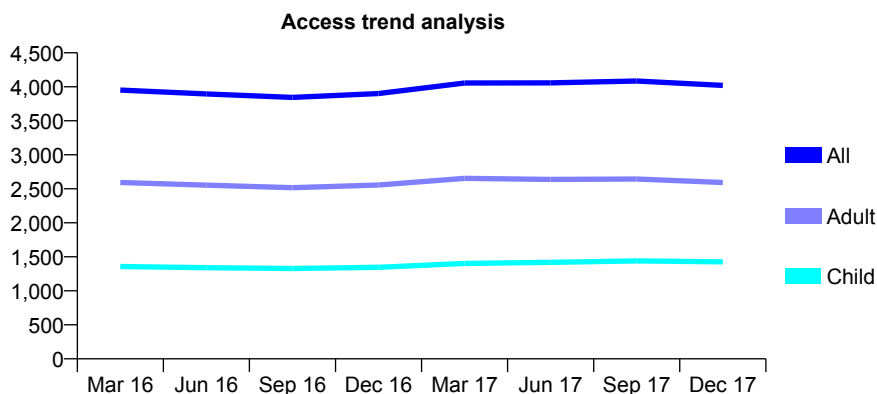
Q57 - Vital Signs At a Glance Contract Report for 121029/0001 - December 2017

Name or company name	Charybdis & Scylla Ltd
Contract type name	GDS Contract
Purpose of contract	General
Contract start date	17/04/2007
Contract end date	

17/18 Contracted general activity (UDA)	9,584
Carry forward general activity (UDA)	59
17/18 Contracted orthodontic activity (UOA)	0
Carry forward orthodontic activity (UOA)	0
Baseline contract value	£292,189.30

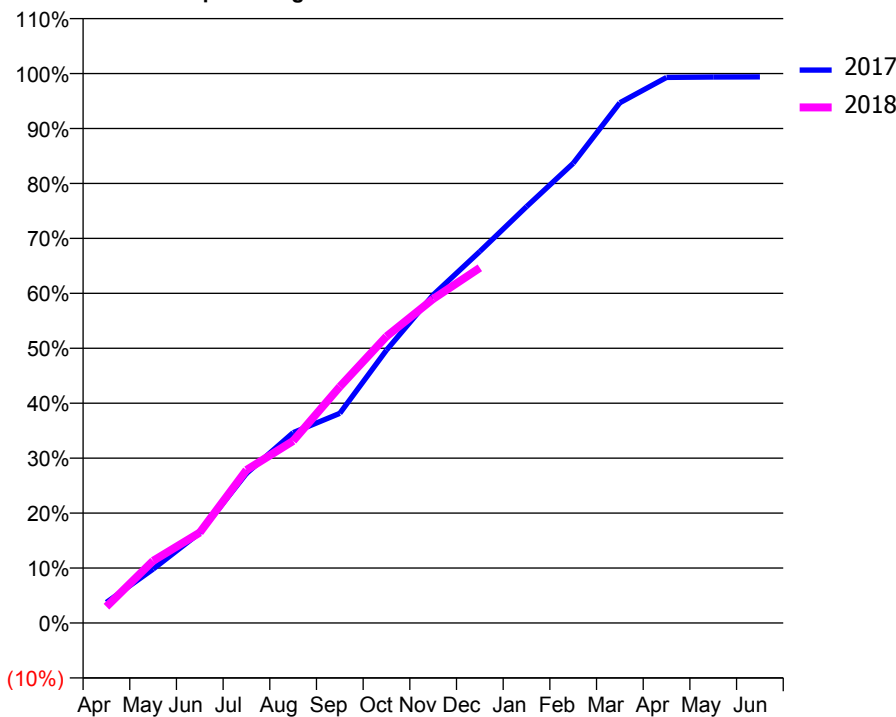
ACCESS*

Patients seen in 24 months	Total	Change since previous quarter
Quarter ending December 2016	3,901	
Quarter ending March 2017	4,056	↑
Quarter ending June 2017	4,057	→
Quarter ending September 2017	4,086	→
Quarter ending December 2017	4,020	↓
Variance since December 2016	3.1%	↑



ACTIVITY

Cumulative percentage of contracted UDA delivered 2017 & 2018



Month	Adjusted Scheduled Activity (UDA)	
	2017	2018
April	359	284
May	940	1,085
June	1,574	1,578
July	2,608	2,668
August	3,320	3,177
September	3,657	4,122
October	4,759	4,999
November	5,724	5,654
December	6,480	6,195
January	7,262	
February	8,018	
March	9,074	
April	9,516	
May	9,522	
June	9,525	

QUALITY

	Quantity	Base Number	Contract	AT	Region	England
% of FP17s for the same patient ID Re-attending within 3 months - Children	39	1,142	3.4%	10.3%	11.8%	12.0%
% of FP17s for the same patient ID Re-attending within 3 months - Adults	249	2,117	11.8%	14.5%	15.3%	15.9%
% of FP17s for the same patient ID Re-attending between 3 & 9 months - Children	467	1,142	40.9%	55.9%	59.1%	58.0%
% of FP17s for the same patient ID Re-attending between 3 & 9 months - Adults	922	2,117	43.6%	49.0%	51.5%	50.5%
% of FP17s for Band 1 Urgent Courses	304	3,042	10.0%	8.5%	8.0%	9.0%
% of FP17s Relating to Free Repair or Replacements	16	3,042	0.5%	0.7%	0.8%	0.8%
% of FP17s Relating to Continuations	9	3,042	0.3%	0.9%	1.1%	1.1%
% of Patients satisfied with the dentistry they have received	3	3	N/A	91.4%	91.6%	91.5%
% of Patients satisfied with the time they had to wait for an appointment	3	3	N/A	89.1%	88.3%	87.9%

* This is based on patients treated on this contract for their most recent course of treatment. Figures in italics indicate the base number of FP17s or Patient Questionnaire responses are less than 100. N/A is shown where the base number of responses is less than 10 during the period. % is calculated as Quantity/Base number*100

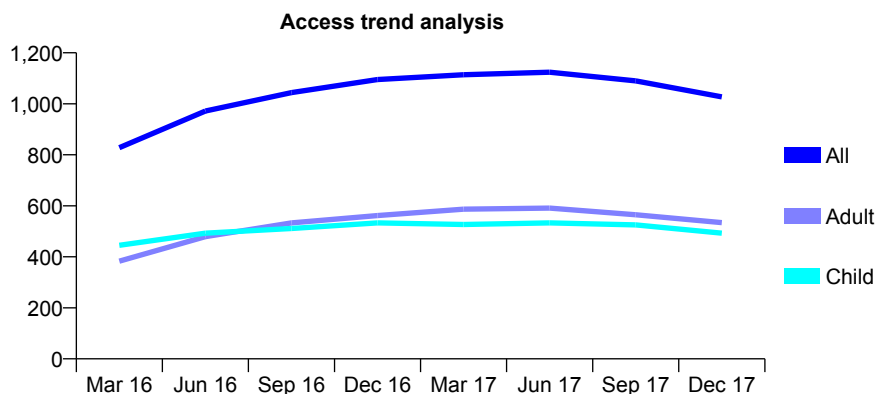
Q57 - Vital Signs At a Glance Contract Report for 121614/0001 - December 2017

Name or company name	Billericay Dental Studio
Contract type name	GDS Contract
Purpose of contract	General
Contract start date	01/06/2015
Contract end date	

17/18 Contracted general activity (UDA)	2,876
Carry forward general activity (UDA)	-58
17/18 Contracted orthodontic activity (UOA)	0
Carry forward orthodontic activity (UOA)	0
Baseline contract value	£70,339.42

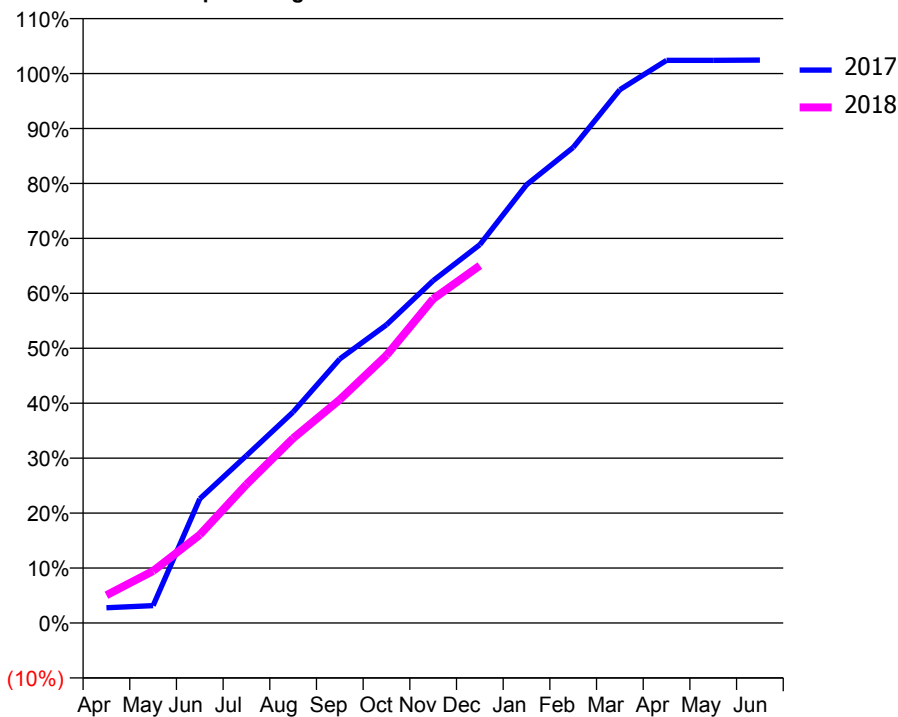
ACCESS*

Patients seen in 24 months	Total	Change since previous quarter
Quarter ending December 2016	1,095	
Quarter ending March 2017	1,114	→
Quarter ending June 2017	1,124	→
Quarter ending September 2017	1,090	↓
Quarter ending December 2017	1,027	↓
Variance since December 2016	(6.2%)	↓



ACTIVITY

Cumulative percentage of contracted UDA delivered 2017 & 2018



Month	Adjusted Scheduled Activity (UDA)	
	2017	2018
April	80	146
May	91	272
June	650	462
July	876	725
August	1,105	967
September	1,382	1,169
October	1,561	1,401
November	1,792	1,696
December	1,981	1,871
January	2,294	
February	2,489	
March	2,791	
April	2,945	
May	2,945	
June	2,946	

QUALITY

	Quantity	Base Number	Contract	AT	Region	England
% of FP17s for the same patient ID Re-attending within 3 months - Children	23	533	4.3%	10.3%	11.8%	12.0%
% of FP17s for the same patient ID Re-attending within 3 months - Adults	54	473	11.4%	14.5%	15.3%	15.9%
% of FP17s for the same patient ID Re-attending between 3 & 9 months - Children	317	533	59.5%	55.9%	59.1%	58.0%
% of FP17s for the same patient ID Re-attending between 3 & 9 months - Adults	263	473	55.6%	49.0%	51.5%	50.5%
% of FP17s for Band 1 Urgent Courses	53	949	5.6%	8.5%	8.0%	9.0%
% of FP17s Relating to Free Repair or Replacements	2	949	0.2%	0.7%	0.8%	0.8%
% of FP17s Relating to Continuations	6	949	0.6%	0.9%	1.1%	1.1%
% of Patients satisfied with the dentistry they have received	2	2	N/A	91.4%	91.6%	91.5%
% of Patients satisfied with the time they had to wait for an appointment	2	2	N/A	89.1%	88.3%	87.9%

* This is based on patients treated on this contract for their most recent course of treatment. Figures in italics indicate the base number of FP17s or Patient Questionnaire responses are less than 100. N/A is shown where the base number of responses is less than 10 during the period. % is calculated as Quantity/Base number*100

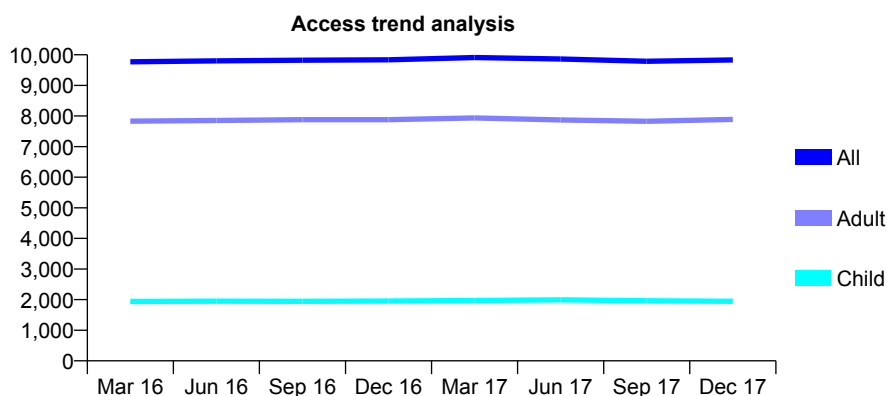
Q57 - Vital Signs At a Glance Contract Report for 124958/0001 - December 2017

Name or company name	Westcliff Dental Practice Ltd
Contract type name	GDS Contract
Purpose of contract	General
Contract start date	01/02/2013
Contract end date	

17/18 Contracted general activity (UDA)	30,788
Carry forward general activity (UDA)	454
17/18 Contracted orthodontic activity (UOA)	0
Carry forward orthodontic activity (UOA)	0
Baseline contract value	£698,110.95

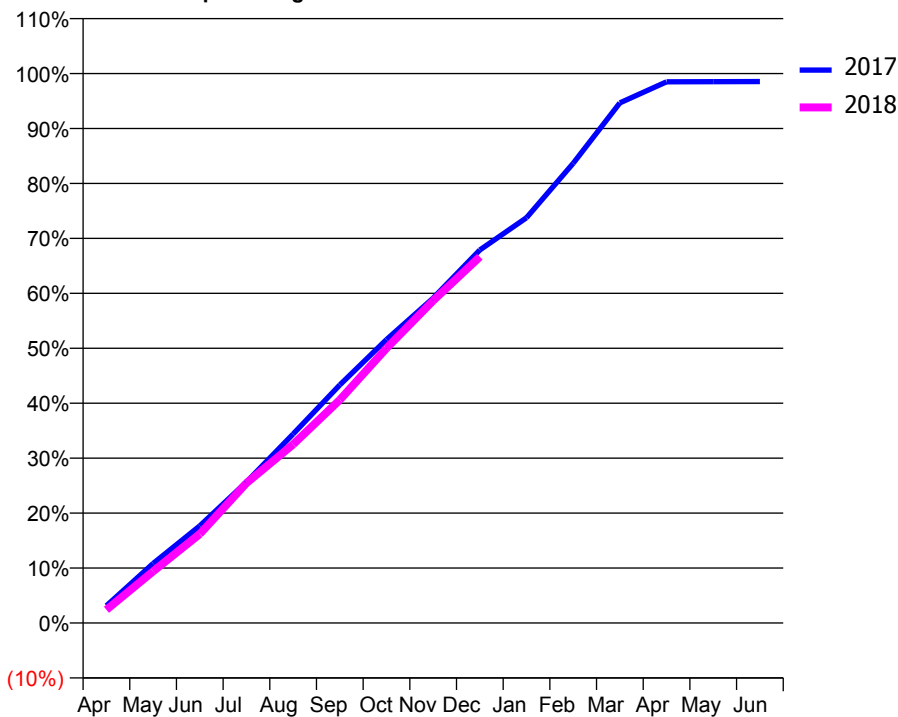
ACCESS*

Patients seen in 24 months	Total	Change since previous quarter
Quarter ending December 2016	9,836	
Quarter ending March 2017	9,909	→
Quarter ending June 2017	9,864	→
Quarter ending September 2017	9,787	→
Quarter ending December 2017	9,833	→
Variance since December 2016	(0.0%)	→



ACTIVITY

Cumulative percentage of contracted UDA delivered 2017 & 2018



Month	Adjusted Scheduled Activity (UDA)	
	2017	2018
April	964	742
May	3,339	2,893
June	5,443	4,989
July	7,901	7,839
August	10,587	10,005
September	13,340	12,504
October	15,881	15,395
November	18,207	18,061
December	20,898	20,520
January	22,706	
February	25,757	
March	29,142	
April	30,323	
May	30,332	
June	30,334	

QUALITY

	Quantity	Base Number	Contract	AT	Region	England
% of FP17s for the same patient ID Re-attending within 3 months - Children	189	1,983	9.5%	10.3%	11.8%	12.0%
% of FP17s for the same patient ID Re-attending within 3 months - Adults	1,172	7,676	15.3%	14.5%	15.3%	15.9%
% of FP17s for the same patient ID Re-attending between 3 & 9 months - Children	1,061	1,983	53.5%	55.9%	59.1%	58.0%
% of FP17s for the same patient ID Re-attending between 3 & 9 months - Adults	3,893	7,676	50.7%	49.0%	51.5%	50.5%
% of FP17s for Band 1 Urgent Courses	766	9,157	8.4%	8.5%	8.0%	9.0%
% of FP17s Relating to Free Repair or Replacements	96	9,157	1.0%	0.7%	0.8%	0.8%
% of FP17s Relating to Continuations	99	9,157	1.1%	0.9%	1.1%	1.1%
% of Patients satisfied with the dentistry they have received	7	7	N/A	91.4%	91.6%	91.5%
% of Patients satisfied with the time they had to wait for an appointment	7	7	N/A	89.1%	88.3%	87.9%

* This is based on patients treated on this contract for their most recent course of treatment. Figures in italics indicate the base number of FP17s or Patient Questionnaire responses are less than 100. N/A is shown where the base number of responses is less than 10 during the period. % is calculated as Quantity/Base number*100

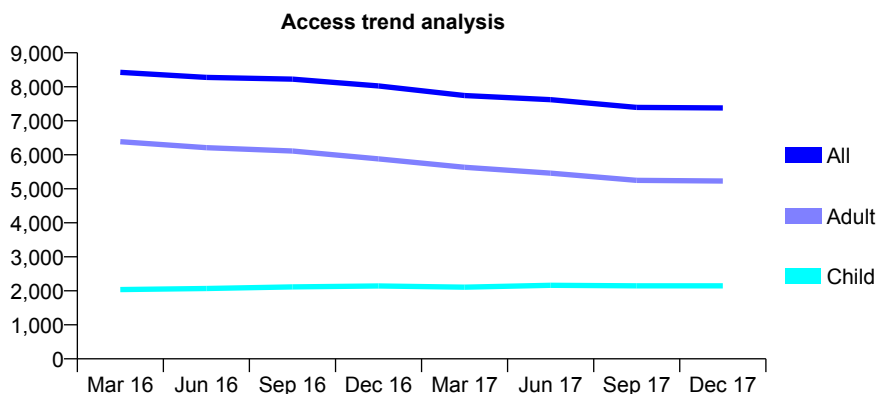
Q57 - Vital Signs At a Glance Contract Report for 125911/0001 - December 2017

Name or company name	Prettygate Dental Practice Limited
Contract type name	GDS Contract
Purpose of contract	General
Contract start date	01/07/2013
Contract end date	

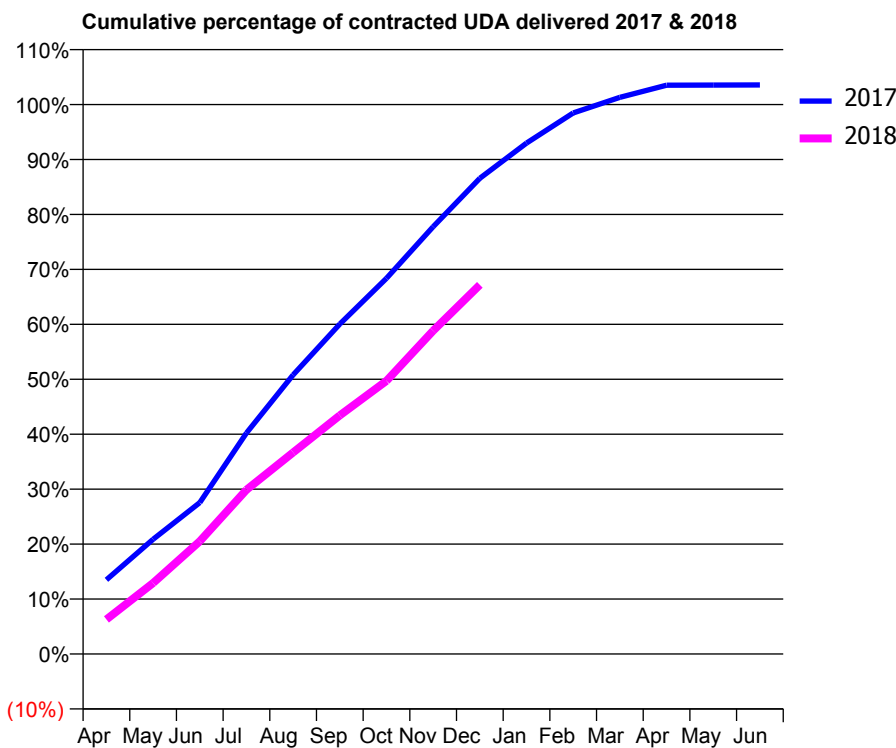
17/18 Contracted general activity (UDA)	20,299
Carry forward general activity (UDA)	-406
17/18 Contracted orthodontic activity (UOA)	0
Carry forward orthodontic activity (UOA)	0
Baseline contract value	£491,522.63

ACCESS*

Patients seen in 24 months	Total	Change since previous quarter
Quarter ending December 2016	8,027	
Quarter ending March 2017	7,744	↓
Quarter ending June 2017	7,623	↓
Quarter ending September 2017	7,395	↓
Quarter ending December 2017	7,377	→
Variance since December 2016	(8.1%)	↓



ACTIVITY



Month	Adjusted Scheduled Activity (UDA)	
	2017	2018
April	2,742	1,280
May	4,239	2,625
June	5,594	4,167
July	8,167	6,066
August	10,310	7,444
September	12,191	8,814
October	13,878	10,089
November	15,783	11,943
December	17,574	13,637
January	18,874	
February	19,985	
March	20,565	
April	21,014	
May	21,018	
June	21,020	

QUALITY

	Quantity	Base Number	Contract	AT	Region	England
% of FP17s for the same patient ID Re-attending within 3 months - Children	238	2,481	9.6%	10.3%	11.8%	12.0%
% of FP17s for the same patient ID Re-attending within 3 months - Adults	697	5,148	13.5%	14.5%	15.3%	15.9%
% of FP17s for the same patient ID Re-attending between 3 & 9 months - Children	1,256	2,481	50.6%	55.9%	59.1%	58.0%
% of FP17s for the same patient ID Re-attending between 3 & 9 months - Adults	1,948	5,148	37.8%	49.0%	51.5%	50.5%
% of FP17s for Band 1 Urgent Courses	558	7,457	7.5%	8.5%	8.0%	9.0%
% of FP17s Relating to Free Repair or Replacements	41	7,457	0.5%	0.7%	0.8%	0.8%
% of FP17s Relating to Continuations	52	7,457	0.7%	0.9%	1.1%	1.1%
% of Patients satisfied with the dentistry they have received	15	16	93.8%	91.4%	91.6%	91.5%
% of Patients satisfied with the time they had to wait for an appointment	13	16	81.3%	89.1%	88.3%	87.9%

* This is based on patients treated on this contract for their most recent course of treatment. Figures in italics indicate the base number of FP17s or Patient Questionnaire responses are less than 100. N/A is shown where the base number of responses is less than 10 during the period. % is calculated as Quantity/Base number*100

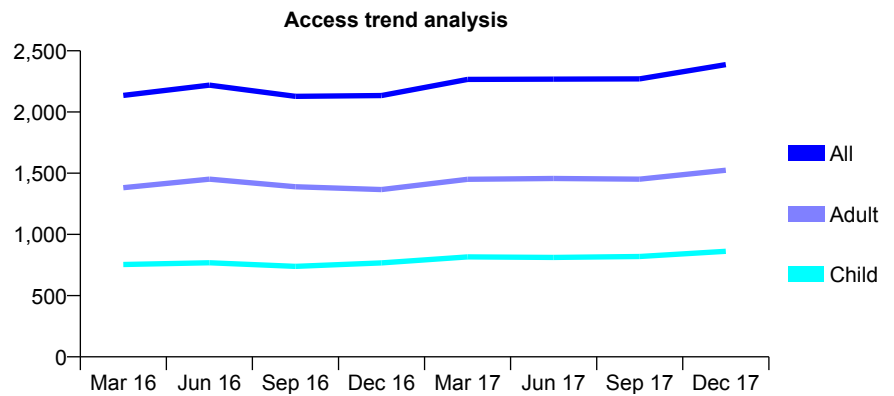
Q57 - Vital Signs At a Glance Contract Report for 125911/0002 - December 2017

Name or company name	Prettygate Dental Practice Limited
Contract type name	GDS Contract
Purpose of contract	General
Contract start date	01/04/2013
Contract end date	

17/18 Contracted general activity (UDA)	4,867
Carry forward general activity (UDA)	-50
17/18 Contracted orthodontic activity (UOA)	0
Carry forward orthodontic activity (UOA)	0
Baseline contract value	£115,531.98

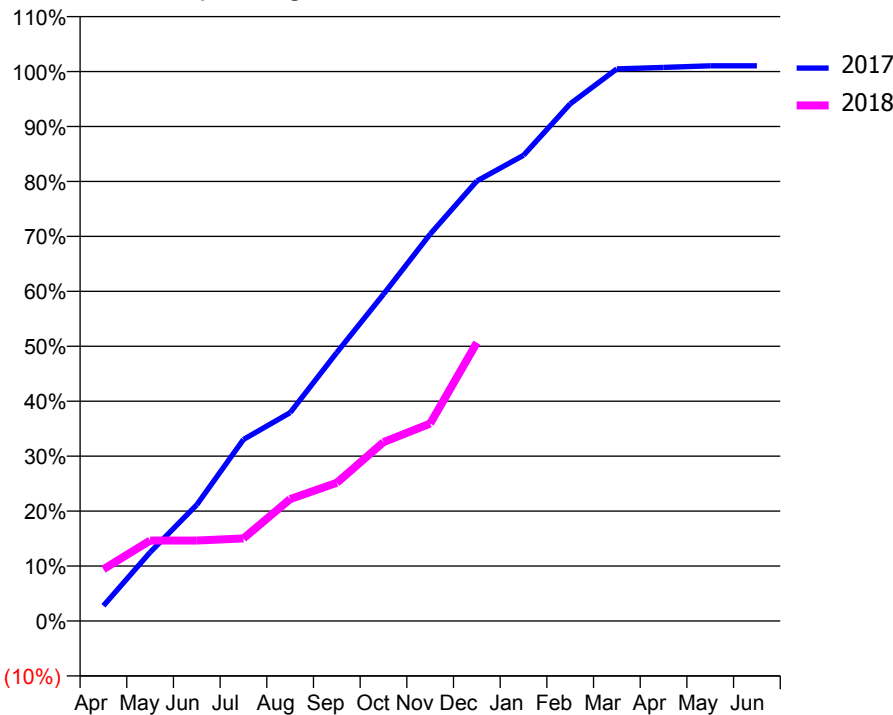
ACCESS*

Patients seen in 24 months	Total	Change since previous quarter
Quarter ending December 2016	2,134	
Quarter ending March 2017	2,266	↑
Quarter ending June 2017	2,269	→
Quarter ending September 2017	2,271	→
Quarter ending December 2017	2,387	↑
Variance since December 2016	11.9%	↑



ACTIVITY

Cumulative percentage of contracted UDA delivered 2017 & 2018



Month	Adjusted Scheduled Activity (UDA)	
	2017	2018
April	136	459
May	609	713
June	1,029	713
July	1,608	732
August	1,846	1,080
September	2,379	1,224
October	2,894	1,584
November	3,427	1,749
December	3,897	2,466
January	4,125	
February	4,581	
March	4,890	
April	4,903	
May	4,917	
June	4,917	

QUALITY

	Quantity	Base Number	Contract	AT	Region	England
% of FP17s for the same patient ID Re-attending within 3 months - Children	27	531	5.1%	10.3%	11.8%	12.0%
% of FP17s for the same patient ID Re-attending within 3 months - Adults	110	870	12.6%	14.5%	15.3%	15.9%
% of FP17s for the same patient ID Re-attending between 3 & 9 months - Children	162	531	30.5%	55.9%	59.1%	58.0%
% of FP17s for the same patient ID Re-attending between 3 & 9 months - Adults	249	870	28.6%	49.0%	51.5%	50.5%
% of FP17s for Band 1 Urgent Courses	94	1,383	6.8%	8.5%	8.0%	9.0%
% of FP17s Relating to Free Repair or Replacements	14	1,383	1.0%	0.7%	0.8%	0.8%
% of FP17s Relating to Continuations	9	1,383	0.7%	0.9%	1.1%	1.1%
% of Patients satisfied with the dentistry they have received	0	0	N/A	91.4%	91.6%	91.5%
% of Patients satisfied with the time they had to wait for an appointment	0	0	N/A	89.1%	88.3%	87.9%

* This is based on patients treated on this contract for their most recent course of treatment. Figures in italics indicate the base number of FP17s or Patient Questionnaire responses are less than 100. N/A is shown where the base number of responses is less than 10 during the period. % is calculated as Quantity/Base number*100

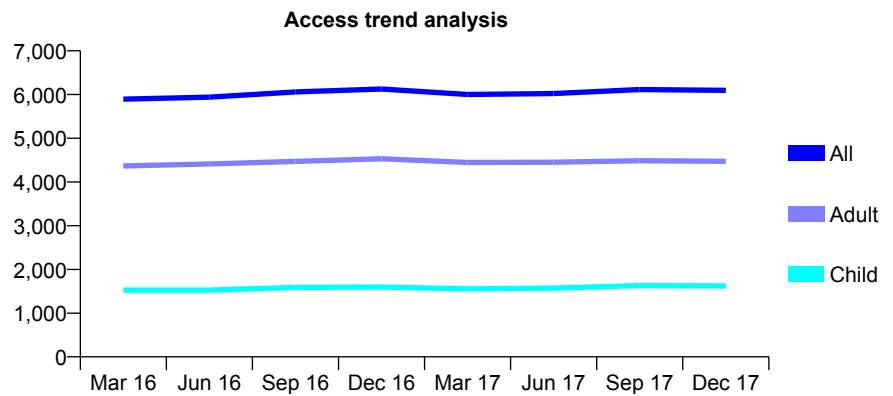
Q57 - Vital Signs At a Glance Contract Report for 127396/0001 - December 2017

Name or company name	Smile Dental Clinic
Contract type name	GDS Contract
Purpose of contract	General
Contract start date	01/08/2013
Contract end date	

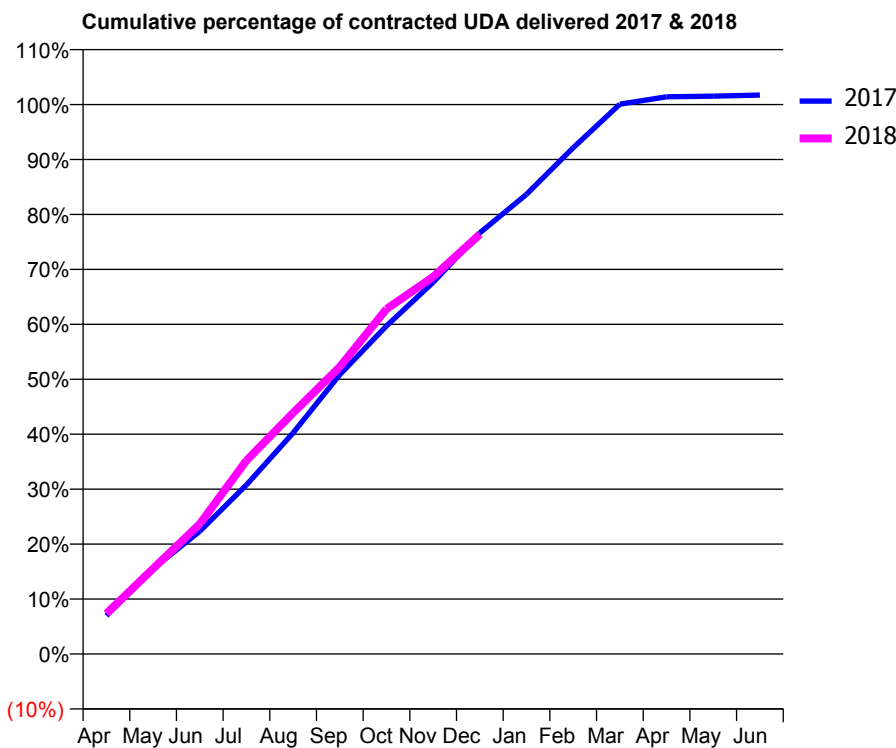
17/18 Contracted general activity (UDA)	16,000
Carry forward general activity (UDA)	-273
17/18 Contracted orthodontic activity (UOA)	0
Carry forward orthodontic activity (UOA)	0
Baseline contract value	£434,416.06

ACCESS*

Patients seen in 24 months	Total	Change since previous quarter
Quarter ending December 2016	6,126	
Quarter ending March 2017	6,000	↓
Quarter ending June 2017	6,023	→
Quarter ending September 2017	6,115	→
Quarter ending December 2017	6,096	→
Variance since December 2016	(0.5%)	→



ACTIVITY



Month	Adjusted Scheduled Activity (UDA)	
	2017	2018
April	1,115	1,180
May	2,488	2,485
June	3,572	3,789
July	4,927	5,638
August	6,438	7,021
September	8,136	8,360
October	9,554	10,045
November	10,821	10,982
December	12,262	12,222
January	13,386	
February	14,742	
March	16,009	
April	16,225	
May	16,242	
June	16,273	

QUALITY

	Quantity	Base Number	Contract	AT	Region	England
% of FP17s for the same patient ID Re-attending within 3 months - Children	33	1,196	2.8%	10.3%	11.8%	12.0%
% of FP17s for the same patient ID Re-attending within 3 months - Adults	214	2,992	7.2%	14.5%	15.3%	15.9%
% of FP17s for the same patient ID Re-attending between 3 & 9 months - Children	399	1,196	33.4%	55.9%	59.1%	58.0%
% of FP17s for the same patient ID Re-attending between 3 & 9 months - Adults	950	2,992	31.8%	49.0%	51.5%	50.5%
% of FP17s for Band 1 Urgent Courses	176	3,819	4.6%	8.5%	8.0%	9.0%
% of FP17s Relating to Free Repair or Replacements	26	3,819	0.7%	0.7%	0.8%	0.8%
% of FP17s Relating to Continuations	13	3,819	0.3%	0.9%	1.1%	1.1%
% of Patients satisfied with the dentistry they have received	3	7	N/A	91.4%	91.6%	91.5%
% of Patients satisfied with the time they had to wait for an appointment	6	7	N/A	89.1%	88.3%	87.9%

* This is based on patients treated on this contract for their most recent course of treatment. Figures in italics indicate the base number of FP17s or Patient Questionnaire responses are less than 100. N/A is shown where the base number of responses is less than 10 during the period. % is calculated as Quantity/Base number*100

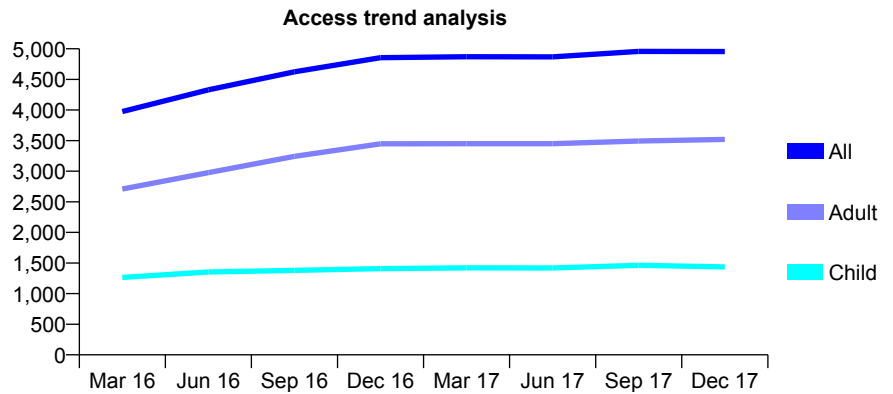
Q57 - Vital Signs At a Glance Contract Report for 128937/0001 - December 2017

Name or company name	Mr. N.R Chappell and Mr A.W Smith
Contract type name	GDS Contract
Purpose of contract	General
Contract start date	01/01/2015
Contract end date	

17/18 Contracted general activity (UDA)	14,033
Carry forward general activity (UDA)	3
17/18 Contracted orthodontic activity (UOA)	0
Carry forward orthodontic activity (UOA)	0
Baseline contract value	£342,627.11

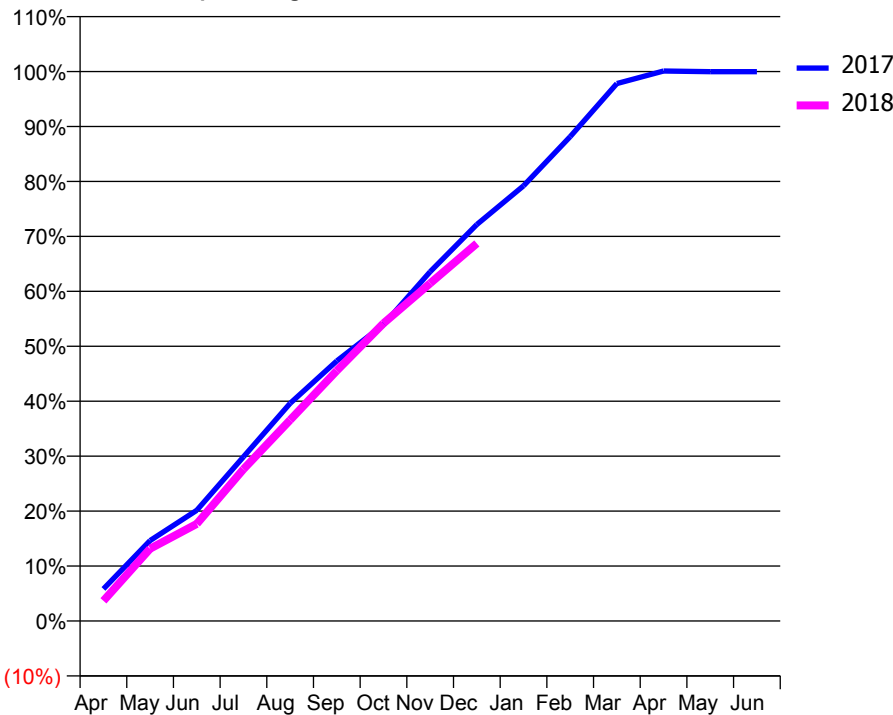
ACCESS*

Patients seen in 24 months	Total	Change since previous quarter
Quarter ending December 2016	4,856	
Quarter ending March 2017	4,871	→
Quarter ending June 2017	4,869	→
Quarter ending September 2017	4,957	→
Quarter ending December 2017	4,956	→
Variance since December 2016	2.1%	↑



ACTIVITY

Cumulative percentage of contracted UDA delivered 2017 & 2018



Month	Adjusted Scheduled Activity (UDA)	
	2017	2018
April	818	515
May	2,055	1,846
June	2,829	2,480
July	4,193	3,877
August	5,559	5,132
September	6,642	6,394
October	7,569	7,603
November	8,920	8,624
December	10,126	9,641
January	11,113	
February	12,368	
March	13,726	
April	14,047	
May	14,030	
June	14,030	

QUALITY

	Quantity	Base Number	Contract	AT	Region	England
% of FP17s for the same patient ID Re-attending within 3 months - Children	73	1,390	5.3%	10.3%	11.8%	12.0%
% of FP17s for the same patient ID Re-attending within 3 months - Adults	313	3,023	10.4%	14.5%	15.3%	15.9%
% of FP17s for the same patient ID Re-attending between 3 & 9 months - Children	819	1,390	58.9%	55.9%	59.1%	58.0%
% of FP17s for the same patient ID Re-attending between 3 & 9 months - Adults	1,586	3,023	52.5%	49.0%	51.5%	50.5%
% of FP17s for Band 1 Urgent Courses	166	4,283	3.9%	8.5%	8.0%	9.0%
% of FP17s Relating to Free Repair or Replacements	16	4,283	0.4%	0.7%	0.8%	0.8%
% of FP17s Relating to Continuations	7	4,283	0.2%	0.9%	1.1%	1.1%
% of Patients satisfied with the dentistry they have received	7	7	N/A	91.4%	91.6%	91.5%
% of Patients satisfied with the time they had to wait for an appointment	7	7	N/A	89.1%	88.3%	87.9%

* This is based on patients treated on this contract for their most recent course of treatment. Figures in italics indicate the base number of FP17s or Patient Questionnaire responses are less than 100. N/A is shown where the base number of responses is less than 10 during the period. % is calculated as Quantity/Base number*100

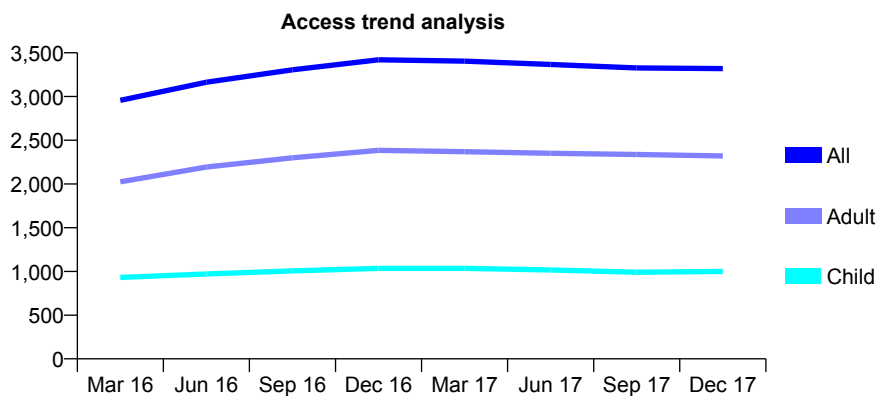
Q57 - Vital Signs At a Glance Contract Report for 129291/0001 - December 2017

Name or company name	The Essex Dental Clinic
Contract type name	GDS Contract
Purpose of contract	General
Contract start date	01/12/2014
Contract end date	

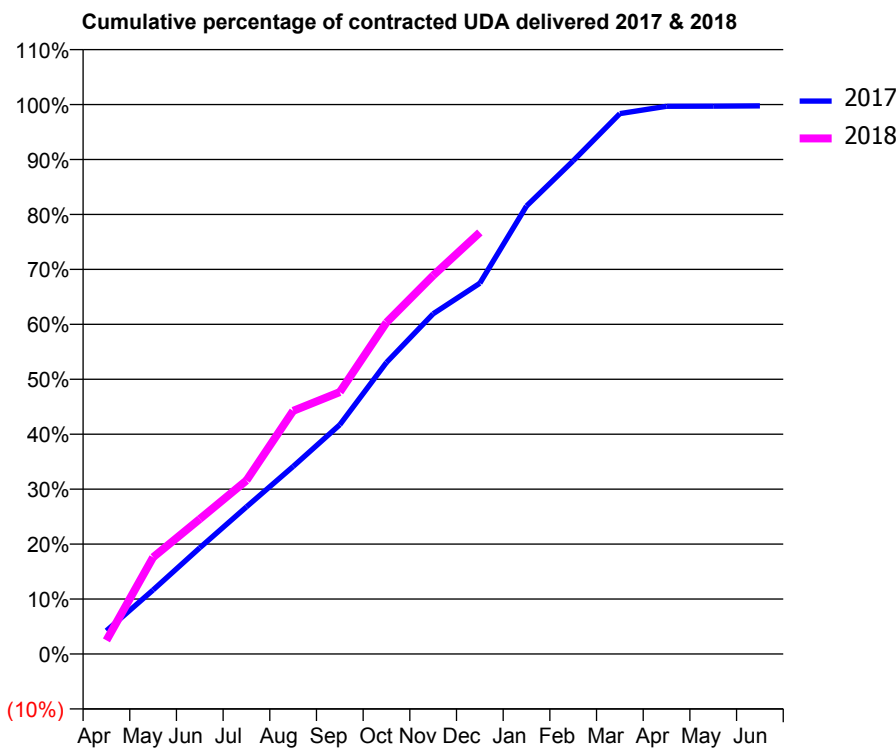
17/18 Contracted general activity (UDA)	8,750
Carry forward general activity (UDA)	23
17/18 Contracted orthodontic activity (UOA)	0
Carry forward orthodontic activity (UOA)	0
Baseline contract value	£192,106.21

ACCESS*

Patients seen in 24 months	Total	Change since previous quarter
Quarter ending December 2016	3,420	
Quarter ending March 2017	3,404	→
Quarter ending June 2017	3,367	↓
Quarter ending September 2017	3,327	↓
Quarter ending December 2017	3,319	→
Variance since December 2016	(3.0%)	↓



ACTIVITY



Month	Adjusted Scheduled Activity (UDA)	
	2017	2018
April	371	217
May	1,020	1,540
June	1,692	2,151
July	2,343	2,765
August	2,987	3,872
September	3,652	4,170
October	4,643	5,280
November	5,418	6,028
December	5,904	6,713
January	7,133	
February	7,852	
March	8,605	
April	8,721	
May	8,723	
June	8,727	

QUALITY

	Quantity	Base Number	Contract	AT	Region	England
% of FP17s for the same patient ID Re-attending within 3 months - Children	63	1,241	5.1%	10.3%	11.8%	12.0%
% of FP17s for the same patient ID Re-attending within 3 months - Adults	197	2,065	9.5%	14.5%	15.3%	15.9%
% of FP17s for the same patient ID Re-attending between 3 & 9 months - Children	871	1,241	70.2%	55.9%	59.1%	58.0%
% of FP17s for the same patient ID Re-attending between 3 & 9 months - Adults	1,210	2,065	58.6%	49.0%	51.5%	50.5%
% of FP17s for Band 1 Urgent Courses	112	3,260	3.4%	8.5%	8.0%	9.0%
% of FP17s Relating to Free Repair or Replacements	5	3,260	0.2%	0.7%	0.8%	0.8%
% of FP17s Relating to Continuations	4	3,260	0.1%	0.9%	1.1%	1.1%
% of Patients satisfied with the dentistry they have received	4	4	N/A	91.4%	91.6%	91.5%
% of Patients satisfied with the time they had to wait for an appointment	4	4	N/A	89.1%	88.3%	87.9%

* This is based on patients treated on this contract for their most recent course of treatment. Figures in italics indicate the base number of FP17s or Patient Questionnaire responses are less than 100. N/A is shown where the base number of responses is less than 10 during the period. % is calculated as Quantity/Base number*100

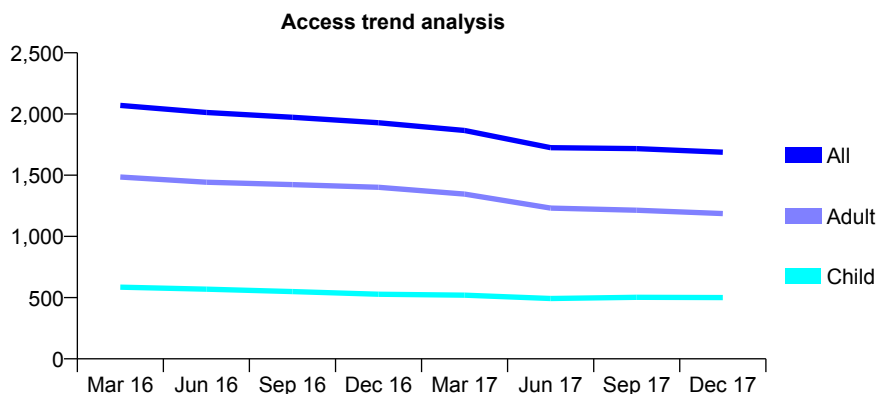
Q57 - Vital Signs At a Glance Contract Report for 130397/0001 - December 2017

Name or company name	Mr I Arbee & Miss Banoo Peer
Contract type name	GDS Contract
Purpose of contract	General
Contract start date	01/05/2010
Contract end date	

17/18 Contracted general activity (UDA)	4,500
Carry forward general activity (UDA)	0
17/18 Contracted orthodontic activity (UOA)	0
Carry forward orthodontic activity (UOA)	0
Baseline contract value	£119,744.70

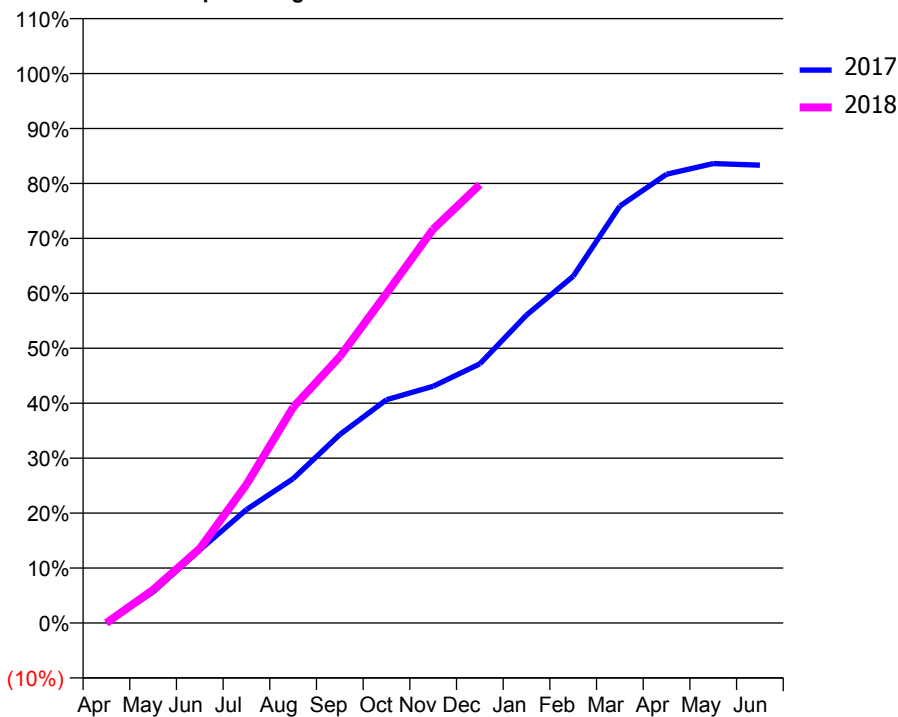
ACCESS*

Patients seen in 24 months	Total	Change since previous quarter
Quarter ending December 2016	1,929	
Quarter ending March 2017	1,866	↓
Quarter ending June 2017	1,725	↓
Quarter ending September 2017	1,717	→
Quarter ending December 2017	1,688	↓
Variance since December 2016	(12.5%)	↓



ACTIVITY

Cumulative percentage of contracted UDA delivered 2017 & 2018



Month	Adjusted Scheduled Activity (UDA)	
	2017	2018
April	-0	0
May	443	273
June	1,047	610
July	1,621	1,134
August	2,064	1,766
September	2,694	2,181
October	3,192	2,699
November	3,385	3,226
December	3,705	3,590
January	4,403	
February	4,958	
March	5,960	
April	6,416	
May	6,568	
June	6,546	

QUALITY

	Quantity	Base Number	Contract	AT	Region	England
% of FP17s for the same patient ID Re-attending within 3 months - Children	16	542	3.0%	10.3%	11.8%	12.0%
% of FP17s for the same patient ID Re-attending within 3 months - Adults	52	1,087	4.8%	14.5%	15.3%	15.9%
% of FP17s for the same patient ID Re-attending between 3 & 9 months - Children	347	542	64.0%	55.9%	59.1%	58.0%
% of FP17s for the same patient ID Re-attending between 3 & 9 months - Adults	666	1,087	61.3%	49.0%	51.5%	50.5%
% of FP17s for Band 1 Urgent Courses	53	1,507	3.5%	8.5%	8.0%	9.0%
% of FP17s Relating to Free Repair or Replacements	0	1,507	0.0%	0.7%	0.8%	0.8%
% of FP17s Relating to Continuations	1	1,507	0.1%	0.9%	1.1%	1.1%
% of Patients satisfied with the dentistry they have received	6	6	N/A	91.4%	91.6%	91.5%
% of Patients satisfied with the time they had to wait for an appointment	6	6	N/A	89.1%	88.3%	87.9%

* This is based on patients treated on this contract for their most recent course of treatment. Figures in italics indicate the base number of FP17s or Patient Questionnaire responses are less than 100. N/A is shown where the base number of responses is less than 10 during the period. % is calculated as Quantity/Base number*100

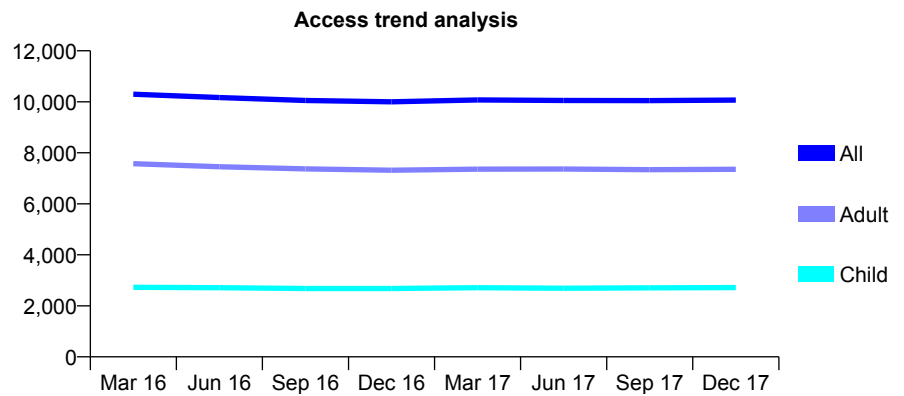
Q57 - Vital Signs At a Glance Contract Report for 131083/0001 - December 2017

Name or company name	Highwoods & St Johns Limited
Contract type name	GDS Contract
Purpose of contract	General
Contract start date	12/11/2007
Contract end date	

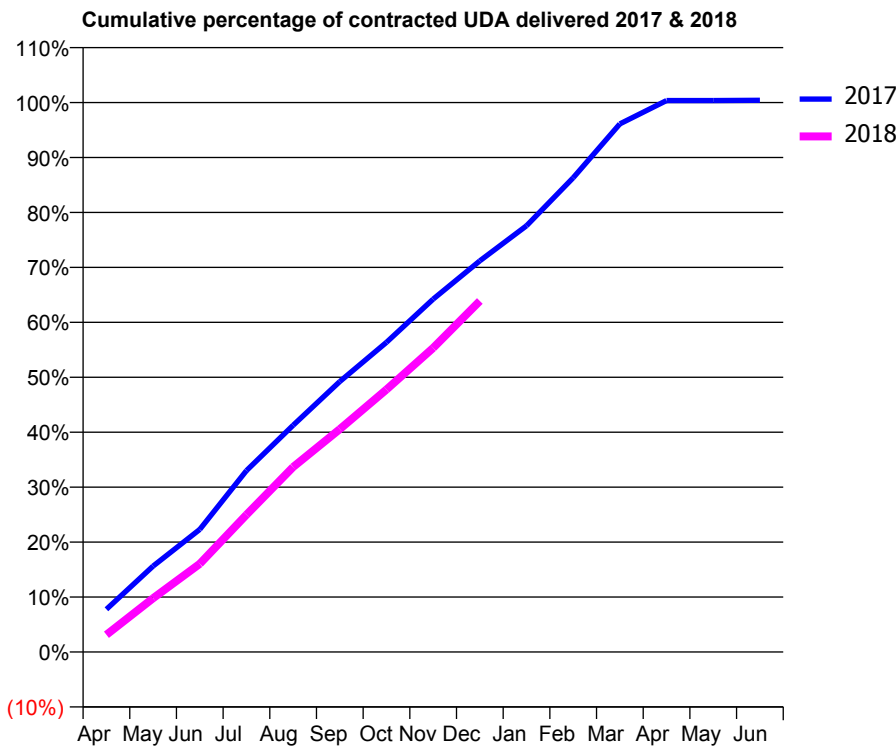
17/18 Contracted general activity (UDA)	29,084
Carry forward general activity (UDA)	-117
17/18 Contracted orthodontic activity (UOA)	0
Carry forward orthodontic activity (UOA)	0
Baseline contract value	£929,582.12

ACCESS*

Patients seen in 24 months	Total	Change since previous quarter
Quarter ending December 2016	9,999	
Quarter ending March 2017	10,073	→
Quarter ending June 2017	10,053	→
Quarter ending September 2017	10,046	→
Quarter ending December 2017	10,070	→
Variance since December 2016	0.7%	→



ACTIVITY



Month	Adjusted Scheduled Activity (UDA)	
	2017	2018
April	2,264	915
May	4,549	2,848
June	6,489	4,669
July	9,603	7,266
August	12,004	9,789
September	14,315	11,794
October	16,391	13,894
November	18,679	16,094
December	20,707	18,582
January	22,560	
February	25,098	
March	27,951	
April	29,187	
May	29,191	
June	29,201	

QUALITY

	Quantity	Base Number	Contract	AT	Region	England
% of FP17s for the same patient ID Re-attending within 3 months - Children	215	2,947	7.3%	10.3%	11.8%	12.0%
% of FP17s for the same patient ID Re-attending within 3 months - Adults	1,103	7,457	14.8%	14.5%	15.3%	15.9%
% of FP17s for the same patient ID Re-attending between 3 & 9 months - Children	1,648	2,947	55.9%	55.9%	59.1%	58.0%
% of FP17s for the same patient ID Re-attending between 3 & 9 months - Adults	3,616	7,457	48.5%	49.0%	51.5%	50.5%
% of FP17s for Band 1 Urgent Courses	1,121	9,784	11.5%	8.5%	8.0%	9.0%
% of FP17s Relating to Free Repair or Replacements	42	9,784	0.4%	0.7%	0.8%	0.8%
% of FP17s Relating to Continuations	26	9,784	0.3%	0.9%	1.1%	1.1%
% of Patients satisfied with the dentistry they have received	19	19	100.0%	91.4%	91.6%	91.5%
% of Patients satisfied with the time they had to wait for an appointment	18	19	94.7%	89.1%	88.3%	87.9%

* This is based on patients treated on this contract for their most recent course of treatment. Figures in italics indicate the base number of FP17s or Patient Questionnaire responses are less than 100. N/A is shown where the base number of responses is less than 10 during the period. % is calculated as Quantity/Base number*100

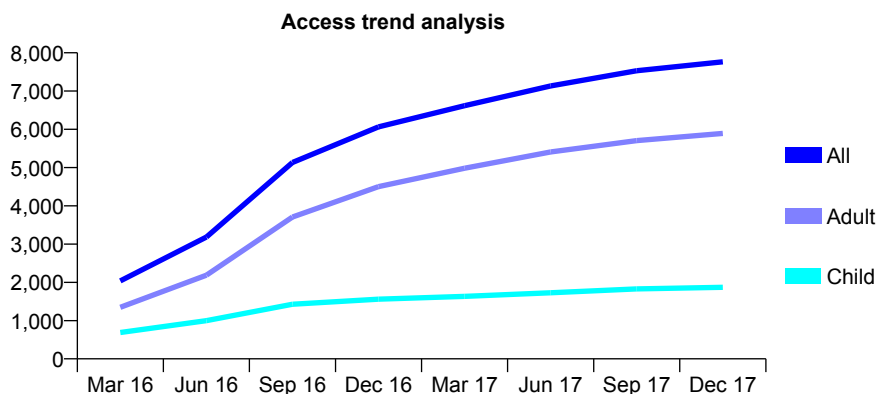
Q57 - Vital Signs At a Glance Contract Report for 131903/0001 - December 2017

Name or company name	Penhaligon Witham Partnership
Contract type name	GDS Contract
Purpose of contract	General
Contract start date	01/12/2015
Contract end date	

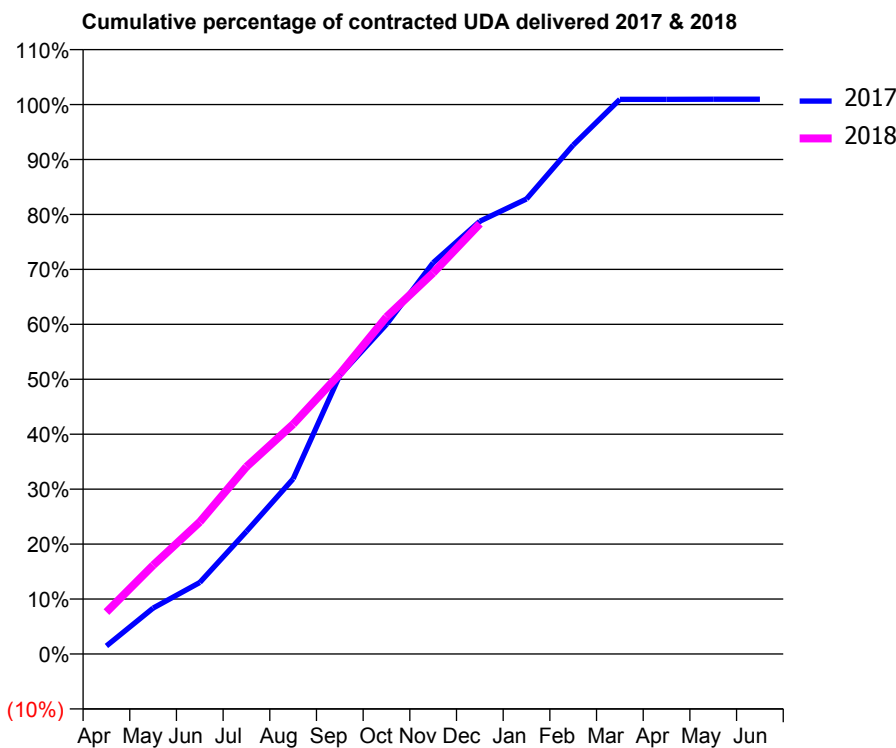
17/18 Contracted general activity (UDA)	19,500
Carry forward general activity (UDA)	-189
17/18 Contracted orthodontic activity (UOA)	0
Carry forward orthodontic activity (UOA)	0
Baseline contract value	£571,220.51

ACCESS*

Patients seen in 24 months	Total	Change since previous quarter
Quarter ending December 2016	6,063	
Quarter ending March 2017	6,617	↑
Quarter ending June 2017	7,134	↑
Quarter ending September 2017	7,531	↑
Quarter ending December 2017	7,763	↑
Variance since December 2016	28.0%	↑



ACTIVITY



Month	Adjusted Scheduled Activity (UDA)	
	2017	2018
April	285	1,486
May	1,629	3,151
June	2,537	4,685
July	4,352	6,647
August	6,217	8,154
September	9,893	9,939
October	11,699	11,961
November	13,888	13,528
December	15,359	15,269
January	16,146	
February	18,062	
March	19,681	
April	19,682	
May	19,685	
June	19,689	

QUALITY

	Quantity	Base Number	Contract	AT	Region	England
% of FP17s for the same patient ID Re-attending within 3 months - Children	73	1,494	4.9%	10.3%	11.8%	12.0%
% of FP17s for the same patient ID Re-attending within 3 months - Adults	441	4,957	8.9%	14.5%	15.3%	15.9%
% of FP17s for the same patient ID Re-attending between 3 & 9 months - Children	312	1,494	20.9%	55.9%	59.1%	58.0%
% of FP17s for the same patient ID Re-attending between 3 & 9 months - Adults	1,303	4,957	26.3%	49.0%	51.5%	50.5%
% of FP17s for Band 1 Urgent Courses	470	6,447	7.3%	8.5%	8.0%	9.0%
% of FP17s Relating to Free Repair or Replacements	27	6,447	0.4%	0.7%	0.8%	0.8%
% of FP17s Relating to Continuations	9	6,447	0.1%	0.9%	1.1%	1.1%
% of Patients satisfied with the dentistry they have received	11	11	100.0%	91.4%	91.6%	91.5%
% of Patients satisfied with the time they had to wait for an appointment	11	11	100.0%	89.1%	88.3%	87.9%

* This is based on patients treated on this contract for their most recent course of treatment. Figures in italics indicate the base number of FP17s or Patient Questionnaire responses are less than 100. N/A is shown where the base number of responses is less than 10 during the period. % is calculated as Quantity/Base number*100

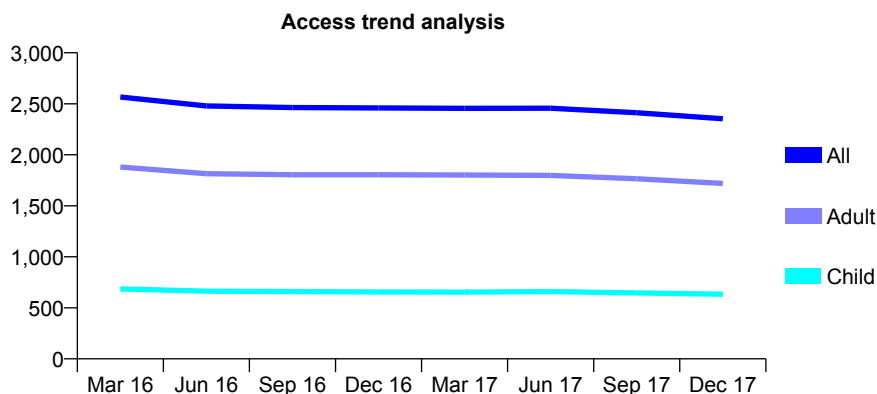
Q57 - Vital Signs At a Glance Contract Report for 133590/0001 - December 2017

Name or company name	Laindon Health Centre Dental Practice
Contract type name	GDS Contract
Purpose of contract	General
Contract start date	01/07/2006
Contract end date	

17/18 Contracted general activity (UDA)	7,926
Carry forward general activity (UDA)	-21
17/18 Contracted orthodontic activity (UOA)	0
Carry forward orthodontic activity (UOA)	0
Baseline contract value	£216,394.12

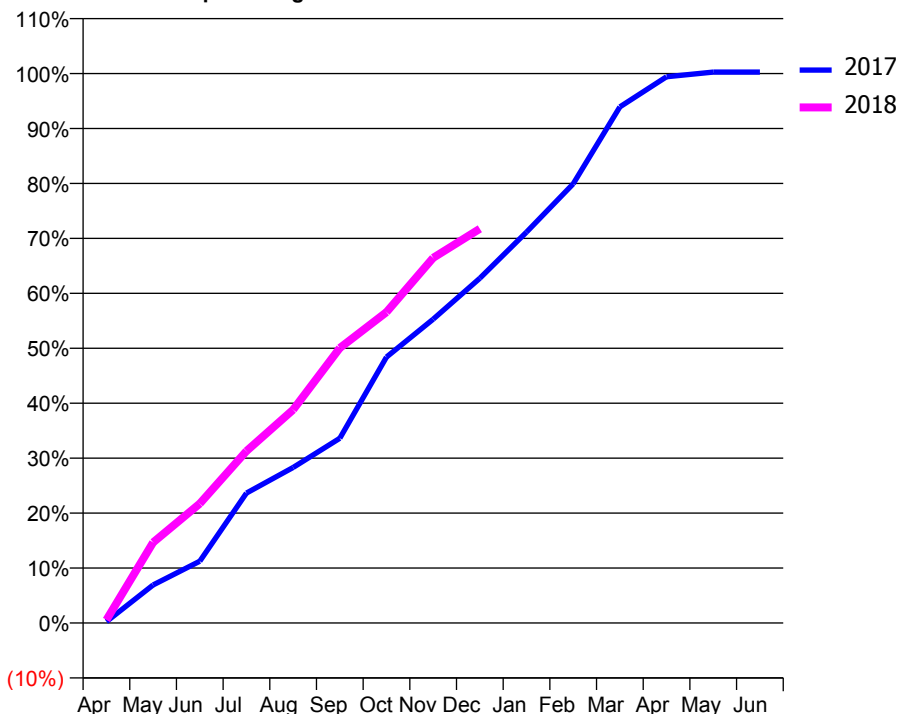
ACCESS*

Patients seen in 24 months	Total	Change since previous quarter
Quarter ending December 2016	2,460	
Quarter ending March 2017	2,456	→
Quarter ending June 2017	2,457	→
Quarter ending September 2017	2,413	↓
Quarter ending December 2017	2,353	↓
Variance since December 2016	(4.3%)	↓



ACTIVITY

Cumulative percentage of contracted UDA delivered 2017 & 2018



Month	Adjusted Scheduled Activity (UDA)	
	2017	2018
April	20	45
May	550	1,164
June	892	1,722
July	1,874	2,481
August	2,244	3,076
September	2,664	3,966
October	3,837	4,484
November	4,382	5,268
December	4,973	5,686
January	5,639	
February	6,336	
March	7,444	
April	7,879	
May	7,947	
June	7,947	

QUALITY

	Quantity	Base Number	Contract	AT	Region	England
% of FP17s for the same patient ID Re-attending within 3 months - Children	55	610	9.0%	10.3%	11.8%	12.0%
% of FP17s for the same patient ID Re-attending within 3 months - Adults	340	1,848	18.4%	14.5%	15.3%	15.9%
% of FP17s for the same patient ID Re-attending between 3 & 9 months - Children	333	610	54.6%	55.9%	59.1%	58.0%
% of FP17s for the same patient ID Re-attending between 3 & 9 months - Adults	1,078	1,848	58.3%	49.0%	51.5%	50.5%
% of FP17s for Band 1 Urgent Courses	200	2,274	8.8%	8.5%	8.0%	9.0%
% of FP17s Relating to Free Repair or Replacements	50	2,274	2.2%	0.7%	0.8%	0.8%
% of FP17s Relating to Continuations	33	2,274	1.5%	0.9%	1.1%	1.1%
% of Patients satisfied with the dentistry they have received	1	1	N/A	91.4%	91.6%	91.5%
% of Patients satisfied with the time they had to wait for an appointment	1	1	N/A	89.1%	88.3%	87.9%

* This is based on patients treated on this contract for their most recent course of treatment. Figures in italics indicate the base number of FP17s or Patient Questionnaire responses are less than 100. N/A is shown where the base number of responses is less than 10 during the period. % is calculated as Quantity/Base number*100

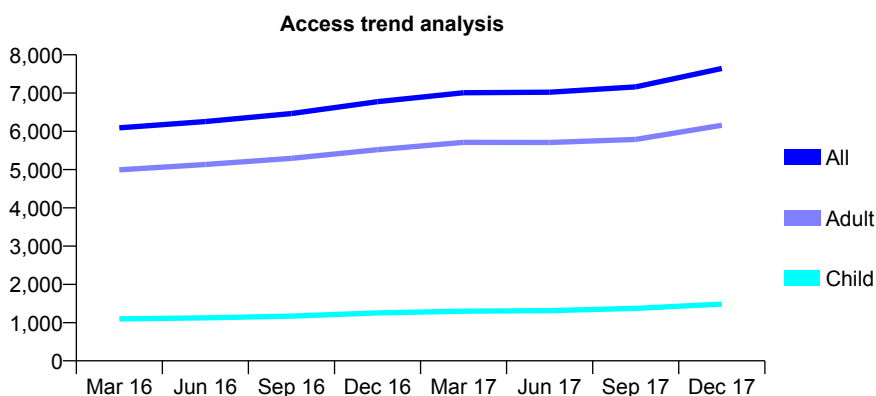
Q57 - Vital Signs At a Glance Contract Report for 133671/0001 - December 2017

Name or company name	One Step By Step Limited
Contract type name	GDS Contract
Purpose of contract	General
Contract start date	27/09/2010
Contract end date	

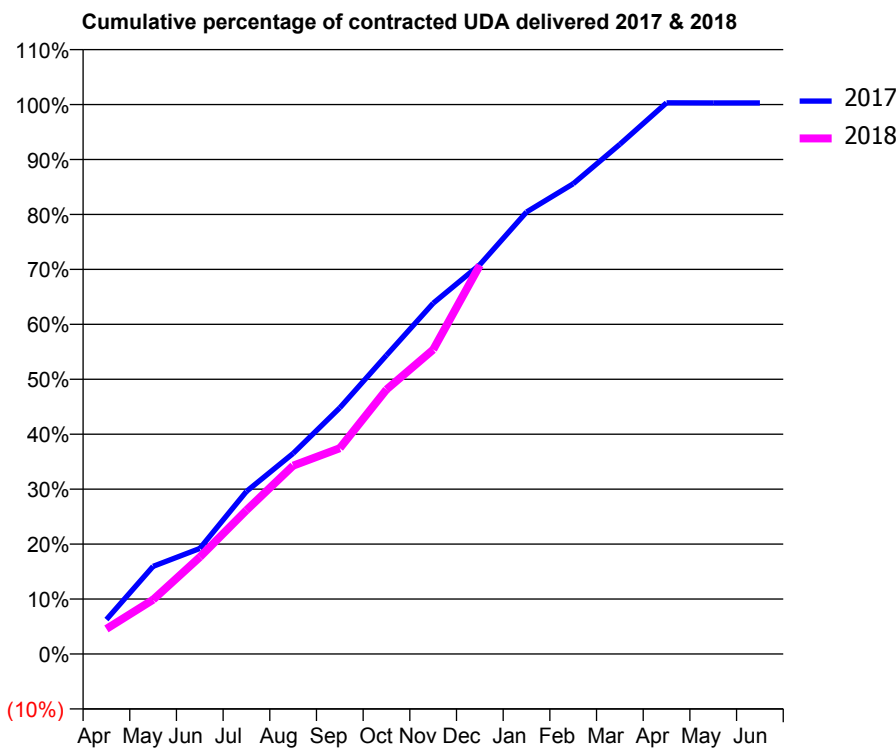
17/18 Contracted general activity (UDA)	15,202
Carry forward general activity (UDA)	-42
17/18 Contracted orthodontic activity (UOA)	0
Carry forward orthodontic activity (UOA)	0
Baseline contract value	£384,440.68

ACCESS*

Patients seen in 24 months	Total	Change since previous quarter
Quarter ending December 2016	6,773	
Quarter ending March 2017	7,010	↑
Quarter ending June 2017	7,021	→
Quarter ending September 2017	7,160	→
Quarter ending December 2017	7,643	↑
Variance since December 2016	12.8%	↑



ACTIVITY



Month	Adjusted Scheduled Activity (UDA)	
	2017	2018
April	954	696
May	2,427	1,504
June	2,919	2,678
July	4,500	3,979
August	5,551	5,210
September	6,811	5,695
October	8,266	7,317
November	9,704	8,420
December	10,770	10,757
January	12,227	
February	13,009	
March	14,101	
April	15,247	
May	15,244	
June	15,244	

QUALITY

	Quantity	Base Number	Contract	AT	Region	England
% of FP17s for the same patient ID Re-attending within 3 months - Children	93	1,553	6.0%	10.3%	11.8%	12.0%
% of FP17s for the same patient ID Re-attending within 3 months - Adults	651	6,036	10.8%	14.5%	15.3%	15.9%
% of FP17s for the same patient ID Re-attending between 3 & 9 months - Children	724	1,553	46.6%	55.9%	59.1%	58.0%
% of FP17s for the same patient ID Re-attending between 3 & 9 months - Adults	3,175	6,036	52.6%	49.0%	51.5%	50.5%
% of FP17s for Band 1 Urgent Courses	633	6,278	10.1%	8.5%	8.0%	9.0%
% of FP17s Relating to Free Repair or Replacements	9	6,278	0.1%	0.7%	0.8%	0.8%
% of FP17s Relating to Continuations	3	6,278	0.0%	0.9%	1.1%	1.1%
% of Patients satisfied with the dentistry they have received	20	23	87.0%	91.4%	91.6%	91.5%
% of Patients satisfied with the time they had to wait for an appointment	20	23	87.0%	89.1%	88.3%	87.9%

* This is based on patients treated on this contract for their most recent course of treatment. Figures in italics indicate the base number of FP17s or Patient Questionnaire responses are less than 100. N/A is shown where the base number of responses is less than 10 during the period. % is calculated as Quantity/Base number*100

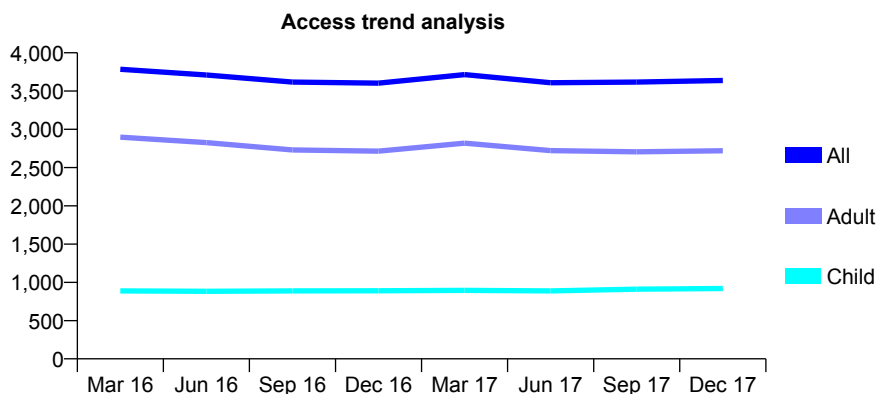
Q57 - Vital Signs At a Glance Contract Report for 134295/0008 - December 2017

Name or company name	The Benfleet Dental Centre
Contract type name	GDS Contract
Purpose of contract	General
Contract start date	01/06/2012
Contract end date	

17/18 Contracted general activity (UDA)	9,152
Carry forward general activity (UDA)	-76
17/18 Contracted orthodontic activity (UOA)	0
Carry forward orthodontic activity (UOA)	0
Baseline contract value	£241,271.19

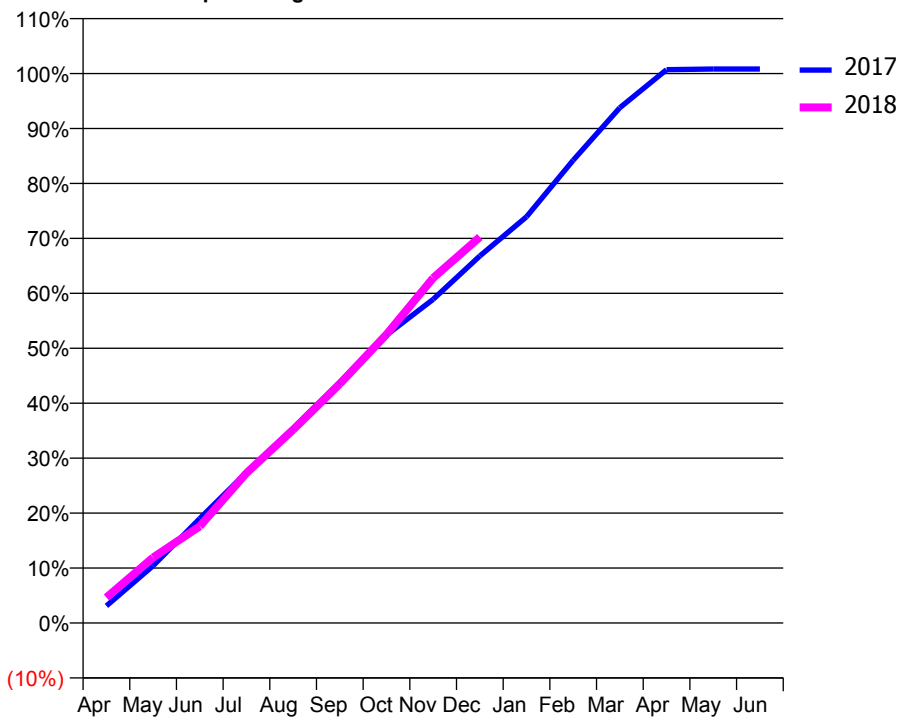
ACCESS*

Patients seen in 24 months	Total	Change since previous quarter
Quarter ending December 2016	3,604	
Quarter ending March 2017	3,715	↑
Quarter ending June 2017	3,609	↓
Quarter ending September 2017	3,617	→
Quarter ending December 2017	3,639	→
Variance since December 2016	1.0%	→



ACTIVITY

Cumulative percentage of contracted UDA delivered 2017 & 2018



Month	Adjusted Scheduled Activity (UDA)	
	2017	2018
April	286	426
May	954	1,093
June	1,740	1,612
July	2,509	2,497
August	3,241	3,219
September	4,009	3,984
October	4,795	4,807
November	5,391	5,747
December	6,113	6,428
January	6,767	
February	7,708	
March	8,584	
April	9,216	
May	9,227	
June	9,228	

QUALITY

	Quantity	Base Number	Contract	AT	Region	England
% of FP17s for the same patient ID Re-attending within 3 months - Children	46	959	4.8%	10.3%	11.8%	12.0%
% of FP17s for the same patient ID Re-attending within 3 months - Adults	251	2,355	10.7%	14.5%	15.3%	15.9%
% of FP17s for the same patient ID Re-attending between 3 & 9 months - Children	462	959	48.2%	55.9%	59.1%	58.0%
% of FP17s for the same patient ID Re-attending between 3 & 9 months - Adults	1,095	2,355	46.5%	49.0%	51.5%	50.5%
% of FP17s for Band 1 Urgent Courses	225	3,071	7.3%	8.5%	8.0%	9.0%
% of FP17s Relating to Free Repair or Replacements	1	3,071	0.0%	0.7%	0.8%	0.8%
% of FP17s Relating to Continuations	3	3,071	0.1%	0.9%	1.1%	1.1%
% of Patients satisfied with the dentistry they have received	1	1	N/A	91.4%	91.6%	91.5%
% of Patients satisfied with the time they had to wait for an appointment	1	1	N/A	89.1%	88.3%	87.9%

* This is based on patients treated on this contract for their most recent course of treatment. Figures in italics indicate the base number of FP17s or Patient Questionnaire responses are less than 100. N/A is shown where the base number of responses is less than 10 during the period. % is calculated as Quantity/Base number*100

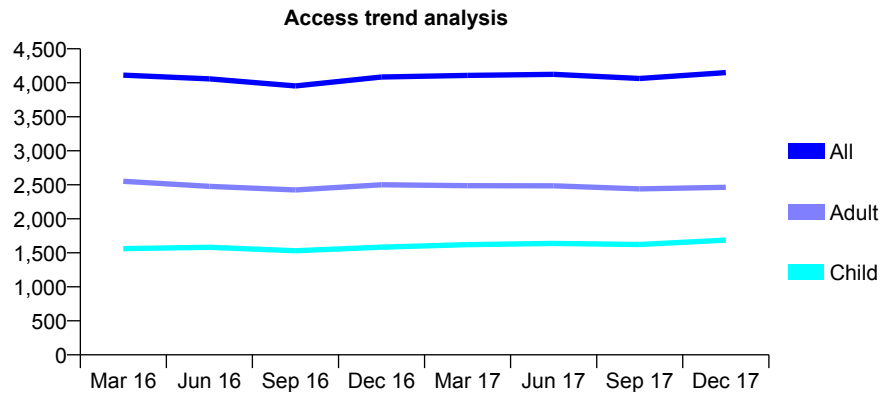
Q57 - Vital Signs At a Glance Contract Report for 134392/0001 - December 2017

Name or company name	Mr E. Harunani, Mr N. Harunani & Mr M. Ka
Contract type name	GDS Contract
Purpose of contract	General
Contract start date	02/10/2012
Contract end date	

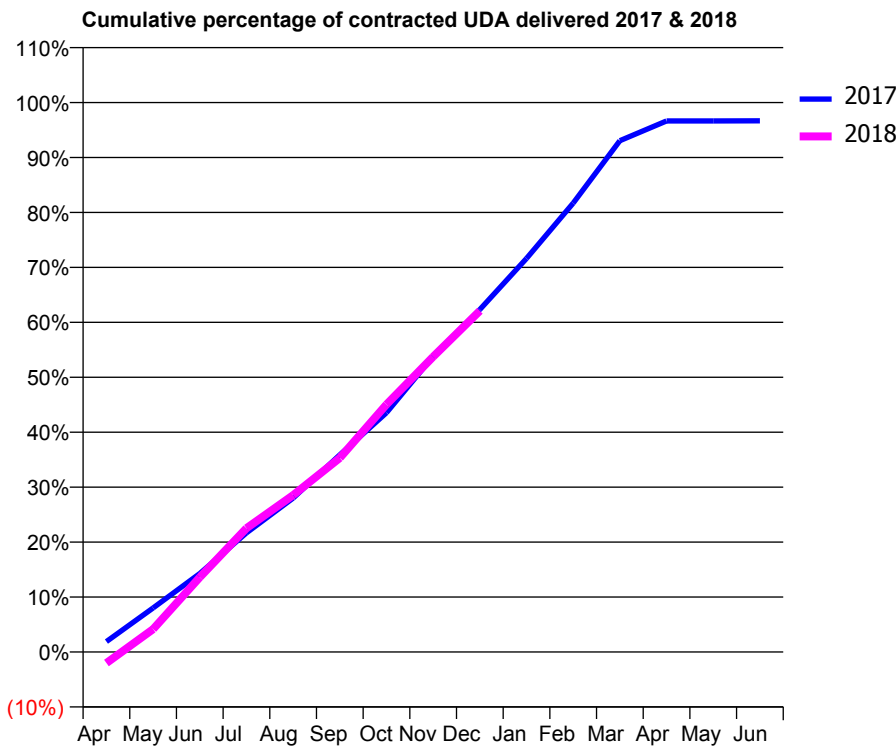
17/18 Contracted general activity (UDA)	13,250
Carry forward general activity (UDA)	441
17/18 Contracted orthodontic activity (UOA)	0
Carry forward orthodontic activity (UOA)	0
Baseline contract value	£327,494.55

ACCESS*

Patients seen in 24 months	Total	Change since previous quarter
Quarter ending December 2016	4,085	
Quarter ending March 2017	4,108	→
Quarter ending June 2017	4,125	→
Quarter ending September 2017	4,064	↓
Quarter ending December 2017	4,150	↑
Variance since December 2016	1.6%	→



ACTIVITY



Month	Adjusted Scheduled Activity (UDA)	
	2017	2018
April	253	-270
May	1,062	550
June	1,894	1,804
July	2,874	2,984
August	3,713	3,782
September	4,754	4,680
October	5,769	5,969
November	7,129	7,121
December	8,259	8,228
January	9,489	
February	10,824	
March	12,328	
April	12,804	
May	12,806	
June	12,809	

QUALITY

	Quantity	Base Number	Contract	AT	Region	England
% of FP17s for the same patient ID Re-attending within 3 months - Children	94	1,373	6.8%	10.3%	11.8%	12.0%
% of FP17s for the same patient ID Re-attending within 3 months - Adults	272	1,737	15.7%	14.5%	15.3%	15.9%
% of FP17s for the same patient ID Re-attending between 3 & 9 months - Children	574	1,373	41.8%	55.9%	59.1%	58.0%
% of FP17s for the same patient ID Re-attending between 3 & 9 months - Adults	632	1,737	36.4%	49.0%	51.5%	50.5%
% of FP17s for Band 1 Urgent Courses	446	2,960	15.1%	8.5%	8.0%	9.0%
% of FP17s Relating to Free Repair or Replacements	10	2,960	0.3%	0.7%	0.8%	0.8%
% of FP17s Relating to Continuations	25	2,960	0.8%	0.9%	1.1%	1.1%
% of Patients satisfied with the dentistry they have received	5	5	N/A	91.4%	91.6%	91.5%
% of Patients satisfied with the time they had to wait for an appointment	5	5	N/A	89.1%	88.3%	87.9%

* This is based on patients treated on this contract for their most recent course of treatment. Figures in italics indicate the base number of FP17s or Patient Questionnaire responses are less than 100. N/A is shown where the base number of responses is less than 10 during the period. % is calculated as Quantity/Base number*100

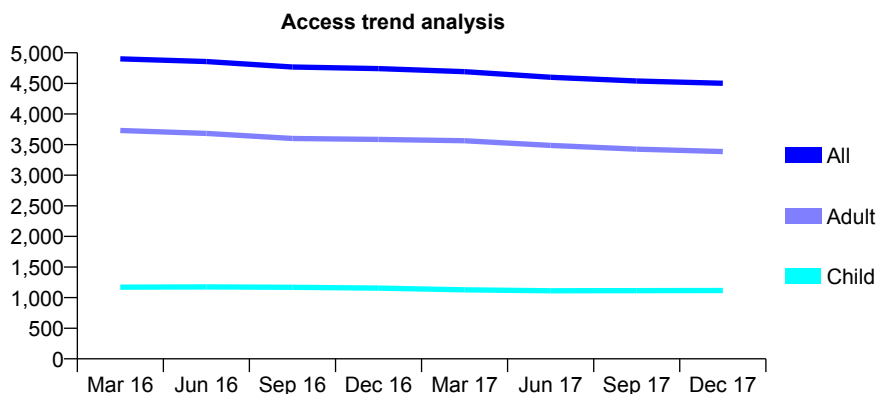
Q57 - Vital Signs At a Glance Contract Report for 136387/0004 - December 2017

Name or company name	Dr Allen
Contract type name	GDS Contract
Purpose of contract	General
Contract start date	01/10/2013
Contract end date	

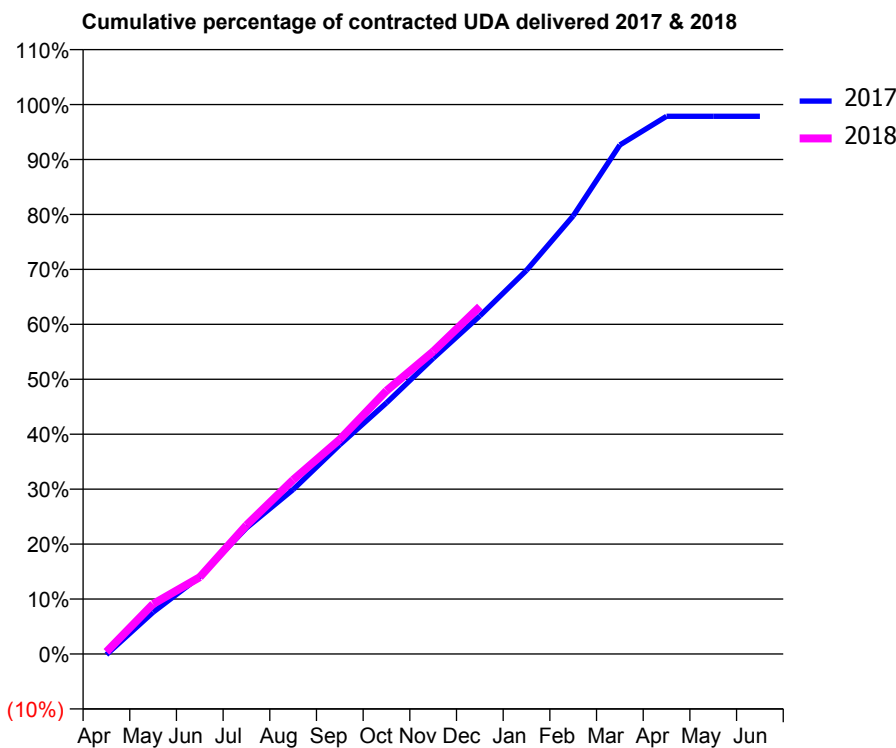
17/18 Contracted general activity (UDA)	23,406
Carry forward general activity (UDA)	501
17/18 Contracted orthodontic activity (UOA)	0
Carry forward orthodontic activity (UOA)	0
Baseline contract value	£632,275.02

ACCESS*

Patients seen in 24 months	Total	Change since previous quarter
Quarter ending December 2016	4,741	
Quarter ending March 2017	4,691	↓
Quarter ending June 2017	4,600	↓
Quarter ending September 2017	4,540	↓
Quarter ending December 2017	4,502	→
Variance since December 2016	(5.0%)	↓



ACTIVITY



Month	Adjusted Scheduled Activity (UDA)	
	2017	2018
April	-30	95
May	1,782	2,134
June	3,293	3,274
July	5,372	5,491
August	7,009	7,418
September	8,914	9,141
October	10,697	11,215
November	12,597	12,885
December	14,404	14,800
January	16,343	
February	18,663	
March	21,680	
April	22,902	
May	22,905	
June	22,905	

QUALITY

	Quantity	Base Number	Contract	AT	Region	England
% of FP17s for the same patient ID Re-attending within 3 months - Children	68	1,062	6.4%	10.3%	11.8%	12.0%
% of FP17s for the same patient ID Re-attending within 3 months - Adults	437	2,958	14.8%	14.5%	15.3%	15.9%
% of FP17s for the same patient ID Re-attending between 3 & 9 months - Children	584	1,062	55.0%	55.9%	59.1%	58.0%
% of FP17s for the same patient ID Re-attending between 3 & 9 months - Adults	1,438	2,958	48.6%	49.0%	51.5%	50.5%
% of FP17s for Band 1 Urgent Courses	256	3,732	6.9%	8.5%	8.0%	9.0%
% of FP17s Relating to Free Repair or Replacements	2	3,732	0.1%	0.7%	0.8%	0.8%
% of FP17s Relating to Continuations	27	3,732	0.7%	0.9%	1.1%	1.1%
% of Patients satisfied with the dentistry they have received	16	19	84.2%	91.4%	91.6%	91.5%
% of Patients satisfied with the time they had to wait for an appointment	17	19	89.5%	89.1%	88.3%	87.9%

* This is based on patients treated on this contract for their most recent course of treatment. Figures in italics indicate the base number of FP17s or Patient Questionnaire responses are less than 100. N/A is shown where the base number of responses is less than 10 during the period. % is calculated as Quantity/Base number*100

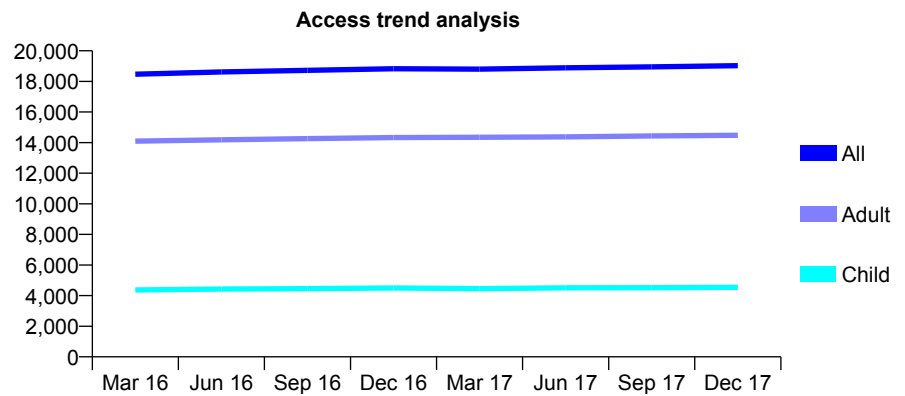
Q57 - Vital Signs At a Glance Contract Report for 136751/0001 - December 2017

Name or company name	Crowstone Dental Centre Limited
Contract type name	GDS Contract
Purpose of contract	General
Contract start date	01/08/2007
Contract end date	

17/18 Contracted general activity (UDA)	57,626
Carry forward general activity (UDA)	-1,040
17/18 Contracted orthodontic activity (UOA)	0
Carry forward orthodontic activity (UOA)	0
Baseline contract value	£1,720,308.33

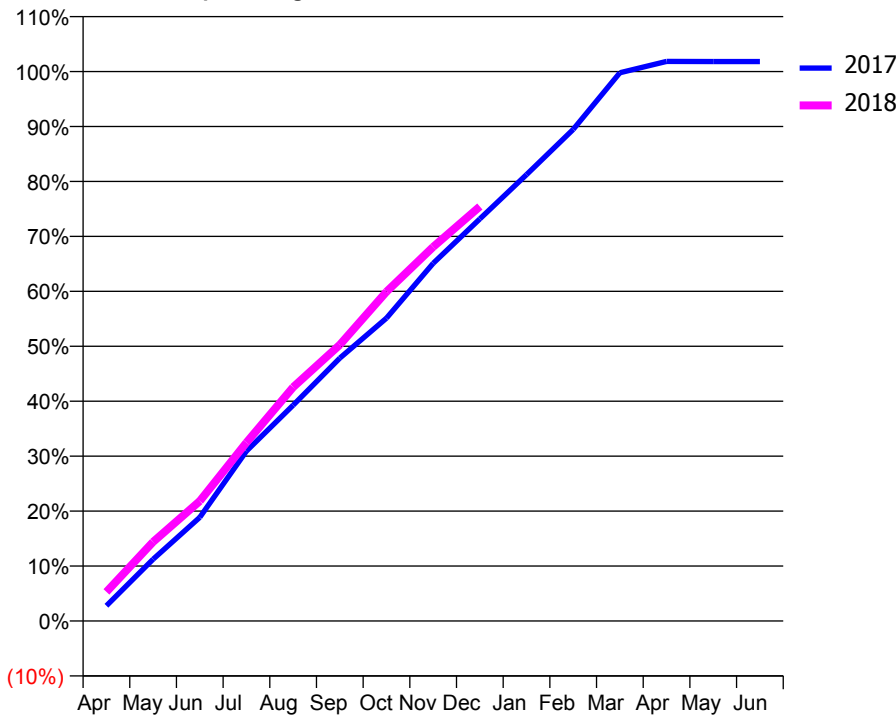
ACCESS*

Patients seen in 24 months	Total	Change since previous quarter
Quarter ending December 2016	18,832	
Quarter ending March 2017	18,805	→
Quarter ending June 2017	18,888	→
Quarter ending September 2017	18,953	→
Quarter ending December 2017	19,024	→
Variance since December 2016	1.0%	→



ACTIVITY

Cumulative percentage of contracted UDA delivered 2017 & 2018



Month	Adjusted Scheduled Activity (UDA)	
	2017	2018
April	1,601	3,061
May	6,480	8,303
June	10,879	12,576
July	17,821	18,716
August	22,633	24,527
September	27,563	28,971
October	31,762	34,527
November	37,514	39,239
December	42,167	43,475
January	46,809	
February	51,551	
March	57,499	
April	58,680	
May	58,668	
June	58,666	

QUALITY

	Quantity	Base Number	Contract	AT	Region	England
% of FP17s for the same patient ID Re-attending within 3 months - Children	224	4,549	4.9%	10.3%	11.8%	12.0%
% of FP17s for the same patient ID Re-attending within 3 months - Adults	1,494	13,294	11.2%	14.5%	15.3%	15.9%
% of FP17s for the same patient ID Re-attending between 3 & 9 months - Children	2,500	4,549	55.0%	55.9%	59.1%	58.0%
% of FP17s for the same patient ID Re-attending between 3 & 9 months - Adults	6,590	13,294	49.6%	49.0%	51.5%	50.5%
% of FP17s for Band 1 Urgent Courses	1,172	17,379	6.7%	8.5%	8.0%	9.0%
% of FP17s Relating to Free Repair or Replacements	131	17,379	0.8%	0.7%	0.8%	0.8%
% of FP17s Relating to Continuations	47	17,379	0.3%	0.9%	1.1%	1.1%
% of Patients satisfied with the dentistry they have received	24	25	96.0%	91.4%	91.6%	91.5%
% of Patients satisfied with the time they had to wait for an appointment	21	25	84.0%	89.1%	88.3%	87.9%

* This is based on patients treated on this contract for their most recent course of treatment. Figures in italics indicate the base number of FP17s or Patient Questionnaire responses are less than 100. N/A is shown where the base number of responses is less than 10 during the period. % is calculated as Quantity/Base number*100

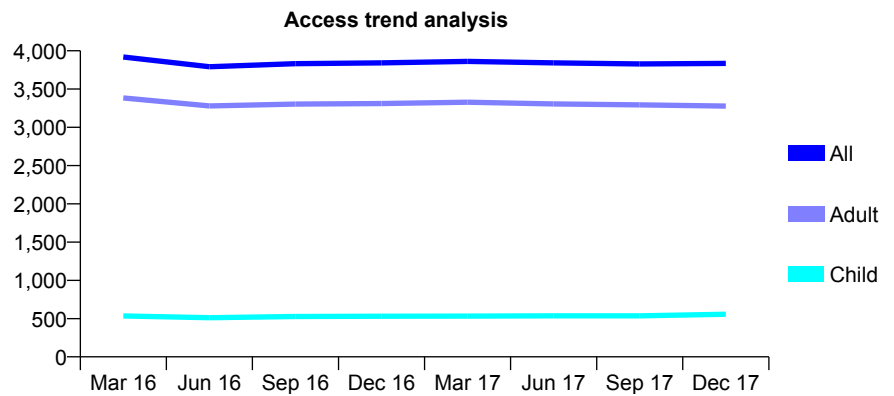
Q57 - Vital Signs At a Glance Contract Report for 137472/0001 - December 2017

Name or company name	Toothcare Limited
Contract type name	GDS Contract
Purpose of contract	General
Contract start date	01/08/2007
Contract end date	

17/18 Contracted general activity (UDA)	12,561
Carry forward general activity (UDA)	-68
17/18 Contracted orthodontic activity (UOA)	0
Carry forward orthodontic activity (UOA)	0
Baseline contract value	£286,290.48

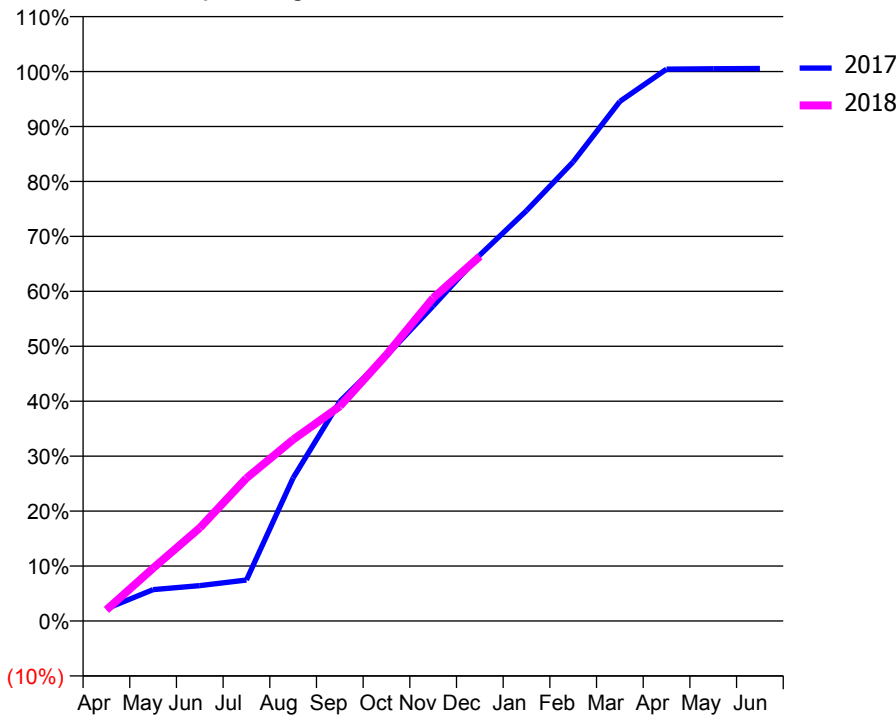
ACCESS*

Patients seen in 24 months	Total	Change since previous quarter
Quarter ending December 2016	3,842	
Quarter ending March 2017	3,861	→
Quarter ending June 2017	3,842	→
Quarter ending September 2017	3,829	→
Quarter ending December 2017	3,835	→
Variance since December 2016	(0.2%)	→



ACTIVITY

Cumulative percentage of contracted UDA delivered 2017 & 2018



Month	Adjusted Scheduled Activity (UDA)	
	2017	2018
April	283	254
May	718	1,209
June	810	2,130
July	936	3,266
August	3,272	4,147
September	5,020	4,910
October	6,067	6,089
November	7,200	7,385
December	8,366	8,336
January	9,381	
February	10,495	
March	11,878	
April	12,615	
May	12,625	
June	12,629	

QUALITY

	Quantity	Base Number	Contract	AT	Region	England
% of FP17s for the same patient ID Re-attending within 3 months - Children	40	608	6.6%	10.3%	11.8%	12.0%
% of FP17s for the same patient ID Re-attending within 3 months - Adults	524	3,764	13.9%	14.5%	15.3%	15.9%
% of FP17s for the same patient ID Re-attending between 3 & 9 months - Children	385	608	63.3%	55.9%	59.1%	58.0%
% of FP17s for the same patient ID Re-attending between 3 & 9 months - Adults	2,459	3,764	65.3%	49.0%	51.5%	50.5%
% of FP17s for Band 1 Urgent Courses	325	4,052	8.0%	8.5%	8.0%	9.0%
% of FP17s Relating to Free Repair or Replacements	76	4,052	1.9%	0.7%	0.8%	0.8%
% of FP17s Relating to Continuations	77	4,052	1.9%	0.9%	1.1%	1.1%
% of Patients satisfied with the dentistry they have received	16	16	100.0%	91.4%	91.6%	91.5%
% of Patients satisfied with the time they had to wait for an appointment	16	16	100.0%	89.1%	88.3%	87.9%

* This is based on patients treated on this contract for their most recent course of treatment. Figures in italics indicate the base number of FP17s or Patient Questionnaire responses are less than 100. N/A is shown where the base number of responses is less than 10 during the period. % is calculated as Quantity/Base number*100

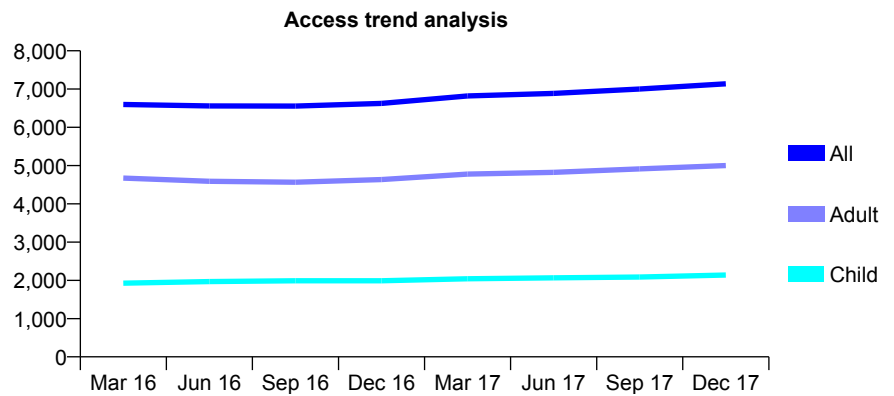
Q57 - Vital Signs At a Glance Contract Report for 138789/0001 - December 2017

Name or company name	Mr S B Radia & Mr P Vaid
Contract type name	GDS Contract
Purpose of contract	General
Contract start date	01/10/2008
Contract end date	

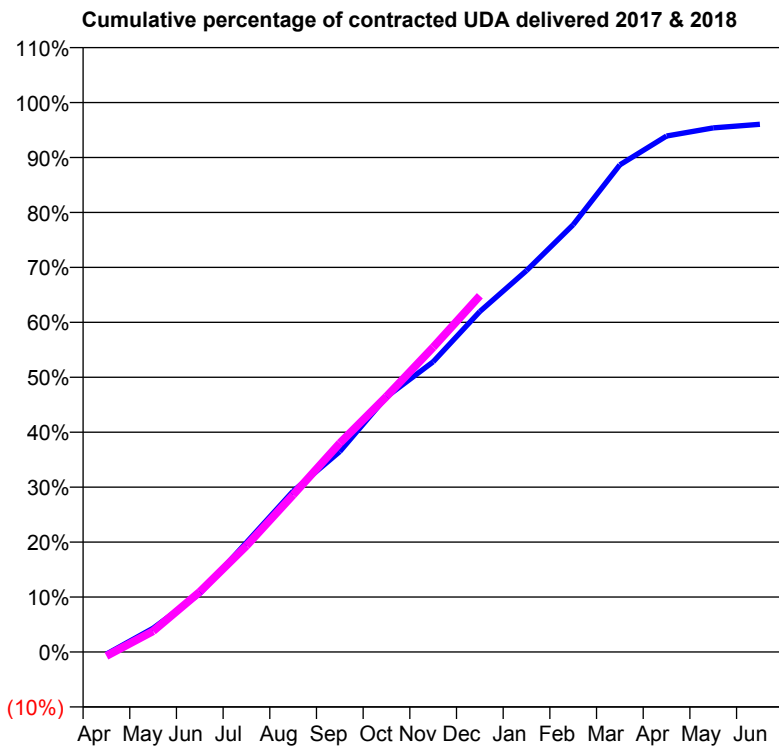
17/18 Contracted general activity (UDA)	25,465
Carry forward general activity (UDA)	1,012
17/18 Contracted orthodontic activity (UOA)	0
Carry forward orthodontic activity (UOA)	0
Baseline contract value	£754,873.09

ACCESS*

Patients seen in 24 months	Total	Change since previous quarter
Quarter ending December 2016	6,624	
Quarter ending March 2017	6,819	↑
Quarter ending June 2017	6,888	→
Quarter ending September 2017	7,002	→
Quarter ending December 2017	7,138	→
Variance since December 2016	7.8%	↑



ACTIVITY



Month	Adjusted Scheduled Activity (UDA)	
	2017	2018
April	-100	-191
May	1,105	970
June	2,713	2,792
July	5,077	4,921
August	7,455	7,282
September	9,289	9,683
October	11,823	11,846
November	13,450	14,125
December	15,779	16,512
January	17,675	
February	19,802	
March	22,578	
April	23,912	
May	24,291	
June	24,453	

QUALITY

	Quantity	Base Number	Contract	AT	Region	England
% of FP17s for the same patient ID Re-attending within 3 months - Children	249	2,271	11.0%	10.3%	11.8%	12.0%
% of FP17s for the same patient ID Re-attending within 3 months - Adults	650	4,739	13.7%	14.5%	15.3%	15.9%
% of FP17s for the same patient ID Re-attending between 3 & 9 months - Children	1,183	2,271	52.1%	55.9%	59.1%	58.0%
% of FP17s for the same patient ID Re-attending between 3 & 9 months - Adults	2,257	4,739	47.6%	49.0%	51.5%	50.5%
% of FP17s for Band 1 Urgent Courses	439	6,468	6.8%	8.5%	8.0%	9.0%
% of FP17s Relating to Free Repair or Replacements	53	6,468	0.8%	0.7%	0.8%	0.8%
% of FP17s Relating to Continuations	20	6,468	0.3%	0.9%	1.1%	1.1%
% of Patients satisfied with the dentistry they have received	6	8	N/A	91.4%	91.6%	91.5%
% of Patients satisfied with the time they had to wait for an appointment	7	8	N/A	89.1%	88.3%	87.9%

* This is based on patients treated on this contract for their most recent course of treatment. Figures in italics indicate the base number of FP17s or Patient Questionnaire responses are less than 100. N/A is shown where the base number of responses is less than 10 during the period. % is calculated as Quantity/Base number*100

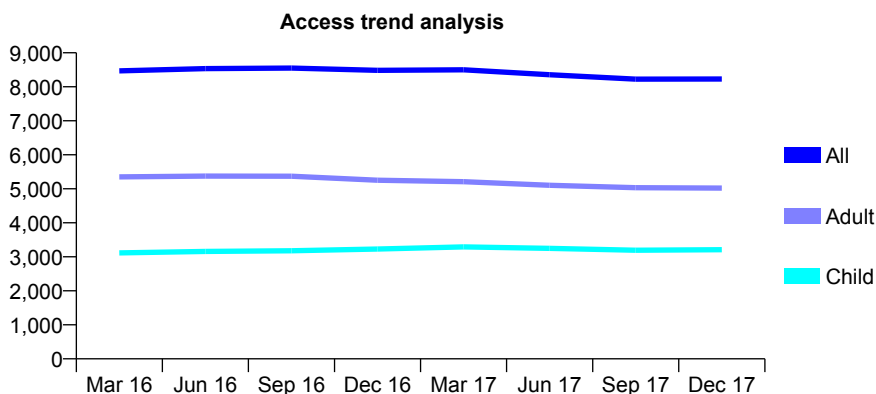
Q57 - Vital Signs At a Glance Contract Report for 139602/0001 - December 2017

Name or company name	Mr P D S N Datta
Contract type name	GDS Contract
Purpose of contract	General
Contract start date	01/04/2014
Contract end date	

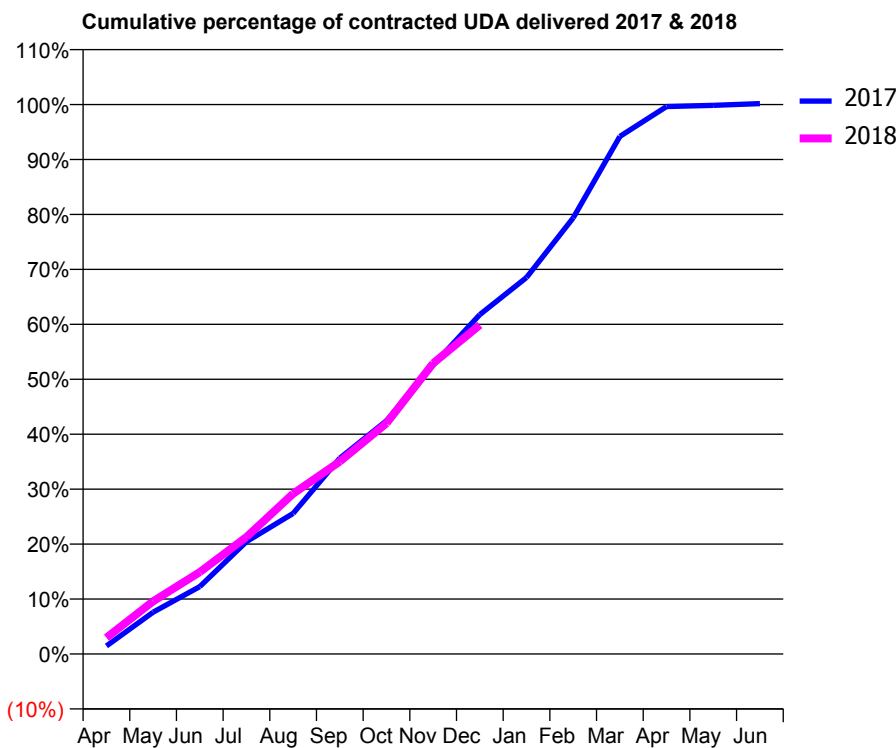
17/18 Contracted general activity (UDA)	19,930
Carry forward general activity (UDA)	-31
17/18 Contracted orthodontic activity (UOA)	0
Carry forward orthodontic activity (UOA)	0
Baseline contract value	£473,232.89

ACCESS*

Patients seen in 24 months	Total	Change since previous quarter
Quarter ending December 2016	8,483	
Quarter ending March 2017	8,501	→
Quarter ending June 2017	8,353	↓
Quarter ending September 2017	8,227	↓
Quarter ending December 2017	8,229	→
Variance since December 2016	(3.0%)	↓



ACTIVITY



Month	Adjusted Scheduled Activity (UDA)	
	2017	2018
April	293	593
May	1,514	1,910
June	2,445	2,974
July	4,077	4,245
August	5,098	5,816
September	7,102	6,979
October	8,463	8,367
November	10,481	10,546
December	12,313	11,934
January	13,656	
February	15,819	
March	18,773	
April	19,857	
May	19,899	
June	19,961	

QUALITY

	Quantity	Base Number	Contract	AT	Region	England
% of FP17s for the same patient ID Re-attending within 3 months - Children	175	2,441	7.2%	10.3%	11.8%	12.0%
% of FP17s for the same patient ID Re-attending within 3 months - Adults	618	3,626	17.0%	14.5%	15.3%	15.9%
% of FP17s for the same patient ID Re-attending between 3 & 9 months - Children	831	2,441	34.0%	55.9%	59.1%	58.0%
% of FP17s for the same patient ID Re-attending between 3 & 9 months - Adults	1,198	3,626	33.0%	49.0%	51.5%	50.5%
% of FP17s for Band 1 Urgent Courses	450	4,958	9.1%	8.5%	8.0%	9.0%
% of FP17s Relating to Free Repair or Replacements	24	4,958	0.5%	0.7%	0.8%	0.8%
% of FP17s Relating to Continuations	63	4,958	1.3%	0.9%	1.1%	1.1%
% of Patients satisfied with the dentistry they have received	9	10	90.0%	91.4%	91.6%	91.5%
% of Patients satisfied with the time they had to wait for an appointment	9	10	90.0%	89.1%	88.3%	87.9%

* This is based on patients treated on this contract for their most recent course of treatment. Figures in italics indicate the base number of FP17s or Patient Questionnaire responses are less than 100. N/A is shown where the base number of responses is less than 10 during the period. % is calculated as Quantity/Base number*100

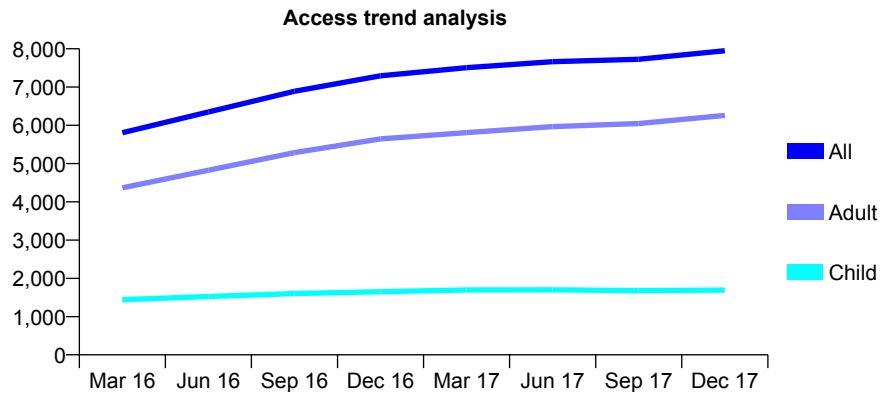
Q57 - Vital Signs At a Glance Contract Report for 139742/0001 - December 2017

Name or company name	Apex Dental Care Ltd
Contract type name	Pilot Contract
Purpose of contract	General
Contract start date	01/01/2015
Contract end date	

17/18 Contracted general activity (UDA)	26,597
Carry forward general activity (UDA)	0
17/18 Contracted orthodontic activity (UOA)	0
Carry forward orthodontic activity (UOA)	0
Baseline contract value	£735,641.49

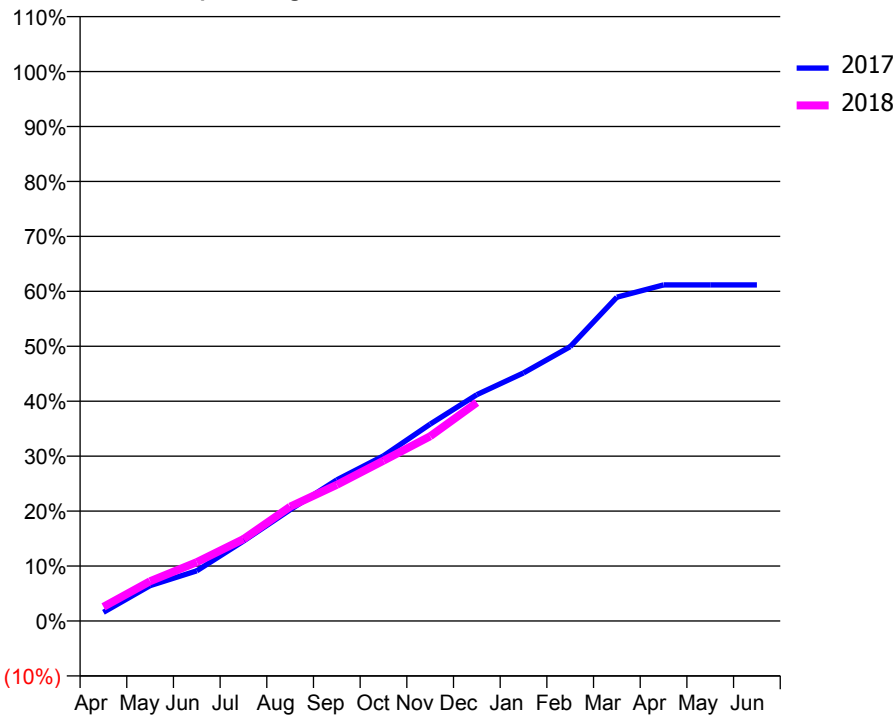
ACCESS*

Patients seen in 24 months	Total	Change since previous quarter
Quarter ending December 2016	7,293	
Quarter ending March 2017	7,506	↑
Quarter ending June 2017	7,665	↑
Quarter ending September 2017	7,725	→
Quarter ending December 2017	7,951	↑
Variance since December 2016	9.0%	↑



ACTIVITY

Cumulative percentage of contracted UDA delivered 2017 & 2018



Month	Adjusted Scheduled Activity (UDA)	
	2017	2018
April	420	686
May	1,712	1,929
June	2,433	2,847
July	3,871	3,963
August	5,389	5,537
September	6,829	6,593
October	7,995	7,761
November	9,529	8,944
December	10,957	10,575
January	12,010	
February	13,277	
March	15,674	
April	16,268	
May	16,268	
June	16,268	

QUALITY

	Quantity	Base Number	Contract	AT	Region	England
% of FP17s for the same patient ID Re-attending within 3 months - Children	69	1,430	4.8%	10.3%	11.8%	12.0%
% of FP17s for the same patient ID Re-attending within 3 months - Adults	777	5,002	15.5%	14.5%	15.3%	15.9%
% of FP17s for the same patient ID Re-attending between 3 & 9 months - Children	614	1,430	42.9%	55.9%	59.1%	58.0%
% of FP17s for the same patient ID Re-attending between 3 & 9 months - Adults	1,692	5,002	33.8%	49.0%	51.5%	50.5%
% of FP17s for Band 1 Urgent Courses	757	6,081	12.4%	8.5%	8.0%	9.0%
% of FP17s Relating to Free Repair or Replacements	9	6,081	0.1%	0.7%	0.8%	0.8%
% of FP17s Relating to Continuations	89	6,081	1.5%	0.9%	1.1%	1.1%
% of Patients satisfied with the dentistry they have received	5	7	N/A	91.4%	91.6%	91.5%
% of Patients satisfied with the time they had to wait for an appointment	6	7	N/A	89.1%	88.3%	87.9%

* This is based on patients treated on this contract for their most recent course of treatment. Figures in italics indicate the base number of FP17s or Patient Questionnaire responses are less than 100. N/A is shown where the base number of responses is less than 10 during the period. % is calculated as Quantity/Base number*100

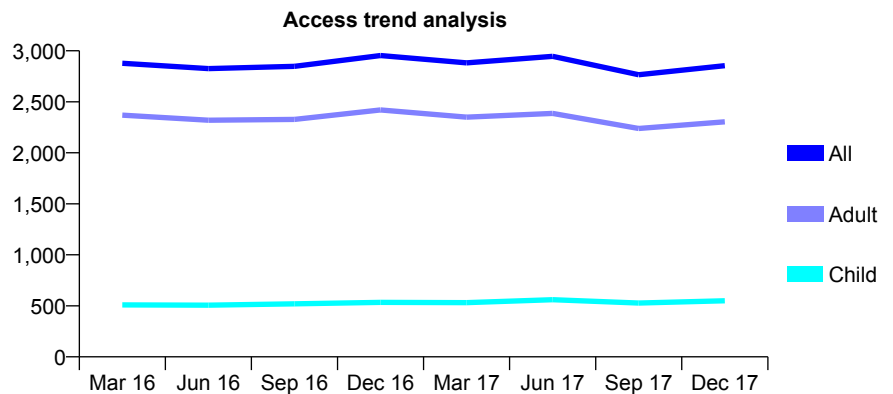
Q57 - Vital Signs At a Glance Contract Report for 140171/0001 - December 2017

Name or company name	The Toothplace Dental Surgery Limited
Contract type name	GDS Contract
Purpose of contract	General
Contract start date	01/12/2010
Contract end date	

17/18 Contracted general activity (UDA)	12,114
Carry forward general activity (UDA)	-36
17/18 Contracted orthodontic activity (UOA)	0
Carry forward orthodontic activity (UOA)	0
Baseline contract value	£381,094.31

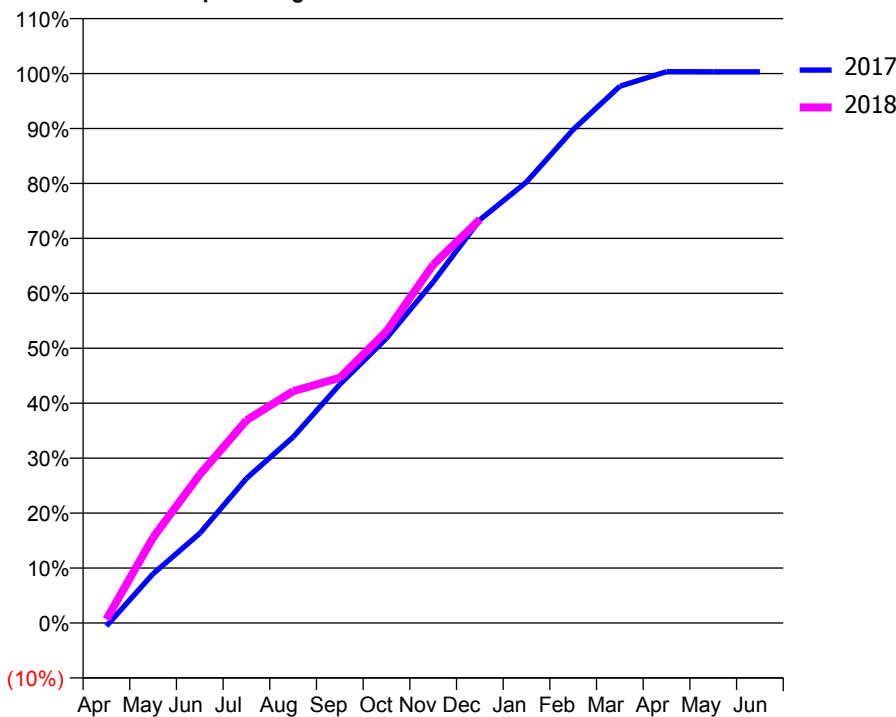
ACCESS*

Patients seen in 24 months	Total	Change since previous quarter
Quarter ending December 2016	2,954	
Quarter ending March 2017	2,882	↓
Quarter ending June 2017	2,946	↑
Quarter ending September 2017	2,765	↓
Quarter ending December 2017	2,854	↑
Variance since December 2016	(3.4%)	↓



ACTIVITY

Cumulative percentage of contracted UDA delivered 2017 & 2018



Month	Adjusted Scheduled Activity (UDA)	
	2017	2018
April	-69	80
May	1,087	1,887
June	1,978	3,274
July	3,189	4,470
August	4,100	5,112
September	5,260	5,409
October	6,278	6,429
November	7,518	7,899
December	8,887	8,898
January	9,724	
February	10,879	
March	11,835	
April	12,153	
May	12,152	
June	12,150	

QUALITY

	Quantity	Base Number	Contract	AT	Region	England
% of FP17s for the same patient ID Re-attending within 3 months - Children	48	586	8.2%	10.3%	11.8%	12.0%
% of FP17s for the same patient ID Re-attending within 3 months - Adults	392	2,689	14.6%	14.5%	15.3%	15.9%
% of FP17s for the same patient ID Re-attending between 3 & 9 months - Children	331	586	56.5%	55.9%	59.1%	58.0%
% of FP17s for the same patient ID Re-attending between 3 & 9 months - Adults	1,502	2,689	55.9%	49.0%	51.5%	50.5%
% of FP17s for Band 1 Urgent Courses	124	3,057	4.1%	8.5%	8.0%	9.0%
% of FP17s Relating to Free Repair or Replacements	16	3,057	0.5%	0.7%	0.8%	0.8%
% of FP17s Relating to Continuations	8	3,057	0.3%	0.9%	1.1%	1.1%
% of Patients satisfied with the dentistry they have received	5	8	N/A	91.4%	91.6%	91.5%
% of Patients satisfied with the time they had to wait for an appointment	8	8	N/A	89.1%	88.3%	87.9%

* This is based on patients treated on this contract for their most recent course of treatment. Figures in italics indicate the base number of FP17s or Patient Questionnaire responses are less than 100. N/A is shown where the base number of responses is less than 10 during the period. % is calculated as Quantity/Base number*100

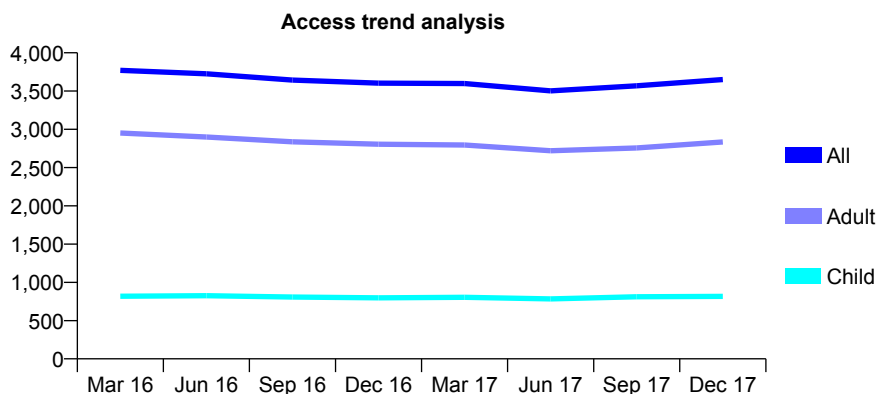
Q57 - Vital Signs At a Glance Contract Report for 142751/0001 - December 2017

Name or company name	Market Square Dental Practice
Contract type name	GDS Contract
Purpose of contract	General
Contract start date	01/09/2010
Contract end date	

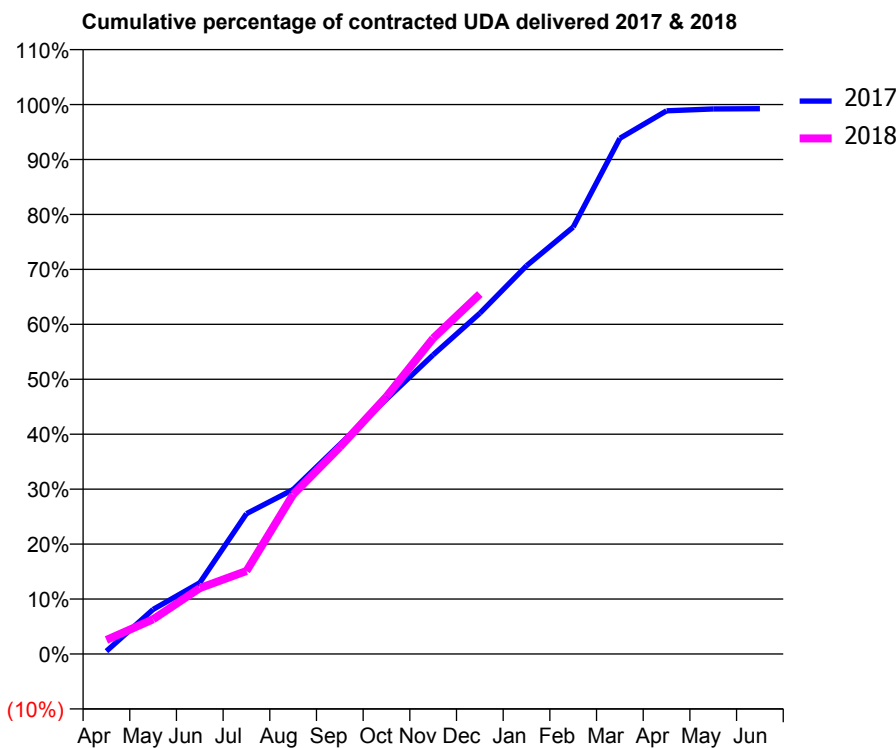
17/18 Contracted general activity (UDA)	10,968
Carry forward general activity (UDA)	82
17/18 Contracted orthodontic activity (UOA)	0
Carry forward orthodontic activity (UOA)	0
Baseline contract value	£295,342.02

ACCESS*

Patients seen in 24 months	Total	Change since previous quarter
Quarter ending December 2016	3,604	
Quarter ending March 2017	3,598	→
Quarter ending June 2017	3,503	↓
Quarter ending September 2017	3,568	→
Quarter ending December 2017	3,650	↑
Variance since December 2016	1.3%	→



ACTIVITY



Month	Adjusted Scheduled Activity (UDA)	
	2017	2018
April	56	281
May	890	694
June	1,423	1,317
July	2,801	1,657
August	3,282	3,186
September	4,184	4,130
October	5,088	5,139
November	5,972	6,302
December	6,800	7,186
January	7,749	
February	8,520	
March	10,294	
April	10,843	
May	10,880	
June	10,886	

QUALITY

	Quantity	Base Number	Contract	AT	Region	England
% of FP17s for the same patient ID Re-attending within 3 months - Children	38	745	5.1%	10.3%	11.8%	12.0%
% of FP17s for the same patient ID Re-attending within 3 months - Adults	249	2,339	10.6%	14.5%	15.3%	15.9%
% of FP17s for the same patient ID Re-attending between 3 & 9 months - Children	344	745	46.2%	55.9%	59.1%	58.0%
% of FP17s for the same patient ID Re-attending between 3 & 9 months - Adults	1,010	2,339	43.2%	49.0%	51.5%	50.5%
% of FP17s for Band 1 Urgent Courses	111	2,908	3.8%	8.5%	8.0%	9.0%
% of FP17s Relating to Free Repair or Replacements	19	2,908	0.7%	0.7%	0.8%	0.8%
% of FP17s Relating to Continuations	28	2,908	1.0%	0.9%	1.1%	1.1%
% of Patients satisfied with the dentistry they have received	4	4	N/A	91.4%	91.6%	91.5%
% of Patients satisfied with the time they had to wait for an appointment	4	4	N/A	89.1%	88.3%	87.9%

* This is based on patients treated on this contract for their most recent course of treatment. Figures in italics indicate the base number of FP17s or Patient Questionnaire responses are less than 100. N/A is shown where the base number of responses is less than 10 during the period. % is calculated as Quantity/Base number*100

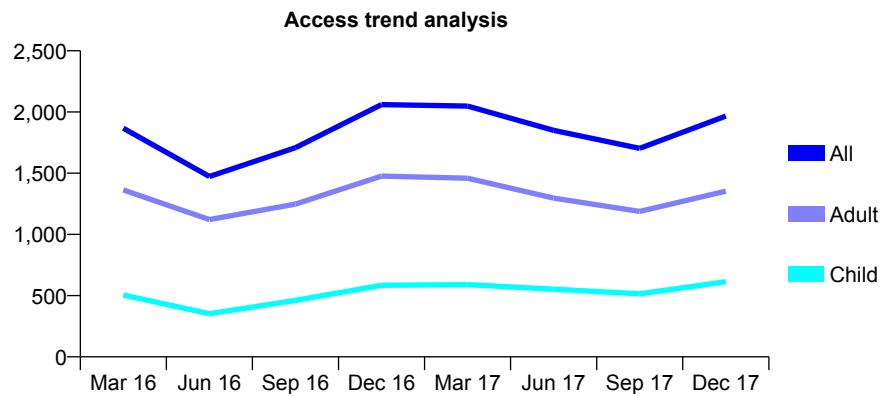
Q57 - Vital Signs At a Glance Contract Report for 143936/0001 - December 2017

Name or company name	Kangi Surgery Ltd
Contract type name	GDS Contract
Purpose of contract	General
Contract start date	01/04/2011
Contract end date	

17/18 Contracted general activity (UDA)	4,813
Carry forward general activity (UDA)	-5
17/18 Contracted orthodontic activity (UOA)	0
Carry forward orthodontic activity (UOA)	0
Baseline contract value	£116,580.25

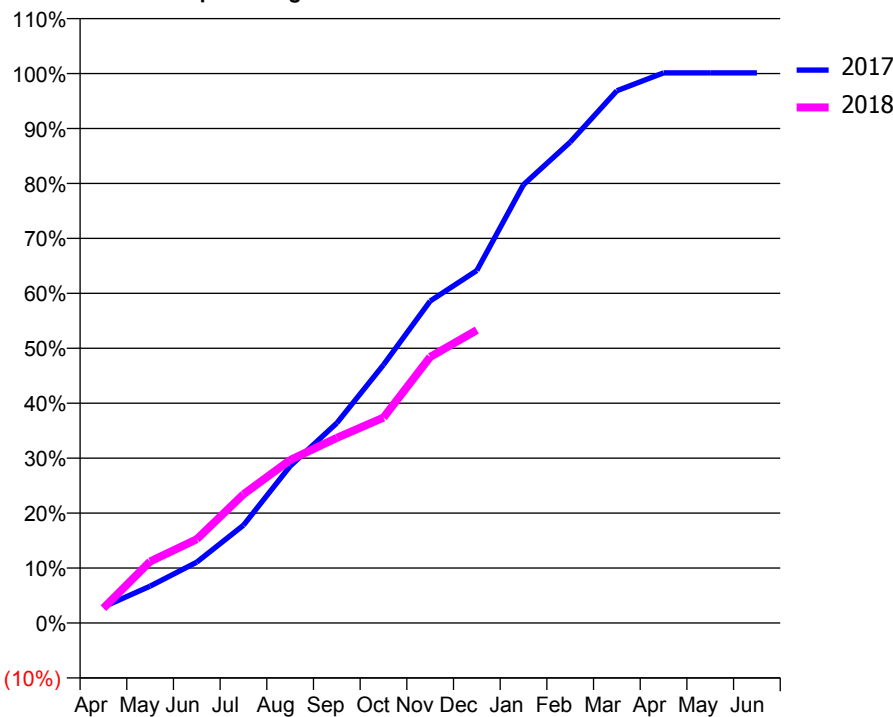
ACCESS*

Patients seen in 24 months	Total	Change since previous quarter
Quarter ending December 2016	2,061	
Quarter ending March 2017	2,049	→
Quarter ending June 2017	1,850	↓
Quarter ending September 2017	1,703	↓
Quarter ending December 2017	1,967	↑
Variance since December 2016	(4.6%)	↓



ACTIVITY

Cumulative percentage of contracted UDA delivered 2017 & 2018



Month	Adjusted Scheduled Activity (UDA)	
	2017	2018
April	141	130
May	323	540
June	533	735
July	856	1,127
August	1,374	1,428
September	1,751	1,621
October	2,262	1,800
November	2,820	2,331
December	3,088	2,566
January	3,839	
February	4,212	
March	4,662	
April	4,818	
May	4,818	
June	4,818	

QUALITY

	Quantity	Base Number	Contract	AT	Region	England
% of FP17s for the same patient ID Re-attending within 3 months - Children	9	583	1.5%	10.3%	11.8%	12.0%
% of FP17s for the same patient ID Re-attending within 3 months - Adults	24	993	2.4%	14.5%	15.3%	15.9%
% of FP17s for the same patient ID Re-attending between 3 & 9 months - Children	99	583	17.0%	55.9%	59.1%	58.0%
% of FP17s for the same patient ID Re-attending between 3 & 9 months - Adults	171	993	17.2%	49.0%	51.5%	50.5%
% of FP17s for Band 1 Urgent Courses	48	1,485	3.2%	8.5%	8.0%	9.0%
% of FP17s Relating to Free Repair or Replacements	3	1,485	0.2%	0.7%	0.8%	0.8%
% of FP17s Relating to Continuations	1	1,485	0.1%	0.9%	1.1%	1.1%
% of Patients satisfied with the dentistry they have received	8	9	N/A	91.4%	91.6%	91.5%
% of Patients satisfied with the time they had to wait for an appointment	8	9	N/A	89.1%	88.3%	87.9%

* This is based on patients treated on this contract for their most recent course of treatment. Figures in italics indicate the base number of FP17s or Patient Questionnaire responses are less than 100. N/A is shown where the base number of responses is less than 10 during the period. % is calculated as Quantity/Base number*100

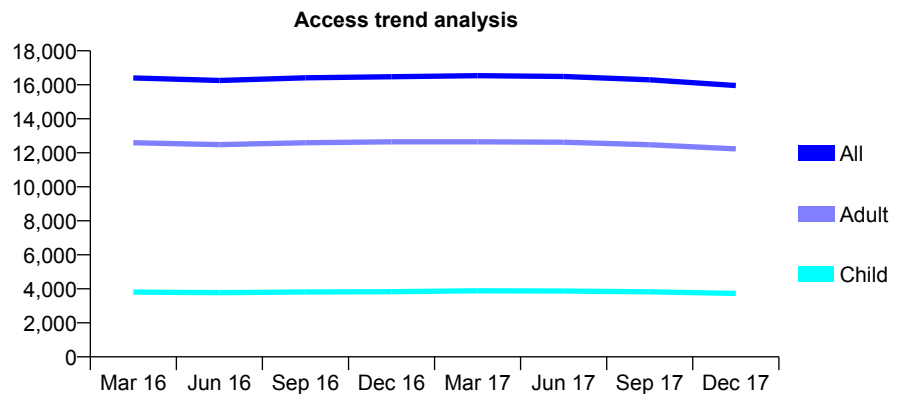
Q57 - Vital Signs At a Glance Contract Report for 145394/0001 - December 2017

Name or company name	Ongar Road Dental Practice
Contract type name	GDS Contract
Purpose of contract	General
Contract start date	01/04/2006
Contract end date	

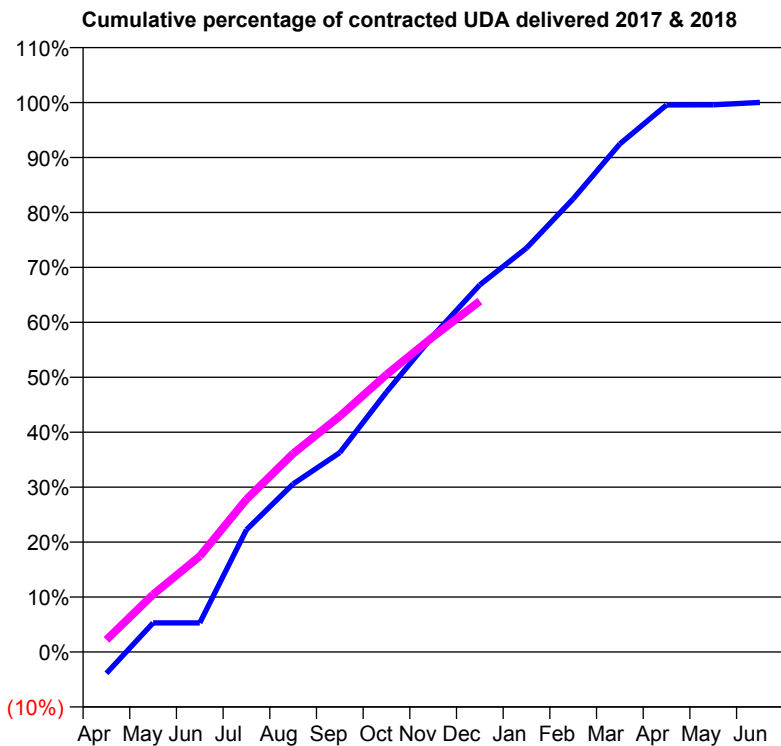
17/18 Contracted general activity (UDA)	43,259
Carry forward general activity (UDA)	-2
17/18 Contracted orthodontic activity (UOA)	0
Carry forward orthodontic activity (UOA)	0
Baseline contract value	£1,077,979.54

ACCESS*

Patients seen in 24 months	Total	Change since previous quarter
Quarter ending December 2016	16,475	
Quarter ending March 2017	16,535	→
Quarter ending June 2017	16,494	→
Quarter ending September 2017	16,295	↓
Quarter ending December 2017	15,957	↓
Variance since December 2016	(3.1%)	↓



ACTIVITY



Month	Adjusted Scheduled Activity (UDA)	
	2017	2018
April	-1,682	965
May	2,298	4,526
June	2,298	7,547
July	9,636	12,025
August	13,229	15,627
September	15,700	18,563
October	20,460	21,837
November	24,900	24,817
December	28,905	27,624
January	31,800	
February	35,677	
March	39,999	
April	43,062	
May	43,073	
June	43,260	

QUALITY

	Quantity	Base Number	Contract	AT	Region	England
% of FP17s for the same patient ID Re-attending within 3 months - Children	231	3,609	6.4%	10.3%	11.8%	12.0%
% of FP17s for the same patient ID Re-attending within 3 months - Adults	1,431	10,942	13.1%	14.5%	15.3%	15.9%
% of FP17s for the same patient ID Re-attending between 3 & 9 months - Children	2,131	3,609	59.0%	55.9%	59.1%	58.0%
% of FP17s for the same patient ID Re-attending between 3 & 9 months - Adults	5,678	10,942	51.9%	49.0%	51.5%	50.5%
% of FP17s for Band 1 Urgent Courses	1,014	13,233	7.7%	8.5%	8.0%	9.0%
% of FP17s Relating to Free Repair or Replacements	176	13,233	1.3%	0.7%	0.8%	0.8%
% of FP17s Relating to Continuations	127	13,233	1.0%	0.9%	1.1%	1.1%
% of Patients satisfied with the dentistry they have received	17	18	94.4%	91.4%	91.6%	91.5%
% of Patients satisfied with the time they had to wait for an appointment	16	18	88.9%	89.1%	88.3%	87.9%

* This is based on patients treated on this contract for their most recent course of treatment. Figures in italics indicate the base number of FP17s or Patient Questionnaire responses are less than 100. N/A is shown where the base number of responses is less than 10 during the period. % is calculated as Quantity/Base number*100

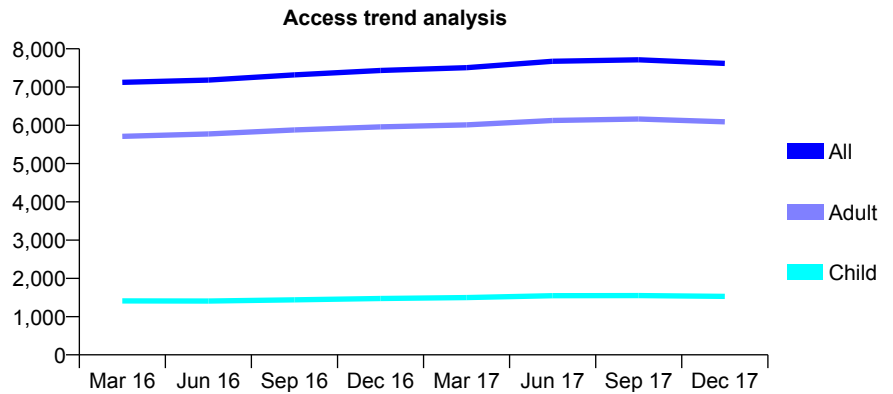
Q57 - Vital Signs At a Glance Contract Report for 146994/0001 - December 2017

Name or company name	Ms N Ahmed
Contract type name	GDS Contract
Purpose of contract	General
Contract start date	01/04/2011
Contract end date	

17/18 Contracted general activity (UDA)	20,028
Carry forward general activity (UDA)	0
17/18 Contracted orthodontic activity (UOA)	0
Carry forward orthodontic activity (UOA)	0
Baseline contract value	£491,215.74

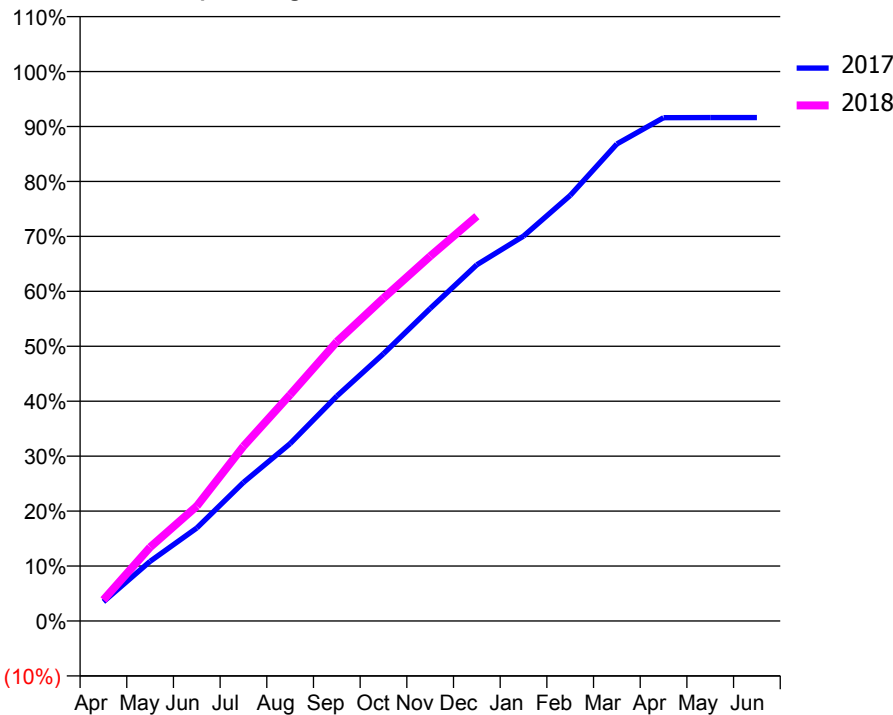
ACCESS*

Patients seen in 24 months	Total	Change since previous quarter
Quarter ending December 2016	7,432	
Quarter ending March 2017	7,508	→
Quarter ending June 2017	7,673	↑
Quarter ending September 2017	7,714	→
Quarter ending December 2017	7,617	↓
Variance since December 2016	2.5%	↑



ACTIVITY

Cumulative percentage of contracted UDA delivered 2017 & 2018



Month	Adjusted Scheduled Activity (UDA)	
	2017	2018
April	858	771
May	2,665	2,691
June	4,153	4,185
July	6,188	6,369
August	7,918	8,250
September	10,041	10,181
October	11,929	11,770
November	13,948	13,296
December	15,899	14,755
January	17,179	
February	18,996	
March	21,293	
April	22,467	
May	22,470	
June	22,470	

QUALITY

	Quantity	Base Number	Contract	AT	Region	England
% of FP17s for the same patient ID Re-attending within 3 months - Children	122	1,813	6.7%	10.3%	11.8%	12.0%
% of FP17s for the same patient ID Re-attending within 3 months - Adults	810	6,406	12.6%	14.5%	15.3%	15.9%
% of FP17s for the same patient ID Re-attending between 3 & 9 months - Children	1,214	1,813	67.0%	55.9%	59.1%	58.0%
% of FP17s for the same patient ID Re-attending between 3 & 9 months - Adults	4,007	6,406	62.6%	49.0%	51.5%	50.5%
% of FP17s for Band 1 Urgent Courses	397	7,676	5.2%	8.5%	8.0%	9.0%
% of FP17s Relating to Free Repair or Replacements	103	7,676	1.3%	0.7%	0.8%	0.8%
% of FP17s Relating to Continuations	102	7,676	1.3%	0.9%	1.1%	1.1%
% of Patients satisfied with the dentistry they have received	9	9	N/A	91.4%	91.6%	91.5%
% of Patients satisfied with the time they had to wait for an appointment	9	9	N/A	89.1%	88.3%	87.9%

* This is based on patients treated on this contract for their most recent course of treatment. Figures in italics indicate the base number of FP17s or Patient Questionnaire responses are less than 100. N/A is shown where the base number of responses is less than 10 during the period. % is calculated as Quantity/Base number*100

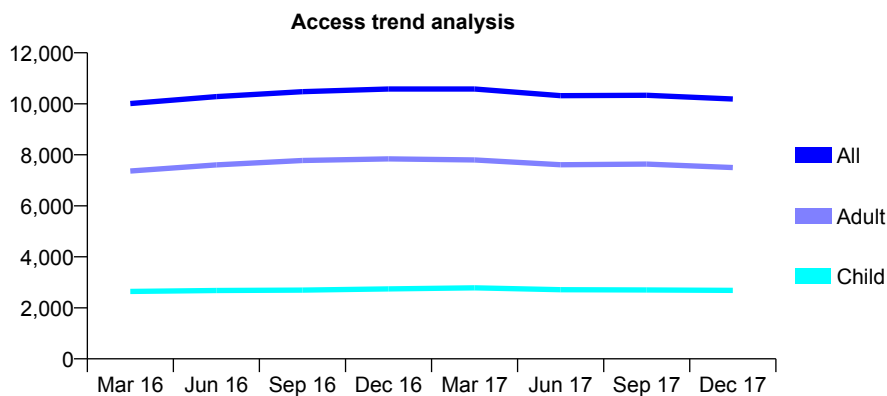
Q57 - Vital Signs At a Glance Contract Report for 147923/0001 - December 2017

Name or company name	Southend Dental Care
Contract type name	PDS Plus Contract
Purpose of contract	General
Contract start date	01/12/2011
Contract end date	31/03/2018

17/18 Contracted general activity (UDA)	28,000
Carry forward general activity (UDA)	168
17/18 Contracted orthodontic activity (UOA)	0
Carry forward orthodontic activity (UOA)	0
Baseline contract value	£646,260.27

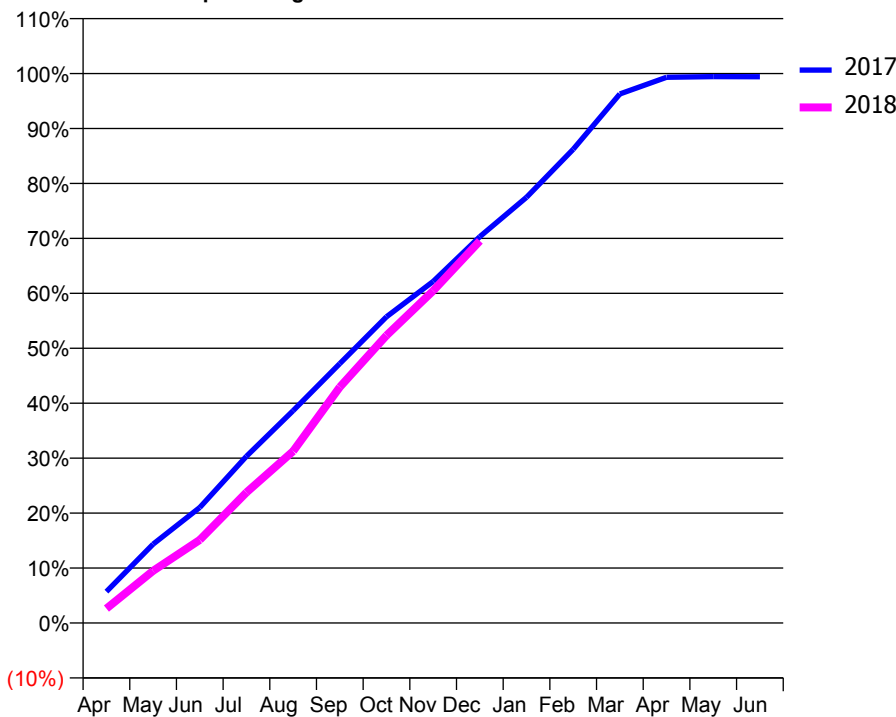
ACCESS*

Patients seen in 24 months	Total	Change since previous quarter
Quarter ending December 2016	10,581	
Quarter ending March 2017	10,579	→
Quarter ending June 2017	10,318	↓
Quarter ending September 2017	10,335	→
Quarter ending December 2017	10,188	↓
Variance since December 2016	(3.7%)	↓



ACTIVITY

Cumulative percentage of contracted UDA delivered 2017 & 2018



Month	Adjusted Scheduled Activity (UDA)	
	2017	2018
April	1,599	737
May	4,022	2,657
June	5,886	4,233
July	8,499	6,655
August	10,818	8,755
September	13,222	12,021
October	15,607	14,653
November	17,401	16,930
December	19,685	19,468
January	21,690	
February	24,142	
March	26,959	
April	27,804	
May	27,843	
June	27,832	

QUALITY

	Quantity	Base Number	Contract	AT	Region	England
% of FP17s for the same patient ID Re-attending within 3 months - Children	265	2,528	10.5%	10.3%	11.8%	12.0%
% of FP17s for the same patient ID Re-attending within 3 months - Adults	1,032	6,345	16.3%	14.5%	15.3%	15.9%
% of FP17s for the same patient ID Re-attending between 3 & 9 months - Children	1,262	2,528	49.9%	55.9%	59.1%	58.0%
% of FP17s for the same patient ID Re-attending between 3 & 9 months - Adults	2,757	6,345	43.5%	49.0%	51.5%	50.5%
% of FP17s for Band 1 Urgent Courses	905	8,478	10.7%	8.5%	8.0%	9.0%
% of FP17s Relating to Free Repair or Replacements	11	8,478	0.1%	0.7%	0.8%	0.8%
% of FP17s Relating to Continuations	15	8,478	0.2%	0.9%	1.1%	1.1%
% of Patients satisfied with the dentistry they have received	14	15	93.3%	91.4%	91.6%	91.5%
% of Patients satisfied with the time they had to wait for an appointment	13	15	86.7%	89.1%	88.3%	87.9%

* This is based on patients treated on this contract for their most recent course of treatment. Figures in italics indicate the base number of FP17s or Patient Questionnaire responses are less than 100. N/A is shown where the base number of responses is less than 10 during the period. % is calculated as Quantity/Base number*100

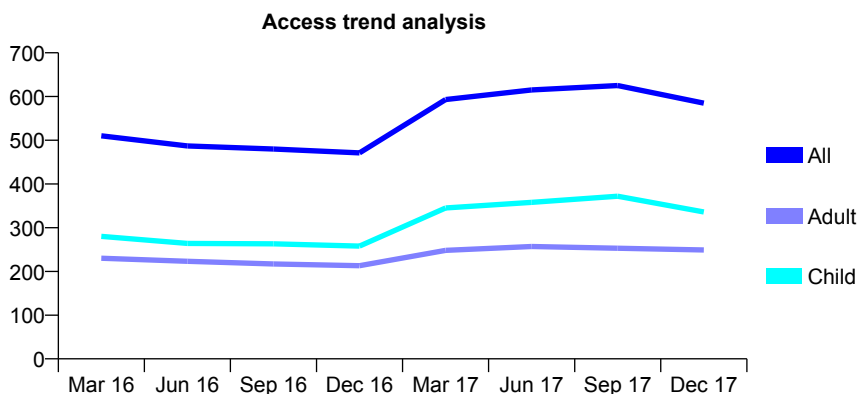
Q57 - Vital Signs At a Glance Contract Report for 150843/0001 - December 2017

Name or company name	MJ Dooley (Dental Surgeon) Ltd
Contract type name	GDS Contract
Purpose of contract	General
Contract start date	01/11/2010
Contract end date	

17/18 Contracted general activity (UDA)	1,100
Carry forward general activity (UDA)	-3
17/18 Contracted orthodontic activity (UOA)	0
Carry forward orthodontic activity (UOA)	0
Baseline contract value	£24,419.72

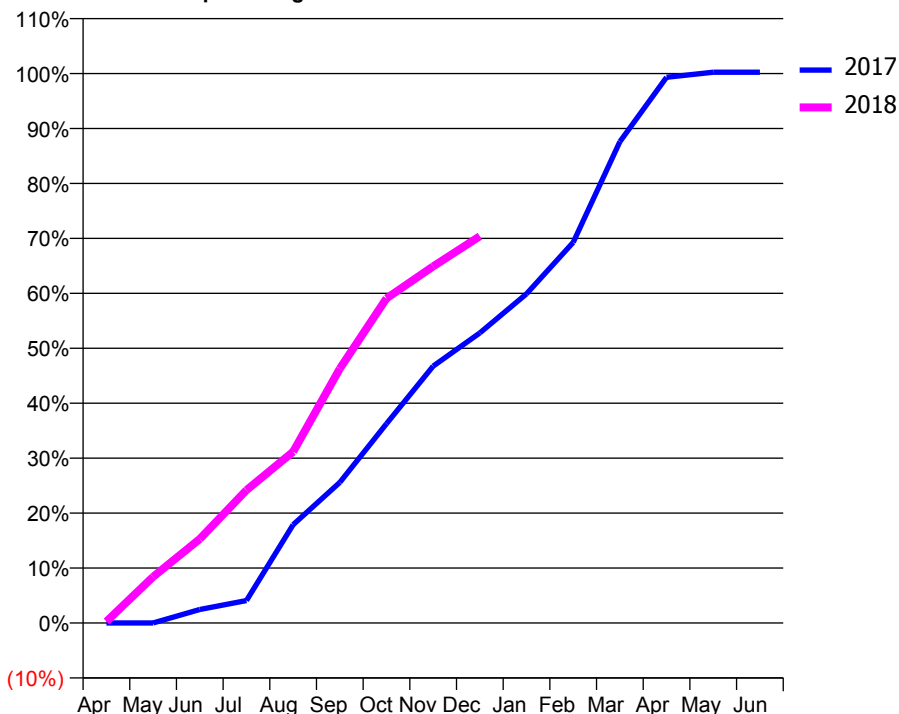
ACCESS*

Patients seen in 24 months	Total	Change since previous quarter
Quarter ending December 2016	471	
Quarter ending March 2017	593	↑
Quarter ending June 2017	615	↑
Quarter ending September 2017	625	→
Quarter ending December 2017	585	↓
Variance since December 2016	24.2%	↑



ACTIVITY

Cumulative percentage of contracted UDA delivered 2017 & 2018



Month	Adjusted Scheduled Activity (UDA)	
	2017	2018
April	0	3
May	0	93
June	27	168
July	45	266
August	197	343
September	281	509
October	399	650
November	514	714
December	581	774
January	659	
February	762	
March	964	
April	1,092	
May	1,103	
June	1,103	

QUALITY

	Quantity	Base Number	Contract	AT	Region	England
% of FP17s for the same patient ID Re-attending within 3 months - Children	9	330	2.7%	10.3%	11.8%	12.0%
% of FP17s for the same patient ID Re-attending within 3 months - Adults	27	188	14.4%	14.5%	15.3%	15.9%
% of FP17s for the same patient ID Re-attending between 3 & 9 months - Children	153	330	46.4%	55.9%	59.1%	58.0%
% of FP17s for the same patient ID Re-attending between 3 & 9 months - Adults	73	188	38.8%	49.0%	51.5%	50.5%
% of FP17s for Band 1 Urgent Courses	37	432	8.6%	8.5%	8.0%	9.0%
% of FP17s Relating to Free Repair or Replacements	0	432	0.0%	0.7%	0.8%	0.8%
% of FP17s Relating to Continuations	0	432	0.0%	0.9%	1.1%	1.1%
% of Patients satisfied with the dentistry they have received	1	1	N/A	91.4%	91.6%	91.5%
% of Patients satisfied with the time they had to wait for an appointment	1	1	N/A	89.1%	88.3%	87.9%

* This is based on patients treated on this contract for their most recent course of treatment. Figures in italics indicate the base number of FP17s or Patient Questionnaire responses are less than 100. N/A is shown where the base number of responses is less than 10 during the period. % is calculated as Quantity/Base number*100

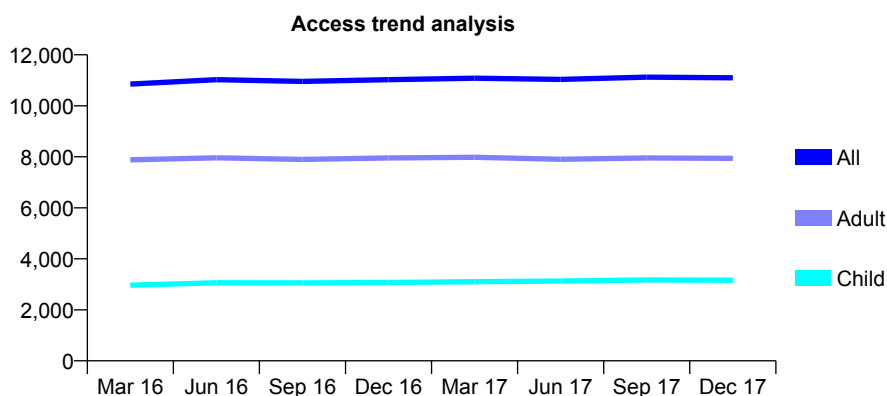
Q57 - Vital Signs At a Glance Contract Report for 155152/0001 - December 2017

Name or company name	Amar Dave and Rahul Patel & Basildon Dei
Contract type name	GDS Contract
Purpose of contract	General
Contract start date	01/04/2014
Contract end date	

17/18 Contracted general activity (UDA)	31,000
Carry forward general activity (UDA)	-239
17/18 Contracted orthodontic activity (UOA)	0
Carry forward orthodontic activity (UOA)	0
Baseline contract value	£832,775.26

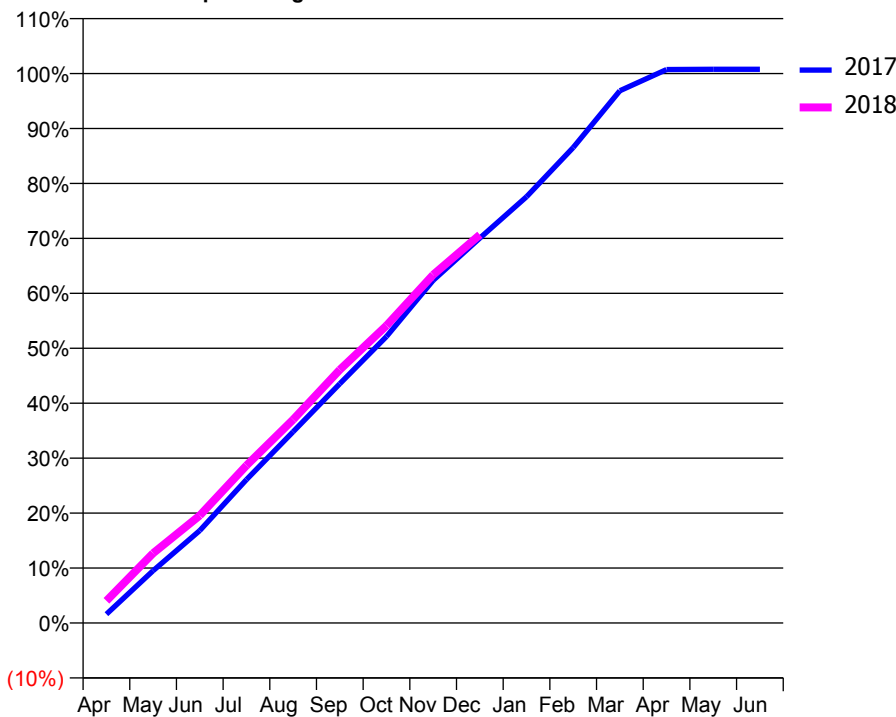
ACCESS*

Patients seen in 24 months	Total	Change since previous quarter
Quarter ending December 2016	11,023	
Quarter ending March 2017	11,084	→
Quarter ending June 2017	11,037	→
Quarter ending September 2017	11,123	→
Quarter ending December 2017	11,100	→
Variance since December 2016	0.7%	→



ACTIVITY

Cumulative percentage of contracted UDA delivered 2017 & 2018



Month	Adjusted Scheduled Activity (UDA)	
	2017	2018
April	501	1,253
May	2,952	3,940
June	5,219	6,067
July	8,089	8,886
August	10,789	11,480
September	13,502	14,286
October	16,162	16,781
November	19,326	19,646
December	21,711	21,901
January	24,047	
February	26,823	
March	30,026	
April	31,222	
May	31,239	
June	31,239	

QUALITY

	Quantity	Base Number	Contract	AT	Region	England
% of FP17s for the same patient ID Re-attending within 3 months - Children	215	3,392	6.3%	10.3%	11.8%	12.0%
% of FP17s for the same patient ID Re-attending within 3 months - Adults	838	7,360	11.4%	14.5%	15.3%	15.9%
% of FP17s for the same patient ID Re-attending between 3 & 9 months - Children	2,068	3,392	61.0%	55.9%	59.1%	58.0%
% of FP17s for the same patient ID Re-attending between 3 & 9 months - Adults	3,745	7,360	50.9%	49.0%	51.5%	50.5%
% of FP17s for Band 1 Urgent Courses	631	10,332	6.1%	8.5%	8.0%	9.0%
% of FP17s Relating to Free Repair or Replacements	47	10,332	0.5%	0.7%	0.8%	0.8%
% of FP17s Relating to Continuations	97	10,332	0.9%	0.9%	1.1%	1.1%
% of Patients satisfied with the dentistry they have received	15	17	88.2%	91.4%	91.6%	91.5%
% of Patients satisfied with the time they had to wait for an appointment	16	17	94.1%	89.1%	88.3%	87.9%

* This is based on patients treated on this contract for their most recent course of treatment. Figures in italics indicate the base number of FP17s or Patient Questionnaire responses are less than 100. N/A is shown where the base number of responses is less than 10 during the period. % is calculated as Quantity/Base number*100

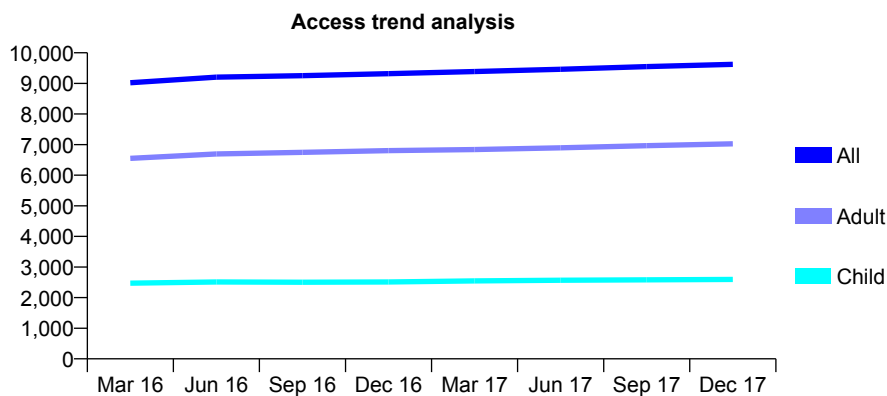
Q57 - Vital Signs At a Glance Contract Report for 157155/0002 - December 2017

Name or company name	Inspire Dental Eastwood Ltd
Contract type name	GDS Contract
Purpose of contract	General
Contract start date	01/09/2007
Contract end date	

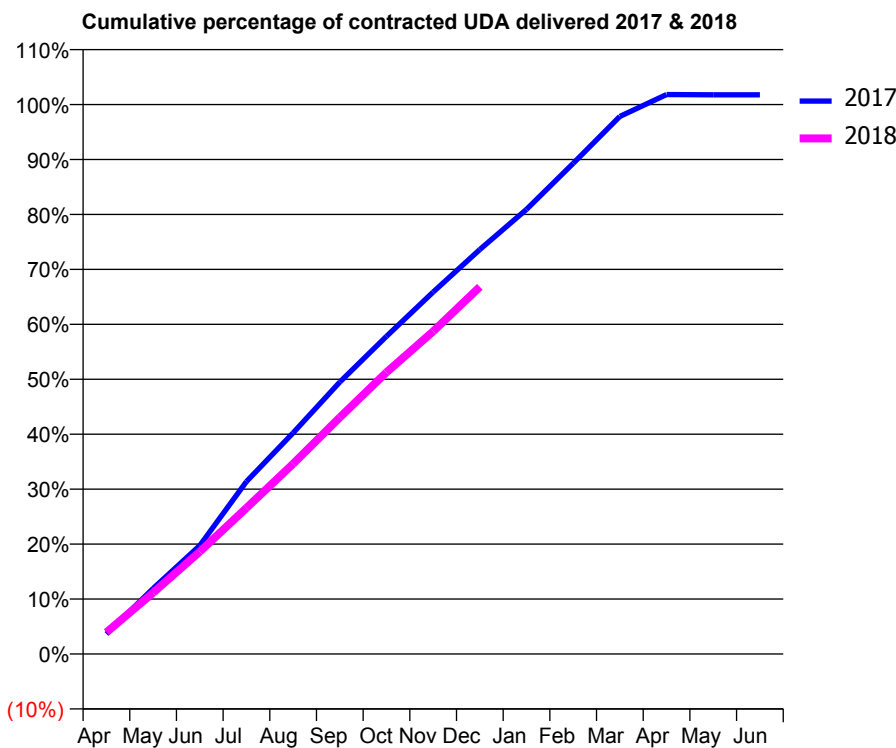
17/18 Contracted general activity (UDA)	32,838
Carry forward general activity (UDA)	-577
17/18 Contracted orthodontic activity (UOA)	0
Carry forward orthodontic activity (UOA)	0
Baseline contract value	£924,126.06

ACCESS*

Patients seen in 24 months	Total	Change since previous quarter
Quarter ending December 2016	9,317	
Quarter ending March 2017	9,386	→
Quarter ending June 2017	9,463	→
Quarter ending September 2017	9,548	→
Quarter ending December 2017	9,621	→
Variance since December 2016	3.3%	↑



ACTIVITY



Month	Adjusted Scheduled Activity (UDA)	
	2017	2018
April	1,196	1,298
May	3,913	3,660
June	6,479	6,115
July	10,308	8,729
August	13,215	11,368
September	16,255	14,138
October	18,982	16,832
November	21,630	19,283
December	24,177	21,938
January	26,570	
February	29,321	
March	32,128	
April	33,436	
May	33,421	
June	33,415	

QUALITY

	Quantity	Base Number	Contract	AT	Region	England
% of FP17s for the same patient ID Re-attending within 3 months - Children	153	2,698	5.7%	10.3%	11.8%	12.0%
% of FP17s for the same patient ID Re-attending within 3 months - Adults	645	6,528	9.9%	14.5%	15.3%	15.9%
% of FP17s for the same patient ID Re-attending between 3 & 9 months - Children	1,579	2,698	58.5%	55.9%	59.1%	58.0%
% of FP17s for the same patient ID Re-attending between 3 & 9 months - Adults	3,520	6,528	53.9%	49.0%	51.5%	50.5%
% of FP17s for Band 1 Urgent Courses	427	8,751	4.9%	8.5%	8.0%	9.0%
% of FP17s Relating to Free Repair or Replacements	44	8,751	0.5%	0.7%	0.8%	0.8%
% of FP17s Relating to Continuations	37	8,751	0.4%	0.9%	1.1%	1.1%
% of Patients satisfied with the dentistry they have received	12	12	100.0%	91.4%	91.6%	91.5%
% of Patients satisfied with the time they had to wait for an appointment	11	12	91.7%	89.1%	88.3%	87.9%

* This is based on patients treated on this contract for their most recent course of treatment. Figures in italics indicate the base number of FP17s or Patient Questionnaire responses are less than 100. N/A is shown where the base number of responses is less than 10 during the period. % is calculated as Quantity/Base number*100

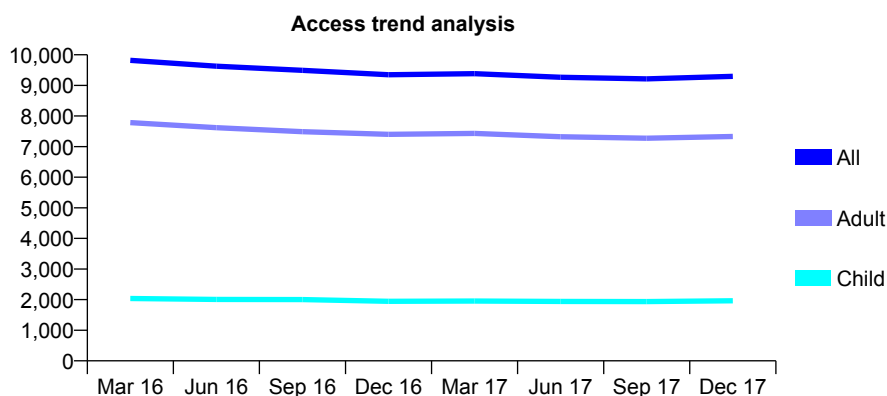
Q57 - Vital Signs At a Glance Contract Report for 157376/0001 - December 2017

Name or company name	Mr R Patel and Associates
Contract type name	GDS Contract
Purpose of contract	General
Contract start date	01/09/2011
Contract end date	

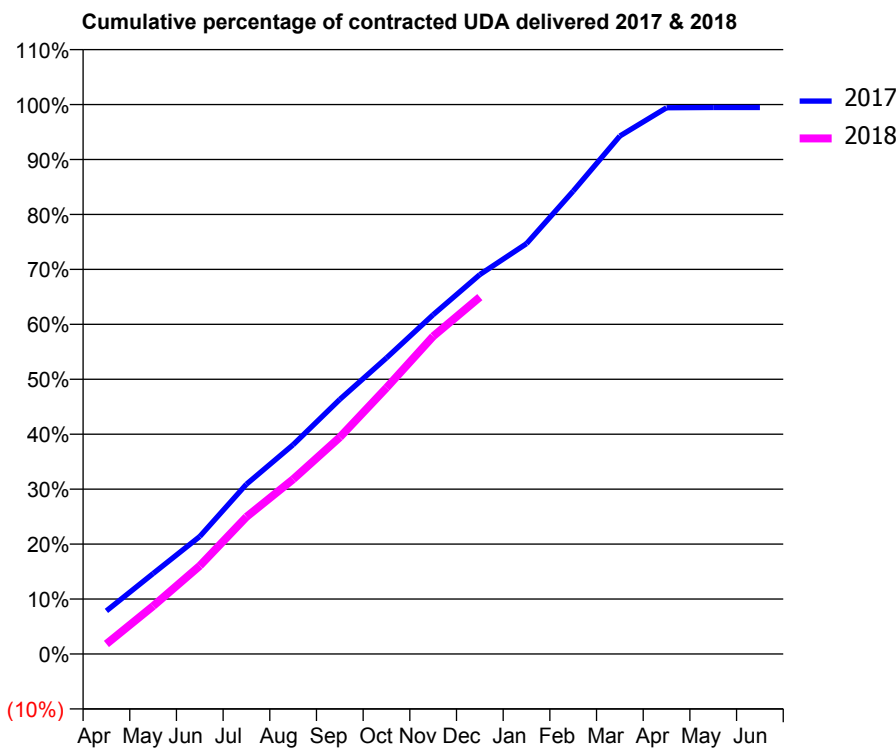
17/18 Contracted general activity (UDA)	27,231
Carry forward general activity (UDA)	0
17/18 Contracted orthodontic activity (UOA)	0
Carry forward orthodontic activity (UOA)	0
Baseline contract value	£854,648.02

ACCESS*

Patients seen in 24 months	Total	Change since previous quarter
Quarter ending December 2016	9,349	
Quarter ending March 2017	9,385	→
Quarter ending June 2017	9,264	↓
Quarter ending September 2017	9,213	→
Quarter ending December 2017	9,295	→
Variance since December 2016	(0.6%)	→



ACTIVITY



Month	Adjusted Scheduled Activity (UDA)	
	2017	2018
April	2,140	500
May	3,986	2,377
June	5,826	4,369
July	8,416	6,796
August	10,374	8,663
September	12,620	10,743
October	14,671	13,194
November	16,812	15,746
December	18,802	17,687
January	20,338	
February	22,940	
March	25,666	
April	27,072	
May	27,082	
June	27,082	

QUALITY

	Quantity	Base Number	Contract	AT	Region	England
% of FP17s for the same patient ID Re-attending within 3 months - Children	128	2,322	5.5%	10.3%	11.8%	12.0%
% of FP17s for the same patient ID Re-attending within 3 months - Adults	1,164	8,661	13.4%	14.5%	15.3%	15.9%
% of FP17s for the same patient ID Re-attending between 3 & 9 months - Children	1,561	2,322	67.2%	55.9%	59.1%	58.0%
% of FP17s for the same patient ID Re-attending between 3 & 9 months - Adults	5,459	8,661	63.0%	49.0%	51.5%	50.5%
% of FP17s for Band 1 Urgent Courses	834	10,217	8.2%	8.5%	8.0%	9.0%
% of FP17s Relating to Free Repair or Replacements	39	10,217	0.4%	0.7%	0.8%	0.8%
% of FP17s Relating to Continuations	150	10,217	1.5%	0.9%	1.1%	1.1%
% of Patients satisfied with the dentistry they have received	12	15	80.0%	91.4%	91.6%	91.5%
% of Patients satisfied with the time they had to wait for an appointment	13	15	86.7%	89.1%	88.3%	87.9%

* This is based on patients treated on this contract for their most recent course of treatment. Figures in italics indicate the base number of FP17s or Patient Questionnaire responses are less than 100. N/A is shown where the base number of responses is less than 10 during the period. % is calculated as Quantity/Base number*100

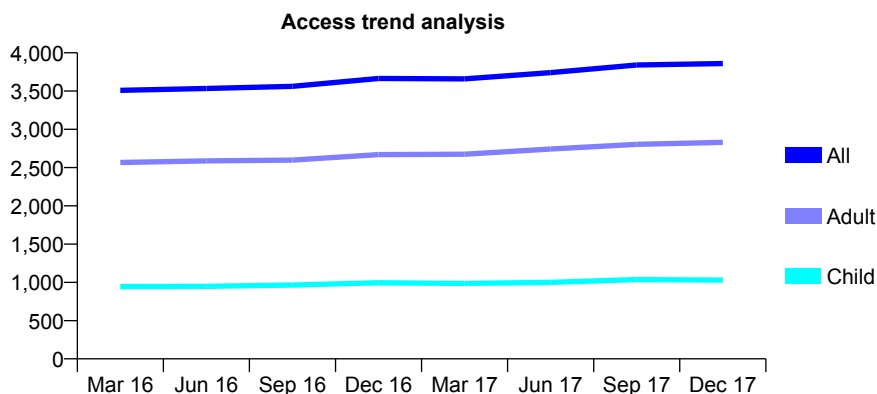
Q57 - Vital Signs At a Glance Contract Report for 157910/0001 - December 2017

Name or company name	Datta and Najefi
Contract type name	GDS Contract
Purpose of contract	General
Contract start date	01/04/2006
Contract end date	

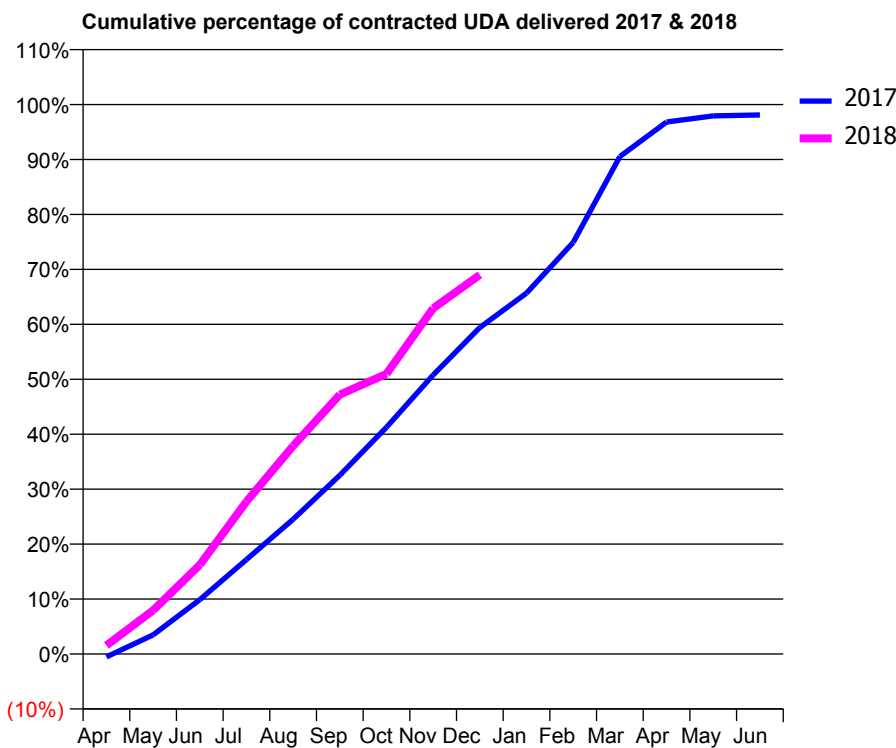
17/18 Contracted general activity (UDA)	9,642
Carry forward general activity (UDA)	183
17/18 Contracted orthodontic activity (UOA)	0
Carry forward orthodontic activity (UOA)	0
Baseline contract value	£240,057.34

ACCESS*

Patients seen in 24 months	Total	Change since previous quarter
Quarter ending December 2016	3,664	
Quarter ending March 2017	3,660	→
Quarter ending June 2017	3,741	↑
Quarter ending September 2017	3,840	↑
Quarter ending December 2017	3,859	→
Variance since December 2016	5.3%	↑



ACTIVITY



Month	Adjusted Scheduled Activity (UDA)	
	2017	2018
April	-54	151
May	336	767
June	953	1,564
July	1,659	2,675
August	2,365	3,650
September	3,138	4,553
October	3,978	4,916
November	4,897	6,066
December	5,729	6,654
January	6,332	
February	7,222	
March	8,728	
April	9,335	
May	9,442	
June	9,459	

QUALITY

	Quantity	Base Number	Contract	AT	Region	England
% of FP17s for the same patient ID Re-attending within 3 months - Children	59	800	7.4%	10.3%	11.8%	12.0%
% of FP17s for the same patient ID Re-attending within 3 months - Adults	358	2,341	15.3%	14.5%	15.3%	15.9%
% of FP17s for the same patient ID Re-attending between 3 & 9 months - Children	302	800	37.8%	55.9%	59.1%	58.0%
% of FP17s for the same patient ID Re-attending between 3 & 9 months - Adults	827	2,341	35.3%	49.0%	51.5%	50.5%
% of FP17s for Band 1 Urgent Courses	300	2,874	10.4%	8.5%	8.0%	9.0%
% of FP17s Relating to Free Repair or Replacements	58	2,874	2.0%	0.7%	0.8%	0.8%
% of FP17s Relating to Continuations	42	2,874	1.5%	0.9%	1.1%	1.1%
% of Patients satisfied with the dentistry they have received	2	2	N/A	91.4%	91.6%	91.5%
% of Patients satisfied with the time they had to wait for an appointment	2	2	N/A	89.1%	88.3%	87.9%

* This is based on patients treated on this contract for their most recent course of treatment. Figures in italics indicate the base number of FP17s or Patient Questionnaire responses are less than 100. N/A is shown where the base number of responses is less than 10 during the period. % is calculated as Quantity/Base number*100

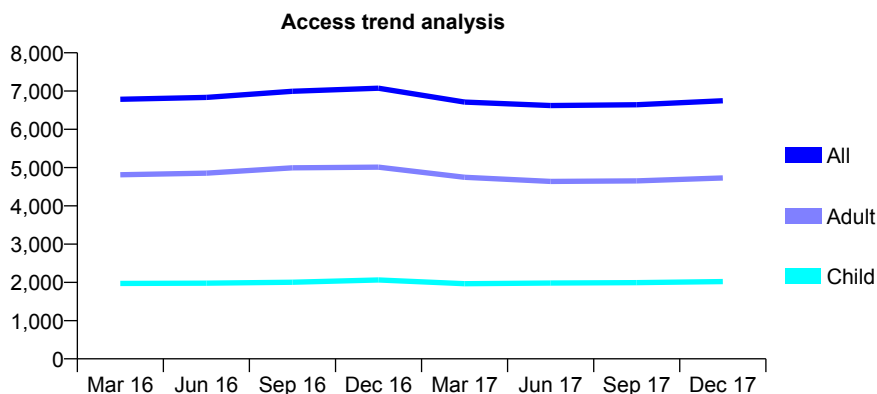
Q57 - Vital Signs At a Glance Contract Report for 158283/0002 - December 2017

Name or company name	Inspire Dental Eastwood Ltd
Contract type name	GDS Contract
Purpose of contract	General
Contract start date	01/09/2007
Contract end date	

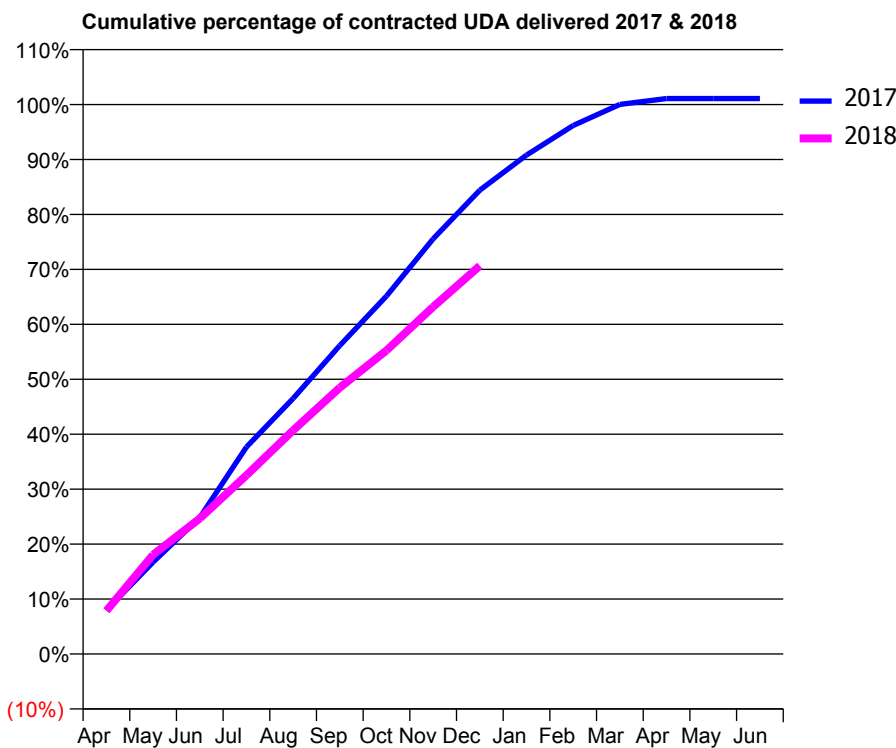
17/18 Contracted general activity (UDA)	21,000
Carry forward general activity (UDA)	-229
17/18 Contracted orthodontic activity (UOA)	0
Carry forward orthodontic activity (UOA)	0
Baseline contract value	£568,734.48

ACCESS*

Patients seen in 24 months	Total	Change since previous quarter
Quarter ending December 2016	7,073	
Quarter ending March 2017	6,711	↓
Quarter ending June 2017	6,621	↓
Quarter ending September 2017	6,642	→
Quarter ending December 2017	6,747	→
Variance since December 2016	(4.6%)	↓



ACTIVITY



Month	Adjusted Scheduled Activity (UDA)	
	2017	2018
April	1,676	1,654
May	3,512	3,792
June	5,216	5,178
July	7,910	6,832
August	9,767	8,547
September	11,790	10,177
October	13,682	11,603
November	15,868	13,266
December	17,726	14,838
January	19,067	
February	20,199	
March	21,003	
April	21,228	
May	21,228	
June	21,229	

QUALITY

	Quantity	Base Number	Contract	AT	Region	England
% of FP17s for the same patient ID Re-attending within 3 months - Children	90	2,247	4.0%	10.3%	11.8%	12.0%
% of FP17s for the same patient ID Re-attending within 3 months - Adults	343	4,645	7.4%	14.5%	15.3%	15.9%
% of FP17s for the same patient ID Re-attending between 3 & 9 months - Children	1,409	2,247	62.7%	55.9%	59.1%	58.0%
% of FP17s for the same patient ID Re-attending between 3 & 9 months - Adults	2,492	4,645	53.6%	49.0%	51.5%	50.5%
% of FP17s for Band 1 Urgent Courses	331	6,778	4.9%	8.5%	8.0%	9.0%
% of FP17s Relating to Free Repair or Replacements	18	6,778	0.3%	0.7%	0.8%	0.8%
% of FP17s Relating to Continuations	19	6,778	0.3%	0.9%	1.1%	1.1%
% of Patients satisfied with the dentistry they have received	9	10	90.0%	91.4%	91.6%	91.5%
% of Patients satisfied with the time they had to wait for an appointment	10	10	100.0%	89.1%	88.3%	87.9%

* This is based on patients treated on this contract for their most recent course of treatment. Figures in italics indicate the base number of FP17s or Patient Questionnaire responses are less than 100. N/A is shown where the base number of responses is less than 10 during the period. % is calculated as Quantity/Base number*100

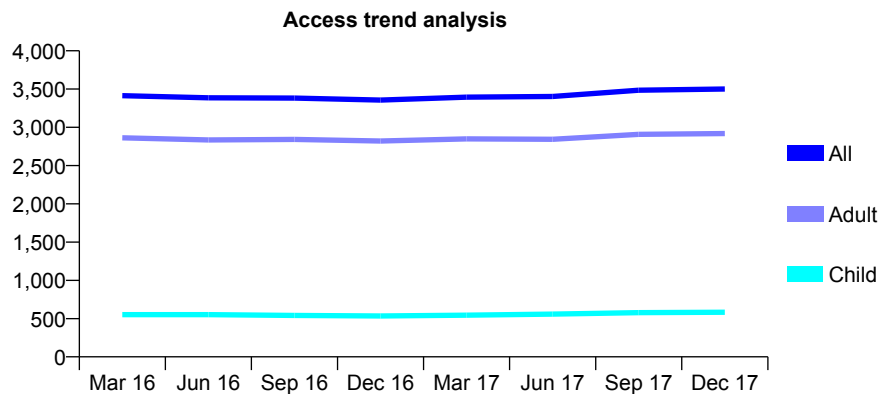
Q57 - Vital Signs At a Glance Contract Report for 158321/0001 - December 2017

Name or company name	Carmelite Dental Practice
Contract type name	GDS Contract
Purpose of contract	General
Contract start date	01/04/2006
Contract end date	

17/18 Contracted general activity (UDA)	10,298
Carry forward general activity (UDA)	0
17/18 Contracted orthodontic activity (UOA)	0
Carry forward orthodontic activity (UOA)	0
Baseline contract value	£252,759.56

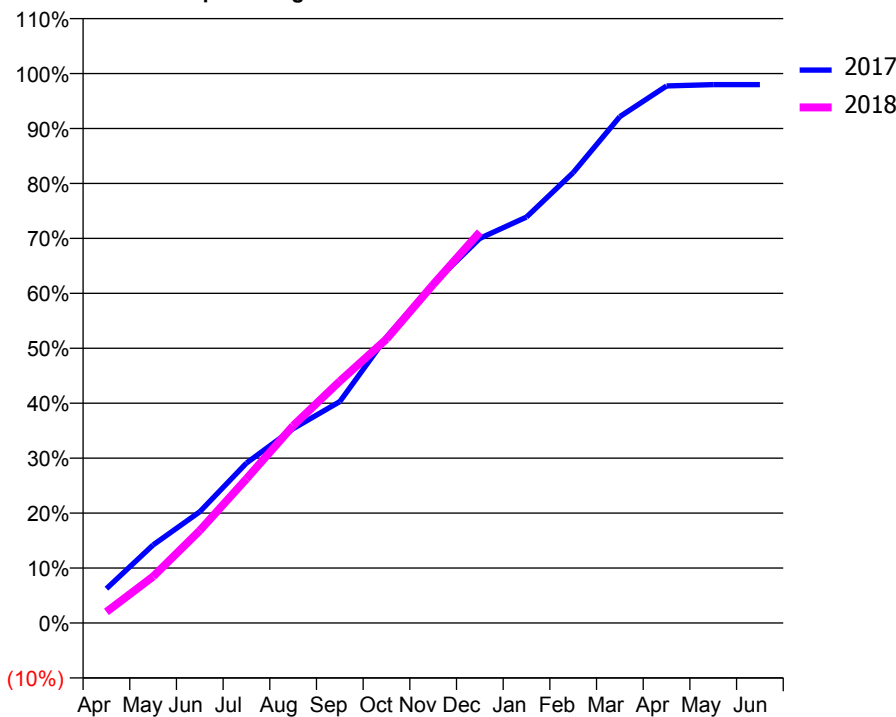
ACCESS*

Patients seen in 24 months	Total	Change since previous quarter
Quarter ending December 2016	3,356	
Quarter ending March 2017	3,394	→
Quarter ending June 2017	3,403	→
Quarter ending September 2017	3,485	↑
Quarter ending December 2017	3,501	→
Variance since December 2016	4.3%	↑



ACTIVITY

Cumulative percentage of contracted UDA delivered 2017 & 2018



Month	Adjusted Scheduled Activity (UDA)	
	2017	2018
April	644	208
May	1,463	872
June	2,085	1,732
July	2,997	2,703
August	3,643	3,697
September	4,150	4,532
October	5,356	5,321
November	6,355	6,343
December	7,207	7,325
January	7,608	
February	8,440	
March	9,489	
April	10,064	
May	10,089	
June	10,090	

QUALITY

	Quantity	Base Number	Contract	AT	Region	England
% of FP17s for the same patient ID Re-attending within 3 months - Children	39	729	5.3%	10.3%	11.8%	12.0%
% of FP17s for the same patient ID Re-attending within 3 months - Adults	442	3,689	12.0%	14.5%	15.3%	15.9%
% of FP17s for the same patient ID Re-attending between 3 & 9 months - Children	448	729	61.5%	55.9%	59.1%	58.0%
% of FP17s for the same patient ID Re-attending between 3 & 9 months - Adults	2,407	3,689	65.2%	49.0%	51.5%	50.5%
% of FP17s for Band 1 Urgent Courses	281	4,176	6.7%	8.5%	8.0%	9.0%
% of FP17s Relating to Free Repair or Replacements	9	4,176	0.2%	0.7%	0.8%	0.8%
% of FP17s Relating to Continuations	27	4,176	0.6%	0.9%	1.1%	1.1%
% of Patients satisfied with the dentistry they have received	9	9	N/A	91.4%	91.6%	91.5%
% of Patients satisfied with the time they had to wait for an appointment	9	9	N/A	89.1%	88.3%	87.9%

* This is based on patients treated on this contract for their most recent course of treatment. Figures in italics indicate the base number of FP17s or Patient Questionnaire responses are less than 100. N/A is shown where the base number of responses is less than 10 during the period. % is calculated as Quantity/Base number*100

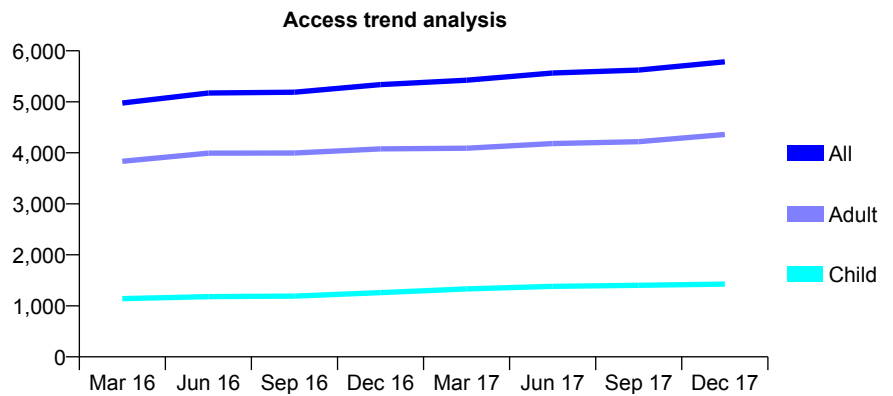
Q57 - Vital Signs At a Glance Contract Report for 159190/0001 - December 2017

Name or company name	Pitsea Dental Care Limited
Contract type name	GDS Contract
Purpose of contract	General
Contract start date	01/12/2007
Contract end date	

17/18 Contracted general activity (UDA)	15,974
Carry forward general activity (UDA)	-295
17/18 Contracted orthodontic activity (UOA)	0
Carry forward orthodontic activity (UOA)	0
Baseline contract value	£439,939.28

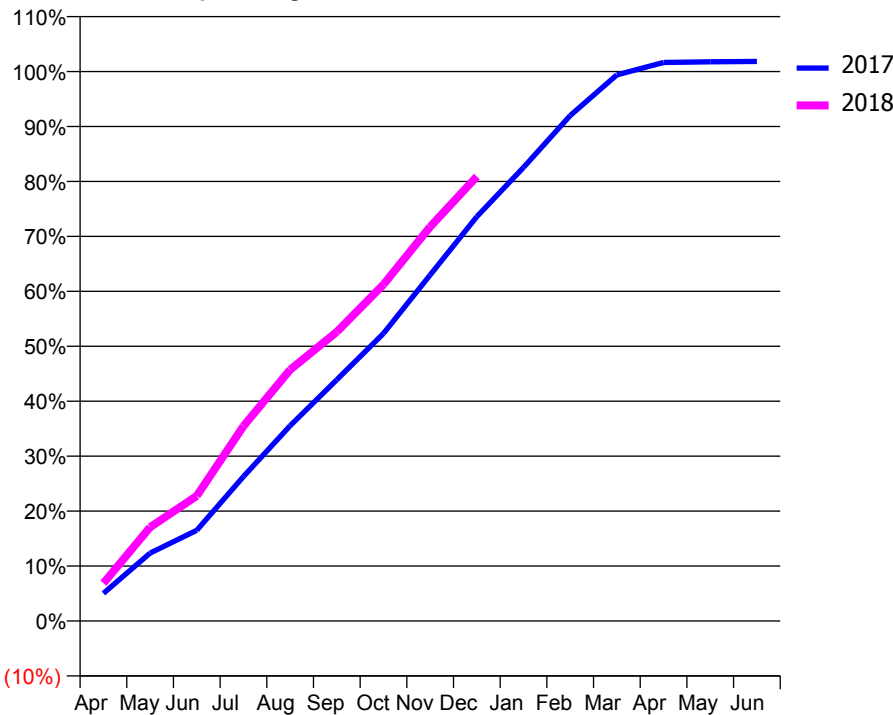
ACCESS*

Patients seen in 24 months	Total	Change since previous quarter
Quarter ending December 2016	5,337	
Quarter ending March 2017	5,423	→
Quarter ending June 2017	5,565	↑
Quarter ending September 2017	5,622	→
Quarter ending December 2017	5,784	↑
Variance since December 2016	8.4%	↑



ACTIVITY

Cumulative percentage of contracted UDA delivered 2017 & 2018



Month	Adjusted Scheduled Activity (UDA)	
	2017	2018
April	803	1,098
May	1,976	2,726
June	2,636	3,640
July	4,199	5,666
August	5,678	7,305
September	7,015	8,407
October	8,358	9,784
November	10,063	11,461
December	11,754	12,921
January	13,185	
February	14,692	
March	15,876	
April	16,235	
May	16,254	
June	16,269	

QUALITY

	Quantity	Base Number	Contract	AT	Region	England
% of FP17s for the same patient ID Re-attending within 3 months - Children	82	1,292	6.3%	10.3%	11.8%	12.0%
% of FP17s for the same patient ID Re-attending within 3 months - Adults	484	3,670	13.2%	14.5%	15.3%	15.9%
% of FP17s for the same patient ID Re-attending between 3 & 9 months - Children	440	1,292	34.1%	55.9%	59.1%	58.0%
% of FP17s for the same patient ID Re-attending between 3 & 9 months - Adults	1,304	3,670	35.5%	49.0%	51.5%	50.5%
% of FP17s for Band 1 Urgent Courses	491	4,786	10.3%	8.5%	8.0%	9.0%
% of FP17s Relating to Free Repair or Replacements	101	4,786	2.1%	0.7%	0.8%	0.8%
% of FP17s Relating to Continuations	21	4,786	0.4%	0.9%	1.1%	1.1%
% of Patients satisfied with the dentistry they have received	16	17	94.1%	91.4%	91.6%	91.5%
% of Patients satisfied with the time they had to wait for an appointment	15	17	88.2%	89.1%	88.3%	87.9%

* This is based on patients treated on this contract for their most recent course of treatment. Figures in italics indicate the base number of FP17s or Patient Questionnaire responses are less than 100. N/A is shown where the base number of responses is less than 10 during the period. % is calculated as Quantity/Base number*100

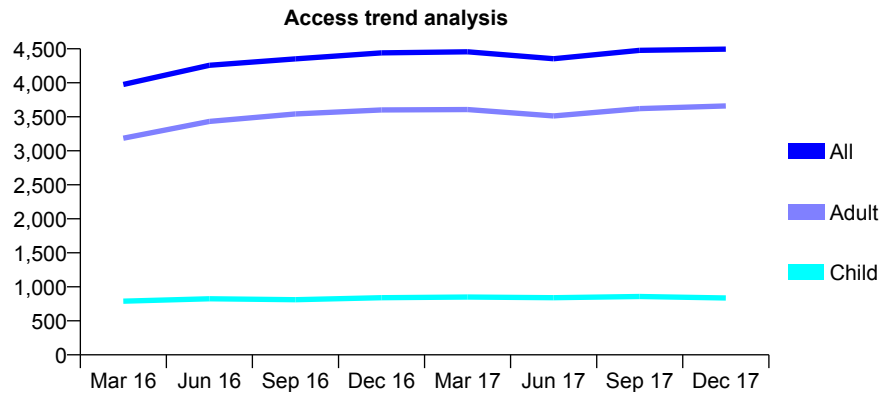
Q57 - Vital Signs At a Glance Contract Report for 160024/0001 - December 2017

Name or company name	Burnham Dental Practice
Contract type name	GDS Contract
Purpose of contract	General
Contract start date	01/04/2015
Contract end date	

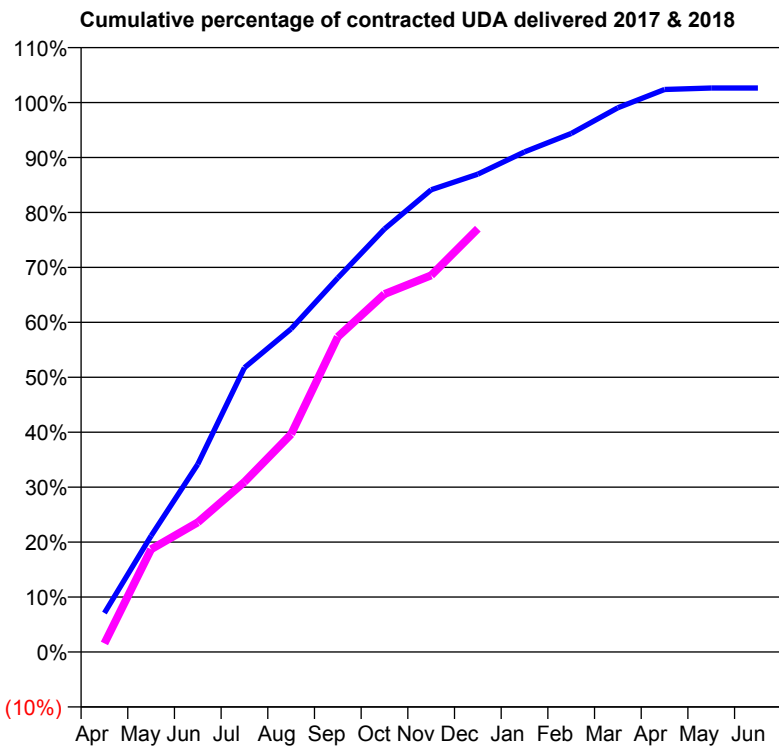
17/18 Contracted general activity (UDA)	14,031
Carry forward general activity (UDA)	-201
17/18 Contracted orthodontic activity (UOA)	0
Carry forward orthodontic activity (UOA)	0
Baseline contract value	£427,439.63

ACCESS*

Patients seen in 24 months	Total	Change since previous quarter
Quarter ending December 2016	4,441	
Quarter ending March 2017	4,456	→
Quarter ending June 2017	4,353	↓
Quarter ending September 2017	4,478	↑
Quarter ending December 2017	4,495	→
Variance since December 2016	1.2%	→



ACTIVITY



Month	Adjusted Scheduled Activity (UDA)	
	2017	2018
April	999	220
May	2,974	2,624
June	4,808	3,312
July	7,280	4,342
August	8,275	5,561
September	9,581	8,048
October	10,833	9,139
November	11,837	9,616
December	12,238	10,808
January	12,807	
February	13,278	
March	13,937	
April	14,403	
May	14,443	
June	14,443	

QUALITY

	Quantity	Base Number	Contract	AT	Region	England
% of FP17s for the same patient ID Re-attending within 3 months - Children	62	1,088	5.7%	10.3%	11.8%	12.0%
% of FP17s for the same patient ID Re-attending within 3 months - Adults	324	4,396	7.4%	14.5%	15.3%	15.9%
% of FP17s for the same patient ID Re-attending between 3 & 9 months - Children	796	1,088	73.2%	55.9%	59.1%	58.0%
% of FP17s for the same patient ID Re-attending between 3 & 9 months - Adults	1,360	4,396	30.9%	49.0%	51.5%	50.5%
% of FP17s for Band 1 Urgent Courses	211	5,378	3.9%	8.5%	8.0%	9.0%
% of FP17s Relating to Free Repair or Replacements	6	5,378	0.1%	0.7%	0.8%	0.8%
% of FP17s Relating to Continuations	12	5,378	0.2%	0.9%	1.1%	1.1%
% of Patients satisfied with the dentistry they have received	5	5	N/A	91.4%	91.6%	91.5%
% of Patients satisfied with the time they had to wait for an appointment	5	5	N/A	89.1%	88.3%	87.9%

* This is based on patients treated on this contract for their most recent course of treatment. Figures in italics indicate the base number of FP17s or Patient Questionnaire responses are less than 100. N/A is shown where the base number of responses is less than 10 during the period. % is calculated as Quantity/Base number*100

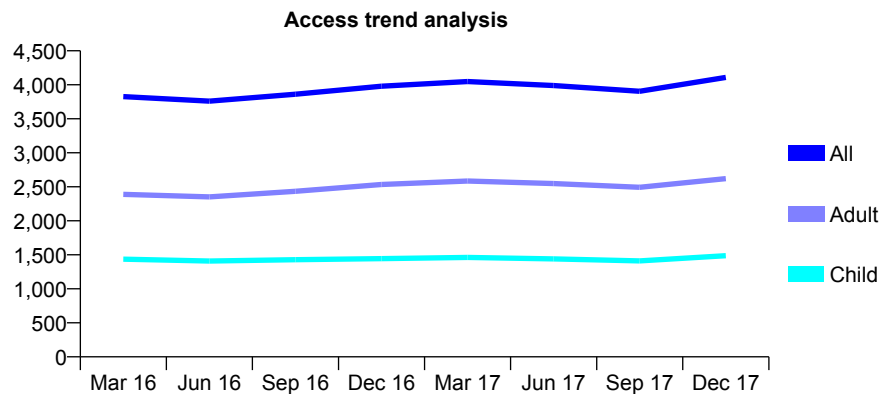
Q57 - Vital Signs At a Glance Contract Report for 164852/0001 - December 2017

Name or company name	Street Farm Dental Practice
Contract type name	GDS Contract
Purpose of contract	General
Contract start date	01/04/2009
Contract end date	

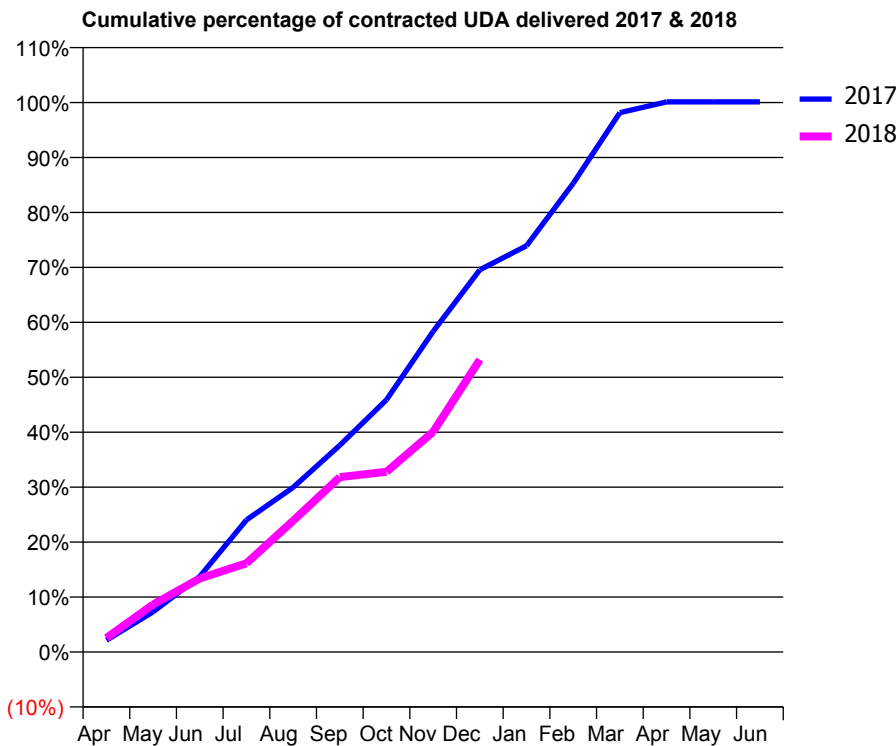
17/18 Contracted general activity (UDA)	11,500
Carry forward general activity (UDA)	-12
17/18 Contracted orthodontic activity (UOA)	0
Carry forward orthodontic activity (UOA)	0
Baseline contract value	£280,241.82

ACCESS*

Patients seen in 24 months	Total	Change since previous quarter
Quarter ending December 2016	3,979	
Quarter ending March 2017	4,048	→
Quarter ending June 2017	3,989	↓
Quarter ending September 2017	3,905	↓
Quarter ending December 2017	4,108	↑
Variance since December 2016	3.2%	↑



ACTIVITY



Month	Adjusted Scheduled Activity (UDA)	
	2017	2018
April	246	296
May	841	994
June	1,580	1,540
July	2,763	1,856
August	3,444	2,748
September	4,326	3,660
October	5,278	3,770
November	6,712	4,608
December	7,999	6,118
January	8,502	
February	9,808	
March	11,287	
April	11,513	
May	11,513	
June	11,512	

QUALITY

	Quantity	Base Number	Contract	AT	Region	England
% of FP17s for the same patient ID Re-attending within 3 months - Children	94	1,326	7.1%	10.3%	11.8%	12.0%
% of FP17s for the same patient ID Re-attending within 3 months - Adults	411	2,234	18.4%	14.5%	15.3%	15.9%
% of FP17s for the same patient ID Re-attending between 3 & 9 months - Children	726	1,326	54.8%	55.9%	59.1%	58.0%
% of FP17s for the same patient ID Re-attending between 3 & 9 months - Adults	1,073	2,234	48.0%	49.0%	51.5%	50.5%
% of FP17s for Band 1 Urgent Courses	457	3,451	13.2%	8.5%	8.0%	9.0%
% of FP17s Relating to Free Repair or Replacements	2	3,451	0.1%	0.7%	0.8%	0.8%
% of FP17s Relating to Continuations	52	3,451	1.5%	0.9%	1.1%	1.1%
% of Patients satisfied with the dentistry they have received	3	4	N/A	91.4%	91.6%	91.5%
% of Patients satisfied with the time they had to wait for an appointment	3	4	N/A	89.1%	88.3%	87.9%

* This is based on patients treated on this contract for their most recent course of treatment. Figures in italics indicate the base number of FP17s or Patient Questionnaire responses are less than 100. N/A is shown where the base number of responses is less than 10 during the period. % is calculated as Quantity/Base number*100

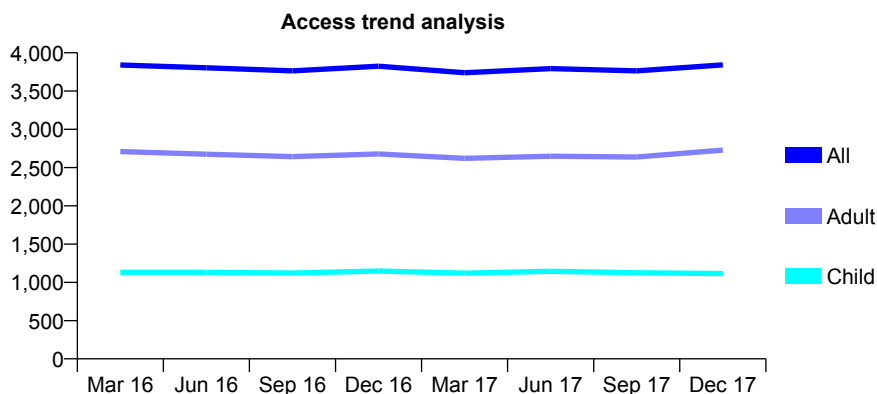
Q57 - Vital Signs At a Glance Contract Report for 165751/0001 - December 2017

Name or company name	Straight Road Dental Practice
Contract type name	GDS Contract
Purpose of contract	General
Contract start date	01/04/2009
Contract end date	

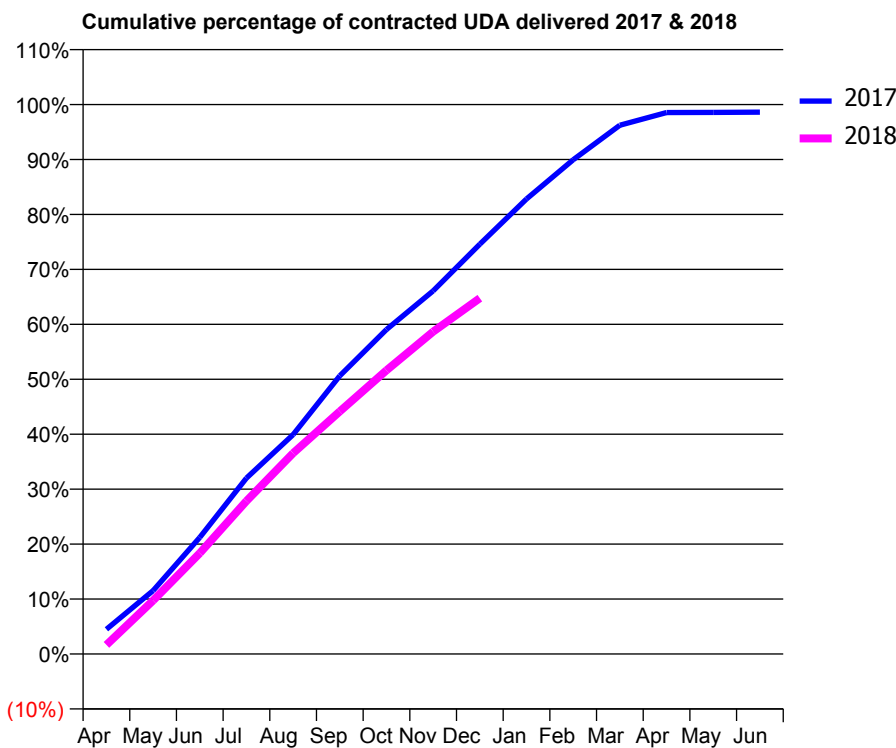
17/18 Contracted general activity (UDA)	10,000
Carry forward general activity (UDA)	139
17/18 Contracted orthodontic activity (UOA)	0
Carry forward orthodontic activity (UOA)	0
Baseline contract value	£263,485.80

ACCESS*

Patients seen in 24 months	Total	Change since previous quarter
Quarter ending December 2016	3,825	
Quarter ending March 2017	3,739	↓
Quarter ending June 2017	3,793	→
Quarter ending September 2017	3,763	→
Quarter ending December 2017	3,843	↑
Variance since December 2016	0.5%	→



ACTIVITY



Month	2017	2018
April	450	167
May	1,154	975
June	2,122	1,835
July	3,201	2,784
August	3,992	3,657
September	5,063	4,416
October	5,906	5,162
November	6,608	5,865
December	7,459	6,475
January	8,282	
February	8,994	
March	9,623	
April	9,854	
May	9,855	
June	9,861	

QUALITY

	Quantity	Base Number	Contract	AT	Region	England
% of FP17s for the same patient ID Re-attending within 3 months - Children	77	1,246	6.2%	10.3%	11.8%	12.0%
% of FP17s for the same patient ID Re-attending within 3 months - Adults	238	2,288	10.4%	14.5%	15.3%	15.9%
% of FP17s for the same patient ID Re-attending between 3 & 9 months - Children	799	1,246	64.1%	55.9%	59.1%	58.0%
% of FP17s for the same patient ID Re-attending between 3 & 9 months - Adults	793	2,288	34.7%	49.0%	51.5%	50.5%
% of FP17s for Band 1 Urgent Courses	106	3,405	3.1%	8.5%	8.0%	9.0%
% of FP17s Relating to Free Repair or Replacements	20	3,405	0.6%	0.7%	0.8%	0.8%
% of FP17s Relating to Continuations	40	3,405	1.2%	0.9%	1.1%	1.1%
% of Patients satisfied with the dentistry they have received	4	6	N/A	91.4%	91.6%	91.5%
% of Patients satisfied with the time they had to wait for an appointment	5	6	N/A	89.1%	88.3%	87.9%

* This is based on patients treated on this contract for their most recent course of treatment. Figures in italics indicate the base number of FP17s or Patient Questionnaire responses are less than 100. N/A is shown where the base number of responses is less than 10 during the period. % is calculated as Quantity/Base number*100

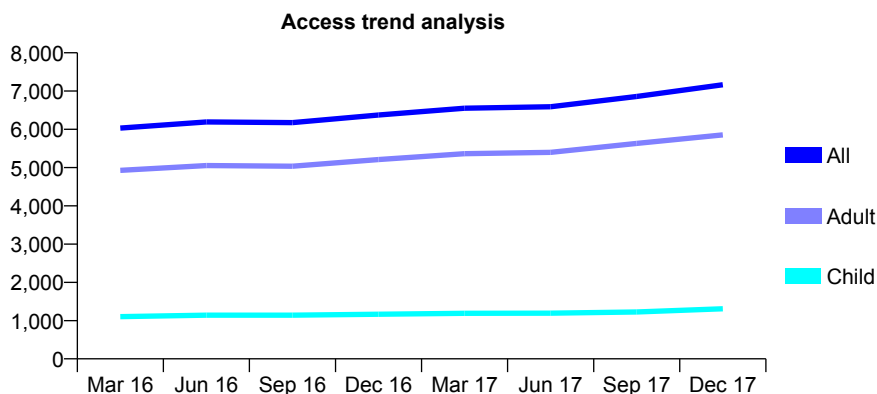
Q57 - Vital Signs At a Glance Contract Report for 169056/0001 - December 2017

Name or company name	Mr. Mazdak Eyrumlu and Honar Shakir
Contract type name	GDS Contract
Purpose of contract	General
Contract start date	09/11/2012
Contract end date	

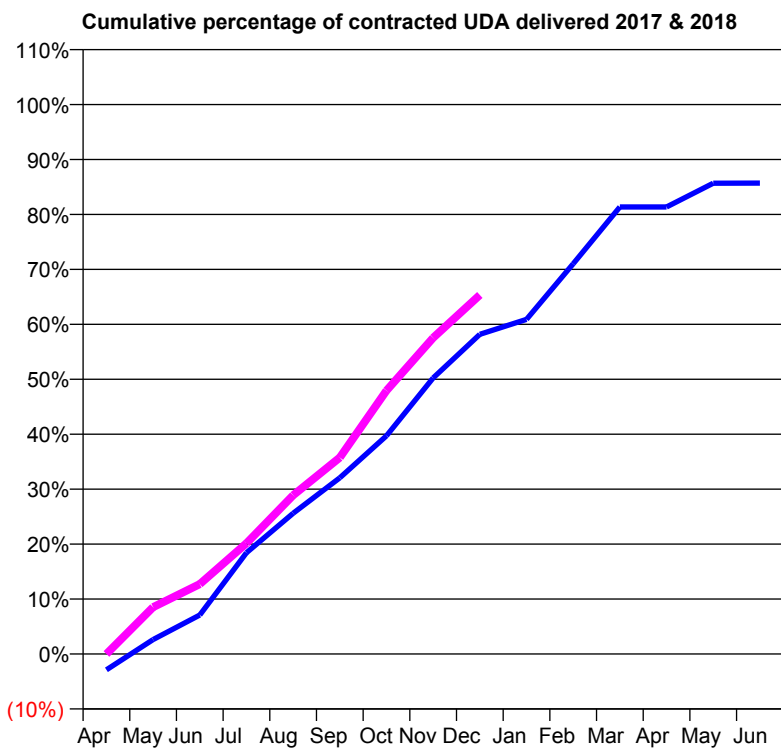
17/18 Contracted general activity (UDA)	25,845
Carry forward general activity (UDA)	0
17/18 Contracted orthodontic activity (UOA)	0
Carry forward orthodontic activity (UOA)	0
Baseline contract value	£596,455.76

ACCESS*

Patients seen in 24 months	Total	Change since previous quarter
Quarter ending December 2016	6,374	
Quarter ending March 2017	6,553	↑
Quarter ending June 2017	6,591	→
Quarter ending September 2017	6,857	↑
Quarter ending December 2017	7,164	↑
Variance since December 2016	12.4%	↑



ACTIVITY



Month	Adjusted Scheduled Activity (UDA)	
	2017	2018
April	-749	0
May	681	2,207
June	1,837	3,288
July	4,761	5,212
August	6,619	7,465
September	8,286	9,240
October	10,264	12,391
November	12,988	14,872
December	15,034	16,890
January	15,738	
February	18,352	
March	21,029	
April	21,029	
May	22,141	
June	22,149	

QUALITY

	Quantity	Base Number	Contract	AT	Region	England
% of FP17s for the same patient ID Re-attending within 3 months - Children	113	1,342	8.4%	10.3%	11.8%	12.0%
% of FP17s for the same patient ID Re-attending within 3 months - Adults	880	5,914	14.9%	14.5%	15.3%	15.9%
% of FP17s for the same patient ID Re-attending between 3 & 9 months - Children	675	1,342	50.3%	55.9%	59.1%	58.0%
% of FP17s for the same patient ID Re-attending between 3 & 9 months - Adults	2,877	5,914	48.6%	49.0%	51.5%	50.5%
% of FP17s for Band 1 Urgent Courses	618	6,853	9.0%	8.5%	8.0%	9.0%
% of FP17s Relating to Free Repair or Replacements	46	6,853	0.7%	0.7%	0.8%	0.8%
% of FP17s Relating to Continuations	200	6,853	2.9%	0.9%	1.1%	1.1%
% of Patients satisfied with the dentistry they have received	13	14	92.9%	91.4%	91.6%	91.5%
% of Patients satisfied with the time they had to wait for an appointment	14	14	100.0%	89.1%	88.3%	87.9%

* This is based on patients treated on this contract for their most recent course of treatment. Figures in italics indicate the base number of FP17s or Patient Questionnaire responses are less than 100. N/A is shown where the base number of responses is less than 10 during the period. % is calculated as Quantity/Base number*100

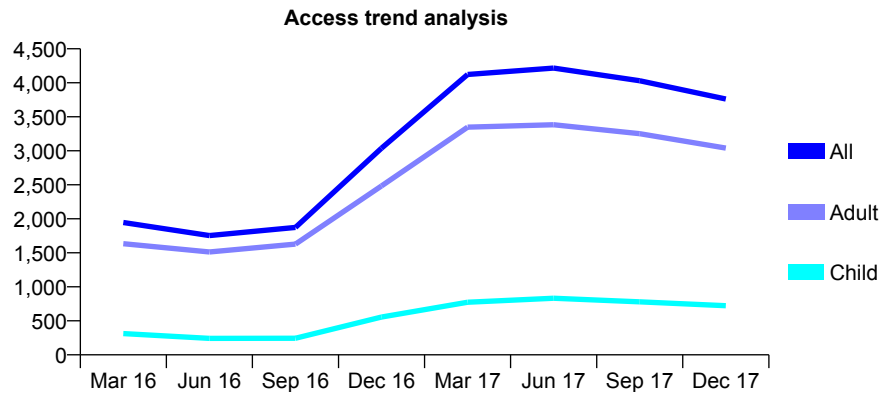
Q57 - Vital Signs At a Glance Contract Report for 169986/0001 - December 2017

Name or company name	Redmayne Partnership
Contract type name	GDS Contract
Purpose of contract	General
Contract start date	01/04/2015
Contract end date	

17/18 Contracted general activity (UDA)	11,401
Carry forward general activity (UDA)	0
17/18 Contracted orthodontic activity (UOA)	0
Carry forward orthodontic activity (UOA)	0
Baseline contract value	£245,143.56

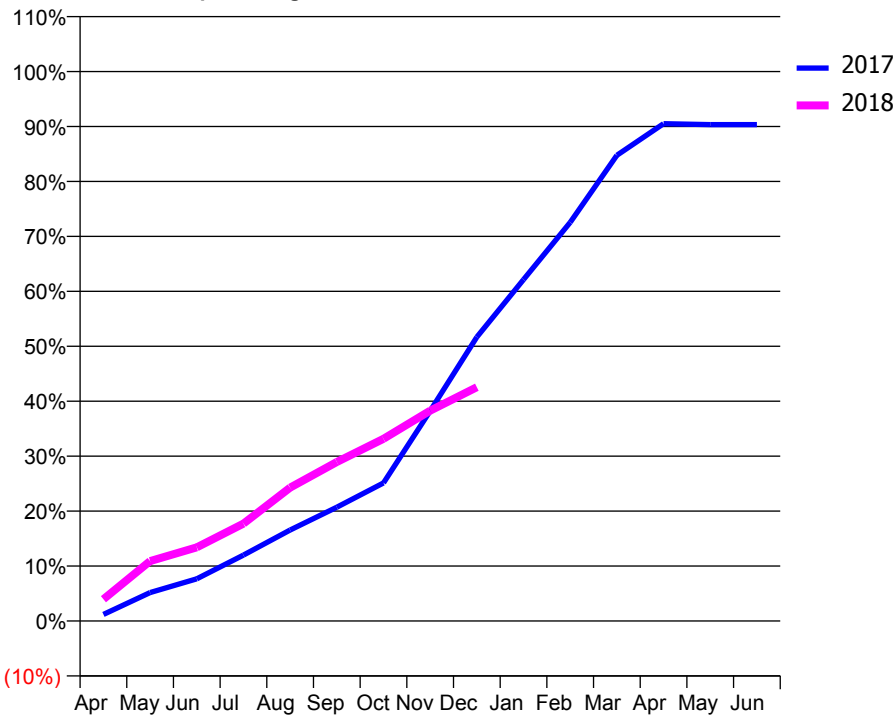
ACCESS*

Patients seen in 24 months	Total	Change since previous quarter
Quarter ending December 2016	3,038	
Quarter ending March 2017	4,122	↑
Quarter ending June 2017	4,216	↑
Quarter ending September 2017	4,030	↓
Quarter ending December 2017	3,762	↓
Variance since December 2016	23.8%	↑



ACTIVITY

Cumulative percentage of contracted UDA delivered 2017 & 2018



Month	Adjusted Scheduled Activity (UDA)	
	2017	2018
April	138	452
May	591	1,243
June	876	1,529
July	1,369	2,021
August	1,889	2,768
September	2,362	3,298
October	2,866	3,780
November	4,359	4,366
December	5,892	4,852
January	7,083	
February	8,271	
March	9,663	
April	10,317	
May	10,298	
June	10,298	

QUALITY

	Quantity	Base Number	Contract	AT	Region	England
% of FP17s for the same patient ID Re-attending within 3 months - Children	16	619	2.6%	10.3%	11.8%	12.0%
% of FP17s for the same patient ID Re-attending within 3 months - Adults	182	2,429	7.5%	14.5%	15.3%	15.9%
% of FP17s for the same patient ID Re-attending between 3 & 9 months - Children	223	619	36.0%	55.9%	59.1%	58.0%
% of FP17s for the same patient ID Re-attending between 3 & 9 months - Adults	1,038	2,429	42.7%	49.0%	51.5%	50.5%
% of FP17s for Band 1 Urgent Courses	267	2,712	9.8%	8.5%	8.0%	9.0%
% of FP17s Relating to Free Repair or Replacements	27	2,712	1.0%	0.7%	0.8%	0.8%
% of FP17s Relating to Continuations	13	2,712	0.5%	0.9%	1.1%	1.1%
% of Patients satisfied with the dentistry they have received	4	5	N/A	91.4%	91.6%	91.5%
% of Patients satisfied with the time they had to wait for an appointment	4	5	N/A	89.1%	88.3%	87.9%

* This is based on patients treated on this contract for their most recent course of treatment. Figures in italics indicate the base number of FP17s or Patient Questionnaire responses are less than 100. N/A is shown where the base number of responses is less than 10 during the period. % is calculated as Quantity/Base number*100

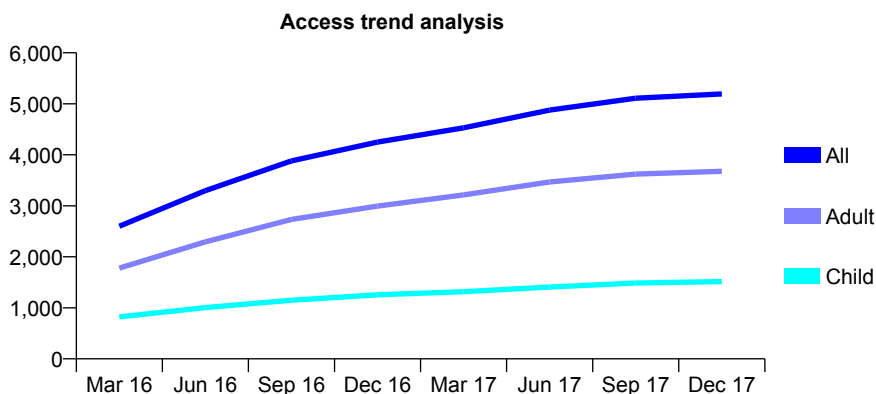
Q57 - Vital Signs At a Glance Contract Report for 172960/0001 - December 2017

Name or company name	Billericay Dental Care
Contract type name	GDS Contract
Purpose of contract	General
Contract start date	01/09/2015
Contract end date	

17/18 Contracted general activity (UDA)	12,616
Carry forward general activity (UDA)	42
17/18 Contracted orthodontic activity (UOA)	0
Carry forward orthodontic activity (UOA)	0
Baseline contract value	£303,823.44

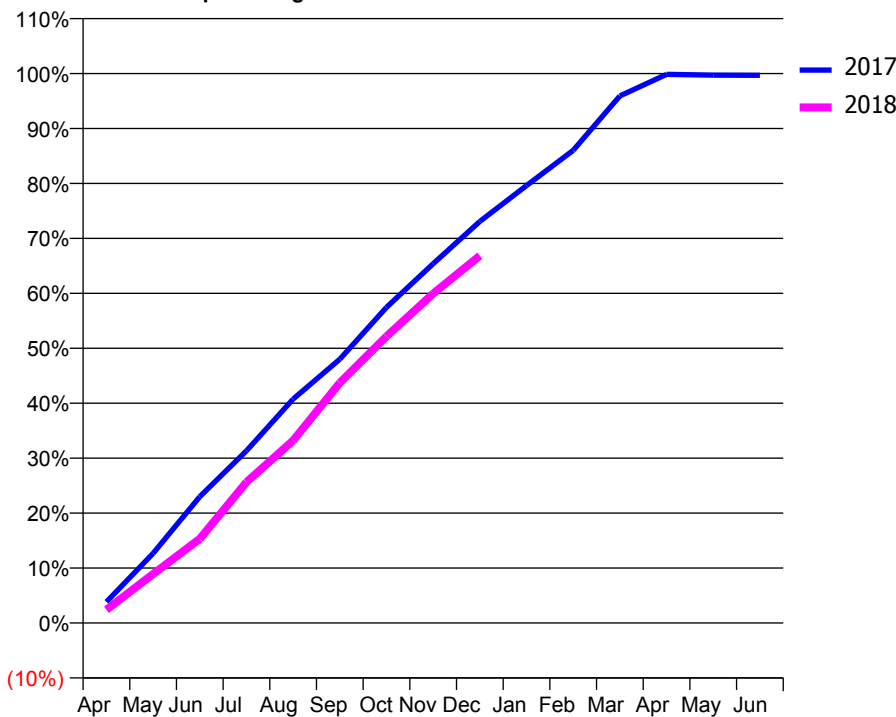
ACCESS*

Patients seen in 24 months	Total	Change since previous quarter
Quarter ending December 2016	4,250	
Quarter ending March 2017	4,530	↑
Quarter ending June 2017	4,876	↑
Quarter ending September 2017	5,109	↑
Quarter ending December 2017	5,193	→
Variance since December 2016	22.2%	↑



ACTIVITY

Cumulative percentage of contracted UDA delivered 2017 & 2018



Month	Adjusted Scheduled Activity (UDA)	
	2017	2018
April	485	304
May	1,600	1,126
June	2,901	1,932
July	3,953	3,236
August	5,141	4,191
September	6,057	5,517
October	7,248	6,580
November	8,250	7,562
December	9,221	8,432
January	10,043	
February	10,852	
March	12,100	
April	12,596	
May	12,577	
June	12,574	

QUALITY

	Quantity	Base Number	Contract	AT	Region	England
% of FP17s for the same patient ID Re-attending within 3 months - Children	121	1,583	7.6%	10.3%	11.8%	12.0%
% of FP17s for the same patient ID Re-attending within 3 months - Adults	350	3,327	10.5%	14.5%	15.3%	15.9%
% of FP17s for the same patient ID Re-attending between 3 & 9 months - Children	759	1,583	47.9%	55.9%	59.1%	58.0%
% of FP17s for the same patient ID Re-attending between 3 & 9 months - Adults	1,502	3,327	45.1%	49.0%	51.5%	50.5%
% of FP17s for Band 1 Urgent Courses	308	4,627	6.7%	8.5%	8.0%	9.0%
% of FP17s Relating to Free Repair or Replacements	24	4,627	0.5%	0.7%	0.8%	0.8%
% of FP17s Relating to Continuations	5	4,627	0.1%	0.9%	1.1%	1.1%
% of Patients satisfied with the dentistry they have received	5	5	N/A	91.4%	91.6%	91.5%
% of Patients satisfied with the time they had to wait for an appointment	4	5	N/A	89.1%	88.3%	87.9%

* This is based on patients treated on this contract for their most recent course of treatment. Figures in italics indicate the base number of FP17s or Patient Questionnaire responses are less than 100. N/A is shown where the base number of responses is less than 10 during the period. % is calculated as Quantity/Base number*100

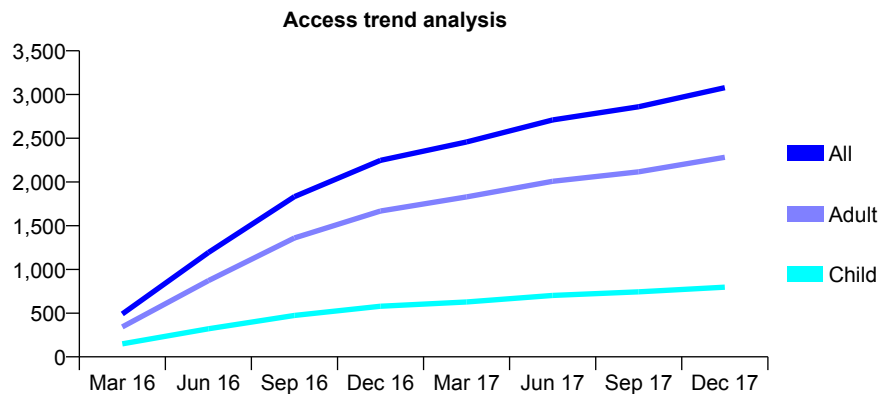
Q57 - Vital Signs At a Glance Contract Report for 173215/0001 - December 2017

Name or company name	Thames Dental Surgery
Contract type name	GDS Contract
Purpose of contract	General
Contract start date	01/02/2016
Contract end date	

17/18 Contracted general activity (UDA)	9,258
Carry forward general activity (UDA)	-126
17/18 Contracted orthodontic activity (UOA)	0
Carry forward orthodontic activity (UOA)	0
Baseline contract value	£226,372.34

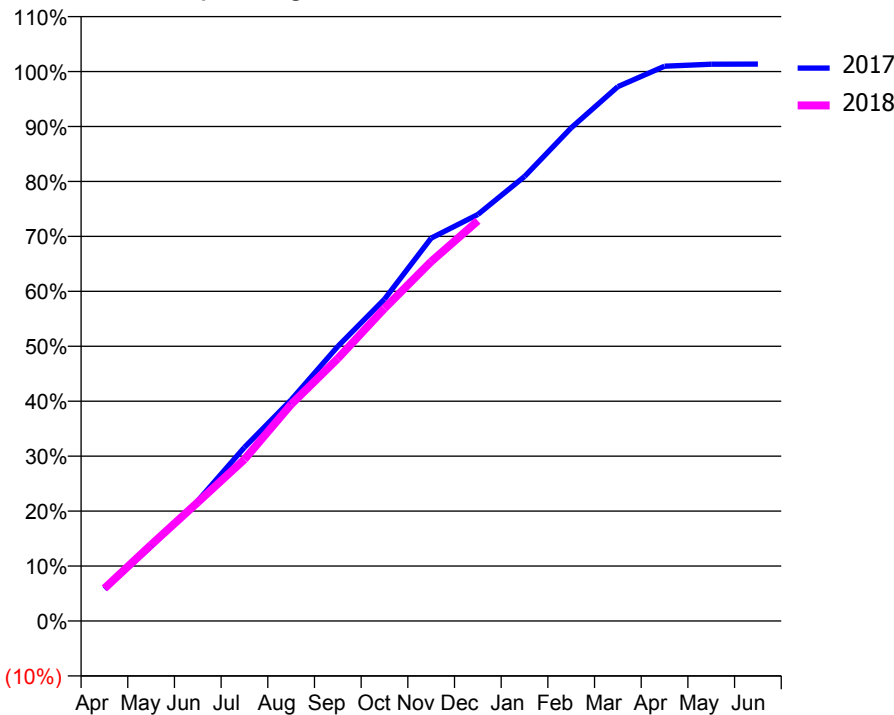
ACCESS*

Patients seen in 24 months	Total	Change since previous quarter
Quarter ending December 2016	2,247	
Quarter ending March 2017	2,457	↑
Quarter ending June 2017	2,710	↑
Quarter ending September 2017	2,860	↑
Quarter ending December 2017	3,079	↑
Variance since December 2016	37.0%	↑



ACTIVITY

Cumulative percentage of contracted UDA delivered 2017 & 2018



Month	Adjusted Scheduled Activity (UDA)	
	2017	2018
April	541	550
May	1,257	1,285
June	2,025	2,001
July	2,925	2,725
August	3,726	3,649
September	4,627	4,423
October	5,423	5,268
November	6,451	6,056
December	6,848	6,742
January	7,490	
February	8,308	
March	9,004	
April	9,347	
May	9,380	
June	9,384	

QUALITY

	Quantity	Base Number	Contract	AT	Region	England
% of FP17s for the same patient ID Re-attending within 3 months - Children	38	801	4.7%	10.3%	11.8%	12.0%
% of FP17s for the same patient ID Re-attending within 3 months - Adults	264	2,299	11.5%	14.5%	15.3%	15.9%
% of FP17s for the same patient ID Re-attending between 3 & 9 months - Children	385	801	48.1%	55.9%	59.1%	58.0%
% of FP17s for the same patient ID Re-attending between 3 & 9 months - Adults	1,104	2,299	48.0%	49.0%	51.5%	50.5%
% of FP17s for Band 1 Urgent Courses	176	2,953	6.0%	8.5%	8.0%	9.0%
% of FP17s Relating to Free Repair or Replacements	24	2,953	0.8%	0.7%	0.8%	0.8%
% of FP17s Relating to Continuations	52	2,953	1.8%	0.9%	1.1%	1.1%
% of Patients satisfied with the dentistry they have received	20	20	100.0%	91.4%	91.6%	91.5%
% of Patients satisfied with the time they had to wait for an appointment	20	20	100.0%	89.1%	88.3%	87.9%

* This is based on patients treated on this contract for their most recent course of treatment. Figures in italics indicate the base number of FP17s or Patient Questionnaire responses are less than 100. N/A is shown where the base number of responses is less than 10 during the period. % is calculated as Quantity/Base number*100

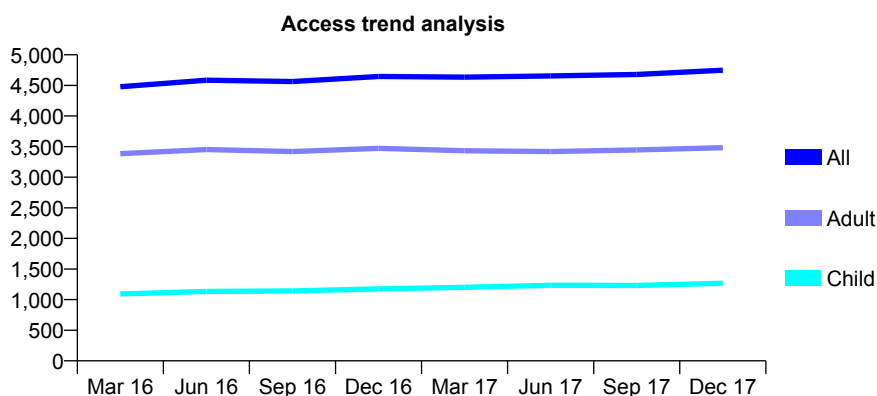
Q57 - Vital Signs At a Glance Contract Report for 173894/0001 - December 2017

Name or company name	Mr R Patel and Associates
Contract type name	GDS Contract
Purpose of contract	General
Contract start date	01/09/2011
Contract end date	

17/18 Contracted general activity (UDA)	12,350
Carry forward general activity (UDA)	-233
17/18 Contracted orthodontic activity (UOA)	0
Carry forward orthodontic activity (UOA)	0
Baseline contract value	£381,302.23

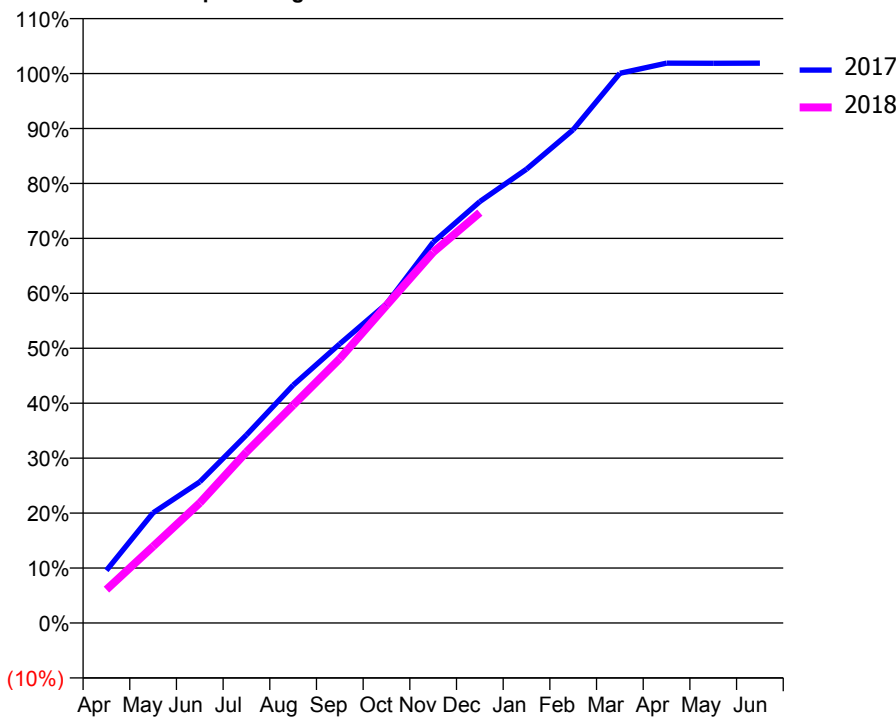
ACCESS*

Patients seen in 24 months	Total	Change since previous quarter
Quarter ending December 2016	4,646	
Quarter ending March 2017	4,635	→
Quarter ending June 2017	4,655	→
Quarter ending September 2017	4,678	→
Quarter ending December 2017	4,748	→
Variance since December 2016	2.2%	↑



ACTIVITY

Cumulative percentage of contracted UDA delivered 2017 & 2018



Month	Adjusted Scheduled Activity (UDA)	
	2017	2018
April	1,183	751
May	2,478	1,723
June	3,172	2,700
July	4,227	3,845
August	5,346	4,897
September	6,275	5,943
October	7,173	7,141
November	8,558	8,333
December	9,473	9,224
January	10,200	
February	11,087	
March	12,356	
April	12,584	
May	12,580	
June	12,583	

QUALITY

	Quantity	Base Number	Contract	AT	Region	England
% of FP17s for the same patient ID Re-attending within 3 months - Children	99	1,415	7.0%	10.3%	11.8%	12.0%
% of FP17s for the same patient ID Re-attending within 3 months - Adults	509	3,786	13.4%	14.5%	15.3%	15.9%
% of FP17s for the same patient ID Re-attending between 3 & 9 months - Children	859	1,415	60.7%	55.9%	59.1%	58.0%
% of FP17s for the same patient ID Re-attending between 3 & 9 months - Adults	2,068	3,786	54.6%	49.0%	51.5%	50.5%
% of FP17s for Band 1 Urgent Courses	472	5,069	9.3%	8.5%	8.0%	9.0%
% of FP17s Relating to Free Repair or Replacements	22	5,069	0.4%	0.7%	0.8%	0.8%
% of FP17s Relating to Continuations	53	5,069	1.0%	0.9%	1.1%	1.1%
% of Patients satisfied with the dentistry they have received	6	7	N/A	91.4%	91.6%	91.5%
% of Patients satisfied with the time they had to wait for an appointment	7	7	N/A	89.1%	88.3%	87.9%

* This is based on patients treated on this contract for their most recent course of treatment. Figures in italics indicate the base number of FP17s or Patient Questionnaire responses are less than 100. N/A is shown where the base number of responses is less than 10 during the period. % is calculated as Quantity/Base number*100

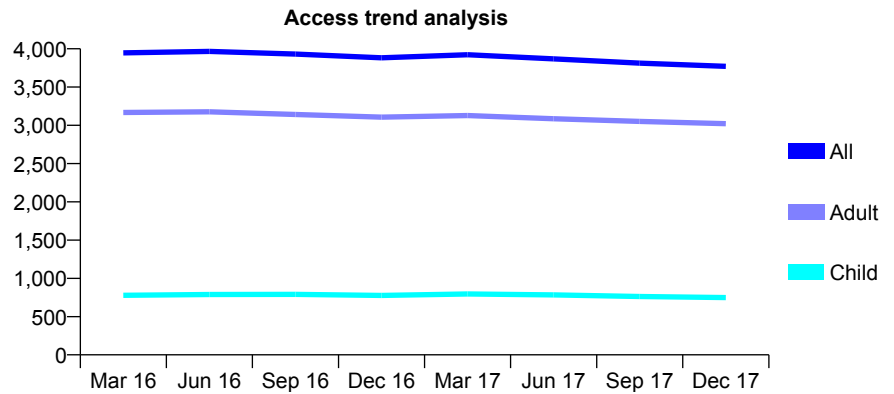
Q57 - Vital Signs At a Glance Contract Report for 174483/0001 - December 2017

Name or company name	Mr R M Karimi & Mr S Abbasi
Contract type name	GDS Contract
Purpose of contract	General
Contract start date	01/10/2008
Contract end date	

17/18 Contracted general activity (UDA)	15,212
Carry forward general activity (UDA)	0
17/18 Contracted orthodontic activity (UOA)	0
Carry forward orthodontic activity (UOA)	0
Baseline contract value	£481,325.03

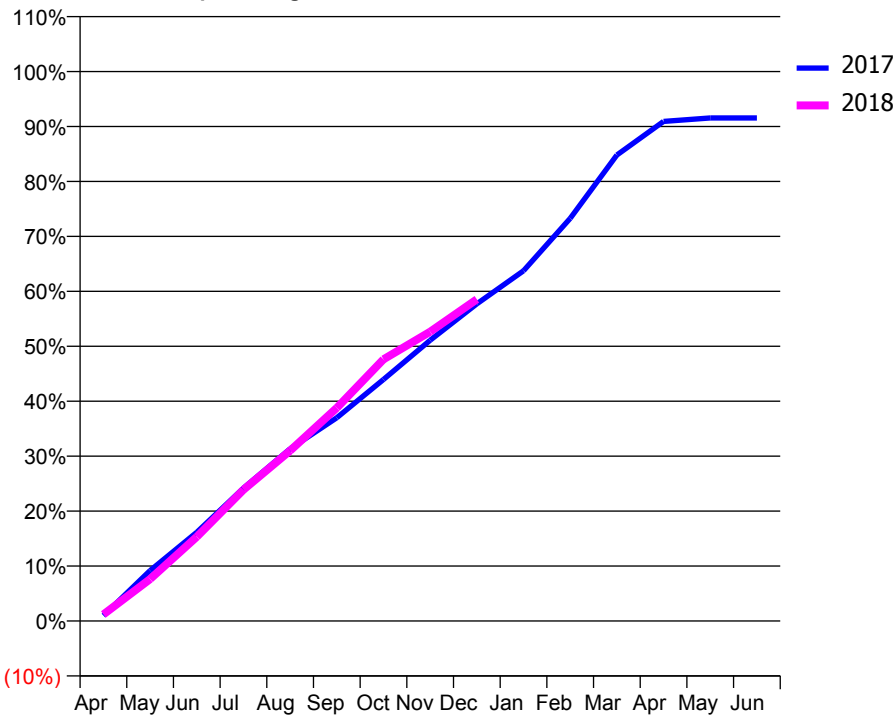
ACCESS*

Patients seen in 24 months	Total	Change since previous quarter
Quarter ending December 2016	3,882	
Quarter ending March 2017	3,923	→
Quarter ending June 2017	3,869	↓
Quarter ending September 2017	3,813	↓
Quarter ending December 2017	3,770	↓
Variance since December 2016	(2.9%)	↓



ACTIVITY

Cumulative percentage of contracted UDA delivered 2017 & 2018



Month	Adjusted Scheduled Activity (UDA)	
	2017	2018
April	151	182
May	1,396	1,160
June	2,458	2,333
July	3,679	3,634
August	4,767	4,716
September	5,626	5,900
October	6,688	7,244
November	7,773	8,010
December	8,778	8,905
January	9,696	
February	11,145	
March	12,902	
April	13,829	
May	13,926	
June	13,926	

QUALITY

	Quantity	Base Number	Contract	AT	Region	England
% of FP17s for the same patient ID Re-attending within 3 months - Children	24	635	3.8%	10.3%	11.8%	12.0%
% of FP17s for the same patient ID Re-attending within 3 months - Adults	256	2,651	9.7%	14.5%	15.3%	15.9%
% of FP17s for the same patient ID Re-attending between 3 & 9 months - Children	318	635	50.1%	55.9%	59.1%	58.0%
% of FP17s for the same patient ID Re-attending between 3 & 9 months - Adults	1,405	2,651	53.0%	49.0%	51.5%	50.5%
% of FP17s for Band 1 Urgent Courses	220	3,101	7.1%	8.5%	8.0%	9.0%
% of FP17s Relating to Free Repair or Replacements	9	3,101	0.3%	0.7%	0.8%	0.8%
% of FP17s Relating to Continuations	34	3,101	1.1%	0.9%	1.1%	1.1%
% of Patients satisfied with the dentistry they have received	5	5	N/A	91.4%	91.6%	91.5%
% of Patients satisfied with the time they had to wait for an appointment	5	5	N/A	89.1%	88.3%	87.9%

* This is based on patients treated on this contract for their most recent course of treatment. Figures in italics indicate the base number of FP17s or Patient Questionnaire responses are less than 100. N/A is shown where the base number of responses is less than 10 during the period. % is calculated as Quantity/Base number*100

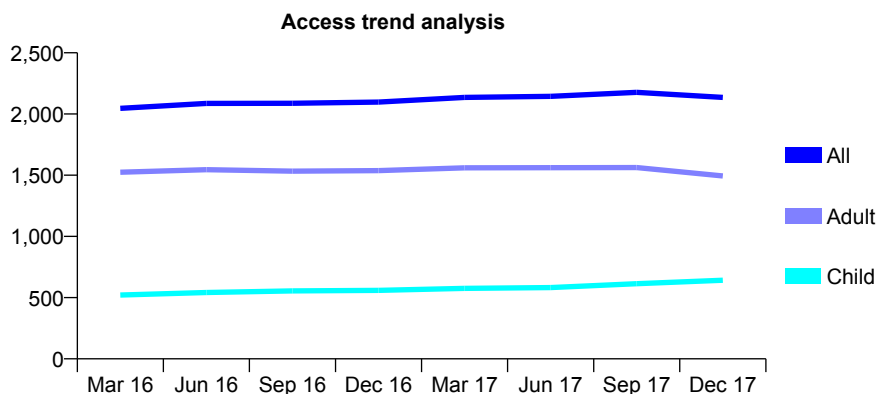
Q57 - Vital Signs At a Glance Contract Report for 174734/0001 - December 2017

Name or company name	Mr Azm Ahmed & Mrs Samira Ahmed
Contract type name	GDS Contract
Purpose of contract	General
Contract start date	01/09/2013
Contract end date	

17/18 Contracted general activity (UDA)	6,000
Carry forward general activity (UDA)	-48
17/18 Contracted orthodontic activity (UOA)	0
Carry forward orthodontic activity (UOA)	0
Baseline contract value	£143,888.68

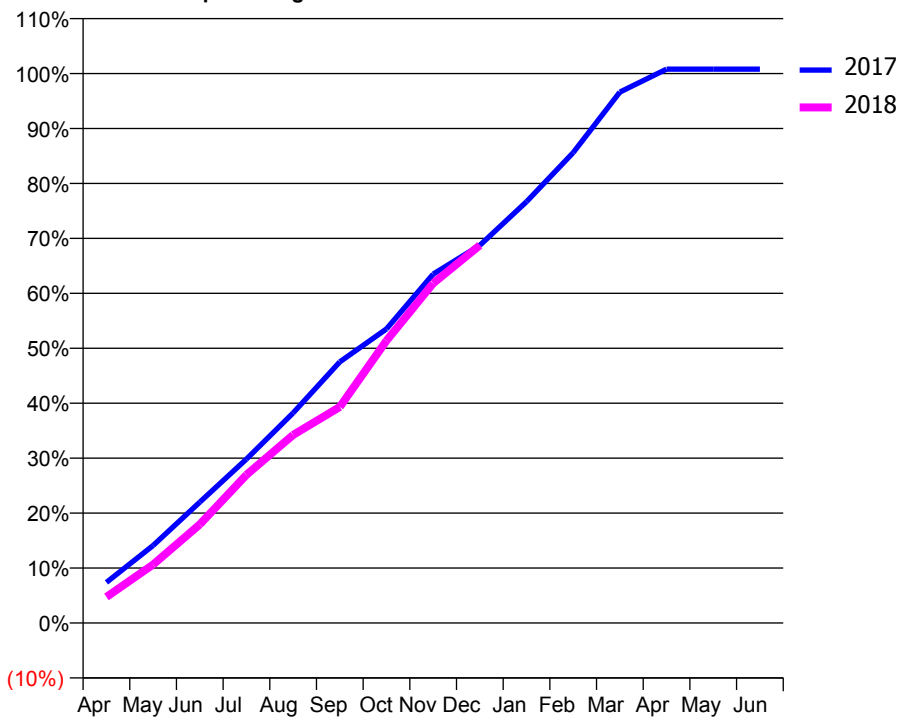
ACCESS*

Patients seen in 24 months	Total	Change since previous quarter
Quarter ending December 2016	2,097	
Quarter ending March 2017	2,136	→
Quarter ending June 2017	2,144	→
Quarter ending September 2017	2,177	→
Quarter ending December 2017	2,136	↓
Variance since December 2016	1.9%	→



ACTIVITY

Cumulative percentage of contracted UDA delivered 2017 & 2018



Month	Adjusted Scheduled Activity (UDA)	
	2017	2018
April	443	285
May	846	638
June	1,320	1,076
July	1,790	1,618
August	2,294	2,054
September	2,852	2,360
October	3,211	3,083
November	3,809	3,710
December	4,124	4,124
January	4,600	
February	5,136	
March	5,797	
April	6,048	
May	6,048	
June	6,048	

QUALITY

	Quantity	Base Number	Contract	AT	Region	England
% of FP17s for the same patient ID Re-attending within 3 months - Children	59	779	7.6%	10.3%	11.8%	12.0%
% of FP17s for the same patient ID Re-attending within 3 months - Adults	256	1,591	16.1%	14.5%	15.3%	15.9%
% of FP17s for the same patient ID Re-attending between 3 & 9 months - Children	512	779	65.7%	55.9%	59.1%	58.0%
% of FP17s for the same patient ID Re-attending between 3 & 9 months - Adults	995	1,591	62.5%	49.0%	51.5%	50.5%
% of FP17s for Band 1 Urgent Courses	133	2,253	5.9%	8.5%	8.0%	9.0%
% of FP17s Relating to Free Repair or Replacements	1	2,253	0.0%	0.7%	0.8%	0.8%
% of FP17s Relating to Continuations	60	2,253	2.7%	0.9%	1.1%	1.1%
% of Patients satisfied with the dentistry they have received	4	4	N/A	91.4%	91.6%	91.5%
% of Patients satisfied with the time they had to wait for an appointment	4	4	N/A	89.1%	88.3%	87.9%

* This is based on patients treated on this contract for their most recent course of treatment. Figures in italics indicate the base number of FP17s or Patient Questionnaire responses are less than 100. N/A is shown where the base number of responses is less than 10 during the period. % is calculated as Quantity/Base number*100

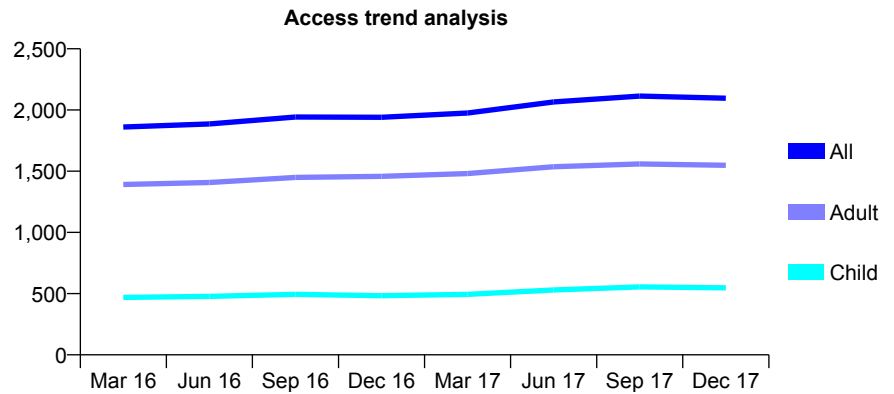
Q57 - Vital Signs At a Glance Contract Report for 175765/0001 - December 2017

Name or company name	Church Hill Dental Practice
Contract type name	GDS Contract
Purpose of contract	General
Contract start date	01/09/2010
Contract end date	

17/18 Contracted general activity (UDA)	6,000
Carry forward general activity (UDA)	221
17/18 Contracted orthodontic activity (UOA)	0
Carry forward orthodontic activity (UOA)	0
Baseline contract value	£145,896.41

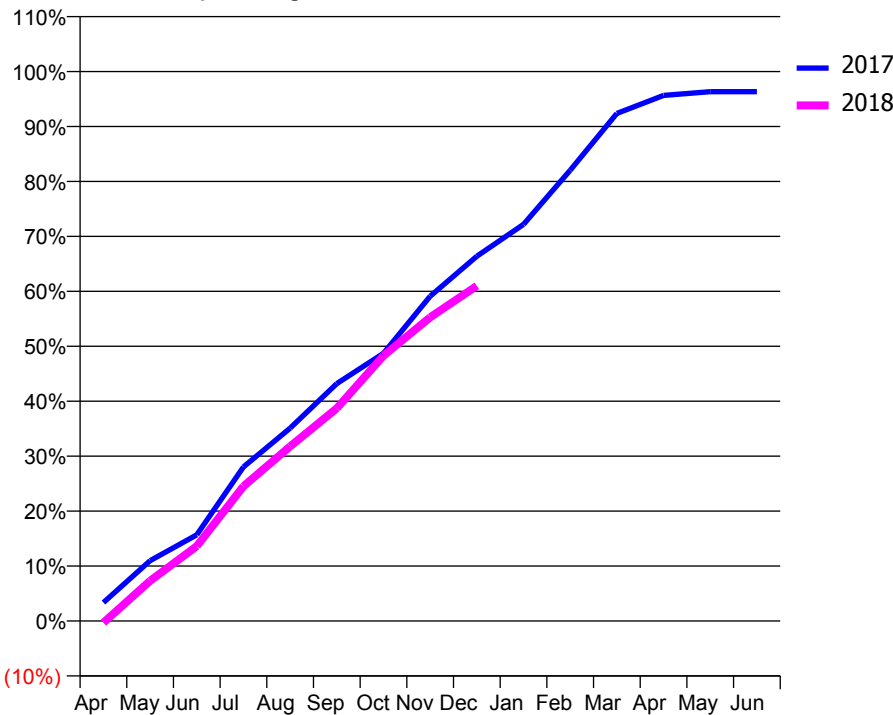
ACCESS*

Patients seen in 24 months	Total	Change since previous quarter
Quarter ending December 2016	1,941	
Quarter ending March 2017	1,975	→
Quarter ending June 2017	2,066	↑
Quarter ending September 2017	2,114	↑
Quarter ending December 2017	2,096	→
Variance since December 2016	8.0%	↑



ACTIVITY

Cumulative percentage of contracted UDA delivered 2017 & 2018



Month	Adjusted Scheduled Activity (UDA)	
	2017	2018
April	202	-20
May	658	439
June	942	818
July	1,683	1,471
August	2,106	1,906
September	2,592	2,323
October	2,923	2,897
November	3,547	3,316
December	3,982	3,659
January	4,330	
February	4,921	
March	5,542	
April	5,739	
May	5,779	
June	5,779	

QUALITY

	Quantity	Base Number	Contract	AT	Region	England
% of FP17s for the same patient ID Re-attending within 3 months - Children	44	582	7.6%	10.3%	11.8%	12.0%
% of FP17s for the same patient ID Re-attending within 3 months - Adults	296	1,505	19.7%	14.5%	15.3%	15.9%
% of FP17s for the same patient ID Re-attending between 3 & 9 months - Children	283	582	48.6%	55.9%	59.1%	58.0%
% of FP17s for the same patient ID Re-attending between 3 & 9 months - Adults	638	1,505	42.4%	49.0%	51.5%	50.5%
% of FP17s for Band 1 Urgent Courses	171	1,980	8.6%	8.5%	8.0%	9.0%
% of FP17s Relating to Free Repair or Replacements	7	1,980	0.4%	0.7%	0.8%	0.8%
% of FP17s Relating to Continuations	27	1,980	1.4%	0.9%	1.1%	1.1%
% of Patients satisfied with the dentistry they have received	0	1	N/A	91.4%	91.6%	91.5%
% of Patients satisfied with the time they had to wait for an appointment	0	1	N/A	89.1%	88.3%	87.9%

* This is based on patients treated on this contract for their most recent course of treatment. Figures in italics indicate the base number of FP17s or Patient Questionnaire responses are less than 100. N/A is shown where the base number of responses is less than 10 during the period. % is calculated as Quantity/Base number*100

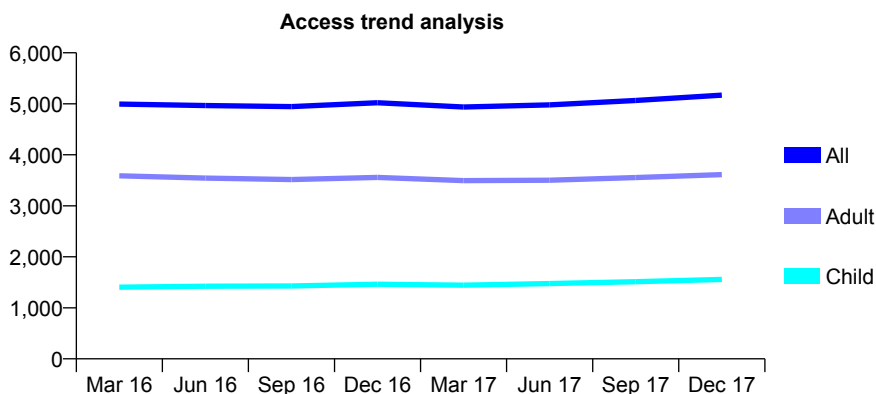
Q57 - Vital Signs At a Glance Contract Report for 177733/0001 - December 2017

Name or company name	Manningtree Practice Limited
Contract type name	GDS Contract
Purpose of contract	General
Contract start date	01/12/2010
Contract end date	

17/18 Contracted general activity (UDA)	10,076
Carry forward general activity (UDA)	-202
17/18 Contracted orthodontic activity (UOA)	0
Carry forward orthodontic activity (UOA)	0
Baseline contract value	£281,678.12

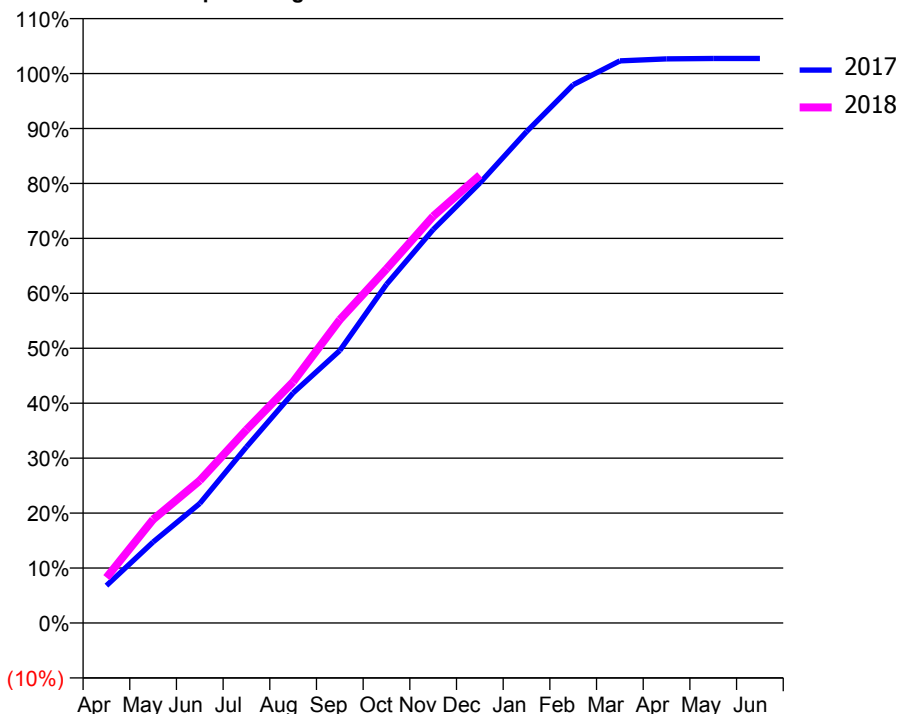
ACCESS*

Patients seen in 24 months	Total	Change since previous quarter
Quarter ending December 2016	5,020	
Quarter ending March 2017	4,938	↓
Quarter ending June 2017	4,978	→
Quarter ending September 2017	5,065	→
Quarter ending December 2017	5,171	↑
Variance since December 2016	3.0%	↑



ACTIVITY

Cumulative percentage of contracted UDA delivered 2017 & 2018



Month	Adjusted Scheduled Activity (UDA)	
	2017	2018
April	686	832
May	1,486	1,900
June	2,191	2,612
July	3,228	3,544
August	4,220	4,421
September	4,996	5,561
October	6,210	6,493
November	7,213	7,459
December	8,067	8,213
January	9,008	
February	9,869	
March	10,308	
April	10,343	
May	10,350	
June	10,352	

QUALITY

	Quantity	Base Number	Contract	AT	Region	England
% of FP17s for the same patient ID Re-attending within 3 months - Children	80	1,600	5.0%	10.3%	11.8%	12.0%
% of FP17s for the same patient ID Re-attending within 3 months - Adults	556	3,473	16.0%	14.5%	15.3%	15.9%
% of FP17s for the same patient ID Re-attending between 3 & 9 months - Children	877	1,600	54.8%	55.9%	59.1%	58.0%
% of FP17s for the same patient ID Re-attending between 3 & 9 months - Adults	1,338	3,473	38.5%	49.0%	51.5%	50.5%
% of FP17s for Band 1 Urgent Courses	869	4,868	17.9%	8.5%	8.0%	9.0%
% of FP17s Relating to Free Repair or Replacements	6	4,868	0.1%	0.7%	0.8%	0.8%
% of FP17s Relating to Continuations	18	4,868	0.4%	0.9%	1.1%	1.1%
% of Patients satisfied with the dentistry they have received	10	10	100.0%	91.4%	91.6%	91.5%
% of Patients satisfied with the time they had to wait for an appointment	10	10	100.0%	89.1%	88.3%	87.9%

* This is based on patients treated on this contract for their most recent course of treatment. Figures in italics indicate the base number of FP17s or Patient Questionnaire responses are less than 100. N/A is shown where the base number of responses is less than 10 during the period. % is calculated as Quantity/Base number*100

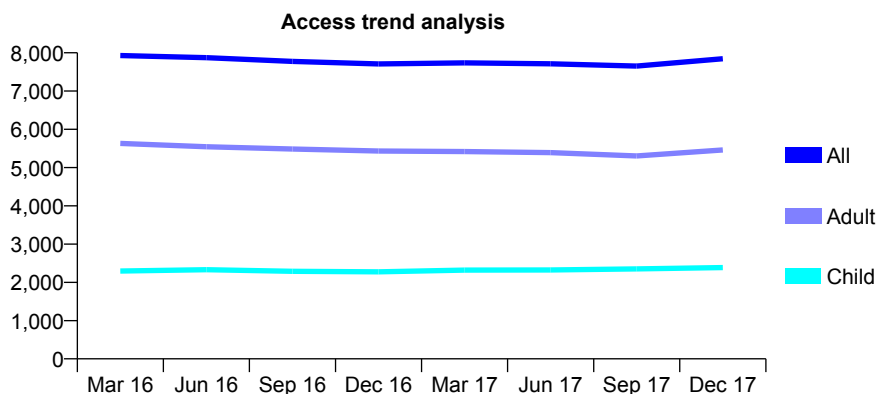
Q57 - Vital Signs At a Glance Contract Report for 179078/0001 - December 2017

Name or company name	Lister House Dental Centre
Contract type name	GDS Contract
Purpose of contract	General
Contract start date	01/04/2013
Contract end date	

17/18 Contracted general activity (UDA)	19,852
Carry forward general activity (UDA)	-397
17/18 Contracted orthodontic activity (UOA)	0
Carry forward orthodontic activity (UOA)	0
Baseline contract value	£566,256.84

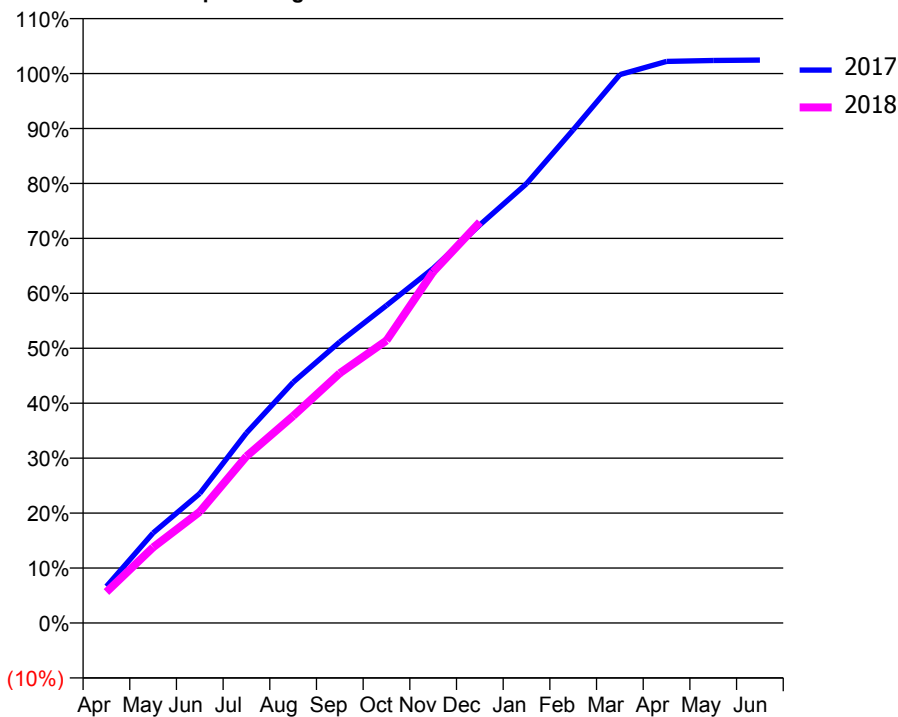
ACCESS*

Patients seen in 24 months	Total	Change since previous quarter
Quarter ending December 2016	7,708	
Quarter ending March 2017	7,738	→
Quarter ending June 2017	7,714	→
Quarter ending September 2017	7,652	→
Quarter ending December 2017	7,846	↑
Variance since December 2016	1.8%	→



ACTIVITY

Cumulative percentage of contracted UDA delivered 2017 & 2018



Month	Adjusted Scheduled Activity (UDA)	
	2017	2018
April	1,325	1,119
May	3,255	2,735
June	4,681	4,020
July	6,869	6,024
August	8,696	7,480
September	10,160	9,025
October	11,472	10,208
November	12,811	12,688
December	14,384	14,482
January	15,869	
February	17,817	
March	19,813	
April	20,290	
May	20,323	
June	20,338	

QUALITY

	Quantity	Base Number	Contract	AT	Region	England
% of FP17s for the same patient ID Re-attending within 3 months - Children	204	2,455	8.3%	10.3%	11.8%	12.0%
% of FP17s for the same patient ID Re-attending within 3 months - Adults	847	5,273	16.1%	14.5%	15.3%	15.9%
% of FP17s for the same patient ID Re-attending between 3 & 9 months - Children	1,314	2,455	53.5%	55.9%	59.1%	58.0%
% of FP17s for the same patient ID Re-attending between 3 & 9 months - Adults	2,426	5,273	46.0%	49.0%	51.5%	50.5%
% of FP17s for Band 1 Urgent Courses	706	6,676	10.6%	8.5%	8.0%	9.0%
% of FP17s Relating to Free Repair or Replacements	51	6,676	0.8%	0.7%	0.8%	0.8%
% of FP17s Relating to Continuations	50	6,676	0.7%	0.9%	1.1%	1.1%
% of Patients satisfied with the dentistry they have received	13	14	92.9%	91.4%	91.6%	91.5%
% of Patients satisfied with the time they had to wait for an appointment	12	14	85.7%	89.1%	88.3%	87.9%

* This is based on patients treated on this contract for their most recent course of treatment. Figures in italics indicate the base number of FP17s or Patient Questionnaire responses are less than 100. N/A is shown where the base number of responses is less than 10 during the period. % is calculated as Quantity/Base number*100

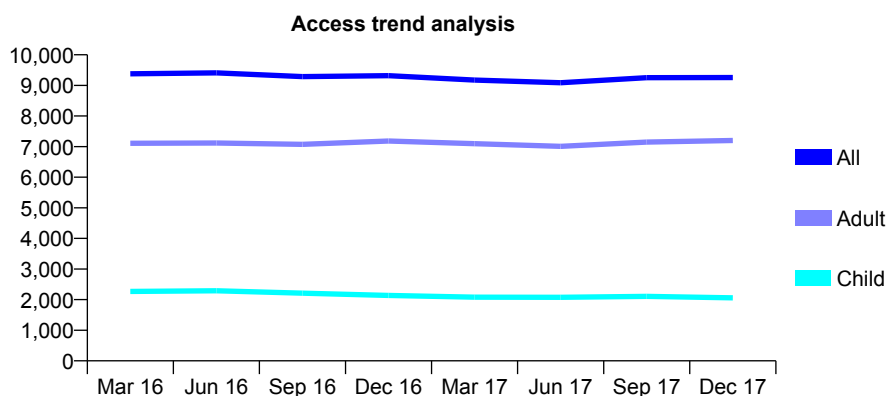
Q57 - Vital Signs At a Glance Contract Report for 180394/0001 - December 2017

Name or company name	Great Knightleys Dental Clinic
Contract type name	GDS Contract
Purpose of contract	General
Contract start date	01/01/2014
Contract end date	

17/18 Contracted general activity (UDA)	36,655
Carry forward general activity (UDA)	733
17/18 Contracted orthodontic activity (UOA)	0
Carry forward orthodontic activity (UOA)	0
Baseline contract value	£1,122,388.23

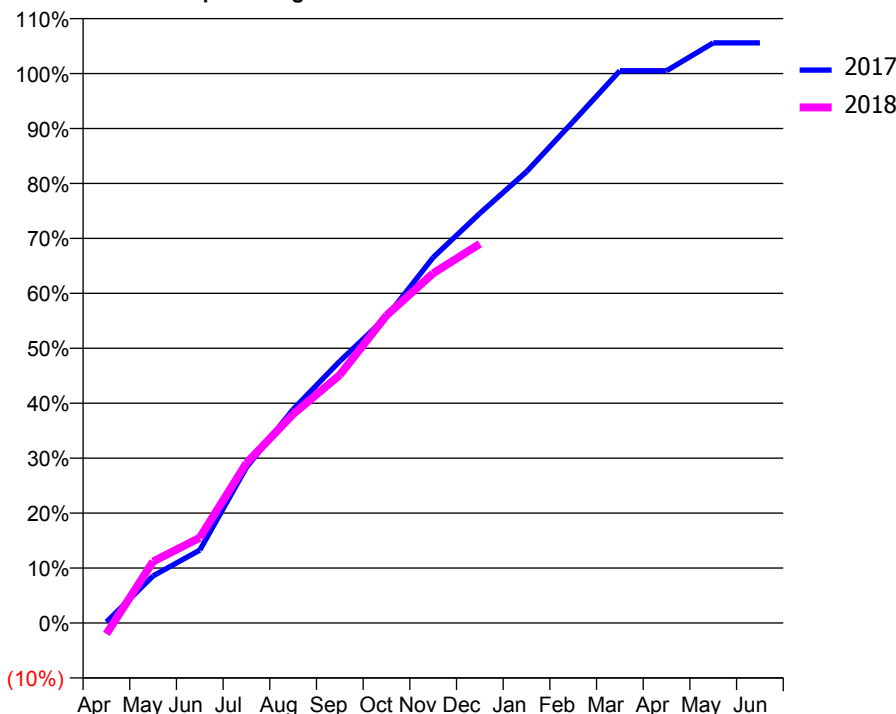
ACCESS*

Patients seen in 24 months	Total	Change since previous quarter
Quarter ending December 2016	9,318	
Quarter ending March 2017	9,173	↓
Quarter ending June 2017	9,087	→
Quarter ending September 2017	9,253	→
Quarter ending December 2017	9,258	→
Variance since December 2016	(0.6%)	→



ACTIVITY

Cumulative percentage of contracted UDA delivered 2017 & 2018



Month	Adjusted Scheduled Activity (UDA)	
	2017	2018
April	71	-733
May	3,141	4,103
June	4,858	5,687
July	10,389	10,671
August	14,256	13,937
September	17,466	16,549
October	20,419	20,513
November	24,382	23,328
December	27,329	25,297
January	30,103	
February	33,454	
March	36,839	
April	36,839	
May	38,697	
June	38,697	

QUALITY

	Quantity	Base Number	Contract	AT	Region	England
% of FP17s for the same patient ID Re-attending within 3 months - Children	151	1,692	8.9%	10.3%	11.8%	12.0%
% of FP17s for the same patient ID Re-attending within 3 months - Adults	1,295	5,816	22.3%	14.5%	15.3%	15.9%
% of FP17s for the same patient ID Re-attending between 3 & 9 months - Children	652	1,692	38.5%	55.9%	59.1%	58.0%
% of FP17s for the same patient ID Re-attending between 3 & 9 months - Adults	1,354	5,816	23.3%	49.0%	51.5%	50.5%
% of FP17s for Band 1 Urgent Courses	763	7,075	10.8%	8.5%	8.0%	9.0%
% of FP17s Relating to Free Repair or Replacements	133	7,075	1.9%	0.7%	0.8%	0.8%
% of FP17s Relating to Continuations	365	7,075	5.2%	0.9%	1.1%	1.1%
% of Patients satisfied with the dentistry they have received	6	6	N/A	91.4%	91.6%	91.5%
% of Patients satisfied with the time they had to wait for an appointment	5	6	N/A	89.1%	88.3%	87.9%

* This is based on patients treated on this contract for their most recent course of treatment. Figures in italics indicate the base number of FP17s or Patient Questionnaire responses are less than 100. N/A is shown where the base number of responses is less than 10 during the period. % is calculated as Quantity/Base number*100

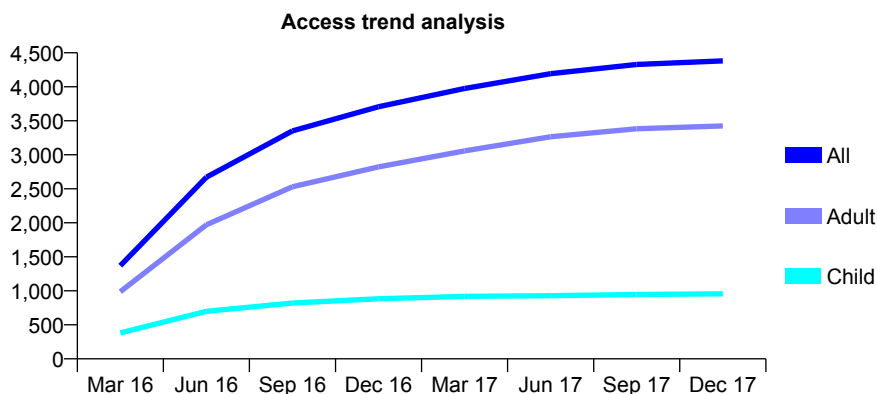
Q57 - Vital Signs At a Glance Contract Report for 181099/0001 - December 2017

Name or company name	Lemar, Lemar & Finn
Contract type name	GDS Contract
Purpose of contract	General
Contract start date	01/12/2015
Contract end date	

17/18 Contracted general activity (UDA)	12,450
Carry forward general activity (UDA)	-174
17/18 Contracted orthodontic activity (UOA)	0
Carry forward orthodontic activity (UOA)	0
Baseline contract value	£287,555.83

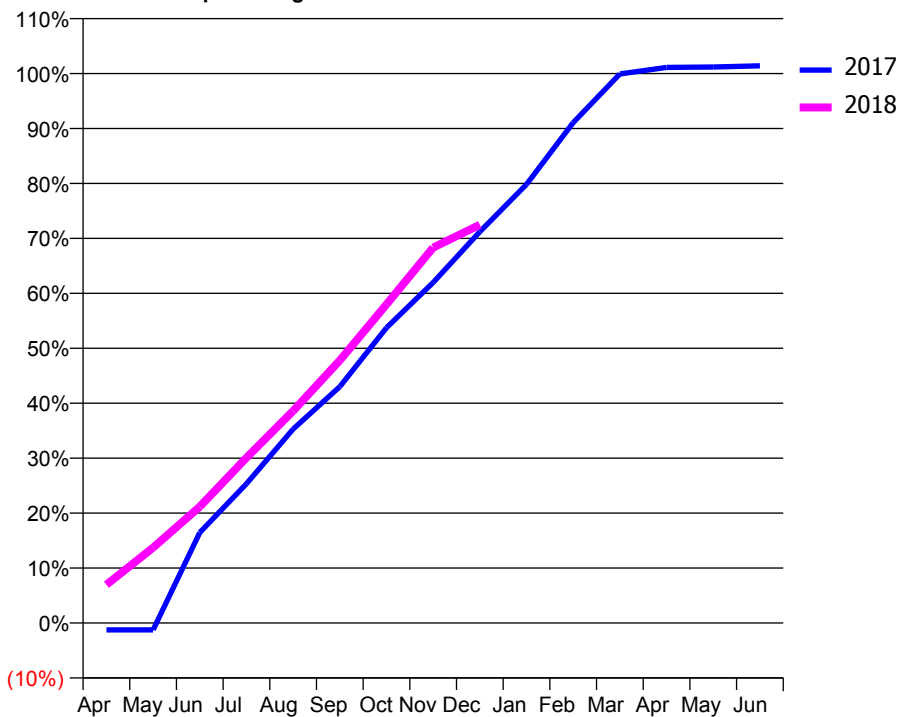
ACCESS*

Patients seen in 24 months	Total	Change since previous quarter
Quarter ending December 2016	3,706	
Quarter ending March 2017	3,976	↑
Quarter ending June 2017	4,194	↑
Quarter ending September 2017	4,329	↑
Quarter ending December 2017	4,381	→
Variance since December 2016	18.2%	↑



ACTIVITY

Cumulative percentage of contracted UDA delivered 2017 & 2018



Month	Adjusted Scheduled Activity (UDA)	
	2017	2018
April	-160	869
May	-160	1,710
June	2,049	2,636
July	3,155	3,745
August	4,393	4,805
September	5,356	5,951
October	6,692	7,220
November	7,715	8,507
December	8,865	9,024
January	9,940	
February	11,337	
March	12,439	
April	12,587	
May	12,598	
June	12,624	

QUALITY

	Quantity	Base Number	Contract	AT	Region	England
% of FP17s for the same patient ID Re-attending within 3 months - Children	57	927	6.1%	10.3%	11.8%	12.0%
% of FP17s for the same patient ID Re-attending within 3 months - Adults	395	3,161	12.5%	14.5%	15.3%	15.9%
% of FP17s for the same patient ID Re-attending between 3 & 9 months - Children	514	927	55.4%	55.9%	59.1%	58.0%
% of FP17s for the same patient ID Re-attending between 3 & 9 months - Adults	1,662	3,161	52.6%	49.0%	51.5%	50.5%
% of FP17s for Band 1 Urgent Courses	202	3,947	5.1%	8.5%	8.0%	9.0%
% of FP17s Relating to Free Repair or Replacements	14	3,947	0.4%	0.7%	0.8%	0.8%
% of FP17s Relating to Continuations	109	3,947	2.8%	0.9%	1.1%	1.1%
% of Patients satisfied with the dentistry they have received	11	12	91.7%	91.4%	91.6%	91.5%
% of Patients satisfied with the time they had to wait for an appointment	12	12	100.0%	89.1%	88.3%	87.9%

* This is based on patients treated on this contract for their most recent course of treatment. Figures in italics indicate the base number of FP17s or Patient Questionnaire responses are less than 100. N/A is shown where the base number of responses is less than 10 during the period. % is calculated as Quantity/Base number*100

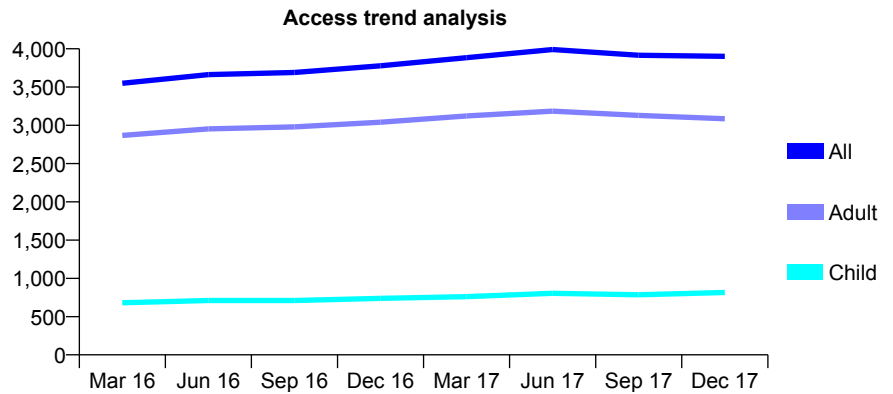
Q57 - Vital Signs At a Glance Contract Report for 181226/0001 - December 2017

Name or company name	Valley Dental Practice
Contract type name	GDS Contract
Purpose of contract	General
Contract start date	01/07/2012
Contract end date	

17/18 Contracted general activity (UDA)	8,028
Carry forward general activity (UDA)	-35
17/18 Contracted orthodontic activity (UOA)	0
Carry forward orthodontic activity (UOA)	0
Baseline contract value	£181,423.67

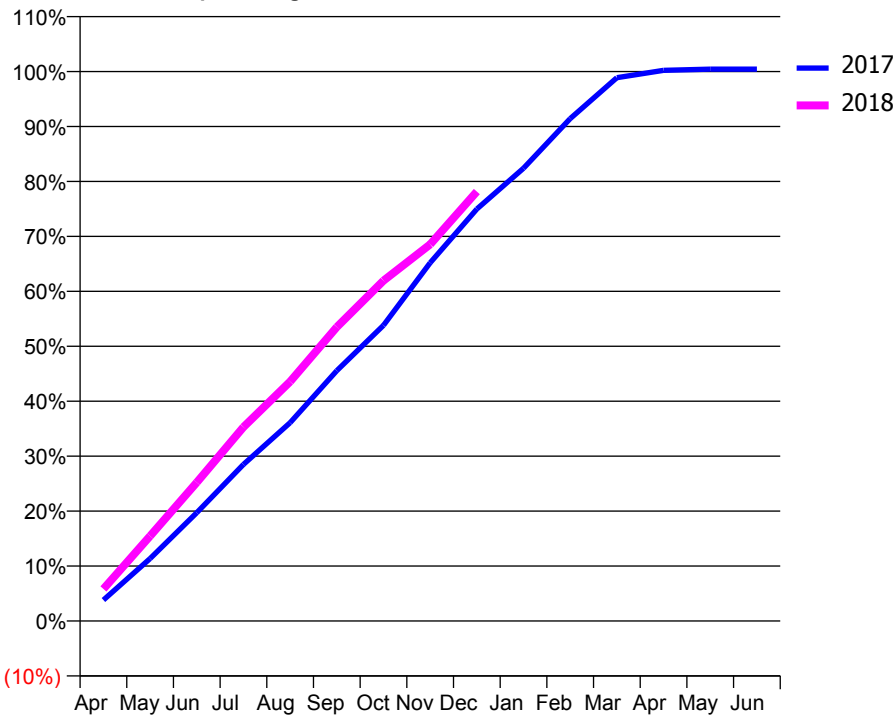
ACCESS*

Patients seen in 24 months	Total	Change since previous quarter
Quarter ending December 2016	3,778	
Quarter ending March 2017	3,884	↑
Quarter ending June 2017	3,991	↑
Quarter ending September 2017	3,916	↓
Quarter ending December 2017	3,901	→
Variance since December 2016	3.3%	↑



ACTIVITY

Cumulative percentage of contracted UDA delivered 2017 & 2018



Month	Adjusted Scheduled Activity (UDA)	
	2017	2018
April	307	468
May	913	1,242
June	1,583	2,025
July	2,288	2,834
August	2,898	3,498
September	3,657	4,295
October	4,320	4,974
November	5,233	5,503
December	6,019	6,274
January	6,614	
February	7,339	
March	7,938	
April	8,045	
May	8,063	
June	8,063	

QUALITY

	Quantity	Base Number	Contract	AT	Region	England
% of FP17s for the same patient ID Re-attending within 3 months - Children	49	842	5.8%	10.3%	11.8%	12.0%
% of FP17s for the same patient ID Re-attending within 3 months - Adults	225	2,731	8.2%	14.5%	15.3%	15.9%
% of FP17s for the same patient ID Re-attending between 3 & 9 months - Children	409	842	48.6%	55.9%	59.1%	58.0%
% of FP17s for the same patient ID Re-attending between 3 & 9 months - Adults	1,255	2,731	46.0%	49.0%	51.5%	50.5%
% of FP17s for Band 1 Urgent Courses	158	3,091	5.1%	8.5%	8.0%	9.0%
% of FP17s Relating to Free Repair or Replacements	31	3,091	1.0%	0.7%	0.8%	0.8%
% of FP17s Relating to Continuations	13	3,091	0.4%	0.9%	1.1%	1.1%
% of Patients satisfied with the dentistry they have received	23	24	95.8%	91.4%	91.6%	91.5%
% of Patients satisfied with the time they had to wait for an appointment	21	24	87.5%	89.1%	88.3%	87.9%

* This is based on patients treated on this contract for their most recent course of treatment. Figures in italics indicate the base number of FP17s or Patient Questionnaire responses are less than 100. N/A is shown where the base number of responses is less than 10 during the period. % is calculated as Quantity/Base number*100

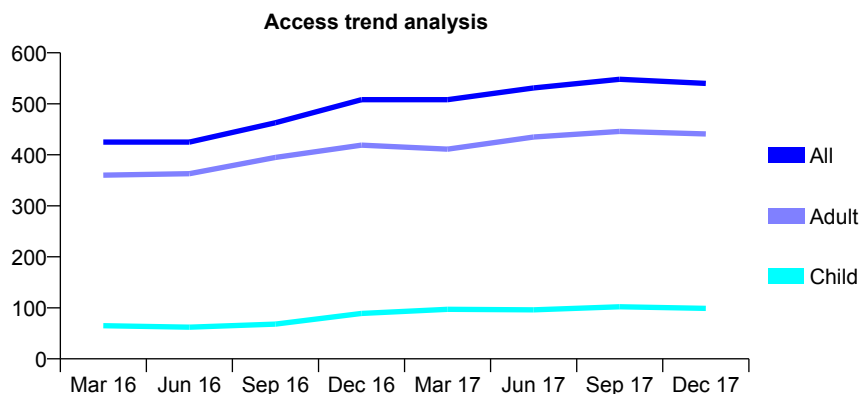
Q57 - Vital Signs At a Glance Contract Report for 181226/0003 - December 2017

Name or company name	Valley Dental Practice
Contract type name	GDS Contract
Purpose of contract	General
Contract start date	01/07/2012
Contract end date	

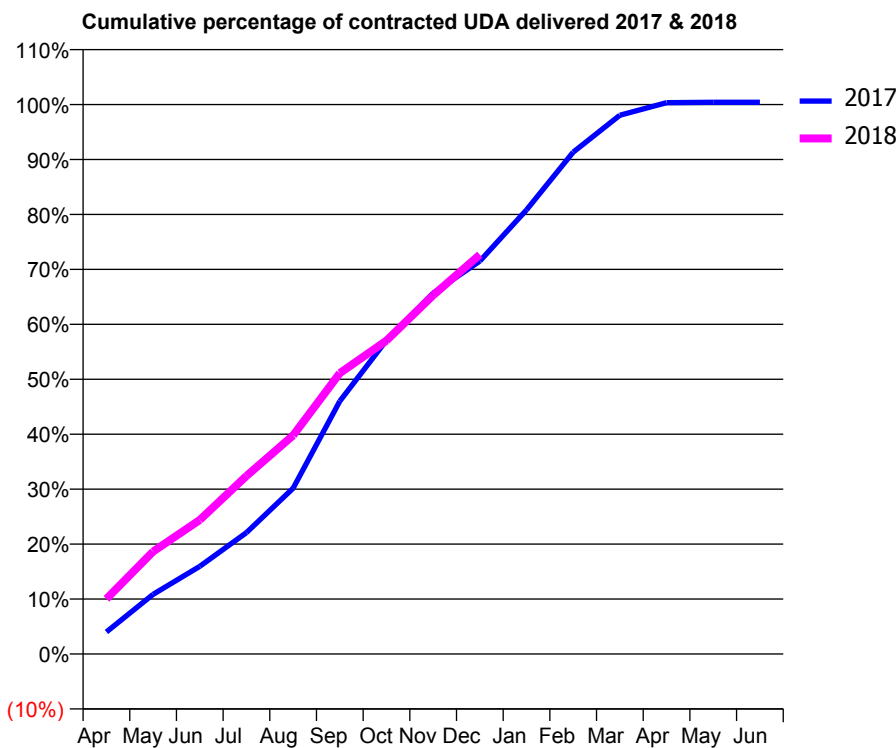
17/18 Contracted general activity (UDA)	1,279
Carry forward general activity (UDA)	-5
17/18 Contracted orthodontic activity (UOA)	0
Carry forward orthodontic activity (UOA)	0
Baseline contract value	£29,008.83

ACCESS*

Patients seen in 24 months	Total	Change since previous quarter
Quarter ending December 2016	508	
Quarter ending March 2017	508	→
Quarter ending June 2017	531	↑
Quarter ending September 2017	548	↑
Quarter ending December 2017	540	↓
Variance since December 2016	6.3%	↑



ACTIVITY



Month	Adjusted Scheduled Activity (UDA)	
	2017	2018
April	51	128
May	139	239
June	204	312
July	283	415
August	386	509
September	589	654
October	730	729
November	840	835
December	914	929
January	1,034	
February	1,168	
March	1,254	
April	1,283	
May	1,284	
June	1,284	

QUALITY

	Quantity	Base Number	Contract	AT	Region	England
% of FP17s for the same patient ID Re-attending within 3 months - Children	1	104	1.0%	10.3%	11.8%	12.0%
% of FP17s for the same patient ID Re-attending within 3 months - Adults	13	311	4.2%	14.5%	15.3%	15.9%
% of FP17s for the same patient ID Re-attending between 3 & 9 months - Children	30	104	28.8%	55.9%	59.1%	58.0%
% of FP17s for the same patient ID Re-attending between 3 & 9 months - Adults	81	311	26.0%	49.0%	51.5%	50.5%
% of FP17s for Band 1 Urgent Courses	22	404	5.4%	8.5%	8.0%	9.0%
% of FP17s Relating to Free Repair or Replacements	3	404	0.7%	0.7%	0.8%	0.8%
% of FP17s Relating to Continuations	1	404	0.2%	0.9%	1.1%	1.1%
% of Patients satisfied with the dentistry they have received	0	0	N/A	91.4%	91.6%	91.5%
% of Patients satisfied with the time they had to wait for an appointment	0	0	N/A	89.1%	88.3%	87.9%

* This is based on patients treated on this contract for their most recent course of treatment. Figures in italics indicate the base number of FP17s or Patient Questionnaire responses are less than 100. N/A is shown where the base number of responses is less than 10 during the period. % is calculated as Quantity/Base number*100

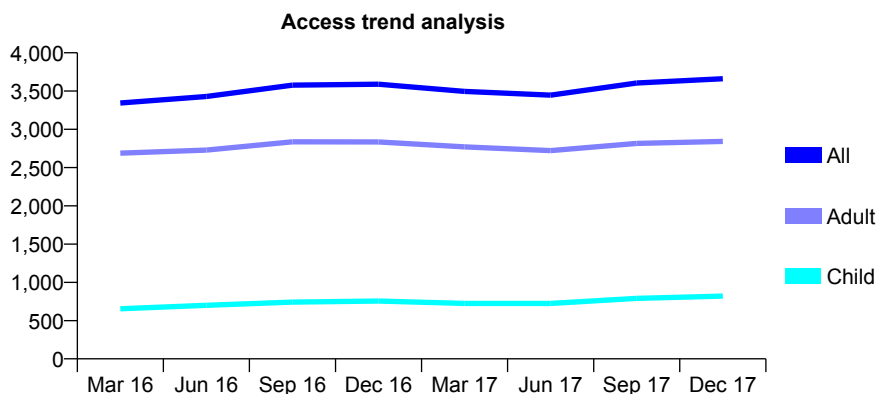
Q57 - Vital Signs At a Glance Contract Report for 181226/0004 - December 2017

Name or company name	Valley Dental Practice
Contract type name	GDS Contract
Purpose of contract	General
Contract start date	01/07/2012
Contract end date	

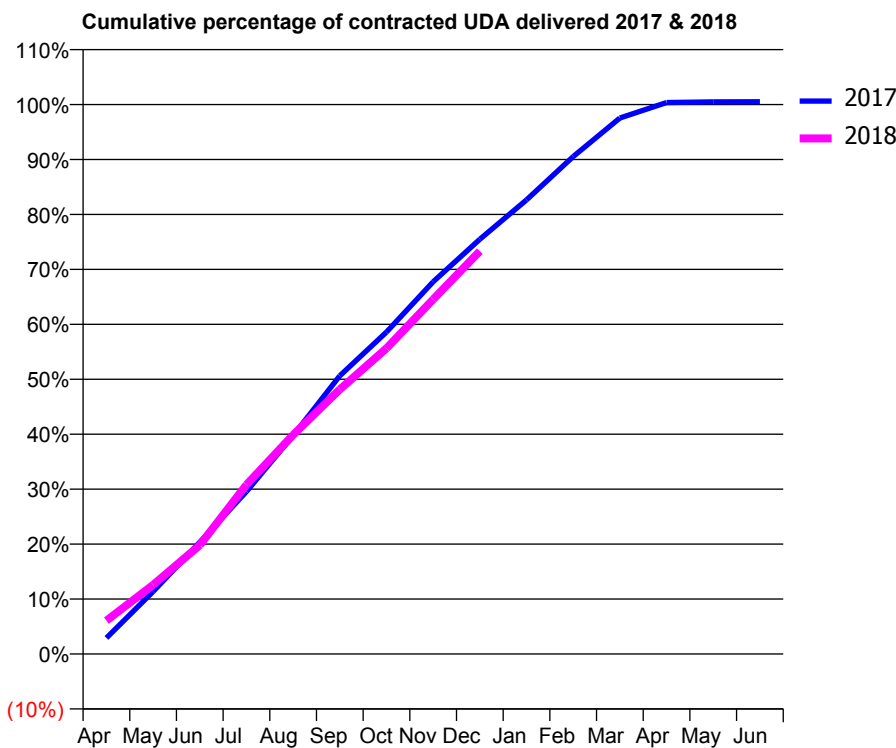
17/18 Contracted general activity (UDA)	9,238
Carry forward general activity (UDA)	-46
17/18 Contracted orthodontic activity (UOA)	0
Carry forward orthodontic activity (UOA)	0
Baseline contract value	£197,734.14

ACCESS*

Patients seen in 24 months	Total	Change since previous quarter
Quarter ending December 2016	3,589	
Quarter ending March 2017	3,495	↓
Quarter ending June 2017	3,446	↓
Quarter ending September 2017	3,605	↑
Quarter ending December 2017	3,661	→
Variance since December 2016	2.0%	↑



ACTIVITY



Month	Adjusted Scheduled Activity (UDA)	
	2017	2018
April	270	561
May	1,050	1,163
June	1,880	1,829
July	2,731	2,846
August	3,674	3,685
September	4,677	4,448
October	5,413	5,140
November	6,258	5,961
December	6,974	6,773
January	7,633	
February	8,362	
March	9,010	
April	9,270	
May	9,281	
June	9,284	

QUALITY

	Quantity	Base Number	Contract	AT	Region	England
% of FP17s for the same patient ID Re-attending within 3 months - Children	21	849	2.5%	10.3%	11.8%	12.0%
% of FP17s for the same patient ID Re-attending within 3 months - Adults	110	2,589	4.2%	14.5%	15.3%	15.9%
% of FP17s for the same patient ID Re-attending between 3 & 9 months - Children	412	849	48.5%	55.9%	59.1%	58.0%
% of FP17s for the same patient ID Re-attending between 3 & 9 months - Adults	1,347	2,589	52.0%	49.0%	51.5%	50.5%
% of FP17s for Band 1 Urgent Courses	88	3,281	2.7%	8.5%	8.0%	9.0%
% of FP17s Relating to Free Repair or Replacements	20	3,281	0.6%	0.7%	0.8%	0.8%
% of FP17s Relating to Continuations	13	3,281	0.4%	0.9%	1.1%	1.1%
% of Patients satisfied with the dentistry they have received	7	7	N/A	91.4%	91.6%	91.5%
% of Patients satisfied with the time they had to wait for an appointment	7	7	N/A	89.1%	88.3%	87.9%

* This is based on patients treated on this contract for their most recent course of treatment. Figures in italics indicate the base number of FP17s or Patient Questionnaire responses are less than 100. N/A is shown where the base number of responses is less than 10 during the period. % is calculated as Quantity/Base number*100

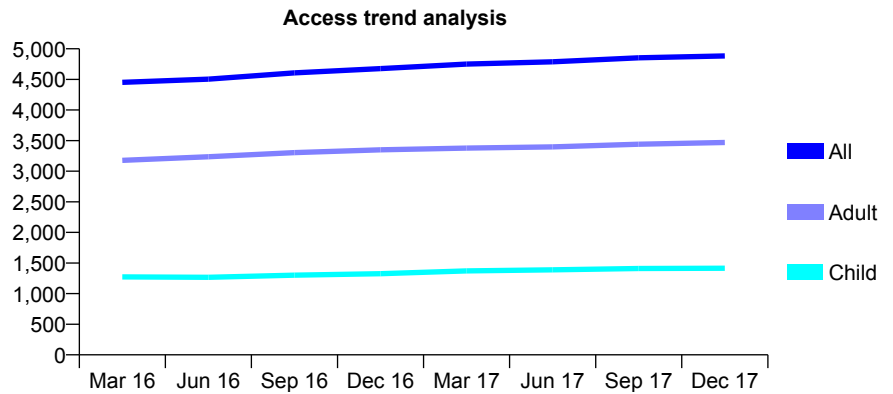
Q57 - Vital Signs At a Glance Contract Report for 184160/0001 - December 2017

Name or company name	S K Pomfret & C Farrell
Contract type name	GDS Contract
Purpose of contract	General
Contract start date	01/02/2008
Contract end date	

17/18 Contracted general activity (UDA)	14,896
Carry forward general activity (UDA)	37
17/18 Contracted orthodontic activity (UOA)	0
Carry forward orthodontic activity (UOA)	0
Baseline contract value	£342,839.96

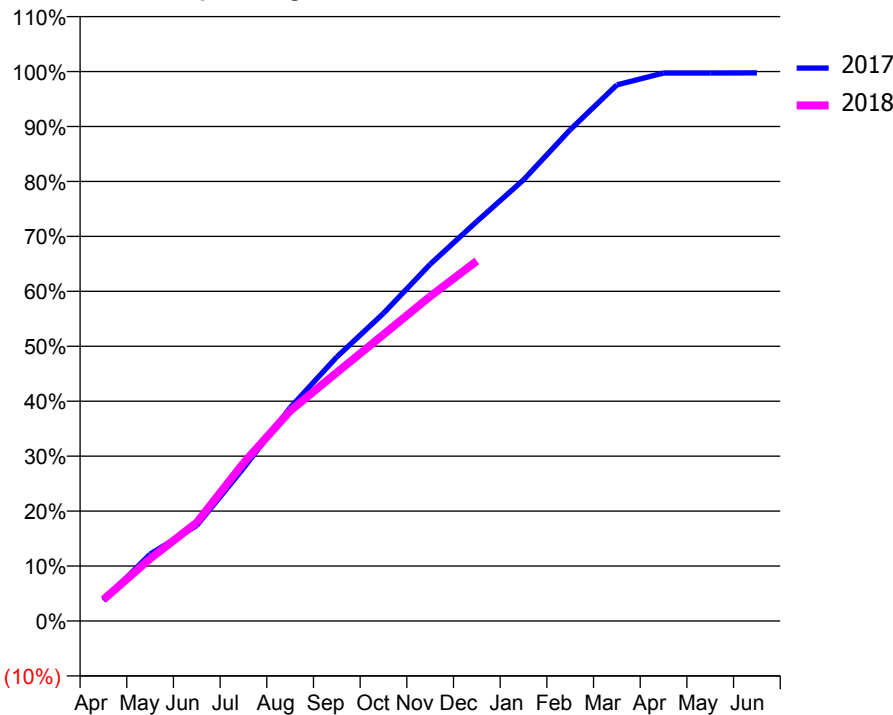
ACCESS*

Patients seen in 24 months	Total	Change since previous quarter
Quarter ending December 2016	4,676	
Quarter ending March 2017	4,750	→
Quarter ending June 2017	4,787	→
Quarter ending September 2017	4,853	→
Quarter ending December 2017	4,884	→
Variance since December 2016	4.4%	↑



ACTIVITY

Cumulative percentage of contracted UDA delivered 2017 & 2018



Month	Adjusted Scheduled Activity (UDA)	
	2017	2018
April	555	581
May	1,813	1,690
June	2,589	2,670
July	4,143	4,280
August	5,782	5,694
September	7,160	6,736
October	8,339	7,766
November	9,673	8,801
December	10,833	9,761
January	11,958	
February	13,318	
March	14,535	
April	14,856	
May	14,857	
June	14,859	

QUALITY

	Quantity	Base Number	Contract	AT	Region	England
% of FP17s for the same patient ID Re-attending within 3 months - Children	90	1,638	5.5%	10.3%	11.8%	12.0%
% of FP17s for the same patient ID Re-attending within 3 months - Adults	438	3,594	12.2%	14.5%	15.3%	15.9%
% of FP17s for the same patient ID Re-attending between 3 & 9 months - Children	1,148	1,638	70.1%	55.9%	59.1%	58.0%
% of FP17s for the same patient ID Re-attending between 3 & 9 months - Adults	2,256	3,594	62.8%	49.0%	51.5%	50.5%
% of FP17s for Band 1 Urgent Courses	272	5,057	5.4%	8.5%	8.0%	9.0%
% of FP17s Relating to Free Repair or Replacements	47	5,057	0.9%	0.7%	0.8%	0.8%
% of FP17s Relating to Continuations	34	5,057	0.7%	0.9%	1.1%	1.1%
% of Patients satisfied with the dentistry they have received	6	7	N/A	91.4%	91.6%	91.5%
% of Patients satisfied with the time they had to wait for an appointment	7	7	N/A	89.1%	88.3%	87.9%

* This is based on patients treated on this contract for their most recent course of treatment. Figures in italics indicate the base number of FP17s or Patient Questionnaire responses are less than 100. N/A is shown where the base number of responses is less than 10 during the period. % is calculated as Quantity/Base number*100

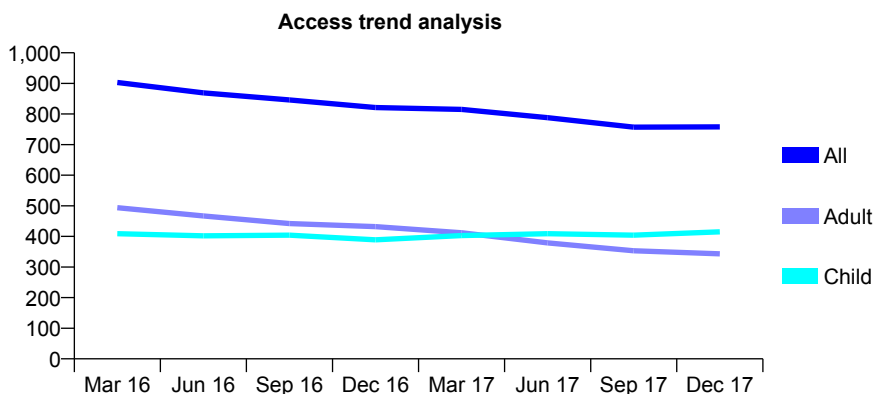
Q57 - Vital Signs At a Glance Contract Report for 185264/0001 - December 2017

Name or company name	Whitehouse Dental Practice
Contract type name	GDS Contract
Purpose of contract	General
Contract start date	17/10/2012
Contract end date	

17/18 Contracted general activity (UDA)	2,138
Carry forward general activity (UDA)	0
17/18 Contracted orthodontic activity (UOA)	0
Carry forward orthodontic activity (UOA)	0
Baseline contract value	£50,670.92

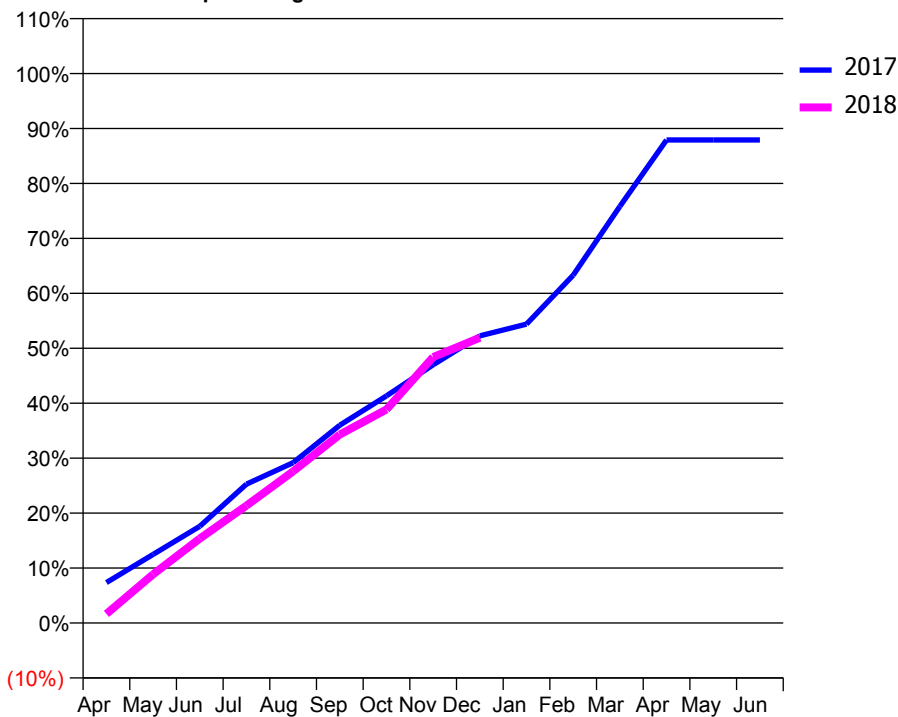
ACCESS*

Patients seen in 24 months	Total	Change since previous quarter
Quarter ending December 2016	821	
Quarter ending March 2017	815	→
Quarter ending June 2017	788	↓
Quarter ending September 2017	757	↓
Quarter ending December 2017	758	→
Variance since December 2016	(7.7%)	↓



ACTIVITY

Cumulative percentage of contracted UDA delivered 2017 & 2018



Adjusted Scheduled Activity (UDA)		
Month	2017	2018
April	158	36
May	267	189
June	377	329
July	540	457
August	624	590
September	770	733
October	884	831
November	1,005	1,035
December	1,117	1,110
January	1,163	
February	1,354	
March	1,621	
April	1,880	
May	1,880	
June	1,880	

QUALITY

	Quantity	Base Number	Contract	AT	Region	England
% of FP17s for the same patient ID Re-attending within 3 months - Children	26	379	6.9%	10.3%	11.8%	12.0%
% of FP17s for the same patient ID Re-attending within 3 months - Adults	26	266	9.8%	14.5%	15.3%	15.9%
% of FP17s for the same patient ID Re-attending between 3 & 9 months - Children	190	379	50.1%	55.9%	59.1%	58.0%
% of FP17s for the same patient ID Re-attending between 3 & 9 months - Adults	127	266	47.7%	49.0%	51.5%	50.5%
% of FP17s for Band 1 Urgent Courses	66	595	11.1%	8.5%	8.0%	9.0%
% of FP17s Relating to Free Repair or Replacements	1	595	0.2%	0.7%	0.8%	0.8%
% of FP17s Relating to Continuations	0	595	0.0%	0.9%	1.1%	1.1%
% of Patients satisfied with the dentistry they have received	2	2	N/A	91.4%	91.6%	91.5%
% of Patients satisfied with the time they had to wait for an appointment	2	2	N/A	89.1%	88.3%	87.9%

* This is based on patients treated on this contract for their most recent course of treatment. Figures in italics indicate the base number of FP17s or Patient Questionnaire responses are less than 100. N/A is shown where the base number of responses is less than 10 during the period. % is calculated as Quantity/Base number*100

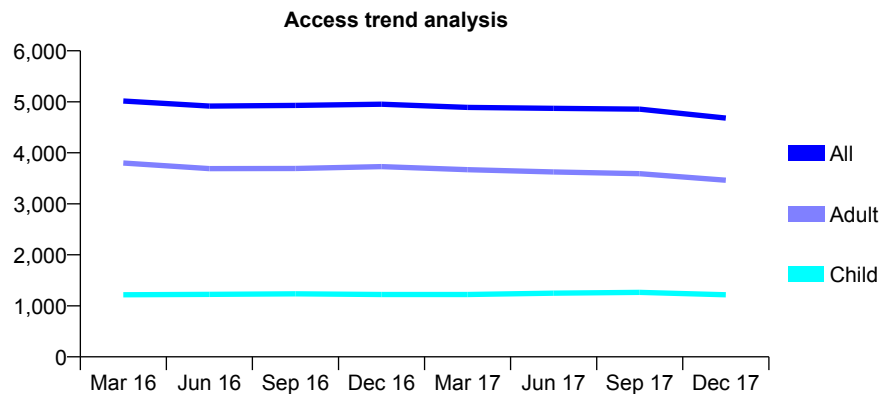
Q57 - Vital Signs At a Glance Contract Report for 187437/0001 - December 2017

Name or company name	Mr H Dhamu and Mr G V Mathew
Contract type name	GDS Contract
Purpose of contract	General
Contract start date	01/12/2013
Contract end date	

17/18 Contracted general activity (UDA)	12,000
Carry forward general activity (UDA)	-179
17/18 Contracted orthodontic activity (UOA)	0
Carry forward orthodontic activity (UOA)	0
Baseline contract value	£291,181.38

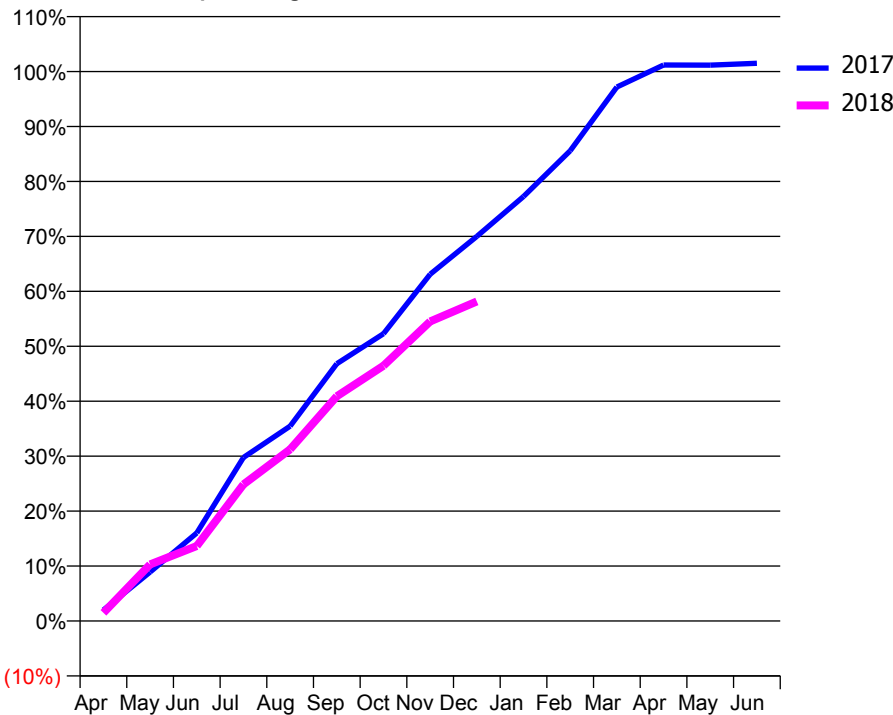
ACCESS*

Patients seen in 24 months	Total	Change since previous quarter
Quarter ending December 2016	4,952	
Quarter ending March 2017	4,890	↓
Quarter ending June 2017	4,873	→
Quarter ending September 2017	4,856	→
Quarter ending December 2017	4,681	↓
Variance since December 2016	(5.5%)	↓



ACTIVITY

Cumulative percentage of contracted UDA delivered 2017 & 2018



Month	Adjusted Scheduled Activity (UDA)	
	2017	2018
April	240	179
May	1,069	1,237
June	1,924	1,637
July	3,570	2,982
August	4,256	3,750
September	5,619	4,908
October	6,275	5,575
November	7,572	6,541
December	8,400	6,979
January	9,271	
February	10,269	
March	11,660	
April	12,141	
May	12,139	
June	12,179	

QUALITY

	Quantity	Base Number	Contract	AT	Region	England
% of FP17s for the same patient ID Re-attending within 3 months - Children	65	977	6.7%	10.3%	11.8%	12.0%
% of FP17s for the same patient ID Re-attending within 3 months - Adults	419	2,676	15.7%	14.5%	15.3%	15.9%
% of FP17s for the same patient ID Re-attending between 3 & 9 months - Children	507	977	51.9%	55.9%	59.1%	58.0%
% of FP17s for the same patient ID Re-attending between 3 & 9 months - Adults	1,065	2,676	39.8%	49.0%	51.5%	50.5%
% of FP17s for Band 1 Urgent Courses	598	3,426	17.5%	8.5%	8.0%	9.0%
% of FP17s Relating to Free Repair or Replacements	8	3,426	0.2%	0.7%	0.8%	0.8%
% of FP17s Relating to Continuations	6	3,426	0.2%	0.9%	1.1%	1.1%
% of Patients satisfied with the dentistry they have received	5	6	N/A	91.4%	91.6%	91.5%
% of Patients satisfied with the time they had to wait for an appointment	4	6	N/A	89.1%	88.3%	87.9%

* This is based on patients treated on this contract for their most recent course of treatment. Figures in italics indicate the base number of FP17s or Patient Questionnaire responses are less than 100. N/A is shown where the base number of responses is less than 10 during the period. % is calculated as Quantity/Base number*100

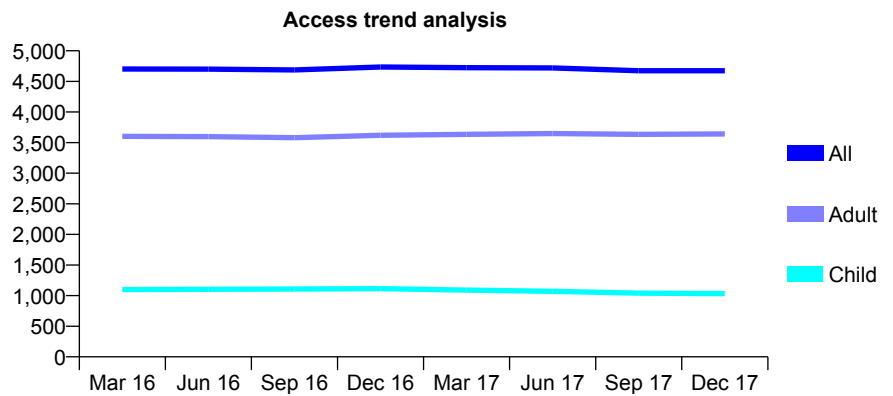
Q57 - Vital Signs At a Glance Contract Report for 187984/0001 - December 2017

Name or company name	Serenity Dental Surgery Partnership
Contract type name	GDS Contract
Purpose of contract	General
Contract start date	01/04/2009
Contract end date	

17/18 Contracted general activity (UDA)	14,354
Carry forward general activity (UDA)	-161
17/18 Contracted orthodontic activity (UOA)	0
Carry forward orthodontic activity (UOA)	0
Baseline contract value	£424,823.67

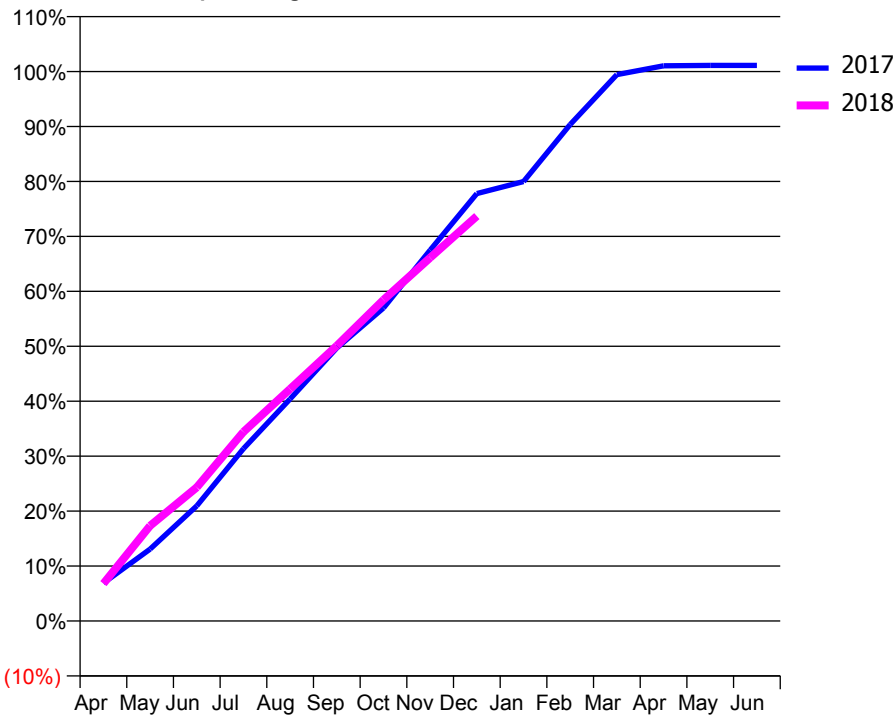
ACCESS*

Patients seen in 24 months	Total	Change since previous quarter
Quarter ending December 2016	4,735	
Quarter ending March 2017	4,725	→
Quarter ending June 2017	4,720	→
Quarter ending September 2017	4,674	→
Quarter ending December 2017	4,675	→
Variance since December 2016	(1.3%)	↓



ACTIVITY

Cumulative percentage of contracted UDA delivered 2017 & 2018



Month	Adjusted Scheduled Activity (UDA)	
	2017	2018
April	990	979
May	1,878	2,488
June	3,008	3,492
July	4,502	4,941
August	5,800	6,062
September	7,131	7,193
October	8,177	8,391
November	9,687	9,491
December	11,165	10,578
January	11,478	
February	12,969	
March	14,272	
April	14,503	
May	14,515	
June	14,515	

QUALITY

	Quantity	Base Number	Contract	AT	Region	England
% of FP17s for the same patient ID Re-attending within 3 months - Children	88	1,287	6.8%	10.3%	11.8%	12.0%
% of FP17s for the same patient ID Re-attending within 3 months - Adults	800	4,779	16.7%	14.5%	15.3%	15.9%
% of FP17s for the same patient ID Re-attending between 3 & 9 months - Children	886	1,287	68.8%	55.9%	59.1%	58.0%
% of FP17s for the same patient ID Re-attending between 3 & 9 months - Adults	3,045	4,779	63.7%	49.0%	51.5%	50.5%
% of FP17s for Band 1 Urgent Courses	305	5,946	5.1%	8.5%	8.0%	9.0%
% of FP17s Relating to Free Repair or Replacements	86	5,946	1.4%	0.7%	0.8%	0.8%
% of FP17s Relating to Continuations	79	5,946	1.3%	0.9%	1.1%	1.1%
% of Patients satisfied with the dentistry they have received	4	4	N/A	91.4%	91.6%	91.5%
% of Patients satisfied with the time they had to wait for an appointment	4	4	N/A	89.1%	88.3%	87.9%

* This is based on patients treated on this contract for their most recent course of treatment. Figures in italics indicate the base number of FP17s or Patient Questionnaire responses are less than 100. N/A is shown where the base number of responses is less than 10 during the period. % is calculated as Quantity/Base number*100

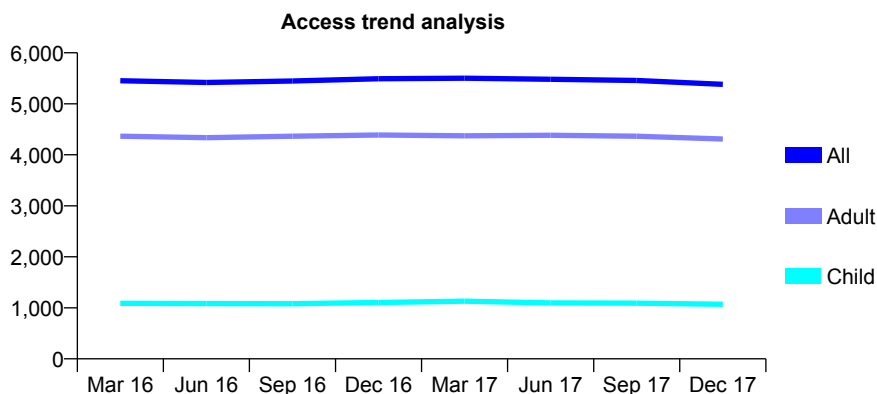
Q57 - Vital Signs At a Glance Contract Report for 188018/0001 - December 2017

Name or company name	Messrs. Lee & Perera
Contract type name	GDS Contract
Purpose of contract	General
Contract start date	01/04/2008
Contract end date	

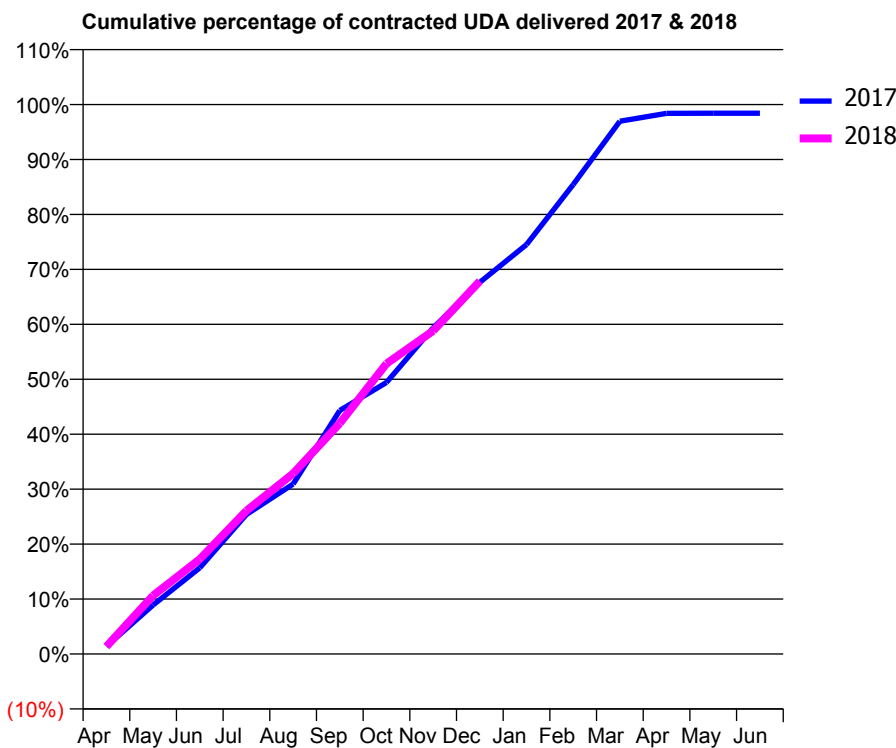
17/18 Contracted general activity (UDA)	15,000
Carry forward general activity (UDA)	240
17/18 Contracted orthodontic activity (UOA)	0
Carry forward orthodontic activity (UOA)	0
Baseline contract value	£452,737.53

ACCESS*

Patients seen in 24 months	Total	Change since previous quarter
Quarter ending December 2016	5,492	
Quarter ending March 2017	5,502	→
Quarter ending June 2017	5,481	→
Quarter ending September 2017	5,457	→
Quarter ending December 2017	5,382	↓
Variance since December 2016	(2.0%)	↓



ACTIVITY



Month	Adjusted Scheduled Activity (UDA)	
	2017	2018
April	209	204
May	1,338	1,597
June	2,354	2,590
July	3,808	3,911
August	4,639	4,926
September	6,647	6,299
October	7,413	7,928
November	8,905	8,821
December	10,146	10,179
January	11,176	
February	12,813	
March	14,543	
April	14,758	
May	14,760	
June	14,760	

QUALITY

	Quantity	Base Number	Contract	AT	Region	England
% of FP17s for the same patient ID Re-attending within 3 months - Children	120	1,434	8.4%	10.3%	11.8%	12.0%
% of FP17s for the same patient ID Re-attending within 3 months - Adults	539	4,071	13.2%	14.5%	15.3%	15.9%
% of FP17s for the same patient ID Re-attending between 3 & 9 months - Children	938	1,434	65.4%	55.9%	59.1%	58.0%
% of FP17s for the same patient ID Re-attending between 3 & 9 months - Adults	1,913	4,071	47.0%	49.0%	51.5%	50.5%
% of FP17s for Band 1 Urgent Courses	521	5,390	9.7%	8.5%	8.0%	9.0%
% of FP17s Relating to Free Repair or Replacements	34	5,390	0.6%	0.7%	0.8%	0.8%
% of FP17s Relating to Continuations	86	5,390	1.6%	0.9%	1.1%	1.1%
% of Patients satisfied with the dentistry they have received	9	11	81.8%	91.4%	91.6%	91.5%
% of Patients satisfied with the time they had to wait for an appointment	9	11	81.8%	89.1%	88.3%	87.9%

* This is based on patients treated on this contract for their most recent course of treatment. Figures in italics indicate the base number of FP17s or Patient Questionnaire responses are less than 100. N/A is shown where the base number of responses is less than 10 during the period. % is calculated as Quantity/Base number*100

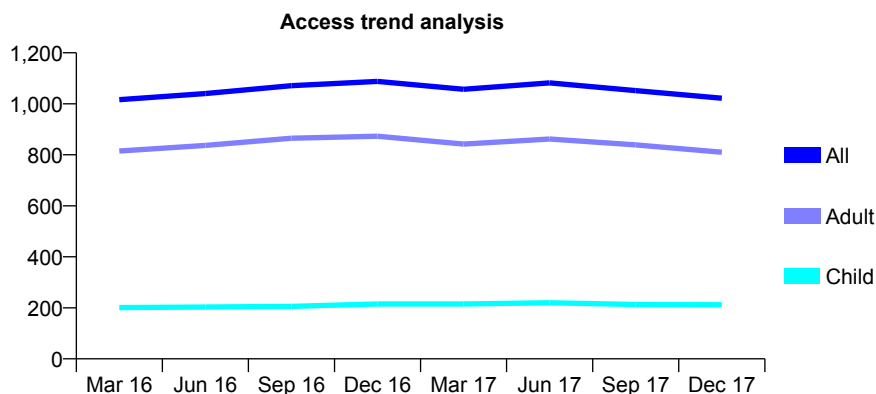
Q57 - Vital Signs At a Glance Contract Report for 188190/0001 - December 2017

Name or company name	J & S Essex
Contract type name	GDS Contract
Purpose of contract	General
Contract start date	01/11/2008
Contract end date	

17/18 Contracted general activity (UDA)	4,000
Carry forward general activity (UDA)	0
17/18 Contracted orthodontic activity (UOA)	0
Carry forward orthodontic activity (UOA)	0
Baseline contract value	£94,947.24

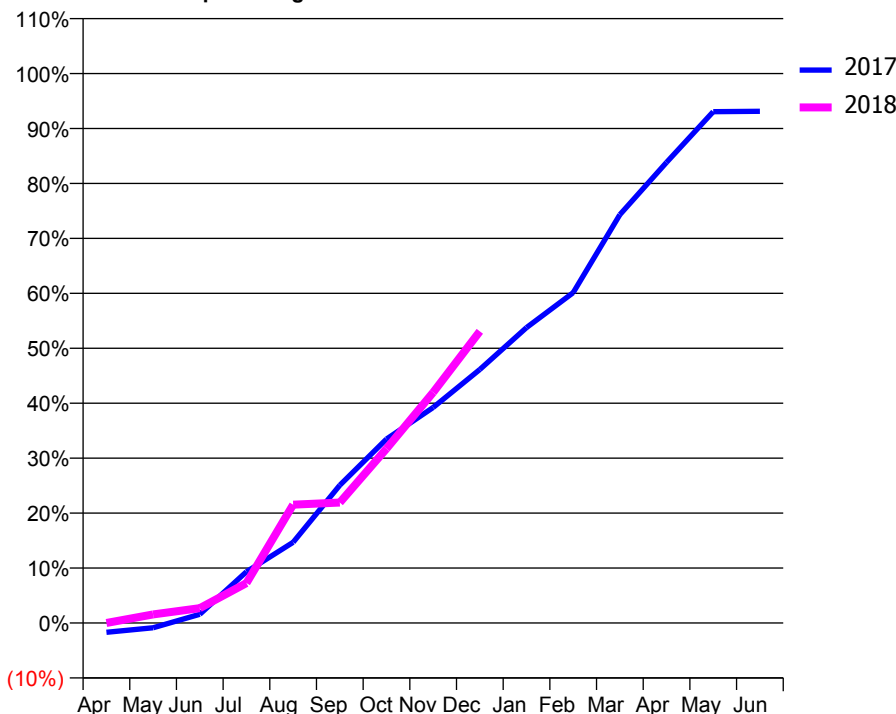
ACCESS*

Patients seen in 24 months	Total	Change since previous quarter
Quarter ending December 2016	1,088	
Quarter ending March 2017	1,057	↓
Quarter ending June 2017	1,082	↑
Quarter ending September 2017	1,052	↓
Quarter ending December 2017	1,022	↓
Variance since December 2016	(6.1%)	↓



ACTIVITY

Cumulative percentage of contracted UDA delivered 2017 & 2018



Month	Adjusted Scheduled Activity (UDA)	
	2017	2018
April	-68	0
May	-36	63
June	64	108
July	373	291
August	588	861
September	1,004	877
October	1,339	1,269
November	1,569	1,679
December	1,846	2,123
January	2,151	
February	2,405	
March	2,972	
April	3,353	
May	3,722	
June	3,725	

QUALITY

	Quantity	Base Number	Contract	AT	Region	England
% of FP17s for the same patient ID Re-attending within 3 months - Children	13	160	8.1%	10.3%	11.8%	12.0%
% of FP17s for the same patient ID Re-attending within 3 months - Adults	110	702	15.7%	14.5%	15.3%	15.9%
% of FP17s for the same patient ID Re-attending between 3 & 9 months - Children	54	160	33.8%	55.9%	59.1%	58.0%
% of FP17s for the same patient ID Re-attending between 3 & 9 months - Adults	321	702	45.7%	49.0%	51.5%	50.5%
% of FP17s for Band 1 Urgent Courses	40	679	5.9%	8.5%	8.0%	9.0%
% of FP17s Relating to Free Repair or Replacements	6	679	0.9%	0.7%	0.8%	0.8%
% of FP17s Relating to Continuations	1	679	0.1%	0.9%	1.1%	1.1%
% of Patients satisfied with the dentistry they have received	1	3	N/A	91.4%	91.6%	91.5%
% of Patients satisfied with the time they had to wait for an appointment	2	3	N/A	89.1%	88.3%	87.9%

* This is based on patients treated on this contract for their most recent course of treatment. Figures in italics indicate the base number of FP17s or Patient Questionnaire responses are less than 100. N/A is shown where the base number of responses is less than 10 during the period. % is calculated as Quantity/Base number*100

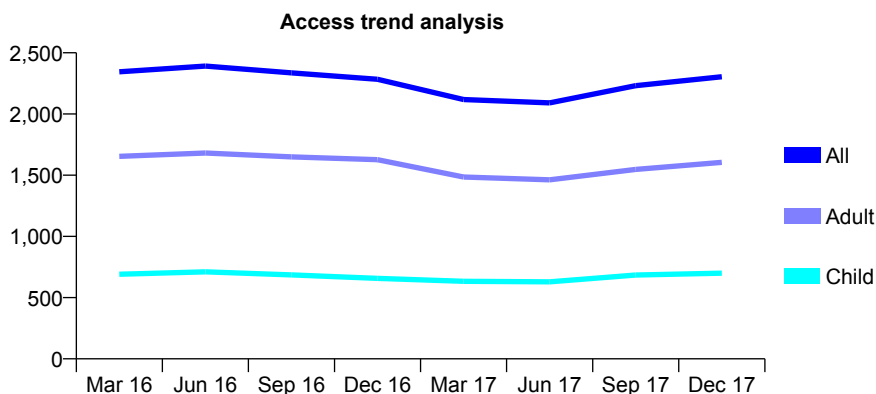
Q57 - Vital Signs At a Glance Contract Report for 188654/0001 - December 2017

Name or company name	Julie Sutton & James Nelson
Contract type name	GDS Contract
Purpose of contract	General
Contract start date	01/05/2014
Contract end date	

17/18 Contracted general activity (UDA)	6,031
Carry forward general activity (UDA)	-34
17/18 Contracted orthodontic activity (UOA)	0
Carry forward orthodontic activity (UOA)	0
Baseline contract value	£151,956.63

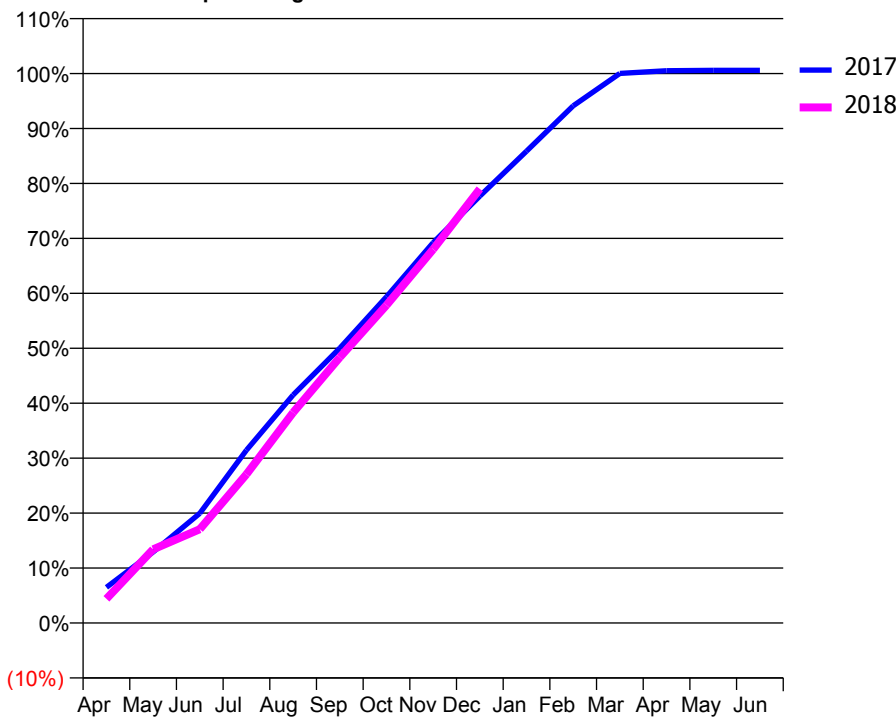
ACCESS*

Patients seen in 24 months	Total	Change since previous quarter
Quarter ending December 2016	2,284	
Quarter ending March 2017	2,118	↓
Quarter ending June 2017	2,091	↓
Quarter ending September 2017	2,232	↑
Quarter ending December 2017	2,305	↑
Variance since December 2016	0.9%	→



ACTIVITY

Cumulative percentage of contracted UDA delivered 2017 & 2018



Month	Adjusted Scheduled Activity (UDA)	
	2017	2018
April	391	266
May	780	808
June	1,204	1,030
July	1,897	1,633
August	2,503	2,311
September	3,017	2,916
October	3,581	3,488
November	4,174	4,102
December	4,685	4,764
January	5,179	
February	5,677	
March	6,032	
April	6,061	
May	6,065	
June	6,065	

QUALITY

	Quantity	Base Number	Contract	AT	Region	England
% of FP17s for the same patient ID Re-attending within 3 months - Children	60	794	7.6%	10.3%	11.8%	12.0%
% of FP17s for the same patient ID Re-attending within 3 months - Adults	173	1,620	10.7%	14.5%	15.3%	15.9%
% of FP17s for the same patient ID Re-attending between 3 & 9 months - Children	396	794	49.9%	55.9%	59.1%	58.0%
% of FP17s for the same patient ID Re-attending between 3 & 9 months - Adults	769	1,620	47.5%	49.0%	51.5%	50.5%
% of FP17s for Band 1 Urgent Courses	184	2,399	7.7%	8.5%	8.0%	9.0%
% of FP17s Relating to Free Repair or Replacements	9	2,399	0.4%	0.7%	0.8%	0.8%
% of FP17s Relating to Continuations	12	2,399	0.5%	0.9%	1.1%	1.1%
% of Patients satisfied with the dentistry they have received	4	4	N/A	91.4%	91.6%	91.5%
% of Patients satisfied with the time they had to wait for an appointment	3	4	N/A	89.1%	88.3%	87.9%

* This is based on patients treated on this contract for their most recent course of treatment. Figures in italics indicate the base number of FP17s or Patient Questionnaire responses are less than 100. N/A is shown where the base number of responses is less than 10 during the period. % is calculated as Quantity/Base number*100

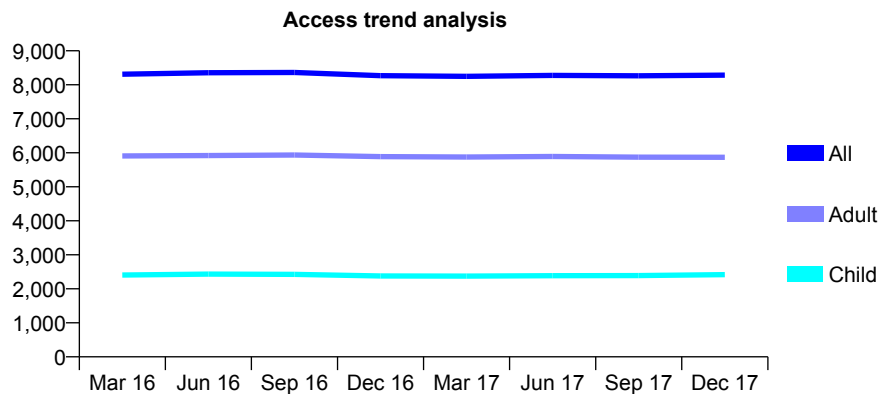
Q57 - Vital Signs At a Glance Contract Report for 191051/0001 - December 2017

Name or company name	Chelmer Village Associates Ltd
Contract type name	GDS Contract
Purpose of contract	General
Contract start date	01/04/2008
Contract end date	

17/18 Contracted general activity (UDA)	20,550
Carry forward general activity (UDA)	0
17/18 Contracted orthodontic activity (UOA)	0
Carry forward orthodontic activity (UOA)	0
Baseline contract value	£541,368.81

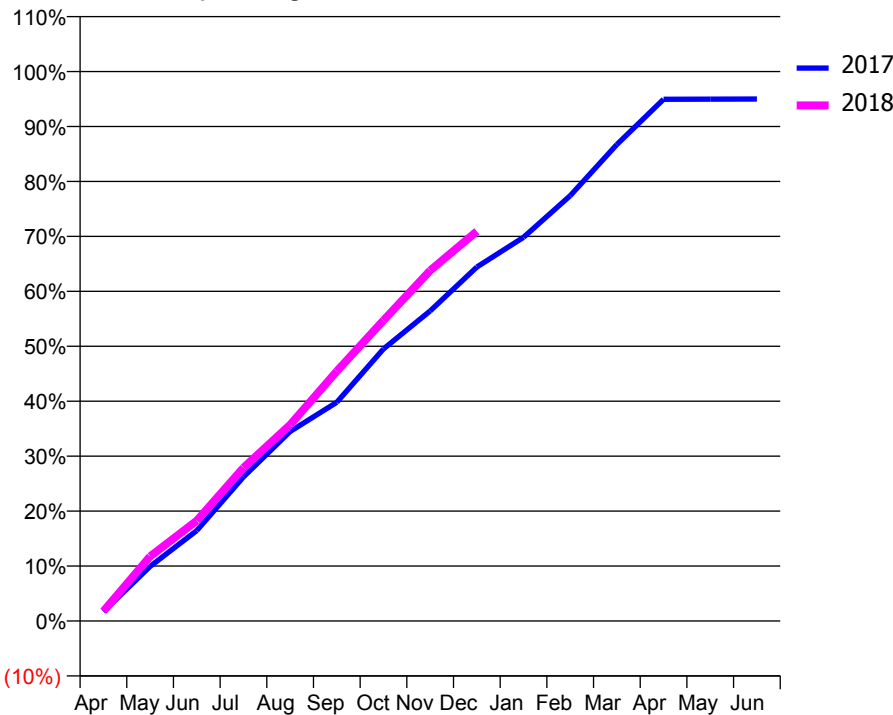
ACCESS*

Patients seen in 24 months	Total	Change since previous quarter
Quarter ending December 2016	8,269	
Quarter ending March 2017	8,249	→
Quarter ending June 2017	8,277	→
Quarter ending September 2017	8,263	→
Quarter ending December 2017	8,285	→
Variance since December 2016	0.2%	→



ACTIVITY

Cumulative percentage of contracted UDA delivered 2017 & 2018



Month	Adjusted Scheduled Activity (UDA)	
	2017	2018
April	353	369
May	2,044	2,417
June	3,384	3,751
July	5,387	5,731
August	7,086	7,340
September	8,179	9,345
October	10,176	11,245
November	11,599	13,107
December	13,238	14,573
January	14,351	
February	15,906	
March	17,818	
April	19,512	
May	19,517	
June	19,523	

QUALITY

	Quantity	Base Number	Contract	AT	Region	England
% of FP17s for the same patient ID Re-attending within 3 months - Children	246	2,516	9.8%	10.3%	11.8%	12.0%
% of FP17s for the same patient ID Re-attending within 3 months - Adults	637	4,920	12.9%	14.5%	15.3%	15.9%
% of FP17s for the same patient ID Re-attending between 3 & 9 months - Children	1,048	2,516	41.7%	55.9%	59.1%	58.0%
% of FP17s for the same patient ID Re-attending between 3 & 9 months - Adults	1,709	4,920	34.7%	49.0%	51.5%	50.5%
% of FP17s for Band 1 Urgent Courses	617	6,787	9.1%	8.5%	8.0%	9.0%
% of FP17s Relating to Free Repair or Replacements	104	6,787	1.5%	0.7%	0.8%	0.8%
% of FP17s Relating to Continuations	35	6,787	0.5%	0.9%	1.1%	1.1%
% of Patients satisfied with the dentistry they have received	9	9	N/A	91.4%	91.6%	91.5%
% of Patients satisfied with the time they had to wait for an appointment	9	9	N/A	89.1%	88.3%	87.9%

* This is based on patients treated on this contract for their most recent course of treatment. Figures in italics indicate the base number of FP17s or Patient Questionnaire responses are less than 100. N/A is shown where the base number of responses is less than 10 during the period. % is calculated as Quantity/Base number*100

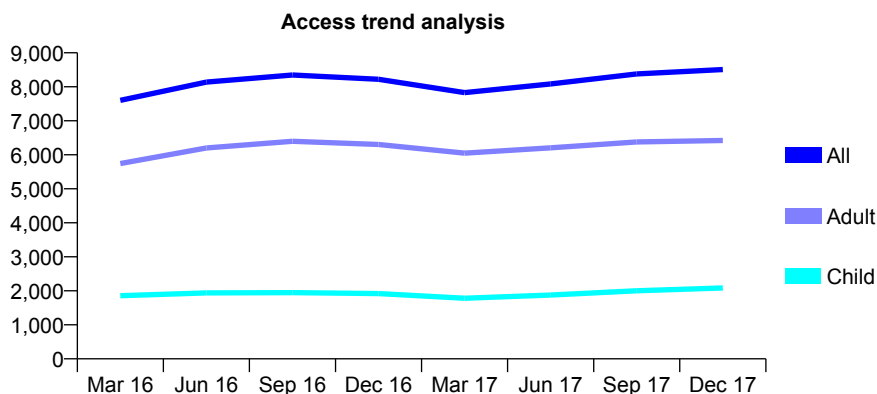
Q57 - Vital Signs At a Glance Contract Report for 195413/0001 - December 2017

Name or company name	Clacton Dental Care
Contract type name	GDS Contract
Purpose of contract	General
Contract start date	01/04/2010
Contract end date	

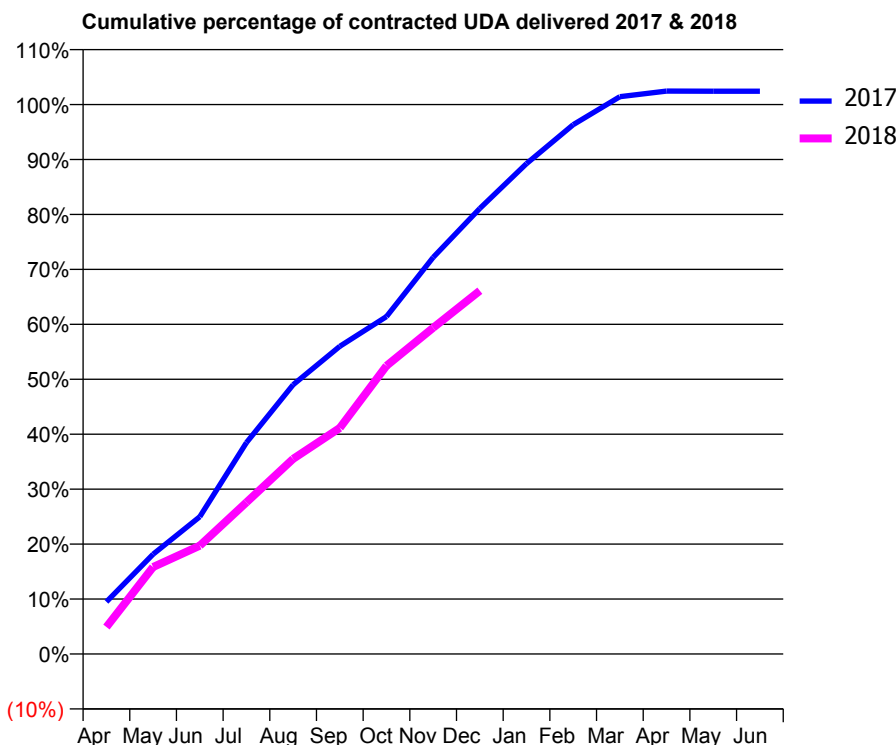
17/18 Contracted general activity (UDA)	25,126
Carry forward general activity (UDA)	0
17/18 Contracted orthodontic activity (UOA)	0
Carry forward orthodontic activity (UOA)	0
Baseline contract value	£687,600.31

ACCESS*

Patients seen in 24 months	Total	Change since previous quarter
Quarter ending December 2016	8,220	
Quarter ending March 2017	7,831	↓
Quarter ending June 2017	8,085	↑
Quarter ending September 2017	8,378	↑
Quarter ending December 2017	8,508	→
Variance since December 2016	3.5%	↑



ACTIVITY



Month	Adjusted Scheduled Activity (UDA)	
	2017	2018
April	2,388	1,234
May	4,561	3,981
June	6,275	4,956
July	9,670	6,936
August	12,311	8,922
September	14,067	10,339
October	15,427	13,180
November	18,135	14,916
December	20,376	16,613
January	22,420	
February	24,203	
March	25,484	
April	25,742	
May	25,734	
June	25,736	

QUALITY

	Quantity	Base Number	Contract	AT	Region	England
% of FP17s for the same patient ID Re-attending within 3 months - Children	112	2,092	5.4%	10.3%	11.8%	12.0%
% of FP17s for the same patient ID Re-attending within 3 months - Adults	660	5,809	11.4%	14.5%	15.3%	15.9%
% of FP17s for the same patient ID Re-attending between 3 & 9 months - Children	616	2,092	29.4%	55.9%	59.1%	58.0%
% of FP17s for the same patient ID Re-attending between 3 & 9 months - Adults	1,345	5,809	23.2%	49.0%	51.5%	50.5%
% of FP17s for Band 1 Urgent Courses	1,369	7,801	17.5%	8.5%	8.0%	9.0%
% of FP17s Relating to Free Repair or Replacements	20	7,801	0.3%	0.7%	0.8%	0.8%
% of FP17s Relating to Continuations	22	7,801	0.3%	0.9%	1.1%	1.1%
% of Patients satisfied with the dentistry they have received	7	9	N/A	91.4%	91.6%	91.5%
% of Patients satisfied with the time they had to wait for an appointment	6	9	N/A	89.1%	88.3%	87.9%

* This is based on patients treated on this contract for their most recent course of treatment. Figures in italics indicate the base number of FP17s or Patient Questionnaire responses are less than 100. N/A is shown where the base number of responses is less than 10 during the period. % is calculated as Quantity/Base number*100

Q57 - Vital Signs At a Glance Contract Report for 195413/0004 - December 2017

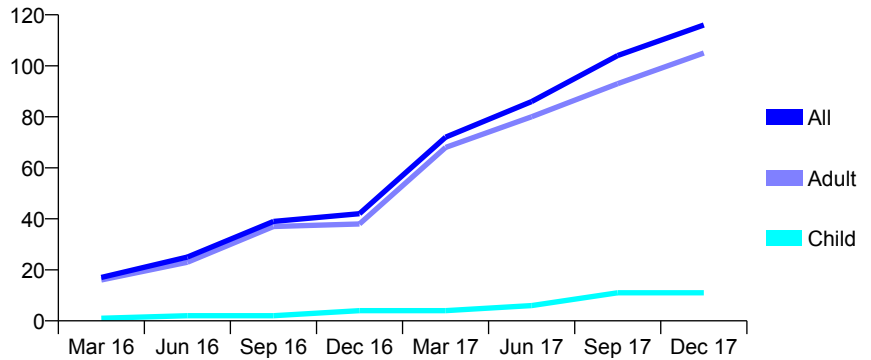
Name or company name	Clacton Dental Care
Contract type name	GDS Contract
Purpose of contract	General
Contract start date	01/04/2015
Contract end date	

17/18 Contracted general activity (UDA)	547
Carry forward general activity (UDA)	0
17/18 Contracted orthodontic activity (UOA)	0
Carry forward orthodontic activity (UOA)	0
Baseline contract value	£14,975.45

ACCESS*

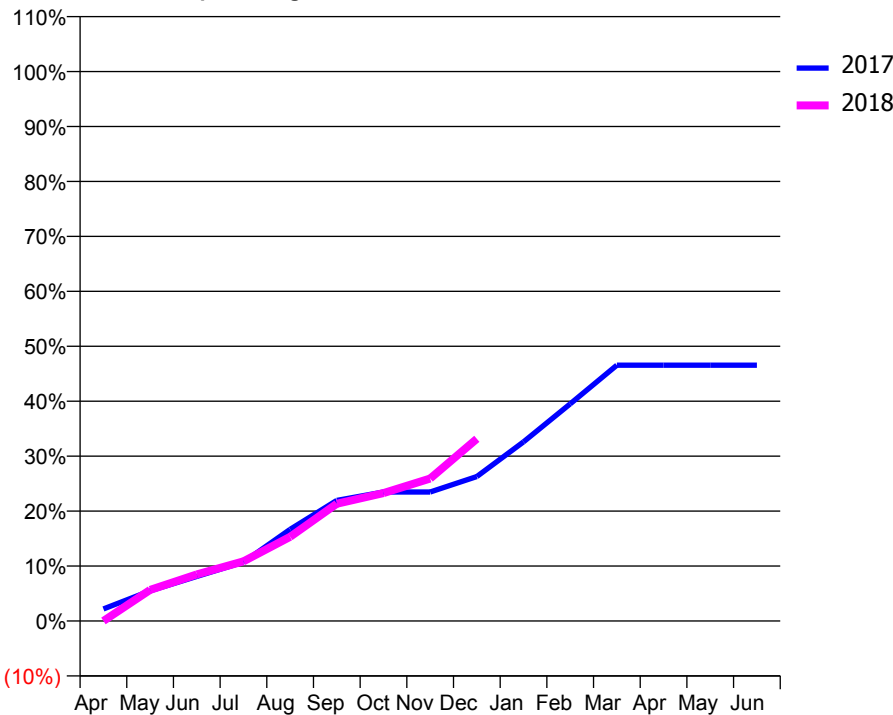
Patients seen in 24 months	Total	Change since previous quarter
Quarter ending December 2016	42	
Quarter ending March 2017	72	↑
Quarter ending June 2017	86	↑
Quarter ending September 2017	104	↑
Quarter ending December 2017	116	↑
Variance since December 2016	176.2%	↑

Access trend analysis



ACTIVITY

Cumulative percentage of contracted UDA delivered 2017 & 2018



Month	Adjusted Scheduled Activity (UDA)	
	2017	2018
April	12	0
May	30	31
June	44	46
July	59	59
August	91	84
September	120	117
October	128	127
November	128	142
December	144	181
January	178	
February	216	
March	255	
April	255	
May	255	
June	255	

QUALITY

	Quantity	Base Number	Contract	AT	Region	England
% of FP17s for the same patient ID Re-attending within 3 months - Children	1	18	5.6%	10.3%	11.8%	12.0%
% of FP17s for the same patient ID Re-attending within 3 months - Adults	1	131	0.8%	14.5%	15.3%	15.9%
% of FP17s for the same patient ID Re-attending between 3 & 9 months - Children	0	18	0.0%	55.9%	59.1%	58.0%
% of FP17s for the same patient ID Re-attending between 3 & 9 months - Adults	0	131	0.0%	49.0%	51.5%	50.5%
% of FP17s for Band 1 Urgent Courses	142	149	95.3%	8.5%	8.0%	9.0%
% of FP17s Relating to Free Repair or Replacements	0	149	0.0%	0.7%	0.8%	0.8%
% of FP17s Relating to Continuations	0	149	0.0%	0.9%	1.1%	1.1%
% of Patients satisfied with the dentistry they have received	0	0	N/A	91.4%	91.6%	91.5%
% of Patients satisfied with the time they had to wait for an appointment	0	0	N/A	89.1%	88.3%	87.9%

* This is based on patients treated on this contract for their most recent course of treatment. Figures in italics indicate the base number of FP17s or Patient Questionnaire responses are less than 100. N/A is shown where the base number of responses is less than 10 during the period. % is calculated as Quantity/Base number*100

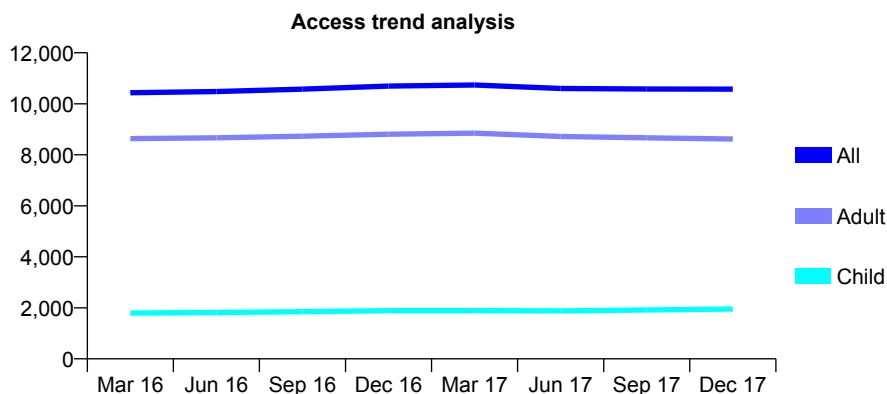
Q57 - Vital Signs At a Glance Contract Report for 195456/0001 - December 2017

Name or company name	M C Dentistry Ltd
Contract type name	GDS Contract
Purpose of contract	General
Contract start date	01/04/2011
Contract end date	

17/18 Contracted general activity (UDA)	33,500
Carry forward general activity (UDA)	0
17/18 Contracted orthodontic activity (UOA)	0
Carry forward orthodontic activity (UOA)	0
Baseline contract value	£855,463.40

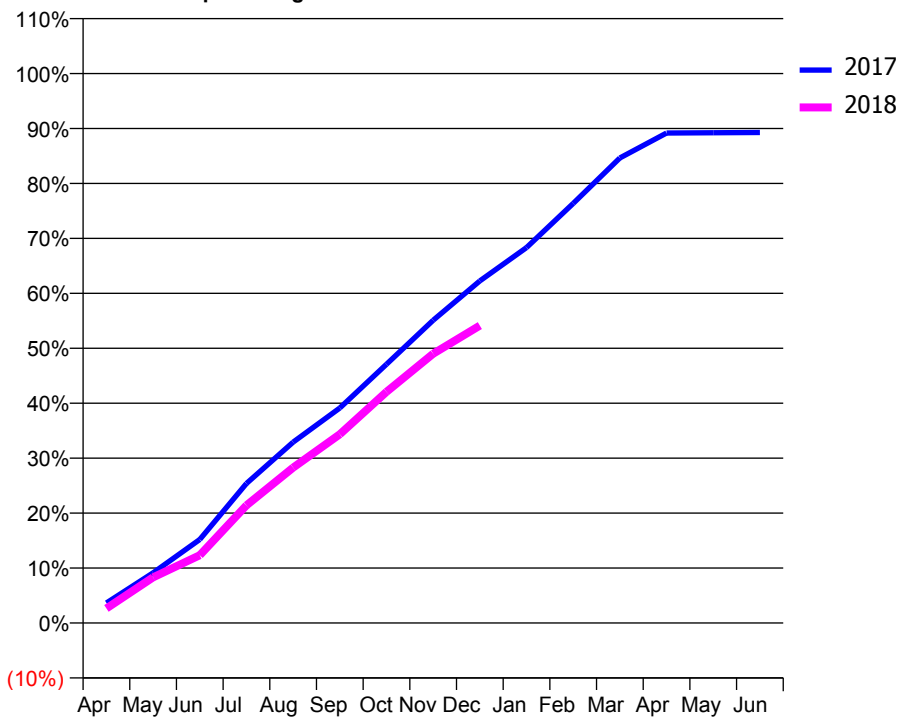
ACCESS*

Patients seen in 24 months	Total	Change since previous quarter
Quarter ending December 2016	10,697	
Quarter ending March 2017	10,739	→
Quarter ending June 2017	10,601	↓
Quarter ending September 2017	10,583	→
Quarter ending December 2017	10,576	→
Variance since December 2016	(1.1%)	↓



ACTIVITY

Cumulative percentage of contracted UDA delivered 2017 & 2018



Month	Adjusted Scheduled Activity (UDA)	
	2017	2018
April	1,224	890
May	3,063	2,787
June	5,092	4,133
July	8,508	7,173
August	11,028	9,472
September	13,108	11,510
October	15,773	14,089
November	18,461	16,414
December	20,857	18,132
January	22,885	
February	25,583	
March	28,355	
April	29,871	
May	29,890	
June	29,906	

QUALITY

	Quantity	Base Number	Contract	AT	Region	England
% of FP17s for the same patient ID Re-attending within 3 months - Children	97	2,018	4.8%	10.3%	11.8%	12.0%
% of FP17s for the same patient ID Re-attending within 3 months - Adults	886	8,306	10.7%	14.5%	15.3%	15.9%
% of FP17s for the same patient ID Re-attending between 3 & 9 months - Children	1,248	2,018	61.8%	55.9%	59.1%	58.0%
% of FP17s for the same patient ID Re-attending between 3 & 9 months - Adults	4,835	8,306	58.2%	49.0%	51.5%	50.5%
% of FP17s for Band 1 Urgent Courses	661	9,671	6.8%	8.5%	8.0%	9.0%
% of FP17s Relating to Free Repair or Replacements	44	9,671	0.5%	0.7%	0.8%	0.8%
% of FP17s Relating to Continuations	130	9,671	1.3%	0.9%	1.1%	1.1%
% of Patients satisfied with the dentistry they have received	20	21	95.2%	91.4%	91.6%	91.5%
% of Patients satisfied with the time they had to wait for an appointment	19	21	90.5%	89.1%	88.3%	87.9%

* This is based on patients treated on this contract for their most recent course of treatment. Figures in italics indicate the base number of FP17s or Patient Questionnaire responses are less than 100. N/A is shown where the base number of responses is less than 10 during the period. % is calculated as Quantity/Base number*100

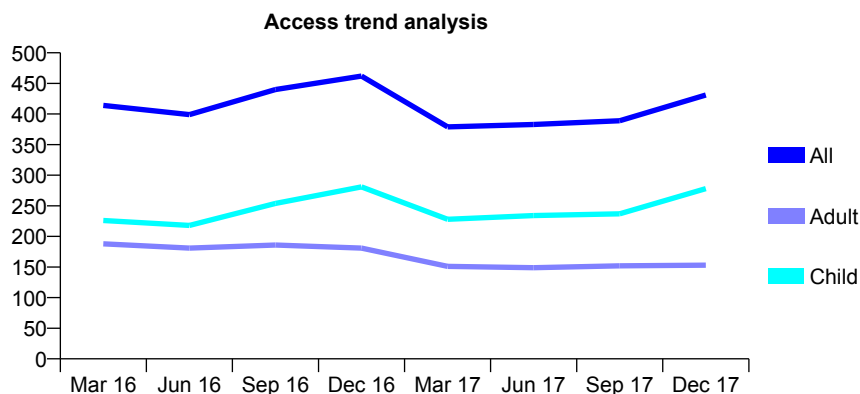
Q57 - Vital Signs At a Glance Contract Report for 195731/0001 - December 2017

Name or company name	David Dundas (Dental Surgeon) Ltd
Contract type name	GDS Contract
Purpose of contract	General
Contract start date	01/11/2010
Contract end date	

17/18 Contracted general activity (UDA)	950
Carry forward general activity (UDA)	0
17/18 Contracted orthodontic activity (UOA)	0
Carry forward orthodontic activity (UOA)	0
Baseline contract value	£21,483.21

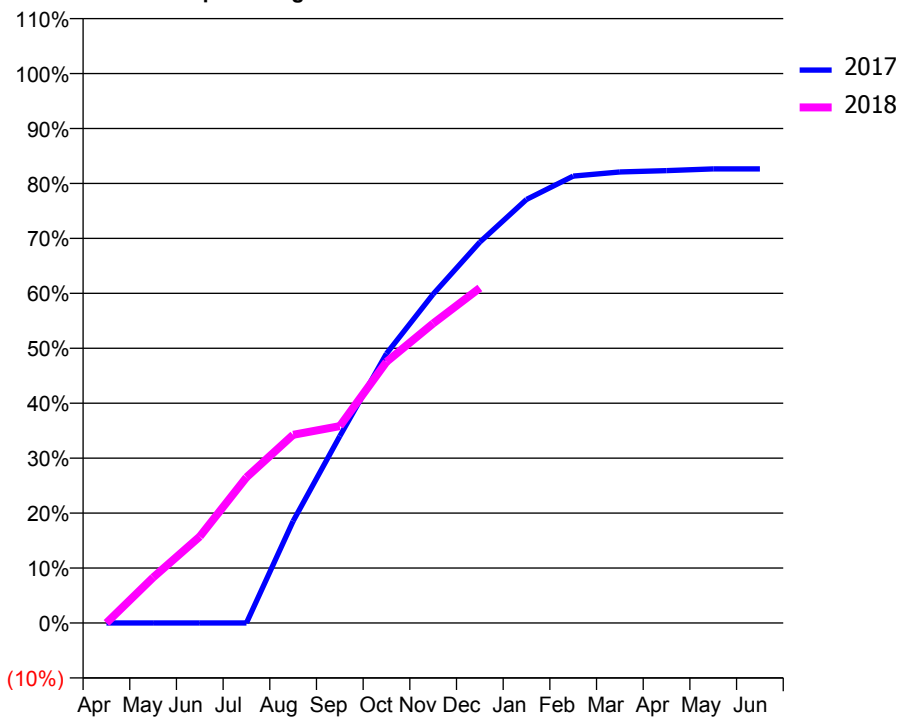
ACCESS*

Patients seen in 24 months	Total	Change since previous quarter
Quarter ending December 2016	462	
Quarter ending March 2017	379	↓
Quarter ending June 2017	383	→
Quarter ending September 2017	389	→
Quarter ending December 2017	431	↑
Variance since December 2016	(6.7%)	↓



ACTIVITY

Cumulative percentage of contracted UDA delivered 2017 & 2018



Month	Adjusted Scheduled Activity (UDA)	
	2017	2018
April	0	0
May	0	79
June	0	150
July	0	252
August	176	325
September	323	340
October	466	452
November	569	518
December	659	579
January	732	
February	773	
March	780	
April	782	
May	785	
June	785	

QUALITY

	Quantity	Base Number	Contract	AT	Region	England
% of FP17s for the same patient ID Re-attending within 3 months - Children	8	262	3.1%	10.3%	11.8%	12.0%
% of FP17s for the same patient ID Re-attending within 3 months - Adults	10	135	7.4%	14.5%	15.3%	15.9%
% of FP17s for the same patient ID Re-attending between 3 & 9 months - Children	102	262	38.9%	55.9%	59.1%	58.0%
% of FP17s for the same patient ID Re-attending between 3 & 9 months - Adults	53	135	39.3%	49.0%	51.5%	50.5%
% of FP17s for Band 1 Urgent Courses	32	394	8.1%	8.5%	8.0%	9.0%
% of FP17s Relating to Free Repair or Replacements	0	394	0.0%	0.7%	0.8%	0.8%
% of FP17s Relating to Continuations	2	394	0.5%	0.9%	1.1%	1.1%
% of Patients satisfied with the dentistry they have received	0	0	N/A	91.4%	91.6%	91.5%
% of Patients satisfied with the time they had to wait for an appointment	0	0	N/A	89.1%	88.3%	87.9%

* This is based on patients treated on this contract for their most recent course of treatment. Figures in italics indicate the base number of FP17s or Patient Questionnaire responses are less than 100. N/A is shown where the base number of responses is less than 10 during the period. % is calculated as Quantity/Base number*100

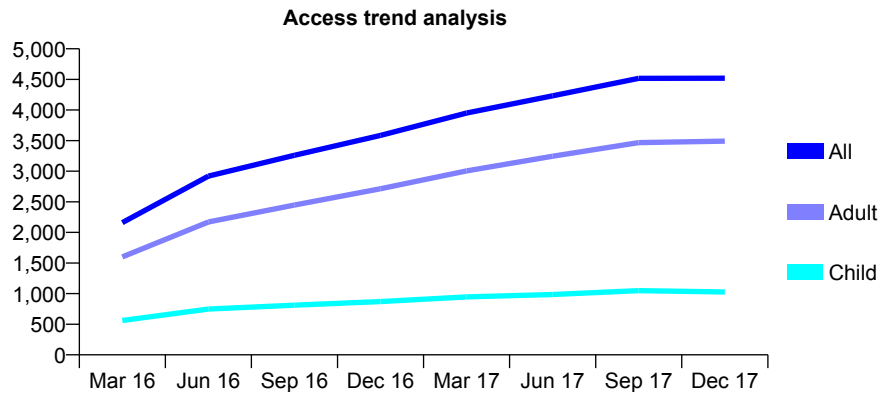
Q57 - Vital Signs At a Glance Contract Report for 198331/0001 - December 2017

Name or company name	Clear Springs Dental Practice
Contract type name	GDS Contract
Purpose of contract	General
Contract start date	16/10/2015
Contract end date	

17/18 Contracted general activity (UDA)	12,445
Carry forward general activity (UDA)	-249
17/18 Contracted orthodontic activity (UOA)	0
Carry forward orthodontic activity (UOA)	0
Baseline contract value	£298,350.92

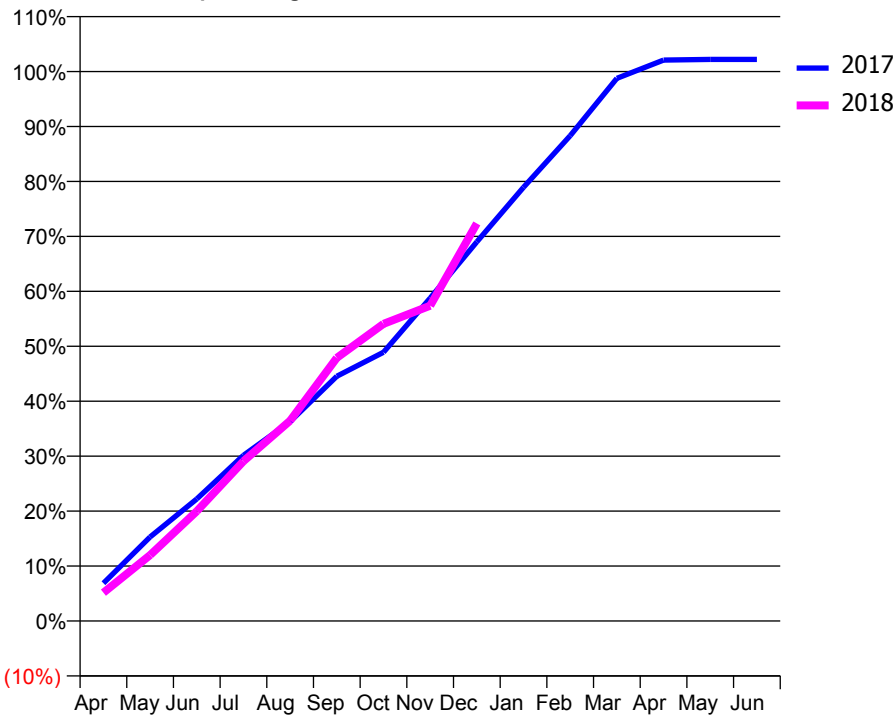
ACCESS*

Patients seen in 24 months	Total	Change since previous quarter
Quarter ending December 2016	3,584	
Quarter ending March 2017	3,952	↑
Quarter ending June 2017	4,231	↑
Quarter ending September 2017	4,517	↑
Quarter ending December 2017	4,519	→
Variance since December 2016	26.1%	↑



ACTIVITY

Cumulative percentage of contracted UDA delivered 2017 & 2018



Month	Adjusted Scheduled Activity (UDA)	
	2017	2018
April	857	641
May	1,903	1,493
June	2,766	2,488
July	3,751	3,620
August	4,517	4,538
September	5,542	5,961
October	6,086	6,729
November	7,313	7,142
December	8,588	9,004
January	9,822	
February	10,992	
March	12,291	
April	12,704	
May	12,718	
June	12,719	

QUALITY

	Quantity	Base Number	Contract	AT	Region	England
% of FP17s for the same patient ID Re-attending within 3 months - Children	52	848	6.1%	10.3%	11.8%	12.0%
% of FP17s for the same patient ID Re-attending within 3 months - Adults	446	2,953	15.1%	14.5%	15.3%	15.9%
% of FP17s for the same patient ID Re-attending between 3 & 9 months - Children	389	848	45.9%	55.9%	59.1%	58.0%
% of FP17s for the same patient ID Re-attending between 3 & 9 months - Adults	1,319	2,953	44.7%	49.0%	51.5%	50.5%
% of FP17s for Band 1 Urgent Courses	362	3,605	10.0%	8.5%	8.0%	9.0%
% of FP17s Relating to Free Repair or Replacements	23	3,605	0.6%	0.7%	0.8%	0.8%
% of FP17s Relating to Continuations	41	3,605	1.1%	0.9%	1.1%	1.1%
% of Patients satisfied with the dentistry they have received	9	10	90.0%	91.4%	91.6%	91.5%
% of Patients satisfied with the time they had to wait for an appointment	7	10	70.0%	89.1%	88.3%	87.9%

* This is based on patients treated on this contract for their most recent course of treatment. Figures in italics indicate the base number of FP17s or Patient Questionnaire responses are less than 100. N/A is shown where the base number of responses is less than 10 during the period. % is calculated as Quantity/Base number*100

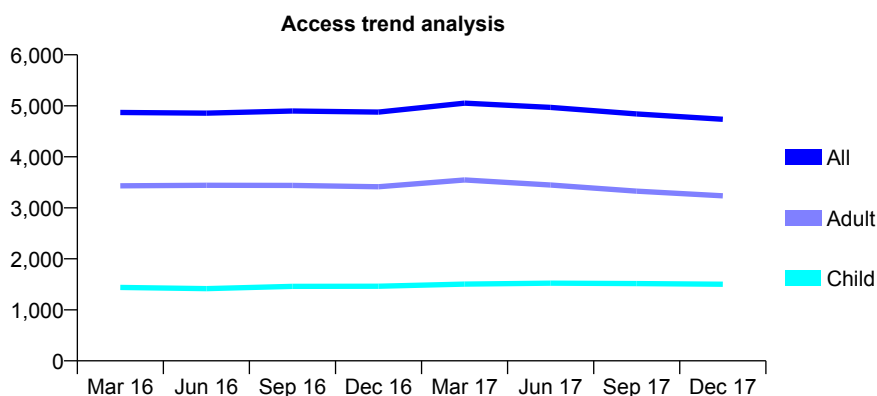
Q57 - Vital Signs At a Glance Contract Report for 198803/0001 - December 2017

Name or company name	Cobbins Brook Dental Practice
Contract type name	GDS Contract
Purpose of contract	General
Contract start date	01/09/2010
Contract end date	

17/18 Contracted general activity (UDA)	13,689
Carry forward general activity (UDA)	221
17/18 Contracted orthodontic activity (UOA)	0
Carry forward orthodontic activity (UOA)	0
Baseline contract value	£366,103.95

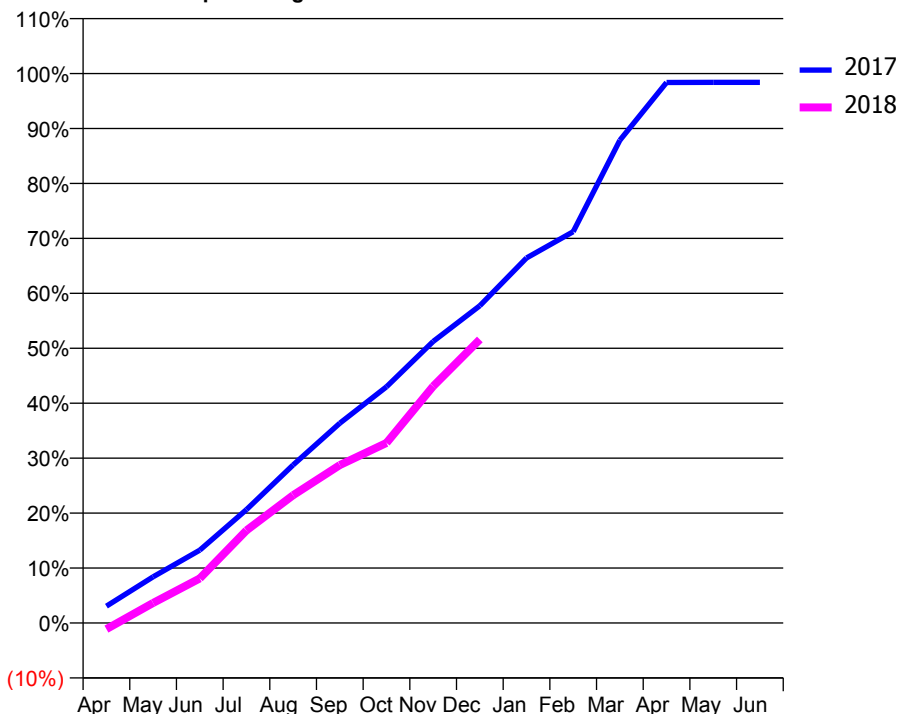
ACCESS*

Patients seen in 24 months	Total	Change since previous quarter
Quarter ending December 2016	4,876	
Quarter ending March 2017	5,051	↑
Quarter ending June 2017	4,968	↓
Quarter ending September 2017	4,841	↓
Quarter ending December 2017	4,735	↓
Variance since December 2016	(2.9%)	↓



ACTIVITY

Cumulative percentage of contracted UDA delivered 2017 & 2018



Month	Adjusted Scheduled Activity (UDA)	
	2017	2018
April	422	-156
May	1,151	500
June	1,816	1,110
July	2,826	2,306
August	3,939	3,184
September	4,978	3,935
October	5,885	4,485
November	7,014	5,898
December	7,903	7,065
January	9,092	
February	9,749	
March	12,028	
April	13,466	
May	13,468	
June	13,468	

QUALITY

	Quantity	Base Number	Contract	AT	Region	England
% of FP17s for the same patient ID Re-attending within 3 months - Children	136	1,415	9.6%	10.3%	11.8%	12.0%
% of FP17s for the same patient ID Re-attending within 3 months - Adults	296	2,364	12.5%	14.5%	15.3%	15.9%
% of FP17s for the same patient ID Re-attending between 3 & 9 months - Children	729	1,415	51.5%	55.9%	59.1%	58.0%
% of FP17s for the same patient ID Re-attending between 3 & 9 months - Adults	979	2,364	41.4%	49.0%	51.5%	50.5%
% of FP17s for Band 1 Urgent Courses	239	3,040	7.9%	8.5%	8.0%	9.0%
% of FP17s Relating to Free Repair or Replacements	24	3,040	0.8%	0.7%	0.8%	0.8%
% of FP17s Relating to Continuations	18	3,040	0.6%	0.9%	1.1%	1.1%
% of Patients satisfied with the dentistry they have received	3	5	N/A	91.4%	91.6%	91.5%
% of Patients satisfied with the time they had to wait for an appointment	3	5	N/A	89.1%	88.3%	87.9%

* This is based on patients treated on this contract for their most recent course of treatment. Figures in italics indicate the base number of FP17s or Patient Questionnaire responses are less than 100. N/A is shown where the base number of responses is less than 10 during the period. % is calculated as Quantity/Base number*100

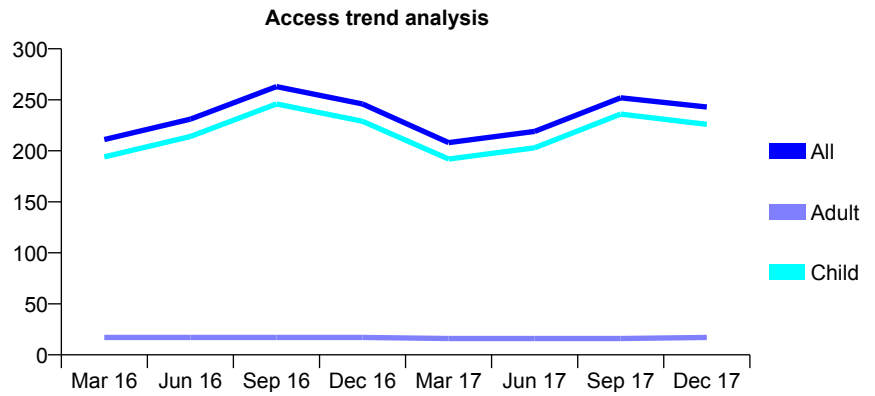
Q57 - Vital Signs At a Glance Contract Report for 199036/0001 - December 2017

Name or company name	North Hill Surgery Ltd
Contract type name	GDS Contract
Purpose of contract	General
Contract start date	01/05/2010
Contract end date	

17/18 Contracted general activity (UDA)	359
Carry forward general activity (UDA)	-7
17/18 Contracted orthodontic activity (UOA)	0
Carry forward orthodontic activity (UOA)	0
Baseline contract value	£12,091.75

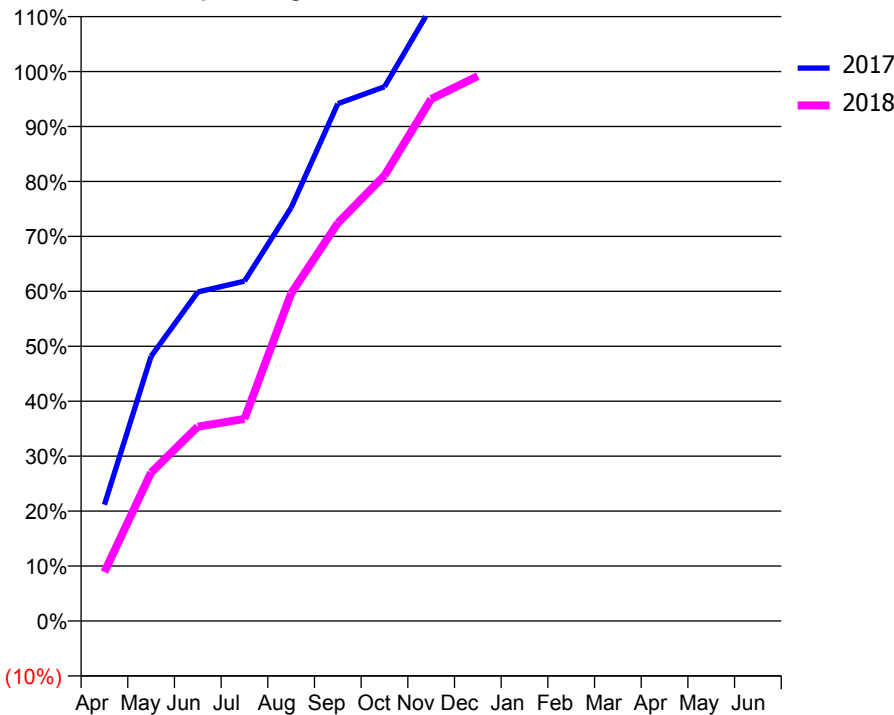
ACCESS*

Patients seen in 24 months	Total	Change since previous quarter
Quarter ending December 2016	246	
Quarter ending March 2017	208	↓
Quarter ending June 2017	219	↑
Quarter ending September 2017	252	↑
Quarter ending December 2017	243	↓
Variance since December 2016	(1.2%)	↓



ACTIVITY

Cumulative percentage of contracted UDA delivered 2017 & 2018



Month	Adjusted Scheduled Activity (UDA)	
	2017	2018
April	76	32
May	173	97
June	215	127
July	222	132
August	270	214
September	338	260
October	349	291
November	401	341
December	415	356
January	415	
February	435	
March	436	
April	436	
May	436	
June	436	

QUALITY

	Quantity	Base Number	Contract	AT	Region	England
% of FP17s for the same patient ID Re-attending within 3 months - Children	3	235	1.3%	10.3%	11.8%	12.0%
% of FP17s for the same patient ID Re-attending within 3 months - Adults	0	1	0.0%	14.5%	15.3%	15.9%
% of FP17s for the same patient ID Re-attending between 3 & 9 months - Children	58	235	24.7%	55.9%	59.1%	58.0%
% of FP17s for the same patient ID Re-attending between 3 & 9 months - Adults	0	1	0.0%	49.0%	51.5%	50.5%
% of FP17s for Band 1 Urgent Courses	0	236	0.0%	8.5%	8.0%	9.0%
% of FP17s Relating to Free Repair or Replacements	0	236	0.0%	0.7%	0.8%	0.8%
% of FP17s Relating to Continuations	1	236	0.4%	0.9%	1.1%	1.1%
% of Patients satisfied with the dentistry they have received	0	0	N/A	91.4%	91.6%	91.5%
% of Patients satisfied with the time they had to wait for an appointment	0	0	N/A	89.1%	88.3%	87.9%

* This is based on patients treated on this contract for their most recent course of treatment. Figures in italics indicate the base number of FP17s or Patient Questionnaire responses are less than 100. N/A is shown where the base number of responses is less than 10 during the period. % is calculated as Quantity/Base number*100

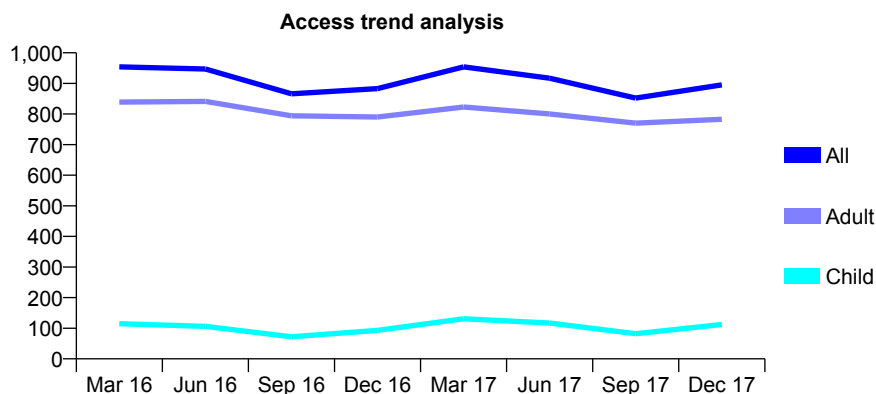
Q57 - Vital Signs At a Glance Contract Report for 199036/0002 - December 2017

Name or company name	North Hill Surgery Ltd
Contract type name	GDS Contract
Purpose of contract	General
Contract start date	01/05/2010
Contract end date	

17/18 Contracted general activity (UDA)	2,500
Carry forward general activity (UDA)	58
17/18 Contracted orthodontic activity (UOA)	0
Carry forward orthodontic activity (UOA)	0
Baseline contract value	£58,433.98

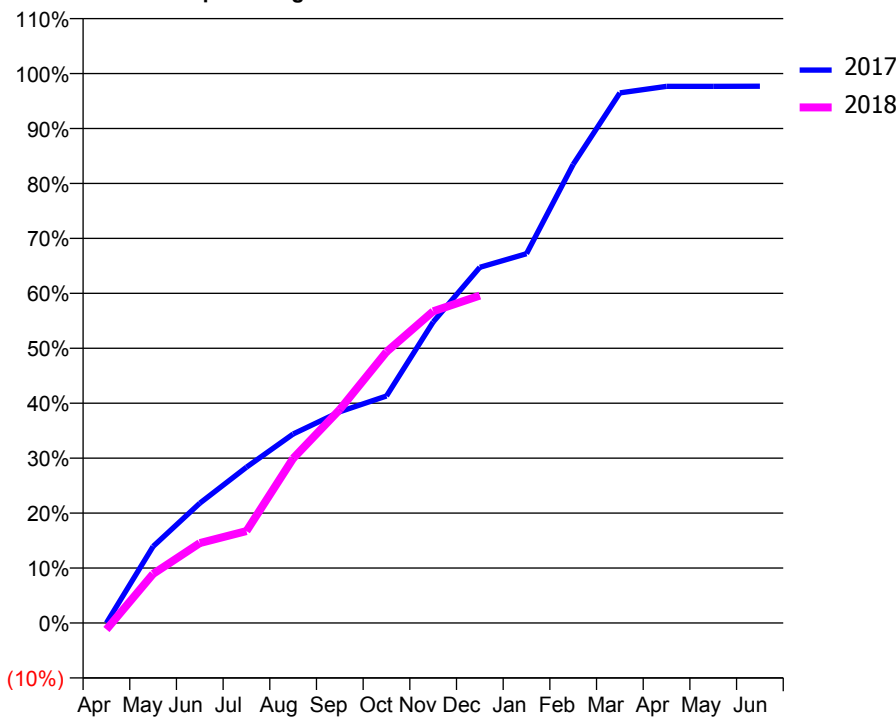
ACCESS*

Patients seen in 24 months	Total	Change since previous quarter
Quarter ending December 2016	883	
Quarter ending March 2017	954	↑
Quarter ending June 2017	917	↓
Quarter ending September 2017	852	↓
Quarter ending December 2017	895	↑
Variance since December 2016	1.4%	→



ACTIVITY

Cumulative percentage of contracted UDA delivered 2017 & 2018



Month	Adjusted Scheduled Activity (UDA)	
	2017	2018
April	0	-30
May	348	223
June	545	364
July	709	418
August	860	749
September	961	972
October	1,033	1,233
November	1,370	1,418
December	1,618	1,490
January	1,680	
February	2,087	
March	2,412	
April	2,441	
May	2,441	
June	2,442	

QUALITY

	Quantity	Base Number	Contract	AT	Region	England
% of FP17s for the same patient ID Re-attending within 3 months - Children	1	38	2.6%	10.3%	11.8%	12.0%
% of FP17s for the same patient ID Re-attending within 3 months - Adults	50	523	9.6%	14.5%	15.3%	15.9%
% of FP17s for the same patient ID Re-attending between 3 & 9 months - Children	2	38	5.3%	55.9%	59.1%	58.0%
% of FP17s for the same patient ID Re-attending between 3 & 9 months - Adults	151	523	28.9%	49.0%	51.5%	50.5%
% of FP17s for Band 1 Urgent Courses	43	539	8.0%	8.5%	8.0%	9.0%
% of FP17s Relating to Free Repair or Replacements	9	539	1.7%	0.7%	0.8%	0.8%
% of FP17s Relating to Continuations	8	539	1.5%	0.9%	1.1%	1.1%
% of Patients satisfied with the dentistry they have received	2	2	N/A	91.4%	91.6%	91.5%
% of Patients satisfied with the time they had to wait for an appointment	2	2	N/A	89.1%	88.3%	87.9%

* This is based on patients treated on this contract for their most recent course of treatment. Figures in italics indicate the base number of FP17s or Patient Questionnaire responses are less than 100. N/A is shown where the base number of responses is less than 10 during the period. % is calculated as Quantity/Base number*100

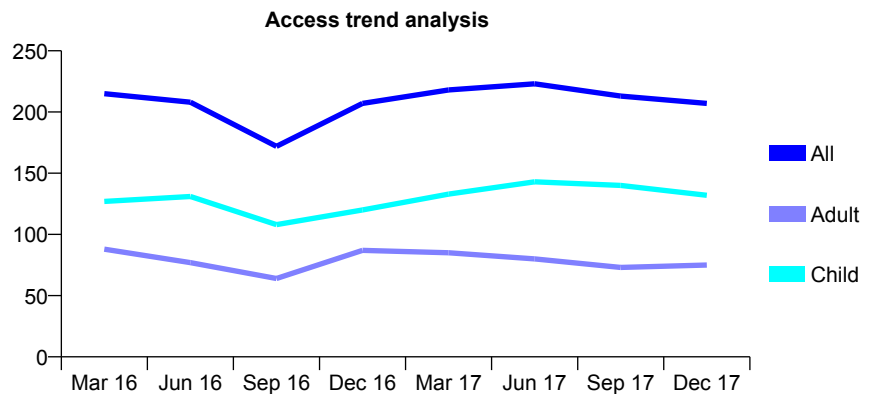
Q57 - Vital Signs At a Glance Contract Report for 199036/0003 - December 2017

Name or company name	North Hill Surgery Ltd
Contract type name	GDS Contract
Purpose of contract	General
Contract start date	01/05/2010
Contract end date	

17/18 Contracted general activity (UDA)	438
Carry forward general activity (UDA)	-3
17/18 Contracted orthodontic activity (UOA)	0
Carry forward orthodontic activity (UOA)	0
Baseline contract value	£20,294.51

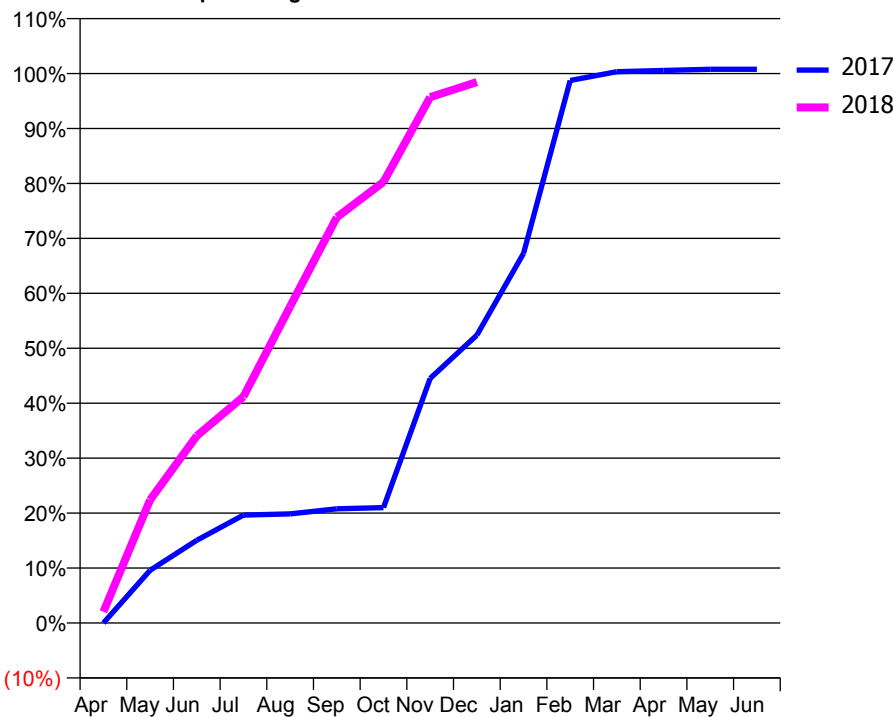
ACCESS*

Patients seen in 24 months	Total	Change since previous quarter
Quarter ending December 2016	207	
Quarter ending March 2017	218	↑
Quarter ending June 2017	223	↑
Quarter ending September 2017	213	↓
Quarter ending December 2017	207	↓
Variance since December 2016	0.0%	→



ACTIVITY

Cumulative percentage of contracted UDA delivered 2017 & 2018



Month	Adjusted Scheduled Activity (UDA)	
	2017	2018
April	0	9
May	42	98
June	66	149
July	86	180
August	87	252
September	91	323
October	92	352
November	195	419
December	229	431
January	295	
February	432	
March	439	
April	440	
May	441	
June	441	

QUALITY

	Quantity	Base Number	Contract	AT	Region	England
% of FP17s for the same patient ID Re-attending within 3 months - Children	4	149	2.7%	10.3%	11.8%	12.0%
% of FP17s for the same patient ID Re-attending within 3 months - Adults	5	63	7.9%	14.5%	15.3%	15.9%
% of FP17s for the same patient ID Re-attending between 3 & 9 months - Children	59	149	39.6%	55.9%	59.1%	58.0%
% of FP17s for the same patient ID Re-attending between 3 & 9 months - Adults	11	63	17.5%	49.0%	51.5%	50.5%
% of FP17s for Band 1 Urgent Courses	6	210	2.9%	8.5%	8.0%	9.0%
% of FP17s Relating to Free Repair or Replacements	0	210	0.0%	0.7%	0.8%	0.8%
% of FP17s Relating to Continuations	4	210	1.9%	0.9%	1.1%	1.1%
% of Patients satisfied with the dentistry they have received	1	1	N/A	91.4%	91.6%	91.5%
% of Patients satisfied with the time they had to wait for an appointment	1	1	N/A	89.1%	88.3%	87.9%

* This is based on patients treated on this contract for their most recent course of treatment. Figures in italics indicate the base number of FP17s or Patient Questionnaire responses are less than 100. N/A is shown where the base number of responses is less than 10 during the period. % is calculated as Quantity/Base number*100

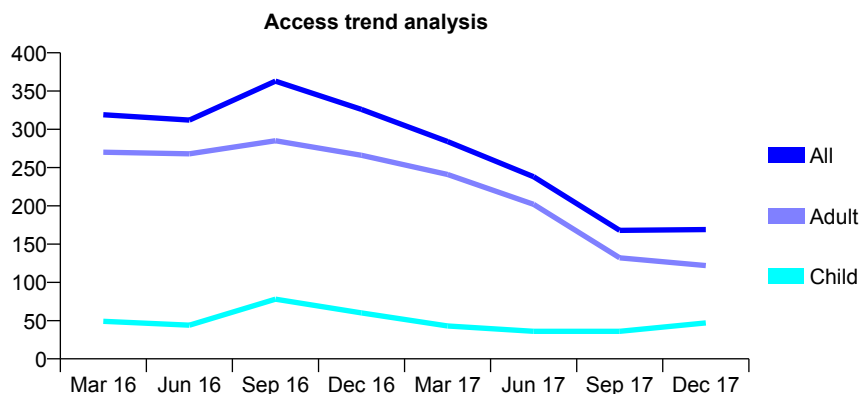
Q57 - Vital Signs At a Glance Contract Report for 199036/0004 - December 2017

Name or company name	North Hill Surgery Ltd
Contract type name	GDS Contract
Purpose of contract	General
Contract start date	01/05/2010
Contract end date	

17/18 Contracted general activity (UDA)	500
Carry forward general activity (UDA)	-10
17/18 Contracted orthodontic activity (UOA)	0
Carry forward orthodontic activity (UOA)	0
Baseline contract value	£11,628.26

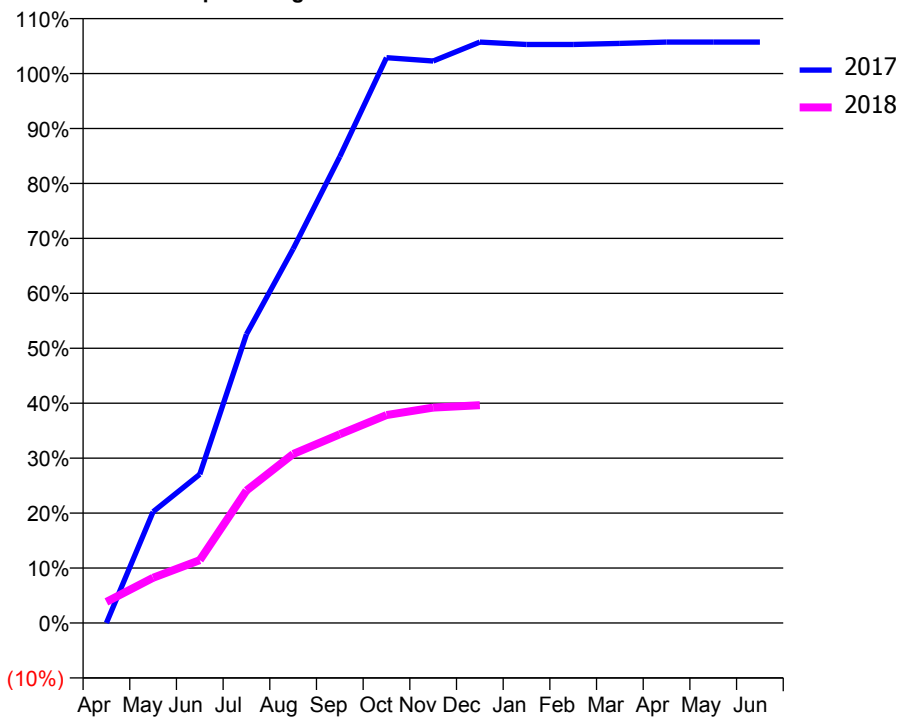
ACCESS*

Patients seen in 24 months	Total	Change since previous quarter
Quarter ending December 2016	326	
Quarter ending March 2017	284	↓
Quarter ending June 2017	238	↓
Quarter ending September 2017	168	↓
Quarter ending December 2017	169	→
Variance since December 2016	(48.2%)	↓



ACTIVITY

Cumulative percentage of contracted UDA delivered 2017 & 2018



Month	Adjusted Scheduled Activity (UDA)	
	2017	2018
April	0	19
May	101	41
June	135	57
July	263	121
August	340	154
September	424	172
October	514	189
November	511	196
December	529	198
January	526	
February	526	
March	527	
April	529	
May	529	
June	529	

QUALITY

	Quantity	Base Number	Contract	AT	Region	England
% of FP17s for the same patient ID Re-attending within 3 months - Children	0	19	0.0%	10.3%	11.8%	12.0%
% of FP17s for the same patient ID Re-attending within 3 months - Adults	3	57	5.3%	14.5%	15.3%	15.9%
% of FP17s for the same patient ID Re-attending between 3 & 9 months - Children	2	19	10.5%	55.9%	59.1%	58.0%
% of FP17s for the same patient ID Re-attending between 3 & 9 months - Adults	4	57	7.0%	49.0%	51.5%	50.5%
% of FP17s for Band 1 Urgent Courses	11	75	14.7%	8.5%	8.0%	9.0%
% of FP17s Relating to Free Repair or Replacements	0	75	0.0%	0.7%	0.8%	0.8%
% of FP17s Relating to Continuations	1	75	1.3%	0.9%	1.1%	1.1%
% of Patients satisfied with the dentistry they have received	0	0	N/A	91.4%	91.6%	91.5%
% of Patients satisfied with the time they had to wait for an appointment	0	0	N/A	89.1%	88.3%	87.9%

* This is based on patients treated on this contract for their most recent course of treatment. Figures in italics indicate the base number of FP17s or Patient Questionnaire responses are less than 100. N/A is shown where the base number of responses is less than 10 during the period. % is calculated as Quantity/Base number*100

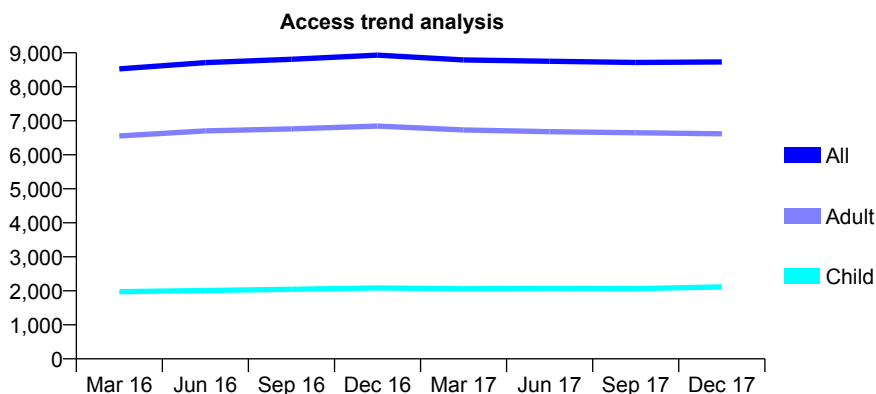
Q57 - Vital Signs At a Glance Contract Report for 199559/0002 - December 2017

Name or company name	Parmar Dental
Contract type name	GDS Contract
Purpose of contract	General
Contract start date	23/08/2011
Contract end date	

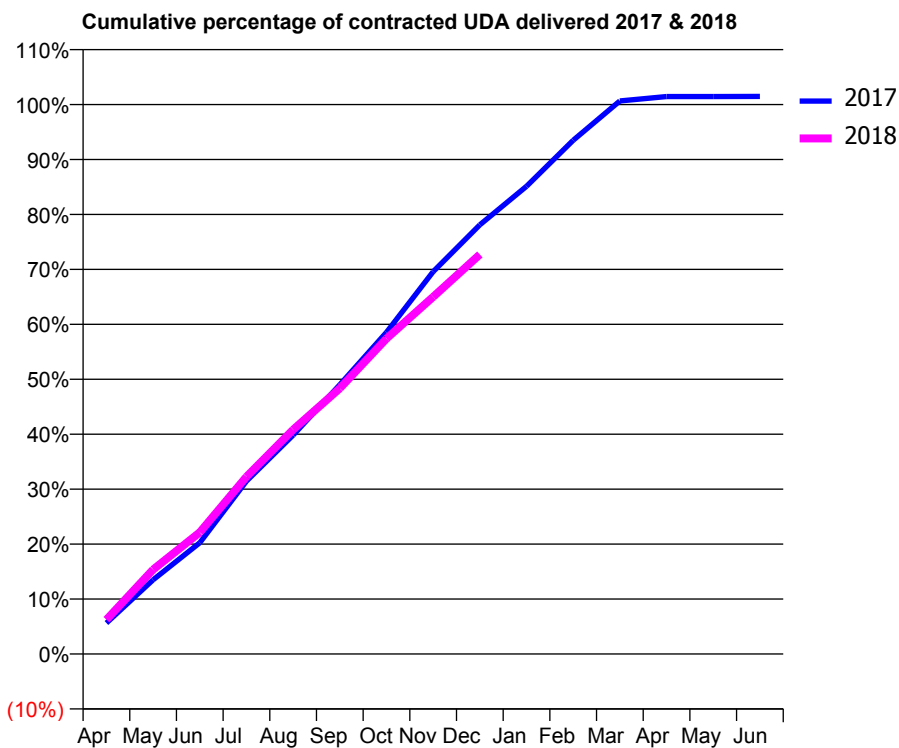
17/18 Contracted general activity (UDA)	24,128
Carry forward general activity (UDA)	-358
17/18 Contracted orthodontic activity (UOA)	0
Carry forward orthodontic activity (UOA)	0
Baseline contract value	£616,199.25

ACCESS*

Patients seen in 24 months	Total	Change since previous quarter
Quarter ending December 2016	8,931	
Quarter ending March 2017	8,790	↓
Quarter ending June 2017	8,751	→
Quarter ending September 2017	8,714	→
Quarter ending December 2017	8,733	→
Variance since December 2016	(2.2%)	↓



ACTIVITY



Month	Adjusted Scheduled Activity (UDA)	
	2017	2018
April	1,361	1,507
May	3,261	3,710
June	4,887	5,342
July	7,592	7,784
August	9,614	9,854
September	11,823	11,664
October	14,124	13,851
November	16,790	15,684
December	18,844	17,545
January	20,536	
February	22,557	
March	24,287	
April	24,478	
May	24,478	
June	24,486	

QUALITY

	Quantity	Base Number	Contract	AT	Region	England
% of FP17s for the same patient ID Re-attending within 3 months - Children	184	2,367	7.8%	10.3%	11.8%	12.0%
% of FP17s for the same patient ID Re-attending within 3 months - Adults	1,045	7,022	14.9%	14.5%	15.3%	15.9%
% of FP17s for the same patient ID Re-attending between 3 & 9 months - Children	1,379	2,367	58.3%	55.9%	59.1%	58.0%
% of FP17s for the same patient ID Re-attending between 3 & 9 months - Adults	4,076	7,022	58.0%	49.0%	51.5%	50.5%
% of FP17s for Band 1 Urgent Courses	905	9,283	9.7%	8.5%	8.0%	9.0%
% of FP17s Relating to Free Repair or Replacements	103	9,283	1.1%	0.7%	0.8%	0.8%
% of FP17s Relating to Continuations	64	9,283	0.7%	0.9%	1.1%	1.1%
% of Patients satisfied with the dentistry they have received	6	10	60.0%	91.4%	91.6%	91.5%
% of Patients satisfied with the time they had to wait for an appointment	8	10	80.0%	89.1%	88.3%	87.9%

* This is based on patients treated on this contract for their most recent course of treatment. Figures in italics indicate the base number of FP17s or Patient Questionnaire responses are less than 100. N/A is shown where the base number of responses is less than 10 during the period. % is calculated as Quantity/Base number*100

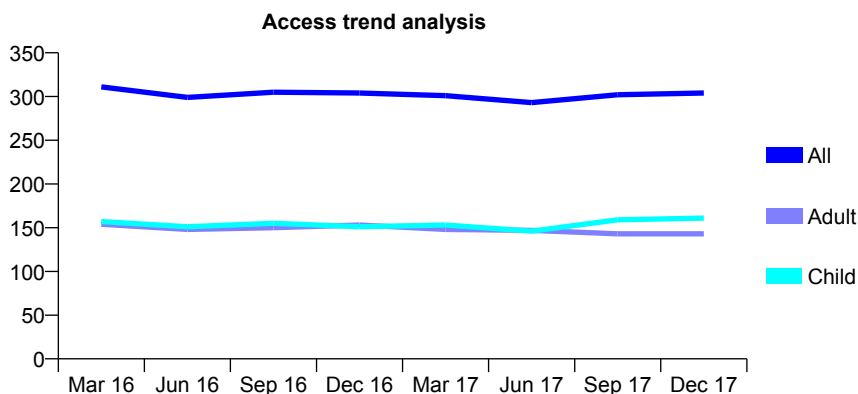
Q57 - Vital Signs At a Glance Contract Report for 205230/0002 - December 2017

Name or company name	Oakmor Dental Centre
Contract type name	GDS Contract
Purpose of contract	General
Contract start date	05/05/2011
Contract end date	

17/18 Contracted general activity (UDA)	888
Carry forward general activity (UDA)	16
17/18 Contracted orthodontic activity (UOA)	0
Carry forward orthodontic activity (UOA)	0
Baseline contract value	£19,852.65

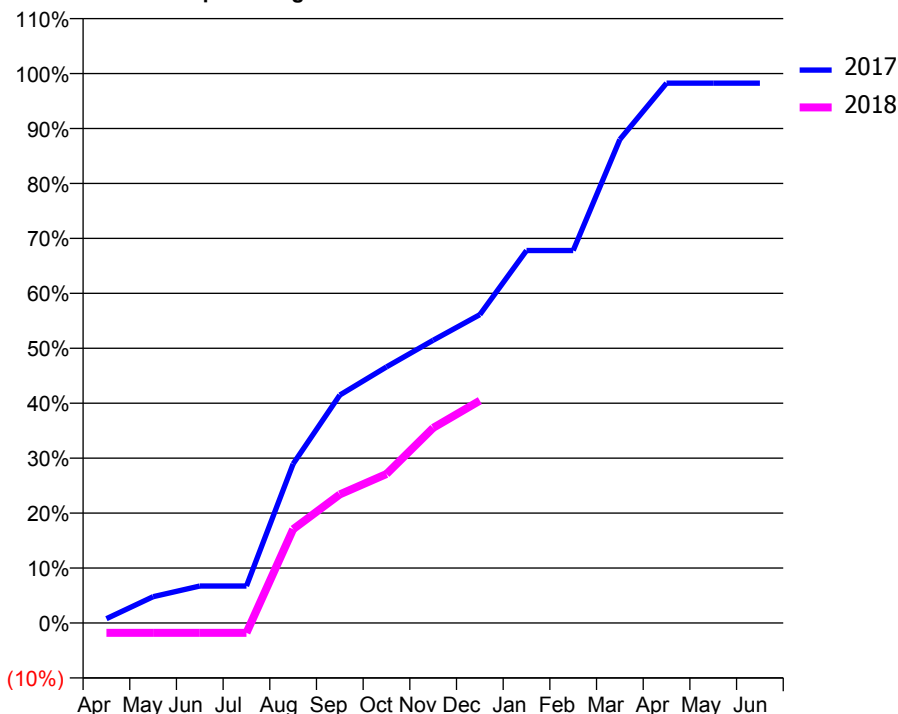
ACCESS*

Patients seen in 24 months	Total	Change since previous quarter
Quarter ending December 2016	304	
Quarter ending March 2017	301	→
Quarter ending June 2017	293	↓
Quarter ending September 2017	302	↑
Quarter ending December 2017	304	→
Variance since December 2016	0.0%	→



ACTIVITY

Cumulative percentage of contracted UDA delivered 2017 & 2018



Month	Adjusted Scheduled Activity (UDA)	
	2017	2018
April	7	-16
May	43	-16
June	60	-16
July	60	-16
August	257	152
September	368	208
October	414	241
November	457	315
December	498	359
January	602	
February	602	
March	781	
April	872	
May	872	
June	872	

QUALITY

	Quantity	Base Number	Contract	AT	Region	England
% of FP17s for the same patient ID Re-attending within 3 months - Children	15	202	7.4%	10.3%	11.8%	12.0%
% of FP17s for the same patient ID Re-attending within 3 months - Adults	12	113	10.6%	14.5%	15.3%	15.9%
% of FP17s for the same patient ID Re-attending between 3 & 9 months - Children	148	202	73.3%	55.9%	59.1%	58.0%
% of FP17s for the same patient ID Re-attending between 3 & 9 months - Adults	68	113	60.2%	49.0%	51.5%	50.5%
% of FP17s for Band 1 Urgent Courses	9	292	3.1%	8.5%	8.0%	9.0%
% of FP17s Relating to Free Repair or Replacements	2	292	0.7%	0.7%	0.8%	0.8%
% of FP17s Relating to Continuations	0	292	0.0%	0.9%	1.1%	1.1%
% of Patients satisfied with the dentistry they have received	1	1	N/A	91.4%	91.6%	91.5%
% of Patients satisfied with the time they had to wait for an appointment	1	1	N/A	89.1%	88.3%	87.9%

* This is based on patients treated on this contract for their most recent course of treatment. Figures in italics indicate the base number of FP17s or Patient Questionnaire responses are less than 100. N/A is shown where the base number of responses is less than 10 during the period. % is calculated as Quantity/Base number*100

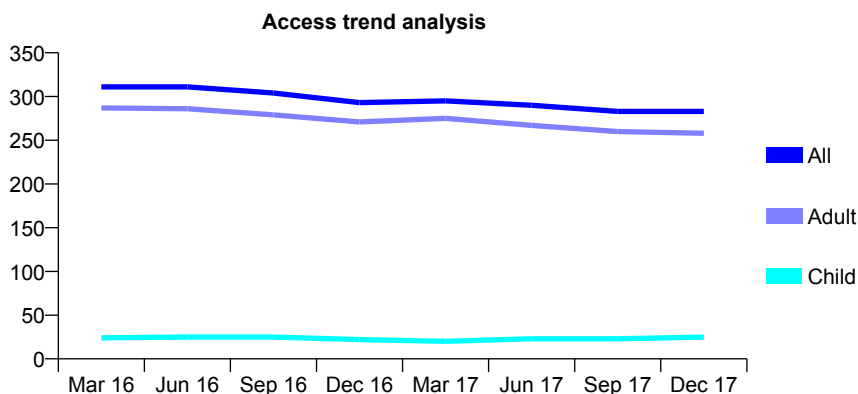
Q57 - Vital Signs At a Glance Contract Report for 207837/0002 - December 2017

Name or company name	MR RK DESAI
Contract type name	GDS Contract
Purpose of contract	General
Contract start date	01/04/2006
Contract end date	

17/18 Contracted general activity (UDA)	800
Carry forward general activity (UDA)	9
17/18 Contracted orthodontic activity (UOA)	0
Carry forward orthodontic activity (UOA)	0
Baseline contract value	£24,773.42

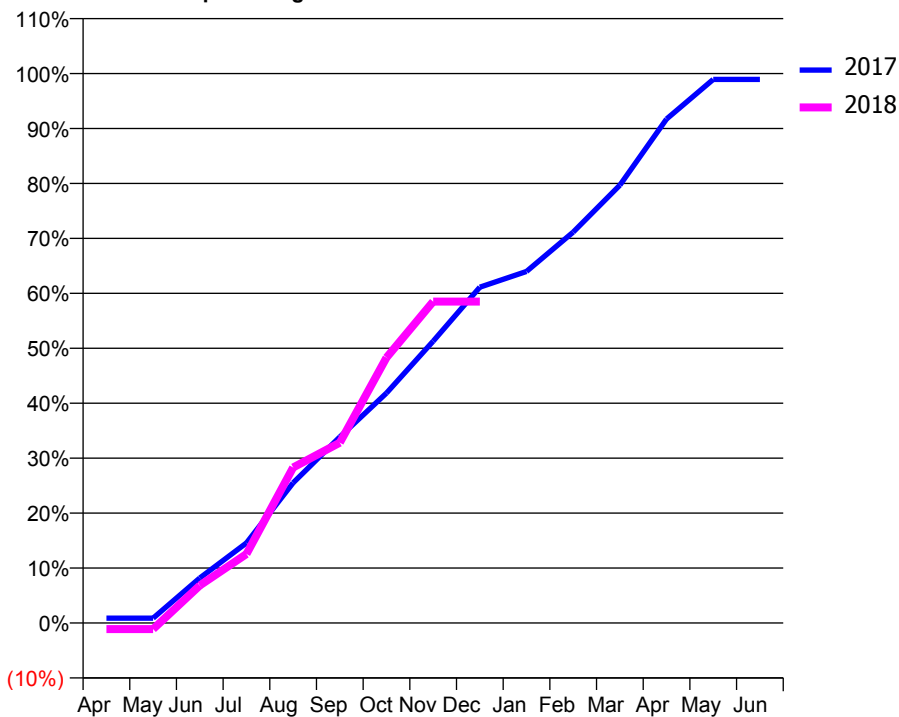
ACCESS*

Patients seen in 24 months	Total	Change since previous quarter
Quarter ending December 2016	293	
Quarter ending March 2017	295	→
Quarter ending June 2017	290	↓
Quarter ending September 2017	283	↓
Quarter ending December 2017	283	→
Variance since December 2016	(3.4%)	↓



ACTIVITY

Cumulative percentage of contracted UDA delivered 2017 & 2018



Month	Adjusted Scheduled Activity (UDA)	
	2017	2018
April	7	-9
May	7	-9
June	66	55
July	117	100
August	204	226
September	271	263
October	335	386
November	410	468
December	489	468
January	512	
February	569	
March	637	
April	734	
May	791	
June	791	

QUALITY

	Quantity	Base Number	Contract	AT	Region	England
% of FP17s for the same patient ID Re-attending within 3 months - Children	0	21	0.0%	10.3%	11.8%	12.0%
% of FP17s for the same patient ID Re-attending within 3 months - Adults	26	219	11.9%	14.5%	15.3%	15.9%
% of FP17s for the same patient ID Re-attending between 3 & 9 months - Children	3	21	14.3%	55.9%	59.1%	58.0%
% of FP17s for the same patient ID Re-attending between 3 & 9 months - Adults	75	219	34.2%	49.0%	51.5%	50.5%
% of FP17s for Band 1 Urgent Courses	50	189	26.5%	8.5%	8.0%	9.0%
% of FP17s Relating to Free Repair or Replacements	14	189	7.4%	0.7%	0.8%	0.8%
% of FP17s Relating to Continuations	2	189	1.1%	0.9%	1.1%	1.1%
% of Patients satisfied with the dentistry they have received	0	1	N/A	91.4%	91.6%	91.5%
% of Patients satisfied with the time they had to wait for an appointment	1	1	N/A	89.1%	88.3%	87.9%

* This is based on patients treated on this contract for their most recent course of treatment. Figures in italics indicate the base number of FP17s or Patient Questionnaire responses are less than 100. N/A is shown where the base number of responses is less than 10 during the period. % is calculated as Quantity/Base number*100

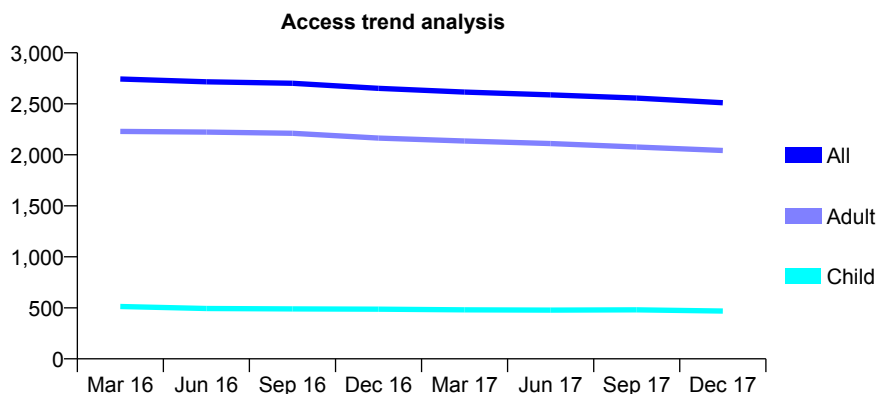
Q57 - Vital Signs At a Glance Contract Report for 209708/0001 - December 2017

Name or company name	Dedham Dental Surgery
Contract type name	GDS Contract
Purpose of contract	General
Contract start date	01/04/2006
Contract end date	

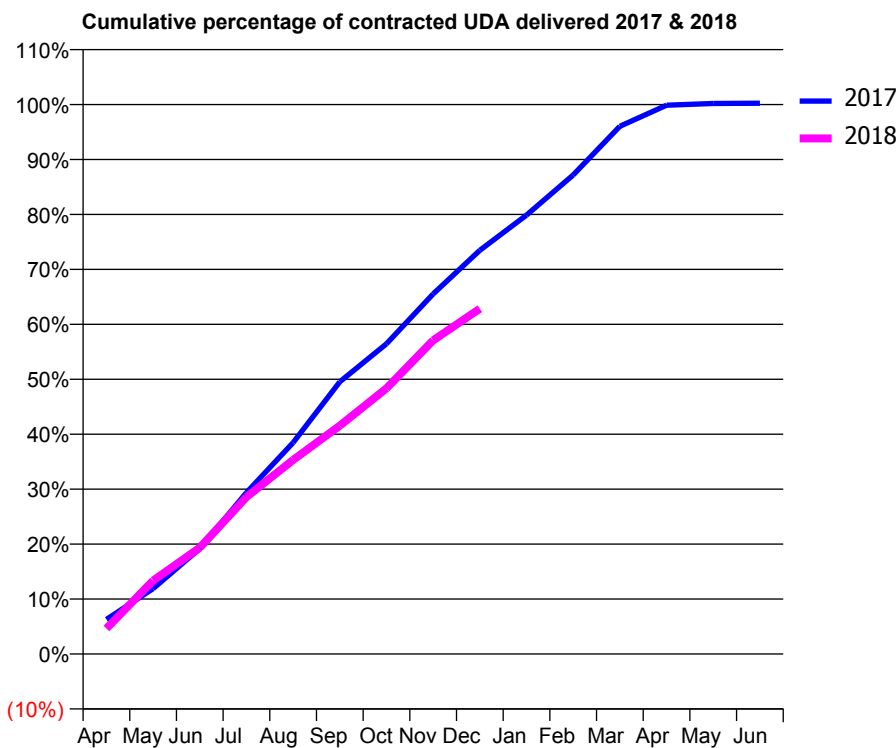
17/18 Contracted general activity (UDA)	6,426
Carry forward general activity (UDA)	-14
17/18 Contracted orthodontic activity (UOA)	0
Carry forward orthodontic activity (UOA)	0
Baseline contract value	£191,044.59

ACCESS*

Patients seen in 24 months	Total	Change since previous quarter
Quarter ending December 2016	2,651	
Quarter ending March 2017	2,615	↓
Quarter ending June 2017	2,588	↓
Quarter ending September 2017	2,556	↓
Quarter ending December 2017	2,510	↓
Variance since December 2016	(5.3%)	↓



ACTIVITY



Month	Adjusted Scheduled Activity (UDA)	
	2017	2018
April	404	299
May	764	859
June	1,233	1,243
July	1,888	1,836
August	2,472	2,269
September	3,183	2,670
October	3,628	3,107
November	4,211	3,669
December	4,720	4,037
January	5,133	
February	5,602	
March	6,171	
April	6,418	
May	6,437	
June	6,440	

QUALITY

	Quantity	Base Number	Contract	AT	Region	England
% of FP17s for the same patient ID Re-attending within 3 months - Children	9	457	2.0%	10.3%	11.8%	12.0%
% of FP17s for the same patient ID Re-attending within 3 months - Adults	276	2,009	13.7%	14.5%	15.3%	15.9%
% of FP17s for the same patient ID Re-attending between 3 & 9 months - Children	266	457	58.2%	55.9%	59.1%	58.0%
% of FP17s for the same patient ID Re-attending between 3 & 9 months - Adults	1,225	2,009	61.0%	49.0%	51.5%	50.5%
% of FP17s for Band 1 Urgent Courses	92	2,323	4.0%	8.5%	8.0%	9.0%
% of FP17s Relating to Free Repair or Replacements	18	2,323	0.8%	0.7%	0.8%	0.8%
% of FP17s Relating to Continuations	8	2,323	0.3%	0.9%	1.1%	1.1%
% of Patients satisfied with the dentistry they have received	8	10	80.0%	91.4%	91.6%	91.5%
% of Patients satisfied with the time they had to wait for an appointment	8	10	80.0%	89.1%	88.3%	87.9%

* This is based on patients treated on this contract for their most recent course of treatment. Figures in italics indicate the base number of FP17s or Patient Questionnaire responses are less than 100. N/A is shown where the base number of responses is less than 10 during the period. % is calculated as Quantity/Base number*100

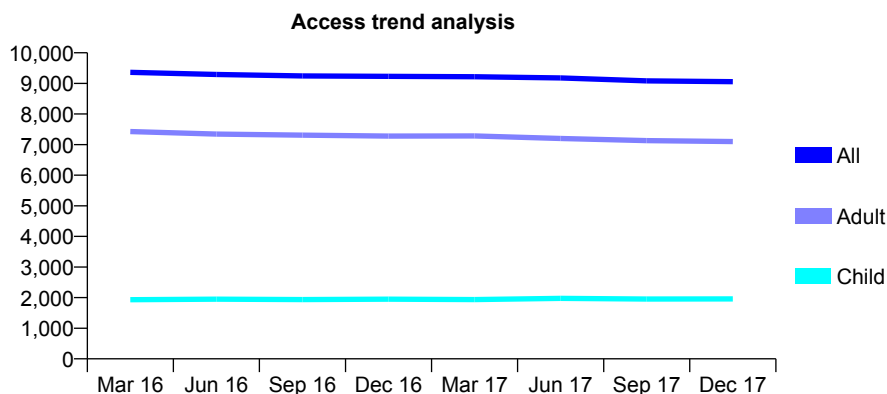
Q57 - Vital Signs At a Glance Contract Report for 219045/0001 - December 2017

Name or company name	MR PJ POWER
Contract type name	GDS Contract
Purpose of contract	General
Contract start date	01/04/2006
Contract end date	

17/18 Contracted general activity (UDA)	26,541
Carry forward general activity (UDA)	716
17/18 Contracted orthodontic activity (UOA)	0
Carry forward orthodontic activity (UOA)	0
Baseline contract value	£744,699.80

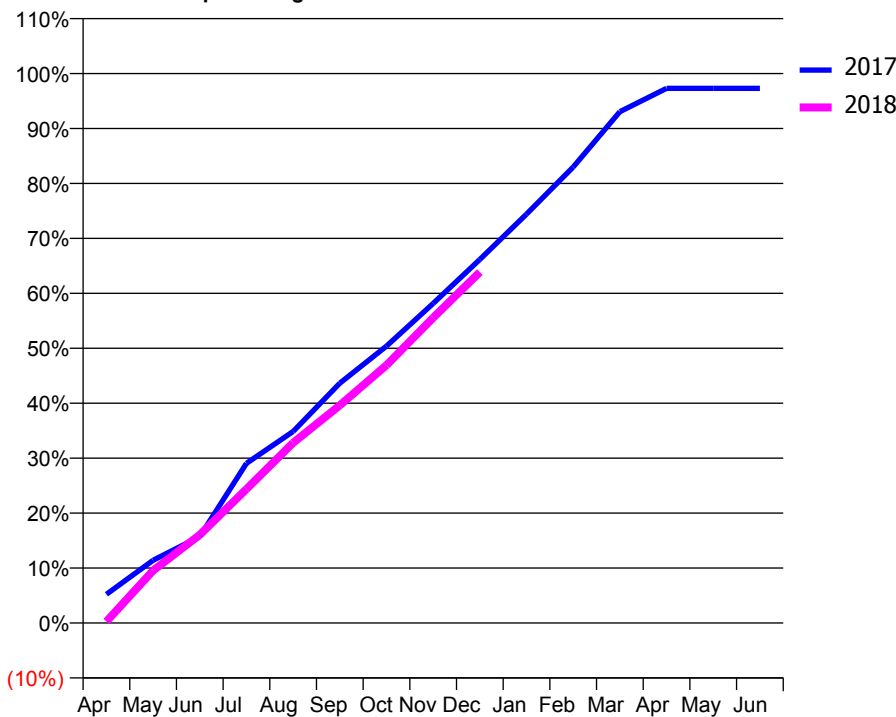
ACCESS*

Patients seen in 24 months	Total	Change since previous quarter
Quarter ending December 2016	9,230	
Quarter ending March 2017	9,219	→
Quarter ending June 2017	9,177	→
Quarter ending September 2017	9,084	↓
Quarter ending December 2017	9,057	→
Variance since December 2016	(1.9%)	↓



ACTIVITY

Cumulative percentage of contracted UDA delivered 2017 & 2018



QUALITY

	Quantity	Base Number	Contract	AT	Region	England
% of FP17s for the same patient ID Re-attending within 3 months - Children	104	1,988	5.2%	10.3%	11.8%	12.0%
% of FP17s for the same patient ID Re-attending within 3 months - Adults	963	7,022	13.7%	14.5%	15.3%	15.9%
% of FP17s for the same patient ID Re-attending between 3 & 9 months - Children	1,117	1,988	56.2%	55.9%	59.1%	58.0%
% of FP17s for the same patient ID Re-attending between 3 & 9 months - Adults	3,488	7,022	49.7%	49.0%	51.5%	50.5%
% of FP17s for Band 1 Urgent Courses	919	8,495	10.8%	8.5%	8.0%	9.0%
% of FP17s Relating to Free Repair or Replacements	58	8,495	0.7%	0.7%	0.8%	0.8%
% of FP17s Relating to Continuations	39	8,495	0.5%	0.9%	1.1%	1.1%
% of Patients satisfied with the dentistry they have received	13	14	92.9%	91.4%	91.6%	91.5%
% of Patients satisfied with the time they had to wait for an appointment	13	14	92.9%	89.1%	88.3%	87.9%

* This is based on patients treated on this contract for their most recent course of treatment. Figures in italics indicate the base number of FP17s or Patient Questionnaire responses are less than 100. N/A is shown where the base number of responses is less than 10 during the period. % is calculated as Quantity/Base number*100

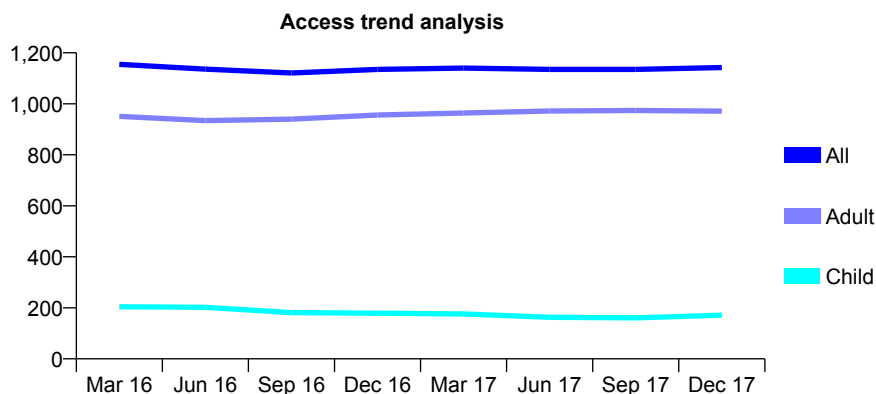
Q57 - Vital Signs At a Glance Contract Report for 220051/0001 - December 2017

Name or company name	MRS SA RANKIN
Contract type name	GDS Contract
Purpose of contract	General
Contract start date	01/04/2006
Contract end date	

17/18 Contracted general activity (UDA)	3,735
Carry forward general activity (UDA)	145
17/18 Contracted orthodontic activity (UOA)	0
Carry forward orthodontic activity (UOA)	0
Baseline contract value	£82,230.63

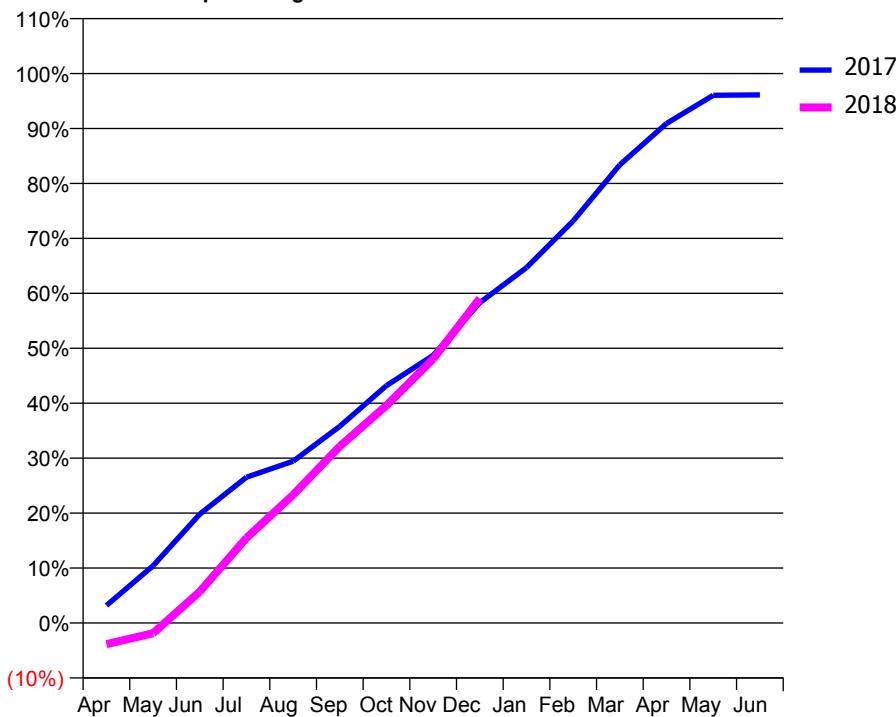
ACCESS*

Patients seen in 24 months	Total	Change since previous quarter
Quarter ending December 2016	1,135	
Quarter ending March 2017	1,140	→
Quarter ending June 2017	1,135	→
Quarter ending September 2017	1,135	→
Quarter ending December 2017	1,142	→
Variance since December 2016	0.6%	→



ACTIVITY

Cumulative percentage of contracted UDA delivered 2017 & 2018



Month	Adjusted Scheduled Activity (UDA)	
	2017	2018
April	119	-145
May	389	-71
June	740	213
July	991	579
August	1,100	872
September	1,337	1,201
October	1,614	1,479
November	1,820	1,795
December	2,178	2,206
January	2,416	
February	2,733	
March	3,114	
April	3,396	
May	3,587	
June	3,590	

QUALITY

	Quantity	Base Number	Contract	AT	Region	England
% of FP17s for the same patient ID Re-attending within 3 months - Children	8	175	4.6%	10.3%	11.8%	12.0%
% of FP17s for the same patient ID Re-attending within 3 months - Adults	162	975	16.6%	14.5%	15.3%	15.9%
% of FP17s for the same patient ID Re-attending between 3 & 9 months - Children	90	175	51.4%	55.9%	59.1%	58.0%
% of FP17s for the same patient ID Re-attending between 3 & 9 months - Adults	402	975	41.2%	49.0%	51.5%	50.5%
% of FP17s for Band 1 Urgent Courses	141	989	14.3%	8.5%	8.0%	9.0%
% of FP17s Relating to Free Repair or Replacements	20	989	2.0%	0.7%	0.8%	0.8%
% of FP17s Relating to Continuations	27	989	2.7%	0.9%	1.1%	1.1%
% of Patients satisfied with the dentistry they have received	2	5	N/A	91.4%	91.6%	91.5%
% of Patients satisfied with the time they had to wait for an appointment	2	5	N/A	89.1%	88.3%	87.9%

* This is based on patients treated on this contract for their most recent course of treatment. Figures in italics indicate the base number of FP17s or Patient Questionnaire responses are less than 100. N/A is shown where the base number of responses is less than 10 during the period. % is calculated as Quantity/Base number*100

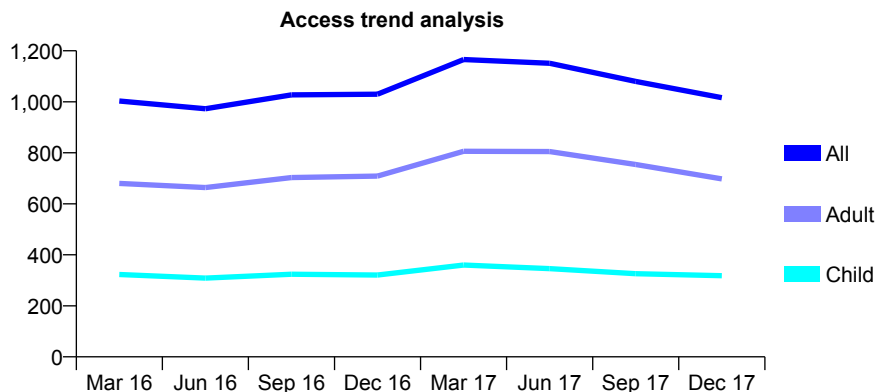
Q57 - Vital Signs At a Glance Contract Report for 221694/0001 - December 2017

Name or company name	MR MP GOODCHILD
Contract type name	GDS Contract
Purpose of contract	General
Contract start date	01/04/2006
Contract end date	

17/18 Contracted general activity (UDA)	2,861
Carry forward general activity (UDA)	0
17/18 Contracted orthodontic activity (UOA)	0
Carry forward orthodontic activity (UOA)	0
Baseline contract value	£71,206.04

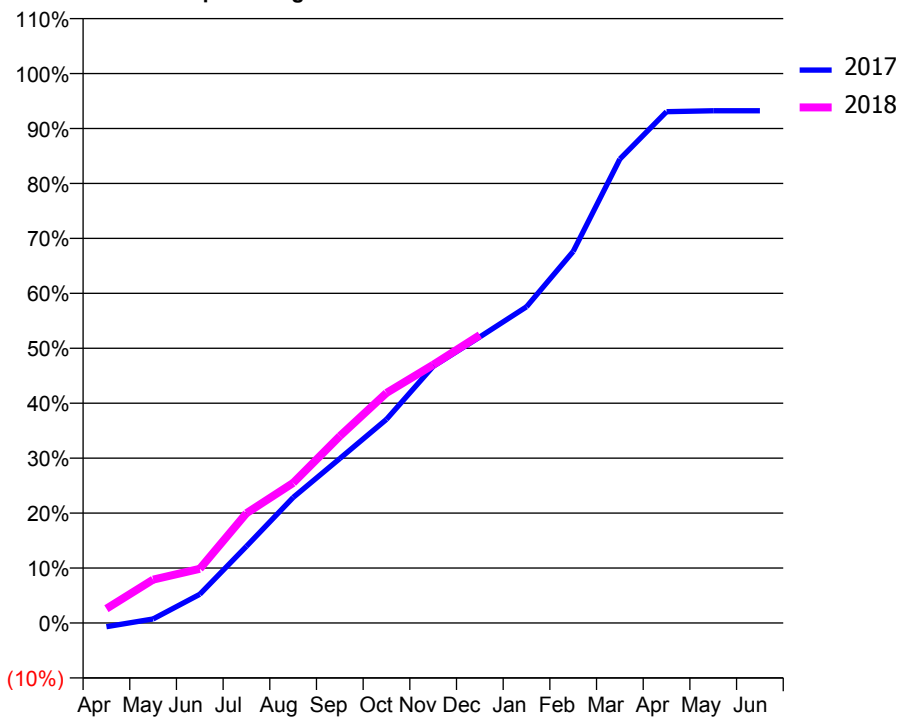
ACCESS*

Patients seen in 24 months	Total	Change since previous quarter
Quarter ending December 2016	1,030	
Quarter ending March 2017	1,166	↑
Quarter ending June 2017	1,151	↓
Quarter ending September 2017	1,080	↓
Quarter ending December 2017	1,016	↓
Variance since December 2016	(1.4%)	↓



ACTIVITY

Cumulative percentage of contracted UDA delivered 2017 & 2018



Month	Adjusted Scheduled Activity (UDA)	
	2017	2018
April	-20	75
May	21	226
June	150	282
July	400	572
August	653	730
September	856	973
October	1,061	1,198
November	1,336	1,344
December	1,490	1,499
January	1,646	
February	1,934	
March	2,416	
April	2,662	
May	2,667	
June	2,667	

QUALITY

	Quantity	Base Number	Contract	AT	Region	England
% of FP17s for the same patient ID Re-attending within 3 months - Children	24	329	7.3%	10.3%	11.8%	12.0%
% of FP17s for the same patient ID Re-attending within 3 months - Adults	72	551	13.1%	14.5%	15.3%	15.9%
% of FP17s for the same patient ID Re-attending between 3 & 9 months - Children	214	329	65.0%	55.9%	59.1%	58.0%
% of FP17s for the same patient ID Re-attending between 3 & 9 months - Adults	247	551	44.8%	49.0%	51.5%	50.5%
% of FP17s for Band 1 Urgent Courses	71	773	9.2%	8.5%	8.0%	9.0%
% of FP17s Relating to Free Repair or Replacements	2	773	0.3%	0.7%	0.8%	0.8%
% of FP17s Relating to Continuations	3	773	0.4%	0.9%	1.1%	1.1%
% of Patients satisfied with the dentistry they have received	1	1	N/A	91.4%	91.6%	91.5%
% of Patients satisfied with the time they had to wait for an appointment	1	1	N/A	89.1%	88.3%	87.9%

* This is based on patients treated on this contract for their most recent course of treatment. Figures in italics indicate the base number of FP17s or Patient Questionnaire responses are less than 100. N/A is shown where the base number of responses is less than 10 during the period. % is calculated as Quantity/Base number*100

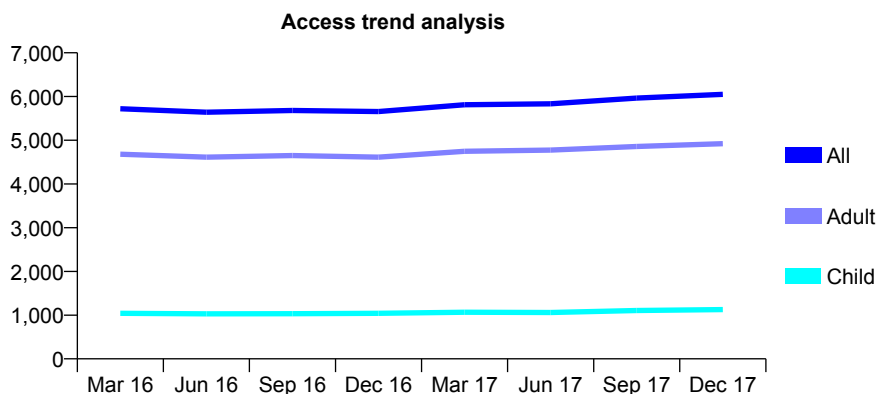
Q57 - Vital Signs At a Glance Contract Report for 229598/0001 - December 2017

Name or company name	Heybridge Dental Practice Partnership
Contract type name	GDS Contract
Purpose of contract	General
Contract start date	01/04/2006
Contract end date	

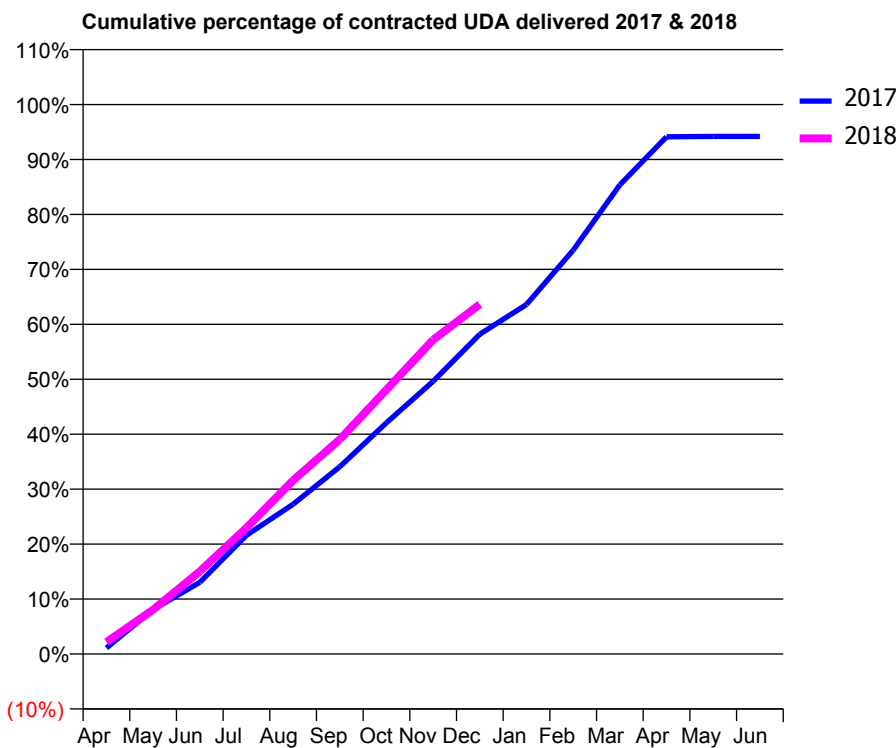
17/18 Contracted general activity (UDA)	21,357
Carry forward general activity (UDA)	0
17/18 Contracted orthodontic activity (UOA)	0
Carry forward orthodontic activity (UOA)	0
Baseline contract value	£632,992.42

ACCESS*

Patients seen in 24 months	Total	Change since previous quarter
Quarter ending December 2016	5,655	
Quarter ending March 2017	5,813	↑
Quarter ending June 2017	5,833	→
Quarter ending September 2017	5,965	↑
Quarter ending December 2017	6,049	→
Variance since December 2016	7.0%	↑



ACTIVITY



Month	Adjusted Scheduled Activity (UDA)	
	2017	2018
April	236	462
May	1,729	1,722
June	2,787	3,209
July	4,616	4,906
August	5,820	6,750
September	7,280	8,339
October	8,991	10,274
November	10,602	12,211
December	12,433	13,594
January	13,588	
February	15,695	
March	18,237	
April	20,103	
May	20,118	
June	20,119	

QUALITY

	Quantity	Base Number	Contract	AT	Region	England
% of FP17s for the same patient ID Re-attending within 3 months - Children	184	1,394	13.2%	10.3%	11.8%	12.0%
% of FP17s for the same patient ID Re-attending within 3 months - Adults	1,135	5,916	19.2%	14.5%	15.3%	15.9%
% of FP17s for the same patient ID Re-attending between 3 & 9 months - Children	824	1,394	59.1%	55.9%	59.1%	58.0%
% of FP17s for the same patient ID Re-attending between 3 & 9 months - Adults	3,267	5,916	55.2%	49.0%	51.5%	50.5%
% of FP17s for Band 1 Urgent Courses	648	6,262	10.3%	8.5%	8.0%	9.0%
% of FP17s Relating to Free Repair or Replacements	88	6,262	1.4%	0.7%	0.8%	0.8%
% of FP17s Relating to Continuations	78	6,262	1.2%	0.9%	1.1%	1.1%
% of Patients satisfied with the dentistry they have received	12	12	100.0%	91.4%	91.6%	91.5%
% of Patients satisfied with the time they had to wait for an appointment	12	12	100.0%	89.1%	88.3%	87.9%

* This is based on patients treated on this contract for their most recent course of treatment. Figures in italics indicate the base number of FP17s or Patient Questionnaire responses are less than 100. N/A is shown where the base number of responses is less than 10 during the period. % is calculated as Quantity/Base number*100

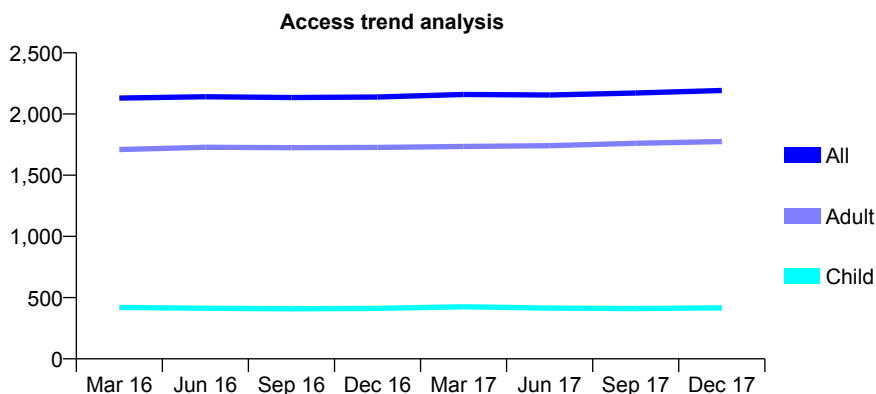
Q57 - Vital Signs At a Glance Contract Report for 237914/0001 - December 2017

Name or company name	MISS S RASHID
Contract type name	GDS Contract
Purpose of contract	General
Contract start date	01/04/2006
Contract end date	

17/18 Contracted general activity (UDA)	6,521
Carry forward general activity (UDA)	0
17/18 Contracted orthodontic activity (UOA)	0
Carry forward orthodontic activity (UOA)	0
Baseline contract value	£151,360.28

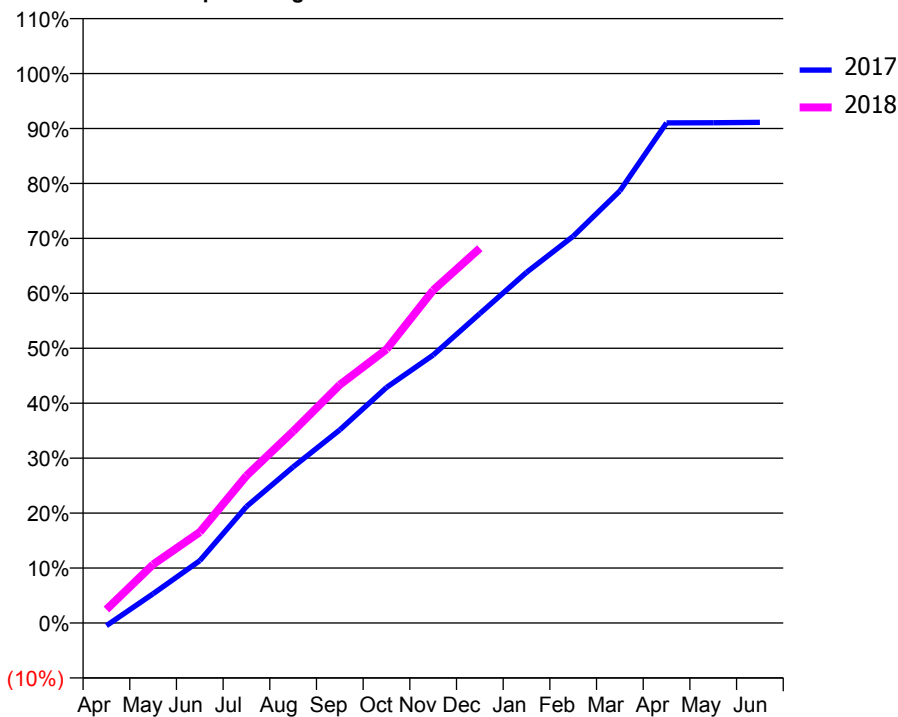
ACCESS*

Patients seen in 24 months	Total	Change since previous quarter
Quarter ending December 2016	2,139	
Quarter ending March 2017	2,160	→
Quarter ending June 2017	2,155	→
Quarter ending September 2017	2,172	→
Quarter ending December 2017	2,192	→
Variance since December 2016	2.5%	↑



ACTIVITY

Cumulative percentage of contracted UDA delivered 2017 & 2018



Month	Adjusted Scheduled Activity (UDA)	
	2017	2018
April	-33	161
May	347	695
June	740	1,079
July	1,382	1,747
August	1,852	2,274
September	2,292	2,827
October	2,796	3,248
November	3,180	3,949
December	3,672	4,447
January	4,162	
February	4,591	
March	5,127	
April	5,935	
May	5,936	
June	5,941	

QUALITY

	Quantity	Base Number	Contract	AT	Region	England
% of FP17s for the same patient ID Re-attending within 3 months - Children	23	539	4.3%	10.3%	11.8%	12.0%
% of FP17s for the same patient ID Re-attending within 3 months - Adults	278	2,372	11.7%	14.5%	15.3%	15.9%
% of FP17s for the same patient ID Re-attending between 3 & 9 months - Children	398	539	73.8%	55.9%	59.1%	58.0%
% of FP17s for the same patient ID Re-attending between 3 & 9 months - Adults	1,718	2,372	72.4%	49.0%	51.5%	50.5%
% of FP17s for Band 1 Urgent Courses	62	2,561	2.4%	8.5%	8.0%	9.0%
% of FP17s Relating to Free Repair or Replacements	15	2,561	0.6%	0.7%	0.8%	0.8%
% of FP17s Relating to Continuations	0	2,561	0.0%	0.9%	1.1%	1.1%
% of Patients satisfied with the dentistry they have received	4	4	N/A	91.4%	91.6%	91.5%
% of Patients satisfied with the time they had to wait for an appointment	4	4	N/A	89.1%	88.3%	87.9%

* This is based on patients treated on this contract for their most recent course of treatment. Figures in italics indicate the base number of FP17s or Patient Questionnaire responses are less than 100. N/A is shown where the base number of responses is less than 10 during the period. % is calculated as Quantity/Base number*100

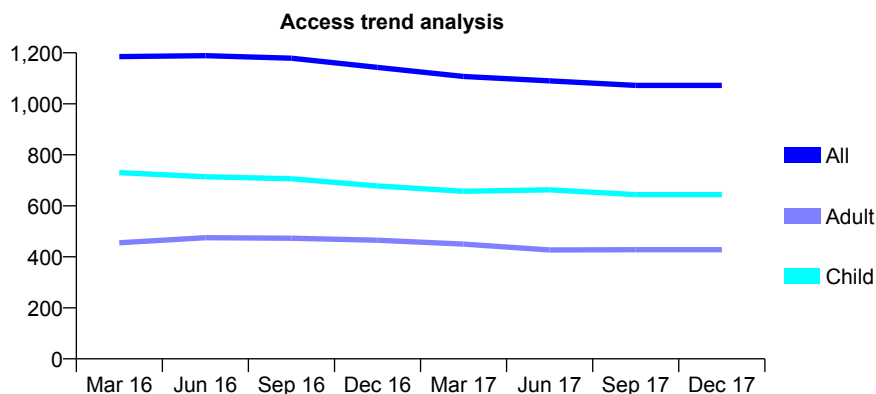
Q57 - Vital Signs At a Glance Contract Report for 239402/0001 - December 2017

Name or company name	MISS CJ COPE
Contract type name	GDS Contract
Purpose of contract	General
Contract start date	01/04/2006
Contract end date	

17/18 Contracted general activity (UDA)	3,000
Carry forward general activity (UDA)	0
17/18 Contracted orthodontic activity (UOA)	0
Carry forward orthodontic activity (UOA)	0
Baseline contract value	£80,372.73

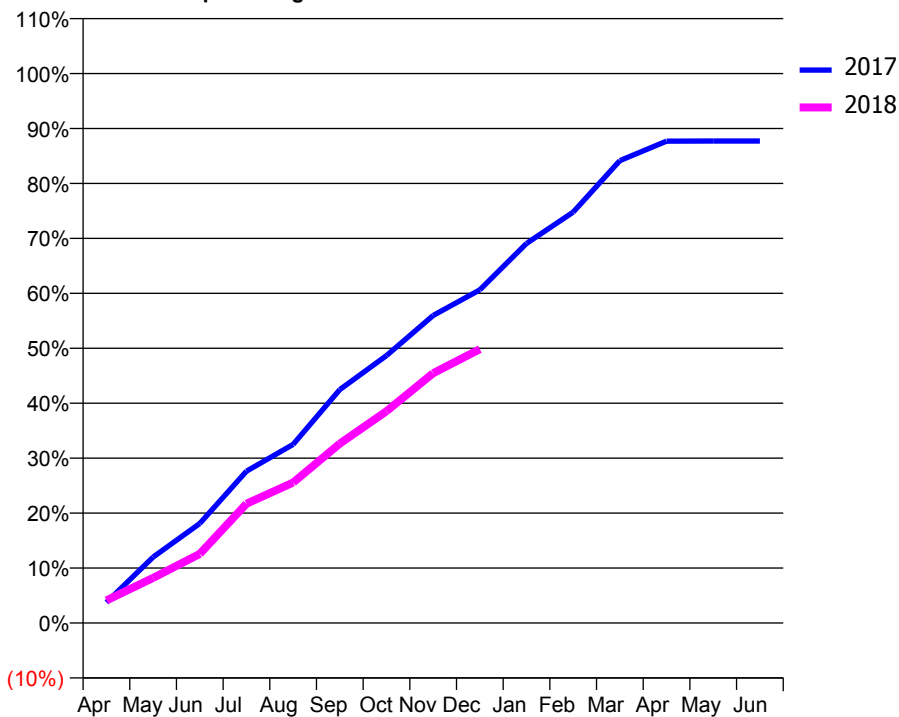
ACCESS*

Patients seen in 24 months	Total	Change since previous quarter
Quarter ending December 2016	1,143	
Quarter ending March 2017	1,107	↓
Quarter ending June 2017	1,090	↓
Quarter ending September 2017	1,072	↓
Quarter ending December 2017	1,072	→
Variance since December 2016	(6.2%)	↓



ACTIVITY

Cumulative percentage of contracted UDA delivered 2017 & 2018



Month	Adjusted Scheduled Activity (UDA)	
	2017	2018
April	112	123
May	360	247
June	544	377
July	829	651
August	975	767
September	1,274	980
October	1,460	1,157
November	1,679	1,364
December	1,819	1,495
January	2,073	
February	2,244	
March	2,524	
April	2,631	
May	2,632	
June	2,632	

QUALITY

	Quantity	Base Number	Contract	AT	Region	England
% of FP17s for the same patient ID Re-attending within 3 months - Children	55	816	6.7%	10.3%	11.8%	12.0%
% of FP17s for the same patient ID Re-attending within 3 months - Adults	34	327	10.4%	14.5%	15.3%	15.9%
% of FP17s for the same patient ID Re-attending between 3 & 9 months - Children	546	816	66.9%	55.9%	59.1%	58.0%
% of FP17s for the same patient ID Re-attending between 3 & 9 months - Adults	194	327	59.3%	49.0%	51.5%	50.5%
% of FP17s for Band 1 Urgent Courses	54	1,082	5.0%	8.5%	8.0%	9.0%
% of FP17s Relating to Free Repair or Replacements	0	1,082	0.0%	0.7%	0.8%	0.8%
% of FP17s Relating to Continuations	1	1,082	0.1%	0.9%	1.1%	1.1%
% of Patients satisfied with the dentistry they have received	0	0	N/A	91.4%	91.6%	91.5%
% of Patients satisfied with the time they had to wait for an appointment	0	0	N/A	89.1%	88.3%	87.9%

* This is based on patients treated on this contract for their most recent course of treatment. Figures in italics indicate the base number of FP17s or Patient Questionnaire responses are less than 100. N/A is shown where the base number of responses is less than 10 during the period. % is calculated as Quantity/Base number*100

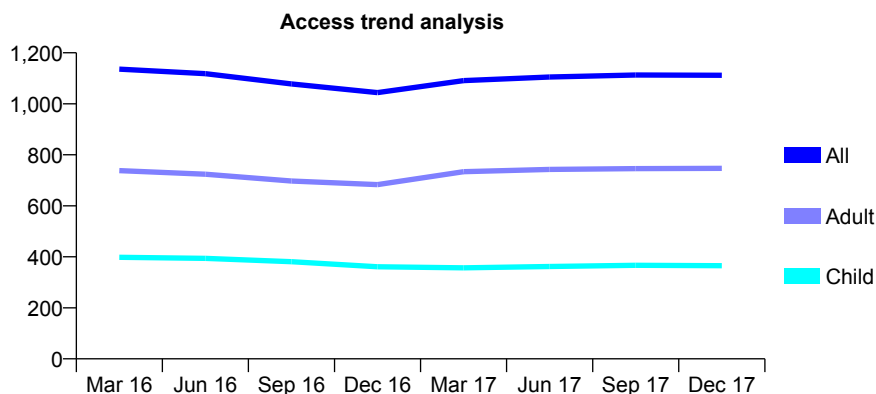
Q57 - Vital Signs At a Glance Contract Report for 243566/0001 - December 2017

Name or company name	MISS M KHANNA
Contract type name	GDS Contract
Purpose of contract	General
Contract start date	01/04/2006
Contract end date	

17/18 Contracted general activity (UDA)	3,000
Carry forward general activity (UDA)	61
17/18 Contracted orthodontic activity (UOA)	0
Carry forward orthodontic activity (UOA)	0
Baseline contract value	£71,888.01

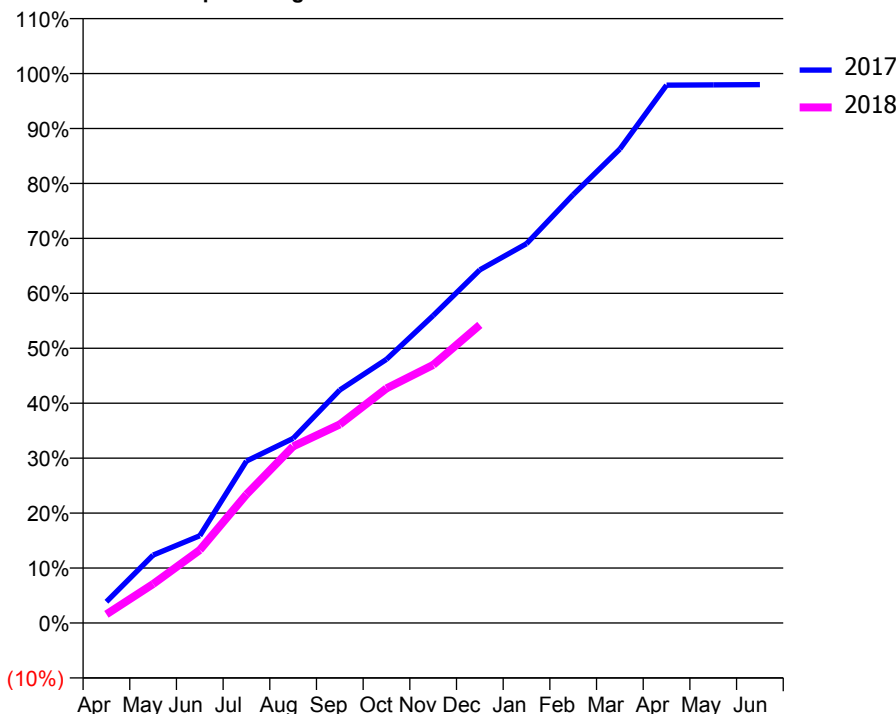
ACCESS*

Patients seen in 24 months	Total	Change since previous quarter
Quarter ending December 2016	1,044	
Quarter ending March 2017	1,091	↑
Quarter ending June 2017	1,105	→
Quarter ending September 2017	1,113	→
Quarter ending December 2017	1,112	→
Variance since December 2016	6.5%	↑



ACTIVITY

Cumulative percentage of contracted UDA delivered 2017 & 2018



Month	Adjusted Scheduled Activity (UDA)	
	2017	2018
April	116	48
May	371	213
June	476	399
July	884	702
August	1,008	964
September	1,272	1,085
October	1,440	1,281
November	1,678	1,409
December	1,928	1,627
January	2,071	
February	2,338	
March	2,588	
April	2,936	
May	2,938	
June	2,939	

QUALITY

	Quantity	Base Number	Contract	AT	Region	England
% of FP17s for the same patient ID Re-attending within 3 months - Children	18	370	4.9%	10.3%	11.8%	12.0%
% of FP17s for the same patient ID Re-attending within 3 months - Adults	77	731	10.5%	14.5%	15.3%	15.9%
% of FP17s for the same patient ID Re-attending between 3 & 9 months - Children	248	370	67.0%	55.9%	59.1%	58.0%
% of FP17s for the same patient ID Re-attending between 3 & 9 months - Adults	418	731	57.2%	49.0%	51.5%	50.5%
% of FP17s for Band 1 Urgent Courses	48	987	4.9%	8.5%	8.0%	9.0%
% of FP17s Relating to Free Repair or Replacements	0	987	0.0%	0.7%	0.8%	0.8%
% of FP17s Relating to Continuations	8	987	0.8%	0.9%	1.1%	1.1%
% of Patients satisfied with the dentistry they have received	1	1	N/A	91.4%	91.6%	91.5%
% of Patients satisfied with the time they had to wait for an appointment	1	1	N/A	89.1%	88.3%	87.9%

* This is based on patients treated on this contract for their most recent course of treatment. Figures in italics indicate the base number of FP17s or Patient Questionnaire responses are less than 100. N/A is shown where the base number of responses is less than 10 during the period. % is calculated as Quantity/Base number*100

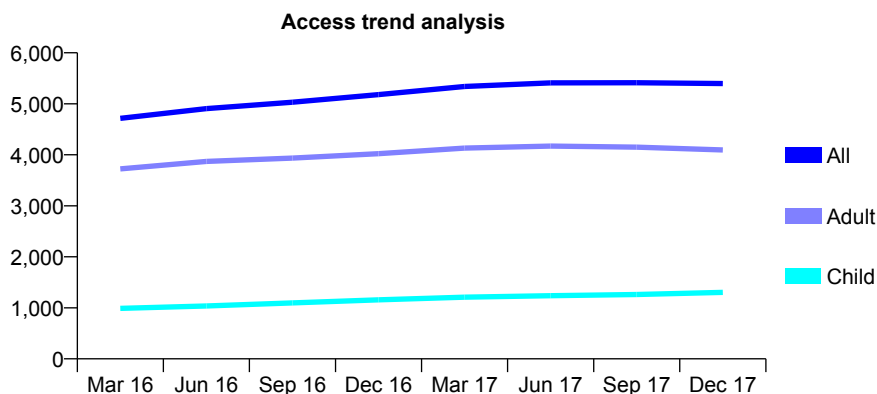
Q57 - Vital Signs At a Glance Contract Report for 251089/0001 - December 2017

Name or company name	MR JC CUDDIGAN
Contract type name	GDS Contract
Purpose of contract	General
Contract start date	01/04/2006
Contract end date	

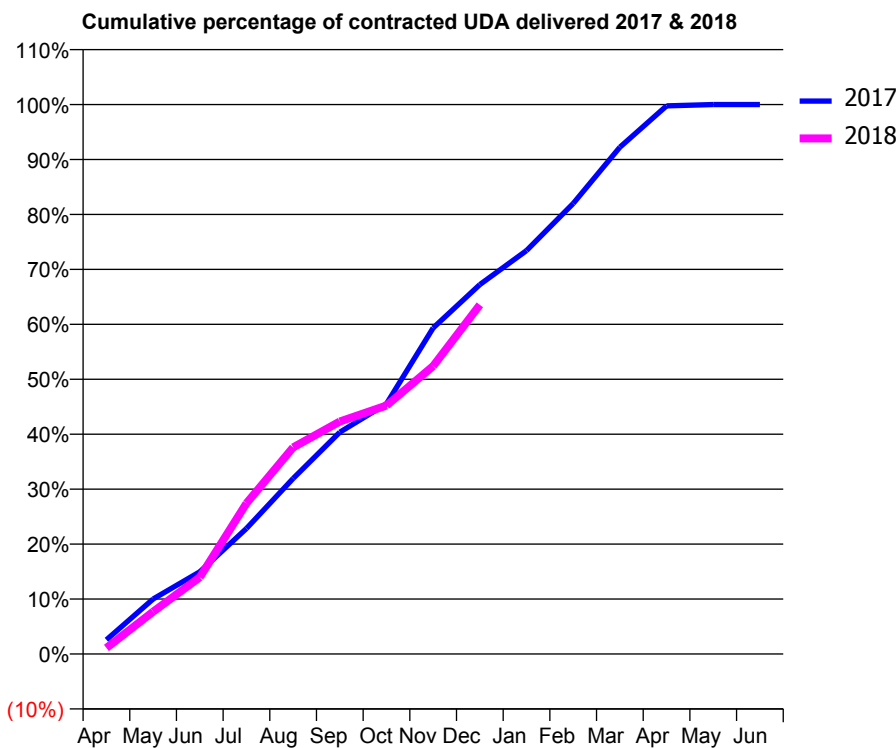
17/18 Contracted general activity (UDA)	11,799
Carry forward general activity (UDA)	0
17/18 Contracted orthodontic activity (UOA)	0
Carry forward orthodontic activity (UOA)	0
Baseline contract value	£292,655.55

ACCESS*

Patients seen in 24 months	Total	Change since previous quarter
Quarter ending December 2016	5,181	
Quarter ending March 2017	5,339	↑
Quarter ending June 2017	5,410	→
Quarter ending September 2017	5,412	→
Quarter ending December 2017	5,398	→
Variance since December 2016	4.2%	↑



ACTIVITY



Month	Adjusted Scheduled Activity (UDA)	
	2017	2018
April	304	131
May	1,182	910
June	1,766	1,646
July	2,697	3,238
August	3,770	4,438
September	4,763	4,992
October	5,372	5,336
November	7,003	6,184
December	7,933	7,497
January	8,662	
February	9,672	
March	10,880	
April	11,768	
May	11,797	
June	11,799	

QUALITY

	Quantity	Base Number	Contract	AT	Region	England
% of FP17s for the same patient ID Re-attending within 3 months - Children	61	1,235	4.9%	10.3%	11.8%	12.0%
% of FP17s for the same patient ID Re-attending within 3 months - Adults	435	3,577	12.2%	14.5%	15.3%	15.9%
% of FP17s for the same patient ID Re-attending between 3 & 9 months - Children	649	1,235	52.6%	55.9%	59.1%	58.0%
% of FP17s for the same patient ID Re-attending between 3 & 9 months - Adults	1,862	3,577	52.1%	49.0%	51.5%	50.5%
% of FP17s for Band 1 Urgent Courses	376	4,334	8.7%	8.5%	8.0%	9.0%
% of FP17s Relating to Free Repair or Replacements	28	4,334	0.6%	0.7%	0.8%	0.8%
% of FP17s Relating to Continuations	24	4,334	0.6%	0.9%	1.1%	1.1%
% of Patients satisfied with the dentistry they have received	8	8	N/A	91.4%	91.6%	91.5%
% of Patients satisfied with the time they had to wait for an appointment	8	8	N/A	89.1%	88.3%	87.9%

* This is based on patients treated on this contract for their most recent course of treatment. Figures in italics indicate the base number of FP17s or Patient Questionnaire responses are less than 100. N/A is shown where the base number of responses is less than 10 during the period. % is calculated as Quantity/Base number*100

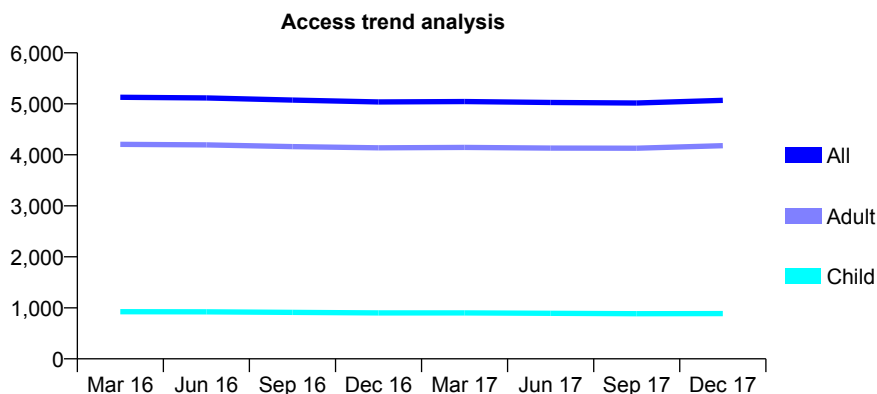
Q57 - Vital Signs At a Glance Contract Report for 253197/0001 - December 2017

Name or company name	MR DG FIGAJI
Contract type name	GDS Contract
Purpose of contract	General
Contract start date	01/04/2006
Contract end date	

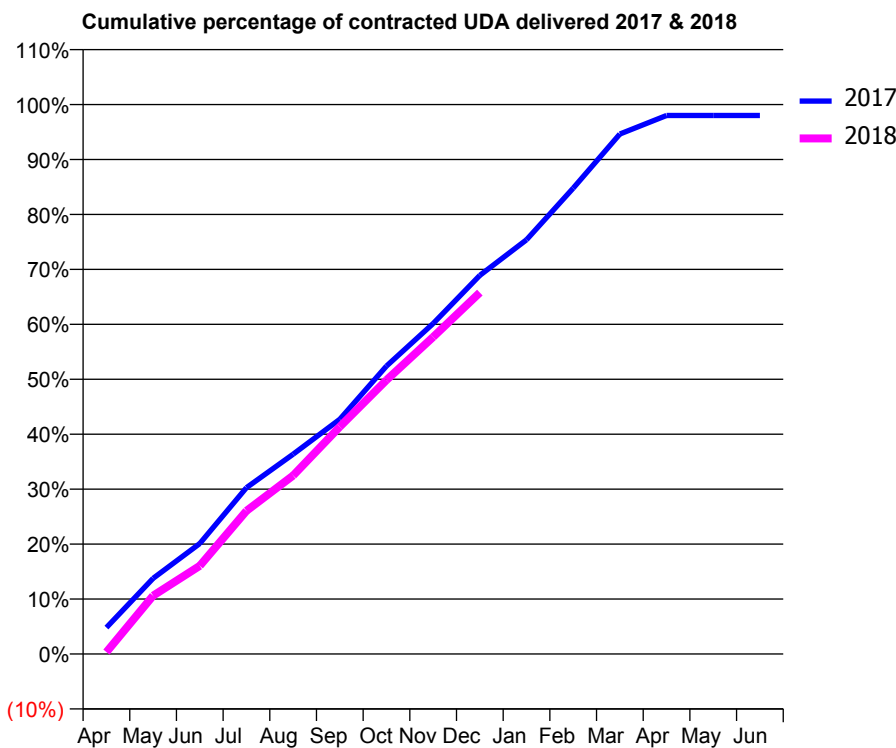
17/18 Contracted general activity (UDA)	17,600
Carry forward general activity (UDA)	350
17/18 Contracted orthodontic activity (UOA)	0
Carry forward orthodontic activity (UOA)	0
Baseline contract value	£535,240.69

ACCESS*

Patients seen in 24 months	Total	Change since previous quarter
Quarter ending December 2016	5,036	
Quarter ending March 2017	5,045	→
Quarter ending June 2017	5,025	→
Quarter ending September 2017	5,015	→
Quarter ending December 2017	5,067	→
Variance since December 2016	0.6%	→



ACTIVITY



Month	Adjusted Scheduled Activity (UDA)	
	2017	2018
April	846	63
May	2,424	1,867
June	3,540	2,824
July	5,329	4,586
August	6,400	5,715
September	7,518	7,280
October	9,222	8,774
November	10,585	10,156
December	12,126	11,578
January	13,269	
February	14,921	
March	16,653	
April	17,246	
May	17,250	
June	17,250	

QUALITY

	Quantity	Base Number	Contract	AT	Region	England
% of FP17s for the same patient ID Re-attending within 3 months - Children	62	993	6.2%	10.3%	11.8%	12.0%
% of FP17s for the same patient ID Re-attending within 3 months - Adults	710	4,618	15.4%	14.5%	15.3%	15.9%
% of FP17s for the same patient ID Re-attending between 3 & 9 months - Children	636	993	64.0%	55.9%	59.1%	58.0%
% of FP17s for the same patient ID Re-attending between 3 & 9 months - Adults	2,753	4,618	59.6%	49.0%	51.5%	50.5%
% of FP17s for Band 1 Urgent Courses	274	5,304	5.2%	8.5%	8.0%	9.0%
% of FP17s Relating to Free Repair or Replacements	39	5,304	0.7%	0.7%	0.8%	0.8%
% of FP17s Relating to Continuations	199	5,304	3.8%	0.9%	1.1%	1.1%
% of Patients satisfied with the dentistry they have received	11	12	91.7%	91.4%	91.6%	91.5%
% of Patients satisfied with the time they had to wait for an appointment	11	12	91.7%	89.1%	88.3%	87.9%

* This is based on patients treated on this contract for their most recent course of treatment. Figures in italics indicate the base number of FP17s or Patient Questionnaire responses are less than 100. N/A is shown where the base number of responses is less than 10 during the period. % is calculated as Quantity/Base number*100

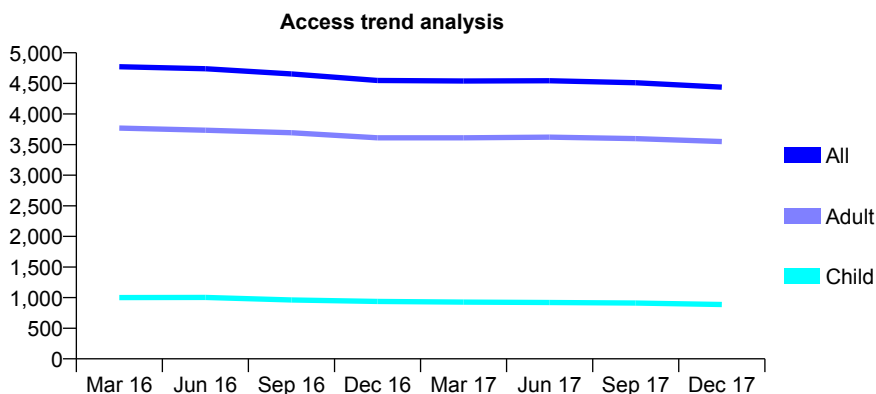
Q57 - Vital Signs At a Glance Contract Report for 253197/0002 - December 2017

Name or company name	MR DG FIGAJI
Contract type name	GDS Contract
Purpose of contract	General
Contract start date	01/04/2007
Contract end date	

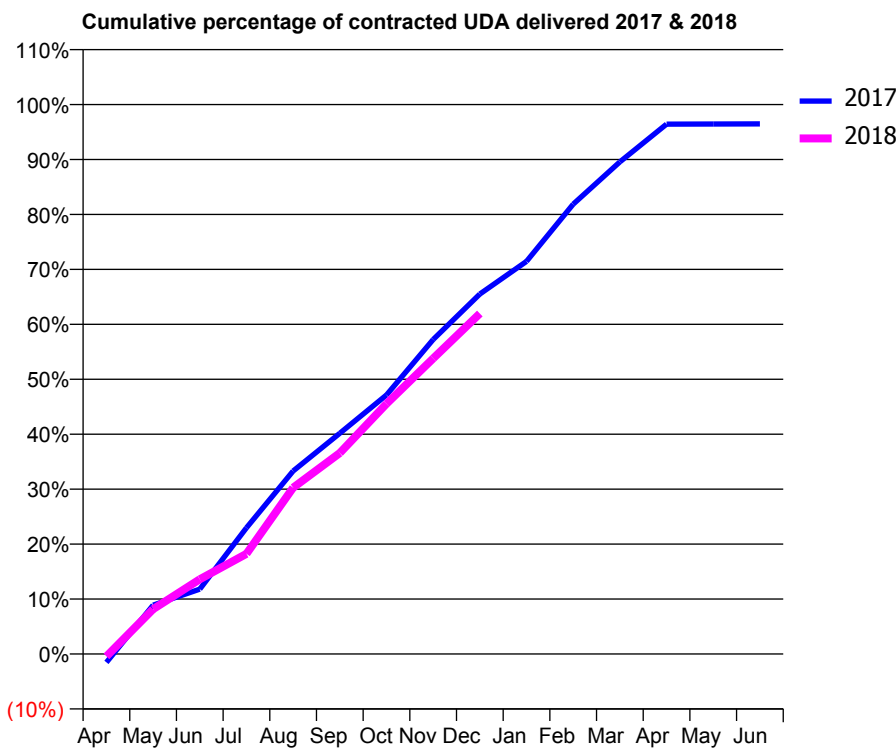
17/18 Contracted general activity (UDA)	13,400
Carry forward general activity (UDA)	473
17/18 Contracted orthodontic activity (UOA)	0
Carry forward orthodontic activity (UOA)	0
Baseline contract value	£347,615.80

ACCESS*

Patients seen in 24 months	Total	Change since previous quarter
Quarter ending December 2016	4,549	
Quarter ending March 2017	4,539	→
Quarter ending June 2017	4,543	→
Quarter ending September 2017	4,510	→
Quarter ending December 2017	4,438	↓
Variance since December 2016	(2.4%)	↓



ACTIVITY



Month	Adjusted Scheduled Activity (UDA)	
	2017	2018
April	-206	-59
May	1,191	1,096
June	1,583	1,822
July	3,078	2,445
August	4,462	4,055
September	5,383	4,902
October	6,315	6,103
November	7,668	7,207
December	8,777	8,305
January	9,576	
February	10,971	
March	12,000	
April	12,920	
May	12,924	
June	12,927	

QUALITY

	Quantity	Base Number	Contract	AT	Region	England
% of FP17s for the same patient ID Re-attending within 3 months - Children	71	1,127	6.3%	10.3%	11.8%	12.0%
% of FP17s for the same patient ID Re-attending within 3 months - Adults	644	3,929	16.4%	14.5%	15.3%	15.9%
% of FP17s for the same patient ID Re-attending between 3 & 9 months - Children	807	1,127	71.6%	55.9%	59.1%	58.0%
% of FP17s for the same patient ID Re-attending between 3 & 9 months - Adults	1,763	3,929	44.9%	49.0%	51.5%	50.5%
% of FP17s for Band 1 Urgent Courses	168	4,635	3.6%	8.5%	8.0%	9.0%
% of FP17s Relating to Free Repair or Replacements	57	4,635	1.2%	0.7%	0.8%	0.8%
% of FP17s Relating to Continuations	208	4,635	4.5%	0.9%	1.1%	1.1%
% of Patients satisfied with the dentistry they have received	3	3	N/A	91.4%	91.6%	91.5%
% of Patients satisfied with the time they had to wait for an appointment	3	3	N/A	89.1%	88.3%	87.9%

* This is based on patients treated on this contract for their most recent course of treatment. Figures in italics indicate the base number of FP17s or Patient Questionnaire responses are less than 100. N/A is shown where the base number of responses is less than 10 during the period. % is calculated as Quantity/Base number*100

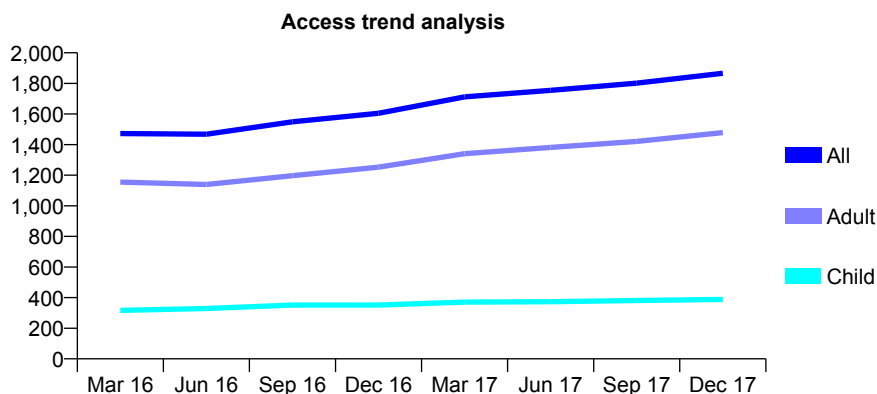
Q57 - Vital Signs At a Glance Contract Report for 253855/0001 - December 2017

Name or company name	Optident Dental Clinic
Contract type name	GDS Contract
Purpose of contract	General
Contract start date	01/04/2006
Contract end date	

17/18 Contracted general activity (UDA)	7,573
Carry forward general activity (UDA)	0
17/18 Contracted orthodontic activity (UOA)	0
Carry forward orthodontic activity (UOA)	0
Baseline contract value	£216,642.45

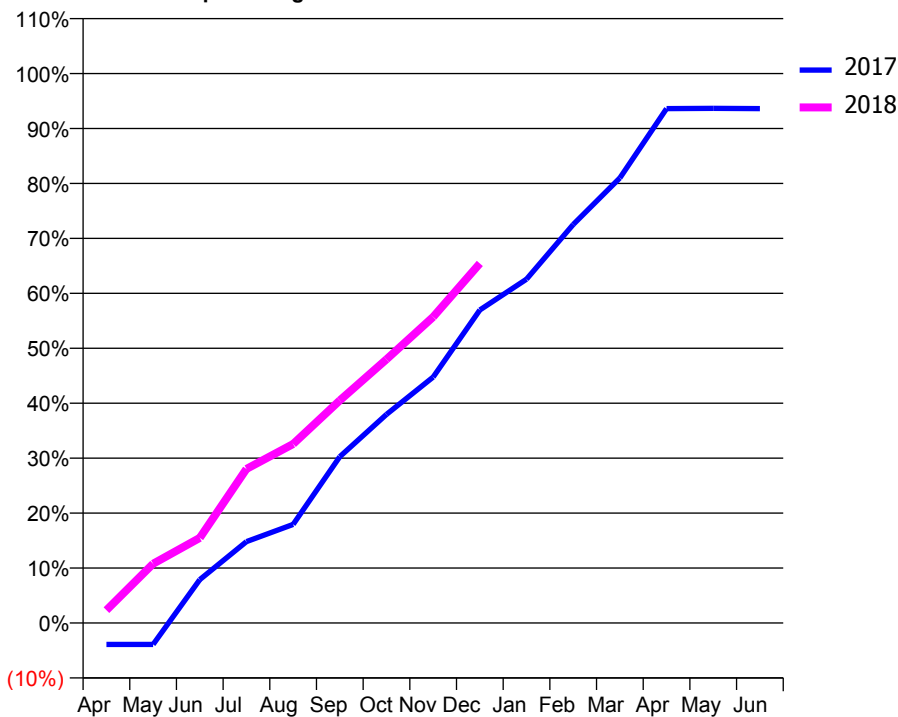
ACCESS*

Patients seen in 24 months	Total	Change since previous quarter
Quarter ending December 2016	1,605	
Quarter ending March 2017	1,712	↑
Quarter ending June 2017	1,755	↑
Quarter ending September 2017	1,802	↑
Quarter ending December 2017	1,866	↑
Variance since December 2016	16.3%	↑



ACTIVITY

Cumulative percentage of contracted UDA delivered 2017 & 2018



Month	Adjusted Scheduled Activity (UDA)	
	2017	2018
April	-297	178
May	-297	817
June	599	1,174
July	1,122	2,124
August	1,358	2,468
September	2,293	3,069
October	2,875	3,635
November	3,390	4,219
December	4,315	4,956
January	4,738	
February	5,493	
March	6,133	
April	7,089	
May	7,093	
June	7,089	

QUALITY

	Quantity	Base Number	Contract	AT	Region	England
% of FP17s for the same patient ID Re-attending within 3 months - Children	65	431	15.1%	10.3%	11.8%	12.0%
% of FP17s for the same patient ID Re-attending within 3 months - Adults	340	1,590	21.4%	14.5%	15.3%	15.9%
% of FP17s for the same patient ID Re-attending between 3 & 9 months - Children	198	431	45.9%	55.9%	59.1%	58.0%
% of FP17s for the same patient ID Re-attending between 3 & 9 months - Adults	650	1,590	40.9%	49.0%	51.5%	50.5%
% of FP17s for Band 1 Urgent Courses	374	1,779	21.0%	8.5%	8.0%	9.0%
% of FP17s Relating to Free Repair or Replacements	2	1,779	0.1%	0.7%	0.8%	0.8%
% of FP17s Relating to Continuations	2	1,779	0.1%	0.9%	1.1%	1.1%
% of Patients satisfied with the dentistry they have received	1	1	N/A	91.4%	91.6%	91.5%
% of Patients satisfied with the time they had to wait for an appointment	1	1	N/A	89.1%	88.3%	87.9%

* This is based on patients treated on this contract for their most recent course of treatment. Figures in italics indicate the base number of FP17s or Patient Questionnaire responses are less than 100. N/A is shown where the base number of responses is less than 10 during the period. % is calculated as Quantity/Base number*100

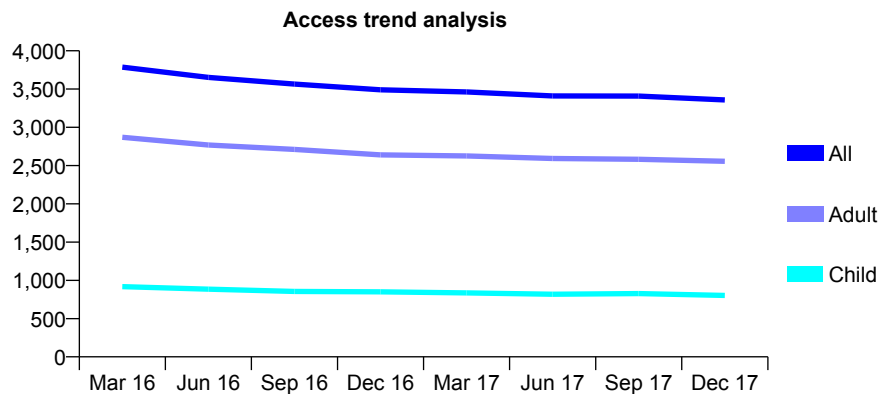
Q57 - Vital Signs At a Glance Contract Report for 257613/0003 - December 2017

Name or company name	MR S NOZOHOOR
Contract type name	GDS Contract
Purpose of contract	General
Contract start date	01/04/2006
Contract end date	

17/18 Contracted general activity (UDA)	12,949
Carry forward general activity (UDA)	0
17/18 Contracted orthodontic activity (UOA)	0
Carry forward orthodontic activity (UOA)	0
Baseline contract value	£322,843.28

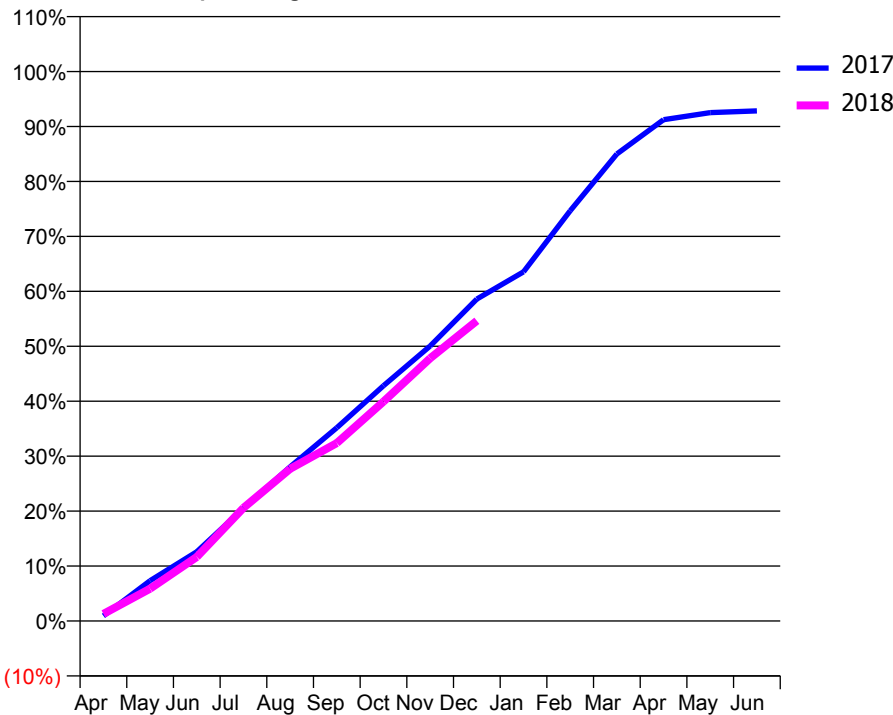
ACCESS*

Patients seen in 24 months	Total	Change since previous quarter
Quarter ending December 2016	3,490	
Quarter ending March 2017	3,462	→
Quarter ending June 2017	3,410	↓
Quarter ending September 2017	3,409	→
Quarter ending December 2017	3,358	↓
Variance since December 2016	(3.8%)	↓



ACTIVITY

Cumulative percentage of contracted UDA delivered 2017 & 2018



Month	Adjusted Scheduled Activity (UDA)	
	2017	2018
April	120	170
May	951	761
June	1,632	1,509
July	2,657	2,666
August	3,633	3,585
September	4,553	4,193
October	5,544	5,169
November	6,480	6,193
December	7,587	7,074
January	8,230	
February	9,666	
March	11,006	
April	11,813	
May	11,979	
June	12,021	

QUALITY

	Quantity	Base Number	Contract	AT	Region	England
% of FP17s for the same patient ID Re-attending within 3 months - Children	40	665	6.0%	10.3%	11.8%	12.0%
% of FP17s for the same patient ID Re-attending within 3 months - Adults	407	2,705	15.0%	14.5%	15.3%	15.9%
% of FP17s for the same patient ID Re-attending between 3 & 9 months - Children	254	665	38.2%	55.9%	59.1%	58.0%
% of FP17s for the same patient ID Re-attending between 3 & 9 months - Adults	1,330	2,705	49.2%	49.0%	51.5%	50.5%
% of FP17s for Band 1 Urgent Courses	210	3,127	6.7%	8.5%	8.0%	9.0%
% of FP17s Relating to Free Repair or Replacements	58	3,127	1.9%	0.7%	0.8%	0.8%
% of FP17s Relating to Continuations	36	3,127	1.2%	0.9%	1.1%	1.1%
% of Patients satisfied with the dentistry they have received	5	6	N/A	91.4%	91.6%	91.5%
% of Patients satisfied with the time they had to wait for an appointment	5	6	N/A	89.1%	88.3%	87.9%

* This is based on patients treated on this contract for their most recent course of treatment. Figures in italics indicate the base number of FP17s or Patient Questionnaire responses are less than 100. N/A is shown where the base number of responses is less than 10 during the period. % is calculated as Quantity/Base number*100

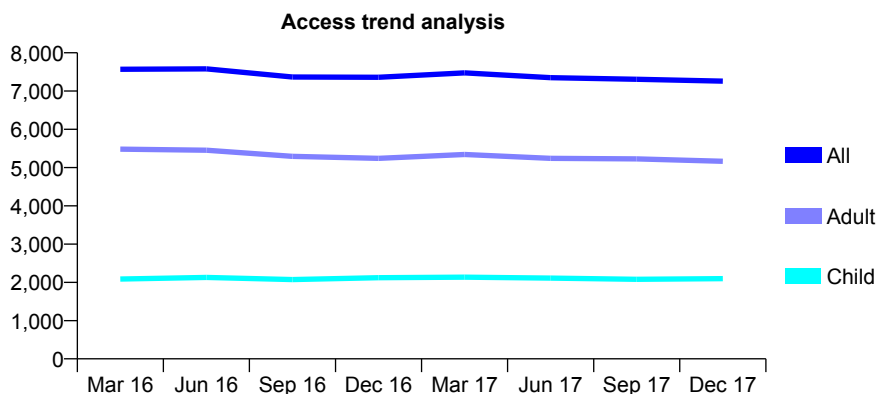
Q57 - Vital Signs At a Glance Contract Report for 258261/0001 - December 2017

Name or company name	MR D REZAIIE DASTJERDI
Contract type name	GDS Contract
Purpose of contract	General
Contract start date	01/04/2006
Contract end date	

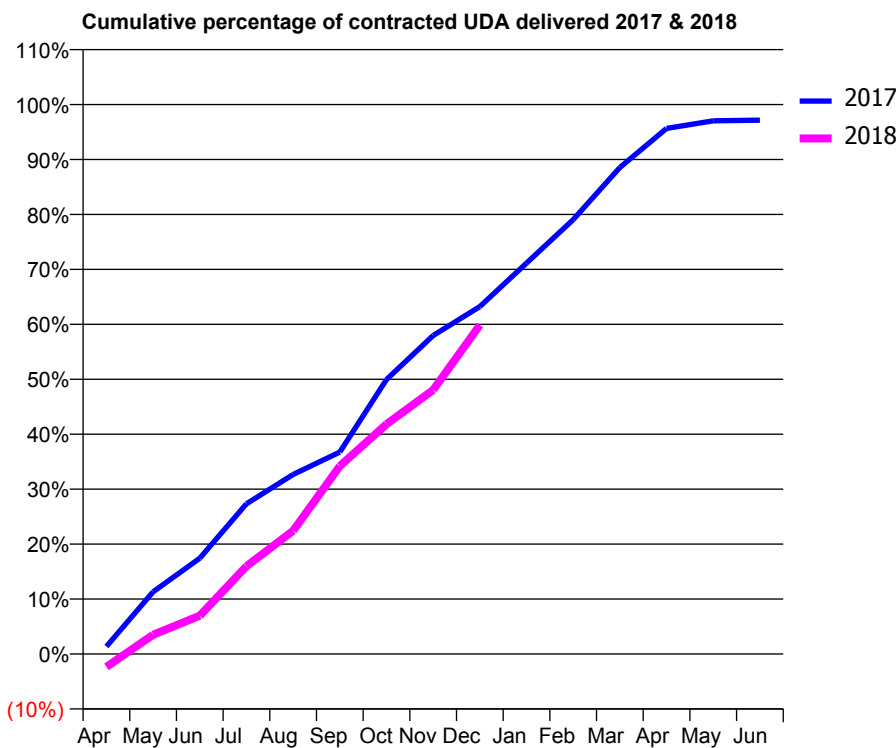
17/18 Contracted general activity (UDA)	21,897
Carry forward general activity (UDA)	621
17/18 Contracted orthodontic activity (UOA)	0
Carry forward orthodontic activity (UOA)	0
Baseline contract value	£600,121.07

ACCESS*

Patients seen in 24 months	Total	Change since previous quarter
Quarter ending December 2016	7,362	
Quarter ending March 2017	7,477	→
Quarter ending June 2017	7,349	↓
Quarter ending September 2017	7,309	→
Quarter ending December 2017	7,260	→
Variance since December 2016	(1.4%)	↓



ACTIVITY



Month	Adjusted Scheduled Activity (UDA)	
	2017	2018
April	302	-519
May	2,478	765
June	3,817	1,530
July	5,988	3,501
August	7,155	4,913
September	8,048	7,491
October	10,937	9,156
November	12,692	10,523
December	13,845	13,107
January	15,577	
February	17,308	
March	19,388	
April	20,944	
May	21,247	
June	21,276	

QUALITY

	Quantity	Base Number	Contract	AT	Region	England
% of FP17s for the same patient ID Re-attending within 3 months - Children	102	1,968	5.2%	10.3%	11.8%	12.0%
% of FP17s for the same patient ID Re-attending within 3 months - Adults	708	4,872	14.5%	14.5%	15.3%	15.9%
% of FP17s for the same patient ID Re-attending between 3 & 9 months - Children	955	1,968	48.5%	55.9%	59.1%	58.0%
% of FP17s for the same patient ID Re-attending between 3 & 9 months - Adults	2,386	4,872	49.0%	49.0%	51.5%	50.5%
% of FP17s for Band 1 Urgent Courses	428	6,153	7.0%	8.5%	8.0%	9.0%
% of FP17s Relating to Free Repair or Replacements	23	6,153	0.4%	0.7%	0.8%	0.8%
% of FP17s Relating to Continuations	37	6,153	0.6%	0.9%	1.1%	1.1%
% of Patients satisfied with the dentistry they have received	8	11	72.7%	91.4%	91.6%	91.5%
% of Patients satisfied with the time they had to wait for an appointment	9	11	81.8%	89.1%	88.3%	87.9%

* This is based on patients treated on this contract for their most recent course of treatment. Figures in italics indicate the base number of FP17s or Patient Questionnaire responses are less than 100. N/A is shown where the base number of responses is less than 10 during the period. % is calculated as Quantity/Base number*100

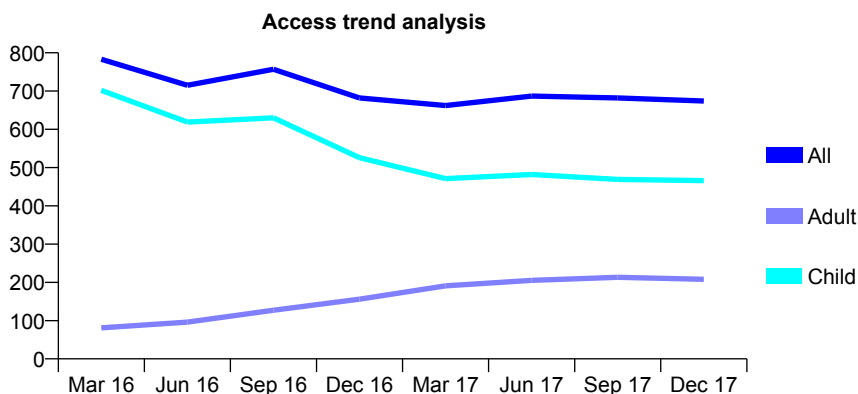
Q57 - Vital Signs At a Glance Contract Report for 261076/0001 - December 2017

Name or company name	MR SA PITT
Contract type name	GDS Contract
Purpose of contract	General
Contract start date	26/07/2006
Contract end date	

17/18 Contracted general activity (UDA)	1,173
Carry forward general activity (UDA)	0
17/18 Contracted orthodontic activity (UOA)	0
Carry forward orthodontic activity (UOA)	0
Baseline contract value	£26,337.73

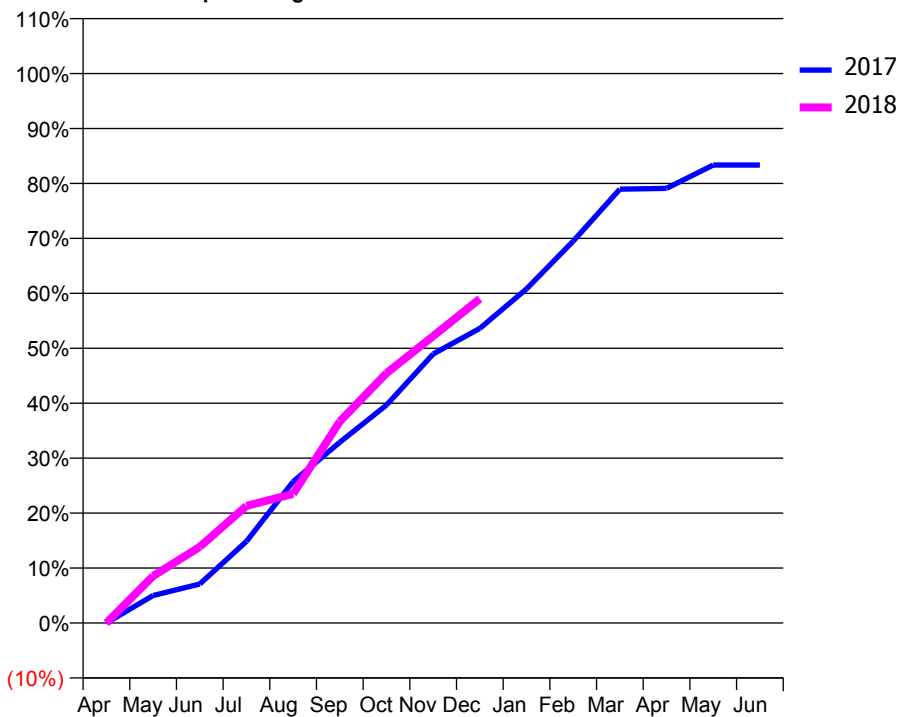
ACCESS*

Patients seen in 24 months	Total	Change since previous quarter
Quarter ending December 2016	682	
Quarter ending March 2017	662	↓
Quarter ending June 2017	687	↑
Quarter ending September 2017	682	→
Quarter ending December 2017	674	↓
Variance since December 2016	(1.2%)	↓



ACTIVITY

Cumulative percentage of contracted UDA delivered 2017 & 2018



Month	Adjusted Scheduled Activity (UDA)	
	2017	2018
April	0	0
May	74	100
June	104	163
July	218	250
August	377	276
September	482	430
October	582	533
November	718	612
December	786	692
January	891	
February	1,019	
March	1,158	
April	1,160	
May	1,222	
June	1,222	

QUALITY

	Quantity	Base Number	Contract	AT	Region	England
% of FP17s for the same patient ID Re-attending within 3 months - Children	28	399	7.0%	10.3%	11.8%	12.0%
% of FP17s for the same patient ID Re-attending within 3 months - Adults	16	122	13.1%	14.5%	15.3%	15.9%
% of FP17s for the same patient ID Re-attending between 3 & 9 months - Children	187	399	46.9%	55.9%	59.1%	58.0%
% of FP17s for the same patient ID Re-attending between 3 & 9 months - Adults	45	122	36.9%	49.0%	51.5%	50.5%
% of FP17s for Band 1 Urgent Courses	21	475	4.4%	8.5%	8.0%	9.0%
% of FP17s Relating to Free Repair or Replacements	0	475	0.0%	0.7%	0.8%	0.8%
% of FP17s Relating to Continuations	11	475	2.3%	0.9%	1.1%	1.1%
% of Patients satisfied with the dentistry they have received	2	2	N/A	91.4%	91.6%	91.5%
% of Patients satisfied with the time they had to wait for an appointment	1	2	N/A	89.1%	88.3%	87.9%

* This is based on patients treated on this contract for their most recent course of treatment. Figures in italics indicate the base number of FP17s or Patient Questionnaire responses are less than 100. N/A is shown where the base number of responses is less than 10 during the period. % is calculated as Quantity/Base number*100

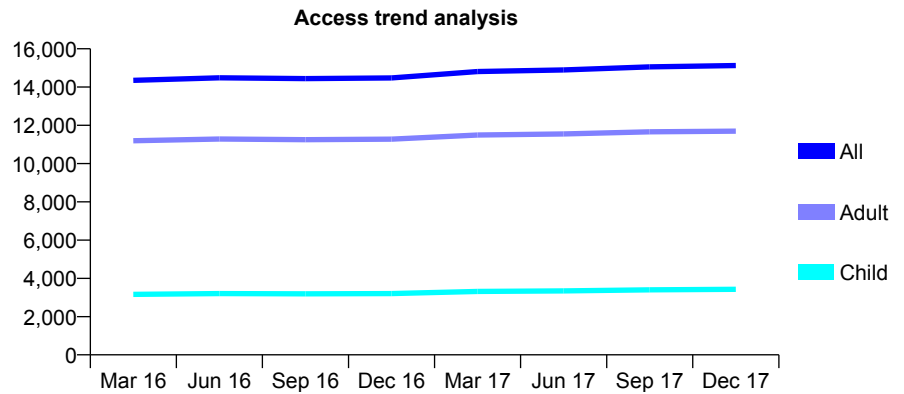
Q57 - Vital Signs At a Glance Contract Report for 268089/0004 - December 2017

Name or company name	Homewood Dental Surgery
Contract type name	GDS Contract
Purpose of contract	General
Contract start date	07/01/2007
Contract end date	

17/18 Contracted general activity (UDA)	28,411
Carry forward general activity (UDA)	778
17/18 Contracted orthodontic activity (UOA)	0
Carry forward orthodontic activity (UOA)	0
Baseline contract value	£701,547.17

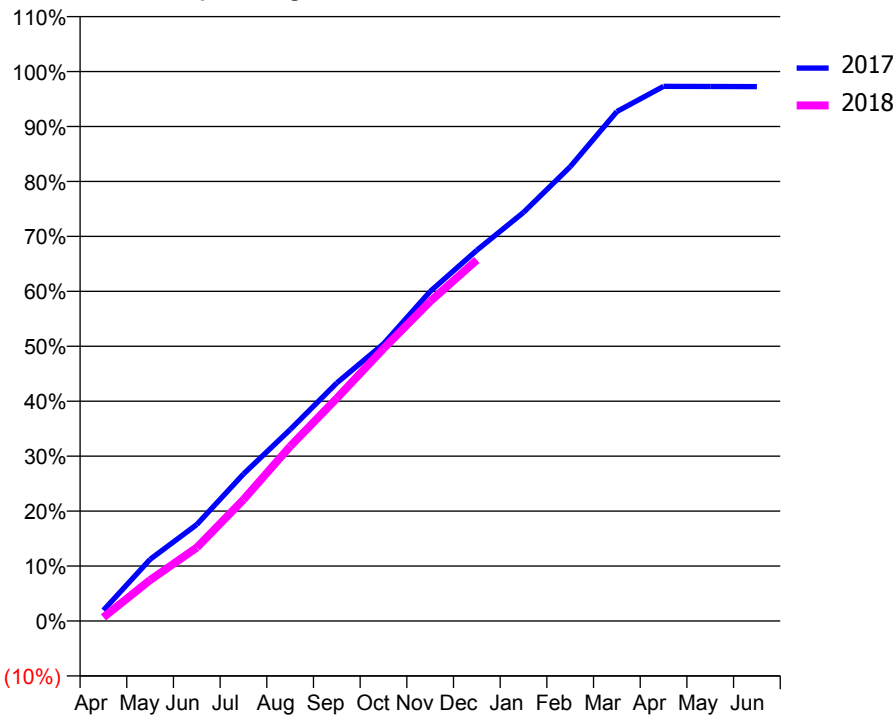
ACCESS*

Patients seen in 24 months	Total	Change since previous quarter
Quarter ending December 2016	14,479	
Quarter ending March 2017	14,813	↑
Quarter ending June 2017	14,892	→
Quarter ending September 2017	15,057	→
Quarter ending December 2017	15,123	→
Variance since December 2016	4.4%	↑



ACTIVITY

Cumulative percentage of contracted UDA delivered 2017 & 2018



Month	Adjusted Scheduled Activity (UDA)	
	2017	2018
April	558	190
May	3,191	2,117
June	4,987	3,796
July	7,604	6,274
August	9,897	9,029
September	12,311	11,514
October	14,333	14,081
November	17,038	16,524
December	19,167	18,666
January	21,130	
February	23,487	
March	26,338	
April	27,643	
May	27,638	
June	27,633	

QUALITY

	Quantity	Base Number	Contract	AT	Region	England
% of FP17s for the same patient ID Re-attending within 3 months - Children	202	3,282	6.2%	10.3%	11.8%	12.0%
% of FP17s for the same patient ID Re-attending within 3 months - Adults	1,464	10,419	14.1%	14.5%	15.3%	15.9%
% of FP17s for the same patient ID Re-attending between 3 & 9 months - Children	1,722	3,282	52.5%	55.9%	59.1%	58.0%
% of FP17s for the same patient ID Re-attending between 3 & 9 months - Adults	3,469	10,419	33.3%	49.0%	51.5%	50.5%
% of FP17s for Band 1 Urgent Courses	1,125	11,093	10.1%	8.5%	8.0%	9.0%
% of FP17s Relating to Free Repair or Replacements	41	11,093	0.4%	0.7%	0.8%	0.8%
% of FP17s Relating to Continuations	28	11,093	0.3%	0.9%	1.1%	1.1%
% of Patients satisfied with the dentistry they have received	20	20	100.0%	91.4%	91.6%	91.5%
% of Patients satisfied with the time they had to wait for an appointment	18	20	90.0%	89.1%	88.3%	87.9%

* This is based on patients treated on this contract for their most recent course of treatment. Figures in italics indicate the base number of FP17s or Patient Questionnaire responses are less than 100. N/A is shown where the base number of responses is less than 10 during the period. % is calculated as Quantity/Base number*100

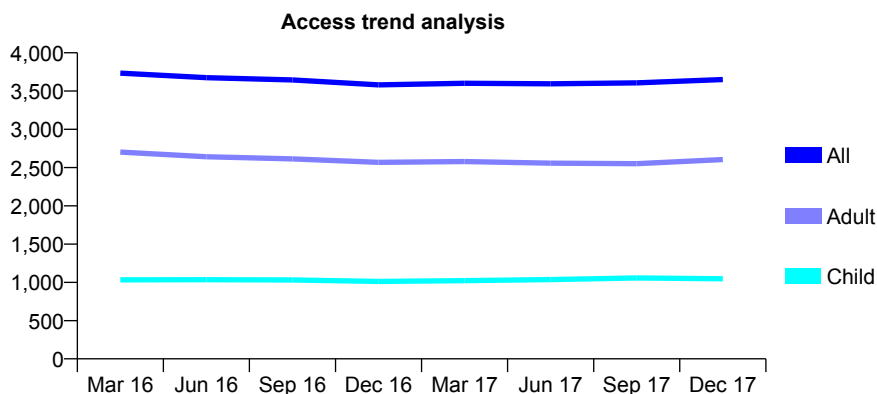
Q57 - Vital Signs At a Glance Contract Report for 270180/0003 - December 2017

Name or company name	MR SS SIHRA
Contract type name	GDS Contract
Purpose of contract	General
Contract start date	01/01/2014
Contract end date	

17/18 Contracted general activity (UDA)	11,730
Carry forward general activity (UDA)	155
17/18 Contracted orthodontic activity (UOA)	0
Carry forward orthodontic activity (UOA)	0
Baseline contract value	£327,489.71

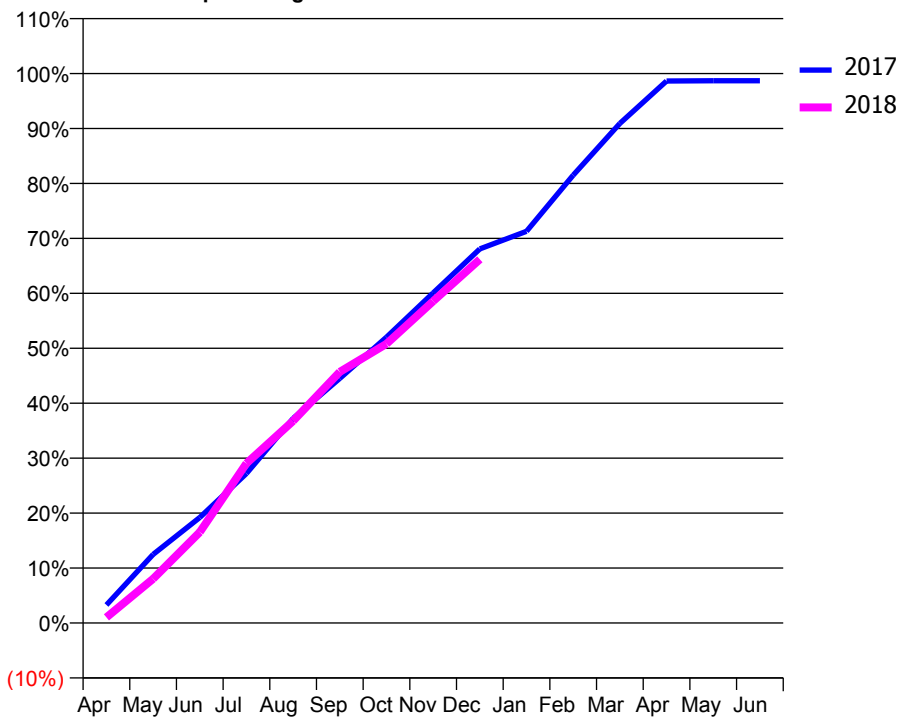
ACCESS*

Patients seen in 24 months	Total	Change since previous quarter
Quarter ending December 2016	3,581	
Quarter ending March 2017	3,602	→
Quarter ending June 2017	3,595	→
Quarter ending September 2017	3,607	→
Quarter ending December 2017	3,651	→
Variance since December 2016	2.0%	→



ACTIVITY

Cumulative percentage of contracted UDA delivered 2017 & 2018



Month	Adjusted Scheduled Activity (UDA)	
	2017	2018
April	384	121
May	1,463	943
June	2,254	1,939
July	3,191	3,409
August	4,369	4,314
September	5,221	5,362
October	6,100	5,959
November	7,045	6,869
December	7,985	7,764
January	8,360	
February	9,559	
March	10,665	
April	11,570	
May	11,575	
June	11,575	

QUALITY

	Quantity	Base Number	Contract	AT	Region	England
% of FP17s for the same patient ID Re-attending within 3 months - Children	85	1,039	8.2%	10.3%	11.8%	12.0%
% of FP17s for the same patient ID Re-attending within 3 months - Adults	385	2,297	16.8%	14.5%	15.3%	15.9%
% of FP17s for the same patient ID Re-attending between 3 & 9 months - Children	471	1,039	45.3%	55.9%	59.1%	58.0%
% of FP17s for the same patient ID Re-attending between 3 & 9 months - Adults	841	2,297	36.6%	49.0%	51.5%	50.5%
% of FP17s for Band 1 Urgent Courses	338	3,034	11.1%	8.5%	8.0%	9.0%
% of FP17s Relating to Free Repair or Replacements	17	3,034	0.6%	0.7%	0.8%	0.8%
% of FP17s Relating to Continuations	98	3,034	3.2%	0.9%	1.1%	1.1%
% of Patients satisfied with the dentistry they have received	6	6	N/A	91.4%	91.6%	91.5%
% of Patients satisfied with the time they had to wait for an appointment	5	6	N/A	89.1%	88.3%	87.9%

* This is based on patients treated on this contract for their most recent course of treatment. Figures in italics indicate the base number of FP17s or Patient Questionnaire responses are less than 100. N/A is shown where the base number of responses is less than 10 during the period. % is calculated as Quantity/Base number*100

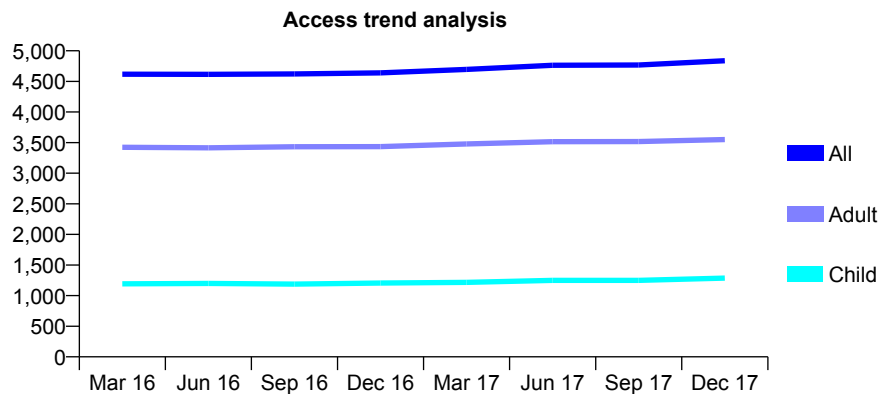
Q57 - Vital Signs At a Glance Contract Report for 270938/0001 - December 2017

Name or company name	MR A ZACHARATOS
Contract type name	GDS Contract
Purpose of contract	General
Contract start date	01/04/2006
Contract end date	

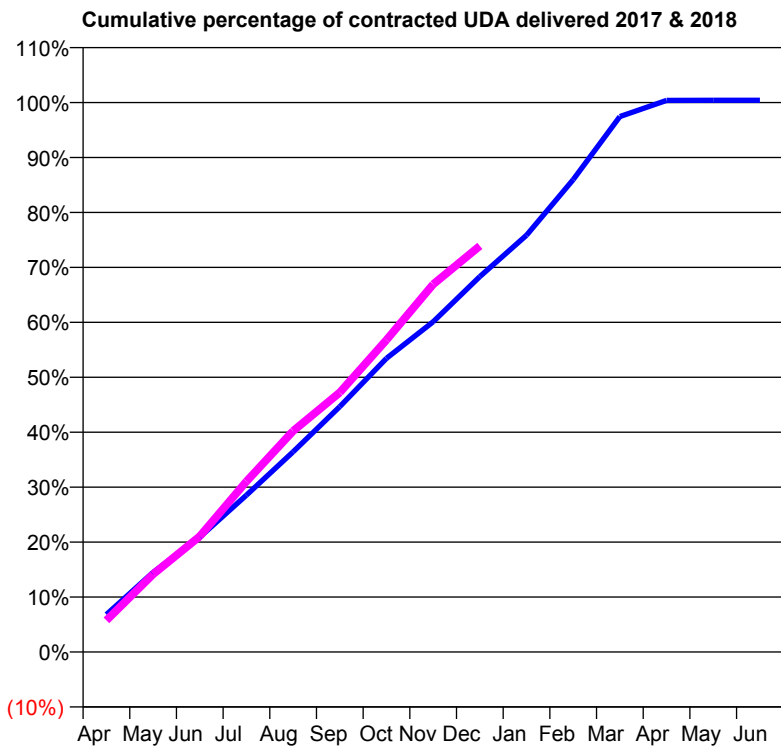
17/18 Contracted general activity (UDA)	12,002
Carry forward general activity (UDA)	-48
17/18 Contracted orthodontic activity (UOA)	0
Carry forward orthodontic activity (UOA)	0
Baseline contract value	£369,376.01

ACCESS*

Patients seen in 24 months	Total	Change since previous quarter
Quarter ending December 2016	4,640	
Quarter ending March 2017	4,696	→
Quarter ending June 2017	4,764	→
Quarter ending September 2017	4,767	→
Quarter ending December 2017	4,837	→
Variance since December 2016	4.2%	↑



ACTIVITY



Month	Adjusted Scheduled Activity (UDA)	
	2017	2018
April	821	692
May	1,739	1,699
June	2,510	2,527
July	3,427	3,726
August	4,373	4,826
September	5,362	5,669
October	6,416	6,816
November	7,214	8,031
December	8,200	8,871
January	9,103	
February	10,318	
March	11,696	
April	12,048	
May	12,050	
June	12,050	

QUALITY

	Quantity	Base Number	Contract	AT	Region	England
% of FP17s for the same patient ID Re-attending within 3 months - Children	71	1,239	5.7%	10.3%	11.8%	12.0%
% of FP17s for the same patient ID Re-attending within 3 months - Adults	481	3,428	14.0%	14.5%	15.3%	15.9%
% of FP17s for the same patient ID Re-attending between 3 & 9 months - Children	550	1,239	44.4%	55.9%	59.1%	58.0%
% of FP17s for the same patient ID Re-attending between 3 & 9 months - Adults	1,417	3,428	41.3%	49.0%	51.5%	50.5%
% of FP17s for Band 1 Urgent Courses	311	4,527	6.9%	8.5%	8.0%	9.0%
% of FP17s Relating to Free Repair or Replacements	20	4,527	0.4%	0.7%	0.8%	0.8%
% of FP17s Relating to Continuations	90	4,527	2.0%	0.9%	1.1%	1.1%
% of Patients satisfied with the dentistry they have received	7	8	N/A	91.4%	91.6%	91.5%
% of Patients satisfied with the time they had to wait for an appointment	8	8	N/A	89.1%	88.3%	87.9%

* This is based on patients treated on this contract for their most recent course of treatment. Figures in italics indicate the base number of FP17s or Patient Questionnaire responses are less than 100. N/A is shown where the base number of responses is less than 10 during the period. % is calculated as Quantity/Base number*100

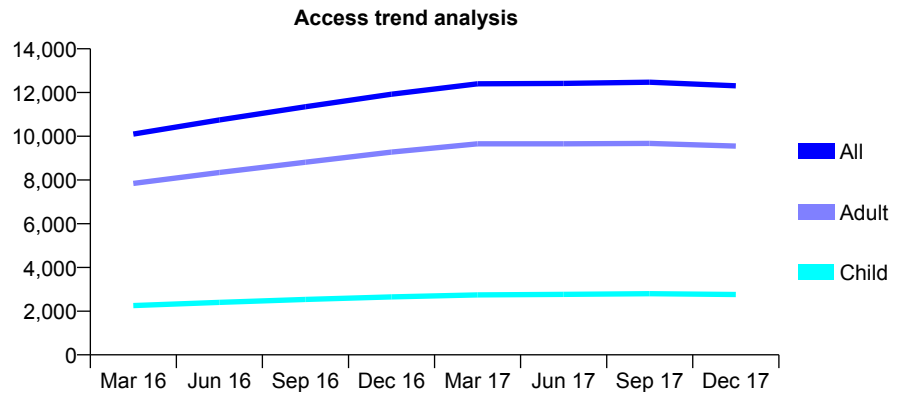
Q57 - Vital Signs At a Glance Contract Report for 271187/0003 - December 2017

Name or company name	Harlow Dental Surgery
Contract type name	GDS Contract
Purpose of contract	General
Contract start date	01/04/2015
Contract end date	

17/18 Contracted general activity (UDA)	36,237
Carry forward general activity (UDA)	393
17/18 Contracted orthodontic activity (UOA)	0
Carry forward orthodontic activity (UOA)	0
Baseline contract value	£814,141.88

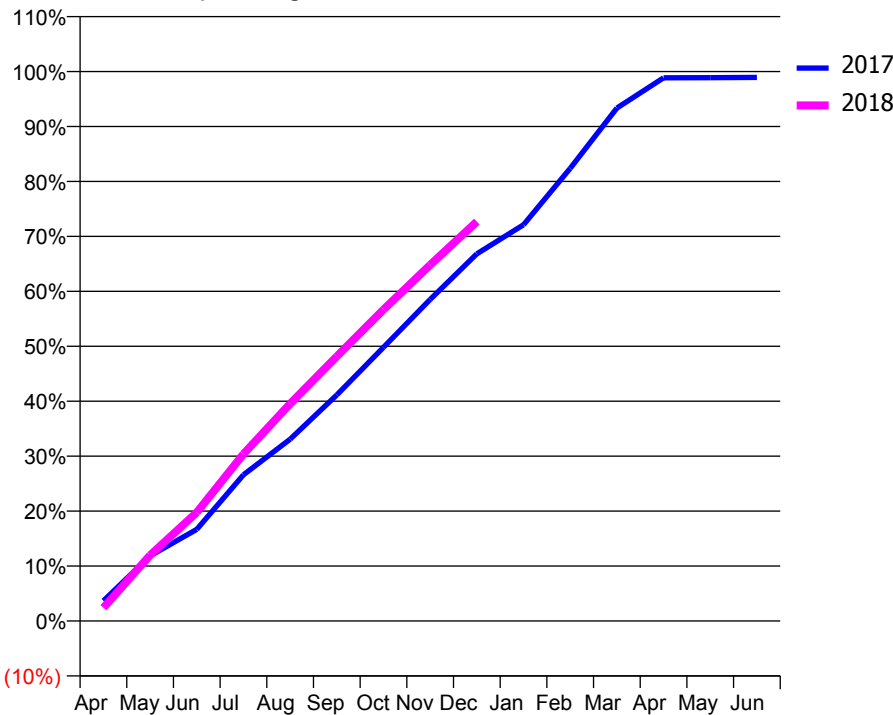
ACCESS*

Patients seen in 24 months	Total	Change since previous quarter
Quarter ending December 2016	11,923	
Quarter ending March 2017	12,399	↑
Quarter ending June 2017	12,419	→
Quarter ending September 2017	12,473	→
Quarter ending December 2017	12,309	↓
Variance since December 2016	3.2%	↑



ACTIVITY

Cumulative percentage of contracted UDA delivered 2017 & 2018



Month	Adjusted Scheduled Activity (UDA)	
	2017	2018
April	1,333	873
May	4,295	4,340
June	6,048	7,166
July	9,644	11,012
August	11,987	14,332
September	14,912	17,452
October	18,053	20,541
November	21,202	23,486
December	24,211	26,345
January	26,131	
February	29,846	
March	33,827	
April	35,821	
May	35,825	
June	35,844	

QUALITY

	Quantity	Base Number	Contract	AT	Region	England
% of FP17s for the same patient ID Re-attending within 3 months - Children	333	3,021	11.0%	10.3%	11.8%	12.0%
% of FP17s for the same patient ID Re-attending within 3 months - Adults	1,681	9,983	16.8%	14.5%	15.3%	15.9%
% of FP17s for the same patient ID Re-attending between 3 & 9 months - Children	1,661	3,021	55.0%	55.9%	59.1%	58.0%
% of FP17s for the same patient ID Re-attending between 3 & 9 months - Adults	5,194	9,983	52.0%	49.0%	51.5%	50.5%
% of FP17s for Band 1 Urgent Courses	1,138	11,641	9.8%	8.5%	8.0%	9.0%
% of FP17s Relating to Free Repair or Replacements	147	11,641	1.3%	0.7%	0.8%	0.8%
% of FP17s Relating to Continuations	81	11,641	0.7%	0.9%	1.1%	1.1%
% of Patients satisfied with the dentistry they have received	13	14	92.9%	91.4%	91.6%	91.5%
% of Patients satisfied with the time they had to wait for an appointment	13	14	92.9%	89.1%	88.3%	87.9%

* This is based on patients treated on this contract for their most recent course of treatment. Figures in italics indicate the base number of FP17s or Patient Questionnaire responses are less than 100. N/A is shown where the base number of responses is less than 10 during the period. % is calculated as Quantity/Base number*100

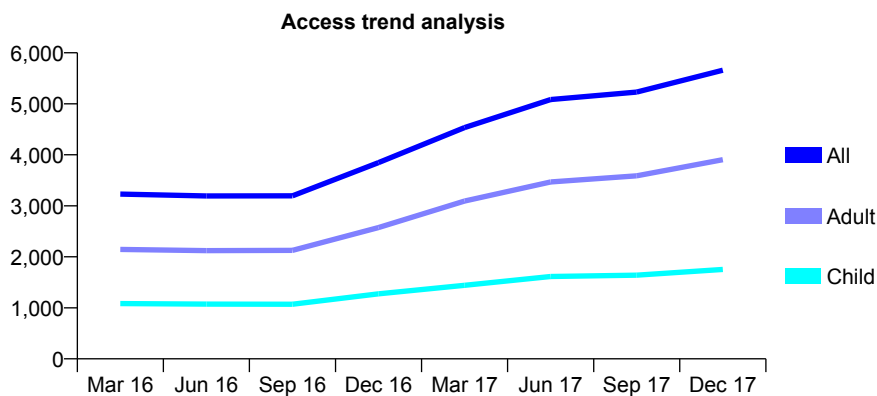
Q57 - Vital Signs At a Glance Contract Report for 273090/0001 - December 2017

Name or company name	MR I ABDUL-GHANI
Contract type name	GDS Contract
Purpose of contract	General
Contract start date	01/12/2006
Contract end date	

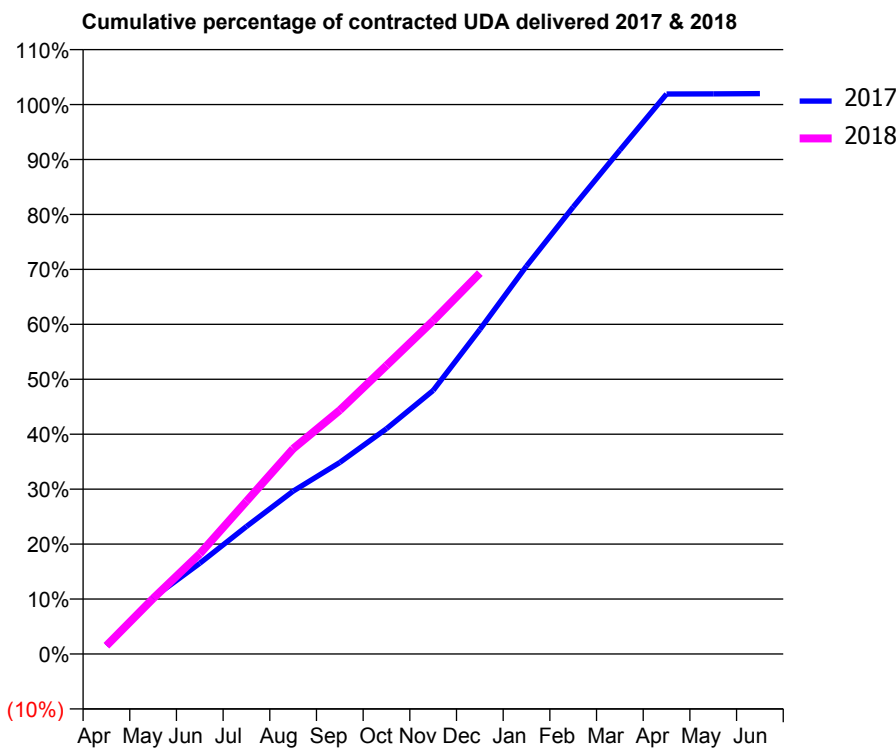
17/18 Contracted general activity (UDA)	14,500
Carry forward general activity (UDA)	-219
17/18 Contracted orthodontic activity (UOA)	0
Carry forward orthodontic activity (UOA)	0
Baseline contract value	£353,836.47

ACCESS*

Patients seen in 24 months	Total	Change since previous quarter
Quarter ending December 2016	3,848	
Quarter ending March 2017	4,535	↑
Quarter ending June 2017	5,083	↑
Quarter ending September 2017	5,229	↑
Quarter ending December 2017	5,659	↑
Variance since December 2016	47.1%	↑



ACTIVITY



Month	Adjusted Scheduled Activity (UDA)	
	2017	2018
April	169	219
May	1,127	1,465
June	1,816	2,645
July	2,552	4,032
August	3,261	5,418
September	3,833	6,435
October	4,509	7,614
November	5,276	8,796
December	6,497	10,052
January	7,767	
February	8,948	
March	10,086	
April	11,211	
May	11,213	
June	11,219	

QUALITY

	Quantity	Base Number	Contract	AT	Region	England
% of FP17s for the same patient ID Re-attending within 3 months - Children	148	2,064	7.2%	10.3%	11.8%	12.0%
% of FP17s for the same patient ID Re-attending within 3 months - Adults	473	4,332	10.9%	14.5%	15.3%	15.9%
% of FP17s for the same patient ID Re-attending between 3 & 9 months - Children	1,076	2,064	52.1%	55.9%	59.1%	58.0%
% of FP17s for the same patient ID Re-attending between 3 & 9 months - Adults	2,130	4,332	49.2%	49.0%	51.5%	50.5%
% of FP17s for Band 1 Urgent Courses	199	5,782	3.4%	8.5%	8.0%	9.0%
% of FP17s Relating to Free Repair or Replacements	11	5,782	0.2%	0.7%	0.8%	0.8%
% of FP17s Relating to Continuations	14	5,782	0.2%	0.9%	1.1%	1.1%
% of Patients satisfied with the dentistry they have received	4	4	N/A	91.4%	91.6%	91.5%
% of Patients satisfied with the time they had to wait for an appointment	3	4	N/A	89.1%	88.3%	87.9%

* This is based on patients treated on this contract for their most recent course of treatment. Figures in italics indicate the base number of FP17s or Patient Questionnaire responses are less than 100. N/A is shown where the base number of responses is less than 10 during the period. % is calculated as Quantity/Base number*100

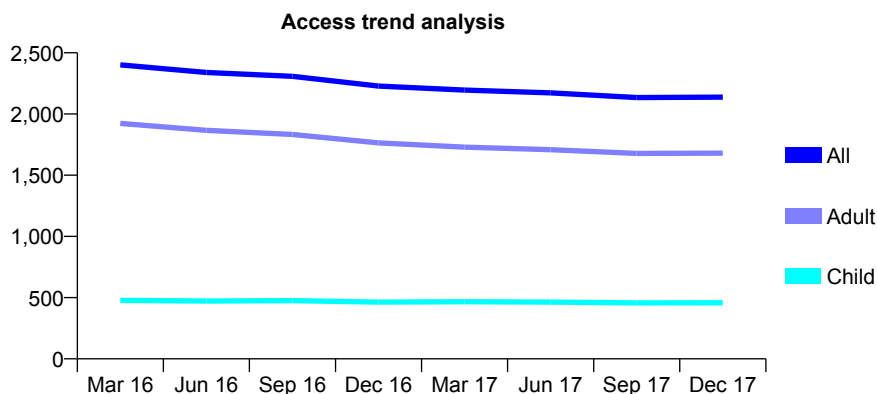
Q57 - Vital Signs At a Glance Contract Report for 274968/0001 - December 2017

Name or company name	MISS S SALIMI CHOKAMI
Contract type name	GDS Contract
Purpose of contract	General
Contract start date	26/12/2010
Contract end date	

17/18 Contracted general activity (UDA)	8,488
Carry forward general activity (UDA)	0
17/18 Contracted orthodontic activity (UOA)	0
Carry forward orthodontic activity (UOA)	0
Baseline contract value	£179,472.55

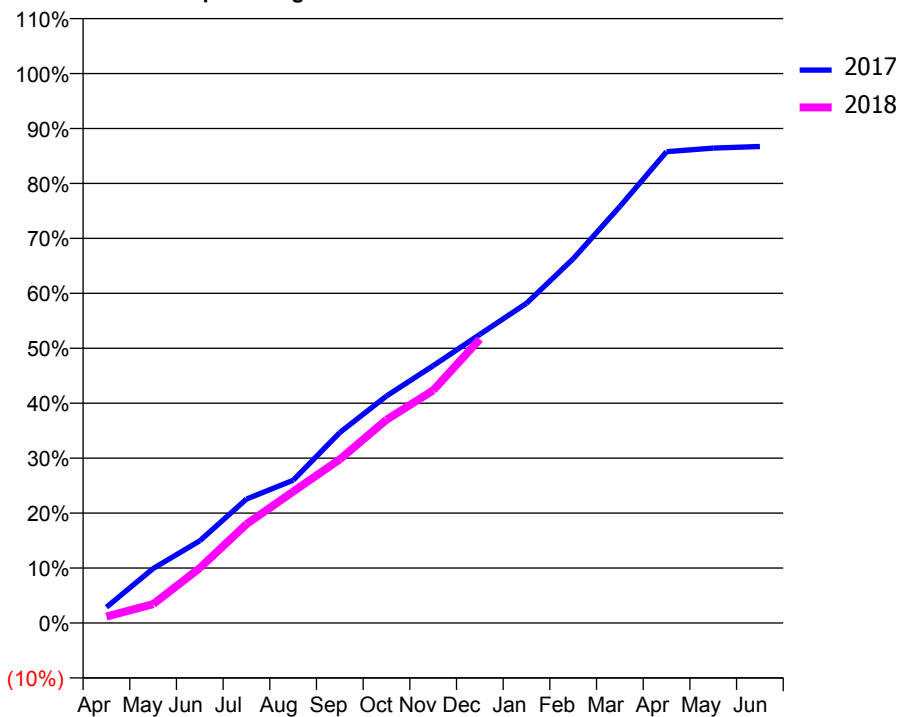
ACCESS*

Patients seen in 24 months	Total	Change since previous quarter
Quarter ending December 2016	2,228	
Quarter ending March 2017	2,196	↓
Quarter ending June 2017	2,173	↓
Quarter ending September 2017	2,135	↓
Quarter ending December 2017	2,138	→
Variance since December 2016	(4.0%)	↓



ACTIVITY

Cumulative percentage of contracted UDA delivered 2017 & 2018



Month	Adjusted Scheduled Activity (UDA)	
	2017	2018
April	243	100
May	841	291
June	1,269	849
July	1,915	1,527
August	2,206	2,031
September	2,942	2,529
October	3,508	3,141
November	3,975	3,593
December	4,458	4,385
January	4,939	
February	5,626	
March	6,435	
April	7,280	
May	7,335	
June	7,360	

QUALITY

	Quantity	Base Number	Contract	AT	Region	England
% of FP17s for the same patient ID Re-attending within 3 months - Children	23	462	5.0%	10.3%	11.8%	12.0%
% of FP17s for the same patient ID Re-attending within 3 months - Adults	221	1,537	14.4%	14.5%	15.3%	15.9%
% of FP17s for the same patient ID Re-attending between 3 & 9 months - Children	275	462	59.5%	55.9%	59.1%	58.0%
% of FP17s for the same patient ID Re-attending between 3 & 9 months - Adults	619	1,537	40.3%	49.0%	51.5%	50.5%
% of FP17s for Band 1 Urgent Courses	132	1,776	7.4%	8.5%	8.0%	9.0%
% of FP17s Relating to Free Repair or Replacements	48	1,776	2.7%	0.7%	0.8%	0.8%
% of FP17s Relating to Continuations	21	1,776	1.2%	0.9%	1.1%	1.1%
% of Patients satisfied with the dentistry they have received	2	2	N/A	91.4%	91.6%	91.5%
% of Patients satisfied with the time they had to wait for an appointment	2	2	N/A	89.1%	88.3%	87.9%

* This is based on patients treated on this contract for their most recent course of treatment. Figures in italics indicate the base number of FP17s or Patient Questionnaire responses are less than 100. N/A is shown where the base number of responses is less than 10 during the period. % is calculated as Quantity/Base number*100

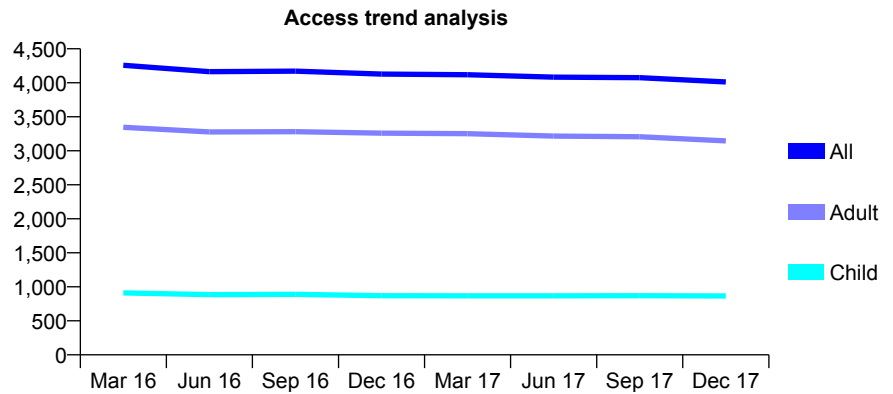
Q57 - Vital Signs At a Glance Contract Report for 277371/0004 - December 2017

Name or company name	MRS K SIVAGURUNATHAN
Contract type name	GDS Contract
Purpose of contract	General
Contract start date	01/07/2013
Contract end date	

17/18 Contracted general activity (UDA)	8,081
Carry forward general activity (UDA)	44
17/18 Contracted orthodontic activity (UOA)	0
Carry forward orthodontic activity (UOA)	0
Baseline contract value	£252,476.84

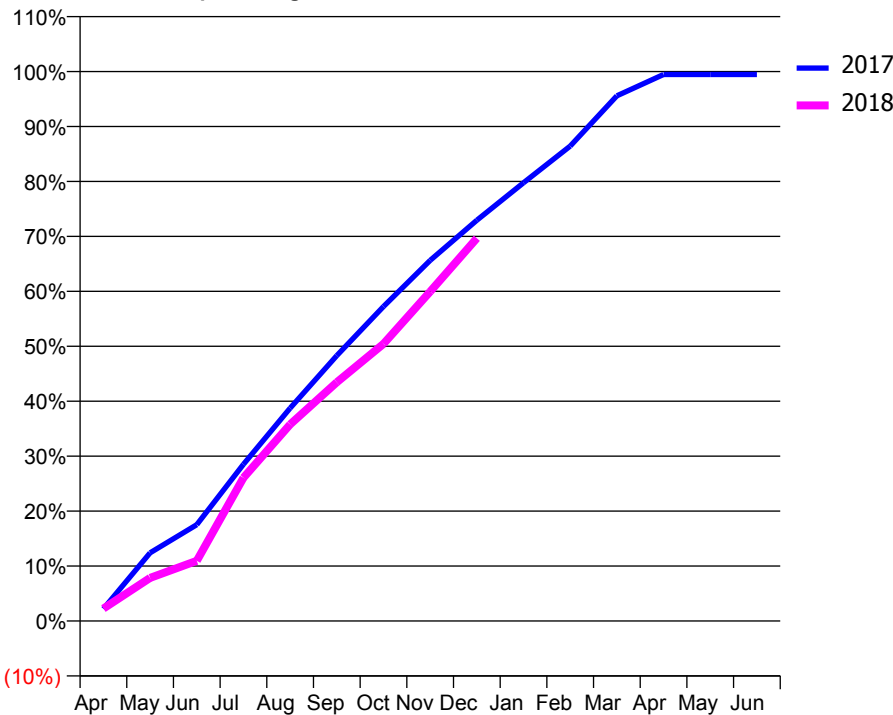
ACCESS*

Patients seen in 24 months	Total	Change since previous quarter
Quarter ending December 2016	4,129	
Quarter ending March 2017	4,118	→
Quarter ending June 2017	4,084	→
Quarter ending September 2017	4,075	→
Quarter ending December 2017	4,013	↓
Variance since December 2016	(2.8%)	↓



ACTIVITY

Cumulative percentage of contracted UDA delivered 2017 & 2018



Month	Adjusted Scheduled Activity (UDA)	
	2017	2018
April	179	184
May	1,003	635
June	1,416	886
July	2,305	2,107
August	3,132	2,891
September	3,904	3,511
October	4,626	4,075
November	5,303	4,844
December	5,894	5,630
January	6,444	
February	6,984	
March	7,724	
April	8,037	
May	8,037	
June	8,037	

QUALITY

	Quantity	Base Number	Contract	AT	Region	England
% of FP17s for the same patient ID Re-attending within 3 months - Children	56	1,016	5.5%	10.3%	11.8%	12.0%
% of FP17s for the same patient ID Re-attending within 3 months - Adults	141	2,313	6.1%	14.5%	15.3%	15.9%
% of FP17s for the same patient ID Re-attending between 3 & 9 months - Children	636	1,016	62.6%	55.9%	59.1%	58.0%
% of FP17s for the same patient ID Re-attending between 3 & 9 months - Adults	598	2,313	25.9%	49.0%	51.5%	50.5%
% of FP17s for Band 1 Urgent Courses	175	3,167	5.5%	8.5%	8.0%	9.0%
% of FP17s Relating to Free Repair or Replacements	10	3,167	0.3%	0.7%	0.8%	0.8%
% of FP17s Relating to Continuations	32	3,167	1.0%	0.9%	1.1%	1.1%
% of Patients satisfied with the dentistry they have received	2	2	N/A	91.4%	91.6%	91.5%
% of Patients satisfied with the time they had to wait for an appointment	2	2	N/A	89.1%	88.3%	87.9%

* This is based on patients treated on this contract for their most recent course of treatment. Figures in italics indicate the base number of FP17s or Patient Questionnaire responses are less than 100. N/A is shown where the base number of responses is less than 10 during the period. % is calculated as Quantity/Base number*100

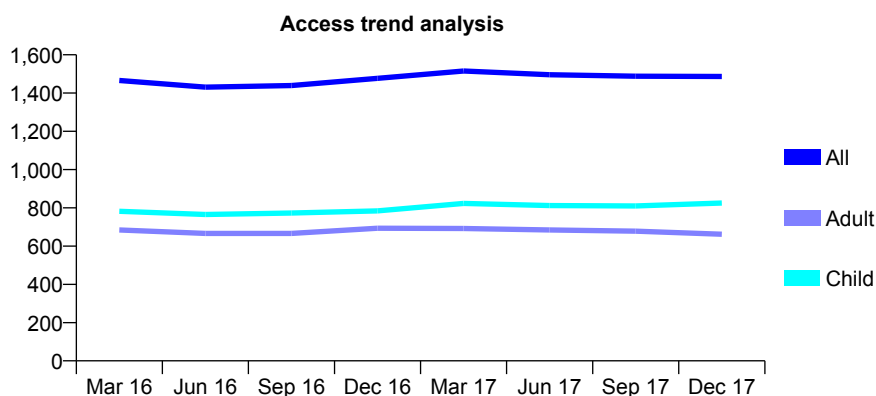
Q57 - Vital Signs At a Glance Contract Report for 304042/0001 - December 2017

Name or company name	Miss N Jayasuriya
Contract type name	GDS Contract
Purpose of contract	General
Contract start date	01/04/2006
Contract end date	

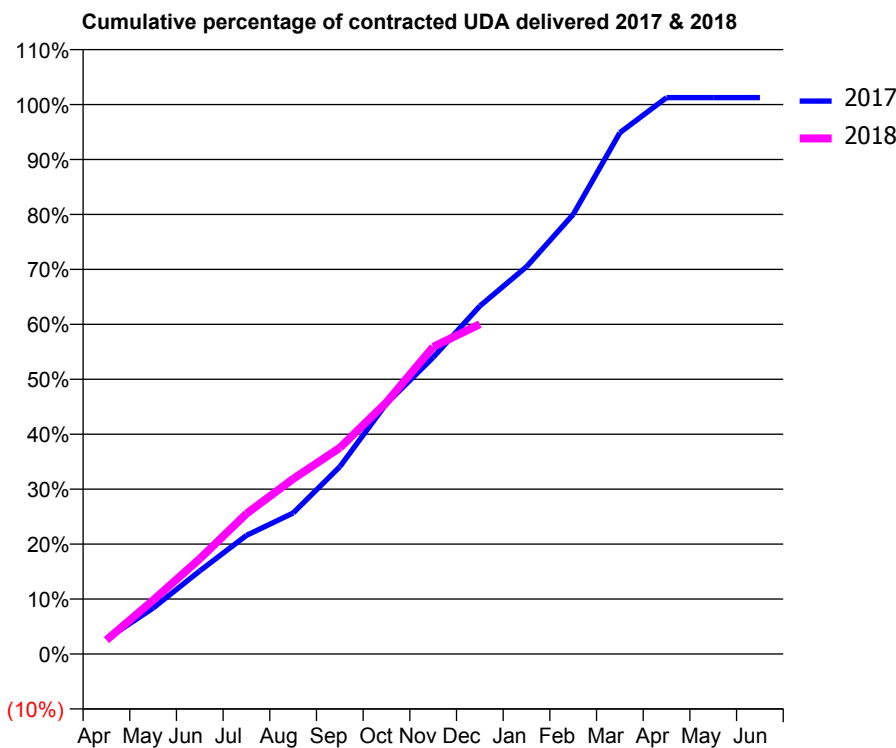
17/18 Contracted general activity (UDA)	3,000
Carry forward general activity (UDA)	-38
17/18 Contracted orthodontic activity (UOA)	0
Carry forward orthodontic activity (UOA)	0
Baseline contract value	£74,888.96

ACCESS*

Patients seen in 24 months	Total	Change since previous quarter
Quarter ending December 2016	1,477	
Quarter ending March 2017	1,515	↑
Quarter ending June 2017	1,496	↓
Quarter ending September 2017	1,488	→
Quarter ending December 2017	1,487	→
Variance since December 2016	0.7%	→



ACTIVITY



Month	Adjusted Scheduled Activity (UDA)	
	2017	2018
April	81	76
May	251	293
June	454	520
July	648	766
August	770	956
September	1,022	1,126
October	1,367	1,374
November	1,619	1,677
December	1,900	1,801
January	2,115	
February	2,400	
March	2,846	
April	3,038	
May	3,038	
June	3,038	

QUALITY

	Quantity	Base Number	Contract	AT	Region	England
% of FP17s for the same patient ID Re-attending within 3 months - Children	57	715	8.0%	10.3%	11.8%	12.0%
% of FP17s for the same patient ID Re-attending within 3 months - Adults	100	477	21.0%	14.5%	15.3%	15.9%
% of FP17s for the same patient ID Re-attending between 3 & 9 months - Children	375	715	52.4%	55.9%	59.1%	58.0%
% of FP17s for the same patient ID Re-attending between 3 & 9 months - Adults	159	477	33.3%	49.0%	51.5%	50.5%
% of FP17s for Band 1 Urgent Courses	114	1,084	10.5%	8.5%	8.0%	9.0%
% of FP17s Relating to Free Repair or Replacements	7	1,084	0.6%	0.7%	0.8%	0.8%
% of FP17s Relating to Continuations	5	1,084	0.5%	0.9%	1.1%	1.1%
% of Patients satisfied with the dentistry they have received	0	0	N/A	91.4%	91.6%	91.5%
% of Patients satisfied with the time they had to wait for an appointment	0	0	N/A	89.1%	88.3%	87.9%

* This is based on patients treated on this contract for their most recent course of treatment. Figures in italics indicate the base number of FP17s or Patient Questionnaire responses are less than 100. N/A is shown where the base number of responses is less than 10 during the period. % is calculated as Quantity/Base number*100

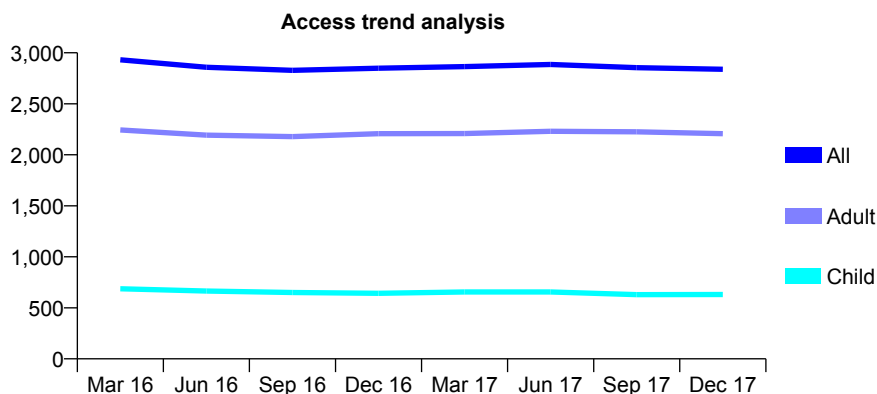
Q57 - Vital Signs At a Glance Contract Report for 305537/0001 - December 2017

Name or company name	Dental Smiles Chelmsford Partnership
Contract type name	GDS Contract
Purpose of contract	General
Contract start date	01/04/2006
Contract end date	

17/18 Contracted general activity (UDA)	7,583
Carry forward general activity (UDA)	0
17/18 Contracted orthodontic activity (UOA)	0
Carry forward orthodontic activity (UOA)	0
Baseline contract value	£168,019.12

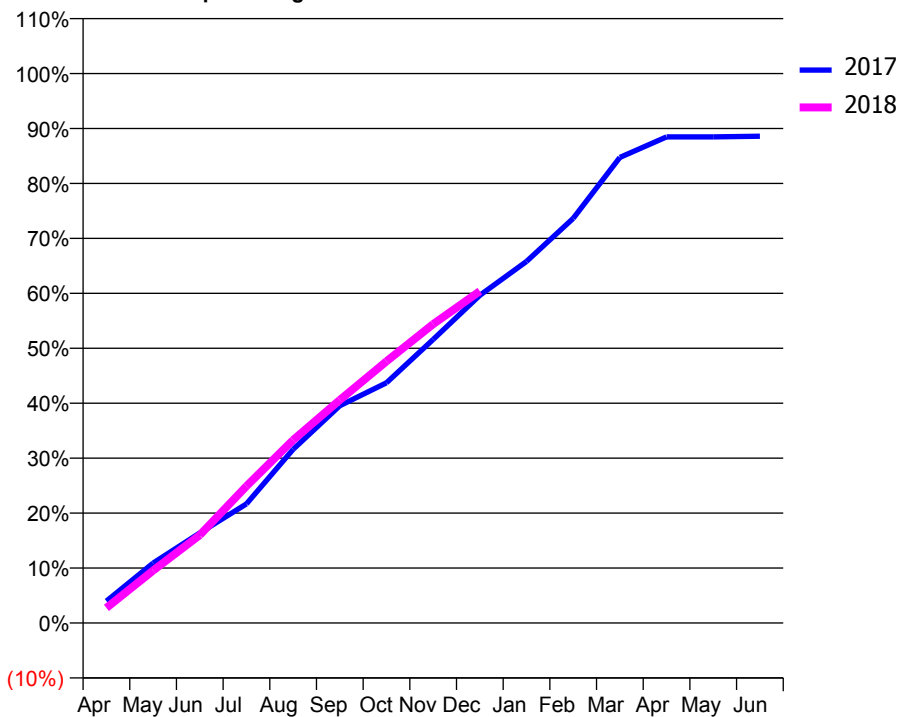
ACCESS*

Patients seen in 24 months	Total	Change since previous quarter
Quarter ending December 2016	2,849	
Quarter ending March 2017	2,865	→
Quarter ending June 2017	2,886	→
Quarter ending September 2017	2,854	↓
Quarter ending December 2017	2,838	→
Variance since December 2016	(0.4%)	→



ACTIVITY

Cumulative percentage of contracted UDA delivered 2017 & 2018



Month	Adjusted Scheduled Activity (UDA)	
	2017	2018
April	303	209
May	827	724
June	1,242	1,214
July	1,645	1,889
August	2,396	2,525
September	2,998	3,077
October	3,316	3,611
November	3,913	4,125
December	4,522	4,579
January	4,989	
February	5,585	
March	6,425	
April	6,708	
May	6,709	
June	6,717	

QUALITY

	Quantity	Base Number	Contract	AT	Region	England
% of FP17s for the same patient ID Re-attending within 3 months - Children	82	823	10.0%	10.3%	11.8%	12.0%
% of FP17s for the same patient ID Re-attending within 3 months - Adults	387	2,292	16.9%	14.5%	15.3%	15.9%
% of FP17s for the same patient ID Re-attending between 3 & 9 months - Children	548	823	66.6%	55.9%	59.1%	58.0%
% of FP17s for the same patient ID Re-attending between 3 & 9 months - Adults	1,189	2,292	51.9%	49.0%	51.5%	50.5%
% of FP17s for Band 1 Urgent Courses	104	2,340	4.4%	8.5%	8.0%	9.0%
% of FP17s Relating to Free Repair or Replacements	12	2,340	0.5%	0.7%	0.8%	0.8%
% of FP17s Relating to Continuations	95	2,340	4.1%	0.9%	1.1%	1.1%
% of Patients satisfied with the dentistry they have received	9	9	N/A	91.4%	91.6%	91.5%
% of Patients satisfied with the time they had to wait for an appointment	9	9	N/A	89.1%	88.3%	87.9%

* This is based on patients treated on this contract for their most recent course of treatment. Figures in italics indicate the base number of FP17s or Patient Questionnaire responses are less than 100. N/A is shown where the base number of responses is less than 10 during the period. % is calculated as Quantity/Base number*100

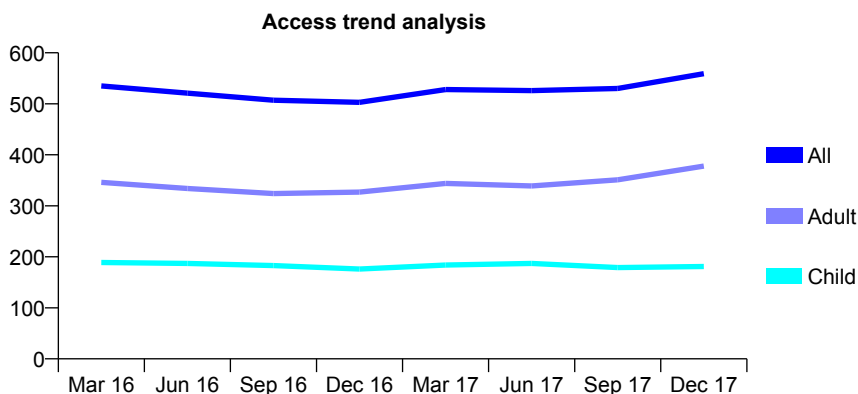
Q57 - Vital Signs At a Glance Contract Report for 306207/0001 - December 2017

Name or company name	The Cosmetic Dental Studio
Contract type name	GDS Contract
Purpose of contract	General
Contract start date	01/04/2006
Contract end date	

17/18 Contracted general activity (UDA)	1,400
Carry forward general activity (UDA)	45
17/18 Contracted orthodontic activity (UOA)	0
Carry forward orthodontic activity (UOA)	0
Baseline contract value	£43,089.25

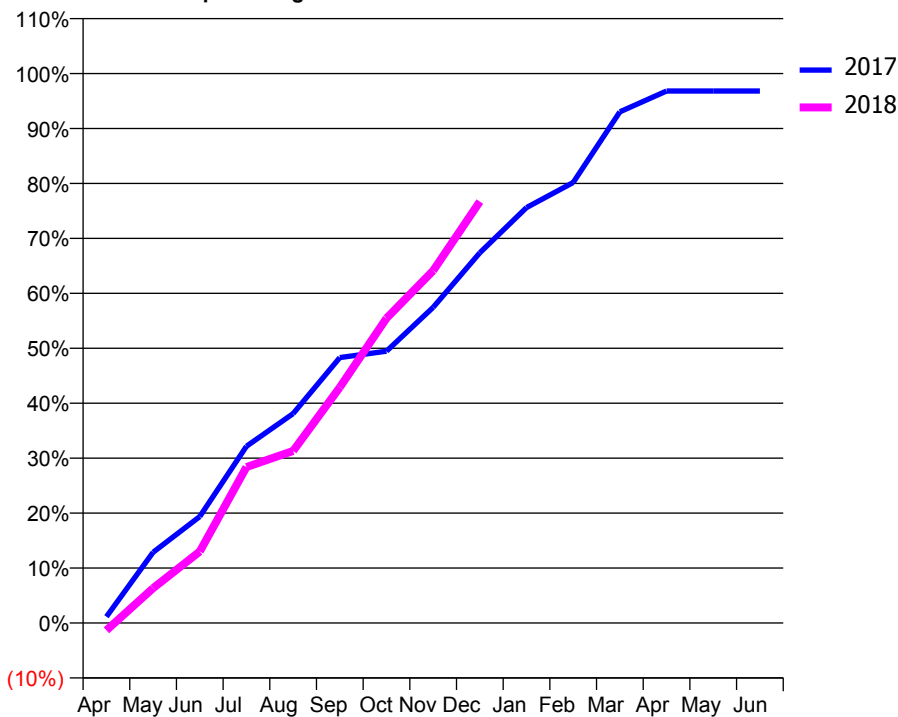
ACCESS*

Patients seen in 24 months	Total	Change since previous quarter
Quarter ending December 2016	503	
Quarter ending March 2017	528	↑
Quarter ending June 2017	526	→
Quarter ending September 2017	530	→
Quarter ending December 2017	559	↑
Variance since December 2016	11.1%	↑



ACTIVITY

Cumulative percentage of contracted UDA delivered 2017 & 2018



Month	Adjusted Scheduled Activity (UDA)	
	2017	2018
April	16	-19
May	180	89
June	271	182
July	450	397
August	533	438
September	676	601
October	692	777
November	804	898
December	943	1,074
January	1,058	
February	1,122	
March	1,302	
April	1,355	
May	1,355	
June	1,355	

QUALITY

	Quantity	Base Number	Contract	AT	Region	England
% of FP17s for the same patient ID Re-attending within 3 months - Children	5	221	2.3%	10.3%	11.8%	12.0%
% of FP17s for the same patient ID Re-attending within 3 months - Adults	48	445	10.8%	14.5%	15.3%	15.9%
% of FP17s for the same patient ID Re-attending between 3 & 9 months - Children	138	221	62.4%	55.9%	59.1%	58.0%
% of FP17s for the same patient ID Re-attending between 3 & 9 months - Adults	270	445	60.7%	49.0%	51.5%	50.5%
% of FP17s for Band 1 Urgent Courses	9	637	1.4%	8.5%	8.0%	9.0%
% of FP17s Relating to Free Repair or Replacements	0	637	0.0%	0.7%	0.8%	0.8%
% of FP17s Relating to Continuations	9	637	1.4%	0.9%	1.1%	1.1%
% of Patients satisfied with the dentistry they have received	2	2	N/A	91.4%	91.6%	91.5%
% of Patients satisfied with the time they had to wait for an appointment	2	2	N/A	89.1%	88.3%	87.9%

* This is based on patients treated on this contract for their most recent course of treatment. Figures in italics indicate the base number of FP17s or Patient Questionnaire responses are less than 100. N/A is shown where the base number of responses is less than 10 during the period. % is calculated as Quantity/Base number*100

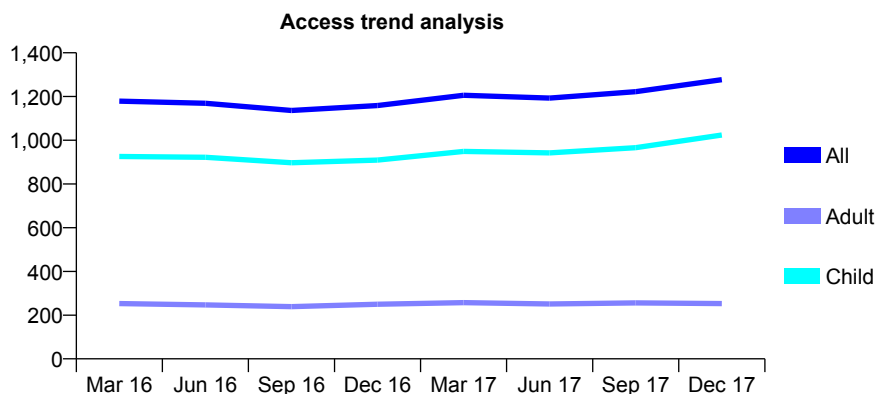
Q57 - Vital Signs At a Glance Contract Report for 306207/0002 - December 2017

Name or company name	The Cosmetic Dental Studio
Contract type name	GDS Contract
Purpose of contract	General
Contract start date	01/04/2006
Contract end date	

17/18 Contracted general activity (UDA)	3,000
Carry forward general activity (UDA)	0
17/18 Contracted orthodontic activity (UOA)	0
Carry forward orthodontic activity (UOA)	0
Baseline contract value	£85,247.84

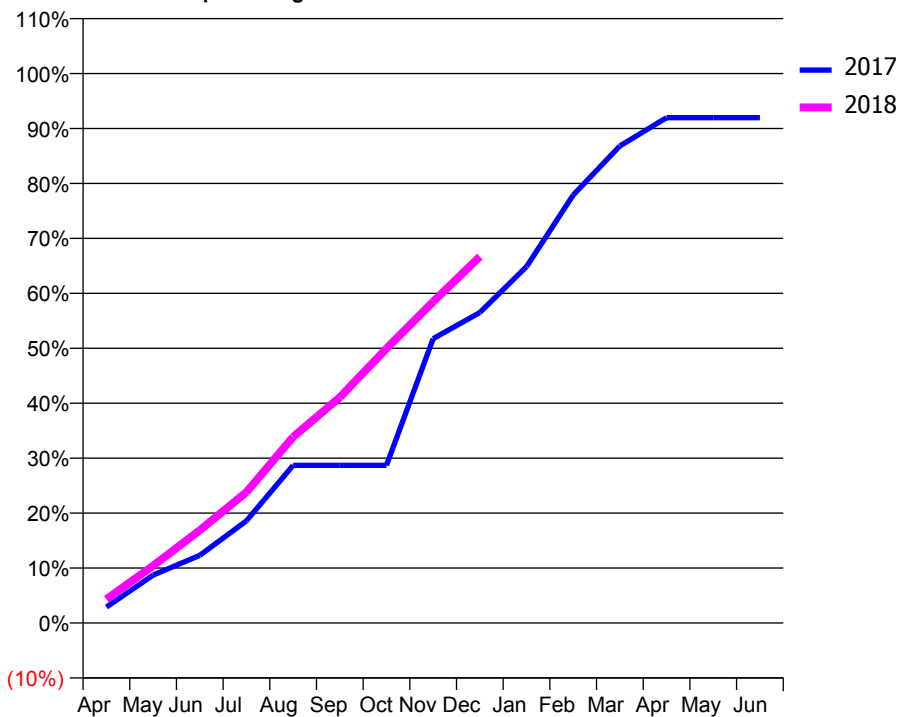
ACCESS*

Patients seen in 24 months	Total	Change since previous quarter
Quarter ending December 2016	1,159	
Quarter ending March 2017	1,206	↑
Quarter ending June 2017	1,193	↓
Quarter ending September 2017	1,222	↑
Quarter ending December 2017	1,277	↑
Variance since December 2016	10.2%	↑



ACTIVITY

Cumulative percentage of contracted UDA delivered 2017 & 2018



Month	Adjusted Scheduled Activity (UDA)	
	2017	2018
April	87	130
May	262	313
June	370	506
July	558	715
August	861	1,016
September	861	1,232
October	861	1,499
November	1,552	1,754
December	1,695	2,000
January	1,945	
February	2,336	
March	2,604	
April	2,759	
May	2,759	
June	2,759	

QUALITY

	Quantity	Base Number	Contract	AT	Region	England
% of FP17s for the same patient ID Re-attending within 3 months - Children	115	1,555	7.4%	10.3%	11.8%	12.0%
% of FP17s for the same patient ID Re-attending within 3 months - Adults	8	179	4.5%	14.5%	15.3%	15.9%
% of FP17s for the same patient ID Re-attending between 3 & 9 months - Children	1,064	1,555	68.4%	55.9%	59.1%	58.0%
% of FP17s for the same patient ID Re-attending between 3 & 9 months - Adults	129	179	72.1%	49.0%	51.5%	50.5%
% of FP17s for Band 1 Urgent Courses	76	1,632	4.7%	8.5%	8.0%	9.0%
% of FP17s Relating to Free Repair or Replacements	0	1,632	0.0%	0.7%	0.8%	0.8%
% of FP17s Relating to Continuations	15	1,632	0.9%	0.9%	1.1%	1.1%
% of Patients satisfied with the dentistry they have received	0	0	N/A	91.4%	91.6%	91.5%
% of Patients satisfied with the time they had to wait for an appointment	0	0	N/A	89.1%	88.3%	87.9%

* This is based on patients treated on this contract for their most recent course of treatment. Figures in italics indicate the base number of FP17s or Patient Questionnaire responses are less than 100. N/A is shown where the base number of responses is less than 10 during the period. % is calculated as Quantity/Base number*100

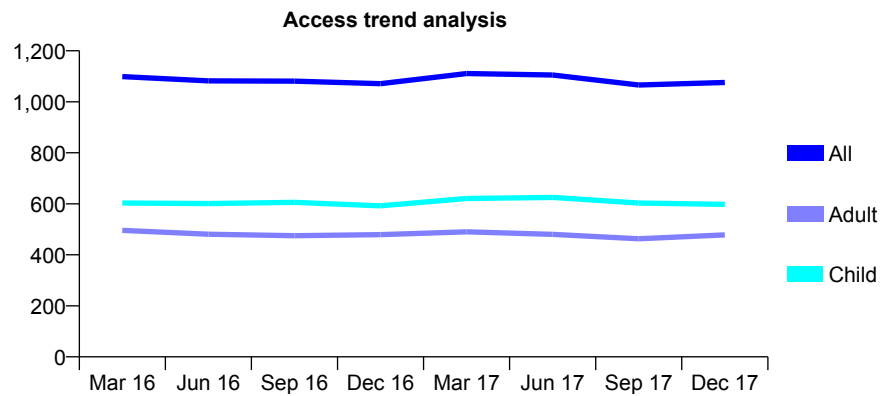
Q57 - Vital Signs At a Glance Contract Report for 320536/0001 - December 2017

Name or company name	MR CY HUANG
Contract type name	GDS Contract
Purpose of contract	General
Contract start date	01/04/2006
Contract end date	

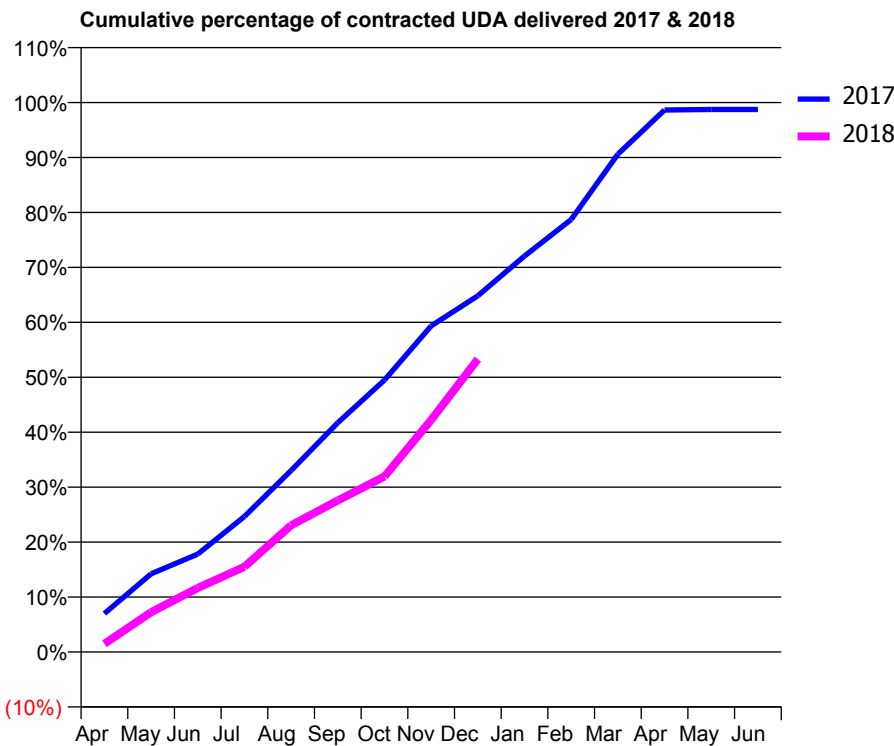
17/18 Contracted general activity (UDA)	2,889
Carry forward general activity (UDA)	37
17/18 Contracted orthodontic activity (UOA)	0
Carry forward orthodontic activity (UOA)	0
Baseline contract value	£73,955.52

ACCESS*

Patients seen in 24 months	Total	Change since previous quarter
Quarter ending December 2016	1,071	
Quarter ending March 2017	1,111	↑
Quarter ending June 2017	1,105	→
Quarter ending September 2017	1,066	↓
Quarter ending December 2017	1,076	→
Variance since December 2016	0.5%	→



ACTIVITY



Month	Adjusted Scheduled Activity (UDA)	
	2017	2018
April	202	43
May	411	209
June	515	337
July	712	448
August	954	666
September	1,205	797
October	1,430	923
November	1,715	1,220
December	1,873	1,540
January	2,082	
February	2,274	
March	2,617	
April	2,849	
May	2,852	
June	2,852	

QUALITY

	Quantity	Base Number	Contract	AT	Region	England
% of FP17s for the same patient ID Re-attending within 3 months - Children	25	570	4.4%	10.3%	11.8%	12.0%
% of FP17s for the same patient ID Re-attending within 3 months - Adults	31	377	8.2%	14.5%	15.3%	15.9%
% of FP17s for the same patient ID Re-attending between 3 & 9 months - Children	295	570	51.8%	55.9%	59.1%	58.0%
% of FP17s for the same patient ID Re-attending between 3 & 9 months - Adults	195	377	51.7%	49.0%	51.5%	50.5%
% of FP17s for Band 1 Urgent Courses	22	835	2.6%	8.5%	8.0%	9.0%
% of FP17s Relating to Free Repair or Replacements	0	835	0.0%	0.7%	0.8%	0.8%
% of FP17s Relating to Continuations	0	835	0.0%	0.9%	1.1%	1.1%
% of Patients satisfied with the dentistry they have received	1	1	N/A	91.4%	91.6%	91.5%
% of Patients satisfied with the time they had to wait for an appointment	1	1	N/A	89.1%	88.3%	87.9%

* This is based on patients treated on this contract for their most recent course of treatment. Figures in italics indicate the base number of FP17s or Patient Questionnaire responses are less than 100. N/A is shown where the base number of responses is less than 10 during the period. % is calculated as Quantity/Base number*100

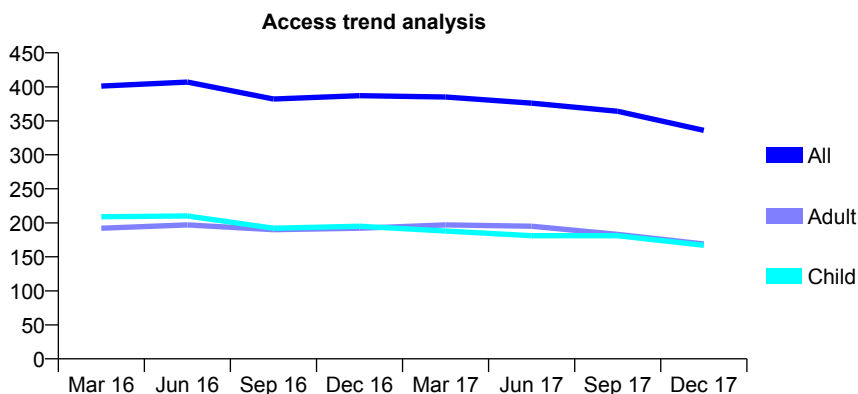
Q57 - Vital Signs At a Glance Contract Report for 321095/0001 - December 2017

Name or company name	MR J STARK
Contract type name	GDS Contract
Purpose of contract	General
Contract start date	01/04/2006
Contract end date	

17/18 Contracted general activity (UDA)	850
Carry forward general activity (UDA)	34
17/18 Contracted orthodontic activity (UOA)	0
Carry forward orthodontic activity (UOA)	0
Baseline contract value	£18,275.26

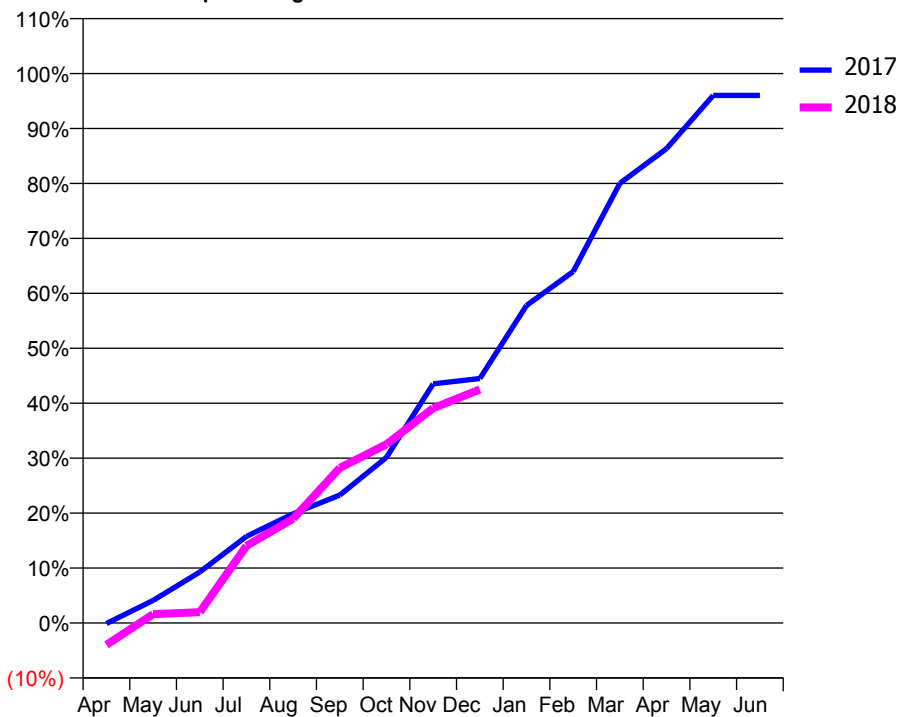
ACCESS*

Patients seen in 24 months	Total	Change since previous quarter
Quarter ending December 2016	387	
Quarter ending March 2017	385	→
Quarter ending June 2017	376	↓
Quarter ending September 2017	364	↓
Quarter ending December 2017	336	↓
Variance since December 2016	(13.2%)	↓



ACTIVITY

Cumulative percentage of contracted UDA delivered 2017 & 2018



Month	Adjusted Scheduled Activity (UDA)	
	2017	2018
April	-1	-34
May	35	14
June	79	17
July	134	119
August	169	161
September	198	240
October	256	277
November	370	332
December	378	361
January	491	
February	544	
March	680	
April	734	
May	816	
June	816	

QUALITY

	Quantity	Base Number	Contract	AT	Region	England
% of FP17s for the same patient ID Re-attending within 3 months - Children	19	161	11.8%	10.3%	11.8%	12.0%
% of FP17s for the same patient ID Re-attending within 3 months - Adults	21	111	18.9%	14.5%	15.3%	15.9%
% of FP17s for the same patient ID Re-attending between 3 & 9 months - Children	98	161	60.9%	55.9%	59.1%	58.0%
% of FP17s for the same patient ID Re-attending between 3 & 9 months - Adults	45	111	40.5%	49.0%	51.5%	50.5%
% of FP17s for Band 1 Urgent Courses	41	235	17.4%	8.5%	8.0%	9.0%
% of FP17s Relating to Free Repair or Replacements	7	235	3.0%	0.7%	0.8%	0.8%
% of FP17s Relating to Continuations	0	235	0.0%	0.9%	1.1%	1.1%
% of Patients satisfied with the dentistry they have received	0	0	N/A	91.4%	91.6%	91.5%
% of Patients satisfied with the time they had to wait for an appointment	0	0	N/A	89.1%	88.3%	87.9%

* This is based on patients treated on this contract for their most recent course of treatment. Figures in italics indicate the base number of FP17s or Patient Questionnaire responses are less than 100. N/A is shown where the base number of responses is less than 10 during the period. % is calculated as Quantity/Base number*100

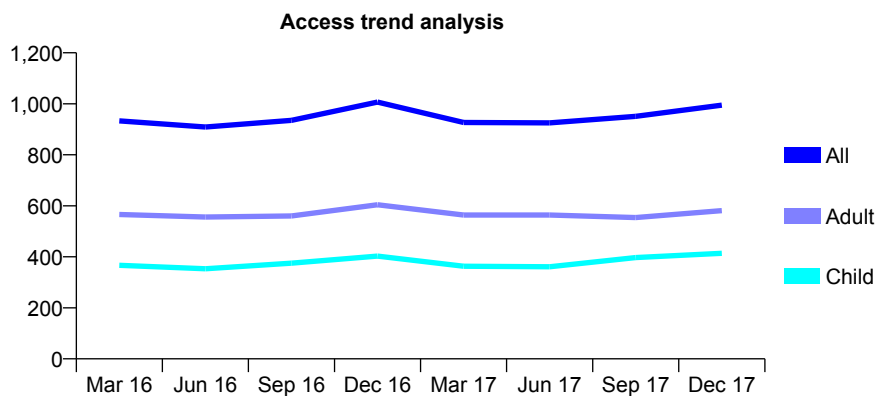
Q57 - Vital Signs At a Glance Contract Report for 321109/0001 - December 2017

Name or company name	MR SI MCKENZIE
Contract type name	GDS Contract
Purpose of contract	General
Contract start date	01/04/2006
Contract end date	

17/18 Contracted general activity (UDA)	2,600
Carry forward general activity (UDA)	79
17/18 Contracted orthodontic activity (UOA)	0
Carry forward orthodontic activity (UOA)	0
Baseline contract value	£79,333.77

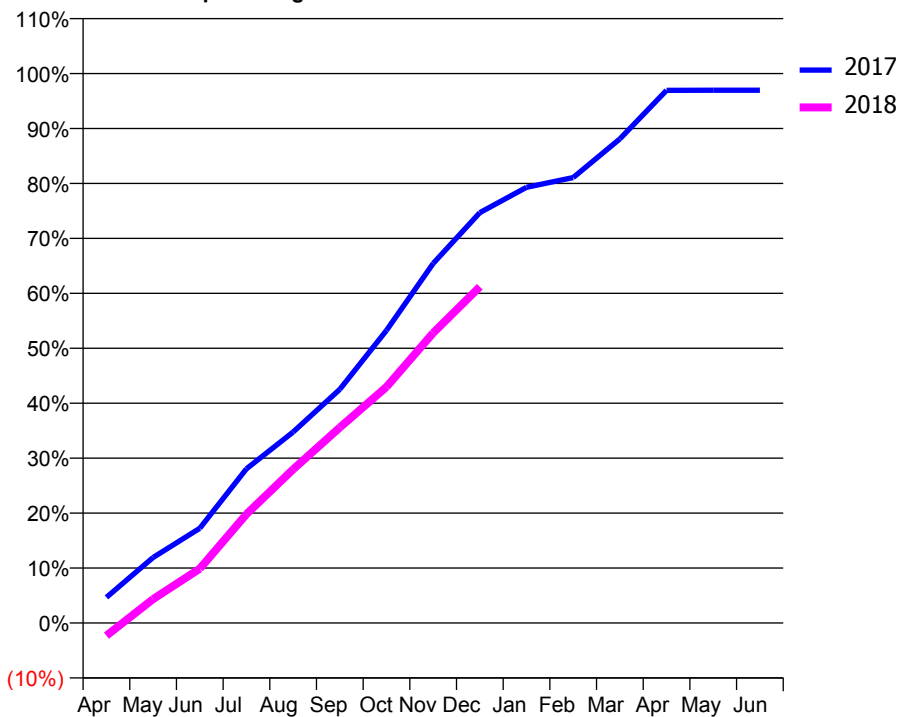
ACCESS*

Patients seen in 24 months	Total	Change since previous quarter
Quarter ending December 2016	1,007	
Quarter ending March 2017	927	↓
Quarter ending June 2017	925	→
Quarter ending September 2017	951	↑
Quarter ending December 2017	995	↑
Variance since December 2016	(1.2%)	↓



ACTIVITY

Cumulative percentage of contracted UDA delivered 2017 & 2018



Month	Adjusted Scheduled Activity (UDA)	
	2017	2018
April	121	-60
May	310	113
June	448	257
July	729	515
August	904	727
September	1,106	925
October	1,384	1,117
November	1,701	1,373
December	1,942	1,591
January	2,062	
February	2,108	
March	2,291	
April	2,520	
May	2,521	
June	2,521	

QUALITY

	Quantity	Base Number	Contract	AT	Region	England
% of FP17s for the same patient ID Re-attending within 3 months - Children	21	442	4.8%	10.3%	11.8%	12.0%
% of FP17s for the same patient ID Re-attending within 3 months - Adults	72	574	12.5%	14.5%	15.3%	15.9%
% of FP17s for the same patient ID Re-attending between 3 & 9 months - Children	190	442	43.0%	55.9%	59.1%	58.0%
% of FP17s for the same patient ID Re-attending between 3 & 9 months - Adults	221	574	38.5%	49.0%	51.5%	50.5%
% of FP17s for Band 1 Urgent Courses	65	931	7.0%	8.5%	8.0%	9.0%
% of FP17s Relating to Free Repair or Replacements	5	931	0.5%	0.7%	0.8%	0.8%
% of FP17s Relating to Continuations	15	931	1.6%	0.9%	1.1%	1.1%
% of Patients satisfied with the dentistry they have received	2	2	N/A	91.4%	91.6%	91.5%
% of Patients satisfied with the time they had to wait for an appointment	1	2	N/A	89.1%	88.3%	87.9%

* This is based on patients treated on this contract for their most recent course of treatment. Figures in italics indicate the base number of FP17s or Patient Questionnaire responses are less than 100. N/A is shown where the base number of responses is less than 10 during the period. % is calculated as Quantity/Base number*100

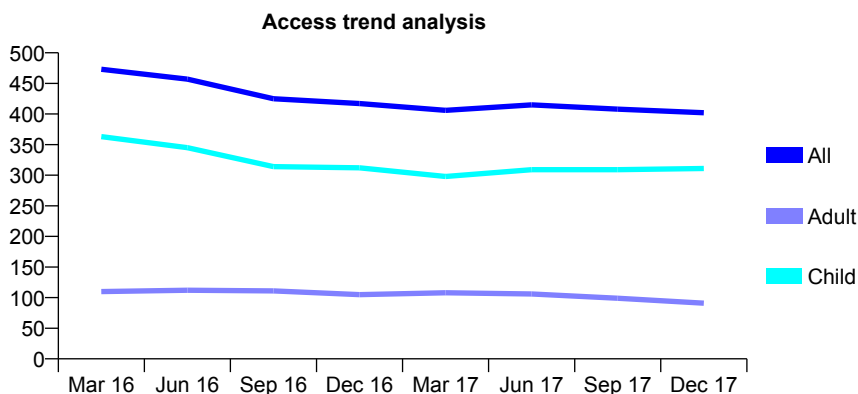
Q57 - Vital Signs At a Glance Contract Report for 323152/0002 - December 2017

Name or company name	MR D DRISCOLL
Contract type name	GDS Contract
Purpose of contract	General
Contract start date	01/04/2009
Contract end date	

17/18 Contracted general activity (UDA)	900
Carry forward general activity (UDA)	0
17/18 Contracted orthodontic activity (UOA)	0
Carry forward orthodontic activity (UOA)	0
Baseline contract value	£22,011.24

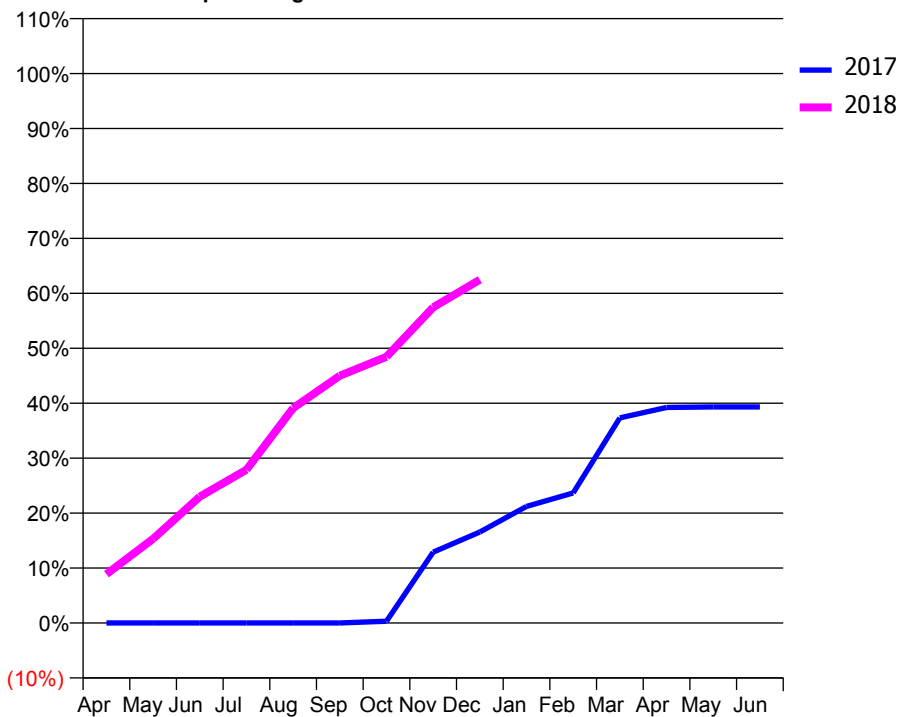
ACCESS*

Patients seen in 24 months	Total	Change since previous quarter
Quarter ending December 2016	417	
Quarter ending March 2017	406	↓
Quarter ending June 2017	415	↑
Quarter ending September 2017	408	↓
Quarter ending December 2017	402	↓
Variance since December 2016	(3.6%)	↓



ACTIVITY

Cumulative percentage of contracted UDA delivered 2017 & 2018



Month	Adjusted Scheduled Activity (UDA)	
	2017	2018
April	0	80
May	0	138
June	0	207
July	0	251
August	0	352
September	0	405
October	3	436
November	116	517
December	149	562
January	191	
February	213	
March	336	
April	353	
May	354	
June	354	

QUALITY

	Quantity	Base Number	Contract	AT	Region	England
% of FP17s for the same patient ID Re-attending within 3 months - Children	18	378	4.8%	10.3%	11.8%	12.0%
% of FP17s for the same patient ID Re-attending within 3 months - Adults	1	70	1.4%	14.5%	15.3%	15.9%
% of FP17s for the same patient ID Re-attending between 3 & 9 months - Children	215	378	56.9%	55.9%	59.1%	58.0%
% of FP17s for the same patient ID Re-attending between 3 & 9 months - Adults	35	70	50.0%	49.0%	51.5%	50.5%
% of FP17s for Band 1 Urgent Courses	1	434	0.2%	8.5%	8.0%	9.0%
% of FP17s Relating to Free Repair or Replacements	0	434	0.0%	0.7%	0.8%	0.8%
% of FP17s Relating to Continuations	0	434	0.0%	0.9%	1.1%	1.1%
% of Patients satisfied with the dentistry they have received	0	0	N/A	91.4%	91.6%	91.5%
% of Patients satisfied with the time they had to wait for an appointment	0	0	N/A	89.1%	88.3%	87.9%

* This is based on patients treated on this contract for their most recent course of treatment. Figures in italics indicate the base number of FP17s or Patient Questionnaire responses are less than 100. N/A is shown where the base number of responses is less than 10 during the period. % is calculated as Quantity/Base number*100

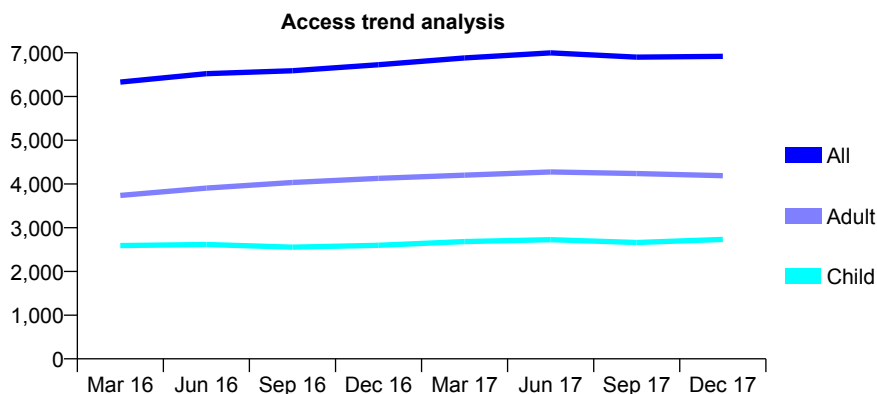
Q57 - Vital Signs At a Glance Contract Report for 336084/0001 - December 2017

Name or company name	MR CA VAN DER MERWE
Contract type name	GDS Contract
Purpose of contract	General and Orthodontic
Contract start date	01/04/2006
Contract end date	

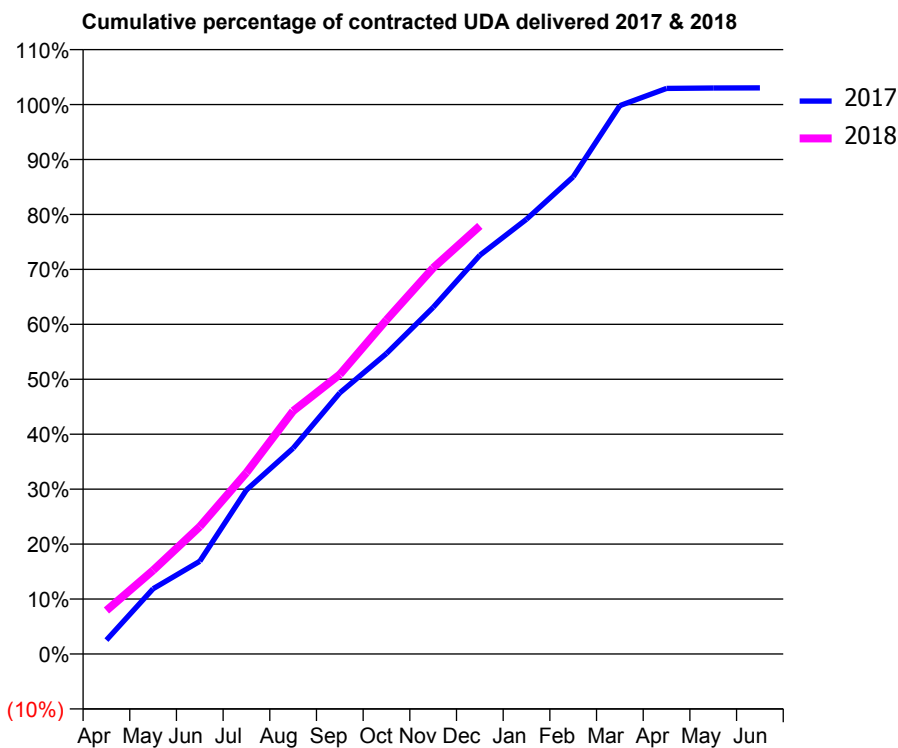
17/18 Contracted general activity (UDA)	17,359
Carry forward general activity (UDA)	-347
17/18 Contracted orthodontic activity (UOA)	1,531
Carry forward orthodontic activity (UOA)	0
Baseline contract value	£853,415.60

ACCESS*

Patients seen in 24 months	Total	Change since previous quarter
Quarter ending December 2016	6,726	
Quarter ending March 2017	6,884	↑
Quarter ending June 2017	6,999	→
Quarter ending September 2017	6,900	↓
Quarter ending December 2017	6,919	→
Variance since December 2016	2.9%	↑



ACTIVITY



Month	Adjusted Scheduled Activity (UDA)	
	2017	2018
April	439	1,373
May	2,063	2,642
June	2,928	4,027
July	5,181	5,731
August	6,503	7,676
September	8,250	8,831
October	9,491	10,553
November	10,950	12,196
December	12,599	13,522
January	13,735	
February	15,074	
March	17,325	
April	17,867	
May	17,879	
June	17,883	

QUALITY

	Quantity	Base Number	Contract	AT	Region	England
% of FP17s for the same patient ID Re-attending within 3 months - Children	144	2,797	5.1%	10.3%	11.8%	12.0%
% of FP17s for the same patient ID Re-attending within 3 months - Adults	315	3,322	9.5%	14.5%	15.3%	15.9%
% of FP17s for the same patient ID Re-attending between 3 & 9 months - Children	747	2,797	26.7%	55.9%	59.1%	58.0%
% of FP17s for the same patient ID Re-attending between 3 & 9 months - Adults	999	3,322	30.1%	49.0%	51.5%	50.5%
% of FP17s for Band 1 Urgent Courses	262	5,751	4.6%	8.5%	8.0%	9.0%
% of FP17s Relating to Free Repair or Replacements	14	5,751	0.2%	0.7%	0.8%	0.8%
% of FP17s Relating to Continuations	33	5,751	0.6%	0.9%	1.1%	1.1%
% of Patients satisfied with the dentistry they have received	5	5	N/A	91.4%	91.6%	91.5%
% of Patients satisfied with the time they had to wait for an appointment	4	5	N/A	89.1%	88.3%	87.9%

* This is based on patients treated on this contract for their most recent course of treatment. Figures in italics indicate the base number of FP17s or Patient Questionnaire responses are less than 100. N/A is shown where the base number of responses is less than 10 during the period. % is calculated as Quantity/Base number*100

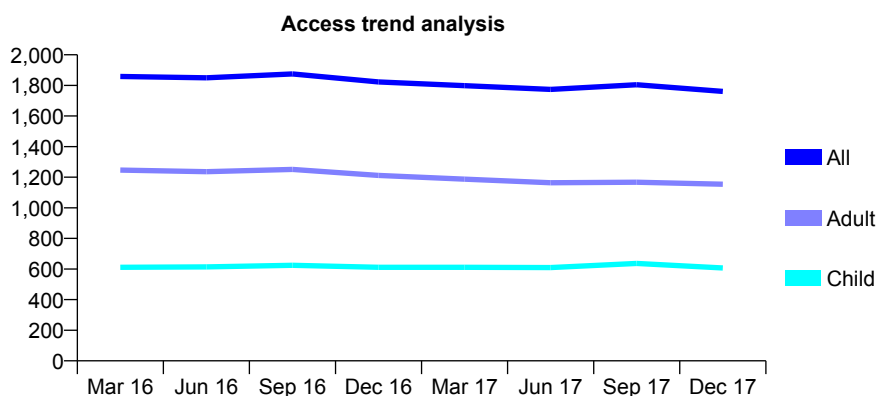
Q57 - Vital Signs At a Glance Contract Report for 341126/0001 - December 2017

Name or company name	MRS OO ARAYOMI
Contract type name	GDS Contract
Purpose of contract	General
Contract start date	01/04/2006
Contract end date	

17/18 Contracted general activity (UDA)	4,752
Carry forward general activity (UDA)	-6
17/18 Contracted orthodontic activity (UOA)	0
Carry forward orthodontic activity (UOA)	0
Baseline contract value	£127,425.21

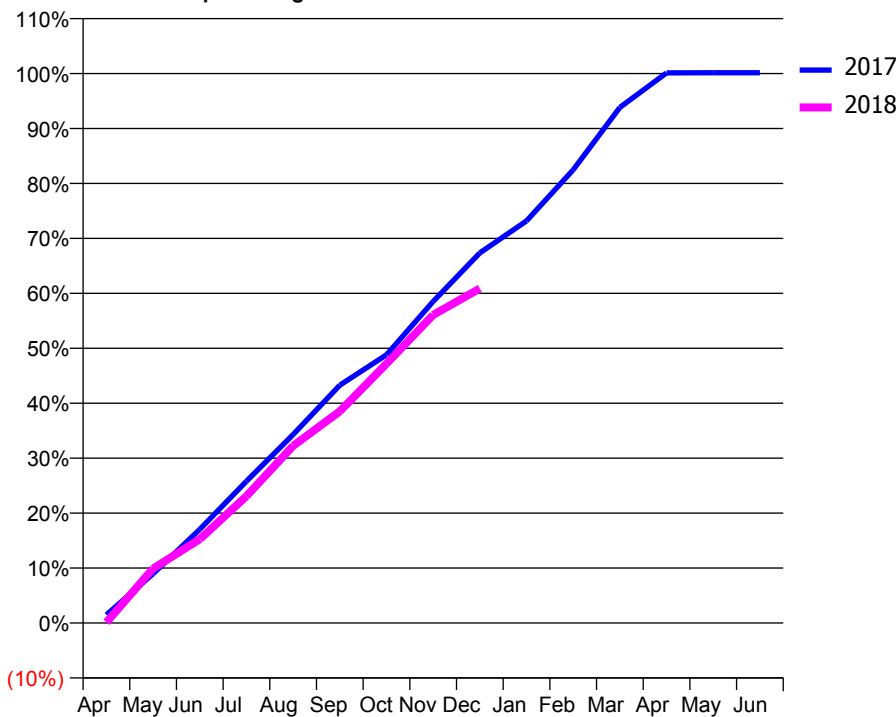
ACCESS*

Patients seen in 24 months	Total	Change since previous quarter
Quarter ending December 2016	1,823	
Quarter ending March 2017	1,798	↓
Quarter ending June 2017	1,774	↓
Quarter ending September 2017	1,804	→
Quarter ending December 2017	1,761	↓
Variance since December 2016	(3.4%)	↓



ACTIVITY

Cumulative percentage of contracted UDA delivered 2017 & 2018



Month	Adjusted Scheduled Activity (UDA)	
	2017	2018
April	70	6
May	426	471
June	810	725
July	1,227	1,097
August	1,630	1,532
September	2,057	1,831
October	2,320	2,242
November	2,781	2,664
December	3,200	2,893
January	3,477	
February	3,919	
March	4,458	
April	4,757	
May	4,758	
June	4,758	

QUALITY

	Quantity	Base Number	Contract	AT	Region	England
% of FP17s for the same patient ID Re-attending within 3 months - Children	34	550	6.2%	10.3%	11.8%	12.0%
% of FP17s for the same patient ID Re-attending within 3 months - Adults	155	1,064	14.6%	14.5%	15.3%	15.9%
% of FP17s for the same patient ID Re-attending between 3 & 9 months - Children	246	550	44.7%	55.9%	59.1%	58.0%
% of FP17s for the same patient ID Re-attending between 3 & 9 months - Adults	460	1,064	43.2%	49.0%	51.5%	50.5%
% of FP17s for Band 1 Urgent Courses	264	1,510	17.5%	8.5%	8.0%	9.0%
% of FP17s Relating to Free Repair or Replacements	19	1,510	1.3%	0.7%	0.8%	0.8%
% of FP17s Relating to Continuations	25	1,510	1.7%	0.9%	1.1%	1.1%
% of Patients satisfied with the dentistry they have received	2	2	N/A	91.4%	91.6%	91.5%
% of Patients satisfied with the time they had to wait for an appointment	2	2	N/A	89.1%	88.3%	87.9%

* This is based on patients treated on this contract for their most recent course of treatment. Figures in italics indicate the base number of FP17s or Patient Questionnaire responses are less than 100. N/A is shown where the base number of responses is less than 10 during the period. % is calculated as Quantity/Base number*100

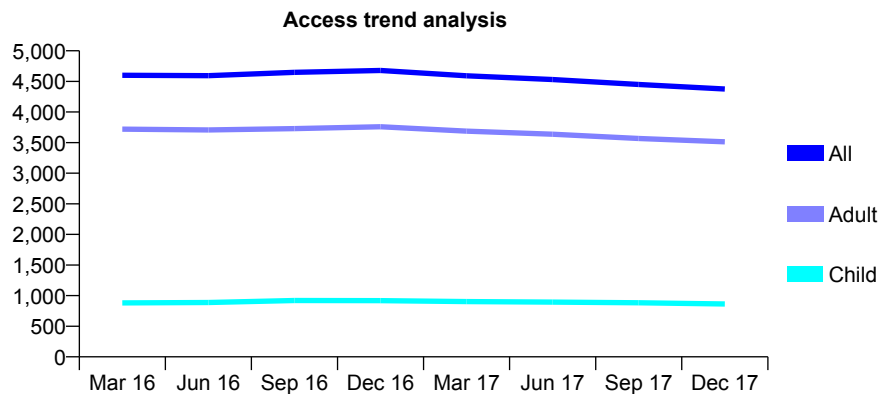
Q57 - Vital Signs At a Glance Contract Report for 342521/0003 - December 2017

Name or company name	MR J AHMED
Contract type name	GDS Contract
Purpose of contract	General
Contract start date	01/04/2006
Contract end date	

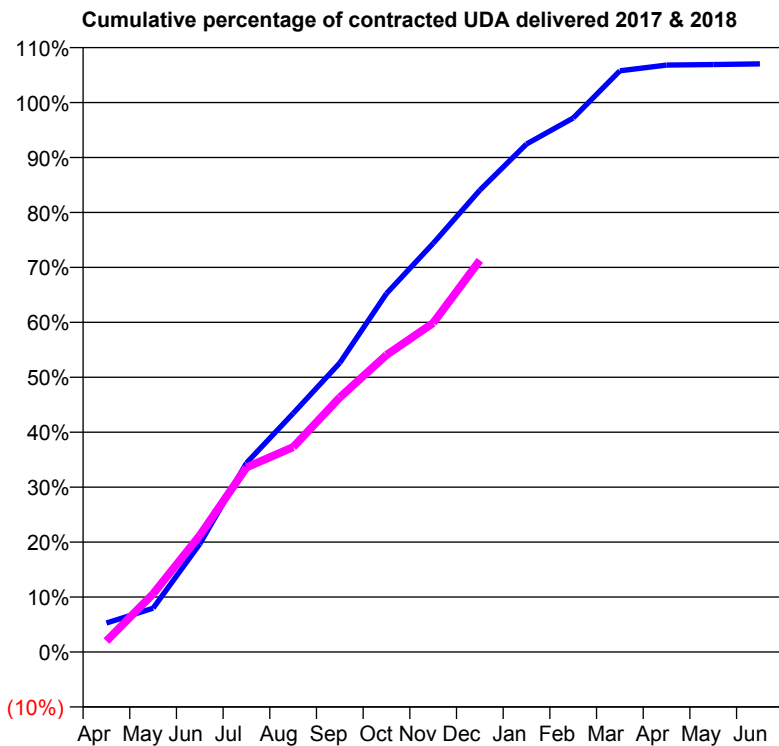
17/18 Contracted general activity (UDA)	13,000
Carry forward general activity (UDA)	-260
17/18 Contracted orthodontic activity (UOA)	0
Carry forward orthodontic activity (UOA)	0
Baseline contract value	£331,789.08

ACCESS*

Patients seen in 24 months	Total	Change since previous quarter
Quarter ending December 2016	4,678	
Quarter ending March 2017	4,591	↓
Quarter ending June 2017	4,531	↓
Quarter ending September 2017	4,450	↓
Quarter ending December 2017	4,376	↓
Variance since December 2016	(6.5%)	↓



ACTIVITY



Month	Adjusted Scheduled Activity (UDA)	
	2017	2018
April	688	260
May	1,037	1,376
June	2,557	2,758
July	4,471	4,368
August	5,645	4,847
September	6,840	6,025
October	8,483	7,028
November	9,668	7,785
December	10,927	9,268
January	12,018	
February	12,632	
March	13,750	
April	13,885	
May	13,897	
June	13,913	

QUALITY

	Quantity	Base Number	Contract	AT	Region	England
% of FP17s for the same patient ID Re-attending within 3 months - Children	52	858	6.1%	10.3%	11.8%	12.0%
% of FP17s for the same patient ID Re-attending within 3 months - Adults	498	3,601	13.8%	14.5%	15.3%	15.9%
% of FP17s for the same patient ID Re-attending between 3 & 9 months - Children	486	858	56.6%	55.9%	59.1%	58.0%
% of FP17s for the same patient ID Re-attending between 3 & 9 months - Adults	2,079	3,601	57.7%	49.0%	51.5%	50.5%
% of FP17s for Band 1 Urgent Courses	374	4,367	8.6%	8.5%	8.0%	9.0%
% of FP17s Relating to Free Repair or Replacements	61	4,367	1.4%	0.7%	0.8%	0.8%
% of FP17s Relating to Continuations	60	4,367	1.4%	0.9%	1.1%	1.1%
% of Patients satisfied with the dentistry they have received	6	7	N/A	91.4%	91.6%	91.5%
% of Patients satisfied with the time they had to wait for an appointment	4	7	N/A	89.1%	88.3%	87.9%

* This is based on patients treated on this contract for their most recent course of treatment. Figures in italics indicate the base number of FP17s or Patient Questionnaire responses are less than 100. N/A is shown where the base number of responses is less than 10 during the period. % is calculated as Quantity/Base number*100

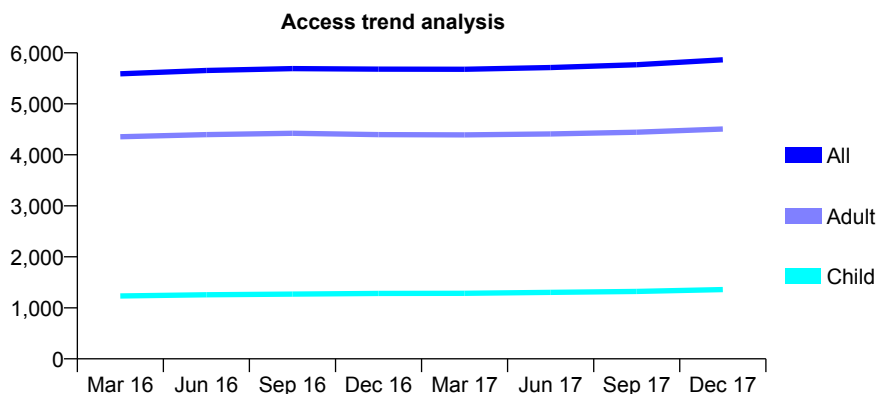
Q57 - Vital Signs At a Glance Contract Report for 356131/0001 - December 2017

Name or company name	MS J HAFTBARADARAN MOHAMMADI
Contract type name	GDS Contract
Purpose of contract	General
Contract start date	01/04/2006
Contract end date	

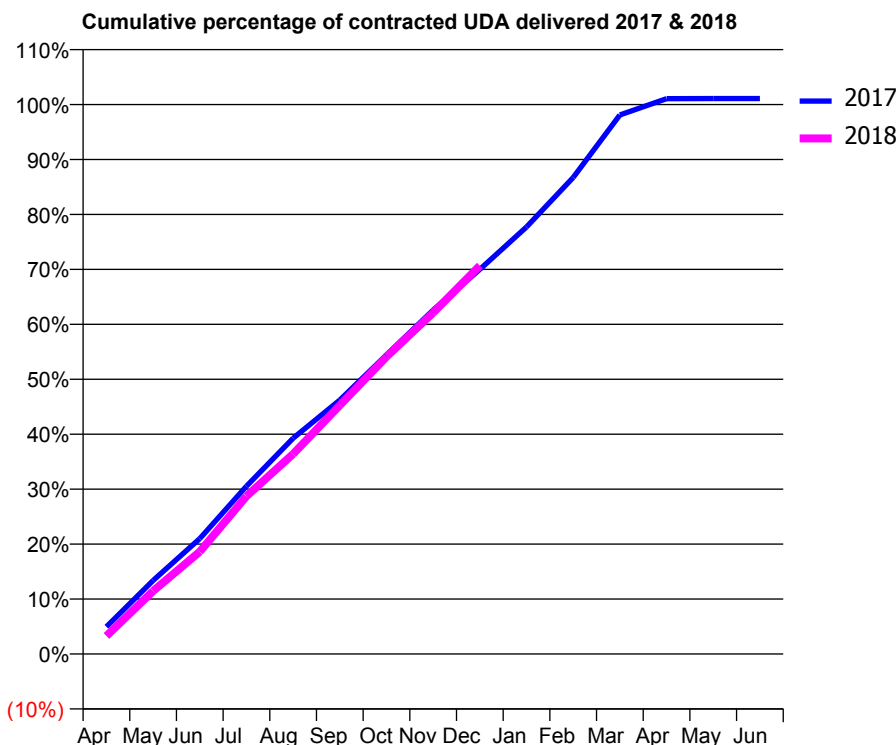
17/18 Contracted general activity (UDA)	20,000
Carry forward general activity (UDA)	-217
17/18 Contracted orthodontic activity (UOA)	0
Carry forward orthodontic activity (UOA)	0
Baseline contract value	£493,112.79

ACCESS*

Patients seen in 24 months	Total	Change since previous quarter
Quarter ending December 2016	5,679	
Quarter ending March 2017	5,678	→
Quarter ending June 2017	5,711	→
Quarter ending September 2017	5,765	→
Quarter ending December 2017	5,863	→
Variance since December 2016	3.2%	↑



ACTIVITY



Month	Adjusted Scheduled Activity (UDA)	
	2017	2018
April	993	658
May	2,679	2,293
June	4,201	3,724
July	6,107	5,744
August	7,853	7,283
September	9,241	9,053
October	10,888	10,822
November	12,519	12,420
December	13,997	14,135
January	15,541	
February	17,343	
March	19,618	
April	20,214	
May	20,217	
June	20,217	

QUALITY

	Quantity	Base Number	Contract	AT	Region	England
% of FP17s for the same patient ID Re-attending within 3 months - Children	115	1,450	7.9%	10.3%	11.8%	12.0%
% of FP17s for the same patient ID Re-attending within 3 months - Adults	1,526	5,786	26.4%	14.5%	15.3%	15.9%
% of FP17s for the same patient ID Re-attending between 3 & 9 months - Children	846	1,450	58.3%	55.9%	59.1%	58.0%
% of FP17s for the same patient ID Re-attending between 3 & 9 months - Adults	3,075	5,786	53.1%	49.0%	51.5%	50.5%
% of FP17s for Band 1 Urgent Courses	434	6,967	6.2%	8.5%	8.0%	9.0%
% of FP17s Relating to Free Repair or Replacements	153	6,967	2.2%	0.7%	0.8%	0.8%
% of FP17s Relating to Continuations	155	6,967	2.2%	0.9%	1.1%	1.1%
% of Patients satisfied with the dentistry they have received	12	12	100.0%	91.4%	91.6%	91.5%
% of Patients satisfied with the time they had to wait for an appointment	12	12	100.0%	89.1%	88.3%	87.9%

* This is based on patients treated on this contract for their most recent course of treatment. Figures in italics indicate the base number of FP17s or Patient Questionnaire responses are less than 100. N/A is shown where the base number of responses is less than 10 during the period. % is calculated as Quantity/Base number*100

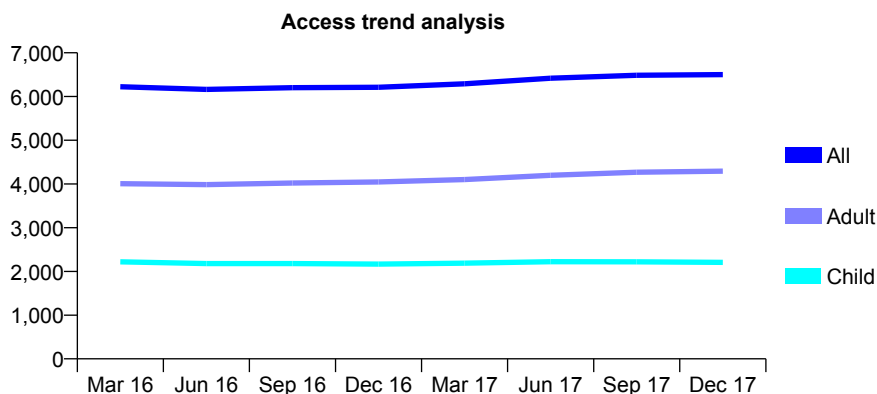
Q57 - Vital Signs At a Glance Contract Report for 357723/0001 - December 2017

Name or company name	MR AG LADVA
Contract type name	GDS Contract
Purpose of contract	General
Contract start date	01/04/2006
Contract end date	

17/18 Contracted general activity (UDA)	13,311
Carry forward general activity (UDA)	-235
17/18 Contracted orthodontic activity (UOA)	0
Carry forward orthodontic activity (UOA)	0
Baseline contract value	£380,643.15

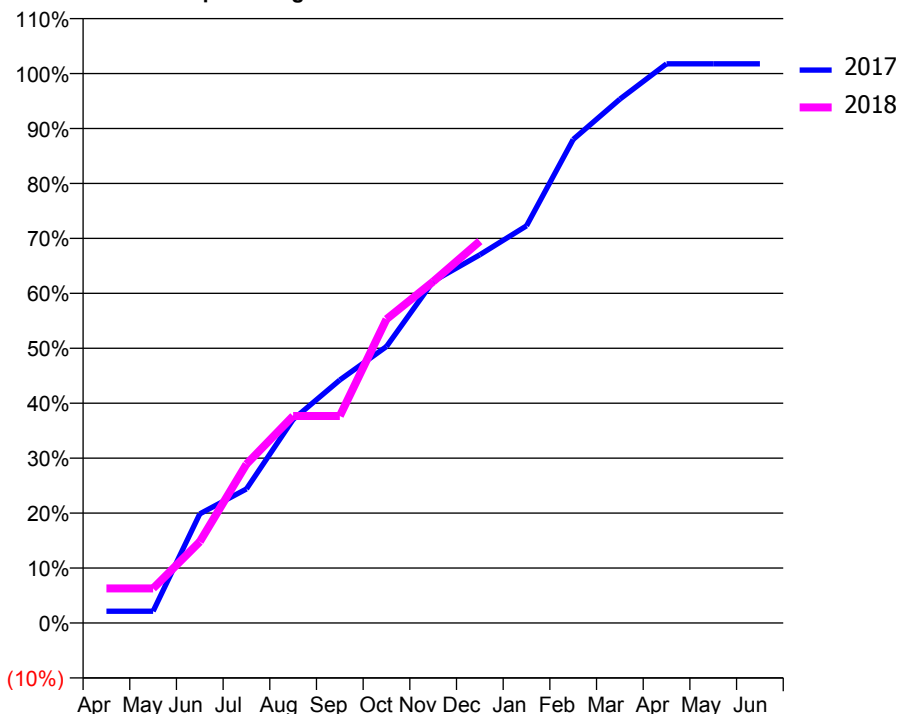
ACCESS*

Patients seen in 24 months	Total	Change since previous quarter
Quarter ending December 2016	6,213	
Quarter ending March 2017	6,291	→
Quarter ending June 2017	6,419	↑
Quarter ending September 2017	6,487	→
Quarter ending December 2017	6,500	→
Variance since December 2016	4.6%	↑



ACTIVITY

Cumulative percentage of contracted UDA delivered 2017 & 2018



Month	Adjusted Scheduled Activity (UDA)	
	2017	2018
April	287	839
May	287	839
June	2,644	1,969
July	3,247	3,848
August	4,932	5,015
September	5,889	5,015
October	6,696	7,359
November	8,278	8,271
December	8,919	9,251
January	9,622	
February	11,714	
March	12,688	
April	13,546	
May	13,546	
June	13,546	

QUALITY

	Quantity	Base Number	Contract	AT	Region	England
% of FP17s for the same patient ID Re-attending within 3 months - Children	126	2,281	5.5%	10.3%	11.8%	12.0%
% of FP17s for the same patient ID Re-attending within 3 months - Adults	389	3,932	9.9%	14.5%	15.3%	15.9%
% of FP17s for the same patient ID Re-attending between 3 & 9 months - Children	1,403	2,281	61.5%	55.9%	59.1%	58.0%
% of FP17s for the same patient ID Re-attending between 3 & 9 months - Adults	1,801	3,932	45.8%	49.0%	51.5%	50.5%
% of FP17s for Band 1 Urgent Courses	308	5,164	6.0%	8.5%	8.0%	9.0%
% of FP17s Relating to Free Repair or Replacements	13	5,164	0.3%	0.7%	0.8%	0.8%
% of FP17s Relating to Continuations	48	5,164	0.9%	0.9%	1.1%	1.1%
% of Patients satisfied with the dentistry they have received	7	8	N/A	91.4%	91.6%	91.5%
% of Patients satisfied with the time they had to wait for an appointment	8	8	N/A	89.1%	88.3%	87.9%

* This is based on patients treated on this contract for their most recent course of treatment. Figures in italics indicate the base number of FP17s or Patient Questionnaire responses are less than 100. N/A is shown where the base number of responses is less than 10 during the period. % is calculated as Quantity/Base number*100

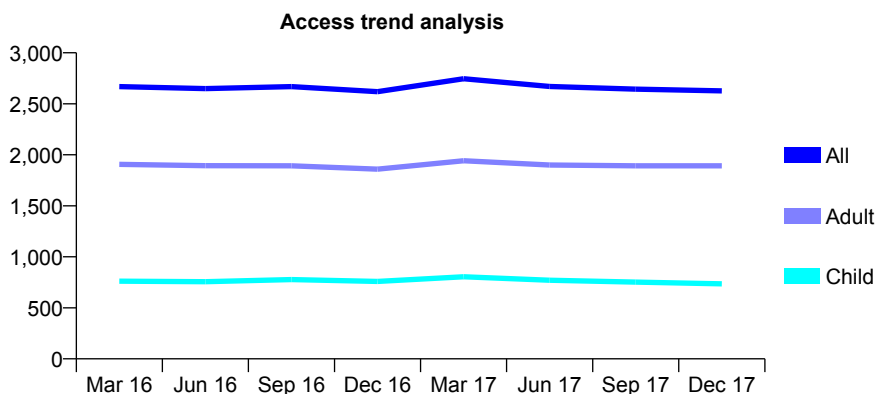
Q57 - Vital Signs At a Glance Contract Report for 358525/0001 - December 2017

Name or company name	MRS OM AROWOJOLU
Contract type name	GDS Contract
Purpose of contract	General
Contract start date	01/04/2006
Contract end date	

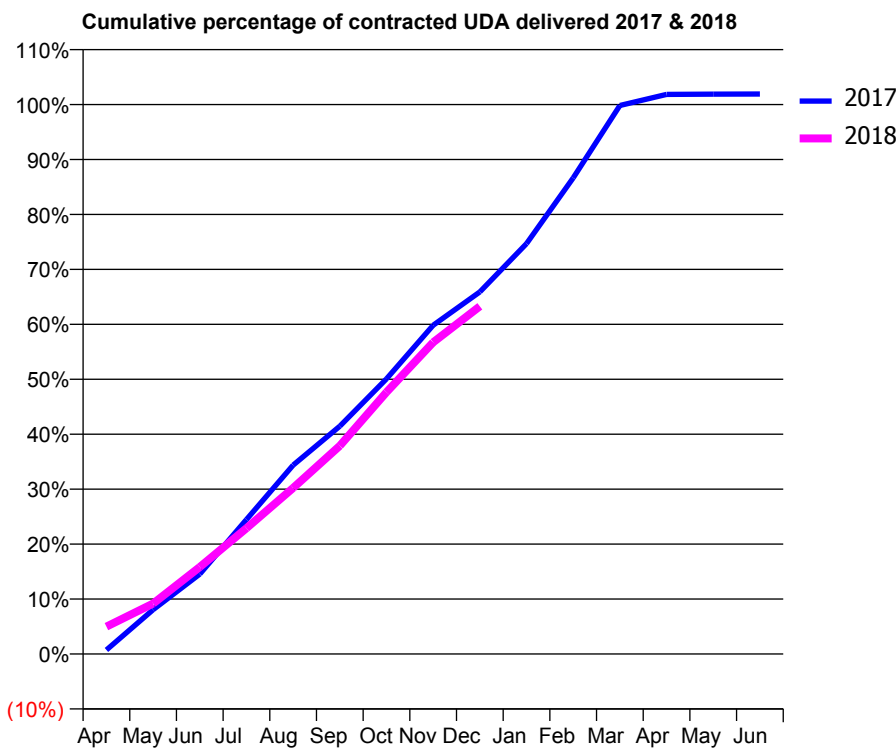
17/18 Contracted general activity (UDA)	6,800
Carry forward general activity (UDA)	-130
17/18 Contracted orthodontic activity (UOA)	0
Carry forward orthodontic activity (UOA)	0
Baseline contract value	£193,687.55

ACCESS*

Patients seen in 24 months	Total	Change since previous quarter
Quarter ending December 2016	2,619	
Quarter ending March 2017	2,746	↑
Quarter ending June 2017	2,670	↓
Quarter ending September 2017	2,644	→
Quarter ending December 2017	2,627	→
Variance since December 2016	0.3%	→



ACTIVITY



Month	Adjusted Scheduled Activity (UDA)	
	2017	2018
April	50	339
May	548	624
June	989	1,076
July	1,664	1,558
August	2,338	2,056
September	2,820	2,577
October	3,406	3,240
November	4,068	3,857
December	4,482	4,303
January	5,078	
February	5,892	
March	6,788	
April	6,925	
May	6,928	
June	6,930	

QUALITY

	Quantity	Base Number	Contract	AT	Region	England
% of FP17s for the same patient ID Re-attending within 3 months - Children	15	583	2.6%	10.3%	11.8%	12.0%
% of FP17s for the same patient ID Re-attending within 3 months - Adults	156	1,470	10.6%	14.5%	15.3%	15.9%
% of FP17s for the same patient ID Re-attending between 3 & 9 months - Children	256	583	43.9%	55.9%	59.1%	58.0%
% of FP17s for the same patient ID Re-attending between 3 & 9 months - Adults	700	1,470	47.6%	49.0%	51.5%	50.5%
% of FP17s for Band 1 Urgent Courses	89	2,003	4.4%	8.5%	8.0%	9.0%
% of FP17s Relating to Free Repair or Replacements	23	2,003	1.1%	0.7%	0.8%	0.8%
% of FP17s Relating to Continuations	32	2,003	1.6%	0.9%	1.1%	1.1%
% of Patients satisfied with the dentistry they have received	3	3	N/A	91.4%	91.6%	91.5%
% of Patients satisfied with the time they had to wait for an appointment	3	3	N/A	89.1%	88.3%	87.9%

* This is based on patients treated on this contract for their most recent course of treatment. Figures in italics indicate the base number of FP17s or Patient Questionnaire responses are less than 100. N/A is shown where the base number of responses is less than 10 during the period. % is calculated as Quantity/Base number*100

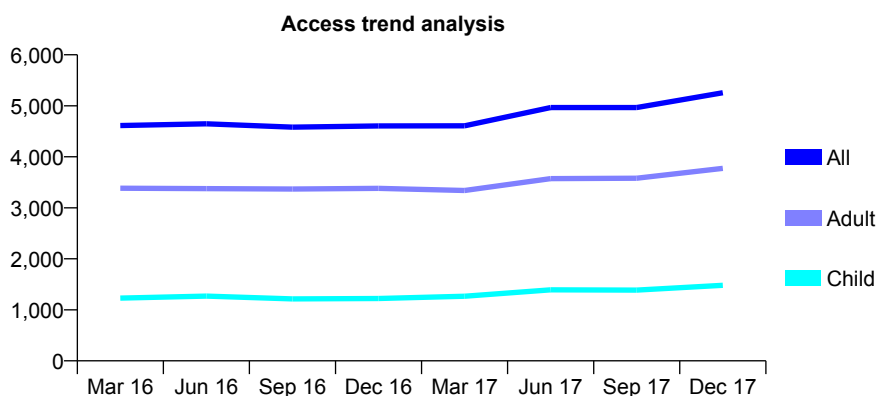
Q57 - Vital Signs At a Glance Contract Report for 359270/0002 - December 2017

Name or company name	MR AF RAI
Contract type name	GDS Contract
Purpose of contract	General
Contract start date	01/02/2009
Contract end date	

17/18 Contracted general activity (UDA)	12,000
Carry forward general activity (UDA)	0
17/18 Contracted orthodontic activity (UOA)	0
Carry forward orthodontic activity (UOA)	0
Baseline contract value	£291,792.85

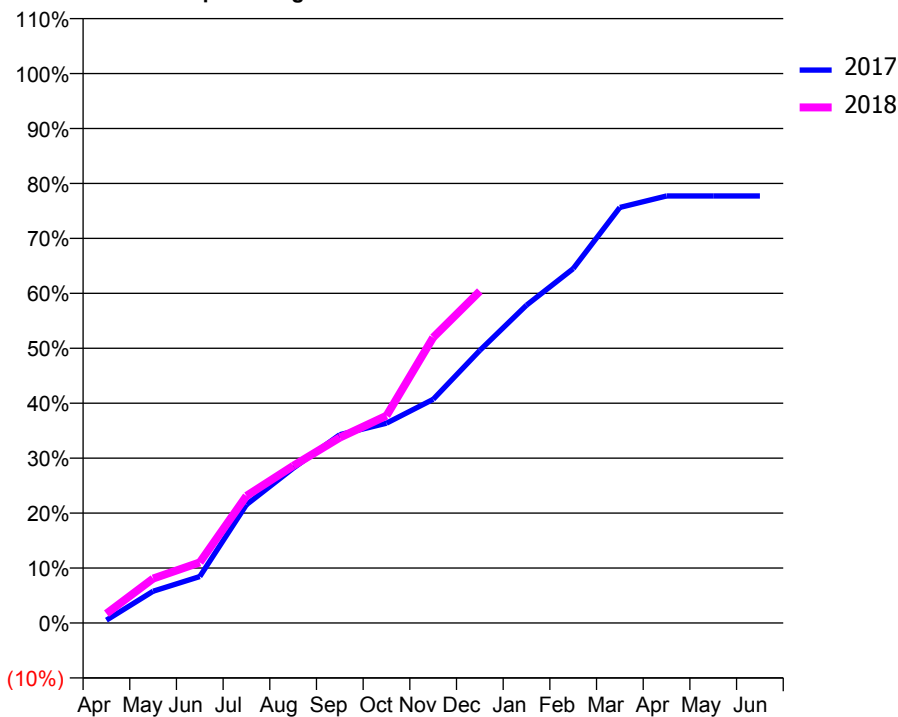
ACCESS*

Patients seen in 24 months	Total	Change since previous quarter
Quarter ending December 2016	4,604	
Quarter ending March 2017	4,607	→
Quarter ending June 2017	4,966	↑
Quarter ending September 2017	4,966	→
Quarter ending December 2017	5,255	↑
Variance since December 2016	14.1%	↑



ACTIVITY

Cumulative percentage of contracted UDA delivered 2017 & 2018



Month	Adjusted Scheduled Activity (UDA)	
	2017	2018
April	64	205
May	694	972
June	1,015	1,324
July	2,584	2,775
August	3,379	3,432
September	4,114	4,050
October	4,363	4,527
November	4,884	6,237
December	5,954	7,247
January	6,940	
February	7,740	
March	9,074	
April	9,326	
May	9,326	
June	9,326	

QUALITY

	Quantity	Base Number	Contract	AT	Region	England
% of FP17s for the same patient ID Re-attending within 3 months - Children	76	1,809	4.2%	10.3%	11.8%	12.0%
% of FP17s for the same patient ID Re-attending within 3 months - Adults	512	4,116	12.4%	14.5%	15.3%	15.9%
% of FP17s for the same patient ID Re-attending between 3 & 9 months - Children	816	1,809	45.1%	55.9%	59.1%	58.0%
% of FP17s for the same patient ID Re-attending between 3 & 9 months - Adults	1,705	4,116	41.4%	49.0%	51.5%	50.5%
% of FP17s for Band 1 Urgent Courses	499	4,351	11.5%	8.5%	8.0%	9.0%
% of FP17s Relating to Free Repair or Replacements	59	4,351	1.4%	0.7%	0.8%	0.8%
% of FP17s Relating to Continuations	48	4,351	1.1%	0.9%	1.1%	1.1%
% of Patients satisfied with the dentistry they have received	5	6	N/A	91.4%	91.6%	91.5%
% of Patients satisfied with the time they had to wait for an appointment	6	6	N/A	89.1%	88.3%	87.9%

* This is based on patients treated on this contract for their most recent course of treatment. Figures in italics indicate the base number of FP17s or Patient Questionnaire responses are less than 100. N/A is shown where the base number of responses is less than 10 during the period. % is calculated as Quantity/Base number*100

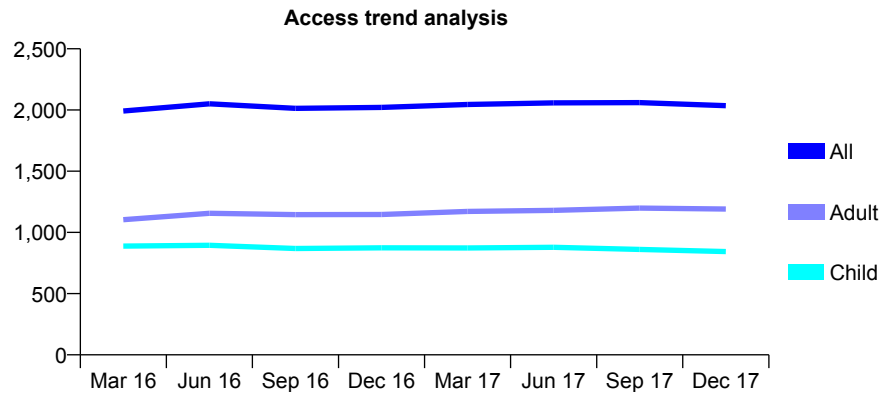
Q57 - Vital Signs At a Glance Contract Report for 366277/0001 - December 2017

Name or company name	MR SV SHAH
Contract type name	GDS Contract
Purpose of contract	General
Contract start date	01/02/2014
Contract end date	

17/18 Contracted general activity (UDA)	4,000
Carry forward general activity (UDA)	-80
17/18 Contracted orthodontic activity (UOA)	0
Carry forward orthodontic activity (UOA)	0
Baseline contract value	£102,140.67

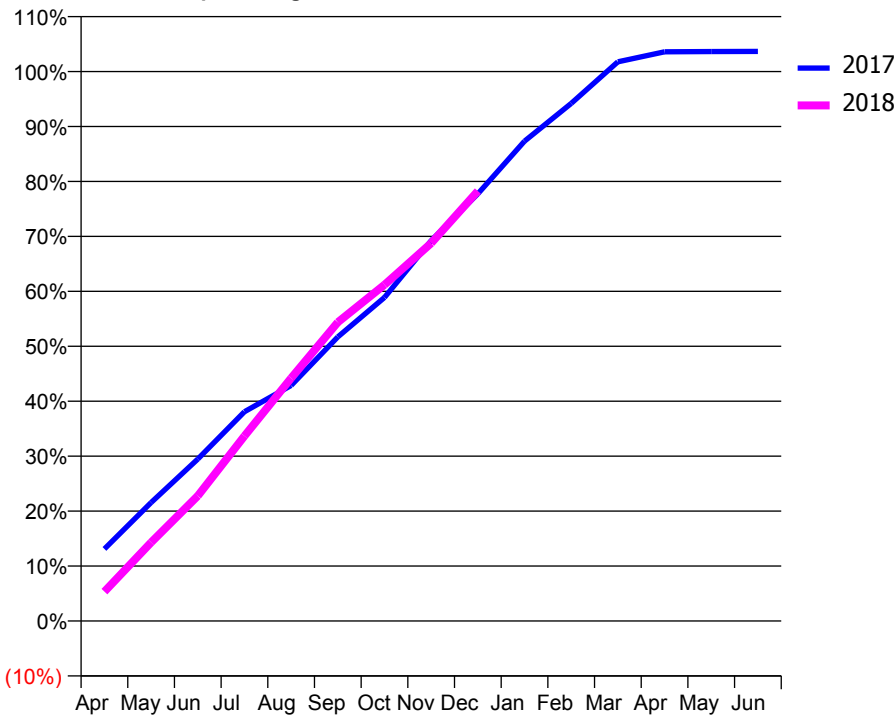
ACCESS*

Patients seen in 24 months	Total	Change since previous quarter
Quarter ending December 2016	2,021	
Quarter ending March 2017	2,045	→
Quarter ending June 2017	2,058	→
Quarter ending September 2017	2,060	→
Quarter ending December 2017	2,035	↓
Variance since December 2016	0.7%	→



ACTIVITY

Cumulative percentage of contracted UDA delivered 2017 & 2018



Month	Adjusted Scheduled Activity (UDA)	
	2017	2018
April	525	214
May	863	572
June	1,179	911
July	1,524	1,347
August	1,715	1,768
September	2,068	2,175
October	2,355	2,448
November	2,769	2,750
December	3,109	3,130
January	3,493	
February	3,768	
March	4,071	
April	4,144	
May	4,145	
June	4,146	

QUALITY

	Quantity	Base Number	Contract	AT	Region	England
% of FP17s for the same patient ID Re-attending within 3 months - Children	51	987	5.2%	10.3%	11.8%	12.0%
% of FP17s for the same patient ID Re-attending within 3 months - Adults	76	1,040	7.3%	14.5%	15.3%	15.9%
% of FP17s for the same patient ID Re-attending between 3 & 9 months - Children	597	987	60.5%	55.9%	59.1%	58.0%
% of FP17s for the same patient ID Re-attending between 3 & 9 months - Adults	525	1,040	50.5%	49.0%	51.5%	50.5%
% of FP17s for Band 1 Urgent Courses	78	1,990	3.9%	8.5%	8.0%	9.0%
% of FP17s Relating to Free Repair or Replacements	7	1,990	0.4%	0.7%	0.8%	0.8%
% of FP17s Relating to Continuations	3	1,990	0.2%	0.9%	1.1%	1.1%
% of Patients satisfied with the dentistry they have received	2	2	N/A	91.4%	91.6%	91.5%
% of Patients satisfied with the time they had to wait for an appointment	2	2	N/A	89.1%	88.3%	87.9%

* This is based on patients treated on this contract for their most recent course of treatment. Figures in italics indicate the base number of FP17s or Patient Questionnaire responses are less than 100. N/A is shown where the base number of responses is less than 10 during the period. % is calculated as Quantity/Base number*100

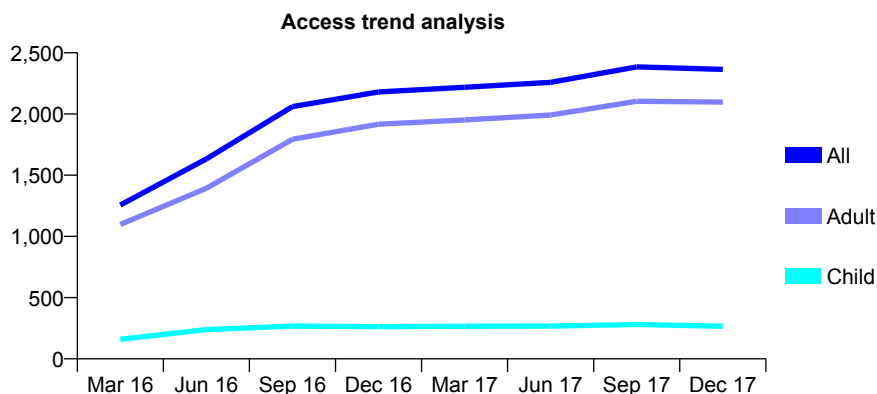
Q57 - Vital Signs At a Glance Contract Report for 398632/0001 - December 2017

Name or company name	MR R PATEL
Contract type name	GDS Contract
Purpose of contract	General
Contract start date	01/10/2015
Contract end date	

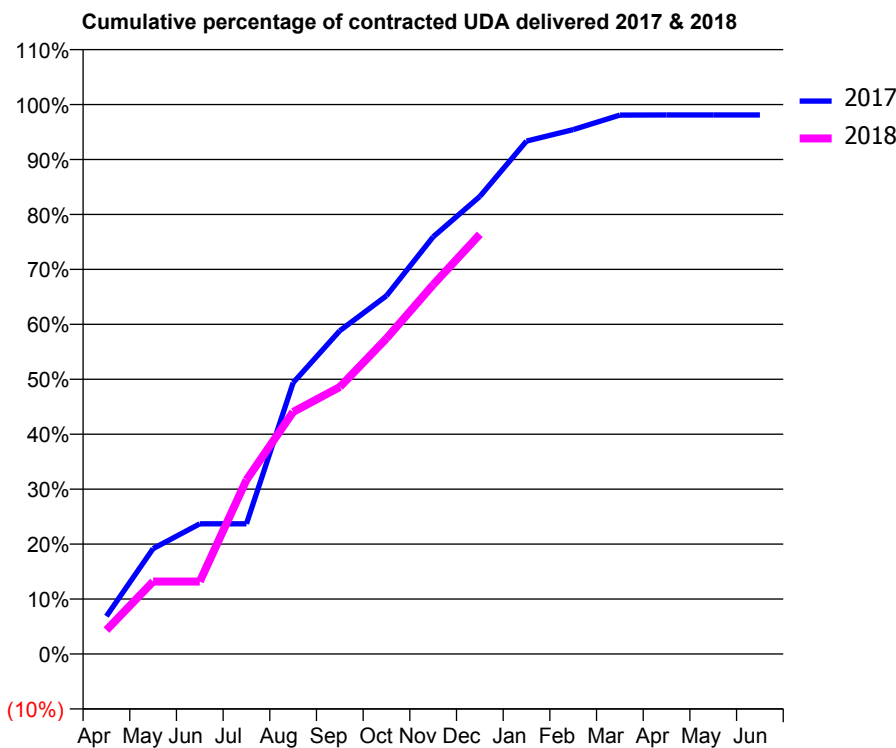
17/18 Contracted general activity (UDA)	8,384
Carry forward general activity (UDA)	0
17/18 Contracted orthodontic activity (UOA)	0
Carry forward orthodontic activity (UOA)	0
Baseline contract value	£189,320.25

ACCESS*

Patients seen in 24 months	Total	Change since previous quarter
Quarter ending December 2016	2,180	
Quarter ending March 2017	2,218	→
Quarter ending June 2017	2,259	→
Quarter ending September 2017	2,385	↑
Quarter ending December 2017	2,364	→
Variance since December 2016	8.4%	↑



ACTIVITY



Month	Adjusted Scheduled Activity (UDA)	
	2017	2018
April	576	366
May	1,609	1,107
June	1,987	1,107
July	1,987	2,656
August	4,139	3,694
September	4,933	4,075
October	5,465	4,815
November	6,364	5,635
December	6,981	6,404
January	7,827	
February	8,002	
March	8,222	
April	8,225	
May	8,225	
June	8,225	

QUALITY

	Quantity	Base Number	Contract	AT	Region	England
% of FP17s for the same patient ID Re-attending within 3 months - Children	30	372	8.1%	10.3%	11.8%	12.0%
% of FP17s for the same patient ID Re-attending within 3 months - Adults	463	2,833	16.3%	14.5%	15.3%	15.9%
% of FP17s for the same patient ID Re-attending between 3 & 9 months - Children	261	372	70.2%	55.9%	59.1%	58.0%
% of FP17s for the same patient ID Re-attending between 3 & 9 months - Adults	1,573	2,833	55.5%	49.0%	51.5%	50.5%
% of FP17s for Band 1 Urgent Courses	363	3,204	11.3%	8.5%	8.0%	9.0%
% of FP17s Relating to Free Repair or Replacements	50	3,204	1.6%	0.7%	0.8%	0.8%
% of FP17s Relating to Continuations	56	3,204	1.7%	0.9%	1.1%	1.1%
% of Patients satisfied with the dentistry they have received	15	15	100.0%	91.4%	91.6%	91.5%
% of Patients satisfied with the time they had to wait for an appointment	15	15	100.0%	89.1%	88.3%	87.9%

* This is based on patients treated on this contract for their most recent course of treatment. Figures in italics indicate the base number of FP17s or Patient Questionnaire responses are less than 100. N/A is shown where the base number of responses is less than 10 during the period. % is calculated as Quantity/Base number*100

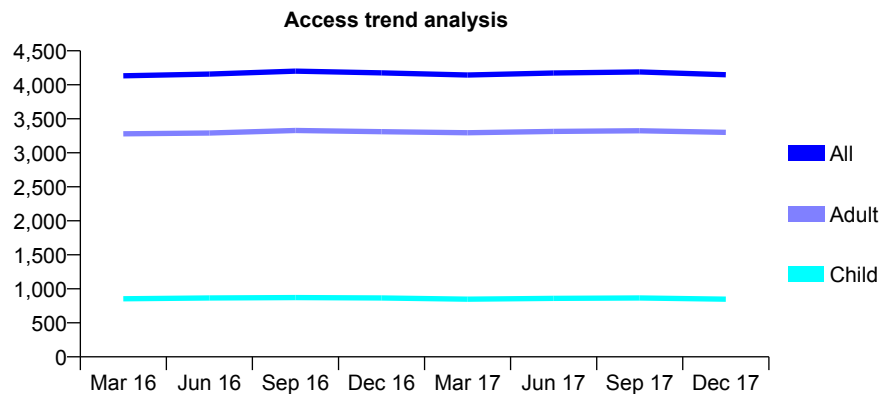
Q57 - Vital Signs At a Glance Contract Report for 567140/0001 - December 2017

Name or company name	MR SA NAJEFI
Contract type name	GDS Contract
Purpose of contract	General
Contract start date	01/04/2006
Contract end date	

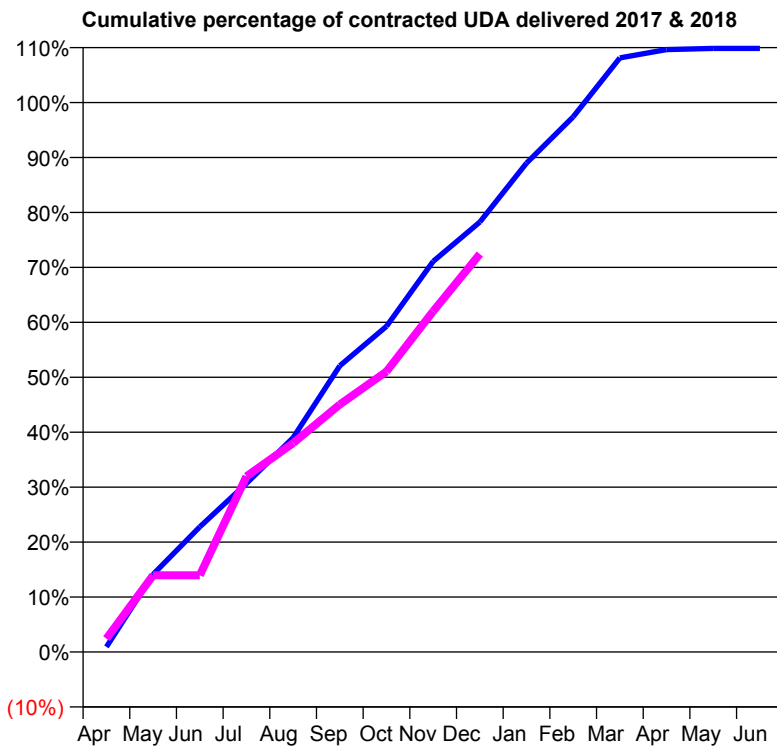
17/18 Contracted general activity (UDA)	10,836
Carry forward general activity (UDA)	-217
17/18 Contracted orthodontic activity (UOA)	0
Carry forward orthodontic activity (UOA)	0
Baseline contract value	£266,451.74

ACCESS*

Patients seen in 24 months	Total	Change since previous quarter
Quarter ending December 2016	4,176	
Quarter ending March 2017	4,144	→
Quarter ending June 2017	4,173	→
Quarter ending September 2017	4,190	→
Quarter ending December 2017	4,149	→
Variance since December 2016	(0.6%)	→



ACTIVITY



Month	Adjusted Scheduled Activity (UDA)	
	2017	2018
April	102	264
May	1,532	1,512
June	2,468	1,512
July	3,324	3,464
August	4,227	4,119
September	5,645	4,881
October	6,421	5,532
November	7,704	6,720
December	8,480	7,849
January	9,641	
February	10,555	
March	11,716	
April	11,880	
May	11,904	
June	11,904	

QUALITY

	Quantity	Base Number	Contract	AT	Region	England
% of FP17s for the same patient ID Re-attending within 3 months - Children	85	958	8.9%	10.3%	11.8%	12.0%
% of FP17s for the same patient ID Re-attending within 3 months - Adults	589	3,889	15.1%	14.5%	15.3%	15.9%
% of FP17s for the same patient ID Re-attending between 3 & 9 months - Children	604	958	63.0%	55.9%	59.1%	58.0%
% of FP17s for the same patient ID Re-attending between 3 & 9 months - Adults	2,447	3,889	62.9%	49.0%	51.5%	50.5%
% of FP17s for Band 1 Urgent Courses	416	4,139	10.1%	8.5%	8.0%	9.0%
% of FP17s Relating to Free Repair or Replacements	23	4,139	0.6%	0.7%	0.8%	0.8%
% of FP17s Relating to Continuations	2	4,139	0.0%	0.9%	1.1%	1.1%
% of Patients satisfied with the dentistry they have received	3	3	N/A	91.4%	91.6%	91.5%
% of Patients satisfied with the time they had to wait for an appointment	3	3	N/A	89.1%	88.3%	87.9%

* This is based on patients treated on this contract for their most recent course of treatment. Figures in italics indicate the base number of FP17s or Patient Questionnaire responses are less than 100. N/A is shown where the base number of responses is less than 10 during the period. % is calculated as Quantity/Base number*100

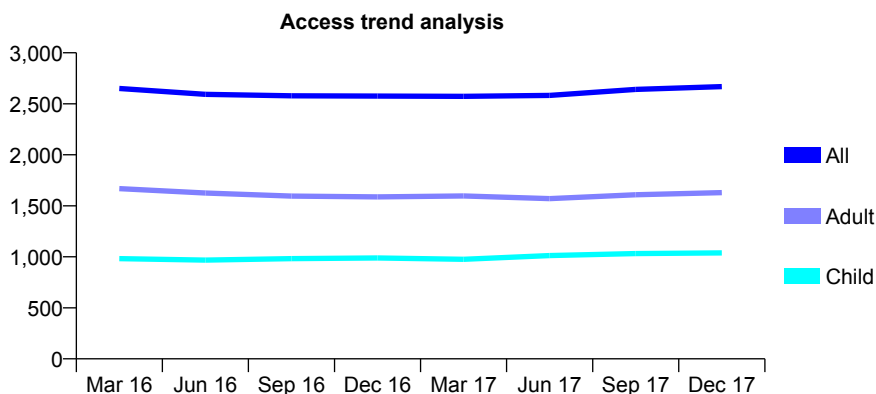
Q57 - Vital Signs At a Glance Contract Report for 570184/0001 - December 2017

Name or company name	MRS BI HELLYAR
Contract type name	GDS Contract
Purpose of contract	General
Contract start date	01/04/2006
Contract end date	

17/18 Contracted general activity (UDA)	7,174
Carry forward general activity (UDA)	-60
17/18 Contracted orthodontic activity (UOA)	0
Carry forward orthodontic activity (UOA)	0
Baseline contract value	£184,583.36

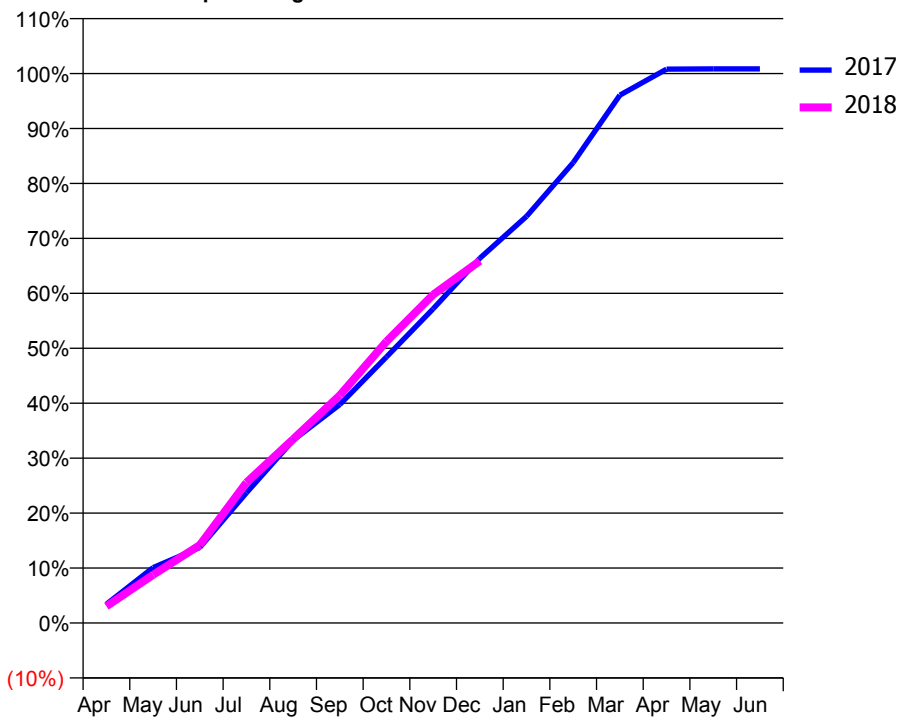
ACCESS*

Patients seen in 24 months	Total	Change since previous quarter
Quarter ending December 2016	2,576	
Quarter ending March 2017	2,573	→
Quarter ending June 2017	2,582	→
Quarter ending September 2017	2,641	↑
Quarter ending December 2017	2,669	→
Variance since December 2016	3.6%	↑



ACTIVITY

Cumulative percentage of contracted UDA delivered 2017 & 2018



Month	Adjusted Scheduled Activity (UDA)	
	2017	2018
April	246	219
May	723	629
June	986	1,017
July	1,699	1,834
August	2,386	2,401
September	2,853	2,972
October	3,473	3,675
November	4,103	4,287
December	4,762	4,728
January	5,309	
February	6,011	
March	6,891	
April	7,231	
May	7,234	
June	7,234	

QUALITY

	Quantity	Base Number	Contract	AT	Region	England
% of FP17s for the same patient ID Re-attending within 3 months - Children	68	817	8.3%	10.3%	11.8%	12.0%
% of FP17s for the same patient ID Re-attending within 3 months - Adults	246	1,528	16.1%	14.5%	15.3%	15.9%
% of FP17s for the same patient ID Re-attending between 3 & 9 months - Children	275	817	33.7%	55.9%	59.1%	58.0%
% of FP17s for the same patient ID Re-attending between 3 & 9 months - Adults	631	1,528	41.3%	49.0%	51.5%	50.5%
% of FP17s for Band 1 Urgent Courses	386	2,243	17.2%	8.5%	8.0%	9.0%
% of FP17s Relating to Free Repair or Replacements	22	2,243	1.0%	0.7%	0.8%	0.8%
% of FP17s Relating to Continuations	47	2,243	2.1%	0.9%	1.1%	1.1%
% of Patients satisfied with the dentistry they have received	2	2	N/A	91.4%	91.6%	91.5%
% of Patients satisfied with the time they had to wait for an appointment	2	2	N/A	89.1%	88.3%	87.9%

* This is based on patients treated on this contract for their most recent course of treatment. Figures in italics indicate the base number of FP17s or Patient Questionnaire responses are less than 100. N/A is shown where the base number of responses is less than 10 during the period. % is calculated as Quantity/Base number*100

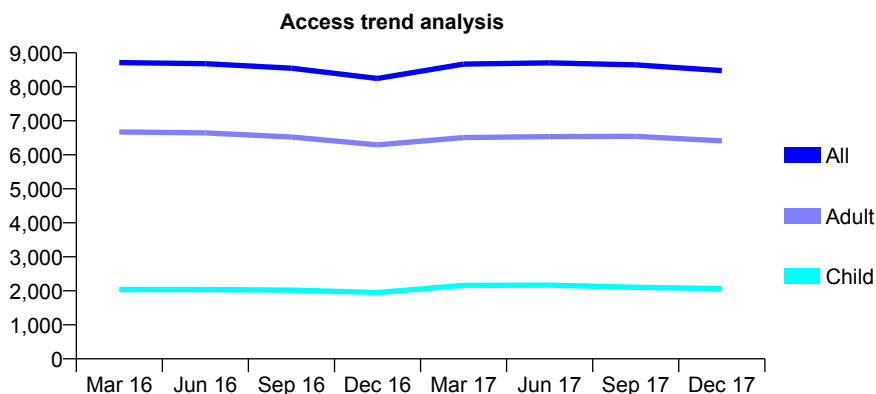
Q57 - Vital Signs At a Glance Contract Report for 573310/0001 - December 2017

Name or company name	MR R PRASHAR
Contract type name	GDS Contract
Purpose of contract	General
Contract start date	01/04/2006
Contract end date	

17/18 Contracted general activity (UDA)	22,381
Carry forward general activity (UDA)	34
17/18 Contracted orthodontic activity (UOA)	0
Carry forward orthodontic activity (UOA)	0
Baseline contract value	£596,671.76

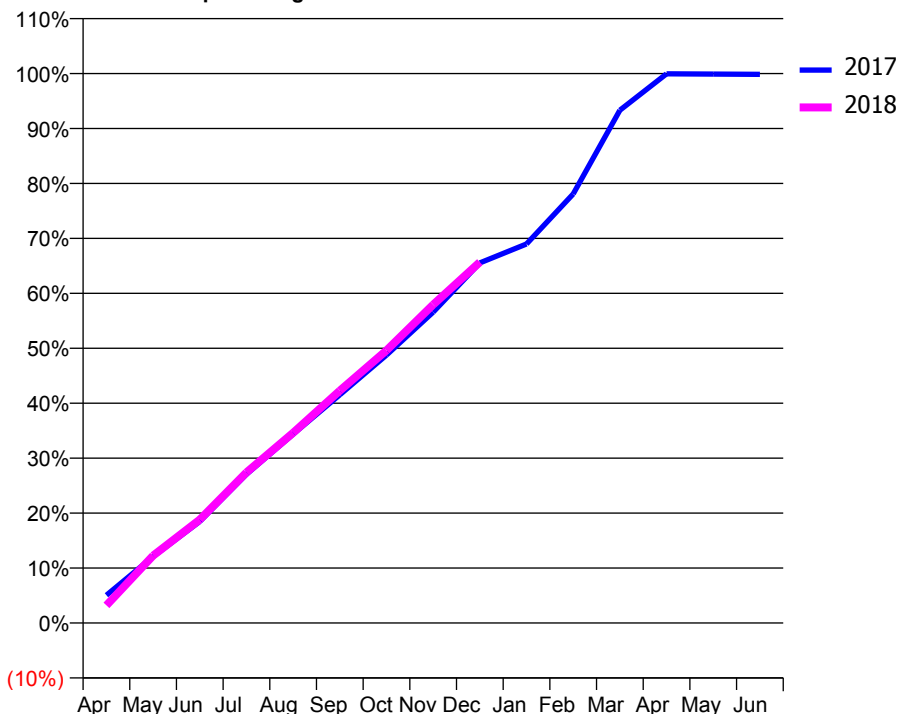
ACCESS*

Patients seen in 24 months	Total	Change since previous quarter
Quarter ending December 2016	8,244	
Quarter ending March 2017	8,668	↑
Quarter ending June 2017	8,705	→
Quarter ending September 2017	8,644	→
Quarter ending December 2017	8,476	↓
Variance since December 2016	2.8%	↑



ACTIVITY

Cumulative percentage of contracted UDA delivered 2017 & 2018



Month	Adjusted Scheduled Activity (UDA)	
	2017	2018
April	1,134	721
May	2,709	2,747
June	4,138	4,212
July	6,056	6,134
August	7,693	7,748
September	9,297	9,464
October	10,913	11,102
November	12,661	12,968
December	14,669	14,697
January	15,440	
February	17,473	
March	20,887	
April	22,371	
May	22,358	
June	22,347	

QUALITY

	Quantity	Base Number	Contract	AT	Region	England
% of FP17s for the same patient ID Re-attending within 3 months - Children	199	2,075	9.6%	10.3%	11.8%	12.0%
% of FP17s for the same patient ID Re-attending within 3 months - Adults	1,074	6,018	17.8%	14.5%	15.3%	15.9%
% of FP17s for the same patient ID Re-attending between 3 & 9 months - Children	1,135	2,075	54.7%	55.9%	59.1%	58.0%
% of FP17s for the same patient ID Re-attending between 3 & 9 months - Adults	2,539	6,018	42.2%	49.0%	51.5%	50.5%
% of FP17s for Band 1 Urgent Courses	1,489	7,602	19.6%	8.5%	8.0%	9.0%
% of FP17s Relating to Free Repair or Replacements	33	7,602	0.4%	0.7%	0.8%	0.8%
% of FP17s Relating to Continuations	29	7,602	0.4%	0.9%	1.1%	1.1%
% of Patients satisfied with the dentistry they have received	5	7	N/A	91.4%	91.6%	91.5%
% of Patients satisfied with the time they had to wait for an appointment	5	7	N/A	89.1%	88.3%	87.9%

* This is based on patients treated on this contract for their most recent course of treatment. Figures in italics indicate the base number of FP17s or Patient Questionnaire responses are less than 100. N/A is shown where the base number of responses is less than 10 during the period. % is calculated as Quantity/Base number*100

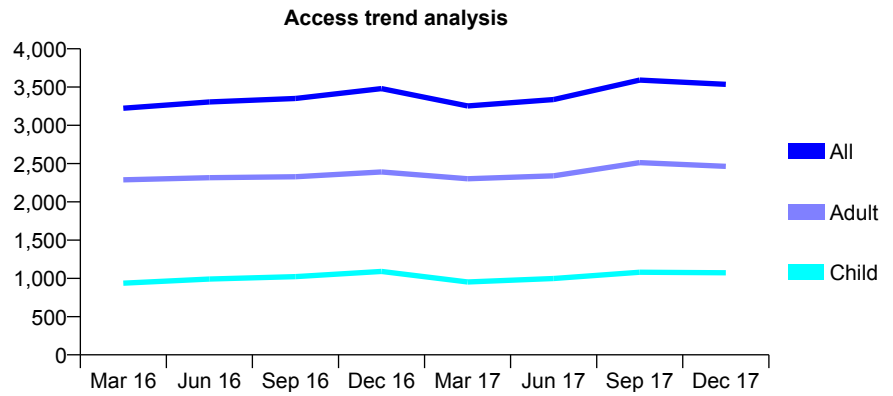
Q57 - Vital Signs At a Glance Contract Report for 573310/0003 - December 2017

Name or company name	MR R PRASHAR
Contract type name	GDS Contract
Purpose of contract	General
Contract start date	01/07/2009
Contract end date	

17/18 Contracted general activity (UDA)	7,000
Carry forward general activity (UDA)	-1
17/18 Contracted orthodontic activity (UOA)	0
Carry forward orthodontic activity (UOA)	0
Baseline contract value	£183,241.06

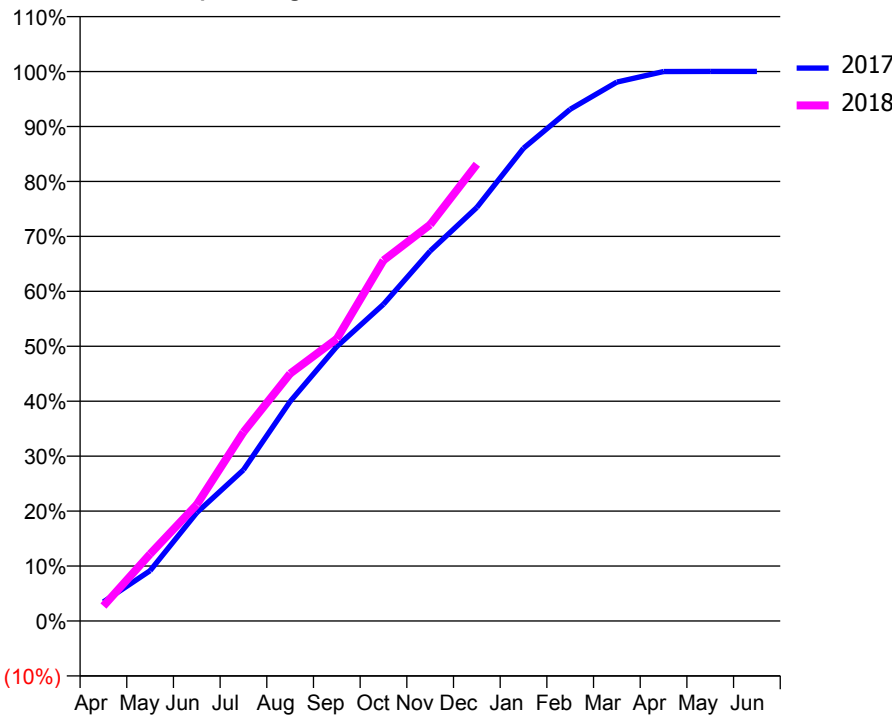
ACCESS*

Patients seen in 24 months	Total	Change since previous quarter
Quarter ending December 2016	3,480	
Quarter ending March 2017	3,253	↓
Quarter ending June 2017	3,337	↑
Quarter ending September 2017	3,591	↑
Quarter ending December 2017	3,536	↓
Variance since December 2016	1.6%	→



ACTIVITY

Cumulative percentage of contracted UDA delivered 2017 & 2018



Month	Adjusted Scheduled Activity (UDA)	
	2017	2018
April	244	191
May	641	853
June	1,381	1,483
July	1,926	2,407
August	2,797	3,152
September	3,497	3,596
October	4,035	4,594
November	4,712	5,049
December	5,268	5,820
January	6,022	
February	6,518	
March	6,865	
April	7,000	
May	7,001	
June	7,001	

QUALITY

	Quantity	Base Number	Contract	AT	Region	England
% of FP17s for the same patient ID Re-attending within 3 months - Children	75	1,061	7.1%	10.3%	11.8%	12.0%
% of FP17s for the same patient ID Re-attending within 3 months - Adults	300	2,216	13.5%	14.5%	15.3%	15.9%
% of FP17s for the same patient ID Re-attending between 3 & 9 months - Children	429	1,061	40.4%	55.9%	59.1%	58.0%
% of FP17s for the same patient ID Re-attending between 3 & 9 months - Adults	692	2,216	31.2%	49.0%	51.5%	50.5%
% of FP17s for Band 1 Urgent Courses	533	3,226	16.5%	8.5%	8.0%	9.0%
% of FP17s Relating to Free Repair or Replacements	4	3,226	0.1%	0.7%	0.8%	0.8%
% of FP17s Relating to Continuations	6	3,226	0.2%	0.9%	1.1%	1.1%
% of Patients satisfied with the dentistry they have received	2	3	N/A	91.4%	91.6%	91.5%
% of Patients satisfied with the time they had to wait for an appointment	2	3	N/A	89.1%	88.3%	87.9%

* This is based on patients treated on this contract for their most recent course of treatment. Figures in italics indicate the base number of FP17s or Patient Questionnaire responses are less than 100. N/A is shown where the base number of responses is less than 10 during the period. % is calculated as Quantity/Base number*100

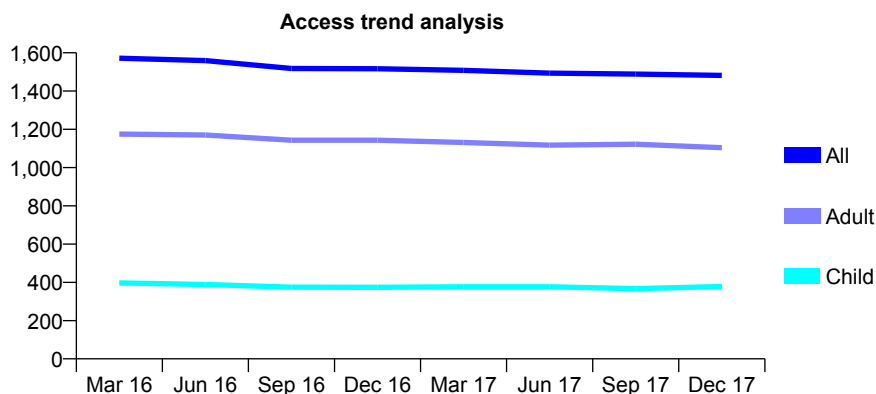
Q57 - Vital Signs At a Glance Contract Report for 574732/0002 - December 2017

Name or company name	MR B LILADHAR
Contract type name	GDS Contract
Purpose of contract	General
Contract start date	01/04/2006
Contract end date	

17/18 Contracted general activity (UDA)	4,500
Carry forward general activity (UDA)	1
17/18 Contracted orthodontic activity (UOA)	0
Carry forward orthodontic activity (UOA)	0
Baseline contract value	£125,635.45

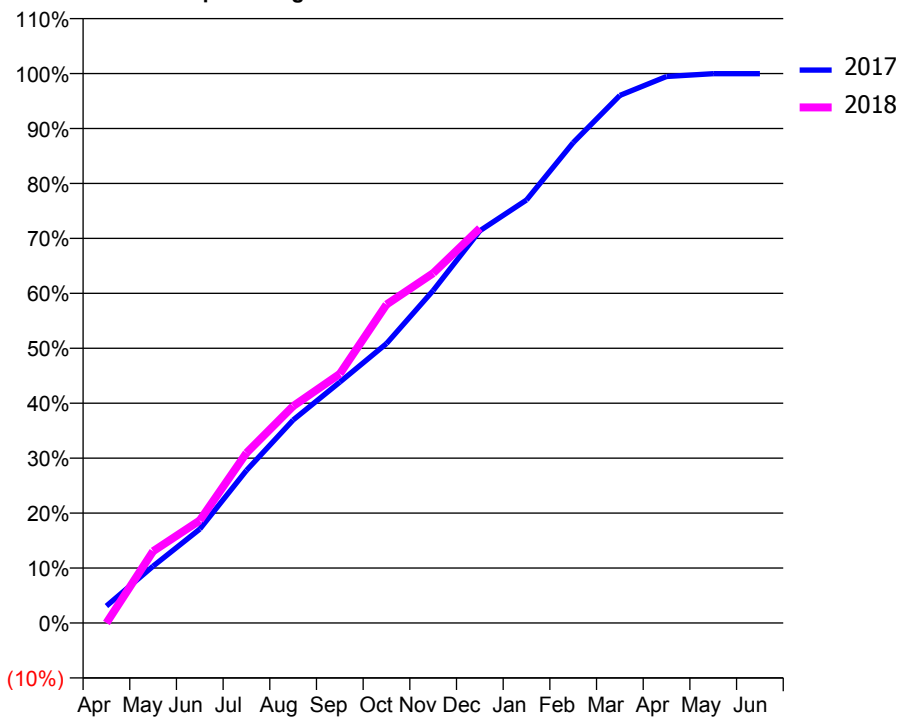
ACCESS*

Patients seen in 24 months	Total	Change since previous quarter
Quarter ending December 2016	1,517	
Quarter ending March 2017	1,508	→
Quarter ending June 2017	1,494	→
Quarter ending September 2017	1,489	→
Quarter ending December 2017	1,482	→
Variance since December 2016	(2.3%)	↓



ACTIVITY

Cumulative percentage of contracted UDA delivered 2017 & 2018



Month	Adjusted Scheduled Activity (UDA)	
	2017	2018
April	139	-1
May	466	588
June	769	840
July	1,250	1,393
August	1,663	1,776
September	1,973	2,041
October	2,289	2,608
November	2,723	2,865
December	3,212	3,233
January	3,464	
February	3,934	
March	4,321	
April	4,476	
May	4,499	
June	4,499	

QUALITY

	Quantity	Base Number	Contract	AT	Region	England
% of FP17s for the same patient ID Re-attending within 3 months - Children	42	429	9.8%	10.3%	11.8%	12.0%
% of FP17s for the same patient ID Re-attending within 3 months - Adults	142	1,176	12.1%	14.5%	15.3%	15.9%
% of FP17s for the same patient ID Re-attending between 3 & 9 months - Children	278	429	64.8%	55.9%	59.1%	58.0%
% of FP17s for the same patient ID Re-attending between 3 & 9 months - Adults	699	1,176	59.4%	49.0%	51.5%	50.5%
% of FP17s for Band 1 Urgent Courses	60	1,534	3.9%	8.5%	8.0%	9.0%
% of FP17s Relating to Free Repair or Replacements	20	1,534	1.3%	0.7%	0.8%	0.8%
% of FP17s Relating to Continuations	10	1,534	0.7%	0.9%	1.1%	1.1%
% of Patients satisfied with the dentistry they have received	3	3	N/A	91.4%	91.6%	91.5%
% of Patients satisfied with the time they had to wait for an appointment	3	3	N/A	89.1%	88.3%	87.9%

* This is based on patients treated on this contract for their most recent course of treatment. Figures in italics indicate the base number of FP17s or Patient Questionnaire responses are less than 100. N/A is shown where the base number of responses is less than 10 during the period. % is calculated as Quantity/Base number*100

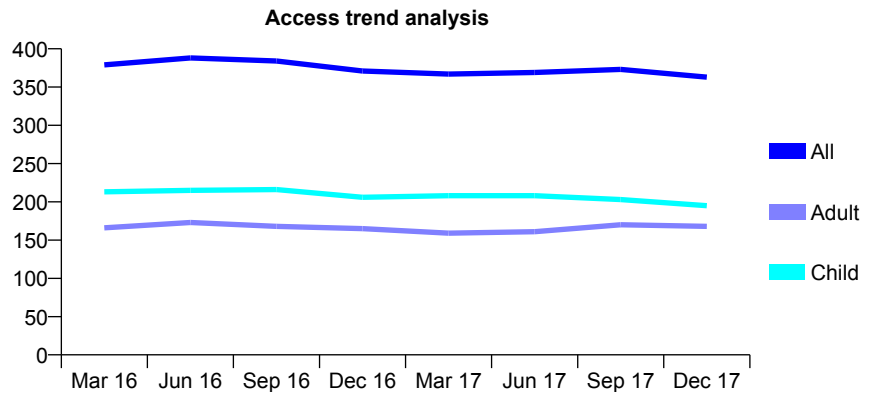
Q57 - Vital Signs At a Glance Contract Report for 575305/0001 - December 2017

Name or company name	MR AA JALEEL
Contract type name	GDS Contract
Purpose of contract	General
Contract start date	01/04/2006
Contract end date	

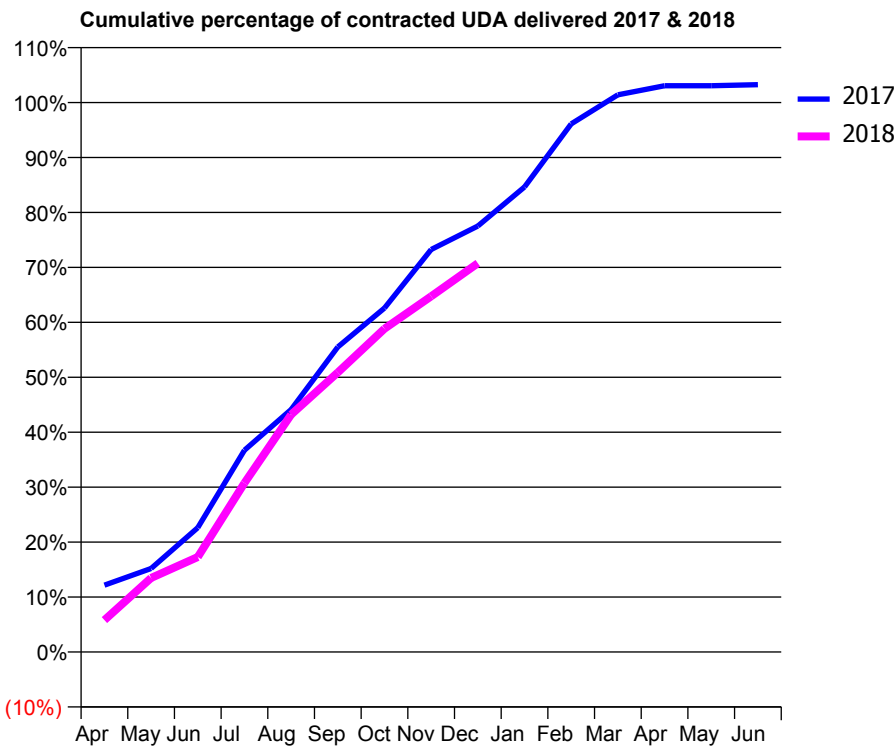
17/18 Contracted general activity (UDA)	500
Carry forward general activity (UDA)	-10
17/18 Contracted orthodontic activity (UOA)	0
Carry forward orthodontic activity (UOA)	0
Baseline contract value	£16,585.74

ACCESS*

Patients seen in 24 months	Total	Change since previous quarter
Quarter ending December 2016	371	
Quarter ending March 2017	367	↓
Quarter ending June 2017	369	→
Quarter ending September 2017	373	→
Quarter ending December 2017	363	↓
Variance since December 2016	(2.2%)	↓



ACTIVITY



Month	Adjusted Scheduled Activity (UDA)	
	2017	2018
April	61	29
May	76	67
June	113	86
July	184	154
August	221	216
September	278	254
October	313	294
November	366	324
December	388	354
January	423	
February	481	
March	507	
April	515	
May	515	
June	516	

QUALITY

	Quantity	Base Number	Contract	AT	Region	England
% of FP17s for the same patient ID Re-attending within 3 months - Children	6	158	3.8%	10.3%	11.8%	12.0%
% of FP17s for the same patient ID Re-attending within 3 months - Adults	7	97	7.2%	14.5%	15.3%	15.9%
% of FP17s for the same patient ID Re-attending between 3 & 9 months - Children	43	158	27.2%	55.9%	59.1%	58.0%
% of FP17s for the same patient ID Re-attending between 3 & 9 months - Adults	30	97	30.9%	49.0%	51.5%	50.5%
% of FP17s for Band 1 Urgent Courses	14	247	5.7%	8.5%	8.0%	9.0%
% of FP17s Relating to Free Repair or Replacements	0	247	0.0%	0.7%	0.8%	0.8%
% of FP17s Relating to Continuations	0	247	0.0%	0.9%	1.1%	1.1%
% of Patients satisfied with the dentistry they have received	0	0	N/A	91.4%	91.6%	91.5%
% of Patients satisfied with the time they had to wait for an appointment	0	0	N/A	89.1%	88.3%	87.9%

* This is based on patients treated on this contract for their most recent course of treatment. Figures in italics indicate the base number of FP17s or Patient Questionnaire responses are less than 100. N/A is shown where the base number of responses is less than 10 during the period. % is calculated as Quantity/Base number*100

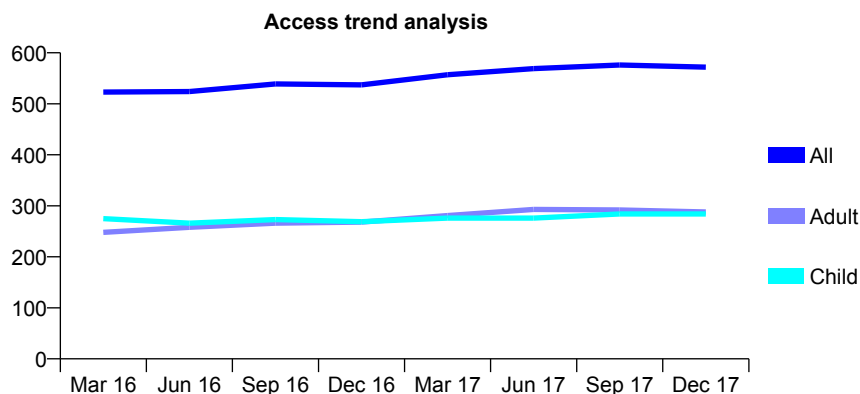
Q57 - Vital Signs At a Glance Contract Report for 577987/0002 - December 2017

Name or company name	MR K SHETH
Contract type name	GDS Contract
Purpose of contract	General
Contract start date	01/05/2007
Contract end date	

17/18 Contracted general activity (UDA)	1,700
Carry forward general activity (UDA)	0
17/18 Contracted orthodontic activity (UOA)	0
Carry forward orthodontic activity (UOA)	0
Baseline contract value	£48,785.34

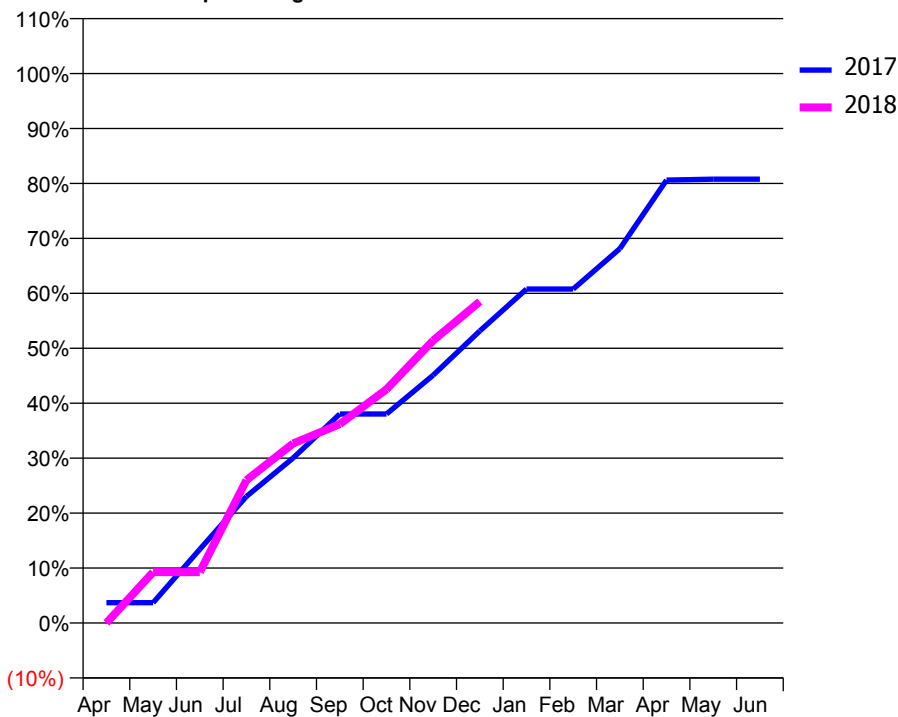
ACCESS*

Patients seen in 24 months	Total	Change since previous quarter
Quarter ending December 2016	537	
Quarter ending March 2017	557	↑
Quarter ending June 2017	569	↑
Quarter ending September 2017	576	→
Quarter ending December 2017	572	→
Variance since December 2016	6.5%	↑



ACTIVITY

Cumulative percentage of contracted UDA delivered 2017 & 2018



Month	Adjusted Scheduled Activity (UDA)	
	2017	2018
April	63	0
May	63	157
June	228	157
July	392	442
August	510	555
September	647	615
October	647	723
November	767	874
December	904	994
January	1,033	
February	1,033	
March	1,158	
April	1,370	
May	1,373	
June	1,373	

QUALITY

	Quantity	Base Number	Contract	AT	Region	England
% of FP17s for the same patient ID Re-attending within 3 months - Children	32	342	9.4%	10.3%	11.8%	12.0%
% of FP17s for the same patient ID Re-attending within 3 months - Adults	48	282	17.0%	14.5%	15.3%	15.9%
% of FP17s for the same patient ID Re-attending between 3 & 9 months - Children	170	342	49.7%	55.9%	59.1%	58.0%
% of FP17s for the same patient ID Re-attending between 3 & 9 months - Adults	104	282	36.9%	49.0%	51.5%	50.5%
% of FP17s for Band 1 Urgent Courses	42	514	8.2%	8.5%	8.0%	9.0%
% of FP17s Relating to Free Repair or Replacements	3	514	0.6%	0.7%	0.8%	0.8%
% of FP17s Relating to Continuations	11	514	2.1%	0.9%	1.1%	1.1%
% of Patients satisfied with the dentistry they have received	0	1	N/A	91.4%	91.6%	91.5%
% of Patients satisfied with the time they had to wait for an appointment	1	1	N/A	89.1%	88.3%	87.9%

* This is based on patients treated on this contract for their most recent course of treatment. Figures in italics indicate the base number of FP17s or Patient Questionnaire responses are less than 100. N/A is shown where the base number of responses is less than 10 during the period. % is calculated as Quantity/Base number*100

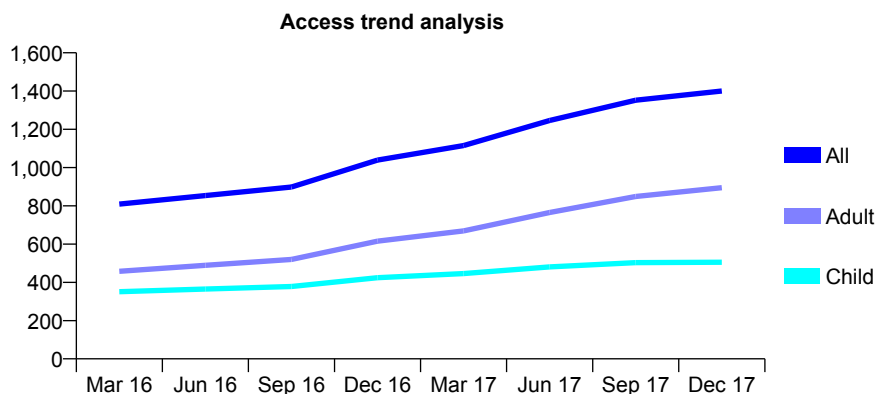
Q57 - Vital Signs At a Glance Contract Report for 616001/0001 - December 2017

Name or company name	MRS P SHARMA
Contract type name	GDS Contract
Purpose of contract	General
Contract start date	01/11/2014
Contract end date	

17/18 Contracted general activity (UDA)	2,738
Carry forward general activity (UDA)	-55
17/18 Contracted orthodontic activity (UOA)	0
Carry forward orthodontic activity (UOA)	0
Baseline contract value	£66,709.81

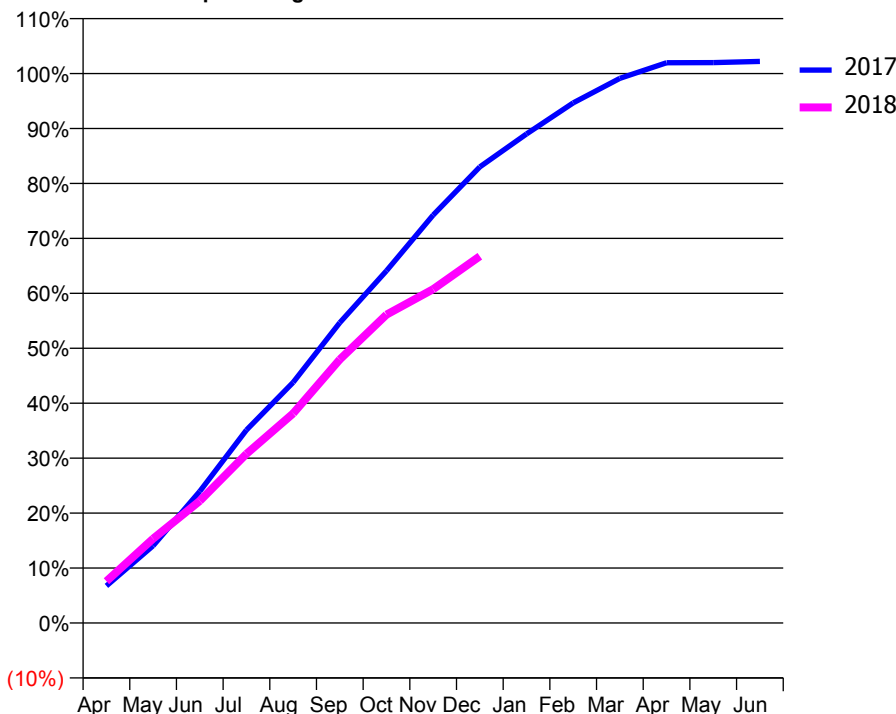
ACCESS*

Patients seen in 24 months	Total	Change since previous quarter
Quarter ending December 2016	1,039	
Quarter ending March 2017	1,115	↑
Quarter ending June 2017	1,246	↑
Quarter ending September 2017	1,352	↑
Quarter ending December 2017	1,400	↑
Variance since December 2016	34.7%	↑



ACTIVITY

Cumulative percentage of contracted UDA delivered 2017 & 2018



Month	Adjusted Scheduled Activity (UDA)	
	2017	2018
April	185	208
May	385	420
June	656	608
July	962	843
August	1,199	1,044
September	1,497	1,313
October	1,755	1,537
November	2,033	1,663
December	2,273	1,827
January	2,437	
February	2,592	
March	2,714	
April	2,792	
May	2,792	
June	2,798	

QUALITY

	Quantity	Base Number	Contract	AT	Region	England
% of FP17s for the same patient ID Re-attending within 3 months - Children	26	550	4.7%	10.3%	11.8%	12.0%
% of FP17s for the same patient ID Re-attending within 3 months - Adults	75	881	8.5%	14.5%	15.3%	15.9%
% of FP17s for the same patient ID Re-attending between 3 & 9 months - Children	308	550	56.0%	55.9%	59.1%	58.0%
% of FP17s for the same patient ID Re-attending between 3 & 9 months - Adults	385	881	43.7%	49.0%	51.5%	50.5%
% of FP17s for Band 1 Urgent Courses	78	794	9.8%	8.5%	8.0%	9.0%
% of FP17s Relating to Free Repair or Replacements	1	794	0.1%	0.7%	0.8%	0.8%
% of FP17s Relating to Continuations	0	794	0.0%	0.9%	1.1%	1.1%
% of Patients satisfied with the dentistry they have received	2	2	N/A	91.4%	91.6%	91.5%
% of Patients satisfied with the time they had to wait for an appointment	2	2	N/A	89.1%	88.3%	87.9%

* This is based on patients treated on this contract for their most recent course of treatment. Figures in italics indicate the base number of FP17s or Patient Questionnaire responses are less than 100. N/A is shown where the base number of responses is less than 10 during the period. % is calculated as Quantity/Base number*100

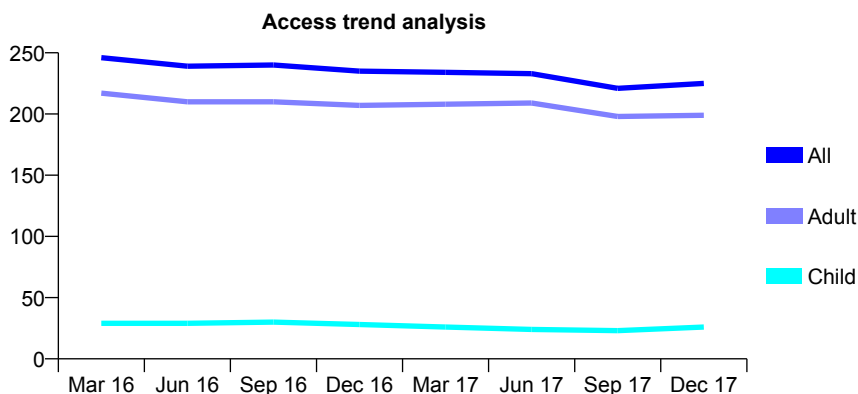
Q57 - Vital Signs At a Glance Contract Report for 618683/0001 - December 2017

Name or company name	Papineni Dental Practice
Contract type name	GDS Contract
Purpose of contract	General
Contract start date	01/04/2006
Contract end date	

17/18 Contracted general activity (UDA)	850
Carry forward general activity (UDA)	0
17/18 Contracted orthodontic activity (UOA)	0
Carry forward orthodontic activity (UOA)	0
Baseline contract value	£18,323.71

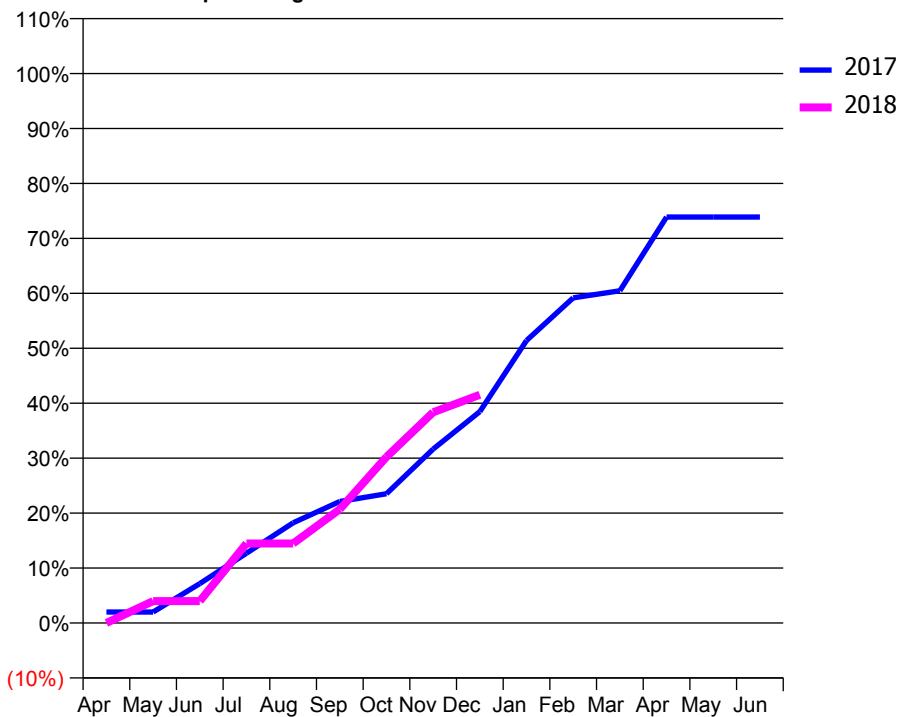
ACCESS*

Patients seen in 24 months	Total	Change since previous quarter
Quarter ending December 2016	235	
Quarter ending March 2017	234	→
Quarter ending June 2017	233	→
Quarter ending September 2017	221	↓
Quarter ending December 2017	225	→
Variance since December 2016	(4.3%)	↓



ACTIVITY

Cumulative percentage of contracted UDA delivered 2017 & 2018



Month	Adjusted Scheduled Activity (UDA)	
	2017	2018
April	17	0
May	17	34
June	61	34
July	108	123
August	155	123
September	188	176
October	200	257
November	269	326
December	327	353
January	437	
February	503	
March	514	
April	628	
May	628	
June	628	

QUALITY

	Quantity	Base Number	Contract	AT	Region	England
% of FP17s for the same patient ID Re-attending within 3 months - Children	0	30	0.0%	10.3%	11.8%	12.0%
% of FP17s for the same patient ID Re-attending within 3 months - Adults	5	247	2.0%	14.5%	15.3%	15.9%
% of FP17s for the same patient ID Re-attending between 3 & 9 months - Children	24	30	80.0%	55.9%	59.1%	58.0%
% of FP17s for the same patient ID Re-attending between 3 & 9 months - Adults	193	247	78.1%	49.0%	51.5%	50.5%
% of FP17s for Band 1 Urgent Courses	0	214	0.0%	8.5%	8.0%	9.0%
% of FP17s Relating to Free Repair or Replacements	0	214	0.0%	0.7%	0.8%	0.8%
% of FP17s Relating to Continuations	0	214	0.0%	0.9%	1.1%	1.1%
% of Patients satisfied with the dentistry they have received	0	0	N/A	91.4%	91.6%	91.5%
% of Patients satisfied with the time they had to wait for an appointment	0	0	N/A	89.1%	88.3%	87.9%

* This is based on patients treated on this contract for their most recent course of treatment. Figures in italics indicate the base number of FP17s or Patient Questionnaire responses are less than 100. N/A is shown where the base number of responses is less than 10 during the period. % is calculated as Quantity/Base number*100

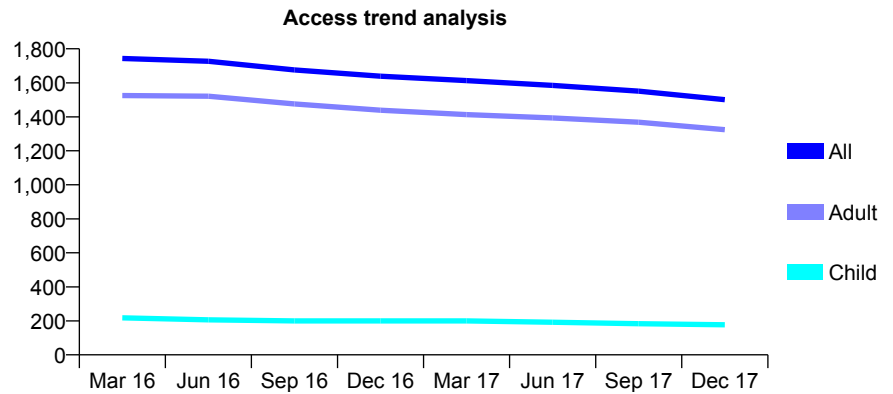
Q57 - Vital Signs At a Glance Contract Report for 618683/0002 - December 2017

Name or company name	Papineni Dental Practice
Contract type name	GDS Contract
Purpose of contract	General
Contract start date	01/04/2006
Contract end date	

17/18 Contracted general activity (UDA)	5,493
Carry forward general activity (UDA)	0
17/18 Contracted orthodontic activity (UOA)	0
Carry forward orthodontic activity (UOA)	0
Baseline contract value	£110,134.12

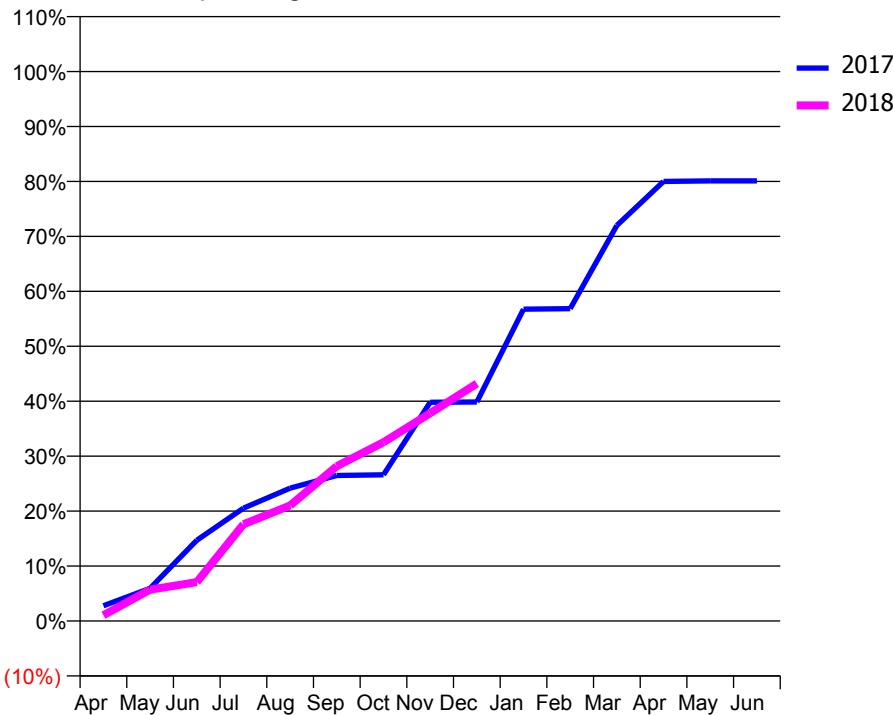
ACCESS*

Patients seen in 24 months	Total	Change since previous quarter
Quarter ending December 2016	1,639	
Quarter ending March 2017	1,613	↓
Quarter ending June 2017	1,585	↓
Quarter ending September 2017	1,551	↓
Quarter ending December 2017	1,501	↓
Variance since December 2016	(8.4%)	↓



ACTIVITY

Cumulative percentage of contracted UDA delivered 2017 & 2018



Month	Adjusted Scheduled Activity (UDA)	
	2017	2018
April	152	58
May	327	314
June	807	388
July	1,129	967
August	1,328	1,155
September	1,455	1,548
October	1,461	1,787
November	2,187	2,077
December	2,189	2,374
January	3,117	
February	3,123	
March	3,954	
April	4,394	
May	4,399	
June	4,399	

QUALITY

	Quantity	Base Number	Contract	AT	Region	England
% of FP17s for the same patient ID Re-attending within 3 months - Children	6	206	2.9%	10.3%	11.8%	12.0%
% of FP17s for the same patient ID Re-attending within 3 months - Adults	70	1,599	4.4%	14.5%	15.3%	15.9%
% of FP17s for the same patient ID Re-attending between 3 & 9 months - Children	150	206	72.8%	55.9%	59.1%	58.0%
% of FP17s for the same patient ID Re-attending between 3 & 9 months - Adults	1,315	1,599	82.2%	49.0%	51.5%	50.5%
% of FP17s for Band 1 Urgent Courses	0	1,539	0.0%	8.5%	8.0%	9.0%
% of FP17s Relating to Free Repair or Replacements	0	1,539	0.0%	0.7%	0.8%	0.8%
% of FP17s Relating to Continuations	0	1,539	0.0%	0.9%	1.1%	1.1%
% of Patients satisfied with the dentistry they have received	3	4	N/A	91.4%	91.6%	91.5%
% of Patients satisfied with the time they had to wait for an appointment	3	4	N/A	89.1%	88.3%	87.9%

* This is based on patients treated on this contract for their most recent course of treatment. Figures in italics indicate the base number of FP17s or Patient Questionnaire responses are less than 100. N/A is shown where the base number of responses is less than 10 during the period. % is calculated as Quantity/Base number*100

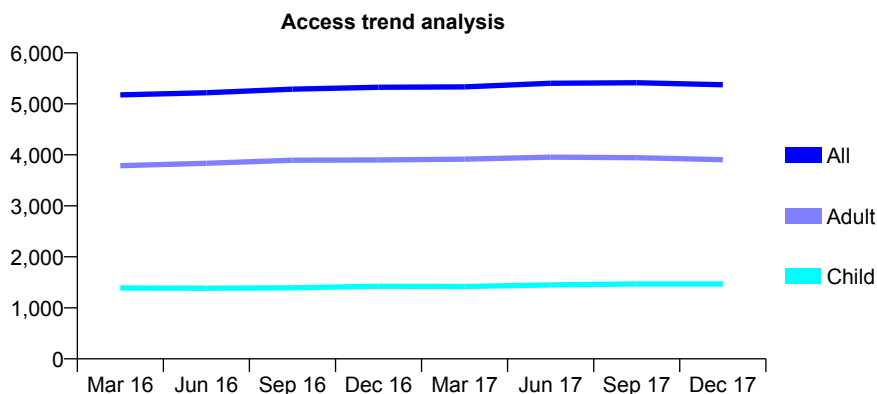
Q57 - Vital Signs At a Glance Contract Report for 631531/0003 - December 2017

Name or company name	Great Horkesley Dental Studio
Contract type name	GDS Contract
Purpose of contract	General
Contract start date	01/04/2006
Contract end date	

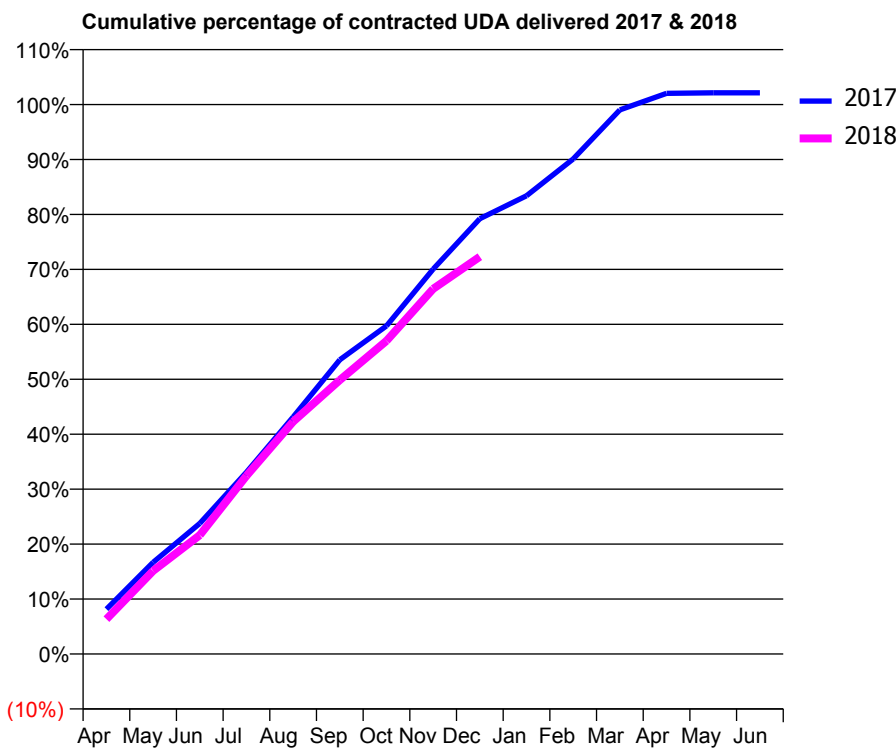
17/18 Contracted general activity (UDA)	11,071
Carry forward general activity (UDA)	-221
17/18 Contracted orthodontic activity (UOA)	0
Carry forward orthodontic activity (UOA)	0
Baseline contract value	£249,941.85

ACCESS*

Patients seen in 24 months	Total	Change since previous quarter
Quarter ending December 2016	5,324	
Quarter ending March 2017	5,333	→
Quarter ending June 2017	5,403	→
Quarter ending September 2017	5,414	→
Quarter ending December 2017	5,373	→
Variance since December 2016	0.9%	→



ACTIVITY



Month	Adjusted Scheduled Activity (UDA)	
	2017	2018
April	905	703
May	1,846	1,674
June	2,631	2,394
July	3,664	3,591
August	4,774	4,681
September	5,928	5,520
October	6,610	6,308
November	7,755	7,357
December	8,770	8,005
January	9,234	
February	9,973	
March	10,962	
April	11,296	
May	11,306	
June	11,306	

QUALITY

	Quantity	Base Number	Contract	AT	Region	England
% of FP17s for the same patient ID Re-attending within 3 months - Children	99	1,623	6.1%	10.3%	11.8%	12.0%
% of FP17s for the same patient ID Re-attending within 3 months - Adults	398	3,707	10.7%	14.5%	15.3%	15.9%
% of FP17s for the same patient ID Re-attending between 3 & 9 months - Children	1,014	1,623	62.5%	55.9%	59.1%	58.0%
% of FP17s for the same patient ID Re-attending between 3 & 9 months - Adults	1,975	3,707	53.3%	49.0%	51.5%	50.5%
% of FP17s for Band 1 Urgent Courses	369	4,505	8.2%	8.5%	8.0%	9.0%
% of FP17s Relating to Free Repair or Replacements	8	4,505	0.2%	0.7%	0.8%	0.8%
% of FP17s Relating to Continuations	35	4,505	0.8%	0.9%	1.1%	1.1%
% of Patients satisfied with the dentistry they have received	6	6	N/A	91.4%	91.6%	91.5%
% of Patients satisfied with the time they had to wait for an appointment	6	6	N/A	89.1%	88.3%	87.9%

* This is based on patients treated on this contract for their most recent course of treatment. Figures in italics indicate the base number of FP17s or Patient Questionnaire responses are less than 100. N/A is shown where the base number of responses is less than 10 during the period. % is calculated as Quantity/Base number*100

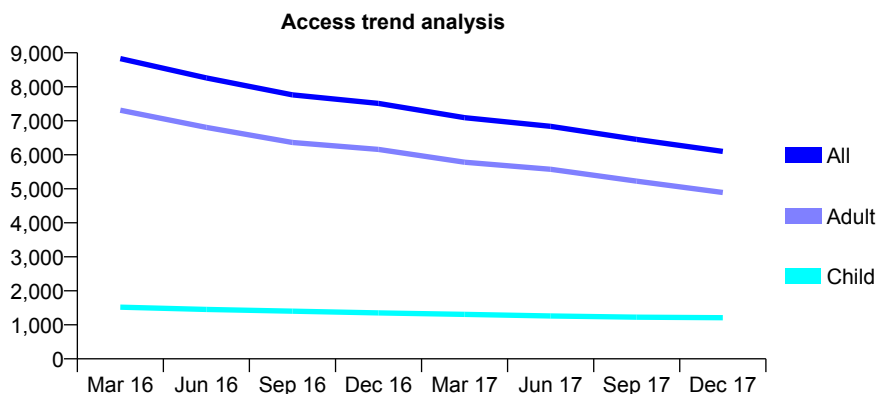
Q57 - Vital Signs At a Glance Contract Report for 635812/0001 - December 2017

Name or company name	Ford Road Dental Surgery
Contract type name	GDS Contract
Purpose of contract	General
Contract start date	01/04/2006
Contract end date	

17/18 Contracted general activity (UDA)	24,500
Carry forward general activity (UDA)	0
17/18 Contracted orthodontic activity (UOA)	0
Carry forward orthodontic activity (UOA)	0
Baseline contract value	£576,799.25

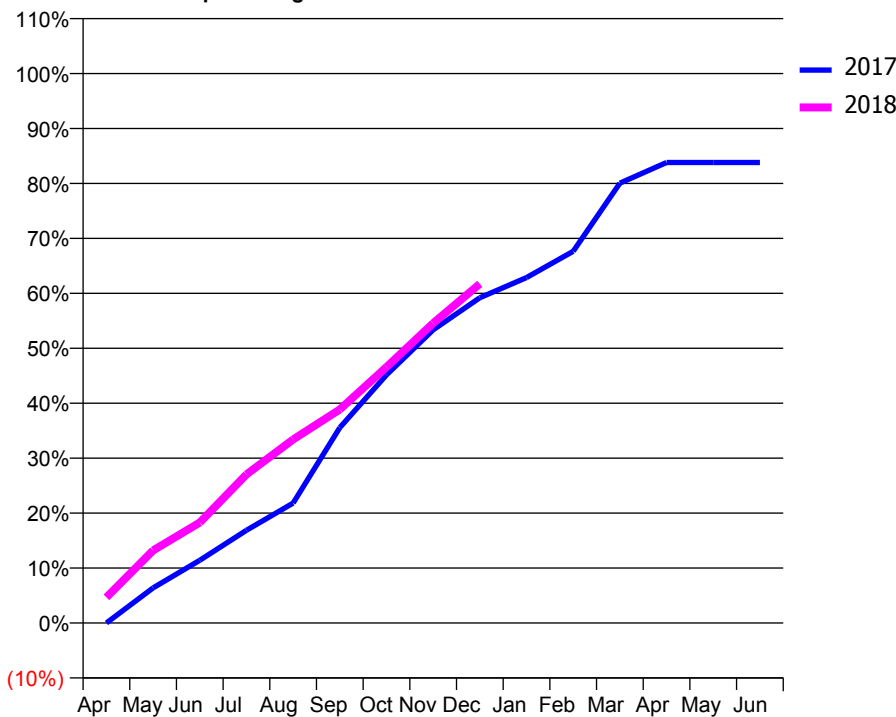
ACCESS*

Patients seen in 24 months	Total	Change since previous quarter
Quarter ending December 2016	7,510	
Quarter ending March 2017	7,092	↓
Quarter ending June 2017	6,836	↓
Quarter ending September 2017	6,452	↓
Quarter ending December 2017	6,101	↓
Variance since December 2016	(18.8%)	↓



ACTIVITY

Cumulative percentage of contracted UDA delivered 2017 & 2018



Month	Adjusted Scheduled Activity (UDA)	
	2017	2018
April	-4	1,145
May	1,567	3,237
June	2,795	4,480
July	4,134	6,628
August	5,349	8,185
September	8,711	9,519
October	11,061	11,414
November	13,070	13,366
December	14,502	15,122
January	15,404	
February	16,572	
March	19,608	
April	20,535	
May	20,535	
June	20,535	

QUALITY

	Quantity	Base Number	Contract	AT	Region	England
% of FP17s for the same patient ID Re-attending within 3 months - Children	64	1,130	5.7%	10.3%	11.8%	12.0%
% of FP17s for the same patient ID Re-attending within 3 months - Adults	493	4,121	12.0%	14.5%	15.3%	15.9%
% of FP17s for the same patient ID Re-attending between 3 & 9 months - Children	659	1,130	58.3%	55.9%	59.1%	58.0%
% of FP17s for the same patient ID Re-attending between 3 & 9 months - Adults	2,188	4,121	53.1%	49.0%	51.5%	50.5%
% of FP17s for Band 1 Urgent Courses	307	4,982	6.2%	8.5%	8.0%	9.0%
% of FP17s Relating to Free Repair or Replacements	28	4,982	0.6%	0.7%	0.8%	0.8%
% of FP17s Relating to Continuations	68	4,982	1.4%	0.9%	1.1%	1.1%
% of Patients satisfied with the dentistry they have received	9	11	81.8%	91.4%	91.6%	91.5%
% of Patients satisfied with the time they had to wait for an appointment	8	11	72.7%	89.1%	88.3%	87.9%

* This is based on patients treated on this contract for their most recent course of treatment. Figures in italics indicate the base number of FP17s or Patient Questionnaire responses are less than 100. N/A is shown where the base number of responses is less than 10 during the period. % is calculated as Quantity/Base number*100

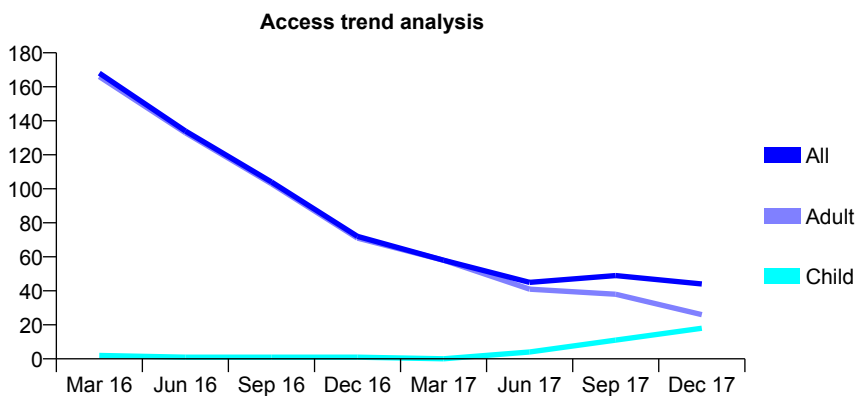
Q57 - Vital Signs At a Glance Contract Report for 649694/0003 - December 2017

Name or company name	MR SB DENNY
Contract type name	GDS Contract
Purpose of contract	General
Contract start date	01/04/2008
Contract end date	

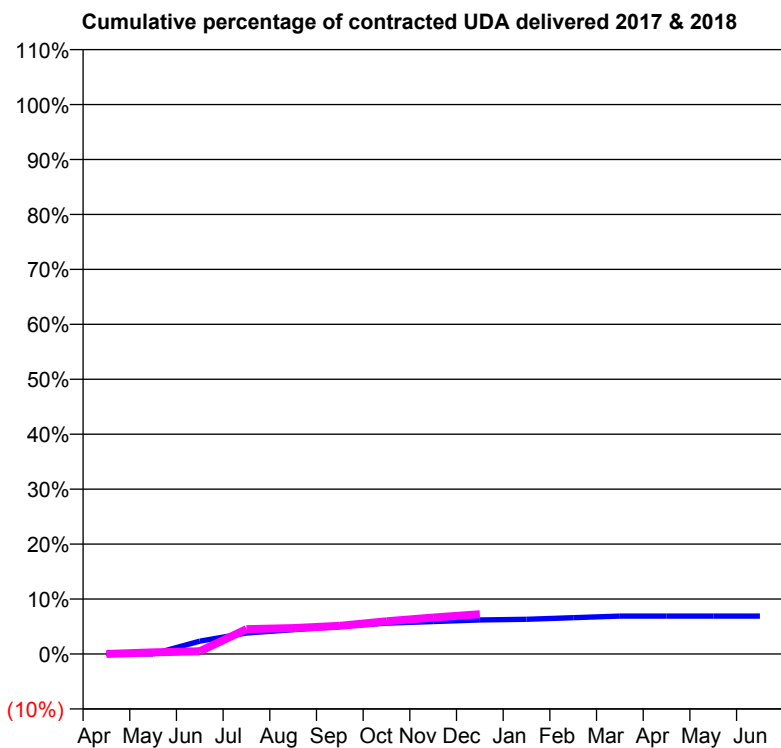
17/18 Contracted general activity (UDA)	1,020
Carry forward general activity (UDA)	0
17/18 Contracted orthodontic activity (UOA)	0
Carry forward orthodontic activity (UOA)	0
Baseline contract value	£28,732.16

ACCESS*

Patients seen in 24 months	Total	Change since previous quarter
Quarter ending December 2016	72	
Quarter ending March 2017	58	↓
Quarter ending June 2017	45	↓
Quarter ending September 2017	49	↑
Quarter ending December 2017	44	↓
Variance since December 2016	(38.9%)	↓



ACTIVITY



Month	Adjusted Scheduled Activity (UDA)	
	2017	2018
April	1	0
May	0	3
June	24	5
July	39	46
August	45	48
September	51	52
October	57	61
November	60	68
December	63	74
January	64	
February	67	
March	70	
April	70	
May	70	
June	70	

QUALITY

	Quantity	Base Number	Contract	AT	Region	England
% of FP17s for the same patient ID Re-attending within 3 months - Children	0	23	0.0%	10.3%	11.8%	12.0%
% of FP17s for the same patient ID Re-attending within 3 months - Adults	0	27	0.0%	14.5%	15.3%	15.9%
% of FP17s for the same patient ID Re-attending between 3 & 9 months - Children	1	23	4.3%	55.9%	59.1%	58.0%
% of FP17s for the same patient ID Re-attending between 3 & 9 months - Adults	4	27	14.8%	49.0%	51.5%	50.5%
% of FP17s for Band 1 Urgent Courses	5	44	11.4%	8.5%	8.0%	9.0%
% of FP17s Relating to Free Repair or Replacements	0	44	0.0%	0.7%	0.8%	0.8%
% of FP17s Relating to Continuations	0	44	0.0%	0.9%	1.1%	1.1%
% of Patients satisfied with the dentistry they have received	0	0	N/A	91.4%	91.6%	91.5%
% of Patients satisfied with the time they had to wait for an appointment	0	0	N/A	89.1%	88.3%	87.9%

* This is based on patients treated on this contract for their most recent course of treatment. Figures in italics indicate the base number of FP17s or Patient Questionnaire responses are less than 100. N/A is shown where the base number of responses is less than 10 during the period. % is calculated as Quantity/Base number*100

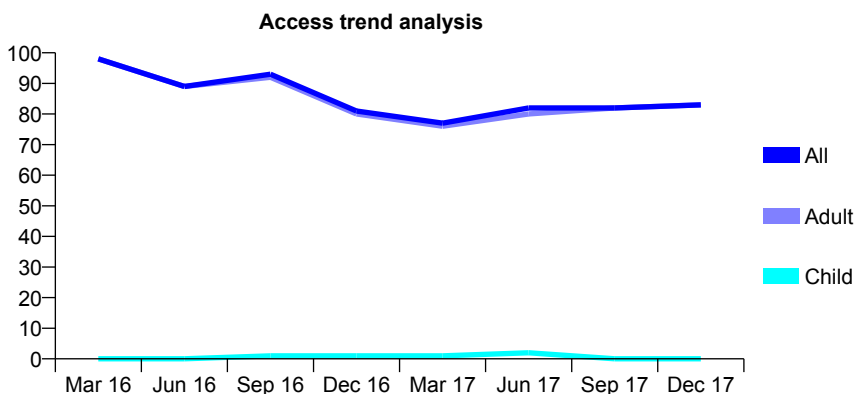
Q57 - Vital Signs At a Glance Contract Report for 649694/0004 - December 2017

Name or company name	MR SB DENNY
Contract type name	GDS Contract
Purpose of contract	General
Contract start date	01/04/2008
Contract end date	

17/18 Contracted general activity (UDA)	720
Carry forward general activity (UDA)	0
17/18 Contracted orthodontic activity (UOA)	0
Carry forward orthodontic activity (UOA)	0
Baseline contract value	£20,281.51

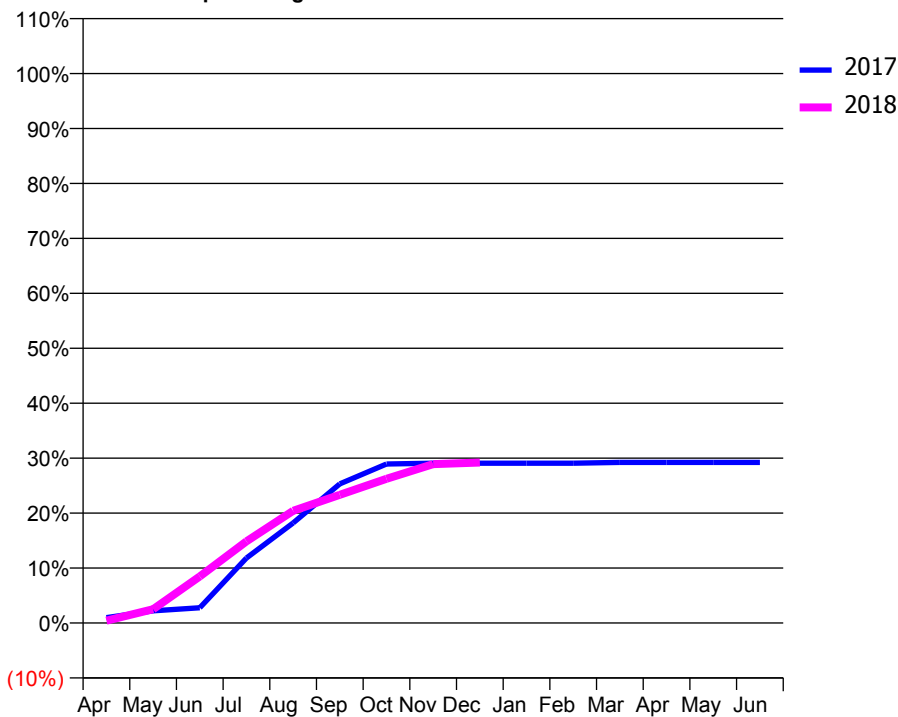
ACCESS*

Patients seen in 24 months	Total	Change since previous quarter
Quarter ending December 2016	81	
Quarter ending March 2017	77	↓
Quarter ending June 2017	82	↑
Quarter ending September 2017	82	→
Quarter ending December 2017	83	→
Variance since December 2016	2.5%	↑



ACTIVITY

Cumulative percentage of contracted UDA delivered 2017 & 2018



Month	Adjusted Scheduled Activity (UDA)	
	2017	2018
April	7	3
May	16	18
June	20	61
July	85	107
August	131	147
September	182	168
October	208	189
November	209	208
December	209	210
January	209	
February	209	
March	210	
April	210	
May	210	
June	210	

QUALITY

	Quantity	Base Number	Contract	AT	Region	England
% of FP17s for the same patient ID Re-attending within 3 months - Children	0	2	0.0%	10.3%	11.8%	12.0%
% of FP17s for the same patient ID Re-attending within 3 months - Adults	0	55	0.0%	14.5%	15.3%	15.9%
% of FP17s for the same patient ID Re-attending between 3 & 9 months - Children	0	2	0.0%	55.9%	59.1%	58.0%
% of FP17s for the same patient ID Re-attending between 3 & 9 months - Adults	9	55	16.4%	49.0%	51.5%	50.5%
% of FP17s for Band 1 Urgent Courses	1	56	1.8%	8.5%	8.0%	9.0%
% of FP17s Relating to Free Repair or Replacements	0	56	0.0%	0.7%	0.8%	0.8%
% of FP17s Relating to Continuations	0	56	0.0%	0.9%	1.1%	1.1%
% of Patients satisfied with the dentistry they have received	0	0	N/A	91.4%	91.6%	91.5%
% of Patients satisfied with the time they had to wait for an appointment	0	0	N/A	89.1%	88.3%	87.9%

* This is based on patients treated on this contract for their most recent course of treatment. Figures in italics indicate the base number of FP17s or Patient Questionnaire responses are less than 100. N/A is shown where the base number of responses is less than 10 during the period. % is calculated as Quantity/Base number*100

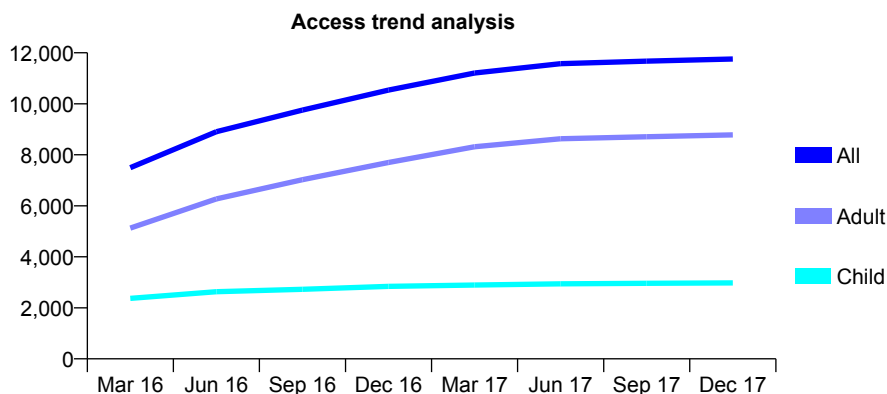
Q57 - Vital Signs At a Glance Contract Report for 649694/0019 - December 2017

Name or company name	MR SB DENNY
Contract type name	GDS Contract
Purpose of contract	General
Contract start date	01/07/2015
Contract end date	

17/18 Contracted general activity (UDA)	27,371
Carry forward general activity (UDA)	-547
17/18 Contracted orthodontic activity (UOA)	0
Carry forward orthodontic activity (UOA)	0
Baseline contract value	£739,692.20

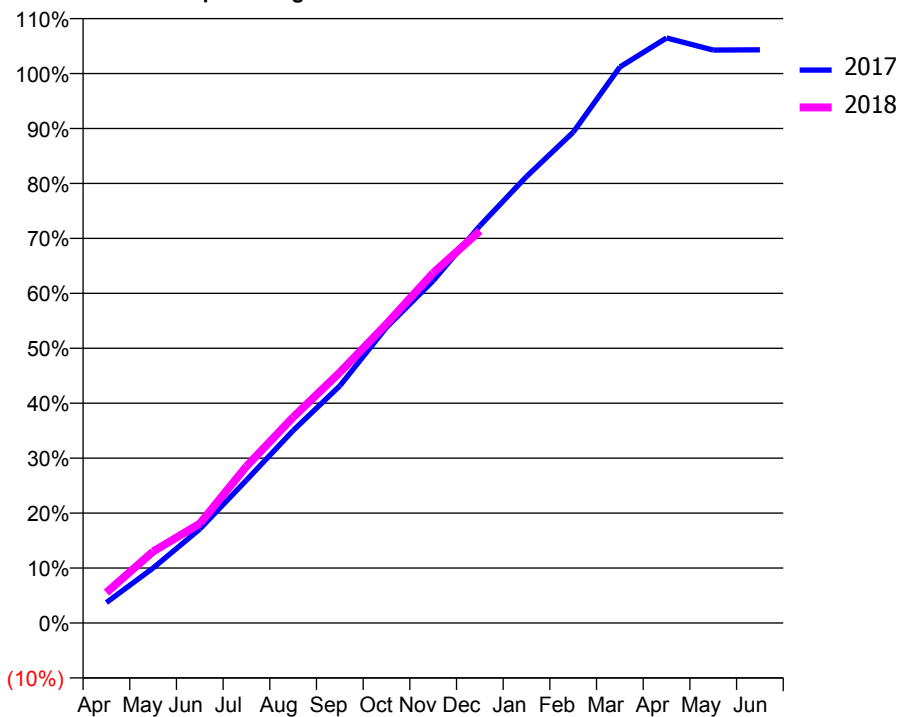
ACCESS*

Patients seen in 24 months	Total	Change since previous quarter
Quarter ending December 2016	10,540	
Quarter ending March 2017	11,206	↑
Quarter ending June 2017	11,575	↑
Quarter ending September 2017	11,671	→
Quarter ending December 2017	11,759	→
Variance since December 2016	11.6%	↑



ACTIVITY

Cumulative percentage of contracted UDA delivered 2017 & 2018



Month	Adjusted Scheduled Activity (UDA)	
	2017	2018
April	1,018	1,517
May	2,740	3,561
June	4,677	4,952
July	7,116	7,809
August	9,588	10,250
September	11,814	12,484
October	14,727	14,892
November	17,044	17,437
December	19,783	19,532
January	22,242	
February	24,445	
March	27,696	
April	29,142	
May	28,541	
June	28,548	

QUALITY

	Quantity	Base Number	Contract	AT	Region	England
% of FP17s for the same patient ID Re-attending within 3 months - Children	465	3,756	12.4%	10.3%	11.8%	12.0%
% of FP17s for the same patient ID Re-attending within 3 months - Adults	1,265	7,274	17.4%	14.5%	15.3%	15.9%
% of FP17s for the same patient ID Re-attending between 3 & 9 months - Children	2,028	3,756	54.0%	55.9%	59.1%	58.0%
% of FP17s for the same patient ID Re-attending between 3 & 9 months - Adults	3,199	7,274	44.0%	49.0%	51.5%	50.5%
% of FP17s for Band 1 Urgent Courses	1,254	9,310	13.5%	8.5%	8.0%	9.0%
% of FP17s Relating to Free Repair or Replacements	121	9,310	1.3%	0.7%	0.8%	0.8%
% of FP17s Relating to Continuations	16	9,310	0.2%	0.9%	1.1%	1.1%
% of Patients satisfied with the dentistry they have received	12	13	92.3%	91.4%	91.6%	91.5%
% of Patients satisfied with the time they had to wait for an appointment	8	13	61.5%	89.1%	88.3%	87.9%

* This is based on patients treated on this contract for their most recent course of treatment. Figures in italics indicate the base number of FP17s or Patient Questionnaire responses are less than 100. N/A is shown where the base number of responses is less than 10 during the period. % is calculated as Quantity/Base number*100

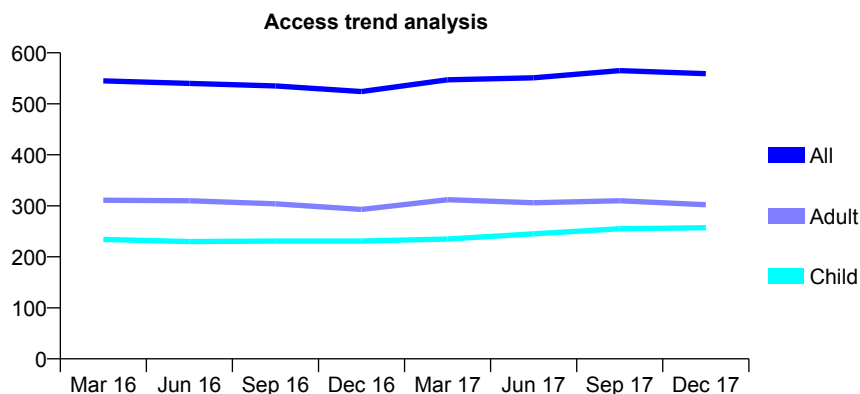
Q57 - Vital Signs At a Glance Contract Report for 651591/0001 - December 2017

Name or company name	MR PJ CANNELL
Contract type name	GDS Contract
Purpose of contract	General
Contract start date	01/04/2006
Contract end date	

17/18 Contracted general activity (UDA)	1,200
Carry forward general activity (UDA)	39
17/18 Contracted orthodontic activity (UOA)	0
Carry forward orthodontic activity (UOA)	0
Baseline contract value	£27,623.76

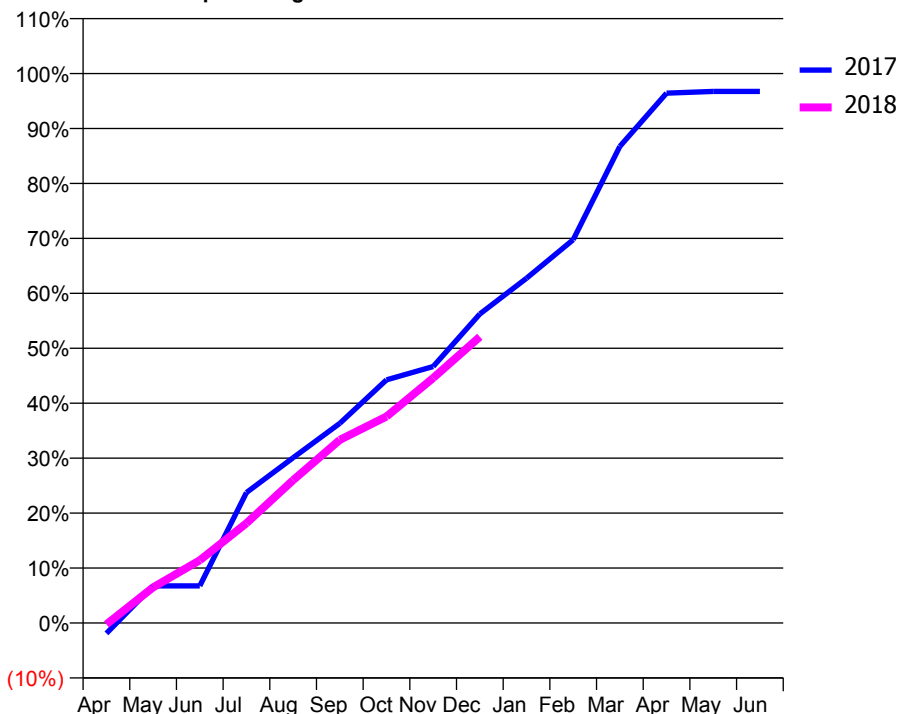
ACCESS*

Patients seen in 24 months	Total	Change since previous quarter
Quarter ending December 2016	524	
Quarter ending March 2017	547	↑
Quarter ending June 2017	551	→
Quarter ending September 2017	565	↑
Quarter ending December 2017	559	↓
Variance since December 2016	6.7%	↑



ACTIVITY

Cumulative percentage of contracted UDA delivered 2017 & 2018



Month	Adjusted Scheduled Activity (UDA)	
	2017	2018
April	-23	-3
May	81	78
June	81	137
July	285	218
August	361	312
September	436	400
October	531	451
November	560	535
December	675	625
January	753	
February	837	
March	1,041	
April	1,157	
May	1,161	
June	1,161	

QUALITY

	Quantity	Base Number	Contract	AT	Region	England
% of FP17s for the same patient ID Re-attending within 3 months - Children	18	281	6.4%	10.3%	11.8%	12.0%
% of FP17s for the same patient ID Re-attending within 3 months - Adults	21	265	7.9%	14.5%	15.3%	15.9%
% of FP17s for the same patient ID Re-attending between 3 & 9 months - Children	175	281	62.3%	55.9%	59.1%	58.0%
% of FP17s for the same patient ID Re-attending between 3 & 9 months - Adults	156	265	58.9%	49.0%	51.5%	50.5%
% of FP17s for Band 1 Urgent Courses	1	489	0.2%	8.5%	8.0%	9.0%
% of FP17s Relating to Free Repair or Replacements	0	489	0.0%	0.7%	0.8%	0.8%
% of FP17s Relating to Continuations	12	489	2.5%	0.9%	1.1%	1.1%
% of Patients satisfied with the dentistry they have received	0	0	N/A	91.4%	91.6%	91.5%
% of Patients satisfied with the time they had to wait for an appointment	0	0	N/A	89.1%	88.3%	87.9%

* This is based on patients treated on this contract for their most recent course of treatment. Figures in italics indicate the base number of FP17s or Patient Questionnaire responses are less than 100. N/A is shown where the base number of responses is less than 10 during the period. % is calculated as Quantity/Base number*100

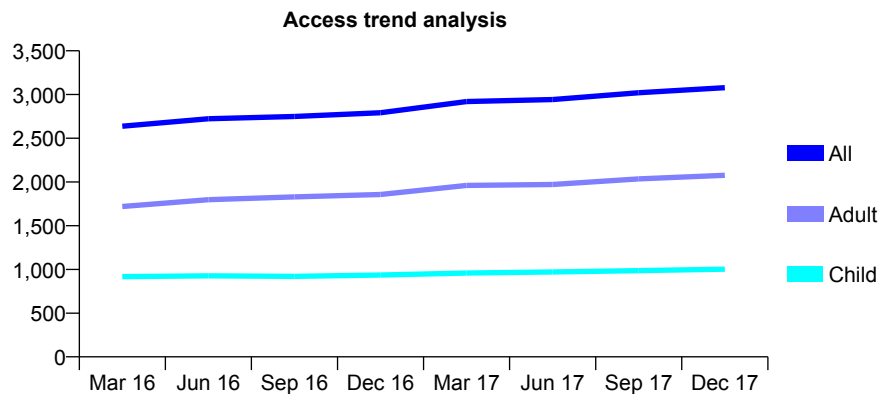
Q57 - Vital Signs At a Glance Contract Report for 652598/0001 - December 2017

Name or company name	MISS CL JONES
Contract type name	GDS Contract
Purpose of contract	General
Contract start date	01/04/2006
Contract end date	

17/18 Contracted general activity (UDA)	8,100
Carry forward general activity (UDA)	94
17/18 Contracted orthodontic activity (UOA)	0
Carry forward orthodontic activity (UOA)	0
Baseline contract value	£205,725.66

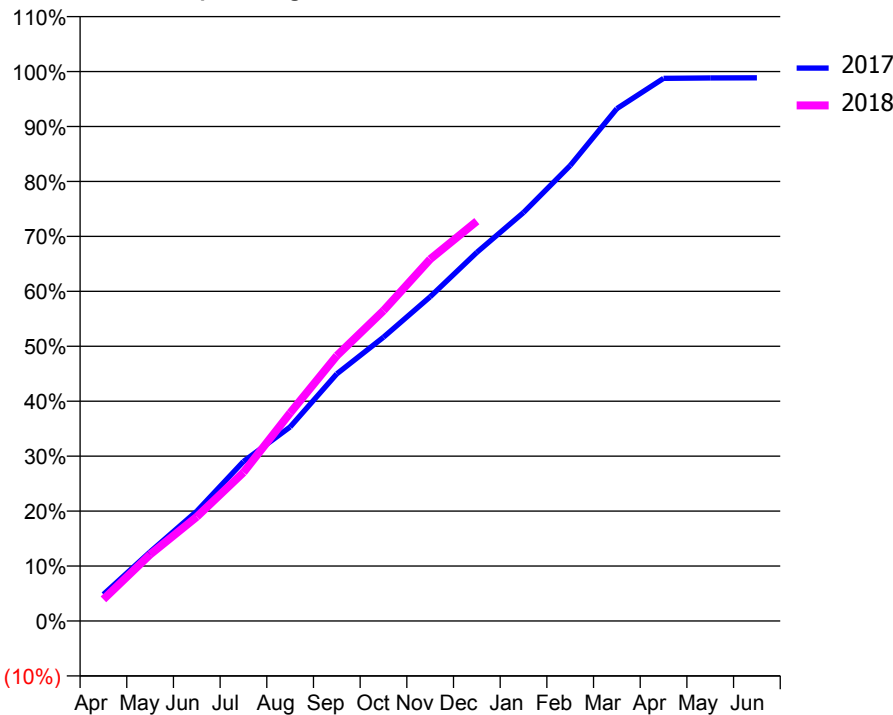
ACCESS*

Patients seen in 24 months	Total	Change since previous quarter
Quarter ending December 2016	2,792	
Quarter ending March 2017	2,919	↑
Quarter ending June 2017	2,942	→
Quarter ending September 2017	3,021	↑
Quarter ending December 2017	3,079	→
Variance since December 2016	10.3%	↑



ACTIVITY

Cumulative percentage of contracted UDA delivered 2017 & 2018



Month	Adjusted Scheduled Activity (UDA)	
	2017	2018
April	391	319
May	1,019	980
June	1,619	1,537
July	2,353	2,190
August	2,860	3,068
September	3,643	3,910
October	4,183	4,574
November	4,780	5,334
December	5,434	5,894
January	6,022	
February	6,713	
March	7,553	
April	7,999	
May	8,005	
June	8,006	

QUALITY

	Quantity	Base Number	Contract	AT	Region	England
% of FP17s for the same patient ID Re-attending within 3 months - Children	117	1,252	9.3%	10.3%	11.8%	12.0%
% of FP17s for the same patient ID Re-attending within 3 months - Adults	277	2,288	12.1%	14.5%	15.3%	15.9%
% of FP17s for the same patient ID Re-attending between 3 & 9 months - Children	844	1,252	67.4%	55.9%	59.1%	58.0%
% of FP17s for the same patient ID Re-attending between 3 & 9 months - Adults	1,325	2,288	57.9%	49.0%	51.5%	50.5%
% of FP17s for Band 1 Urgent Courses	260	3,316	7.8%	8.5%	8.0%	9.0%
% of FP17s Relating to Free Repair or Replacements	13	3,316	0.4%	0.7%	0.8%	0.8%
% of FP17s Relating to Continuations	40	3,316	1.2%	0.9%	1.1%	1.1%
% of Patients satisfied with the dentistry they have received	5	5	N/A	91.4%	91.6%	91.5%
% of Patients satisfied with the time they had to wait for an appointment	5	5	N/A	89.1%	88.3%	87.9%

* This is based on patients treated on this contract for their most recent course of treatment. Figures in italics indicate the base number of FP17s or Patient Questionnaire responses are less than 100. N/A is shown where the base number of responses is less than 10 during the period. % is calculated as Quantity/Base number*100

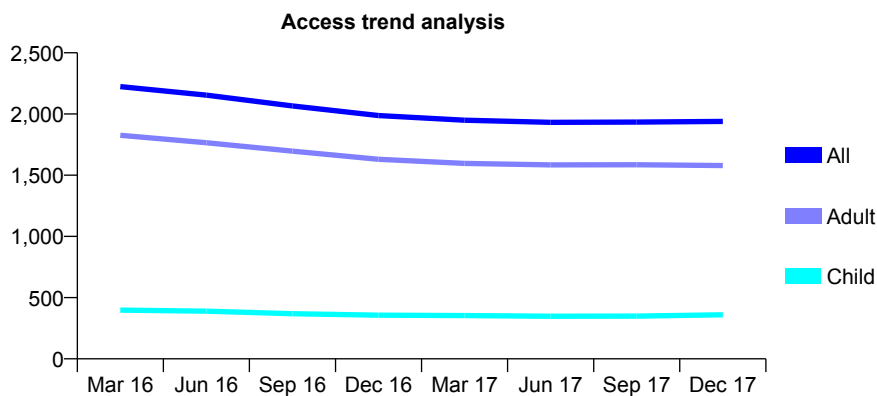
Q57 - Vital Signs At a Glance Contract Report for 656224/0001 - December 2017

Name or company name	MRS PC GOULD
Contract type name	GDS Contract
Purpose of contract	General
Contract start date	01/04/2006
Contract end date	

17/18 Contracted general activity (UDA)	5,871
Carry forward general activity (UDA)	-117
17/18 Contracted orthodontic activity (UOA)	0
Carry forward orthodontic activity (UOA)	0
Baseline contract value	£164,738.32

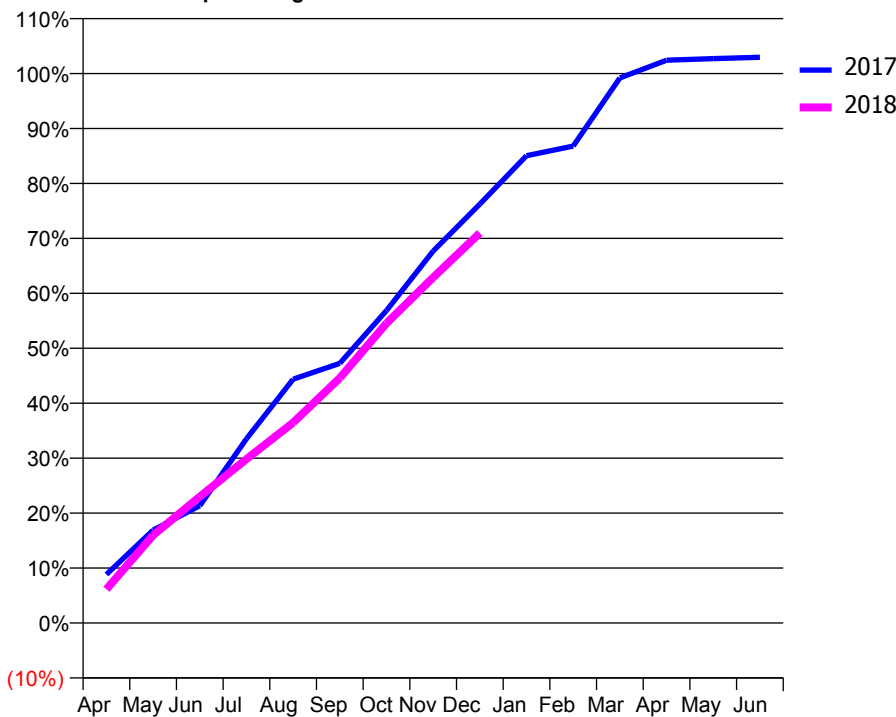
ACCESS*

Patients seen in 24 months	Total	Change since previous quarter
Quarter ending December 2016	1,987	
Quarter ending March 2017	1,949	↓
Quarter ending June 2017	1,932	→
Quarter ending September 2017	1,934	→
Quarter ending December 2017	1,939	→
Variance since December 2016	(2.4%)	↓



ACTIVITY

Cumulative percentage of contracted UDA delivered 2017 & 2018



Month	Adjusted Scheduled Activity (UDA)	
	2017	2018
April	520	362
May	993	939
June	1,253	1,349
July	1,968	1,751
August	2,606	2,141
September	2,774	2,619
October	3,339	3,201
November	3,974	3,692
December	4,476	4,167
January	4,993	
February	5,095	
March	5,823	
April	6,013	
May	6,031	
June	6,045	

QUALITY

	Quantity	Base Number	Contract	AT	Region	England
% of FP17s for the same patient ID Re-attending within 3 months - Children	43	446	9.6%	10.3%	11.8%	12.0%
% of FP17s for the same patient ID Re-attending within 3 months - Adults	216	1,801	12.0%	14.5%	15.3%	15.9%
% of FP17s for the same patient ID Re-attending between 3 & 9 months - Children	275	446	61.7%	55.9%	59.1%	58.0%
% of FP17s for the same patient ID Re-attending between 3 & 9 months - Adults	1,170	1,801	65.0%	49.0%	51.5%	50.5%
% of FP17s for Band 1 Urgent Courses	81	2,119	3.8%	8.5%	8.0%	9.0%
% of FP17s Relating to Free Repair or Replacements	4	2,119	0.2%	0.7%	0.8%	0.8%
% of FP17s Relating to Continuations	3	2,119	0.1%	0.9%	1.1%	1.1%
% of Patients satisfied with the dentistry they have received	6	6	N/A	91.4%	91.6%	91.5%
% of Patients satisfied with the time they had to wait for an appointment	5	6	N/A	89.1%	88.3%	87.9%

* This is based on patients treated on this contract for their most recent course of treatment. Figures in italics indicate the base number of FP17s or Patient Questionnaire responses are less than 100. N/A is shown where the base number of responses is less than 10 during the period. % is calculated as Quantity/Base number*100

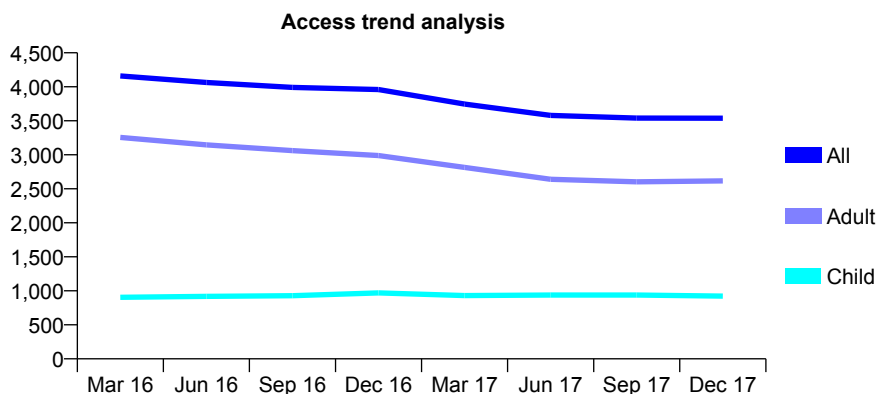
Q57 - Vital Signs At a Glance Contract Report for 678120/0001 - December 2017

Name or company name	Mr R Carbiner, Sanjay Shah and Parish Va
Contract type name	GDS Contract
Purpose of contract	General
Contract start date	01/04/2006
Contract end date	

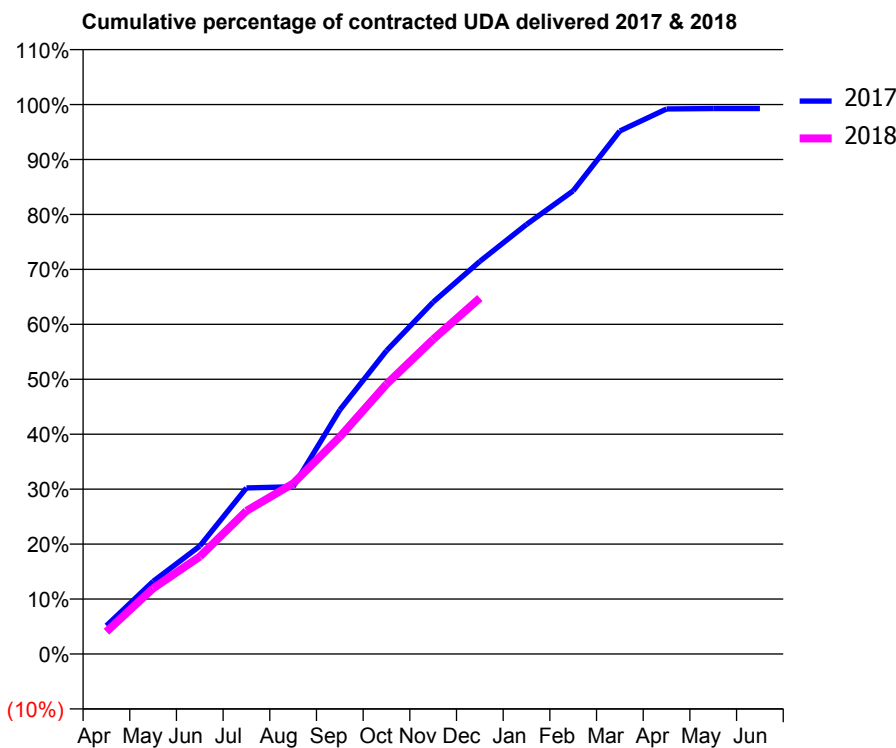
17/18 Contracted general activity (UDA)	13,838
Carry forward general activity (UDA)	0
17/18 Contracted orthodontic activity (UOA)	0
Carry forward orthodontic activity (UOA)	0
Baseline contract value	£411,718.18

ACCESS*

Patients seen in 24 months	Total	Change since previous quarter
Quarter ending December 2016	3,959	
Quarter ending March 2017	3,746	↓
Quarter ending June 2017	3,579	↓
Quarter ending September 2017	3,540	↓
Quarter ending December 2017	3,538	→
Variance since December 2016	(10.6%)	↓



ACTIVITY



Month	Adjusted Scheduled Activity (UDA)	
	2017	2018
April	715	562
May	1,828	1,654
June	2,720	2,453
July	4,182	3,604
August	4,213	4,292
September	6,146	5,470
October	7,637	6,794
November	8,865	7,924
December	9,889	8,965
January	10,818	
February	11,664	
March	13,171	
April	13,725	
May	13,736	
June	13,735	

QUALITY

	Quantity	Base Number	Contract	AT	Region	England
% of FP17s for the same patient ID Re-attending within 3 months - Children	32	769	4.2%	10.3%	11.8%	12.0%
% of FP17s for the same patient ID Re-attending within 3 months - Adults	125	1,963	6.4%	14.5%	15.3%	15.9%
% of FP17s for the same patient ID Re-attending between 3 & 9 months - Children	353	769	45.9%	55.9%	59.1%	58.0%
% of FP17s for the same patient ID Re-attending between 3 & 9 months - Adults	803	1,963	40.9%	49.0%	51.5%	50.5%
% of FP17s for Band 1 Urgent Courses	45	2,606	1.7%	8.5%	8.0%	9.0%
% of FP17s Relating to Free Repair or Replacements	2	2,606	0.1%	0.7%	0.8%	0.8%
% of FP17s Relating to Continuations	0	2,606	0.0%	0.9%	1.1%	1.1%
% of Patients satisfied with the dentistry they have received	10	12	83.3%	91.4%	91.6%	91.5%
% of Patients satisfied with the time they had to wait for an appointment	11	12	91.7%	89.1%	88.3%	87.9%

* This is based on patients treated on this contract for their most recent course of treatment. Figures in italics indicate the base number of FP17s or Patient Questionnaire responses are less than 100. N/A is shown where the base number of responses is less than 10 during the period. % is calculated as Quantity/Base number*100

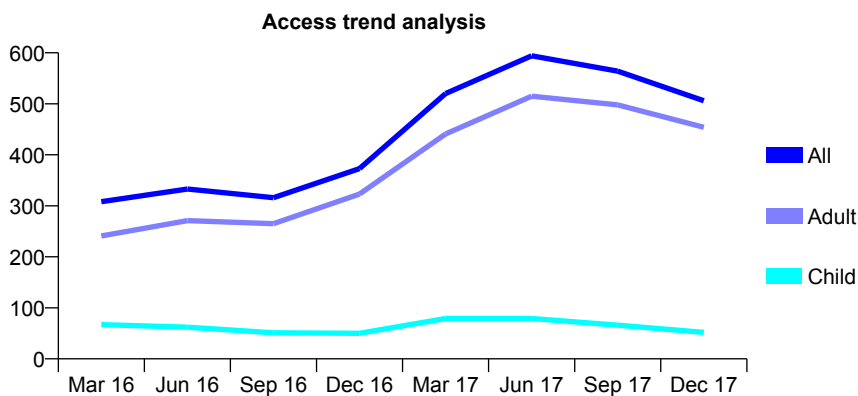
Q57 - Vital Signs At a Glance Contract Report for 678120/0003 - December 2017

Name or company name	Mr R Carbiner, Sanjay Shah and Parish Va
Contract type name	GDS Contract
Purpose of contract	General
Contract start date	01/04/2015
Contract end date	

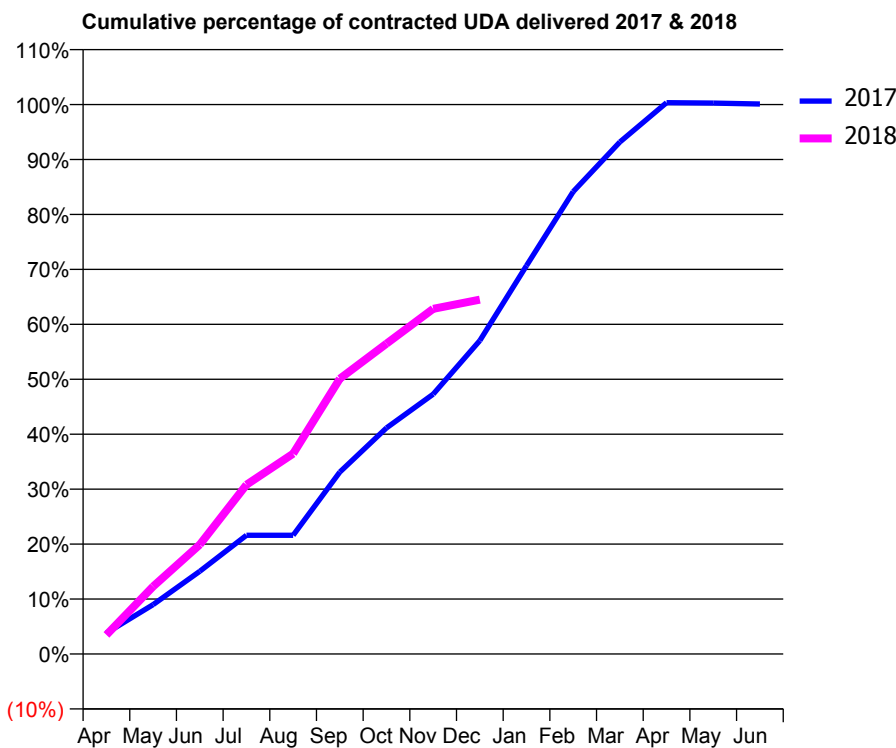
17/18 Contracted general activity (UDA)	1,287
Carry forward general activity (UDA)	0
17/18 Contracted orthodontic activity (UOA)	0
Carry forward orthodontic activity (UOA)	0
Baseline contract value	£38,291.78

ACCESS*

Patients seen in 24 months	Total	Change since previous quarter
Quarter ending December 2016	373	
Quarter ending March 2017	520	↑
Quarter ending June 2017	594	↑
Quarter ending September 2017	564	↓
Quarter ending December 2017	506	↓
Variance since December 2016	35.7%	↑



ACTIVITY



Month	Adjusted Scheduled Activity (UDA)	
	2017	2018
April	49	45
May	116	158
June	194	256
July	278	396
August	278	469
September	426	645
October	529	727
November	609	808
December	734	830
January	910	
February	1,083	
March	1,199	
April	1,291	
May	1,290	
June	1,288	

QUALITY

	Quantity	Base Number	Contract	AT	Region	England
% of FP17s for the same patient ID Re-attending within 3 months - Children	3	75	4.0%	10.3%	11.8%	12.0%
% of FP17s for the same patient ID Re-attending within 3 months - Adults	24	573	4.2%	14.5%	15.3%	15.9%
% of FP17s for the same patient ID Re-attending between 3 & 9 months - Children	2	75	2.7%	55.9%	59.1%	58.0%
% of FP17s for the same patient ID Re-attending between 3 & 9 months - Adults	12	573	2.1%	49.0%	51.5%	50.5%
% of FP17s for Band 1 Urgent Courses	525	600	87.5%	8.5%	8.0%	9.0%
% of FP17s Relating to Free Repair or Replacements	0	600	0.0%	0.7%	0.8%	0.8%
% of FP17s Relating to Continuations	0	600	0.0%	0.9%	1.1%	1.1%
% of Patients satisfied with the dentistry they have received	1	1	N/A	91.4%	91.6%	91.5%
% of Patients satisfied with the time they had to wait for an appointment	1	1	N/A	89.1%	88.3%	87.9%

* This is based on patients treated on this contract for their most recent course of treatment. Figures in italics indicate the base number of FP17s or Patient Questionnaire responses are less than 100. N/A is shown where the base number of responses is less than 10 during the period. % is calculated as Quantity/Base number*100

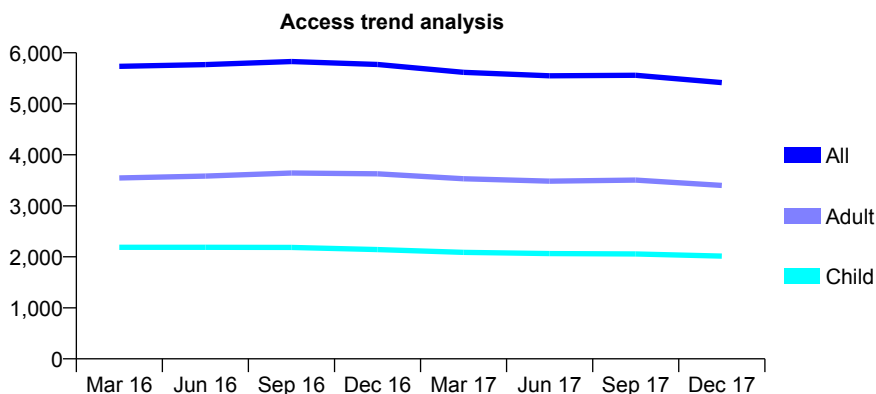
Q57 - Vital Signs At a Glance Contract Report for 678422/0001 - December 2017

Name or company name	MR SK KEANE
Contract type name	GDS Contract
Purpose of contract	General
Contract start date	01/04/2006
Contract end date	

17/18 Contracted general activity (UDA)	14,000
Carry forward general activity (UDA)	168
17/18 Contracted orthodontic activity (UOA)	0
Carry forward orthodontic activity (UOA)	0
Baseline contract value	£477,363.02

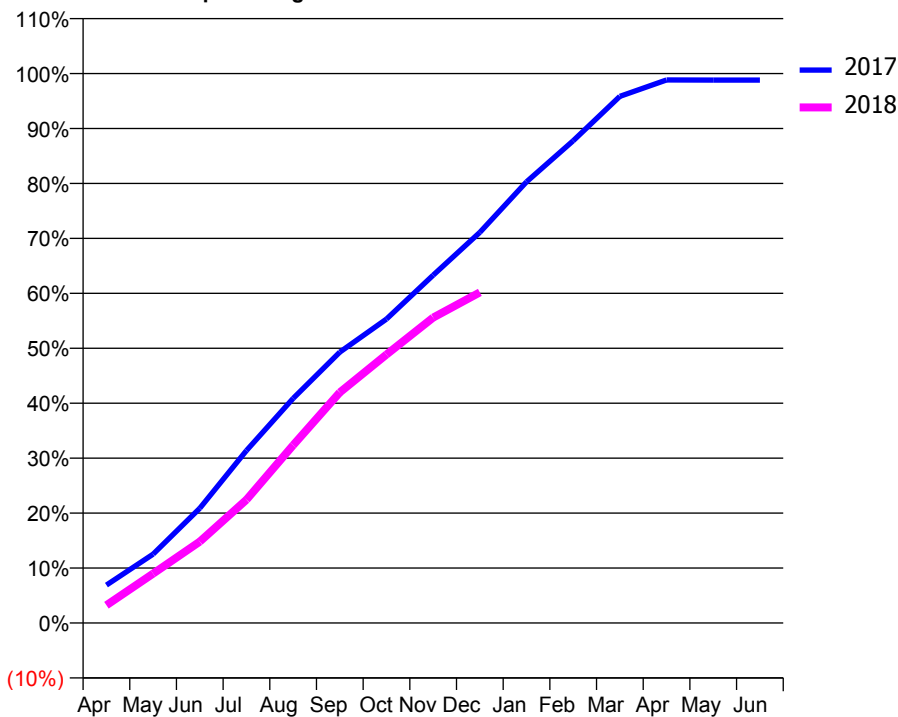
ACCESS*

Patients seen in 24 months	Total	Change since previous quarter
Quarter ending December 2016	5,771	
Quarter ending March 2017	5,618	↓
Quarter ending June 2017	5,548	↓
Quarter ending September 2017	5,560	→
Quarter ending December 2017	5,415	↓
Variance since December 2016	(6.2%)	↓



ACTIVITY

Cumulative percentage of contracted UDA delivered 2017 & 2018



Month	Adjusted Scheduled Activity (UDA)	
	2017	2018
April	966	452
May	1,754	1,257
June	2,925	2,074
July	4,395	3,142
August	5,723	4,531
September	6,903	5,875
October	7,745	6,840
November	8,861	7,783
December	9,953	8,423
January	11,240	
February	12,288	
March	13,417	
April	13,835	
May	13,831	
June	13,832	

QUALITY

	Quantity	Base Number	Contract	AT	Region	England
% of FP17s for the same patient ID Re-attending within 3 months - Children	117	2,077	5.6%	10.3%	11.8%	12.0%
% of FP17s for the same patient ID Re-attending within 3 months - Adults	413	3,011	13.7%	14.5%	15.3%	15.9%
% of FP17s for the same patient ID Re-attending between 3 & 9 months - Children	1,231	2,077	59.3%	55.9%	59.1%	58.0%
% of FP17s for the same patient ID Re-attending between 3 & 9 months - Adults	1,518	3,011	50.4%	49.0%	51.5%	50.5%
% of FP17s for Band 1 Urgent Courses	408	4,839	8.4%	8.5%	8.0%	9.0%
% of FP17s Relating to Free Repair or Replacements	21	4,839	0.4%	0.7%	0.8%	0.8%
% of FP17s Relating to Continuations	25	4,839	0.5%	0.9%	1.1%	1.1%
% of Patients satisfied with the dentistry they have received	8	8	N/A	91.4%	91.6%	91.5%
% of Patients satisfied with the time they had to wait for an appointment	8	8	N/A	89.1%	88.3%	87.9%

* This is based on patients treated on this contract for their most recent course of treatment. Figures in italics indicate the base number of FP17s or Patient Questionnaire responses are less than 100. N/A is shown where the base number of responses is less than 10 during the period. % is calculated as Quantity/Base number*100

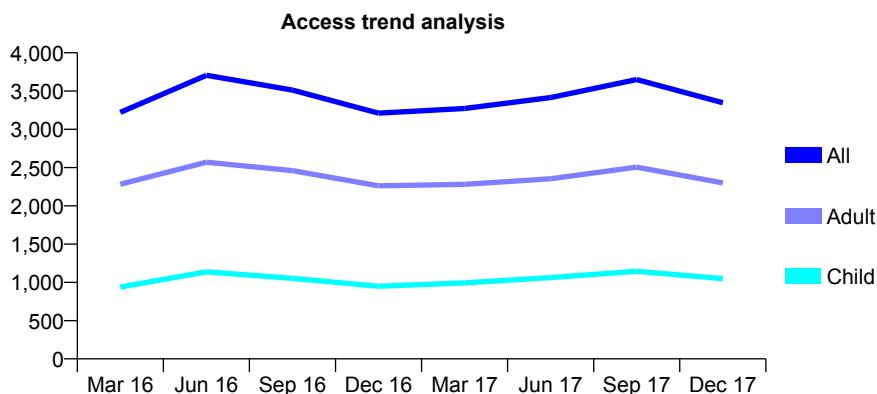
Q57 - Vital Signs At a Glance Contract Report for 679445/0001 - December 2017

Name or company name	MR M KANGI
Contract type name	GDS Contract
Purpose of contract	General
Contract start date	01/04/2006
Contract end date	

17/18 Contracted general activity (UDA)	7,354
Carry forward general activity (UDA)	-50
17/18 Contracted orthodontic activity (UOA)	0
Carry forward orthodontic activity (UOA)	0
Baseline contract value	£224,508.82

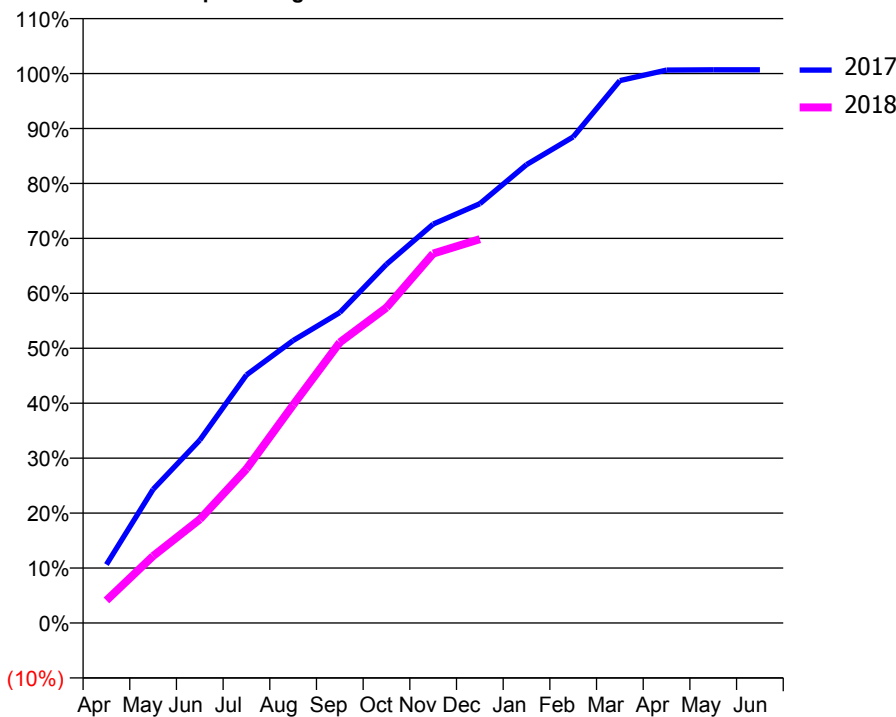
ACCESS*

Patients seen in 24 months	Total	Change since previous quarter
Quarter ending December 2016	3,211	
Quarter ending March 2017	3,272	→
Quarter ending June 2017	3,416	↑
Quarter ending September 2017	3,651	↑
Quarter ending December 2017	3,348	↓
Variance since December 2016	4.3%	↑



ACTIVITY

Cumulative percentage of contracted UDA delivered 2017 & 2018



Month	Adjusted Scheduled Activity (UDA)	
	2017	2018
April	782	303
May	1,789	896
June	2,448	1,388
July	3,320	2,062
August	3,781	2,919
September	4,156	3,756
October	4,802	4,221
November	5,339	4,944
December	5,612	5,137
January	6,134	
February	6,505	
March	7,259	
April	7,400	
May	7,404	
June	7,404	

QUALITY

	Quantity	Base Number	Contract	AT	Region	England
% of FP17s for the same patient ID Re-attending within 3 months - Children	39	1,066	3.7%	10.3%	11.8%	12.0%
% of FP17s for the same patient ID Re-attending within 3 months - Adults	81	1,748	4.6%	14.5%	15.3%	15.9%
% of FP17s for the same patient ID Re-attending between 3 & 9 months - Children	328	1,066	30.8%	55.9%	59.1%	58.0%
% of FP17s for the same patient ID Re-attending between 3 & 9 months - Adults	365	1,748	20.9%	49.0%	51.5%	50.5%
% of FP17s for Band 1 Urgent Courses	178	2,724	6.5%	8.5%	8.0%	9.0%
% of FP17s Relating to Free Repair or Replacements	1	2,724	0.0%	0.7%	0.8%	0.8%
% of FP17s Relating to Continuations	15	2,724	0.6%	0.9%	1.1%	1.1%
% of Patients satisfied with the dentistry they have received	10	14	71.4%	91.4%	91.6%	91.5%
% of Patients satisfied with the time they had to wait for an appointment	9	14	64.3%	89.1%	88.3%	87.9%

* This is based on patients treated on this contract for their most recent course of treatment. Figures in italics indicate the base number of FP17s or Patient Questionnaire responses are less than 100. N/A is shown where the base number of responses is less than 10 during the period. % is calculated as Quantity/Base number*100

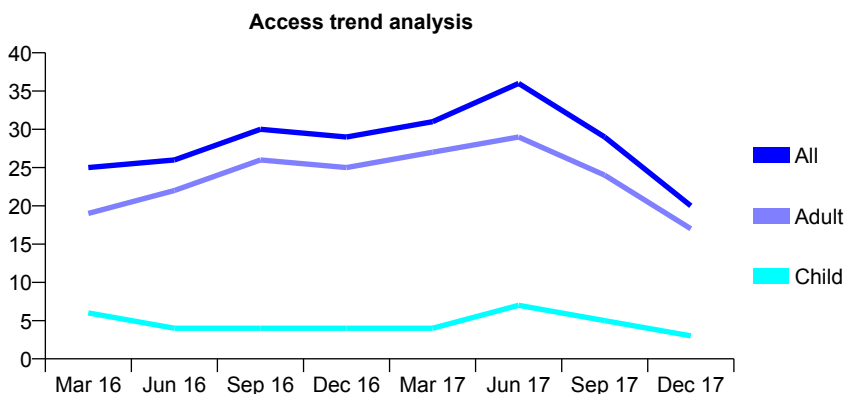
Q57 - Vital Signs At a Glance Contract Report for 679445/0007 - December 2017

Name or company name	MR M KANGI
Contract type name	GDS Contract
Purpose of contract	General
Contract start date	01/04/2015
Contract end date	

17/18 Contracted general activity (UDA)	46
Carry forward general activity (UDA)	0
17/18 Contracted orthodontic activity (UOA)	0
Carry forward orthodontic activity (UOA)	0
Baseline contract value	£1,410.93

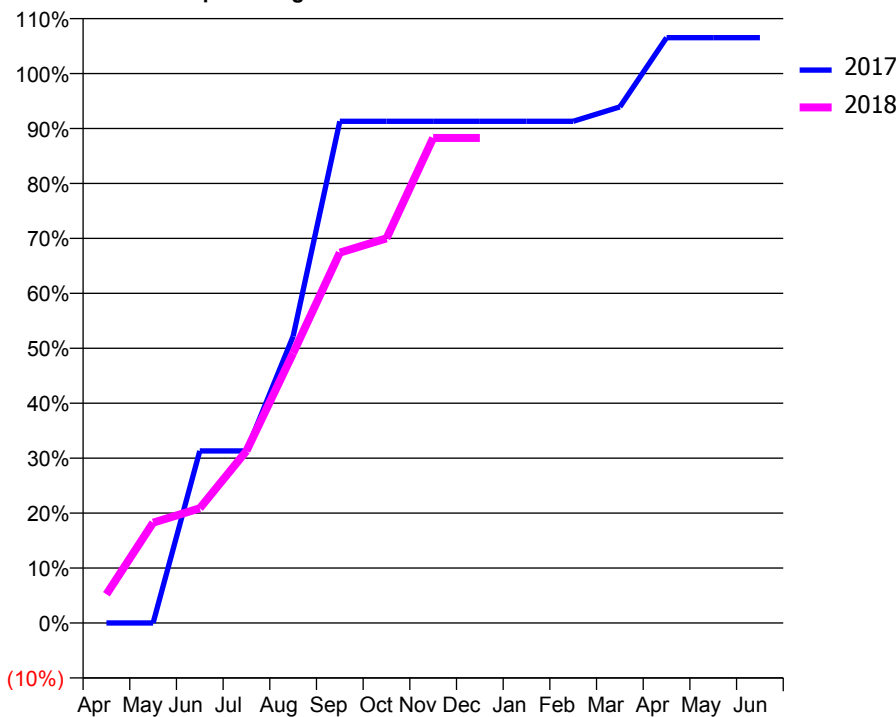
ACCESS*

Patients seen in 24 months	Total	Change since previous quarter
Quarter ending December 2016	29	
Quarter ending March 2017	31	↑
Quarter ending June 2017	36	↑
Quarter ending September 2017	29	↓
Quarter ending December 2017	20	↓
Variance since December 2016	(31.0%)	↓



ACTIVITY

Cumulative percentage of contracted UDA delivered 2017 & 2018



Adjusted Scheduled Activity (UDA)

Month	2017	2018
April	0	2
May	0	8
June	14	10
July	14	14
August	24	23
September	42	31
October	42	32
November	42	41
December	42	41
January	42	
February	42	
March	43	
April	49	
May	49	
June	49	

QUALITY

	Quantity	Base Number	Contract	AT	Region	England
% of FP17s for the same patient ID Re-attending within 3 months - Children	0	6	0.0%	10.3%	11.8%	12.0%
% of FP17s for the same patient ID Re-attending within 3 months - Adults	0	33	0.0%	14.5%	15.3%	15.9%
% of FP17s for the same patient ID Re-attending between 3 & 9 months - Children	0	6	0.0%	55.9%	59.1%	58.0%
% of FP17s for the same patient ID Re-attending between 3 & 9 months - Adults	0	33	0.0%	49.0%	51.5%	50.5%
% of FP17s for Band 1 Urgent Courses	33	34	97.1%	8.5%	8.0%	9.0%
% of FP17s Relating to Free Repair or Replacements	0	34	0.0%	0.7%	0.8%	0.8%
% of FP17s Relating to Continuations	0	34	0.0%	0.9%	1.1%	1.1%
% of Patients satisfied with the dentistry they have received	0	0	N/A	91.4%	91.6%	91.5%
% of Patients satisfied with the time they had to wait for an appointment	0	0	N/A	89.1%	88.3%	87.9%

* This is based on patients treated on this contract for their most recent course of treatment. Figures in italics indicate the base number of FP17s or Patient Questionnaire responses are less than 100. N/A is shown where the base number of responses is less than 10 during the period. % is calculated as Quantity/Base number*100

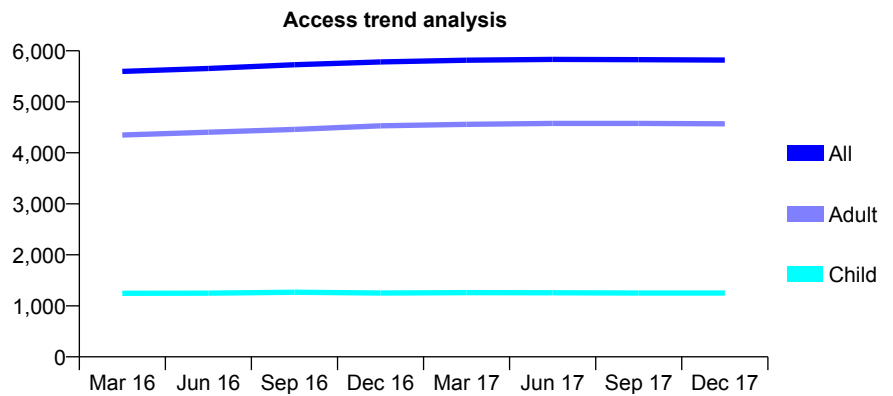
Q57 - Vital Signs At a Glance Contract Report for 684007/0001 - December 2017

Name or company name	MR EL SCHNEL
Contract type name	GDS Contract
Purpose of contract	General
Contract start date	01/04/2006
Contract end date	

17/18 Contracted general activity (UDA)	16,250
Carry forward general activity (UDA)	-99
17/18 Contracted orthodontic activity (UOA)	0
Carry forward orthodontic activity (UOA)	0
Baseline contract value	£515,108.31

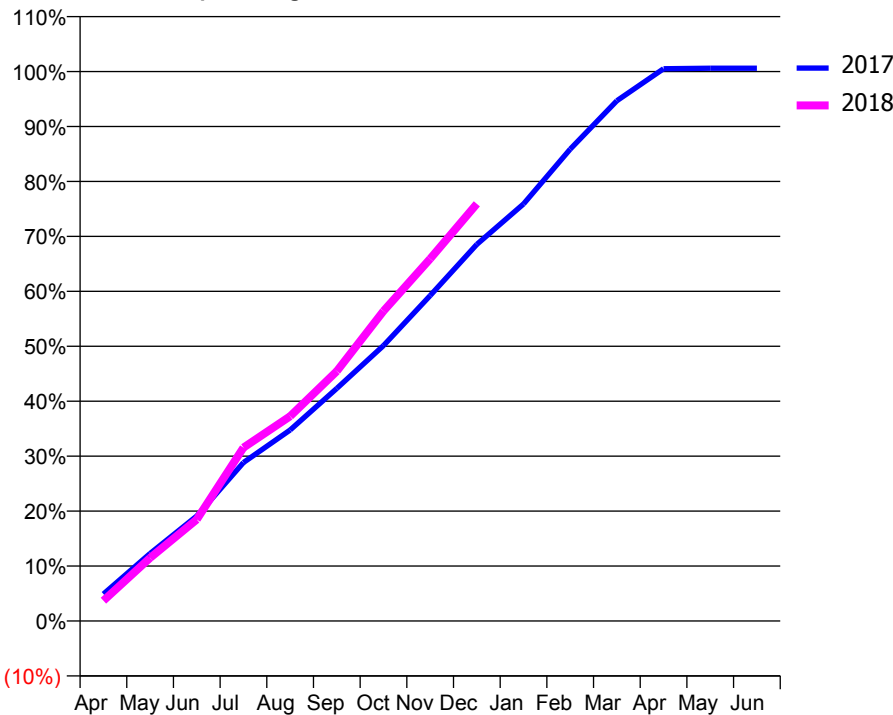
ACCESS*

Patients seen in 24 months	Total	Change since previous quarter
Quarter ending December 2016	5,781	
Quarter ending March 2017	5,816	→
Quarter ending June 2017	5,832	→
Quarter ending September 2017	5,826	→
Quarter ending December 2017	5,818	→
Variance since December 2016	0.6%	→



ACTIVITY

Cumulative percentage of contracted UDA delivered 2017 & 2018



Month	Adjusted Scheduled Activity (UDA)	
	2017	2018
April	797	603
May	1,996	1,867
June	3,107	3,004
July	4,686	5,126
August	5,650	6,054
September	6,879	7,388
October	8,146	9,166
November	9,626	10,711
December	11,138	12,338
January	12,332	
February	13,952	
March	15,386	
April	16,330	
May	16,349	
June	16,349	

QUALITY

	Quantity	Base Number	Contract	AT	Region	England
% of FP17s for the same patient ID Re-attending within 3 months - Children	94	1,341	7.0%	10.3%	11.8%	12.0%
% of FP17s for the same patient ID Re-attending within 3 months - Adults	688	4,546	15.1%	14.5%	15.3%	15.9%
% of FP17s for the same patient ID Re-attending between 3 & 9 months - Children	770	1,341	57.4%	55.9%	59.1%	58.0%
% of FP17s for the same patient ID Re-attending between 3 & 9 months - Adults	2,224	4,546	48.9%	49.0%	51.5%	50.5%
% of FP17s for Band 1 Urgent Courses	330	5,482	6.0%	8.5%	8.0%	9.0%
% of FP17s Relating to Free Repair or Replacements	50	5,482	0.9%	0.7%	0.8%	0.8%
% of FP17s Relating to Continuations	100	5,482	1.8%	0.9%	1.1%	1.1%
% of Patients satisfied with the dentistry they have received	15	15	100.0%	91.4%	91.6%	91.5%
% of Patients satisfied with the time they had to wait for an appointment	13	15	86.7%	89.1%	88.3%	87.9%

* This is based on patients treated on this contract for their most recent course of treatment. Figures in italics indicate the base number of FP17s or Patient Questionnaire responses are less than 100. N/A is shown where the base number of responses is less than 10 during the period. % is calculated as Quantity/Base number*100

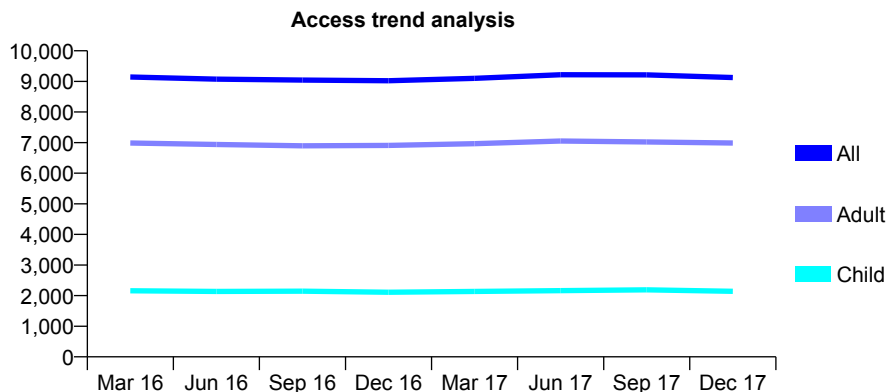
Q57 - Vital Signs At a Glance Contract Report for 685364/0002 - December 2017

Name or company name	MRS G SENNIK
Contract type name	GDS Contract
Purpose of contract	General
Contract start date	01/04/2006
Contract end date	

17/18 Contracted general activity (UDA)	29,000
Carry forward general activity (UDA)	983
17/18 Contracted orthodontic activity (UOA)	0
Carry forward orthodontic activity (UOA)	0
Baseline contract value	£878,158.16

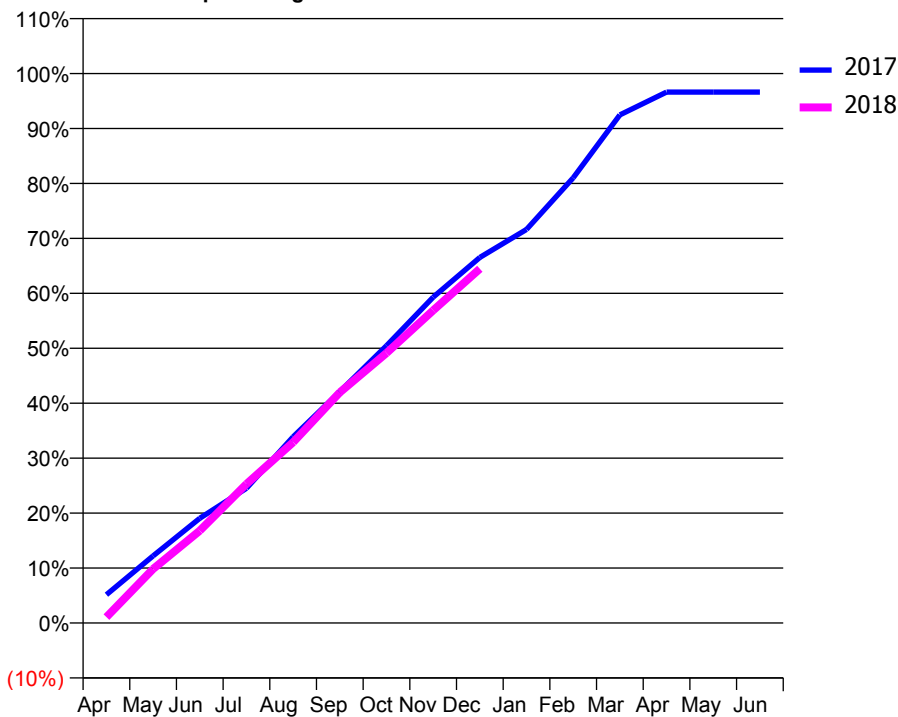
ACCESS*

Patients seen in 24 months	Total	Change since previous quarter
Quarter ending December 2016	9,022	
Quarter ending March 2017	9,102	→
Quarter ending June 2017	9,217	→
Quarter ending September 2017	9,212	→
Quarter ending December 2017	9,128	→
Variance since December 2016	1.2%	→



ACTIVITY

Cumulative percentage of contracted UDA delivered 2017 & 2018



Month	Adjusted Scheduled Activity (UDA)	
	2017	2018
April	1,498	314
May	3,541	2,852
June	5,531	4,873
July	7,113	7,334
August	9,825	9,541
September	12,214	12,174
October	14,636	14,246
November	17,192	16,500
December	19,294	18,698
January	20,772	
February	23,498	
March	26,819	
April	28,022	
May	28,017	
June	28,017	

QUALITY

	Quantity	Base Number	Contract	AT	Region	England
% of FP17s for the same patient ID Re-attending within 3 months - Children	116	2,155	5.4%	10.3%	11.8%	12.0%
% of FP17s for the same patient ID Re-attending within 3 months - Adults	818	6,463	12.7%	14.5%	15.3%	15.9%
% of FP17s for the same patient ID Re-attending between 3 & 9 months - Children	1,126	2,155	52.3%	55.9%	59.1%	58.0%
% of FP17s for the same patient ID Re-attending between 3 & 9 months - Adults	3,068	6,463	47.5%	49.0%	51.5%	50.5%
% of FP17s for Band 1 Urgent Courses	753	8,212	9.2%	8.5%	8.0%	9.0%
% of FP17s Relating to Free Repair or Replacements	82	8,212	1.0%	0.7%	0.8%	0.8%
% of FP17s Relating to Continuations	40	8,212	0.5%	0.9%	1.1%	1.1%
% of Patients satisfied with the dentistry they have received	18	18	100.0%	91.4%	91.6%	91.5%
% of Patients satisfied with the time they had to wait for an appointment	18	18	100.0%	89.1%	88.3%	87.9%

* This is based on patients treated on this contract for their most recent course of treatment. Figures in italics indicate the base number of FP17s or Patient Questionnaire responses are less than 100. N/A is shown where the base number of responses is less than 10 during the period. % is calculated as Quantity/Base number*100

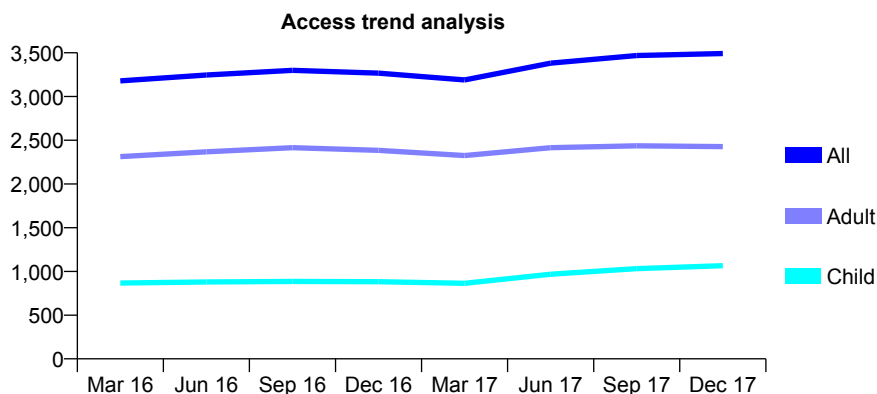
Q57 - Vital Signs At a Glance Contract Report for 686212/0001 - December 2017

Name or company name	MISS IO AMRORE
Contract type name	GDS Contract
Purpose of contract	General
Contract start date	01/04/2006
Contract end date	

17/18 Contracted general activity (UDA)	8,814
Carry forward general activity (UDA)	51
17/18 Contracted orthodontic activity (UOA)	0
Carry forward orthodontic activity (UOA)	0
Baseline contract value	£221,754.53

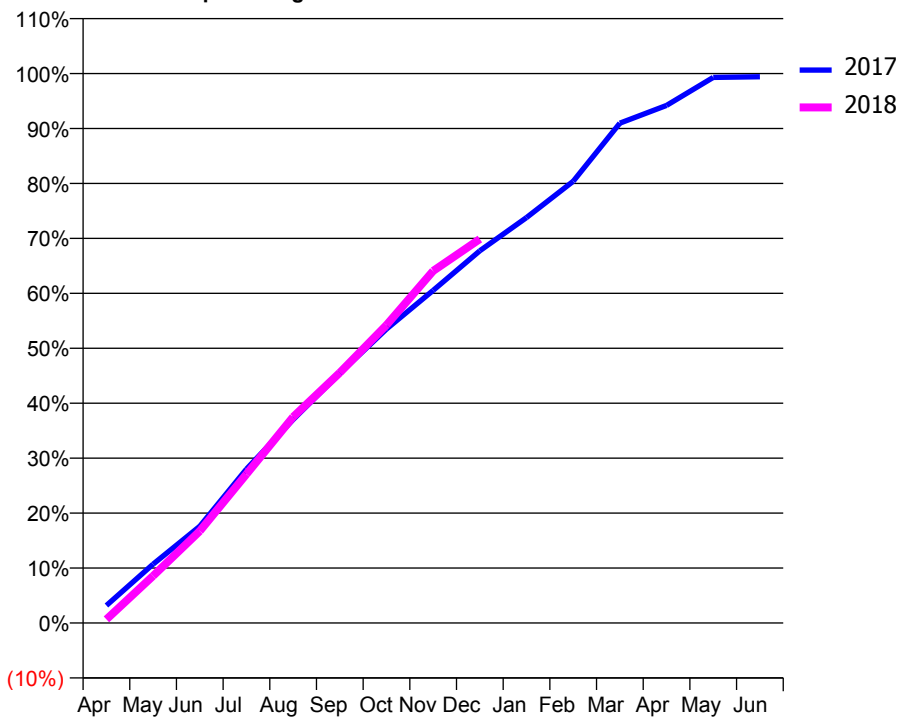
ACCESS*

Patients seen in 24 months	Total	Change since previous quarter
Quarter ending December 2016	3,268	
Quarter ending March 2017	3,189	↓
Quarter ending June 2017	3,382	↑
Quarter ending September 2017	3,469	↑
Quarter ending December 2017	3,492	→
Variance since December 2016	6.9%	↑



ACTIVITY

Cumulative percentage of contracted UDA delivered 2017 & 2018



Month	Adjusted Scheduled Activity (UDA)	
	2017	2018
April	282	59
May	944	757
June	1,551	1,474
July	2,470	2,389
August	3,263	3,306
September	4,004	4,016
October	4,716	4,780
November	5,336	5,649
December	5,972	6,159
January	6,503	
February	7,085	
March	8,018	
April	8,302	
May	8,751	
June	8,763	

QUALITY

	Quantity	Base Number	Contract	AT	Region	England
% of FP17s for the same patient ID Re-attending within 3 months - Children	66	983	6.7%	10.3%	11.8%	12.0%
% of FP17s for the same patient ID Re-attending within 3 months - Adults	297	2,077	14.3%	14.5%	15.3%	15.9%
% of FP17s for the same patient ID Re-attending between 3 & 9 months - Children	318	983	32.3%	55.9%	59.1%	58.0%
% of FP17s for the same patient ID Re-attending between 3 & 9 months - Adults	710	2,077	34.2%	49.0%	51.5%	50.5%
% of FP17s for Band 1 Urgent Courses	260	2,751	9.5%	8.5%	8.0%	9.0%
% of FP17s Relating to Free Repair or Replacements	12	2,751	0.4%	0.7%	0.8%	0.8%
% of FP17s Relating to Continuations	24	2,751	0.9%	0.9%	1.1%	1.1%
% of Patients satisfied with the dentistry they have received	3	4	N/A	91.4%	91.6%	91.5%
% of Patients satisfied with the time they had to wait for an appointment	3	4	N/A	89.1%	88.3%	87.9%

* This is based on patients treated on this contract for their most recent course of treatment. Figures in italics indicate the base number of FP17s or Patient Questionnaire responses are less than 100. N/A is shown where the base number of responses is less than 10 during the period. % is calculated as Quantity/Base number*100

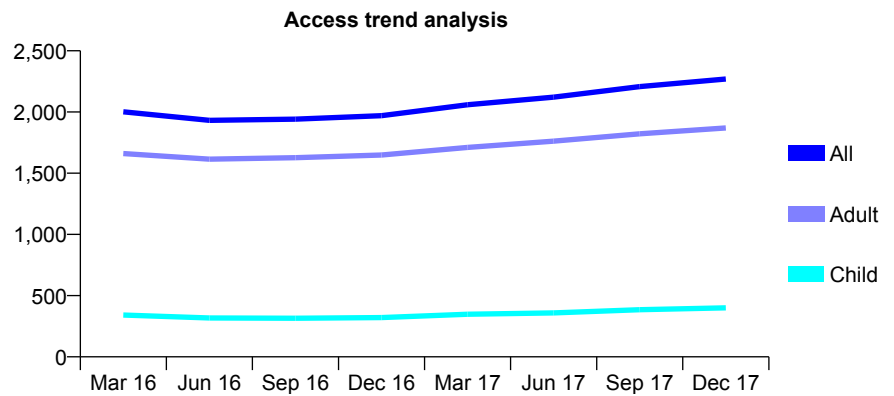
Q57 - Vital Signs At a Glance Contract Report for 691968/0001 - December 2017

Name or company name	The Hollies Dental Practice
Contract type name	GDS Contract
Purpose of contract	General
Contract start date	01/05/2012
Contract end date	

17/18 Contracted general activity (UDA)	8,676
Carry forward general activity (UDA)	848
17/18 Contracted orthodontic activity (UOA)	0
Carry forward orthodontic activity (UOA)	0
Baseline contract value	£201,126.97

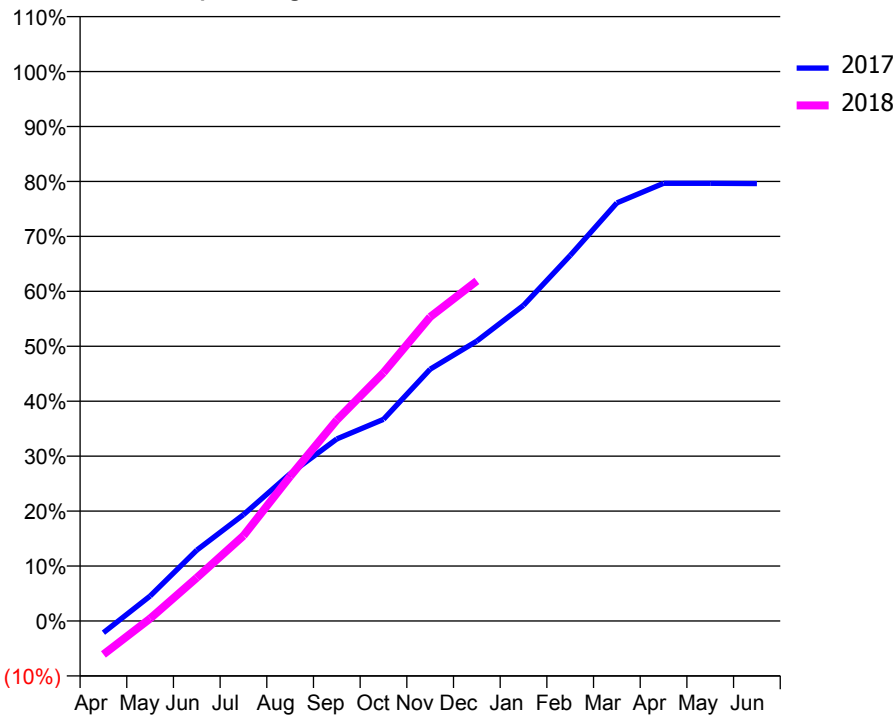
ACCESS*

Patients seen in 24 months	Total	Change since previous quarter
Quarter ending December 2016	1,970	
Quarter ending March 2017	2,059	↑
Quarter ending June 2017	2,121	↑
Quarter ending September 2017	2,207	↑
Quarter ending December 2017	2,270	↑
Variance since December 2016	15.2%	↑



ACTIVITY

Cumulative percentage of contracted UDA delivered 2017 & 2018



Month	Adjusted Scheduled Activity (UDA)	
	2017	2018
April	-187	-529
May	395	39
June	1,120	684
July	1,680	1,347
August	2,326	2,283
September	2,875	3,174
October	3,184	3,921
November	3,976	4,801
December	4,420	5,370
January	4,984	
February	5,772	
March	6,602	
April	6,911	
May	6,911	
June	6,908	

QUALITY

	Quantity	Base Number	Contract	AT	Region	England
% of FP17s for the same patient ID Re-attending within 3 months - Children	33	444	7.4%	10.3%	11.8%	12.0%
% of FP17s for the same patient ID Re-attending within 3 months - Adults	420	2,151	19.5%	14.5%	15.3%	15.9%
% of FP17s for the same patient ID Re-attending between 3 & 9 months - Children	208	444	46.8%	55.9%	59.1%	58.0%
% of FP17s for the same patient ID Re-attending between 3 & 9 months - Adults	1,065	2,151	49.5%	49.0%	51.5%	50.5%
% of FP17s for Band 1 Urgent Courses	223	2,482	9.0%	8.5%	8.0%	9.0%
% of FP17s Relating to Free Repair or Replacements	35	2,482	1.4%	0.7%	0.8%	0.8%
% of FP17s Relating to Continuations	10	2,482	0.4%	0.9%	1.1%	1.1%
% of Patients satisfied with the dentistry they have received	12	13	92.3%	91.4%	91.6%	91.5%
% of Patients satisfied with the time they had to wait for an appointment	12	13	92.3%	89.1%	88.3%	87.9%

* This is based on patients treated on this contract for their most recent course of treatment. Figures in italics indicate the base number of FP17s or Patient Questionnaire responses are less than 100. N/A is shown where the base number of responses is less than 10 during the period. % is calculated as Quantity/Base number*100

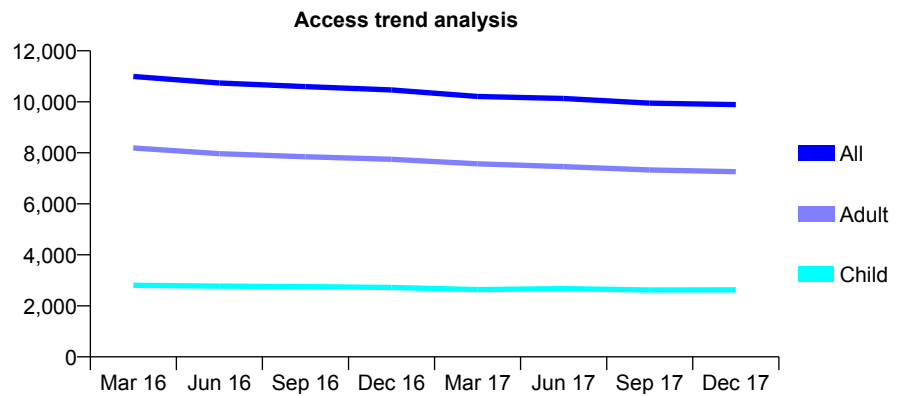
Q57 - Vital Signs At a Glance Contract Report for 694444/0001 - December 2017

Name or company name	MR AA MOHSENI
Contract type name	GDS Contract
Purpose of contract	General
Contract start date	01/11/2007
Contract end date	

17/18 Contracted general activity (UDA)	29,350
Carry forward general activity (UDA)	-587
17/18 Contracted orthodontic activity (UOA)	0
Carry forward orthodontic activity (UOA)	0
Baseline contract value	£701,636.62

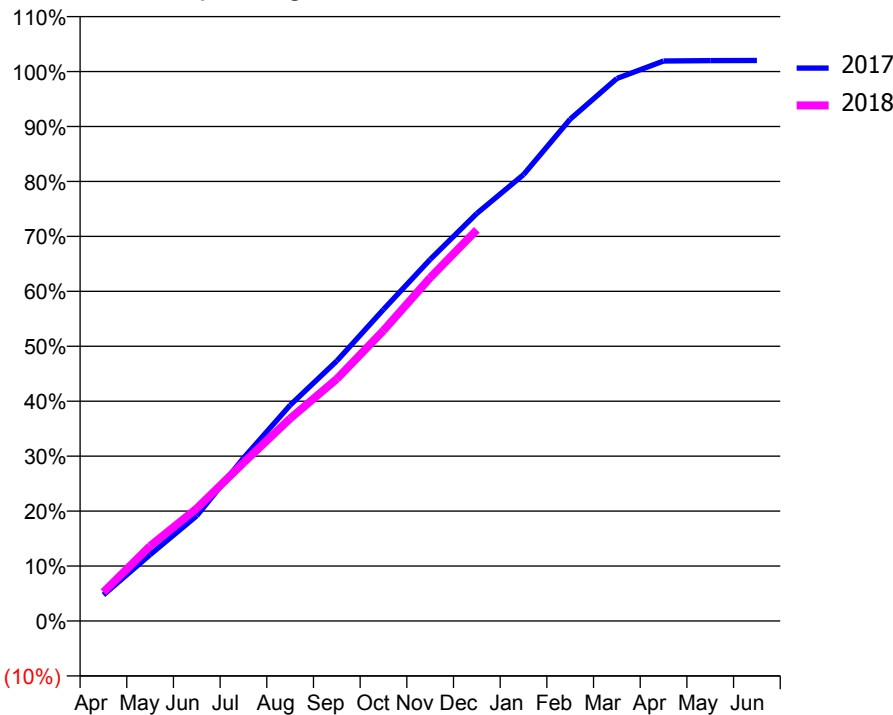
ACCESS*

Patients seen in 24 months	Total	Change since previous quarter
Quarter ending December 2016	10,467	
Quarter ending March 2017	10,209	↓
Quarter ending June 2017	10,132	→
Quarter ending September 2017	9,947	↓
Quarter ending December 2017	9,888	→
Variance since December 2016	(5.5%)	↓



ACTIVITY

Cumulative percentage of contracted UDA delivered 2017 & 2018



Month	Adjusted Scheduled Activity (UDA)	
	2017	2018
April	1,394	1,541
May	3,546	4,007
June	5,625	6,018
July	8,701	8,451
August	11,524	10,813
September	13,891	12,929
October	16,642	15,517
November	19,312	18,333
December	21,770	20,894
January	23,839	
February	26,802	
March	28,976	
April	29,914	
May	29,931	
June	29,938	

QUALITY

	Quantity	Base Number	Contract	AT	Region	England
% of FP17s for the same patient ID Re-attending within 3 months - Children	175	2,806	6.2%	10.3%	11.8%	12.0%
% of FP17s for the same patient ID Re-attending within 3 months - Adults	1,180	7,461	15.8%	14.5%	15.3%	15.9%
% of FP17s for the same patient ID Re-attending between 3 & 9 months - Children	1,808	2,806	64.4%	55.9%	59.1%	58.0%
% of FP17s for the same patient ID Re-attending between 3 & 9 months - Adults	3,866	7,461	51.8%	49.0%	51.5%	50.5%
% of FP17s for Band 1 Urgent Courses	833	9,769	8.5%	8.5%	8.0%	9.0%
% of FP17s Relating to Free Repair or Replacements	75	9,769	0.8%	0.7%	0.8%	0.8%
% of FP17s Relating to Continuations	177	9,769	1.8%	0.9%	1.1%	1.1%
% of Patients satisfied with the dentistry they have received	16	17	94.1%	91.4%	91.6%	91.5%
% of Patients satisfied with the time they had to wait for an appointment	14	17	82.4%	89.1%	88.3%	87.9%

* This is based on patients treated on this contract for their most recent course of treatment. Figures in italics indicate the base number of FP17s or Patient Questionnaire responses are less than 100. N/A is shown where the base number of responses is less than 10 during the period. % is calculated as Quantity/Base number*100

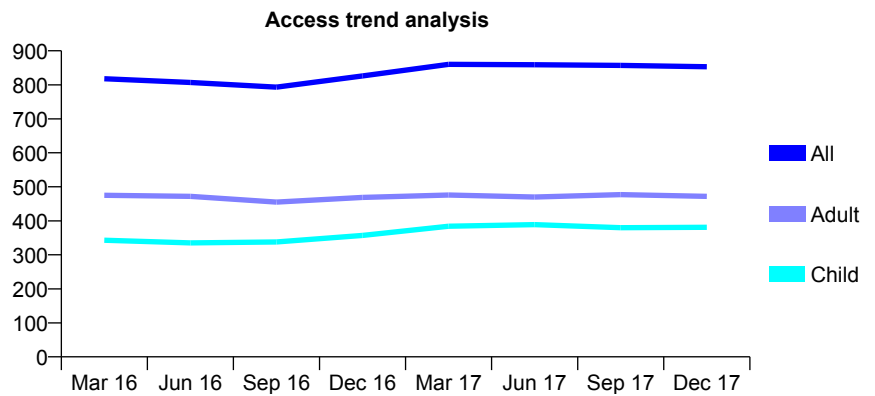
Q57 - Vital Signs At a Glance Contract Report for 731358/0002 - December 2017

Name or company name	Aveley Dental Surgery
Contract type name	GDS Contract
Purpose of contract	General
Contract start date	01/04/2009
Contract end date	

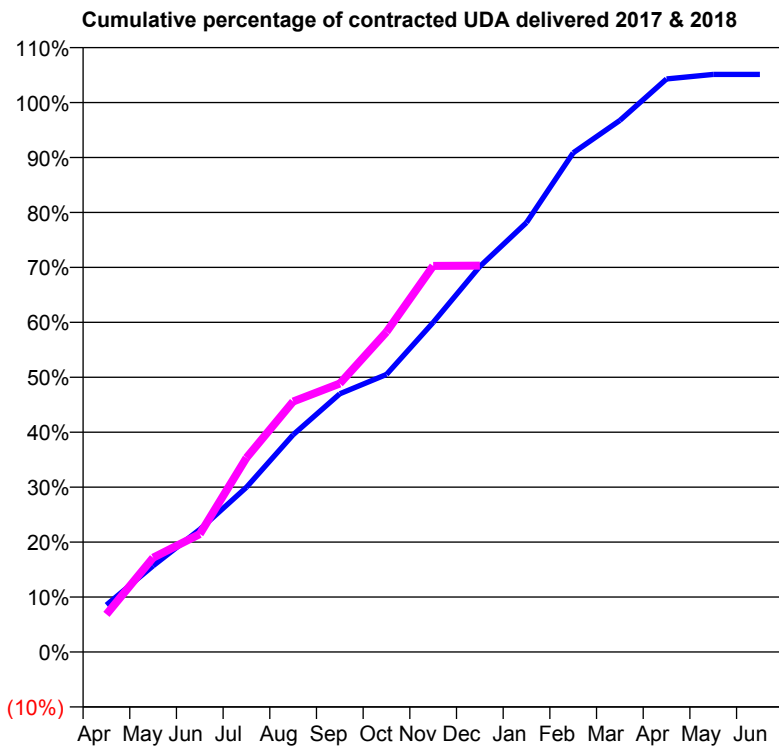
17/18 Contracted general activity (UDA)	1,800
Carry forward general activity (UDA)	-36
17/18 Contracted orthodontic activity (UOA)	0
Carry forward orthodontic activity (UOA)	0
Baseline contract value	£43,931.02

ACCESS*

Patients seen in 24 months	Total	Change since previous quarter
Quarter ending December 2016	826	
Quarter ending March 2017	860	↑
Quarter ending June 2017	859	→
Quarter ending September 2017	857	→
Quarter ending December 2017	853	→
Variance since December 2016	3.3%	↑



ACTIVITY



Month	Adjusted Scheduled Activity (UDA)	
	2017	2018
April	154	123
May	283	309
June	402	386
July	540	636
August	712	821
September	846	880
October	909	1,049
November	1,079	1,265
December	1,263	1,266
January	1,407	
February	1,635	
March	1,741	
April	1,877	
May	1,892	
June	1,892	

QUALITY

	Quantity	Base Number	Contract	AT	Region	England
% of FP17s for the same patient ID Re-attending within 3 months - Children	6	254	2.4%	10.3%	11.8%	12.0%
% of FP17s for the same patient ID Re-attending within 3 months - Adults	32	305	10.5%	14.5%	15.3%	15.9%
% of FP17s for the same patient ID Re-attending between 3 & 9 months - Children	60	254	23.6%	55.9%	59.1%	58.0%
% of FP17s for the same patient ID Re-attending between 3 & 9 months - Adults	54	305	17.7%	49.0%	51.5%	50.5%
% of FP17s for Band 1 Urgent Courses	14	503	2.8%	8.5%	8.0%	9.0%
% of FP17s Relating to Free Repair or Replacements	3	503	0.6%	0.7%	0.8%	0.8%
% of FP17s Relating to Continuations	8	503	1.6%	0.9%	1.1%	1.1%
% of Patients satisfied with the dentistry they have received	2	2	N/A	91.4%	91.6%	91.5%
% of Patients satisfied with the time they had to wait for an appointment	2	2	N/A	89.1%	88.3%	87.9%

* This is based on patients treated on this contract for their most recent course of treatment. Figures in italics indicate the base number of FP17s or Patient Questionnaire responses are less than 100. N/A is shown where the base number of responses is less than 10 during the period. % is calculated as Quantity/Base number*100

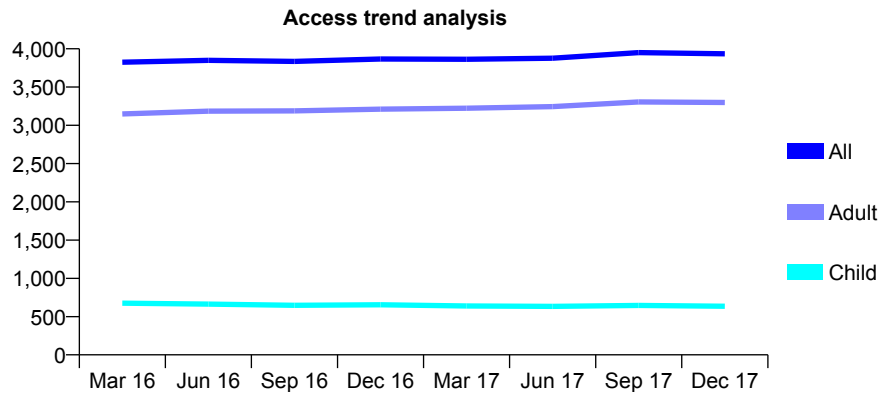
Q57 - Vital Signs At a Glance Contract Report for 732265/0001 - December 2017

Name or company name	MR ND RANKIN
Contract type name	GDS Contract
Purpose of contract	General
Contract start date	01/04/2006
Contract end date	

17/18 Contracted general activity (UDA)	9,401
Carry forward general activity (UDA)	-128
17/18 Contracted orthodontic activity (UOA)	0
Carry forward orthodontic activity (UOA)	0
Baseline contract value	£201,241.02

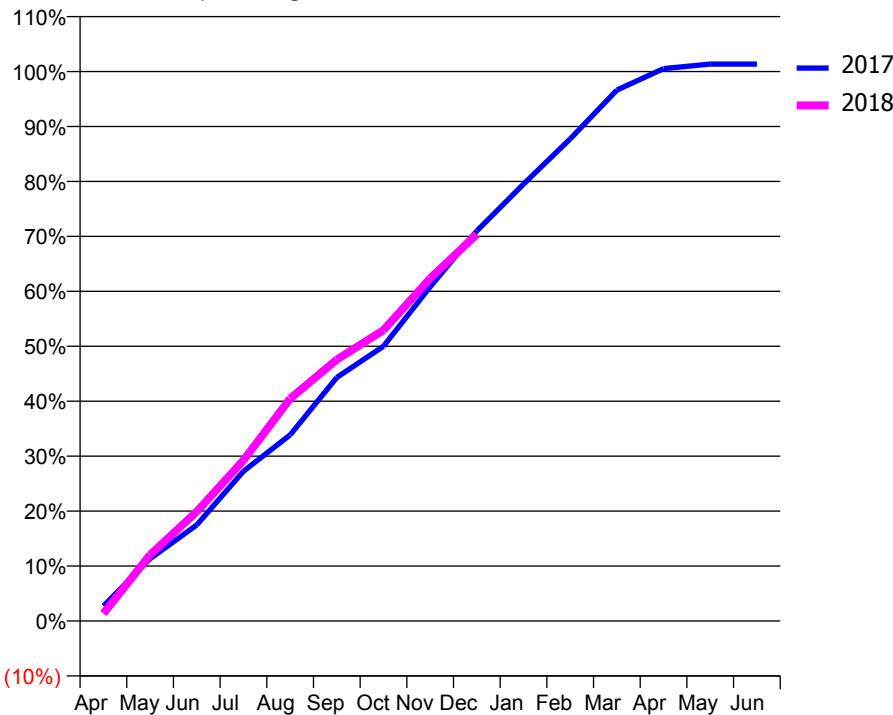
ACCESS*

Patients seen in 24 months	Total	Change since previous quarter
Quarter ending December 2016	3,867	
Quarter ending March 2017	3,863	→
Quarter ending June 2017	3,877	→
Quarter ending September 2017	3,951	→
Quarter ending December 2017	3,934	→
Variance since December 2016	1.7%	→



ACTIVITY

Cumulative percentage of contracted UDA delivered 2017 & 2018



Month	Adjusted Scheduled Activity (UDA)	
	2017	2018
April	256	128
May	1,066	1,134
June	1,643	1,872
July	2,563	2,749
August	3,184	3,804
September	4,166	4,472
October	4,700	4,976
November	5,717	5,861
December	6,675	6,618
January	7,475	
February	8,249	
March	9,083	
April	9,451	
May	9,529	
June	9,529	

QUALITY

	Quantity	Base Number	Contract	AT	Region	England
% of FP17s for the same patient ID Re-attending within 3 months - Children	36	610	5.9%	10.3%	11.8%	12.0%
% of FP17s for the same patient ID Re-attending within 3 months - Adults	445	3,066	14.5%	14.5%	15.3%	15.9%
% of FP17s for the same patient ID Re-attending between 3 & 9 months - Children	285	610	46.7%	55.9%	59.1%	58.0%
% of FP17s for the same patient ID Re-attending between 3 & 9 months - Adults	1,223	3,066	39.9%	49.0%	51.5%	50.5%
% of FP17s for Band 1 Urgent Courses	208	3,429	6.1%	8.5%	8.0%	9.0%
% of FP17s Relating to Free Repair or Replacements	26	3,429	0.8%	0.7%	0.8%	0.8%
% of FP17s Relating to Continuations	46	3,429	1.3%	0.9%	1.1%	1.1%
% of Patients satisfied with the dentistry they have received	15	15	100.0%	91.4%	91.6%	91.5%
% of Patients satisfied with the time they had to wait for an appointment	15	15	100.0%	89.1%	88.3%	87.9%

* This is based on patients treated on this contract for their most recent course of treatment. Figures in italics indicate the base number of FP17s or Patient Questionnaire responses are less than 100. N/A is shown where the base number of responses is less than 10 during the period. % is calculated as Quantity/Base number*100

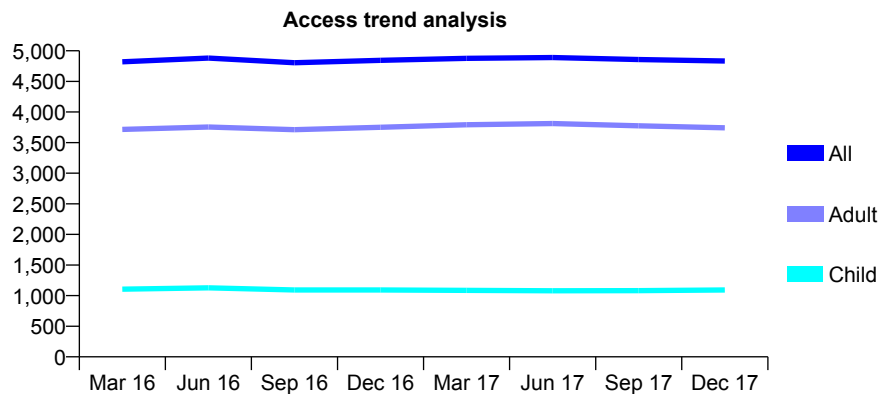
Q57 - Vital Signs At a Glance Contract Report for 738131/0001 - December 2017

Name or company name	MR FM LUTTERODT
Contract type name	GDS Contract
Purpose of contract	General
Contract start date	01/04/2006
Contract end date	

17/18 Contracted general activity (UDA)	13,688
Carry forward general activity (UDA)	-274
17/18 Contracted orthodontic activity (UOA)	0
Carry forward orthodontic activity (UOA)	0
Baseline contract value	£453,443.04

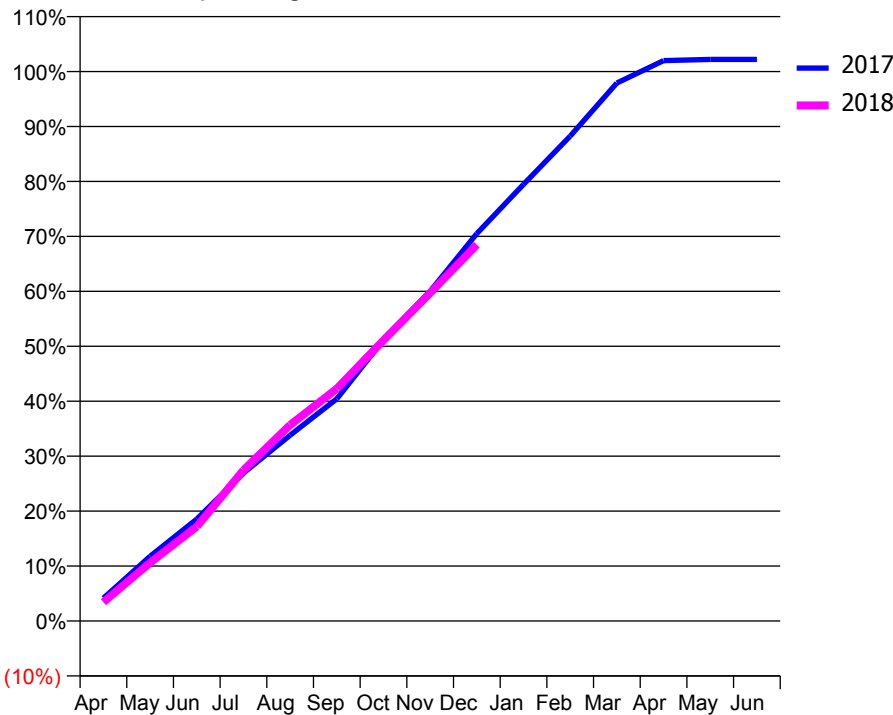
ACCESS*

Patients seen in 24 months	Total	Change since previous quarter
Quarter ending December 2016	4,844	
Quarter ending March 2017	4,877	→
Quarter ending June 2017	4,891	→
Quarter ending September 2017	4,857	→
Quarter ending December 2017	4,834	→
Variance since December 2016	(0.2%)	→



ACTIVITY

Cumulative percentage of contracted UDA delivered 2017 & 2018



Month	Adjusted Scheduled Activity (UDA)	
	2017	2018
April	570	469
May	1,613	1,453
June	2,538	2,354
July	3,684	3,757
August	4,628	4,886
September	5,535	5,788
October	7,004	6,992
November	8,215	8,172
December	9,650	9,374
January	10,878	
February	12,079	
March	13,402	
April	13,961	
May	13,990	
June	13,990	

QUALITY

	Quantity	Base Number	Contract	AT	Region	England
% of FP17s for the same patient ID Re-attending within 3 months - Children	39	895	4.4%	10.3%	11.8%	12.0%
% of FP17s for the same patient ID Re-attending within 3 months - Adults	483	3,451	14.0%	14.5%	15.3%	15.9%
% of FP17s for the same patient ID Re-attending between 3 & 9 months - Children	353	895	39.4%	55.9%	59.1%	58.0%
% of FP17s for the same patient ID Re-attending between 3 & 9 months - Adults	1,687	3,451	48.9%	49.0%	51.5%	50.5%
% of FP17s for Band 1 Urgent Courses	305	4,087	7.5%	8.5%	8.0%	9.0%
% of FP17s Relating to Free Repair or Replacements	48	4,087	1.2%	0.7%	0.8%	0.8%
% of FP17s Relating to Continuations	34	4,087	0.8%	0.9%	1.1%	1.1%
% of Patients satisfied with the dentistry they have received	4	4	N/A	91.4%	91.6%	91.5%
% of Patients satisfied with the time they had to wait for an appointment	4	4	N/A	89.1%	88.3%	87.9%

* This is based on patients treated on this contract for their most recent course of treatment. Figures in italics indicate the base number of FP17s or Patient Questionnaire responses are less than 100. N/A is shown where the base number of responses is less than 10 during the period. % is calculated as Quantity/Base number*100

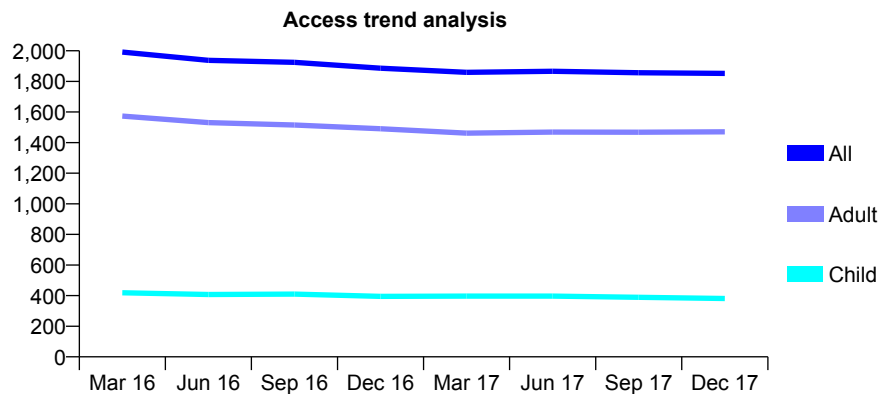
Q57 - Vital Signs At a Glance Contract Report for 738476/0001 - December 2017

Name or company name	MR J VAPIWALA
Contract type name	GDS Contract
Purpose of contract	General
Contract start date	01/04/2006
Contract end date	

17/18 Contracted general activity (UDA)	6,898
Carry forward general activity (UDA)	-138
17/18 Contracted orthodontic activity (UOA)	0
Carry forward orthodontic activity (UOA)	0
Baseline contract value	£192,246.72

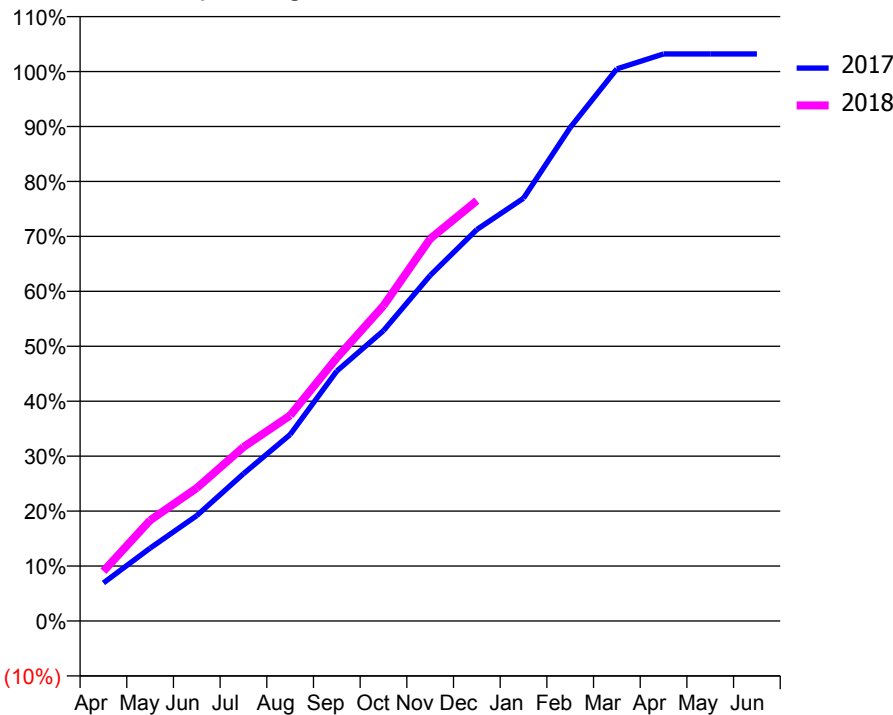
ACCESS*

Patients seen in 24 months	Total	Change since previous quarter
Quarter ending December 2016	1,886	
Quarter ending March 2017	1,859	↓
Quarter ending June 2017	1,866	→
Quarter ending September 2017	1,857	→
Quarter ending December 2017	1,852	→
Variance since December 2016	(1.8%)	↓



ACTIVITY

Cumulative percentage of contracted UDA delivered 2017 & 2018



Month	Adjusted Scheduled Activity (UDA)	
	2017	2018
April	478	625
May	915	1,264
June	1,323	1,669
July	1,849	2,183
August	2,340	2,580
September	3,138	3,303
October	3,645	3,958
November	4,338	4,798
December	4,913	5,277
January	5,307	
February	6,194	
March	6,931	
April	7,119	
May	7,119	
June	7,119	

QUALITY

	Quantity	Base Number	Contract	AT	Region	England
% of FP17s for the same patient ID Re-attending within 3 months - Children	35	430	8.1%	10.3%	11.8%	12.0%
% of FP17s for the same patient ID Re-attending within 3 months - Adults	322	1,796	17.9%	14.5%	15.3%	15.9%
% of FP17s for the same patient ID Re-attending between 3 & 9 months - Children	274	430	63.7%	55.9%	59.1%	58.0%
% of FP17s for the same patient ID Re-attending between 3 & 9 months - Adults	1,081	1,796	60.2%	49.0%	51.5%	50.5%
% of FP17s for Band 1 Urgent Courses	158	2,146	7.4%	8.5%	8.0%	9.0%
% of FP17s Relating to Free Repair or Replacements	47	2,146	2.2%	0.7%	0.8%	0.8%
% of FP17s Relating to Continuations	133	2,146	6.2%	0.9%	1.1%	1.1%
% of Patients satisfied with the dentistry they have received	7	7	N/A	91.4%	91.6%	91.5%
% of Patients satisfied with the time they had to wait for an appointment	7	7	N/A	89.1%	88.3%	87.9%

* This is based on patients treated on this contract for their most recent course of treatment. Figures in italics indicate the base number of FP17s or Patient Questionnaire responses are less than 100. N/A is shown where the base number of responses is less than 10 during the period. % is calculated as Quantity/Base number*100

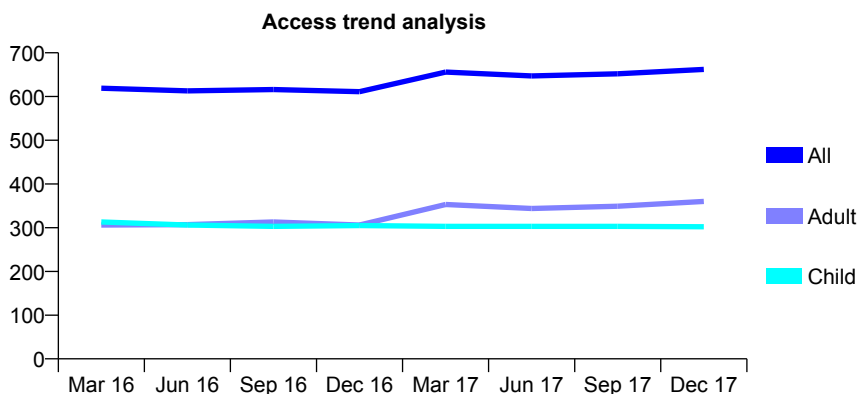
Q57 - Vital Signs At a Glance Contract Report for 741981/0001 - December 2017

Name or company name	MRS K VINCENT
Contract type name	GDS Contract
Purpose of contract	General
Contract start date	01/05/2007
Contract end date	

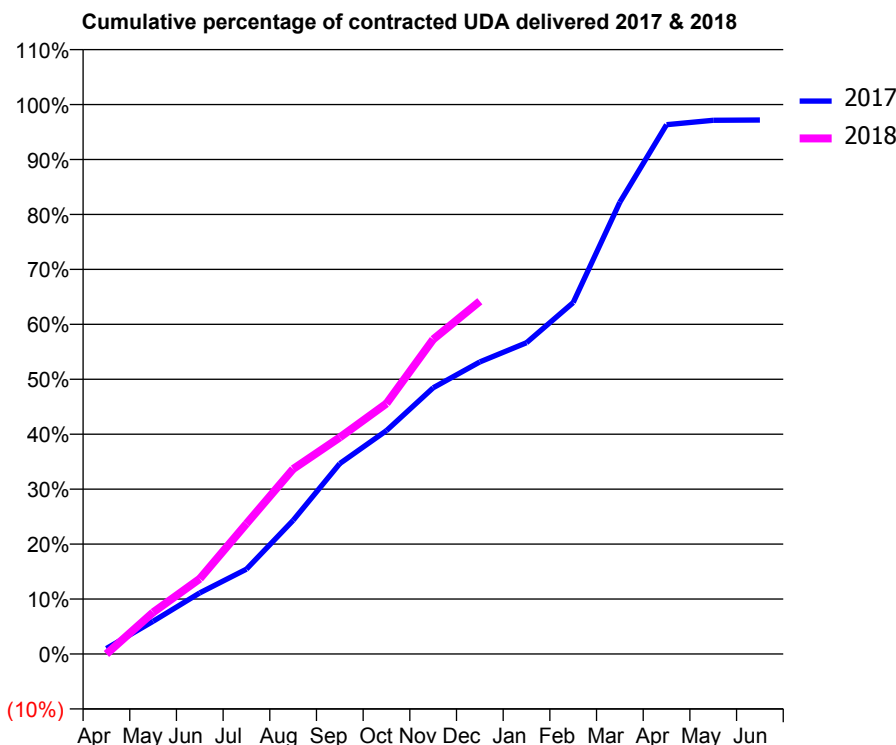
17/18 Contracted general activity (UDA)	1,912
Carry forward general activity (UDA)	0
17/18 Contracted orthodontic activity (UOA)	0
Carry forward orthodontic activity (UOA)	0
Baseline contract value	£54,868.59

ACCESS*

Patients seen in 24 months	Total	Change since previous quarter
Quarter ending December 2016	611	
Quarter ending March 2017	656	↑
Quarter ending June 2017	647	↓
Quarter ending September 2017	652	→
Quarter ending December 2017	662	→
Variance since December 2016	8.3%	↑



ACTIVITY



Month	Adjusted Scheduled Activity (UDA)	
	2017	2018
April	19	0
May	114	145
June	213	262
July	295	454
August	465	644
September	663	754
October	777	872
November	926	1,095
December	1,016	1,227
January	1,083	
February	1,223	
March	1,572	
April	1,842	
May	1,857	
June	1,858	

QUALITY

	Quantity	Base Number	Contract	AT	Region	England
% of FP17s for the same patient ID Re-attending within 3 months - Children	23	325	7.1%	10.3%	11.8%	12.0%
% of FP17s for the same patient ID Re-attending within 3 months - Adults	78	351	22.2%	14.5%	15.3%	15.9%
% of FP17s for the same patient ID Re-attending between 3 & 9 months - Children	157	325	48.3%	55.9%	59.1%	58.0%
% of FP17s for the same patient ID Re-attending between 3 & 9 months - Adults	144	351	41.0%	49.0%	51.5%	50.5%
% of FP17s for Band 1 Urgent Courses	68	608	11.2%	8.5%	8.0%	9.0%
% of FP17s Relating to Free Repair or Replacements	2	608	0.3%	0.7%	0.8%	0.8%
% of FP17s Relating to Continuations	6	608	1.0%	0.9%	1.1%	1.1%
% of Patients satisfied with the dentistry they have received	0	0	N/A	91.4%	91.6%	91.5%
% of Patients satisfied with the time they had to wait for an appointment	0	0	N/A	89.1%	88.3%	87.9%

* This is based on patients treated on this contract for their most recent course of treatment. Figures in italics indicate the base number of FP17s or Patient Questionnaire responses are less than 100. N/A is shown where the base number of responses is less than 10 during the period. % is calculated as Quantity/Base number*100

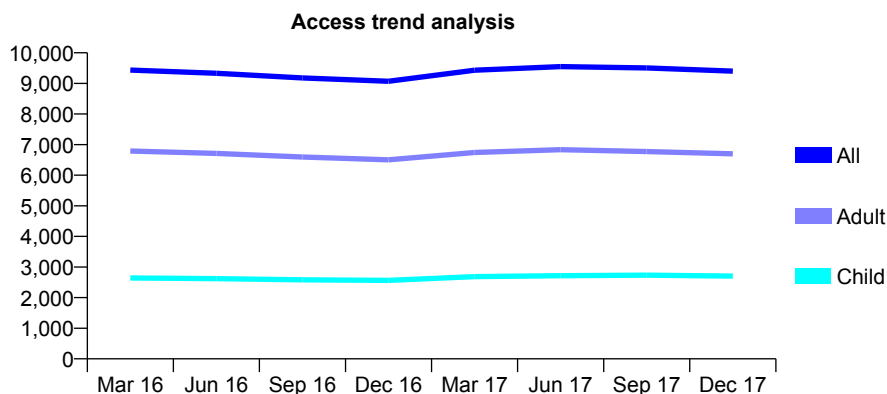
Q57 - Vital Signs At a Glance Contract Report for 749052/0001 - December 2017

Name or company name	MR HW DIXON
Contract type name	Pilot Contract
Purpose of contract	General
Contract start date	01/04/2006
Contract end date	

17/18 Contracted general activity (UDA)	25,212
Carry forward general activity (UDA)	0
17/18 Contracted orthodontic activity (UOA)	0
Carry forward orthodontic activity (UOA)	0
Baseline contract value	£692,093.62

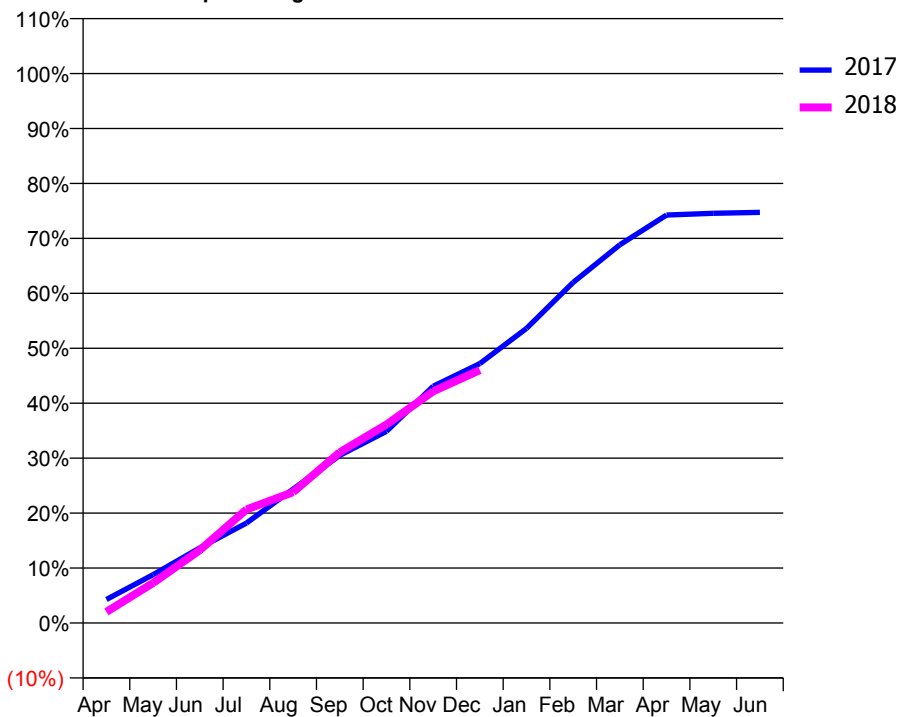
ACCESS*

Patients seen in 24 months	Total	Change since previous quarter
Quarter ending December 2016	9,069	
Quarter ending March 2017	9,432	↑
Quarter ending June 2017	9,550	→
Quarter ending September 2017	9,507	→
Quarter ending December 2017	9,402	↓
Variance since December 2016	3.7%	↑



ACTIVITY

Cumulative percentage of contracted UDA delivered 2017 & 2018



Month	Adjusted Scheduled Activity (UDA)	
	2017	2018
April	1,078	513
May	2,215	1,838
June	3,446	3,342
July	4,586	5,207
August	6,147	6,003
September	7,693	7,832
October	8,797	9,106
November	10,862	10,631
December	11,900	11,600
January	13,516	
February	15,631	
March	17,353	
April	18,720	
May	18,798	
June	18,843	

QUALITY

	Quantity	Base Number	Contract	AT	Region	England
% of FP17s for the same patient ID Re-attending within 3 months - Children	166	2,419	6.9%	10.3%	11.8%	12.0%
% of FP17s for the same patient ID Re-attending within 3 months - Adults	854	5,569	15.3%	14.5%	15.3%	15.9%
% of FP17s for the same patient ID Re-attending between 3 & 9 months - Children	1,216	2,419	50.3%	55.9%	59.1%	58.0%
% of FP17s for the same patient ID Re-attending between 3 & 9 months - Adults	2,020	5,569	36.3%	49.0%	51.5%	50.5%
% of FP17s for Band 1 Urgent Courses	736	6,757	10.9%	8.5%	8.0%	9.0%
% of FP17s Relating to Free Repair or Replacements	43	6,757	0.6%	0.7%	0.8%	0.8%
% of FP17s Relating to Continuations	3	6,757	0.0%	0.9%	1.1%	1.1%
% of Patients satisfied with the dentistry they have received	8	12	66.7%	91.4%	91.6%	91.5%
% of Patients satisfied with the time they had to wait for an appointment	10	12	83.3%	89.1%	88.3%	87.9%

* This is based on patients treated on this contract for their most recent course of treatment. Figures in italics indicate the base number of FP17s or Patient Questionnaire responses are less than 100. N/A is shown where the base number of responses is less than 10 during the period. % is calculated as Quantity/Base number*100

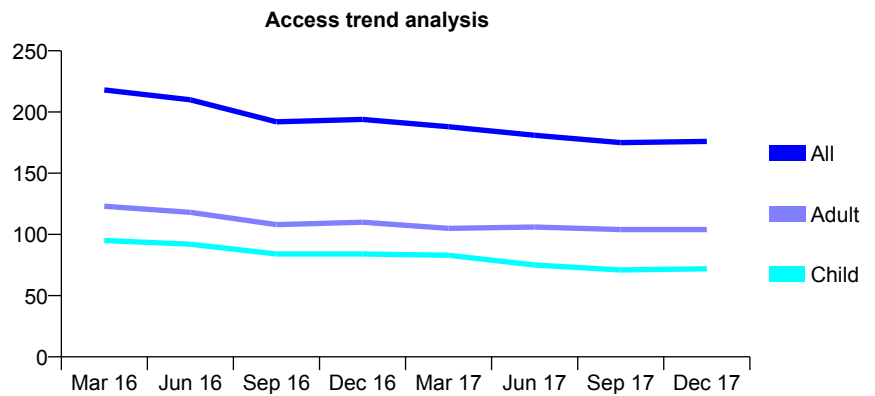
Q57 - Vital Signs At a Glance Contract Report for 754684/0001 - December 2017

Name or company name	MRS SK RANA
Contract type name	GDS Contract
Purpose of contract	General
Contract start date	01/04/2006
Contract end date	

17/18 Contracted general activity (UDA)	700
Carry forward general activity (UDA)	-13
17/18 Contracted orthodontic activity (UOA)	0
Carry forward orthodontic activity (UOA)	0
Baseline contract value	£17,918.97

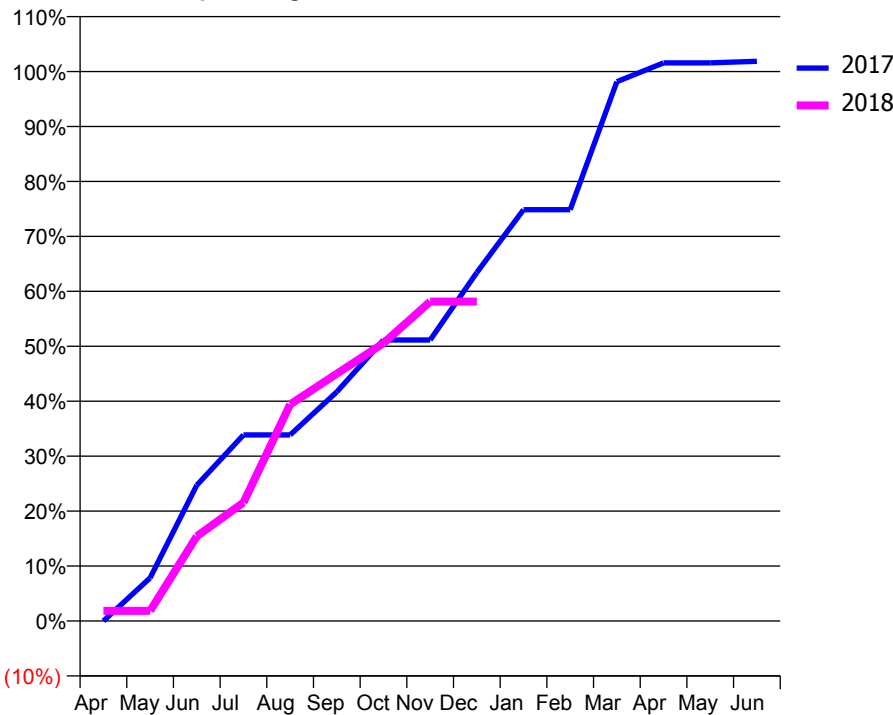
ACCESS*

Patients seen in 24 months	Total	Change since previous quarter
Quarter ending December 2016	194	
Quarter ending March 2017	188	↓
Quarter ending June 2017	181	↓
Quarter ending September 2017	175	↓
Quarter ending December 2017	176	→
Variance since December 2016	(9.3%)	↓



ACTIVITY

Cumulative percentage of contracted UDA delivered 2017 & 2018



Month	Adjusted Scheduled Activity (UDA)	
	2017	2018
April	0	13
May	55	13
June	173	108
July	237	151
August	237	276
September	292	315
October	358	354
November	358	407
December	444	407
January	524	
February	524	
March	687	
April	711	
May	711	
June	713	

QUALITY

	Quantity	Base Number	Contract	AT	Region	England
% of FP17s for the same patient ID Re-attending within 3 months - Children	0	68	0.0%	10.3%	11.8%	12.0%
% of FP17s for the same patient ID Re-attending within 3 months - Adults	7	93	7.5%	14.5%	15.3%	15.9%
% of FP17s for the same patient ID Re-attending between 3 & 9 months - Children	45	68	66.2%	55.9%	59.1%	58.0%
% of FP17s for the same patient ID Re-attending between 3 & 9 months - Adults	69	93	74.2%	49.0%	51.5%	50.5%
% of FP17s for Band 1 Urgent Courses	0	157	0.0%	8.5%	8.0%	9.0%
% of FP17s Relating to Free Repair or Replacements	0	157	0.0%	0.7%	0.8%	0.8%
% of FP17s Relating to Continuations	0	157	0.0%	0.9%	1.1%	1.1%
% of Patients satisfied with the dentistry they have received	0	0	N/A	91.4%	91.6%	91.5%
% of Patients satisfied with the time they had to wait for an appointment	0	0	N/A	89.1%	88.3%	87.9%

* This is based on patients treated on this contract for their most recent course of treatment. Figures in italics indicate the base number of FP17s or Patient Questionnaire responses are less than 100. N/A is shown where the base number of responses is less than 10 during the period. % is calculated as Quantity/Base number*100

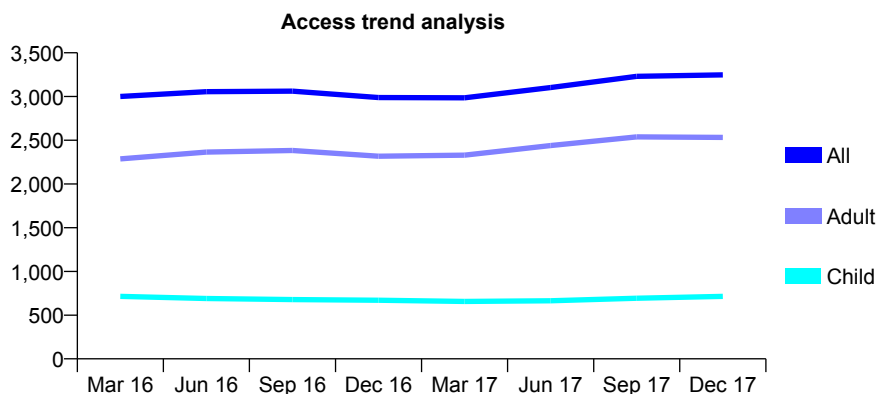
Q57 - Vital Signs At a Glance Contract Report for 755761/0001 - December 2017

Name or company name	MR MD BAILY
Contract type name	GDS Contract
Purpose of contract	General
Contract start date	01/04/2006
Contract end date	

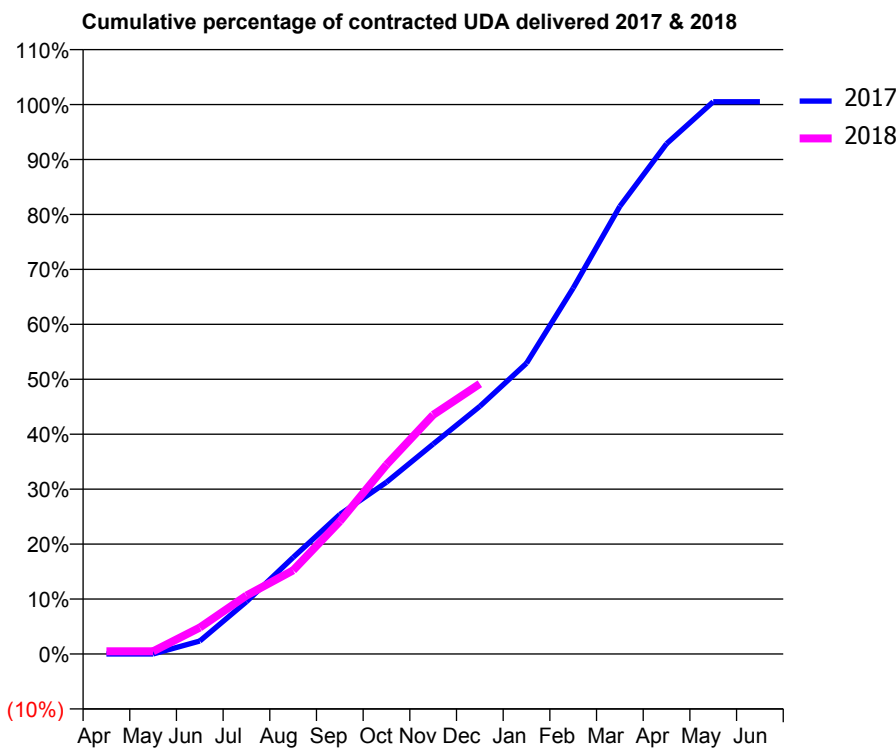
17/18 Contracted general activity (UDA)	8,538
Carry forward general activity (UDA)	-43
17/18 Contracted orthodontic activity (UOA)	0
Carry forward orthodontic activity (UOA)	0
Baseline contract value	£215,242.22

ACCESS*

Patients seen in 24 months	Total	Change since previous quarter
Quarter ending December 2016	2,989	
Quarter ending March 2017	2,986	→
Quarter ending June 2017	3,103	↑
Quarter ending September 2017	3,231	↑
Quarter ending December 2017	3,248	→
Variance since December 2016	8.7%	↑



ACTIVITY



Month	Adjusted Scheduled Activity (UDA)	
	2017	2018
April	0	43
May	0	43
June	203	412
July	813	909
August	1,501	1,300
September	2,168	2,060
October	2,669	2,941
November	3,261	3,716
December	3,848	4,199
January	4,517	
February	5,687	
March	6,957	
April	7,928	
May	8,580	
June	8,581	

QUALITY

	Quantity	Base Number	Contract	AT	Region	England
% of FP17s for the same patient ID Re-attending within 3 months - Children	22	564	3.9%	10.3%	11.8%	12.0%
% of FP17s for the same patient ID Re-attending within 3 months - Adults	276	1,948	14.2%	14.5%	15.3%	15.9%
% of FP17s for the same patient ID Re-attending between 3 & 9 months - Children	141	564	25.0%	55.9%	59.1%	58.0%
% of FP17s for the same patient ID Re-attending between 3 & 9 months - Adults	459	1,948	23.6%	49.0%	51.5%	50.5%
% of FP17s for Band 1 Urgent Courses	202	1,901	10.6%	8.5%	8.0%	9.0%
% of FP17s Relating to Free Repair or Replacements	30	1,901	1.6%	0.7%	0.8%	0.8%
% of FP17s Relating to Continuations	43	1,901	2.3%	0.9%	1.1%	1.1%
% of Patients satisfied with the dentistry they have received	4	5	N/A	91.4%	91.6%	91.5%
% of Patients satisfied with the time they had to wait for an appointment	4	5	N/A	89.1%	88.3%	87.9%

* This is based on patients treated on this contract for their most recent course of treatment. Figures in italics indicate the base number of FP17s or Patient Questionnaire responses are less than 100. N/A is shown where the base number of responses is less than 10 during the period. % is calculated as Quantity/Base number*100

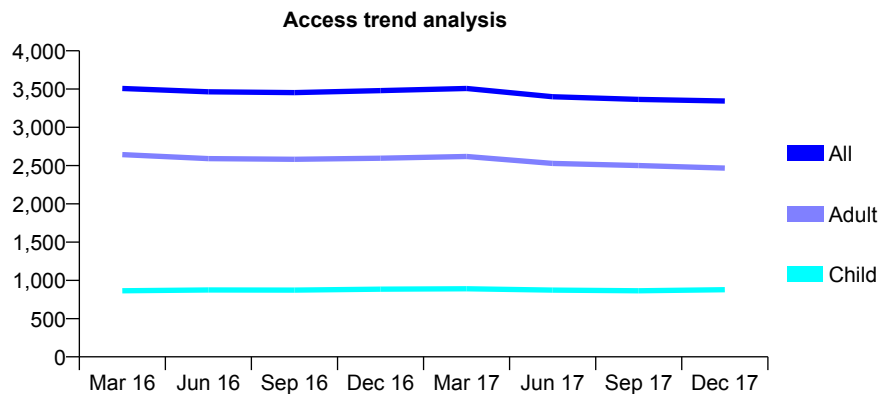
Q57 - Vital Signs At a Glance Contract Report for 755931/0001 - December 2017

Name or company name	MISS R DHARIWAL
Contract type name	GDS Contract
Purpose of contract	General
Contract start date	01/04/2006
Contract end date	

17/18 Contracted general activity (UDA)	9,500
Carry forward general activity (UDA)	-30
17/18 Contracted orthodontic activity (UOA)	0
Carry forward orthodontic activity (UOA)	0
Baseline contract value	£253,929.82

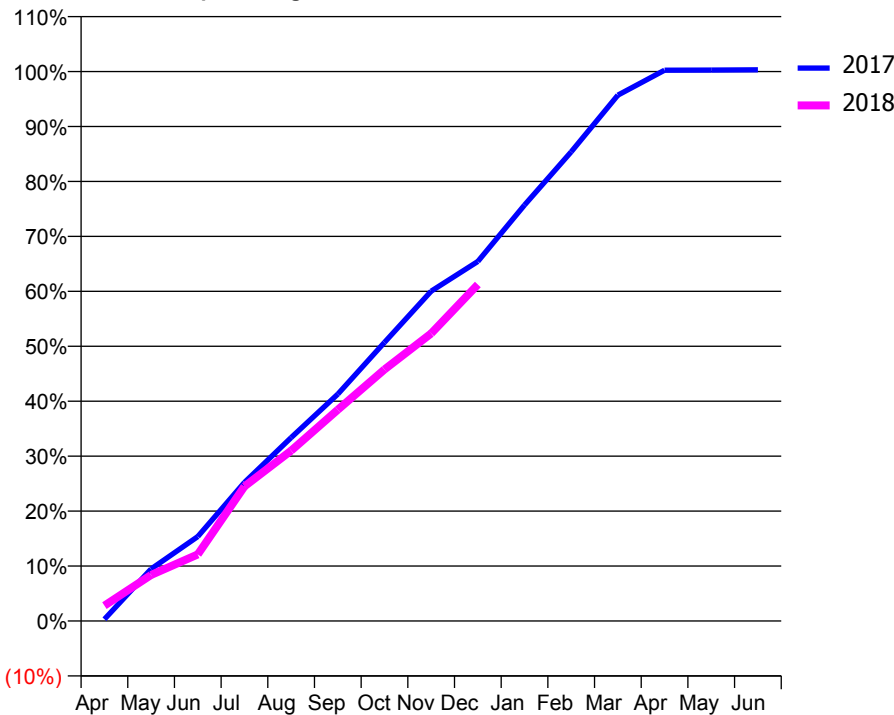
ACCESS*

Patients seen in 24 months	Total	Change since previous quarter
Quarter ending December 2016	3,480	
Quarter ending March 2017	3,508	→
Quarter ending June 2017	3,400	↓
Quarter ending September 2017	3,364	↓
Quarter ending December 2017	3,344	→
Variance since December 2016	(3.9%)	↓



ACTIVITY

Cumulative percentage of contracted UDA delivered 2017 & 2018



Month	Adjusted Scheduled Activity (UDA)	
	2017	2018
April	32	266
May	901	797
June	1,460	1,151
July	2,397	2,327
August	3,170	2,945
September	3,922	3,653
October	4,817	4,350
November	5,701	4,972
December	6,216	5,817
January	7,191	
February	8,112	
March	9,090	
April	9,523	
May	9,525	
June	9,530	

QUALITY

	Quantity	Base Number	Contract	AT	Region	England
% of FP17s for the same patient ID Re-attending within 3 months - Children	61	863	7.1%	10.3%	11.8%	12.0%
% of FP17s for the same patient ID Re-attending within 3 months - Adults	351	2,172	16.2%	14.5%	15.3%	15.9%
% of FP17s for the same patient ID Re-attending between 3 & 9 months - Children	500	863	57.9%	55.9%	59.1%	58.0%
% of FP17s for the same patient ID Re-attending between 3 & 9 months - Adults	1,010	2,172	46.5%	49.0%	51.5%	50.5%
% of FP17s for Band 1 Urgent Courses	241	2,834	8.5%	8.5%	8.0%	9.0%
% of FP17s Relating to Free Repair or Replacements	28	2,834	1.0%	0.7%	0.8%	0.8%
% of FP17s Relating to Continuations	19	2,834	0.7%	0.9%	1.1%	1.1%
% of Patients satisfied with the dentistry they have received	9	9	N/A	91.4%	91.6%	91.5%
% of Patients satisfied with the time they had to wait for an appointment	7	9	N/A	89.1%	88.3%	87.9%

* This is based on patients treated on this contract for their most recent course of treatment. Figures in italics indicate the base number of FP17s or Patient Questionnaire responses are less than 100. N/A is shown where the base number of responses is less than 10 during the period. % is calculated as Quantity/Base number*100

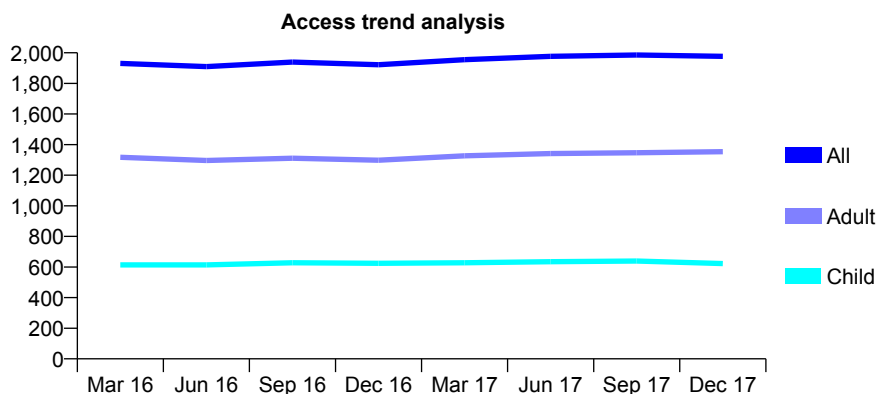
Q57 - Vital Signs At a Glance Contract Report for 764922/0001 - December 2017

Name or company name	MR J GREGORY
Contract type name	GDS Contract
Purpose of contract	General
Contract start date	01/04/2006
Contract end date	

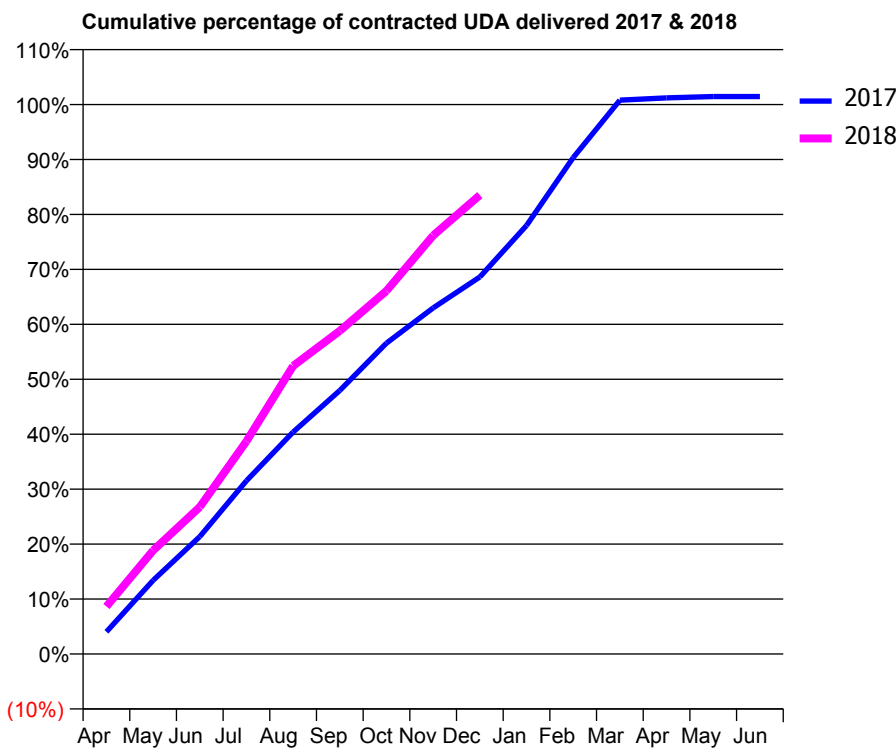
17/18 Contracted general activity (UDA)	6,000
Carry forward general activity (UDA)	-86
17/18 Contracted orthodontic activity (UOA)	0
Carry forward orthodontic activity (UOA)	0
Baseline contract value	£154,441.97

ACCESS*

Patients seen in 24 months	Total	Change since previous quarter
Quarter ending December 2016	1,922	
Quarter ending March 2017	1,955	→
Quarter ending June 2017	1,977	→
Quarter ending September 2017	1,986	→
Quarter ending December 2017	1,977	→
Variance since December 2016	2.9%	↑



ACTIVITY



Month	Adjusted Scheduled Activity (UDA)	
	2017	2018
April	243	518
May	804	1,131
June	1,282	1,605
July	1,892	2,323
August	2,424	3,145
September	2,878	3,528
October	3,395	3,965
November	3,778	4,570
December	4,116	5,010
January	4,679	
February	5,420	
March	6,047	
April	6,072	
May	6,086	
June	6,086	

QUALITY

	Quantity	Base Number	Contract	AT	Region	England
% of FP17s for the same patient ID Re-attending within 3 months - Children	57	762	7.5%	10.3%	11.8%	12.0%
% of FP17s for the same patient ID Re-attending within 3 months - Adults	197	1,581	12.5%	14.5%	15.3%	15.9%
% of FP17s for the same patient ID Re-attending between 3 & 9 months - Children	511	762	67.1%	55.9%	59.1%	58.0%
% of FP17s for the same patient ID Re-attending between 3 & 9 months - Adults	1,069	1,581	67.6%	49.0%	51.5%	50.5%
% of FP17s for Band 1 Urgent Courses	96	2,330	4.1%	8.5%	8.0%	9.0%
% of FP17s Relating to Free Repair or Replacements	18	2,330	0.8%	0.7%	0.8%	0.8%
% of FP17s Relating to Continuations	27	2,330	1.2%	0.9%	1.1%	1.1%
% of Patients satisfied with the dentistry they have received	3	3	N/A	91.4%	91.6%	91.5%
% of Patients satisfied with the time they had to wait for an appointment	2	3	N/A	89.1%	88.3%	87.9%

* This is based on patients treated on this contract for their most recent course of treatment. Figures in italics indicate the base number of FP17s or Patient Questionnaire responses are less than 100. N/A is shown where the base number of responses is less than 10 during the period. % is calculated as Quantity/Base number*100

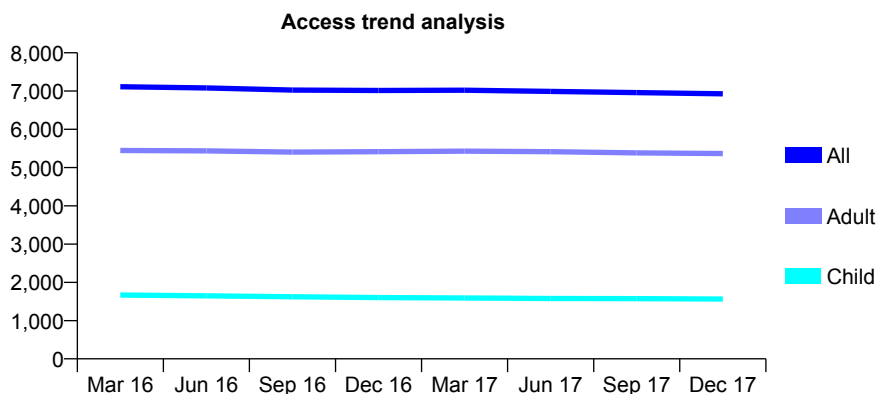
Q57 - Vital Signs At a Glance Contract Report for 768251/0002 - December 2017

Name or company name	MR AM MANUELSSON
Contract type name	GDS Contract
Purpose of contract	General
Contract start date	01/04/2006
Contract end date	

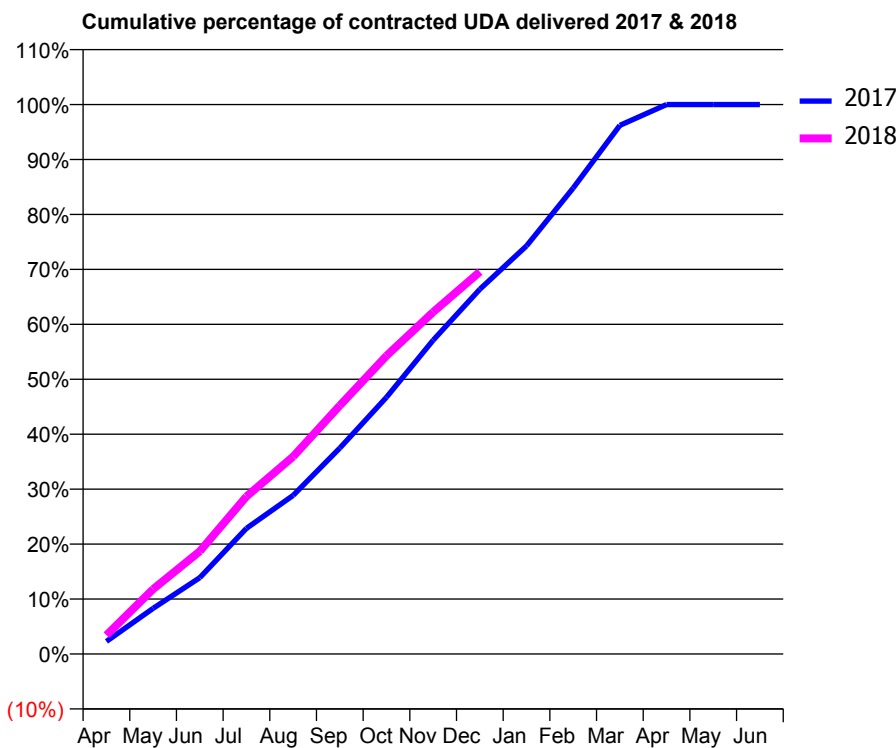
17/18 Contracted general activity (UDA)	21,500
Carry forward general activity (UDA)	1
17/18 Contracted orthodontic activity (UOA)	0
Carry forward orthodontic activity (UOA)	0
Baseline contract value	£610,433.14

ACCESS*

Patients seen in 24 months	Total	Change since previous quarter
Quarter ending December 2016	7,016	
Quarter ending March 2017	7,022	→
Quarter ending June 2017	6,992	→
Quarter ending September 2017	6,958	→
Quarter ending December 2017	6,929	→
Variance since December 2016	(1.2%)	↓



ACTIVITY



Month	Adjusted Scheduled Activity (UDA)	
	2017	2018
April	495	740
May	1,789	2,536
June	2,987	4,020
July	4,917	6,163
August	6,208	7,723
September	8,061	9,721
October	10,047	11,670
November	12,279	13,380
December	14,273	14,955
January	15,966	
February	18,232	
March	20,686	
April	21,500	
May	21,497	
June	21,499	

QUALITY

	Quantity	Base Number	Contract	AT	Region	England
% of FP17s for the same patient ID Re-attending within 3 months - Children	74	1,369	5.4%	10.3%	11.8%	12.0%
% of FP17s for the same patient ID Re-attending within 3 months - Adults	483	4,751	10.2%	14.5%	15.3%	15.9%
% of FP17s for the same patient ID Re-attending between 3 & 9 months - Children	686	1,369	50.1%	55.9%	59.1%	58.0%
% of FP17s for the same patient ID Re-attending between 3 & 9 months - Adults	2,194	4,751	46.2%	49.0%	51.5%	50.5%
% of FP17s for Band 1 Urgent Courses	325	5,808	5.6%	8.5%	8.0%	9.0%
% of FP17s Relating to Free Repair or Replacements	15	5,808	0.3%	0.7%	0.8%	0.8%
% of FP17s Relating to Continuations	120	5,808	2.1%	0.9%	1.1%	1.1%
% of Patients satisfied with the dentistry they have received	20	22	90.9%	91.4%	91.6%	91.5%
% of Patients satisfied with the time they had to wait for an appointment	22	22	100.0%	89.1%	88.3%	87.9%

* This is based on patients treated on this contract for their most recent course of treatment. Figures in italics indicate the base number of FP17s or Patient Questionnaire responses are less than 100. N/A is shown where the base number of responses is less than 10 during the period. % is calculated as Quantity/Base number*100

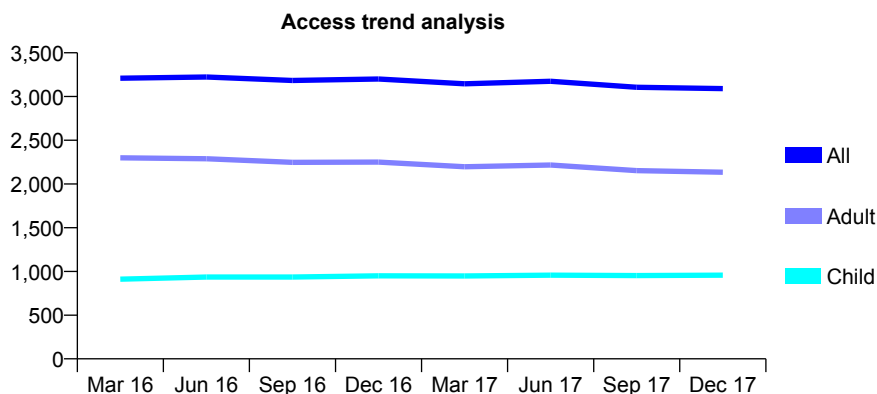
Q57 - Vital Signs At a Glance Contract Report for 776068/0001 - December 2017

Name or company name	MR OO AWOLOLA
Contract type name	GDS Contract
Purpose of contract	General
Contract start date	14/09/2007
Contract end date	

17/18 Contracted general activity (UDA)	8,551
Carry forward general activity (UDA)	-109
17/18 Contracted orthodontic activity (UOA)	0
Carry forward orthodontic activity (UOA)	0
Baseline contract value	£204,889.02

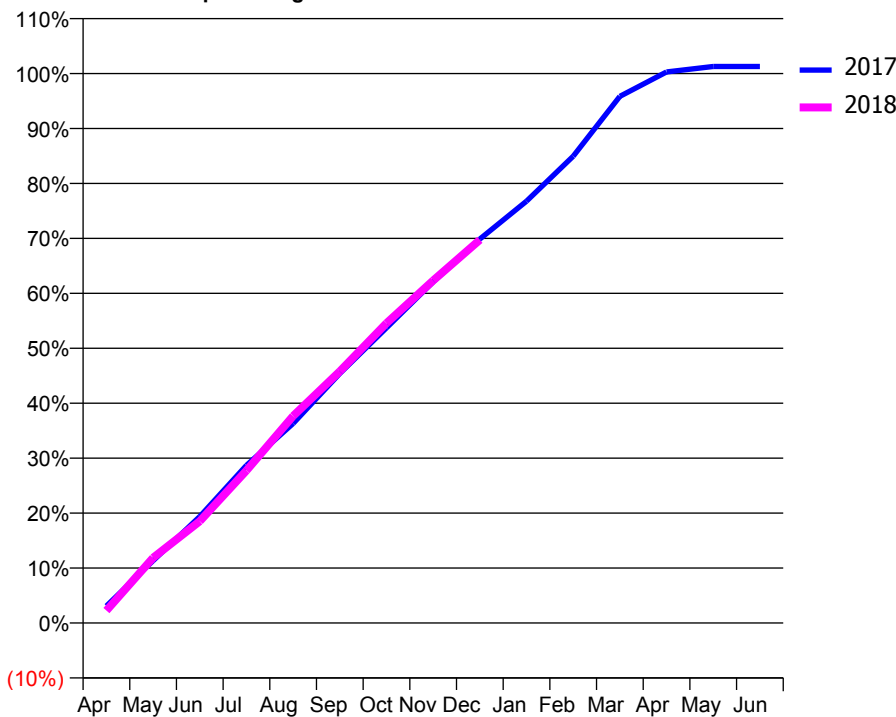
ACCESS*

Patients seen in 24 months	Total	Change since previous quarter
Quarter ending December 2016	3,200	
Quarter ending March 2017	3,145	↓
Quarter ending June 2017	3,174	→
Quarter ending September 2017	3,106	↓
Quarter ending December 2017	3,091	→
Variance since December 2016	(3.4%)	↓



ACTIVITY

Cumulative percentage of contracted UDA delivered 2017 & 2018



Month	Adjusted Scheduled Activity (UDA)	
	2017	2018
April	264	195
May	969	1,017
June	1,657	1,584
July	2,454	2,373
August	3,106	3,222
September	3,884	3,917
October	4,593	4,665
November	5,310	5,329
December	5,974	5,962
January	6,564	
February	7,263	
March	8,195	
April	8,576	
May	8,660	
June	8,660	

QUALITY

	Quantity	Base Number	Contract	AT	Region	England
% of FP17s for the same patient ID Re-attending within 3 months - Children	46	979	4.7%	10.3%	11.8%	12.0%
% of FP17s for the same patient ID Re-attending within 3 months - Adults	220	2,220	9.9%	14.5%	15.3%	15.9%
% of FP17s for the same patient ID Re-attending between 3 & 9 months - Children	565	979	57.7%	55.9%	59.1%	58.0%
% of FP17s for the same patient ID Re-attending between 3 & 9 months - Adults	1,267	2,220	57.1%	49.0%	51.5%	50.5%
% of FP17s for Band 1 Urgent Courses	145	2,968	4.9%	8.5%	8.0%	9.0%
% of FP17s Relating to Free Repair or Replacements	13	2,968	0.4%	0.7%	0.8%	0.8%
% of FP17s Relating to Continuations	15	2,968	0.5%	0.9%	1.1%	1.1%
% of Patients satisfied with the dentistry they have received	5	8	N/A	91.4%	91.6%	91.5%
% of Patients satisfied with the time they had to wait for an appointment	6	8	N/A	89.1%	88.3%	87.9%

* This is based on patients treated on this contract for their most recent course of treatment. Figures in italics indicate the base number of FP17s or Patient Questionnaire responses are less than 100. N/A is shown where the base number of responses is less than 10 during the period. % is calculated as Quantity/Base number*100

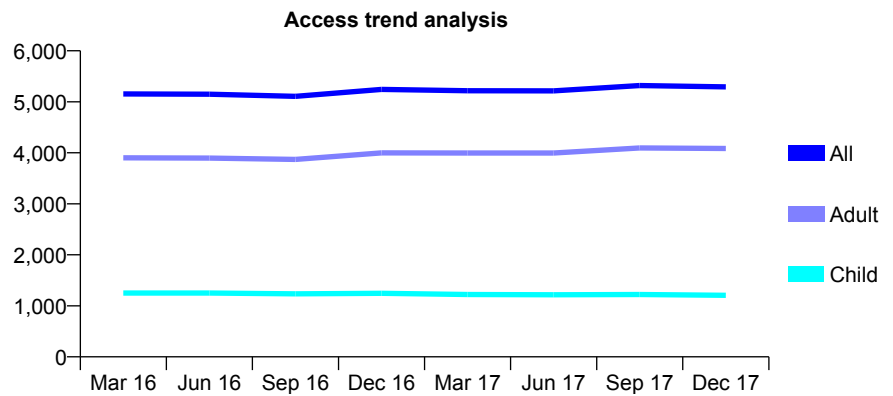
Q57 - Vital Signs At a Glance Contract Report for 781975/0001 - December 2017

Name or company name	MR O AWOLESI
Contract type name	GDS Contract
Purpose of contract	General
Contract start date	01/04/2006
Contract end date	

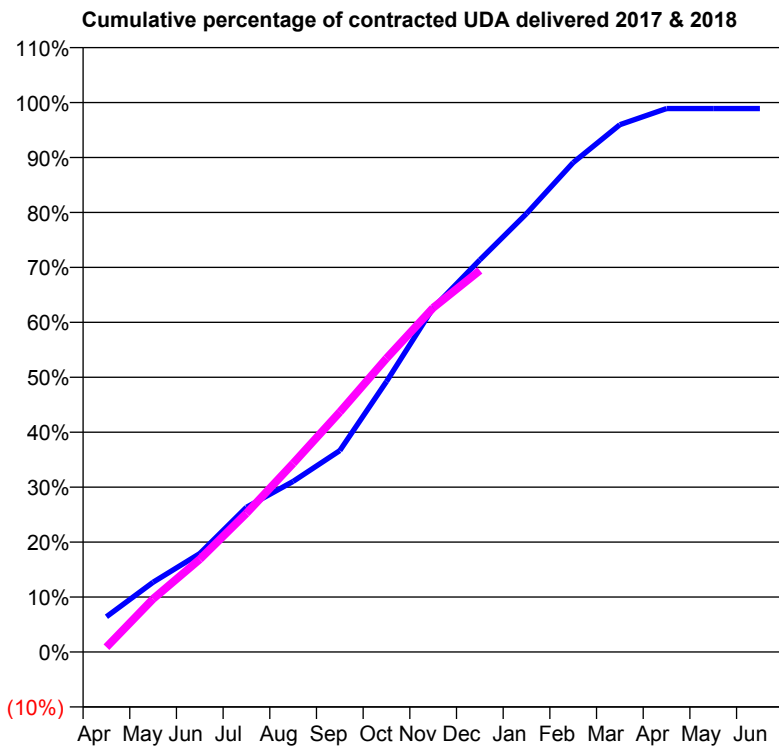
17/18 Contracted general activity (UDA)	11,500
Carry forward general activity (UDA)	126
17/18 Contracted orthodontic activity (UOA)	0
Carry forward orthodontic activity (UOA)	0
Baseline contract value	£349,872.23

ACCESS*

Patients seen in 24 months	Total	Change since previous quarter
Quarter ending December 2016	5,244	
Quarter ending March 2017	5,217	→
Quarter ending June 2017	5,215	→
Quarter ending September 2017	5,319	→
Quarter ending December 2017	5,292	→
Variance since December 2016	0.9%	→



ACTIVITY



Month	Adjusted Scheduled Activity (UDA)	
	2017	2018
April	737	102
May	1,461	1,112
June	2,060	1,941
July	3,030	2,903
August	3,569	3,947
September	4,215	5,023
October	5,662	6,148
November	7,202	7,205
December	8,205	7,986
January	9,174	
February	10,242	
March	11,035	
April	11,374	
May	11,374	
June	11,374	

QUALITY

	Quantity	Base Number	Contract	AT	Region	England
% of FP17s for the same patient ID Re-attending within 3 months - Children	71	1,093	6.5%	10.3%	11.8%	12.0%
% of FP17s for the same patient ID Re-attending within 3 months - Adults	332	3,439	9.7%	14.5%	15.3%	15.9%
% of FP17s for the same patient ID Re-attending between 3 & 9 months - Children	619	1,093	56.6%	55.9%	59.1%	58.0%
% of FP17s for the same patient ID Re-attending between 3 & 9 months - Adults	1,694	3,439	49.3%	49.0%	51.5%	50.5%
% of FP17s for Band 1 Urgent Courses	256	3,741	6.8%	8.5%	8.0%	9.0%
% of FP17s Relating to Free Repair or Replacements	36	3,741	1.0%	0.7%	0.8%	0.8%
% of FP17s Relating to Continuations	25	3,741	0.7%	0.9%	1.1%	1.1%
% of Patients satisfied with the dentistry they have received	7	8	N/A	91.4%	91.6%	91.5%
% of Patients satisfied with the time they had to wait for an appointment	8	8	N/A	89.1%	88.3%	87.9%

* This is based on patients treated on this contract for their most recent course of treatment. Figures in italics indicate the base number of FP17s or Patient Questionnaire responses are less than 100. N/A is shown where the base number of responses is less than 10 during the period. % is calculated as Quantity/Base number*100

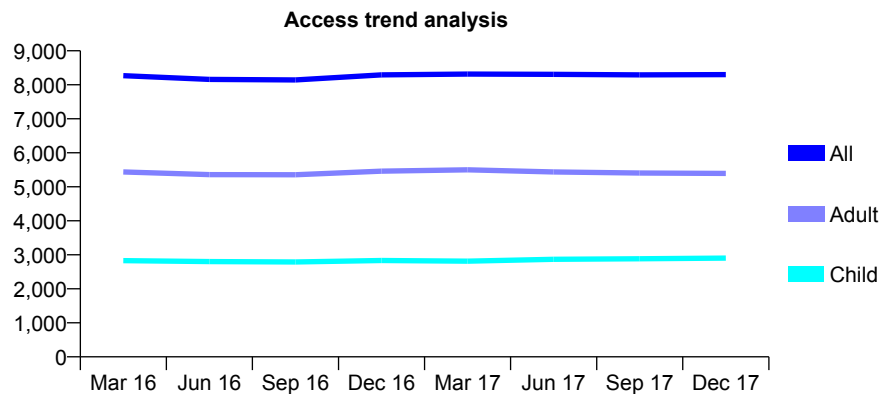
Q57 - Vital Signs At a Glance Contract Report for 787396/0001 - December 2017

Name or company name	MRS SS PATEL
Contract type name	GDS Contract
Purpose of contract	General
Contract start date	01/07/2008
Contract end date	

17/18 Contracted general activity (UDA)	22,000
Carry forward general activity (UDA)	-51
17/18 Contracted orthodontic activity (UOA)	0
Carry forward orthodontic activity (UOA)	0
Baseline contract value	£518,318.32

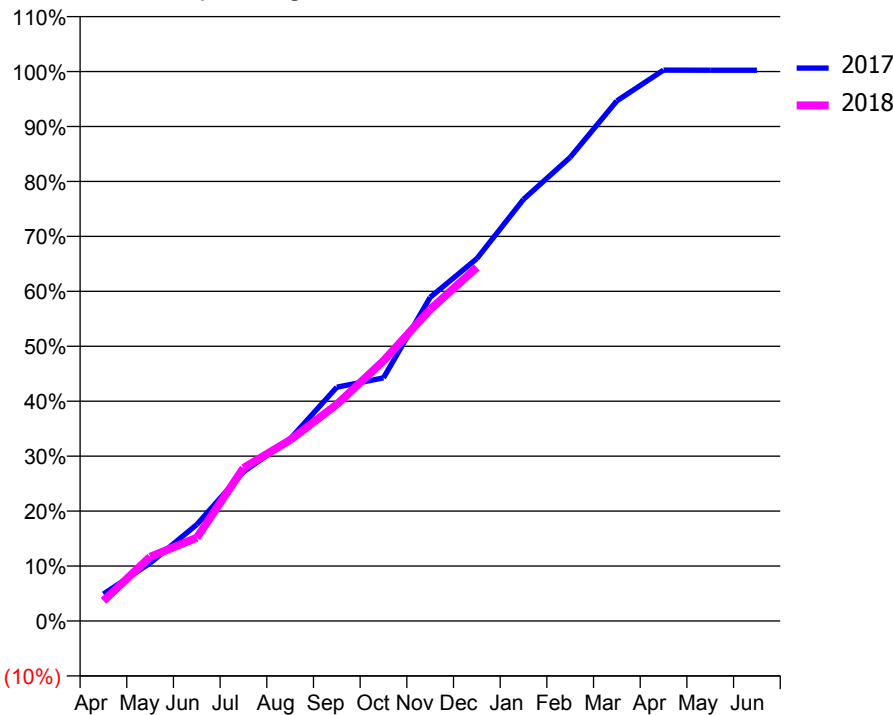
ACCESS*

Patients seen in 24 months	Total	Change since previous quarter
Quarter ending December 2016	8,292	
Quarter ending March 2017	8,315	→
Quarter ending June 2017	8,308	→
Quarter ending September 2017	8,292	→
Quarter ending December 2017	8,300	→
Variance since December 2016	0.1%	→



ACTIVITY

Cumulative percentage of contracted UDA delivered 2017 & 2018



Month	Adjusted Scheduled Activity (UDA)	
	2017	2018
April	1,082	810
May	2,319	2,571
June	3,860	3,334
July	5,969	6,126
August	7,291	7,247
September	9,361	8,675
October	9,736	10,419
November	12,961	12,472
December	14,509	14,156
January	16,884	
February	18,563	
March	20,826	
April	22,057	
May	22,054	
June	22,051	

QUALITY

	Quantity	Base Number	Contract	AT	Region	England
% of FP17s for the same patient ID Re-attending within 3 months - Children	368	2,894	12.7%	10.3%	11.8%	12.0%
% of FP17s for the same patient ID Re-attending within 3 months - Adults	883	4,687	18.8%	14.5%	15.3%	15.9%
% of FP17s for the same patient ID Re-attending between 3 & 9 months - Children	1,460	2,894	50.4%	55.9%	59.1%	58.0%
% of FP17s for the same patient ID Re-attending between 3 & 9 months - Adults	2,026	4,687	43.2%	49.0%	51.5%	50.5%
% of FP17s for Band 1 Urgent Courses	879	7,103	12.4%	8.5%	8.0%	9.0%
% of FP17s Relating to Free Repair or Replacements	25	7,103	0.4%	0.7%	0.8%	0.8%
% of FP17s Relating to Continuations	26	7,103	0.4%	0.9%	1.1%	1.1%
% of Patients satisfied with the dentistry they have received	7	7	N/A	91.4%	91.6%	91.5%
% of Patients satisfied with the time they had to wait for an appointment	7	7	N/A	89.1%	88.3%	87.9%

* This is based on patients treated on this contract for their most recent course of treatment. Figures in italics indicate the base number of FP17s or Patient Questionnaire responses are less than 100. N/A is shown where the base number of responses is less than 10 during the period. % is calculated as Quantity/Base number*100

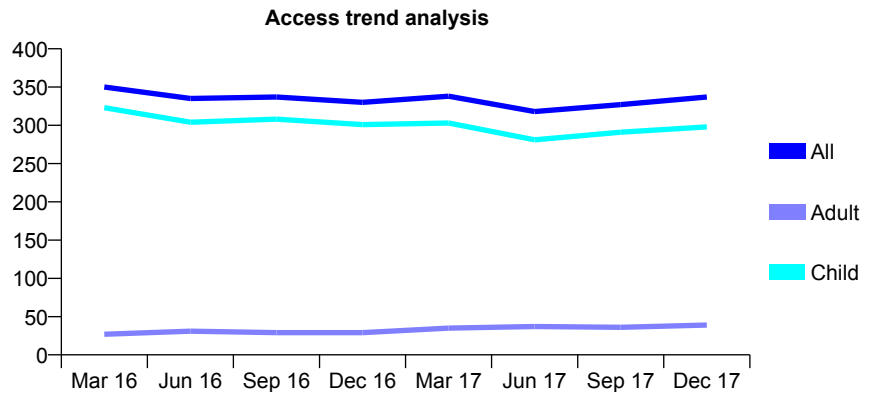
Q57 - Vital Signs At a Glance Contract Report for 807729/0001 - December 2017

Name or company name	MR PL ISAACS
Contract type name	GDS Contract
Purpose of contract	General
Contract start date	01/04/2006
Contract end date	

17/18 Contracted general activity (UDA)	489
Carry forward general activity (UDA)	3
17/18 Contracted orthodontic activity (UOA)	0
Carry forward orthodontic activity (UOA)	0
Baseline contract value	£12,244.82

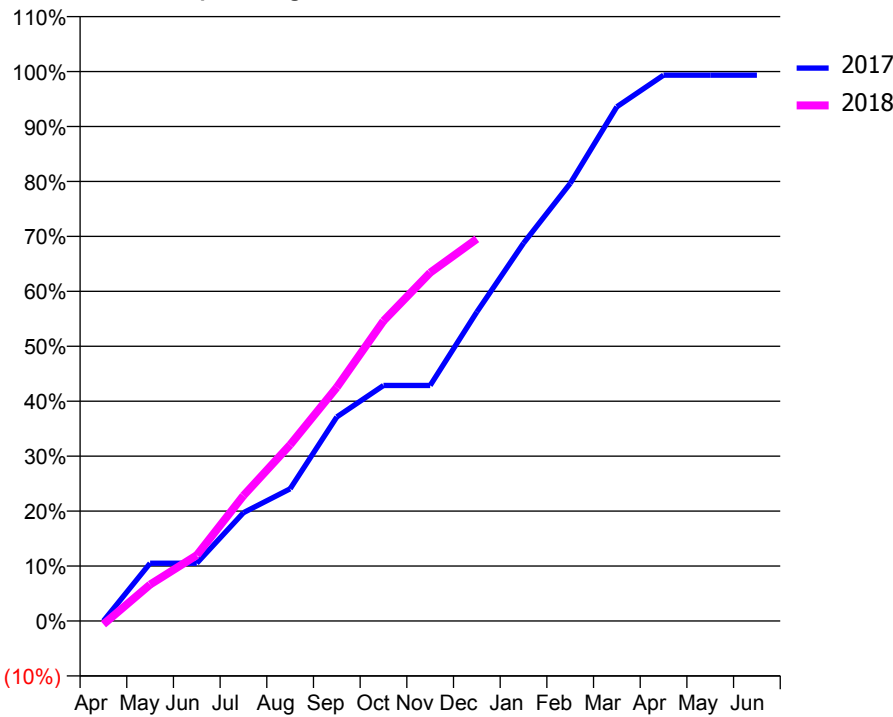
ACCESS*

Patients seen in 24 months	Total	Change since previous quarter
Quarter ending December 2016	330	
Quarter ending March 2017	338	↑
Quarter ending June 2017	318	↓
Quarter ending September 2017	327	↑
Quarter ending December 2017	337	↑
Variance since December 2016	2.1%	↑



ACTIVITY

Cumulative percentage of contracted UDA delivered 2017 & 2018



Month	2017	2018
April	0	-3
May	51	32
June	51	59
July	96	112
August	118	157
September	182	208
October	210	267
November	210	310
December	275	340
January	336	
February	389	
March	458	
April	486	
May	486	
June	486	

QUALITY

	Quantity	Base Number	Contract	AT	Region	England
% of FP17s for the same patient ID Re-attending within 3 months - Children	20	229	8.7%	10.3%	11.8%	12.0%
% of FP17s for the same patient ID Re-attending within 3 months - Adults	0	6	0.0%	14.5%	15.3%	15.9%
% of FP17s for the same patient ID Re-attending between 3 & 9 months - Children	60	229	26.2%	55.9%	59.1%	58.0%
% of FP17s for the same patient ID Re-attending between 3 & 9 months - Adults	4	6	66.7%	49.0%	51.5%	50.5%
% of FP17s for Band 1 Urgent Courses	5	217	2.3%	8.5%	8.0%	9.0%
% of FP17s Relating to Free Repair or Replacements	0	217	0.0%	0.7%	0.8%	0.8%
% of FP17s Relating to Continuations	0	217	0.0%	0.9%	1.1%	1.1%
% of Patients satisfied with the dentistry they have received	0	0	N/A	91.4%	91.6%	91.5%
% of Patients satisfied with the time they had to wait for an appointment	0	0	N/A	89.1%	88.3%	87.9%

* This is based on patients treated on this contract for their most recent course of treatment. Figures in italics indicate the base number of FP17s or Patient Questionnaire responses are less than 100. N/A is shown where the base number of responses is less than 10 during the period. % is calculated as Quantity/Base number*100

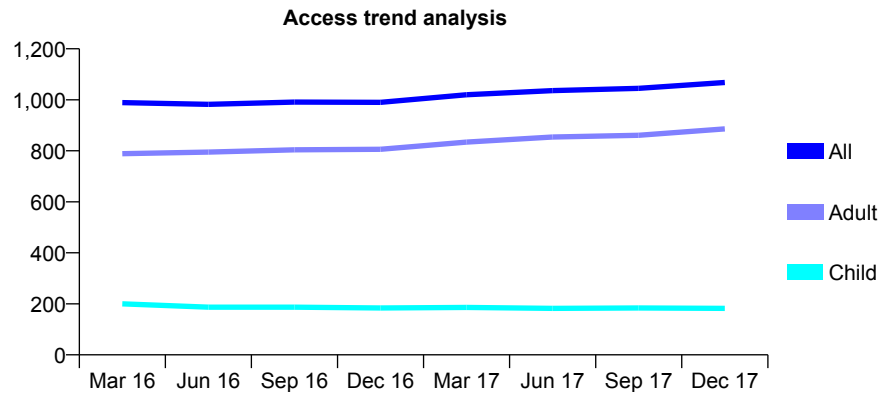
Q57 - Vital Signs At a Glance Contract Report for 812587/0001 - December 2017

Name or company name	MR JB PEEK
Contract type name	GDS Contract
Purpose of contract	General
Contract start date	01/04/2006
Contract end date	

17/18 Contracted general activity (UDA)	5,014
Carry forward general activity (UDA)	-57
17/18 Contracted orthodontic activity (UOA)	0
Carry forward orthodontic activity (UOA)	0
Baseline contract value	£133,179.54

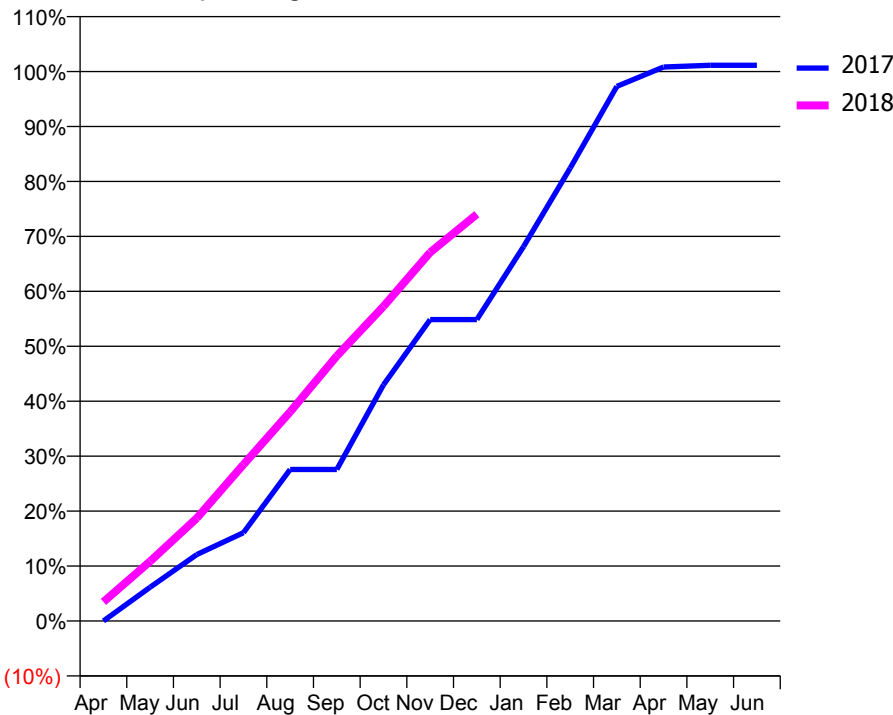
ACCESS*

Patients seen in 24 months	Total	Change since previous quarter
Quarter ending December 2016	990	
Quarter ending March 2017	1,020	↑
Quarter ending June 2017	1,036	→
Quarter ending September 2017	1,045	→
Quarter ending December 2017	1,068	↑
Variance since December 2016	7.9%	↑



ACTIVITY

Cumulative percentage of contracted UDA delivered 2017 & 2018



Month	Adjusted Scheduled Activity (UDA)	
	2017	2018
April	0	175
May	309	545
June	606	938
July	806	1,428
August	1,383	1,909
September	1,383	2,418
October	2,156	2,870
November	2,750	3,364
December	2,750	3,712
January	3,416	
February	4,133	
March	4,878	
April	5,055	
May	5,071	
June	5,071	

QUALITY

	Quantity	Base Number	Contract	AT	Region	England
% of FP17s for the same patient ID Re-attending within 3 months - Children	29	222	13.1%	10.3%	11.8%	12.0%
% of FP17s for the same patient ID Re-attending within 3 months - Adults	298	1,087	27.4%	14.5%	15.3%	15.9%
% of FP17s for the same patient ID Re-attending between 3 & 9 months - Children	134	222	60.4%	55.9%	59.1%	58.0%
% of FP17s for the same patient ID Re-attending between 3 & 9 months - Adults	531	1,087	48.9%	49.0%	51.5%	50.5%
% of FP17s for Band 1 Urgent Courses	210	1,266	16.6%	8.5%	8.0%	9.0%
% of FP17s Relating to Free Repair or Replacements	13	1,266	1.0%	0.7%	0.8%	0.8%
% of FP17s Relating to Continuations	19	1,266	1.5%	0.9%	1.1%	1.1%
% of Patients satisfied with the dentistry they have received	1	1	N/A	91.4%	91.6%	91.5%
% of Patients satisfied with the time they had to wait for an appointment	1	1	N/A	89.1%	88.3%	87.9%

* This is based on patients treated on this contract for their most recent course of treatment. Figures in italics indicate the base number of FP17s or Patient Questionnaire responses are less than 100. N/A is shown where the base number of responses is less than 10 during the period. % is calculated as Quantity/Base number*100

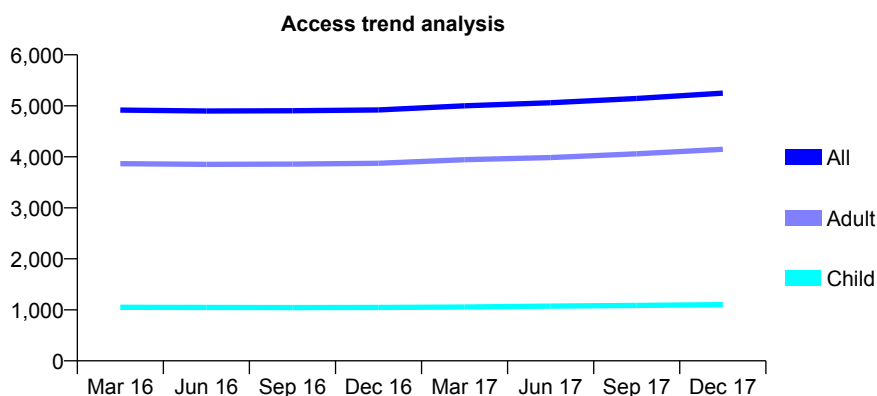
Q57 - Vital Signs At a Glance Contract Report for 822752/0001 - December 2017

Name or company name	MR JJ PATEL
Contract type name	GDS Contract
Purpose of contract	General
Contract start date	01/04/2006
Contract end date	

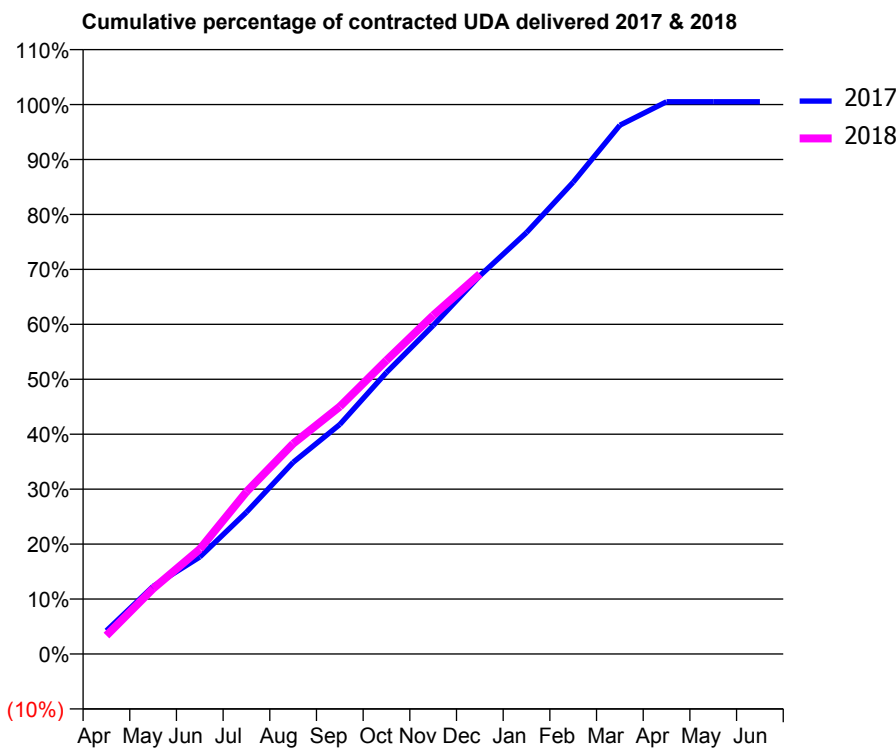
17/18 Contracted general activity (UDA)	17,113
Carry forward general activity (UDA)	-88
17/18 Contracted orthodontic activity (UOA)	0
Carry forward orthodontic activity (UOA)	0
Baseline contract value	£442,094.90

ACCESS*

Patients seen in 24 months	Total	Change since previous quarter
Quarter ending December 2016	4,919	
Quarter ending March 2017	4,999	→
Quarter ending June 2017	5,060	→
Quarter ending September 2017	5,145	→
Quarter ending December 2017	5,249	↑
Variance since December 2016	6.7%	↑



ACTIVITY



Month	Adjusted Scheduled Activity (UDA)	
	2017	2018
April	723	573
May	2,106	2,038
June	3,021	3,268
July	4,415	5,052
August	5,970	6,549
September	7,147	7,705
October	8,770	9,146
November	10,231	10,546
December	11,781	11,834
January	13,126	
February	14,693	
March	16,469	
April	17,198	
May	17,200	
June	17,201	

QUALITY

	Quantity	Base Number	Contract	AT	Region	England
% of FP17s for the same patient ID Re-attending within 3 months - Children	78	1,445	5.4%	10.3%	11.8%	12.0%
% of FP17s for the same patient ID Re-attending within 3 months - Adults	764	5,336	14.3%	14.5%	15.3%	15.9%
% of FP17s for the same patient ID Re-attending between 3 & 9 months - Children	1,044	1,445	72.2%	55.9%	59.1%	58.0%
% of FP17s for the same patient ID Re-attending between 3 & 9 months - Adults	3,498	5,336	65.6%	49.0%	51.5%	50.5%
% of FP17s for Band 1 Urgent Courses	422	6,442	6.6%	8.5%	8.0%	9.0%
% of FP17s Relating to Free Repair or Replacements	103	6,442	1.6%	0.7%	0.8%	0.8%
% of FP17s Relating to Continuations	63	6,442	1.0%	0.9%	1.1%	1.1%
% of Patients satisfied with the dentistry they have received	13	13	100.0%	91.4%	91.6%	91.5%
% of Patients satisfied with the time they had to wait for an appointment	13	13	100.0%	89.1%	88.3%	87.9%

* This is based on patients treated on this contract for their most recent course of treatment. Figures in italics indicate the base number of FP17s or Patient Questionnaire responses are less than 100. N/A is shown where the base number of responses is less than 10 during the period. % is calculated as Quantity/Base number*100

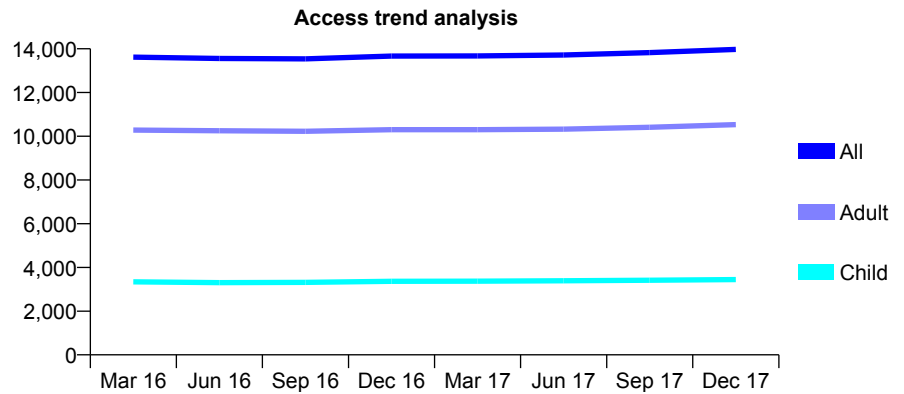
Q57 - Vital Signs At a Glance Contract Report for 825948/0007 - December 2017

Name or company name	MR JK KOTECHA
Contract type name	GDS Contract
Purpose of contract	General
Contract start date	01/02/2010
Contract end date	

17/18 Contracted general activity (UDA)	41,204
Carry forward general activity (UDA)	127
17/18 Contracted orthodontic activity (UOA)	0
Carry forward orthodontic activity (UOA)	0
Baseline contract value	£1,128,365.15

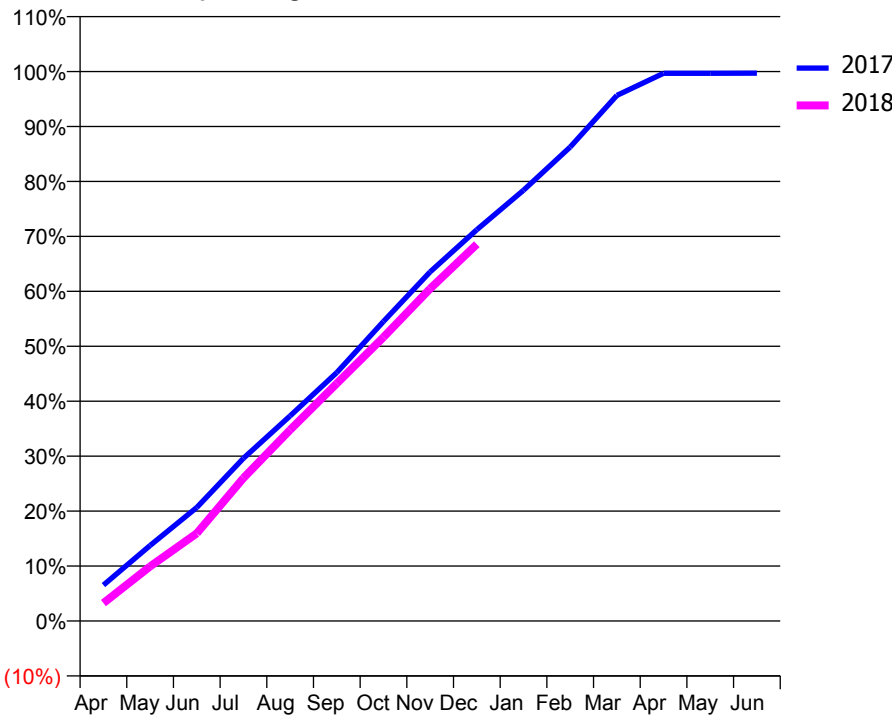
ACCESS*

Patients seen in 24 months	Total	Change since previous quarter
Quarter ending December 2016	13,667	
Quarter ending March 2017	13,673	→
Quarter ending June 2017	13,717	→
Quarter ending September 2017	13,824	→
Quarter ending December 2017	13,971	→
Variance since December 2016	2.2%	↑



ACTIVITY

Cumulative percentage of contracted UDA delivered 2017 & 2018



Month	2017	2018
April	2,698	1,348
May	5,663	4,093
June	8,512	6,570
July	12,205	10,722
August	15,379	14,334
September	18,632	17,809
October	22,462	21,282
November	26,179	24,923
December	29,340	28,248
January	32,301	
February	35,540	
March	39,410	
April	41,075	
May	41,069	
June	41,077	

QUALITY

	Quantity	Base Number	Contract	AT	Region	England
% of FP17s for the same patient ID Re-attending within 3 months - Children	212	3,815	5.6%	10.3%	11.8%	12.0%
% of FP17s for the same patient ID Re-attending within 3 months - Adults	840	9,862	8.5%	14.5%	15.3%	15.9%
% of FP17s for the same patient ID Re-attending between 3 & 9 months - Children	2,412	3,815	63.2%	55.9%	59.1%	58.0%
% of FP17s for the same patient ID Re-attending between 3 & 9 months - Adults	5,292	9,862	53.7%	49.0%	51.5%	50.5%
% of FP17s for Band 1 Urgent Courses	634	13,006	4.9%	8.5%	8.0%	9.0%
% of FP17s Relating to Free Repair or Replacements	90	13,006	0.7%	0.7%	0.8%	0.8%
% of FP17s Relating to Continuations	62	13,006	0.5%	0.9%	1.1%	1.1%
% of Patients satisfied with the dentistry they have received	15	16	93.8%	91.4%	91.6%	91.5%
% of Patients satisfied with the time they had to wait for an appointment	15	16	93.8%	89.1%	88.3%	87.9%

* This is based on patients treated on this contract for their most recent course of treatment. Figures in italics indicate the base number of FP17s or Patient Questionnaire responses are less than 100. N/A is shown where the base number of responses is less than 10 during the period. % is calculated as Quantity/Base number*100

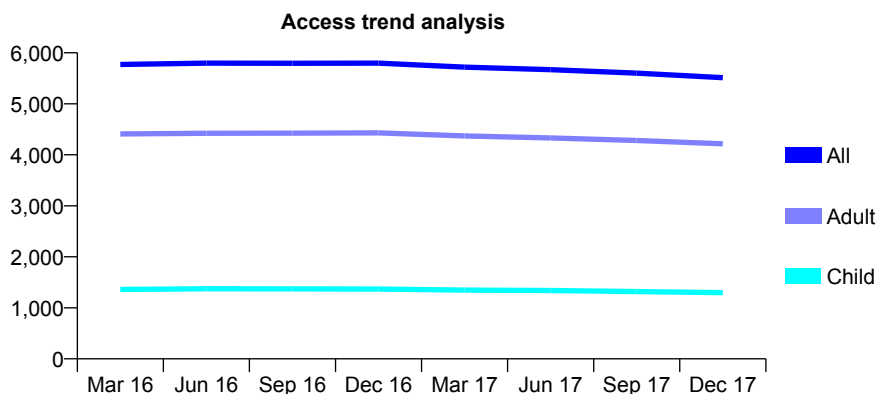
Q57 - Vital Signs At a Glance Contract Report for 825948/0011 - December 2017

Name or company name	MR JK KOTECHEA
Contract type name	GDS Contract
Purpose of contract	General
Contract start date	01/07/2013
Contract end date	

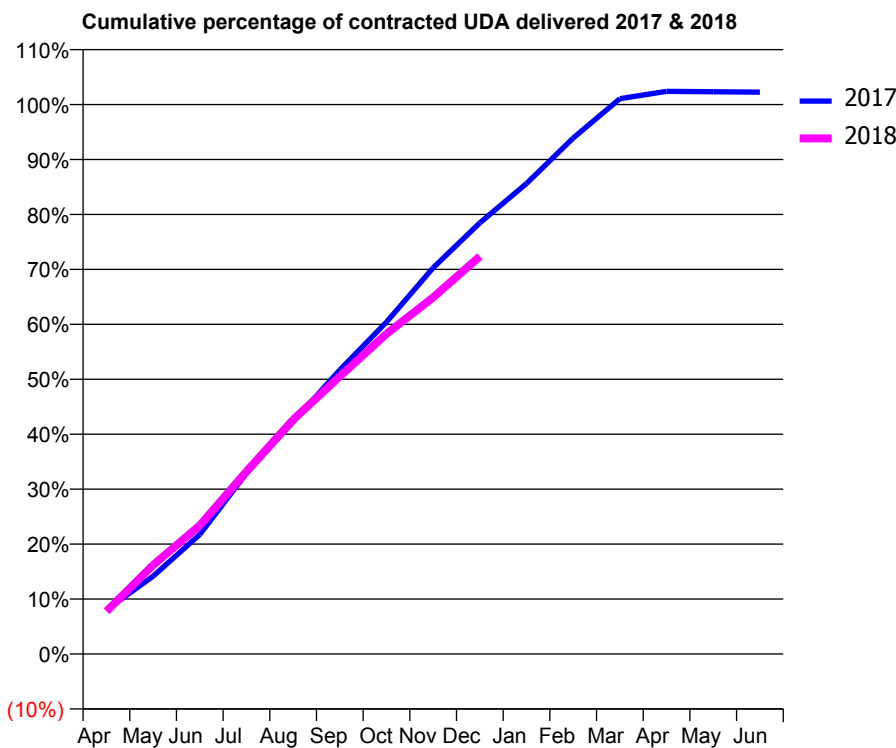
17/18 Contracted general activity (UDA)	14,882
Carry forward general activity (UDA)	-298
17/18 Contracted orthodontic activity (UOA)	0
Carry forward orthodontic activity (UOA)	0
Baseline contract value	£421,180.47

ACCESS*

Patients seen in 24 months	Total	Change since previous quarter
Quarter ending December 2016	5,798	
Quarter ending March 2017	5,718	↓
Quarter ending June 2017	5,669	→
Quarter ending September 2017	5,601	↓
Quarter ending December 2017	5,513	↓
Variance since December 2016	(4.9%)	↓



ACTIVITY



Month	Adjusted Scheduled Activity (UDA)	
	2017	2018
April	1,198	1,156
May	2,109	2,409
June	3,238	3,484
July	4,897	4,947
August	6,293	6,346
September	7,693	7,520
October	8,992	8,673
November	10,461	9,660
December	11,678	10,771
January	12,743	
February	13,976	
March	15,041	
April	15,239	
May	15,229	
June	15,216	

QUALITY

	Quantity	Base Number	Contract	AT	Region	England
% of FP17s for the same patient ID Re-attending within 3 months - Children	40	1,355	3.0%	10.3%	11.8%	12.0%
% of FP17s for the same patient ID Re-attending within 3 months - Adults	289	4,460	6.5%	14.5%	15.3%	15.9%
% of FP17s for the same patient ID Re-attending between 3 & 9 months - Children	826	1,355	61.0%	55.9%	59.1%	58.0%
% of FP17s for the same patient ID Re-attending between 3 & 9 months - Adults	3,051	4,460	68.4%	49.0%	51.5%	50.5%
% of FP17s for Band 1 Urgent Courses	197	5,724	3.4%	8.5%	8.0%	9.0%
% of FP17s Relating to Free Repair or Replacements	37	5,724	0.6%	0.7%	0.8%	0.8%
% of FP17s Relating to Continuations	21	5,724	0.4%	0.9%	1.1%	1.1%
% of Patients satisfied with the dentistry they have received	6	6	N/A	91.4%	91.6%	91.5%
% of Patients satisfied with the time they had to wait for an appointment	6	6	N/A	89.1%	88.3%	87.9%

* This is based on patients treated on this contract for their most recent course of treatment. Figures in italics indicate the base number of FP17s or Patient Questionnaire responses are less than 100. N/A is shown where the base number of responses is less than 10 during the period. % is calculated as Quantity/Base number*100

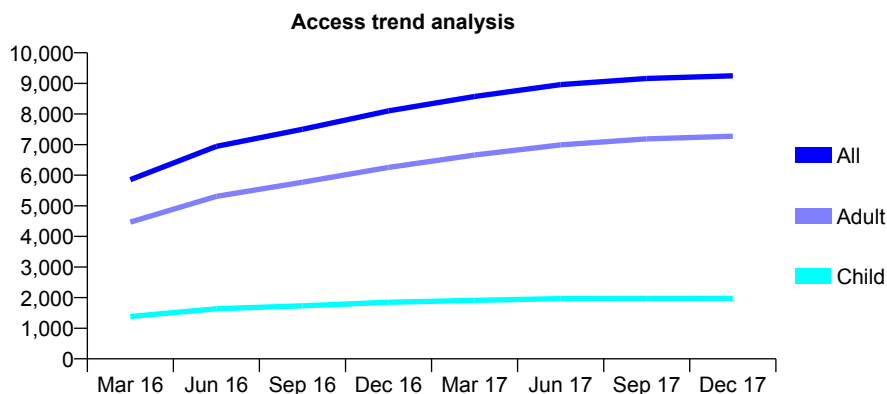
Q57 - Vital Signs At a Glance Contract Report for 825948/0012 - December 2017

Name or company name	MR JK KOTTECHA
Contract type name	GDS Contract
Purpose of contract	General
Contract start date	01/08/2015
Contract end date	

17/18 Contracted general activity (UDA)	24,905
Carry forward general activity (UDA)	-498
17/18 Contracted orthodontic activity (UOA)	0
Carry forward orthodontic activity (UOA)	0
Baseline contract value	£824,114.34

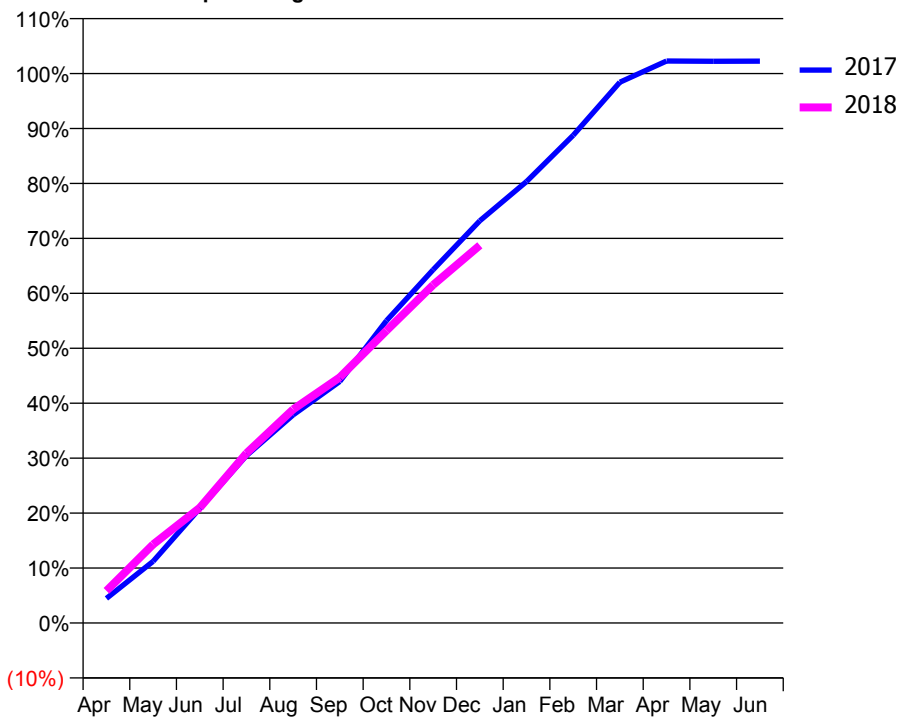
ACCESS*

Patients seen in 24 months	Total	Change since previous quarter
Quarter ending December 2016	8,102	
Quarter ending March 2017	8,572	↑
Quarter ending June 2017	8,962	↑
Quarter ending September 2017	9,160	↑
Quarter ending December 2017	9,248	→
Variance since December 2016	14.1%	↑



ACTIVITY

Cumulative percentage of contracted UDA delivered 2017 & 2018



Month	Adjusted Scheduled Activity (UDA)	
	2017	2018
April	1,114	1,461
May	2,795	3,563
June	5,194	5,227
July	7,586	7,698
August	9,430	9,687
September	10,950	11,134
October	13,707	13,251
November	16,011	15,324
December	18,230	17,116
January	20,005	
February	22,105	
March	24,507	
April	25,469	
May	25,462	
June	25,463	

QUALITY

	Quantity	Base Number	Contract	AT	Region	England
% of FP17s for the same patient ID Re-attending within 3 months - Children	106	2,153	4.9%	10.3%	11.8%	12.0%
% of FP17s for the same patient ID Re-attending within 3 months - Adults	546	7,038	7.8%	14.5%	15.3%	15.9%
% of FP17s for the same patient ID Re-attending between 3 & 9 months - Children	1,429	2,153	66.4%	55.9%	59.1%	58.0%
% of FP17s for the same patient ID Re-attending between 3 & 9 months - Adults	4,324	7,038	61.4%	49.0%	51.5%	50.5%
% of FP17s for Band 1 Urgent Courses	641	8,701	7.4%	8.5%	8.0%	9.0%
% of FP17s Relating to Free Repair or Replacements	73	8,701	0.8%	0.7%	0.8%	0.8%
% of FP17s Relating to Continuations	33	8,701	0.4%	0.9%	1.1%	1.1%
% of Patients satisfied with the dentistry they have received	25	26	96.2%	91.4%	91.6%	91.5%
% of Patients satisfied with the time they had to wait for an appointment	23	26	88.5%	89.1%	88.3%	87.9%

* This is based on patients treated on this contract for their most recent course of treatment. Figures in italics indicate the base number of FP17s or Patient Questionnaire responses are less than 100. N/A is shown where the base number of responses is less than 10 during the period. % is calculated as Quantity/Base number*100

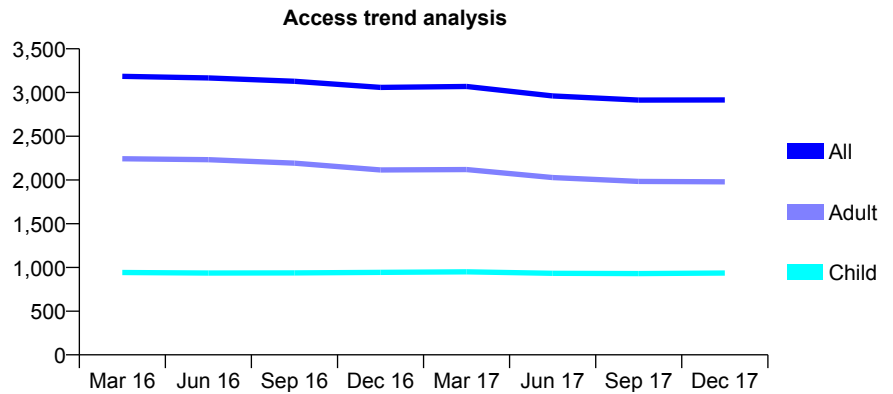
Q57 - Vital Signs At a Glance Contract Report for 843482/0001 - December 2017

Name or company name	Country Park Dental Practice
Contract type name	Pilot Contract
Purpose of contract	General
Contract start date	01/04/2006
Contract end date	

17/18 Contracted general activity (UDA)	11,447
Carry forward general activity (UDA)	0
17/18 Contracted orthodontic activity (UOA)	0
Carry forward orthodontic activity (UOA)	0
Baseline contract value	£286,029.00

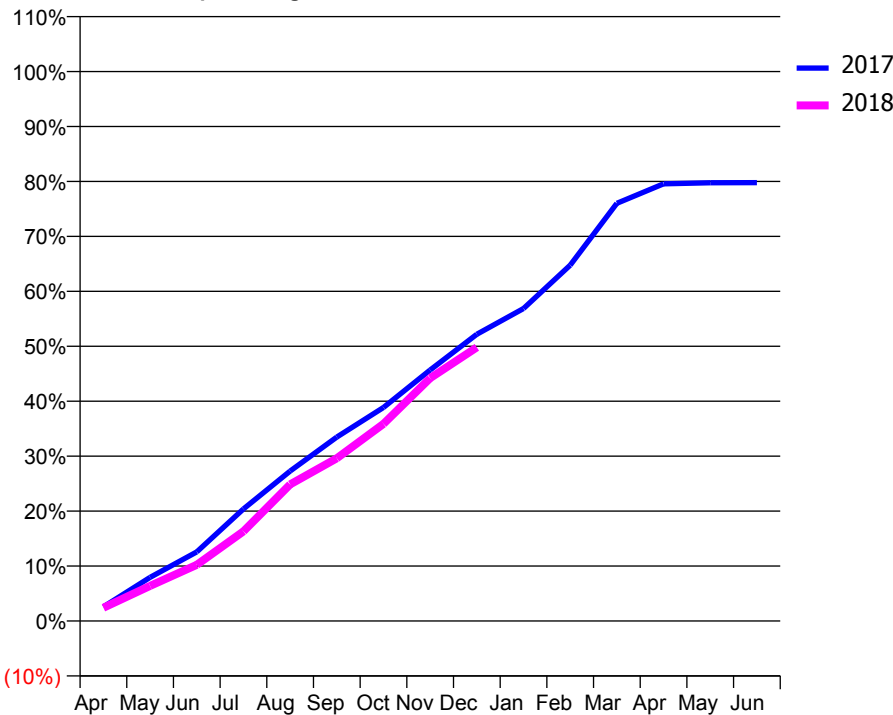
ACCESS*

Patients seen in 24 months	Total	Change since previous quarter
Quarter ending December 2016	3,058	
Quarter ending March 2017	3,069	→
Quarter ending June 2017	2,961	↓
Quarter ending September 2017	2,913	↓
Quarter ending December 2017	2,915	→
Variance since December 2016	(4.7%)	↓



ACTIVITY

Cumulative percentage of contracted UDA delivered 2017 & 2018



Month	Adjusted Scheduled Activity (UDA)	
	2017	2018
April	295	277
May	909	732
June	1,439	1,170
July	2,336	1,868
August	3,124	2,845
September	3,831	3,391
October	4,448	4,107
November	5,228	5,060
December	5,974	5,701
January	6,510	
February	7,412	
March	8,702	
April	9,107	
May	9,129	
June	9,131	

QUALITY

	Quantity	Base Number	Contract	AT	Region	England
% of FP17s for the same patient ID Re-attending within 3 months - Children	51	933	5.5%	10.3%	11.8%	12.0%
% of FP17s for the same patient ID Re-attending within 3 months - Adults	124	1,601	7.7%	14.5%	15.3%	15.9%
% of FP17s for the same patient ID Re-attending between 3 & 9 months - Children	583	933	62.5%	55.9%	59.1%	58.0%
% of FP17s for the same patient ID Re-attending between 3 & 9 months - Adults	901	1,601	56.3%	49.0%	51.5%	50.5%
% of FP17s for Band 1 Urgent Courses	70	2,387	2.9%	8.5%	8.0%	9.0%
% of FP17s Relating to Free Repair or Replacements	14	2,387	0.6%	0.7%	0.8%	0.8%
% of FP17s Relating to Continuations	6	2,387	0.3%	0.9%	1.1%	1.1%
% of Patients satisfied with the dentistry they have received	4	6	N/A	91.4%	91.6%	91.5%
% of Patients satisfied with the time they had to wait for an appointment	4	6	N/A	89.1%	88.3%	87.9%

* This is based on patients treated on this contract for their most recent course of treatment. Figures in italics indicate the base number of FP17s or Patient Questionnaire responses are less than 100. N/A is shown where the base number of responses is less than 10 during the period. % is calculated as Quantity/Base number*100

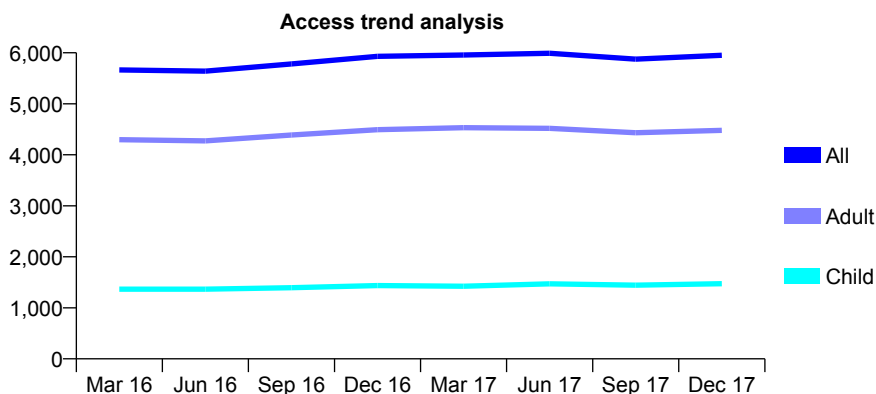
Q57 - Vital Signs At a Glance Contract Report for 843865/0001 - December 2017

Name or company name	MR S MARZBANI
Contract type name	GDS Contract
Purpose of contract	General
Contract start date	01/04/2006
Contract end date	

17/18 Contracted general activity (UDA)	14,715
Carry forward general activity (UDA)	176
17/18 Contracted orthodontic activity (UOA)	0
Carry forward orthodontic activity (UOA)	0
Baseline contract value	£344,418.98

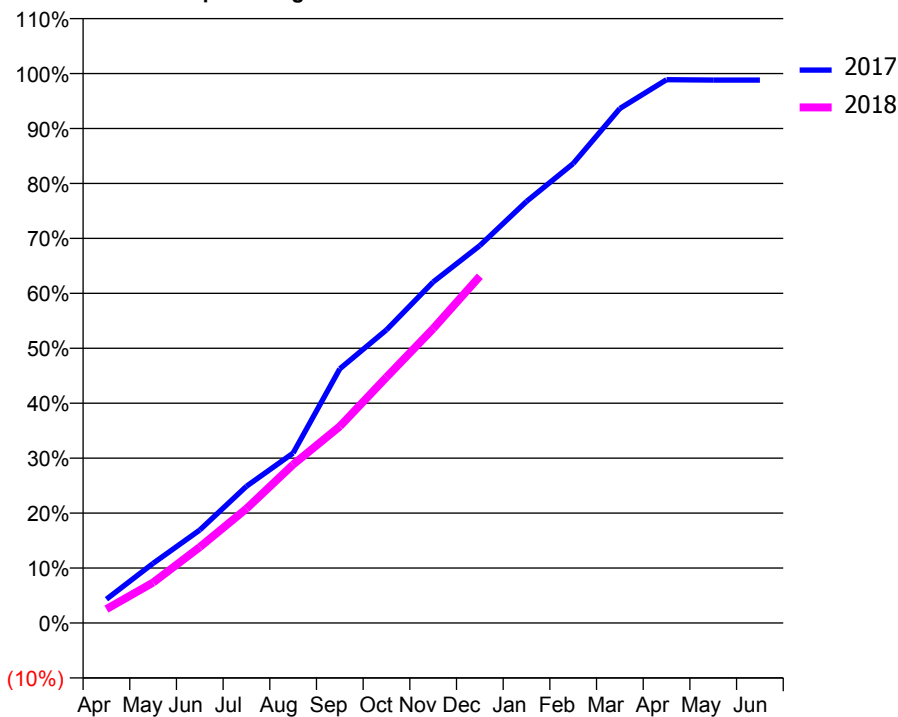
ACCESS*

Patients seen in 24 months	Total	Change since previous quarter
Quarter ending December 2016	5,931	
Quarter ending March 2017	5,957	→
Quarter ending June 2017	5,990	→
Quarter ending September 2017	5,876	↓
Quarter ending December 2017	5,952	→
Variance since December 2016	0.4%	→



ACTIVITY

Cumulative percentage of contracted UDA delivered 2017 & 2018



Month	Adjusted Scheduled Activity (UDA)	
	2017	2018
April	636	373
May	1,597	1,084
June	2,491	2,033
July	3,663	3,063
August	4,552	4,245
September	6,807	5,265
October	7,850	6,584
November	9,131	7,884
December	10,106	9,286
January	11,290	
February	12,303	
March	13,779	
April	14,549	
May	14,539	
June	14,539	

QUALITY

	Quantity	Base Number	Contract	AT	Region	England
% of FP17s for the same patient ID Re-attending within 3 months - Children	141	1,574	9.0%	10.3%	11.8%	12.0%
% of FP17s for the same patient ID Re-attending within 3 months - Adults	340	3,948	8.6%	14.5%	15.3%	15.9%
% of FP17s for the same patient ID Re-attending between 3 & 9 months - Children	870	1,574	55.3%	55.9%	59.1%	58.0%
% of FP17s for the same patient ID Re-attending between 3 & 9 months - Adults	2,063	3,948	52.3%	49.0%	51.5%	50.5%
% of FP17s for Band 1 Urgent Courses	84	5,179	1.6%	8.5%	8.0%	9.0%
% of FP17s Relating to Free Repair or Replacements	20	5,179	0.4%	0.7%	0.8%	0.8%
% of FP17s Relating to Continuations	22	5,179	0.4%	0.9%	1.1%	1.1%
% of Patients satisfied with the dentistry they have received	9	9	N/A	91.4%	91.6%	91.5%
% of Patients satisfied with the time they had to wait for an appointment	9	9	N/A	89.1%	88.3%	87.9%

* This is based on patients treated on this contract for their most recent course of treatment. Figures in italics indicate the base number of FP17s or Patient Questionnaire responses are less than 100. N/A is shown where the base number of responses is less than 10 during the period. % is calculated as Quantity/Base number*100

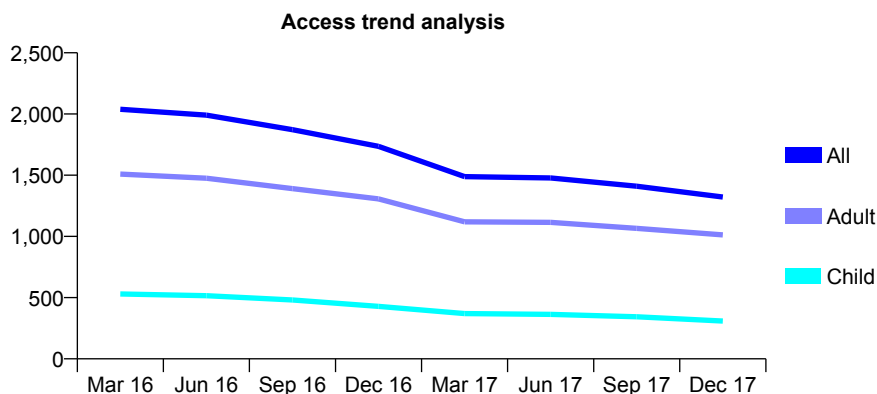
Q57 - Vital Signs At a Glance Contract Report for 854689/0001 - December 2017

Name or company name	MR A RASHID
Contract type name	GDS Contract
Purpose of contract	General
Contract start date	01/04/2006
Contract end date	

17/18 Contracted general activity (UDA)	10,000
Carry forward general activity (UDA)	0
17/18 Contracted orthodontic activity (UOA)	0
Carry forward orthodontic activity (UOA)	0
Baseline contract value	£231,612.04

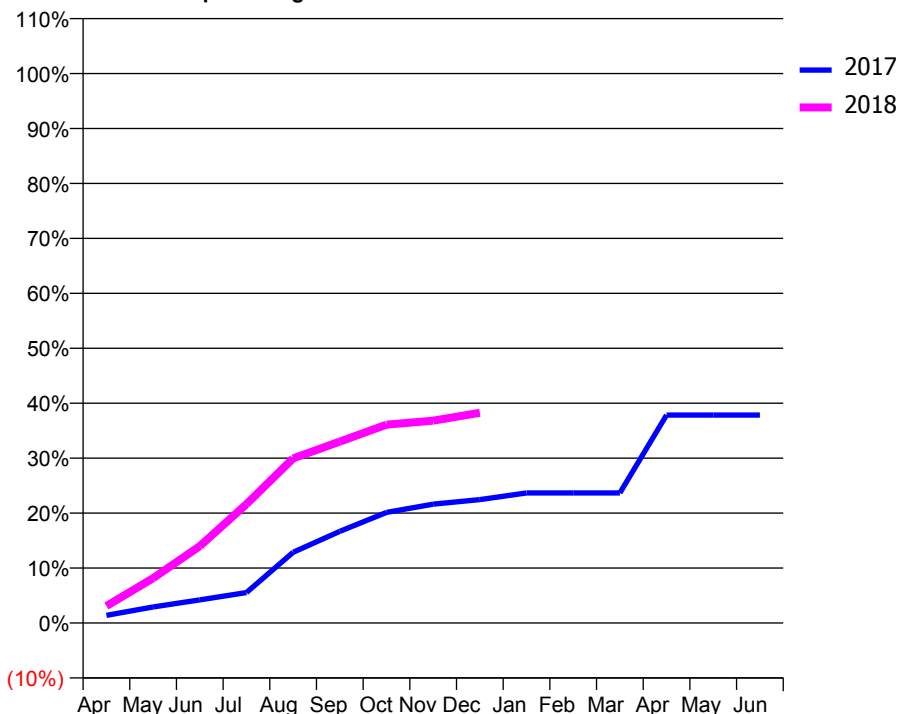
ACCESS*

Patients seen in 24 months	Total	Change since previous quarter
Quarter ending December 2016	1,736	
Quarter ending March 2017	1,489	↓
Quarter ending June 2017	1,478	→
Quarter ending September 2017	1,410	↓
Quarter ending December 2017	1,322	↓
Variance since December 2016	(23.8%)	↓



ACTIVITY

Cumulative percentage of contracted UDA delivered 2017 & 2018



Month	Adjusted Scheduled Activity (UDA)	
	2017	2018
April	140	308
May	293	817
June	422	1,399
July	555	2,164
August	1,287	2,996
September	1,669	3,301
October	2,014	3,610
November	2,162	3,682
December	2,247	3,825
January	2,367	
February	2,367	
March	2,367	
April	3,785	
May	3,785	
June	3,785	

QUALITY

	Quantity	Base Number	Contract	AT	Region	England
% of FP17s for the same patient ID Re-attending within 3 months - Children	30	396	7.6%	10.3%	11.8%	12.0%
% of FP17s for the same patient ID Re-attending within 3 months - Adults	297	1,332	22.3%	14.5%	15.3%	15.9%
% of FP17s for the same patient ID Re-attending between 3 & 9 months - Children	191	396	48.2%	55.9%	59.1%	58.0%
% of FP17s for the same patient ID Re-attending between 3 & 9 months - Adults	539	1,332	40.5%	49.0%	51.5%	50.5%
% of FP17s for Band 1 Urgent Courses	227	1,172	19.4%	8.5%	8.0%	9.0%
% of FP17s Relating to Free Repair or Replacements	15	1,172	1.3%	0.7%	0.8%	0.8%
% of FP17s Relating to Continuations	10	1,172	0.9%	0.9%	1.1%	1.1%
% of Patients satisfied with the dentistry they have received	13	14	92.9%	91.4%	91.6%	91.5%
% of Patients satisfied with the time they had to wait for an appointment	9	14	64.3%	89.1%	88.3%	87.9%

* This is based on patients treated on this contract for their most recent course of treatment. Figures in italics indicate the base number of FP17s or Patient Questionnaire responses are less than 100. N/A is shown where the base number of responses is less than 10 during the period. % is calculated as Quantity/Base number*100

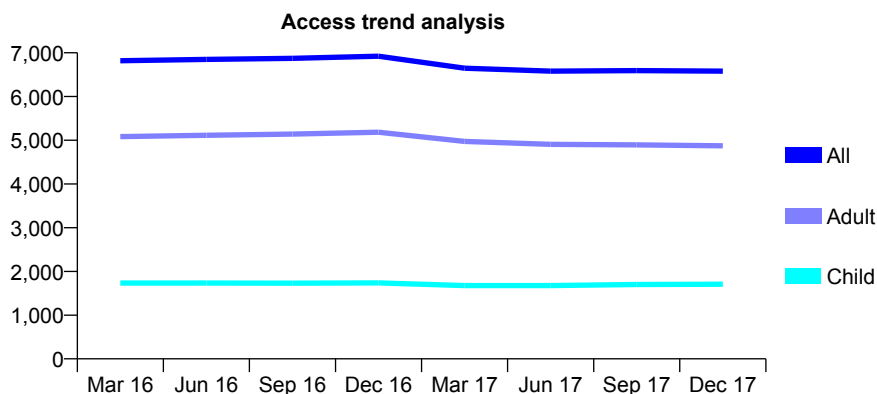
Q57 - Vital Signs At a Glance Contract Report for 855626/0002 - December 2017

Name or company name	Langdon Hills Dental Care
Contract type name	GDS Contract
Purpose of contract	General
Contract start date	13/12/2011
Contract end date	

17/18 Contracted general activity (UDA)	15,588
Carry forward general activity (UDA)	-165
17/18 Contracted orthodontic activity (UOA)	0
Carry forward orthodontic activity (UOA)	0
Baseline contract value	£415,489.80

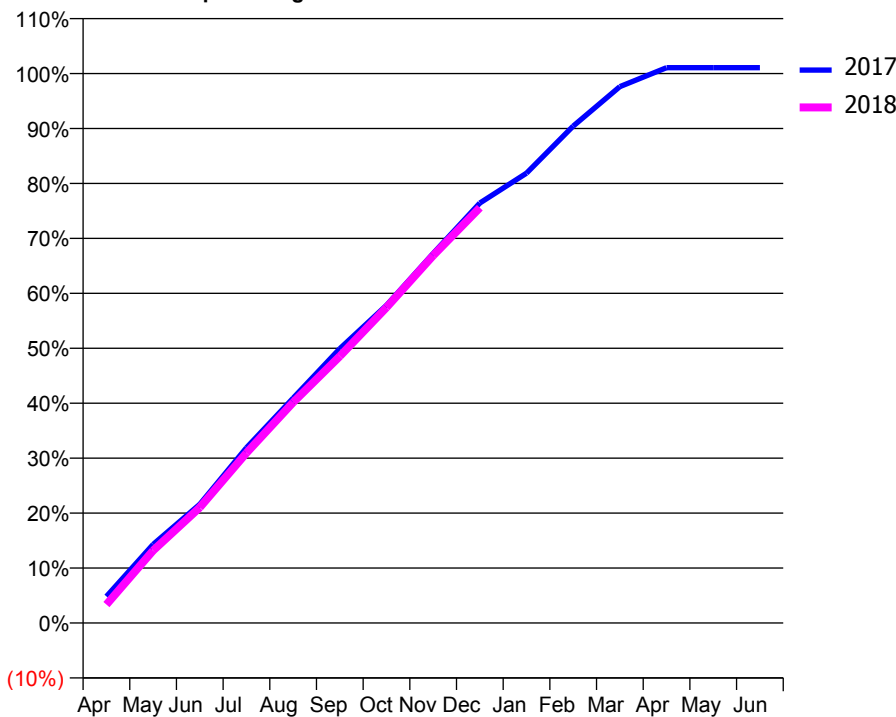
ACCESS*

Patients seen in 24 months	Total	Change since previous quarter
Quarter ending December 2016	6,922	
Quarter ending March 2017	6,649	↓
Quarter ending June 2017	6,582	↓
Quarter ending September 2017	6,594	→
Quarter ending December 2017	6,581	→
Variance since December 2016	(4.9%)	↓



ACTIVITY

Cumulative percentage of contracted UDA delivered 2017 & 2018



Month	Adjusted Scheduled Activity (UDA)	
	2017	2018
April	754	524
May	2,232	2,057
June	3,369	3,277
July	4,973	4,825
August	6,378	6,258
September	7,782	7,569
October	9,014	8,952
November	10,483	10,422
December	11,914	11,780
January	12,762	
February	14,098	
March	15,217	
April	15,755	
May	15,755	
June	15,753	

QUALITY

	Quantity	Base Number	Contract	AT	Region	England
% of FP17s for the same patient ID Re-attending within 3 months - Children	135	1,555	8.7%	10.3%	11.8%	12.0%
% of FP17s for the same patient ID Re-attending within 3 months - Adults	865	4,564	19.0%	14.5%	15.3%	15.9%
% of FP17s for the same patient ID Re-attending between 3 & 9 months - Children	657	1,555	42.3%	55.9%	59.1%	58.0%
% of FP17s for the same patient ID Re-attending between 3 & 9 months - Adults	1,770	4,564	38.8%	49.0%	51.5%	50.5%
% of FP17s for Band 1 Urgent Courses	780	5,815	13.4%	8.5%	8.0%	9.0%
% of FP17s Relating to Free Repair or Replacements	58	5,815	1.0%	0.7%	0.8%	0.8%
% of FP17s Relating to Continuations	98	5,815	1.7%	0.9%	1.1%	1.1%
% of Patients satisfied with the dentistry they have received	6	6	N/A	91.4%	91.6%	91.5%
% of Patients satisfied with the time they had to wait for an appointment	6	6	N/A	89.1%	88.3%	87.9%

* This is based on patients treated on this contract for their most recent course of treatment. Figures in italics indicate the base number of FP17s or Patient Questionnaire responses are less than 100. N/A is shown where the base number of responses is less than 10 during the period. % is calculated as Quantity/Base number*100

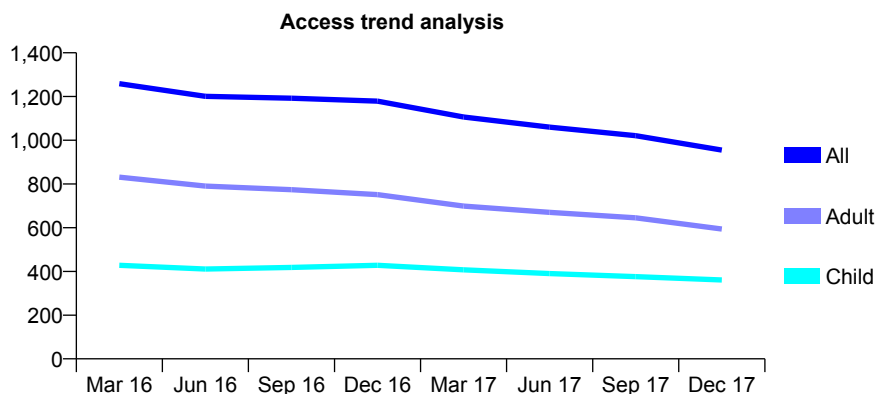
Q57 - Vital Signs At a Glance Contract Report for 861065/0001 - December 2017

Name or company name	MRS DO GAWLEY
Contract type name	GDS Contract
Purpose of contract	General
Contract start date	01/04/2006
Contract end date	

17/18 Contracted general activity (UDA)	4,051
Carry forward general activity (UDA)	0
17/18 Contracted orthodontic activity (UOA)	0
Carry forward orthodontic activity (UOA)	0
Baseline contract value	£99,563.05

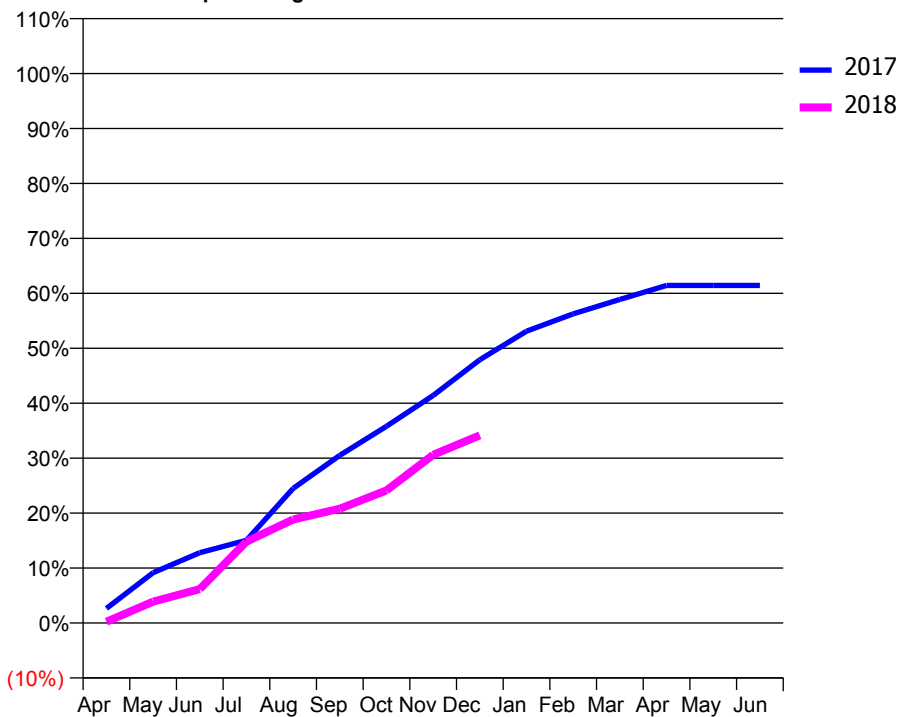
ACCESS*

Patients seen in 24 months	Total	Change since previous quarter
Quarter ending December 2016	1,179	
Quarter ending March 2017	1,106	↓
Quarter ending June 2017	1,060	↓
Quarter ending September 2017	1,021	↓
Quarter ending December 2017	955	↓
Variance since December 2016	(19.0%)	↓



ACTIVITY

Cumulative percentage of contracted UDA delivered 2017 & 2018



Month	Adjusted Scheduled Activity (UDA)	
	2017	2018
April	107	9
May	371	158
June	518	250
July	610	600
August	992	764
September	1,236	843
October	1,451	977
November	1,677	1,240
December	1,941	1,384
January	2,151	
February	2,279	
March	2,385	
April	2,489	
May	2,489	
June	2,489	

QUALITY

	Quantity	Base Number	Contract	AT	Region	England
% of FP17s for the same patient ID Re-attending within 3 months - Children	23	354	6.5%	10.3%	11.8%	12.0%
% of FP17s for the same patient ID Re-attending within 3 months - Adults	75	573	13.1%	14.5%	15.3%	15.9%
% of FP17s for the same patient ID Re-attending between 3 & 9 months - Children	199	354	56.2%	55.9%	59.1%	58.0%
% of FP17s for the same patient ID Re-attending between 3 & 9 months - Adults	323	573	56.4%	49.0%	51.5%	50.5%
% of FP17s for Band 1 Urgent Courses	73	890	8.2%	8.5%	8.0%	9.0%
% of FP17s Relating to Free Repair or Replacements	0	890	0.0%	0.7%	0.8%	0.8%
% of FP17s Relating to Continuations	13	890	1.5%	0.9%	1.1%	1.1%
% of Patients satisfied with the dentistry they have received	1	1	N/A	91.4%	91.6%	91.5%
% of Patients satisfied with the time they had to wait for an appointment	1	1	N/A	89.1%	88.3%	87.9%

* This is based on patients treated on this contract for their most recent course of treatment. Figures in italics indicate the base number of FP17s or Patient Questionnaire responses are less than 100. N/A is shown where the base number of responses is less than 10 during the period. % is calculated as Quantity/Base number*100

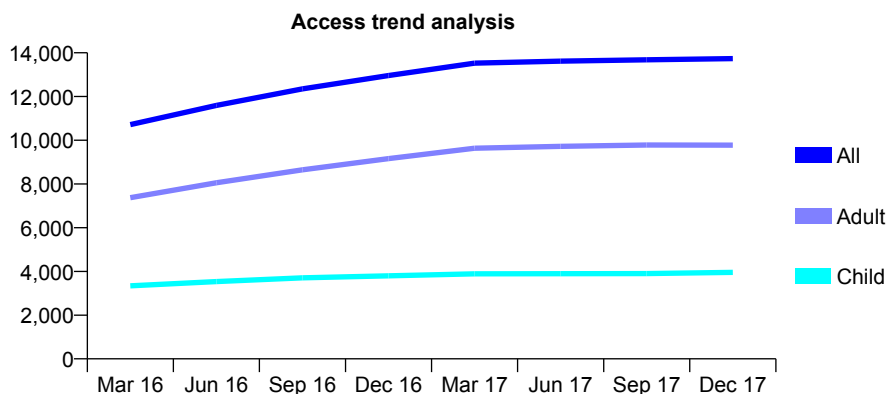
Q57 - Vital Signs At a Glance Contract Report for 866113/0001 - December 2017

Name or company name	MS N KOTECCHA
Contract type name	GDS Contract
Purpose of contract	General
Contract start date	01/05/2015
Contract end date	

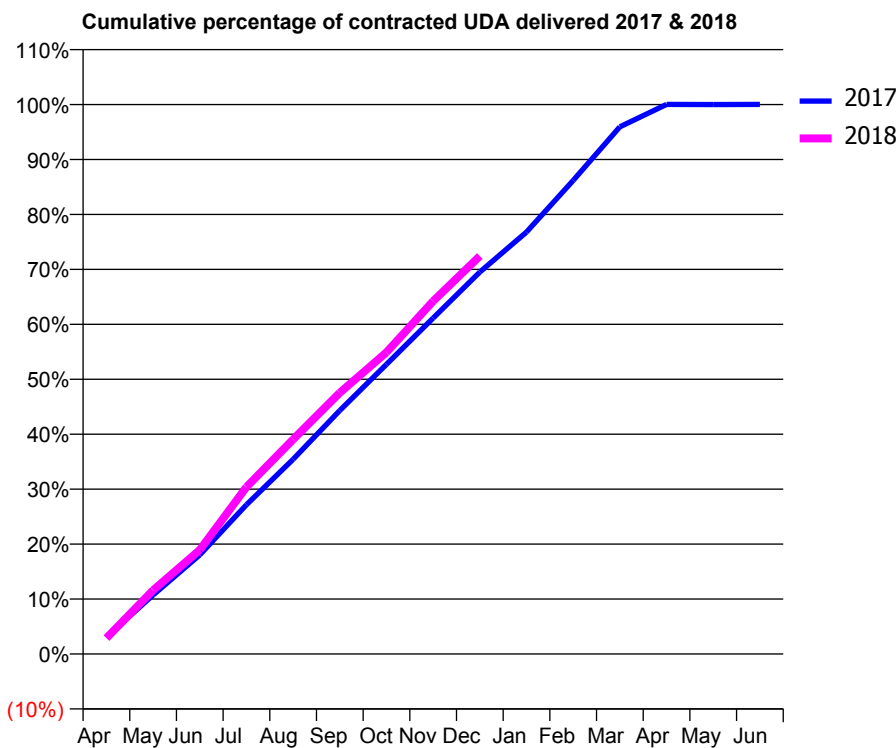
17/18 Contracted general activity (UDA)	36,497
Carry forward general activity (UDA)	-2
17/18 Contracted orthodontic activity (UOA)	0
Carry forward orthodontic activity (UOA)	0
Baseline contract value	£906,285.08

ACCESS*

Patients seen in 24 months	Total	Change since previous quarter
Quarter ending December 2016	12,957	
Quarter ending March 2017	13,525	↑
Quarter ending June 2017	13,616	→
Quarter ending September 2017	13,681	→
Quarter ending December 2017	13,735	→
Variance since December 2016	6.0%	↑



ACTIVITY



Month	Adjusted Scheduled Activity (UDA)	
	2017	2018
April	1,122	1,057
May	3,923	4,234
June	6,586	6,916
July	9,913	11,097
August	12,932	14,256
September	16,174	17,357
October	19,237	20,036
November	22,313	23,443
December	25,366	26,434
January	28,031	
February	31,458	
March	35,017	
April	36,499	
May	36,498	
June	36,499	

QUALITY

	Quantity	Base Number	Contract	AT	Region	England
% of FP17s for the same patient ID Re-attending within 3 months - Children	256	4,297	6.0%	10.3%	11.8%	12.0%
% of FP17s for the same patient ID Re-attending within 3 months - Adults	1,057	9,497	11.1%	14.5%	15.3%	15.9%
% of FP17s for the same patient ID Re-attending between 3 & 9 months - Children	2,778	4,297	64.6%	55.9%	59.1%	58.0%
% of FP17s for the same patient ID Re-attending between 3 & 9 months - Adults	5,433	9,497	57.2%	49.0%	51.5%	50.5%
% of FP17s for Band 1 Urgent Courses	922	13,016	7.1%	8.5%	8.0%	9.0%
% of FP17s Relating to Free Repair or Replacements	148	13,016	1.1%	0.7%	0.8%	0.8%
% of FP17s Relating to Continuations	38	13,016	0.3%	0.9%	1.1%	1.1%
% of Patients satisfied with the dentistry they have received	23	26	88.5%	91.4%	91.6%	91.5%
% of Patients satisfied with the time they had to wait for an appointment	23	26	88.5%	89.1%	88.3%	87.9%

* This is based on patients treated on this contract for their most recent course of treatment. Figures in italics indicate the base number of FP17s or Patient Questionnaire responses are less than 100. N/A is shown where the base number of responses is less than 10 during the period. % is calculated as Quantity/Base number*100

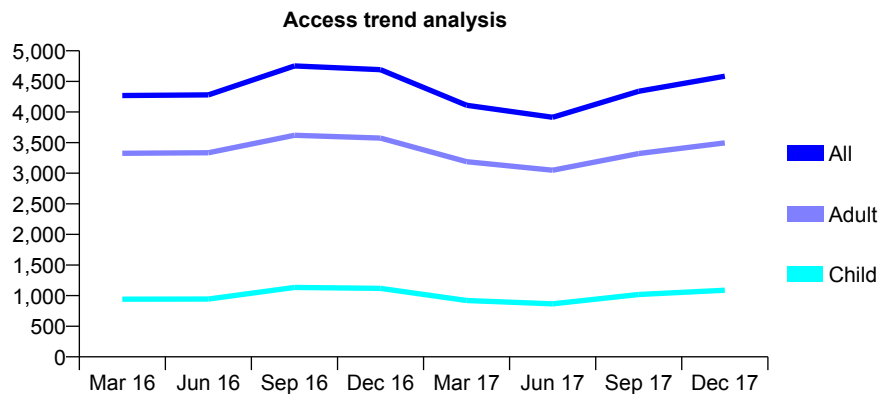
Q57 - Vital Signs At a Glance Contract Report for 890944/0001 - December 2017

Name or company name	MR AF CLOUGH
Contract type name	GDS Contract
Purpose of contract	General
Contract start date	01/04/2006
Contract end date	

17/18 Contracted general activity (UDA)	11,980
Carry forward general activity (UDA)	347
17/18 Contracted orthodontic activity (UOA)	0
Carry forward orthodontic activity (UOA)	0
Baseline contract value	£338,682.67

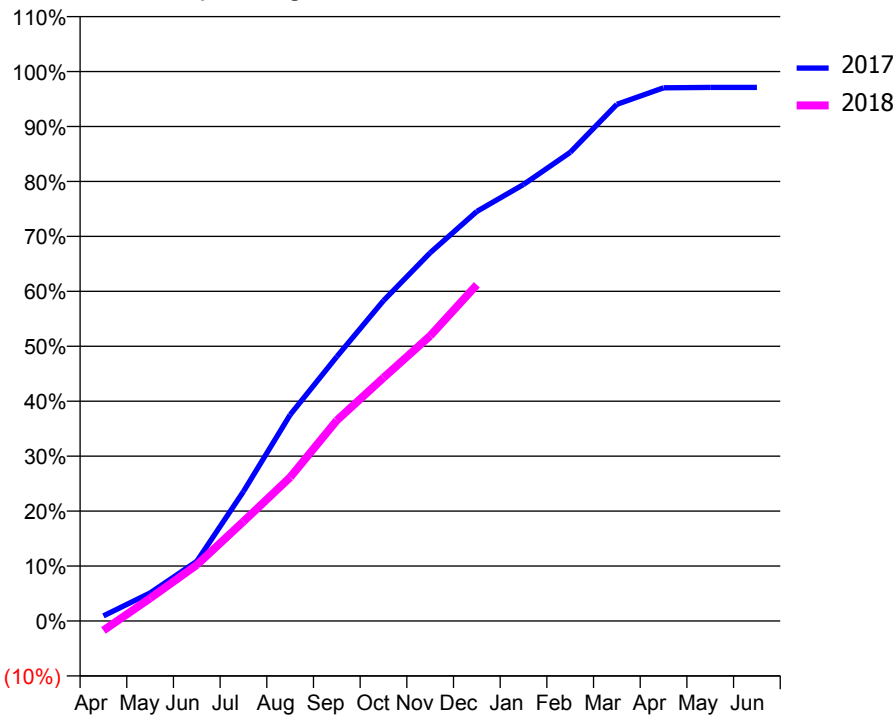
ACCESS*

Patients seen in 24 months	Total	Change since previous quarter
Quarter ending December 2016	4,692	
Quarter ending March 2017	4,110	↓
Quarter ending June 2017	3,914	↓
Quarter ending September 2017	4,339	↑
Quarter ending December 2017	4,585	↑
Variance since December 2016	(2.3%)	↓



ACTIVITY

Cumulative percentage of contracted UDA delivered 2017 & 2018



Month	Adjusted Scheduled Activity (UDA)	
	2017	2018
April	111	-207
May	612	495
June	1,302	1,222
July	2,825	2,170
August	4,496	3,134
September	5,764	4,374
October	6,986	5,305
November	8,028	6,218
December	8,930	7,330
January	9,517	
February	10,218	
March	11,263	
April	11,624	
May	11,633	
June	11,633	

QUALITY

	Quantity	Base Number	Contract	AT	Region	England
% of FP17s for the same patient ID Re-attending within 3 months - Children	52	1,067	4.9%	10.3%	11.8%	12.0%
% of FP17s for the same patient ID Re-attending within 3 months - Adults	230	2,925	7.9%	14.5%	15.3%	15.9%
% of FP17s for the same patient ID Re-attending between 3 & 9 months - Children	371	1,067	34.8%	55.9%	59.1%	58.0%
% of FP17s for the same patient ID Re-attending between 3 & 9 months - Adults	790	2,925	27.0%	49.0%	51.5%	50.5%
% of FP17s for Band 1 Urgent Courses	524	3,865	13.6%	8.5%	8.0%	9.0%
% of FP17s Relating to Free Repair or Replacements	24	3,865	0.6%	0.7%	0.8%	0.8%
% of FP17s Relating to Continuations	22	3,865	0.6%	0.9%	1.1%	1.1%
% of Patients satisfied with the dentistry they have received	4	4	N/A	91.4%	91.6%	91.5%
% of Patients satisfied with the time they had to wait for an appointment	4	4	N/A	89.1%	88.3%	87.9%

* This is based on patients treated on this contract for their most recent course of treatment. Figures in italics indicate the base number of FP17s or Patient Questionnaire responses are less than 100. N/A is shown where the base number of responses is less than 10 during the period. % is calculated as Quantity/Base number*100

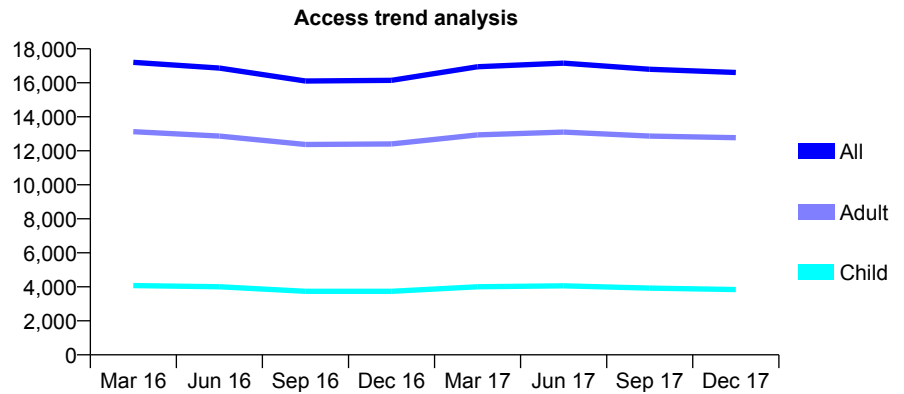
Q57 - Vital Signs At a Glance Contract Report for 890944/0002 - December 2017

Name or company name	MR AF CLOUGH
Contract type name	GDS Contract
Purpose of contract	General
Contract start date	01/04/2006
Contract end date	

17/18 Contracted general activity (UDA)	45,858
Carry forward general activity (UDA)	1,512
17/18 Contracted orthodontic activity (UOA)	0
Carry forward orthodontic activity (UOA)	0
Baseline contract value	£1,423,557.16

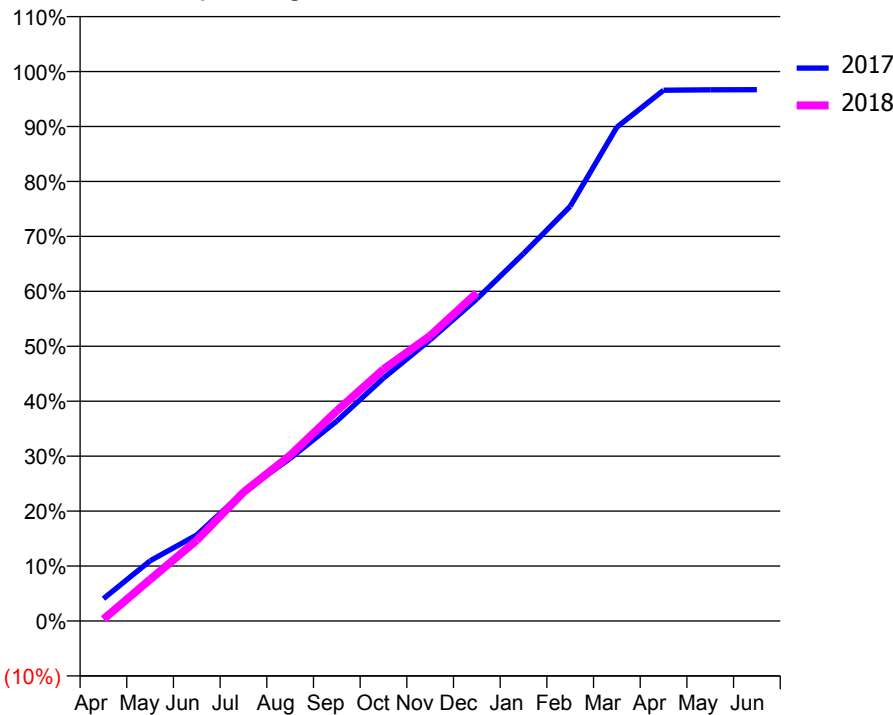
ACCESS*

Patients seen in 24 months	Total	Change since previous quarter
Quarter ending December 2016	16,146	
Quarter ending March 2017	16,944	↑
Quarter ending June 2017	17,160	→
Quarter ending September 2017	16,795	↓
Quarter ending December 2017	16,611	↓
Variance since December 2016	2.9%	↑



ACTIVITY

Cumulative percentage of contracted UDA delivered 2017 & 2018



Month	Adjusted Scheduled Activity (UDA)	
	2017	2018
April	1,868	152
May	5,024	3,466
June	7,186	6,735
July	10,775	10,747
August	13,568	13,829
September	16,688	17,542
October	20,275	21,016
November	23,470	23,812
December	26,882	27,395
January	30,661	
February	34,601	
March	41,209	
April	44,292	
May	44,334	
June	44,346	

QUALITY

	Quantity	Base Number	Contract	AT	Region	England
% of FP17s for the same patient ID Re-attending within 3 months - Children	252	3,742	6.7%	10.3%	11.8%	12.0%
% of FP17s for the same patient ID Re-attending within 3 months - Adults	1,985	11,204	17.7%	14.5%	15.3%	15.9%
% of FP17s for the same patient ID Re-attending between 3 & 9 months - Children	1,838	3,742	49.1%	55.9%	59.1%	58.0%
% of FP17s for the same patient ID Re-attending between 3 & 9 months - Adults	3,790	11,204	33.8%	49.0%	51.5%	50.5%
% of FP17s for Band 1 Urgent Courses	2,546	13,777	18.5%	8.5%	8.0%	9.0%
% of FP17s Relating to Free Repair or Replacements	173	13,777	1.3%	0.7%	0.8%	0.8%
% of FP17s Relating to Continuations	144	13,777	1.0%	0.9%	1.1%	1.1%
% of Patients satisfied with the dentistry they have received	15	19	78.9%	91.4%	91.6%	91.5%
% of Patients satisfied with the time they had to wait for an appointment	15	19	78.9%	89.1%	88.3%	87.9%

* This is based on patients treated on this contract for their most recent course of treatment. Figures in italics indicate the base number of FP17s or Patient Questionnaire responses are less than 100. N/A is shown where the base number of responses is less than 10 during the period. % is calculated as Quantity/Base number*100

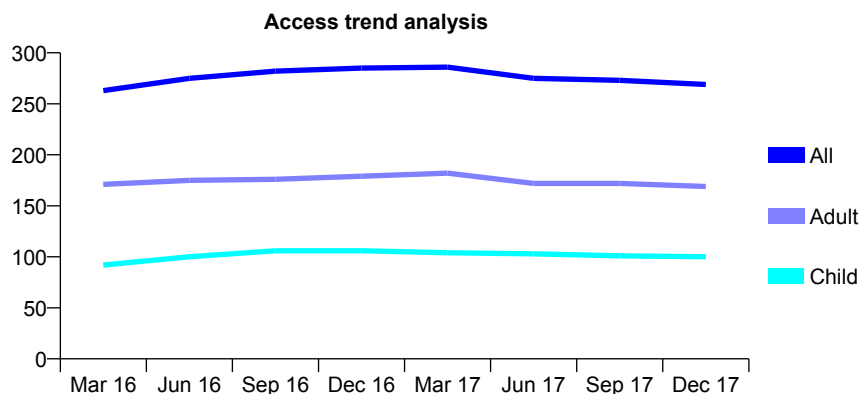
Q57 - Vital Signs At a Glance Contract Report for 907456/0001 - December 2017

Name or company name	MR NV PANDYA
Contract type name	GDS Contract
Purpose of contract	General
Contract start date	01/04/2006
Contract end date	

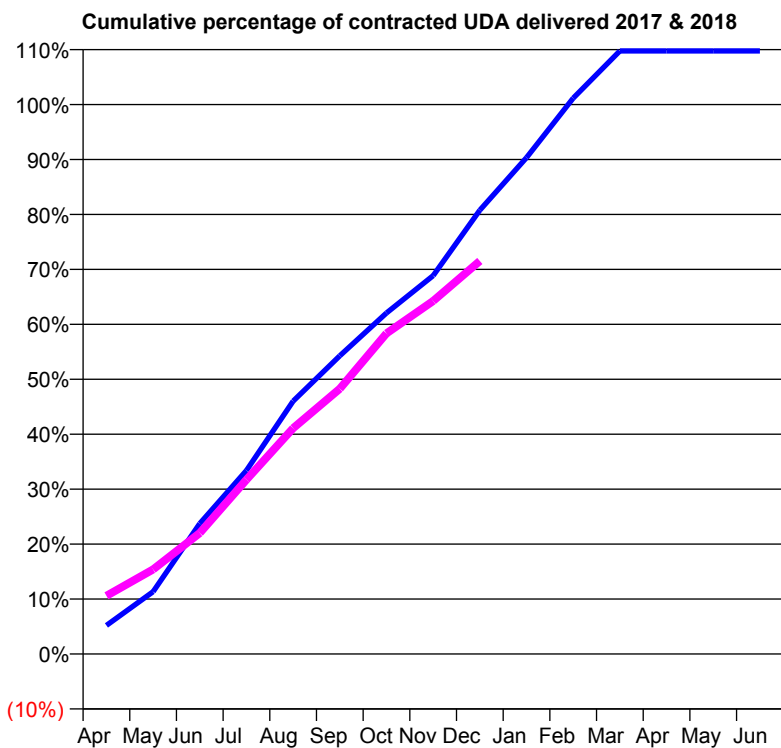
17/18 Contracted general activity (UDA)	621
Carry forward general activity (UDA)	-12
17/18 Contracted orthodontic activity (UOA)	0
Carry forward orthodontic activity (UOA)	0
Baseline contract value	£16,490.46

ACCESS*

Patients seen in 24 months	Total	Change since previous quarter
Quarter ending December 2016	285	
Quarter ending March 2017	286	→
Quarter ending June 2017	275	↓
Quarter ending September 2017	273	→
Quarter ending December 2017	269	↓
Variance since December 2016	(5.6%)	↓



ACTIVITY



Month	Adjusted Scheduled Activity (UDA)	
	2017	2018
April	32	66
May	70	96
June	147	137
July	207	197
August	286	255
September	337	300
October	385	362
November	428	399
December	502	444
January	561	
February	628	
March	682	
April	682	
May	682	
June	682	

QUALITY

	Quantity	Base Number	Contract	AT	Region	England
% of FP17s for the same patient ID Re-attending within 3 months - Children	7	108	6.5%	10.3%	11.8%	12.0%
% of FP17s for the same patient ID Re-attending within 3 months - Adults	34	177	19.2%	14.5%	15.3%	15.9%
% of FP17s for the same patient ID Re-attending between 3 & 9 months - Children	62	108	57.4%	55.9%	59.1%	58.0%
% of FP17s for the same patient ID Re-attending between 3 & 9 months - Adults	101	177	57.1%	49.0%	51.5%	50.5%
% of FP17s for Band 1 Urgent Courses	21	285	7.4%	8.5%	8.0%	9.0%
% of FP17s Relating to Free Repair or Replacements	2	285	0.7%	0.7%	0.8%	0.8%
% of FP17s Relating to Continuations	6	285	2.1%	0.9%	1.1%	1.1%
% of Patients satisfied with the dentistry they have received	0	0	N/A	91.4%	91.6%	91.5%
% of Patients satisfied with the time they had to wait for an appointment	0	0	N/A	89.1%	88.3%	87.9%

* This is based on patients treated on this contract for their most recent course of treatment. Figures in italics indicate the base number of FP17s or Patient Questionnaire responses are less than 100. N/A is shown where the base number of responses is less than 10 during the period. % is calculated as Quantity/Base number*100

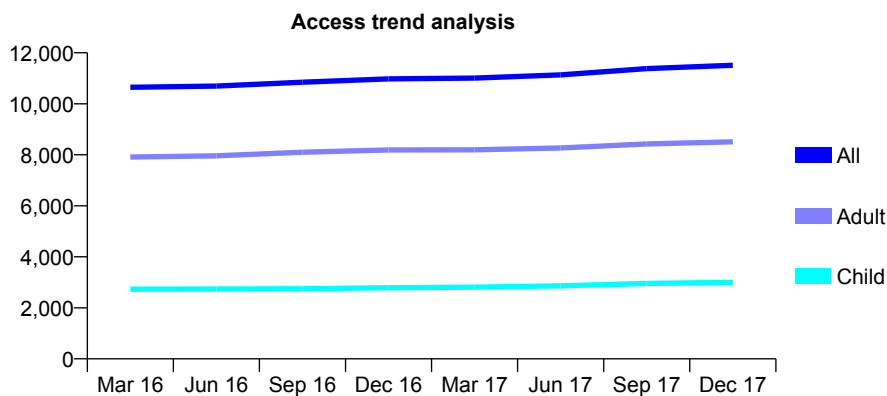
Q57 - Vital Signs At a Glance Contract Report for 911739/0001 - December 2017

Name or company name	The Walden Dental Clinic
Contract type name	GDS Contract
Purpose of contract	General
Contract start date	01/04/2006
Contract end date	

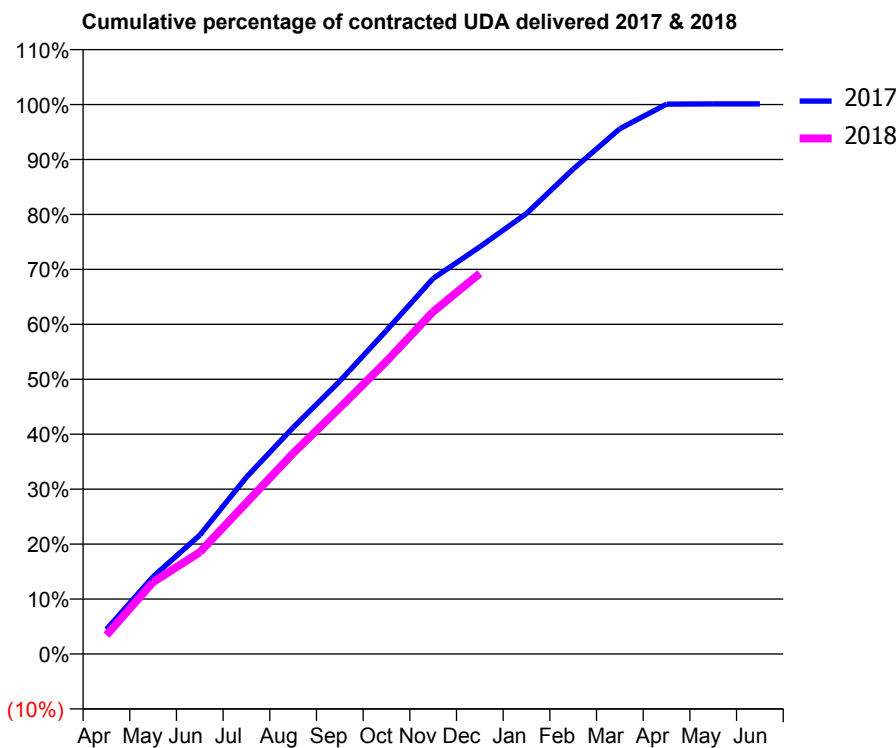
17/18 Contracted general activity (UDA)	28,622
Carry forward general activity (UDA)	-33
17/18 Contracted orthodontic activity (UOA)	0
Carry forward orthodontic activity (UOA)	0
Baseline contract value	£714,344.29

ACCESS*

Patients seen in 24 months	Total	Change since previous quarter
Quarter ending December 2016	10,977	
Quarter ending March 2017	11,008	→
Quarter ending June 2017	11,133	→
Quarter ending September 2017	11,382	↑
Quarter ending December 2017	11,510	→
Variance since December 2016	4.9%	↑



ACTIVITY



Month	Adjusted Scheduled Activity (UDA)	
	2017	2018
April	1,283	980
May	4,030	3,744
June	6,190	5,303
July	9,212	7,880
August	11,799	10,459
September	14,214	12,823
October	16,851	15,249
November	19,562	17,831
December	21,208	19,823
January	22,945	
February	25,255	
March	27,364	
April	28,643	
May	28,655	
June	28,655	

QUALITY

	Quantity	Base Number	Contract	AT	Region	England
% of FP17s for the same patient ID Re-attending within 3 months - Children	214	3,338	6.4%	10.3%	11.8%	12.0%
% of FP17s for the same patient ID Re-attending within 3 months - Adults	1,116	7,407	15.1%	14.5%	15.3%	15.9%
% of FP17s for the same patient ID Re-attending between 3 & 9 months - Children	1,861	3,338	55.8%	55.9%	59.1%	58.0%
% of FP17s for the same patient ID Re-attending between 3 & 9 months - Adults	2,747	7,407	37.1%	49.0%	51.5%	50.5%
% of FP17s for Band 1 Urgent Courses	911	9,674	9.4%	8.5%	8.0%	9.0%
% of FP17s Relating to Free Repair or Replacements	44	9,674	0.5%	0.7%	0.8%	0.8%
% of FP17s Relating to Continuations	108	9,674	1.1%	0.9%	1.1%	1.1%
% of Patients satisfied with the dentistry they have received	22	22	100.0%	91.4%	91.6%	91.5%
% of Patients satisfied with the time they had to wait for an appointment	21	22	95.5%	89.1%	88.3%	87.9%

* This is based on patients treated on this contract for their most recent course of treatment. Figures in italics indicate the base number of FP17s or Patient Questionnaire responses are less than 100. N/A is shown where the base number of responses is less than 10 during the period. % is calculated as Quantity/Base number*100

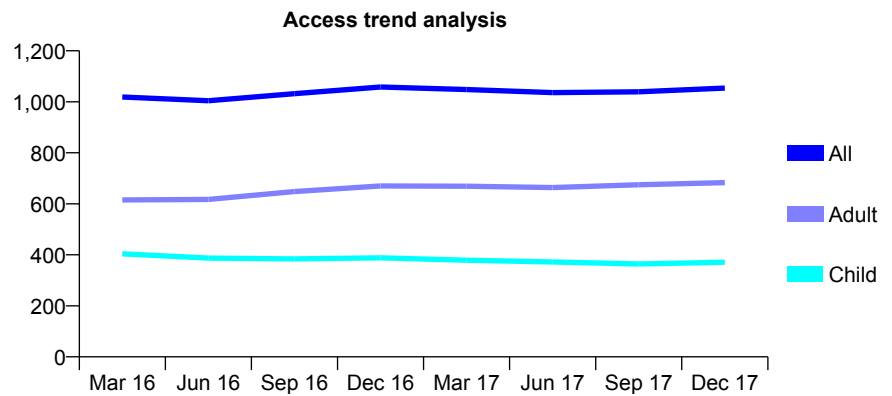
Q57 - Vital Signs At a Glance Contract Report for 913111/0002 - December 2017

Name or company name	MR J SINGH
Contract type name	GDS Contract
Purpose of contract	General
Contract start date	01/04/2009
Contract end date	

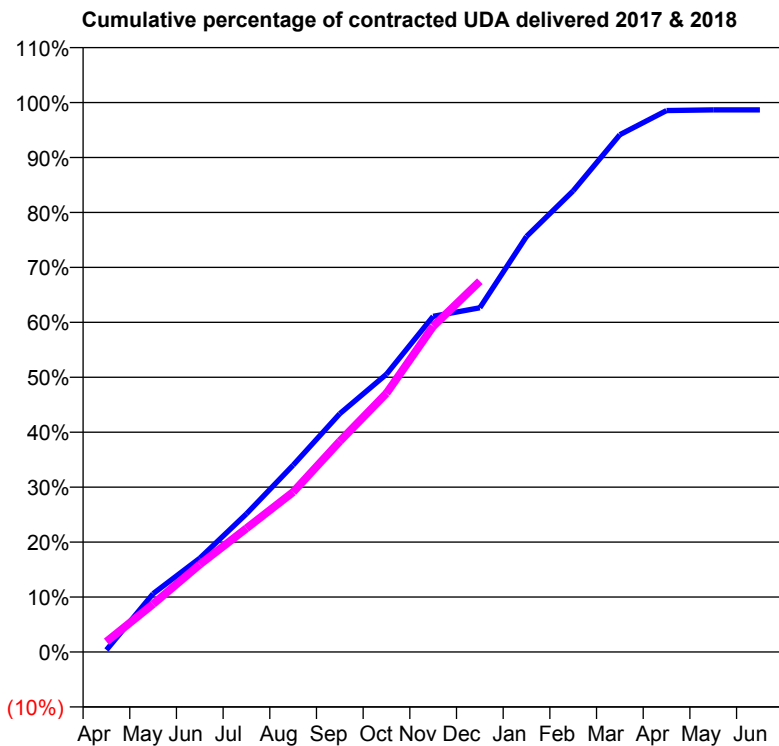
17/18 Contracted general activity (UDA)	2,500
Carry forward general activity (UDA)	34
17/18 Contracted orthodontic activity (UOA)	0
Carry forward orthodontic activity (UOA)	0
Baseline contract value	£60,634.43

ACCESS*

Patients seen in 24 months	Total	Change since previous quarter
Quarter ending December 2016	1,058	
Quarter ending March 2017	1,048	→
Quarter ending June 2017	1,036	↓
Quarter ending September 2017	1,039	→
Quarter ending December 2017	1,054	→
Variance since December 2016	(0.4%)	→



ACTIVITY



Month	Adjusted Scheduled Activity (UDA)	
	2017	2018
April	9	47
May	266	218
June	427	398
July	629	563
August	850	728
September	1,084	959
October	1,264	1,177
November	1,527	1,482
December	1,566	1,687
January	1,891	
February	2,098	
March	2,354	
April	2,463	
May	2,466	
June	2,466	

QUALITY

	Quantity	Base Number	Contract	AT	Region	England
% of FP17s for the same patient ID Re-attending within 3 months - Children	12	396	3.0%	10.3%	11.8%	12.0%
% of FP17s for the same patient ID Re-attending within 3 months - Adults	92	648	14.2%	14.5%	15.3%	15.9%
% of FP17s for the same patient ID Re-attending between 3 & 9 months - Children	232	396	58.6%	55.9%	59.1%	58.0%
% of FP17s for the same patient ID Re-attending between 3 & 9 months - Adults	349	648	53.9%	49.0%	51.5%	50.5%
% of FP17s for Band 1 Urgent Courses	20	982	2.0%	8.5%	8.0%	9.0%
% of FP17s Relating to Free Repair or Replacements	14	982	1.4%	0.7%	0.8%	0.8%
% of FP17s Relating to Continuations	21	982	2.1%	0.9%	1.1%	1.1%
% of Patients satisfied with the dentistry they have received	1	1	N/A	91.4%	91.6%	91.5%
% of Patients satisfied with the time they had to wait for an appointment	1	1	N/A	89.1%	88.3%	87.9%

* This is based on patients treated on this contract for their most recent course of treatment. Figures in italics indicate the base number of FP17s or Patient Questionnaire responses are less than 100. N/A is shown where the base number of responses is less than 10 during the period. % is calculated as Quantity/Base number*100

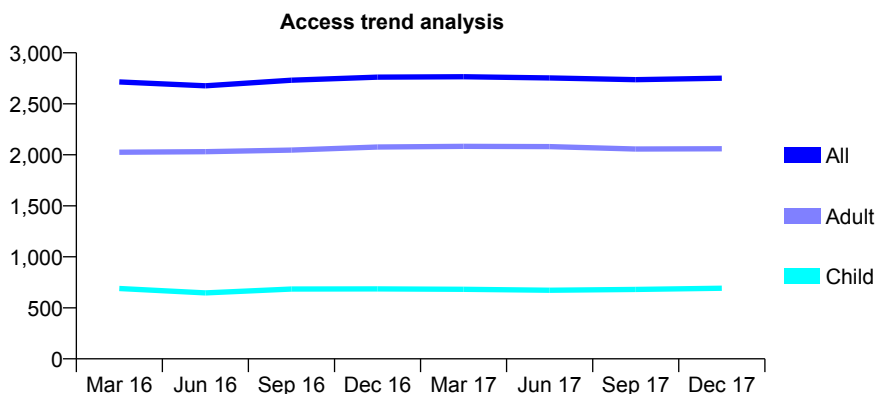
Q57 - Vital Signs At a Glance Contract Report for 913324/0001 - December 2017

Name or company name	MR CR BENTLEY
Contract type name	GDS Contract
Purpose of contract	General
Contract start date	01/04/2006
Contract end date	

17/18 Contracted general activity (UDA)	6,366
Carry forward general activity (UDA)	71
17/18 Contracted orthodontic activity (UOA)	0
Carry forward orthodontic activity (UOA)	0
Baseline contract value	£160,807.02

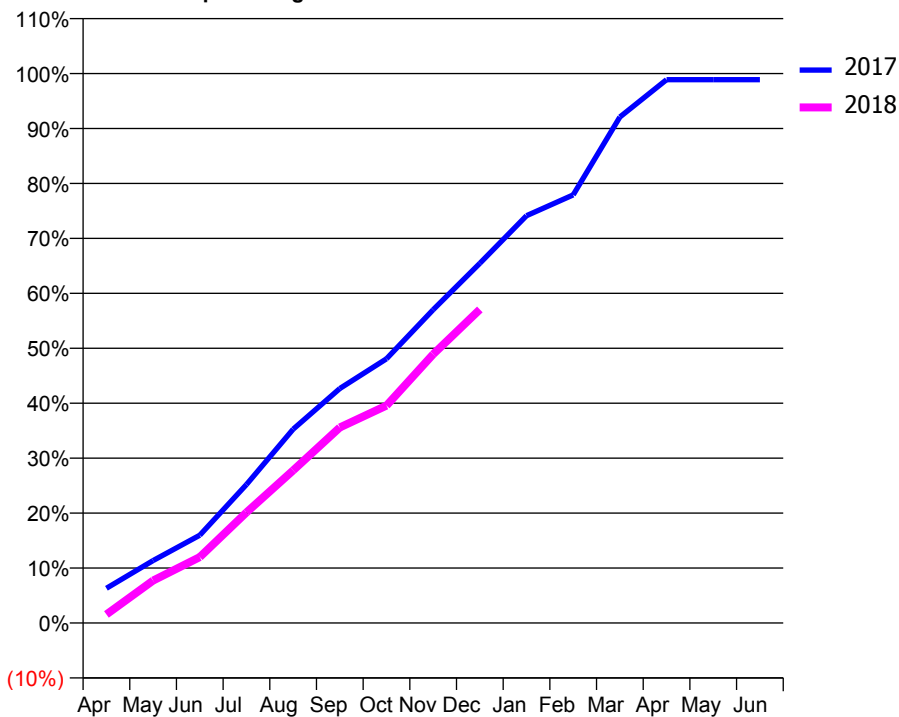
ACCESS*

Patients seen in 24 months	Total	Change since previous quarter
Quarter ending December 2016	2,761	
Quarter ending March 2017	2,765	→
Quarter ending June 2017	2,754	→
Quarter ending September 2017	2,737	→
Quarter ending December 2017	2,751	→
Variance since December 2016	(0.4%)	→



ACTIVITY

Cumulative percentage of contracted UDA delivered 2017 & 2018



Month	Adjusted Scheduled Activity (UDA)	
	2017	2018
April	403	99
May	723	493
June	1,018	763
July	1,605	1,281
August	2,245	1,768
September	2,717	2,265
October	3,061	2,520
November	3,630	3,114
December	4,167	3,632
January	4,719	
February	4,960	
March	5,862	
April	6,294	
May	6,294	
June	6,295	

QUALITY

	Quantity	Base Number	Contract	AT	Region	England
% of FP17s for the same patient ID Re-attending within 3 months - Children	38	515	7.4%	10.3%	11.8%	12.0%
% of FP17s for the same patient ID Re-attending within 3 months - Adults	186	1,635	11.4%	14.5%	15.3%	15.9%
% of FP17s for the same patient ID Re-attending between 3 & 9 months - Children	74	515	14.4%	55.9%	59.1%	58.0%
% of FP17s for the same patient ID Re-attending between 3 & 9 months - Adults	471	1,635	28.8%	49.0%	51.5%	50.5%
% of FP17s for Band 1 Urgent Courses	137	1,926	7.1%	8.5%	8.0%	9.0%
% of FP17s Relating to Free Repair or Replacements	43	1,926	2.2%	0.7%	0.8%	0.8%
% of FP17s Relating to Continuations	20	1,926	1.0%	0.9%	1.1%	1.1%
% of Patients satisfied with the dentistry they have received	2	2	N/A	91.4%	91.6%	91.5%
% of Patients satisfied with the time they had to wait for an appointment	2	2	N/A	89.1%	88.3%	87.9%

* This is based on patients treated on this contract for their most recent course of treatment. Figures in italics indicate the base number of FP17s or Patient Questionnaire responses are less than 100. N/A is shown where the base number of responses is less than 10 during the period. % is calculated as Quantity/Base number*100

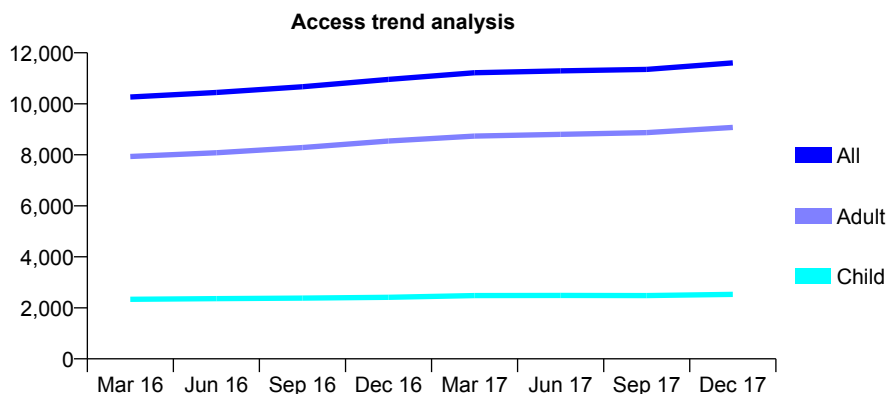
Q57 - Vital Signs At a Glance Contract Report for 918628/0003 - December 2017

Name or company name	MR P VAID
Contract type name	GDS Contract
Purpose of contract	General
Contract start date	01/11/2007
Contract end date	

17/18 Contracted general activity (UDA)	38,130
Carry forward general activity (UDA)	805
17/18 Contracted orthodontic activity (UOA)	0
Carry forward orthodontic activity (UOA)	0
Baseline contract value	£915,281.82

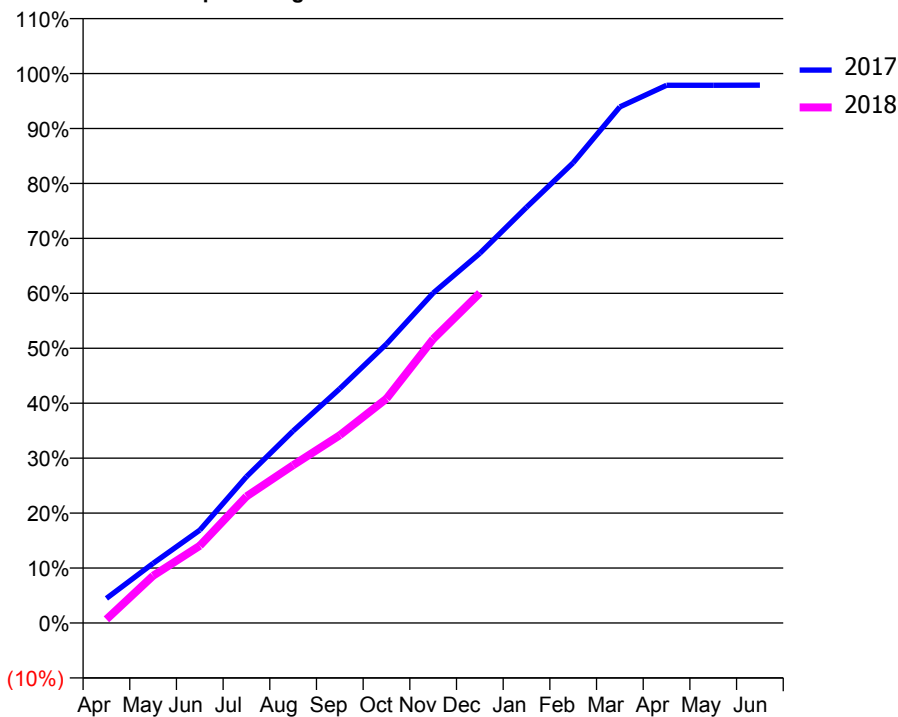
ACCESS*

Patients seen in 24 months	Total	Change since previous quarter
Quarter ending December 2016	10,956	
Quarter ending March 2017	11,216	↑
Quarter ending June 2017	11,289	→
Quarter ending September 2017	11,350	→
Quarter ending December 2017	11,607	↑
Variance since December 2016	5.9%	↑



ACTIVITY

Cumulative percentage of contracted UDA delivered 2017 & 2018



Month	Adjusted Scheduled Activity (UDA)	
	2017	2018
April	1,703	252
May	4,140	3,280
June	6,447	5,365
July	10,154	8,787
August	13,331	10,951
September	16,260	13,031
October	19,360	15,567
November	22,899	19,701
December	25,650	22,895
January	28,847	
February	31,936	
March	35,813	
April	37,309	
May	37,312	
June	37,325	

QUALITY

	Quantity	Base Number	Contract	AT	Region	England
% of FP17s for the same patient ID Re-attending within 3 months - Children	206	2,991	6.9%	10.3%	11.8%	12.0%
% of FP17s for the same patient ID Re-attending within 3 months - Adults	1,237	9,927	12.5%	14.5%	15.3%	15.9%
% of FP17s for the same patient ID Re-attending between 3 & 9 months - Children	1,872	2,991	62.6%	55.9%	59.1%	58.0%
% of FP17s for the same patient ID Re-attending between 3 & 9 months - Adults	6,221	9,927	62.7%	49.0%	51.5%	50.5%
% of FP17s for Band 1 Urgent Courses	962	12,215	7.9%	8.5%	8.0%	9.0%
% of FP17s Relating to Free Repair or Replacements	60	12,215	0.5%	0.7%	0.8%	0.8%
% of FP17s Relating to Continuations	43	12,215	0.4%	0.9%	1.1%	1.1%
% of Patients satisfied with the dentistry they have received	21	23	91.3%	91.4%	91.6%	91.5%
% of Patients satisfied with the time they had to wait for an appointment	19	23	82.6%	89.1%	88.3%	87.9%

* This is based on patients treated on this contract for their most recent course of treatment. Figures in italics indicate the base number of FP17s or Patient Questionnaire responses are less than 100. N/A is shown where the base number of responses is less than 10 during the period. % is calculated as Quantity/Base number*100

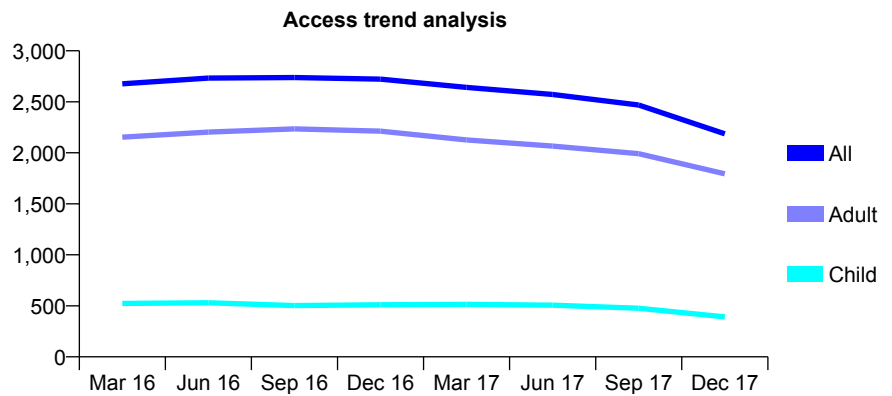
Q57 - Vital Signs At a Glance Contract Report for 925721/0001 - December 2017

Name or company name	MR I GIBBONS
Contract type name	GDS Contract
Purpose of contract	General
Contract start date	01/04/2006
Contract end date	

17/18 Contracted general activity (UDA)	7,000
Carry forward general activity (UDA)	-140
17/18 Contracted orthodontic activity (UOA)	0
Carry forward orthodontic activity (UOA)	0
Baseline contract value	£176,469.38

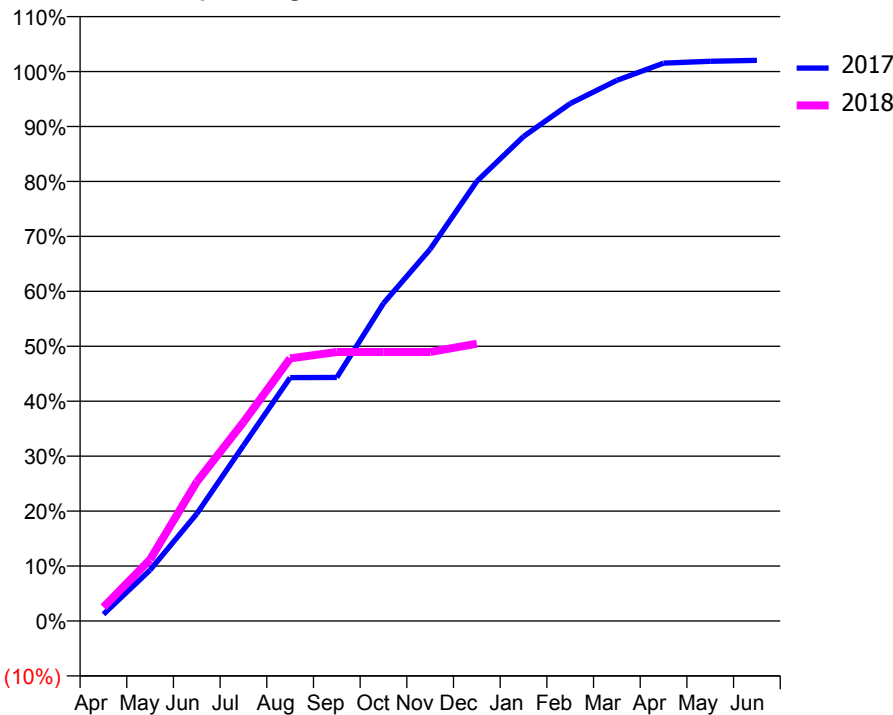
ACCESS*

Patients seen in 24 months	Total	Change since previous quarter
Quarter ending December 2016	2,722	
Quarter ending March 2017	2,641	↓
Quarter ending June 2017	2,572	↓
Quarter ending September 2017	2,468	↓
Quarter ending December 2017	2,186	↓
Variance since December 2016	(19.7%)	↓



ACTIVITY

Cumulative percentage of contracted UDA delivered 2017 & 2018



Adjusted Scheduled Activity (UDA)		
Month	2017	2018
April	85	176
May	650	783
June	1,366	1,773
July	2,236	2,534
August	3,102	3,346
September	3,103	3,428
October	4,047	3,428
November	4,737	3,428
December	5,602	3,533
January	6,172	
February	6,591	
March	6,887	
April	7,107	
May	7,130	
June	7,142	

QUALITY

	Quantity	Base Number	Contract	AT	Region	England
% of FP17s for the same patient ID Re-attending within 3 months - Children	11	226	4.9%	10.3%	11.8%	12.0%
% of FP17s for the same patient ID Re-attending within 3 months - Adults	202	1,229	16.4%	14.5%	15.3%	15.9%
% of FP17s for the same patient ID Re-attending between 3 & 9 months - Children	55	226	24.3%	55.9%	59.1%	58.0%
% of FP17s for the same patient ID Re-attending between 3 & 9 months - Adults	315	1,229	25.6%	49.0%	51.5%	50.5%
% of FP17s for Band 1 Urgent Courses	232	1,344	17.3%	8.5%	8.0%	9.0%
% of FP17s Relating to Free Repair or Replacements	23	1,344	1.7%	0.7%	0.8%	0.8%
% of FP17s Relating to Continuations	17	1,344	1.3%	0.9%	1.1%	1.1%
% of Patients satisfied with the dentistry they have received	2	3	N/A	91.4%	91.6%	91.5%
% of Patients satisfied with the time they had to wait for an appointment	3	3	N/A	89.1%	88.3%	87.9%

* This is based on patients treated on this contract for their most recent course of treatment. Figures in italics indicate the base number of FP17s or Patient Questionnaire responses are less than 100. N/A is shown where the base number of responses is less than 10 during the period. % is calculated as Quantity/Base number*100

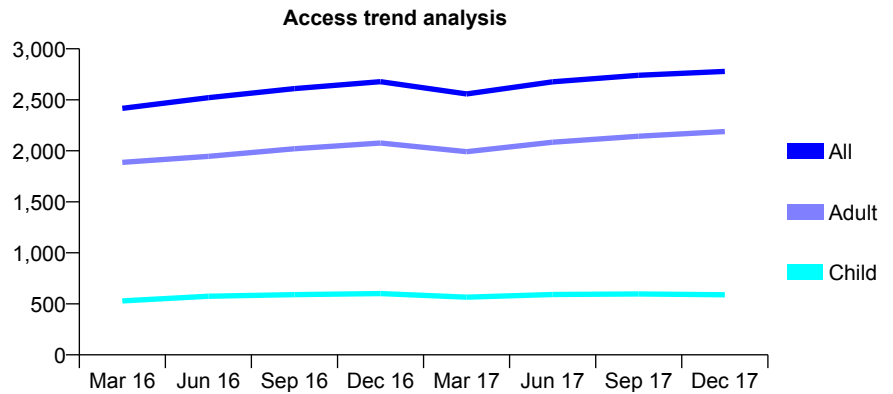
Q57 - Vital Signs At a Glance Contract Report for 925993/0001 - December 2017

Name or company name	MR M VYAS
Contract type name	GDS Contract
Purpose of contract	General
Contract start date	01/04/2006
Contract end date	

17/18 Contracted general activity (UDA)	6,637
Carry forward general activity (UDA)	-101
17/18 Contracted orthodontic activity (UOA)	0
Carry forward orthodontic activity (UOA)	0
Baseline contract value	£271,208.43

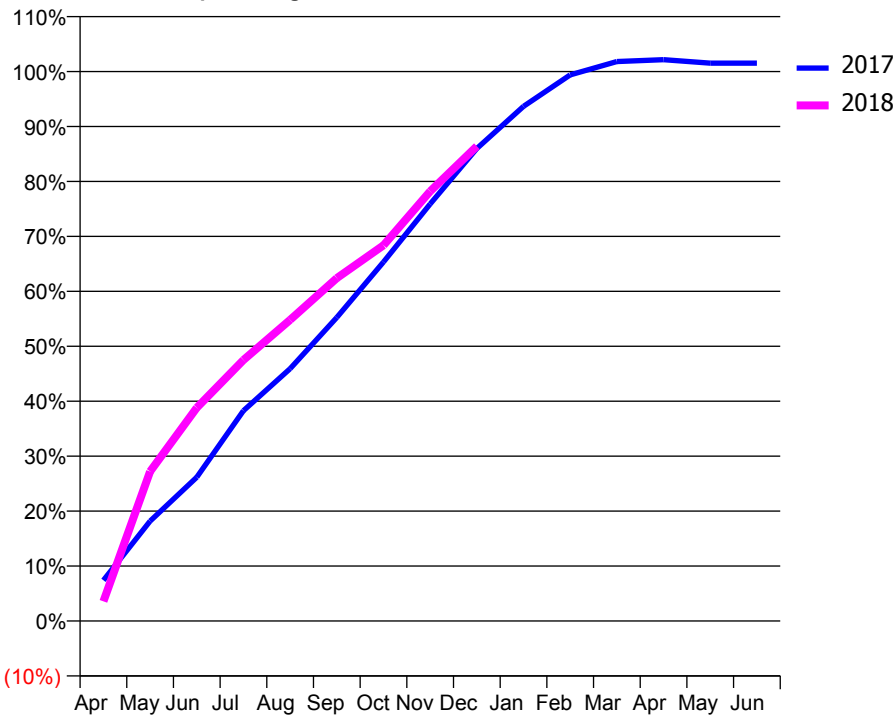
ACCESS*

Patients seen in 24 months	Total	Change since previous quarter
Quarter ending December 2016	2,678	
Quarter ending March 2017	2,557	↓
Quarter ending June 2017	2,676	↑
Quarter ending September 2017	2,740	↑
Quarter ending December 2017	2,778	→
Variance since December 2016	3.7%	↑



ACTIVITY

Cumulative percentage of contracted UDA delivered 2017 & 2018



Month	Adjusted Scheduled Activity (UDA)	
	2017	2018
April	493	238
May	1,207	1,806
June	1,737	2,577
July	2,541	3,153
August	3,048	3,638
September	3,666	4,141
October	4,337	4,538
November	5,037	5,190
December	5,707	5,734
January	6,216	
February	6,596	
March	6,757	
April	6,780	
May	6,738	
June	6,738	

QUALITY

	Quantity	Base Number	Contract	AT	Region	England
% of FP17s for the same patient ID Re-attending within 3 months - Children	28	557	5.0%	10.3%	11.8%	12.0%
% of FP17s for the same patient ID Re-attending within 3 months - Adults	181	1,920	9.4%	14.5%	15.3%	15.9%
% of FP17s for the same patient ID Re-attending between 3 & 9 months - Children	228	557	40.9%	55.9%	59.1%	58.0%
% of FP17s for the same patient ID Re-attending between 3 & 9 months - Adults	761	1,920	39.6%	49.0%	51.5%	50.5%
% of FP17s for Band 1 Urgent Courses	52	2,481	2.1%	8.5%	8.0%	9.0%
% of FP17s Relating to Free Repair or Replacements	14	2,481	0.6%	0.7%	0.8%	0.8%
% of FP17s Relating to Continuations	15	2,481	0.6%	0.9%	1.1%	1.1%
% of Patients satisfied with the dentistry they have received	3	3	N/A	91.4%	91.6%	91.5%
% of Patients satisfied with the time they had to wait for an appointment	3	3	N/A	89.1%	88.3%	87.9%

* This is based on patients treated on this contract for their most recent course of treatment. Figures in italics indicate the base number of FP17s or Patient Questionnaire responses are less than 100. N/A is shown where the base number of responses is less than 10 during the period. % is calculated as Quantity/Base number*100

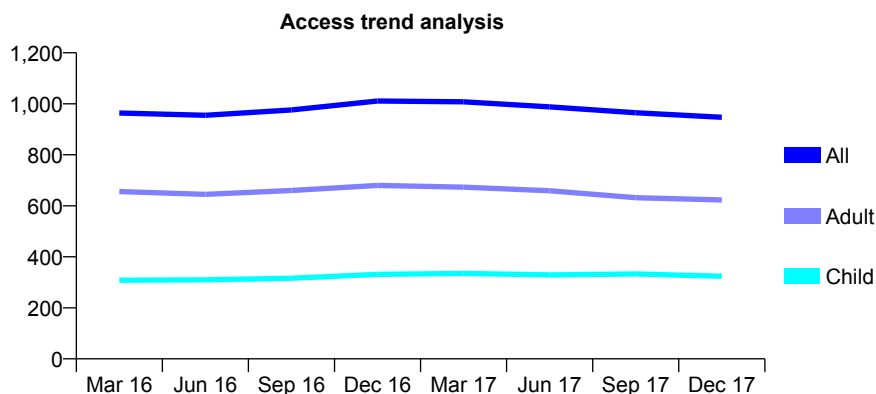
Q57 - Vital Signs At a Glance Contract Report for 926175/0001 - December 2017

Name or company name	MR GC ECKSTEIN
Contract type name	GDS Contract
Purpose of contract	General
Contract start date	01/04/2006
Contract end date	

17/18 Contracted general activity (UDA)	2,086
Carry forward general activity (UDA)	-14
17/18 Contracted orthodontic activity (UOA)	0
Carry forward orthodontic activity (UOA)	0
Baseline contract value	£47,878.10

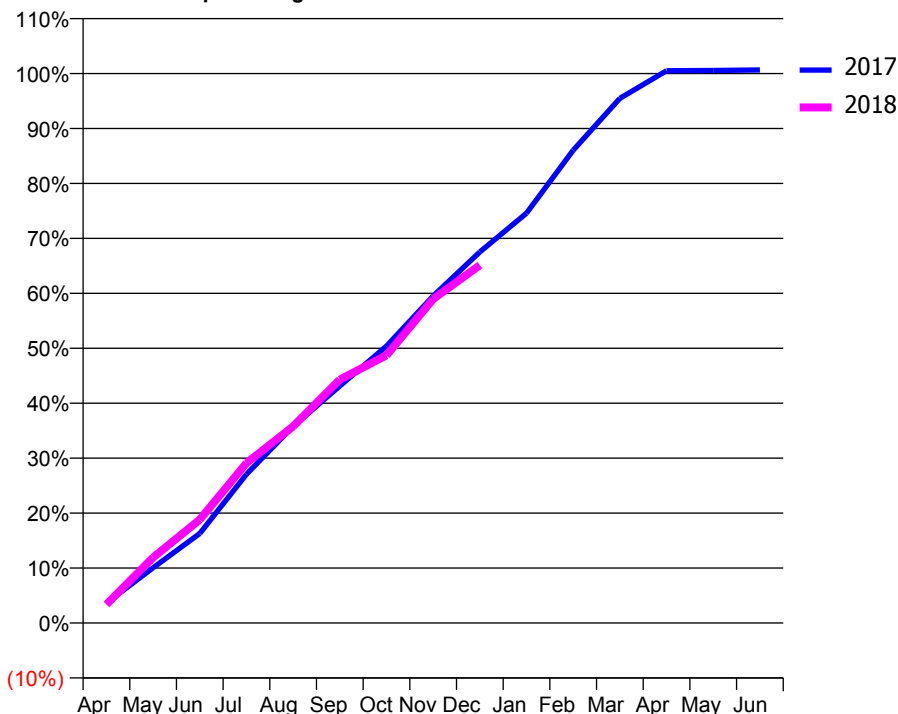
ACCESS*

Patients seen in 24 months	Total	Change since previous quarter
Quarter ending December 2016	1,011	
Quarter ending March 2017	1,008	→
Quarter ending June 2017	988	↓
Quarter ending September 2017	965	↓
Quarter ending December 2017	947	↓
Variance since December 2016	(6.3%)	↓



ACTIVITY

Cumulative percentage of contracted UDA delivered 2017 & 2018



Month	Adjusted Scheduled Activity (UDA)	
	2017	2018
April	76	70
May	210	249
June	340	393
July	565	607
August	746	746
September	900	924
October	1,051	1,016
November	1,242	1,230
December	1,409	1,358
January	1,556	
February	1,795	
March	1,992	
April	2,097	
May	2,098	
June	2,100	

QUALITY

	Quantity	Base Number	Contract	AT	Region	England
% of FP17s for the same patient ID Re-attending within 3 months - Children	20	348	5.7%	10.3%	11.8%	12.0%
% of FP17s for the same patient ID Re-attending within 3 months - Adults	45	569	7.9%	14.5%	15.3%	15.9%
% of FP17s for the same patient ID Re-attending between 3 & 9 months - Children	243	348	69.8%	55.9%	59.1%	58.0%
% of FP17s for the same patient ID Re-attending between 3 & 9 months - Adults	239	569	42.0%	49.0%	51.5%	50.5%
% of FP17s for Band 1 Urgent Courses	67	856	7.8%	8.5%	8.0%	9.0%
% of FP17s Relating to Free Repair or Replacements	2	856	0.2%	0.7%	0.8%	0.8%
% of FP17s Relating to Continuations	2	856	0.2%	0.9%	1.1%	1.1%
% of Patients satisfied with the dentistry they have received	1	1	N/A	91.4%	91.6%	91.5%
% of Patients satisfied with the time they had to wait for an appointment	1	1	N/A	89.1%	88.3%	87.9%

* This is based on patients treated on this contract for their most recent course of treatment. Figures in italics indicate the base number of FP17s or Patient Questionnaire responses are less than 100. N/A is shown where the base number of responses is less than 10 during the period. % is calculated as Quantity/Base number*100

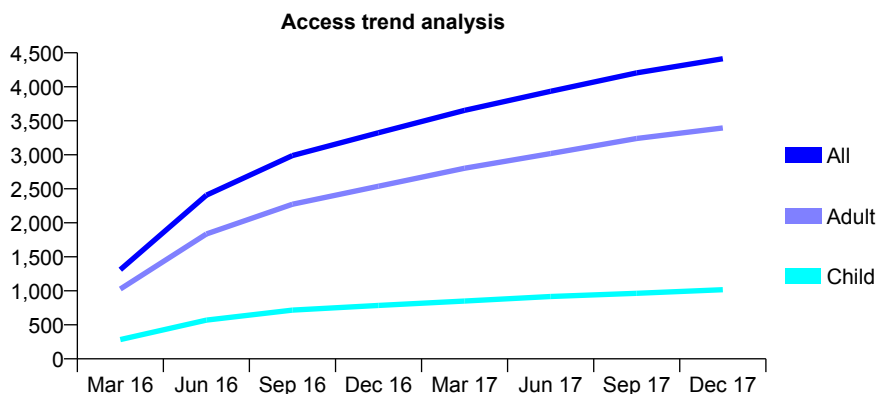
Q57 - Vital Signs At a Glance Contract Report for 927481/0001 - December 2017

Name or company name	MR A SAID
Contract type name	GDS Contract
Purpose of contract	General
Contract start date	01/12/2015
Contract end date	

17/18 Contracted general activity (UDA)	14,958
Carry forward general activity (UDA)	-299
17/18 Contracted orthodontic activity (UOA)	0
Carry forward orthodontic activity (UOA)	0
Baseline contract value	£406,120.04

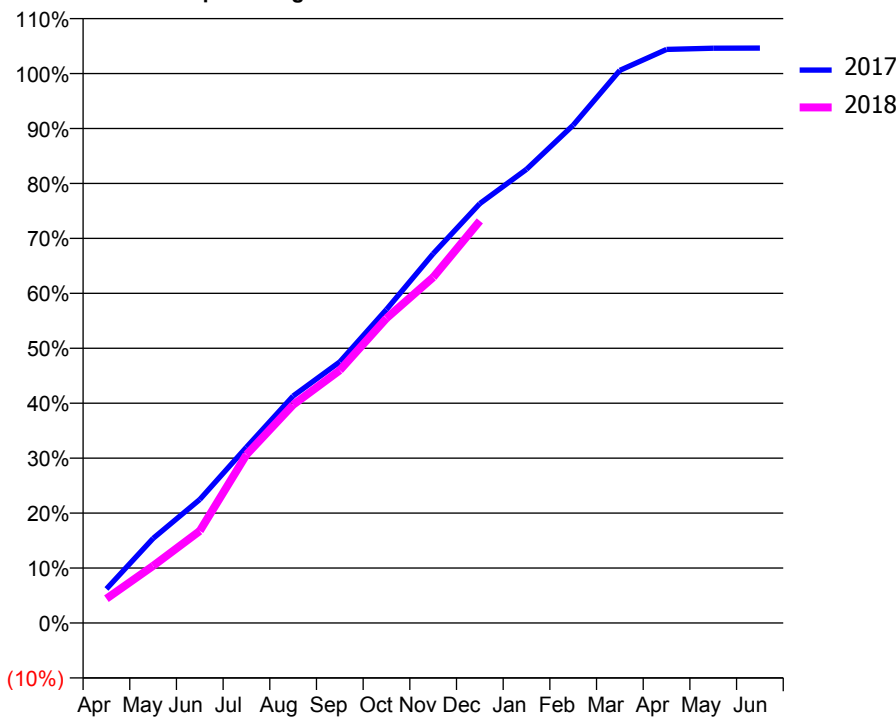
ACCESS*

Patients seen in 24 months	Total	Change since previous quarter
Quarter ending December 2016	3,324	
Quarter ending March 2017	3,653	↑
Quarter ending June 2017	3,935	↑
Quarter ending September 2017	4,205	↑
Quarter ending December 2017	4,412	↑
Variance since December 2016	32.7%	↑



ACTIVITY

Cumulative percentage of contracted UDA delivered 2017 & 2018



Month	Adjusted Scheduled Activity (UDA)	
	2017	2018
April	928	662
May	2,304	1,554
June	3,362	2,506
July	4,785	4,582
August	6,181	5,941
September	7,110	6,879
October	8,535	8,297
November	10,052	9,409
December	11,416	10,946
January	12,351	
February	13,551	
March	15,046	
April	15,614	
May	15,648	
June	15,652	

QUALITY

	Quantity	Base Number	Contract	AT	Region	England
% of FP17s for the same patient ID Re-attending within 3 months - Children	57	911	6.3%	10.3%	11.8%	12.0%
% of FP17s for the same patient ID Re-attending within 3 months - Adults	538	3,177	16.9%	14.5%	15.3%	15.9%
% of FP17s for the same patient ID Re-attending between 3 & 9 months - Children	428	911	47.0%	55.9%	59.1%	58.0%
% of FP17s for the same patient ID Re-attending between 3 & 9 months - Adults	1,455	3,177	45.8%	49.0%	51.5%	50.5%
% of FP17s for Band 1 Urgent Courses	76	3,850	2.0%	8.5%	8.0%	9.0%
% of FP17s Relating to Free Repair or Replacements	4	3,850	0.1%	0.7%	0.8%	0.8%
% of FP17s Relating to Continuations	155	3,850	4.0%	0.9%	1.1%	1.1%
% of Patients satisfied with the dentistry they have received	8	8	N/A	91.4%	91.6%	91.5%
% of Patients satisfied with the time they had to wait for an appointment	8	8	N/A	89.1%	88.3%	87.9%

* This is based on patients treated on this contract for their most recent course of treatment. Figures in italics indicate the base number of FP17s or Patient Questionnaire responses are less than 100. N/A is shown where the base number of responses is less than 10 during the period. % is calculated as Quantity/Base number*100

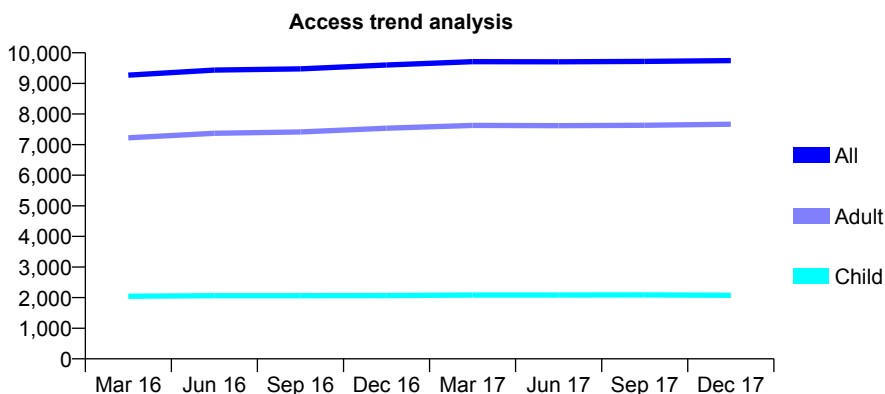
Q57 - Vital Signs At a Glance Contract Report for 929131/0001 - December 2017

Name or company name	MR MJ PERKINS
Contract type name	GDS Contract
Purpose of contract	General
Contract start date	01/04/2006
Contract end date	

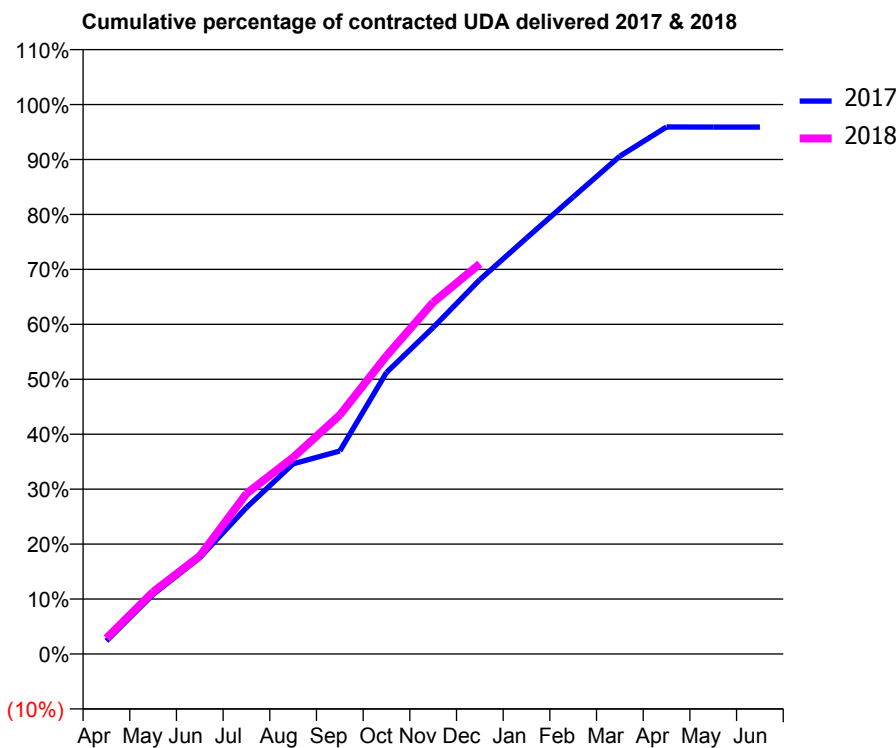
17/18 Contracted general activity (UDA)	24,000
Carry forward general activity (UDA)	0
17/18 Contracted orthodontic activity (UOA)	0
Carry forward orthodontic activity (UOA)	0
Baseline contract value	£538,043.75

ACCESS*

Patients seen in 24 months	Total	Change since previous quarter
Quarter ending December 2016	9,602	
Quarter ending March 2017	9,709	→
Quarter ending June 2017	9,705	→
Quarter ending September 2017	9,718	→
Quarter ending December 2017	9,743	→
Variance since December 2016	1.5%	→



ACTIVITY



Month	Adjusted Scheduled Activity (UDA)	
	2017	2018
April	571	690
May	2,605	2,717
June	4,206	4,281
July	6,398	7,008
August	8,309	8,586
September	8,870	10,441
October	12,299	13,025
November	14,262	15,360
December	16,348	17,045
January	18,167	
February	19,962	
March	21,744	
April	23,018	
May	23,015	
June	23,015	

QUALITY

	Quantity	Base Number	Contract	AT	Region	England
% of FP17s for the same patient ID Re-attending within 3 months - Children	139	2,436	5.7%	10.3%	11.8%	12.0%
% of FP17s for the same patient ID Re-attending within 3 months - Adults	993	7,602	13.1%	14.5%	15.3%	15.9%
% of FP17s for the same patient ID Re-attending between 3 & 9 months - Children	1,503	2,436	61.7%	55.9%	59.1%	58.0%
% of FP17s for the same patient ID Re-attending between 3 & 9 months - Adults	3,190	7,602	42.0%	49.0%	51.5%	50.5%
% of FP17s for Band 1 Urgent Courses	820	9,323	8.8%	8.5%	8.0%	9.0%
% of FP17s Relating to Free Repair or Replacements	72	9,323	0.8%	0.7%	0.8%	0.8%
% of FP17s Relating to Continuations	263	9,323	2.8%	0.9%	1.1%	1.1%
% of Patients satisfied with the dentistry they have received	15	15	100.0%	91.4%	91.6%	91.5%
% of Patients satisfied with the time they had to wait for an appointment	15	15	100.0%	89.1%	88.3%	87.9%

* This is based on patients treated on this contract for their most recent course of treatment. Figures in italics indicate the base number of FP17s or Patient Questionnaire responses are less than 100. N/A is shown where the base number of responses is less than 10 during the period. % is calculated as Quantity/Base number*100

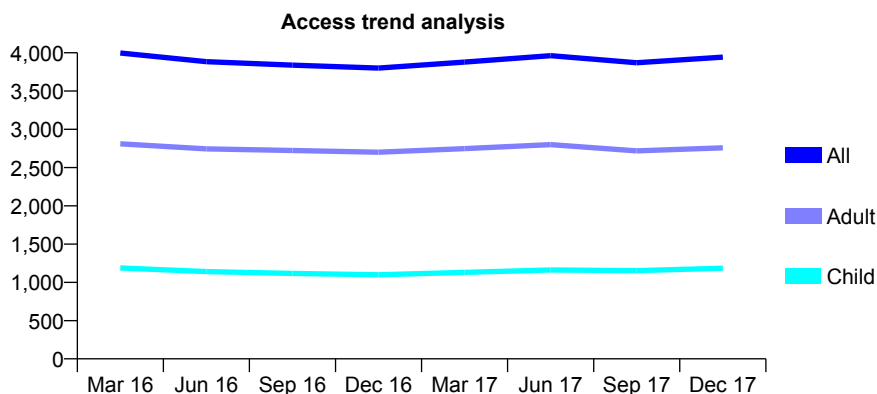
Q57 - Vital Signs At a Glance Contract Report for 934771/0001 - December 2017

Name or company name	MISS NA PATEL
Contract type name	GDS Contract
Purpose of contract	General
Contract start date	07/05/2012
Contract end date	

17/18 Contracted general activity (UDA)	11,878
Carry forward general activity (UDA)	-3
17/18 Contracted orthodontic activity (UOA)	0
Carry forward orthodontic activity (UOA)	0
Baseline contract value	£333,291.52

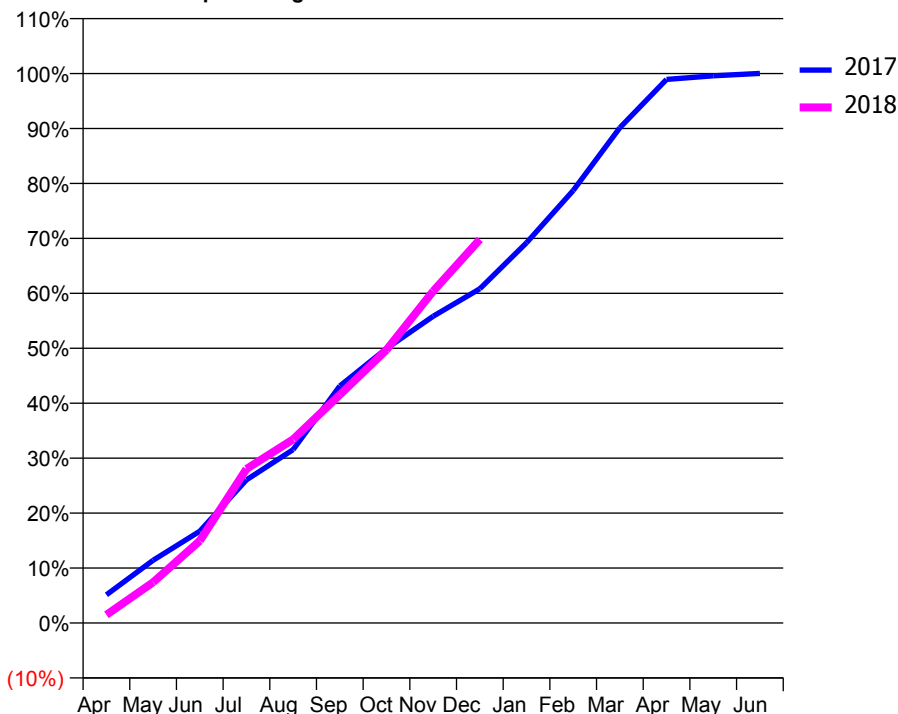
ACCESS*

Patients seen in 24 months	Total	Change since previous quarter
Quarter ending December 2016	3,800	
Quarter ending March 2017	3,879	↑
Quarter ending June 2017	3,962	↑
Quarter ending September 2017	3,871	↓
Quarter ending December 2017	3,943	→
Variance since December 2016	3.8%	↑



ACTIVITY

Cumulative percentage of contracted UDA delivered 2017 & 2018



Month	Adjusted Scheduled Activity (UDA)	
	2017	2018
April	611	178
May	1,356	882
June	1,986	1,778
July	3,095	3,329
August	3,749	3,970
September	5,124	4,934
October	5,935	5,906
November	6,632	7,174
December	7,225	8,292
January	8,218	
February	9,348	
March	10,707	
April	11,752	
May	11,828	
June	11,881	

QUALITY

	Quantity	Base Number	Contract	AT	Region	England
% of FP17s for the same patient ID Re-attending within 3 months - Children	54	944	5.7%	10.3%	11.8%	12.0%
% of FP17s for the same patient ID Re-attending within 3 months - Adults	376	2,360	15.9%	14.5%	15.3%	15.9%
% of FP17s for the same patient ID Re-attending between 3 & 9 months - Children	287	944	30.4%	55.9%	59.1%	58.0%
% of FP17s for the same patient ID Re-attending between 3 & 9 months - Adults	782	2,360	33.1%	49.0%	51.5%	50.5%
% of FP17s for Band 1 Urgent Courses	116	2,991	3.9%	8.5%	8.0%	9.0%
% of FP17s Relating to Free Repair or Replacements	60	2,991	2.0%	0.7%	0.8%	0.8%
% of FP17s Relating to Continuations	16	2,991	0.5%	0.9%	1.1%	1.1%
% of Patients satisfied with the dentistry they have received	7	7	N/A	91.4%	91.6%	91.5%
% of Patients satisfied with the time they had to wait for an appointment	6	7	N/A	89.1%	88.3%	87.9%

* This is based on patients treated on this contract for their most recent course of treatment. Figures in italics indicate the base number of FP17s or Patient Questionnaire responses are less than 100. N/A is shown where the base number of responses is less than 10 during the period. % is calculated as Quantity/Base number*100

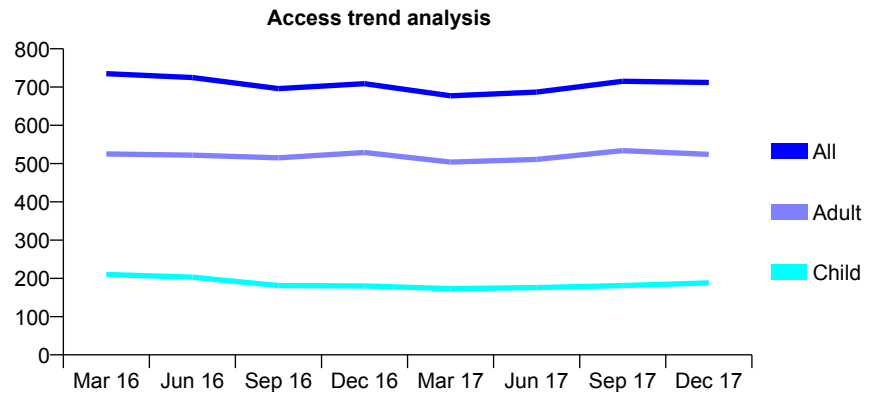
Q57 - Vital Signs At a Glance Contract Report for 943991/0001 - December 2017

Name or company name	MISS M SHAH
Contract type name	GDS Contract
Purpose of contract	General
Contract start date	01/04/2006
Contract end date	

17/18 Contracted general activity (UDA)	2,333
Carry forward general activity (UDA)	0
17/18 Contracted orthodontic activity (UOA)	0
Carry forward orthodontic activity (UOA)	0
Baseline contract value	£55,667.39

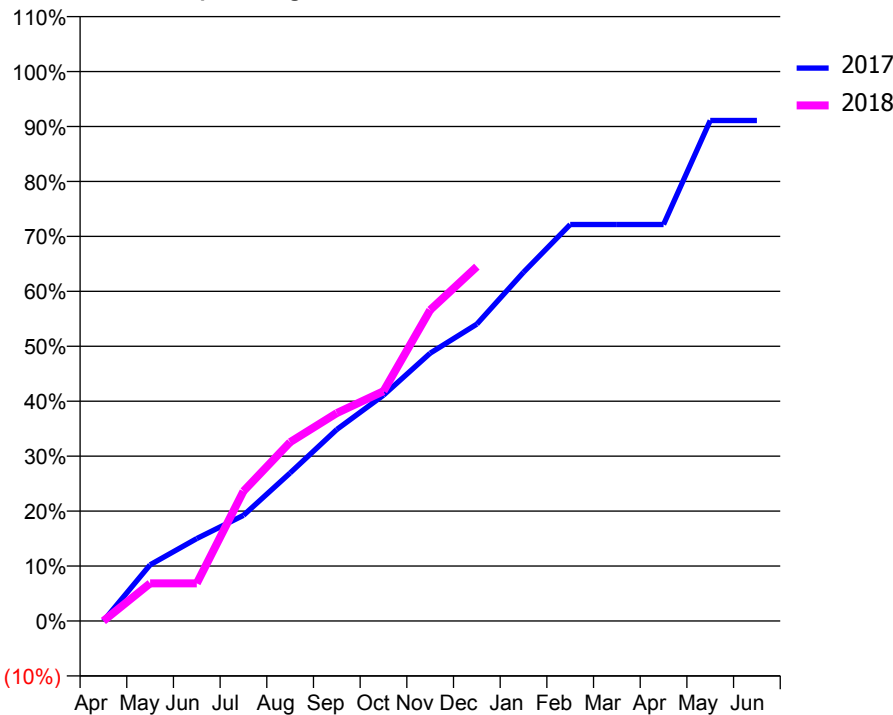
ACCESS*

Patients seen in 24 months	Total	Change since previous quarter
Quarter ending December 2016	709	
Quarter ending March 2017	677	↓
Quarter ending June 2017	687	→
Quarter ending September 2017	715	↑
Quarter ending December 2017	712	→
Variance since December 2016	0.4%	→



ACTIVITY

Cumulative percentage of contracted UDA delivered 2017 & 2018



Month	Adjusted Scheduled Activity (UDA)	
	2017	2018
April	0	0
May	239	160
June	350	160
July	449	551
August	629	759
September	813	883
October	959	976
November	1,137	1,321
December	1,260	1,505
January	1,481	
February	1,683	
March	1,683	
April	1,683	
May	2,125	
June	2,125	

QUALITY

	Quantity	Base Number	Contract	AT	Region	England
% of FP17s for the same patient ID Re-attending within 3 months - Children	8	261	3.1%	10.3%	11.8%	12.0%
% of FP17s for the same patient ID Re-attending within 3 months - Adults	93	624	14.9%	14.5%	15.3%	15.9%
% of FP17s for the same patient ID Re-attending between 3 & 9 months - Children	167	261	64.0%	55.9%	59.1%	58.0%
% of FP17s for the same patient ID Re-attending between 3 & 9 months - Adults	318	624	51.0%	49.0%	51.5%	50.5%
% of FP17s for Band 1 Urgent Courses	44	711	6.2%	8.5%	8.0%	9.0%
% of FP17s Relating to Free Repair or Replacements	16	711	2.3%	0.7%	0.8%	0.8%
% of FP17s Relating to Continuations	20	711	2.8%	0.9%	1.1%	1.1%
% of Patients satisfied with the dentistry they have received	0	0	N/A	91.4%	91.6%	91.5%
% of Patients satisfied with the time they had to wait for an appointment	0	0	N/A	89.1%	88.3%	87.9%

* This is based on patients treated on this contract for their most recent course of treatment. Figures in italics indicate the base number of FP17s or Patient Questionnaire responses are less than 100. N/A is shown where the base number of responses is less than 10 during the period. % is calculated as Quantity/Base number*100

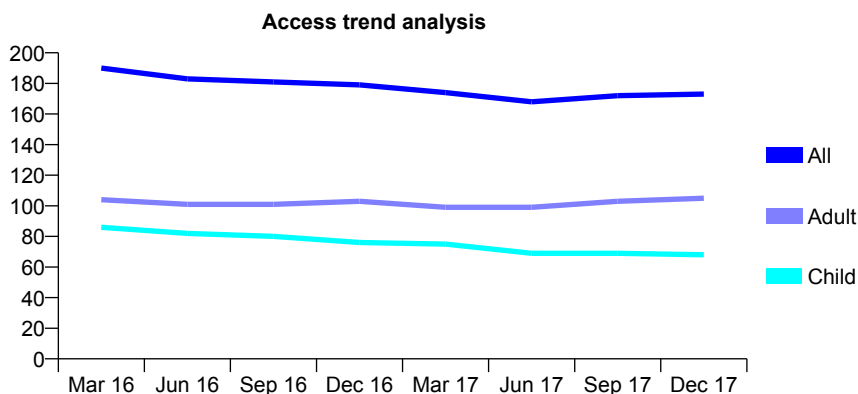
Q57 - Vital Signs At a Glance Contract Report for 946206/0001 - December 2017

Name or company name	MR S GOVENDER
Contract type name	GDS Contract
Purpose of contract	General
Contract start date	01/05/2007
Contract end date	

17/18 Contracted general activity (UDA)	450
Carry forward general activity (UDA)	2
17/18 Contracted orthodontic activity (UOA)	0
Carry forward orthodontic activity (UOA)	0
Baseline contract value	£12,042.57

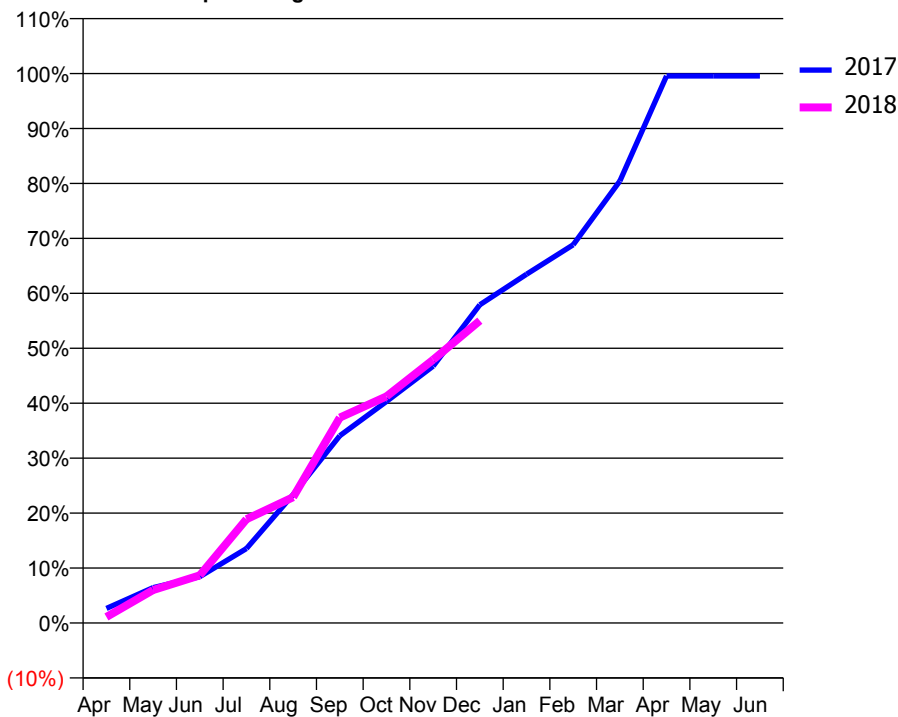
ACCESS*

Patients seen in 24 months	Total	Change since previous quarter
Quarter ending December 2016	179	
Quarter ending March 2017	174	↓
Quarter ending June 2017	168	↓
Quarter ending September 2017	172	↑
Quarter ending December 2017	173	→
Variance since December 2016	(3.4%)	↓



ACTIVITY

Cumulative percentage of contracted UDA delivered 2017 & 2018



Month	Adjusted Scheduled Activity (UDA)	
	2017	2018
April	12	5
May	29	27
June	38	39
July	61	85
August	105	103
September	153	168
October	181	186
November	210	216
December	261	248
January	286	
February	310	
March	362	
April	448	
May	448	
June	448	

QUALITY

	Quantity	Base Number	Contract	AT	Region	England
% of FP17s for the same patient ID Re-attending within 3 months - Children	1	70	1.4%	10.3%	11.8%	12.0%
% of FP17s for the same patient ID Re-attending within 3 months - Adults	8	96	8.3%	14.5%	15.3%	15.9%
% of FP17s for the same patient ID Re-attending between 3 & 9 months - Children	50	70	71.4%	55.9%	59.1%	58.0%
% of FP17s for the same patient ID Re-attending between 3 & 9 months - Adults	56	96	58.3%	49.0%	51.5%	50.5%
% of FP17s for Band 1 Urgent Courses	3	145	2.1%	8.5%	8.0%	9.0%
% of FP17s Relating to Free Repair or Replacements	0	145	0.0%	0.7%	0.8%	0.8%
% of FP17s Relating to Continuations	0	145	0.0%	0.9%	1.1%	1.1%
% of Patients satisfied with the dentistry they have received	0	0	N/A	91.4%	91.6%	91.5%
% of Patients satisfied with the time they had to wait for an appointment	0	0	N/A	89.1%	88.3%	87.9%

* This is based on patients treated on this contract for their most recent course of treatment. Figures in italics indicate the base number of FP17s or Patient Questionnaire responses are less than 100. N/A is shown where the base number of responses is less than 10 during the period. % is calculated as Quantity/Base number*100

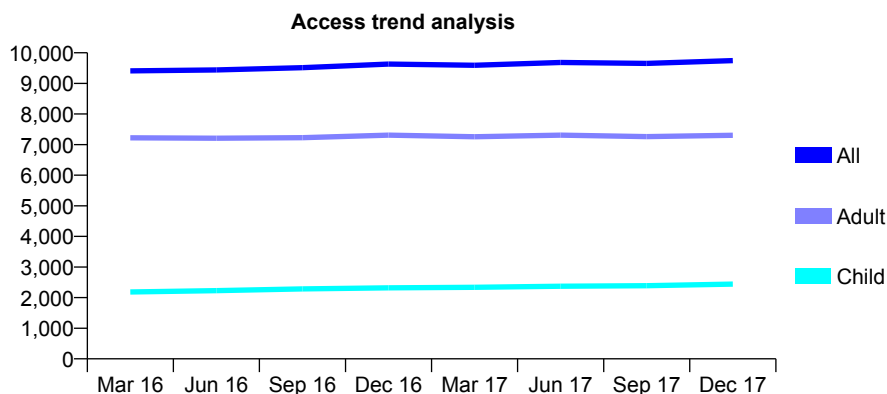
Q57 - Vital Signs At a Glance Contract Report for 946613/0001 - December 2017

Name or company name	MR M GOLI
Contract type name	GDS Contract
Purpose of contract	General
Contract start date	01/04/2006
Contract end date	

17/18 Contracted general activity (UDA)	27,535
Carry forward general activity (UDA)	-89
17/18 Contracted orthodontic activity (UOA)	0
Carry forward orthodontic activity (UOA)	0
Baseline contract value	£744,008.02

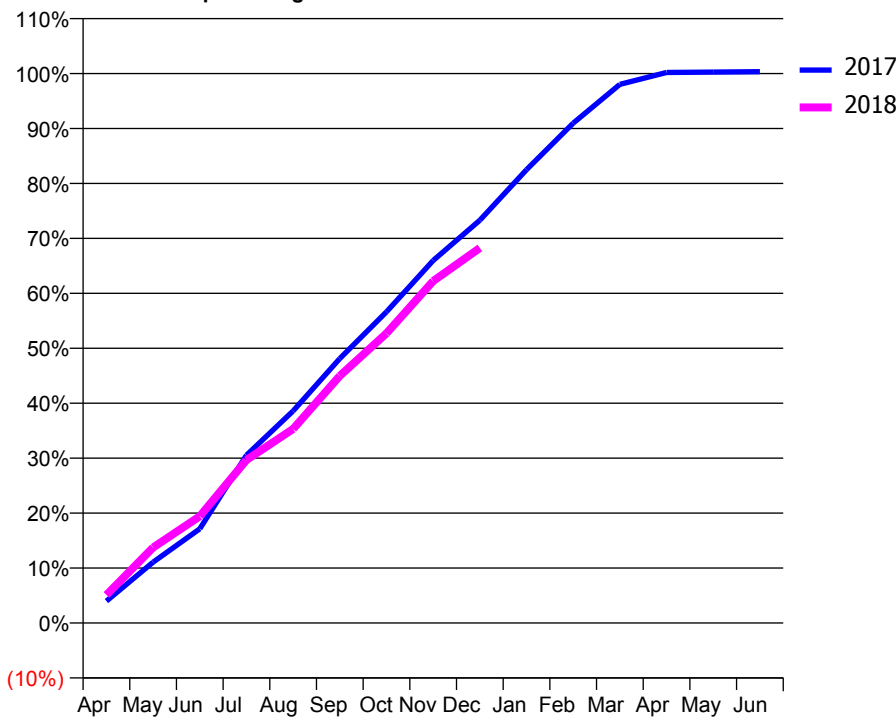
ACCESS*

Patients seen in 24 months	Total	Change since previous quarter
Quarter ending December 2016	9,631	
Quarter ending March 2017	9,594	→
Quarter ending June 2017	9,682	→
Quarter ending September 2017	9,652	→
Quarter ending December 2017	9,744	→
Variance since December 2016	1.2%	→



ACTIVITY

Cumulative percentage of contracted UDA delivered 2017 & 2018



Month	Adjusted Scheduled Activity (UDA)	
	2017	2018
April	1,102	1,406
May	3,054	3,782
June	4,722	5,352
July	8,410	8,168
August	10,625	9,723
September	13,253	12,383
October	15,595	14,516
November	18,165	17,134
December	20,185	18,790
January	22,715	
February	25,049	
March	26,994	
April	27,584	
May	27,604	
June	27,624	

QUALITY

	Quantity	Base Number	Contract	AT	Region	England
% of FP17s for the same patient ID Re-attending within 3 months - Children	142	2,519	5.6%	10.3%	11.8%	12.0%
% of FP17s for the same patient ID Re-attending within 3 months - Adults	761	6,669	11.4%	14.5%	15.3%	15.9%
% of FP17s for the same patient ID Re-attending between 3 & 9 months - Children	1,447	2,519	57.4%	55.9%	59.1%	58.0%
% of FP17s for the same patient ID Re-attending between 3 & 9 months - Adults	3,295	6,669	49.4%	49.0%	51.5%	50.5%
% of FP17s for Band 1 Urgent Courses	736	8,925	8.2%	8.5%	8.0%	9.0%
% of FP17s Relating to Free Repair or Replacements	18	8,925	0.2%	0.7%	0.8%	0.8%
% of FP17s Relating to Continuations	27	8,925	0.3%	0.9%	1.1%	1.1%
% of Patients satisfied with the dentistry they have received	19	20	95.0%	91.4%	91.6%	91.5%
% of Patients satisfied with the time they had to wait for an appointment	19	20	95.0%	89.1%	88.3%	87.9%

* This is based on patients treated on this contract for their most recent course of treatment. Figures in italics indicate the base number of FP17s or Patient Questionnaire responses are less than 100. N/A is shown where the base number of responses is less than 10 during the period. % is calculated as Quantity/Base number*100

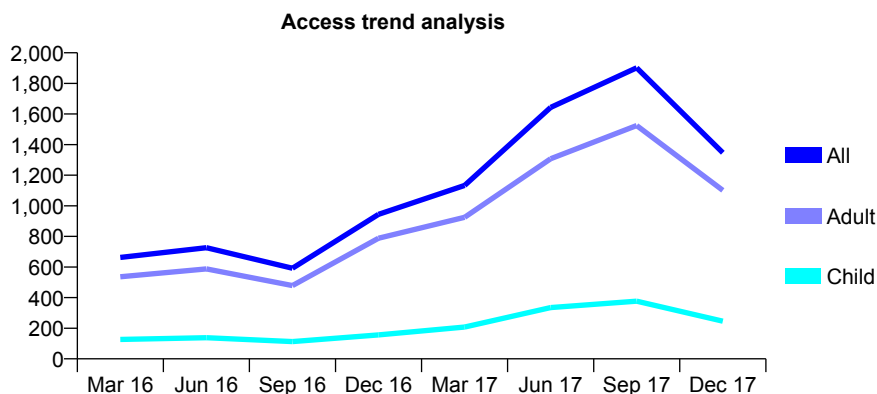
Q57 - Vital Signs At a Glance Contract Report for 972932/0001 - December 2017

Name or company name	West Mersea Dental Practice
Contract type name	GDS Contract
Purpose of contract	General
Contract start date	01/08/2013
Contract end date	

17/18 Contracted general activity (UDA)	3,282
Carry forward general activity (UDA)	-66
17/18 Contracted orthodontic activity (UOA)	0
Carry forward orthodontic activity (UOA)	0
Baseline contract value	£81,172.03

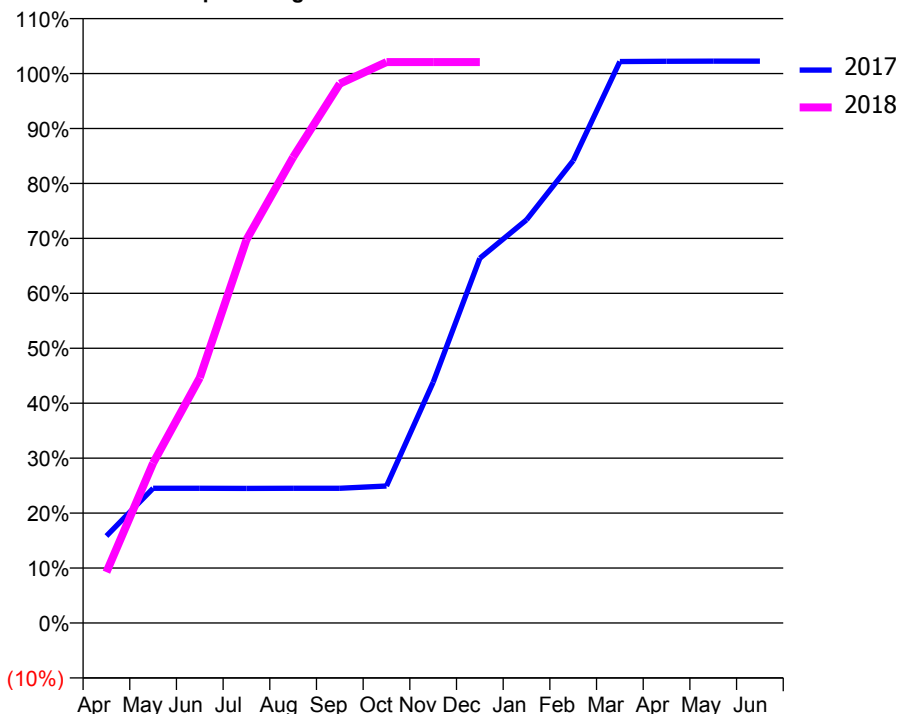
ACCESS*

Patients seen in 24 months	Total	Change since previous quarter
Quarter ending December 2016	944	
Quarter ending March 2017	1,133	↑
Quarter ending June 2017	1,643	↑
Quarter ending September 2017	1,902	↑
Quarter ending December 2017	1,347	↓
Variance since December 2016	42.7%	↑



ACTIVITY

Cumulative percentage of contracted UDA delivered 2017 & 2018



Month	Adjusted Scheduled Activity (UDA)	
	2017	2018
April	520	304
May	805	956
June	805	1,465
July	804	2,289
August	805	2,782
September	805	3,221
October	818	3,350
November	1,438	3,350
December	2,178	3,350
January	2,408	
February	2,762	
March	3,353	
April	3,355	
May	3,356	
June	3,356	

QUALITY

	Quantity	Base Number	Contract	AT	Region	England
% of FP17s for the same patient ID Re-attending within 3 months - Children	8	344	2.3%	10.3%	11.8%	12.0%
% of FP17s for the same patient ID Re-attending within 3 months - Adults	143	1,443	9.9%	14.5%	15.3%	15.9%
% of FP17s for the same patient ID Re-attending between 3 & 9 months - Children	105	344	30.5%	55.9%	59.1%	58.0%
% of FP17s for the same patient ID Re-attending between 3 & 9 months - Adults	511	1,443	35.4%	49.0%	51.5%	50.5%
% of FP17s for Band 1 Urgent Courses	32	1,778	1.8%	8.5%	8.0%	9.0%
% of FP17s Relating to Free Repair or Replacements	3	1,778	0.2%	0.7%	0.8%	0.8%
% of FP17s Relating to Continuations	0	1,778	0.0%	0.9%	1.1%	1.1%
% of Patients satisfied with the dentistry they have received	3	3	N/A	91.4%	91.6%	91.5%
% of Patients satisfied with the time they had to wait for an appointment	3	3	N/A	89.1%	88.3%	87.9%

* This is based on patients treated on this contract for their most recent course of treatment. Figures in italics indicate the base number of FP17s or Patient Questionnaire responses are less than 100. N/A is shown where the base number of responses is less than 10 during the period. % is calculated as Quantity/Base number*100

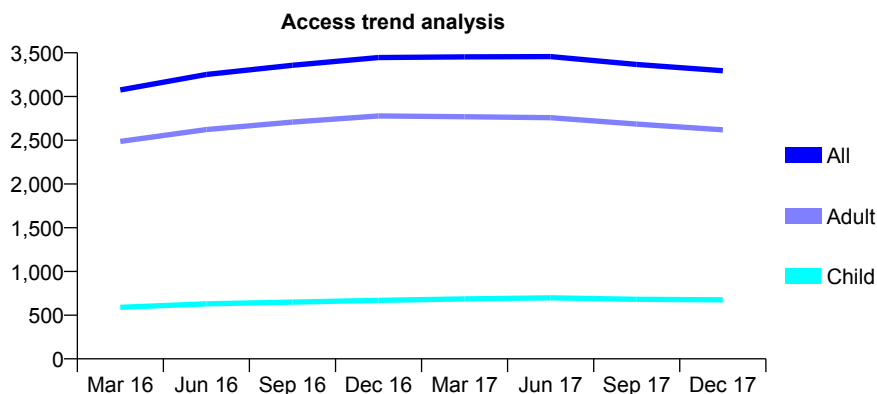
Q57 - Vital Signs At a Glance Contract Report for 991163/0001 - December 2017

Name or company name	MR S DITTA
Contract type name	GDS Contract
Purpose of contract	General
Contract start date	01/12/2014
Contract end date	

17/18 Contracted general activity (UDA)	9,500
Carry forward general activity (UDA)	-2
17/18 Contracted orthodontic activity (UOA)	0
Carry forward orthodontic activity (UOA)	0
Baseline contract value	£229,797.24

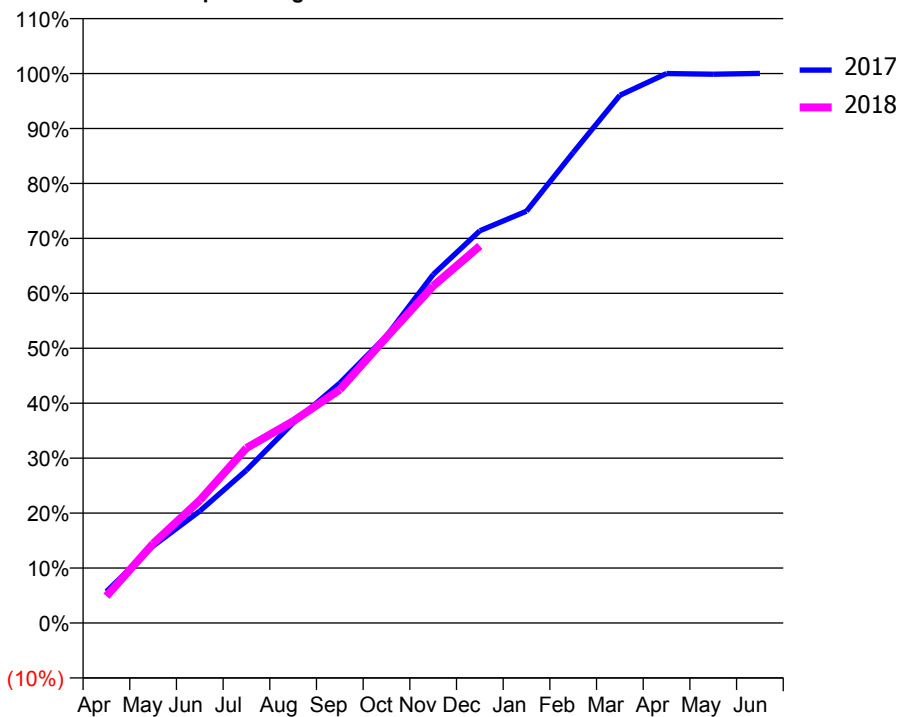
ACCESS*

Patients seen in 24 months	Total	Change since previous quarter
Quarter ending December 2016	3,446	
Quarter ending March 2017	3,453	→
Quarter ending June 2017	3,456	→
Quarter ending September 2017	3,366	↓
Quarter ending December 2017	3,295	↓
Variance since December 2016	(4.4%)	↓



ACTIVITY

Cumulative percentage of contracted UDA delivered 2017 & 2018



Month	Adjusted Scheduled Activity (UDA)	
	2017	2018
April	543	464
May	1,330	1,374
June	1,936	2,122
July	2,644	3,026
August	3,459	3,489
September	4,149	4,036
October	4,961	4,941
November	6,025	5,827
December	6,782	6,519
January	7,121	
February	8,136	
March	9,123	
April	9,500	
May	9,487	
June	9,502	

QUALITY

	Quantity	Base Number	Contract	AT	Region	England
% of FP17s for the same patient ID Re-attending within 3 months - Children	5	595	0.8%	10.3%	11.8%	12.0%
% of FP17s for the same patient ID Re-attending within 3 months - Adults	26	2,264	1.1%	14.5%	15.3%	15.9%
% of FP17s for the same patient ID Re-attending between 3 & 9 months - Children	279	595	46.9%	55.9%	59.1%	58.0%
% of FP17s for the same patient ID Re-attending between 3 & 9 months - Adults	1,275	2,264	56.3%	49.0%	51.5%	50.5%
% of FP17s for Band 1 Urgent Courses	105	2,735	3.8%	8.5%	8.0%	9.0%
% of FP17s Relating to Free Repair or Replacements	3	2,735	0.1%	0.7%	0.8%	0.8%
% of FP17s Relating to Continuations	0	2,735	0.0%	0.9%	1.1%	1.1%
% of Patients satisfied with the dentistry they have received	5	6	N/A	91.4%	91.6%	91.5%
% of Patients satisfied with the time they had to wait for an appointment	4	6	N/A	89.1%	88.3%	87.9%

* This is based on patients treated on this contract for their most recent course of treatment. Figures in italics indicate the base number of FP17s or Patient Questionnaire responses are less than 100. N/A is shown where the base number of responses is less than 10 during the period. % is calculated as Quantity/Base number*100

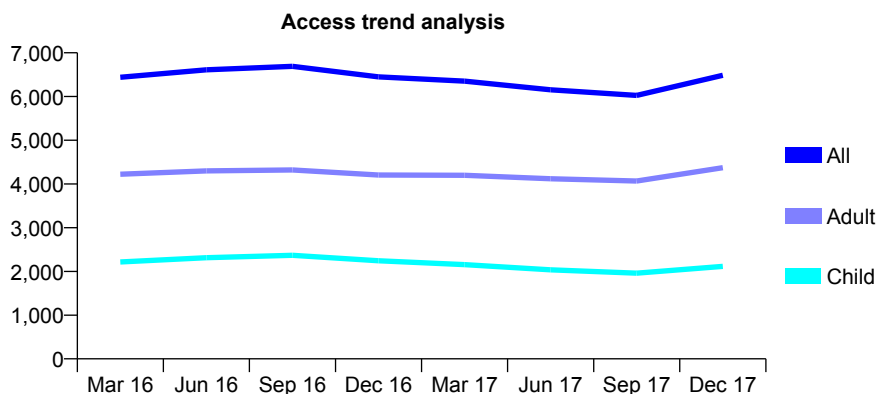
Q57 - Vital Signs At a Glance Contract Report for 993662/0001 - December 2017

Name or company name	MRS JA JORDAN
Contract type name	GDS Contract
Purpose of contract	General
Contract start date	01/04/2006
Contract end date	

17/18 Contracted general activity (UDA)	13,700
Carry forward general activity (UDA)	124
17/18 Contracted orthodontic activity (UOA)	0
Carry forward orthodontic activity (UOA)	0
Baseline contract value	£404,097.58

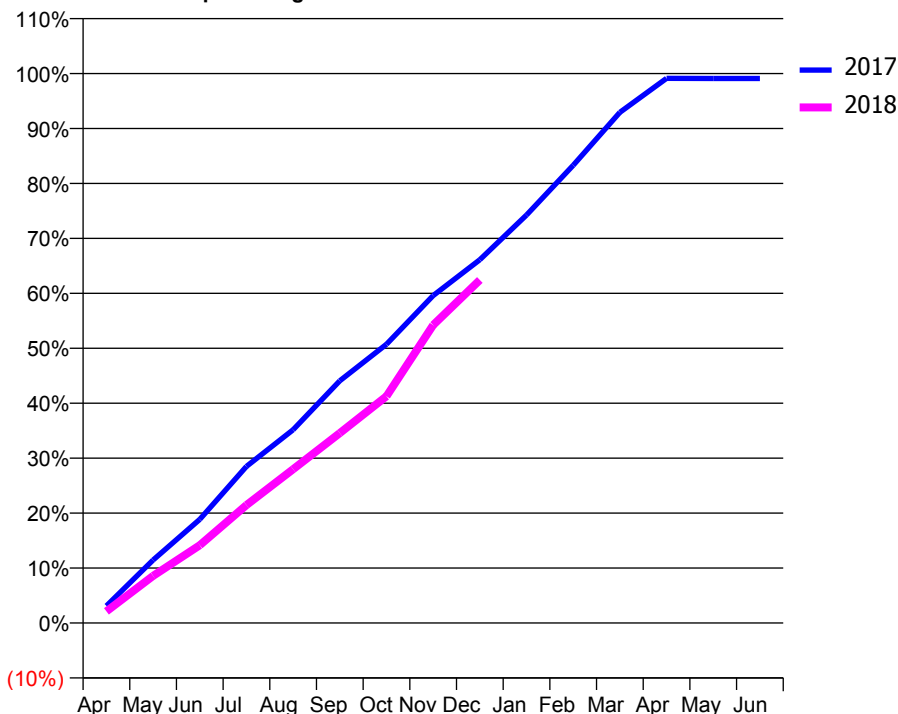
ACCESS*

Patients seen in 24 months	Total	Change since previous quarter
Quarter ending December 2016	6,449	
Quarter ending March 2017	6,353	↓
Quarter ending June 2017	6,155	↓
Quarter ending September 2017	6,027	↓
Quarter ending December 2017	6,487	↑
Variance since December 2016	0.6%	→



ACTIVITY

Cumulative percentage of contracted UDA delivered 2017 & 2018



Adjusted Scheduled Activity (UDA)

Month	2017	2018
April	427	289
May	1,571	1,174
June	2,586	1,940
July	3,906	2,941
August	4,817	3,835
September	6,041	4,736
October	6,950	5,654
November	8,164	7,429
December	9,057	8,552
January	10,173	
February	11,411	
March	12,732	
April	13,580	
May	13,576	
June	13,576	

QUALITY

	Quantity	Base Number	Contract	AT	Region	England
% of FP17s for the same patient ID Re-attending within 3 months - Children	80	2,014	4.0%	10.3%	11.8%	12.0%
% of FP17s for the same patient ID Re-attending within 3 months - Adults	348	3,642	9.6%	14.5%	15.3%	15.9%
% of FP17s for the same patient ID Re-attending between 3 & 9 months - Children	1,066	2,014	52.9%	55.9%	59.1%	58.0%
% of FP17s for the same patient ID Re-attending between 3 & 9 months - Adults	1,422	3,642	39.0%	49.0%	51.5%	50.5%
% of FP17s for Band 1 Urgent Courses	409	5,244	7.8%	8.5%	8.0%	9.0%
% of FP17s Relating to Free Repair or Replacements	11	5,244	0.2%	0.7%	0.8%	0.8%
% of FP17s Relating to Continuations	12	5,244	0.2%	0.9%	1.1%	1.1%
% of Patients satisfied with the dentistry they have received	4	4	N/A	91.4%	91.6%	91.5%
% of Patients satisfied with the time they had to wait for an appointment	4	4	N/A	89.1%	88.3%	87.9%

* This is based on patients treated on this contract for their most recent course of treatment. Figures in italics indicate the base number of FP17s or Patient Questionnaire responses are less than 100. N/A is shown where the base number of responses is less than 10 during the period. % is calculated as Quantity/Base number*100

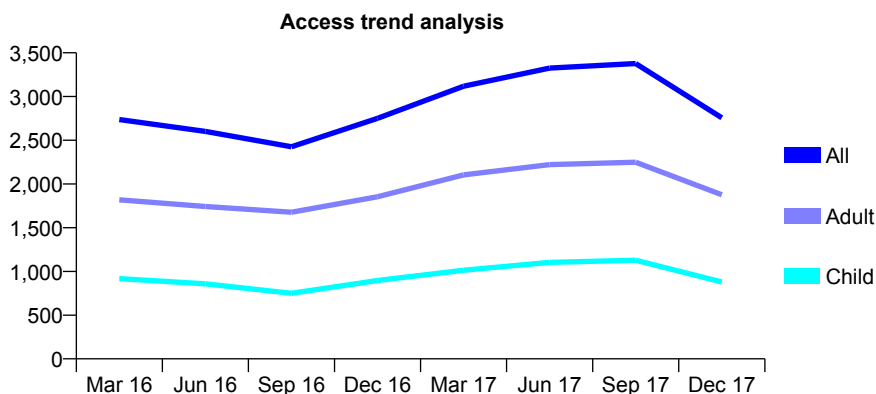
Q57 - Vital Signs At a Glance Contract Report for 993662/0002 - December 2017

Name or company name	MRS JA JORDAN
Contract type name	GDS Contract
Purpose of contract	General
Contract start date	01/04/2006
Contract end date	

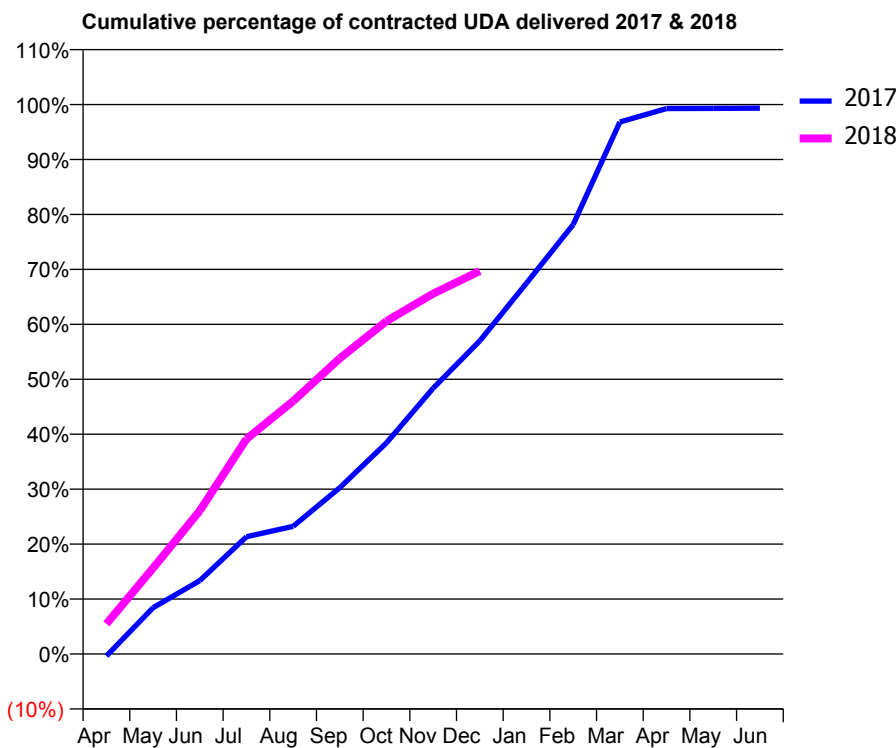
17/18 Contracted general activity (UDA)	6,000
Carry forward general activity (UDA)	40
17/18 Contracted orthodontic activity (UOA)	0
Carry forward orthodontic activity (UOA)	0
Baseline contract value	£150,243.03

ACCESS*

Patients seen in 24 months	Total	Change since previous quarter
Quarter ending December 2016	2,750	
Quarter ending March 2017	3,118	↑
Quarter ending June 2017	3,326	↑
Quarter ending September 2017	3,377	→
Quarter ending December 2017	2,756	↓
Variance since December 2016	0.2%	→



ACTIVITY



Month	Adjusted Scheduled Activity (UDA)	
	2017	2018
April	-22	330
May	506	939
June	802	1,564
July	1,281	2,348
August	1,395	2,762
September	1,817	3,228
October	2,305	3,635
November	2,903	3,935
December	3,420	4,182
January	4,051	
February	4,689	
March	5,809	
April	5,955	
May	5,958	
June	5,960	

QUALITY

	Quantity	Base Number	Contract	AT	Region	England
% of FP17s for the same patient ID Re-attending within 3 months - Children	45	967	4.7%	10.3%	11.8%	12.0%
% of FP17s for the same patient ID Re-attending within 3 months - Adults	231	1,704	13.6%	14.5%	15.3%	15.9%
% of FP17s for the same patient ID Re-attending between 3 & 9 months - Children	392	967	40.5%	55.9%	59.1%	58.0%
% of FP17s for the same patient ID Re-attending between 3 & 9 months - Adults	490	1,704	28.8%	49.0%	51.5%	50.5%
% of FP17s for Band 1 Urgent Courses	407	2,578	15.8%	8.5%	8.0%	9.0%
% of FP17s Relating to Free Repair or Replacements	9	2,578	0.3%	0.7%	0.8%	0.8%
% of FP17s Relating to Continuations	0	2,578	0.0%	0.9%	1.1%	1.1%
% of Patients satisfied with the dentistry they have received	1	1	N/A	91.4%	91.6%	91.5%
% of Patients satisfied with the time they had to wait for an appointment	1	1	N/A	89.1%	88.3%	87.9%

* This is based on patients treated on this contract for their most recent course of treatment. Figures in italics indicate the base number of FP17s or Patient Questionnaire responses are less than 100. N/A is shown where the base number of responses is less than 10 during the period. % is calculated as Quantity/Base number*100

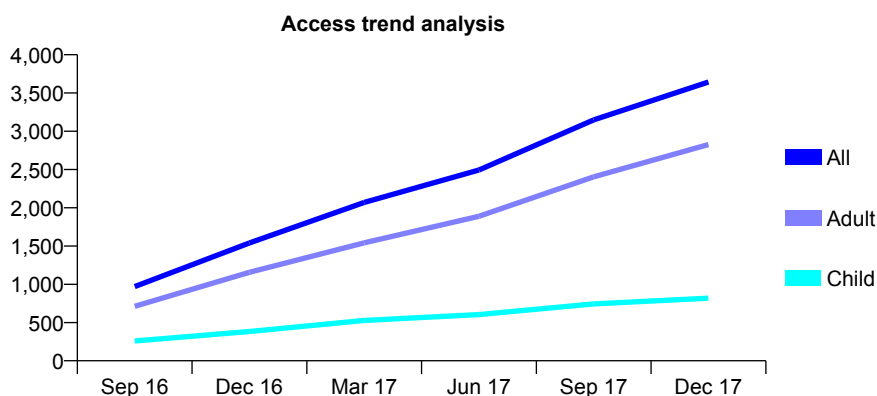
Q58 - Vital Signs At a Glance Contract Report for 100039/0000 - December 2017

Name or company name	Damira Dental Studios Ltd
Contract type name	PDS Contract
Purpose of contract	General
Contract start date	01/04/2016
Contract end date	31/03/2021

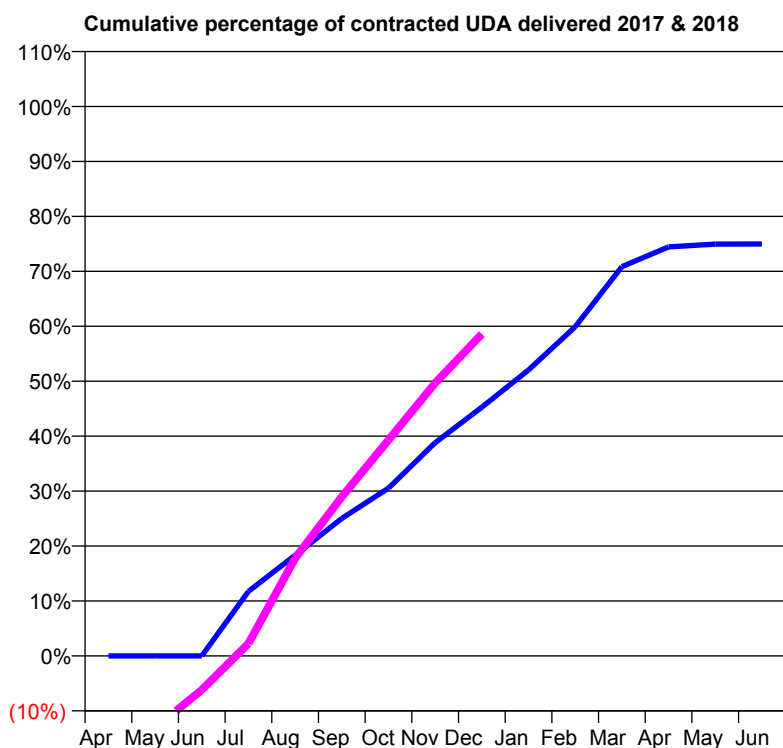
17/18 Contracted general activity (UDA)	10,255
Carry forward general activity (UDA)	2,566
17/18 Contracted orthodontic activity (UOA)	0
Carry forward orthodontic activity (UOA)	0
Baseline contract value	£260,587.21

ACCESS*

Patients seen in 24 months	Total	Change since previous quarter
Quarter ending December 2016	1,539	
Quarter ending March 2017	2,069	↑
Quarter ending June 2017	2,493	↑
Quarter ending September 2017	3,149	↑
Quarter ending December 2017	3,644	↑
Variance since December 2016	136.8%	↑



ACTIVITY



Month	Adjusted Scheduled Activity (UDA)	
	2017	2018
April	0	-2,380
May	0	-1,347
June	0	-635
July	1,205	233
August	1,879	1,824
September	2,566	2,971
October	3,133	4,031
November	3,981	5,094
December	4,641	6,010
January	5,336	
February	6,143	
March	7,265	
April	7,635	
May	7,686	
June	7,689	

QUALITY

	Quantity	Base Number	Contract	AT	Region	England
% of FP17s for the same patient ID Re-attending within 3 months - Children	84	910	9.2%	11.0%	11.8%	12.0%
% of FP17s for the same patient ID Re-attending within 3 months - Adults	540	3,089	17.5%	14.5%	15.3%	15.9%
% of FP17s for the same patient ID Re-attending between 3 & 9 months - Children	425	910	46.7%	56.7%	59.1%	58.0%
% of FP17s for the same patient ID Re-attending between 3 & 9 months - Adults	982	3,089	31.8%	48.2%	51.5%	50.5%
% of FP17s for Band 1 Urgent Courses	659	3,835	17.2%	8.6%	8.0%	9.0%
% of FP17s Relating to Free Repair or Replacements	13	3,835	0.3%	0.7%	0.8%	0.8%
% of FP17s Relating to Continuations	9	3,835	0.2%	0.9%	1.1%	1.1%
% of Patients satisfied with the dentistry they have received	4	4	N/A	91.1%	91.6%	91.5%
% of Patients satisfied with the time they had to wait for an appointment	4	4	N/A	86.8%	88.3%	87.9%

* This is based on patients treated on this contract for their most recent course of treatment. Figures in italics indicate the base number of FP17s or Patient Questionnaire responses are less than 100. N/A is shown where the base number of responses is less than 10 during the period. % is calculated as Quantity/Base number*100

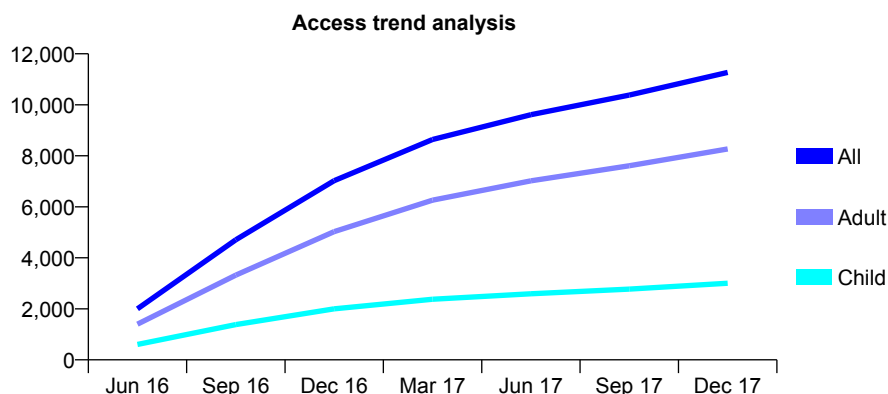
Q58 - Vital Signs At a Glance Contract Report for 100041/0000 - December 2017

Name or company name	2:30 Ltd
Contract type name	GDS Contract
Purpose of contract	General and Orthodontic
Contract start date	01/04/2016
Contract end date	

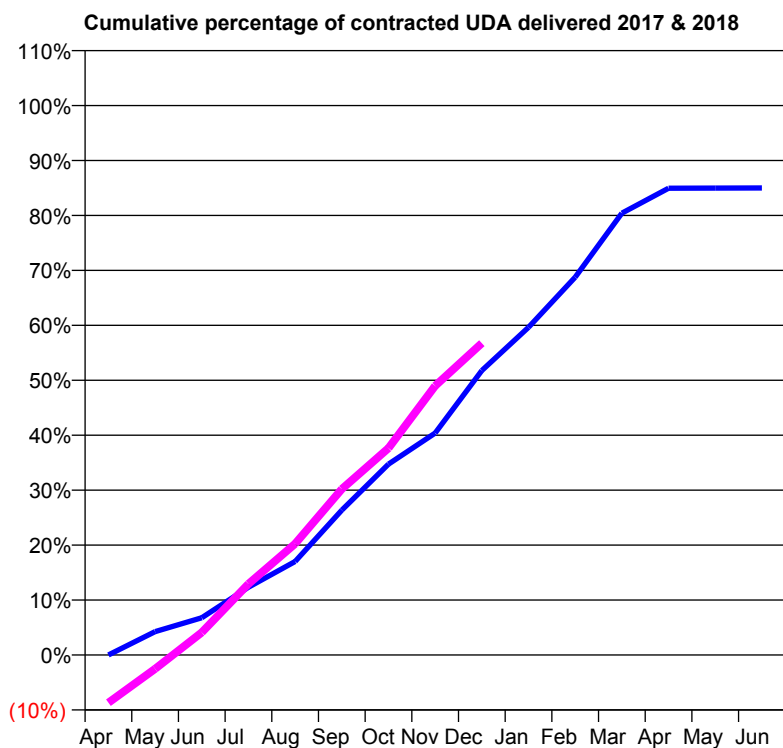
17/18 Contracted general activity (UDA)	31,550
Carry forward general activity (UDA)	4,045
17/18 Contracted orthodontic activity (UOA)	785
Carry forward orthodontic activity (UOA)	3
Baseline contract value	£943,035.11

ACCESS*

Patients seen in 24 months	Total	Change since previous quarter
Quarter ending December 2016	7,023	
Quarter ending March 2017	8,638	↑
Quarter ending June 2017	9,615	↑
Quarter ending September 2017	10,382	↑
Quarter ending December 2017	11,273	↑
Variance since December 2016	60.5%	↑



ACTIVITY



Month	Adjusted Scheduled Activity (UDA)	
	2017	2018
April	0	-2,742
May	1,343	-797
June	2,142	1,300
July	3,889	4,083
August	5,375	6,389
September	8,320	9,526
October	10,963	11,879
November	12,745	15,453
December	16,337	17,906
January	18,812	
February	21,696	
March	25,370	
April	26,803	
May	26,811	
June	26,816	

QUALITY

	Quantity	Base Number	Contract	AT	Region	England
% of FP17s for the same patient ID Re-attending within 3 months - Children	318	3,198	9.9%	11.0%	11.8%	12.0%
% of FP17s for the same patient ID Re-attending within 3 months - Adults	1,227	8,370	14.7%	14.5%	15.3%	15.9%
% of FP17s for the same patient ID Re-attending between 3 & 9 months - Children	1,675	3,198	52.4%	56.7%	59.1%	58.0%
% of FP17s for the same patient ID Re-attending between 3 & 9 months - Adults	4,113	8,370	49.1%	48.2%	51.5%	50.5%
% of FP17s for Band 1 Urgent Courses	1,037	10,563	9.8%	8.6%	8.0%	9.0%
% of FP17s Relating to Free Repair or Replacements	168	10,563	1.6%	0.7%	0.8%	0.8%
% of FP17s Relating to Continuations	101	10,563	1.0%	0.9%	1.1%	1.1%
% of Patients satisfied with the dentistry they have received	7	8	N/A	91.1%	91.6%	91.5%
% of Patients satisfied with the time they had to wait for an appointment	8	8	N/A	86.8%	88.3%	87.9%

* This is based on patients treated on this contract for their most recent course of treatment. Figures in italics indicate the base number of FP17s or Patient Questionnaire responses are less than 100. N/A is shown where the base number of responses is less than 10 during the period. % is calculated as Quantity/Base number*100

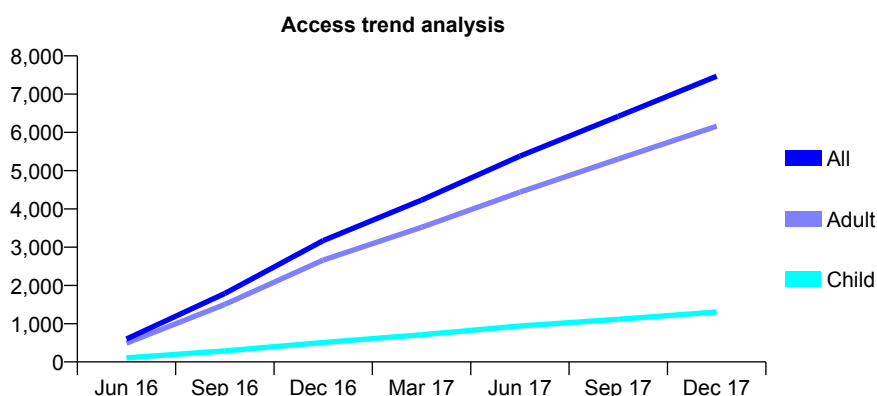
Q58 - Vital Signs At a Glance Contract Report for 100079/0000 - December 2017

Name or company name	Rodericks Dental Limited
Contract type name	GDS Contract
Purpose of contract	General
Contract start date	01/04/2016
Contract end date	

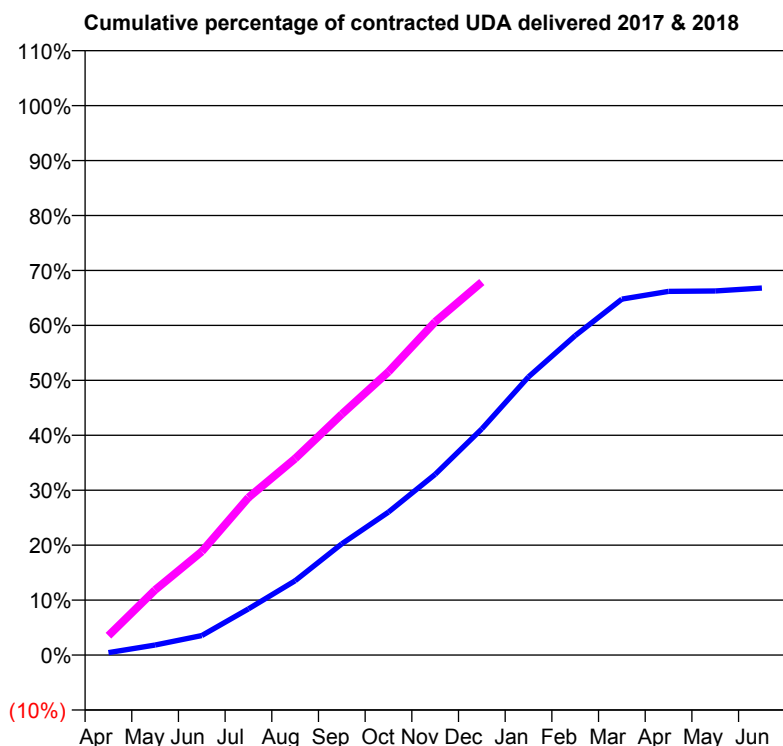
17/18 Contracted general activity (UDA)	25,000
Carry forward general activity (UDA)	122
17/18 Contracted orthodontic activity (UOA)	0
Carry forward orthodontic activity (UOA)	0
Baseline contract value	£638,270.27

ACCESS*

Patients seen in 24 months	Total	Change since previous quarter
Quarter ending December 2016	3,169	
Quarter ending March 2017	4,229	↑
Quarter ending June 2017	5,380	↑
Quarter ending September 2017	6,419	↑
Quarter ending December 2017	7,467	↑
Variance since December 2016	135.6%	↑



ACTIVITY



Month	Adjusted Scheduled Activity (UDA)	
	2017	2018
April	102	884
May	421	2,965
June	816	4,711
July	1,933	7,167
August	3,105	8,942
September	4,649	10,962
October	5,975	12,888
November	7,552	15,166
December	9,451	16,973
January	11,622	
February	13,349	
March	14,870	
April	15,198	
May	15,215	
June	15,336	

QUALITY

	Quantity	Base Number	Contract	AT	Region	England
% of FP17s for the same patient ID Re-attending within 3 months - Children	229	1,576	14.5%	11.0%	11.8%	12.0%
% of FP17s for the same patient ID Re-attending within 3 months - Adults	1,382	6,457	21.4%	14.5%	15.3%	15.9%
% of FP17s for the same patient ID Re-attending between 3 & 9 months - Children	535	1,576	33.9%	56.7%	59.1%	58.0%
% of FP17s for the same patient ID Re-attending between 3 & 9 months - Adults	1,489	6,457	23.1%	48.2%	51.5%	50.5%
% of FP17s for Band 1 Urgent Courses	2,599	7,769	33.5%	8.6%	8.0%	9.0%
% of FP17s Relating to Free Repair or Replacements	63	7,769	0.8%	0.7%	0.8%	0.8%
% of FP17s Relating to Continuations	26	7,769	0.3%	0.9%	1.1%	1.1%
% of Patients satisfied with the dentistry they have received	2	3	N/A	91.1%	91.6%	91.5%
% of Patients satisfied with the time they had to wait for an appointment	3	3	N/A	86.8%	88.3%	87.9%

* This is based on patients treated on this contract for their most recent course of treatment. Figures in italics indicate the base number of FP17s or Patient Questionnaire responses are less than 100. N/A is shown where the base number of responses is less than 10 during the period. % is calculated as Quantity/Base number*100

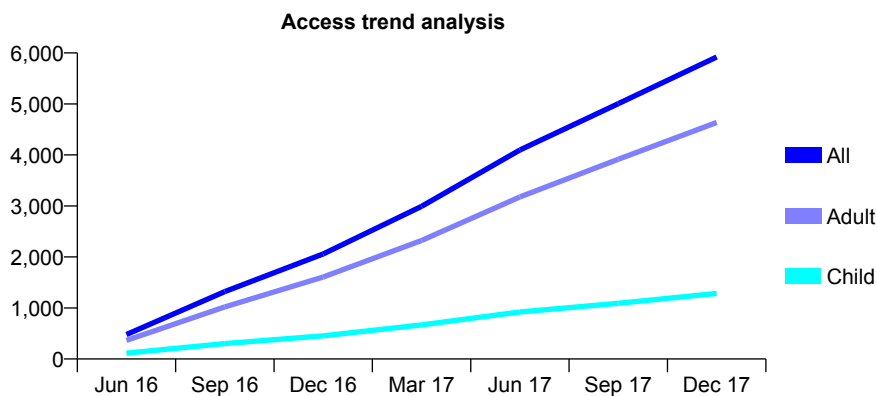
Q58 - Vital Signs At a Glance Contract Report for 100081/0000 - December 2017

Name or company name	Rodericks Dental Limited
Contract type name	GDS Contract
Purpose of contract	General
Contract start date	01/04/2016
Contract end date	

17/18 Contracted general activity (UDA)	25,000
Carry forward general activity (UDA)	-58
17/18 Contracted orthodontic activity (UOA)	0
Carry forward orthodontic activity (UOA)	0
Baseline contract value	£624,094.69

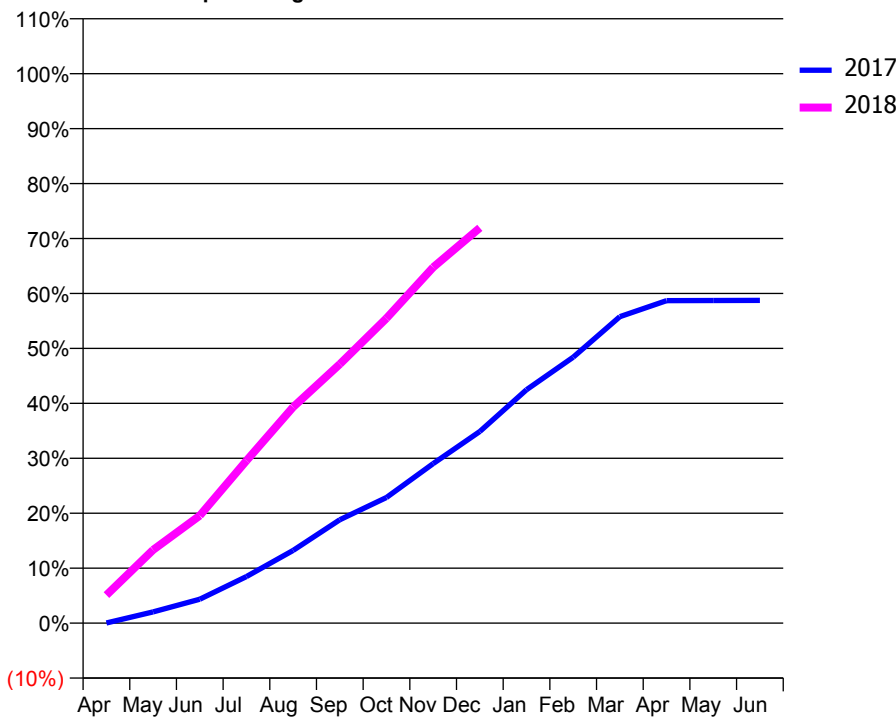
ACCESS*

Patients seen in 24 months	Total	Change since previous quarter
Quarter ending December 2016	2,059	
Quarter ending March 2017	2,991	↑
Quarter ending June 2017	4,099	↑
Quarter ending September 2017	5,006	↑
Quarter ending December 2017	5,921	↑
Variance since December 2016	187.6%	↑



ACTIVITY

Cumulative percentage of contracted UDA delivered 2017 & 2018



Adjusted Scheduled Activity (UDA)

Month	2017	2018
April	11	1,275
May	492	3,333
June	1,052	4,890
July	2,042	7,395
August	3,189	9,828
September	4,535	11,786
October	5,508	13,871
November	6,994	16,187
December	8,401	17,987
January	10,232	
February	11,660	
March	13,439	
April	14,141	
May	14,142	
June	14,148	

QUALITY

	Quantity	Base Number	Contract	AT	Region	England
% of FP17s for the same patient ID Re-attending within 3 months - Children	206	1,571	13.1%	11.0%	11.8%	12.0%
% of FP17s for the same patient ID Re-attending within 3 months - Adults	919	4,741	19.4%	14.5%	15.3%	15.9%
% of FP17s for the same patient ID Re-attending between 3 & 9 months - Children	493	1,571	31.4%	56.7%	59.1%	58.0%
% of FP17s for the same patient ID Re-attending between 3 & 9 months - Adults	907	4,741	19.1%	48.2%	51.5%	50.5%
% of FP17s for Band 1 Urgent Courses	2,105	6,042	34.8%	8.6%	8.0%	9.0%
% of FP17s Relating to Free Repair or Replacements	6	6,042	0.1%	0.7%	0.8%	0.8%
% of FP17s Relating to Continuations	12	6,042	0.2%	0.9%	1.1%	1.1%
% of Patients satisfied with the dentistry they have received	5	8	N/A	91.1%	91.6%	91.5%
% of Patients satisfied with the time they had to wait for an appointment	4	8	N/A	86.8%	88.3%	87.9%

* This is based on patients treated on this contract for their most recent course of treatment. Figures in italics indicate the base number of FP17s or Patient Questionnaire responses are less than 100. N/A is shown where the base number of responses is less than 10 during the period. % is calculated as Quantity/Base number*100

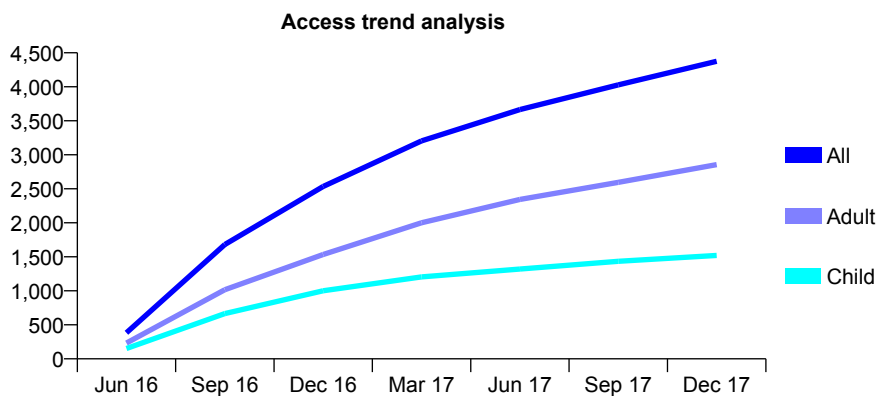
Q58 - Vital Signs At a Glance Contract Report for 100082/0000 - December 2017

Name or company name	Rodericks Dental Limited
Contract type name	GDS Contract
Purpose of contract	General
Contract start date	01/04/2016
Contract end date	

17/18 Contracted general activity (UDA)	14,000
Carry forward general activity (UDA)	466
17/18 Contracted orthodontic activity (UOA)	0
Carry forward orthodontic activity (UOA)	0
Baseline contract value	£355,782.20

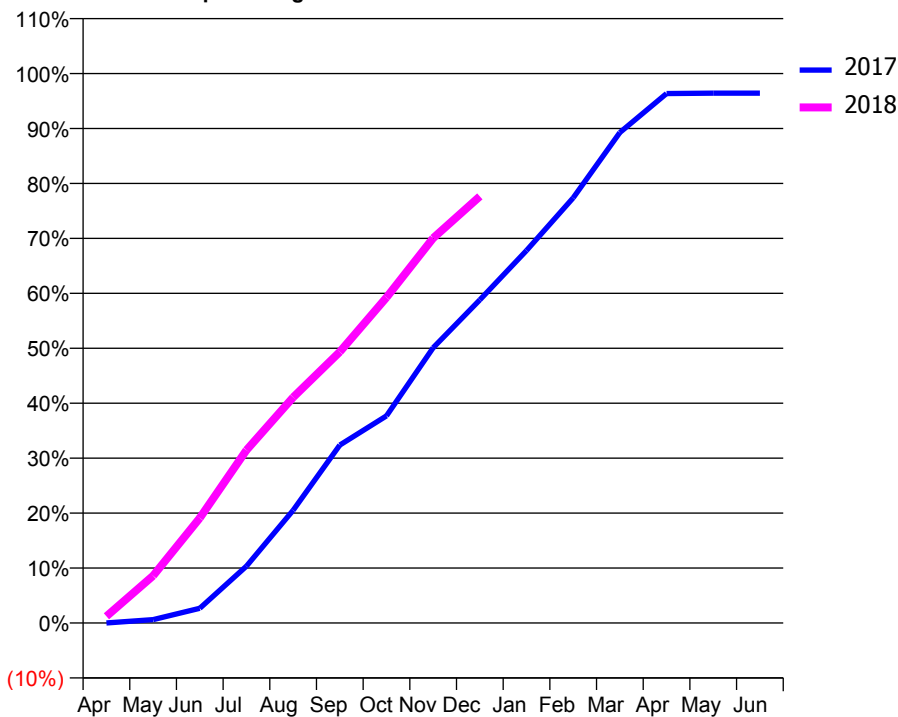
ACCESS*

Patients seen in 24 months	Total	Change since previous quarter
Quarter ending December 2016	2,534	
Quarter ending March 2017	3,204	↑
Quarter ending June 2017	3,665	↑
Quarter ending September 2017	4,029	↑
Quarter ending December 2017	4,375	↑
Variance since December 2016	72.7%	↑



ACTIVITY

Cumulative percentage of contracted UDA delivered 2017 & 2018



Month	Adjusted Scheduled Activity (UDA)	
	2017	2018
April	0	173
May	82	1,203
June	350	2,674
July	1,349	4,404
August	2,675	5,749
September	4,222	6,909
October	4,916	8,295
November	6,533	9,807
December	7,670	10,871
January	8,841	
February	10,090	
March	11,642	
April	12,564	
May	12,574	
June	12,575	

QUALITY

	Quantity	Base Number	Contract	AT	Region	England
% of FP17s for the same patient ID Re-attending within 3 months - Children	176	1,794	9.8%	11.0%	11.8%	12.0%
% of FP17s for the same patient ID Re-attending within 3 months - Adults	399	2,888	13.8%	14.5%	15.3%	15.9%
% of FP17s for the same patient ID Re-attending between 3 & 9 months - Children	1,047	1,794	58.4%	56.7%	59.1%	58.0%
% of FP17s for the same patient ID Re-attending between 3 & 9 months - Adults	1,302	2,888	45.1%	48.2%	51.5%	50.5%
% of FP17s for Band 1 Urgent Courses	408	4,400	9.3%	8.6%	8.0%	9.0%
% of FP17s Relating to Free Repair or Replacements	10	4,400	0.2%	0.7%	0.8%	0.8%
% of FP17s Relating to Continuations	1	4,400	0.0%	0.9%	1.1%	1.1%
% of Patients satisfied with the dentistry they have received	3	4	N/A	91.1%	91.6%	91.5%
% of Patients satisfied with the time they had to wait for an appointment	4	4	N/A	86.8%	88.3%	87.9%

* This is based on patients treated on this contract for their most recent course of treatment. Figures in italics indicate the base number of FP17s or Patient Questionnaire responses are less than 100. N/A is shown where the base number of responses is less than 10 during the period. % is calculated as Quantity/Base number*100

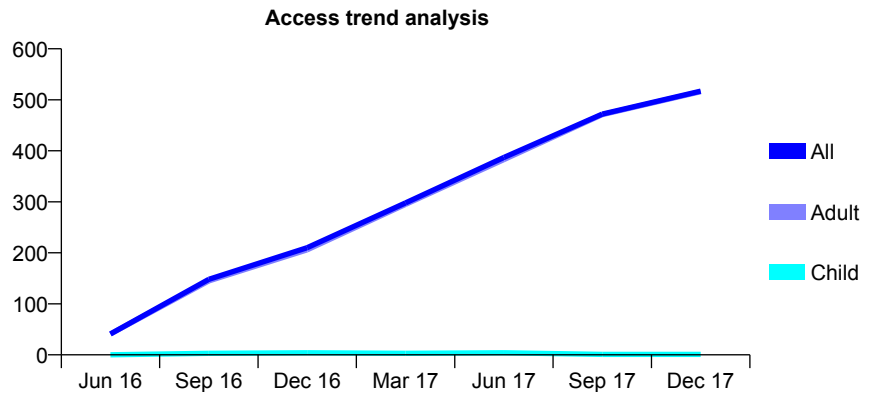
Q58 - Vital Signs At a Glance Contract Report for 100084/0000 - December 2017

Name or company name	MR RF COLIN
Contract type name	PDS Contract
Purpose of contract	General
Contract start date	01/04/2016
Contract end date	31/03/2018

17/18 Contracted general activity (UDA)	745
Carry forward general activity (UDA)	0
17/18 Contracted orthodontic activity (UOA)	0
Carry forward orthodontic activity (UOA)	0
Baseline contract value	£74,631.95

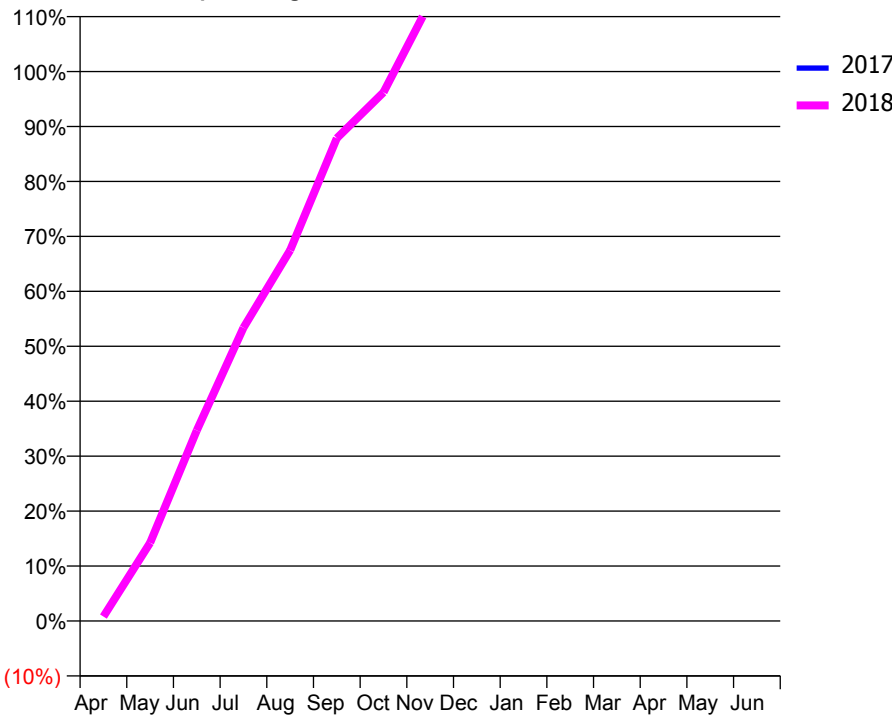
ACCESS*

Patients seen in 24 months	Total	Change since previous quarter
Quarter ending December 2016	210	
Quarter ending March 2017	298	↑
Quarter ending June 2017	387	↑
Quarter ending September 2017	472	↑
Quarter ending December 2017	517	↑
Variance since December 2016	146.2%	↑



ACTIVITY

Cumulative percentage of contracted UDA delivered 2017 & 2018



Month	Adjusted Scheduled Activity (UDA)	
	2017	2018
April	0	6
May	52	106
June	195	258
July	430	398
August	578	503
September	652	655
October	705	717
November	821	839
December	984	872
January	1,076	
February	1,206	
March	1,451	
April	1,488	
May	1,533	
June	1,534	

QUALITY

	Quantity	Base Number	Contract	AT	Region	England
% of FP17s for the same patient ID Re-attending within 3 months - Children	0	0	N/A	11.0%	11.8%	12.0%
% of FP17s for the same patient ID Re-attending within 3 months - Adults	25	308	8.1%	14.5%	15.3%	15.9%
% of FP17s for the same patient ID Re-attending between 3 & 9 months - Children	0	0	N/A	56.7%	59.1%	58.0%
% of FP17s for the same patient ID Re-attending between 3 & 9 months - Adults	35	308	11.4%	48.2%	51.5%	50.5%
% of FP17s for Band 1 Urgent Courses	7	281	2.5%	8.6%	8.0%	9.0%
% of FP17s Relating to Free Repair or Replacements	2	281	0.7%	0.7%	0.8%	0.8%
% of FP17s Relating to Continuations	0	281	0.0%	0.9%	1.1%	1.1%
% of Patients satisfied with the dentistry they have received	0	0	N/A	91.1%	91.6%	91.5%
% of Patients satisfied with the time they had to wait for an appointment	0	0	N/A	86.8%	88.3%	87.9%

* This is based on patients treated on this contract for their most recent course of treatment. Figures in italics indicate the base number of FP17s or Patient Questionnaire responses are less than 100. N/A is shown where the base number of responses is less than 10 during the period. % is calculated as Quantity/Base number*100

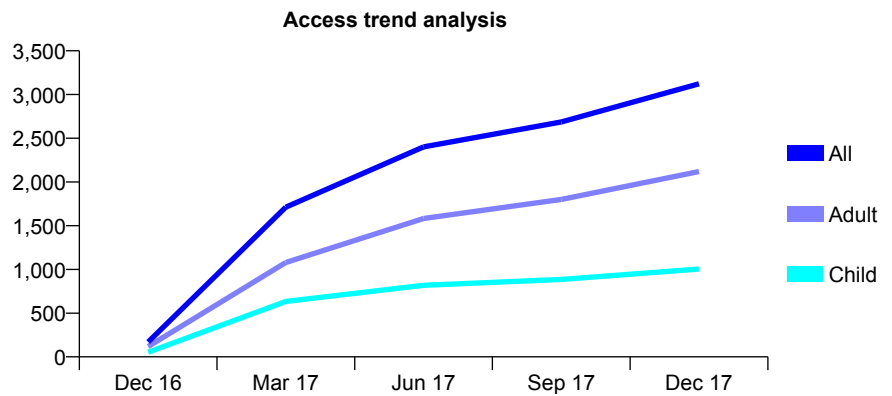
Q58 - Vital Signs At a Glance Contract Report for 100232/0000 - December 2017

Name or company name	Mr R Naidoo and Mrs S Naidoo
Contract type name	GDS Contract
Purpose of contract	General
Contract start date	01/11/2016
Contract end date	

17/18 Contracted general activity (UDA)	7,404
Carry forward general activity (UDA)	-148
17/18 Contracted orthodontic activity (UOA)	0
Carry forward orthodontic activity (UOA)	0
Baseline contract value	£190,892.78

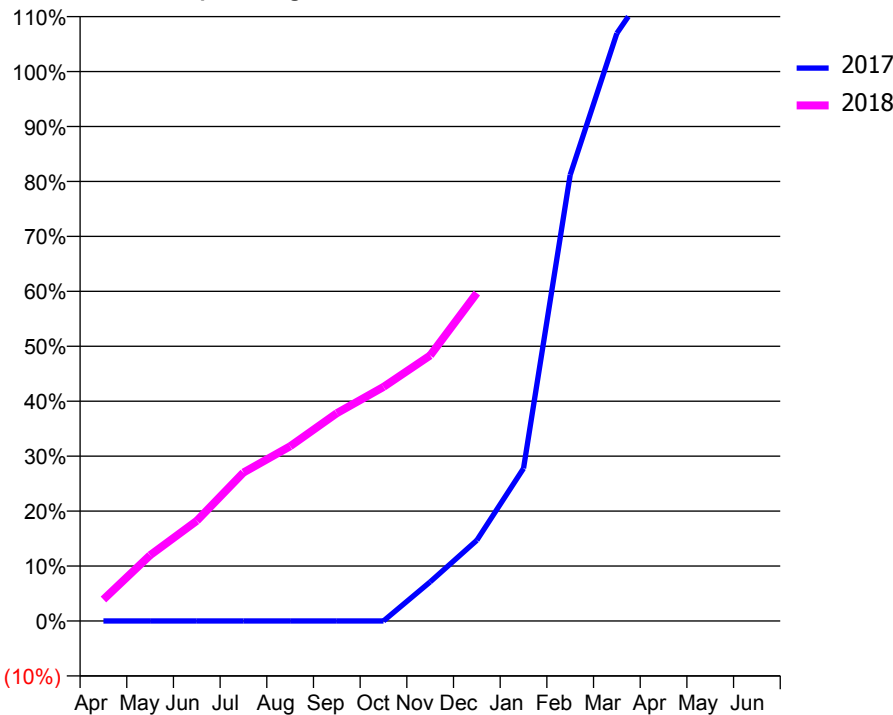
ACCESS*

Patients seen in 24 months	Total	Change since previous quarter
Quarter ending December 2016	170	
Quarter ending March 2017	1,712	↑
Quarter ending June 2017	2,401	↑
Quarter ending September 2017	2,686	↑
Quarter ending December 2017	3,123	↑
Variance since December 2016	1737.1%	↑



ACTIVITY

Cumulative percentage of contracted UDA delivered 2017 & 2018



Adjusted Scheduled Activity (UDA)		
Month	2017	2018
April	0	291
May	0	887
June	0	1,351
July	0	2,000
August	0	2,355
September	0	2,800
October	0	3,154
November	220	3,578
December	453	4,419
January	857	
February	2,505	
March	3,300	
April	3,682	
May	3,796	
June	3,796	

QUALITY

	Quantity	Base Number	Contract	AT	Region	England
% of FP17s for the same patient ID Re-attending within 3 months - Children	100	907	11.0%	11.0%	11.8%	12.0%
% of FP17s for the same patient ID Re-attending within 3 months - Adults	277	1,928	14.4%	14.5%	15.3%	15.9%
% of FP17s for the same patient ID Re-attending between 3 & 9 months - Children	305	907	33.6%	56.7%	59.1%	58.0%
% of FP17s for the same patient ID Re-attending between 3 & 9 months - Adults	432	1,928	22.4%	48.2%	51.5%	50.5%
% of FP17s for Band 1 Urgent Courses	144	2,183	6.6%	8.6%	8.0%	9.0%
% of FP17s Relating to Free Repair or Replacements	26	2,183	1.2%	0.7%	0.8%	0.8%
% of FP17s Relating to Continuations	4	2,183	0.2%	0.9%	1.1%	1.1%
% of Patients satisfied with the dentistry they have received	0	1	N/A	91.1%	91.6%	91.5%
% of Patients satisfied with the time they had to wait for an appointment	0	1	N/A	86.8%	88.3%	87.9%

* This is based on patients treated on this contract for their most recent course of treatment. Figures in italics indicate the base number of FP17s or Patient Questionnaire responses are less than 100. N/A is shown where the base number of responses is less than 10 during the period. % is calculated as Quantity/Base number*100

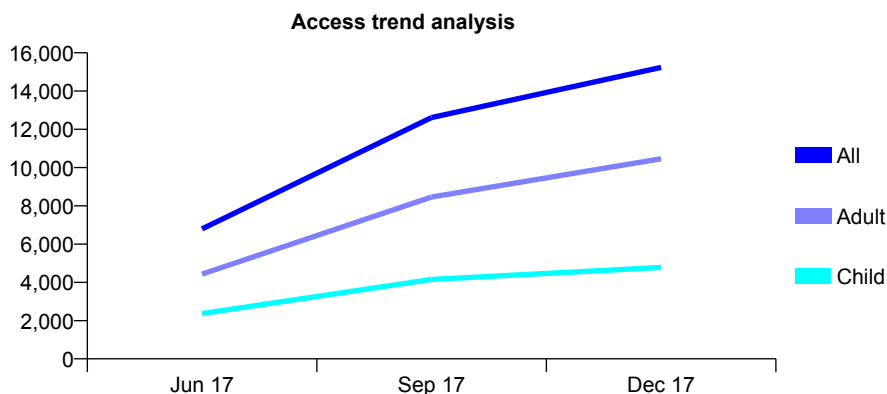
Q58 - Vital Signs At a Glance Contract Report for 100345/0000 - December 2017

Name or company name	Oradi Ltd.
Contract type name	GDS Contract
Purpose of contract	General
Contract start date	01/04/2017
Contract end date	

17/18 Contracted general activity (UDA)	53,316
Carry forward general activity (UDA)	0
17/18 Contracted orthodontic activity (UOA)	0
Carry forward orthodontic activity (UOA)	0
Baseline contract value	£1,305,029.51

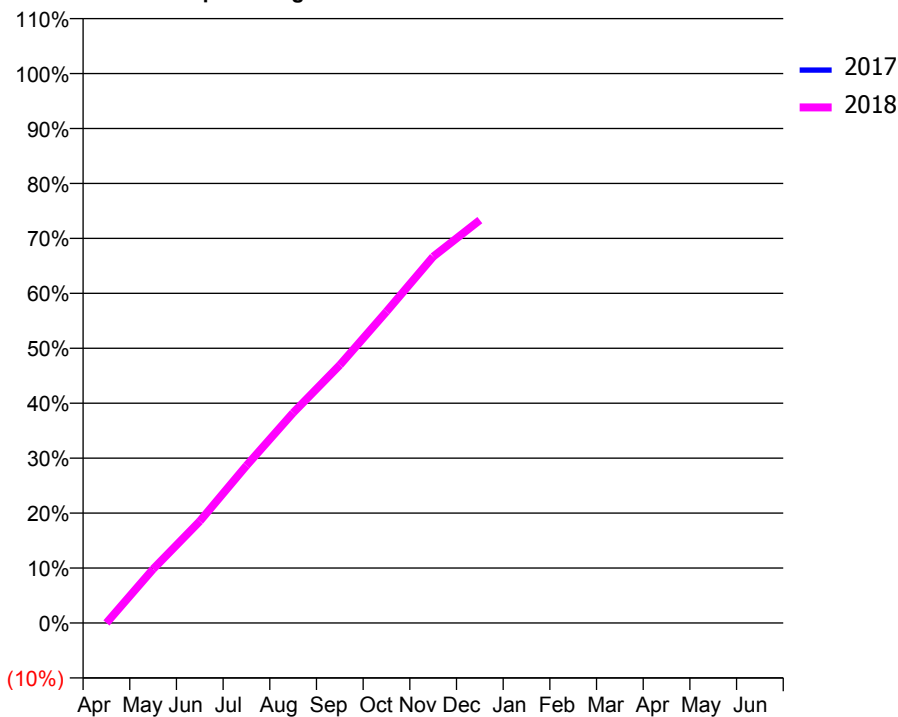
ACCESS*

Patients seen in 24 months	Total	Change since previous quarter
Quarter ending December 2016	0	
Quarter ending March 2017	0	
Quarter ending June 2017	6,797	↑
Quarter ending September 2017	12,615	↑
Quarter ending December 2017	15,236	↑
Variance since December 2016	N/A	



ACTIVITY

Cumulative percentage of contracted UDA delivered 2017 & 2018



Adjusted Scheduled Activity (UDA)

Month	2017	2018
April	0	0
May	0	5,231
June	0	9,872
July	0	15,273
August	0	20,397
September	0	25,030
October	0	30,212
November	0	35,544
December	0	39,098
January	0	
February	0	
March	0	
April	0	
May	0	
June	0	

QUALITY

	Quantity	Base Number	Contract	AT	Region	England
% of FP17s for the same patient ID Re-attending within 3 months - Children	550	6,861	8.0%	11.0%	11.8%	12.0%
% of FP17s for the same patient ID Re-attending within 3 months - Adults	1,362	13,630	10.0%	14.5%	15.3%	15.9%
% of FP17s for the same patient ID Re-attending between 3 & 9 months - Children	1,279	6,861	18.6%	56.7%	59.1%	58.0%
% of FP17s for the same patient ID Re-attending between 3 & 9 months - Adults	1,638	13,630	12.0%	48.2%	51.5%	50.5%
% of FP17s for Band 1 Urgent Courses	1,207	20,491	5.9%	8.6%	8.0%	9.0%
% of FP17s Relating to Free Repair or Replacements	53	20,491	0.3%	0.7%	0.8%	0.8%
% of FP17s Relating to Continuations	119	20,491	0.6%	0.9%	1.1%	1.1%
% of Patients satisfied with the dentistry they have received	9	10	90.0%	91.1%	91.6%	91.5%
% of Patients satisfied with the time they had to wait for an appointment	9	10	90.0%	86.8%	88.3%	87.9%

* This is based on patients treated on this contract for their most recent course of treatment. Figures in italics indicate the base number of FP17s or Patient Questionnaire responses are less than 100. N/A is shown where the base number of responses is less than 10 during the period. % is calculated as Quantity/Base number*100

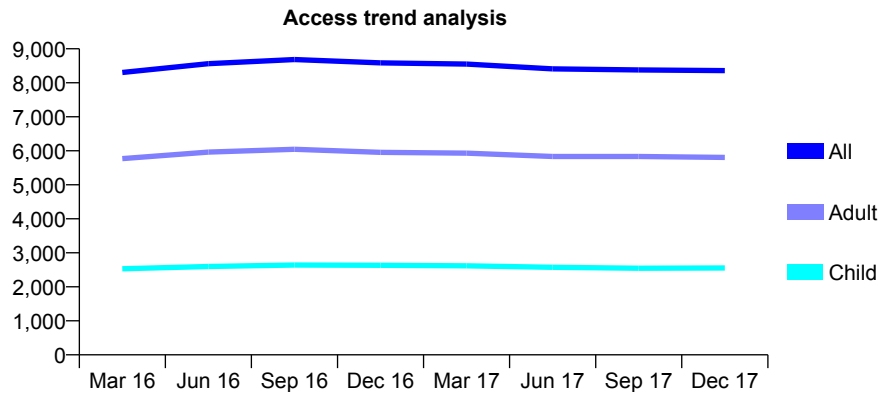
Q58 - Vital Signs At a Glance Contract Report for 101281/0053 - December 2017

Name or company name	OASIS DENTAL CARE LTD
Contract type name	GDS Contract
Purpose of contract	General
Contract start date	01/04/2006
Contract end date	

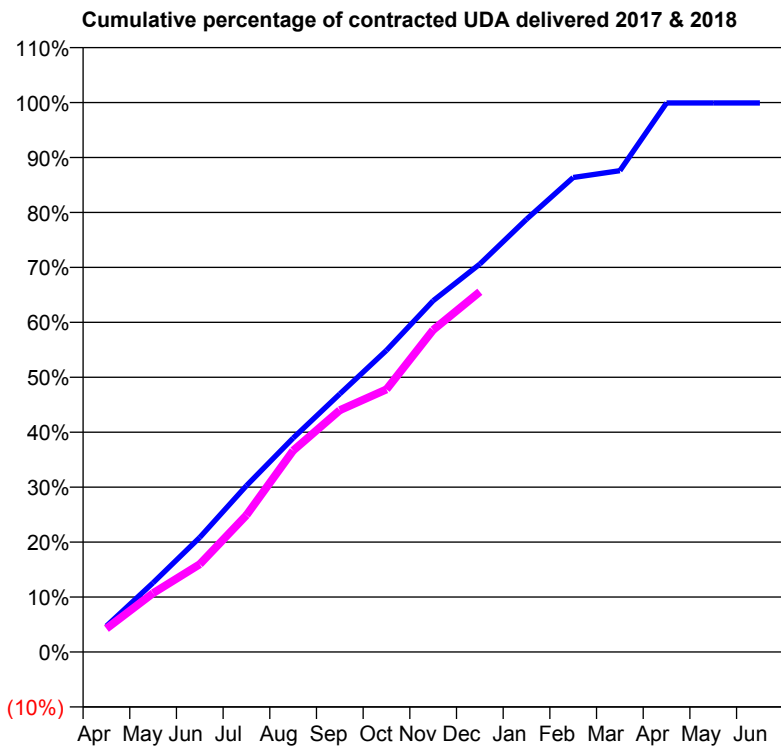
17/18 Contracted general activity (UDA)	22,735
Carry forward general activity (UDA)	-434
17/18 Contracted orthodontic activity (UOA)	0
Carry forward orthodontic activity (UOA)	0
Baseline contract value	£577,419.33

ACCESS*

Patients seen in 24 months	Total	Change since previous quarter
Quarter ending December 2016	8,588	
Quarter ending March 2017	8,552	→
Quarter ending June 2017	8,408	↓
Quarter ending September 2017	8,378	→
Quarter ending December 2017	8,360	→
Variance since December 2016	(2.7%)	↓



ACTIVITY



Month	Adjusted Scheduled Activity (UDA)	
	2017	2018
April	1,072	968
May	2,866	2,438
June	4,742	3,633
July	6,885	5,663
August	8,852	8,335
September	10,680	10,004
October	12,483	10,864
November	14,535	13,324
December	16,055	14,906
January	17,906	
February	19,634	
March	19,915	
April	22,716	
May	22,715	
June	22,715	

QUALITY

	Quantity	Base Number	Contract	AT	Region	England
% of FP17s for the same patient ID Re-attending within 3 months - Children	276	3,309	8.3%	11.0%	11.8%	12.0%
% of FP17s for the same patient ID Re-attending within 3 months - Adults	1,180	6,801	17.4%	14.5%	15.3%	15.9%
% of FP17s for the same patient ID Re-attending between 3 & 9 months - Children	2,180	3,309	65.9%	56.7%	59.1%	58.0%
% of FP17s for the same patient ID Re-attending between 3 & 9 months - Adults	3,691	6,801	54.3%	48.2%	51.5%	50.5%
% of FP17s for Band 1 Urgent Courses	975	8,656	11.3%	8.6%	8.0%	9.0%
% of FP17s Relating to Free Repair or Replacements	39	8,656	0.5%	0.7%	0.8%	0.8%
% of FP17s Relating to Continuations	48	8,656	0.6%	0.9%	1.1%	1.1%
% of Patients satisfied with the dentistry they have received	14	14	100.0%	91.1%	91.6%	91.5%
% of Patients satisfied with the time they had to wait for an appointment	13	14	92.9%	86.8%	88.3%	87.9%

* This is based on patients treated on this contract for their most recent course of treatment. Figures in italics indicate the base number of FP17s or Patient Questionnaire responses are less than 100. N/A is shown where the base number of responses is less than 10 during the period. % is calculated as Quantity/Base number*100

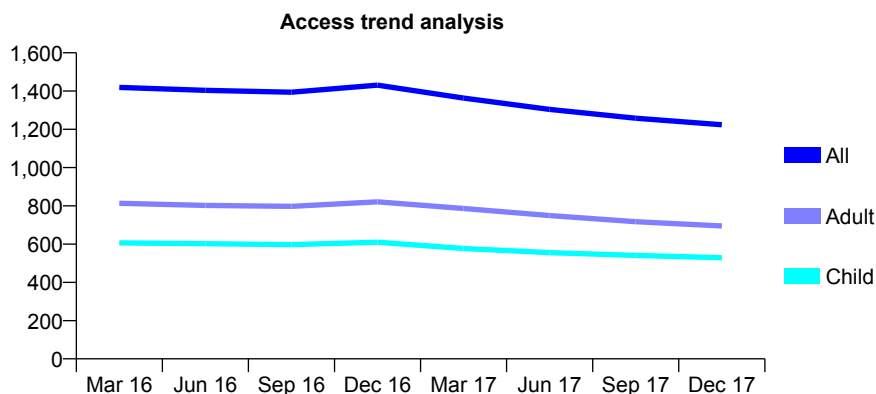
Q58 - Vital Signs At a Glance Contract Report for 101281/0075 - December 2017

Name or company name	OASIS DENTAL CARE LTD
Contract type name	GDS Contract
Purpose of contract	General
Contract start date	01/04/2006
Contract end date	

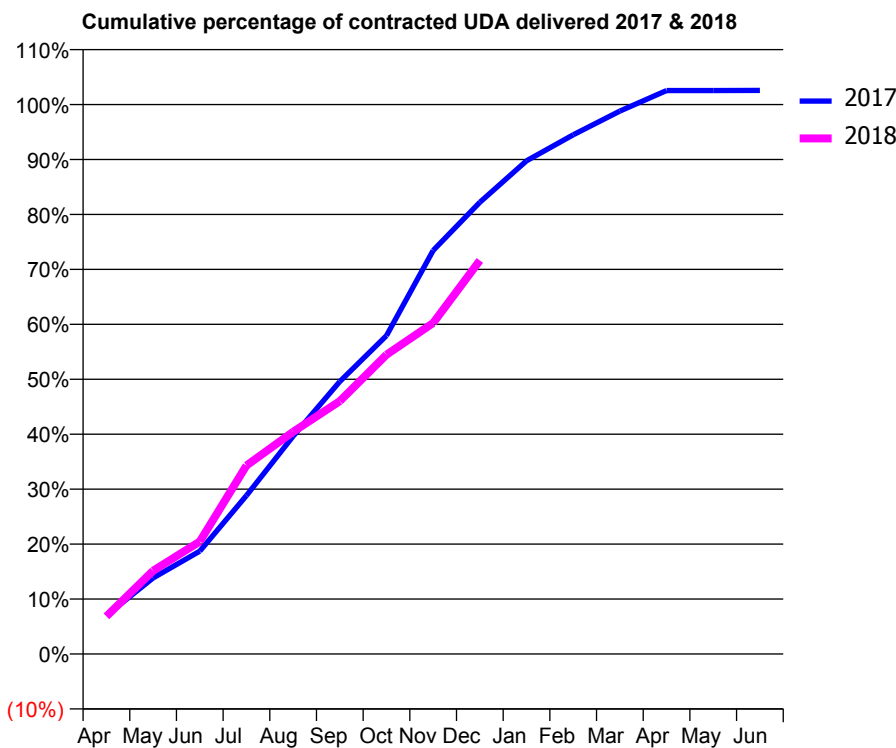
17/18 Contracted general activity (UDA)	3,032
Carry forward general activity (UDA)	-61
17/18 Contracted orthodontic activity (UOA)	0
Carry forward orthodontic activity (UOA)	0
Baseline contract value	£64,151.66

ACCESS*

Patients seen in 24 months	Total	Change since previous quarter
Quarter ending December 2016	1,431	
Quarter ending March 2017	1,363	↓
Quarter ending June 2017	1,304	↓
Quarter ending September 2017	1,258	↓
Quarter ending December 2017	1,224	↓
Variance since December 2016	(14.5%)	↓



ACTIVITY



Month	Adjusted Scheduled Activity (UDA)	
	2017	2018
April	213	208
May	420	460
June	568	621
July	874	1,040
August	1,202	1,226
September	1,503	1,395
October	1,757	1,651
November	2,227	1,827
December	2,493	2,171
January	2,721	
February	2,865	
March	2,995	
April	3,109	
May	3,109	
June	3,110	

QUALITY

	Quantity	Base Number	Contract	AT	Region	England
% of FP17s for the same patient ID Re-attending within 3 months - Children	27	589	4.6%	11.0%	11.8%	12.0%
% of FP17s for the same patient ID Re-attending within 3 months - Adults	93	748	12.4%	14.5%	15.3%	15.9%
% of FP17s for the same patient ID Re-attending between 3 & 9 months - Children	366	589	62.1%	56.7%	59.1%	58.0%
% of FP17s for the same patient ID Re-attending between 3 & 9 months - Adults	449	748	60.0%	48.2%	51.5%	50.5%
% of FP17s for Band 1 Urgent Courses	67	1,277	5.2%	8.6%	8.0%	9.0%
% of FP17s Relating to Free Repair or Replacements	3	1,277	0.2%	0.7%	0.8%	0.8%
% of FP17s Relating to Continuations	2	1,277	0.2%	0.9%	1.1%	1.1%
% of Patients satisfied with the dentistry they have received	1	2	N/A	91.1%	91.6%	91.5%
% of Patients satisfied with the time they had to wait for an appointment	2	2	N/A	86.8%	88.3%	87.9%

* This is based on patients treated on this contract for their most recent course of treatment. Figures in italics indicate the base number of FP17s or Patient Questionnaire responses are less than 100. N/A is shown where the base number of responses is less than 10 during the period. % is calculated as Quantity/Base number*100

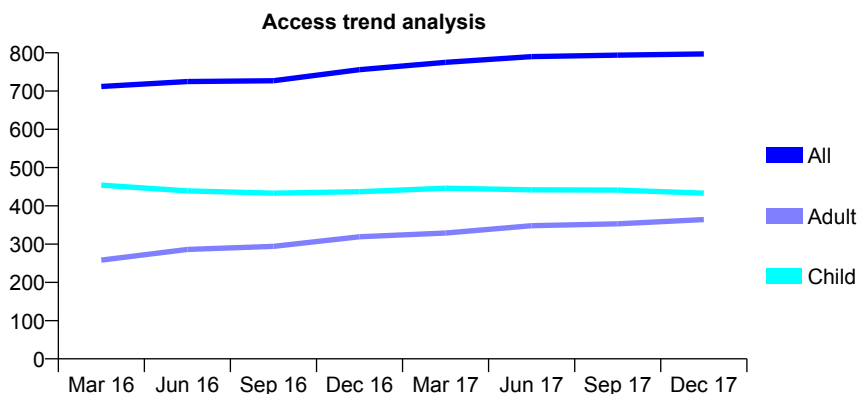
Q58 - Vital Signs At a Glance Contract Report for 101281/0091 - December 2017

Name or company name	OASIS DENTAL CARE LTD
Contract type name	GDS Contract
Purpose of contract	General
Contract start date	01/04/2006
Contract end date	

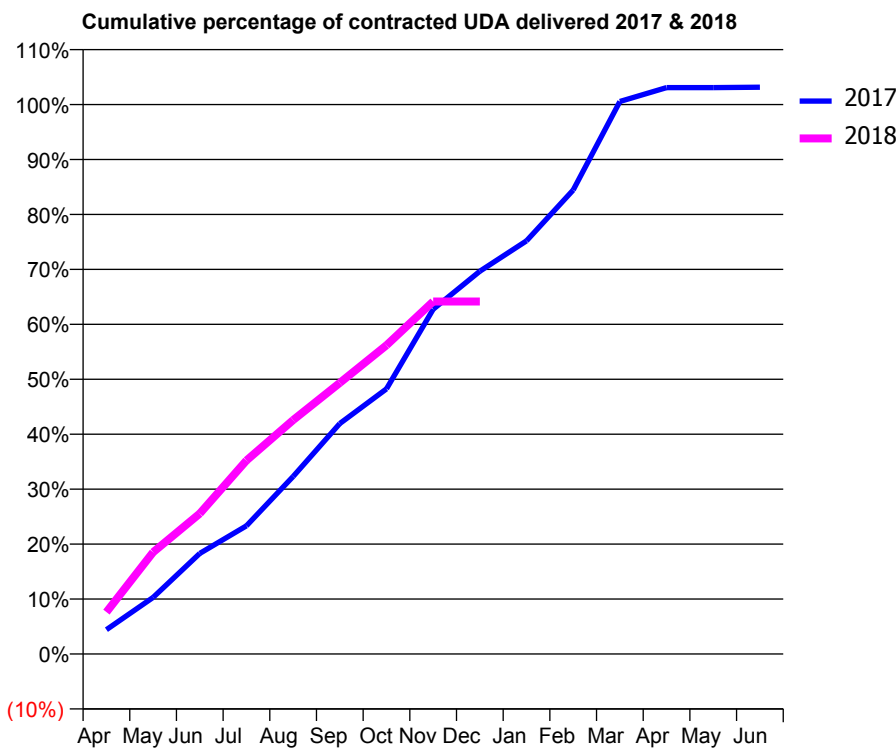
17/18 Contracted general activity (UDA)	1,300
Carry forward general activity (UDA)	-26
17/18 Contracted orthodontic activity (UOA)	0
Carry forward orthodontic activity (UOA)	0
Baseline contract value	£34,322.36

ACCESS*

Patients seen in 24 months	Total	Change since previous quarter
Quarter ending December 2016	756	
Quarter ending March 2017	775	↑
Quarter ending June 2017	790	→
Quarter ending September 2017	794	→
Quarter ending December 2017	797	→
Variance since December 2016	5.4%	↑



ACTIVITY



Month	Adjusted Scheduled Activity (UDA)	
	2017	2018
April	58	99
May	134	241
June	238	332
July	303	458
August	420	553
September	545	642
October	627	731
November	816	834
December	905	834
January	978	
February	1,098	
March	1,307	
April	1,340	
May	1,340	
June	1,341	

QUALITY

	Quantity	Base Number	Contract	AT	Region	England
% of FP17s for the same patient ID Re-attending within 3 months - Children	18	394	4.6%	11.0%	11.8%	12.0%
% of FP17s for the same patient ID Re-attending within 3 months - Adults	13	219	5.9%	14.5%	15.3%	15.9%
% of FP17s for the same patient ID Re-attending between 3 & 9 months - Children	214	394	54.3%	56.7%	59.1%	58.0%
% of FP17s for the same patient ID Re-attending between 3 & 9 months - Adults	90	219	41.1%	48.2%	51.5%	50.5%
% of FP17s for Band 1 Urgent Courses	14	585	2.4%	8.6%	8.0%	9.0%
% of FP17s Relating to Free Repair or Replacements	0	585	0.0%	0.7%	0.8%	0.8%
% of FP17s Relating to Continuations	7	585	1.2%	0.9%	1.1%	1.1%
% of Patients satisfied with the dentistry they have received	1	1	N/A	91.1%	91.6%	91.5%
% of Patients satisfied with the time they had to wait for an appointment	1	1	N/A	86.8%	88.3%	87.9%

* This is based on patients treated on this contract for their most recent course of treatment. Figures in italics indicate the base number of FP17s or Patient Questionnaire responses are less than 100. N/A is shown where the base number of responses is less than 10 during the period. % is calculated as Quantity/Base number*100

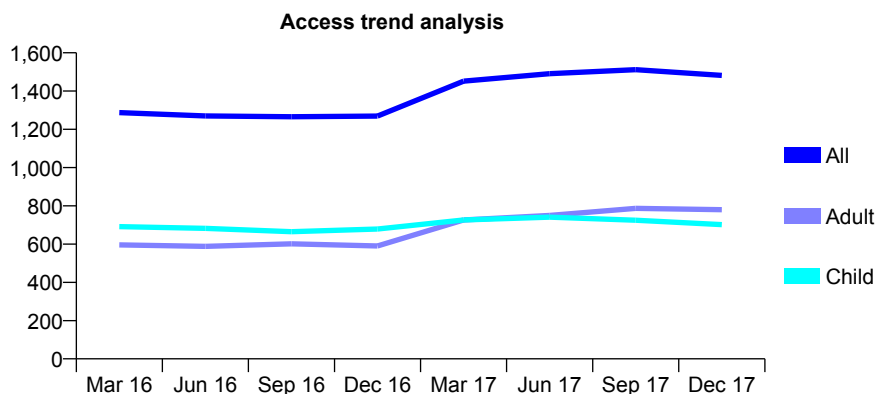
Q58 - Vital Signs At a Glance Contract Report for 101281/0125 - December 2017

Name or company name	OASIS DENTAL CARE LTD
Contract type name	GDS Contract
Purpose of contract	General
Contract start date	01/04/2006
Contract end date	

17/18 Contracted general activity (UDA)	3,558
Carry forward general activity (UDA)	-66
17/18 Contracted orthodontic activity (UOA)	0
Carry forward orthodontic activity (UOA)	0
Baseline contract value	£85,150.50

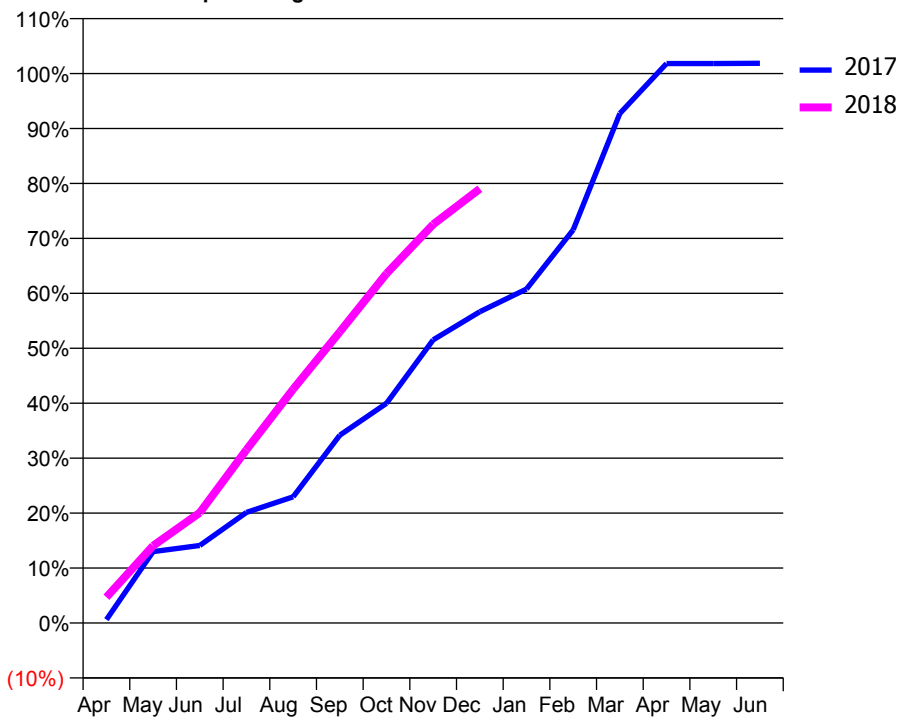
ACCESS*

Patients seen in 24 months	Total	Change since previous quarter
Quarter ending December 2016	1,269	
Quarter ending March 2017	1,452	↑
Quarter ending June 2017	1,491	↑
Quarter ending September 2017	1,512	→
Quarter ending December 2017	1,482	↓
Variance since December 2016	16.8%	↑



ACTIVITY

Cumulative percentage of contracted UDA delivered 2017 & 2018



Month	Adjusted Scheduled Activity (UDA)	
	2017	2018
April	22	167
May	462	500
June	502	714
July	716	1,122
August	817	1,514
September	1,216	1,885
October	1,422	2,263
November	1,834	2,581
December	2,016	2,812
January	2,163	
February	2,546	
March	3,299	
April	3,623	
May	3,623	
June	3,624	

QUALITY

	Quantity	Base Number	Contract	AT	Region	England
% of FP17s for the same patient ID Re-attending within 3 months - Children	71	858	8.3%	11.0%	11.8%	12.0%
% of FP17s for the same patient ID Re-attending within 3 months - Adults	87	782	11.1%	14.5%	15.3%	15.9%
% of FP17s for the same patient ID Re-attending between 3 & 9 months - Children	579	858	67.5%	56.7%	59.1%	58.0%
% of FP17s for the same patient ID Re-attending between 3 & 9 months - Adults	390	782	49.9%	48.2%	51.5%	50.5%
% of FP17s for Band 1 Urgent Courses	88	1,448	6.1%	8.6%	8.0%	9.0%
% of FP17s Relating to Free Repair or Replacements	4	1,448	0.3%	0.7%	0.8%	0.8%
% of FP17s Relating to Continuations	14	1,448	1.0%	0.9%	1.1%	1.1%
% of Patients satisfied with the dentistry they have received	1	1	N/A	91.1%	91.6%	91.5%
% of Patients satisfied with the time they had to wait for an appointment	1	1	N/A	86.8%	88.3%	87.9%

* This is based on patients treated on this contract for their most recent course of treatment. Figures in italics indicate the base number of FP17s or Patient Questionnaire responses are less than 100. N/A is shown where the base number of responses is less than 10 during the period. % is calculated as Quantity/Base number*100

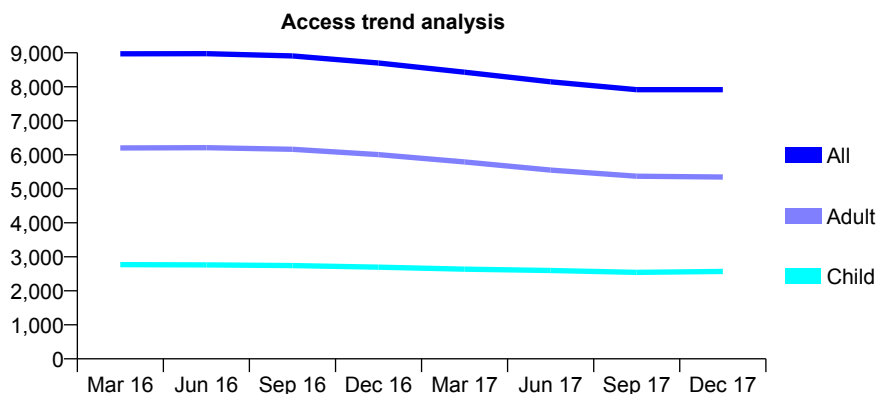
Q58 - Vital Signs At a Glance Contract Report for 101281/0162 - December 2017

Name or company name	OASIS DENTAL CARE LTD
Contract type name	GDS Contract
Purpose of contract	General
Contract start date	23/10/2006
Contract end date	

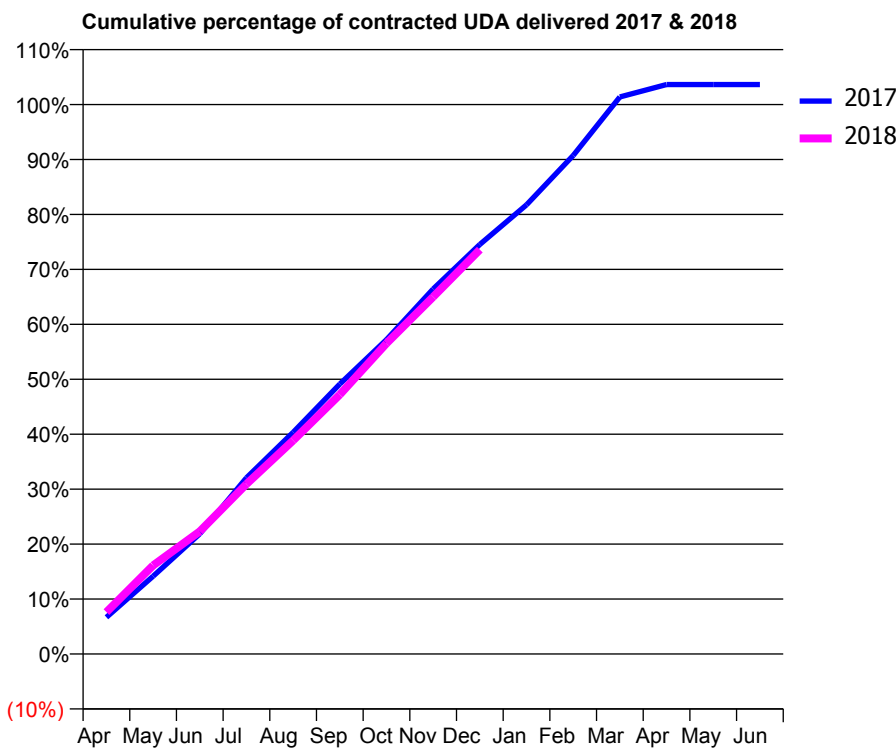
17/18 Contracted general activity (UDA)	26,700
Carry forward general activity (UDA)	-534
17/18 Contracted orthodontic activity (UOA)	0
Carry forward orthodontic activity (UOA)	0
Baseline contract value	£677,584.82

ACCESS*

Patients seen in 24 months	Total	Change since previous quarter
Quarter ending December 2016	8,699	
Quarter ending March 2017	8,430	↓
Quarter ending June 2017	8,148	↓
Quarter ending September 2017	7,915	↓
Quarter ending December 2017	7,917	→
Variance since December 2016	(9.0%)	↓



ACTIVITY



Month	Adjusted Scheduled Activity (UDA)	
	2017	2018
April	1,785	2,039
May	3,778	4,307
June	5,839	5,959
July	8,565	8,261
August	10,773	10,376
September	13,119	12,603
October	15,274	15,093
November	17,737	17,353
December	19,901	19,650
January	21,824	
February	24,221	
March	27,067	
April	27,671	
May	27,671	
June	27,671	

QUALITY

	Quantity	Base Number	Contract	AT	Region	England
% of FP17s for the same patient ID Re-attending within 3 months - Children	286	2,903	9.9%	11.0%	11.8%	12.0%
% of FP17s for the same patient ID Re-attending within 3 months - Adults	1,378	5,932	23.2%	14.5%	15.3%	15.9%
% of FP17s for the same patient ID Re-attending between 3 & 9 months - Children	1,761	2,903	60.7%	56.7%	59.1%	58.0%
% of FP17s for the same patient ID Re-attending between 3 & 9 months - Adults	3,077	5,932	51.9%	48.2%	51.5%	50.5%
% of FP17s for Band 1 Urgent Courses	969	8,606	11.3%	8.6%	8.0%	9.0%
% of FP17s Relating to Free Repair or Replacements	310	8,606	3.6%	0.7%	0.8%	0.8%
% of FP17s Relating to Continuations	236	8,606	2.7%	0.9%	1.1%	1.1%
% of Patients satisfied with the dentistry they have received	4	5	N/A	91.1%	91.6%	91.5%
% of Patients satisfied with the time they had to wait for an appointment	3	5	N/A	86.8%	88.3%	87.9%

* This is based on patients treated on this contract for their most recent course of treatment. Figures in italics indicate the base number of FP17s or Patient Questionnaire responses are less than 100. N/A is shown where the base number of responses is less than 10 during the period. % is calculated as Quantity/Base number*100

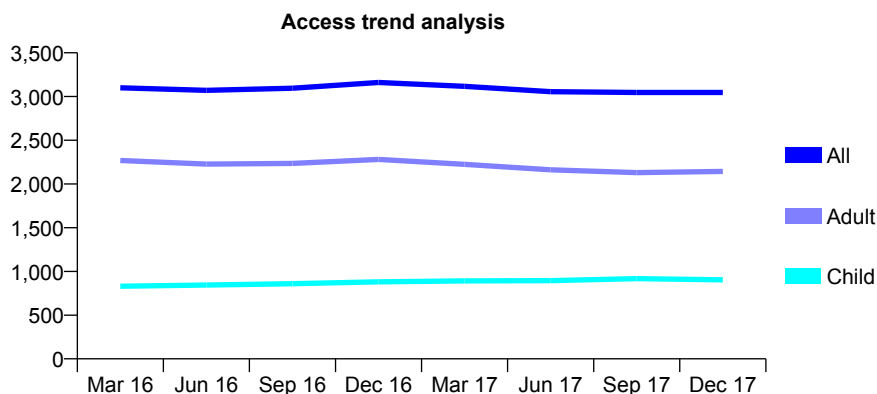
Q58 - Vital Signs At a Glance Contract Report for 101281/0192 - December 2017

Name or company name	OASIS DENTAL CARE LTD
Contract type name	GDS Contract
Purpose of contract	General
Contract start date	01/11/2008
Contract end date	

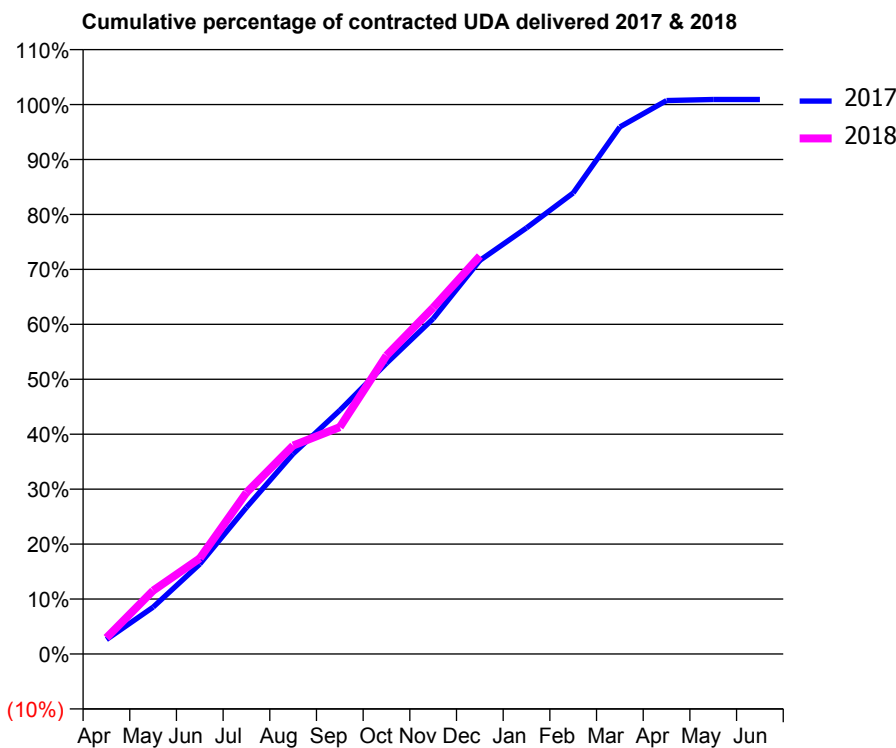
17/18 Contracted general activity (UDA)	9,273
Carry forward general activity (UDA)	-185
17/18 Contracted orthodontic activity (UOA)	0
Carry forward orthodontic activity (UOA)	0
Baseline contract value	£244,824.07

ACCESS*

Patients seen in 24 months	Total	Change since previous quarter
Quarter ending December 2016	3,160	
Quarter ending March 2017	3,116	↓
Quarter ending June 2017	3,056	↓
Quarter ending September 2017	3,047	→
Quarter ending December 2017	3,047	→
Variance since December 2016	(3.6%)	↓



ACTIVITY



Month	Adjusted Scheduled Activity (UDA)	
	2017	2018
April	244	273
May	791	1,071
June	1,518	1,615
July	2,475	2,725
August	3,378	3,518
September	4,113	3,829
October	4,907	5,038
November	5,659	5,844
December	6,643	6,715
January	7,190	
February	7,779	
March	8,893	
April	9,341	
May	9,359	
June	9,359	

QUALITY

	Quantity	Base Number	Contract	AT	Region	England
% of FP17s for the same patient ID Re-attending within 3 months - Children	69	936	7.4%	11.0%	11.8%	12.0%
% of FP17s for the same patient ID Re-attending within 3 months - Adults	263	1,801	14.6%	14.5%	15.3%	15.9%
% of FP17s for the same patient ID Re-attending between 3 & 9 months - Children	526	936	56.2%	56.7%	59.1%	58.0%
% of FP17s for the same patient ID Re-attending between 3 & 9 months - Adults	744	1,801	41.3%	48.2%	51.5%	50.5%
% of FP17s for Band 1 Urgent Courses	235	2,572	9.1%	8.6%	8.0%	9.0%
% of FP17s Relating to Free Repair or Replacements	29	2,572	1.1%	0.7%	0.8%	0.8%
% of FP17s Relating to Continuations	2	2,572	0.1%	0.9%	1.1%	1.1%
% of Patients satisfied with the dentistry they have received	0	0	N/A	91.1%	91.6%	91.5%
% of Patients satisfied with the time they had to wait for an appointment	0	0	N/A	86.8%	88.3%	87.9%

* This is based on patients treated on this contract for their most recent course of treatment. Figures in italics indicate the base number of FP17s or Patient Questionnaire responses are less than 100. N/A is shown where the base number of responses is less than 10 during the period. % is calculated as Quantity/Base number*100

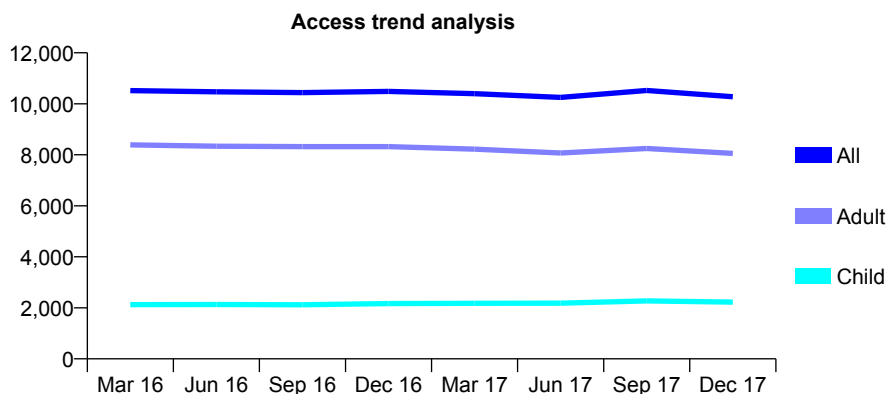
Q58 - Vital Signs At a Glance Contract Report for 101281/0229 - December 2017

Name or company name	OASIS DENTAL CARE LTD
Contract type name	PDS Contract
Purpose of contract	General
Contract start date	13/12/2010
Contract end date	30/09/2020

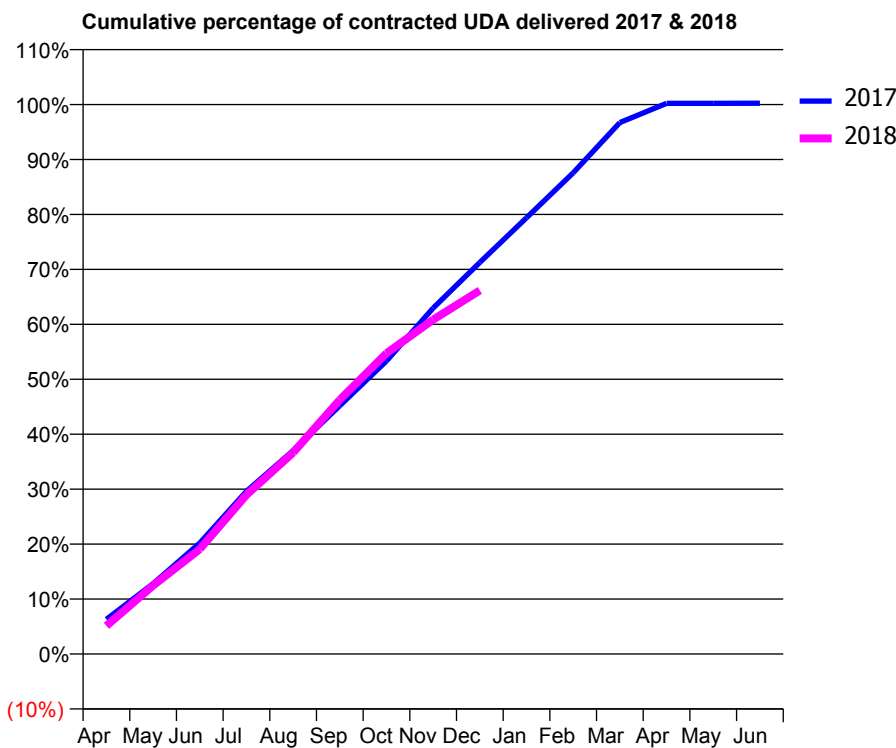
17/18 Contracted general activity (UDA)	28,900
Carry forward general activity (UDA)	-67
17/18 Contracted orthodontic activity (UOA)	0
Carry forward orthodontic activity (UOA)	0
Baseline contract value	£788,832.94

ACCESS*

Patients seen in 24 months	Total	Change since previous quarter
Quarter ending December 2016	10,488	
Quarter ending March 2017	10,397	→
Quarter ending June 2017	10,253	↓
Quarter ending September 2017	10,522	↑
Quarter ending December 2017	10,277	↓
Variance since December 2016	(2.0%)	↓



ACTIVITY



Month	Adjusted Scheduled Activity (UDA)	
	2017	2018
April	1,827	1,482
May	3,700	3,605
June	5,840	5,513
July	8,562	8,373
August	10,697	10,594
September	13,060	13,372
October	15,414	15,816
November	18,194	17,585
December	20,596	19,124
January	22,941	
February	25,306	
March	27,954	
April	28,963	
May	28,964	
June	28,967	

QUALITY

	Quantity	Base Number	Contract	AT	Region	England
% of FP17s for the same patient ID Re-attending within 3 months - Children	378	2,308	16.4%	11.0%	11.8%	12.0%
% of FP17s for the same patient ID Re-attending within 3 months - Adults	1,555	7,050	22.1%	14.5%	15.3%	15.9%
% of FP17s for the same patient ID Re-attending between 3 & 9 months - Children	1,060	2,308	45.9%	56.7%	59.1%	58.0%
% of FP17s for the same patient ID Re-attending between 3 & 9 months - Adults	2,485	7,050	35.2%	48.2%	51.5%	50.5%
% of FP17s for Band 1 Urgent Courses	2,962	8,889	33.3%	8.6%	8.0%	9.0%
% of FP17s Relating to Free Repair or Replacements	180	8,889	2.0%	0.7%	0.8%	0.8%
% of FP17s Relating to Continuations	125	8,889	1.4%	0.9%	1.1%	1.1%
% of Patients satisfied with the dentistry they have received	17	21	81.0%	91.1%	91.6%	91.5%
% of Patients satisfied with the time they had to wait for an appointment	16	21	76.2%	86.8%	88.3%	87.9%

* This is based on patients treated on this contract for their most recent course of treatment. Figures in italics indicate the base number of FP17s or Patient Questionnaire responses are less than 100. N/A is shown where the base number of responses is less than 10 during the period. % is calculated as Quantity/Base number*100

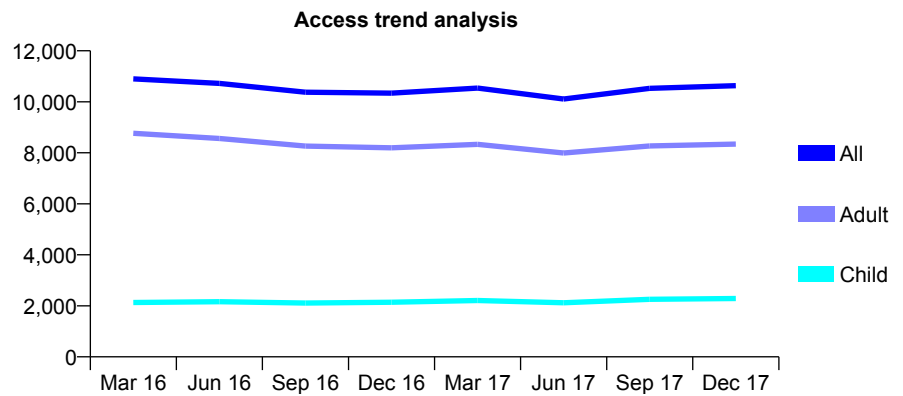
Q58 - Vital Signs At a Glance Contract Report for 101281/0234 - December 2017

Name or company name	OASIS DENTAL CARE LTD
Contract type name	PDS Contract
Purpose of contract	General
Contract start date	30/03/2011
Contract end date	30/09/2020

17/18 Contracted general activity (UDA)	26,363
Carry forward general activity (UDA)	198
17/18 Contracted orthodontic activity (UOA)	0
Carry forward orthodontic activity (UOA)	0
Baseline contract value	£719,552.01

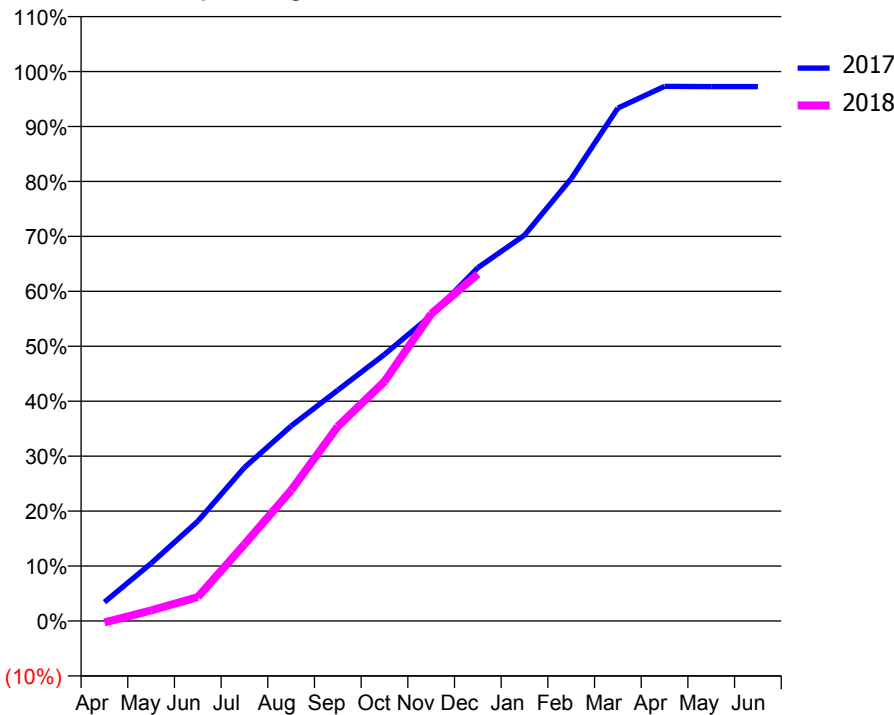
ACCESS*

Patients seen in 24 months	Total	Change since previous quarter
Quarter ending December 2016	10,340	
Quarter ending March 2017	10,541	→
Quarter ending June 2017	10,111	↓
Quarter ending September 2017	10,527	↑
Quarter ending December 2017	10,635	→
Variance since December 2016	2.9%	↑



ACTIVITY

Cumulative percentage of contracted UDA delivered 2017 & 2018



Month	Adjusted Scheduled Activity (UDA)	
	2017	2018
April	907	-75
May	2,769	510
June	4,788	1,148
July	7,367	3,679
August	9,353	6,276
September	11,080	9,338
October	12,793	11,496
November	14,665	14,738
December	16,951	16,650
January	18,510	
February	21,223	
March	24,605	
April	25,650	
May	25,637	
June	25,637	

QUALITY

	Quantity	Base Number	Contract	AT	Region	England
% of FP17s for the same patient ID Re-attending within 3 months - Children	234	2,230	10.5%	11.0%	11.8%	12.0%
% of FP17s for the same patient ID Re-attending within 3 months - Adults	1,193	7,011	17.0%	14.5%	15.3%	15.9%
% of FP17s for the same patient ID Re-attending between 3 & 9 months - Children	939	2,230	42.1%	56.7%	59.1%	58.0%
% of FP17s for the same patient ID Re-attending between 3 & 9 months - Adults	1,768	7,011	25.2%	48.2%	51.5%	50.5%
% of FP17s for Band 1 Urgent Courses	3,926	8,726	45.0%	8.6%	8.0%	9.0%
% of FP17s Relating to Free Repair or Replacements	35	8,726	0.4%	0.7%	0.8%	0.8%
% of FP17s Relating to Continuations	94	8,726	1.1%	0.9%	1.1%	1.1%
% of Patients satisfied with the dentistry they have received	7	7	N/A	91.1%	91.6%	91.5%
% of Patients satisfied with the time they had to wait for an appointment	6	7	N/A	86.8%	88.3%	87.9%

* This is based on patients treated on this contract for their most recent course of treatment. Figures in italics indicate the base number of FP17s or Patient Questionnaire responses are less than 100. N/A is shown where the base number of responses is less than 10 during the period. % is calculated as Quantity/Base number*100

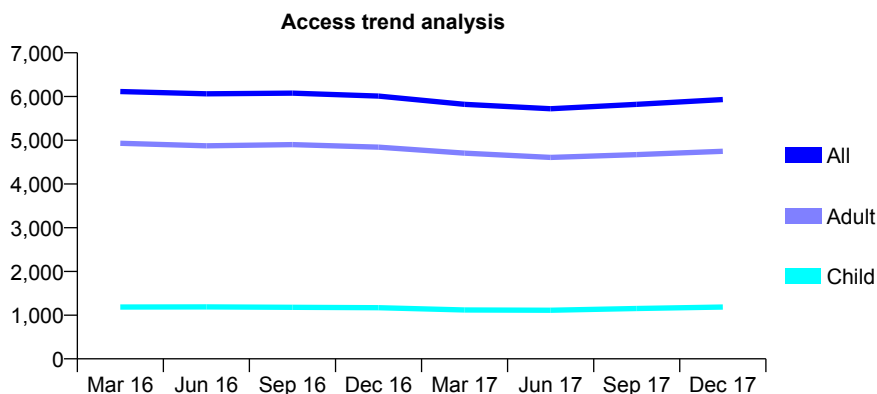
Q58 - Vital Signs At a Glance Contract Report for 101281/0236 - December 2017

Name or company name	OASIS DENTAL CARE LTD
Contract type name	PDS Contract
Purpose of contract	General
Contract start date	16/05/2011
Contract end date	30/09/2020

17/18 Contracted general activity (UDA)	21,600
Carry forward general activity (UDA)	3,139
17/18 Contracted orthodontic activity (UOA)	0
Carry forward orthodontic activity (UOA)	0
Baseline contract value	£589,577.59

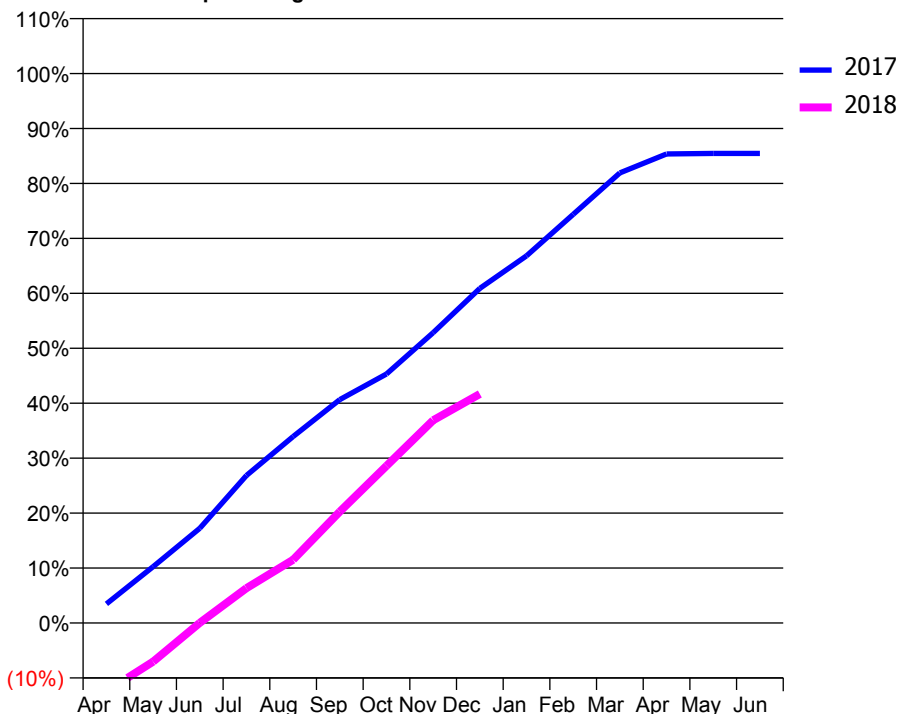
ACCESS*

Patients seen in 24 months	Total	Change since previous quarter
Quarter ending December 2016	6,011	
Quarter ending March 2017	5,822	↓
Quarter ending June 2017	5,720	↓
Quarter ending September 2017	5,821	→
Quarter ending December 2017	5,932	→
Variance since December 2016	(1.3%)	↓



ACTIVITY

Cumulative percentage of contracted UDA delivered 2017 & 2018



Month	Adjusted Scheduled Activity (UDA)	
	2017	2018
April	750	-2,689
May	2,212	-1,525
June	3,726	9
July	5,801	1,369
August	7,331	2,485
September	8,782	4,381
October	9,791	6,176
November	11,415	7,968
December	13,153	9,003
January	14,432	
February	16,062	
March	17,693	
April	18,439	
May	18,460	
June	18,461	

QUALITY

	Quantity	Base Number	Contract	AT	Region	England
% of FP17s for the same patient ID Re-attending within 3 months - Children	119	1,244	9.6%	11.0%	11.8%	12.0%
% of FP17s for the same patient ID Re-attending within 3 months - Adults	781	4,645	16.8%	14.5%	15.3%	15.9%
% of FP17s for the same patient ID Re-attending between 3 & 9 months - Children	600	1,244	48.2%	56.7%	59.1%	58.0%
% of FP17s for the same patient ID Re-attending between 3 & 9 months - Adults	2,185	4,645	47.0%	48.2%	51.5%	50.5%
% of FP17s for Band 1 Urgent Courses	1,005	5,543	18.1%	8.6%	8.0%	9.0%
% of FP17s Relating to Free Repair or Replacements	86	5,543	1.6%	0.7%	0.8%	0.8%
% of FP17s Relating to Continuations	85	5,543	1.5%	0.9%	1.1%	1.1%
% of Patients satisfied with the dentistry they have received	10	10	100.0%	91.1%	91.6%	91.5%
% of Patients satisfied with the time they had to wait for an appointment	8	10	80.0%	86.8%	88.3%	87.9%

* This is based on patients treated on this contract for their most recent course of treatment. Figures in italics indicate the base number of FP17s or Patient Questionnaire responses are less than 100. N/A is shown where the base number of responses is less than 10 during the period. % is calculated as Quantity/Base number*100

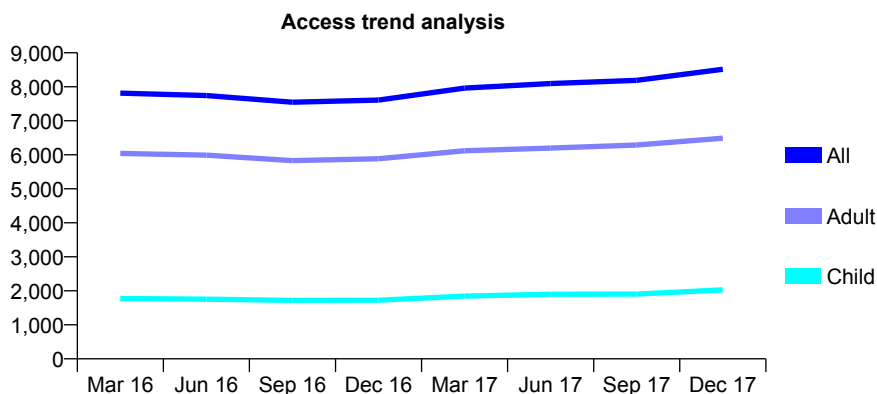
Q58 - Vital Signs At a Glance Contract Report for 101281/0238 - December 2017

Name or company name	OASIS DENTAL CARE LTD
Contract type name	PDS Contract
Purpose of contract	General
Contract start date	24/11/2011
Contract end date	30/09/2020

17/18 Contracted general activity (UDA)	23,250
Carry forward general activity (UDA)	0
17/18 Contracted orthodontic activity (UOA)	0
Carry forward orthodontic activity (UOA)	0
Baseline contract value	£634,585.77

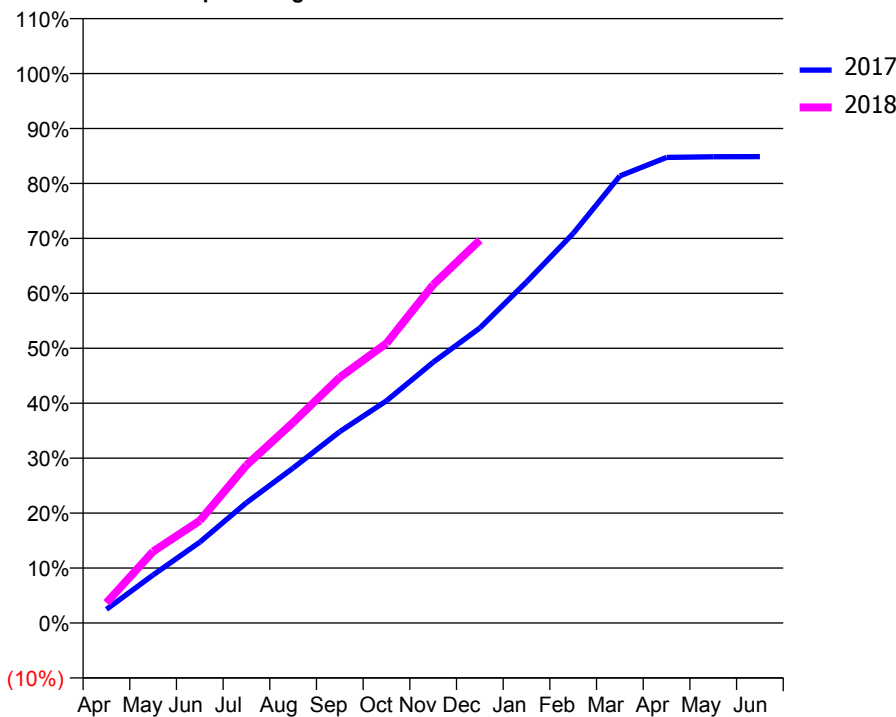
ACCESS*

Patients seen in 24 months	Total	Change since previous quarter
Quarter ending December 2016	7,610	
Quarter ending March 2017	7,964	↑
Quarter ending June 2017	8,098	→
Quarter ending September 2017	8,192	→
Quarter ending December 2017	8,517	↑
Variance since December 2016	11.9%	↑



ACTIVITY

Cumulative percentage of contracted UDA delivered 2017 & 2018



Month	Adjusted Scheduled Activity (UDA)	
	2017	2018
April	577	857
May	2,032	3,028
June	3,422	4,328
July	5,093	6,675
August	6,559	8,491
September	8,097	10,397
October	9,403	11,835
November	11,036	14,313
December	12,484	16,199
January	14,429	
February	16,481	
March	18,914	
April	19,697	
May	19,730	
June	19,731	

QUALITY

	Quantity	Base Number	Contract	AT	Region	England
% of FP17s for the same patient ID Re-attending within 3 months - Children	181	2,103	8.6%	11.0%	11.8%	12.0%
% of FP17s for the same patient ID Re-attending within 3 months - Adults	990	6,083	16.3%	14.5%	15.3%	15.9%
% of FP17s for the same patient ID Re-attending between 3 & 9 months - Children	956	2,103	45.5%	56.7%	59.1%	58.0%
% of FP17s for the same patient ID Re-attending between 3 & 9 months - Adults	2,373	6,083	39.0%	48.2%	51.5%	50.5%
% of FP17s for Band 1 Urgent Courses	1,854	7,762	23.9%	8.6%	8.0%	9.0%
% of FP17s Relating to Free Repair or Replacements	35	7,762	0.5%	0.7%	0.8%	0.8%
% of FP17s Relating to Continuations	48	7,762	0.6%	0.9%	1.1%	1.1%
% of Patients satisfied with the dentistry they have received	14	16	87.5%	91.1%	91.6%	91.5%
% of Patients satisfied with the time they had to wait for an appointment	13	16	81.3%	86.8%	88.3%	87.9%

* This is based on patients treated on this contract for their most recent course of treatment. Figures in italics indicate the base number of FP17s or Patient Questionnaire responses are less than 100. N/A is shown where the base number of responses is less than 10 during the period. % is calculated as Quantity/Base number*100

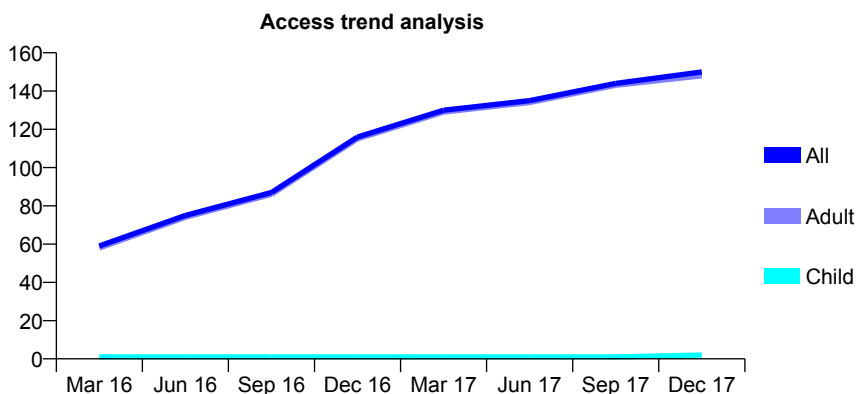
Q58 - Vital Signs At a Glance Contract Report for 101281/0255 - December 2017

Name or company name	OASIS DENTAL CARE LTD
Contract type name	PDS Contract
Purpose of contract	General
Contract start date	01/01/2014
Contract end date	31/03/2018

17/18 Contracted general activity (UDA)	618
Carry forward general activity (UDA)	0
17/18 Contracted orthodontic activity (UOA)	0
Carry forward orthodontic activity (UOA)	0
Baseline contract value	£20,201.02

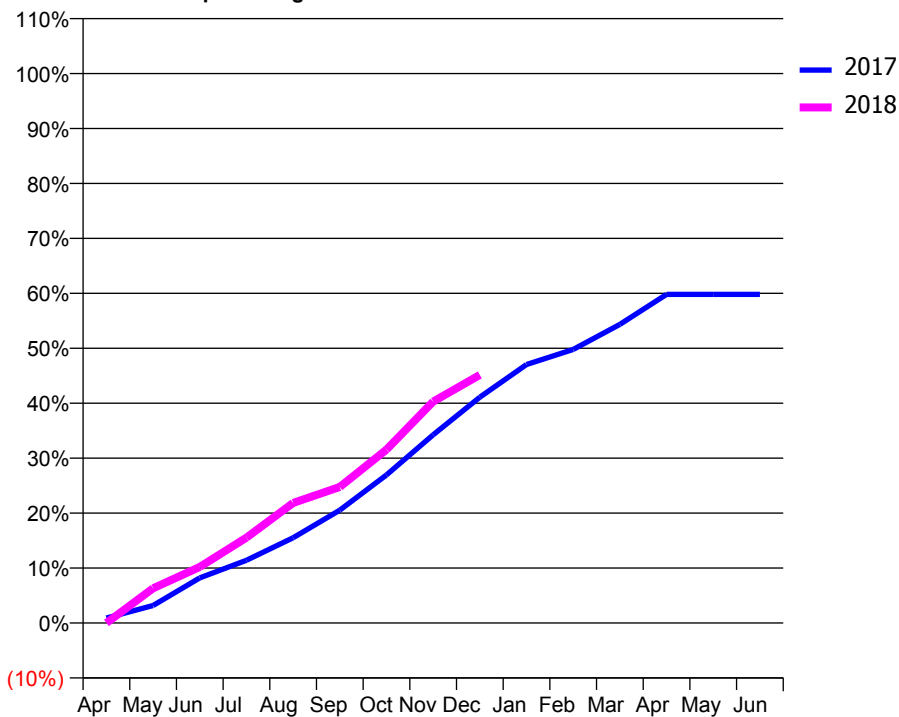
ACCESS*

Patients seen in 24 months	Total	Change since previous quarter
Quarter ending December 2016	116	
Quarter ending March 2017	130	↑
Quarter ending June 2017	135	↑
Quarter ending September 2017	144	↑
Quarter ending December 2017	150	↑
Variance since December 2016	29.3%	↑



ACTIVITY

Cumulative percentage of contracted UDA delivered 2017 & 2018



Month	Adjusted Scheduled Activity (UDA)	
	2017	2018
April	6	0
May	21	39
June	54	63
July	75	96
August	102	135
September	135	153
October	177	195
November	225	249
December	270	279
January	309	
February	327	
March	357	
April	393	
May	393	
June	393	

QUALITY

	Quantity	Base Number	Contract	AT	Region	England
% of FP17s for the same patient ID Re-attending within 3 months - Children	0	0	N/A	11.0%	11.8%	12.0%
% of FP17s for the same patient ID Re-attending within 3 months - Adults	0	106	0.0%	14.5%	15.3%	15.9%
% of FP17s for the same patient ID Re-attending between 3 & 9 months - Children	0	0	N/A	56.7%	59.1%	58.0%
% of FP17s for the same patient ID Re-attending between 3 & 9 months - Adults	0	106	0.0%	48.2%	51.5%	50.5%
% of FP17s for Band 1 Urgent Courses	0	94	0.0%	8.6%	8.0%	9.0%
% of FP17s Relating to Free Repair or Replacements	0	94	0.0%	0.7%	0.8%	0.8%
% of FP17s Relating to Continuations	0	94	0.0%	0.9%	1.1%	1.1%
% of Patients satisfied with the dentistry they have received	0	0	N/A	91.1%	91.6%	91.5%
% of Patients satisfied with the time they had to wait for an appointment	0	0	N/A	86.8%	88.3%	87.9%

* This is based on patients treated on this contract for their most recent course of treatment. Figures in italics indicate the base number of FP17s or Patient Questionnaire responses are less than 100. N/A is shown where the base number of responses is less than 10 during the period. % is calculated as Quantity/Base number*100

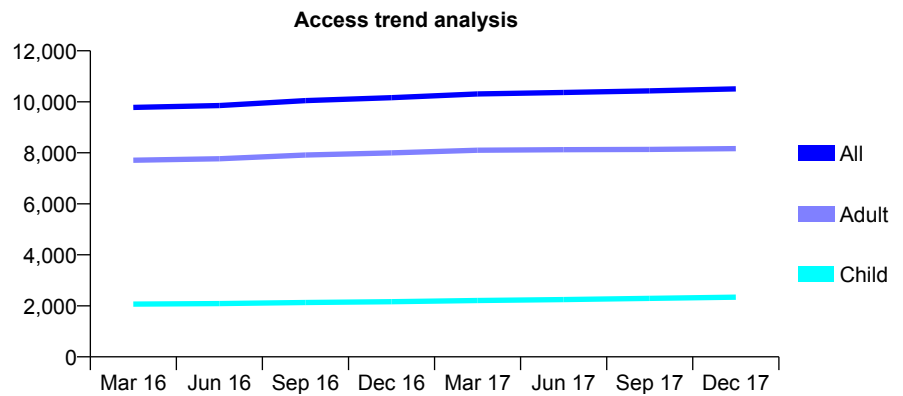
Q58 - Vital Signs At a Glance Contract Report for 101338/0048 - December 2017

Name or company name	Whitecross Dental Care Limited
Contract type name	Pilot Contract
Purpose of contract	General
Contract start date	01/04/2007
Contract end date	

17/18 Contracted general activity (UDA)	41,400
Carry forward general activity (UDA)	0
17/18 Contracted orthodontic activity (UOA)	0
Carry forward orthodontic activity (UOA)	0
Baseline contract value	£1,148,069.06

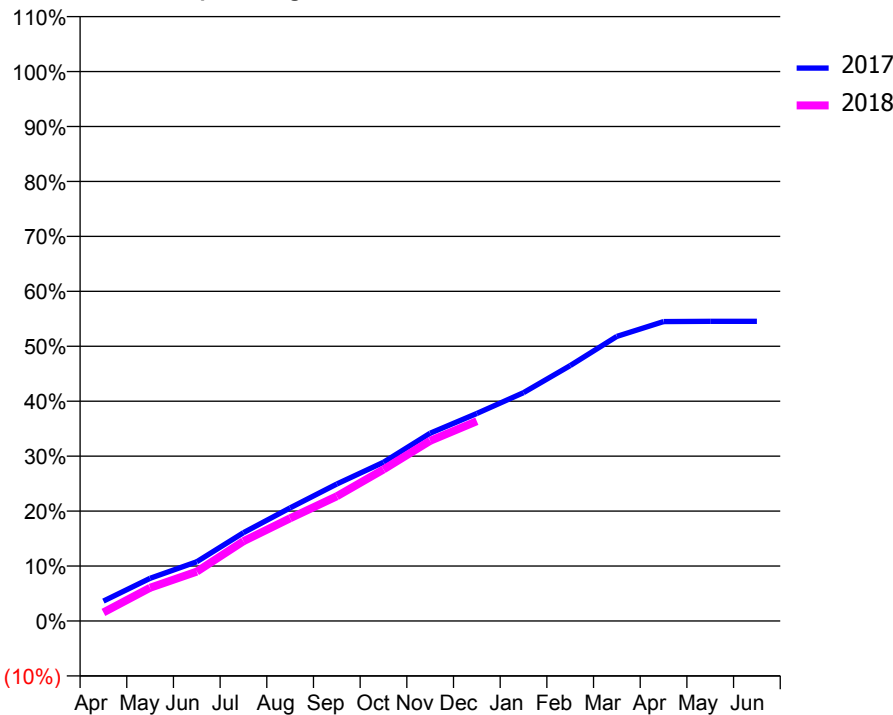
ACCESS*

Patients seen in 24 months	Total	Change since previous quarter
Quarter ending December 2016	10,162	
Quarter ending March 2017	10,310	→
Quarter ending June 2017	10,368	→
Quarter ending September 2017	10,427	→
Quarter ending December 2017	10,505	→
Variance since December 2016	3.4%	↑



ACTIVITY

Cumulative percentage of contracted UDA delivered 2017 & 2018



Month	Adjusted Scheduled Activity (UDA)	
	2017	2018
April	1,498	650
May	3,222	2,502
June	4,465	3,718
July	6,656	6,013
August	8,527	7,739
September	10,328	9,400
October	11,962	11,414
November	14,150	13,574
December	15,633	15,055
January	17,206	
February	19,249	
March	21,443	
April	22,563	
May	22,581	
June	22,583	

QUALITY

	Quantity	Base Number	Contract	AT	Region	England
% of FP17s for the same patient ID Re-attending within 3 months - Children	35	1,620	2.2%	11.0%	11.8%	12.0%
% of FP17s for the same patient ID Re-attending within 3 months - Adults	330	5,654	5.8%	14.5%	15.3%	15.9%
% of FP17s for the same patient ID Re-attending between 3 & 9 months - Children	613	1,620	37.8%	56.7%	59.1%	58.0%
% of FP17s for the same patient ID Re-attending between 3 & 9 months - Adults	1,688	5,654	29.9%	48.2%	51.5%	50.5%
% of FP17s for Band 1 Urgent Courses	324	6,840	4.7%	8.6%	8.0%	9.0%
% of FP17s Relating to Free Repair or Replacements	22	6,840	0.3%	0.7%	0.8%	0.8%
% of FP17s Relating to Continuations	58	6,840	0.8%	0.9%	1.1%	1.1%
% of Patients satisfied with the dentistry they have received	1	1	N/A	91.1%	91.6%	91.5%
% of Patients satisfied with the time they had to wait for an appointment	1	1	N/A	86.8%	88.3%	87.9%

* This is based on patients treated on this contract for their most recent course of treatment. Figures in italics indicate the base number of FP17s or Patient Questionnaire responses are less than 100. N/A is shown where the base number of responses is less than 10 during the period. % is calculated as Quantity/Base number*100

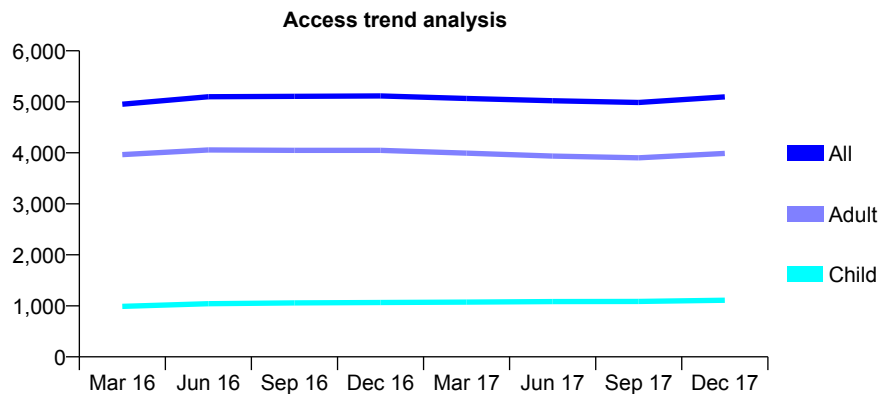
Q58 - Vital Signs At a Glance Contract Report for 101338/0065 - December 2017

Name or company name	Whitecross Dental Care Limited
Contract type name	GDS Contract
Purpose of contract	General
Contract start date	01/06/2008
Contract end date	

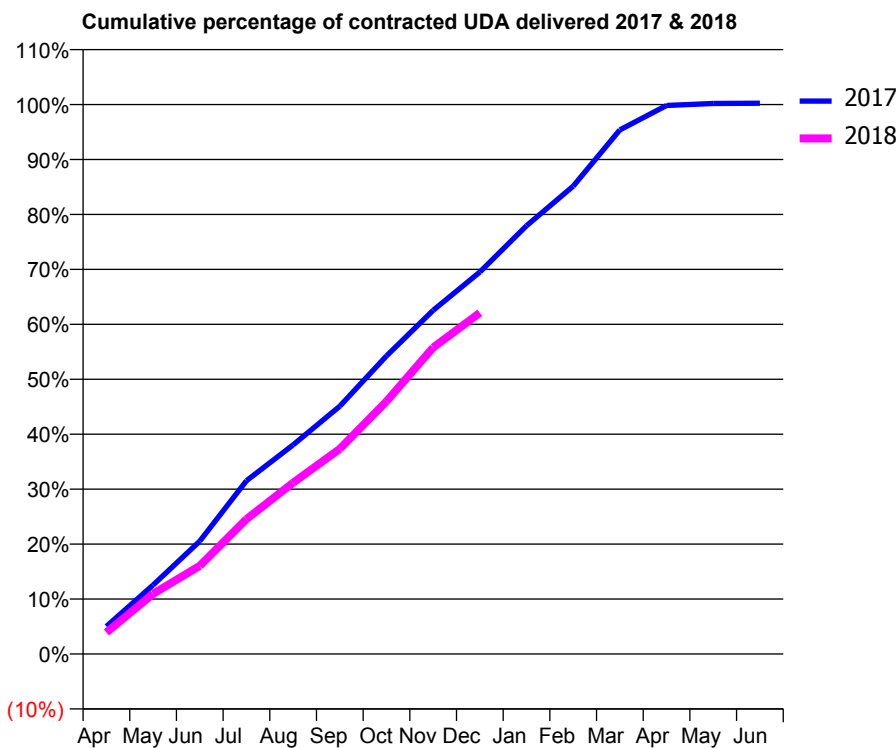
17/18 Contracted general activity (UDA)	13,500
Carry forward general activity (UDA)	-32
17/18 Contracted orthodontic activity (UOA)	0
Carry forward orthodontic activity (UOA)	0
Baseline contract value	£320,339.09

ACCESS*

Patients seen in 24 months	Total	Change since previous quarter
Quarter ending December 2016	5,114	
Quarter ending March 2017	5,066	→
Quarter ending June 2017	5,020	→
Quarter ending September 2017	4,987	→
Quarter ending December 2017	5,097	↑
Variance since December 2016	(0.3%)	→



ACTIVITY



Month	Adjusted Scheduled Activity (UDA)	
	2017	2018
April	679	529
May	1,695	1,478
June	2,774	2,167
July	4,256	3,314
August	5,137	4,209
September	6,087	5,040
October	7,325	6,205
November	8,444	7,529
December	9,384	8,383
January	10,520	
February	11,494	
March	12,875	
April	13,477	
May	13,525	
June	13,532	

QUALITY

	Quantity	Base Number	Contract	AT	Region	England
% of FP17s for the same patient ID Re-attending within 3 months - Children	80	1,063	7.5%	11.0%	11.8%	12.0%
% of FP17s for the same patient ID Re-attending within 3 months - Adults	324	3,129	10.4%	14.5%	15.3%	15.9%
% of FP17s for the same patient ID Re-attending between 3 & 9 months - Children	493	1,063	46.4%	56.7%	59.1%	58.0%
% of FP17s for the same patient ID Re-attending between 3 & 9 months - Adults	1,285	3,129	41.1%	48.2%	51.5%	50.5%
% of FP17s for Band 1 Urgent Courses	252	3,936	6.4%	8.6%	8.0%	9.0%
% of FP17s Relating to Free Repair or Replacements	3	3,936	0.1%	0.7%	0.8%	0.8%
% of FP17s Relating to Continuations	48	3,936	1.2%	0.9%	1.1%	1.1%
% of Patients satisfied with the dentistry they have received	2	2	N/A	91.1%	91.6%	91.5%
% of Patients satisfied with the time they had to wait for an appointment	1	2	N/A	86.8%	88.3%	87.9%

* This is based on patients treated on this contract for their most recent course of treatment. Figures in italics indicate the base number of FP17s or Patient Questionnaire responses are less than 100. N/A is shown where the base number of responses is less than 10 during the period. % is calculated as Quantity/Base number*100

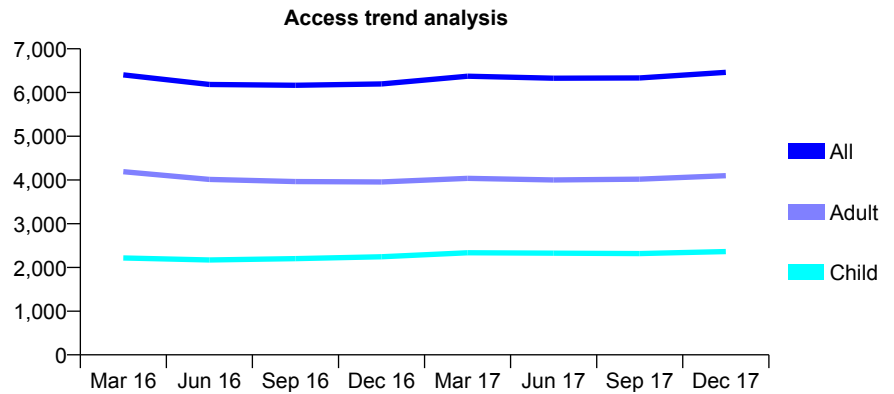
Q58 - Vital Signs At a Glance Contract Report for 101362/0001 - December 2017

Name or company name	Rodericks Dental Limited
Contract type name	Pilot Contract
Purpose of contract	General
Contract start date	01/04/2006
Contract end date	

17/18 Contracted general activity (UDA)	18,000
Carry forward general activity (UDA)	0
17/18 Contracted orthodontic activity (UOA)	0
Carry forward orthodontic activity (UOA)	0
Baseline contract value	£610,183.47

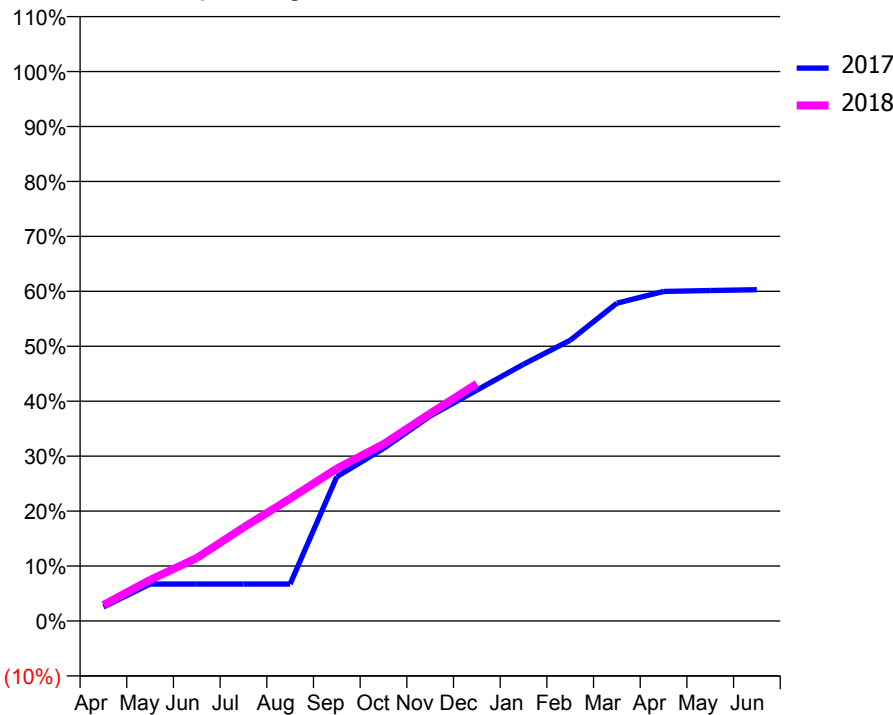
ACCESS*

Patients seen in 24 months	Total	Change since previous quarter
Quarter ending December 2016	6,197	
Quarter ending March 2017	6,374	↑
Quarter ending June 2017	6,328	→
Quarter ending September 2017	6,335	→
Quarter ending December 2017	6,461	→
Variance since December 2016	4.3%	↑



ACTIVITY

Cumulative percentage of contracted UDA delivered 2017 & 2018



Month	Adjusted Scheduled Activity (UDA)	
	2017	2018
April	460	527
May	1,211	1,349
June	1,211	2,066
July	1,211	3,063
August	1,211	4,011
September	4,727	4,995
October	5,651	5,794
November	6,716	6,799
December	7,565	7,771
January	8,411	
February	9,198	
March	10,410	
April	10,794	
May	10,827	
June	10,852	

QUALITY

	Quantity	Base Number	Contract	AT	Region	England
% of FP17s for the same patient ID Re-attending within 3 months - Children	109	2,465	4.4%	11.0%	11.8%	12.0%
% of FP17s for the same patient ID Re-attending within 3 months - Adults	262	3,573	7.3%	14.5%	15.3%	15.9%
% of FP17s for the same patient ID Re-attending between 3 & 9 months - Children	1,572	2,465	63.8%	56.7%	59.1%	58.0%
% of FP17s for the same patient ID Re-attending between 3 & 9 months - Adults	1,692	3,573	47.4%	48.2%	51.5%	50.5%
% of FP17s for Band 1 Urgent Courses	320	5,391	5.9%	8.6%	8.0%	9.0%
% of FP17s Relating to Free Repair or Replacements	11	5,391	0.2%	0.7%	0.8%	0.8%
% of FP17s Relating to Continuations	0	5,391	0.0%	0.9%	1.1%	1.1%
% of Patients satisfied with the dentistry they have received	3	3	N/A	91.1%	91.6%	91.5%
% of Patients satisfied with the time they had to wait for an appointment	2	3	N/A	86.8%	88.3%	87.9%

* This is based on patients treated on this contract for their most recent course of treatment. Figures in italics indicate the base number of FP17s or Patient Questionnaire responses are less than 100. N/A is shown where the base number of responses is less than 10 during the period. % is calculated as Quantity/Base number*100

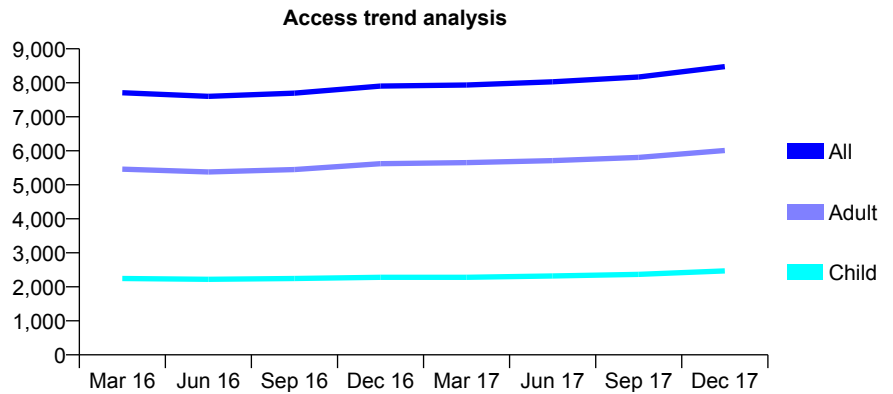
Q58 - Vital Signs At a Glance Contract Report for 101362/0002 - December 2017

Name or company name	Rodericks Dental Limited
Contract type name	GDS Contract
Purpose of contract	General
Contract start date	02/10/2006
Contract end date	

17/18 Contracted general activity (UDA)	21,795
Carry forward general activity (UDA)	63
17/18 Contracted orthodontic activity (UOA)	0
Carry forward orthodontic activity (UOA)	0
Baseline contract value	£492,011.80

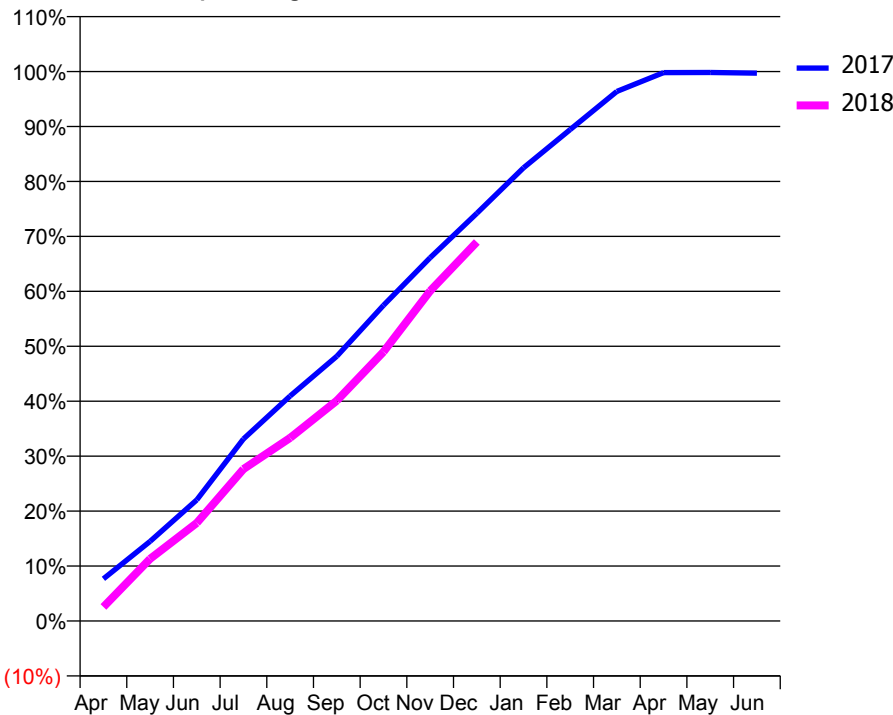
ACCESS*

Patients seen in 24 months	Total	Change since previous quarter
Quarter ending December 2016	7,905	
Quarter ending March 2017	7,934	→
Quarter ending June 2017	8,031	→
Quarter ending September 2017	8,172	→
Quarter ending December 2017	8,478	↑
Variance since December 2016	7.2%	↑



ACTIVITY

Cumulative percentage of contracted UDA delivered 2017 & 2018



Month	Adjusted Scheduled Activity (UDA)	
	2017	2018
April	1,672	559
May	3,161	2,467
June	4,806	3,888
July	7,225	6,027
August	8,926	7,267
September	10,499	8,739
October	12,524	10,675
November	14,409	13,091
December	16,170	15,036
January	17,973	
February	19,492	
March	21,004	
April	21,750	
May	21,755	
June	21,731	

QUALITY

	Quantity	Base Number	Contract	AT	Region	England
% of FP17s for the same patient ID Re-attending within 3 months - Children	204	2,770	7.4%	11.0%	11.8%	12.0%
% of FP17s for the same patient ID Re-attending within 3 months - Adults	865	6,162	14.0%	14.5%	15.3%	15.9%
% of FP17s for the same patient ID Re-attending between 3 & 9 months - Children	1,627	2,770	58.7%	56.7%	59.1%	58.0%
% of FP17s for the same patient ID Re-attending between 3 & 9 months - Adults	3,227	6,162	52.4%	48.2%	51.5%	50.5%
% of FP17s for Band 1 Urgent Courses	696	8,510	8.2%	8.6%	8.0%	9.0%
% of FP17s Relating to Free Repair or Replacements	65	8,510	0.8%	0.7%	0.8%	0.8%
% of FP17s Relating to Continuations	31	8,510	0.4%	0.9%	1.1%	1.1%
% of Patients satisfied with the dentistry they have received	6	7	N/A	91.1%	91.6%	91.5%
% of Patients satisfied with the time they had to wait for an appointment	6	7	N/A	86.8%	88.3%	87.9%

* This is based on patients treated on this contract for their most recent course of treatment. Figures in italics indicate the base number of FP17s or Patient Questionnaire responses are less than 100. N/A is shown where the base number of responses is less than 10 during the period. % is calculated as Quantity/Base number*100

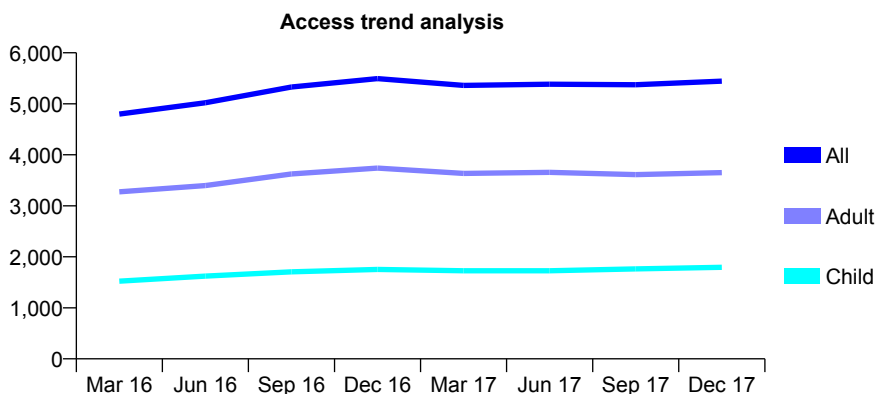
Q58 - Vital Signs At a Glance Contract Report for 101362/0009 - December 2017

Name or company name	Rodericks Dental Limited
Contract type name	GDS Contract
Purpose of contract	General
Contract start date	01/06/2008
Contract end date	

17/18 Contracted general activity (UDA)	12,918
Carry forward general activity (UDA)	51
17/18 Contracted orthodontic activity (UOA)	0
Carry forward orthodontic activity (UOA)	0
Baseline contract value	£293,488.56

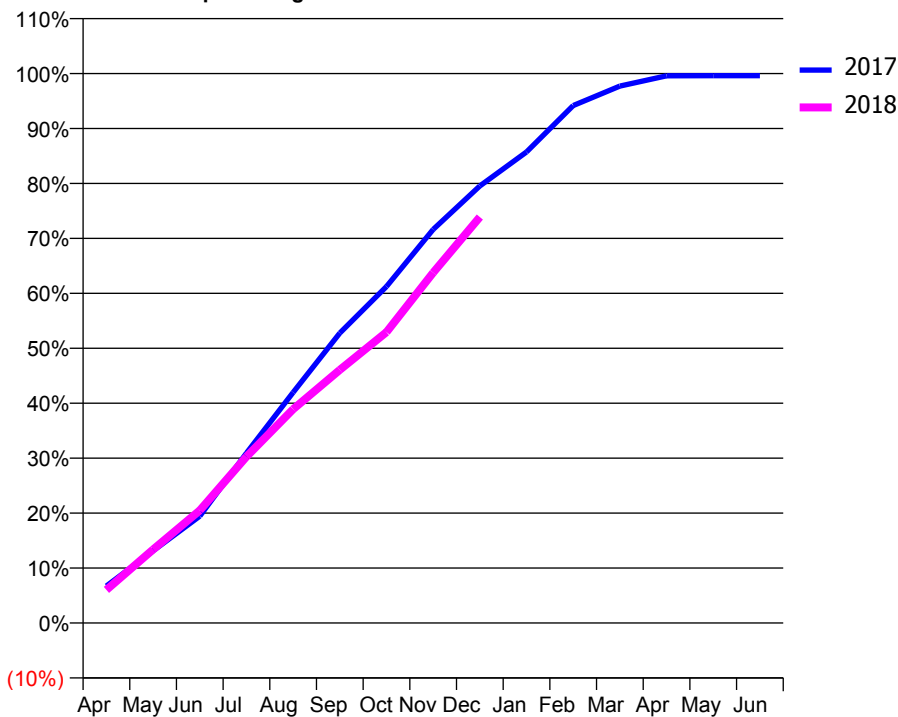
ACCESS*

Patients seen in 24 months	Total	Change since previous quarter
Quarter ending December 2016	5,493	
Quarter ending March 2017	5,362	↓
Quarter ending June 2017	5,384	→
Quarter ending September 2017	5,374	→
Quarter ending December 2017	5,445	→
Variance since December 2016	(0.9%)	→



ACTIVITY

Cumulative percentage of contracted UDA delivered 2017 & 2018



Month	Adjusted Scheduled Activity (UDA)	
	2017	2018
April	869	780
May	1,697	1,729
June	2,512	2,647
July	3,996	3,911
August	5,423	5,026
September	6,816	5,952
October	7,911	6,840
November	9,252	8,237
December	10,275	9,543
January	11,075	
February	12,164	
March	12,623	
April	12,864	
May	12,865	
June	12,867	

QUALITY

	Quantity	Base Number	Contract	AT	Region	England
% of FP17s for the same patient ID Re-attending within 3 months - Children	119	1,713	6.9%	11.0%	11.8%	12.0%
% of FP17s for the same patient ID Re-attending within 3 months - Adults	442	2,952	15.0%	14.5%	15.3%	15.9%
% of FP17s for the same patient ID Re-attending between 3 & 9 months - Children	839	1,713	49.0%	56.7%	59.1%	58.0%
% of FP17s for the same patient ID Re-attending between 3 & 9 months - Adults	1,014	2,952	34.3%	48.2%	51.5%	50.5%
% of FP17s for Band 1 Urgent Courses	447	4,574	9.8%	8.6%	8.0%	9.0%
% of FP17s Relating to Free Repair or Replacements	19	4,574	0.4%	0.7%	0.8%	0.8%
% of FP17s Relating to Continuations	8	4,574	0.2%	0.9%	1.1%	1.1%
% of Patients satisfied with the dentistry they have received	3	4	N/A	91.1%	91.6%	91.5%
% of Patients satisfied with the time they had to wait for an appointment	3	4	N/A	86.8%	88.3%	87.9%

* This is based on patients treated on this contract for their most recent course of treatment. Figures in italics indicate the base number of FP17s or Patient Questionnaire responses are less than 100. N/A is shown where the base number of responses is less than 10 during the period. % is calculated as Quantity/Base number*100

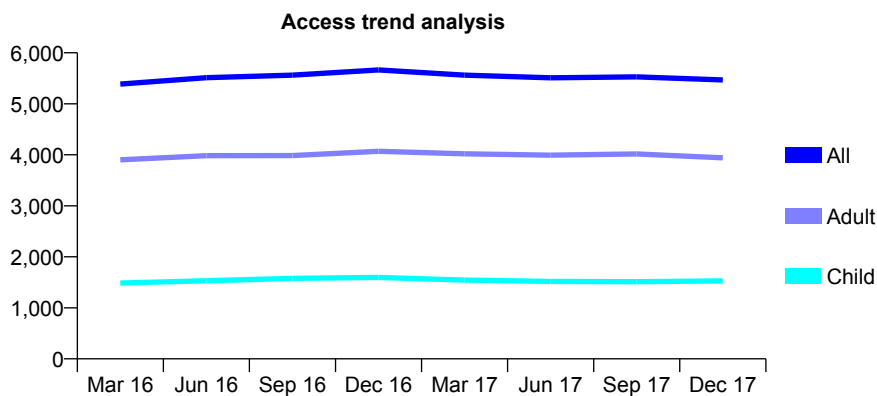
Q58 - Vital Signs At a Glance Contract Report for 101362/0020 - December 2017

Name or company name	Rodericks Dental Limited
Contract type name	GDS Contract
Purpose of contract	General
Contract start date	20/08/2009
Contract end date	

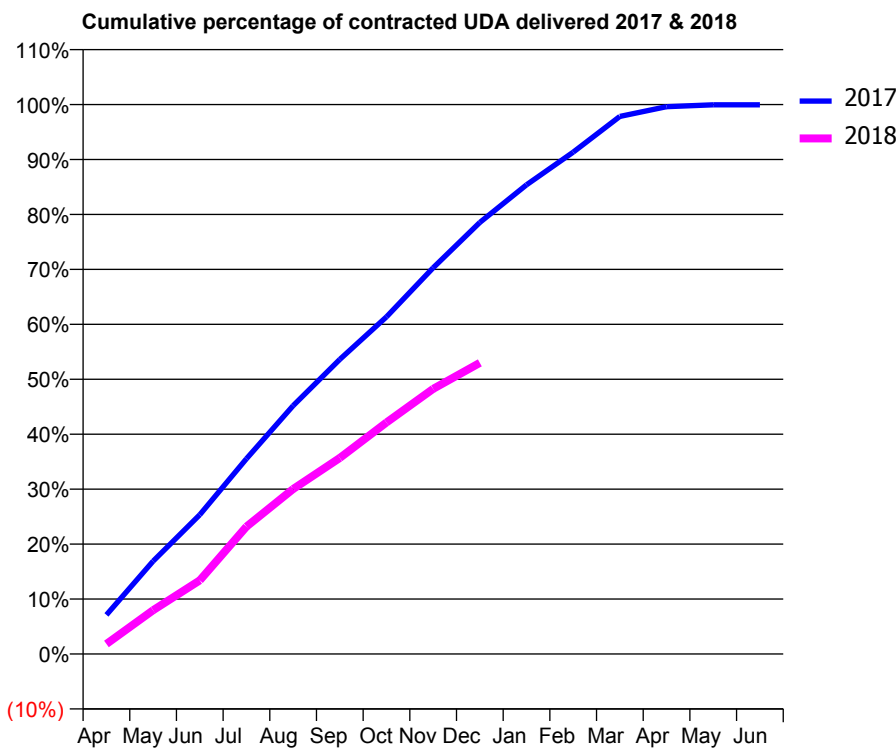
17/18 Contracted general activity (UDA)	14,000
Carry forward general activity (UDA)	7
17/18 Contracted orthodontic activity (UOA)	0
Carry forward orthodontic activity (UOA)	0
Baseline contract value	£364,464.84

ACCESS*

Patients seen in 24 months	Total	Change since previous quarter
Quarter ending December 2016	5,664	
Quarter ending March 2017	5,563	↓
Quarter ending June 2017	5,511	→
Quarter ending September 2017	5,528	→
Quarter ending December 2017	5,467	↓
Variance since December 2016	(3.5%)	↓



ACTIVITY



Month	Adjusted Scheduled Activity (UDA)	
	2017	2018
April	996	256
May	2,365	1,116
June	3,550	1,876
July	4,976	3,246
August	6,328	4,204
September	7,506	4,995
October	8,589	5,898
November	9,840	6,756
December	10,997	7,418
January	11,953	
February	12,787	
March	13,698	
April	13,945	
May	13,990	
June	13,993	

QUALITY

	Quantity	Base Number	Contract	AT	Region	England
% of FP17s for the same patient ID Re-attending within 3 months - Children	88	1,604	5.5%	11.0%	11.8%	12.0%
% of FP17s for the same patient ID Re-attending within 3 months - Adults	365	3,210	11.4%	14.5%	15.3%	15.9%
% of FP17s for the same patient ID Re-attending between 3 & 9 months - Children	935	1,604	58.3%	56.7%	59.1%	58.0%
% of FP17s for the same patient ID Re-attending between 3 & 9 months - Adults	1,541	3,210	48.0%	48.2%	51.5%	50.5%
% of FP17s for Band 1 Urgent Courses	404	4,674	8.6%	8.6%	8.0%	9.0%
% of FP17s Relating to Free Repair or Replacements	28	4,674	0.6%	0.7%	0.8%	0.8%
% of FP17s Relating to Continuations	8	4,674	0.2%	0.9%	1.1%	1.1%
% of Patients satisfied with the dentistry they have received	5	5	N/A	91.1%	91.6%	91.5%
% of Patients satisfied with the time they had to wait for an appointment	4	5	N/A	86.8%	88.3%	87.9%

* This is based on patients treated on this contract for their most recent course of treatment. Figures in italics indicate the base number of FP17s or Patient Questionnaire responses are less than 100. N/A is shown where the base number of responses is less than 10 during the period. % is calculated as Quantity/Base number*100

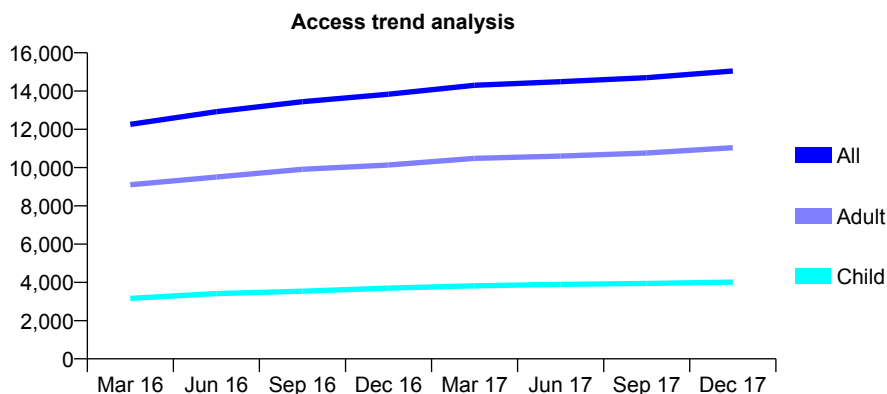
Q58 - Vital Signs At a Glance Contract Report for 101362/0021 - December 2017

Name or company name	Rodericks Dental Limited
Contract type name	GDS Contract
Purpose of contract	General
Contract start date	01/10/2009
Contract end date	

17/18 Contracted general activity (UDA)	40,147
Carry forward general activity (UDA)	-155
17/18 Contracted orthodontic activity (UOA)	0
Carry forward orthodontic activity (UOA)	0
Baseline contract value	£1,182,655.47

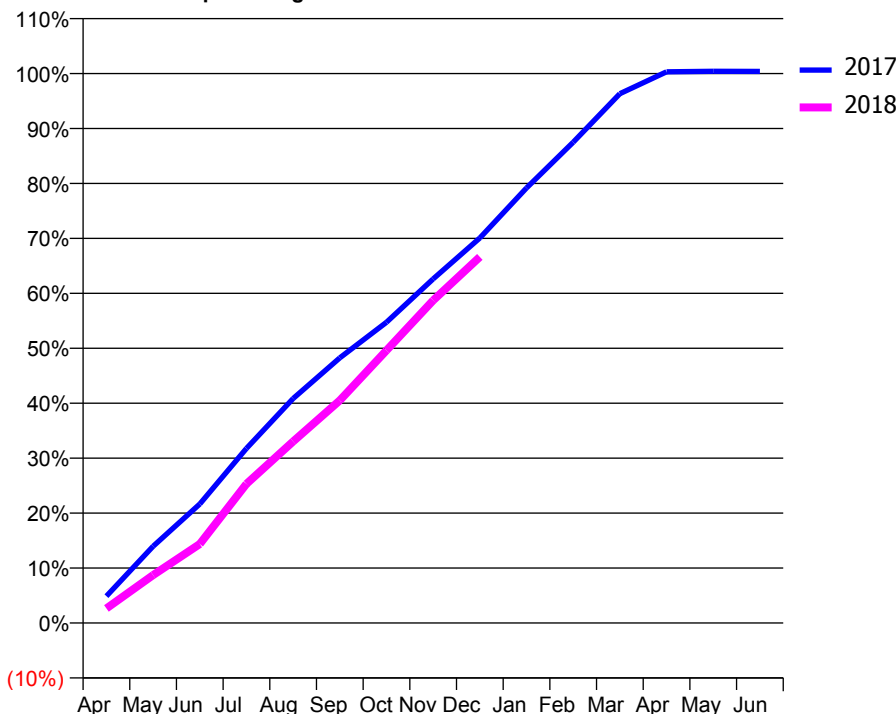
ACCESS*

Patients seen in 24 months	Total	Change since previous quarter
Quarter ending December 2016	13,832	
Quarter ending March 2017	14,302	↑
Quarter ending June 2017	14,491	→
Quarter ending September 2017	14,703	→
Quarter ending December 2017	15,051	↑
Variance since December 2016	8.8%	↑



ACTIVITY

Cumulative percentage of contracted UDA delivered 2017 & 2018



Month	Adjusted Scheduled Activity (UDA)	
	2017	2018
April	1,966	1,064
May	5,611	3,500
June	8,695	5,775
July	12,763	10,168
August	16,404	13,267
September	19,368	16,264
October	21,971	19,922
November	25,139	23,568
December	28,127	26,746
January	31,789	
February	35,125	
March	38,674	
April	40,271	
May	40,309	
June	40,303	

QUALITY

	Quantity	Base Number	Contract	AT	Region	England
% of FP17s for the same patient ID Re-attending within 3 months - Children	348	4,515	7.7%	11.0%	11.8%	12.0%
% of FP17s for the same patient ID Re-attending within 3 months - Adults	1,683	11,119	15.1%	14.5%	15.3%	15.9%
% of FP17s for the same patient ID Re-attending between 3 & 9 months - Children	2,842	4,515	62.9%	56.7%	59.1%	58.0%
% of FP17s for the same patient ID Re-attending between 3 & 9 months - Adults	5,249	11,119	47.2%	48.2%	51.5%	50.5%
% of FP17s for Band 1 Urgent Courses	3,223	14,947	21.6%	8.6%	8.0%	9.0%
% of FP17s Relating to Free Repair or Replacements	51	14,947	0.3%	0.7%	0.8%	0.8%
% of FP17s Relating to Continuations	8	14,947	0.1%	0.9%	1.1%	1.1%
% of Patients satisfied with the dentistry they have received	8	10	80.0%	91.1%	91.6%	91.5%
% of Patients satisfied with the time they had to wait for an appointment	6	10	60.0%	86.8%	88.3%	87.9%

* This is based on patients treated on this contract for their most recent course of treatment. Figures in italics indicate the base number of FP17s or Patient Questionnaire responses are less than 100. N/A is shown where the base number of responses is less than 10 during the period. % is calculated as Quantity/Base number*100

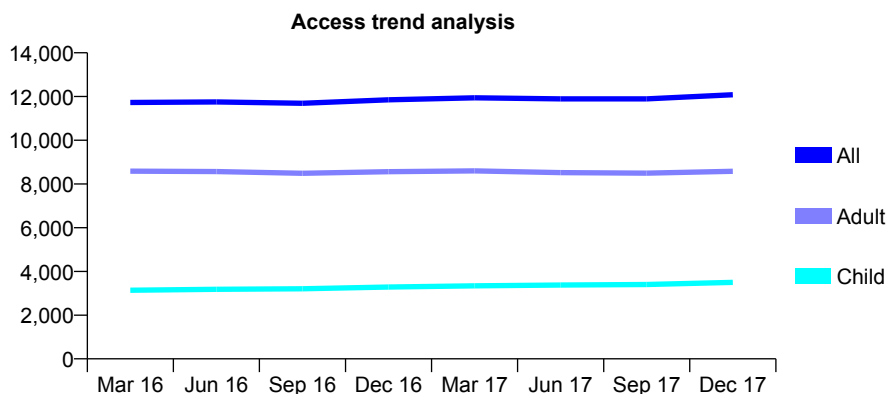
Q58 - Vital Signs At a Glance Contract Report for 101370/0047 - December 2017

Name or company name	Petrie Tucker and Partners Ltd
Contract type name	GDS Contract
Purpose of contract	General
Contract start date	01/04/2006
Contract end date	

17/18 Contracted general activity (UDA)	29,673
Carry forward general activity (UDA)	0
17/18 Contracted orthodontic activity (UOA)	0
Carry forward orthodontic activity (UOA)	0
Baseline contract value	£812,654.55

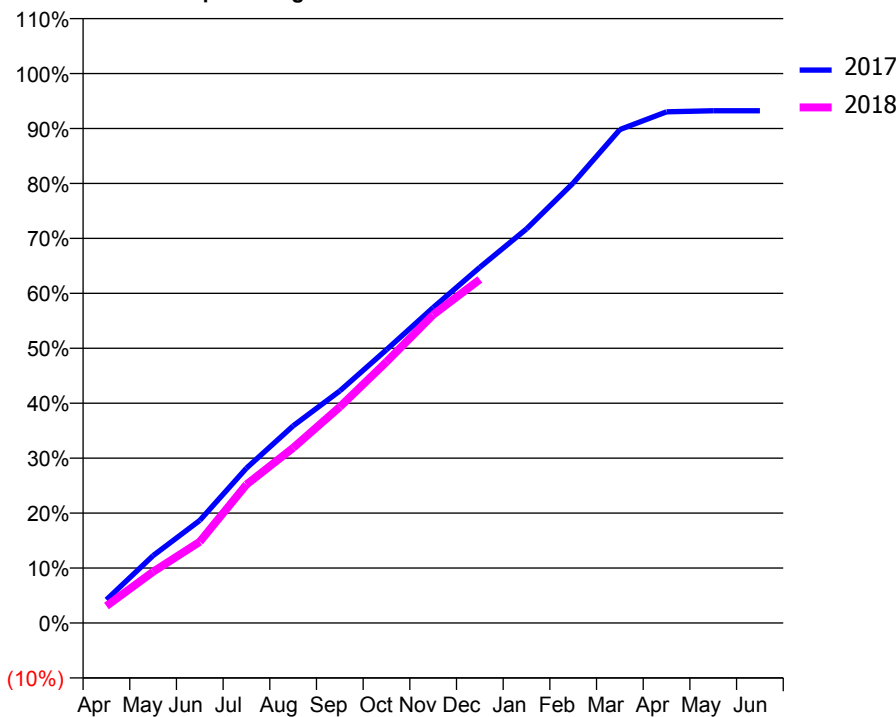
ACCESS*

Patients seen in 24 months	Total	Change since previous quarter
Quarter ending December 2016	11,849	
Quarter ending March 2017	11,939	→
Quarter ending June 2017	11,890	→
Quarter ending September 2017	11,893	→
Quarter ending December 2017	12,080	→
Variance since December 2016	1.9%	→



ACTIVITY

Cumulative percentage of contracted UDA delivered 2017 & 2018



Month	Adjusted Scheduled Activity (UDA)	
	2017	2018
April	1,256	916
May	3,641	2,769
June	5,541	4,388
July	8,361	7,480
August	10,645	9,460
September	12,531	11,669
October	14,755	14,104
November	17,031	16,645
December	19,206	18,555
January	21,280	
February	23,760	
March	26,648	
April	27,605	
May	27,660	
June	27,661	

QUALITY

	Quantity	Base Number	Contract	AT	Region	England
% of FP17s for the same patient ID Re-attending within 3 months - Children	110	3,374	3.3%	11.0%	11.8%	12.0%
% of FP17s for the same patient ID Re-attending within 3 months - Adults	531	7,103	7.5%	14.5%	15.3%	15.9%
% of FP17s for the same patient ID Re-attending between 3 & 9 months - Children	1,592	3,374	47.2%	56.7%	59.1%	58.0%
% of FP17s for the same patient ID Re-attending between 3 & 9 months - Adults	3,107	7,103	43.7%	48.2%	51.5%	50.5%
% of FP17s for Band 1 Urgent Courses	372	10,041	3.7%	8.6%	8.0%	9.0%
% of FP17s Relating to Free Repair or Replacements	35	10,041	0.3%	0.7%	0.8%	0.8%
% of FP17s Relating to Continuations	107	10,041	1.1%	0.9%	1.1%	1.1%
% of Patients satisfied with the dentistry they have received	15	15	100.0%	91.1%	91.6%	91.5%
% of Patients satisfied with the time they had to wait for an appointment	13	15	86.7%	86.8%	88.3%	87.9%

* This is based on patients treated on this contract for their most recent course of treatment. Figures in italics indicate the base number of FP17s or Patient Questionnaire responses are less than 100. N/A is shown where the base number of responses is less than 10 during the period. % is calculated as Quantity/Base number*100

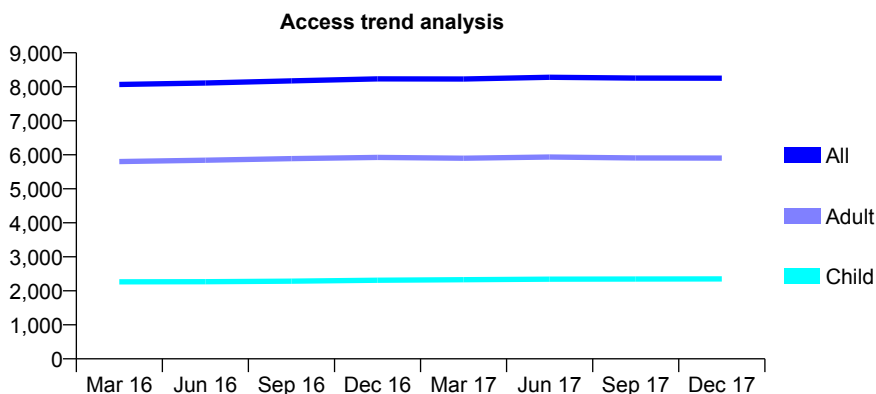
Q58 - Vital Signs At a Glance Contract Report for 101370/0057 - December 2017

Name or company name	Petrie Tucker and Partners Ltd
Contract type name	GDS Contract
Purpose of contract	General
Contract start date	01/04/2006
Contract end date	

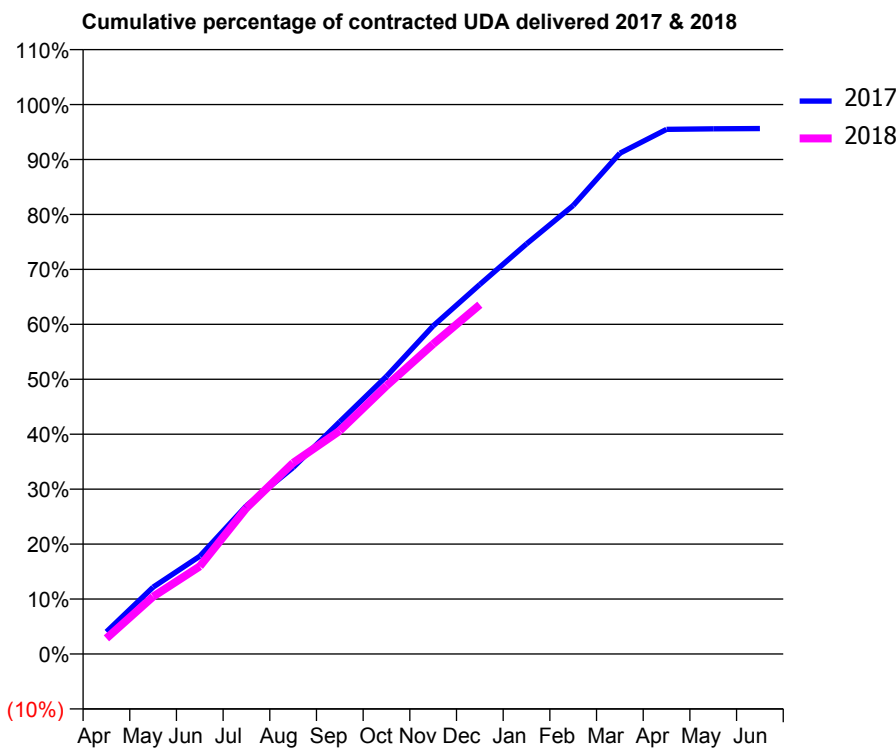
17/18 Contracted general activity (UDA)	24,667
Carry forward general activity (UDA)	0
17/18 Contracted orthodontic activity (UOA)	0
Carry forward orthodontic activity (UOA)	0
Baseline contract value	£617,665.81

ACCESS*

Patients seen in 24 months	Total	Change since previous quarter
Quarter ending December 2016	8,232	
Quarter ending March 2017	8,228	→
Quarter ending June 2017	8,279	→
Quarter ending September 2017	8,256	→
Quarter ending December 2017	8,254	→
Variance since December 2016	0.3%	→



ACTIVITY



Month	Adjusted Scheduled Activity (UDA)	
	2017	2018
April	998	706
May	3,004	2,579
June	4,391	3,938
July	6,662	6,559
August	8,372	8,580
September	10,429	10,023
October	12,467	12,039
November	14,726	13,914
December	16,589	15,678
January	18,408	
February	20,131	
March	22,480	
April	23,552	
May	23,573	
June	23,585	

QUALITY

	Quantity	Base Number	Contract	AT	Region	England
% of FP17s for the same patient ID Re-attending within 3 months - Children	76	2,533	3.0%	11.0%	11.8%	12.0%
% of FP17s for the same patient ID Re-attending within 3 months - Adults	398	5,680	7.0%	14.5%	15.3%	15.9%
% of FP17s for the same patient ID Re-attending between 3 & 9 months - Children	1,356	2,533	53.5%	56.7%	59.1%	58.0%
% of FP17s for the same patient ID Re-attending between 3 & 9 months - Adults	2,718	5,680	47.9%	48.2%	51.5%	50.5%
% of FP17s for Band 1 Urgent Courses	255	7,736	3.3%	8.6%	8.0%	9.0%
% of FP17s Relating to Free Repair or Replacements	61	7,736	0.8%	0.7%	0.8%	0.8%
% of FP17s Relating to Continuations	87	7,736	1.1%	0.9%	1.1%	1.1%
% of Patients satisfied with the dentistry they have received	11	11	100.0%	91.1%	91.6%	91.5%
% of Patients satisfied with the time they had to wait for an appointment	10	11	90.9%	86.8%	88.3%	87.9%

* This is based on patients treated on this contract for their most recent course of treatment. Figures in italics indicate the base number of FP17s or Patient Questionnaire responses are less than 100. N/A is shown where the base number of responses is less than 10 during the period. % is calculated as Quantity/Base number*100

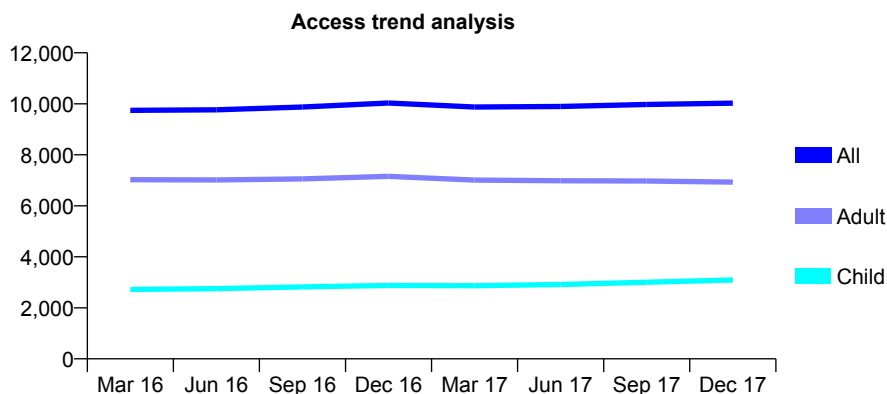
Q58 - Vital Signs At a Glance Contract Report for 101370/0064 - December 2017

Name or company name	Petrie Tucker and Partners Ltd
Contract type name	GDS Contract
Purpose of contract	General
Contract start date	01/04/2006
Contract end date	

17/18 Contracted general activity (UDA)	31,719
Carry forward general activity (UDA)	-303
17/18 Contracted orthodontic activity (UOA)	0
Carry forward orthodontic activity (UOA)	0
Baseline contract value	£841,828.36

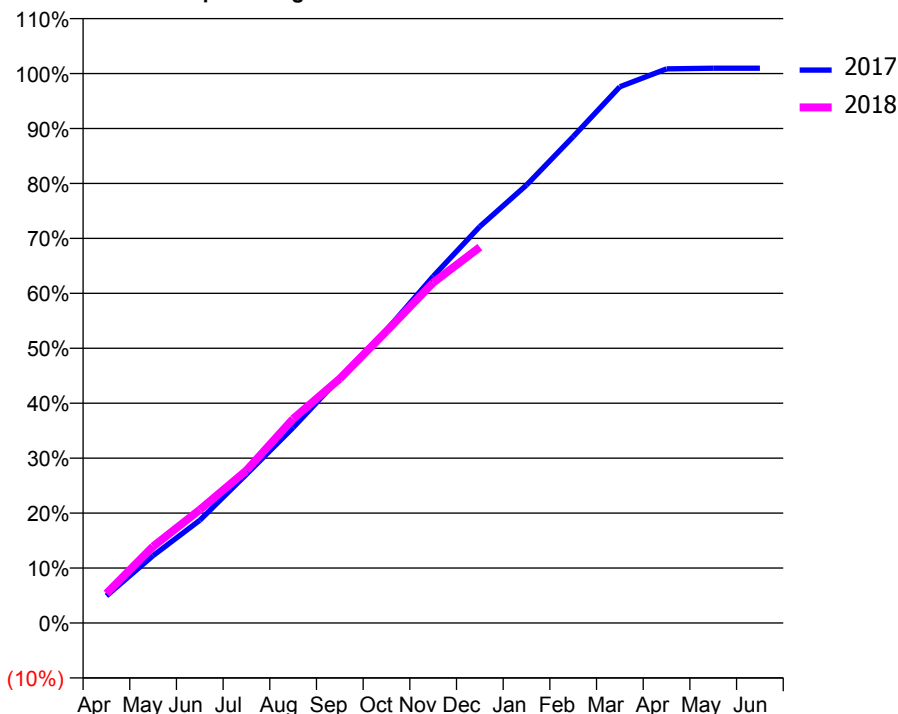
ACCESS*

Patients seen in 24 months	Total	Change since previous quarter
Quarter ending December 2016	10,031	
Quarter ending March 2017	9,875	↓
Quarter ending June 2017	9,897	→
Quarter ending September 2017	9,974	→
Quarter ending December 2017	10,025	→
Variance since December 2016	(0.1%)	→



ACTIVITY

Cumulative percentage of contracted UDA delivered 2017 & 2018



Month	Adjusted Scheduled Activity (UDA)	
	2017	2018
April	1,566	1,705
May	3,888	4,421
June	5,934	6,536
July	8,589	8,809
August	11,281	11,789
September	14,150	14,103
October	16,911	16,844
November	20,008	19,647
December	22,889	21,697
January	25,281	
February	28,079	
March	30,955	
April	31,986	
May	32,021	
June	32,022	

QUALITY

	Quantity	Base Number	Contract	AT	Region	England
% of FP17s for the same patient ID Re-attending within 3 months - Children	249	3,306	7.5%	11.0%	11.8%	12.0%
% of FP17s for the same patient ID Re-attending within 3 months - Adults	682	5,713	11.9%	14.5%	15.3%	15.9%
% of FP17s for the same patient ID Re-attending between 3 & 9 months - Children	1,761	3,306	53.3%	56.7%	59.1%	58.0%
% of FP17s for the same patient ID Re-attending between 3 & 9 months - Adults	2,769	5,713	48.5%	48.2%	51.5%	50.5%
% of FP17s for Band 1 Urgent Courses	618	8,626	7.2%	8.6%	8.0%	9.0%
% of FP17s Relating to Free Repair or Replacements	31	8,626	0.4%	0.7%	0.8%	0.8%
% of FP17s Relating to Continuations	104	8,626	1.2%	0.9%	1.1%	1.1%
% of Patients satisfied with the dentistry they have received	10	10	100.0%	91.1%	91.6%	91.5%
% of Patients satisfied with the time they had to wait for an appointment	9	10	90.0%	86.8%	88.3%	87.9%

* This is based on patients treated on this contract for their most recent course of treatment. Figures in italics indicate the base number of FP17s or Patient Questionnaire responses are less than 100. N/A is shown where the base number of responses is less than 10 during the period. % is calculated as Quantity/Base number*100

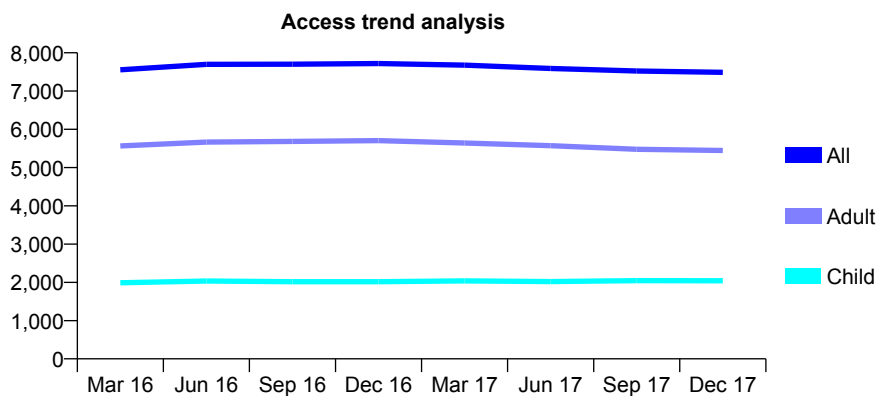
Q58 - Vital Signs At a Glance Contract Report for 101370/0065 - December 2017

Name or company name	Petrie Tucker and Partners Ltd
Contract type name	GDS Contract
Purpose of contract	General
Contract start date	01/04/2006
Contract end date	

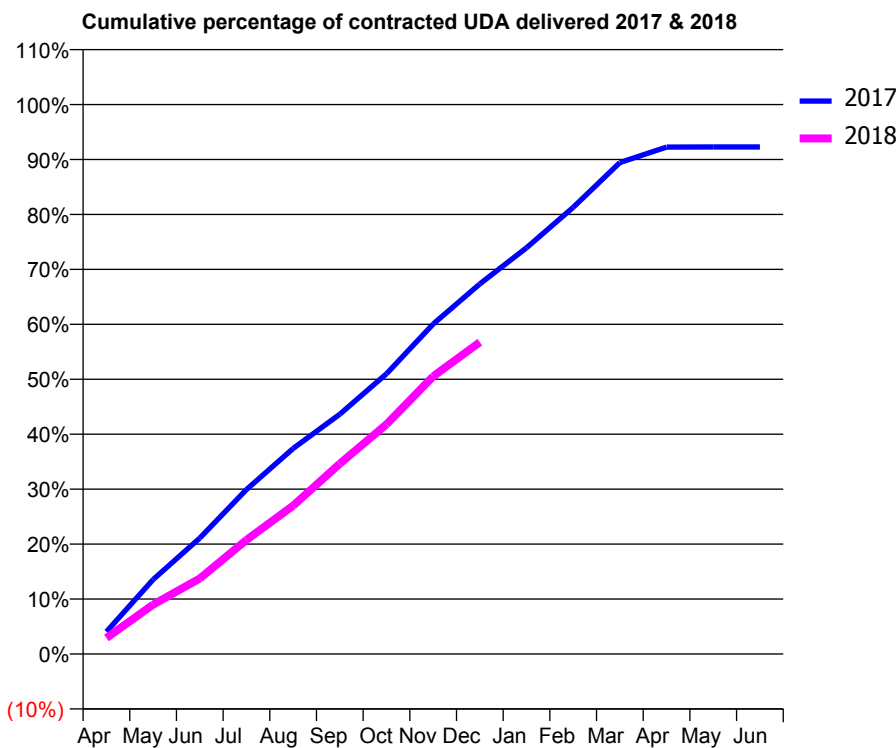
17/18 Contracted general activity (UDA)	21,251
Carry forward general activity (UDA)	0
17/18 Contracted orthodontic activity (UOA)	0
Carry forward orthodontic activity (UOA)	0
Baseline contract value	£511,730.57

ACCESS*

Patients seen in 24 months	Total	Change since previous quarter
Quarter ending December 2016	7,721	
Quarter ending March 2017	7,679	→
Quarter ending June 2017	7,592	↓
Quarter ending September 2017	7,523	→
Quarter ending December 2017	7,490	→
Variance since December 2016	(3.0%)	↓



ACTIVITY



Month	Adjusted Scheduled Activity (UDA)	
	2017	2018
April	863	621
May	2,881	1,913
June	4,482	2,923
July	6,362	4,413
August	7,951	5,738
September	9,273	7,361
October	10,839	8,883
November	12,762	10,737
December	14,313	12,057
January	15,709	
February	17,275	
March	19,004	
April	19,605	
May	19,610	
June	19,611	

QUALITY

	Quantity	Base Number	Contract	AT	Region	England
% of FP17s for the same patient ID Re-attending within 3 months - Children	156	1,945	8.0%	11.0%	11.8%	12.0%
% of FP17s for the same patient ID Re-attending within 3 months - Adults	751	4,704	16.0%	14.5%	15.3%	15.9%
% of FP17s for the same patient ID Re-attending between 3 & 9 months - Children	934	1,945	48.0%	56.7%	59.1%	58.0%
% of FP17s for the same patient ID Re-attending between 3 & 9 months - Adults	1,919	4,704	40.8%	48.2%	51.5%	50.5%
% of FP17s for Band 1 Urgent Courses	755	6,365	11.9%	8.6%	8.0%	9.0%
% of FP17s Relating to Free Repair or Replacements	26	6,365	0.4%	0.7%	0.8%	0.8%
% of FP17s Relating to Continuations	98	6,365	1.5%	0.9%	1.1%	1.1%
% of Patients satisfied with the dentistry they have received	5	5	N/A	91.1%	91.6%	91.5%
% of Patients satisfied with the time they had to wait for an appointment	5	5	N/A	86.8%	88.3%	87.9%

* This is based on patients treated on this contract for their most recent course of treatment. Figures in italics indicate the base number of FP17s or Patient Questionnaire responses are less than 100. N/A is shown where the base number of responses is less than 10 during the period. % is calculated as Quantity/Base number*100

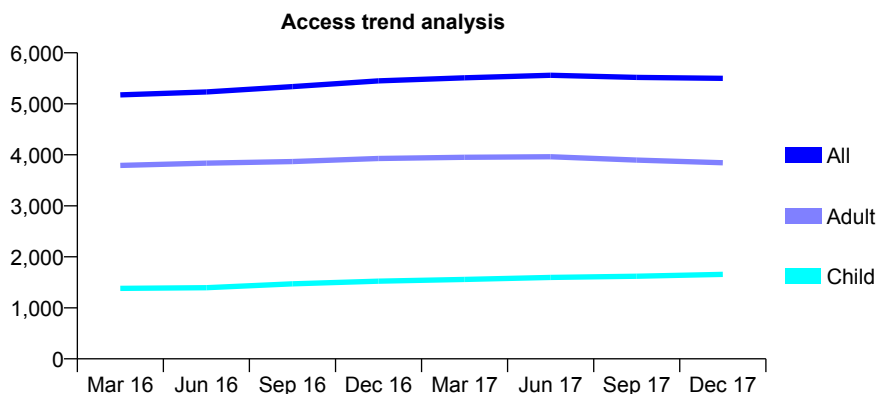
Q58 - Vital Signs At a Glance Contract Report for 101435/0003 - December 2017

Name or company name	IDH Limited
Contract type name	GDS Contract
Purpose of contract	General and Orthodontic
Contract start date	01/04/2006
Contract end date	

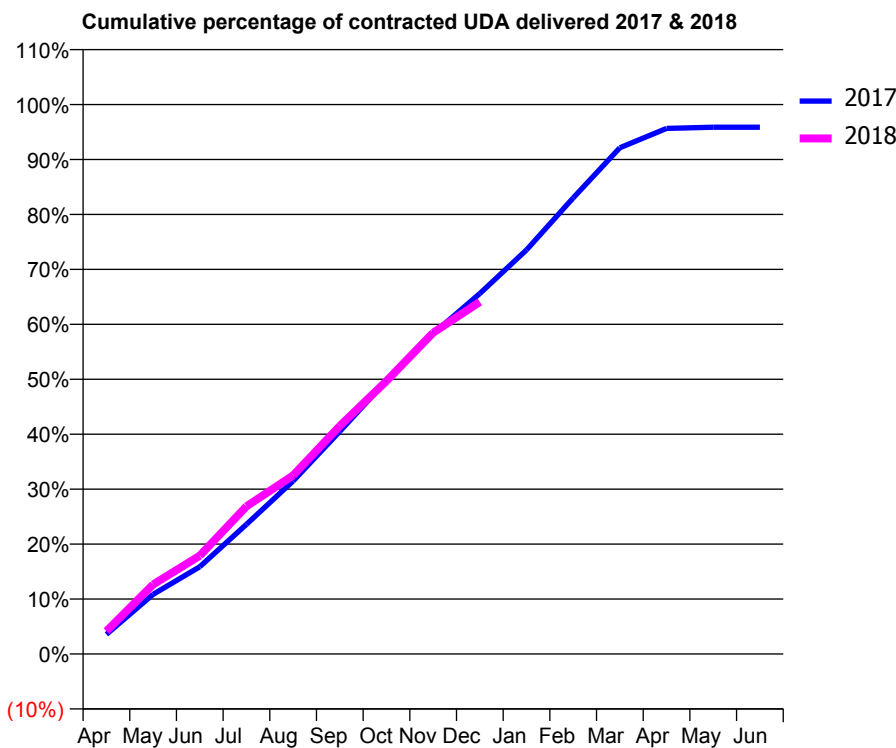
17/18 Contracted general activity (UDA)	15,825
Carry forward general activity (UDA)	0
17/18 Contracted orthodontic activity (UOA)	428
Carry forward orthodontic activity (UOA)	0
Baseline contract value	£419,279.42

ACCESS*

Patients seen in 24 months	Total	Change since previous quarter
Quarter ending December 2016	5,450	
Quarter ending March 2017	5,509	→
Quarter ending June 2017	5,560	→
Quarter ending September 2017	5,517	→
Quarter ending December 2017	5,500	→
Variance since December 2016	0.9%	→



ACTIVITY



Month	Adjusted Scheduled Activity (UDA)	
	2017	2018
April	567	657
May	1,720	2,002
June	2,513	2,831
July	3,734	4,254
August	4,984	5,145
September	6,411	6,568
October	7,871	7,861
November	9,224	9,253
December	10,381	10,140
January	11,638	
February	13,134	
March	14,581	
April	15,137	
May	15,171	
June	15,171	

QUALITY

	Quantity	Base Number	Contract	AT	Region	England
% of FP17s for the same patient ID Re-attending within 3 months - Children	115	1,517	7.6%	11.0%	11.8%	12.0%
% of FP17s for the same patient ID Re-attending within 3 months - Adults	356	2,847	12.5%	14.5%	15.3%	15.9%
% of FP17s for the same patient ID Re-attending between 3 & 9 months - Children	697	1,517	45.9%	56.7%	59.1%	58.0%
% of FP17s for the same patient ID Re-attending between 3 & 9 months - Adults	1,066	2,847	37.4%	48.2%	51.5%	50.5%
% of FP17s for Band 1 Urgent Courses	361	4,108	8.8%	8.6%	8.0%	9.0%
% of FP17s Relating to Free Repair or Replacements	16	4,108	0.4%	0.7%	0.8%	0.8%
% of FP17s Relating to Continuations	43	4,108	1.0%	0.9%	1.1%	1.1%
% of Patients satisfied with the dentistry they have received	6	7	N/A	91.1%	91.6%	91.5%
% of Patients satisfied with the time they had to wait for an appointment	6	7	N/A	86.8%	88.3%	87.9%

* This is based on patients treated on this contract for their most recent course of treatment. Figures in italics indicate the base number of FP17s or Patient Questionnaire responses are less than 100. N/A is shown where the base number of responses is less than 10 during the period. % is calculated as Quantity/Base number*100

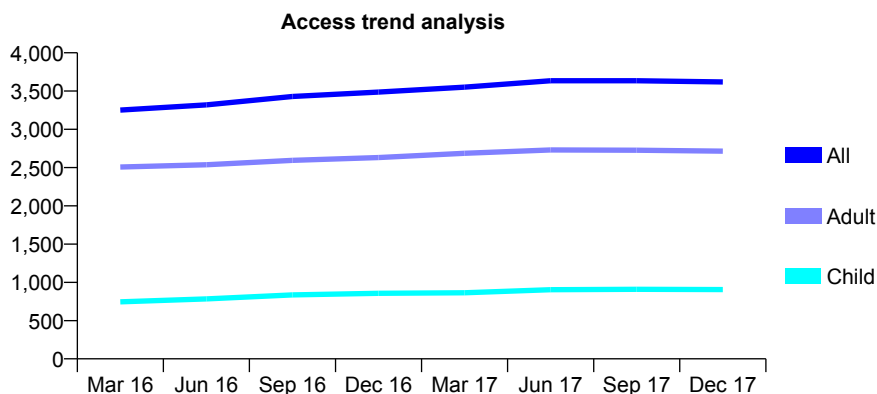
Q58 - Vital Signs At a Glance Contract Report for 101435/0081 - December 2017

Name or company name	IDH Limited
Contract type name	GDS Contract
Purpose of contract	General
Contract start date	01/02/2008
Contract end date	

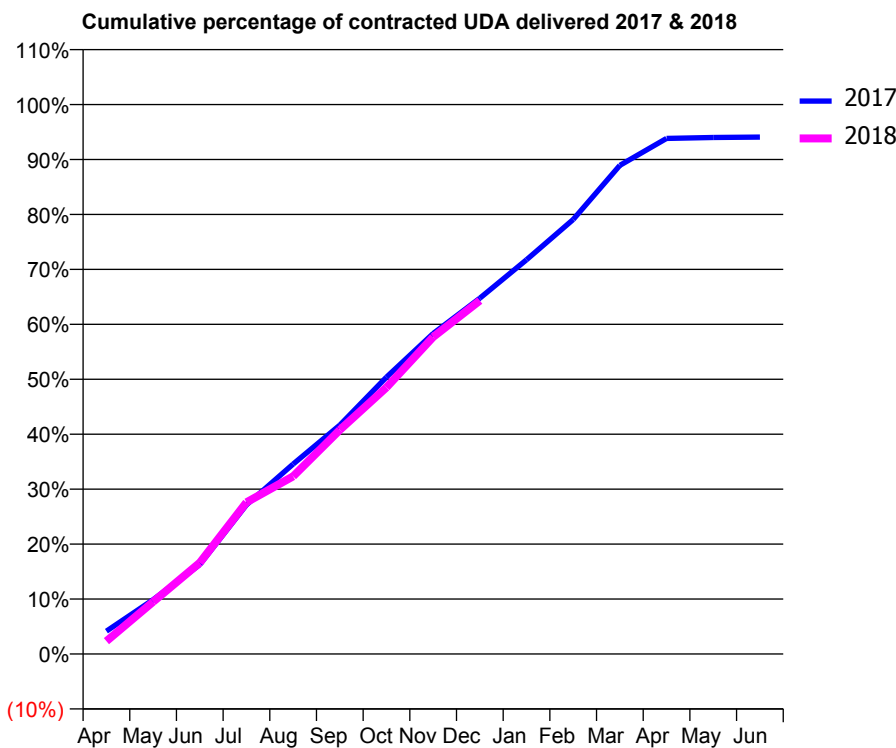
17/18 Contracted general activity (UDA)	11,105
Carry forward general activity (UDA)	0
17/18 Contracted orthodontic activity (UOA)	0
Carry forward orthodontic activity (UOA)	0
Baseline contract value	£288,100.68

ACCESS*

Patients seen in 24 months	Total	Change since previous quarter
Quarter ending December 2016	3,487	
Quarter ending March 2017	3,551	→
Quarter ending June 2017	3,634	↑
Quarter ending September 2017	3,635	→
Quarter ending December 2017	3,620	→
Variance since December 2016	3.8%	↑



ACTIVITY



Month	Adjusted Scheduled Activity (UDA)	
	2017	2018
April	462	260
May	1,099	1,054
June	1,806	1,846
July	3,014	3,066
August	3,838	3,590
September	4,625	4,528
October	5,596	5,388
November	6,476	6,408
December	7,191	7,141
January	7,968	
February	8,782	
March	9,874	
April	10,420	
May	10,438	
June	10,447	

QUALITY

	Quantity	Base Number	Contract	AT	Region	England
% of FP17s for the same patient ID Re-attending within 3 months - Children	31	902	3.4%	11.0%	11.8%	12.0%
% of FP17s for the same patient ID Re-attending within 3 months - Adults	262	2,370	11.1%	14.5%	15.3%	15.9%
% of FP17s for the same patient ID Re-attending between 3 & 9 months - Children	459	902	50.9%	56.7%	59.1%	58.0%
% of FP17s for the same patient ID Re-attending between 3 & 9 months - Adults	939	2,370	39.6%	48.2%	51.5%	50.5%
% of FP17s for Band 1 Urgent Courses	238	3,059	7.8%	8.6%	8.0%	9.0%
% of FP17s Relating to Free Repair or Replacements	13	3,059	0.4%	0.7%	0.8%	0.8%
% of FP17s Relating to Continuations	23	3,059	0.8%	0.9%	1.1%	1.1%
% of Patients satisfied with the dentistry they have received	1	1	N/A	91.1%	91.6%	91.5%
% of Patients satisfied with the time they had to wait for an appointment	1	1	N/A	86.8%	88.3%	87.9%

* This is based on patients treated on this contract for their most recent course of treatment. Figures in italics indicate the base number of FP17s or Patient Questionnaire responses are less than 100. N/A is shown where the base number of responses is less than 10 during the period. % is calculated as Quantity/Base number*100

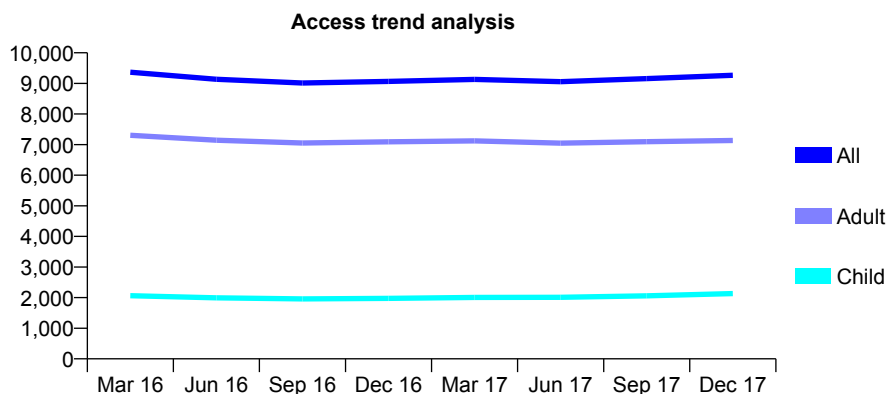
Q58 - Vital Signs At a Glance Contract Report for 101435/0082 - December 2017

Name or company name	IDH Limited
Contract type name	GDS Contract
Purpose of contract	General
Contract start date	01/02/2008
Contract end date	

17/18 Contracted general activity (UDA)	25,924
Carry forward general activity (UDA)	0
17/18 Contracted orthodontic activity (UOA)	0
Carry forward orthodontic activity (UOA)	0
Baseline contract value	£605,519.35

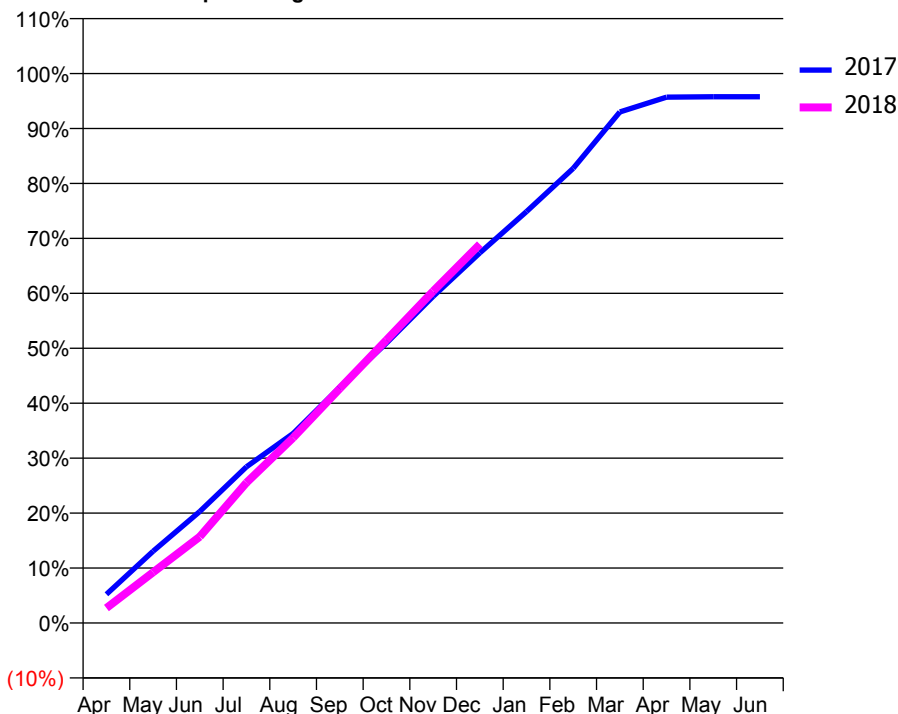
ACCESS*

Patients seen in 24 months	Total	Change since previous quarter
Quarter ending December 2016	9,067	
Quarter ending March 2017	9,130	→
Quarter ending June 2017	9,058	→
Quarter ending September 2017	9,155	→
Quarter ending December 2017	9,266	→
Variance since December 2016	2.2%	↑



ACTIVITY

Cumulative percentage of contracted UDA delivered 2017 & 2018



Month	Adjusted Scheduled Activity (UDA)	
	2017	2018
April	1,358	705
May	3,386	2,396
June	5,264	4,071
July	7,370	6,624
August	8,941	8,738
September	11,123	11,063
October	13,208	13,353
November	15,408	15,652
December	17,464	17,869
January	19,413	
February	21,452	
March	24,107	
April	24,810	
May	24,826	
June	24,826	

QUALITY

	Quantity	Base Number	Contract	AT	Region	England
% of FP17s for the same patient ID Re-attending within 3 months - Children	134	2,282	5.9%	11.0%	11.8%	12.0%
% of FP17s for the same patient ID Re-attending within 3 months - Adults	1,168	7,894	14.8%	14.5%	15.3%	15.9%
% of FP17s for the same patient ID Re-attending between 3 & 9 months - Children	1,328	2,282	58.2%	56.7%	59.1%	58.0%
% of FP17s for the same patient ID Re-attending between 3 & 9 months - Adults	4,339	7,894	55.0%	48.2%	51.5%	50.5%
% of FP17s for Band 1 Urgent Courses	655	9,785	6.7%	8.6%	8.0%	9.0%
% of FP17s Relating to Free Repair or Replacements	126	9,785	1.3%	0.7%	0.8%	0.8%
% of FP17s Relating to Continuations	174	9,785	1.8%	0.9%	1.1%	1.1%
% of Patients satisfied with the dentistry they have received	15	16	93.8%	91.1%	91.6%	91.5%
% of Patients satisfied with the time they had to wait for an appointment	12	16	75.0%	86.8%	88.3%	87.9%

* This is based on patients treated on this contract for their most recent course of treatment. Figures in italics indicate the base number of FP17s or Patient Questionnaire responses are less than 100. N/A is shown where the base number of responses is less than 10 during the period. % is calculated as Quantity/Base number*100

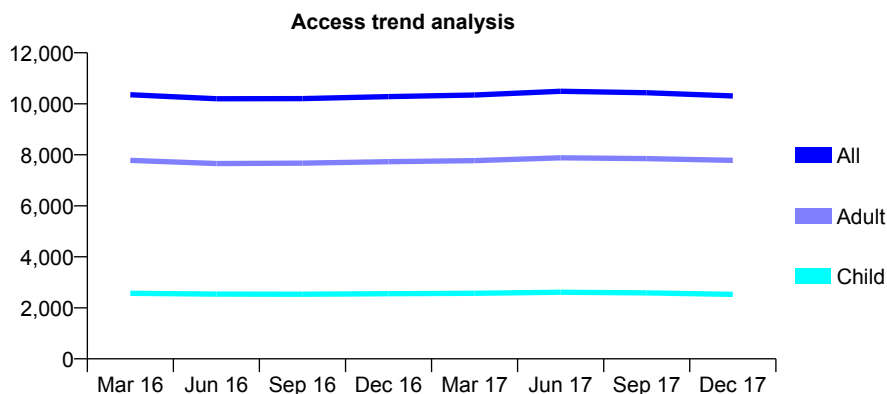
Q58 - Vital Signs At a Glance Contract Report for 101435/0088 - December 2017

Name or company name	IDH Limited
Contract type name	GDS Contract
Purpose of contract	General
Contract start date	23/02/2008
Contract end date	

17/18 Contracted general activity (UDA)	29,108
Carry forward general activity (UDA)	-65
17/18 Contracted orthodontic activity (UOA)	0
Carry forward orthodontic activity (UOA)	0
Baseline contract value	£817,267.57

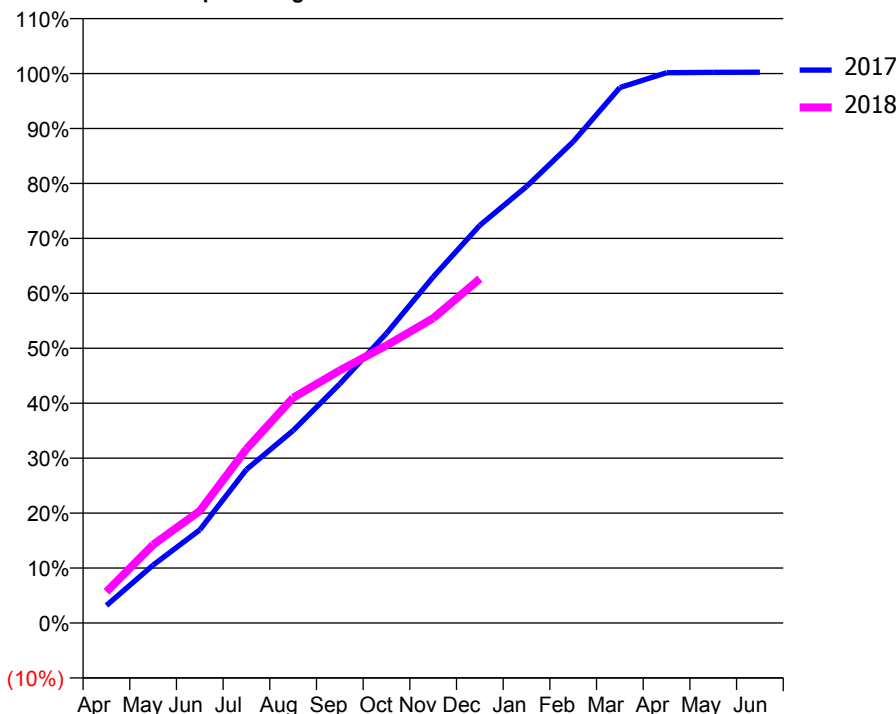
ACCESS*

Patients seen in 24 months	Total	Change since previous quarter
Quarter ending December 2016	10,281	
Quarter ending March 2017	10,344	→
Quarter ending June 2017	10,491	→
Quarter ending September 2017	10,434	→
Quarter ending December 2017	10,309	↓
Variance since December 2016	0.3%	→



ACTIVITY

Cumulative percentage of contracted UDA delivered 2017 & 2018



Month	Adjusted Scheduled Activity (UDA)	
	2017	2018
April	930	1,656
May	3,068	4,148
June	4,935	5,939
July	8,137	9,224
August	10,193	11,937
September	12,666	13,382
October	15,348	14,702
November	18,335	16,141
December	21,069	18,235
January	23,123	
February	25,493	
March	28,361	
April	29,148	
May	29,170	
June	29,173	

QUALITY

	Quantity	Base Number	Contract	AT	Region	England
% of FP17s for the same patient ID Re-attending within 3 months - Children	144	2,640	5.5%	11.0%	11.8%	12.0%
% of FP17s for the same patient ID Re-attending within 3 months - Adults	979	7,477	13.1%	14.5%	15.3%	15.9%
% of FP17s for the same patient ID Re-attending between 3 & 9 months - Children	1,887	2,640	71.5%	56.7%	59.1%	58.0%
% of FP17s for the same patient ID Re-attending between 3 & 9 months - Adults	4,191	7,477	56.1%	48.2%	51.5%	50.5%
% of FP17s for Band 1 Urgent Courses	720	9,689	7.4%	8.6%	8.0%	9.0%
% of FP17s Relating to Free Repair or Replacements	69	9,689	0.7%	0.7%	0.8%	0.8%
% of FP17s Relating to Continuations	157	9,689	1.6%	0.9%	1.1%	1.1%
% of Patients satisfied with the dentistry they have received	12	12	100.0%	91.1%	91.6%	91.5%
% of Patients satisfied with the time they had to wait for an appointment	10	12	83.3%	86.8%	88.3%	87.9%

* This is based on patients treated on this contract for their most recent course of treatment. Figures in italics indicate the base number of FP17s or Patient Questionnaire responses are less than 100. N/A is shown where the base number of responses is less than 10 during the period. % is calculated as Quantity/Base number*100

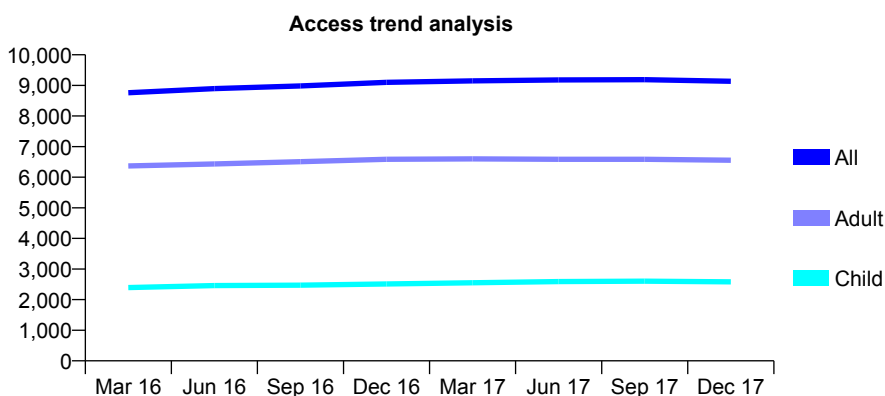
Q58 - Vital Signs At a Glance Contract Report for 101435/0089 - December 2017

Name or company name	IDH Limited
Contract type name	GDS Contract
Purpose of contract	General
Contract start date	23/02/2008
Contract end date	

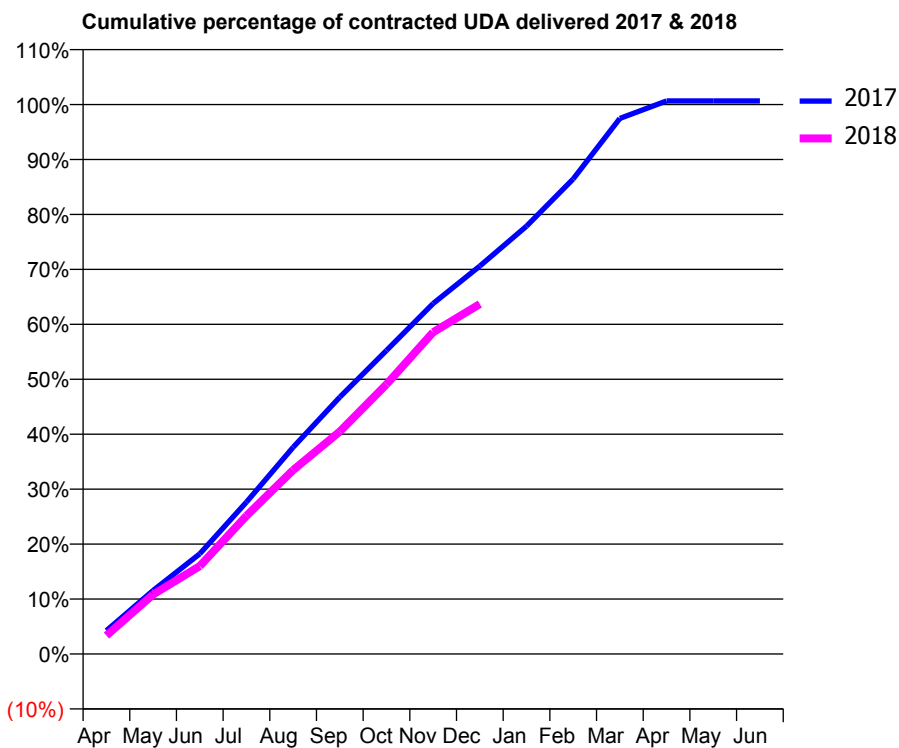
17/18 Contracted general activity (UDA)	21,831
Carry forward general activity (UDA)	-144
17/18 Contracted orthodontic activity (UOA)	0
Carry forward orthodontic activity (UOA)	0
Baseline contract value	£612,949.76

ACCESS*

Patients seen in 24 months	Total	Change since previous quarter
Quarter ending December 2016	9,099	
Quarter ending March 2017	9,149	→
Quarter ending June 2017	9,178	→
Quarter ending September 2017	9,189	→
Quarter ending December 2017	9,136	→
Variance since December 2016	0.4%	→



ACTIVITY



Month	Adjusted Scheduled Activity (UDA)	
	2017	2018
April	931	732
May	2,526	2,364
June	3,984	3,495
July	6,037	5,489
August	8,214	7,308
September	10,207	8,841
October	12,058	10,715
November	13,925	12,784
December	15,415	13,903
January	16,997	
February	18,871	
March	21,278	
April	21,974	
May	21,974	
June	21,974	

QUALITY

	Quantity	Base Number	Contract	AT	Region	England
% of FP17s for the same patient ID Re-attending within 3 months - Children	97	2,648	3.7%	11.0%	11.8%	12.0%
% of FP17s for the same patient ID Re-attending within 3 months - Adults	381	5,236	7.3%	14.5%	15.3%	15.9%
% of FP17s for the same patient ID Re-attending between 3 & 9 months - Children	1,614	2,648	61.0%	56.7%	59.1%	58.0%
% of FP17s for the same patient ID Re-attending between 3 & 9 months - Adults	1,822	5,236	34.8%	48.2%	51.5%	50.5%
% of FP17s for Band 1 Urgent Courses	370	7,543	4.9%	8.6%	8.0%	9.0%
% of FP17s Relating to Free Repair or Replacements	12	7,543	0.2%	0.7%	0.8%	0.8%
% of FP17s Relating to Continuations	52	7,543	0.7%	0.9%	1.1%	1.1%
% of Patients satisfied with the dentistry they have received	8	8	N/A	91.1%	91.6%	91.5%
% of Patients satisfied with the time they had to wait for an appointment	8	8	N/A	86.8%	88.3%	87.9%

* This is based on patients treated on this contract for their most recent course of treatment. Figures in italics indicate the base number of FP17s or Patient Questionnaire responses are less than 100. N/A is shown where the base number of responses is less than 10 during the period. % is calculated as Quantity/Base number*100

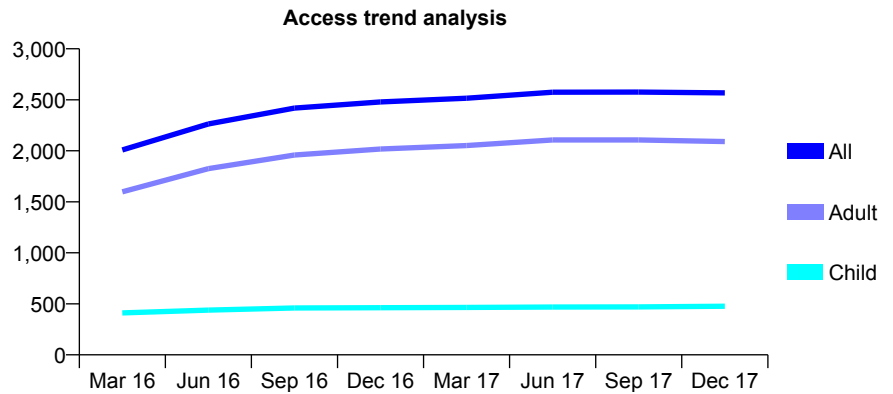
Q58 - Vital Signs At a Glance Contract Report for 102024/0001 - December 2017

Name or company name	Teamcare Dental Practice
Contract type name	GDS Contract
Purpose of contract	General
Contract start date	18/08/2015
Contract end date	

17/18 Contracted general activity (UDA)	7,400
Carry forward general activity (UDA)	-120
17/18 Contracted orthodontic activity (UOA)	0
Carry forward orthodontic activity (UOA)	0
Baseline contract value	£172,605.14

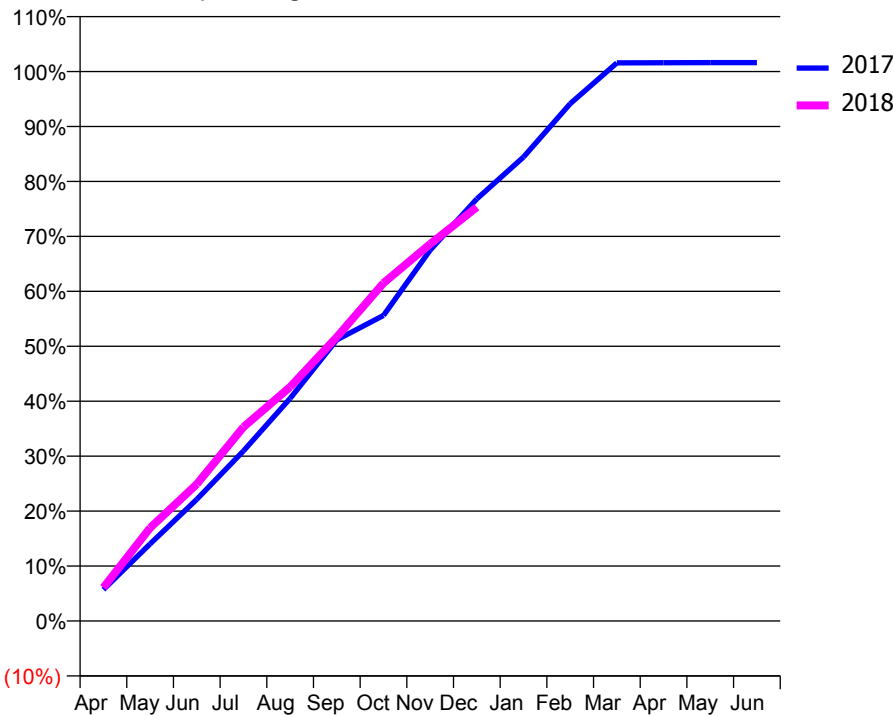
ACCESS*

Patients seen in 24 months	Total	Change since previous quarter
Quarter ending December 2016	2,479	
Quarter ending March 2017	2,516	→
Quarter ending June 2017	2,575	↑
Quarter ending September 2017	2,576	→
Quarter ending December 2017	2,568	→
Variance since December 2016	3.6%	↑



ACTIVITY

Cumulative percentage of contracted UDA delivered 2017 & 2018



Month	Adjusted Scheduled Activity (UDA)	
	2017	2018
April	422	449
May	1,038	1,254
June	1,638	1,843
July	2,290	2,613
August	2,997	3,153
September	3,786	3,824
October	4,116	4,552
November	4,994	5,077
December	5,685	5,574
January	6,248	
February	6,967	
March	7,517	
April	7,518	
May	7,520	
June	7,520	

QUALITY

	Quantity	Base Number	Contract	AT	Region	England
% of FP17s for the same patient ID Re-attending within 3 months - Children	29	565	5.1%	11.0%	11.8%	12.0%
% of FP17s for the same patient ID Re-attending within 3 months - Adults	383	2,560	15.0%	14.5%	15.3%	15.9%
% of FP17s for the same patient ID Re-attending between 3 & 9 months - Children	422	565	74.7%	56.7%	59.1%	58.0%
% of FP17s for the same patient ID Re-attending between 3 & 9 months - Adults	1,659	2,560	64.8%	48.2%	51.5%	50.5%
% of FP17s for Band 1 Urgent Courses	109	3,122	3.5%	8.6%	8.0%	9.0%
% of FP17s Relating to Free Repair or Replacements	6	3,122	0.2%	0.7%	0.8%	0.8%
% of FP17s Relating to Continuations	83	3,122	2.7%	0.9%	1.1%	1.1%
% of Patients satisfied with the dentistry they have received	4	4	N/A	91.1%	91.6%	91.5%
% of Patients satisfied with the time they had to wait for an appointment	4	4	N/A	86.8%	88.3%	87.9%

* This is based on patients treated on this contract for their most recent course of treatment. Figures in italics indicate the base number of FP17s or Patient Questionnaire responses are less than 100. N/A is shown where the base number of responses is less than 10 during the period. % is calculated as Quantity/Base number*100

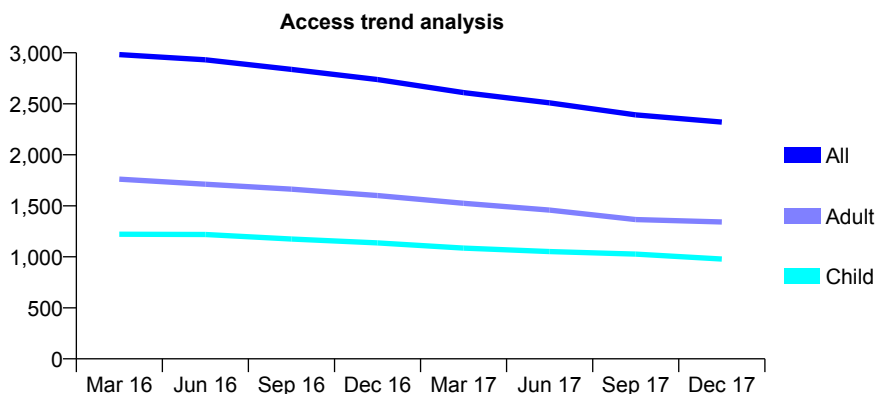
Q58 - Vital Signs At a Glance Contract Report for 102857/0001 - December 2017

Name or company name	PANSHANGER DENTAL PRACTICE
Contract type name	GDS Contract
Purpose of contract	General
Contract start date	01/12/2012
Contract end date	

17/18 Contracted general activity (UDA)	7,192
Carry forward general activity (UDA)	-144
17/18 Contracted orthodontic activity (UOA)	0
Carry forward orthodontic activity (UOA)	0
Baseline contract value	£171,426.57

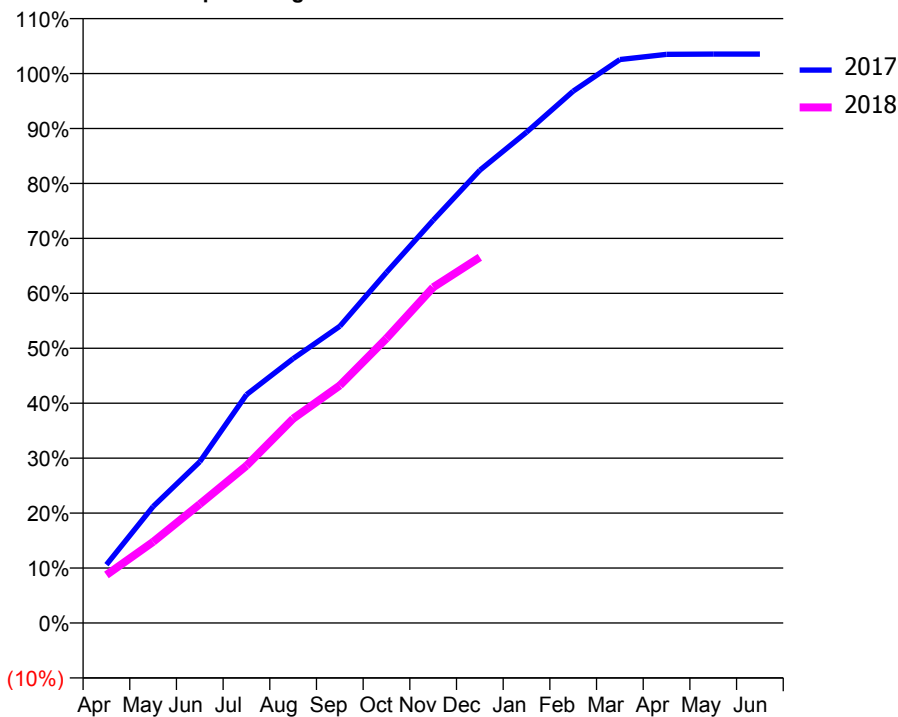
ACCESS*

Patients seen in 24 months	Total	Change since previous quarter
Quarter ending December 2016	2,738	
Quarter ending March 2017	2,610	↓
Quarter ending June 2017	2,509	↓
Quarter ending September 2017	2,392	↓
Quarter ending December 2017	2,321	↓
Variance since December 2016	(15.2%)	↓



ACTIVITY

Cumulative percentage of contracted UDA delivered 2017 & 2018



Month	Adjusted Scheduled Activity (UDA)	
	2017	2018
April	763	628
May	1,525	1,062
June	2,111	1,555
July	2,989	2,059
August	3,461	2,675
September	3,884	3,109
October	4,589	3,725
November	5,272	4,393
December	5,927	4,786
January	6,423	
February	6,961	
March	7,374	
April	7,443	
May	7,446	
June	7,446	

QUALITY

	Quantity	Base Number	Contract	AT	Region	England
% of FP17s for the same patient ID Re-attending within 3 months - Children	59	1,166	5.1%	11.0%	11.8%	12.0%
% of FP17s for the same patient ID Re-attending within 3 months - Adults	143	1,345	10.6%	14.5%	15.3%	15.9%
% of FP17s for the same patient ID Re-attending between 3 & 9 months - Children	808	1,166	69.3%	56.7%	59.1%	58.0%
% of FP17s for the same patient ID Re-attending between 3 & 9 months - Adults	845	1,345	62.8%	48.2%	51.5%	50.5%
% of FP17s for Band 1 Urgent Courses	132	2,491	5.3%	8.6%	8.0%	9.0%
% of FP17s Relating to Free Repair or Replacements	9	2,491	0.4%	0.7%	0.8%	0.8%
% of FP17s Relating to Continuations	6	2,491	0.2%	0.9%	1.1%	1.1%
% of Patients satisfied with the dentistry they have received	2	2	N/A	91.1%	91.6%	91.5%
% of Patients satisfied with the time they had to wait for an appointment	2	2	N/A	86.8%	88.3%	87.9%

* This is based on patients treated on this contract for their most recent course of treatment. Figures in italics indicate the base number of FP17s or Patient Questionnaire responses are less than 100. N/A is shown where the base number of responses is less than 10 during the period. % is calculated as Quantity/Base number*100

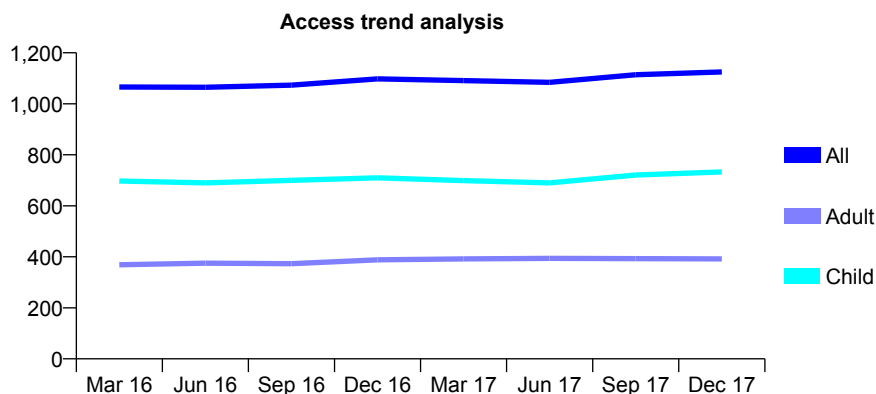
Q58 - Vital Signs At a Glance Contract Report for 104191/0001 - December 2017

Name or company name	Village Dental Practice Ltd
Contract type name	GDS Contract
Purpose of contract	General
Contract start date	01/09/2009
Contract end date	

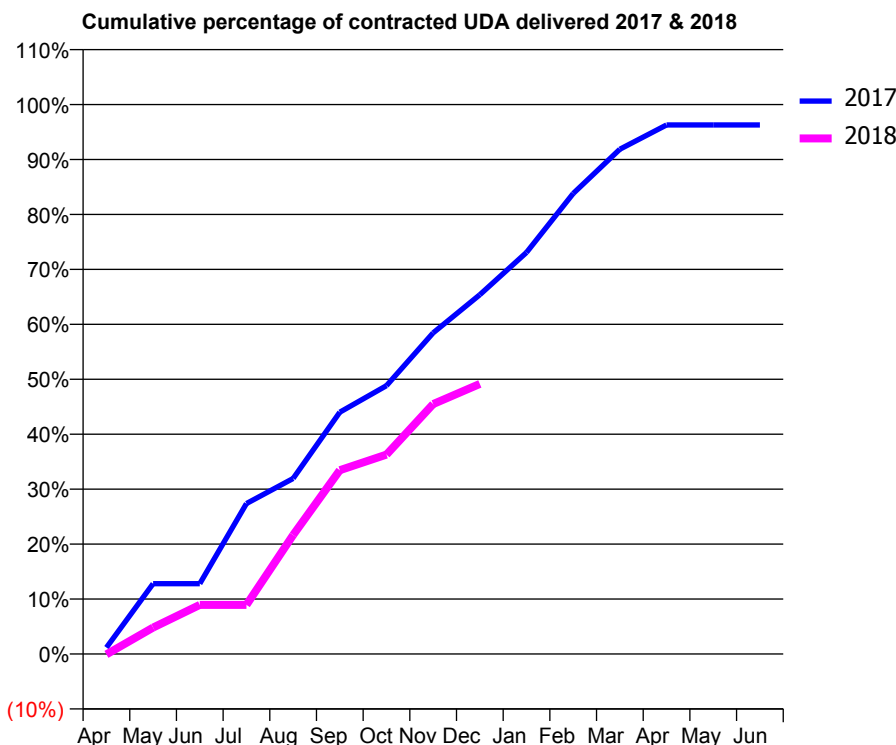
17/18 Contracted general activity (UDA)	2,700
Carry forward general activity (UDA)	100
17/18 Contracted orthodontic activity (UOA)	0
Carry forward orthodontic activity (UOA)	0
Baseline contract value	£67,795.85

ACCESS*

Patients seen in 24 months	Total	Change since previous quarter
Quarter ending December 2016	1,098	
Quarter ending March 2017	1,091	→
Quarter ending June 2017	1,084	→
Quarter ending September 2017	1,114	↑
Quarter ending December 2017	1,125	→
Variance since December 2016	2.5%	↑



ACTIVITY



Month	Adjusted Scheduled Activity (UDA)	
	2017	2018
April	32	-3
May	346	130
June	346	241
July	740	241
August	863	585
September	1,188	903
October	1,318	980
November	1,578	1,228
December	1,765	1,327
January	1,973	
February	2,263	
March	2,480	
April	2,600	
May	2,600	
June	2,600	

QUALITY

	Quantity	Base Number	Contract	AT	Region	England
% of FP17s for the same patient ID Re-attending within 3 months - Children	57	740	7.7%	11.0%	11.8%	12.0%
% of FP17s for the same patient ID Re-attending within 3 months - Adults	13	234	5.6%	14.5%	15.3%	15.9%
% of FP17s for the same patient ID Re-attending between 3 & 9 months - Children	417	740	56.4%	56.7%	59.1%	58.0%
% of FP17s for the same patient ID Re-attending between 3 & 9 months - Adults	111	234	47.4%	48.2%	51.5%	50.5%
% of FP17s for Band 1 Urgent Courses	26	926	2.8%	8.6%	8.0%	9.0%
% of FP17s Relating to Free Repair or Replacements	0	926	0.0%	0.7%	0.8%	0.8%
% of FP17s Relating to Continuations	16	926	1.7%	0.9%	1.1%	1.1%
% of Patients satisfied with the dentistry they have received	0	0	N/A	91.1%	91.6%	91.5%
% of Patients satisfied with the time they had to wait for an appointment	0	0	N/A	86.8%	88.3%	87.9%

* This is based on patients treated on this contract for their most recent course of treatment. Figures in italics indicate the base number of FP17s or Patient Questionnaire responses are less than 100. N/A is shown where the base number of responses is less than 10 during the period. % is calculated as Quantity/Base number*100

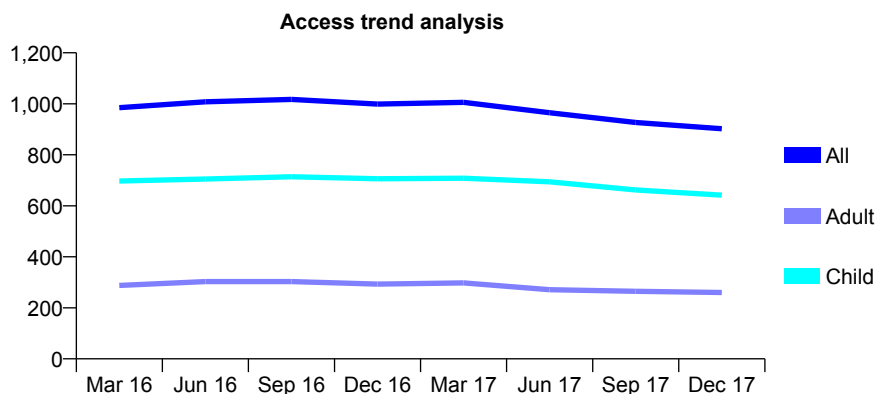
Q58 - Vital Signs At a Glance Contract Report for 104884/0001 - December 2017

Name or company name	Abacus Dental Care
Contract type name	GDS Contract
Purpose of contract	General
Contract start date	01/12/2014
Contract end date	

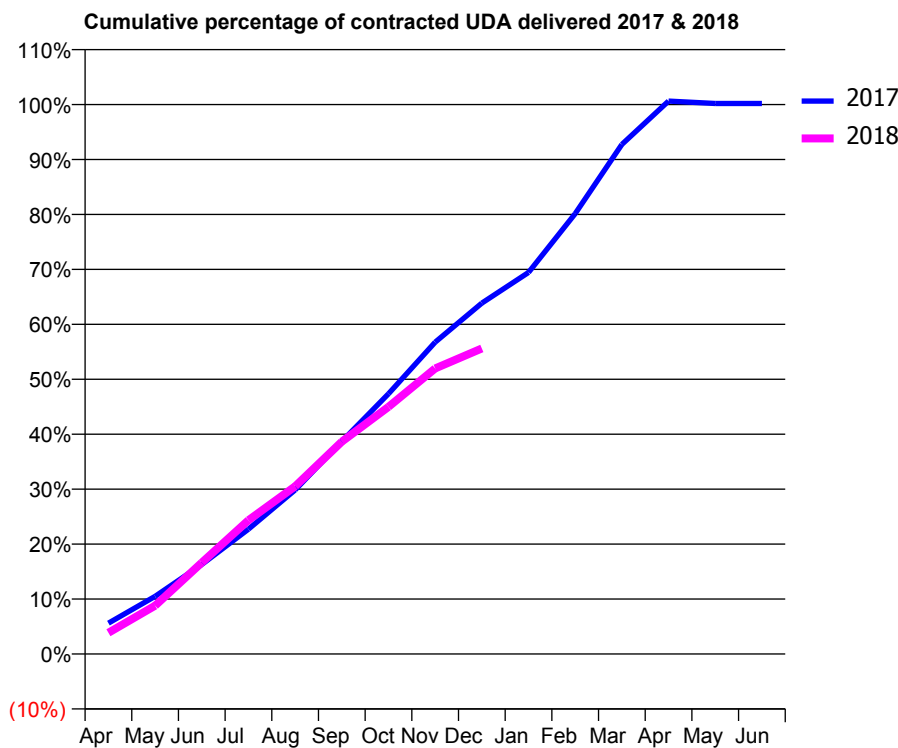
17/18 Contracted general activity (UDA)	2,777
Carry forward general activity (UDA)	-6
17/18 Contracted orthodontic activity (UOA)	0
Carry forward orthodontic activity (UOA)	0
Baseline contract value	£57,883.76

ACCESS*

Patients seen in 24 months	Total	Change since previous quarter
Quarter ending December 2016	999	
Quarter ending March 2017	1,006	→
Quarter ending June 2017	965	↓
Quarter ending September 2017	927	↓
Quarter ending December 2017	902	↓
Variance since December 2016	(9.7%)	↓



ACTIVITY



Month	Adjusted Scheduled Activity (UDA)	
	2017	2018
April	156	107
May	291	244
June	452	462
July	631	676
August	829	848
September	1,075	1,073
October	1,315	1,249
November	1,576	1,443
December	1,773	1,544
January	1,928	
February	2,225	
March	2,575	
April	2,794	
May	2,782	
June	2,782	

QUALITY

	Quantity	Base Number	Contract	AT	Region	England
% of FP17s for the same patient ID Re-attending within 3 months - Children	63	704	8.9%	11.0%	11.8%	12.0%
% of FP17s for the same patient ID Re-attending within 3 months - Adults	31	200	15.5%	14.5%	15.3%	15.9%
% of FP17s for the same patient ID Re-attending between 3 & 9 months - Children	454	704	64.5%	56.7%	59.1%	58.0%
% of FP17s for the same patient ID Re-attending between 3 & 9 months - Adults	115	200	57.5%	48.2%	51.5%	50.5%
% of FP17s for Band 1 Urgent Courses	47	844	5.6%	8.6%	8.0%	9.0%
% of FP17s Relating to Free Repair or Replacements	0	844	0.0%	0.7%	0.8%	0.8%
% of FP17s Relating to Continuations	5	844	0.6%	0.9%	1.1%	1.1%
% of Patients satisfied with the dentistry they have received	0	0	N/A	91.1%	91.6%	91.5%
% of Patients satisfied with the time they had to wait for an appointment	0	0	N/A	86.8%	88.3%	87.9%

* This is based on patients treated on this contract for their most recent course of treatment. Figures in italics indicate the base number of FP17s or Patient Questionnaire responses are less than 100. N/A is shown where the base number of responses is less than 10 during the period. % is calculated as Quantity/Base number*100

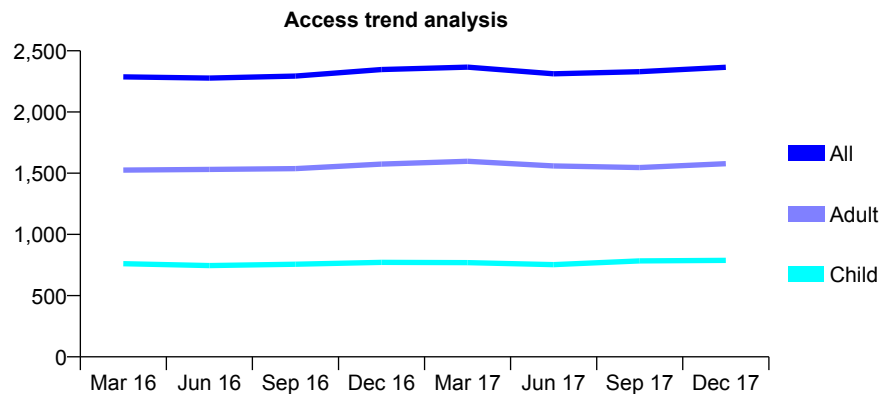
Q58 - Vital Signs At a Glance Contract Report for 105228/0001 - December 2017

Name or company name	Bancroft Dental Limited
Contract type name	GDS Contract
Purpose of contract	General
Contract start date	01/04/2009
Contract end date	

17/18 Contracted general activity (UDA)	6,300
Carry forward general activity (UDA)	-126
17/18 Contracted orthodontic activity (UOA)	0
Carry forward orthodontic activity (UOA)	0
Baseline contract value	£177,227.97

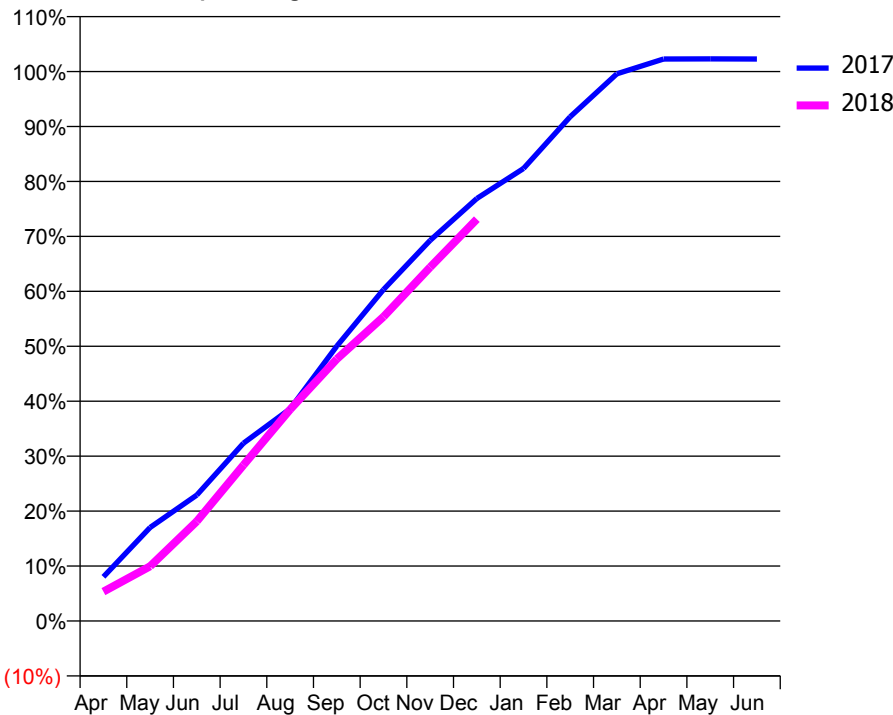
ACCESS*

Patients seen in 24 months	Total	Change since previous quarter
Quarter ending December 2016	2,347	
Quarter ending March 2017	2,367	→
Quarter ending June 2017	2,312	↓
Quarter ending September 2017	2,330	→
Quarter ending December 2017	2,366	→
Variance since December 2016	0.8%	→



ACTIVITY

Cumulative percentage of contracted UDA delivered 2017 & 2018



Month	Adjusted Scheduled Activity (UDA)	
	2017	2018
April	507	338
May	1,072	627
June	1,445	1,143
July	2,039	1,787
August	2,432	2,425
September	3,152	3,004
October	3,800	3,488
November	4,363	4,056
December	4,844	4,607
January	5,188	
February	5,781	
March	6,273	
April	6,443	
May	6,444	
June	6,443	

QUALITY

	Quantity	Base Number	Contract	AT	Region	England
% of FP17s for the same patient ID Re-attending within 3 months - Children	31	769	4.0%	11.0%	11.8%	12.0%
% of FP17s for the same patient ID Re-attending within 3 months - Adults	109	1,266	8.6%	14.5%	15.3%	15.9%
% of FP17s for the same patient ID Re-attending between 3 & 9 months - Children	397	769	51.6%	56.7%	59.1%	58.0%
% of FP17s for the same patient ID Re-attending between 3 & 9 months - Adults	516	1,266	40.8%	48.2%	51.5%	50.5%
% of FP17s for Band 1 Urgent Courses	129	1,969	6.6%	8.6%	8.0%	9.0%
% of FP17s Relating to Free Repair or Replacements	12	1,969	0.6%	0.7%	0.8%	0.8%
% of FP17s Relating to Continuations	3	1,969	0.2%	0.9%	1.1%	1.1%
% of Patients satisfied with the dentistry they have received	1	1	N/A	91.1%	91.6%	91.5%
% of Patients satisfied with the time they had to wait for an appointment	1	1	N/A	86.8%	88.3%	87.9%

* This is based on patients treated on this contract for their most recent course of treatment. Figures in italics indicate the base number of FP17s or Patient Questionnaire responses are less than 100. N/A is shown where the base number of responses is less than 10 during the period. % is calculated as Quantity/Base number*100

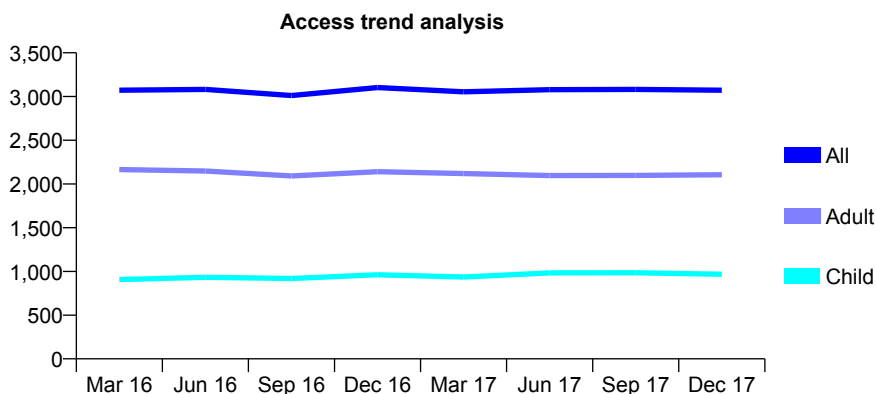
Q58 - Vital Signs At a Glance Contract Report for 105597/0001 - December 2017

Name or company name	Karz Ltd
Contract type name	GDS Contract
Purpose of contract	General
Contract start date	01/04/2007
Contract end date	

17/18 Contracted general activity (UDA)	7,100
Carry forward general activity (UDA)	-63
17/18 Contracted orthodontic activity (UOA)	0
Carry forward orthodontic activity (UOA)	0
Baseline contract value	£202,414.85

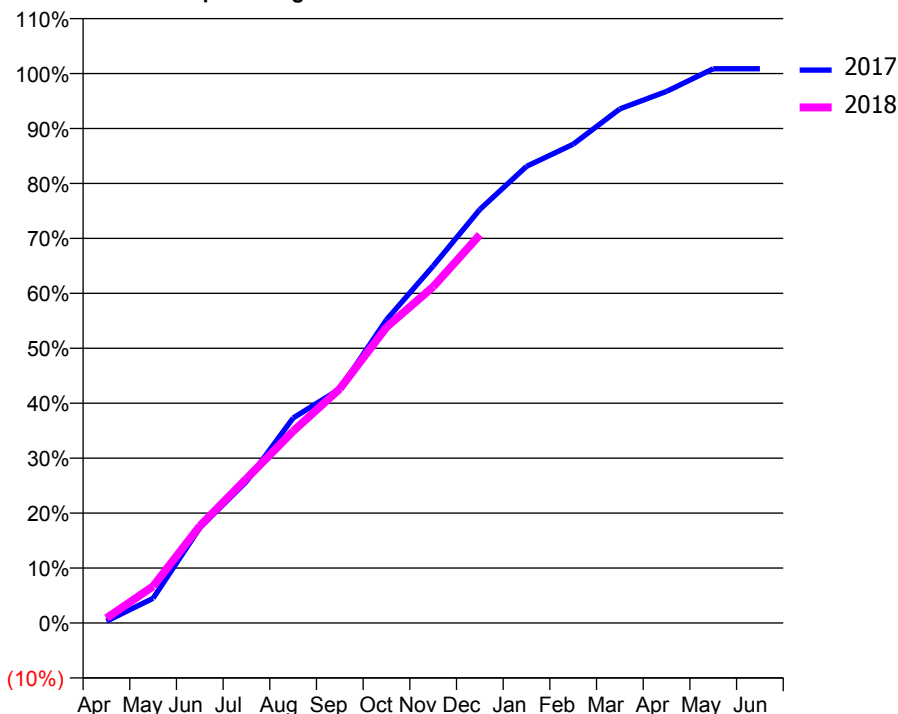
ACCESS*

Patients seen in 24 months	Total	Change since previous quarter
Quarter ending December 2016	3,103	
Quarter ending March 2017	3,054	↓
Quarter ending June 2017	3,079	→
Quarter ending September 2017	3,082	→
Quarter ending December 2017	3,072	→
Variance since December 2016	(1.0%)	→



ACTIVITY

Cumulative percentage of contracted UDA delivered 2017 & 2018



Month	Adjusted Scheduled Activity (UDA)	
	2017	2018
April	23	63
May	319	475
June	1,230	1,253
July	1,829	1,865
August	2,650	2,478
September	3,025	3,026
October	3,918	3,822
November	4,612	4,344
December	5,344	5,016
January	5,899	
February	6,185	
March	6,642	
April	6,869	
May	7,161	
June	7,162	

QUALITY

	Quantity	Base Number	Contract	AT	Region	England
% of FP17s for the same patient ID Re-attending within 3 months - Children	107	1,168	9.2%	11.0%	11.8%	12.0%
% of FP17s for the same patient ID Re-attending within 3 months - Adults	432	2,092	20.7%	14.5%	15.3%	15.9%
% of FP17s for the same patient ID Re-attending between 3 & 9 months - Children	694	1,168	59.4%	56.7%	59.1%	58.0%
% of FP17s for the same patient ID Re-attending between 3 & 9 months - Adults	675	2,092	32.3%	48.2%	51.5%	50.5%
% of FP17s for Band 1 Urgent Courses	389	2,420	16.1%	8.6%	8.0%	9.0%
% of FP17s Relating to Free Repair or Replacements	12	2,420	0.5%	0.7%	0.8%	0.8%
% of FP17s Relating to Continuations	16	2,420	0.7%	0.9%	1.1%	1.1%
% of Patients satisfied with the dentistry they have received	5	5	N/A	91.1%	91.6%	91.5%
% of Patients satisfied with the time they had to wait for an appointment	5	5	N/A	86.8%	88.3%	87.9%

* This is based on patients treated on this contract for their most recent course of treatment. Figures in italics indicate the base number of FP17s or Patient Questionnaire responses are less than 100. N/A is shown where the base number of responses is less than 10 during the period. % is calculated as Quantity/Base number*100

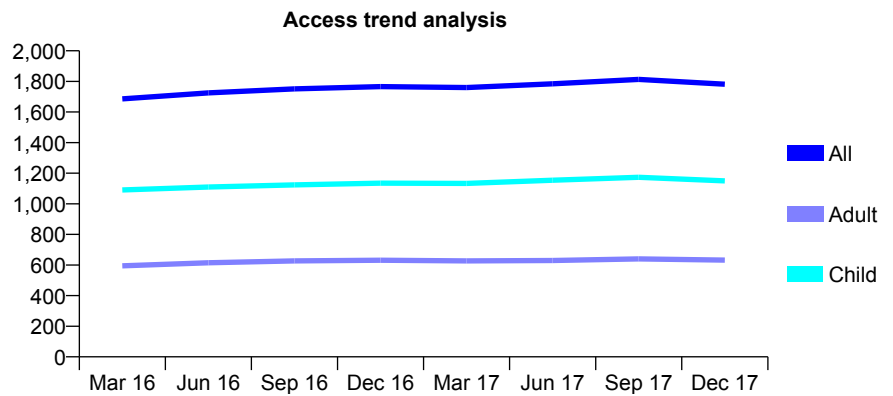
Q58 - Vital Signs At a Glance Contract Report for 105600/0001 - December 2017

Name or company name	The Shefford Dental Practice Ltd
Contract type name	GDS Contract
Purpose of contract	General
Contract start date	01/02/2013
Contract end date	

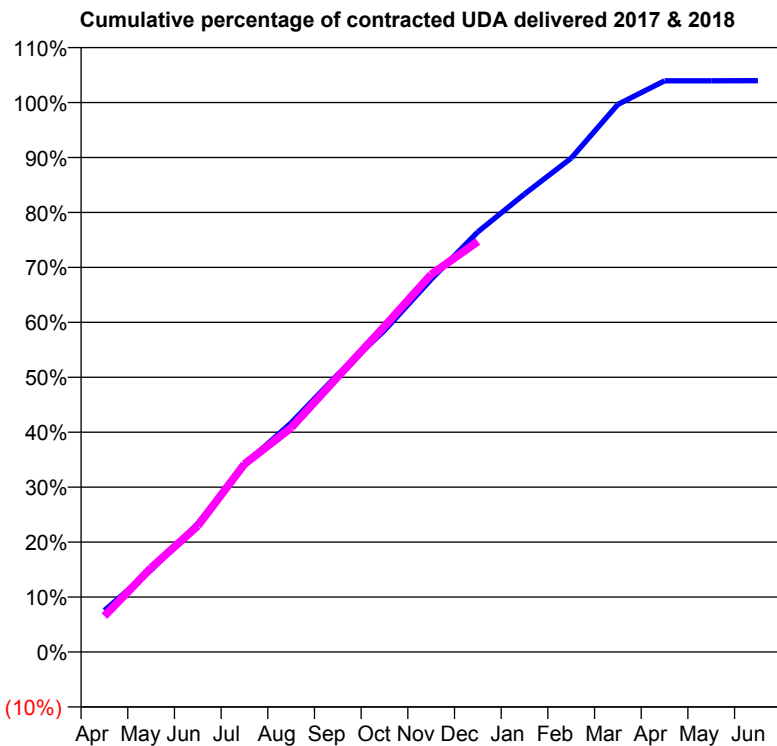
17/18 Contracted general activity (UDA)	3,592
Carry forward general activity (UDA)	-72
17/18 Contracted orthodontic activity (UOA)	0
Carry forward orthodontic activity (UOA)	0
Baseline contract value	£80,432.50

ACCESS*

Patients seen in 24 months	Total	Change since previous quarter
Quarter ending December 2016	1,766	
Quarter ending March 2017	1,760	→
Quarter ending June 2017	1,784	→
Quarter ending September 2017	1,813	→
Quarter ending December 2017	1,782	↓
Variance since December 2016	0.9%	→



ACTIVITY



Month	Adjusted Scheduled Activity (UDA)	
	2017	2018
April	272	235
May	536	550
June	840	825
July	1,226	1,229
August	1,498	1,466
September	1,814	1,800
October	2,102	2,129
November	2,436	2,468
December	2,747	2,684
January	2,994	
February	3,228	
March	3,579	
April	3,734	
May	3,734	
June	3,735	

QUALITY

	Quantity	Base Number	Contract	AT	Region	England
% of FP17s for the same patient ID Re-attending within 3 months - Children	115	1,500	7.7%	11.0%	11.8%	12.0%
% of FP17s for the same patient ID Re-attending within 3 months - Adults	50	522	9.6%	14.5%	15.3%	15.9%
% of FP17s for the same patient ID Re-attending between 3 & 9 months - Children	971	1,500	64.7%	56.7%	59.1%	58.0%
% of FP17s for the same patient ID Re-attending between 3 & 9 months - Adults	314	522	60.2%	48.2%	51.5%	50.5%
% of FP17s for Band 1 Urgent Courses	79	1,923	4.1%	8.6%	8.0%	9.0%
% of FP17s Relating to Free Repair or Replacements	0	1,923	0.0%	0.7%	0.8%	0.8%
% of FP17s Relating to Continuations	1	1,923	0.1%	0.9%	1.1%	1.1%
% of Patients satisfied with the dentistry they have received	1	1	N/A	91.1%	91.6%	91.5%
% of Patients satisfied with the time they had to wait for an appointment	1	1	N/A	86.8%	88.3%	87.9%

* This is based on patients treated on this contract for their most recent course of treatment. Figures in italics indicate the base number of FP17s or Patient Questionnaire responses are less than 100. N/A is shown where the base number of responses is less than 10 during the period. % is calculated as Quantity/Base number*100

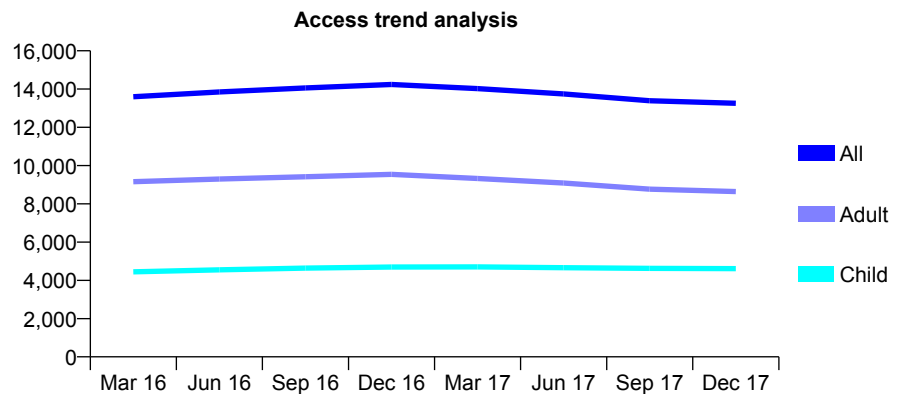
Q58 - Vital Signs At a Glance Contract Report for 106194/0001 - December 2017

Name or company name	Weston Favell Dental Surgery
Contract type name	GDS Contract
Purpose of contract	General
Contract start date	01/04/2006
Contract end date	

17/18 Contracted general activity (UDA)	42,552
Carry forward general activity (UDA)	347
17/18 Contracted orthodontic activity (UOA)	0
Carry forward orthodontic activity (UOA)	0
Baseline contract value	£1,134,746.92

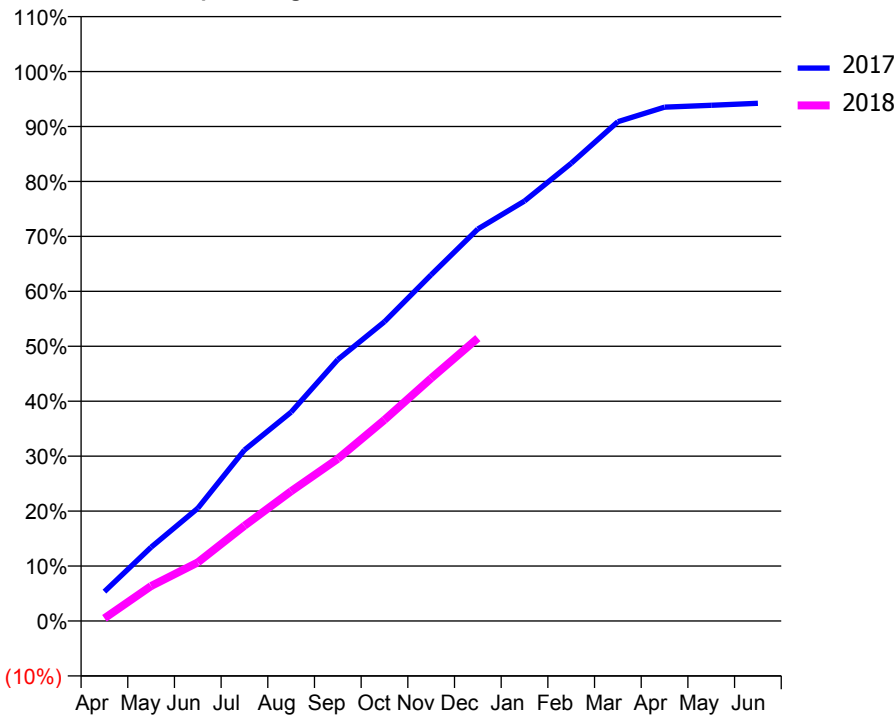
ACCESS*

Patients seen in 24 months	Total	Change since previous quarter
Quarter ending December 2016	14,237	
Quarter ending March 2017	14,026	↓
Quarter ending June 2017	13,744	↓
Quarter ending September 2017	13,390	↓
Quarter ending December 2017	13,255	↓
Variance since December 2016	(6.9%)	↓



ACTIVITY

Cumulative percentage of contracted UDA delivered 2017 & 2018



Month	Adjusted Scheduled Activity (UDA)	
	2017	2018
April	2,272	213
May	5,711	2,715
June	8,729	4,539
July	13,243	7,377
August	16,174	10,054
September	20,244	12,560
October	23,177	15,577
November	26,808	18,795
December	30,356	21,909
January	32,517	
February	35,439	
March	38,670	
April	39,795	
May	39,934	
June	40,093	

QUALITY

	Quantity	Base Number	Contract	AT	Region	England
% of FP17s for the same patient ID Re-attending within 3 months - Children	406	4,650	8.7%	11.0%	11.8%	12.0%
% of FP17s for the same patient ID Re-attending within 3 months - Adults	940	7,408	12.7%	14.5%	15.3%	15.9%
% of FP17s for the same patient ID Re-attending between 3 & 9 months - Children	2,516	4,650	54.1%	56.7%	59.1%	58.0%
% of FP17s for the same patient ID Re-attending between 3 & 9 months - Adults	3,871	7,408	52.3%	48.2%	51.5%	50.5%
% of FP17s for Band 1 Urgent Courses	882	10,837	8.1%	8.6%	8.0%	9.0%
% of FP17s Relating to Free Repair or Replacements	68	10,837	0.6%	0.7%	0.8%	0.8%
% of FP17s Relating to Continuations	40	10,837	0.4%	0.9%	1.1%	1.1%
% of Patients satisfied with the dentistry they have received	5	7	N/A	91.1%	91.6%	91.5%
% of Patients satisfied with the time they had to wait for an appointment	4	7	N/A	86.8%	88.3%	87.9%

* This is based on patients treated on this contract for their most recent course of treatment. Figures in italics indicate the base number of FP17s or Patient Questionnaire responses are less than 100. N/A is shown where the base number of responses is less than 10 during the period. % is calculated as Quantity/Base number*100

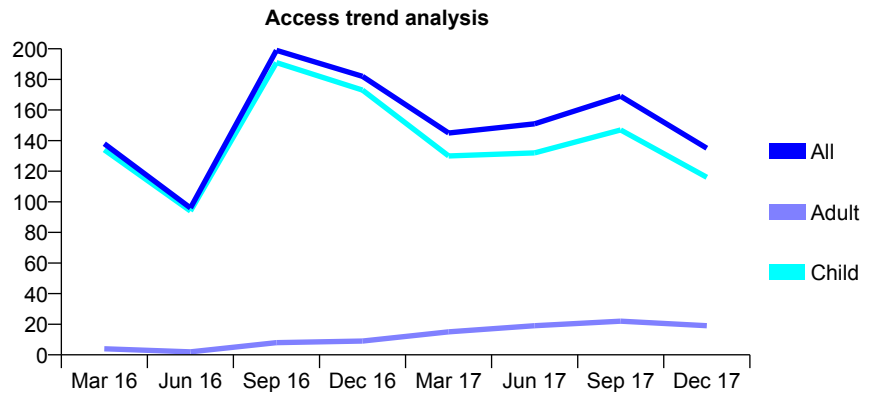
Q58 - Vital Signs At a Glance Contract Report for 106194/0002 - December 2017

Name or company name	Weston Favell Dental Surgery
Contract type name	GDS Contract
Purpose of contract	General
Contract start date	01/04/2006
Contract end date	

17/18 Contracted general activity (UDA)	4,500
Carry forward general activity (UDA)	0
17/18 Contracted orthodontic activity (UOA)	0
Carry forward orthodontic activity (UOA)	0
Baseline contract value	£166,265.22

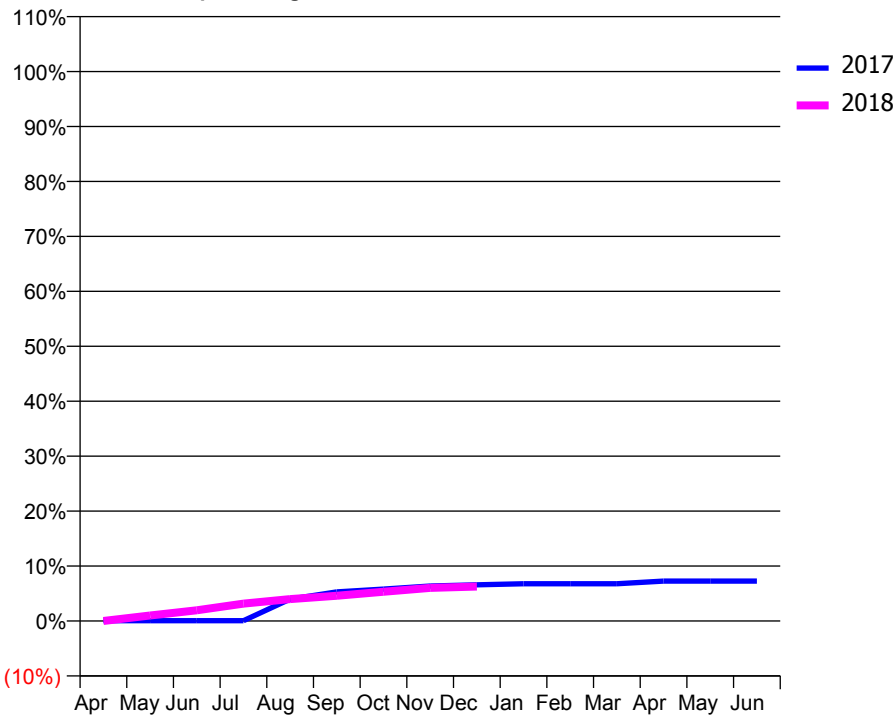
ACCESS*

Patients seen in 24 months	Total	Change since previous quarter
Quarter ending December 2016	182	
Quarter ending March 2017	145	↓
Quarter ending June 2017	151	↑
Quarter ending September 2017	169	↑
Quarter ending December 2017	135	↓
Variance since December 2016	(25.8%)	↓



ACTIVITY

Cumulative percentage of contracted UDA delivered 2017 & 2018



Month	Adjusted Scheduled Activity (UDA)	
	2017	2018
April	3	0
May	3	45
June	3	88
July	3	142
August	180	179
September	239	207
October	261	239
November	287	271
December	297	283
January	305	
February	305	
March	305	
April	327	
May	327	
June	327	

QUALITY

	Quantity	Base Number	Contract	AT	Region	England
% of FP17s for the same patient ID Re-attending within 3 months - Children	9	149	6.0%	11.0%	11.8%	12.0%
% of FP17s for the same patient ID Re-attending within 3 months - Adults	0	3	0.0%	14.5%	15.3%	15.9%
% of FP17s for the same patient ID Re-attending between 3 & 9 months - Children	17	149	11.4%	56.7%	59.1%	58.0%
% of FP17s for the same patient ID Re-attending between 3 & 9 months - Adults	0	3	0.0%	48.2%	51.5%	50.5%
% of FP17s for Band 1 Urgent Courses	3	136	2.2%	8.6%	8.0%	9.0%
% of FP17s Relating to Free Repair or Replacements	0	136	0.0%	0.7%	0.8%	0.8%
% of FP17s Relating to Continuations	0	136	0.0%	0.9%	1.1%	1.1%
% of Patients satisfied with the dentistry they have received	0	0	N/A	91.1%	91.6%	91.5%
% of Patients satisfied with the time they had to wait for an appointment	0	0	N/A	86.8%	88.3%	87.9%

* This is based on patients treated on this contract for their most recent course of treatment. Figures in italics indicate the base number of FP17s or Patient Questionnaire responses are less than 100. N/A is shown where the base number of responses is less than 10 during the period. % is calculated as Quantity/Base number*100

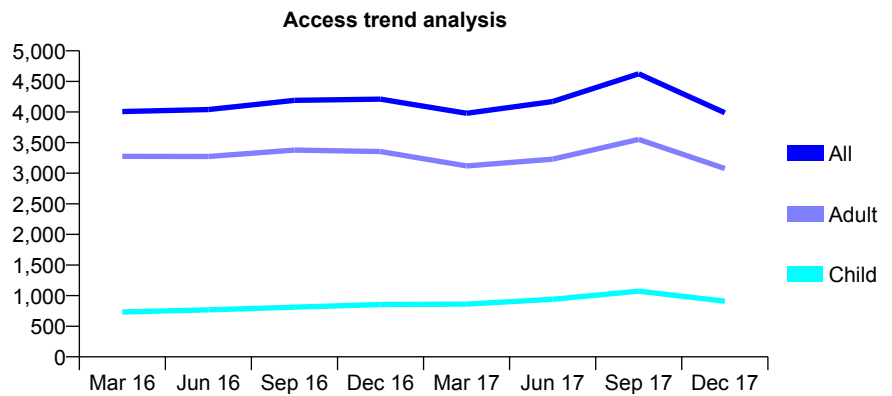
Q58 - Vital Signs At a Glance Contract Report for 106259/0001 - December 2017

Name or company name	Mr S Mehra and Mr A Khetia
Contract type name	GDS Contract
Purpose of contract	General
Contract start date	28/05/2014
Contract end date	

17/18 Contracted general activity (UDA)	11,262
Carry forward general activity (UDA)	-69
17/18 Contracted orthodontic activity (UOA)	0
Carry forward orthodontic activity (UOA)	0
Baseline contract value	£212,908.17

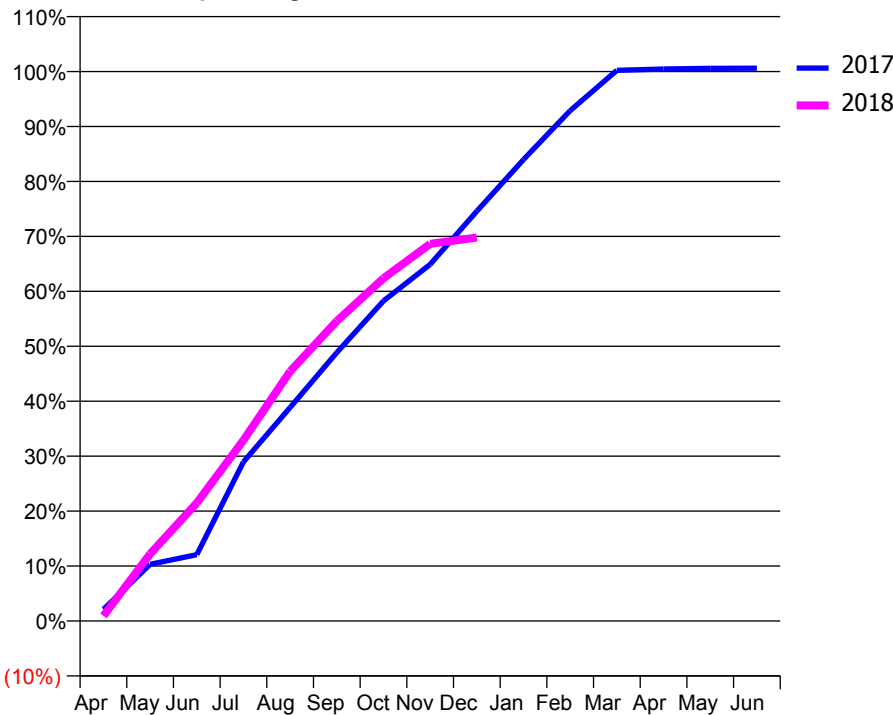
ACCESS*

Patients seen in 24 months	Total	Change since previous quarter
Quarter ending December 2016	4,211	
Quarter ending March 2017	3,979	↓
Quarter ending June 2017	4,170	↑
Quarter ending September 2017	4,624	↑
Quarter ending December 2017	3,987	↓
Variance since December 2016	(5.3%)	↓



ACTIVITY

Cumulative percentage of contracted UDA delivered 2017 & 2018



Month	Adjusted Scheduled Activity (UDA)	
	2017	2018
April	238	105
May	1,163	1,375
June	1,361	2,419
July	3,261	3,708
August	4,377	5,117
September	5,502	6,148
October	6,560	7,026
November	7,310	7,731
December	8,399	7,858
January	9,458	
February	10,462	
March	11,286	
April	11,313	
May	11,328	
June	11,331	

QUALITY

	Quantity	Base Number	Contract	AT	Region	England
% of FP17s for the same patient ID Re-attending within 3 months - Children	57	1,090	5.2%	11.0%	11.8%	12.0%
% of FP17s for the same patient ID Re-attending within 3 months - Adults	346	3,349	10.3%	14.5%	15.3%	15.9%
% of FP17s for the same patient ID Re-attending between 3 & 9 months - Children	461	1,090	42.3%	56.7%	59.1%	58.0%
% of FP17s for the same patient ID Re-attending between 3 & 9 months - Adults	1,350	3,349	40.3%	48.2%	51.5%	50.5%
% of FP17s for Band 1 Urgent Courses	323	4,418	7.3%	8.6%	8.0%	9.0%
% of FP17s Relating to Free Repair or Replacements	47	4,418	1.1%	0.7%	0.8%	0.8%
% of FP17s Relating to Continuations	12	4,418	0.3%	0.9%	1.1%	1.1%
% of Patients satisfied with the dentistry they have received	8	8	N/A	91.1%	91.6%	91.5%
% of Patients satisfied with the time they had to wait for an appointment	7	8	N/A	86.8%	88.3%	87.9%

* This is based on patients treated on this contract for their most recent course of treatment. Figures in italics indicate the base number of FP17s or Patient Questionnaire responses are less than 100. N/A is shown where the base number of responses is less than 10 during the period. % is calculated as Quantity/Base number*100

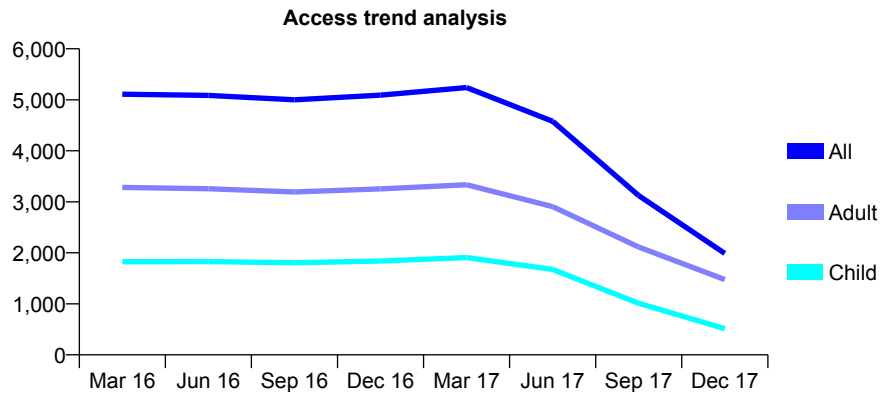
Q58 - Vital Signs At a Glance Contract Report for 107573/0001 - December 2017

Name or company name	Mr S Bhandal
Contract type name	GDS Contract
Purpose of contract	General
Contract start date	11/02/2014
Contract end date	18/05/2017

17/18 Contracted general activity (UDA)	1,702
Carry forward general activity (UDA)	0
17/18 Contracted orthodontic activity (UOA)	0
Carry forward orthodontic activity (UOA)	0
Baseline contract value	£49,483.81

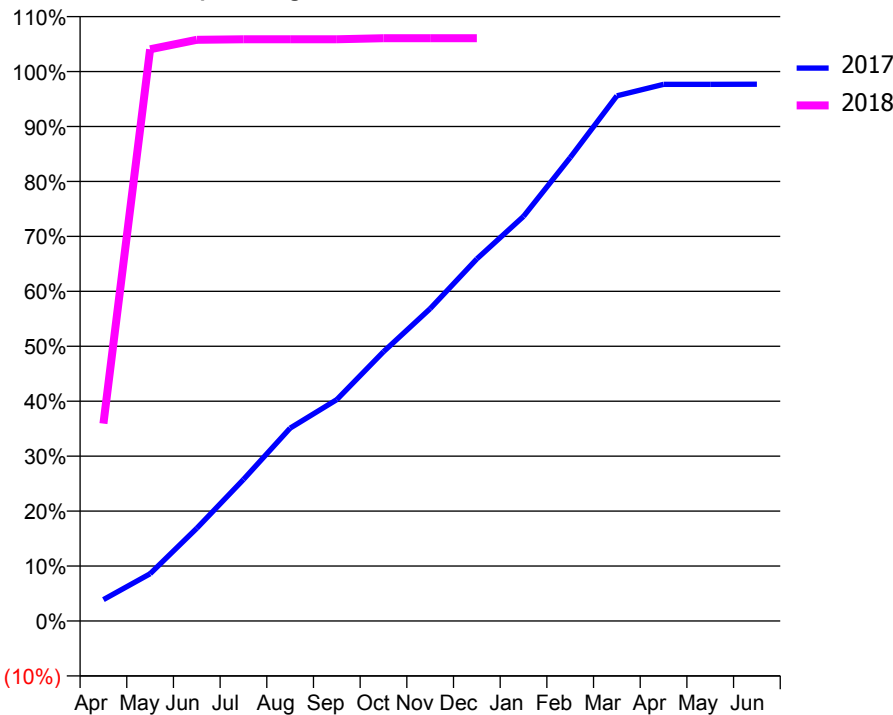
ACCESS*

Patients seen in 24 months	Total	Change since previous quarter
Quarter ending December 2016	5,092	
Quarter ending March 2017	5,240	↑
Quarter ending June 2017	4,580	↓
Quarter ending September 2017	3,124	↓
Quarter ending December 2017	1,989	↓
Variance since December 2016	(60.9%)	↓



ACTIVITY

Cumulative percentage of contracted UDA delivered 2017 & 2018



Month	Adjusted Scheduled Activity (UDA)	
	2017	2018
April	505	612
May	1,111	1,771
June	2,180	1,800
July	3,330	1,802
August	4,537	1,802
September	5,208	1,802
October	6,333	1,805
November	7,348	1,805
December	8,518	1,805
January	9,516	
February	10,899	
March	12,353	
April	12,621	
May	12,622	
June	12,624	

QUALITY

	Quantity	Base Number	Contract	AT	Region	England
% of FP17s for the same patient ID Re-attending within 3 months - Children	22	394	5.6%	11.0%	11.8%	12.0%
% of FP17s for the same patient ID Re-attending within 3 months - Adults	59	538	11.0%	14.5%	15.3%	15.9%
% of FP17s for the same patient ID Re-attending between 3 & 9 months - Children	135	394	34.3%	56.7%	59.1%	58.0%
% of FP17s for the same patient ID Re-attending between 3 & 9 months - Adults	183	538	34.0%	48.2%	51.5%	50.5%
% of FP17s for Band 1 Urgent Courses	60	850	7.1%	8.6%	8.0%	9.0%
% of FP17s Relating to Free Repair or Replacements	2	850	0.2%	0.7%	0.8%	0.8%
% of FP17s Relating to Continuations	3	850	0.4%	0.9%	1.1%	1.1%
% of Patients satisfied with the dentistry they have received	0	1	N/A	91.1%	91.6%	91.5%
% of Patients satisfied with the time they had to wait for an appointment	0	1	N/A	86.8%	88.3%	87.9%

* This is based on patients treated on this contract for their most recent course of treatment. Figures in italics indicate the base number of FP17s or Patient Questionnaire responses are less than 100. N/A is shown where the base number of responses is less than 10 during the period. % is calculated as Quantity/Base number*100

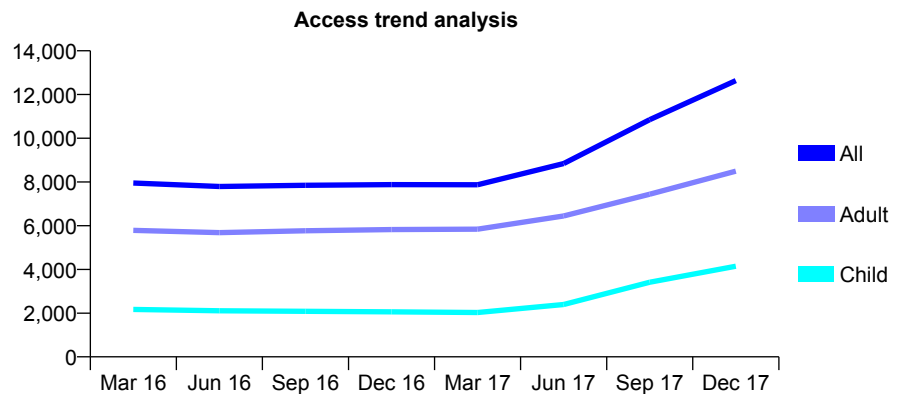
Q58 - Vital Signs At a Glance Contract Report for 107573/0002 - December 2017

Name or company name	Mr S Bhandal
Contract type name	GDS Contract
Purpose of contract	General
Contract start date	11/02/2014
Contract end date	

17/18 Contracted general activity (UDA)	38,646
Carry forward general activity (UDA)	0
17/18 Contracted orthodontic activity (UOA)	0
Carry forward orthodontic activity (UOA)	0
Baseline contract value	£1,241,949.75

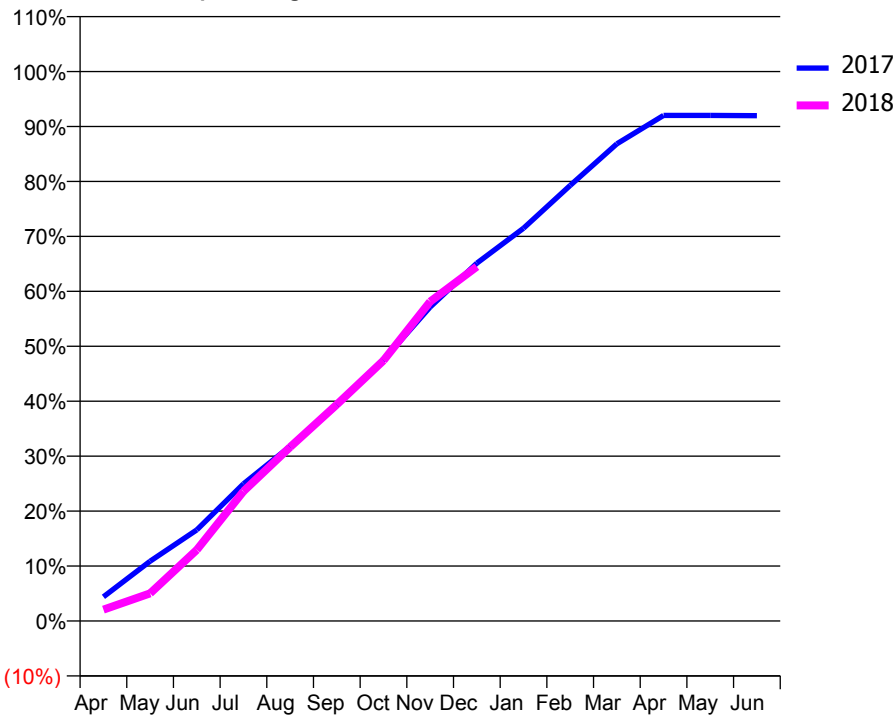
ACCESS*

Patients seen in 24 months	Total	Change since previous quarter
Quarter ending December 2016	7,879	
Quarter ending March 2017	7,873	→
Quarter ending June 2017	8,843	↑
Quarter ending September 2017	10,852	↑
Quarter ending December 2017	12,639	↑
Variance since December 2016	60.4%	↑



ACTIVITY

Cumulative percentage of contracted UDA delivered 2017 & 2018



Month	Adjusted Scheduled Activity (UDA)	
	2017	2018
April	944	801
May	2,333	1,949
June	3,554	5,005
July	5,353	9,124
August	6,820	12,233
September	8,412	15,222
October	10,186	18,321
November	12,254	22,465
December	13,964	24,926
January	15,329	
February	16,998	
March	18,621	
April	19,731	
May	19,730	
June	19,719	

QUALITY

	Quantity	Base Number	Contract	AT	Region	England
% of FP17s for the same patient ID Re-attending within 3 months - Children	228	4,444	5.1%	11.0%	11.8%	12.0%
% of FP17s for the same patient ID Re-attending within 3 months - Adults	786	7,832	10.0%	14.5%	15.3%	15.9%
% of FP17s for the same patient ID Re-attending between 3 & 9 months - Children	1,090	4,444	24.5%	56.7%	59.1%	58.0%
% of FP17s for the same patient ID Re-attending between 3 & 9 months - Adults	1,984	7,832	25.3%	48.2%	51.5%	50.5%
% of FP17s for Band 1 Urgent Courses	1,015	11,842	8.6%	8.6%	8.0%	9.0%
% of FP17s Relating to Free Repair or Replacements	73	11,842	0.6%	0.7%	0.8%	0.8%
% of FP17s Relating to Continuations	25	11,842	0.2%	0.9%	1.1%	1.1%
% of Patients satisfied with the dentistry they have received	6	7	N/A	91.1%	91.6%	91.5%
% of Patients satisfied with the time they had to wait for an appointment	3	7	N/A	86.8%	88.3%	87.9%

* This is based on patients treated on this contract for their most recent course of treatment. Figures in italics indicate the base number of FP17s or Patient Questionnaire responses are less than 100. N/A is shown where the base number of responses is less than 10 during the period. % is calculated as Quantity/Base number*100

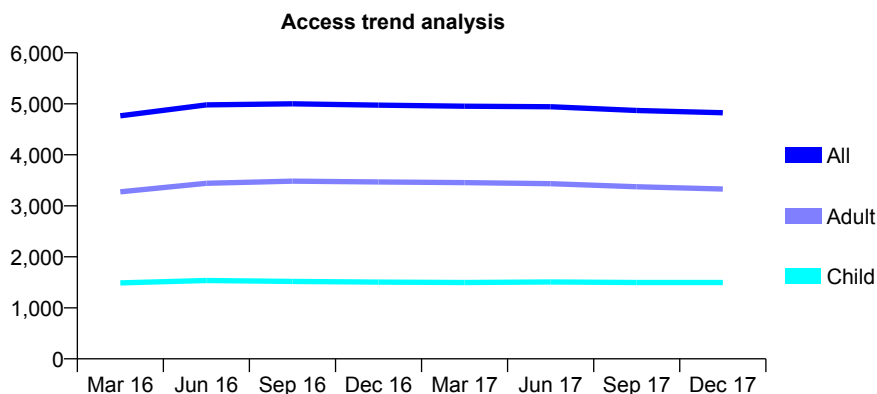
Q58 - Vital Signs At a Glance Contract Report for 107581/0001 - December 2017

Name or company name	Mr R Naidoo and Mrs S Naidoo
Contract type name	GDS Contract
Purpose of contract	General
Contract start date	01/04/2006
Contract end date	

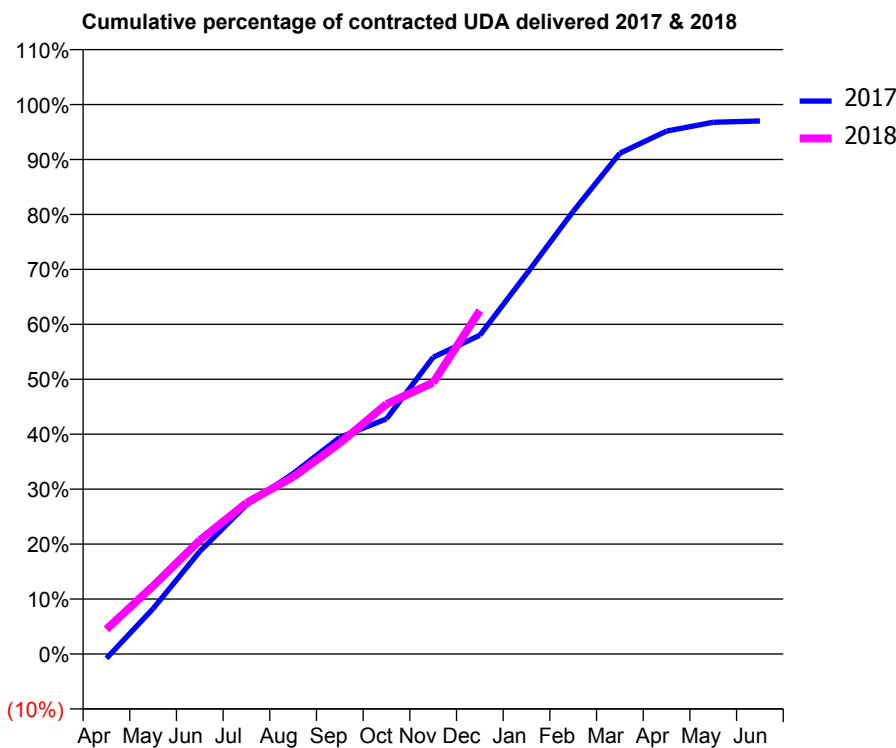
17/18 Contracted general activity (UDA)	7,404
Carry forward general activity (UDA)	-148
17/18 Contracted orthodontic activity (UOA)	0
Carry forward orthodontic activity (UOA)	0
Baseline contract value	£190,892.78

ACCESS*

Patients seen in 24 months	Total	Change since previous quarter
Quarter ending December 2016	4,973	
Quarter ending March 2017	4,953	→
Quarter ending June 2017	4,942	→
Quarter ending September 2017	4,869	↓
Quarter ending December 2017	4,826	→
Variance since December 2016	(3.0%)	↓



ACTIVITY



Month	Adjusted Scheduled Activity (UDA)	
	2017	2018
April	-60	334
May	612	917
June	1,383	1,533
July	2,010	2,037
August	2,432	2,385
September	2,919	2,841
October	3,169	3,369
November	3,999	3,658
December	4,295	4,627
January	5,121	
February	5,963	
March	6,748	
April	7,046	
May	7,165	
June	7,182	

QUALITY

	Quantity	Base Number	Contract	AT	Region	England
% of FP17s for the same patient ID Re-attending within 3 months - Children	87	1,062	8.2%	11.0%	11.8%	12.0%
% of FP17s for the same patient ID Re-attending within 3 months - Adults	231	2,170	10.6%	14.5%	15.3%	15.9%
% of FP17s for the same patient ID Re-attending between 3 & 9 months - Children	364	1,062	34.3%	56.7%	59.1%	58.0%
% of FP17s for the same patient ID Re-attending between 3 & 9 months - Adults	696	2,170	32.1%	48.2%	51.5%	50.5%
% of FP17s for Band 1 Urgent Courses	158	2,480	6.4%	8.6%	8.0%	9.0%
% of FP17s Relating to Free Repair or Replacements	11	2,480	0.4%	0.7%	0.8%	0.8%
% of FP17s Relating to Continuations	1	2,480	0.0%	0.9%	1.1%	1.1%
% of Patients satisfied with the dentistry they have received	3	3	N/A	91.1%	91.6%	91.5%
% of Patients satisfied with the time they had to wait for an appointment	3	3	N/A	86.8%	88.3%	87.9%

* This is based on patients treated on this contract for their most recent course of treatment. Figures in italics indicate the base number of FP17s or Patient Questionnaire responses are less than 100. N/A is shown where the base number of responses is less than 10 during the period. % is calculated as Quantity/Base number*100

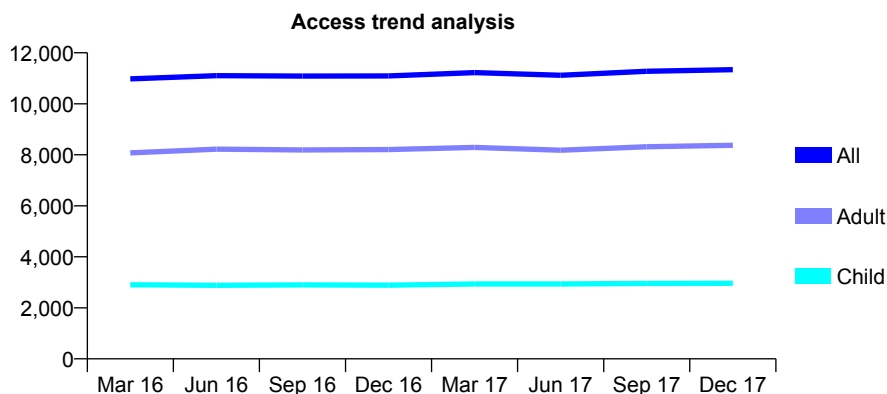
Q58 - Vital Signs At a Glance Contract Report for 108561/0001 - December 2017

Name or company name	Stevenage Dental Practice
Contract type name	GDS Contract
Purpose of contract	General
Contract start date	01/04/2006
Contract end date	

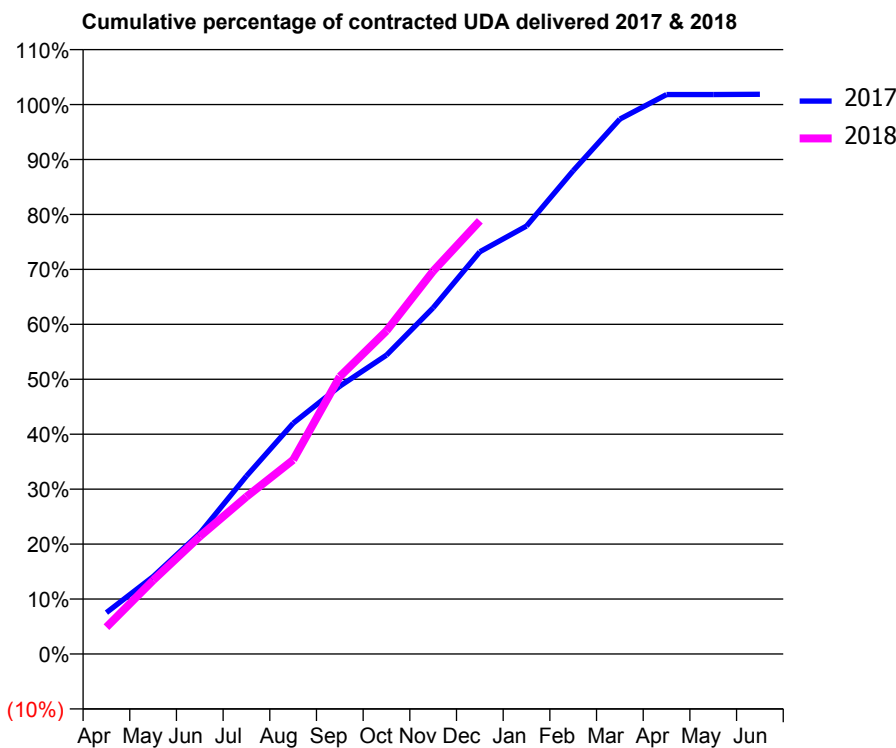
17/18 Contracted general activity (UDA)	28,940
Carry forward general activity (UDA)	-539
17/18 Contracted orthodontic activity (UOA)	0
Carry forward orthodontic activity (UOA)	0
Baseline contract value	£793,515.69

ACCESS*

Patients seen in 24 months	Total	Change since previous quarter
Quarter ending December 2016	11,094	
Quarter ending March 2017	11,222	→
Quarter ending June 2017	11,118	→
Quarter ending September 2017	11,274	→
Quarter ending December 2017	11,336	→
Variance since December 2016	2.2%	↑



ACTIVITY



Month	Adjusted Scheduled Activity (UDA)	
	2017	2018
April	2,180	1,413
May	4,079	3,878
June	6,360	6,191
July	9,369	8,284
August	12,155	10,223
September	14,107	14,609
October	15,741	17,021
November	18,237	20,163
December	21,185	22,813
January	22,542	
February	25,458	
March	28,175	
April	29,464	
May	29,461	
June	29,479	

QUALITY

	Quantity	Base Number	Contract	AT	Region	England
% of FP17s for the same patient ID Re-attending within 3 months - Children	158	2,907	5.4%	11.0%	11.8%	12.0%
% of FP17s for the same patient ID Re-attending within 3 months - Adults	1,043	7,302	14.3%	14.5%	15.3%	15.9%
% of FP17s for the same patient ID Re-attending between 3 & 9 months - Children	1,467	2,907	50.5%	56.7%	59.1%	58.0%
% of FP17s for the same patient ID Re-attending between 3 & 9 months - Adults	2,707	7,302	37.1%	48.2%	51.5%	50.5%
% of FP17s for Band 1 Urgent Courses	1,083	9,625	11.3%	8.6%	8.0%	9.0%
% of FP17s Relating to Free Repair or Replacements	21	9,625	0.2%	0.7%	0.8%	0.8%
% of FP17s Relating to Continuations	84	9,625	0.9%	0.9%	1.1%	1.1%
% of Patients satisfied with the dentistry they have received	18	21	85.7%	91.1%	91.6%	91.5%
% of Patients satisfied with the time they had to wait for an appointment	17	21	81.0%	86.8%	88.3%	87.9%

* This is based on patients treated on this contract for their most recent course of treatment. Figures in italics indicate the base number of FP17s or Patient Questionnaire responses are less than 100. N/A is shown where the base number of responses is less than 10 during the period. % is calculated as Quantity/Base number*100

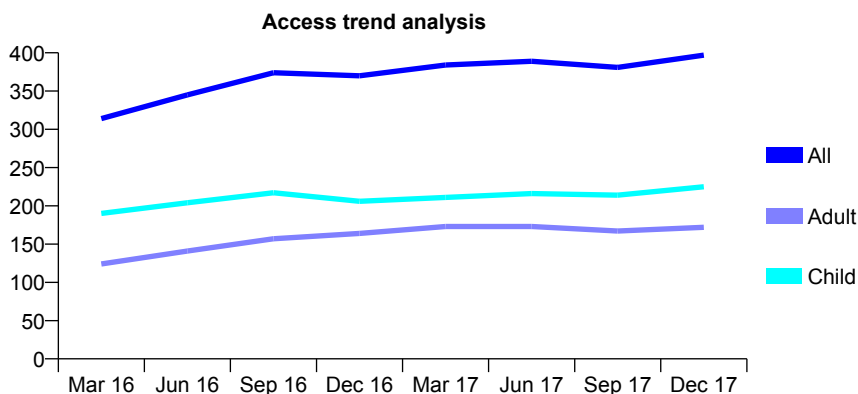
Q58 - Vital Signs At a Glance Contract Report for 109908/0001 - December 2017

Name or company name	Tailored Dental Care
Contract type name	GDS Contract
Purpose of contract	General
Contract start date	01/05/2015
Contract end date	

17/18 Contracted general activity (UDA)	1,524
Carry forward general activity (UDA)	-20
17/18 Contracted orthodontic activity (UOA)	0
Carry forward orthodontic activity (UOA)	0
Baseline contract value	£36,432.87

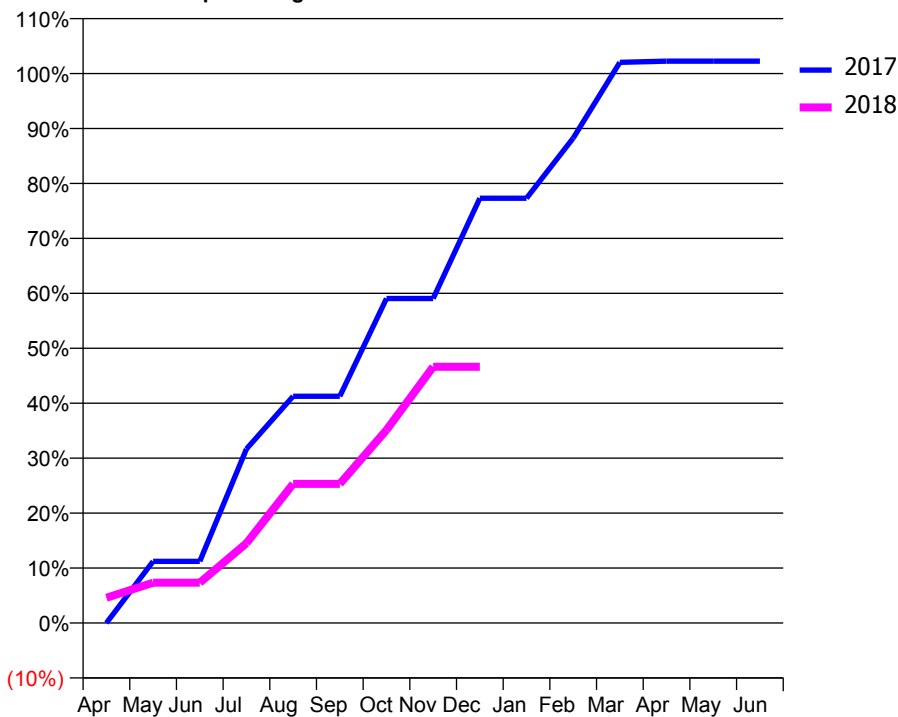
ACCESS*

Patients seen in 24 months	Total	Change since previous quarter
Quarter ending December 2016	370	
Quarter ending March 2017	384	↑
Quarter ending June 2017	389	→
Quarter ending September 2017	381	↓
Quarter ending December 2017	397	↑
Variance since December 2016	7.3%	↑



ACTIVITY

Cumulative percentage of contracted UDA delivered 2017 & 2018



Month	Adjusted Scheduled Activity (UDA)	
	2017	2018
April	0	70
May	112	112
June	112	112
July	317	221
August	413	386
September	413	386
October	591	535
November	591	711
December	773	711
January	773	
February	882	
March	1,020	
April	1,022	
May	1,022	
June	1,022	

QUALITY

	Quantity	Base Number	Contract	AT	Region	England
% of FP17s for the same patient ID Re-attending within 3 months - Children	13	229	5.7%	11.0%	11.8%	12.0%
% of FP17s for the same patient ID Re-attending within 3 months - Adults	13	130	10.0%	14.5%	15.3%	15.9%
% of FP17s for the same patient ID Re-attending between 3 & 9 months - Children	134	229	58.5%	56.7%	59.1%	58.0%
% of FP17s for the same patient ID Re-attending between 3 & 9 months - Adults	82	130	63.1%	48.2%	51.5%	50.5%
% of FP17s for Band 1 Urgent Courses	8	358	2.2%	8.6%	8.0%	9.0%
% of FP17s Relating to Free Repair or Replacements	0	358	0.0%	0.7%	0.8%	0.8%
% of FP17s Relating to Continuations	0	358	0.0%	0.9%	1.1%	1.1%
% of Patients satisfied with the dentistry they have received	0	0	N/A	91.1%	91.6%	91.5%
% of Patients satisfied with the time they had to wait for an appointment	0	0	N/A	86.8%	88.3%	87.9%

* This is based on patients treated on this contract for their most recent course of treatment. Figures in italics indicate the base number of FP17s or Patient Questionnaire responses are less than 100. N/A is shown where the base number of responses is less than 10 during the period. % is calculated as Quantity/Base number*100

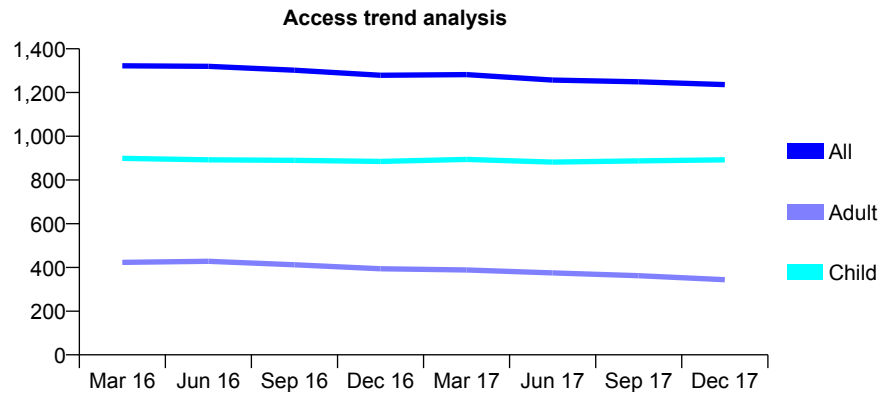
Q58 - Vital Signs At a Glance Contract Report for 110280/0001 - December 2017

Name or company name	Purleys Dental Care
Contract type name	GDS Contract
Purpose of contract	General
Contract start date	01/04/2006
Contract end date	

17/18 Contracted general activity (UDA)	5,890
Carry forward general activity (UDA)	-59
17/18 Contracted orthodontic activity (UOA)	0
Carry forward orthodontic activity (UOA)	0
Baseline contract value	£169,958.25

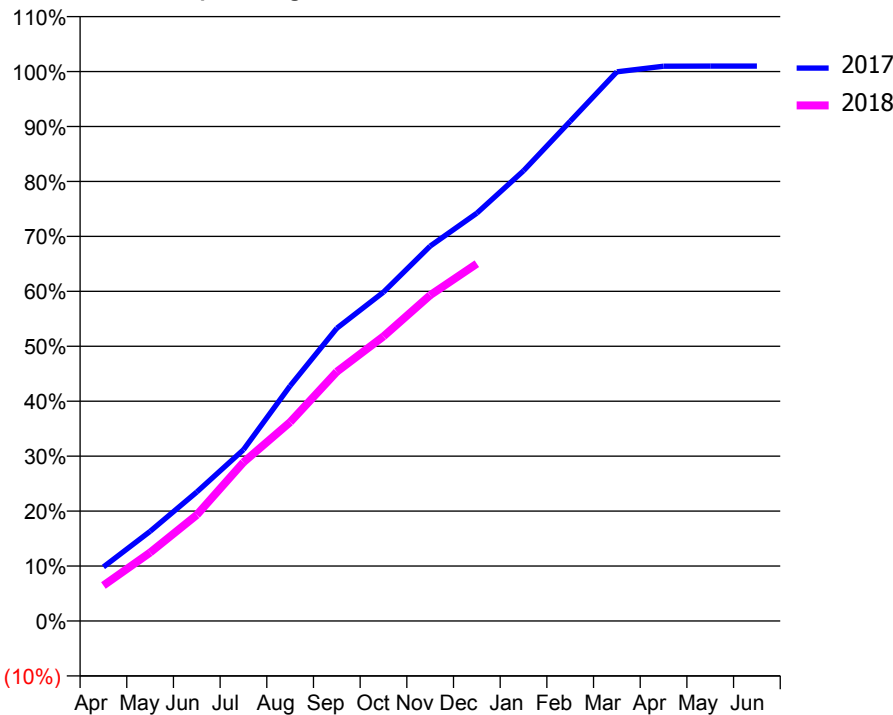
ACCESS*

Patients seen in 24 months	Total	Change since previous quarter
Quarter ending December 2016	1,279	
Quarter ending March 2017	1,282	→
Quarter ending June 2017	1,257	↓
Quarter ending September 2017	1,249	→
Quarter ending December 2017	1,236	↓
Variance since December 2016	(3.4%)	↓



ACTIVITY

Cumulative percentage of contracted UDA delivered 2017 & 2018



Month	Adjusted Scheduled Activity (UDA)	
	2017	2018
April	580	381
May	961	733
June	1,383	1,138
July	1,836	1,702
August	2,521	2,131
September	3,139	2,672
October	3,525	3,051
November	4,018	3,493
December	4,372	3,830
January	4,827	
February	5,357	
March	5,886	
April	5,947	
May	5,948	
June	5,948	

QUALITY

	Quantity	Base Number	Contract	AT	Region	England
% of FP17s for the same patient ID Re-attending within 3 months - Children	197	1,318	14.9%	11.0%	11.8%	12.0%
% of FP17s for the same patient ID Re-attending within 3 months - Adults	68	306	22.2%	14.5%	15.3%	15.9%
% of FP17s for the same patient ID Re-attending between 3 & 9 months - Children	897	1,318	68.1%	56.7%	59.1%	58.0%
% of FP17s for the same patient ID Re-attending between 3 & 9 months - Adults	188	306	61.4%	48.2%	51.5%	50.5%
% of FP17s for Band 1 Urgent Courses	66	1,596	4.1%	8.6%	8.0%	9.0%
% of FP17s Relating to Free Repair or Replacements	0	1,596	0.0%	0.7%	0.8%	0.8%
% of FP17s Relating to Continuations	12	1,596	0.8%	0.9%	1.1%	1.1%
% of Patients satisfied with the dentistry they have received	2	2	N/A	91.1%	91.6%	91.5%
% of Patients satisfied with the time they had to wait for an appointment	2	2	N/A	86.8%	88.3%	87.9%

* This is based on patients treated on this contract for their most recent course of treatment. Figures in italics indicate the base number of FP17s or Patient Questionnaire responses are less than 100. N/A is shown where the base number of responses is less than 10 during the period. % is calculated as Quantity/Base number*100

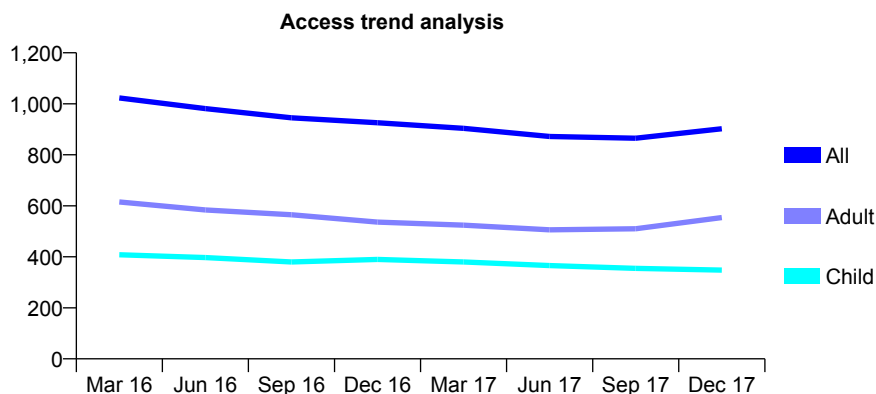
Q58 - Vital Signs At a Glance Contract Report for 113492/0001 - December 2017

Name or company name	Bucklersbury Dental Surgery
Contract type name	GDS Contract
Purpose of contract	General
Contract start date	01/08/2011
Contract end date	

17/18 Contracted general activity (UDA)	3,832
Carry forward general activity (UDA)	-44
17/18 Contracted orthodontic activity (UOA)	0
Carry forward orthodontic activity (UOA)	0
Baseline contract value	£95,983.85

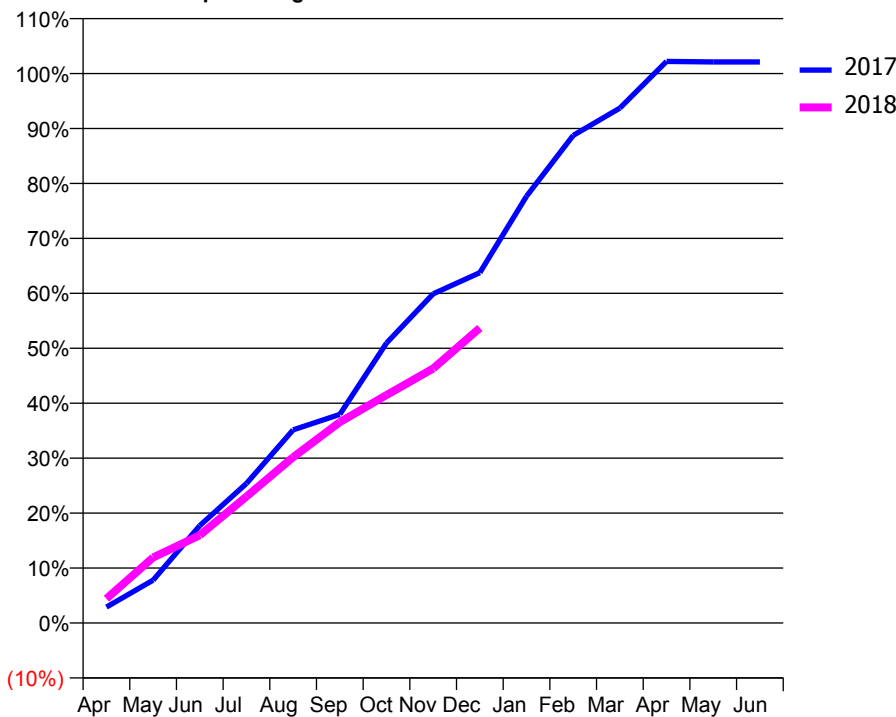
ACCESS*

Patients seen in 24 months	Total	Change since previous quarter
Quarter ending December 2016	926	
Quarter ending March 2017	904	↓
Quarter ending June 2017	872	↓
Quarter ending September 2017	865	→
Quarter ending December 2017	902	↑
Variance since December 2016	(2.6%)	↓



ACTIVITY

Cumulative percentage of contracted UDA delivered 2017 & 2018



Month	Adjusted Scheduled Activity (UDA)	
	2017	2018
April	64	170
May	171	457
June	390	612
July	559	882
August	773	1,156
September	835	1,401
October	1,121	1,590
November	1,318	1,774
December	1,403	2,057
January	1,708	
February	1,952	
March	2,062	
April	2,248	
May	2,246	
June	2,246	

QUALITY

	Quantity	Base Number	Contract	AT	Region	England
% of FP17s for the same patient ID Re-attending within 3 months - Children	54	384	14.1%	11.0%	11.8%	12.0%
% of FP17s for the same patient ID Re-attending within 3 months - Adults	77	500	15.4%	14.5%	15.3%	15.9%
% of FP17s for the same patient ID Re-attending between 3 & 9 months - Children	209	384	54.4%	56.7%	59.1%	58.0%
% of FP17s for the same patient ID Re-attending between 3 & 9 months - Adults	153	500	30.6%	48.2%	51.5%	50.5%
% of FP17s for Band 1 Urgent Courses	51	806	6.3%	8.6%	8.0%	9.0%
% of FP17s Relating to Free Repair or Replacements	3	806	0.4%	0.7%	0.8%	0.8%
% of FP17s Relating to Continuations	1	806	0.1%	0.9%	1.1%	1.1%
% of Patients satisfied with the dentistry they have received	2	2	N/A	91.1%	91.6%	91.5%
% of Patients satisfied with the time they had to wait for an appointment	2	2	N/A	86.8%	88.3%	87.9%

* This is based on patients treated on this contract for their most recent course of treatment. Figures in italics indicate the base number of FP17s or Patient Questionnaire responses are less than 100. N/A is shown where the base number of responses is less than 10 during the period. % is calculated as Quantity/Base number*100

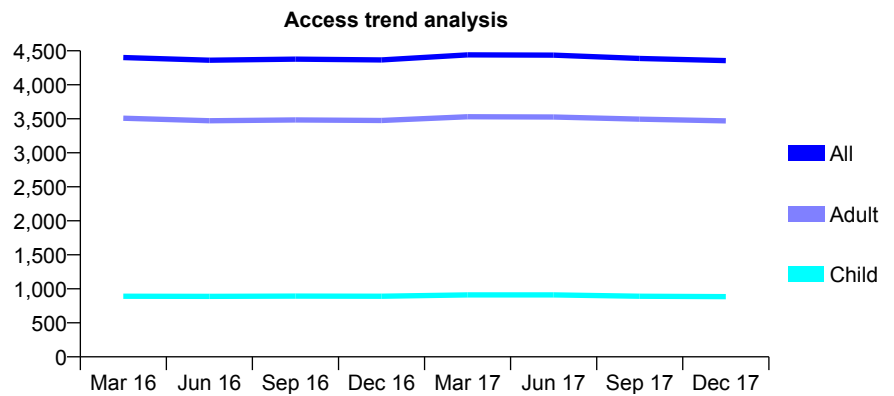
Q58 - Vital Signs At a Glance Contract Report for 113506/0001 - December 2017

Name or company name	Leighton House Practice Limited
Contract type name	GDS Contract
Purpose of contract	General
Contract start date	01/04/2009
Contract end date	

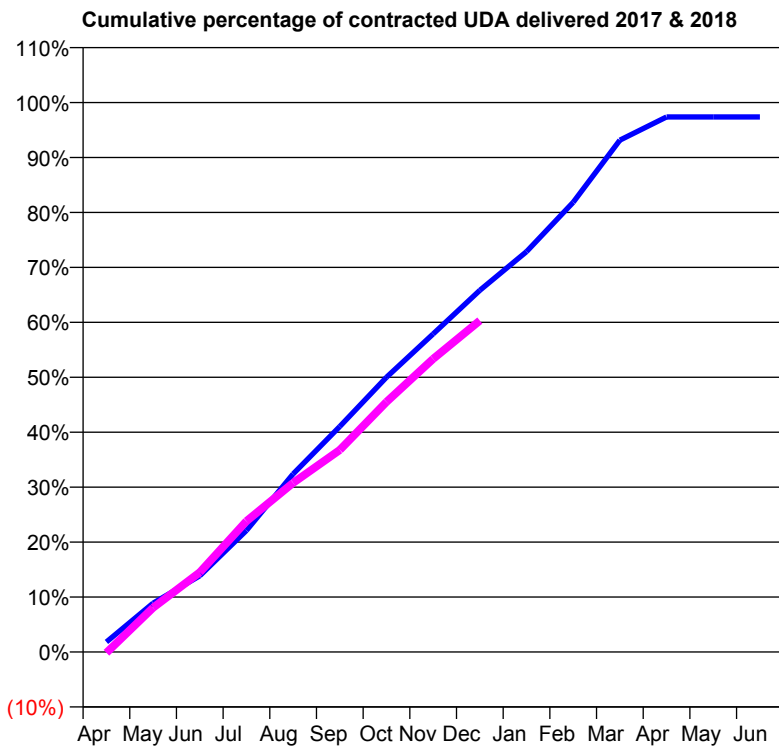
17/18 Contracted general activity (UDA)	14,865
Carry forward general activity (UDA)	391
17/18 Contracted orthodontic activity (UOA)	0
Carry forward orthodontic activity (UOA)	0
Baseline contract value	£413,669.53

ACCESS*

Patients seen in 24 months	Total	Change since previous quarter
Quarter ending December 2016	4,366	
Quarter ending March 2017	4,441	→
Quarter ending June 2017	4,437	→
Quarter ending September 2017	4,387	↓
Quarter ending December 2017	4,356	→
Variance since December 2016	(0.2%)	→



ACTIVITY



Month	Adjusted Scheduled Activity (UDA)	
	2017	2018
April	274	-25
May	1,321	1,201
June	2,063	2,157
July	3,286	3,539
August	4,819	4,576
September	6,101	5,466
October	7,431	6,767
November	8,604	7,929
December	9,784	8,966
January	10,832	
February	12,167	
March	13,848	
April	14,474	
May	14,475	
June	14,475	

QUALITY

	Quantity	Base Number	Contract	AT	Region	England
% of FP17s for the same patient ID Re-attending within 3 months - Children	137	999	13.7%	11.0%	11.8%	12.0%
% of FP17s for the same patient ID Re-attending within 3 months - Adults	531	3,230	16.4%	14.5%	15.3%	15.9%
% of FP17s for the same patient ID Re-attending between 3 & 9 months - Children	518	999	51.9%	56.7%	59.1%	58.0%
% of FP17s for the same patient ID Re-attending between 3 & 9 months - Adults	1,581	3,230	48.9%	48.2%	51.5%	50.5%
% of FP17s for Band 1 Urgent Courses	397	4,009	9.9%	8.6%	8.0%	9.0%
% of FP17s Relating to Free Repair or Replacements	28	4,009	0.7%	0.7%	0.8%	0.8%
% of FP17s Relating to Continuations	55	4,009	1.4%	0.9%	1.1%	1.1%
% of Patients satisfied with the dentistry they have received	4	4	N/A	91.1%	91.6%	91.5%
% of Patients satisfied with the time they had to wait for an appointment	3	4	N/A	86.8%	88.3%	87.9%

* This is based on patients treated on this contract for their most recent course of treatment. Figures in italics indicate the base number of FP17s or Patient Questionnaire responses are less than 100. N/A is shown where the base number of responses is less than 10 during the period. % is calculated as Quantity/Base number*100

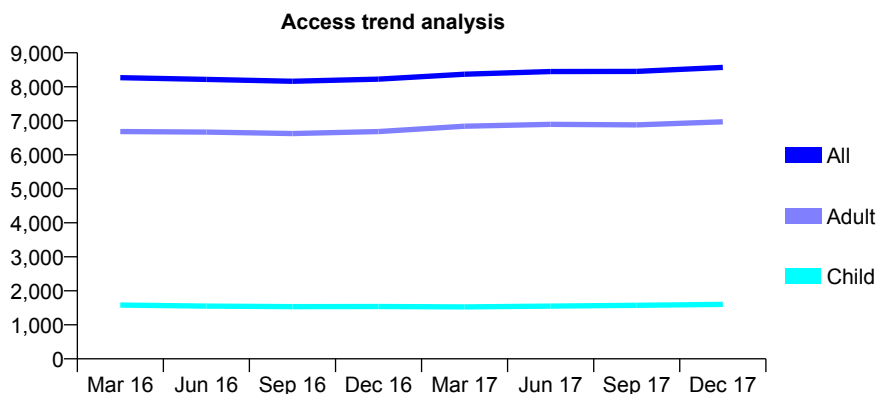
Q58 - Vital Signs At a Glance Contract Report for 114170/0001 - December 2017

Name or company name	King Gaigher & Chastell
Contract type name	GDS Contract
Purpose of contract	General
Contract start date	01/04/2008
Contract end date	

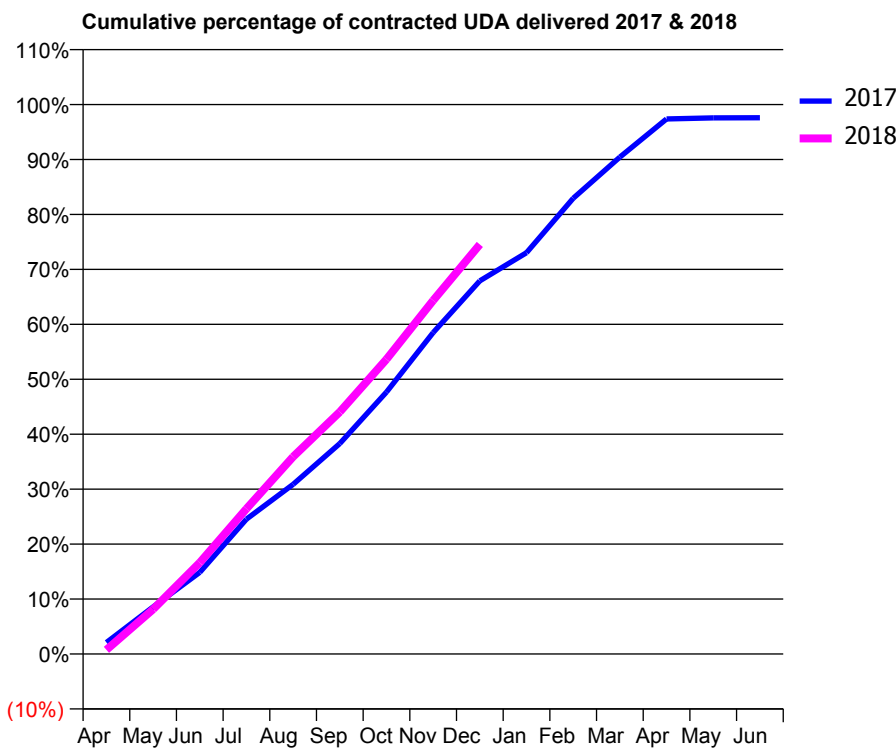
17/18 Contracted general activity (UDA)	20,194
Carry forward general activity (UDA)	487
17/18 Contracted orthodontic activity (UOA)	0
Carry forward orthodontic activity (UOA)	0
Baseline contract value	£491,472.93

ACCESS*

Patients seen in 24 months	Total	Change since previous quarter
Quarter ending December 2016	8,224	
Quarter ending March 2017	8,371	→
Quarter ending June 2017	8,448	→
Quarter ending September 2017	8,454	→
Quarter ending December 2017	8,572	→
Variance since December 2016	4.2%	↑



ACTIVITY



Month	Adjusted Scheduled Activity (UDA)	
	2017	2018
April	425	157
May	1,734	1,644
June	3,001	3,359
July	4,956	5,341
August	6,235	7,250
September	7,736	8,895
October	9,628	10,832
November	11,811	12,994
December	13,715	15,051
January	14,748	
February	16,748	
March	18,261	
April	19,663	
May	19,704	
June	19,708	

QUALITY

	Quantity	Base Number	Contract	AT	Region	England
% of FP17s for the same patient ID Re-attending within 3 months - Children	75	1,472	5.1%	11.0%	11.8%	12.0%
% of FP17s for the same patient ID Re-attending within 3 months - Adults	958	5,994	16.0%	14.5%	15.3%	15.9%
% of FP17s for the same patient ID Re-attending between 3 & 9 months - Children	516	1,472	35.1%	56.7%	59.1%	58.0%
% of FP17s for the same patient ID Re-attending between 3 & 9 months - Adults	1,671	5,994	27.9%	48.2%	51.5%	50.5%
% of FP17s for Band 1 Urgent Courses	551	6,844	8.1%	8.6%	8.0%	9.0%
% of FP17s Relating to Free Repair or Replacements	33	6,844	0.5%	0.7%	0.8%	0.8%
% of FP17s Relating to Continuations	224	6,844	3.3%	0.9%	1.1%	1.1%
% of Patients satisfied with the dentistry they have received	17	18	94.4%	91.1%	91.6%	91.5%
% of Patients satisfied with the time they had to wait for an appointment	17	18	94.4%	86.8%	88.3%	87.9%

* This is based on patients treated on this contract for their most recent course of treatment. Figures in italics indicate the base number of FP17s or Patient Questionnaire responses are less than 100. N/A is shown where the base number of responses is less than 10 during the period. % is calculated as Quantity/Base number*100

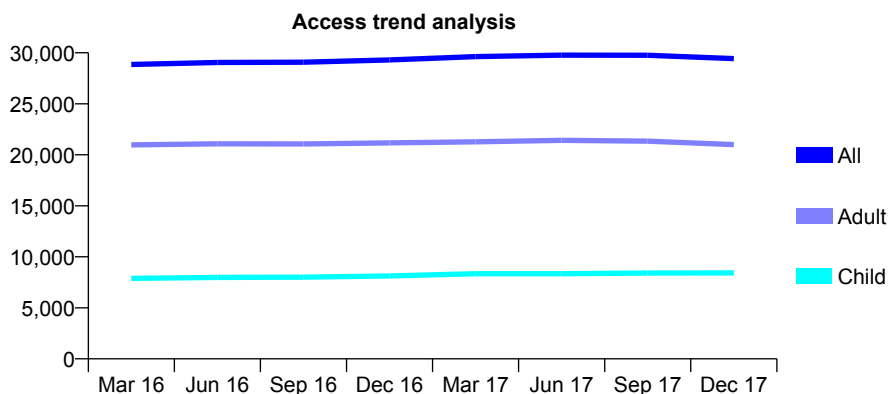
Q58 - Vital Signs At a Glance Contract Report for 114189/0001 - December 2017

Name or company name	Distal Point Limited
Contract type name	GDS Contract
Purpose of contract	General
Contract start date	01/11/2007
Contract end date	

17/18 Contracted general activity (UDA)	73,034
Carry forward general activity (UDA)	2,411
17/18 Contracted orthodontic activity (UOA)	0
Carry forward orthodontic activity (UOA)	0
Baseline contract value	£1,906,916.62

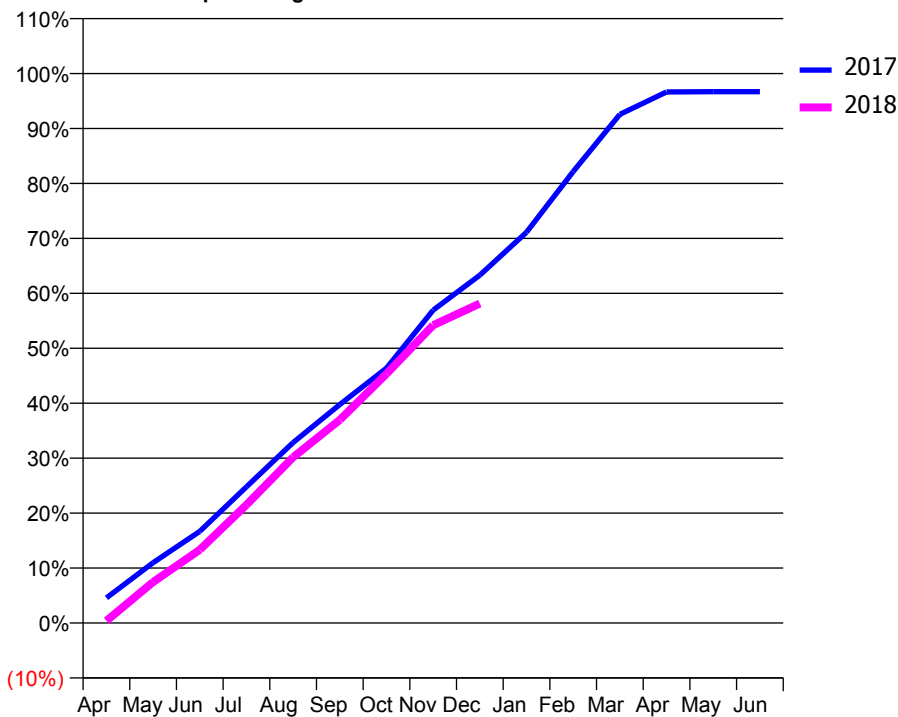
ACCESS*

Patients seen in 24 months	Total	Change since previous quarter
Quarter ending December 2016	29,297	
Quarter ending March 2017	29,621	→
Quarter ending June 2017	29,767	→
Quarter ending September 2017	29,752	→
Quarter ending December 2017	29,425	↓
Variance since December 2016	0.4%	→



ACTIVITY

Cumulative percentage of contracted UDA delivered 2017 & 2018



Month	Adjusted Scheduled Activity (UDA)	
	2017	2018
April	3,338	288
May	8,016	5,447
June	12,176	9,745
July	18,096	15,705
August	23,997	22,032
September	29,036	26,998
October	33,872	33,113
November	41,579	39,587
December	46,226	42,461
January	51,939	
February	60,001	
March	67,611	
April	70,574	
May	70,617	
June	70,624	

QUALITY

	Quantity	Base Number	Contract	AT	Region	England
% of FP17s for the same patient ID Re-attending within 3 months - Children	581	9,539	6.1%	11.0%	11.8%	12.0%
% of FP17s for the same patient ID Re-attending within 3 months - Adults	1,478	16,662	8.9%	14.5%	15.3%	15.9%
% of FP17s for the same patient ID Re-attending between 3 & 9 months - Children	6,532	9,539	68.5%	56.7%	59.1%	58.0%
% of FP17s for the same patient ID Re-attending between 3 & 9 months - Adults	8,360	16,662	50.2%	48.2%	51.5%	50.5%
% of FP17s for Band 1 Urgent Courses	1,231	24,846	5.0%	8.6%	8.0%	9.0%
% of FP17s Relating to Free Repair or Replacements	88	24,846	0.4%	0.7%	0.8%	0.8%
% of FP17s Relating to Continuations	40	24,846	0.2%	0.9%	1.1%	1.1%
% of Patients satisfied with the dentistry they have received	22	25	88.0%	91.1%	91.6%	91.5%
% of Patients satisfied with the time they had to wait for an appointment	20	25	80.0%	86.8%	88.3%	87.9%

* This is based on patients treated on this contract for their most recent course of treatment. Figures in italics indicate the base number of FP17s or Patient Questionnaire responses are less than 100. N/A is shown where the base number of responses is less than 10 during the period. % is calculated as Quantity/Base number*100

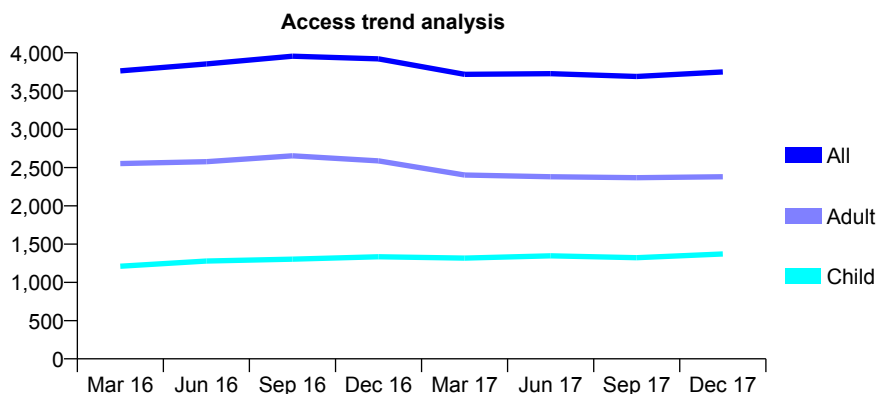
Q58 - Vital Signs At a Glance Contract Report for 116076/0001 - December 2017

Name or company name	Ace Dental Care Limited
Contract type name	GDS Contract
Purpose of contract	General
Contract start date	01/04/2010
Contract end date	

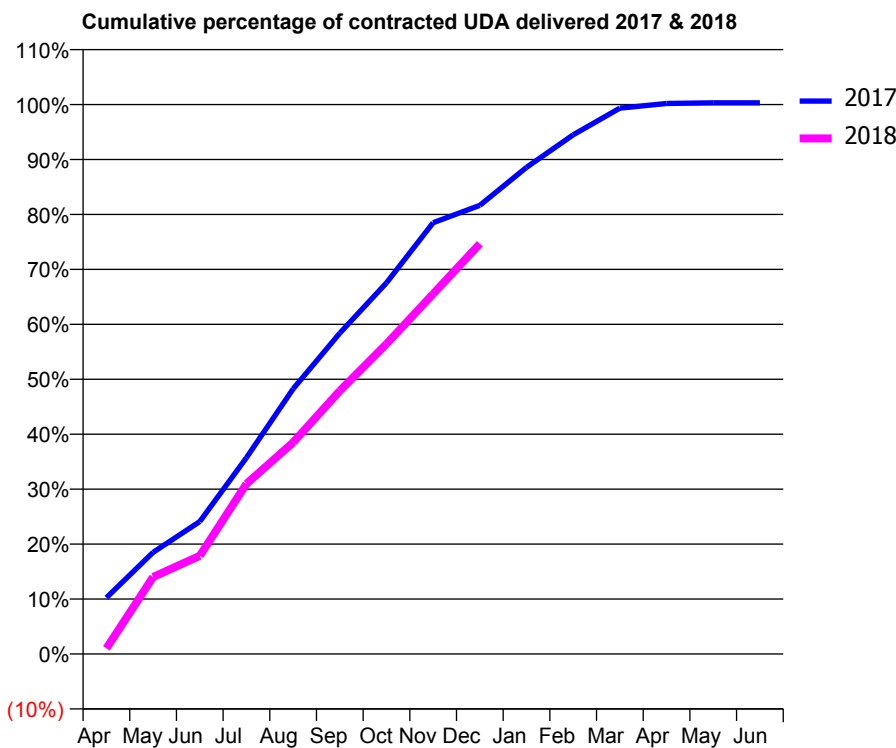
17/18 Contracted general activity (UDA)	9,163
Carry forward general activity (UDA)	-28
17/18 Contracted orthodontic activity (UOA)	0
Carry forward orthodontic activity (UOA)	0
Baseline contract value	£227,144.99

ACCESS*

Patients seen in 24 months	Total	Change since previous quarter
Quarter ending December 2016	3,921	
Quarter ending March 2017	3,719	↓
Quarter ending June 2017	3,727	→
Quarter ending September 2017	3,690	→
Quarter ending December 2017	3,750	→
Variance since December 2016	(4.4%)	↓



ACTIVITY



Month	Adjusted Scheduled Activity (UDA)	
	2017	2018
April	938	94
May	1,696	1,284
June	2,210	1,637
July	3,274	2,838
August	4,422	3,527
September	5,351	4,388
October	6,190	5,171
November	7,192	6,004
December	7,480	6,840
January	8,114	
February	8,656	
March	9,102	
April	9,180	
May	9,190	
June	9,190	

QUALITY

	Quantity	Base Number	Contract	AT	Region	England
% of FP17s for the same patient ID Re-attending within 3 months - Children	121	1,418	8.5%	11.0%	11.8%	12.0%
% of FP17s for the same patient ID Re-attending within 3 months - Adults	208	2,062	10.1%	14.5%	15.3%	15.9%
% of FP17s for the same patient ID Re-attending between 3 & 9 months - Children	770	1,418	54.3%	56.7%	59.1%	58.0%
% of FP17s for the same patient ID Re-attending between 3 & 9 months - Adults	622	2,062	30.2%	48.2%	51.5%	50.5%
% of FP17s for Band 1 Urgent Courses	360	3,428	10.5%	8.6%	8.0%	9.0%
% of FP17s Relating to Free Repair or Replacements	7	3,428	0.2%	0.7%	0.8%	0.8%
% of FP17s Relating to Continuations	9	3,428	0.3%	0.9%	1.1%	1.1%
% of Patients satisfied with the dentistry they have received	1	2	N/A	91.1%	91.6%	91.5%
% of Patients satisfied with the time they had to wait for an appointment	0	2	N/A	86.8%	88.3%	87.9%

* This is based on patients treated on this contract for their most recent course of treatment. Figures in italics indicate the base number of FP17s or Patient Questionnaire responses are less than 100. N/A is shown where the base number of responses is less than 10 during the period. % is calculated as Quantity/Base number*100

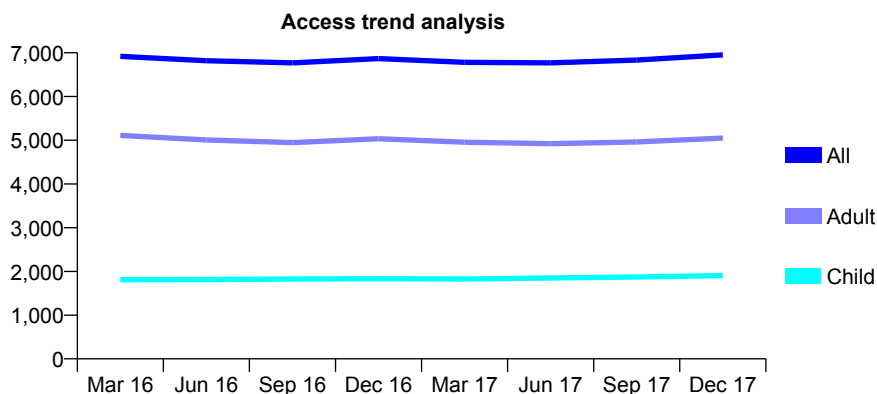
Q58 - Vital Signs At a Glance Contract Report for 117803/0001 - December 2017

Name or company name	St Albans Dental Centre
Contract type name	GDS Contract
Purpose of contract	General
Contract start date	01/03/2013
Contract end date	

17/18 Contracted general activity (UDA)	22,592
Carry forward general activity (UDA)	-146
17/18 Contracted orthodontic activity (UOA)	0
Carry forward orthodontic activity (UOA)	0
Baseline contract value	£606,331.57

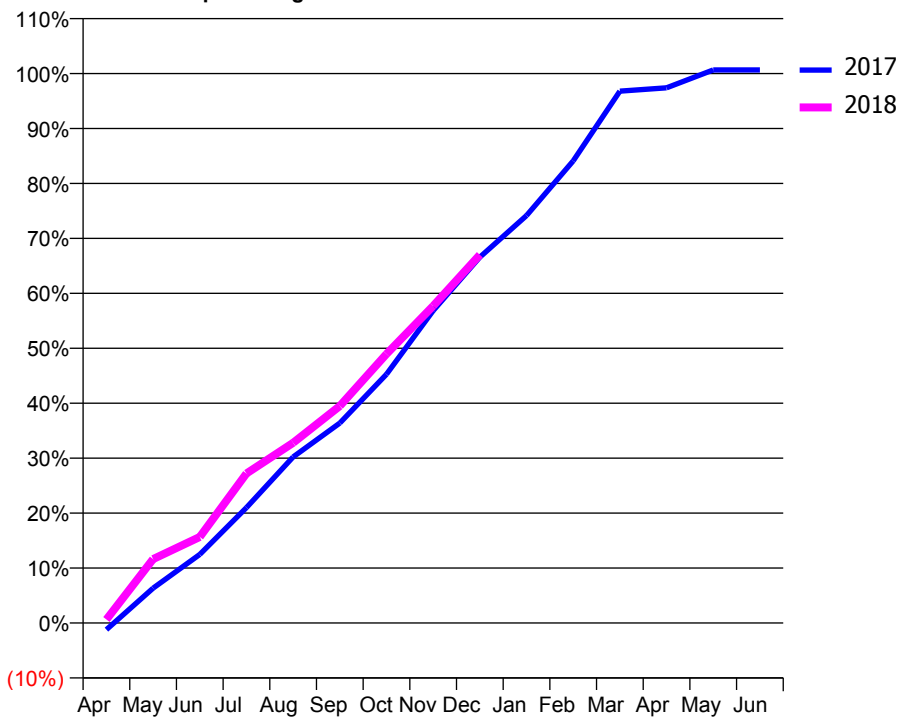
ACCESS*

Patients seen in 24 months	Total	Change since previous quarter
Quarter ending December 2016	6,868	
Quarter ending March 2017	6,782	↓
Quarter ending June 2017	6,771	→
Quarter ending September 2017	6,834	→
Quarter ending December 2017	6,952	→
Variance since December 2016	1.2%	→



ACTIVITY

Cumulative percentage of contracted UDA delivered 2017 & 2018



Month	Adjusted Scheduled Activity (UDA)	
	2017	2018
April	-276	146
May	1,431	2,627
June	2,819	3,538
July	4,746	6,149
August	6,827	7,412
September	8,222	8,924
October	10,226	11,059
November	12,841	13,034
December	15,041	15,142
January	16,751	
February	19,000	
March	21,866	
April	22,003	
May	22,738	
June	22,738	

QUALITY

	Quantity	Base Number	Contract	AT	Region	England
% of FP17s for the same patient ID Re-attending within 3 months - Children	139	1,652	8.4%	11.0%	11.8%	12.0%
% of FP17s for the same patient ID Re-attending within 3 months - Adults	640	4,032	15.9%	14.5%	15.3%	15.9%
% of FP17s for the same patient ID Re-attending between 3 & 9 months - Children	664	1,652	40.2%	56.7%	59.1%	58.0%
% of FP17s for the same patient ID Re-attending between 3 & 9 months - Adults	1,419	4,032	35.2%	48.2%	51.5%	50.5%
% of FP17s for Band 1 Urgent Courses	631	5,412	11.7%	8.6%	8.0%	9.0%
% of FP17s Relating to Free Repair or Replacements	87	5,412	1.6%	0.7%	0.8%	0.8%
% of FP17s Relating to Continuations	118	5,412	2.2%	0.9%	1.1%	1.1%
% of Patients satisfied with the dentistry they have received	5	5	N/A	91.1%	91.6%	91.5%
% of Patients satisfied with the time they had to wait for an appointment	5	5	N/A	86.8%	88.3%	87.9%

* This is based on patients treated on this contract for their most recent course of treatment. Figures in italics indicate the base number of FP17s or Patient Questionnaire responses are less than 100. N/A is shown where the base number of responses is less than 10 during the period. % is calculated as Quantity/Base number*100

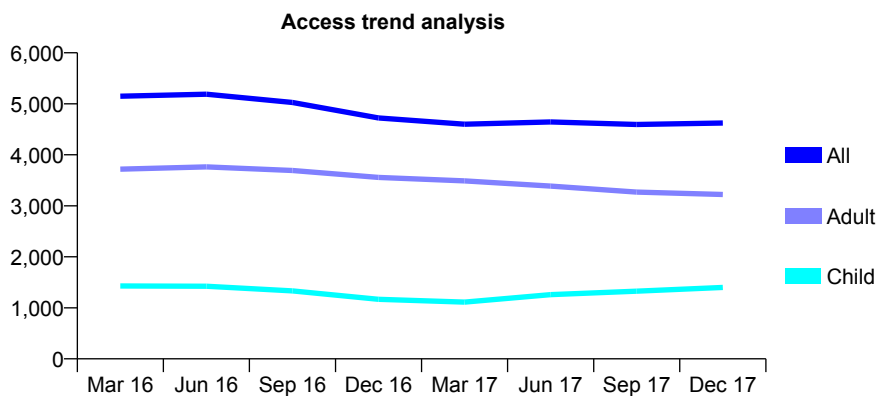
Q58 - Vital Signs At a Glance Contract Report for 117846/0001 - December 2017

Name or company name	Woodview Dental Clinic
Contract type name	GDS Contract
Purpose of contract	General
Contract start date	01/04/2006
Contract end date	

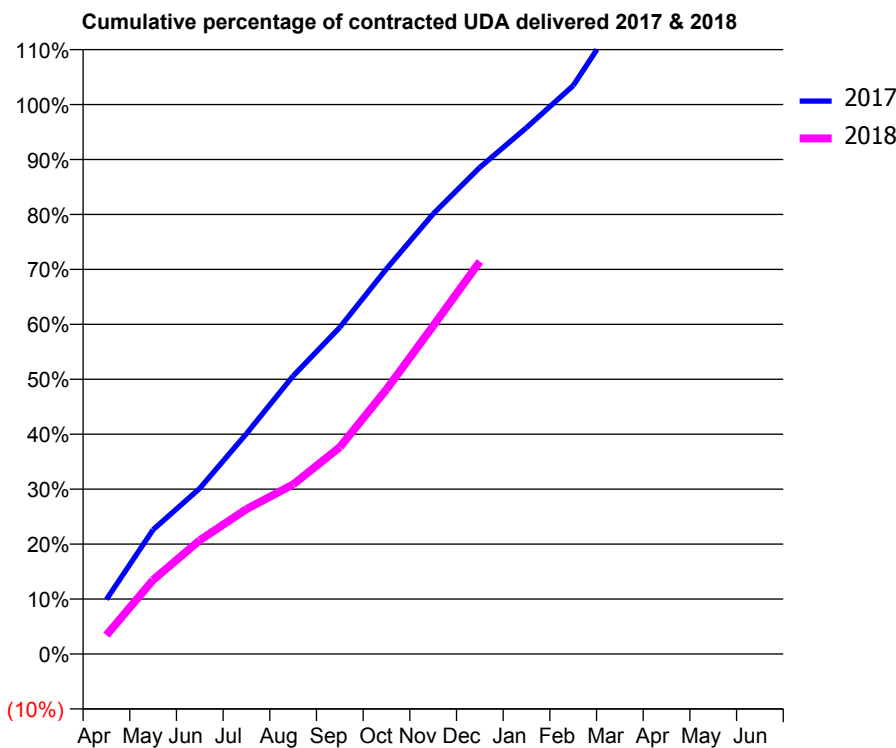
17/18 Contracted general activity (UDA)	9,943
Carry forward general activity (UDA)	0
17/18 Contracted orthodontic activity (UOA)	0
Carry forward orthodontic activity (UOA)	0
Baseline contract value	£265,152.96

ACCESS*

Patients seen in 24 months	Total	Change since previous quarter
Quarter ending December 2016	4,723	
Quarter ending March 2017	4,600	↓
Quarter ending June 2017	4,645	→
Quarter ending September 2017	4,596	↓
Quarter ending December 2017	4,624	→
Variance since December 2016	(2.1%)	↓



ACTIVITY



Month	Adjusted Scheduled Activity (UDA)	
	2017	2018
April	989	340
May	2,249	1,340
June	2,997	2,059
July	3,987	2,622
August	5,032	3,068
September	5,909	3,744
October	6,971	4,787
November	7,963	5,938
December	8,805	7,102
January	9,525	
February	10,285	
March	11,567	
April	11,900	
May	11,903	
June	11,933	

QUALITY

	Quantity	Base Number	Contract	AT	Region	England
% of FP17s for the same patient ID Re-attending within 3 months - Children	99	1,505	6.6%	11.0%	11.8%	12.0%
% of FP17s for the same patient ID Re-attending within 3 months - Adults	314	2,456	12.8%	14.5%	15.3%	15.9%
% of FP17s for the same patient ID Re-attending between 3 & 9 months - Children	561	1,505	37.3%	56.7%	59.1%	58.0%
% of FP17s for the same patient ID Re-attending between 3 & 9 months - Adults	1,150	2,456	46.8%	48.2%	51.5%	50.5%
% of FP17s for Band 1 Urgent Courses	432	3,817	11.3%	8.6%	8.0%	9.0%
% of FP17s Relating to Free Repair or Replacements	58	3,817	1.5%	0.7%	0.8%	0.8%
% of FP17s Relating to Continuations	0	3,817	0.0%	0.9%	1.1%	1.1%
% of Patients satisfied with the dentistry they have received	3	3	N/A	91.1%	91.6%	91.5%
% of Patients satisfied with the time they had to wait for an appointment	2	3	N/A	86.8%	88.3%	87.9%

* This is based on patients treated on this contract for their most recent course of treatment. Figures in italics indicate the base number of FP17s or Patient Questionnaire responses are less than 100. N/A is shown where the base number of responses is less than 10 during the period. % is calculated as Quantity/Base number*100

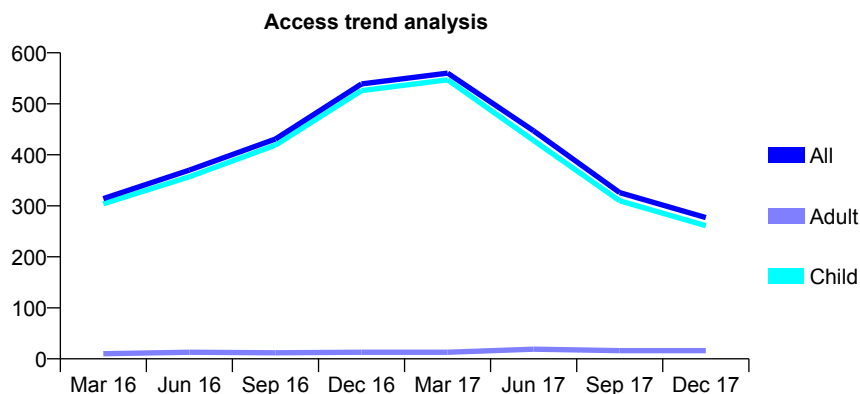
Q58 - Vital Signs At a Glance Contract Report for 117846/0003 - December 2017

Name or company name	Woodview Dental Clinic
Contract type name	GDS Contract
Purpose of contract	General
Contract start date	01/04/2006
Contract end date	

17/18 Contracted general activity (UDA)	750
Carry forward general activity (UDA)	0
17/18 Contracted orthodontic activity (UOA)	0
Carry forward orthodontic activity (UOA)	0
Baseline contract value	£27,710.92

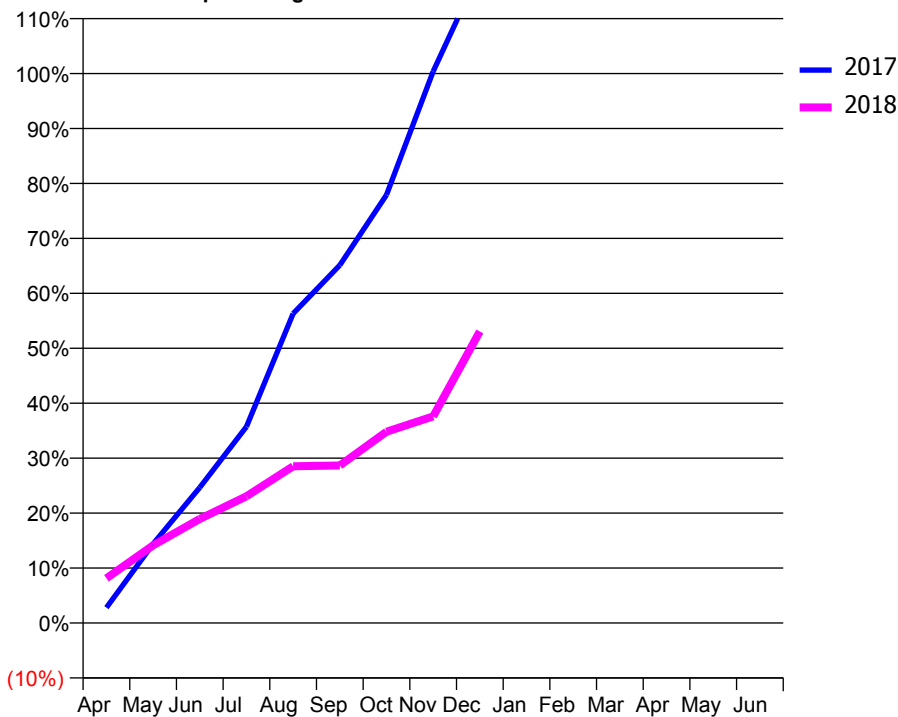
ACCESS*

Patients seen in 24 months	Total	Change since previous quarter
Quarter ending December 2016	539	
Quarter ending March 2017	560	↑
Quarter ending June 2017	447	↓
Quarter ending September 2017	326	↓
Quarter ending December 2017	277	↓
Variance since December 2016	(48.6%)	↓



ACTIVITY

Cumulative percentage of contracted UDA delivered 2017 & 2018



Month	Adjusted Scheduled Activity (UDA)	
	2017	2018
April	21	61
May	108	106
June	185	142
July	268	173
August	422	214
September	488	215
October	584	261
November	753	282
December	890	398
January	957	
February	1,085	
March	1,190	
April	1,228	
May	1,228	
June	1,233	

QUALITY

	Quantity	Base Number	Contract	AT	Region	England
% of FP17s for the same patient ID Re-attending within 3 months - Children	11	232	4.7%	11.0%	11.8%	12.0%
% of FP17s for the same patient ID Re-attending within 3 months - Adults	0	2	0.0%	14.5%	15.3%	15.9%
% of FP17s for the same patient ID Re-attending between 3 & 9 months - Children	66	232	28.4%	56.7%	59.1%	58.0%
% of FP17s for the same patient ID Re-attending between 3 & 9 months - Adults	0	2	0.0%	48.2%	51.5%	50.5%
% of FP17s for Band 1 Urgent Courses	0	201	0.0%	8.6%	8.0%	9.0%
% of FP17s Relating to Free Repair or Replacements	0	201	0.0%	0.7%	0.8%	0.8%
% of FP17s Relating to Continuations	0	201	0.0%	0.9%	1.1%	1.1%
% of Patients satisfied with the dentistry they have received	0	0	N/A	91.1%	91.6%	91.5%
% of Patients satisfied with the time they had to wait for an appointment	0	0	N/A	86.8%	88.3%	87.9%

* This is based on patients treated on this contract for their most recent course of treatment. Figures in italics indicate the base number of FP17s or Patient Questionnaire responses are less than 100. N/A is shown where the base number of responses is less than 10 during the period. % is calculated as Quantity/Base number*100

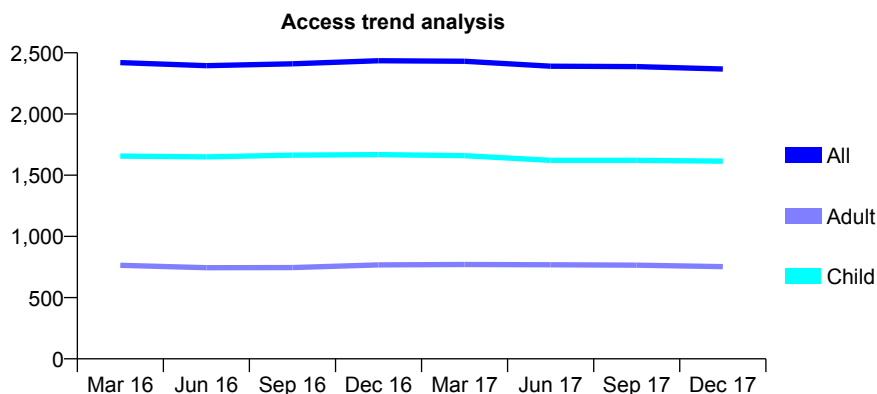
Q58 - Vital Signs At a Glance Contract Report for 118354/0001 - December 2017

Name or company name	King's Road Dental Practice Ltd
Contract type name	GDS Contract
Purpose of contract	General
Contract start date	01/04/2010
Contract end date	

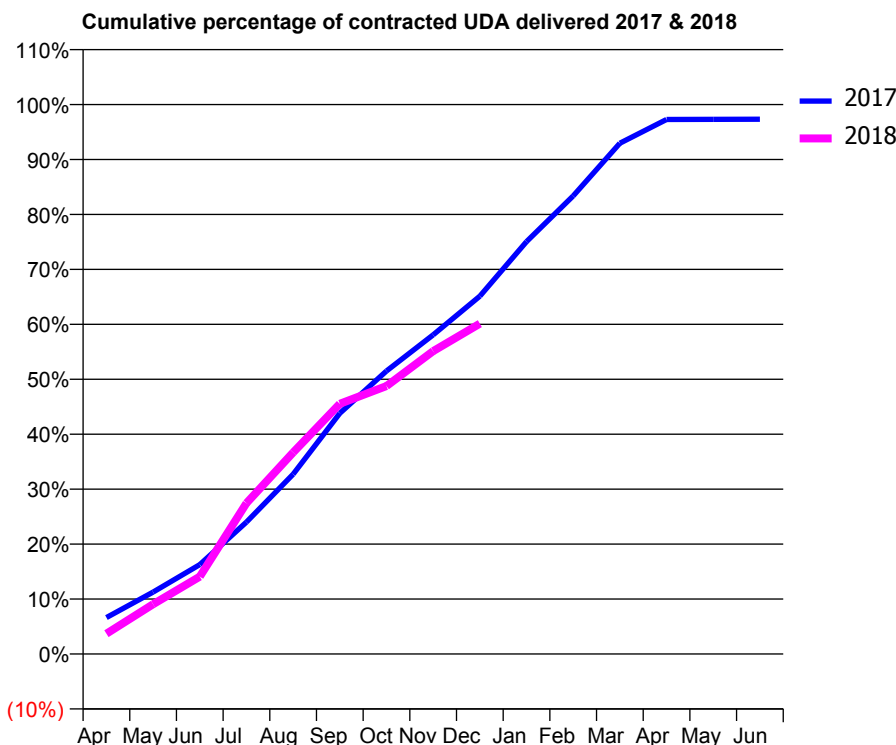
17/18 Contracted general activity (UDA)	4,360
Carry forward general activity (UDA)	117
17/18 Contracted orthodontic activity (UOA)	0
Carry forward orthodontic activity (UOA)	0
Baseline contract value	£101,196.23

ACCESS*

Patients seen in 24 months	Total	Change since previous quarter
Quarter ending December 2016	2,435	
Quarter ending March 2017	2,431	→
Quarter ending June 2017	2,390	↓
Quarter ending September 2017	2,387	→
Quarter ending December 2017	2,368	→
Variance since December 2016	(2.8%)	↓



ACTIVITY



Month	Adjusted Scheduled Activity (UDA)	
	2017	2018
April	289	161
May	492	395
June	709	614
July	1,047	1,197
August	1,427	1,599
September	1,910	1,985
October	2,245	2,126
November	2,533	2,404
December	2,839	2,621
January	3,272	
February	3,635	
March	4,053	
April	4,241	
May	4,242	
June	4,243	

QUALITY

	Quantity	Base Number	Contract	AT	Region	England
% of FP17s for the same patient ID Re-attending within 3 months - Children	90	1,634	5.5%	11.0%	11.8%	12.0%
% of FP17s for the same patient ID Re-attending within 3 months - Adults	56	498	11.2%	14.5%	15.3%	15.9%
% of FP17s for the same patient ID Re-attending between 3 & 9 months - Children	897	1,634	54.9%	56.7%	59.1%	58.0%
% of FP17s for the same patient ID Re-attending between 3 & 9 months - Adults	207	498	41.6%	48.2%	51.5%	50.5%
% of FP17s for Band 1 Urgent Courses	71	2,002	3.5%	8.6%	8.0%	9.0%
% of FP17s Relating to Free Repair or Replacements	0	2,002	0.0%	0.7%	0.8%	0.8%
% of FP17s Relating to Continuations	1	2,002	0.0%	0.9%	1.1%	1.1%
% of Patients satisfied with the dentistry they have received	1	1	N/A	91.1%	91.6%	91.5%
% of Patients satisfied with the time they had to wait for an appointment	1	1	N/A	86.8%	88.3%	87.9%

* This is based on patients treated on this contract for their most recent course of treatment. Figures in italics indicate the base number of FP17s or Patient Questionnaire responses are less than 100. N/A is shown where the base number of responses is less than 10 during the period. % is calculated as Quantity/Base number*100

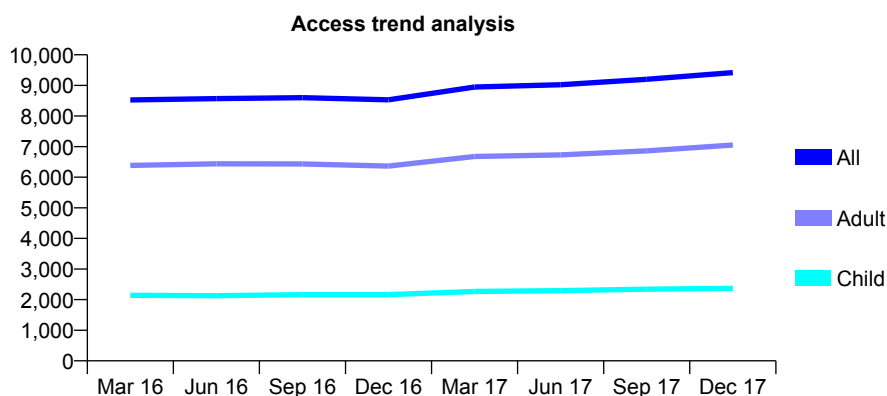
Q58 - Vital Signs At a Glance Contract Report for 118702/0001 - December 2017

Name or company name	Hertford Dental Care
Contract type name	GDS Contract
Purpose of contract	General
Contract start date	01/04/2008
Contract end date	

17/18 Contracted general activity (UDA)	21,000
Carry forward general activity (UDA)	-170
17/18 Contracted orthodontic activity (UOA)	0
Carry forward orthodontic activity (UOA)	0
Baseline contract value	£486,785.17

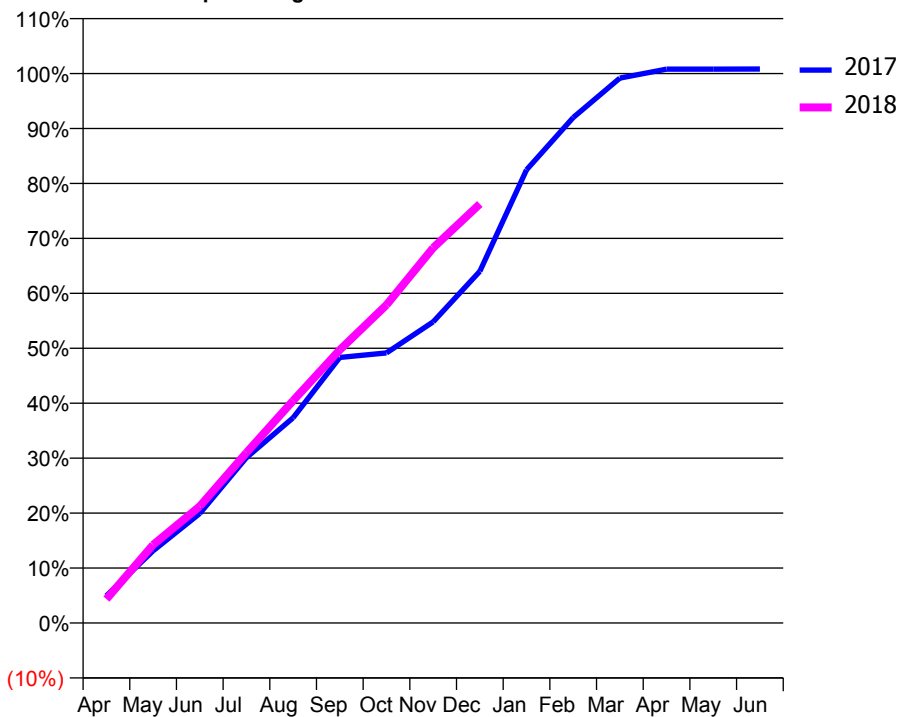
ACCESS*

Patients seen in 24 months	Total	Change since previous quarter
Quarter ending December 2016	8,531	
Quarter ending March 2017	8,946	↑
Quarter ending June 2017	9,023	→
Quarter ending September 2017	9,201	→
Quarter ending December 2017	9,420	↑
Variance since December 2016	10.4%	↑



ACTIVITY

Cumulative percentage of contracted UDA delivered 2017 & 2018



Month	Adjusted Scheduled Activity (UDA)	
	2017	2018
April	1,041	913
May	2,759	2,988
June	4,185	4,464
July	6,321	6,509
August	7,844	8,499
September	10,147	10,437
October	10,324	12,155
November	11,509	14,336
December	13,438	16,016
January	17,318	
February	19,318	
March	20,827	
April	21,164	
May	21,167	
June	21,169	

QUALITY

	Quantity	Base Number	Contract	AT	Region	England
% of FP17s for the same patient ID Re-attending within 3 months - Children	181	2,841	6.4%	11.0%	11.8%	12.0%
% of FP17s for the same patient ID Re-attending within 3 months - Adults	946	7,775	12.2%	14.5%	15.3%	15.9%
% of FP17s for the same patient ID Re-attending between 3 & 9 months - Children	1,893	2,841	66.6%	56.7%	59.1%	58.0%
% of FP17s for the same patient ID Re-attending between 3 & 9 months - Adults	4,323	7,775	55.6%	48.2%	51.5%	50.5%
% of FP17s for Band 1 Urgent Courses	911	10,416	8.7%	8.6%	8.0%	9.0%
% of FP17s Relating to Free Repair or Replacements	21	10,416	0.2%	0.7%	0.8%	0.8%
% of FP17s Relating to Continuations	19	10,416	0.2%	0.9%	1.1%	1.1%
% of Patients satisfied with the dentistry they have received	10	12	83.3%	91.1%	91.6%	91.5%
% of Patients satisfied with the time they had to wait for an appointment	11	12	91.7%	86.8%	88.3%	87.9%

* This is based on patients treated on this contract for their most recent course of treatment. Figures in italics indicate the base number of FP17s or Patient Questionnaire responses are less than 100. N/A is shown where the base number of responses is less than 10 during the period. % is calculated as Quantity/Base number*100

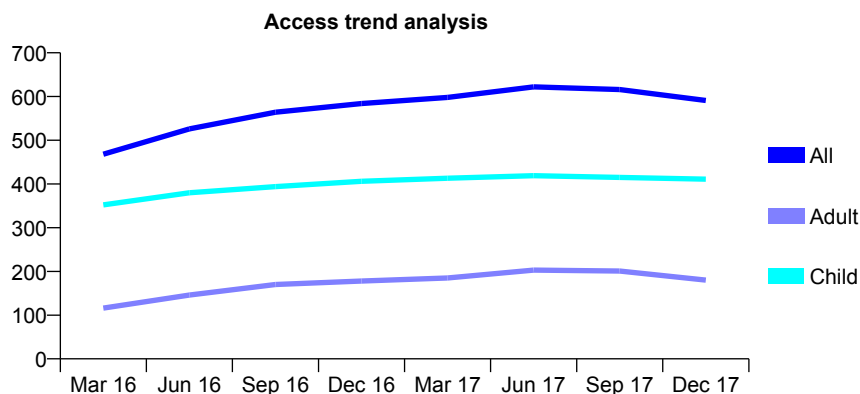
Q58 - Vital Signs At a Glance Contract Report for 118893/0001 - December 2017

Name or company name	The Dental Surgery
Contract type name	GDS Contract
Purpose of contract	General
Contract start date	30/06/2015
Contract end date	

17/18 Contracted general activity (UDA)	1,800
Carry forward general activity (UDA)	0
17/18 Contracted orthodontic activity (UOA)	0
Carry forward orthodontic activity (UOA)	0
Baseline contract value	£43,259.50

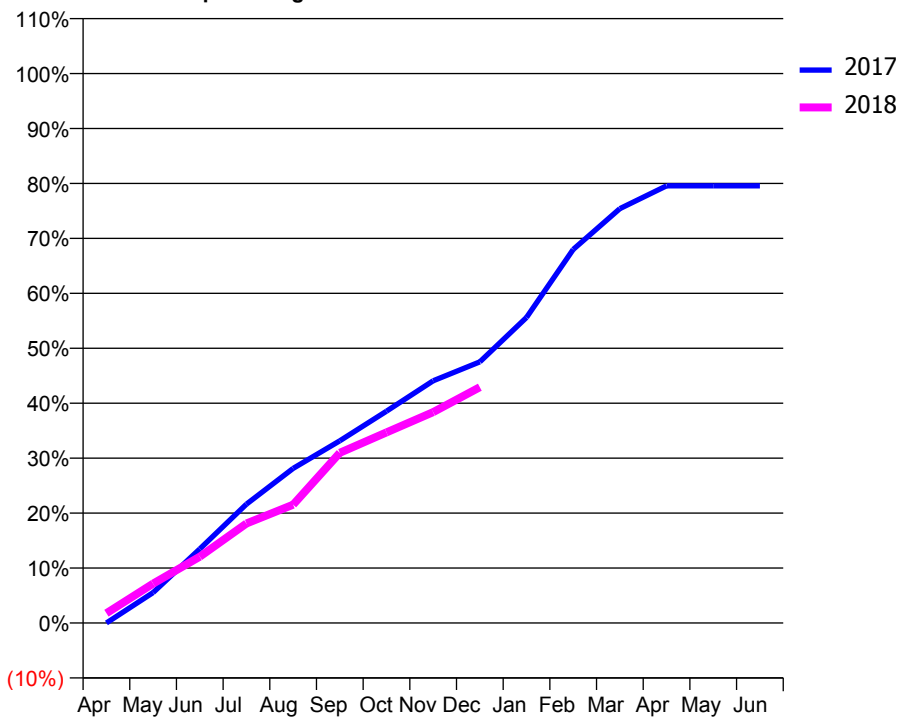
ACCESS*

Patients seen in 24 months	Total	Change since previous quarter
Quarter ending December 2016	584	
Quarter ending March 2017	598	↑
Quarter ending June 2017	622	↑
Quarter ending September 2017	616	→
Quarter ending December 2017	591	↓
Variance since December 2016	1.2%	→



ACTIVITY

Cumulative percentage of contracted UDA delivered 2017 & 2018



Month	Adjusted Scheduled Activity (UDA)	
	2017	2018
April	0	32
May	100	129
June	243	217
July	390	326
August	506	388
September	597	558
October	694	624
November	794	691
December	856	772
January	1,001	
February	1,224	
March	1,357	
April	1,432	
May	1,432	
June	1,432	

QUALITY

	Quantity	Base Number	Contract	AT	Region	England
% of FP17s for the same patient ID Re-attending within 3 months - Children	21	459	4.6%	11.0%	11.8%	12.0%
% of FP17s for the same patient ID Re-attending within 3 months - Adults	5	109	4.6%	14.5%	15.3%	15.9%
% of FP17s for the same patient ID Re-attending between 3 & 9 months - Children	298	459	64.9%	56.7%	59.1%	58.0%
% of FP17s for the same patient ID Re-attending between 3 & 9 months - Adults	59	109	54.1%	48.2%	51.5%	50.5%
% of FP17s for Band 1 Urgent Courses	17	536	3.2%	8.6%	8.0%	9.0%
% of FP17s Relating to Free Repair or Replacements	1	536	0.2%	0.7%	0.8%	0.8%
% of FP17s Relating to Continuations	1	536	0.2%	0.9%	1.1%	1.1%
% of Patients satisfied with the dentistry they have received	0	0	N/A	91.1%	91.6%	91.5%
% of Patients satisfied with the time they had to wait for an appointment	0	0	N/A	86.8%	88.3%	87.9%

* This is based on patients treated on this contract for their most recent course of treatment. Figures in italics indicate the base number of FP17s or Patient Questionnaire responses are less than 100. N/A is shown where the base number of responses is less than 10 during the period. % is calculated as Quantity/Base number*100

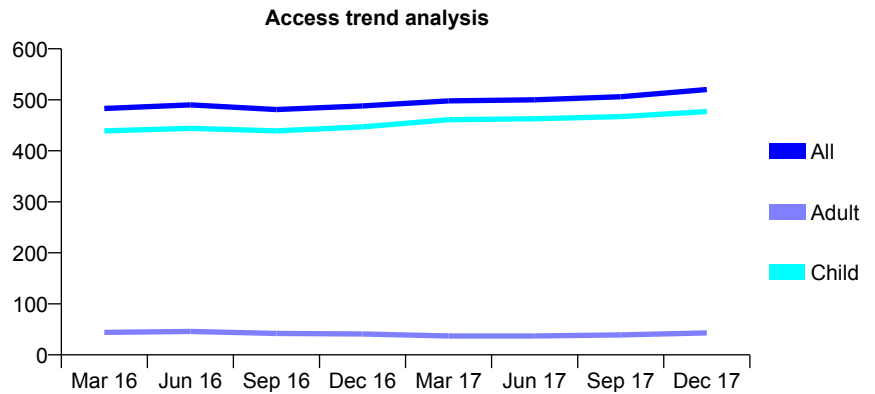
Q58 - Vital Signs At a Glance Contract Report for 118982/0001 - December 2017

Name or company name	St Peter's Lodge Dental Practice
Contract type name	GDS Contract
Purpose of contract	General
Contract start date	01/08/2010
Contract end date	

17/18 Contracted general activity (UDA)	810
Carry forward general activity (UDA)	1
17/18 Contracted orthodontic activity (UOA)	0
Carry forward orthodontic activity (UOA)	0
Baseline contract value	£17,853.87

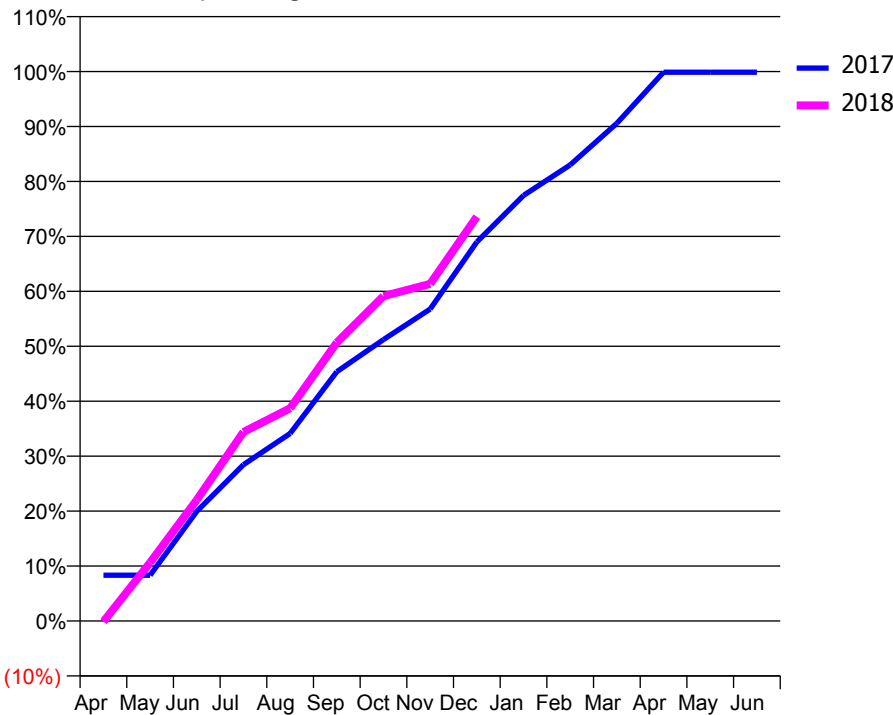
ACCESS*

Patients seen in 24 months	Total	Change since previous quarter
Quarter ending December 2016	488	
Quarter ending March 2017	498	↑
Quarter ending June 2017	500	→
Quarter ending September 2017	506	→
Quarter ending December 2017	520	↑
Variance since December 2016	6.6%	↑



ACTIVITY

Cumulative percentage of contracted UDA delivered 2017 & 2018



Month	Adjusted Scheduled Activity (UDA)	
	2017	2018
April	68	-1
May	68	86
June	162	179
July	230	279
August	276	314
September	367	411
October	415	479
November	460	497
December	559	596
January	627	
February	672	
March	734	
April	809	
May	809	
June	809	

QUALITY

	Quantity	Base Number	Contract	AT	Region	England
% of FP17s for the same patient ID Re-attending within 3 months - Children	20	499	4.0%	11.0%	11.8%	12.0%
% of FP17s for the same patient ID Re-attending within 3 months - Adults	0	14	0.0%	14.5%	15.3%	15.9%
% of FP17s for the same patient ID Re-attending between 3 & 9 months - Children	289	499	57.9%	56.7%	59.1%	58.0%
% of FP17s for the same patient ID Re-attending between 3 & 9 months - Adults	6	14	42.9%	48.2%	51.5%	50.5%
% of FP17s for Band 1 Urgent Courses	5	468	1.1%	8.6%	8.0%	9.0%
% of FP17s Relating to Free Repair or Replacements	0	468	0.0%	0.7%	0.8%	0.8%
% of FP17s Relating to Continuations	0	468	0.0%	0.9%	1.1%	1.1%
% of Patients satisfied with the dentistry they have received	0	0	N/A	91.1%	91.6%	91.5%
% of Patients satisfied with the time they had to wait for an appointment	0	0	N/A	86.8%	88.3%	87.9%

* This is based on patients treated on this contract for their most recent course of treatment. Figures in italics indicate the base number of FP17s or Patient Questionnaire responses are less than 100. N/A is shown where the base number of responses is less than 10 during the period. % is calculated as Quantity/Base number*100

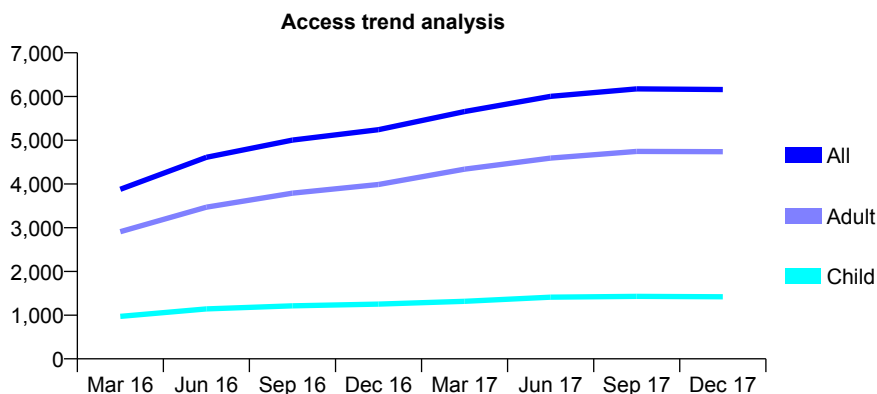
Q58 - Vital Signs At a Glance Contract Report for 120480/0001 - December 2017

Name or company name	Park View Dental Care
Contract type name	GDS Contract
Purpose of contract	General
Contract start date	01/08/2015
Contract end date	

17/18 Contracted general activity (UDA)	19,576
Carry forward general activity (UDA)	-347
17/18 Contracted orthodontic activity (UOA)	0
Carry forward orthodontic activity (UOA)	0
Baseline contract value	£505,945.86

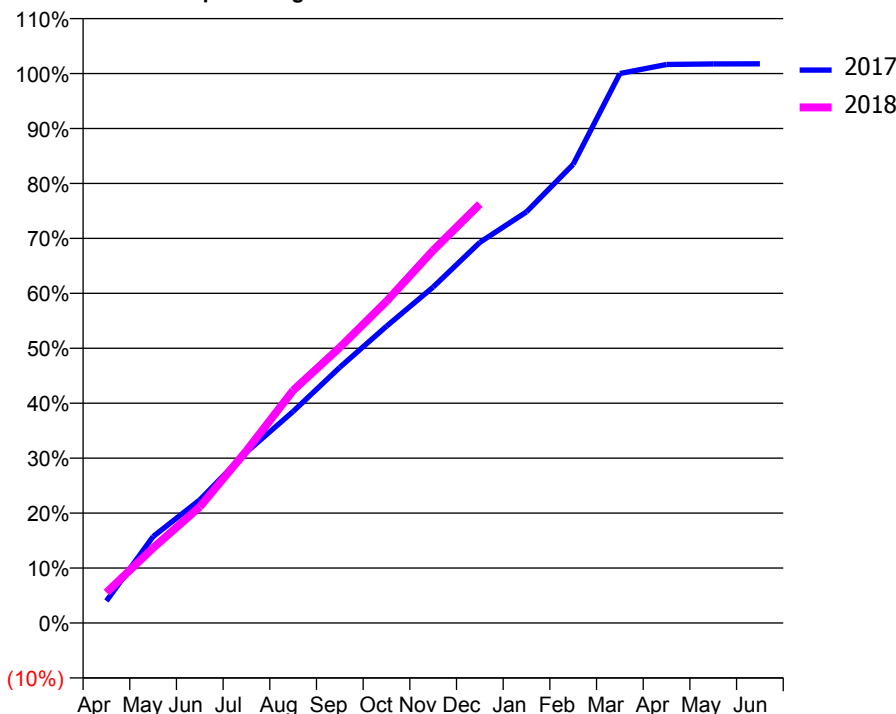
ACCESS*

Patients seen in 24 months	Total	Change since previous quarter
Quarter ending December 2016	5,242	
Quarter ending March 2017	5,656	↑
Quarter ending June 2017	6,003	↑
Quarter ending September 2017	6,174	↑
Quarter ending December 2017	6,159	→
Variance since December 2016	17.5%	↑



ACTIVITY

Cumulative percentage of contracted UDA delivered 2017 & 2018



Month	Adjusted Scheduled Activity (UDA)	
	2017	2018
April	785	1,087
May	3,082	2,674
June	4,389	4,141
July	6,088	6,138
August	7,535	8,289
September	9,111	9,818
October	10,571	11,460
November	11,968	13,277
December	13,562	14,925
January	14,647	
February	16,337	
March	19,572	
April	19,895	
May	19,918	
June	19,922	

QUALITY

	Quantity	Base Number	Contract	AT	Region	England
% of FP17s for the same patient ID Re-attending within 3 months - Children	82	1,351	6.1%	11.0%	11.8%	12.0%
% of FP17s for the same patient ID Re-attending within 3 months - Adults	786	4,714	16.7%	14.5%	15.3%	15.9%
% of FP17s for the same patient ID Re-attending between 3 & 9 months - Children	567	1,351	42.0%	56.7%	59.1%	58.0%
% of FP17s for the same patient ID Re-attending between 3 & 9 months - Adults	2,055	4,714	43.6%	48.2%	51.5%	50.5%
% of FP17s for Band 1 Urgent Courses	685	5,915	11.6%	8.6%	8.0%	9.0%
% of FP17s Relating to Free Repair or Replacements	54	5,915	0.9%	0.7%	0.8%	0.8%
% of FP17s Relating to Continuations	114	5,915	1.9%	0.9%	1.1%	1.1%
% of Patients satisfied with the dentistry they have received	5	5	N/A	91.1%	91.6%	91.5%
% of Patients satisfied with the time they had to wait for an appointment	4	5	N/A	86.8%	88.3%	87.9%

* This is based on patients treated on this contract for their most recent course of treatment. Figures in italics indicate the base number of FP17s or Patient Questionnaire responses are less than 100. N/A is shown where the base number of responses is less than 10 during the period. % is calculated as Quantity/Base number*100

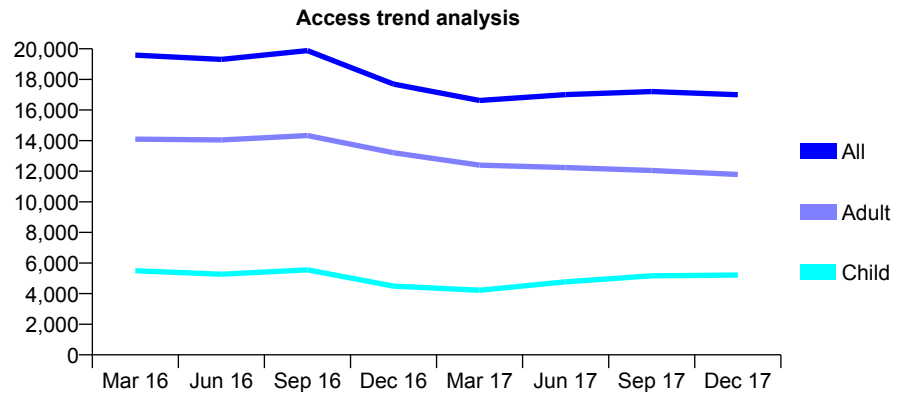
Q58 - Vital Signs At a Glance Contract Report for 121096/0001 - December 2017

Name or company name	Luton Centre Limited
Contract type name	GDS Contract
Purpose of contract	General
Contract start date	01/12/2007
Contract end date	

17/18 Contracted general activity (UDA)	47,677
Carry forward general activity (UDA)	0
17/18 Contracted orthodontic activity (UOA)	0
Carry forward orthodontic activity (UOA)	0
Baseline contract value	£1,315,689.14

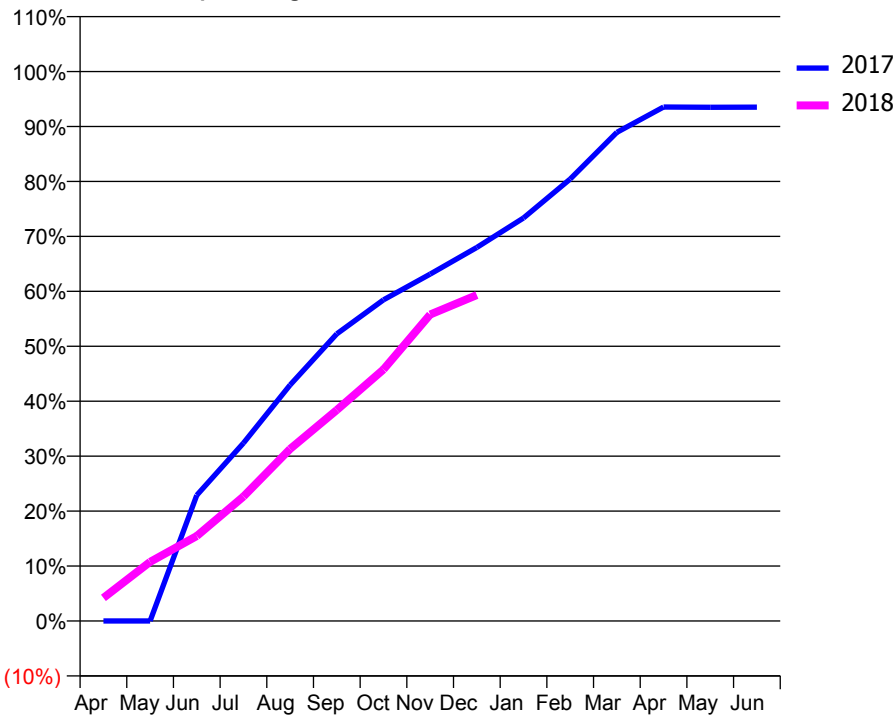
ACCESS*

Patients seen in 24 months	Total	Change since previous quarter
Quarter ending December 2016	17,696	
Quarter ending March 2017	16,624	↓
Quarter ending June 2017	17,009	↑
Quarter ending September 2017	17,209	→
Quarter ending December 2017	16,998	↓
Variance since December 2016	(3.9%)	↓



ACTIVITY

Cumulative percentage of contracted UDA delivered 2017 & 2018



Month	Adjusted Scheduled Activity (UDA)	
	2017	2018
April	0	2,007
May	0	5,130
June	10,920	7,374
July	15,435	10,798
August	20,479	14,927
September	24,912	18,313
October	27,865	21,824
November	30,095	26,596
December	32,407	28,284
January	34,967	
February	38,342	
March	42,397	
April	44,595	
May	44,577	
June	44,583	

QUALITY

	Quantity	Base Number	Contract	AT	Region	England
% of FP17s for the same patient ID Re-attending within 3 months - Children	379	6,120	6.2%	11.0%	11.8%	12.0%
% of FP17s for the same patient ID Re-attending within 3 months - Adults	627	8,985	7.0%	14.5%	15.3%	15.9%
% of FP17s for the same patient ID Re-attending between 3 & 9 months - Children	2,663	6,120	43.5%	56.7%	59.1%	58.0%
% of FP17s for the same patient ID Re-attending between 3 & 9 months - Adults	3,383	8,985	37.7%	48.2%	51.5%	50.5%
% of FP17s for Band 1 Urgent Courses	463	14,058	3.3%	8.6%	8.0%	9.0%
% of FP17s Relating to Free Repair or Replacements	61	14,058	0.4%	0.7%	0.8%	0.8%
% of FP17s Relating to Continuations	61	14,058	0.4%	0.9%	1.1%	1.1%
% of Patients satisfied with the dentistry they have received	9	10	90.0%	91.1%	91.6%	91.5%
% of Patients satisfied with the time they had to wait for an appointment	7	10	70.0%	86.8%	88.3%	87.9%

* This is based on patients treated on this contract for their most recent course of treatment. Figures in italics indicate the base number of FP17s or Patient Questionnaire responses are less than 100. N/A is shown where the base number of responses is less than 10 during the period. % is calculated as Quantity/Base number*100

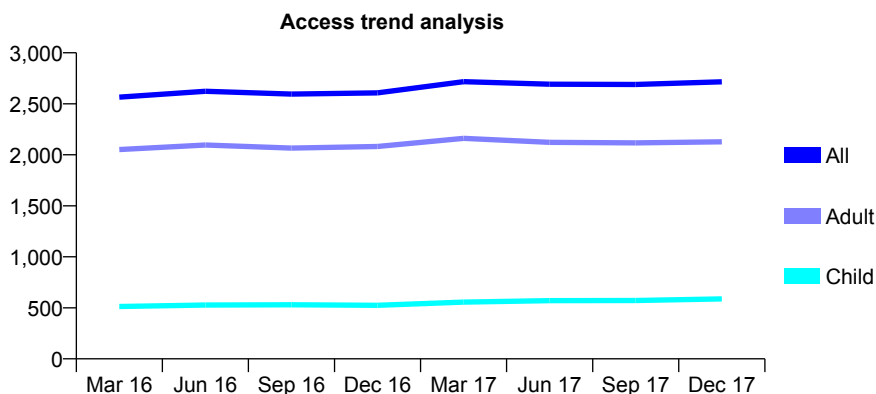
Q58 - Vital Signs At a Glance Contract Report for 121339/0001 - December 2017

Name or company name	Mr and Mrs Desai
Contract type name	GDS Contract
Purpose of contract	General
Contract start date	01/02/2013
Contract end date	

17/18 Contracted general activity (UDA)	6,300
Carry forward general activity (UDA)	-51
17/18 Contracted orthodontic activity (UOA)	0
Carry forward orthodontic activity (UOA)	0
Baseline contract value	£141,520.37

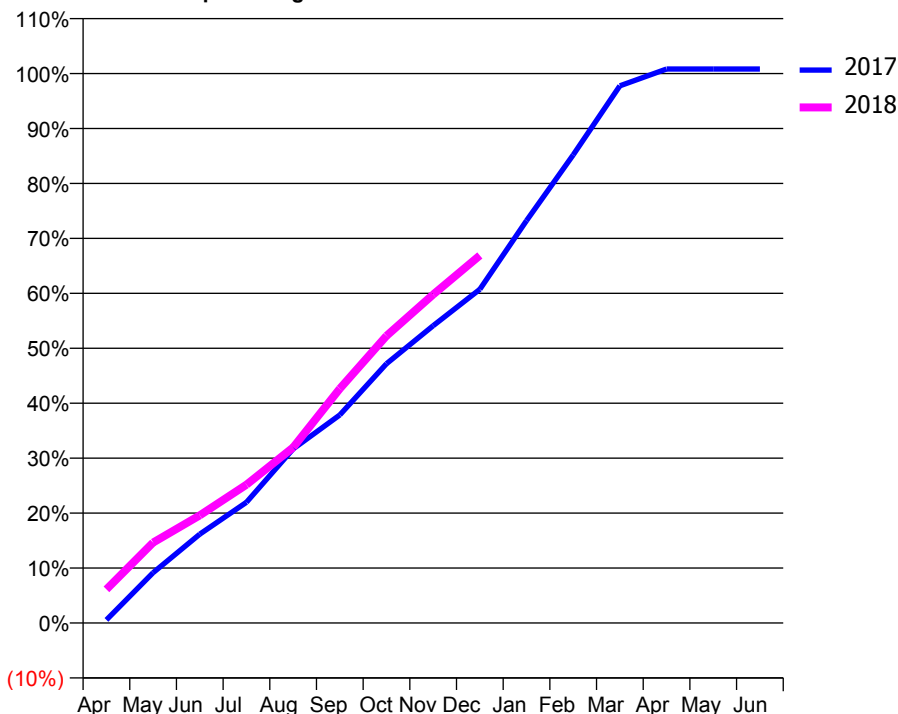
ACCESS*

Patients seen in 24 months	Total	Change since previous quarter
Quarter ending December 2016	2,607	
Quarter ending March 2017	2,717	↑
Quarter ending June 2017	2,692	→
Quarter ending September 2017	2,689	→
Quarter ending December 2017	2,716	→
Variance since December 2016	4.2%	↑



ACTIVITY

Cumulative percentage of contracted UDA delivered 2017 & 2018



Month	Adjusted Scheduled Activity (UDA)	
	2017	2018
April	36	387
May	576	923
June	1,019	1,235
July	1,384	1,586
August	1,996	2,013
September	2,386	2,686
October	2,973	3,292
November	3,408	3,766
December	3,826	4,215
January	4,613	
February	5,367	
March	6,159	
April	6,351	
May	6,351	
June	6,351	

QUALITY

	Quantity	Base Number	Contract	AT	Region	England
% of FP17s for the same patient ID Re-attending within 3 months - Children	23	546	4.2%	11.0%	11.8%	12.0%
% of FP17s for the same patient ID Re-attending within 3 months - Adults	153	1,631	9.4%	14.5%	15.3%	15.9%
% of FP17s for the same patient ID Re-attending between 3 & 9 months - Children	272	546	49.8%	56.7%	59.1%	58.0%
% of FP17s for the same patient ID Re-attending between 3 & 9 months - Adults	762	1,631	46.7%	48.2%	51.5%	50.5%
% of FP17s for Band 1 Urgent Courses	29	2,087	1.4%	8.6%	8.0%	9.0%
% of FP17s Relating to Free Repair or Replacements	3	2,087	0.1%	0.7%	0.8%	0.8%
% of FP17s Relating to Continuations	22	2,087	1.1%	0.9%	1.1%	1.1%
% of Patients satisfied with the dentistry they have received	3	3	N/A	91.1%	91.6%	91.5%
% of Patients satisfied with the time they had to wait for an appointment	3	3	N/A	86.8%	88.3%	87.9%

* This is based on patients treated on this contract for their most recent course of treatment. Figures in italics indicate the base number of FP17s or Patient Questionnaire responses are less than 100. N/A is shown where the base number of responses is less than 10 during the period. % is calculated as Quantity/Base number*100

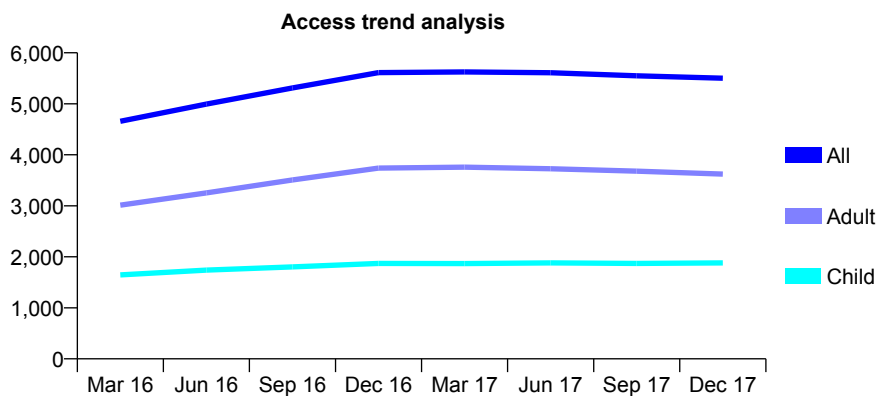
Q58 - Vital Signs At a Glance Contract Report for 122114/0001 - December 2017

Name or company name	Hudson's Dental Care
Contract type name	GDS Contract
Purpose of contract	General
Contract start date	01/01/2015
Contract end date	

17/18 Contracted general activity (UDA)	12,720
Carry forward general activity (UDA)	-126
17/18 Contracted orthodontic activity (UOA)	0
Carry forward orthodontic activity (UOA)	0
Baseline contract value	£270,792.04

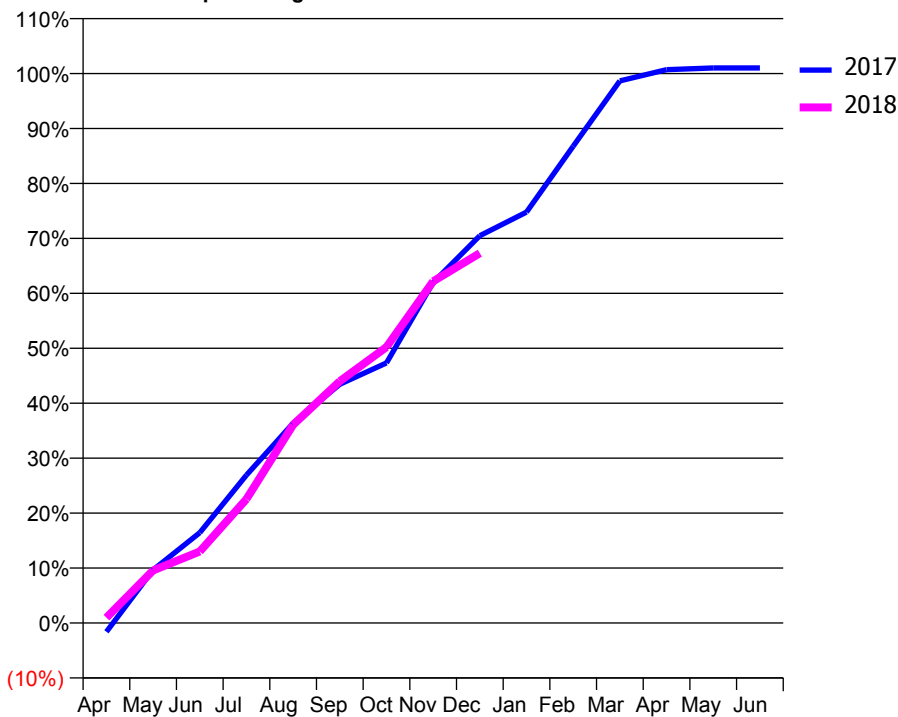
ACCESS*

Patients seen in 24 months	Total	Change since previous quarter
Quarter ending December 2016	5,612	
Quarter ending March 2017	5,624	→
Quarter ending June 2017	5,608	→
Quarter ending September 2017	5,550	↓
Quarter ending December 2017	5,503	→
Variance since December 2016	(1.9%)	↓



ACTIVITY

Cumulative percentage of contracted UDA delivered 2017 & 2018



Month	Adjusted Scheduled Activity (UDA)	
	2017	2018
April	-206	126
May	1,229	1,218
June	2,093	1,657
July	3,423	2,868
August	4,626	4,587
September	5,527	5,598
October	6,022	6,389
November	7,882	7,911
December	8,966	8,561
January	9,513	
February	11,035	
March	12,550	
April	12,807	
May	12,847	
June	12,847	

QUALITY

	Quantity	Base Number	Contract	AT	Region	England
% of FP17s for the same patient ID Re-attending within 3 months - Children	141	1,936	7.3%	11.0%	11.8%	12.0%
% of FP17s for the same patient ID Re-attending within 3 months - Adults	381	3,226	11.8%	14.5%	15.3%	15.9%
% of FP17s for the same patient ID Re-attending between 3 & 9 months - Children	1,049	1,936	54.2%	56.7%	59.1%	58.0%
% of FP17s for the same patient ID Re-attending between 3 & 9 months - Adults	1,628	3,226	50.5%	48.2%	51.5%	50.5%
% of FP17s for Band 1 Urgent Courses	309	4,987	6.2%	8.6%	8.0%	9.0%
% of FP17s Relating to Free Repair or Replacements	28	4,987	0.6%	0.7%	0.8%	0.8%
% of FP17s Relating to Continuations	107	4,987	2.1%	0.9%	1.1%	1.1%
% of Patients satisfied with the dentistry they have received	3	4	N/A	91.1%	91.6%	91.5%
% of Patients satisfied with the time they had to wait for an appointment	4	4	N/A	86.8%	88.3%	87.9%

* This is based on patients treated on this contract for their most recent course of treatment. Figures in italics indicate the base number of FP17s or Patient Questionnaire responses are less than 100. N/A is shown where the base number of responses is less than 10 during the period. % is calculated as Quantity/Base number*100

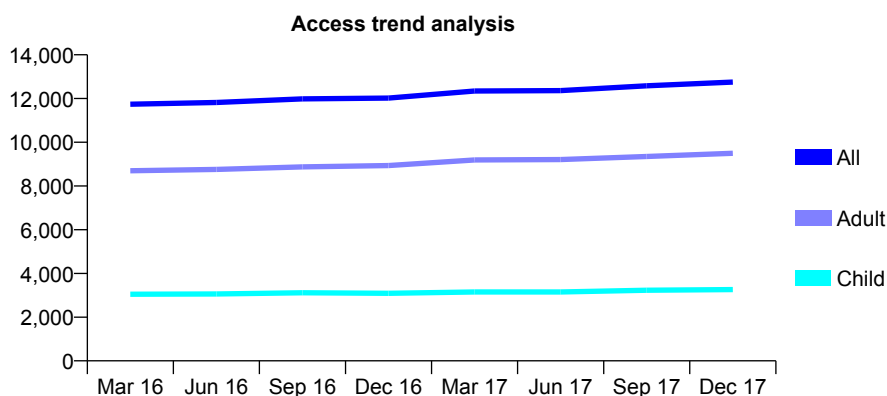
Q58 - Vital Signs At a Glance Contract Report for 122378/0001 - December 2017

Name or company name	Mr A Pangotra & Dr P Taneja
Contract type name	GDS Contract
Purpose of contract	General
Contract start date	01/04/2014
Contract end date	

17/18 Contracted general activity (UDA)	41,404
Carry forward general activity (UDA)	682
17/18 Contracted orthodontic activity (UOA)	0
Carry forward orthodontic activity (UOA)	0
Baseline contract value	£1,128,866.74

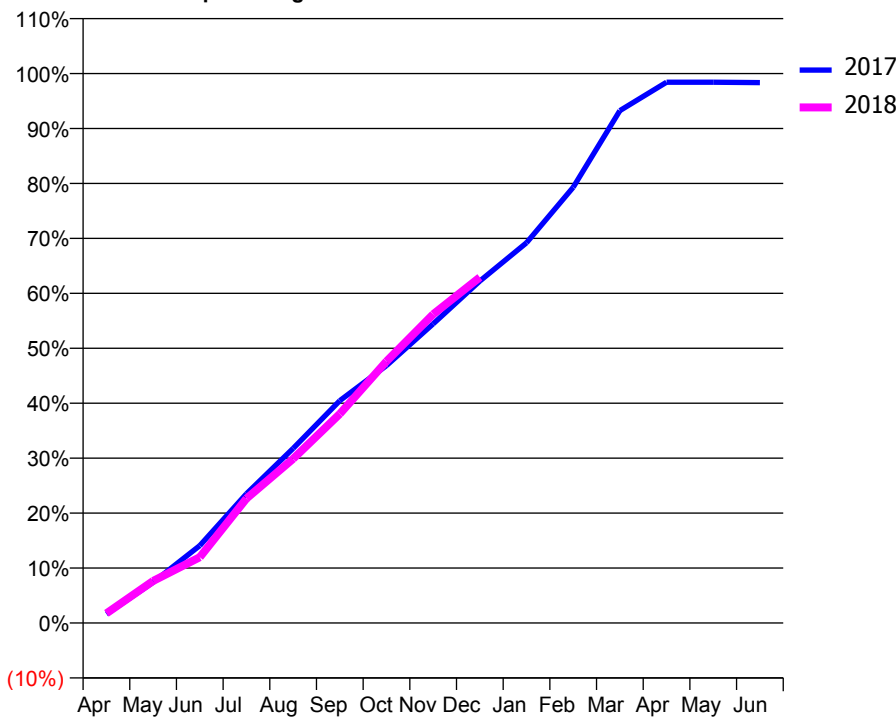
ACCESS*

Patients seen in 24 months	Total	Change since previous quarter
Quarter ending December 2016	12,020	
Quarter ending March 2017	12,342	↑
Quarter ending June 2017	12,360	→
Quarter ending September 2017	12,581	→
Quarter ending December 2017	12,755	→
Variance since December 2016	6.1%	↑



ACTIVITY

Cumulative percentage of contracted UDA delivered 2017 & 2018



Month	2017	2018
April	681	731
May	3,067	3,168
June	5,829	4,958
July	9,736	9,376
August	13,162	12,369
September	16,754	15,757
October	19,392	19,721
November	22,537	23,267
December	25,766	26,046
January	28,648	
February	32,826	
March	38,609	
April	40,748	
May	40,748	
June	40,722	

QUALITY

	Quantity	Base Number	Contract	AT	Region	England
% of FP17s for the same patient ID Re-attending within 3 months - Children	231	3,510	6.6%	11.0%	11.8%	12.0%
% of FP17s for the same patient ID Re-attending within 3 months - Adults	1,170	8,472	13.8%	14.5%	15.3%	15.9%
% of FP17s for the same patient ID Re-attending between 3 & 9 months - Children	2,262	3,510	64.4%	56.7%	59.1%	58.0%
% of FP17s for the same patient ID Re-attending between 3 & 9 months - Adults	4,123	8,472	48.7%	48.2%	51.5%	50.5%
% of FP17s for Band 1 Urgent Courses	1,215	11,232	10.8%	8.6%	8.0%	9.0%
% of FP17s Relating to Free Repair or Replacements	27	11,232	0.2%	0.7%	0.8%	0.8%
% of FP17s Relating to Continuations	183	11,232	1.6%	0.9%	1.1%	1.1%
% of Patients satisfied with the dentistry they have received	10	10	100.0%	91.1%	91.6%	91.5%
% of Patients satisfied with the time they had to wait for an appointment	10	10	100.0%	86.8%	88.3%	87.9%

* This is based on patients treated on this contract for their most recent course of treatment. Figures in italics indicate the base number of FP17s or Patient Questionnaire responses are less than 100. N/A is shown where the base number of responses is less than 10 during the period. % is calculated as Quantity/Base number*100

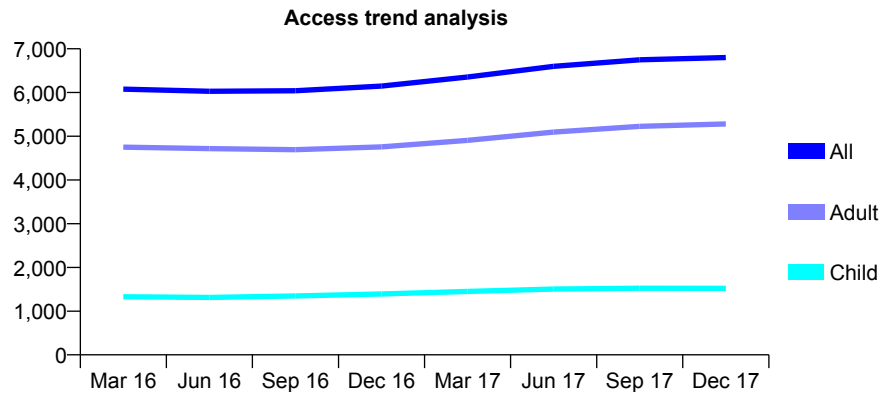
Q58 - Vital Signs At a Glance Contract Report for 124311/0001 - December 2017

Name or company name	Victoria Promenade Dental Practice
Contract type name	GDS Contract
Purpose of contract	General
Contract start date	01/04/2006
Contract end date	

17/18 Contracted general activity (UDA)	18,742
Carry forward general activity (UDA)	0
17/18 Contracted orthodontic activity (UOA)	0
Carry forward orthodontic activity (UOA)	0
Baseline contract value	£499,798.53

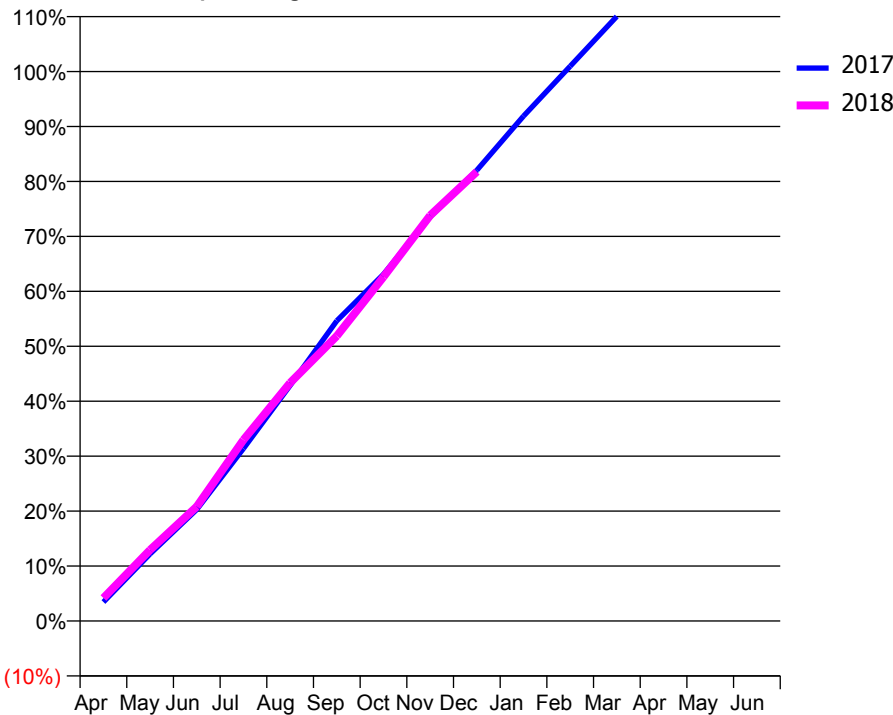
ACCESS*

Patients seen in 24 months	Total	Change since previous quarter
Quarter ending December 2016	6,149	
Quarter ending March 2017	6,355	↑
Quarter ending June 2017	6,599	↑
Quarter ending September 2017	6,749	↑
Quarter ending December 2017	6,801	→
Variance since December 2016	10.6%	↑



ACTIVITY

Cumulative percentage of contracted UDA delivered 2017 & 2018



Month	Adjusted Scheduled Activity (UDA)	
	2017	2018
April	650	784
May	2,289	2,425
June	3,806	3,906
July	5,884	6,179
August	8,033	8,124
September	10,238	9,724
October	11,827	11,735
November	13,789	13,832
December	15,376	15,325
January	17,224	
February	18,922	
March	20,625	
April	21,661	
May	21,700	
June	21,710	

QUALITY

	Quantity	Base Number	Contract	AT	Region	England
% of FP17s for the same patient ID Re-attending within 3 months - Children	120	1,692	7.1%	11.0%	11.8%	12.0%
% of FP17s for the same patient ID Re-attending within 3 months - Adults	678	5,620	12.1%	14.5%	15.3%	15.9%
% of FP17s for the same patient ID Re-attending between 3 & 9 months - Children	1,001	1,692	59.2%	56.7%	59.1%	58.0%
% of FP17s for the same patient ID Re-attending between 3 & 9 months - Adults	3,163	5,620	56.3%	48.2%	51.5%	50.5%
% of FP17s for Band 1 Urgent Courses	419	6,376	6.6%	8.6%	8.0%	9.0%
% of FP17s Relating to Free Repair or Replacements	113	6,376	1.8%	0.7%	0.8%	0.8%
% of FP17s Relating to Continuations	36	6,376	0.6%	0.9%	1.1%	1.1%
% of Patients satisfied with the dentistry they have received	9	10	90.0%	91.1%	91.6%	91.5%
% of Patients satisfied with the time they had to wait for an appointment	9	10	90.0%	86.8%	88.3%	87.9%

* This is based on patients treated on this contract for their most recent course of treatment. Figures in italics indicate the base number of FP17s or Patient Questionnaire responses are less than 100. N/A is shown where the base number of responses is less than 10 during the period. % is calculated as Quantity/Base number*100

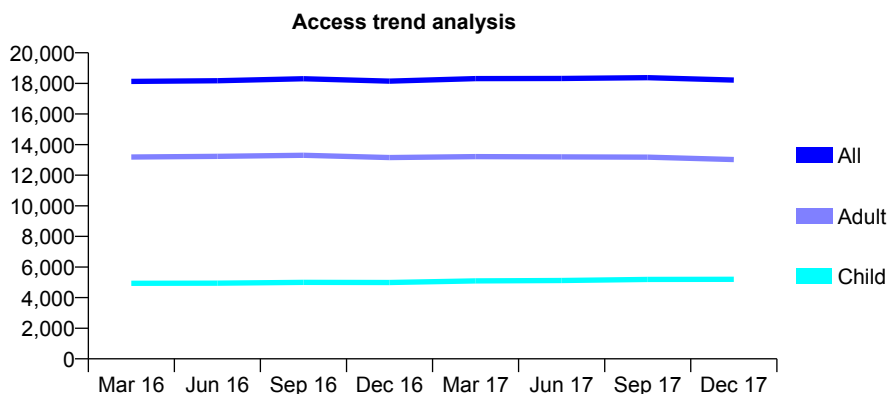
Q58 - Vital Signs At a Glance Contract Report for 126047/0001 - December 2017

Name or company name	Conation Partners Ltd
Contract type name	GDS Contract
Purpose of contract	General
Contract start date	01/11/2007
Contract end date	

17/18 Contracted general activity (UDA)	47,407
Carry forward general activity (UDA)	691
17/18 Contracted orthodontic activity (UOA)	0
Carry forward orthodontic activity (UOA)	0
Baseline contract value	£1,442,880.00

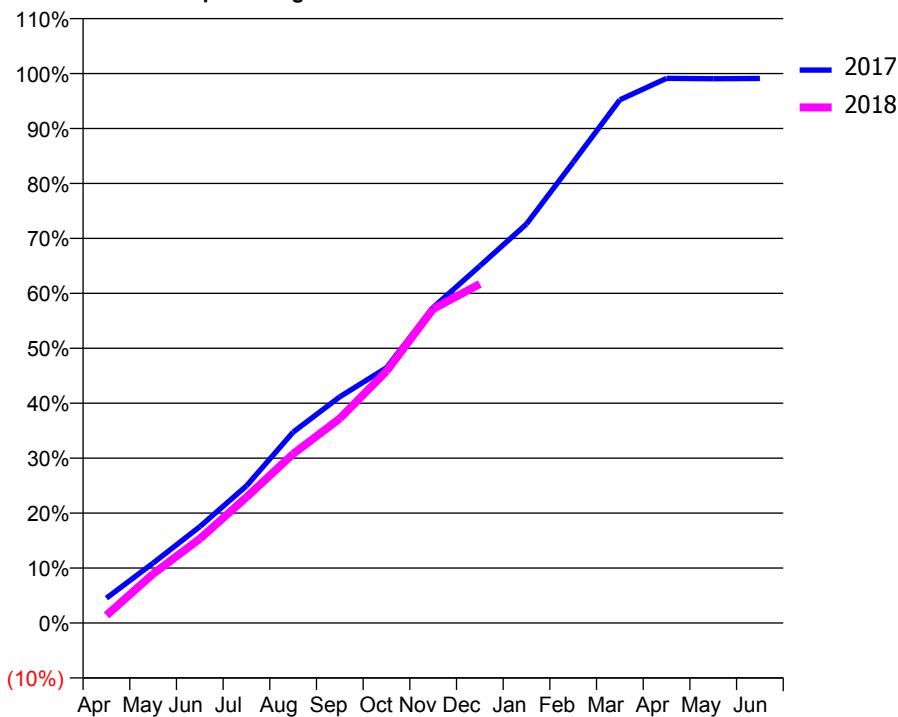
ACCESS*

Patients seen in 24 months	Total	Change since previous quarter
Quarter ending December 2016	18,144	
Quarter ending March 2017	18,310	→
Quarter ending June 2017	18,319	→
Quarter ending September 2017	18,375	→
Quarter ending December 2017	18,215	→
Variance since December 2016	0.4%	→



ACTIVITY

Cumulative percentage of contracted UDA delivered 2017 & 2018



Month	Adjusted Scheduled Activity (UDA)	
	2017	2018
April	2,148	665
May	5,172	4,243
June	8,314	7,270
July	11,827	10,849
August	16,468	14,594
September	19,516	17,642
October	22,021	21,720
November	27,224	27,102
December	30,800	29,246
January	34,425	
February	39,751	
March	45,139	
April	46,987	
May	46,953	
June	46,976	

QUALITY

	Quantity	Base Number	Contract	AT	Region	England
% of FP17s for the same patient ID Re-attending within 3 months - Children	369	5,843	6.3%	11.0%	11.8%	12.0%
% of FP17s for the same patient ID Re-attending within 3 months - Adults	926	10,670	8.7%	14.5%	15.3%	15.9%
% of FP17s for the same patient ID Re-attending between 3 & 9 months - Children	3,762	5,843	64.4%	56.7%	59.1%	58.0%
% of FP17s for the same patient ID Re-attending between 3 & 9 months - Adults	5,465	10,670	51.2%	48.2%	51.5%	50.5%
% of FP17s for Band 1 Urgent Courses	1,123	15,844	7.1%	8.6%	8.0%	9.0%
% of FP17s Relating to Free Repair or Replacements	91	15,844	0.6%	0.7%	0.8%	0.8%
% of FP17s Relating to Continuations	28	15,844	0.2%	0.9%	1.1%	1.1%
% of Patients satisfied with the dentistry they have received	18	19	94.7%	91.1%	91.6%	91.5%
% of Patients satisfied with the time they had to wait for an appointment	17	19	89.5%	86.8%	88.3%	87.9%

* This is based on patients treated on this contract for their most recent course of treatment. Figures in italics indicate the base number of FP17s or Patient Questionnaire responses are less than 100. N/A is shown where the base number of responses is less than 10 during the period. % is calculated as Quantity/Base number*100

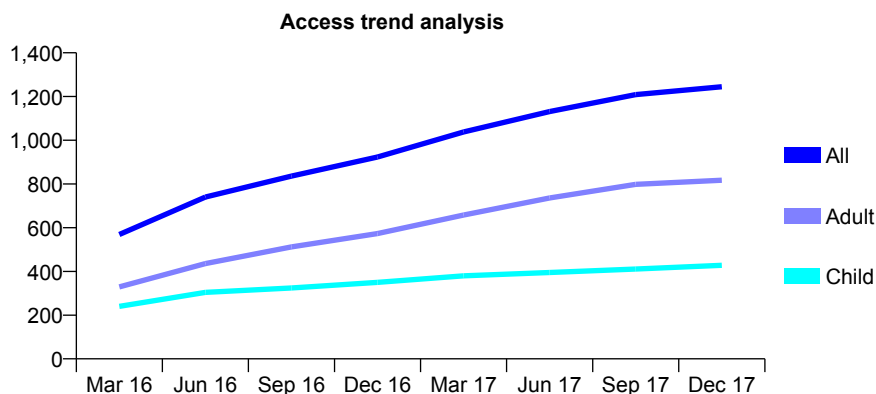
Q58 - Vital Signs At a Glance Contract Report for 127140/0001 - December 2017

Name or company name	Saving Smiles Rushden
Contract type name	GDS Contract
Purpose of contract	General
Contract start date	01/11/2015
Contract end date	

17/18 Contracted general activity (UDA)	3,550
Carry forward general activity (UDA)	79
17/18 Contracted orthodontic activity (UOA)	0
Carry forward orthodontic activity (UOA)	0
Baseline contract value	£90,646.52

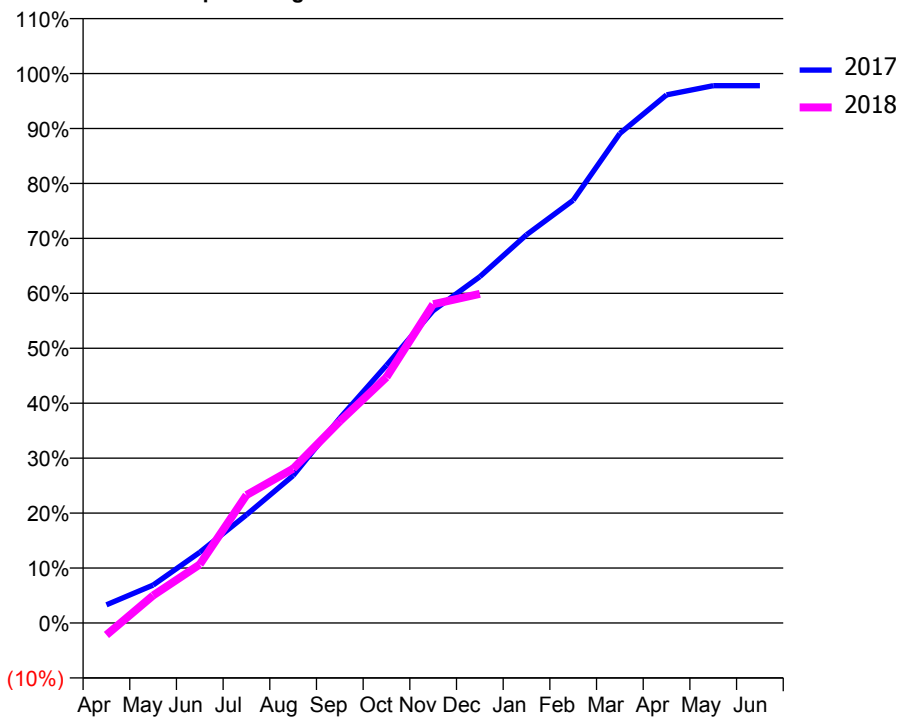
ACCESS*

Patients seen in 24 months	Total	Change since previous quarter
Quarter ending December 2016	923	
Quarter ending March 2017	1,038	↑
Quarter ending June 2017	1,131	↑
Quarter ending September 2017	1,209	↑
Quarter ending December 2017	1,245	↑
Variance since December 2016	34.9%	↑



ACTIVITY

Cumulative percentage of contracted UDA delivered 2017 & 2018



Month	Adjusted Scheduled Activity (UDA)	
	2017	2018
April	118	-78
May	245	178
June	457	378
July	699	827
August	952	997
September	1,324	1,303
October	1,665	1,588
November	2,018	2,060
December	2,238	2,127
January	2,508	
February	2,732	
March	3,163	
April	3,412	
May	3,471	
June	3,471	

QUALITY

	Quantity	Base Number	Contract	AT	Region	England
% of FP17s for the same patient ID Re-attending within 3 months - Children	43	473	9.1%	11.0%	11.8%	12.0%
% of FP17s for the same patient ID Re-attending within 3 months - Adults	141	850	16.6%	14.5%	15.3%	15.9%
% of FP17s for the same patient ID Re-attending between 3 & 9 months - Children	293	473	61.9%	56.7%	59.1%	58.0%
% of FP17s for the same patient ID Re-attending between 3 & 9 months - Adults	428	850	50.4%	48.2%	51.5%	50.5%
% of FP17s for Band 1 Urgent Courses	99	1,208	8.2%	8.6%	8.0%	9.0%
% of FP17s Relating to Free Repair or Replacements	2	1,208	0.2%	0.7%	0.8%	0.8%
% of FP17s Relating to Continuations	4	1,208	0.3%	0.9%	1.1%	1.1%
% of Patients satisfied with the dentistry they have received	1	1	N/A	91.1%	91.6%	91.5%
% of Patients satisfied with the time they had to wait for an appointment	1	1	N/A	86.8%	88.3%	87.9%

* This is based on patients treated on this contract for their most recent course of treatment. Figures in italics indicate the base number of FP17s or Patient Questionnaire responses are less than 100. N/A is shown where the base number of responses is less than 10 during the period. % is calculated as Quantity/Base number*100

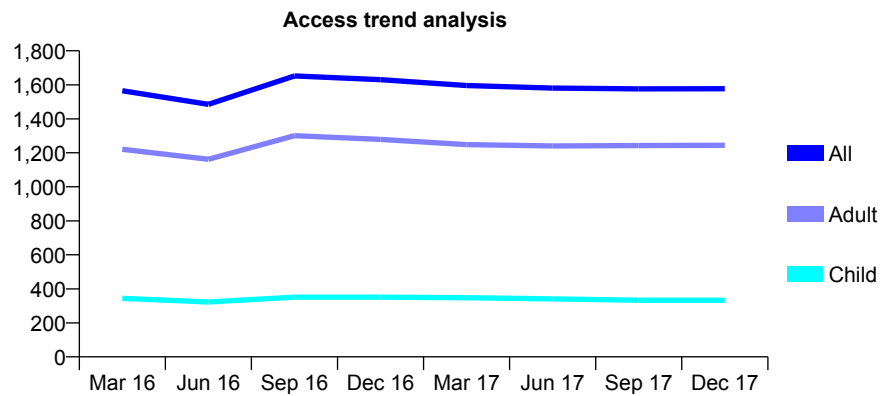
Q58 - Vital Signs At a Glance Contract Report for 127914/0001 - December 2017

Name or company name	Mr L Khiroya & Mr R Khiroya
Contract type name	GDS Contract
Purpose of contract	General
Contract start date	01/01/2012
Contract end date	

17/18 Contracted general activity (UDA)	2,841
Carry forward general activity (UDA)	-18
17/18 Contracted orthodontic activity (UOA)	0
Carry forward orthodontic activity (UOA)	0
Baseline contract value	£76,161.30

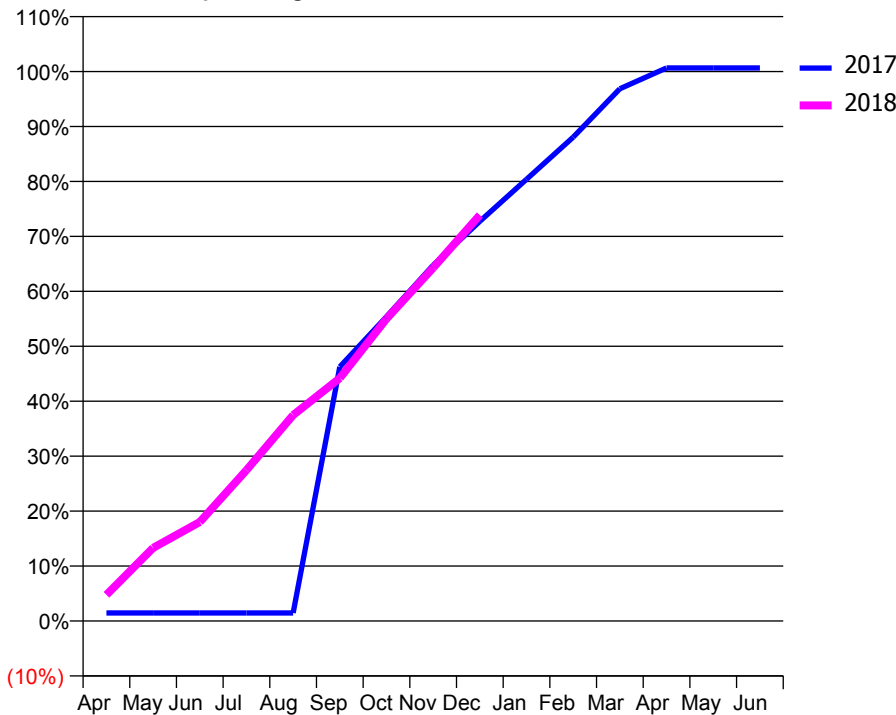
ACCESS*

Patients seen in 24 months	Total	Change since previous quarter
Quarter ending December 2016	1,630	
Quarter ending March 2017	1,596	↓
Quarter ending June 2017	1,581	→
Quarter ending September 2017	1,576	→
Quarter ending December 2017	1,577	→
Variance since December 2016	(3.3%)	↓



ACTIVITY

Cumulative percentage of contracted UDA delivered 2017 & 2018



Month	Adjusted Scheduled Activity (UDA)	
	2017	2018
April	42	136
May	42	378
June	42	512
July	42	780
August	42	1,065
September	1,314	1,256
October	1,574	1,563
November	1,839	1,826
December	2,066	2,099
January	2,284	
February	2,502	
March	2,752	
April	2,859	
May	2,859	
June	2,859	

QUALITY

	Quantity	Base Number	Contract	AT	Region	England
% of FP17s for the same patient ID Re-attending within 3 months - Children	8	263	3.0%	11.0%	11.8%	12.0%
% of FP17s for the same patient ID Re-attending within 3 months - Adults	55	869	6.3%	14.5%	15.3%	15.9%
% of FP17s for the same patient ID Re-attending between 3 & 9 months - Children	89	263	33.8%	56.7%	59.1%	58.0%
% of FP17s for the same patient ID Re-attending between 3 & 9 months - Adults	241	869	27.7%	48.2%	51.5%	50.5%
% of FP17s for Band 1 Urgent Courses	70	1,078	6.5%	8.6%	8.0%	9.0%
% of FP17s Relating to Free Repair or Replacements	0	1,078	0.0%	0.7%	0.8%	0.8%
% of FP17s Relating to Continuations	0	1,078	0.0%	0.9%	1.1%	1.1%
% of Patients satisfied with the dentistry they have received	1	1	N/A	91.1%	91.6%	91.5%
% of Patients satisfied with the time they had to wait for an appointment	1	1	N/A	86.8%	88.3%	87.9%

* This is based on patients treated on this contract for their most recent course of treatment. Figures in italics indicate the base number of FP17s or Patient Questionnaire responses are less than 100. N/A is shown where the base number of responses is less than 10 during the period. % is calculated as Quantity/Base number*100

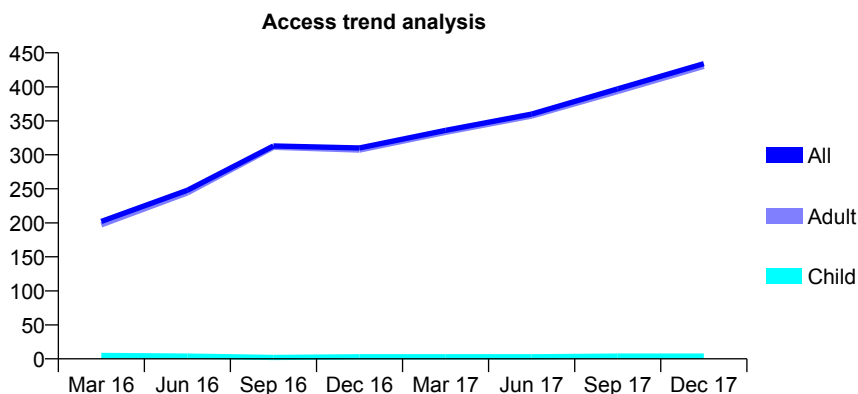
Q58 - Vital Signs At a Glance Contract Report for 128775/0001 - December 2017

Name or company name	MOS Hertfordshire LTD
Contract type name	PDS Contract
Purpose of contract	General
Contract start date	01/11/2012
Contract end date	31/03/2018

17/18 Contracted general activity (UDA)	924
Carry forward general activity (UDA)	0
17/18 Contracted orthodontic activity (UOA)	0
Carry forward orthodontic activity (UOA)	0
Baseline contract value	£61,601.02

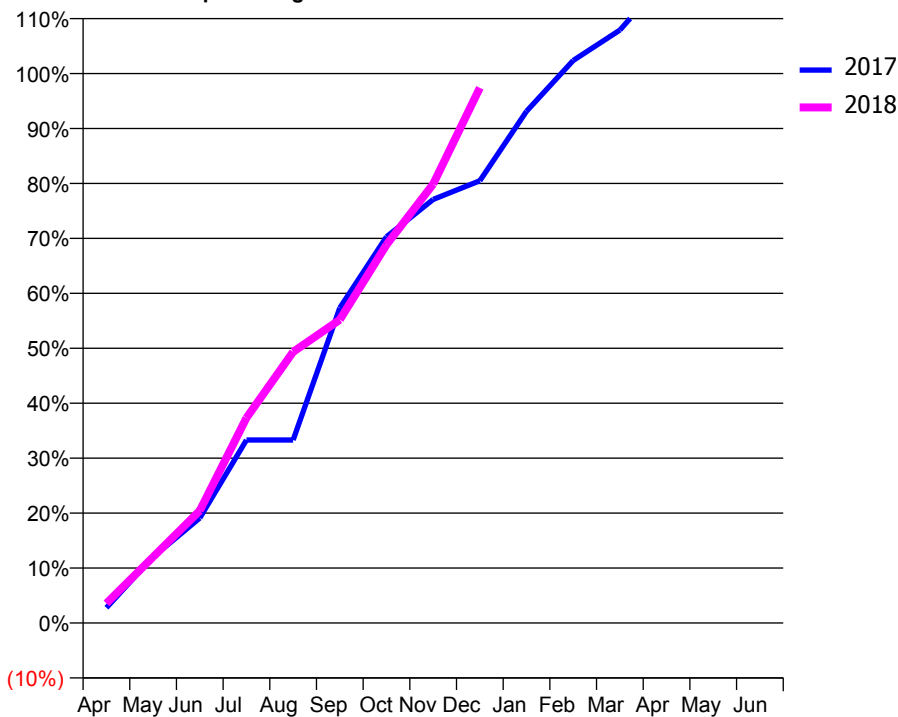
ACCESS*

Patients seen in 24 months	Total	Change since previous quarter
Quarter ending December 2016	310	
Quarter ending March 2017	336	↑
Quarter ending June 2017	360	↑
Quarter ending September 2017	397	↑
Quarter ending December 2017	434	↑
Variance since December 2016	40.0%	↑



ACTIVITY

Cumulative percentage of contracted UDA delivered 2017 & 2018



Month	Adjusted Scheduled Activity (UDA)	
	2017	2018
April	27	33
May	117	111
June	186	189
July	324	345
August	324	456
September	558	510
October	684	636
November	750	738
December	783	900
January	906	
February	996	
March	1,050	
April	1,143	
May	1,146	
June	1,146	

QUALITY

	Quantity	Base Number	Contract	AT	Region	England
% of FP17s for the same patient ID Re-attending within 3 months - Children	0	5	0.0%	11.0%	11.8%	12.0%
% of FP17s for the same patient ID Re-attending within 3 months - Adults	2	327	0.6%	14.5%	15.3%	15.9%
% of FP17s for the same patient ID Re-attending between 3 & 9 months - Children	0	5	0.0%	56.7%	59.1%	58.0%
% of FP17s for the same patient ID Re-attending between 3 & 9 months - Adults	2	327	0.6%	48.2%	51.5%	50.5%
% of FP17s for Band 1 Urgent Courses	0	300	0.0%	8.6%	8.0%	9.0%
% of FP17s Relating to Free Repair or Replacements	0	300	0.0%	0.7%	0.8%	0.8%
% of FP17s Relating to Continuations	0	300	0.0%	0.9%	1.1%	1.1%
% of Patients satisfied with the dentistry they have received	0	0	N/A	91.1%	91.6%	91.5%
% of Patients satisfied with the time they had to wait for an appointment	0	0	N/A	86.8%	88.3%	87.9%

* This is based on patients treated on this contract for their most recent course of treatment. Figures in italics indicate the base number of FP17s or Patient Questionnaire responses are less than 100. N/A is shown where the base number of responses is less than 10 during the period. % is calculated as Quantity/Base number*100

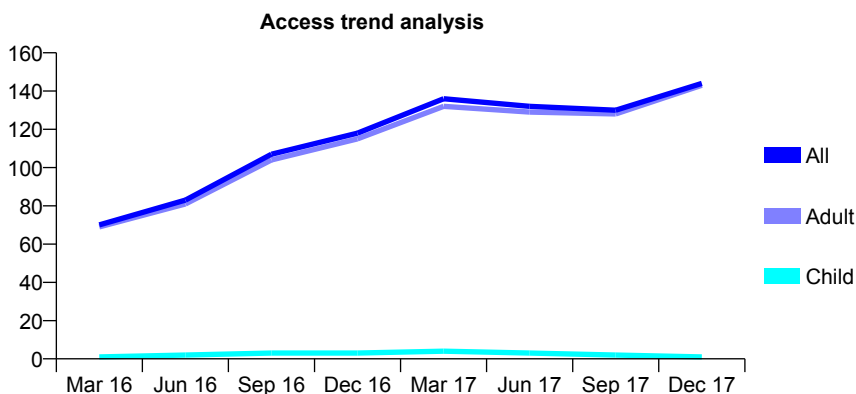
Q58 - Vital Signs At a Glance Contract Report for 128775/0002 - December 2017

Name or company name	MOS Hertfordshire LTD
Contract type name	PDS Contract
Purpose of contract	General
Contract start date	01/11/2012
Contract end date	31/03/2018

17/18 Contracted general activity (UDA)	276
Carry forward general activity (UDA)	0
17/18 Contracted orthodontic activity (UOA)	0
Carry forward orthodontic activity (UOA)	0
Baseline contract value	£18,401.02

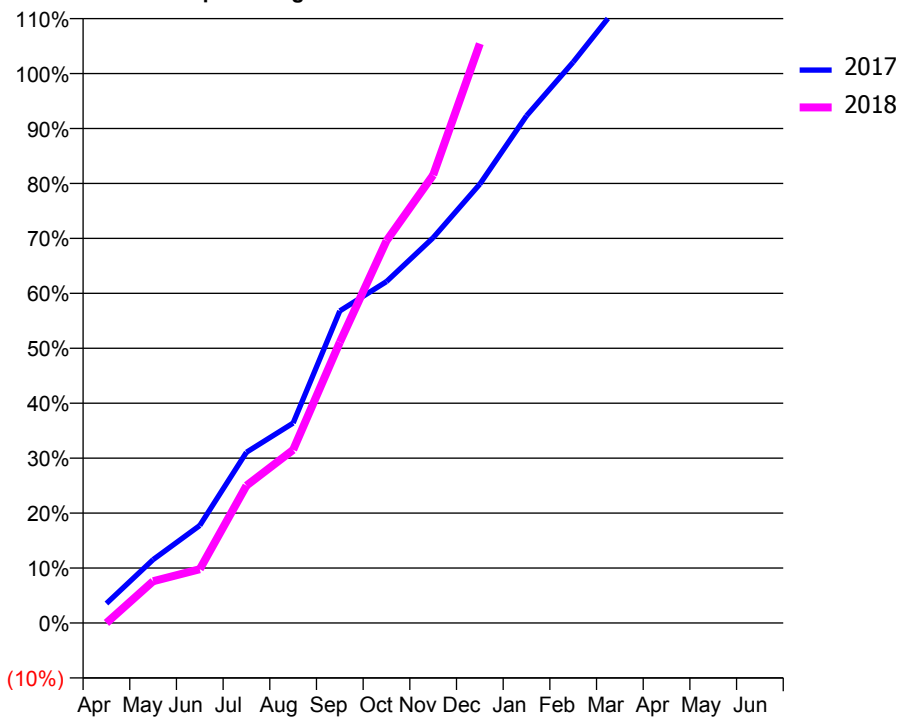
ACCESS*

Patients seen in 24 months	Total	Change since previous quarter
Quarter ending December 2016	118	
Quarter ending March 2017	136	↑
Quarter ending June 2017	132	↓
Quarter ending September 2017	130	↓
Quarter ending December 2017	144	↑
Variance since December 2016	22.0%	↑



ACTIVITY

Cumulative percentage of contracted UDA delivered 2017 & 2018



Month	Adjusted Scheduled Activity (UDA)	
	2017	2018
April	12	0
May	39	21
June	60	27
July	105	69
August	123	87
September	192	141
October	210	192
November	237	225
December	270	291
January	312	
February	345	
March	381	
April	399	
May	399	
June	399	

QUALITY

	Quantity	Base Number	Contract	AT	Region	England
% of FP17s for the same patient ID Re-attending within 3 months - Children	0	0	N/A	11.0%	11.8%	12.0%
% of FP17s for the same patient ID Re-attending within 3 months - Adults	0	104	0.0%	14.5%	15.3%	15.9%
% of FP17s for the same patient ID Re-attending between 3 & 9 months - Children	0	0	N/A	56.7%	59.1%	58.0%
% of FP17s for the same patient ID Re-attending between 3 & 9 months - Adults	0	104	0.0%	48.2%	51.5%	50.5%
% of FP17s for Band 1 Urgent Courses	0	97	0.0%	8.6%	8.0%	9.0%
% of FP17s Relating to Free Repair or Replacements	0	97	0.0%	0.7%	0.8%	0.8%
% of FP17s Relating to Continuations	0	97	0.0%	0.9%	1.1%	1.1%
% of Patients satisfied with the dentistry they have received	0	0	N/A	91.1%	91.6%	91.5%
% of Patients satisfied with the time they had to wait for an appointment	0	0	N/A	86.8%	88.3%	87.9%

* This is based on patients treated on this contract for their most recent course of treatment. Figures in italics indicate the base number of FP17s or Patient Questionnaire responses are less than 100. N/A is shown where the base number of responses is less than 10 during the period. % is calculated as Quantity/Base number*100

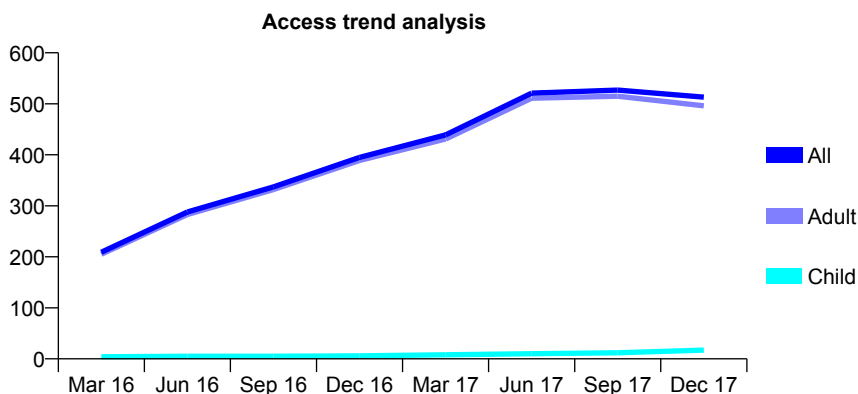
Q58 - Vital Signs At a Glance Contract Report for 128775/0003 - December 2017

Name or company name	MOS Hertfordshire LTD
Contract type name	PDS Contract
Purpose of contract	General
Contract start date	01/11/2012
Contract end date	31/03/2018

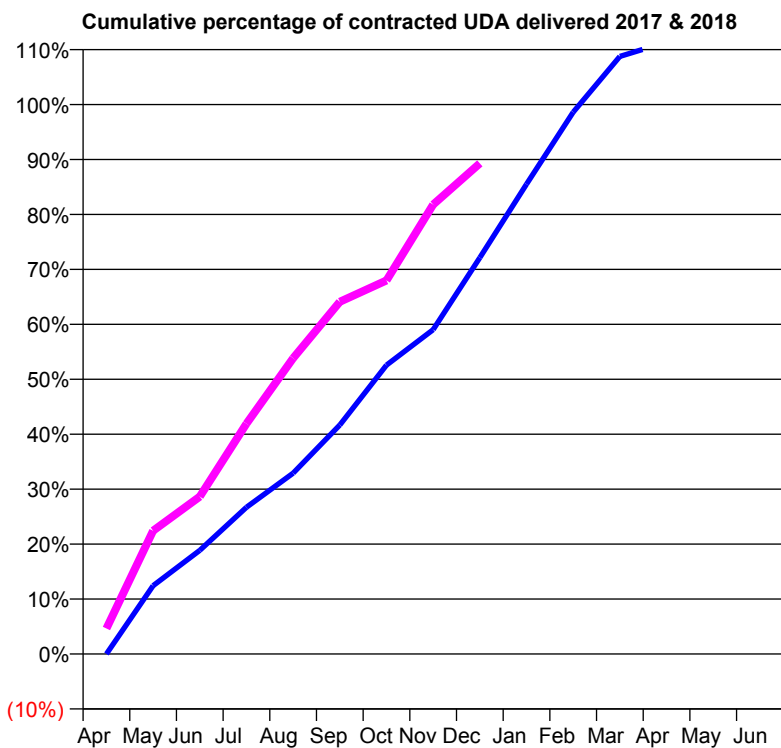
17/18 Contracted general activity (UDA)	1,159
Carry forward general activity (UDA)	0
17/18 Contracted orthodontic activity (UOA)	0
Carry forward orthodontic activity (UOA)	0
Baseline contract value	£77,267.69

ACCESS*

Patients seen in 24 months	Total	Change since previous quarter
Quarter ending December 2016	395	
Quarter ending March 2017	439	↑
Quarter ending June 2017	521	↑
Quarter ending September 2017	527	→
Quarter ending December 2017	513	↓
Variance since December 2016	29.9%	↑



ACTIVITY



Month	Adjusted Scheduled Activity (UDA)	
	2017	2018
April	0	54
May	162	260
June	246	332
July	348	486
August	429	624
September	543	743
October	685	788
November	769	948
December	940	1,035
January	1,114	
February	1,285	
March	1,417	
April	1,451	
May	1,457	
June	1,457	

QUALITY

	Quantity	Base Number	Contract	AT	Region	England
% of FP17s for the same patient ID Re-attending within 3 months - Children	0	19	0.0%	11.0%	11.8%	12.0%
% of FP17s for the same patient ID Re-attending within 3 months - Adults	3	342	0.9%	14.5%	15.3%	15.9%
% of FP17s for the same patient ID Re-attending between 3 & 9 months - Children	0	19	0.0%	56.7%	59.1%	58.0%
% of FP17s for the same patient ID Re-attending between 3 & 9 months - Adults	5	342	1.5%	48.2%	51.5%	50.5%
% of FP17s for Band 1 Urgent Courses	0	347	0.0%	8.6%	8.0%	9.0%
% of FP17s Relating to Free Repair or Replacements	0	347	0.0%	0.7%	0.8%	0.8%
% of FP17s Relating to Continuations	0	347	0.0%	0.9%	1.1%	1.1%
% of Patients satisfied with the dentistry they have received	0	0	N/A	91.1%	91.6%	91.5%
% of Patients satisfied with the time they had to wait for an appointment	0	0	N/A	86.8%	88.3%	87.9%

* This is based on patients treated on this contract for their most recent course of treatment. Figures in italics indicate the base number of FP17s or Patient Questionnaire responses are less than 100. N/A is shown where the base number of responses is less than 10 during the period. % is calculated as Quantity/Base number*100

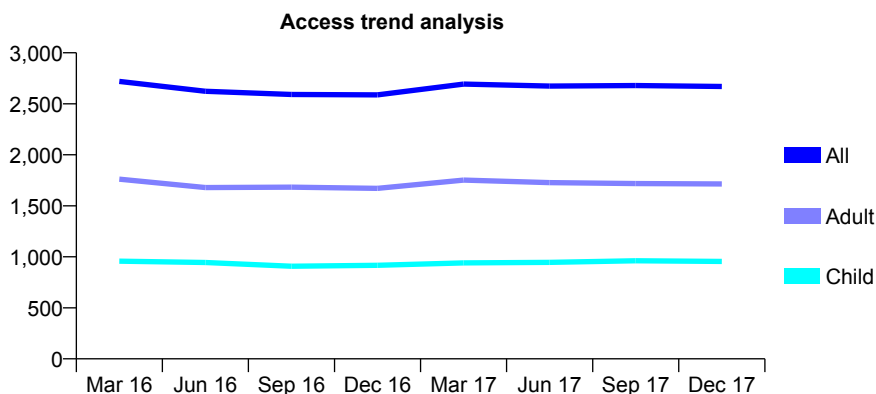
Q58 - Vital Signs At a Glance Contract Report for 129151/0002 - December 2017

Name or company name	Bargain Dentist.Com Limited
Contract type name	GDS Contract
Purpose of contract	General
Contract start date	01/04/2009
Contract end date	

17/18 Contracted general activity (UDA)	7,808
Carry forward general activity (UDA)	-107
17/18 Contracted orthodontic activity (UOA)	0
Carry forward orthodontic activity (UOA)	0
Baseline contract value	£232,763.42

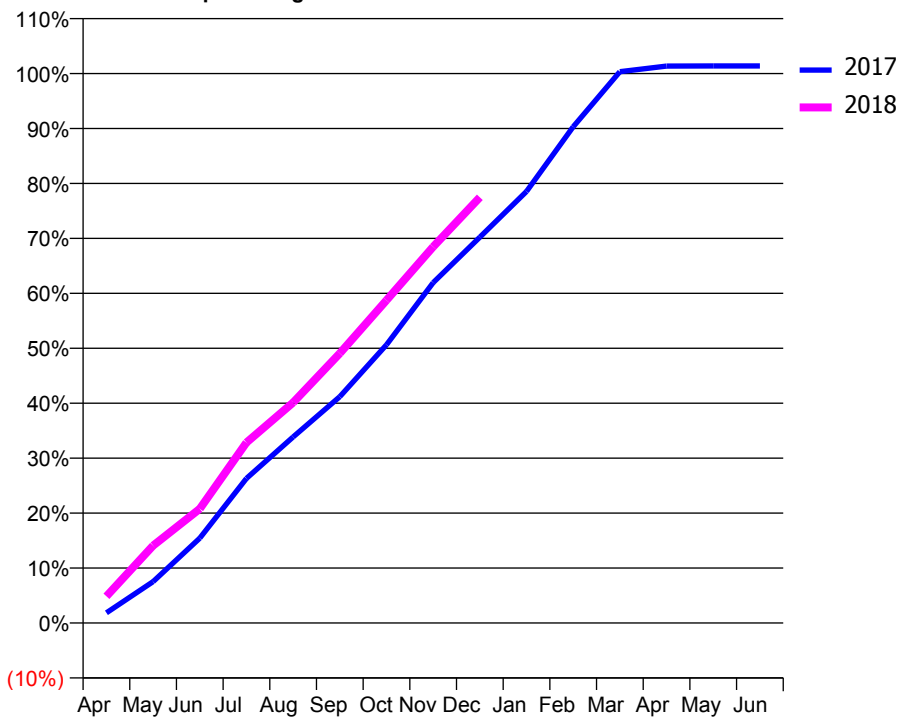
ACCESS*

Patients seen in 24 months	Total	Change since previous quarter
Quarter ending December 2016	2,588	
Quarter ending March 2017	2,693	↑
Quarter ending June 2017	2,674	→
Quarter ending September 2017	2,679	→
Quarter ending December 2017	2,670	→
Variance since December 2016	3.2%	↑



ACTIVITY

Cumulative percentage of contracted UDA delivered 2017 & 2018



Month	Adjusted Scheduled Activity (UDA)	
	2017	2018
April	145	381
May	588	1,100
June	1,205	1,624
July	2,054	2,565
August	2,644	3,132
September	3,217	3,832
October	3,953	4,586
November	4,836	5,345
December	5,483	6,048
January	6,133	
February	7,051	
March	7,835	
April	7,914	
May	7,916	
June	7,916	

QUALITY

	Quantity	Base Number	Contract	AT	Region	England
% of FP17s for the same patient ID Re-attending within 3 months - Children	57	1,077	5.3%	11.0%	11.8%	12.0%
% of FP17s for the same patient ID Re-attending within 3 months - Adults	129	1,269	10.2%	14.5%	15.3%	15.9%
% of FP17s for the same patient ID Re-attending between 3 & 9 months - Children	624	1,077	57.9%	56.7%	59.1%	58.0%
% of FP17s for the same patient ID Re-attending between 3 & 9 months - Adults	449	1,269	35.4%	48.2%	51.5%	50.5%
% of FP17s for Band 1 Urgent Courses	137	2,330	5.9%	8.6%	8.0%	9.0%
% of FP17s Relating to Free Repair or Replacements	14	2,330	0.6%	0.7%	0.8%	0.8%
% of FP17s Relating to Continuations	31	2,330	1.3%	0.9%	1.1%	1.1%
% of Patients satisfied with the dentistry they have received	2	2	N/A	91.1%	91.6%	91.5%
% of Patients satisfied with the time they had to wait for an appointment	2	2	N/A	86.8%	88.3%	87.9%

* This is based on patients treated on this contract for their most recent course of treatment. Figures in italics indicate the base number of FP17s or Patient Questionnaire responses are less than 100. N/A is shown where the base number of responses is less than 10 during the period. % is calculated as Quantity/Base number*100

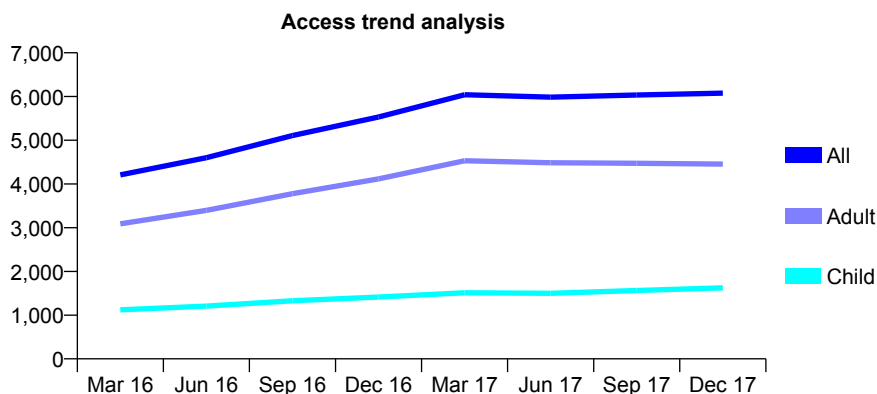
Q58 - Vital Signs At a Glance Contract Report for 129755/0003 - December 2017

Name or company name	Experdental Limited
Contract type name	GDS Contract
Purpose of contract	General
Contract start date	01/04/2015
Contract end date	

17/18 Contracted general activity (UDA)	25,000
Carry forward general activity (UDA)	606
17/18 Contracted orthodontic activity (UOA)	0
Carry forward orthodontic activity (UOA)	0
Baseline contract value	£659,828.73

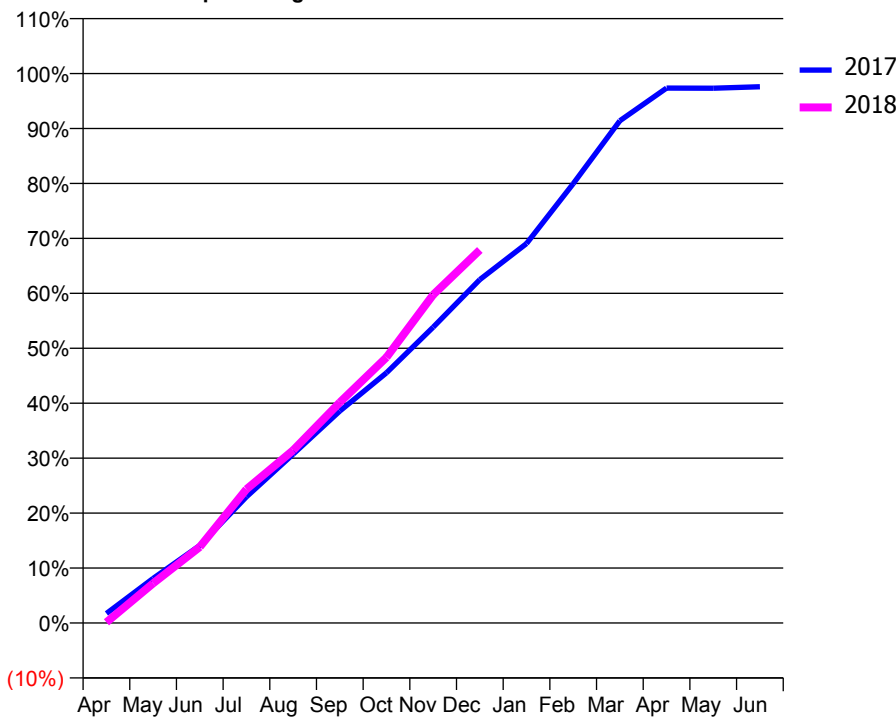
ACCESS*

Patients seen in 24 months	Total	Change since previous quarter
Quarter ending December 2016	5,530	
Quarter ending March 2017	6,041	↑
Quarter ending June 2017	5,986	→
Quarter ending September 2017	6,036	→
Quarter ending December 2017	6,078	→
Variance since December 2016	9.9%	↑



ACTIVITY

Cumulative percentage of contracted UDA delivered 2017 & 2018



Month	Adjusted Scheduled Activity (UDA)	
	2017	2018
April	433	36
May	2,029	1,805
June	3,525	3,460
July	5,740	6,085
August	7,682	7,857
September	9,646	10,035
October	11,381	12,089
November	13,459	14,936
December	15,627	16,974
January	17,263	
February	19,984	
March	22,851	
April	24,338	
May	24,332	
June	24,395	

QUALITY

	Quantity	Base Number	Contract	AT	Region	England
% of FP17s for the same patient ID Re-attending within 3 months - Children	58	1,591	3.6%	11.0%	11.8%	12.0%
% of FP17s for the same patient ID Re-attending within 3 months - Adults	221	3,683	6.0%	14.5%	15.3%	15.9%
% of FP17s for the same patient ID Re-attending between 3 & 9 months - Children	747	1,591	47.0%	56.7%	59.1%	58.0%
% of FP17s for the same patient ID Re-attending between 3 & 9 months - Adults	1,385	3,683	37.6%	48.2%	51.5%	50.5%
% of FP17s for Band 1 Urgent Courses	309	4,975	6.2%	8.6%	8.0%	9.0%
% of FP17s Relating to Free Repair or Replacements	23	4,975	0.5%	0.7%	0.8%	0.8%
% of FP17s Relating to Continuations	16	4,975	0.3%	0.9%	1.1%	1.1%
% of Patients satisfied with the dentistry they have received	7	9	N/A	91.1%	91.6%	91.5%
% of Patients satisfied with the time they had to wait for an appointment	8	9	N/A	86.8%	88.3%	87.9%

* This is based on patients treated on this contract for their most recent course of treatment. Figures in italics indicate the base number of FP17s or Patient Questionnaire responses are less than 100. N/A is shown where the base number of responses is less than 10 during the period. % is calculated as Quantity/Base number*100

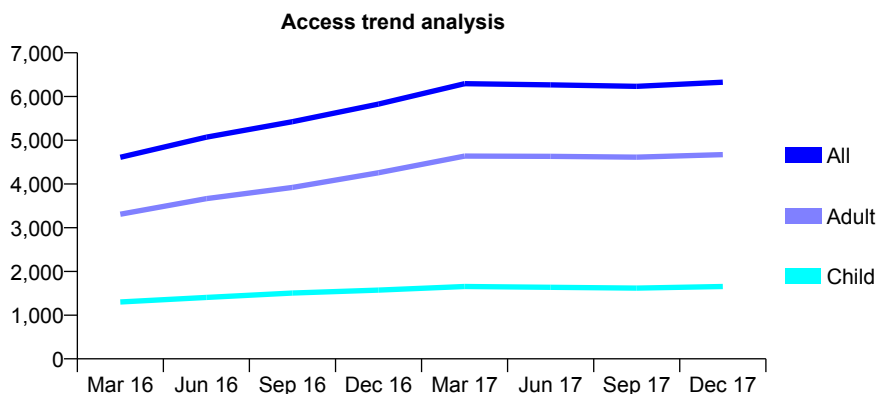
Q58 - Vital Signs At a Glance Contract Report for 129755/0004 - December 2017

Name or company name	Experdental Limited
Contract type name	GDS Contract
Purpose of contract	General
Contract start date	01/04/2015
Contract end date	

17/18 Contracted general activity (UDA)	23,755
Carry forward general activity (UDA)	751
17/18 Contracted orthodontic activity (UOA)	0
Carry forward orthodontic activity (UOA)	0
Baseline contract value	£614,794.45

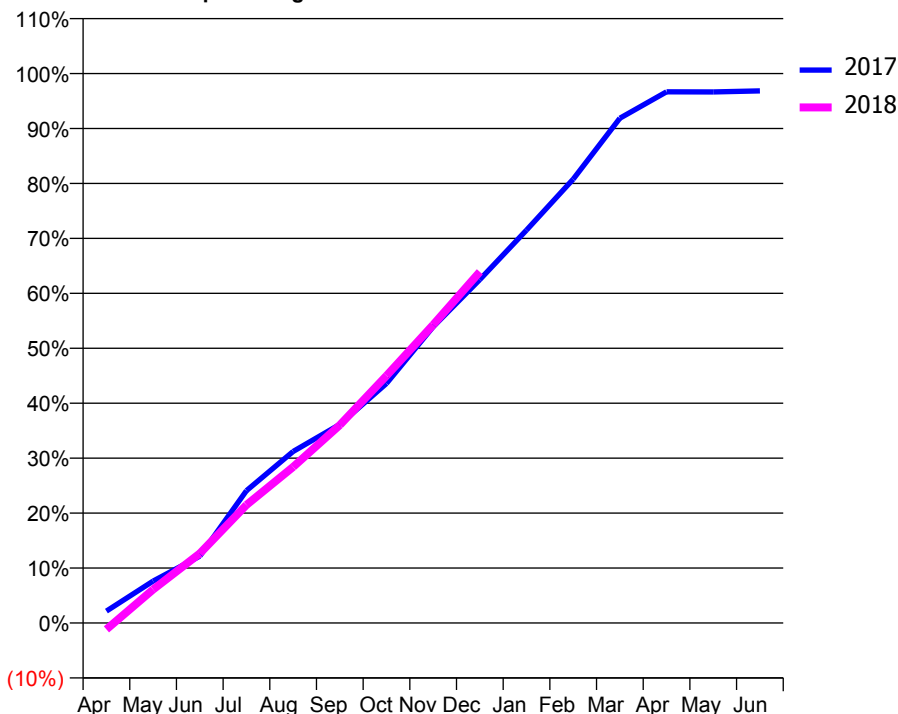
ACCESS*

Patients seen in 24 months	Total	Change since previous quarter
Quarter ending December 2016	5,827	
Quarter ending March 2017	6,293	↑
Quarter ending June 2017	6,266	→
Quarter ending September 2017	6,232	→
Quarter ending December 2017	6,326	→
Variance since December 2016	8.6%	↑



ACTIVITY

Cumulative percentage of contracted UDA delivered 2017 & 2018



Month	Adjusted Scheduled Activity (UDA)	
	2017	2018
April	519	-281
May	1,811	1,451
June	2,892	3,007
July	5,720	5,102
August	7,415	6,749
September	8,587	8,557
October	10,355	10,689
November	12,807	12,895
December	14,846	15,181
January	16,988	
February	19,188	
March	21,823	
April	22,963	
May	22,958	
June	23,005	

QUALITY

	Quantity	Base Number	Contract	AT	Region	England
% of FP17s for the same patient ID Re-attending within 3 months - Children	69	1,609	4.3%	11.0%	11.8%	12.0%
% of FP17s for the same patient ID Re-attending within 3 months - Adults	278	3,789	7.3%	14.5%	15.3%	15.9%
% of FP17s for the same patient ID Re-attending between 3 & 9 months - Children	948	1,609	58.9%	56.7%	59.1%	58.0%
% of FP17s for the same patient ID Re-attending between 3 & 9 months - Adults	1,744	3,789	46.0%	48.2%	51.5%	50.5%
% of FP17s for Band 1 Urgent Courses	200	5,109	3.9%	8.6%	8.0%	9.0%
% of FP17s Relating to Free Repair or Replacements	28	5,109	0.5%	0.7%	0.8%	0.8%
% of FP17s Relating to Continuations	30	5,109	0.6%	0.9%	1.1%	1.1%
% of Patients satisfied with the dentistry they have received	8	9	N/A	91.1%	91.6%	91.5%
% of Patients satisfied with the time they had to wait for an appointment	8	9	N/A	86.8%	88.3%	87.9%

* This is based on patients treated on this contract for their most recent course of treatment. Figures in italics indicate the base number of FP17s or Patient Questionnaire responses are less than 100. N/A is shown where the base number of responses is less than 10 during the period. % is calculated as Quantity/Base number*100

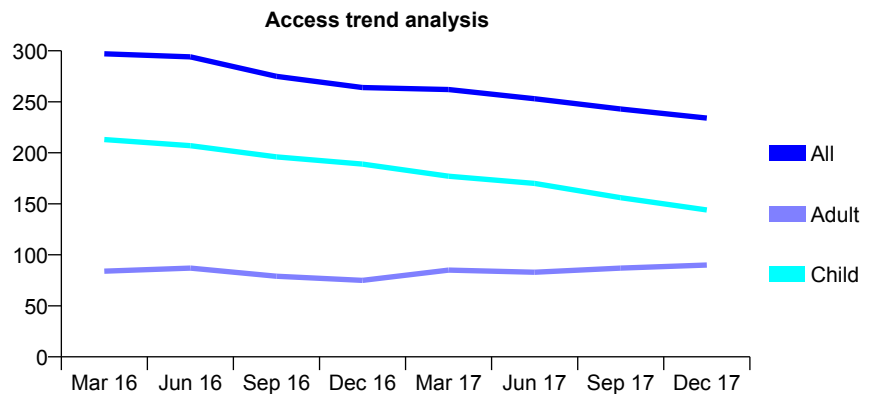
Q58 - Vital Signs At a Glance Contract Report for 130338/0001 - December 2017

Name or company name	Berkhamsted Dental Practice
Contract type name	GDS Contract
Purpose of contract	General
Contract start date	01/11/2007
Contract end date	

17/18 Contracted general activity (UDA)	540
Carry forward general activity (UDA)	0
17/18 Contracted orthodontic activity (UOA)	0
Carry forward orthodontic activity (UOA)	0
Baseline contract value	£11,535.57

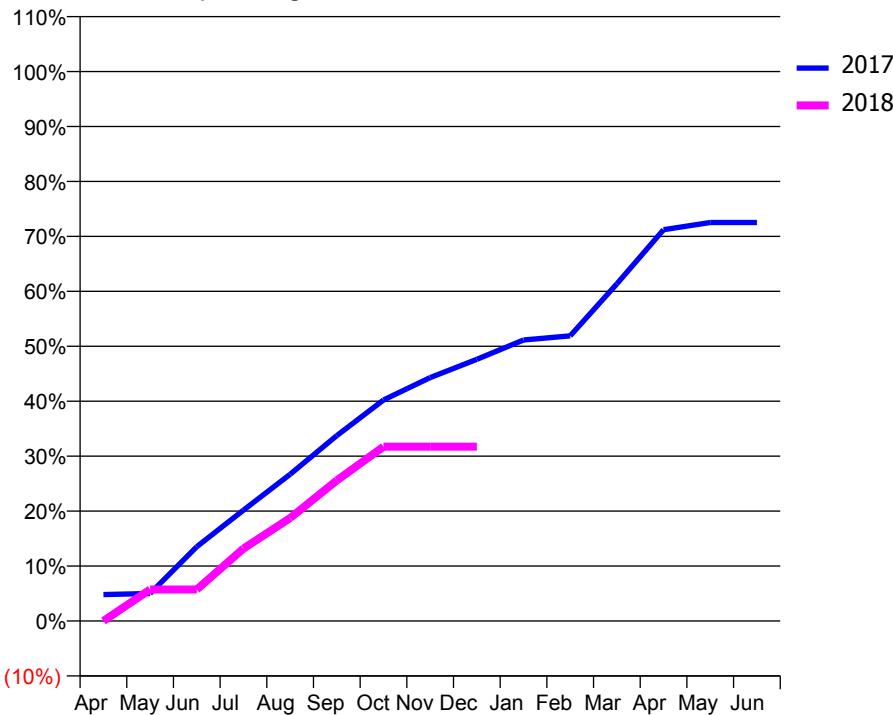
ACCESS*

Patients seen in 24 months	Total	Change since previous quarter
Quarter ending December 2016	264	
Quarter ending March 2017	262	→
Quarter ending June 2017	253	↓
Quarter ending September 2017	243	↓
Quarter ending December 2017	234	↓
Variance since December 2016	(11.4%)	↓



ACTIVITY

Cumulative percentage of contracted UDA delivered 2017 & 2018



Month	Adjusted Scheduled Activity (UDA)	
	2017	2018
April	26	0
May	27	31
June	73	31
July	109	71
August	144	101
September	182	138
October	217	171
November	239	171
December	257	171
January	276	
February	280	
March	331	
April	385	
May	392	
June	392	

QUALITY

	Quantity	Base Number	Contract	AT	Region	England
% of FP17s for the same patient ID Re-attending within 3 months - Children	4	171	2.3%	11.0%	11.8%	12.0%
% of FP17s for the same patient ID Re-attending within 3 months - Adults	0	30	0.0%	14.5%	15.3%	15.9%
% of FP17s for the same patient ID Re-attending between 3 & 9 months - Children	128	171	74.9%	56.7%	59.1%	58.0%
% of FP17s for the same patient ID Re-attending between 3 & 9 months - Adults	23	30	76.7%	48.2%	51.5%	50.5%
% of FP17s for Band 1 Urgent Courses	2	151	1.3%	8.6%	8.0%	9.0%
% of FP17s Relating to Free Repair or Replacements	0	151	0.0%	0.7%	0.8%	0.8%
% of FP17s Relating to Continuations	0	151	0.0%	0.9%	1.1%	1.1%
% of Patients satisfied with the dentistry they have received	0	0	N/A	91.1%	91.6%	91.5%
% of Patients satisfied with the time they had to wait for an appointment	0	0	N/A	86.8%	88.3%	87.9%

* This is based on patients treated on this contract for their most recent course of treatment. Figures in italics indicate the base number of FP17s or Patient Questionnaire responses are less than 100. N/A is shown where the base number of responses is less than 10 during the period. % is calculated as Quantity/Base number*100

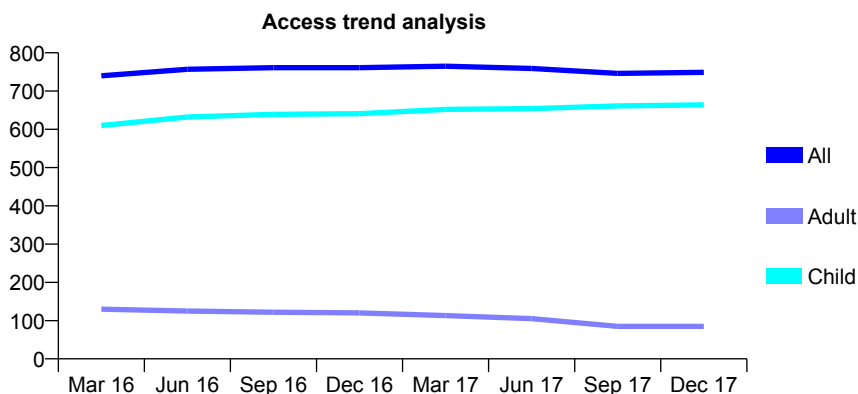
Q58 - Vital Signs At a Glance Contract Report for 130605/0001 - December 2017

Name or company name	Admiral House Dental Practice
Contract type name	GDS Contract
Purpose of contract	General
Contract start date	01/07/2010
Contract end date	

17/18 Contracted general activity (UDA)	1,240
Carry forward general activity (UDA)	0
17/18 Contracted orthodontic activity (UOA)	0
Carry forward orthodontic activity (UOA)	0
Baseline contract value	£34,930.35

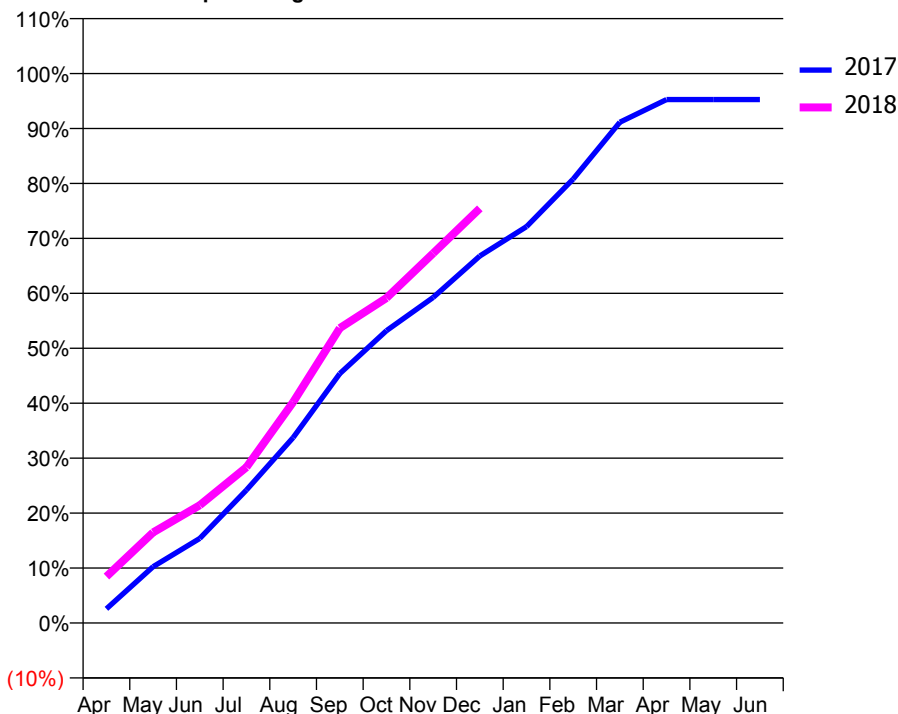
ACCESS*

Patients seen in 24 months	Total	Change since previous quarter
Quarter ending December 2016	761	
Quarter ending March 2017	765	→
Quarter ending June 2017	759	→
Quarter ending September 2017	746	↓
Quarter ending December 2017	749	→
Variance since December 2016	(1.6%)	↓



ACTIVITY

Cumulative percentage of contracted UDA delivered 2017 & 2018



Month	Adjusted Scheduled Activity (UDA)	
	2017	2018
April	32	105
May	127	205
June	191	266
July	300	352
August	418	498
September	563	665
October	660	733
November	735	834
December	828	936
January	895	
February	1,002	
March	1,130	
April	1,181	
May	1,181	
June	1,181	

QUALITY

	Quantity	Base Number	Contract	AT	Region	England
% of FP17s for the same patient ID Re-attending within 3 months - Children	36	704	5.1%	11.0%	11.8%	12.0%
% of FP17s for the same patient ID Re-attending within 3 months - Adults	3	22	13.6%	14.5%	15.3%	15.9%
% of FP17s for the same patient ID Re-attending between 3 & 9 months - Children	399	704	56.7%	56.7%	59.1%	58.0%
% of FP17s for the same patient ID Re-attending between 3 & 9 months - Adults	10	22	45.5%	48.2%	51.5%	50.5%
% of FP17s for Band 1 Urgent Courses	23	691	3.3%	8.6%	8.0%	9.0%
% of FP17s Relating to Free Repair or Replacements	0	691	0.0%	0.7%	0.8%	0.8%
% of FP17s Relating to Continuations	0	691	0.0%	0.9%	1.1%	1.1%
% of Patients satisfied with the dentistry they have received	0	0	N/A	91.1%	91.6%	91.5%
% of Patients satisfied with the time they had to wait for an appointment	0	0	N/A	86.8%	88.3%	87.9%

* This is based on patients treated on this contract for their most recent course of treatment. Figures in italics indicate the base number of FP17s or Patient Questionnaire responses are less than 100. N/A is shown where the base number of responses is less than 10 during the period. % is calculated as Quantity/Base number*100

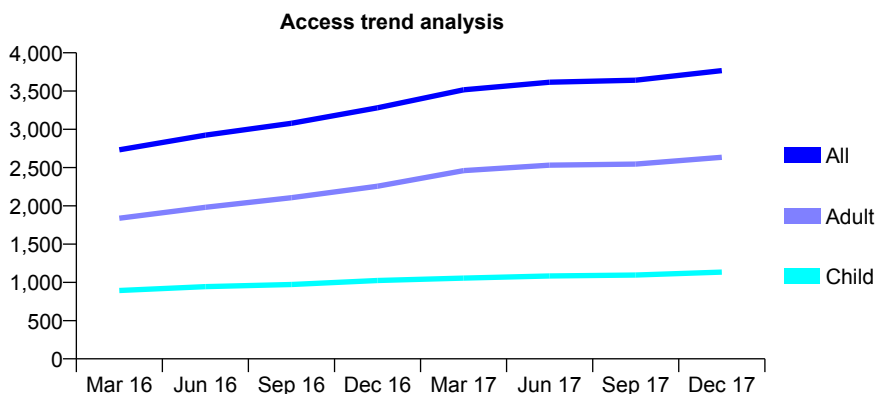
Q58 - Vital Signs At a Glance Contract Report for 130737/0001 - December 2017

Name or company name	Chartwell Dental Practice Limited
Contract type name	GDS Contract
Purpose of contract	General
Contract start date	01/04/2015
Contract end date	

17/18 Contracted general activity (UDA)	11,100
Carry forward general activity (UDA)	443
17/18 Contracted orthodontic activity (UOA)	0
Carry forward orthodontic activity (UOA)	0
Baseline contract value	£303,085.25

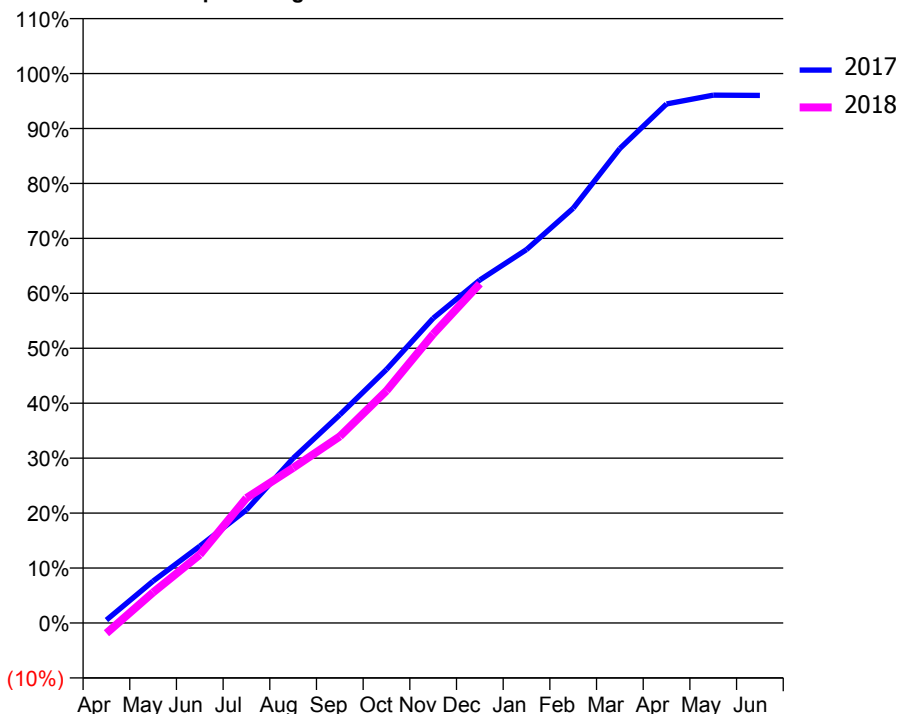
ACCESS*

Patients seen in 24 months	Total	Change since previous quarter
Quarter ending December 2016	3,281	
Quarter ending March 2017	3,517	↑
Quarter ending June 2017	3,615	↑
Quarter ending September 2017	3,642	→
Quarter ending December 2017	3,768	↑
Variance since December 2016	14.8%	↑



ACTIVITY

Cumulative percentage of contracted UDA delivered 2017 & 2018



Month	Adjusted Scheduled Activity (UDA)	
	2017	2018
April	61	-208
May	846	619
June	1,552	1,381
July	2,287	2,525
August	3,328	3,133
September	4,207	3,769
October	5,121	4,690
November	6,157	5,835
December	6,929	6,854
January	7,544	
February	8,379	
March	9,586	
April	10,484	
May	10,663	
June	10,657	

QUALITY

	Quantity	Base Number	Contract	AT	Region	England
% of FP17s for the same patient ID Re-attending within 3 months - Children	86	1,375	6.3%	11.0%	11.8%	12.0%
% of FP17s for the same patient ID Re-attending within 3 months - Adults	331	2,888	11.5%	14.5%	15.3%	15.9%
% of FP17s for the same patient ID Re-attending between 3 & 9 months - Children	760	1,375	55.3%	56.7%	59.1%	58.0%
% of FP17s for the same patient ID Re-attending between 3 & 9 months - Adults	1,640	2,888	56.8%	48.2%	51.5%	50.5%
% of FP17s for Band 1 Urgent Courses	212	3,869	5.5%	8.6%	8.0%	9.0%
% of FP17s Relating to Free Repair or Replacements	3	3,869	0.1%	0.7%	0.8%	0.8%
% of FP17s Relating to Continuations	80	3,869	2.1%	0.9%	1.1%	1.1%
% of Patients satisfied with the dentistry they have received	3	3	N/A	91.1%	91.6%	91.5%
% of Patients satisfied with the time they had to wait for an appointment	3	3	N/A	86.8%	88.3%	87.9%

* This is based on patients treated on this contract for their most recent course of treatment. Figures in italics indicate the base number of FP17s or Patient Questionnaire responses are less than 100. N/A is shown where the base number of responses is less than 10 during the period. % is calculated as Quantity/Base number*100

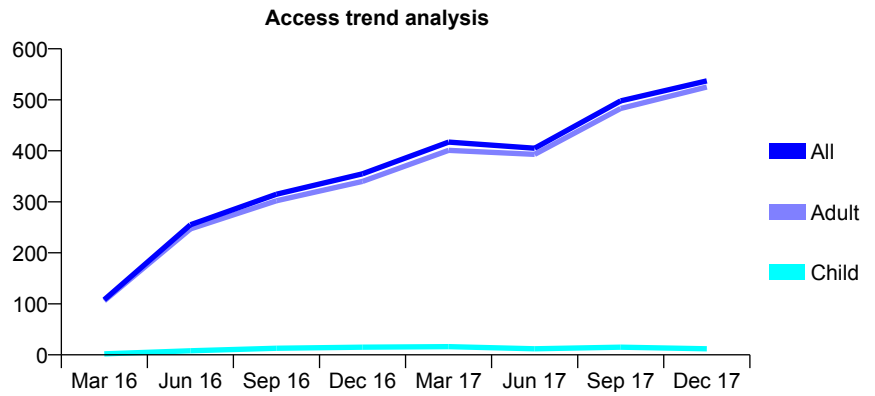
Q58 - Vital Signs At a Glance Contract Report for 130737/0003 - December 2017

Name or company name	Chartwell Dental Practice Limited
Contract type name	PDS Contract
Purpose of contract	General
Contract start date	01/04/2015
Contract end date	31/03/2018

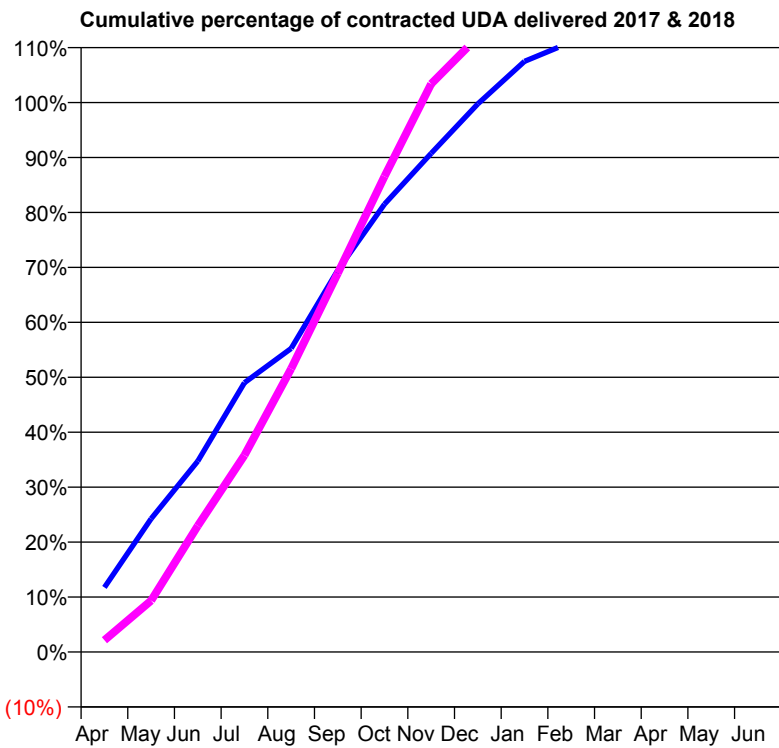
17/18 Contracted general activity (UDA)	1,123
Carry forward general activity (UDA)	0
17/18 Contracted orthodontic activity (UOA)	0
Carry forward orthodontic activity (UOA)	0
Baseline contract value	£74,884.34

ACCESS*

Patients seen in 24 months	Total	Change since previous quarter
Quarter ending December 2016	355	
Quarter ending March 2017	417	↑
Quarter ending June 2017	405	↓
Quarter ending September 2017	498	↑
Quarter ending December 2017	537	↑
Variance since December 2016	51.3%	↑



ACTIVITY



Month	Adjusted Scheduled Activity (UDA)	
	2017	2018
April	141	24
May	291	105
June	417	258
July	588	402
August	663	579
September	834	774
October	978	972
November	1,089	1,161
December	1,197	1,257
January	1,290	
February	1,332	
March	1,470	
April	1,569	
May	1,569	
June	1,569	

QUALITY

	Quantity	Base Number	Contract	AT	Region	England
% of FP17s for the same patient ID Re-attending within 3 months - Children	0	19	0.0%	11.0%	11.8%	12.0%
% of FP17s for the same patient ID Re-attending within 3 months - Adults	3	433	0.7%	14.5%	15.3%	15.9%
% of FP17s for the same patient ID Re-attending between 3 & 9 months - Children	0	19	0.0%	56.7%	59.1%	58.0%
% of FP17s for the same patient ID Re-attending between 3 & 9 months - Adults	1	433	0.2%	48.2%	51.5%	50.5%
% of FP17s for Band 1 Urgent Courses	0	419	0.0%	8.6%	8.0%	9.0%
% of FP17s Relating to Free Repair or Replacements	0	419	0.0%	0.7%	0.8%	0.8%
% of FP17s Relating to Continuations	0	419	0.0%	0.9%	1.1%	1.1%
% of Patients satisfied with the dentistry they have received	0	0	N/A	91.1%	91.6%	91.5%
% of Patients satisfied with the time they had to wait for an appointment	0	0	N/A	86.8%	88.3%	87.9%

* This is based on patients treated on this contract for their most recent course of treatment. Figures in italics indicate the base number of FP17s or Patient Questionnaire responses are less than 100. N/A is shown where the base number of responses is less than 10 during the period. % is calculated as Quantity/Base number*100

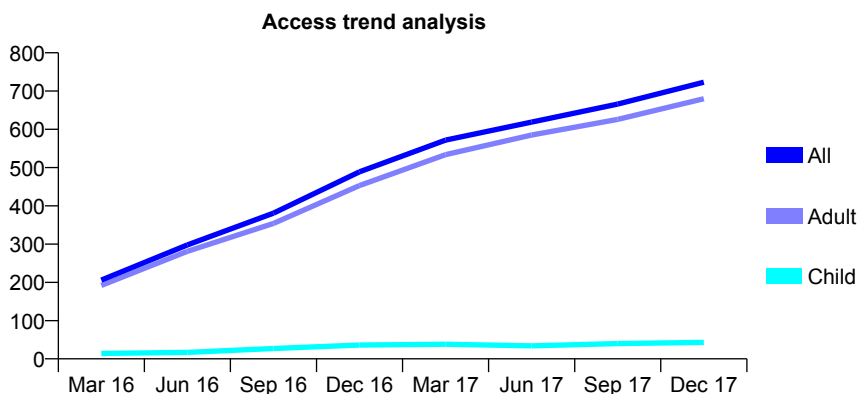
Q58 - Vital Signs At a Glance Contract Report for 130737/0004 - December 2017

Name or company name	Chartwell Dental Practice Limited
Contract type name	PDS Contract
Purpose of contract	General
Contract start date	01/04/2015
Contract end date	31/03/2018

17/18 Contracted general activity (UDA)	1,314
Carry forward general activity (UDA)	0
17/18 Contracted orthodontic activity (UOA)	0
Carry forward orthodontic activity (UOA)	0
Baseline contract value	£164,251.01

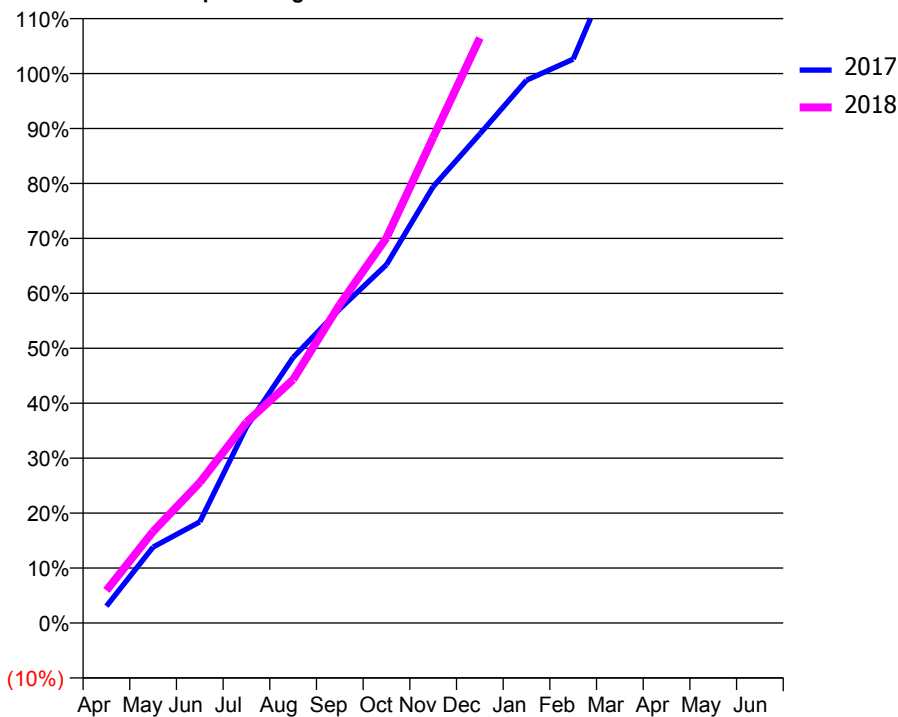
ACCESS*

Patients seen in 24 months	Total	Change since previous quarter
Quarter ending December 2016	489	
Quarter ending March 2017	572	↑
Quarter ending June 2017	619	↑
Quarter ending September 2017	666	↑
Quarter ending December 2017	723	↑
Variance since December 2016	47.9%	↑



ACTIVITY

Cumulative percentage of contracted UDA delivered 2017 & 2018



Month	Adjusted Scheduled Activity (UDA)	
	2017	2018
April	48	78
May	216	219
June	288	336
July	558	480
August	756	582
September	894	762
October	1,020	921
November	1,242	1,161
December	1,392	1,399
January	1,545	
February	1,605	
March	1,915	
April	1,981	
May	2,008	
June	2,008	

QUALITY

	Quantity	Base Number	Contract	AT	Region	England
% of FP17s for the same patient ID Re-attending within 3 months - Children	1	34	2.9%	11.0%	11.8%	12.0%
% of FP17s for the same patient ID Re-attending within 3 months - Adults	1	464	0.2%	14.5%	15.3%	15.9%
% of FP17s for the same patient ID Re-attending between 3 & 9 months - Children	0	34	0.0%	56.7%	59.1%	58.0%
% of FP17s for the same patient ID Re-attending between 3 & 9 months - Adults	2	464	0.4%	48.2%	51.5%	50.5%
% of FP17s for Band 1 Urgent Courses	0	467	0.0%	8.6%	8.0%	9.0%
% of FP17s Relating to Free Repair or Replacements	0	467	0.0%	0.7%	0.8%	0.8%
% of FP17s Relating to Continuations	0	467	0.0%	0.9%	1.1%	1.1%
% of Patients satisfied with the dentistry they have received	0	0	N/A	91.1%	91.6%	91.5%
% of Patients satisfied with the time they had to wait for an appointment	0	0	N/A	86.8%	88.3%	87.9%

* This is based on patients treated on this contract for their most recent course of treatment. Figures in italics indicate the base number of FP17s or Patient Questionnaire responses are less than 100. N/A is shown where the base number of responses is less than 10 during the period. % is calculated as Quantity/Base number*100

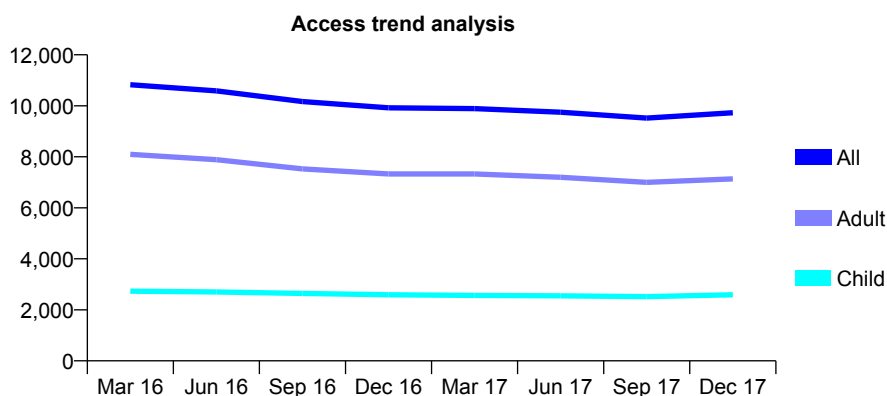
Q58 - Vital Signs At a Glance Contract Report for 131881/0001 - December 2017

Name or company name	Basudev Enterprise Ltd
Contract type name	GDS Contract
Purpose of contract	General
Contract start date	01/02/2012
Contract end date	

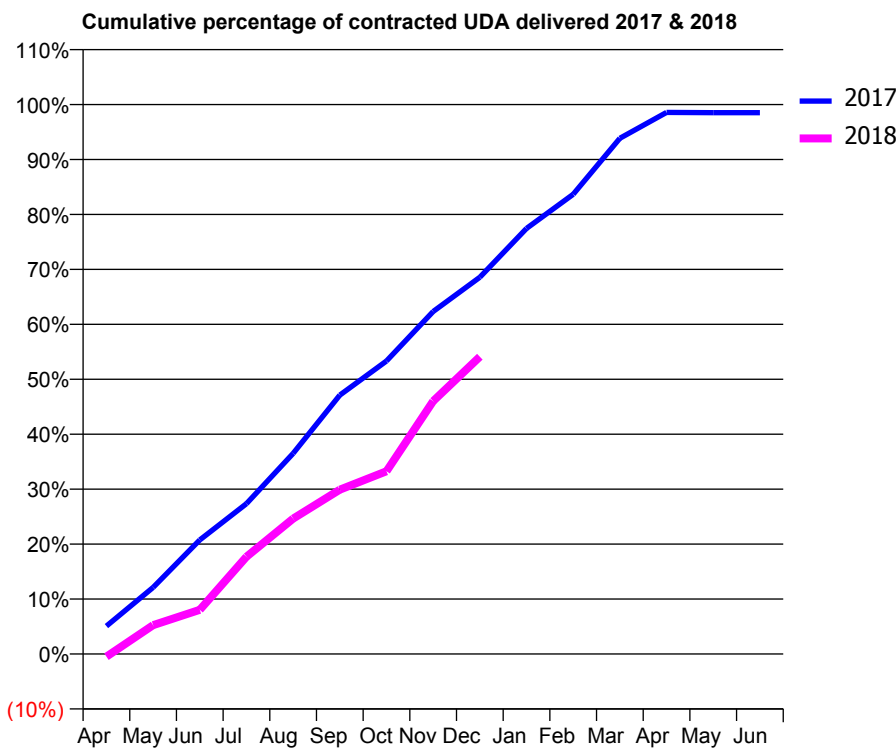
17/18 Contracted general activity (UDA)	28,259
Carry forward general activity (UDA)	420
17/18 Contracted orthodontic activity (UOA)	0
Carry forward orthodontic activity (UOA)	0
Baseline contract value	£652,363.20

ACCESS*

Patients seen in 24 months	Total	Change since previous quarter
Quarter ending December 2016	9,919	
Quarter ending March 2017	9,892	→
Quarter ending June 2017	9,750	↓
Quarter ending September 2017	9,518	↓
Quarter ending December 2017	9,728	↑
Variance since December 2016	(1.9%)	↓



ACTIVITY



Month	Adjusted Scheduled Activity (UDA)	
	2017	2018
April	1,437	-142
May	3,425	1,487
June	5,869	2,273
July	7,733	5,006
August	10,319	6,963
September	13,317	8,451
October	15,068	9,401
November	17,616	13,002
December	19,375	15,288
January	21,887	
February	23,645	
March	26,523	
April	27,853	
May	27,837	
June	27,839	

QUALITY

	Quantity	Base Number	Contract	AT	Region	England
% of FP17s for the same patient ID Re-attending within 3 months - Children	202	2,627	7.7%	11.0%	11.8%	12.0%
% of FP17s for the same patient ID Re-attending within 3 months - Adults	846	6,713	12.6%	14.5%	15.3%	15.9%
% of FP17s for the same patient ID Re-attending between 3 & 9 months - Children	1,538	2,627	58.5%	56.7%	59.1%	58.0%
% of FP17s for the same patient ID Re-attending between 3 & 9 months - Adults	3,707	6,713	55.2%	48.2%	51.5%	50.5%
% of FP17s for Band 1 Urgent Courses	718	8,727	8.2%	8.6%	8.0%	9.0%
% of FP17s Relating to Free Repair or Replacements	115	8,727	1.3%	0.7%	0.8%	0.8%
% of FP17s Relating to Continuations	23	8,727	0.3%	0.9%	1.1%	1.1%
% of Patients satisfied with the dentistry they have received	9	10	90.0%	91.1%	91.6%	91.5%
% of Patients satisfied with the time they had to wait for an appointment	9	10	90.0%	86.8%	88.3%	87.9%

* This is based on patients treated on this contract for their most recent course of treatment. Figures in italics indicate the base number of FP17s or Patient Questionnaire responses are less than 100. N/A is shown where the base number of responses is less than 10 during the period. % is calculated as Quantity/Base number*100

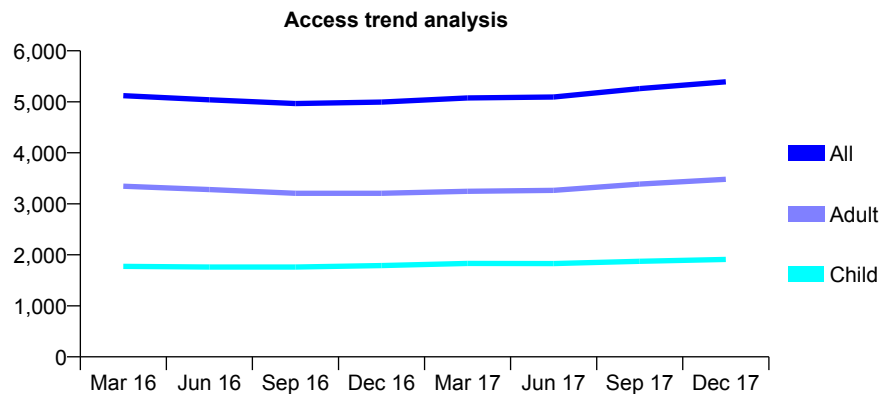
Q58 - Vital Signs At a Glance Contract Report for 134139/0001 - December 2017

Name or company name	The Green Bushey Partnership
Contract type name	GDS Contract
Purpose of contract	General
Contract start date	01/11/2007
Contract end date	

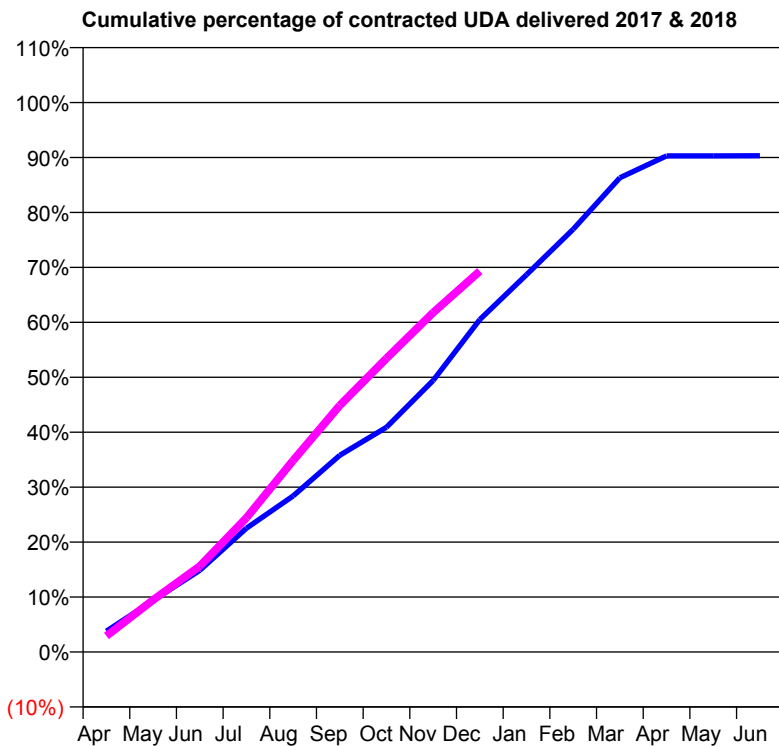
17/18 Contracted general activity (UDA)	12,423
Carry forward general activity (UDA)	0
17/18 Contracted orthodontic activity (UOA)	0
Carry forward orthodontic activity (UOA)	0
Baseline contract value	£389,433.40

ACCESS*

Patients seen in 24 months	Total	Change since previous quarter
Quarter ending December 2016	4,995	
Quarter ending March 2017	5,077	→
Quarter ending June 2017	5,094	→
Quarter ending September 2017	5,259	↑
Quarter ending December 2017	5,392	↑
Variance since December 2016	7.9%	↑



ACTIVITY



Month	Adjusted Scheduled Activity (UDA)	
	2017	2018
April	473	363
May	1,165	1,178
June	1,847	1,941
July	2,800	3,033
August	3,529	4,332
September	4,448	5,577
October	5,082	6,639
November	6,139	7,675
December	7,517	8,611
January	8,530	
February	9,559	
March	10,721	
April	11,218	
May	11,218	
June	11,219	

QUALITY

	Quantity	Base Number	Contract	AT	Region	England
% of FP17s for the same patient ID Re-attending within 3 months - Children	119	2,046	5.8%	11.0%	11.8%	12.0%
% of FP17s for the same patient ID Re-attending within 3 months - Adults	478	3,248	14.7%	14.5%	15.3%	15.9%
% of FP17s for the same patient ID Re-attending between 3 & 9 months - Children	1,077	2,046	52.6%	56.7%	59.1%	58.0%
% of FP17s for the same patient ID Re-attending between 3 & 9 months - Adults	1,364	3,248	42.0%	48.2%	51.5%	50.5%
% of FP17s for Band 1 Urgent Courses	643	5,019	12.8%	8.6%	8.0%	9.0%
% of FP17s Relating to Free Repair or Replacements	6	5,019	0.1%	0.7%	0.8%	0.8%
% of FP17s Relating to Continuations	56	5,019	1.1%	0.9%	1.1%	1.1%
% of Patients satisfied with the dentistry they have received	4	4	N/A	91.1%	91.6%	91.5%
% of Patients satisfied with the time they had to wait for an appointment	4	4	N/A	86.8%	88.3%	87.9%

* This is based on patients treated on this contract for their most recent course of treatment. Figures in italics indicate the base number of FP17s or Patient Questionnaire responses are less than 100. N/A is shown where the base number of responses is less than 10 during the period. % is calculated as Quantity/Base number*100

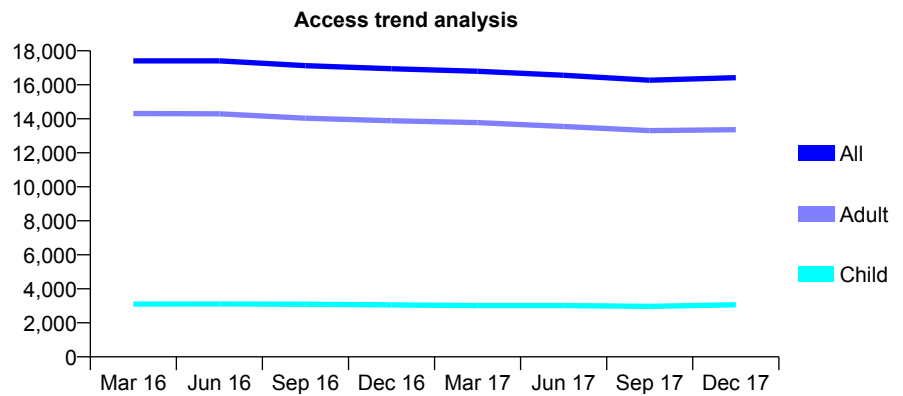
Q58 - Vital Signs At a Glance Contract Report for 134368/0001 - December 2017

Name or company name	The Elms Dental Practice
Contract type name	GDS Contract
Purpose of contract	General
Contract start date	01/04/2006
Contract end date	

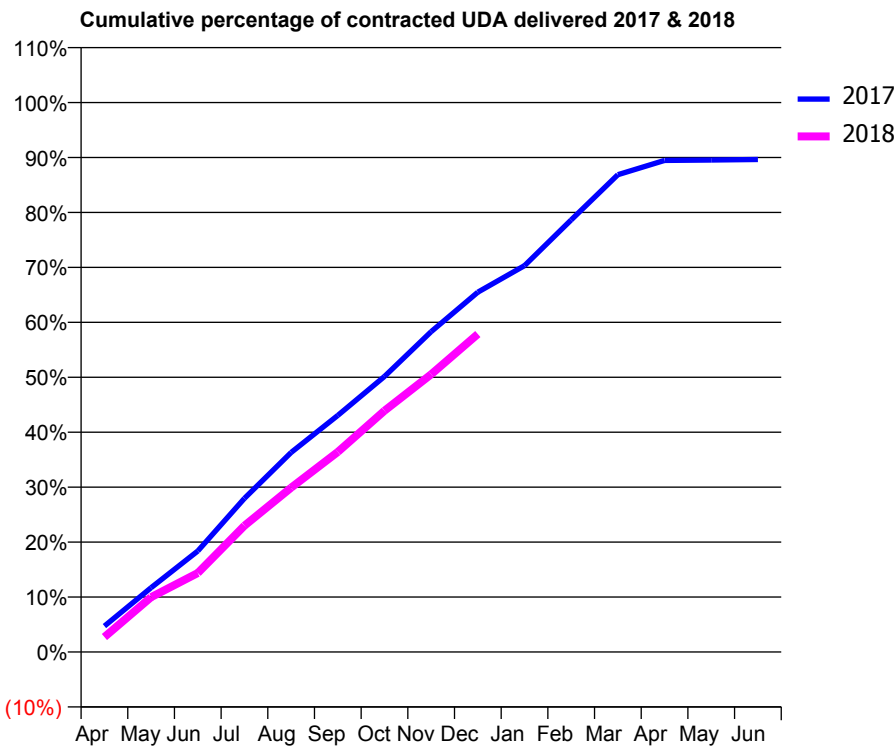
17/18 Contracted general activity (UDA)	53,046
Carry forward general activity (UDA)	0
17/18 Contracted orthodontic activity (UOA)	0
Carry forward orthodontic activity (UOA)	0
Baseline contract value	£1,414,593.59

ACCESS*

Patients seen in 24 months	Total	Change since previous quarter
Quarter ending December 2016	16,942	
Quarter ending March 2017	16,796	→
Quarter ending June 2017	16,561	↓
Quarter ending September 2017	16,272	↓
Quarter ending December 2017	16,422	→
Variance since December 2016	(3.1%)	↓



ACTIVITY



Month	Adjusted Scheduled Activity (UDA)	
	2017	2018
April	2,498	1,444
May	6,216	5,291
June	9,746	7,626
July	14,832	12,192
August	19,264	15,861
September	22,848	19,317
October	26,595	23,294
November	30,930	26,813
December	34,738	30,699
January	37,299	
February	41,717	
March	46,080	
April	47,459	
May	47,498	
June	47,551	

QUALITY

	Quantity	Base Number	Contract	AT	Region	England
% of FP17s for the same patient ID Re-attending within 3 months - Children	183	3,375	5.4%	11.0%	11.8%	12.0%
% of FP17s for the same patient ID Re-attending within 3 months - Adults	1,749	14,464	12.1%	14.5%	15.3%	15.9%
% of FP17s for the same patient ID Re-attending between 3 & 9 months - Children	2,214	3,375	65.6%	56.7%	59.1%	58.0%
% of FP17s for the same patient ID Re-attending between 3 & 9 months - Adults	8,832	14,464	61.1%	48.2%	51.5%	50.5%
% of FP17s for Band 1 Urgent Courses	950	16,317	5.8%	8.6%	8.0%	9.0%
% of FP17s Relating to Free Repair or Replacements	258	16,317	1.6%	0.7%	0.8%	0.8%
% of FP17s Relating to Continuations	25	16,317	0.2%	0.9%	1.1%	1.1%
% of Patients satisfied with the dentistry they have received	14	16	87.5%	91.1%	91.6%	91.5%
% of Patients satisfied with the time they had to wait for an appointment	16	16	100.0%	86.8%	88.3%	87.9%

* This is based on patients treated on this contract for their most recent course of treatment. Figures in italics indicate the base number of FP17s or Patient Questionnaire responses are less than 100. N/A is shown where the base number of responses is less than 10 during the period. % is calculated as Quantity/Base number*100

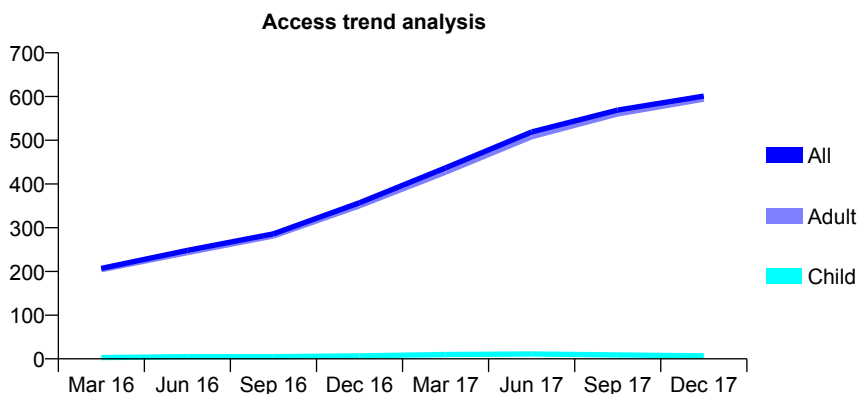
Q58 - Vital Signs At a Glance Contract Report for 135143/0001 - December 2017

Name or company name	GOFFS OAK DENTAL CARE
Contract type name	PDS Contract
Purpose of contract	General
Contract start date	25/02/2013
Contract end date	31/03/2018

17/18 Contracted general activity (UDA)	2,001
Carry forward general activity (UDA)	0
17/18 Contracted orthodontic activity (UOA)	0
Carry forward orthodontic activity (UOA)	0
Baseline contract value	£85,867.69

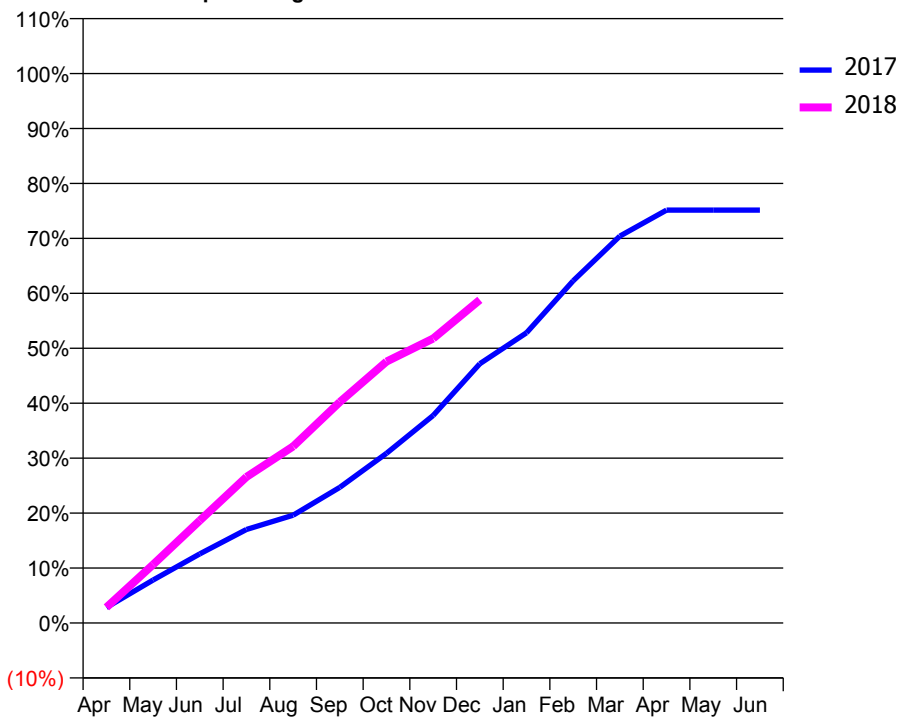
ACCESS*

Patients seen in 24 months	Total	Change since previous quarter
Quarter ending December 2016	357	
Quarter ending March 2017	437	↑
Quarter ending June 2017	519	↑
Quarter ending September 2017	569	↑
Quarter ending December 2017	601	↑
Variance since December 2016	68.3%	↑



ACTIVITY

Cumulative percentage of contracted UDA delivered 2017 & 2018



Month	Adjusted Scheduled Activity (UDA)	
	2017	2018
April	50	57
May	139	213
June	223	373
July	302	532
August	348	643
September	438	805
October	548	952
November	670	1,036
December	837	1,177
January	937	
February	1,105	
March	1,249	
April	1,333	
May	1,333	
June	1,333	

QUALITY

	Quantity	Base Number	Contract	AT	Region	England
% of FP17s for the same patient ID Re-attending within 3 months - Children	0	7	0.0%	11.0%	11.8%	12.0%
% of FP17s for the same patient ID Re-attending within 3 months - Adults	1	414	0.2%	14.5%	15.3%	15.9%
% of FP17s for the same patient ID Re-attending between 3 & 9 months - Children	0	7	0.0%	56.7%	59.1%	58.0%
% of FP17s for the same patient ID Re-attending between 3 & 9 months - Adults	4	414	1.0%	48.2%	51.5%	50.5%
% of FP17s for Band 1 Urgent Courses	0	393	0.0%	8.6%	8.0%	9.0%
% of FP17s Relating to Free Repair or Replacements	0	393	0.0%	0.7%	0.8%	0.8%
% of FP17s Relating to Continuations	0	393	0.0%	0.9%	1.1%	1.1%
% of Patients satisfied with the dentistry they have received	0	0	N/A	91.1%	91.6%	91.5%
% of Patients satisfied with the time they had to wait for an appointment	0	0	N/A	86.8%	88.3%	87.9%

* This is based on patients treated on this contract for their most recent course of treatment. Figures in italics indicate the base number of FP17s or Patient Questionnaire responses are less than 100. N/A is shown where the base number of responses is less than 10 during the period. % is calculated as Quantity/Base number*100

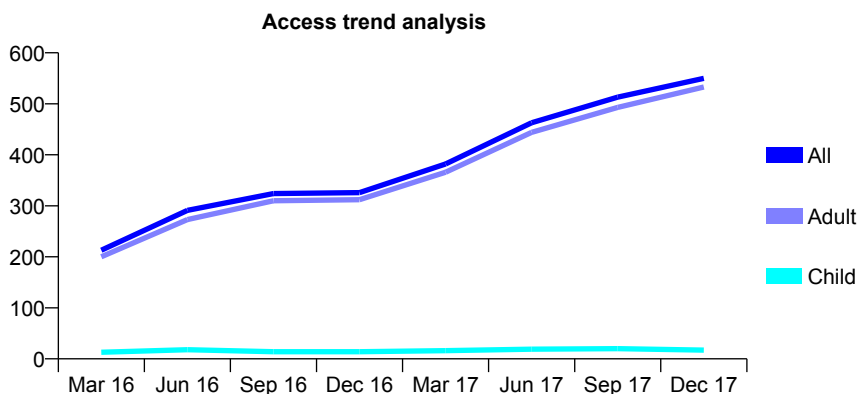
Q58 - Vital Signs At a Glance Contract Report for 135143/0002 - December 2017

Name or company name	GOFFS OAK DENTAL CARE
Contract type name	PDS Contract
Purpose of contract	General
Contract start date	25/02/2013
Contract end date	31/03/2018

17/18 Contracted general activity (UDA)	1,906
Carry forward general activity (UDA)	0
17/18 Contracted orthodontic activity (UOA)	0
Carry forward orthodontic activity (UOA)	0
Baseline contract value	£136,876.02

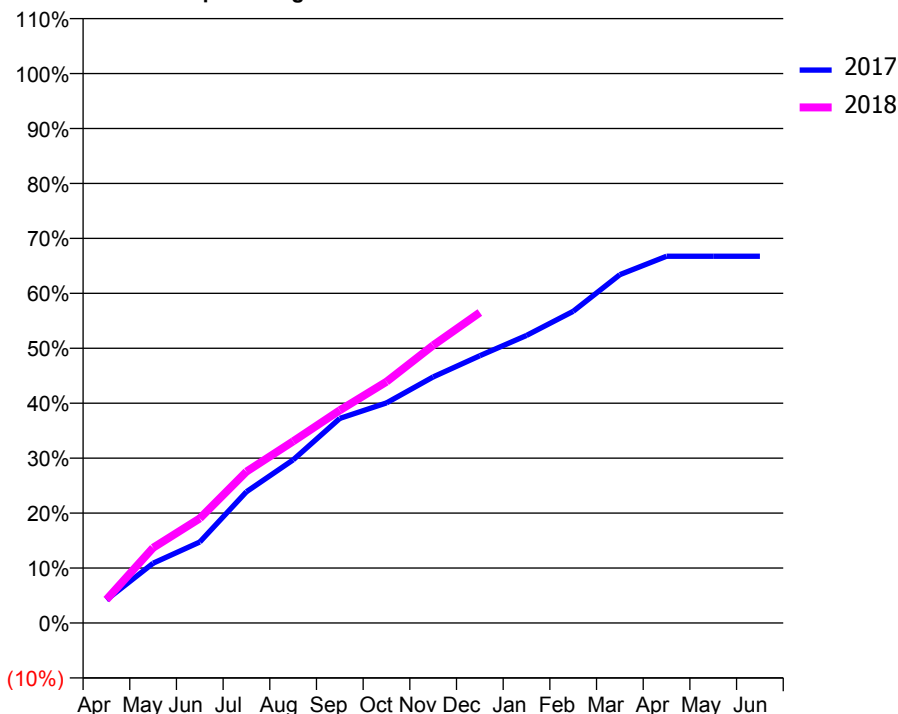
ACCESS*

Patients seen in 24 months	Total	Change since previous quarter
Quarter ending December 2016	326	
Quarter ending March 2017	382	↑
Quarter ending June 2017	463	↑
Quarter ending September 2017	513	↑
Quarter ending December 2017	550	↑
Variance since December 2016	68.7%	↑



ACTIVITY

Cumulative percentage of contracted UDA delivered 2017 & 2018



Month	Adjusted Scheduled Activity (UDA)	
	2017	2018
April	72	81
May	186	261
June	252	363
July	408	525
August	507	630
September	636	738
October	684	837
November	765	963
December	831	1,077
January	894	
February	969	
March	1,083	
April	1,140	
May	1,140	
June	1,140	

QUALITY

	Quantity	Base Number	Contract	AT	Region	England
% of FP17s for the same patient ID Re-attending within 3 months - Children	0	16	0.0%	11.0%	11.8%	12.0%
% of FP17s for the same patient ID Re-attending within 3 months - Adults	1	362	0.3%	14.5%	15.3%	15.9%
% of FP17s for the same patient ID Re-attending between 3 & 9 months - Children	0	16	0.0%	56.7%	59.1%	58.0%
% of FP17s for the same patient ID Re-attending between 3 & 9 months - Adults	0	362	0.0%	48.2%	51.5%	50.5%
% of FP17s for Band 1 Urgent Courses	0	359	0.0%	8.6%	8.0%	9.0%
% of FP17s Relating to Free Repair or Replacements	0	359	0.0%	0.7%	0.8%	0.8%
% of FP17s Relating to Continuations	0	359	0.0%	0.9%	1.1%	1.1%
% of Patients satisfied with the dentistry they have received	0	0	N/A	91.1%	91.6%	91.5%
% of Patients satisfied with the time they had to wait for an appointment	0	0	N/A	86.8%	88.3%	87.9%

* This is based on patients treated on this contract for their most recent course of treatment. Figures in italics indicate the base number of FP17s or Patient Questionnaire responses are less than 100. N/A is shown where the base number of responses is less than 10 during the period. % is calculated as Quantity/Base number*100

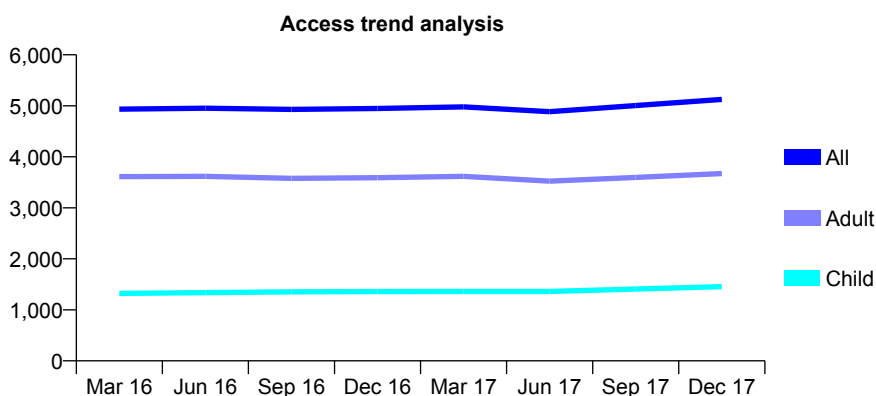
Q58 - Vital Signs At a Glance Contract Report for 135380/0001 - December 2017

Name or company name	Borehamwood Dental Practice Ltd
Contract type name	GDS Contract
Purpose of contract	General
Contract start date	19/11/2007
Contract end date	

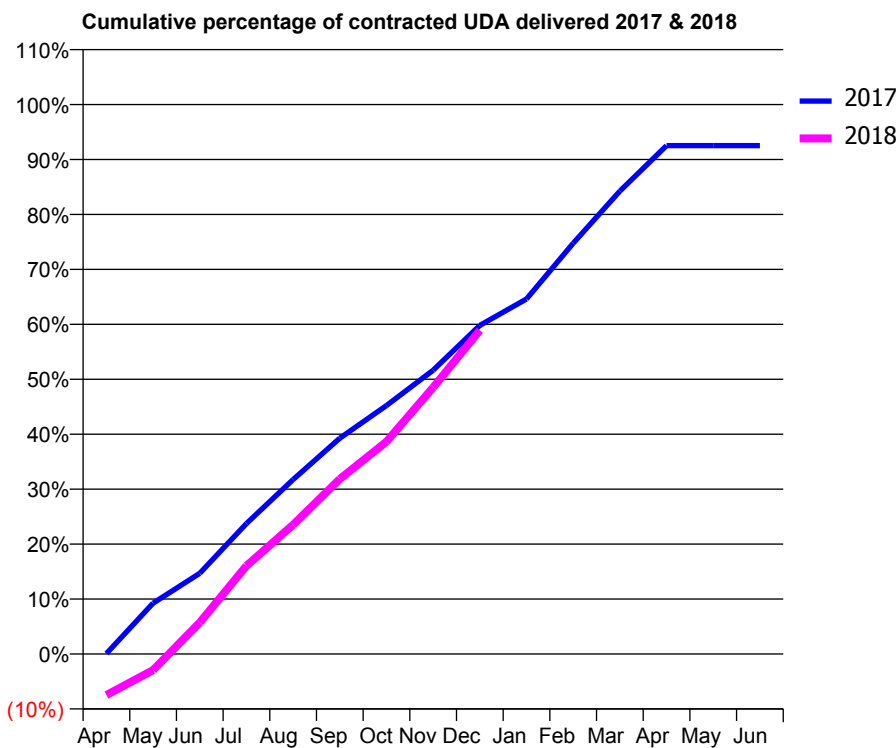
17/18 Contracted general activity (UDA)	13,845
Carry forward general activity (UDA)	1,037
17/18 Contracted orthodontic activity (UOA)	0
Carry forward orthodontic activity (UOA)	0
Baseline contract value	£414,433.11

ACCESS*

Patients seen in 24 months	Total	Change since previous quarter
Quarter ending December 2016	4,947	
Quarter ending March 2017	4,978	→
Quarter ending June 2017	4,884	↓
Quarter ending September 2017	5,005	↑
Quarter ending December 2017	5,125	↑
Variance since December 2016	3.6%	↑



ACTIVITY



Month	Adjusted Scheduled Activity (UDA)	
	2017	2018
April	13	-1,037
May	1,282	-408
June	2,035	796
July	3,287	2,224
August	4,396	3,257
September	5,438	4,409
October	6,261	5,351
November	7,152	6,719
December	8,279	8,155
January	8,945	
February	10,348	
March	11,662	
April	12,809	
May	12,809	
June	12,809	

QUALITY

	Quantity	Base Number	Contract	AT	Region	England
% of FP17s for the same patient ID Re-attending within 3 months - Children	166	1,605	10.3%	11.0%	11.8%	12.0%
% of FP17s for the same patient ID Re-attending within 3 months - Adults	582	3,642	16.0%	14.5%	15.3%	15.9%
% of FP17s for the same patient ID Re-attending between 3 & 9 months - Children	839	1,605	52.3%	56.7%	59.1%	58.0%
% of FP17s for the same patient ID Re-attending between 3 & 9 months - Adults	1,741	3,642	47.8%	48.2%	51.5%	50.5%
% of FP17s for Band 1 Urgent Courses	431	4,798	9.0%	8.6%	8.0%	9.0%
% of FP17s Relating to Free Repair or Replacements	10	4,798	0.2%	0.7%	0.8%	0.8%
% of FP17s Relating to Continuations	149	4,798	3.1%	0.9%	1.1%	1.1%
% of Patients satisfied with the dentistry they have received	7	7	N/A	91.1%	91.6%	91.5%
% of Patients satisfied with the time they had to wait for an appointment	7	7	N/A	86.8%	88.3%	87.9%

* This is based on patients treated on this contract for their most recent course of treatment. Figures in italics indicate the base number of FP17s or Patient Questionnaire responses are less than 100. N/A is shown where the base number of responses is less than 10 during the period. % is calculated as Quantity/Base number*100

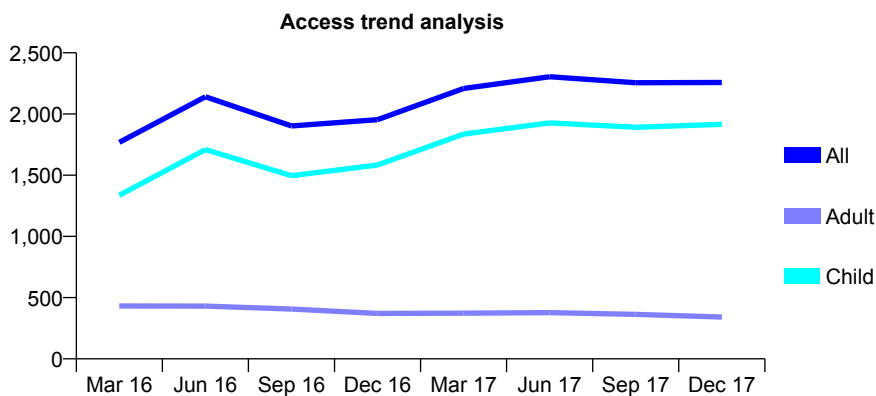
Q58 - Vital Signs At a Glance Contract Report for 137677/0003 - December 2017

Name or company name	Leagrave Clinic Ltd
Contract type name	GDS Contract
Purpose of contract	General
Contract start date	01/04/2014
Contract end date	31/03/2018

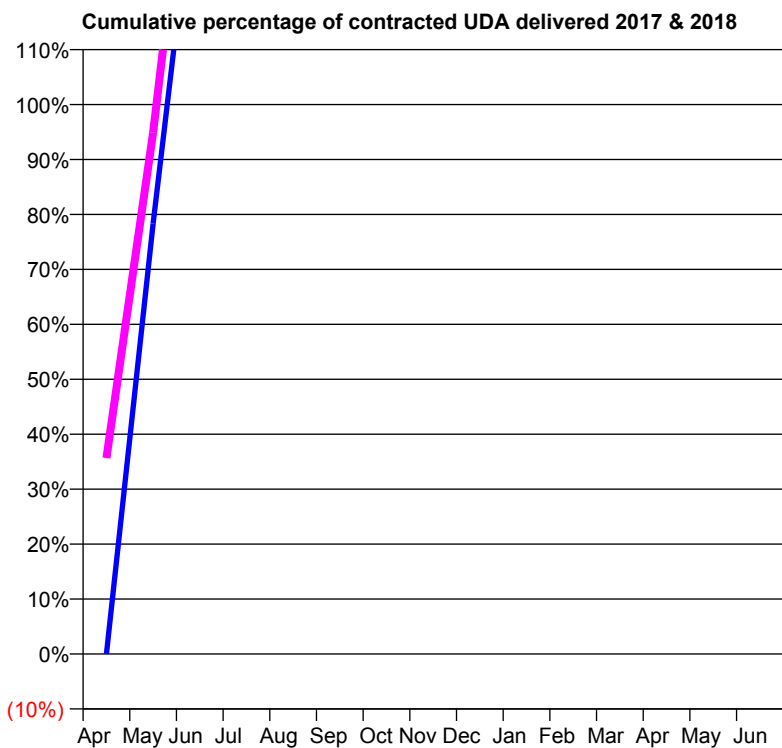
17/18 Contracted general activity (UDA)	900
Carry forward general activity (UDA)	0
17/18 Contracted orthodontic activity (UOA)	0
Carry forward orthodontic activity (UOA)	0
Baseline contract value	£570,945.74

ACCESS*

Patients seen in 24 months	Total	Change since previous quarter
Quarter ending December 2016	1,954	
Quarter ending March 2017	2,209	↑
Quarter ending June 2017	2,305	↑
Quarter ending September 2017	2,255	↓
Quarter ending December 2017	2,258	→
Variance since December 2016	15.6%	↑



ACTIVITY



Month	Adjusted Scheduled Activity (UDA)	
	2017	2018
April	0	321
May	705	854
June	1,349	1,497
July	2,311	2,264
August	2,753	2,823
September	3,222	3,528
October	3,717	4,362
November	4,357	5,116
December	5,029	5,777
January	5,150	
February	5,736	
March	7,348	
April	7,914	
May	8,391	
June	8,393	

QUALITY

	Quantity	Base Number	Contract	AT	Region	England
% of FP17s for the same patient ID Re-attending within 3 months - Children	308	2,379	12.9%	11.0%	11.8%	12.0%
% of FP17s for the same patient ID Re-attending within 3 months - Adults	21	259	8.1%	14.5%	15.3%	15.9%
% of FP17s for the same patient ID Re-attending between 3 & 9 months - Children	39	2,379	1.6%	56.7%	59.1%	58.0%
% of FP17s for the same patient ID Re-attending between 3 & 9 months - Adults	1	259	0.4%	48.2%	51.5%	50.5%
% of FP17s for Band 1 Urgent Courses	0	2,147	0.0%	8.6%	8.0%	9.0%
% of FP17s Relating to Free Repair or Replacements	0	2,147	0.0%	0.7%	0.8%	0.8%
% of FP17s Relating to Continuations	46	2,147	2.1%	0.9%	1.1%	1.1%
% of Patients satisfied with the dentistry they have received	2	2	N/A	91.1%	91.6%	91.5%
% of Patients satisfied with the time they had to wait for an appointment	1	2	N/A	86.8%	88.3%	87.9%

* This is based on patients treated on this contract for their most recent course of treatment. Figures in italics indicate the base number of FP17s or Patient Questionnaire responses are less than 100. N/A is shown where the base number of responses is less than 10 during the period. % is calculated as Quantity/Base number*100

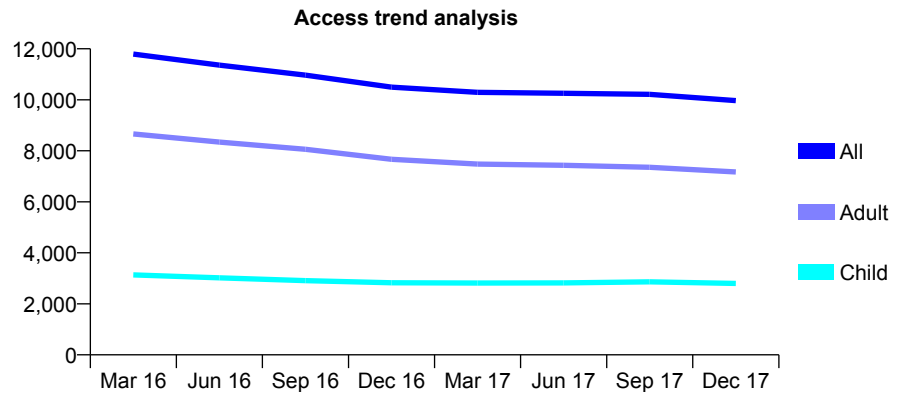
Q58 - Vital Signs At a Glance Contract Report for 138703/0002 - December 2017

Name or company name	Palladium Services Limited
Contract type name	GDS Contract
Purpose of contract	General
Contract start date	05/08/2011
Contract end date	

17/18 Contracted general activity (UDA)	24,913
Carry forward general activity (UDA)	-298
17/18 Contracted orthodontic activity (UOA)	0
Carry forward orthodontic activity (UOA)	0
Baseline contract value	£635,193.32

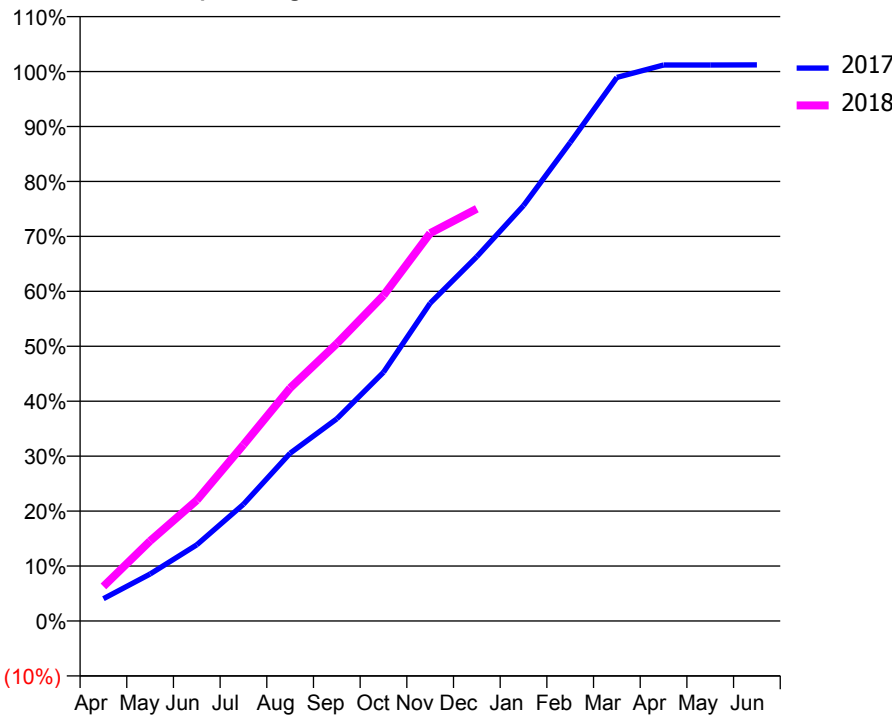
ACCESS*

Patients seen in 24 months	Total	Change since previous quarter
Quarter ending December 2016	10,495	
Quarter ending March 2017	10,294	↓
Quarter ending June 2017	10,254	→
Quarter ending September 2017	10,216	→
Quarter ending December 2017	9,969	↓
Variance since December 2016	(5.0%)	↓



ACTIVITY

Cumulative percentage of contracted UDA delivered 2017 & 2018



Month	Adjusted Scheduled Activity (UDA)	
	2017	2018
April	1,012	1,569
May	2,134	3,631
June	3,457	5,472
July	5,292	7,987
August	7,609	10,567
September	9,170	12,578
October	11,279	14,758
November	14,411	17,581
December	16,519	18,692
January	18,833	
February	21,695	
March	24,646	
April	25,205	
May	25,209	
June	25,211	

QUALITY

	Quantity	Base Number	Contract	AT	Region	England
% of FP17s for the same patient ID Re-attending within 3 months - Children	286	3,392	8.4%	11.0%	11.8%	12.0%
% of FP17s for the same patient ID Re-attending within 3 months - Adults	613	6,815	9.0%	14.5%	15.3%	15.9%
% of FP17s for the same patient ID Re-attending between 3 & 9 months - Children	2,280	3,392	67.2%	56.7%	59.1%	58.0%
% of FP17s for the same patient ID Re-attending between 3 & 9 months - Adults	3,961	6,815	58.1%	48.2%	51.5%	50.5%
% of FP17s for Band 1 Urgent Courses	631	10,008	6.3%	8.6%	8.0%	9.0%
% of FP17s Relating to Free Repair or Replacements	48	10,008	0.5%	0.7%	0.8%	0.8%
% of FP17s Relating to Continuations	53	10,008	0.5%	0.9%	1.1%	1.1%
% of Patients satisfied with the dentistry they have received	7	9	N/A	91.1%	91.6%	91.5%
% of Patients satisfied with the time they had to wait for an appointment	7	9	N/A	86.8%	88.3%	87.9%

* This is based on patients treated on this contract for their most recent course of treatment. Figures in italics indicate the base number of FP17s or Patient Questionnaire responses are less than 100. N/A is shown where the base number of responses is less than 10 during the period. % is calculated as Quantity/Base number*100

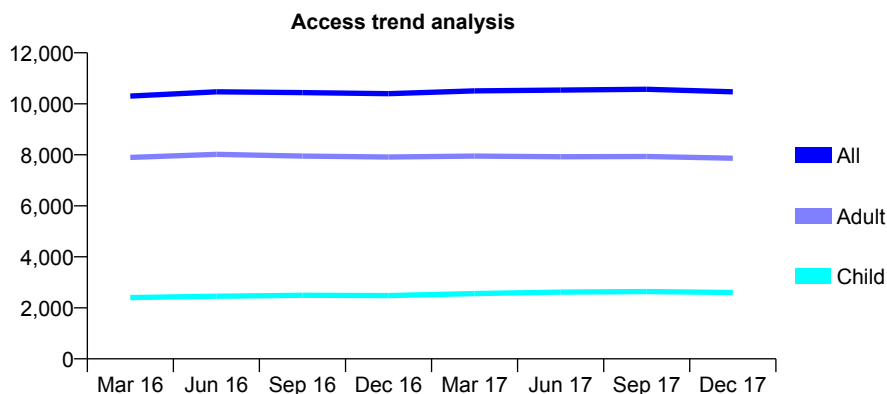
Q58 - Vital Signs At a Glance Contract Report for 140732/0001 - December 2017

Name or company name	The Watford Dental Partnership Ltd
Contract type name	GDS Contract
Purpose of contract	General
Contract start date	01/10/2011
Contract end date	

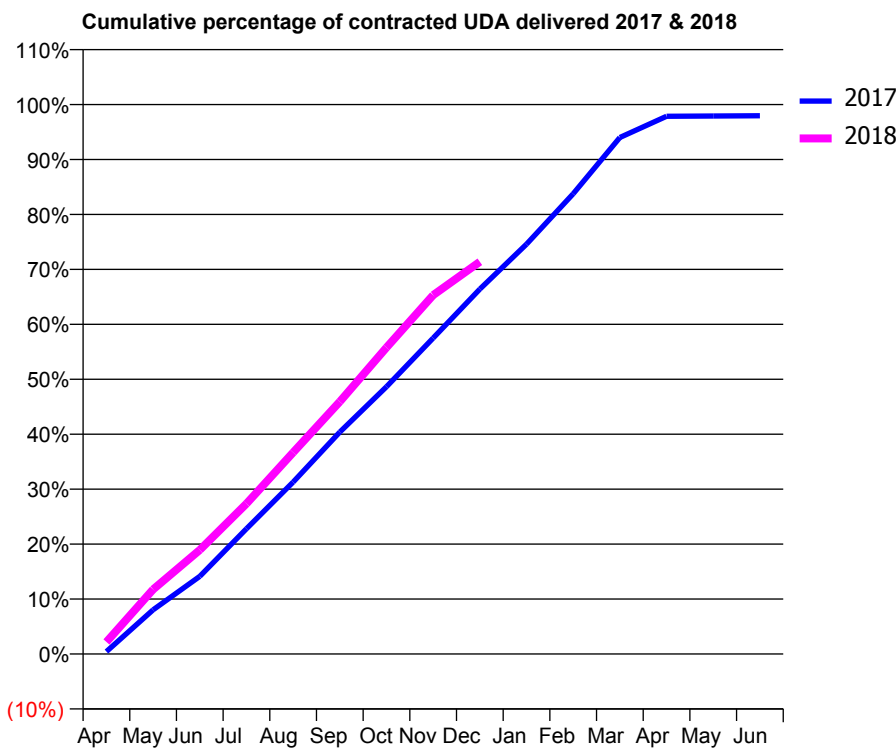
17/18 Contracted general activity (UDA)	22,916
Carry forward general activity (UDA)	471
17/18 Contracted orthodontic activity (UOA)	0
Carry forward orthodontic activity (UOA)	0
Baseline contract value	£536,780.96

ACCESS*

Patients seen in 24 months	Total	Change since previous quarter
Quarter ending December 2016	10,395	
Quarter ending March 2017	10,509	→
Quarter ending June 2017	10,541	→
Quarter ending September 2017	10,571	→
Quarter ending December 2017	10,470	→
Variance since December 2016	0.7%	→



ACTIVITY



Month	Adjusted Scheduled Activity (UDA)	
	2017	2018
April	102	505
May	1,846	2,694
June	3,238	4,338
July	5,225	6,272
August	7,170	8,404
September	9,254	10,524
October	11,146	12,784
November	13,178	14,966
December	15,216	16,360
January	17,094	
February	19,196	
March	21,541	
April	22,425	
May	22,438	
June	22,446	

QUALITY

	Quantity	Base Number	Contract	AT	Region	England
% of FP17s for the same patient ID Re-attending within 3 months - Children	193	2,595	7.4%	11.0%	11.8%	12.0%
% of FP17s for the same patient ID Re-attending within 3 months - Adults	1,030	7,190	14.3%	14.5%	15.3%	15.9%
% of FP17s for the same patient ID Re-attending between 3 & 9 months - Children	1,444	2,595	55.6%	56.7%	59.1%	58.0%
% of FP17s for the same patient ID Re-attending between 3 & 9 months - Adults	3,219	7,190	44.8%	48.2%	51.5%	50.5%
% of FP17s for Band 1 Urgent Courses	951	8,601	11.1%	8.6%	8.0%	9.0%
% of FP17s Relating to Free Repair or Replacements	44	8,601	0.5%	0.7%	0.8%	0.8%
% of FP17s Relating to Continuations	48	8,601	0.6%	0.9%	1.1%	1.1%
% of Patients satisfied with the dentistry they have received	8	9	N/A	91.1%	91.6%	91.5%
% of Patients satisfied with the time they had to wait for an appointment	7	9	N/A	86.8%	88.3%	87.9%

* This is based on patients treated on this contract for their most recent course of treatment. Figures in italics indicate the base number of FP17s or Patient Questionnaire responses are less than 100. N/A is shown where the base number of responses is less than 10 during the period. % is calculated as Quantity/Base number*100

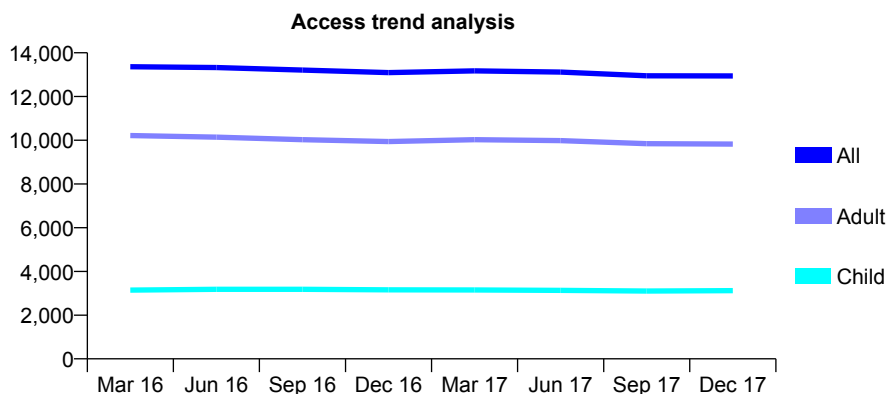
Q58 - Vital Signs At a Glance Contract Report for 141607/0001 - December 2017

Name or company name	Ware Dental Care
Contract type name	GDS Contract
Purpose of contract	General
Contract start date	01/06/2007
Contract end date	

17/18 Contracted general activity (UDA)	35,500
Carry forward general activity (UDA)	262
17/18 Contracted orthodontic activity (UOA)	0
Carry forward orthodontic activity (UOA)	0
Baseline contract value	£921,474.97

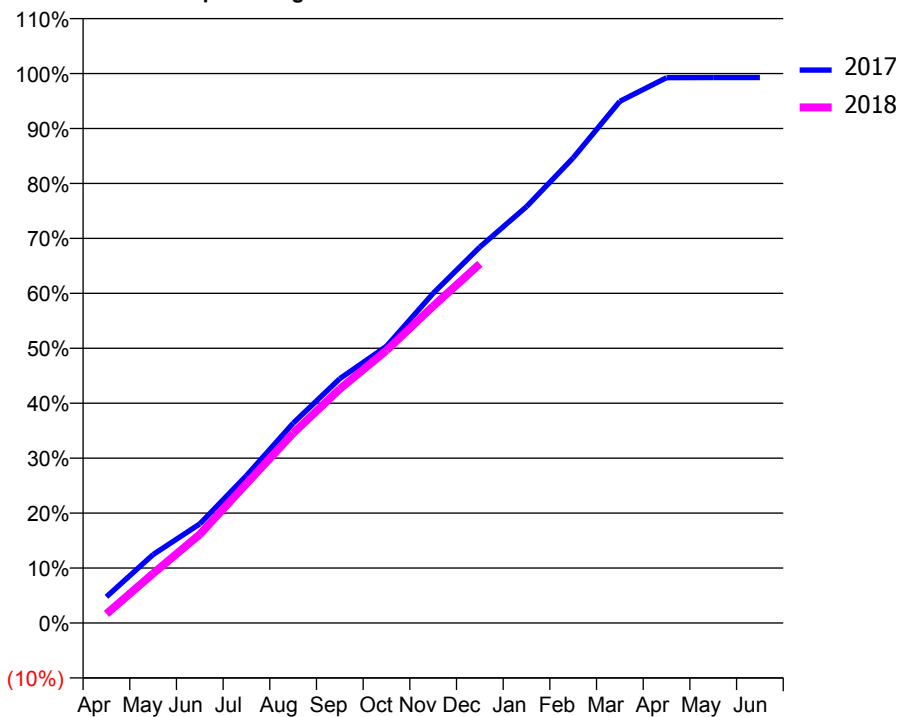
ACCESS*

Patients seen in 24 months	Total	Change since previous quarter
Quarter ending December 2016	13,097	
Quarter ending March 2017	13,175	→
Quarter ending June 2017	13,118	→
Quarter ending September 2017	12,946	↓
Quarter ending December 2017	12,940	→
Variance since December 2016	(1.2%)	↓



ACTIVITY

Cumulative percentage of contracted UDA delivered 2017 & 2018



Month	Adjusted Scheduled Activity (UDA)	
	2017	2018
April	1,696	591
May	4,424	3,199
June	6,404	5,726
July	9,527	9,005
August	12,910	12,263
September	15,788	15,122
October	17,878	17,616
November	21,297	20,473
December	24,289	23,206
January	26,904	
February	30,054	
March	33,703	
April	35,234	
May	35,242	
June	35,238	

QUALITY

	Quantity	Base Number	Contract	AT	Region	England
% of FP17s for the same patient ID Re-attending within 3 months - Children	201	3,692	5.4%	11.0%	11.8%	12.0%
% of FP17s for the same patient ID Re-attending within 3 months - Adults	1,286	11,086	11.6%	14.5%	15.3%	15.9%
% of FP17s for the same patient ID Re-attending between 3 & 9 months - Children	2,527	3,692	68.4%	56.7%	59.1%	58.0%
% of FP17s for the same patient ID Re-attending between 3 & 9 months - Adults	6,986	11,086	63.0%	48.2%	51.5%	50.5%
% of FP17s for Band 1 Urgent Courses	1,146	14,011	8.2%	8.6%	8.0%	9.0%
% of FP17s Relating to Free Repair or Replacements	45	14,011	0.3%	0.7%	0.8%	0.8%
% of FP17s Relating to Continuations	71	14,011	0.5%	0.9%	1.1%	1.1%
% of Patients satisfied with the dentistry they have received	14	17	82.4%	91.1%	91.6%	91.5%
% of Patients satisfied with the time they had to wait for an appointment	15	17	88.2%	86.8%	88.3%	87.9%

* This is based on patients treated on this contract for their most recent course of treatment. Figures in italics indicate the base number of FP17s or Patient Questionnaire responses are less than 100. N/A is shown where the base number of responses is less than 10 during the period. % is calculated as Quantity/Base number*100

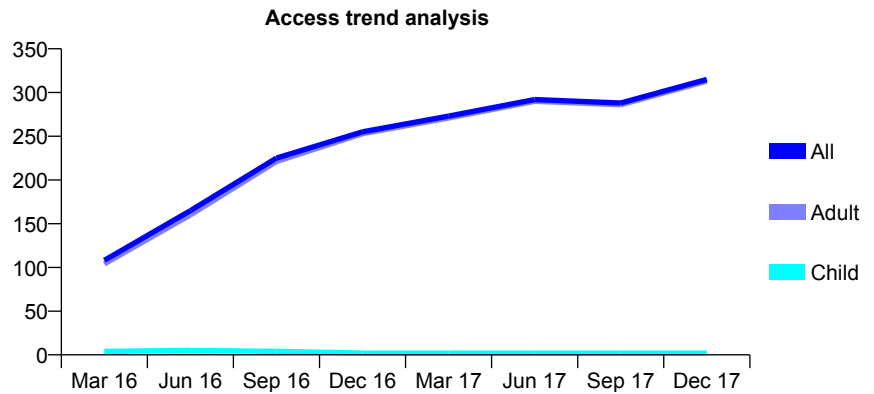
Q58 - Vital Signs At a Glance Contract Report for 141607/0002 - December 2017

Name or company name	Ware Dental Care
Contract type name	PDS Contract
Purpose of contract	General
Contract start date	21/01/2013
Contract end date	31/03/2018

17/18 Contracted general activity (UDA)	1,793
Carry forward general activity (UDA)	0
17/18 Contracted orthodontic activity (UOA)	0
Carry forward orthodontic activity (UOA)	0
Baseline contract value	£54,401.02

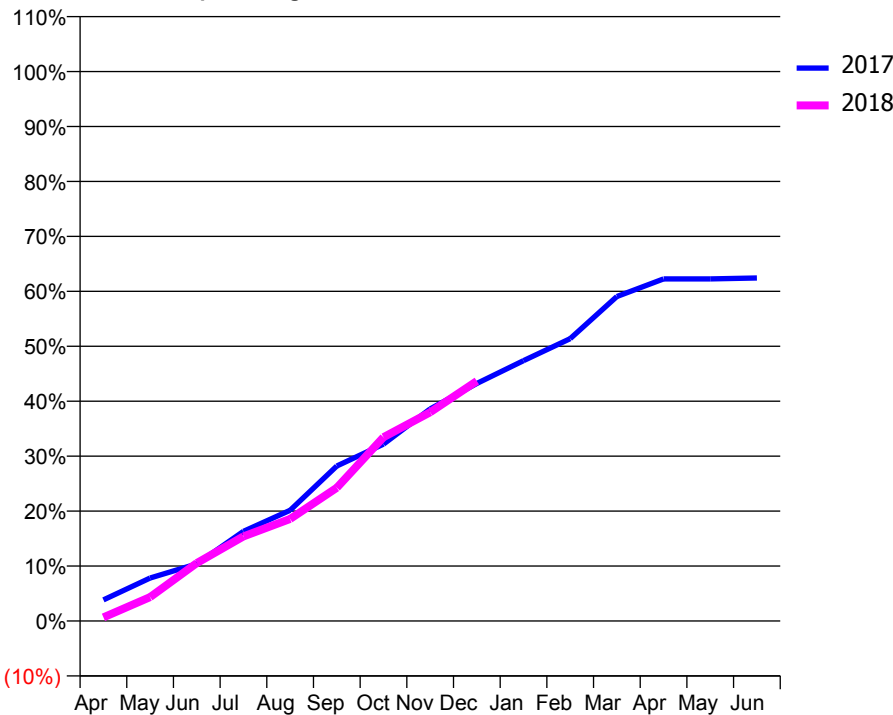
ACCESS*

Patients seen in 24 months	Total	Change since previous quarter
Quarter ending December 2016	255	
Quarter ending March 2017	273	↑
Quarter ending June 2017	292	↑
Quarter ending September 2017	288	↓
Quarter ending December 2017	315	↑
Variance since December 2016	23.5%	↑



ACTIVITY

Cumulative percentage of contracted UDA delivered 2017 & 2018



Month	Adjusted Scheduled Activity (UDA)	
	2017	2018
April	72	12
May	147	78
June	195	189
July	306	276
August	378	333
September	529	435
October	604	600
November	724	681
December	811	783
January	889	
February	964	
March	1,108	
April	1,168	
May	1,168	
June	1,171	

QUALITY

	Quantity	Base Number	Contract	AT	Region	England
% of FP17s for the same patient ID Re-attending within 3 months - Children	1	2	50.0%	11.0%	11.8%	12.0%
% of FP17s for the same patient ID Re-attending within 3 months - Adults	10	280	3.6%	14.5%	15.3%	15.9%
% of FP17s for the same patient ID Re-attending between 3 & 9 months - Children	0	2	0.0%	56.7%	59.1%	58.0%
% of FP17s for the same patient ID Re-attending between 3 & 9 months - Adults	1	280	0.4%	48.2%	51.5%	50.5%
% of FP17s for Band 1 Urgent Courses	0	261	0.0%	8.6%	8.0%	9.0%
% of FP17s Relating to Free Repair or Replacements	0	261	0.0%	0.7%	0.8%	0.8%
% of FP17s Relating to Continuations	0	261	0.0%	0.9%	1.1%	1.1%
% of Patients satisfied with the dentistry they have received	1	1	N/A	91.1%	91.6%	91.5%
% of Patients satisfied with the time they had to wait for an appointment	1	1	N/A	86.8%	88.3%	87.9%

* This is based on patients treated on this contract for their most recent course of treatment. Figures in italics indicate the base number of FP17s or Patient Questionnaire responses are less than 100. N/A is shown where the base number of responses is less than 10 during the period. % is calculated as Quantity/Base number*100

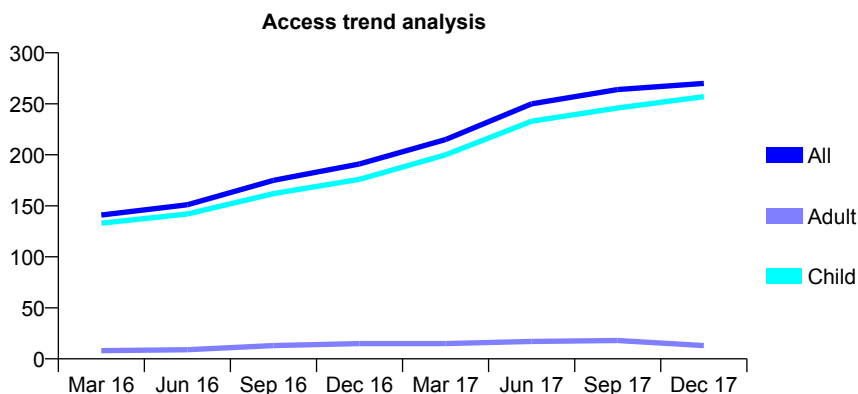
Q58 - Vital Signs At a Glance Contract Report for 144185/0001 - December 2017

Name or company name	Boxmoor House Dental Practice
Contract type name	GDS Contract
Purpose of contract	General
Contract start date	13/07/2015
Contract end date	

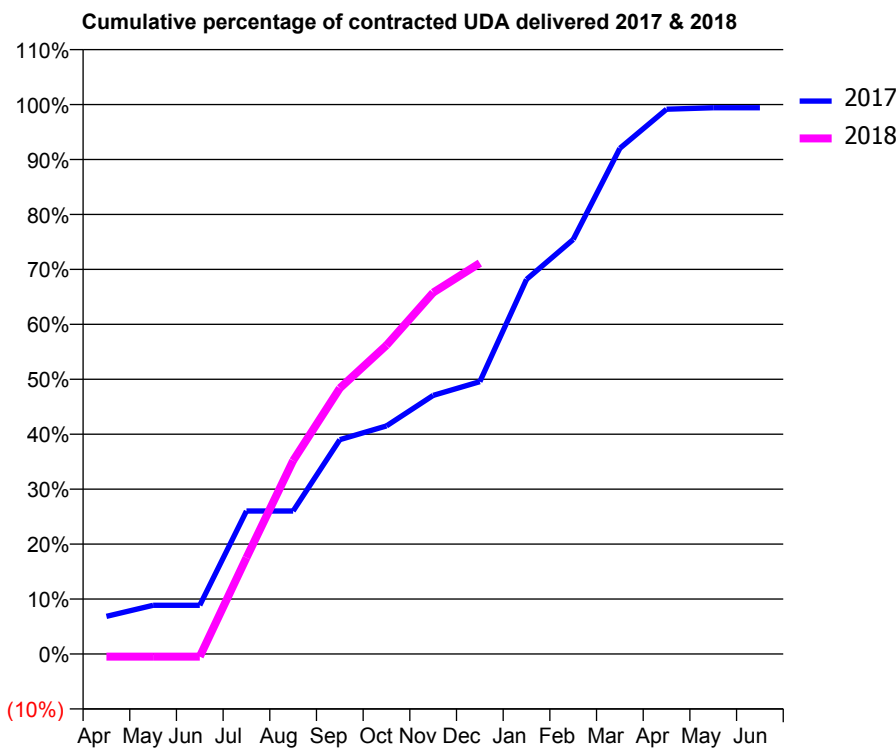
17/18 Contracted general activity (UDA)	399
Carry forward general activity (UDA)	2
17/18 Contracted orthodontic activity (UOA)	0
Carry forward orthodontic activity (UOA)	0
Baseline contract value	£8,848.78

ACCESS*

Patients seen in 24 months	Total	Change since previous quarter
Quarter ending December 2016	191	
Quarter ending March 2017	215	↑
Quarter ending June 2017	250	↑
Quarter ending September 2017	264	↑
Quarter ending December 2017	270	↑
Variance since December 2016	41.4%	↑



ACTIVITY



Month	Adjusted Scheduled Activity (UDA)	
	2017	2018
April	27	-2
May	35	-2
June	35	-2
July	104	70
August	104	140
September	156	193
October	166	224
November	188	262
December	198	284
January	272	
February	301	
March	367	
April	396	
May	397	
June	397	

QUALITY

	Quantity	Base Number	Contract	AT	Region	England
% of FP17s for the same patient ID Re-attending within 3 months - Children	22	246	8.9%	11.0%	11.8%	12.0%
% of FP17s for the same patient ID Re-attending within 3 months - Adults	0	0	N/A	14.5%	15.3%	15.9%
% of FP17s for the same patient ID Re-attending between 3 & 9 months - Children	105	246	42.7%	56.7%	59.1%	58.0%
% of FP17s for the same patient ID Re-attending between 3 & 9 months - Adults	0	0	N/A	48.2%	51.5%	50.5%
% of FP17s for Band 1 Urgent Courses	12	227	5.3%	8.6%	8.0%	9.0%
% of FP17s Relating to Free Repair or Replacements	0	227	0.0%	0.7%	0.8%	0.8%
% of FP17s Relating to Continuations	0	227	0.0%	0.9%	1.1%	1.1%
% of Patients satisfied with the dentistry they have received	0	0	N/A	91.1%	91.6%	91.5%
% of Patients satisfied with the time they had to wait for an appointment	0	0	N/A	86.8%	88.3%	87.9%

* This is based on patients treated on this contract for their most recent course of treatment. Figures in italics indicate the base number of FP17s or Patient Questionnaire responses are less than 100. N/A is shown where the base number of responses is less than 10 during the period. % is calculated as Quantity/Base number*100

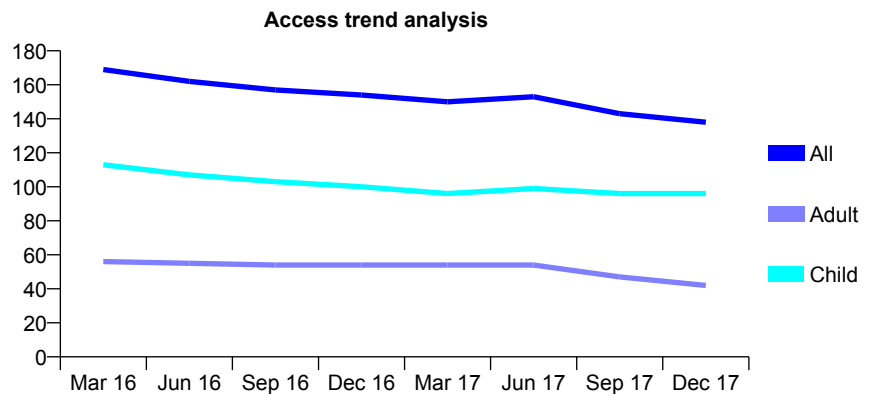
Q58 - Vital Signs At a Glance Contract Report for 144401/0001 - December 2017

Name or company name	Berkeley Clinic
Contract type name	GDS Contract
Purpose of contract	General
Contract start date	01/04/2014
Contract end date	

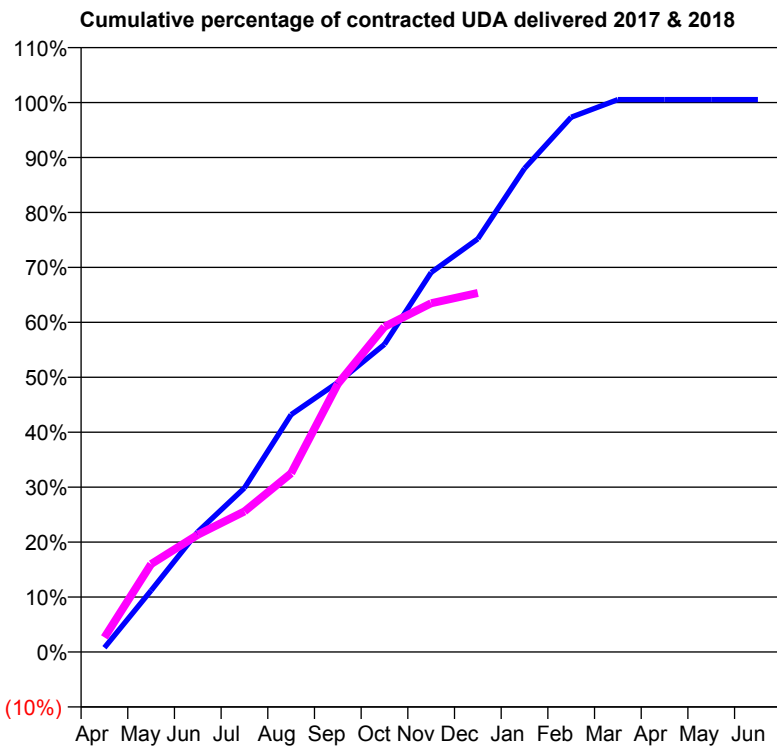
17/18 Contracted general activity (UDA)	375
Carry forward general activity (UDA)	-2
17/18 Contracted orthodontic activity (UOA)	0
Carry forward orthodontic activity (UOA)	0
Baseline contract value	£9,414.64

ACCESS*

Patients seen in 24 months	Total	Change since previous quarter
Quarter ending December 2016	154	
Quarter ending March 2017	150	↓
Quarter ending June 2017	153	↑
Quarter ending September 2017	143	↓
Quarter ending December 2017	138	↓
Variance since December 2016	(10.4%)	↓



ACTIVITY



Month	Adjusted Scheduled Activity (UDA)	
	2017	2018
April	3	10
May	42	60
June	82	80
July	112	96
August	162	122
September	184	183
October	210	222
November	259	238
December	282	245
January	330	
February	365	
March	377	
April	377	
May	377	
June	377	

QUALITY

	Quantity	Base Number	Contract	AT	Region	England
% of FP17s for the same patient ID Re-attending within 3 months - Children	11	97	11.3%	11.0%	11.8%	12.0%
% of FP17s for the same patient ID Re-attending within 3 months - Adults	4	27	14.8%	14.5%	15.3%	15.9%
% of FP17s for the same patient ID Re-attending between 3 & 9 months - Children	47	97	48.5%	56.7%	59.1%	58.0%
% of FP17s for the same patient ID Re-attending between 3 & 9 months - Adults	18	27	66.7%	48.2%	51.5%	50.5%
% of FP17s for Band 1 Urgent Courses	0	123	0.0%	8.6%	8.0%	9.0%
% of FP17s Relating to Free Repair or Replacements	0	123	0.0%	0.7%	0.8%	0.8%
% of FP17s Relating to Continuations	5	123	4.1%	0.9%	1.1%	1.1%
% of Patients satisfied with the dentistry they have received	1	1	N/A	91.1%	91.6%	91.5%
% of Patients satisfied with the time they had to wait for an appointment	1	1	N/A	86.8%	88.3%	87.9%

* This is based on patients treated on this contract for their most recent course of treatment. Figures in italics indicate the base number of FP17s or Patient Questionnaire responses are less than 100. N/A is shown where the base number of responses is less than 10 during the period. % is calculated as Quantity/Base number*100

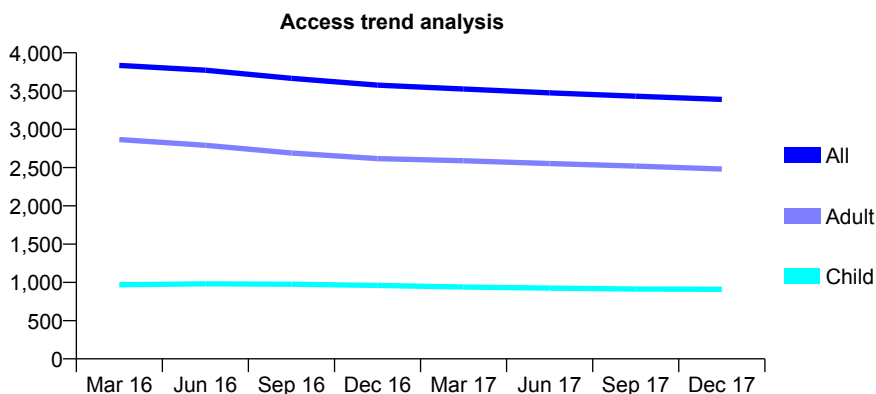
Q58 - Vital Signs At a Glance Contract Report for 144789/0001 - December 2017

Name or company name	SAAB Professional Ltd
Contract type name	GDS Contract
Purpose of contract	General
Contract start date	01/01/2011
Contract end date	

17/18 Contracted general activity (UDA)	7,343
Carry forward general activity (UDA)	-59
17/18 Contracted orthodontic activity (UOA)	0
Carry forward orthodontic activity (UOA)	0
Baseline contract value	£180,659.37

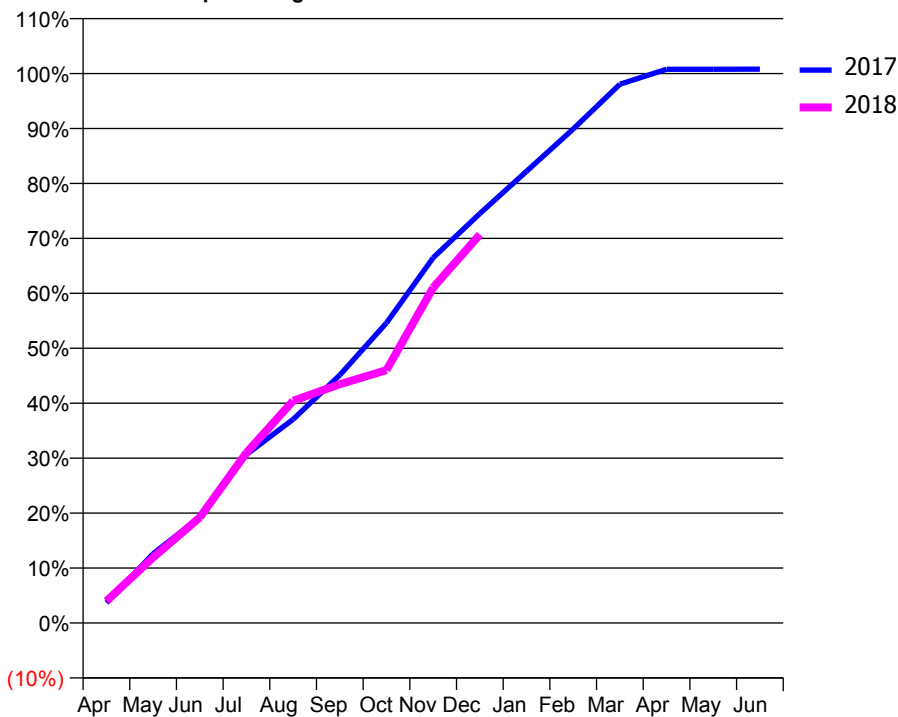
ACCESS*

Patients seen in 24 months	Total	Change since previous quarter
Quarter ending December 2016	3,577	
Quarter ending March 2017	3,527	↓
Quarter ending June 2017	3,476	↓
Quarter ending September 2017	3,433	↓
Quarter ending December 2017	3,390	↓
Variance since December 2016	(5.2%)	↓



ACTIVITY

Cumulative percentage of contracted UDA delivered 2017 & 2018



Month	Adjusted Scheduled Activity (UDA)	
	2017	2018
April	270	294
May	926	876
June	1,415	1,410
July	2,252	2,276
August	2,722	2,969
September	3,313	3,190
October	4,010	3,379
November	4,882	4,482
December	5,471	5,192
January	6,036	
February	6,602	
March	7,201	
April	7,399	
May	7,399	
June	7,401	

QUALITY

	Quantity	Base Number	Contract	AT	Region	England
% of FP17s for the same patient ID Re-attending within 3 months - Children	39	965	4.0%	11.0%	11.8%	12.0%
% of FP17s for the same patient ID Re-attending within 3 months - Adults	111	2,360	4.7%	14.5%	15.3%	15.9%
% of FP17s for the same patient ID Re-attending between 3 & 9 months - Children	612	965	63.4%	56.7%	59.1%	58.0%
% of FP17s for the same patient ID Re-attending between 3 & 9 months - Adults	1,486	2,360	63.0%	48.2%	51.5%	50.5%
% of FP17s for Band 1 Urgent Courses	190	3,184	6.0%	8.6%	8.0%	9.0%
% of FP17s Relating to Free Repair or Replacements	1	3,184	0.0%	0.7%	0.8%	0.8%
% of FP17s Relating to Continuations	0	3,184	0.0%	0.9%	1.1%	1.1%
% of Patients satisfied with the dentistry they have received	2	2	N/A	91.1%	91.6%	91.5%
% of Patients satisfied with the time they had to wait for an appointment	2	2	N/A	86.8%	88.3%	87.9%

* This is based on patients treated on this contract for their most recent course of treatment. Figures in italics indicate the base number of FP17s or Patient Questionnaire responses are less than 100. N/A is shown where the base number of responses is less than 10 during the period. % is calculated as Quantity/Base number*100

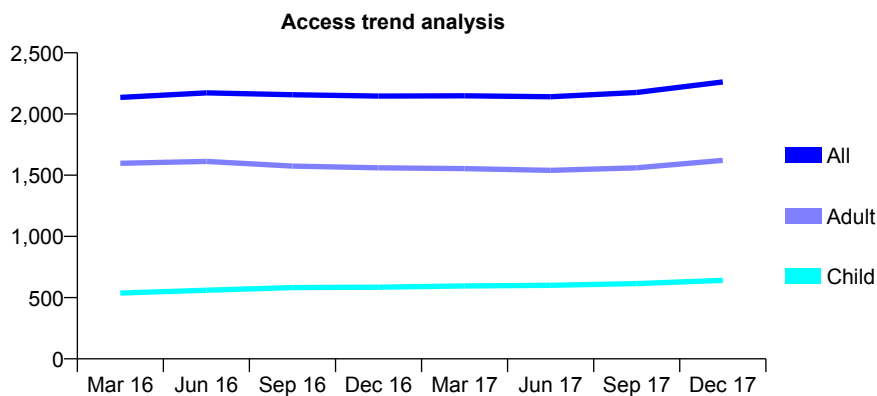
Q58 - Vital Signs At a Glance Contract Report for 145246/0001 - December 2017

Name or company name	Mr M Eyrumlu and Mr A Eyrumlu
Contract type name	GDS Contract
Purpose of contract	General
Contract start date	07/05/2014
Contract end date	

17/18 Contracted general activity (UDA)	9,500
Carry forward general activity (UDA)	-190
17/18 Contracted orthodontic activity (UOA)	0
Carry forward orthodontic activity (UOA)	0
Baseline contract value	£329,212.31

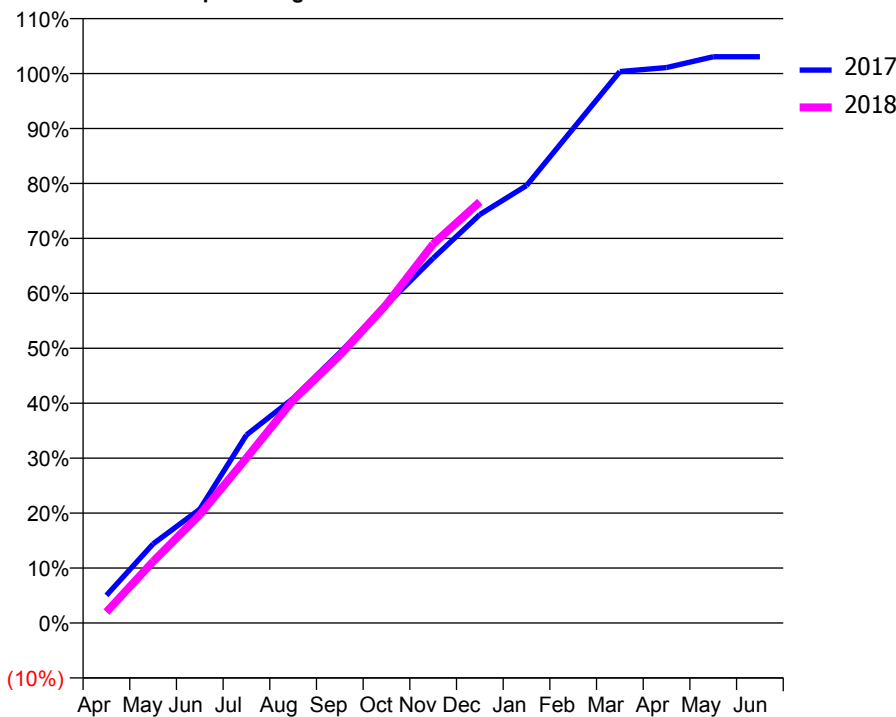
ACCESS*

Patients seen in 24 months	Total	Change since previous quarter
Quarter ending December 2016	2,147	
Quarter ending March 2017	2,149	→
Quarter ending June 2017	2,141	→
Quarter ending September 2017	2,176	→
Quarter ending December 2017	2,262	↑
Variance since December 2016	5.4%	↑



ACTIVITY

Cumulative percentage of contracted UDA delivered 2017 & 2018



Month	Adjusted Scheduled Activity (UDA)	
	2017	2018
April	478	190
May	1,367	1,063
June	1,968	1,874
July	3,253	2,854
August	3,884	3,854
September	4,675	4,628
October	5,505	5,508
November	6,306	6,553
December	7,063	7,282
January	7,562	
February	8,549	
March	9,534	
April	9,604	
May	9,790	
June	9,790	

QUALITY

	Quantity	Base Number	Contract	AT	Region	England
% of FP17s for the same patient ID Re-attending within 3 months - Children	35	737	4.7%	11.0%	11.8%	12.0%
% of FP17s for the same patient ID Re-attending within 3 months - Adults	186	1,803	10.3%	14.5%	15.3%	15.9%
% of FP17s for the same patient ID Re-attending between 3 & 9 months - Children	445	737	60.4%	56.7%	59.1%	58.0%
% of FP17s for the same patient ID Re-attending between 3 & 9 months - Adults	1,105	1,803	61.3%	48.2%	51.5%	50.5%
% of FP17s for Band 1 Urgent Courses	103	2,438	4.2%	8.6%	8.0%	9.0%
% of FP17s Relating to Free Repair or Replacements	26	2,438	1.1%	0.7%	0.8%	0.8%
% of FP17s Relating to Continuations	36	2,438	1.5%	0.9%	1.1%	1.1%
% of Patients satisfied with the dentistry they have received	3	3	N/A	91.1%	91.6%	91.5%
% of Patients satisfied with the time they had to wait for an appointment	2	3	N/A	86.8%	88.3%	87.9%

* This is based on patients treated on this contract for their most recent course of treatment. Figures in italics indicate the base number of FP17s or Patient Questionnaire responses are less than 100. N/A is shown where the base number of responses is less than 10 during the period. % is calculated as Quantity/Base number*100

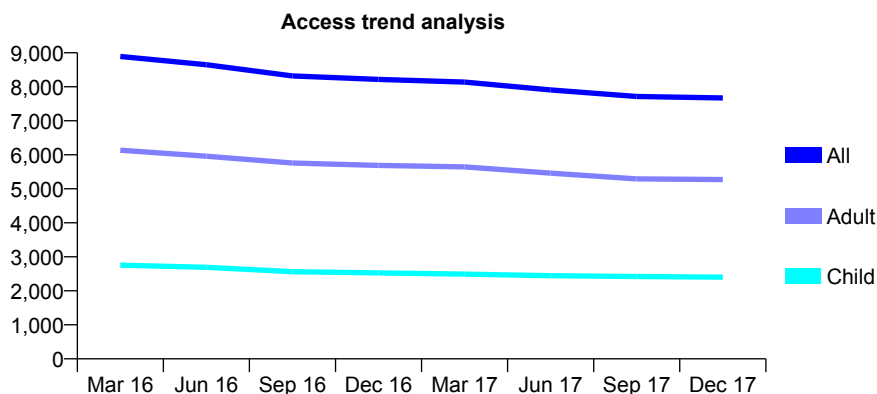
Q58 - Vital Signs At a Glance Contract Report for 145742/0001 - December 2017

Name or company name	Southdown Dental Practice
Contract type name	GDS Contract
Purpose of contract	General
Contract start date	01/12/2011
Contract end date	

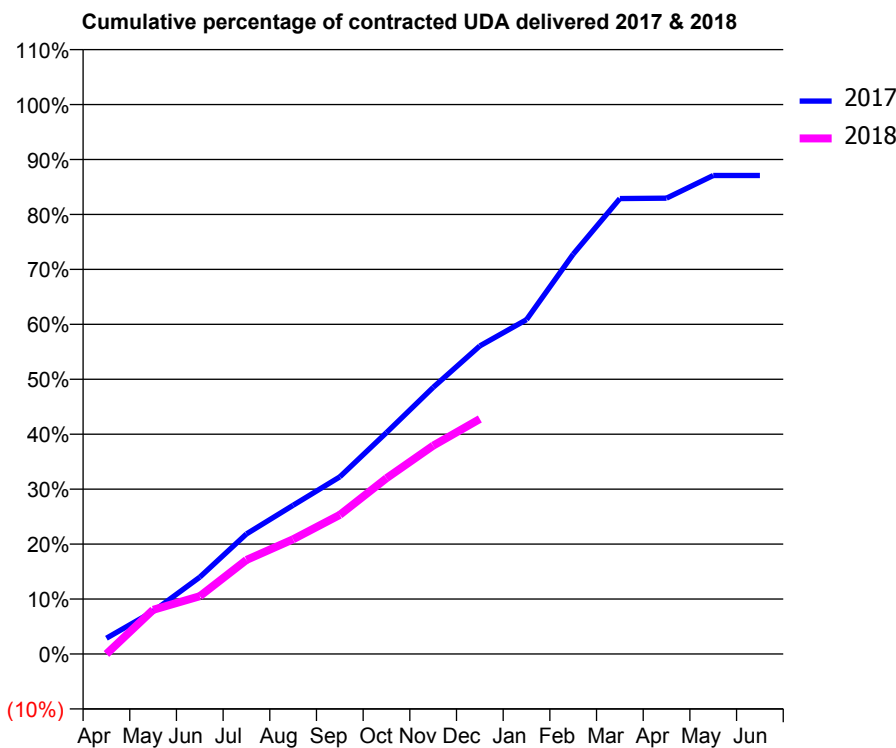
17/18 Contracted general activity (UDA)	37,862
Carry forward general activity (UDA)	0
17/18 Contracted orthodontic activity (UOA)	0
Carry forward orthodontic activity (UOA)	0
Baseline contract value	£1,034,794.54

ACCESS*

Patients seen in 24 months	Total	Change since previous quarter
Quarter ending December 2016	8,216	
Quarter ending March 2017	8,138	→
Quarter ending June 2017	7,907	↓
Quarter ending September 2017	7,714	↓
Quarter ending December 2017	7,674	→
Variance since December 2016	(6.6%)	↓



ACTIVITY



Month	Adjusted Scheduled Activity (UDA)	
	2017	2018
April	1,086	0
May	2,937	3,049
June	5,297	3,979
July	8,275	6,479
August	10,246	7,905
September	12,207	9,586
October	15,253	12,115
November	18,370	14,360
December	21,231	16,190
January	23,035	
February	27,546	
March	31,383	
April	31,411	
May	32,974	
June	32,973	

QUALITY

	Quantity	Base Number	Contract	AT	Region	England
% of FP17s for the same patient ID Re-attending within 3 months - Children	154	2,163	7.1%	11.0%	11.8%	12.0%
% of FP17s for the same patient ID Re-attending within 3 months - Adults	643	4,303	14.9%	14.5%	15.3%	15.9%
% of FP17s for the same patient ID Re-attending between 3 & 9 months - Children	1,248	2,163	57.7%	56.7%	59.1%	58.0%
% of FP17s for the same patient ID Re-attending between 3 & 9 months - Adults	2,136	4,303	49.6%	48.2%	51.5%	50.5%
% of FP17s for Band 1 Urgent Courses	478	6,064	7.9%	8.6%	8.0%	9.0%
% of FP17s Relating to Free Repair or Replacements	75	6,064	1.2%	0.7%	0.8%	0.8%
% of FP17s Relating to Continuations	181	6,064	3.0%	0.9%	1.1%	1.1%
% of Patients satisfied with the dentistry they have received	5	7	N/A	91.1%	91.6%	91.5%
% of Patients satisfied with the time they had to wait for an appointment	5	7	N/A	86.8%	88.3%	87.9%

* This is based on patients treated on this contract for their most recent course of treatment. Figures in italics indicate the base number of FP17s or Patient Questionnaire responses are less than 100. N/A is shown where the base number of responses is less than 10 during the period. % is calculated as Quantity/Base number*100

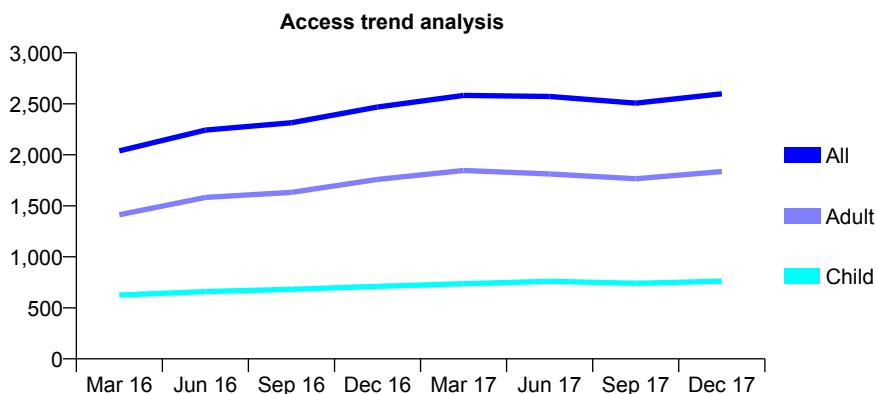
Q58 - Vital Signs At a Glance Contract Report for 146552/0001 - December 2017

Name or company name	Nadeem Rathore
Contract type name	GDS Contract
Purpose of contract	General
Contract start date	23/02/2015
Contract end date	

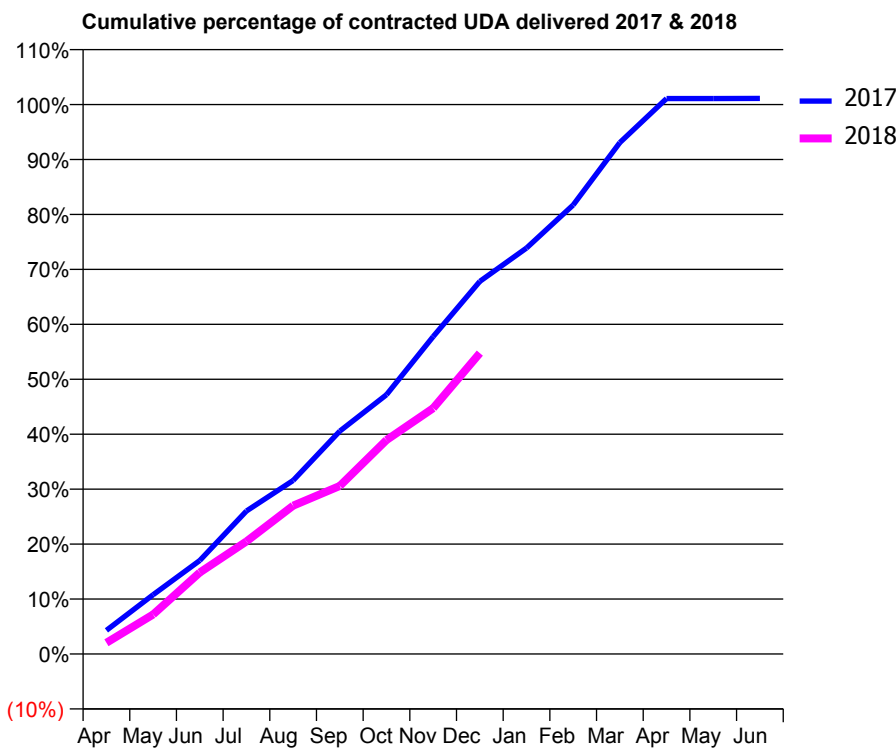
17/18 Contracted general activity (UDA)	6,279
Carry forward general activity (UDA)	-70
17/18 Contracted orthodontic activity (UOA)	0
Carry forward orthodontic activity (UOA)	0
Baseline contract value	£139,580.34

ACCESS*

Patients seen in 24 months	Total	Change since previous quarter
Quarter ending December 2016	2,469	
Quarter ending March 2017	2,582	↑
Quarter ending June 2017	2,572	→
Quarter ending September 2017	2,507	↓
Quarter ending December 2017	2,598	↑
Variance since December 2016	5.2%	↑



ACTIVITY



Month	Adjusted Scheduled Activity (UDA)	
	2017	2018
April	271	128
May	677	452
June	1,070	932
July	1,634	1,287
August	1,982	1,695
September	2,547	1,921
October	2,963	2,444
November	3,628	2,809
December	4,258	3,439
January	4,639	
February	5,130	
March	5,844	
April	6,346	
May	6,348	
June	6,349	

QUALITY

	Quantity	Base Number	Contract	AT	Region	England
% of FP17s for the same patient ID Re-attending within 3 months - Children	48	880	5.5%	11.0%	11.8%	12.0%
% of FP17s for the same patient ID Re-attending within 3 months - Adults	91	1,054	8.6%	14.5%	15.3%	15.9%
% of FP17s for the same patient ID Re-attending between 3 & 9 months - Children	570	880	64.8%	56.7%	59.1%	58.0%
% of FP17s for the same patient ID Re-attending between 3 & 9 months - Adults	414	1,054	39.3%	48.2%	51.5%	50.5%
% of FP17s for Band 1 Urgent Courses	153	1,714	8.9%	8.6%	8.0%	9.0%
% of FP17s Relating to Free Repair or Replacements	3	1,714	0.2%	0.7%	0.8%	0.8%
% of FP17s Relating to Continuations	1	1,714	0.1%	0.9%	1.1%	1.1%
% of Patients satisfied with the dentistry they have received	2	2	N/A	91.1%	91.6%	91.5%
% of Patients satisfied with the time they had to wait for an appointment	2	2	N/A	86.8%	88.3%	87.9%

* This is based on patients treated on this contract for their most recent course of treatment. Figures in italics indicate the base number of FP17s or Patient Questionnaire responses are less than 100. N/A is shown where the base number of responses is less than 10 during the period. % is calculated as Quantity/Base number*100

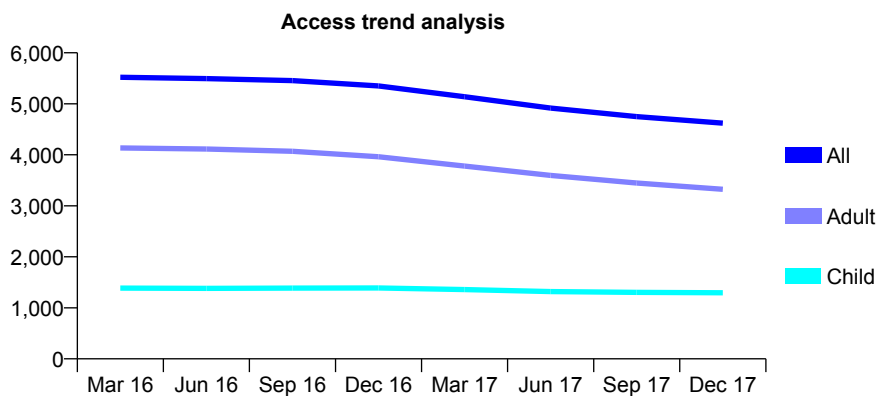
Q58 - Vital Signs At a Glance Contract Report for 147311/0001 - December 2017

Name or company name	Abington Dental Practice
Contract type name	GDS Contract
Purpose of contract	General
Contract start date	01/04/2014
Contract end date	

17/18 Contracted general activity (UDA)	15,504
Carry forward general activity (UDA)	-77
17/18 Contracted orthodontic activity (UOA)	0
Carry forward orthodontic activity (UOA)	0
Baseline contract value	£395,028.83

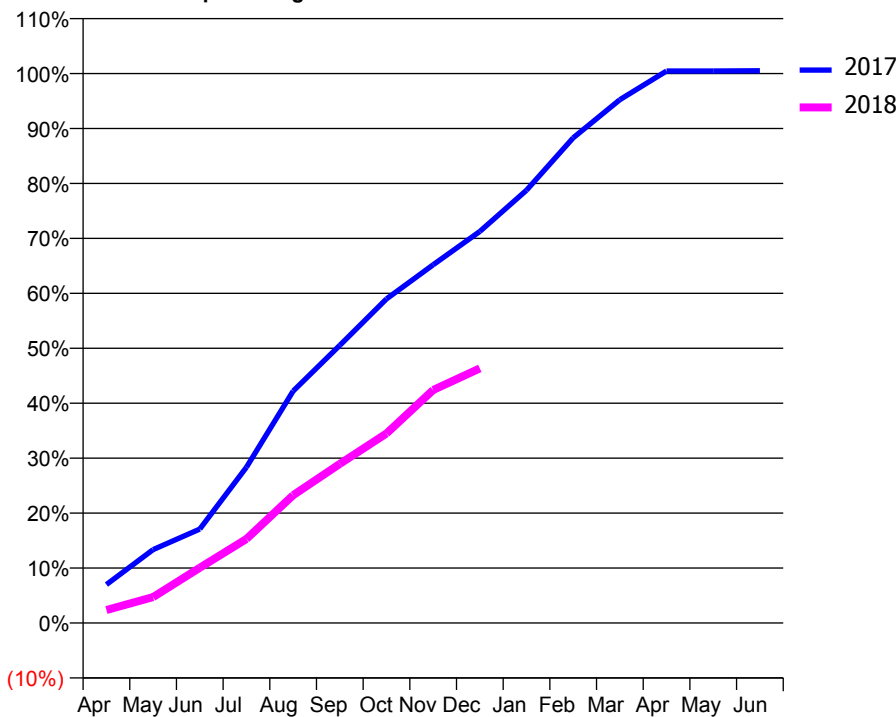
ACCESS*

Patients seen in 24 months	Total	Change since previous quarter
Quarter ending December 2016	5,350	
Quarter ending March 2017	5,138	↓
Quarter ending June 2017	4,917	↓
Quarter ending September 2017	4,750	↓
Quarter ending December 2017	4,620	↓
Variance since December 2016	(13.6%)	↓



ACTIVITY

Cumulative percentage of contracted UDA delivered 2017 & 2018



Month	Adjusted Scheduled Activity (UDA)	
	2017	2018
April	1,087	366
May	2,073	733
June	2,651	1,558
July	4,396	2,373
August	6,545	3,605
September	7,836	4,489
October	9,143	5,347
November	10,108	6,576
December	11,046	7,185
January	12,211	
February	13,690	
March	14,766	
April	15,575	
May	15,576	
June	15,581	

QUALITY

	Quantity	Base Number	Contract	AT	Region	England
% of FP17s for the same patient ID Re-attending within 3 months - Children	134	1,322	10.1%	11.0%	11.8%	12.0%
% of FP17s for the same patient ID Re-attending within 3 months - Adults	460	2,959	15.5%	14.5%	15.3%	15.9%
% of FP17s for the same patient ID Re-attending between 3 & 9 months - Children	831	1,322	62.9%	56.7%	59.1%	58.0%
% of FP17s for the same patient ID Re-attending between 3 & 9 months - Adults	1,967	2,959	66.5%	48.2%	51.5%	50.5%
% of FP17s for Band 1 Urgent Courses	287	3,798	7.6%	8.6%	8.0%	9.0%
% of FP17s Relating to Free Repair or Replacements	11	3,798	0.3%	0.7%	0.8%	0.8%
% of FP17s Relating to Continuations	9	3,798	0.2%	0.9%	1.1%	1.1%
% of Patients satisfied with the dentistry they have received	11	14	78.6%	91.1%	91.6%	91.5%
% of Patients satisfied with the time they had to wait for an appointment	12	14	85.7%	86.8%	88.3%	87.9%

* This is based on patients treated on this contract for their most recent course of treatment. Figures in italics indicate the base number of FP17s or Patient Questionnaire responses are less than 100. N/A is shown where the base number of responses is less than 10 during the period. % is calculated as Quantity/Base number*100

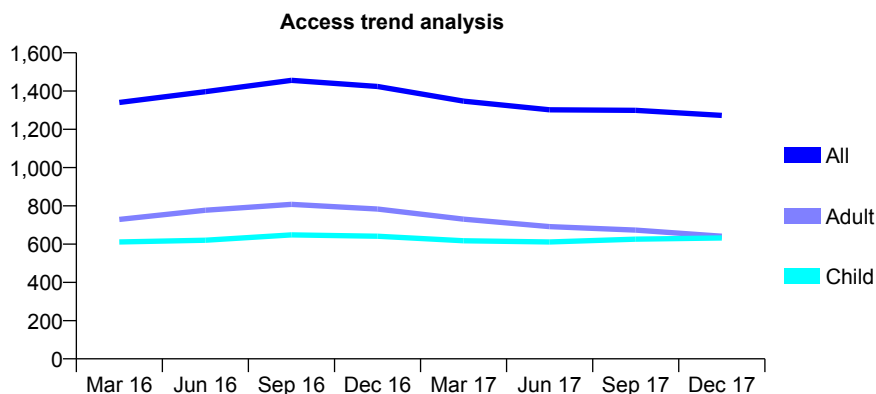
Q58 - Vital Signs At a Glance Contract Report for 147893/0001 - December 2017

Name or company name	Hockerill Dental Practice
Contract type name	GDS Contract
Purpose of contract	General
Contract start date	01/10/2013
Contract end date	

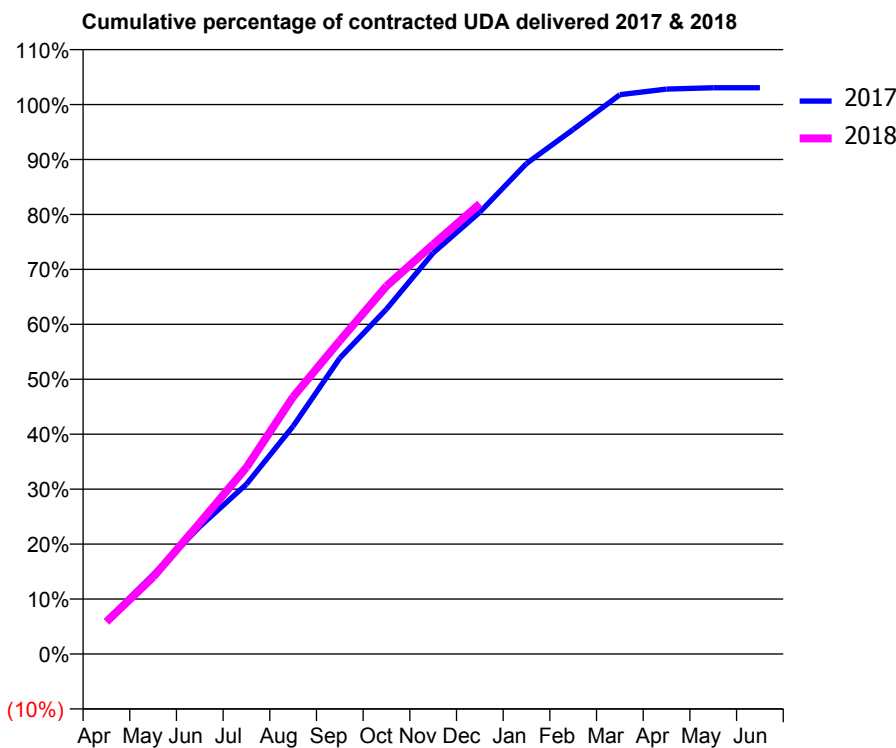
17/18 Contracted general activity (UDA)	2,475
Carry forward general activity (UDA)	-50
17/18 Contracted orthodontic activity (UOA)	0
Carry forward orthodontic activity (UOA)	0
Baseline contract value	£70,697.89

ACCESS*

Patients seen in 24 months	Total	Change since previous quarter
Quarter ending December 2016	1,424	
Quarter ending March 2017	1,347	↓
Quarter ending June 2017	1,302	↓
Quarter ending September 2017	1,299	→
Quarter ending December 2017	1,273	↓
Variance since December 2016	(10.6%)	↓



ACTIVITY



Month	Adjusted Scheduled Activity (UDA)	
	2017	2018
April	150	145
May	357	346
June	574	591
July	765	841
August	1,026	1,158
September	1,333	1,411
October	1,553	1,657
November	1,806	1,845
December	1,990	2,028
January	2,209	
February	2,363	
March	2,519	
April	2,544	
May	2,550	
June	2,550	

QUALITY

	Quantity	Base Number	Contract	AT	Region	England
% of FP17s for the same patient ID Re-attending within 3 months - Children	46	683	6.7%	11.0%	11.8%	12.0%
% of FP17s for the same patient ID Re-attending within 3 months - Adults	45	486	9.3%	14.5%	15.3%	15.9%
% of FP17s for the same patient ID Re-attending between 3 & 9 months - Children	364	683	53.3%	56.7%	59.1%	58.0%
% of FP17s for the same patient ID Re-attending between 3 & 9 months - Adults	245	486	50.4%	48.2%	51.5%	50.5%
% of FP17s for Band 1 Urgent Courses	36	1,151	3.1%	8.6%	8.0%	9.0%
% of FP17s Relating to Free Repair or Replacements	1	1,151	0.1%	0.7%	0.8%	0.8%
% of FP17s Relating to Continuations	6	1,151	0.5%	0.9%	1.1%	1.1%
% of Patients satisfied with the dentistry they have received	1	1	N/A	91.1%	91.6%	91.5%
% of Patients satisfied with the time they had to wait for an appointment	0	1	N/A	86.8%	88.3%	87.9%

* This is based on patients treated on this contract for their most recent course of treatment. Figures in italics indicate the base number of FP17s or Patient Questionnaire responses are less than 100. N/A is shown where the base number of responses is less than 10 during the period. % is calculated as Quantity/Base number*100

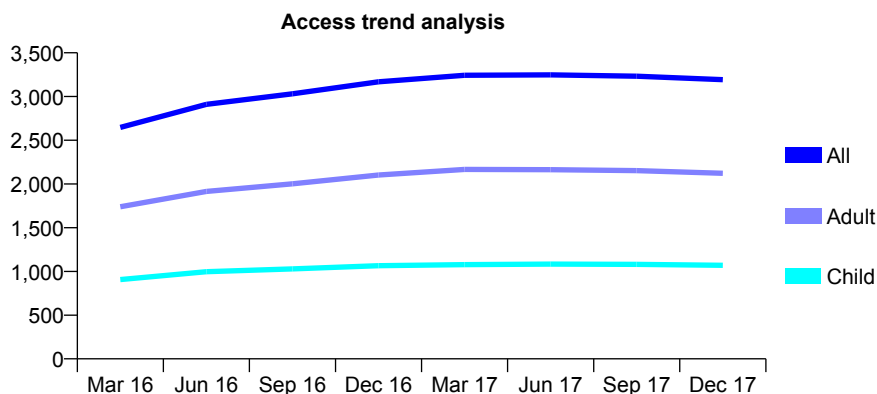
Q58 - Vital Signs At a Glance Contract Report for 147915/0001 - December 2017

Name or company name	Marford Dental Practice
Contract type name	GDS Contract
Purpose of contract	General
Contract start date	13/05/2015
Contract end date	

17/18 Contracted general activity (UDA)	9,281
Carry forward general activity (UDA)	-70
17/18 Contracted orthodontic activity (UOA)	0
Carry forward orthodontic activity (UOA)	0
Baseline contract value	£259,789.64

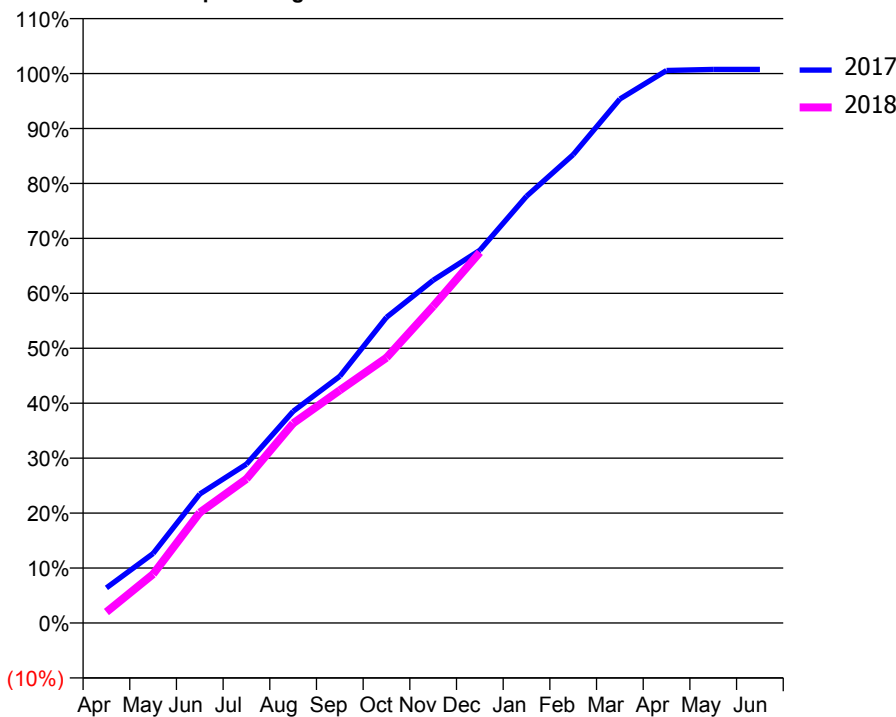
ACCESS*

Patients seen in 24 months	Total	Change since previous quarter
Quarter ending December 2016	3,168	
Quarter ending March 2017	3,243	↑
Quarter ending June 2017	3,247	→
Quarter ending September 2017	3,233	→
Quarter ending December 2017	3,192	↓
Variance since December 2016	0.8%	→



ACTIVITY

Cumulative percentage of contracted UDA delivered 2017 & 2018



Month	Adjusted Scheduled Activity (UDA)	
	2017	2018
April	593	186
May	1,174	825
June	2,180	1,866
July	2,683	2,433
August	3,574	3,373
September	4,167	3,930
October	5,164	4,481
November	5,790	5,351
December	6,296	6,259
January	7,209	
February	7,912	
March	8,850	
April	9,332	
May	9,351	
June	9,351	

QUALITY

	Quantity	Base Number	Contract	AT	Region	England
% of FP17s for the same patient ID Re-attending within 3 months - Children	89	1,123	7.9%	11.0%	11.8%	12.0%
% of FP17s for the same patient ID Re-attending within 3 months - Adults	396	2,191	18.1%	14.5%	15.3%	15.9%
% of FP17s for the same patient ID Re-attending between 3 & 9 months - Children	588	1,123	52.4%	56.7%	59.1%	58.0%
% of FP17s for the same patient ID Re-attending between 3 & 9 months - Adults	1,044	2,191	47.6%	48.2%	51.5%	50.5%
% of FP17s for Band 1 Urgent Courses	251	3,093	8.1%	8.6%	8.0%	9.0%
% of FP17s Relating to Free Repair or Replacements	16	3,093	0.5%	0.7%	0.8%	0.8%
% of FP17s Relating to Continuations	79	3,093	2.6%	0.9%	1.1%	1.1%
% of Patients satisfied with the dentistry they have received	18	18	100.0%	91.1%	91.6%	91.5%
% of Patients satisfied with the time they had to wait for an appointment	17	18	94.4%	86.8%	88.3%	87.9%

* This is based on patients treated on this contract for their most recent course of treatment. Figures in italics indicate the base number of FP17s or Patient Questionnaire responses are less than 100. N/A is shown where the base number of responses is less than 10 during the period. % is calculated as Quantity/Base number*100

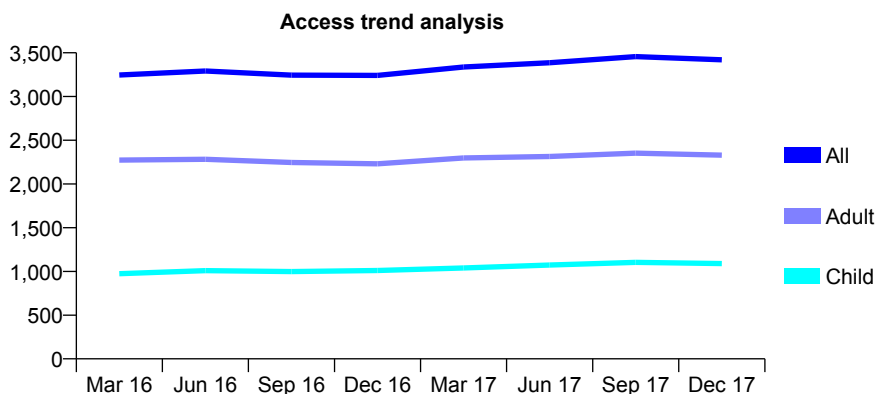
Q58 - Vital Signs At a Glance Contract Report for 149004/0002 - December 2017

Name or company name	Greenleaves Dental Practice
Contract type name	GDS Contract
Purpose of contract	General
Contract start date	01/02/2009
Contract end date	

17/18 Contracted general activity (UDA)	7,150
Carry forward general activity (UDA)	-143
17/18 Contracted orthodontic activity (UOA)	0
Carry forward orthodontic activity (UOA)	0
Baseline contract value	£178,925.52

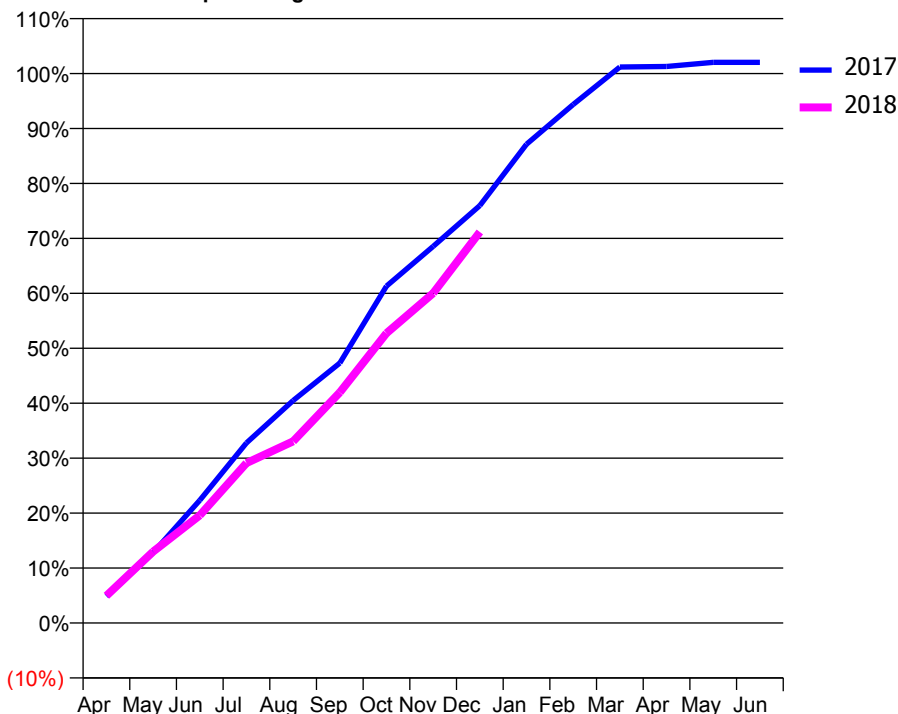
ACCESS*

Patients seen in 24 months	Total	Change since previous quarter
Quarter ending December 2016	3,241	
Quarter ending March 2017	3,338	↑
Quarter ending June 2017	3,387	→
Quarter ending September 2017	3,457	↑
Quarter ending December 2017	3,420	↓
Variance since December 2016	5.5%	↑



ACTIVITY

Cumulative percentage of contracted UDA delivered 2017 & 2018



Month	Adjusted Scheduled Activity (UDA)	
	2017	2018
April	348	354
May	915	929
June	1,598	1,401
July	2,343	2,082
August	2,895	2,365
September	3,383	3,001
October	4,383	3,772
November	4,900	4,292
December	5,432	5,089
January	6,229	
February	6,747	
March	7,235	
April	7,242	
May	7,295	
June	7,295	

QUALITY

	Quantity	Base Number	Contract	AT	Region	England
% of FP17s for the same patient ID Re-attending within 3 months - Children	75	1,058	7.1%	11.0%	11.8%	12.0%
% of FP17s for the same patient ID Re-attending within 3 months - Adults	201	1,857	10.8%	14.5%	15.3%	15.9%
% of FP17s for the same patient ID Re-attending between 3 & 9 months - Children	534	1,058	50.5%	56.7%	59.1%	58.0%
% of FP17s for the same patient ID Re-attending between 3 & 9 months - Adults	756	1,857	40.7%	48.2%	51.5%	50.5%
% of FP17s for Band 1 Urgent Courses	244	2,591	9.4%	8.6%	8.0%	9.0%
% of FP17s Relating to Free Repair or Replacements	2	2,591	0.1%	0.7%	0.8%	0.8%
% of FP17s Relating to Continuations	18	2,591	0.7%	0.9%	1.1%	1.1%
% of Patients satisfied with the dentistry they have received	4	6	N/A	91.1%	91.6%	91.5%
% of Patients satisfied with the time they had to wait for an appointment	5	6	N/A	86.8%	88.3%	87.9%

* This is based on patients treated on this contract for their most recent course of treatment. Figures in italics indicate the base number of FP17s or Patient Questionnaire responses are less than 100. N/A is shown where the base number of responses is less than 10 during the period. % is calculated as Quantity/Base number*100

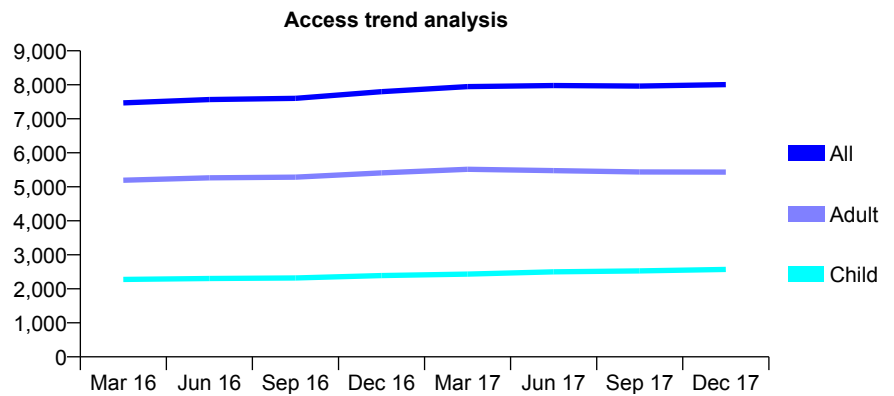
Q58 - Vital Signs At a Glance Contract Report for 149772/0001 - December 2017

Name or company name	Vogue Dental Care
Contract type name	GDS Contract
Purpose of contract	General
Contract start date	01/11/2010
Contract end date	

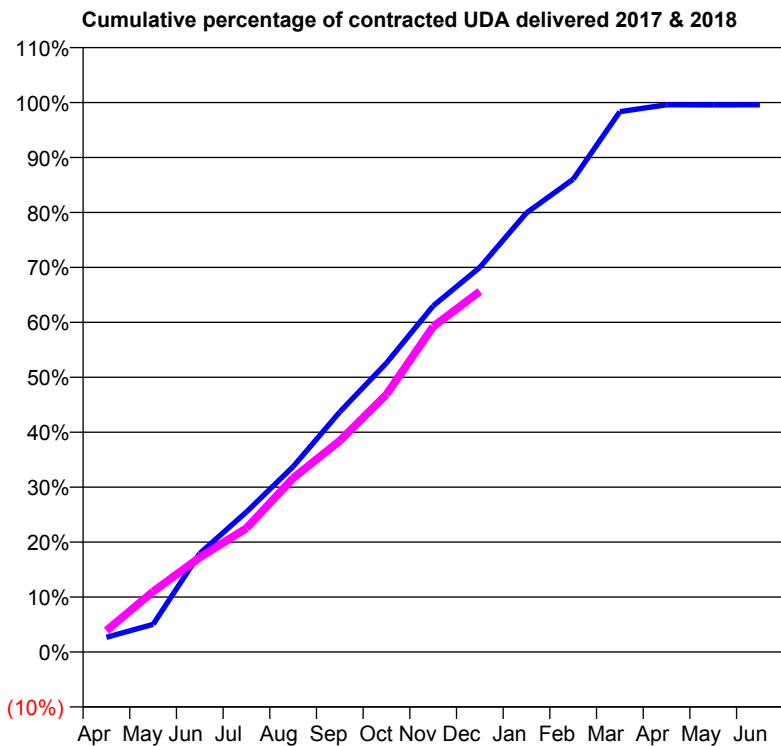
17/18 Contracted general activity (UDA)	19,156
Carry forward general activity (UDA)	81
17/18 Contracted orthodontic activity (UOA)	0
Carry forward orthodontic activity (UOA)	0
Baseline contract value	£656,133.71

ACCESS*

Patients seen in 24 months	Total	Change since previous quarter
Quarter ending December 2016	7,797	
Quarter ending March 2017	7,947	→
Quarter ending June 2017	7,978	→
Quarter ending September 2017	7,964	→
Quarter ending December 2017	8,006	→
Variance since December 2016	2.7%	↑



ACTIVITY



Month	Adjusted Scheduled Activity (UDA)	
	2017	2018
April	516	744
May	965	2,106
June	3,439	3,300
July	4,885	4,317
August	6,464	6,064
September	8,368	7,364
October	10,075	8,979
November	12,064	11,347
December	13,410	12,571
January	15,311	
February	16,481	
March	18,839	
April	19,076	
May	19,073	
June	19,075	

QUALITY

	Quantity	Base Number	Contract	AT	Region	England
% of FP17s for the same patient ID Re-attending within 3 months - Children	240	2,795	8.6%	11.0%	11.8%	12.0%
% of FP17s for the same patient ID Re-attending within 3 months - Adults	782	4,913	15.9%	14.5%	15.3%	15.9%
% of FP17s for the same patient ID Re-attending between 3 & 9 months - Children	1,762	2,795	63.0%	56.7%	59.1%	58.0%
% of FP17s for the same patient ID Re-attending between 3 & 9 months - Adults	2,667	4,913	54.3%	48.2%	51.5%	50.5%
% of FP17s for Band 1 Urgent Courses	596	7,119	8.4%	8.6%	8.0%	9.0%
% of FP17s Relating to Free Repair or Replacements	61	7,119	0.9%	0.7%	0.8%	0.8%
% of FP17s Relating to Continuations	2	7,119	0.0%	0.9%	1.1%	1.1%
% of Patients satisfied with the dentistry they have received	7	9	N/A	91.1%	91.6%	91.5%
% of Patients satisfied with the time they had to wait for an appointment	8	9	N/A	86.8%	88.3%	87.9%

* This is based on patients treated on this contract for their most recent course of treatment. Figures in italics indicate the base number of FP17s or Patient Questionnaire responses are less than 100. N/A is shown where the base number of responses is less than 10 during the period. % is calculated as Quantity/Base number*100

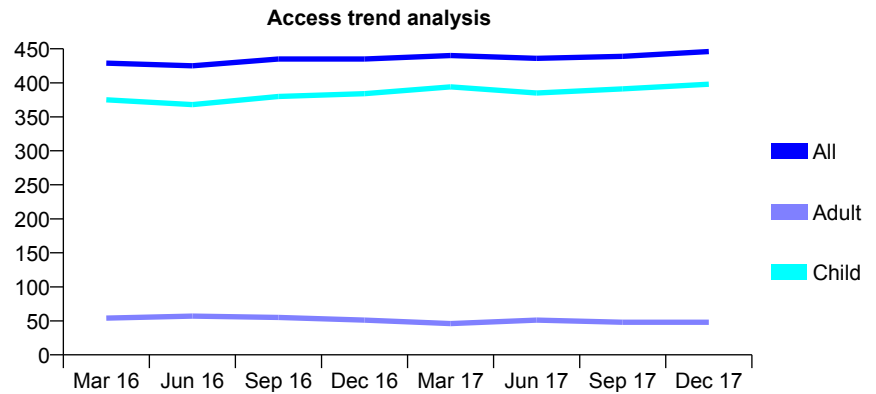
Q58 - Vital Signs At a Glance Contract Report for 150002/0001 - December 2017

Name or company name	Smilecraft Dental Care
Contract type name	GDS Contract
Purpose of contract	General
Contract start date	01/09/2012
Contract end date	

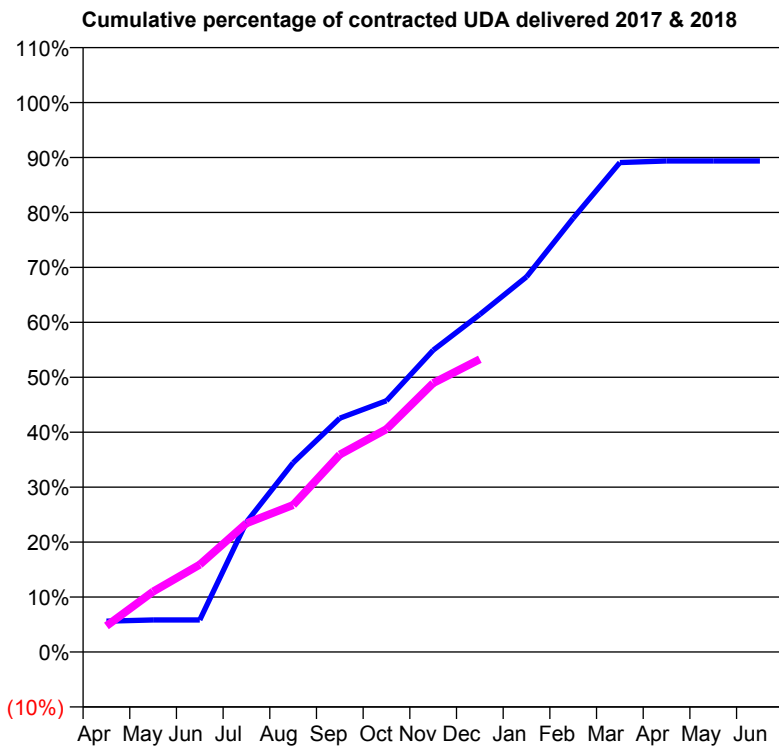
17/18 Contracted general activity (UDA)	1,800
Carry forward general activity (UDA)	0
17/18 Contracted orthodontic activity (UOA)	0
Carry forward orthodontic activity (UOA)	0
Baseline contract value	£46,345.03

ACCESS*

Patients seen in 24 months	Total	Change since previous quarter
Quarter ending December 2016	435	
Quarter ending March 2017	440	→
Quarter ending June 2017	436	→
Quarter ending September 2017	439	→
Quarter ending December 2017	446	→
Variance since December 2016	2.5%	↑



ACTIVITY



Month	Adjusted Scheduled Activity (UDA)	
	2017	2018
April	101	85
May	105	198
June	105	286
July	426	422
August	620	482
September	766	647
October	823	730
November	989	881
December	1,106	959
January	1,229	
February	1,421	
March	1,603	
April	1,608	
May	1,608	
June	1,608	

QUALITY

	Quantity	Base Number	Contract	AT	Region	England
% of FP17s for the same patient ID Re-attending within 3 months - Children	34	628	5.4%	11.0%	11.8%	12.0%
% of FP17s for the same patient ID Re-attending within 3 months - Adults	0	3	0.0%	14.5%	15.3%	15.9%
% of FP17s for the same patient ID Re-attending between 3 & 9 months - Children	470	628	74.8%	56.7%	59.1%	58.0%
% of FP17s for the same patient ID Re-attending between 3 & 9 months - Adults	2	3	66.7%	48.2%	51.5%	50.5%
% of FP17s for Band 1 Urgent Courses	11	628	1.8%	8.6%	8.0%	9.0%
% of FP17s Relating to Free Repair or Replacements	0	628	0.0%	0.7%	0.8%	0.8%
% of FP17s Relating to Continuations	0	628	0.0%	0.9%	1.1%	1.1%
% of Patients satisfied with the dentistry they have received	0	0	N/A	91.1%	91.6%	91.5%
% of Patients satisfied with the time they had to wait for an appointment	0	0	N/A	86.8%	88.3%	87.9%

* This is based on patients treated on this contract for their most recent course of treatment. Figures in italics indicate the base number of FP17s or Patient Questionnaire responses are less than 100. N/A is shown where the base number of responses is less than 10 during the period. % is calculated as Quantity/Base number*100

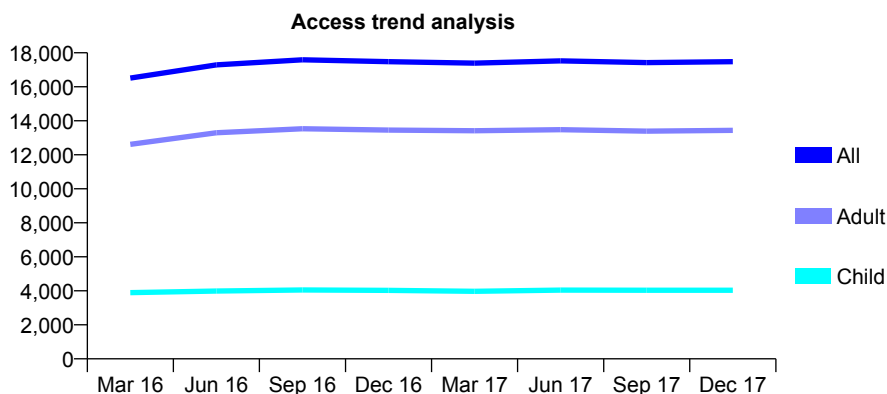
Q58 - Vital Signs At a Glance Contract Report for 150592/0001 - December 2017

Name or company name	Flitwick Dental Group
Contract type name	GDS Contract
Purpose of contract	General
Contract start date	14/08/2014
Contract end date	

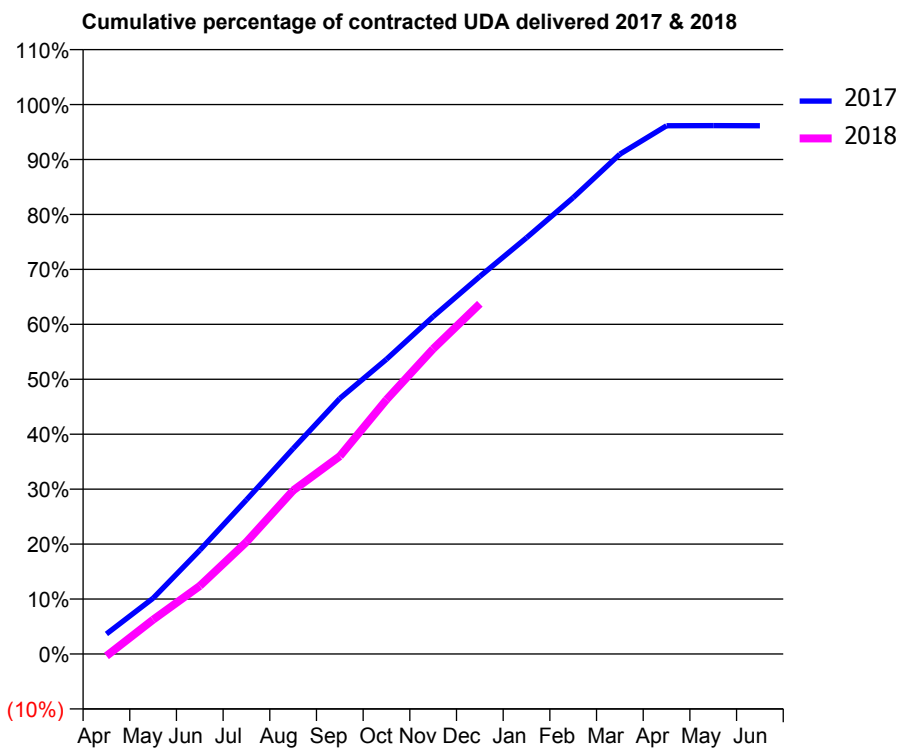
17/18 Contracted general activity (UDA)	40,361
Carry forward general activity (UDA)	1,559
17/18 Contracted orthodontic activity (UOA)	0
Carry forward orthodontic activity (UOA)	0
Baseline contract value	£906,651.42

ACCESS*

Patients seen in 24 months	Total	Change since previous quarter
Quarter ending December 2016	17,476	
Quarter ending March 2017	17,389	→
Quarter ending June 2017	17,522	→
Quarter ending September 2017	17,425	→
Quarter ending December 2017	17,480	→
Variance since December 2016	0.0%	→



ACTIVITY



Month	Adjusted Scheduled Activity (UDA)	
	2017	2018
April	1,475	-148
May	4,098	2,526
June	7,622	4,999
July	11,326	8,234
August	15,091	12,009
September	18,775	14,534
October	21,654	18,680
November	24,783	22,411
December	27,732	25,728
January	30,575	
February	33,522	
March	36,713	
April	38,805	
May	38,815	
June	38,802	

QUALITY

	Quantity	Base Number	Contract	AT	Region	England
% of FP17s for the same patient ID Re-attending within 3 months - Children	257	4,273	6.0%	11.0%	11.8%	12.0%
% of FP17s for the same patient ID Re-attending within 3 months - Adults	1,474	11,138	13.2%	14.5%	15.3%	15.9%
% of FP17s for the same patient ID Re-attending between 3 & 9 months - Children	2,334	4,273	54.6%	56.7%	59.1%	58.0%
% of FP17s for the same patient ID Re-attending between 3 & 9 months - Adults	3,535	11,138	31.7%	48.2%	51.5%	50.5%
% of FP17s for Band 1 Urgent Courses	1,587	14,585	10.9%	8.6%	8.0%	9.0%
% of FP17s Relating to Free Repair or Replacements	154	14,585	1.1%	0.7%	0.8%	0.8%
% of FP17s Relating to Continuations	119	14,585	0.8%	0.9%	1.1%	1.1%
% of Patients satisfied with the dentistry they have received	11	12	91.7%	91.1%	91.6%	91.5%
% of Patients satisfied with the time they had to wait for an appointment	10	12	83.3%	86.8%	88.3%	87.9%

* This is based on patients treated on this contract for their most recent course of treatment. Figures in italics indicate the base number of FP17s or Patient Questionnaire responses are less than 100. N/A is shown where the base number of responses is less than 10 during the period. % is calculated as Quantity/Base number*100

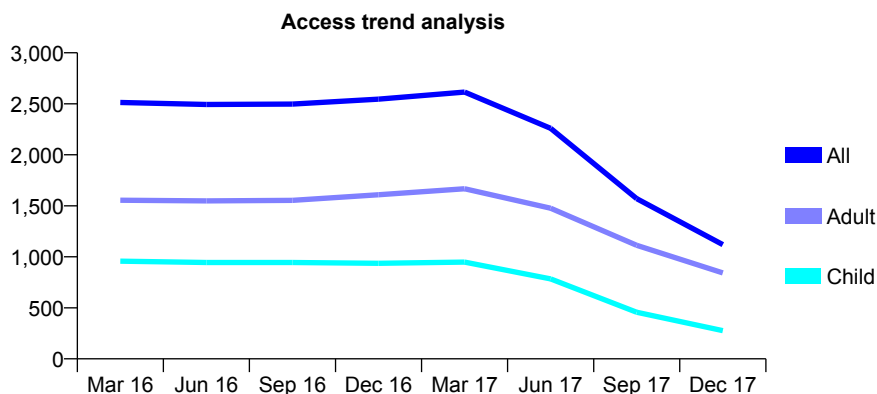
Q58 - Vital Signs At a Glance Contract Report for 151432/0001 - December 2017

Name or company name	Mr S Bhandal
Contract type name	GDS Contract
Purpose of contract	General
Contract start date	11/02/2014
Contract end date	18/05/2017

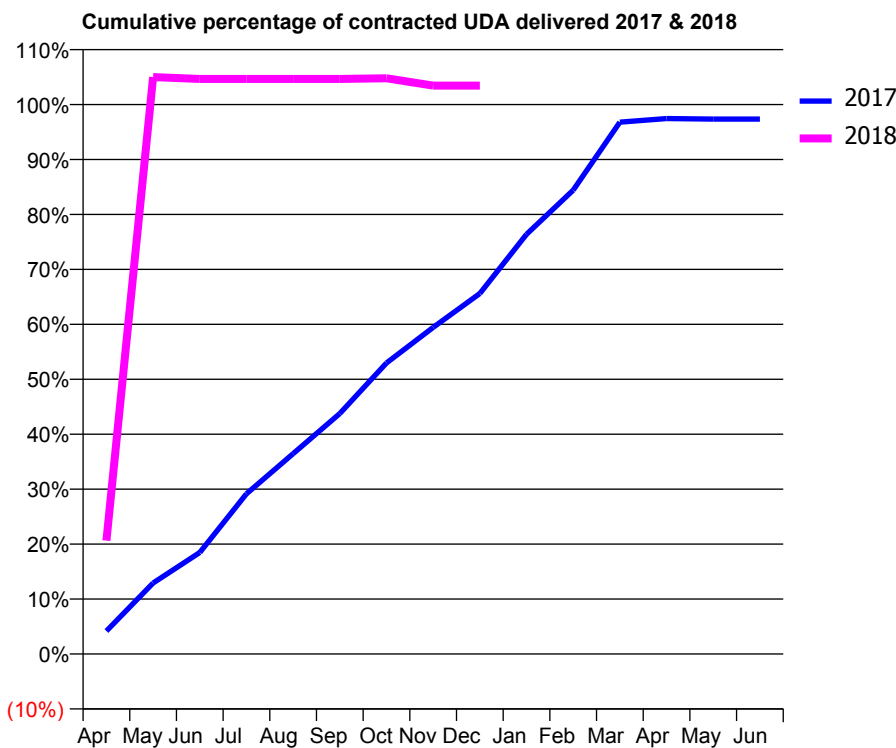
17/18 Contracted general activity (UDA)	907
Carry forward general activity (UDA)	0
17/18 Contracted orthodontic activity (UOA)	0
Carry forward orthodontic activity (UOA)	0
Baseline contract value	£31,209.52

ACCESS*

Patients seen in 24 months	Total	Change since previous quarter
Quarter ending December 2016	2,546	
Quarter ending March 2017	2,615	↑
Quarter ending June 2017	2,260	↓
Quarter ending September 2017	1,570	↓
Quarter ending December 2017	1,120	↓
Variance since December 2016	(56.0%)	↓



ACTIVITY



Month	Adjusted Scheduled Activity (UDA)	
	2017	2018
April	288	187
May	890	952
June	1,273	949
July	2,008	949
August	2,512	949
September	3,014	949
October	3,649	950
November	4,094	938
December	4,519	938
January	5,260	
February	5,814	
March	6,666	
April	6,712	
May	6,705	
June	6,705	

QUALITY

	Quantity	Base Number	Contract	AT	Region	England
% of FP17s for the same patient ID Re-attending within 3 months - Children	7	142	4.9%	11.0%	11.8%	12.0%
% of FP17s for the same patient ID Re-attending within 3 months - Adults	20	262	7.6%	14.5%	15.3%	15.9%
% of FP17s for the same patient ID Re-attending between 3 & 9 months - Children	47	142	33.1%	56.7%	59.1%	58.0%
% of FP17s for the same patient ID Re-attending between 3 & 9 months - Adults	87	262	33.2%	48.2%	51.5%	50.5%
% of FP17s for Band 1 Urgent Courses	21	399	5.3%	8.6%	8.0%	9.0%
% of FP17s Relating to Free Repair or Replacements	2	399	0.5%	0.7%	0.8%	0.8%
% of FP17s Relating to Continuations	0	399	0.0%	0.9%	1.1%	1.1%
% of Patients satisfied with the dentistry they have received	1	1	N/A	91.1%	91.6%	91.5%
% of Patients satisfied with the time they had to wait for an appointment	1	1	N/A	86.8%	88.3%	87.9%

* This is based on patients treated on this contract for their most recent course of treatment. Figures in italics indicate the base number of FP17s or Patient Questionnaire responses are less than 100. N/A is shown where the base number of responses is less than 10 during the period. % is calculated as Quantity/Base number*100

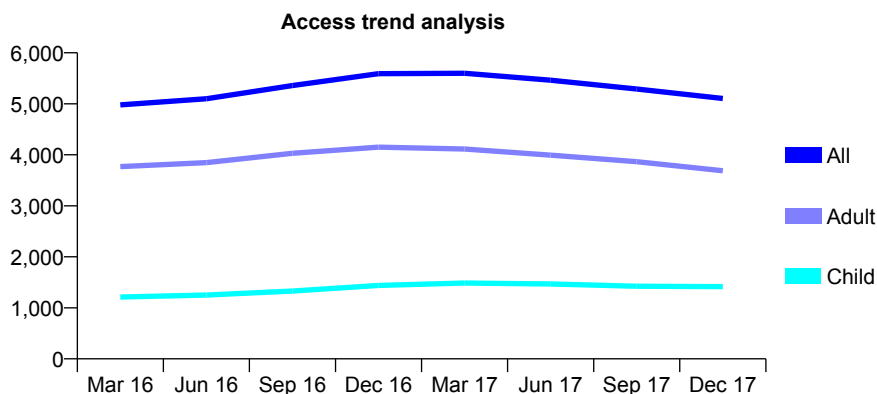
Q58 - Vital Signs At a Glance Contract Report for 151440/0001 - December 2017

Name or company name	Obex Partners Ltd
Contract type name	GDS Contract
Purpose of contract	General
Contract start date	01/11/2007
Contract end date	

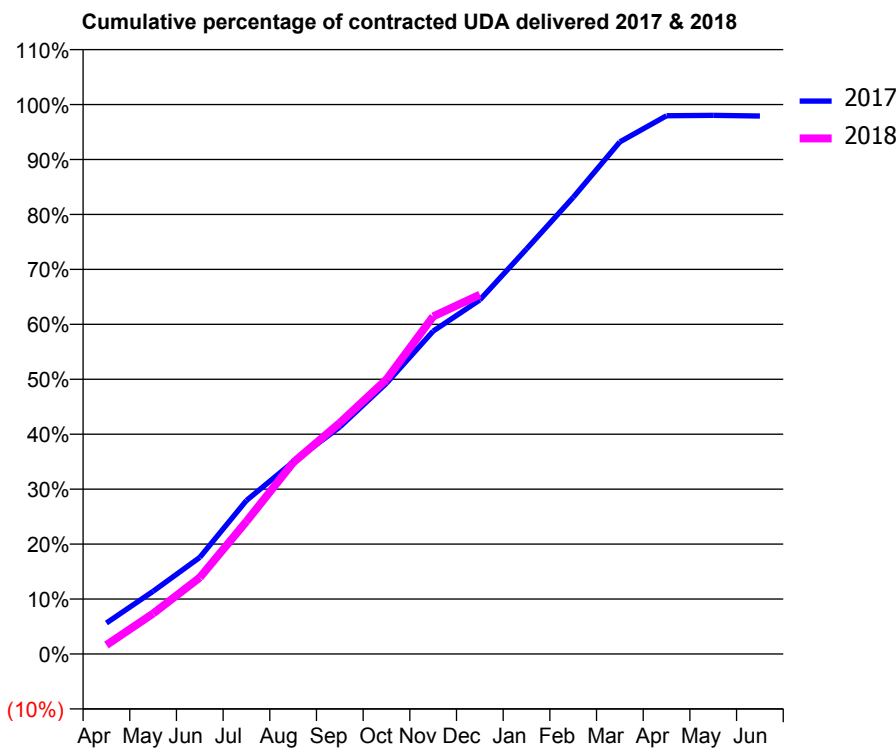
17/18 Contracted general activity (UDA)	12,324
Carry forward general activity (UDA)	258
17/18 Contracted orthodontic activity (UOA)	0
Carry forward orthodontic activity (UOA)	0
Baseline contract value	£359,488.46

ACCESS*

Patients seen in 24 months	Total	Change since previous quarter
Quarter ending December 2016	5,591	
Quarter ending March 2017	5,599	→
Quarter ending June 2017	5,463	↓
Quarter ending September 2017	5,289	↓
Quarter ending December 2017	5,104	↓
Variance since December 2016	(8.7%)	↓



ACTIVITY



Month	Adjusted Scheduled Activity (UDA)	
	2017	2018
April	694	201
May	1,407	908
June	2,168	1,714
July	3,442	2,976
August	4,308	4,292
September	5,091	5,184
October	6,072	6,160
November	7,243	7,570
December	7,943	8,058
January	9,084	
February	10,243	
March	11,486	
April	12,071	
May	12,080	
June	12,066	

QUALITY

	Quantity	Base Number	Contract	AT	Region	England
% of FP17s for the same patient ID Re-attending within 3 months - Children	98	1,625	6.0%	11.0%	11.8%	12.0%
% of FP17s for the same patient ID Re-attending within 3 months - Adults	233	3,244	7.2%	14.5%	15.3%	15.9%
% of FP17s for the same patient ID Re-attending between 3 & 9 months - Children	1,100	1,625	67.7%	56.7%	59.1%	58.0%
% of FP17s for the same patient ID Re-attending between 3 & 9 months - Adults	1,791	3,244	55.2%	48.2%	51.5%	50.5%
% of FP17s for Band 1 Urgent Courses	218	4,606	4.7%	8.6%	8.0%	9.0%
% of FP17s Relating to Free Repair or Replacements	27	4,606	0.6%	0.7%	0.8%	0.8%
% of FP17s Relating to Continuations	21	4,606	0.5%	0.9%	1.1%	1.1%
% of Patients satisfied with the dentistry they have received	3	3	N/A	91.1%	91.6%	91.5%
% of Patients satisfied with the time they had to wait for an appointment	3	3	N/A	86.8%	88.3%	87.9%

* This is based on patients treated on this contract for their most recent course of treatment. Figures in italics indicate the base number of FP17s or Patient Questionnaire responses are less than 100. N/A is shown where the base number of responses is less than 10 during the period. % is calculated as Quantity/Base number*100

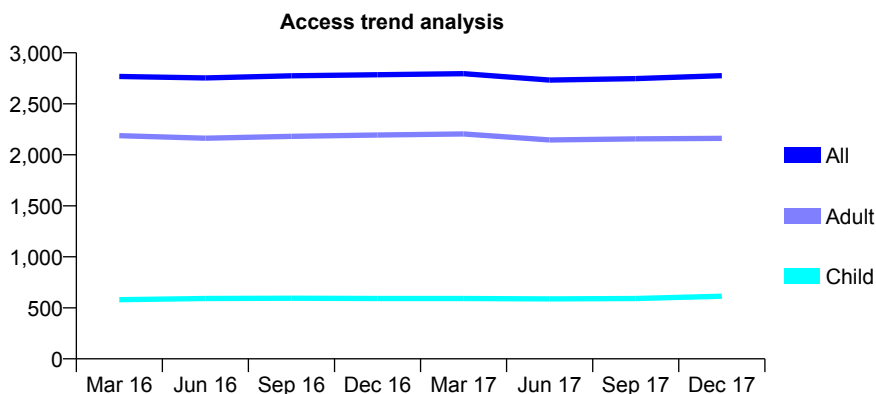
Q58 - Vital Signs At a Glance Contract Report for 152706/0001 - December 2017

Name or company name	R Patel & Associate
Contract type name	GDS Contract
Purpose of contract	General
Contract start date	01/04/2008
Contract end date	

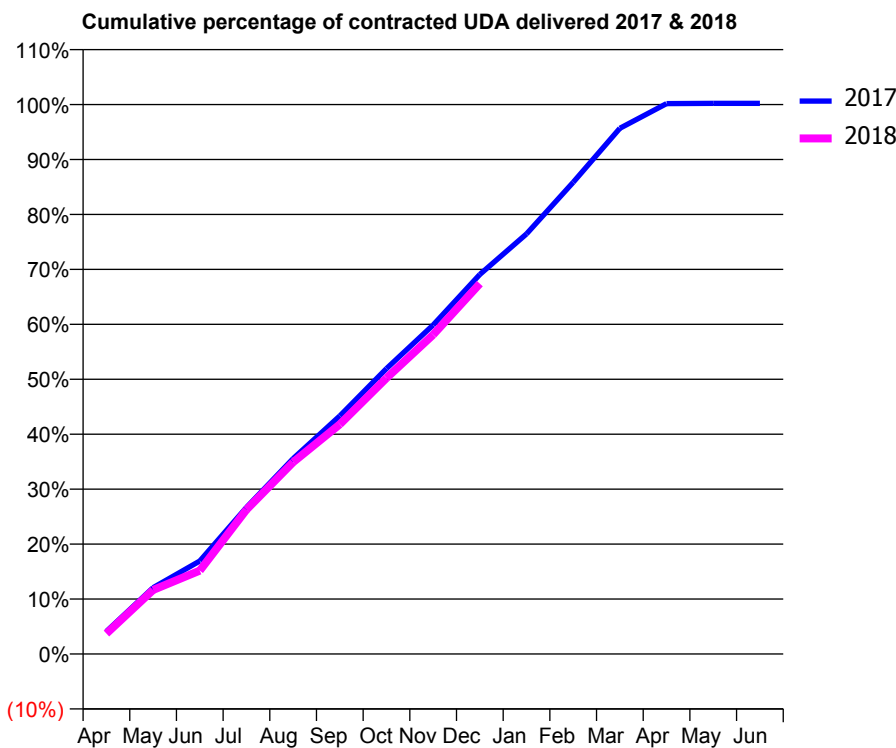
17/18 Contracted general activity (UDA)	6,257
Carry forward general activity (UDA)	-14
17/18 Contracted orthodontic activity (UOA)	0
Carry forward orthodontic activity (UOA)	0
Baseline contract value	£166,243.80

ACCESS*

Patients seen in 24 months	Total	Change since previous quarter
Quarter ending December 2016	2,785	
Quarter ending March 2017	2,795	→
Quarter ending June 2017	2,733	↓
Quarter ending September 2017	2,747	→
Quarter ending December 2017	2,776	→
Variance since December 2016	(0.3%)	→



ACTIVITY



Month	Adjusted Scheduled Activity (UDA)	
	2017	2018
April	257	233
May	755	730
June	1,060	950
July	1,669	1,643
August	2,225	2,184
September	2,711	2,616
October	3,251	3,143
November	3,746	3,636
December	4,322	4,217
January	4,783	
February	5,371	
March	5,986	
April	6,267	
May	6,270	
June	6,270	

QUALITY

	Quantity	Base Number	Contract	AT	Region	England
% of FP17s for the same patient ID Re-attending within 3 months - Children	33	650	5.1%	11.0%	11.8%	12.0%
% of FP17s for the same patient ID Re-attending within 3 months - Adults	197	2,114	9.3%	14.5%	15.3%	15.9%
% of FP17s for the same patient ID Re-attending between 3 & 9 months - Children	417	650	64.2%	56.7%	59.1%	58.0%
% of FP17s for the same patient ID Re-attending between 3 & 9 months - Adults	1,250	2,114	59.1%	48.2%	51.5%	50.5%
% of FP17s for Band 1 Urgent Courses	161	2,614	6.2%	8.6%	8.0%	9.0%
% of FP17s Relating to Free Repair or Replacements	3	2,614	0.1%	0.7%	0.8%	0.8%
% of FP17s Relating to Continuations	6	2,614	0.2%	0.9%	1.1%	1.1%
% of Patients satisfied with the dentistry they have received	1	1	N/A	91.1%	91.6%	91.5%
% of Patients satisfied with the time they had to wait for an appointment	1	1	N/A	86.8%	88.3%	87.9%

* This is based on patients treated on this contract for their most recent course of treatment. Figures in italics indicate the base number of FP17s or Patient Questionnaire responses are less than 100. N/A is shown where the base number of responses is less than 10 during the period. % is calculated as Quantity/Base number*100

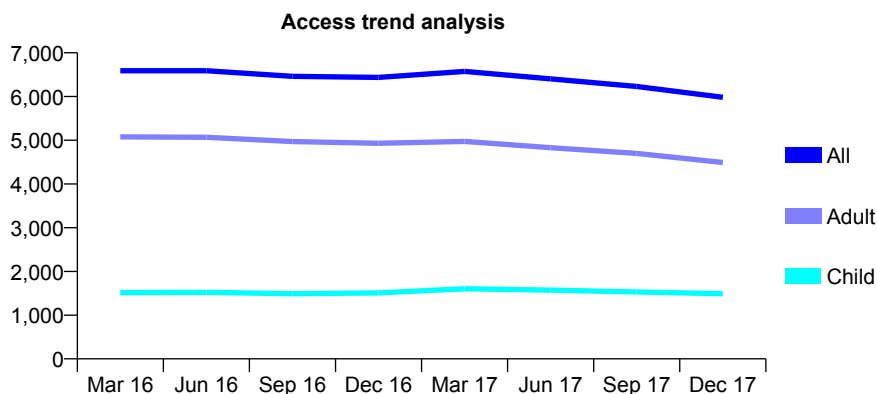
Q58 - Vital Signs At a Glance Contract Report for 153052/0002 - December 2017

Name or company name	Dentalcare (Southern) Limited
Contract type name	PDS Contract
Purpose of contract	General
Contract start date	01/04/2013
Contract end date	31/03/2018

17/18 Contracted general activity (UDA)	15,000
Carry forward general activity (UDA)	569
17/18 Contracted orthodontic activity (UOA)	0
Carry forward orthodontic activity (UOA)	0
Baseline contract value	£361,781.31

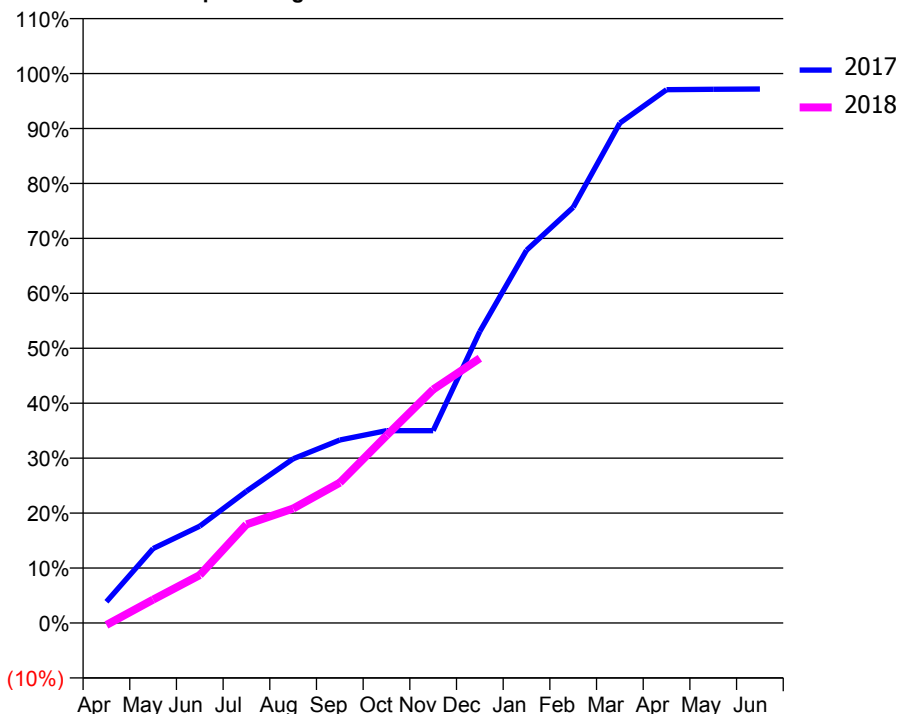
ACCESS*

Patients seen in 24 months	Total	Change since previous quarter
Quarter ending December 2016	6,438	
Quarter ending March 2017	6,576	↑
Quarter ending June 2017	6,404	↓
Quarter ending September 2017	6,229	↓
Quarter ending December 2017	5,983	↓
Variance since December 2016	(7.1%)	↓



ACTIVITY

Cumulative percentage of contracted UDA delivered 2017 & 2018



Month	Adjusted Scheduled Activity (UDA)	
	2017	2018
April	580	-56
May	2,032	637
June	2,644	1,310
July	3,597	2,692
August	4,484	3,125
September	4,996	3,833
October	5,252	5,118
November	5,252	6,374
December	7,958	7,229
January	10,177	
February	11,348	
March	13,647	
April	14,559	
May	14,568	
June	14,577	

QUALITY

	Quantity	Base Number	Contract	AT	Region	England
% of FP17s for the same patient ID Re-attending within 3 months - Children	76	1,365	5.6%	11.0%	11.8%	12.0%
% of FP17s for the same patient ID Re-attending within 3 months - Adults	357	3,680	9.7%	14.5%	15.3%	15.9%
% of FP17s for the same patient ID Re-attending between 3 & 9 months - Children	760	1,365	55.7%	56.7%	59.1%	58.0%
% of FP17s for the same patient ID Re-attending between 3 & 9 months - Adults	2,016	3,680	54.8%	48.2%	51.5%	50.5%
% of FP17s for Band 1 Urgent Courses	425	4,616	9.2%	8.6%	8.0%	9.0%
% of FP17s Relating to Free Repair or Replacements	39	4,616	0.8%	0.7%	0.8%	0.8%
% of FP17s Relating to Continuations	14	4,616	0.3%	0.9%	1.1%	1.1%
% of Patients satisfied with the dentistry they have received	3	3	N/A	91.1%	91.6%	91.5%
% of Patients satisfied with the time they had to wait for an appointment	2	3	N/A	86.8%	88.3%	87.9%

* This is based on patients treated on this contract for their most recent course of treatment. Figures in italics indicate the base number of FP17s or Patient Questionnaire responses are less than 100. N/A is shown where the base number of responses is less than 10 during the period. % is calculated as Quantity/Base number*100

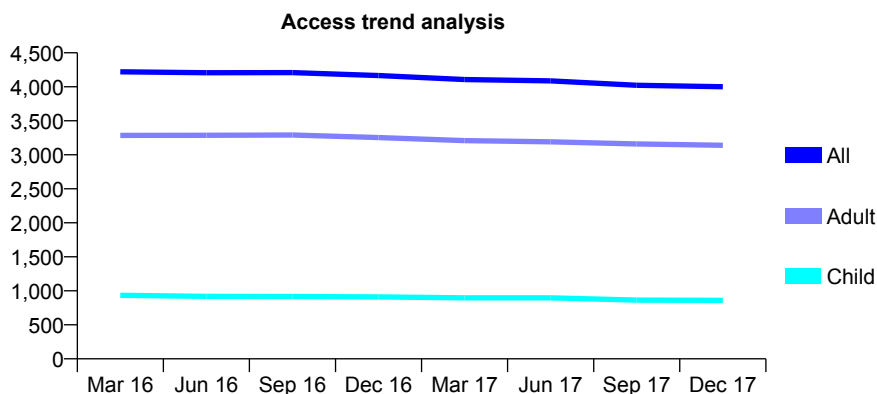
Q58 - Vital Signs At a Glance Contract Report for 154571/0001 - December 2017

Name or company name	Cheshunt Dental Care
Contract type name	GDS Contract
Purpose of contract	General
Contract start date	01/04/2007
Contract end date	

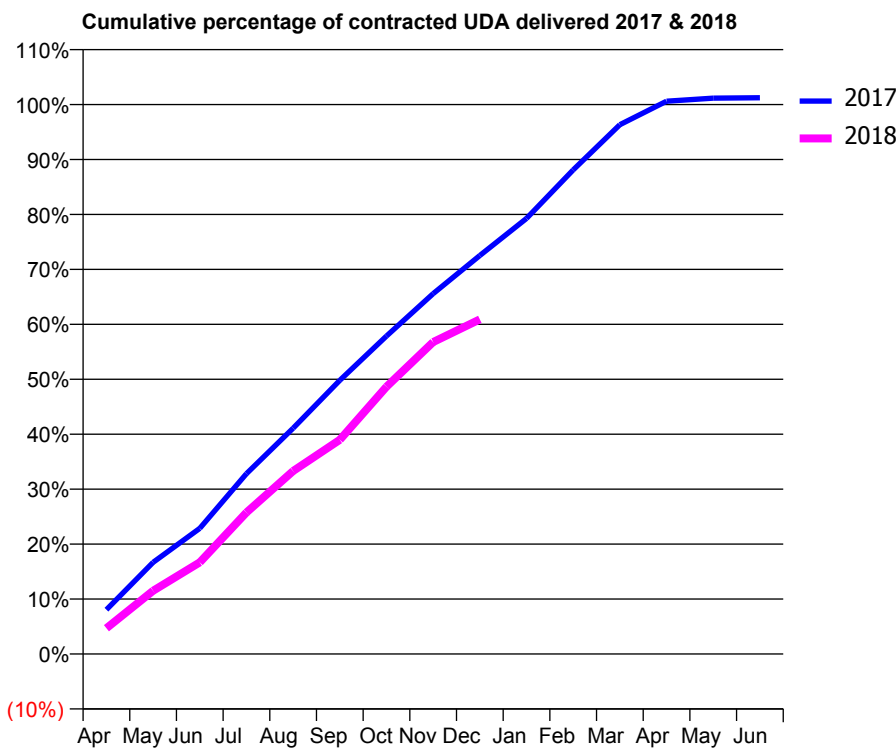
17/18 Contracted general activity (UDA)	15,790
Carry forward general activity (UDA)	-195
17/18 Contracted orthodontic activity (UOA)	0
Carry forward orthodontic activity (UOA)	0
Baseline contract value	£494,800.80

ACCESS*

Patients seen in 24 months	Total	Change since previous quarter
Quarter ending December 2016	4,165	
Quarter ending March 2017	4,107	↓
Quarter ending June 2017	4,088	→
Quarter ending September 2017	4,023	↓
Quarter ending December 2017	4,000	→
Variance since December 2016	(4.0%)	↓



ACTIVITY



Month	Adjusted Scheduled Activity (UDA)	
	2017	2018
April	1,275	740
May	2,633	1,817
June	3,610	2,635
July	5,183	4,068
August	6,491	5,259
September	7,863	6,157
October	9,136	7,681
November	10,353	8,965
December	11,453	9,616
January	12,517	
February	13,910	
March	15,212	
April	15,885	
May	15,972	
June	15,984	

QUALITY

	Quantity	Base Number	Contract	AT	Region	England
% of FP17s for the same patient ID Re-attending within 3 months - Children	77	897	8.6%	11.0%	11.8%	12.0%
% of FP17s for the same patient ID Re-attending within 3 months - Adults	418	2,809	14.9%	14.5%	15.3%	15.9%
% of FP17s for the same patient ID Re-attending between 3 & 9 months - Children	434	897	48.4%	56.7%	59.1%	58.0%
% of FP17s for the same patient ID Re-attending between 3 & 9 months - Adults	1,222	2,809	43.5%	48.2%	51.5%	50.5%
% of FP17s for Band 1 Urgent Courses	428	3,466	12.3%	8.6%	8.0%	9.0%
% of FP17s Relating to Free Repair or Replacements	47	3,466	1.4%	0.7%	0.8%	0.8%
% of FP17s Relating to Continuations	9	3,466	0.3%	0.9%	1.1%	1.1%
% of Patients satisfied with the dentistry they have received	2	2	N/A	91.1%	91.6%	91.5%
% of Patients satisfied with the time they had to wait for an appointment	2	2	N/A	86.8%	88.3%	87.9%

* This is based on patients treated on this contract for their most recent course of treatment. Figures in italics indicate the base number of FP17s or Patient Questionnaire responses are less than 100. N/A is shown where the base number of responses is less than 10 during the period. % is calculated as Quantity/Base number*100

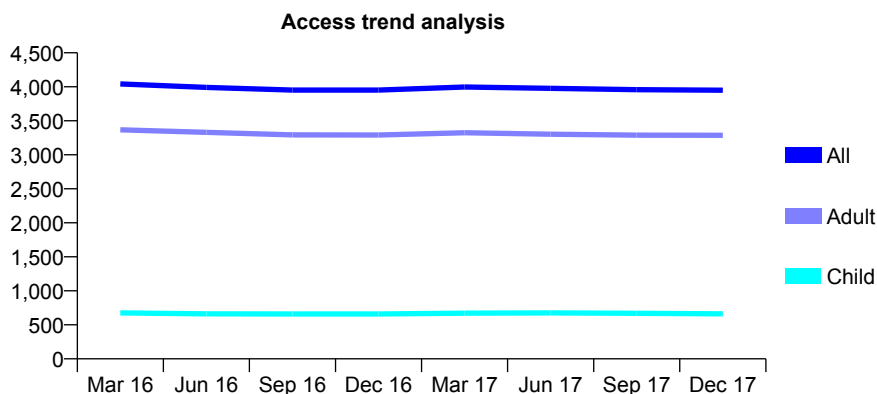
Q58 - Vital Signs At a Glance Contract Report for 154598/0001 - December 2017

Name or company name	Broxbourne Dental Smile Clinic
Contract type name	GDS Contract
Purpose of contract	General
Contract start date	01/12/2010
Contract end date	

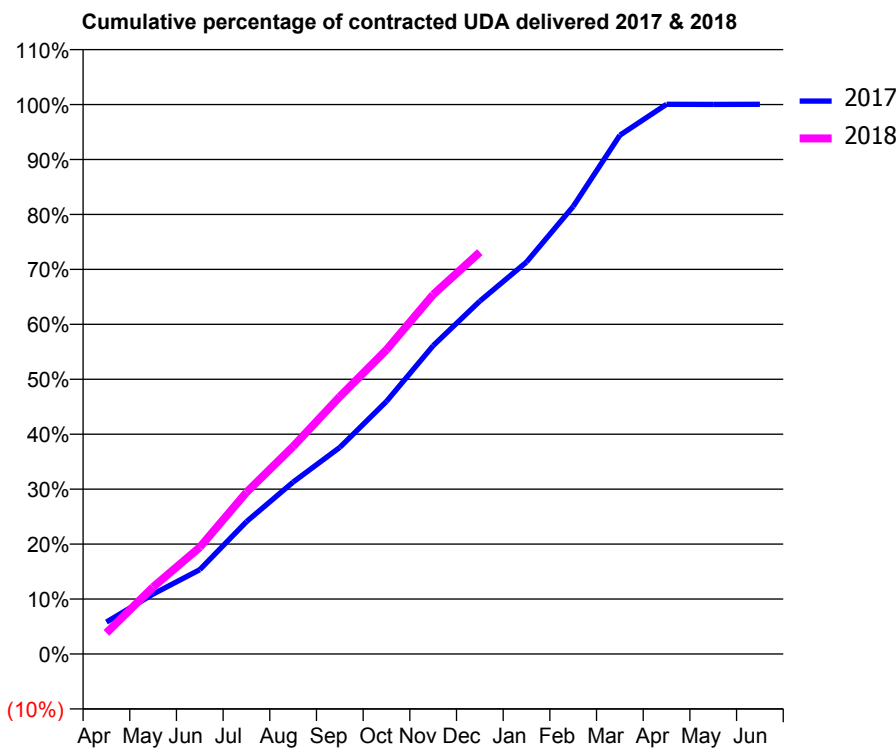
17/18 Contracted general activity (UDA)	10,484
Carry forward general activity (UDA)	-4
17/18 Contracted orthodontic activity (UOA)	0
Carry forward orthodontic activity (UOA)	0
Baseline contract value	£294,897.54

ACCESS*

Patients seen in 24 months	Total	Change since previous quarter
Quarter ending December 2016	3,952	
Quarter ending March 2017	3,997	→
Quarter ending June 2017	3,977	→
Quarter ending September 2017	3,958	→
Quarter ending December 2017	3,950	→
Variance since December 2016	(0.1%)	→



ACTIVITY



Month	Adjusted Scheduled Activity (UDA)	
	2017	2018
April	610	402
May	1,143	1,279
June	1,608	2,036
July	2,526	3,086
August	3,281	3,961
September	3,943	4,912
October	4,821	5,805
November	5,883	6,857
December	6,734	7,667
January	7,479	
February	8,538	
March	9,898	
April	10,488	
May	10,486	
June	10,488	

QUALITY

	Quantity	Base Number	Contract	AT	Region	England
% of FP17s for the same patient ID Re-attending within 3 months - Children	53	784	6.8%	11.0%	11.8%	12.0%
% of FP17s for the same patient ID Re-attending within 3 months - Adults	514	3,611	14.2%	14.5%	15.3%	15.9%
% of FP17s for the same patient ID Re-attending between 3 & 9 months - Children	461	784	58.8%	56.7%	59.1%	58.0%
% of FP17s for the same patient ID Re-attending between 3 & 9 months - Adults	2,149	3,611	59.5%	48.2%	51.5%	50.5%
% of FP17s for Band 1 Urgent Courses	337	4,150	8.1%	8.6%	8.0%	9.0%
% of FP17s Relating to Free Repair or Replacements	50	4,150	1.2%	0.7%	0.8%	0.8%
% of FP17s Relating to Continuations	52	4,150	1.3%	0.9%	1.1%	1.1%
% of Patients satisfied with the dentistry they have received	13	14	92.9%	91.1%	91.6%	91.5%
% of Patients satisfied with the time they had to wait for an appointment	12	14	85.7%	86.8%	88.3%	87.9%

* This is based on patients treated on this contract for their most recent course of treatment. Figures in italics indicate the base number of FP17s or Patient Questionnaire responses are less than 100. N/A is shown where the base number of responses is less than 10 during the period. % is calculated as Quantity/Base number*100

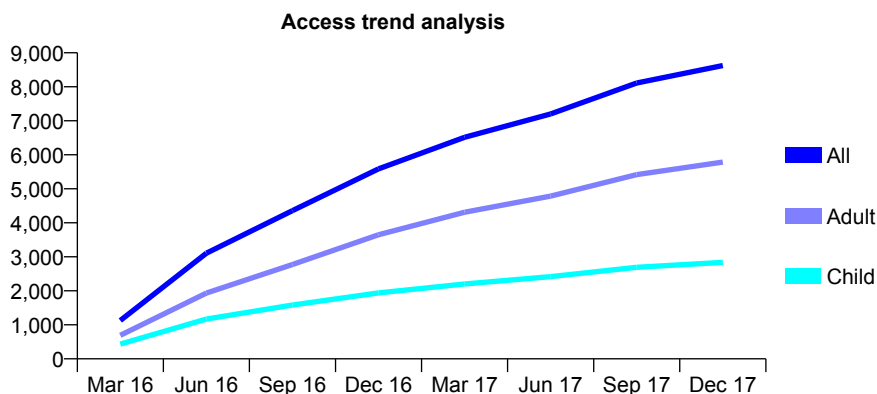
Q58 - Vital Signs At a Glance Contract Report for 154709/0001 - December 2017

Name or company name	Citident Dental Centre
Contract type name	GDS Contract
Purpose of contract	General
Contract start date	01/12/2015
Contract end date	

17/18 Contracted general activity (UDA)	24,141
Carry forward general activity (UDA)	228
17/18 Contracted orthodontic activity (UOA)	0
Carry forward orthodontic activity (UOA)	0
Baseline contract value	£644,188.15

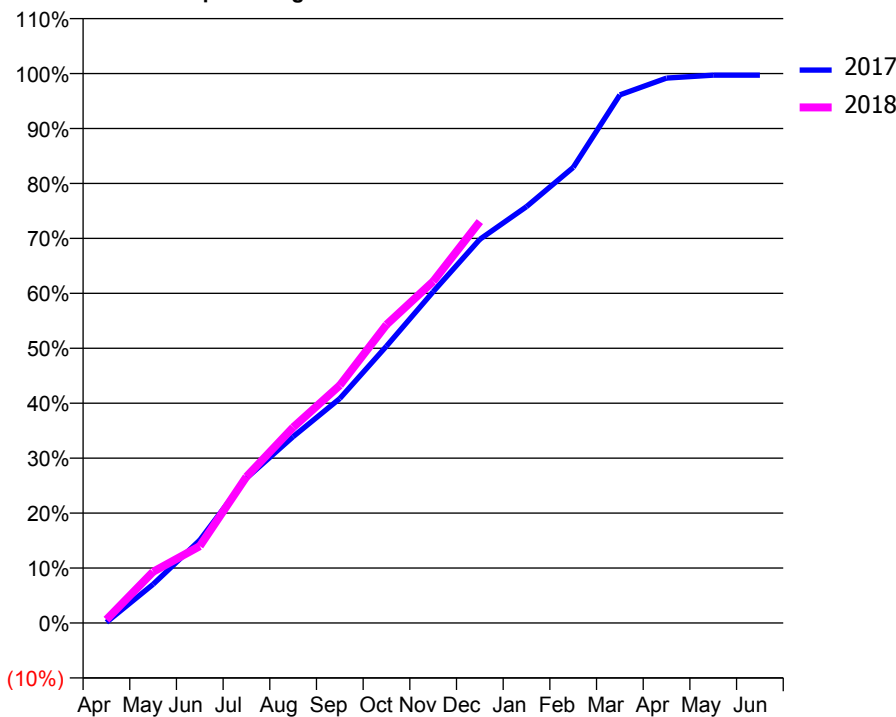
ACCESS*

Patients seen in 24 months	Total	Change since previous quarter
Quarter ending December 2016	5,588	
Quarter ending March 2017	6,516	↑
Quarter ending June 2017	7,201	↑
Quarter ending September 2017	8,110	↑
Quarter ending December 2017	8,625	↑
Variance since December 2016	54.3%	↑



ACTIVITY

Cumulative percentage of contracted UDA delivered 2017 & 2018



Month	Adjusted Scheduled Activity (UDA)	
	2017	2018
April	34	152
May	1,700	2,254
June	3,639	3,378
July	6,367	6,428
August	8,190	8,596
September	9,860	10,443
October	12,165	13,106
November	14,557	15,004
December	16,857	17,636
January	18,292	
February	20,012	
March	23,202	
April	23,942	
May	24,067	
June	24,069	

QUALITY

	Quantity	Base Number	Contract	AT	Region	England
% of FP17s for the same patient ID Re-attending within 3 months - Children	125	2,527	4.9%	11.0%	11.8%	12.0%
% of FP17s for the same patient ID Re-attending within 3 months - Adults	756	4,992	15.1%	14.5%	15.3%	15.9%
% of FP17s for the same patient ID Re-attending between 3 & 9 months - Children	945	2,527	37.4%	56.7%	59.1%	58.0%
% of FP17s for the same patient ID Re-attending between 3 & 9 months - Adults	1,829	4,992	36.6%	48.2%	51.5%	50.5%
% of FP17s for Band 1 Urgent Courses	612	7,220	8.5%	8.6%	8.0%	9.0%
% of FP17s Relating to Free Repair or Replacements	43	7,220	0.6%	0.7%	0.8%	0.8%
% of FP17s Relating to Continuations	22	7,220	0.3%	0.9%	1.1%	1.1%
% of Patients satisfied with the dentistry they have received	3	3	N/A	91.1%	91.6%	91.5%
% of Patients satisfied with the time they had to wait for an appointment	3	3	N/A	86.8%	88.3%	87.9%

* This is based on patients treated on this contract for their most recent course of treatment. Figures in italics indicate the base number of FP17s or Patient Questionnaire responses are less than 100. N/A is shown where the base number of responses is less than 10 during the period. % is calculated as Quantity/Base number*100

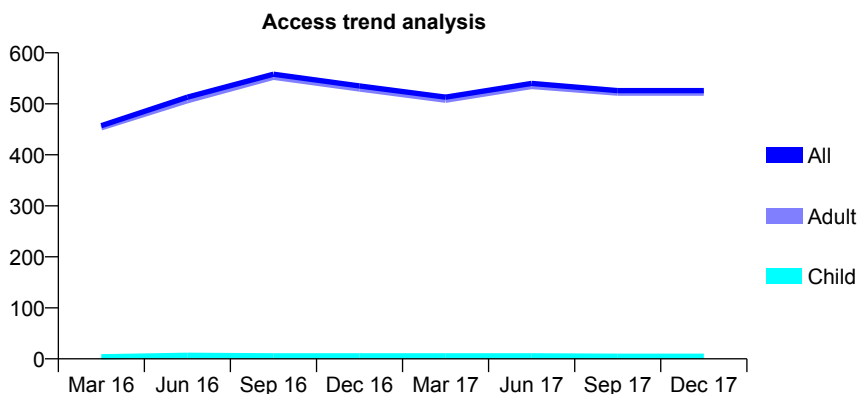
Q58 - Vital Signs At a Glance Contract Report for 154911/0003 - December 2017

Name or company name	Herts Community NHS Trust
Contract type name	PDS Contract
Purpose of contract	General
Contract start date	01/09/2014
Contract end date	31/03/2018

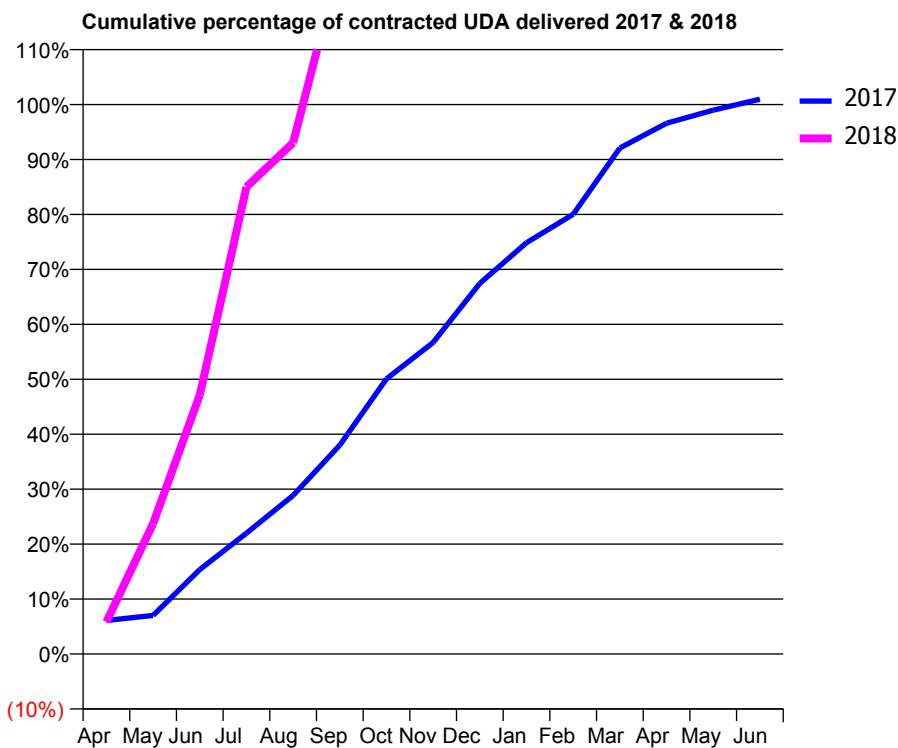
17/18 Contracted general activity (UDA)	325
Carry forward general activity (UDA)	0
17/18 Contracted orthodontic activity (UOA)	0
Carry forward orthodontic activity (UOA)	0
Baseline contract value	£56,620.71

ACCESS*

Patients seen in 24 months	Total	Change since previous quarter
Quarter ending December 2016	535	
Quarter ending March 2017	513	↓
Quarter ending June 2017	540	↑
Quarter ending September 2017	526	↓
Quarter ending December 2017	526	→
Variance since December 2016	(1.7%)	↓



ACTIVITY



Month	Adjusted Scheduled Activity (UDA)	
	2017	2018
April	46	19
May	53	77
June	116	153
July	166	276
August	218	302
September	287	409
October	378	472
November	428	574
December	509	627
January	565	
February	604	
March	695	
April	729	
May	747	
June	762	

QUALITY

	Quantity	Base Number	Contract	AT	Region	England
% of FP17s for the same patient ID Re-attending within 3 months - Children	0	7	0.0%	11.0%	11.8%	12.0%
% of FP17s for the same patient ID Re-attending within 3 months - Adults	15	270	5.6%	14.5%	15.3%	15.9%
% of FP17s for the same patient ID Re-attending between 3 & 9 months - Children	3	7	42.9%	56.7%	59.1%	58.0%
% of FP17s for the same patient ID Re-attending between 3 & 9 months - Adults	45	270	16.7%	48.2%	51.5%	50.5%
% of FP17s for Band 1 Urgent Courses	3	256	1.2%	8.6%	8.0%	9.0%
% of FP17s Relating to Free Repair or Replacements	0	256	0.0%	0.7%	0.8%	0.8%
% of FP17s Relating to Continuations	1	256	0.4%	0.9%	1.1%	1.1%
% of Patients satisfied with the dentistry they have received	2	2	N/A	91.1%	91.6%	91.5%
% of Patients satisfied with the time they had to wait for an appointment	1	2	N/A	86.8%	88.3%	87.9%

* This is based on patients treated on this contract for their most recent course of treatment. Figures in italics indicate the base number of FP17s or Patient Questionnaire responses are less than 100. N/A is shown where the base number of responses is less than 10 during the period. % is calculated as Quantity/Base number*100

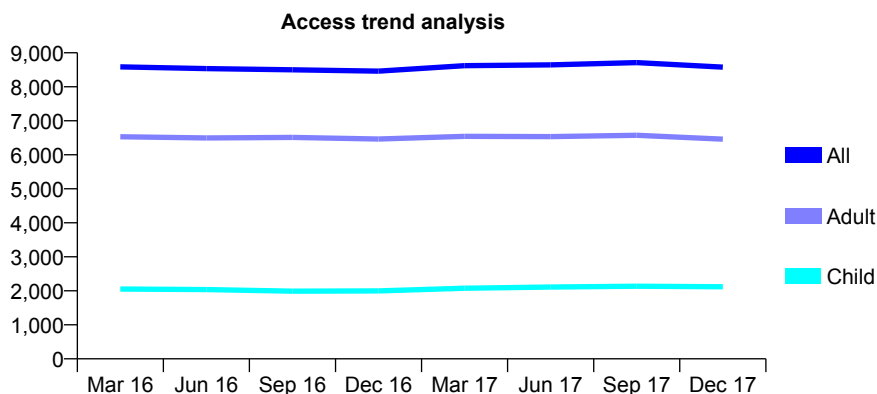
Q58 - Vital Signs At a Glance Contract Report for 155438/0003 - December 2017

Name or company name	Syteldent Ltd
Contract type name	GDS Contract
Purpose of contract	General and Orthodontic
Contract start date	01/08/2008
Contract end date	

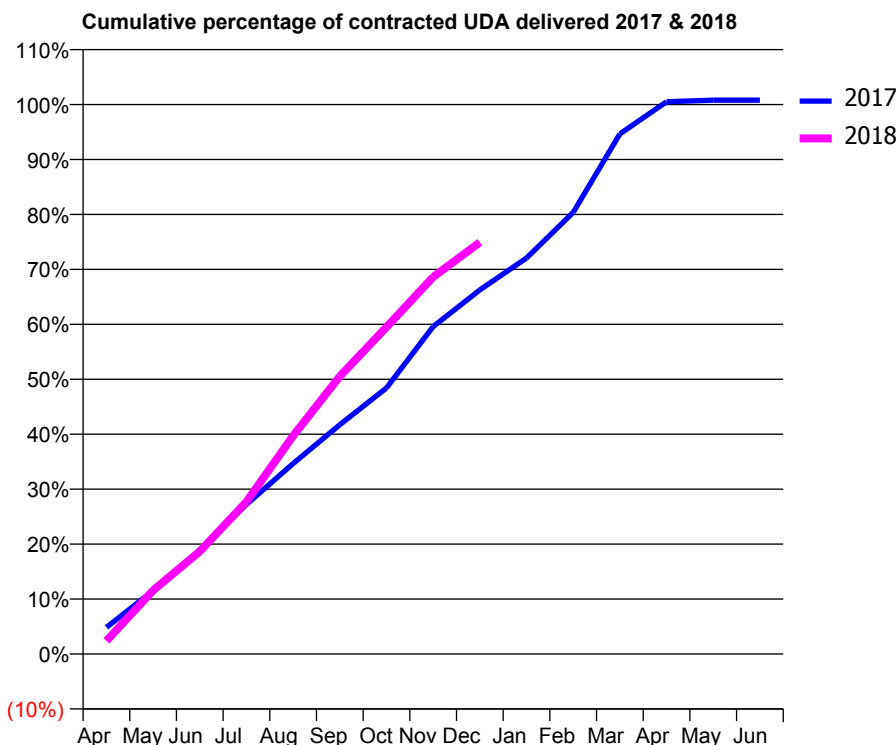
17/18 Contracted general activity (UDA)	23,050
Carry forward general activity (UDA)	-185
17/18 Contracted orthodontic activity (UOA)	648
Carry forward orthodontic activity (UOA)	6
Baseline contract value	£623,322.50

ACCESS*

Patients seen in 24 months	Total	Change since previous quarter
Quarter ending December 2016	8,462	
Quarter ending March 2017	8,621	→
Quarter ending June 2017	8,645	→
Quarter ending September 2017	8,711	→
Quarter ending December 2017	8,579	↓
Variance since December 2016	1.4%	→



ACTIVITY



Month	Adjusted Scheduled Activity (UDA)	
	2017	2018
April	1,114	550
May	2,658	2,670
June	4,368	4,307
July	6,274	6,384
August	7,990	9,156
September	9,618	11,650
October	11,165	13,712
November	13,735	15,814
December	15,270	17,268
January	16,607	
February	18,524	
March	21,819	
April	23,166	
May	23,235	
June	23,235	

QUALITY

	Quantity	Base Number	Contract	AT	Region	England
% of FP17s for the same patient ID Re-attending within 3 months - Children	192	2,109	9.1%	11.0%	11.8%	12.0%
% of FP17s for the same patient ID Re-attending within 3 months - Adults	986	5,776	17.1%	14.5%	15.3%	15.9%
% of FP17s for the same patient ID Re-attending between 3 & 9 months - Children	902	2,109	42.8%	56.7%	59.1%	58.0%
% of FP17s for the same patient ID Re-attending between 3 & 9 months - Adults	2,027	5,776	35.1%	48.2%	51.5%	50.5%
% of FP17s for Band 1 Urgent Courses	890	7,257	12.3%	8.6%	8.0%	9.0%
% of FP17s Relating to Free Repair or Replacements	37	7,257	0.5%	0.7%	0.8%	0.8%
% of FP17s Relating to Continuations	183	7,257	2.5%	0.9%	1.1%	1.1%
% of Patients satisfied with the dentistry they have received	7	7	N/A	91.1%	91.6%	91.5%
% of Patients satisfied with the time they had to wait for an appointment	6	7	N/A	86.8%	88.3%	87.9%

* This is based on patients treated on this contract for their most recent course of treatment. Figures in italics indicate the base number of FP17s or Patient Questionnaire responses are less than 100. N/A is shown where the base number of responses is less than 10 during the period. % is calculated as Quantity/Base number*100

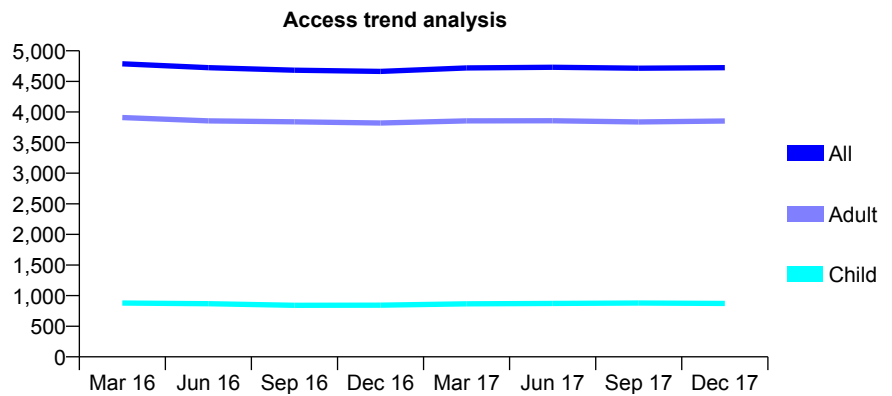
Q58 - Vital Signs At a Glance Contract Report for 156302/0001 - December 2017

Name or company name	A P Smith & A J Luck
Contract type name	GDS Contract
Purpose of contract	General
Contract start date	01/08/2010
Contract end date	

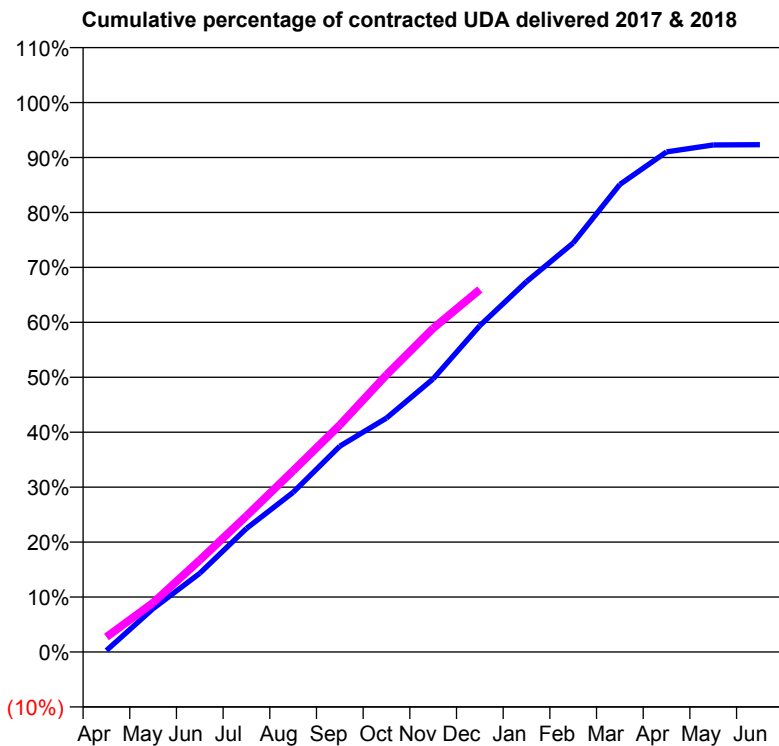
17/18 Contracted general activity (UDA)	12,300
Carry forward general activity (UDA)	0
17/18 Contracted orthodontic activity (UOA)	0
Carry forward orthodontic activity (UOA)	0
Baseline contract value	£325,286.02

ACCESS*

Patients seen in 24 months	Total	Change since previous quarter
Quarter ending December 2016	4,664	
Quarter ending March 2017	4,721	→
Quarter ending June 2017	4,730	→
Quarter ending September 2017	4,715	→
Quarter ending December 2017	4,724	→
Variance since December 2016	1.3%	→



ACTIVITY



Month	Adjusted Scheduled Activity (UDA)	
	2017	2018
April	33	337
May	970	1,103
June	1,763	2,058
July	2,766	3,047
August	3,574	4,057
September	4,608	5,083
October	5,236	6,204
November	6,115	7,244
December	7,304	8,115
January	8,291	
February	9,156	
March	10,465	
April	11,194	
May	11,351	
June	11,355	

QUALITY

	Quantity	Base Number	Contract	AT	Region	England
% of FP17s for the same patient ID Re-attending within 3 months - Children	81	980	8.3%	11.0%	11.8%	12.0%
% of FP17s for the same patient ID Re-attending within 3 months - Adults	800	4,689	17.1%	14.5%	15.3%	15.9%
% of FP17s for the same patient ID Re-attending between 3 & 9 months - Children	610	980	62.2%	56.7%	59.1%	58.0%
% of FP17s for the same patient ID Re-attending between 3 & 9 months - Adults	2,774	4,689	59.2%	48.2%	51.5%	50.5%
% of FP17s for Band 1 Urgent Courses	375	4,544	8.3%	8.6%	8.0%	9.0%
% of FP17s Relating to Free Repair or Replacements	53	4,544	1.2%	0.7%	0.8%	0.8%
% of FP17s Relating to Continuations	38	4,544	0.8%	0.9%	1.1%	1.1%
% of Patients satisfied with the dentistry they have received	8	8	N/A	91.1%	91.6%	91.5%
% of Patients satisfied with the time they had to wait for an appointment	8	8	N/A	86.8%	88.3%	87.9%

* This is based on patients treated on this contract for their most recent course of treatment. Figures in italics indicate the base number of FP17s or Patient Questionnaire responses are less than 100. N/A is shown where the base number of responses is less than 10 during the period. % is calculated as Quantity/Base number*100

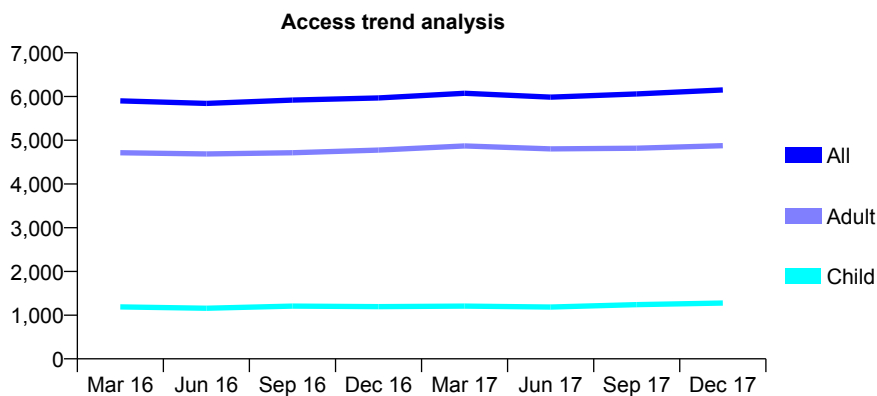
Q58 - Vital Signs At a Glance Contract Report for 158305/0001 - December 2017

Name or company name	Chrysalis Dental Practice Ltd
Contract type name	GDS Contract
Purpose of contract	General
Contract start date	01/08/2011
Contract end date	

17/18 Contracted general activity (UDA)	13,276
Carry forward general activity (UDA)	7
17/18 Contracted orthodontic activity (UOA)	0
Carry forward orthodontic activity (UOA)	0
Baseline contract value	£343,177.00

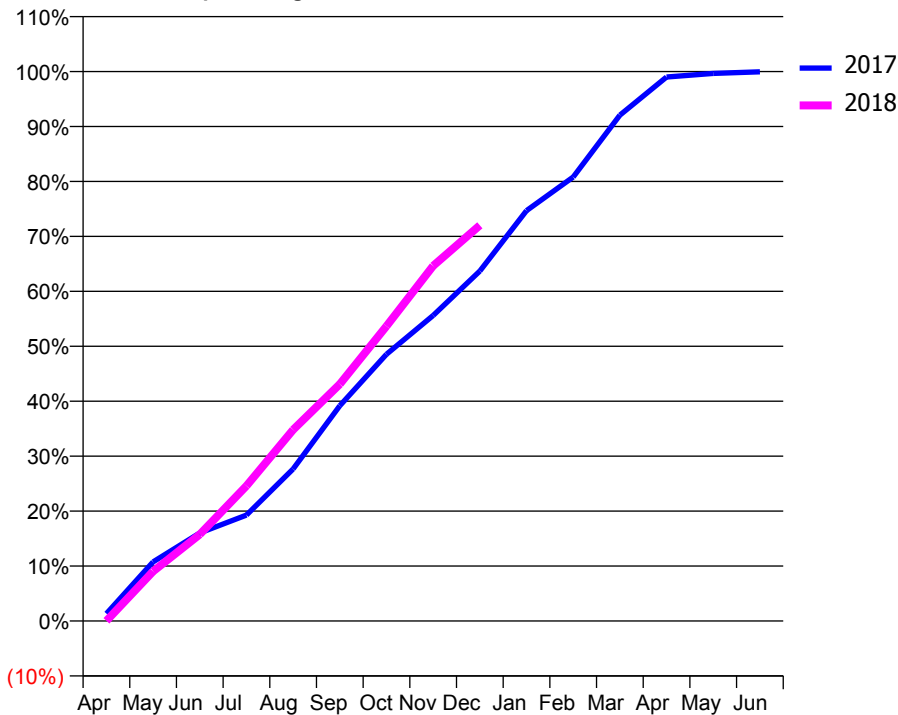
ACCESS*

Patients seen in 24 months	Total	Change since previous quarter
Quarter ending December 2016	5,969	
Quarter ending March 2017	6,075	→
Quarter ending June 2017	5,986	↓
Quarter ending September 2017	6,058	→
Quarter ending December 2017	6,151	→
Variance since December 2016	3.0%	↑



ACTIVITY

Cumulative percentage of contracted UDA delivered 2017 & 2018



Month	Adjusted Scheduled Activity (UDA)	
	2017	2018
April	179	5
May	1,430	1,202
June	2,129	2,091
July	2,559	3,266
August	3,675	4,622
September	5,201	5,723
October	6,445	7,125
November	7,383	8,580
December	8,457	9,560
January	9,916	
February	10,727	
March	12,221	
April	13,142	
May	13,229	
June	13,269	

QUALITY

	Quantity	Base Number	Contract	AT	Region	England
% of FP17s for the same patient ID Re-attending within 3 months - Children	87	1,219	7.1%	11.0%	11.8%	12.0%
% of FP17s for the same patient ID Re-attending within 3 months - Adults	783	4,822	16.2%	14.5%	15.3%	15.9%
% of FP17s for the same patient ID Re-attending between 3 & 9 months - Children	596	1,219	48.9%	56.7%	59.1%	58.0%
% of FP17s for the same patient ID Re-attending between 3 & 9 months - Adults	2,436	4,822	50.5%	48.2%	51.5%	50.5%
% of FP17s for Band 1 Urgent Courses	463	5,287	8.8%	8.6%	8.0%	9.0%
% of FP17s Relating to Free Repair or Replacements	31	5,287	0.6%	0.7%	0.8%	0.8%
% of FP17s Relating to Continuations	8	5,287	0.2%	0.9%	1.1%	1.1%
% of Patients satisfied with the dentistry they have received	8	9	N/A	91.1%	91.6%	91.5%
% of Patients satisfied with the time they had to wait for an appointment	8	9	N/A	86.8%	88.3%	87.9%

* This is based on patients treated on this contract for their most recent course of treatment. Figures in italics indicate the base number of FP17s or Patient Questionnaire responses are less than 100. N/A is shown where the base number of responses is less than 10 during the period. % is calculated as Quantity/Base number*100

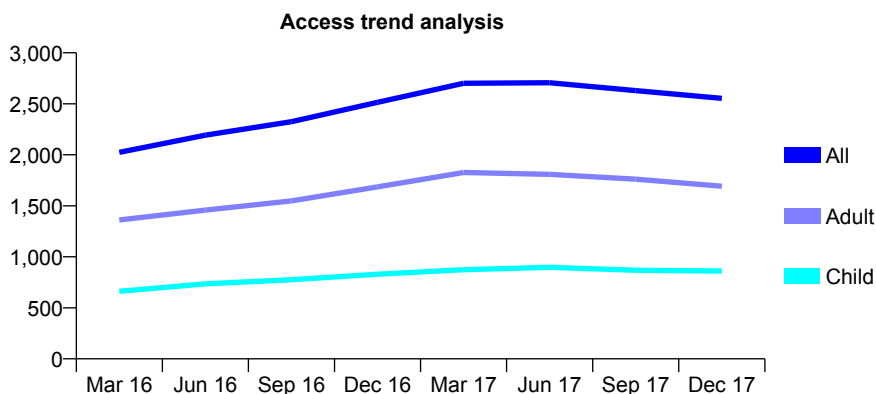
Q58 - Vital Signs At a Glance Contract Report for 158704/0001 - December 2017

Name or company name	Ivory Dental Clinic
Contract type name	GDS Contract
Purpose of contract	General
Contract start date	01/04/2015
Contract end date	

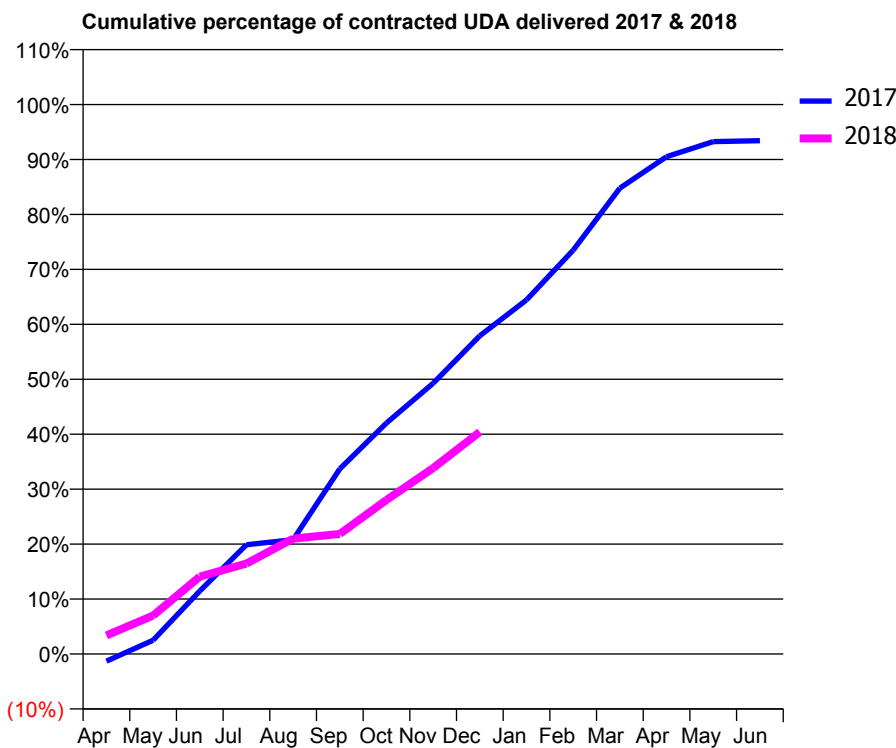
17/18 Contracted general activity (UDA)	6,292
Carry forward general activity (UDA)	0
17/18 Contracted orthodontic activity (UOA)	0
Carry forward orthodontic activity (UOA)	0
Baseline contract value	£182,157.99

ACCESS*

Patients seen in 24 months	Total	Change since previous quarter
Quarter ending December 2016	2,515	
Quarter ending March 2017	2,701	↑
Quarter ending June 2017	2,707	→
Quarter ending September 2017	2,630	↓
Quarter ending December 2017	2,553	↓
Variance since December 2016	1.5%	→



ACTIVITY



Month	Adjusted Scheduled Activity (UDA)	
	2017	2018
April	-83	213
May	159	441
June	722	887
July	1,252	1,036
August	1,309	1,322
September	2,121	1,375
October	2,645	1,764
November	3,100	2,130
December	3,643	2,544
January	4,054	
February	4,624	
March	5,334	
April	5,694	
May	5,867	
June	5,877	

QUALITY

	Quantity	Base Number	Contract	AT	Region	England
% of FP17s for the same patient ID Re-attending within 3 months - Children	39	613	6.4%	11.0%	11.8%	12.0%
% of FP17s for the same patient ID Re-attending within 3 months - Adults	125	1,119	11.2%	14.5%	15.3%	15.9%
% of FP17s for the same patient ID Re-attending between 3 & 9 months - Children	218	613	35.6%	56.7%	59.1%	58.0%
% of FP17s for the same patient ID Re-attending between 3 & 9 months - Adults	441	1,119	39.4%	48.2%	51.5%	50.5%
% of FP17s for Band 1 Urgent Courses	163	1,498	10.9%	8.6%	8.0%	9.0%
% of FP17s Relating to Free Repair or Replacements	7	1,498	0.5%	0.7%	0.8%	0.8%
% of FP17s Relating to Continuations	27	1,498	1.8%	0.9%	1.1%	1.1%
% of Patients satisfied with the dentistry they have received	1	1	N/A	91.1%	91.6%	91.5%
% of Patients satisfied with the time they had to wait for an appointment	1	1	N/A	86.8%	88.3%	87.9%

* This is based on patients treated on this contract for their most recent course of treatment. Figures in italics indicate the base number of FP17s or Patient Questionnaire responses are less than 100. N/A is shown where the base number of responses is less than 10 during the period. % is calculated as Quantity/Base number*100

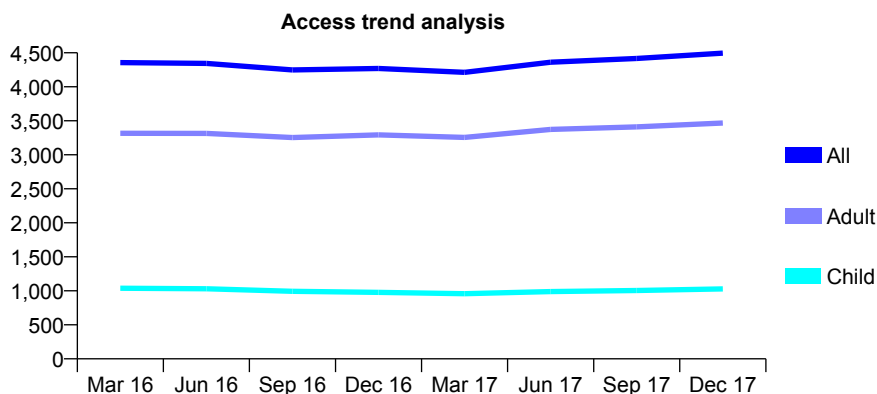
Q58 - Vital Signs At a Glance Contract Report for 159719/0001 - December 2017

Name or company name	Stanstead Abbots Dental Care
Contract type name	GDS Contract
Purpose of contract	General
Contract start date	01/12/2008
Contract end date	

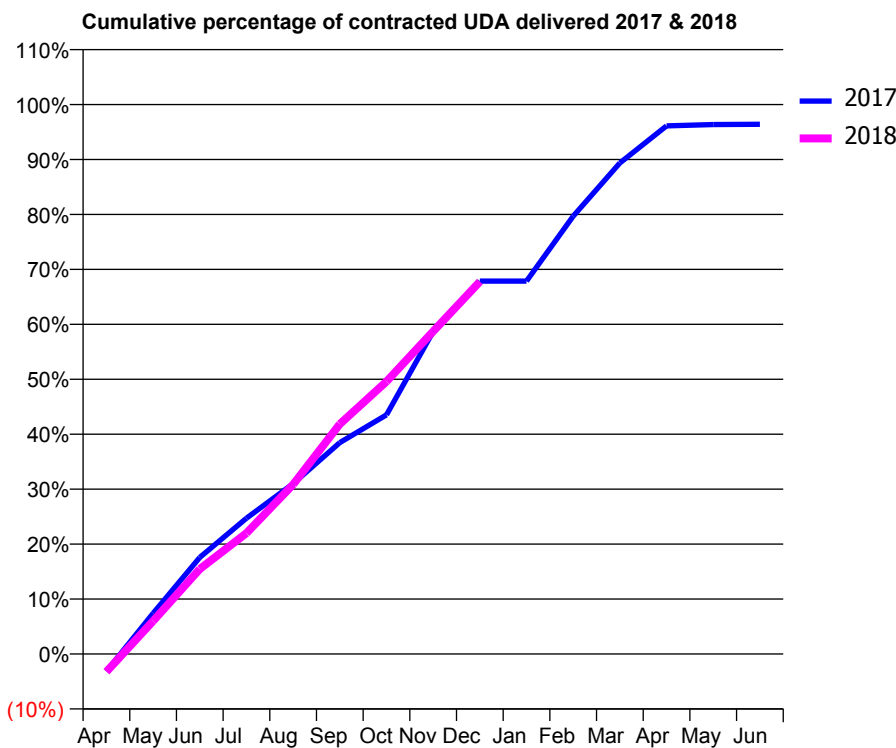
17/18 Contracted general activity (UDA)	11,336
Carry forward general activity (UDA)	410
17/18 Contracted orthodontic activity (UOA)	0
Carry forward orthodontic activity (UOA)	0
Baseline contract value	£261,818.77

ACCESS*

Patients seen in 24 months	Total	Change since previous quarter
Quarter ending December 2016	4,270	
Quarter ending March 2017	4,213	↓
Quarter ending June 2017	4,362	↑
Quarter ending September 2017	4,416	→
Quarter ending December 2017	4,496	→
Variance since December 2016	5.3%	↑



ACTIVITY



Month	Adjusted Scheduled Activity (UDA)	
	2017	2018
April	-359	-366
May	840	681
June	1,993	1,753
July	2,803	2,493
August	3,515	3,498
September	4,361	4,745
October	4,934	5,622
November	6,653	6,655
December	7,693	7,681
January	7,693	
February	9,033	
March	10,130	
April	10,896	
May	10,922	
June	10,927	

QUALITY

	Quantity	Base Number	Contract	AT	Region	England
% of FP17s for the same patient ID Re-attending within 3 months - Children	120	1,265	9.5%	11.0%	11.8%	12.0%
% of FP17s for the same patient ID Re-attending within 3 months - Adults	640	3,743	17.1%	14.5%	15.3%	15.9%
% of FP17s for the same patient ID Re-attending between 3 & 9 months - Children	637	1,265	50.4%	56.7%	59.1%	58.0%
% of FP17s for the same patient ID Re-attending between 3 & 9 months - Adults	1,623	3,743	43.4%	48.2%	51.5%	50.5%
% of FP17s for Band 1 Urgent Courses	425	3,687	11.5%	8.6%	8.0%	9.0%
% of FP17s Relating to Free Repair or Replacements	36	3,687	1.0%	0.7%	0.8%	0.8%
% of FP17s Relating to Continuations	44	3,687	1.2%	0.9%	1.1%	1.1%
% of Patients satisfied with the dentistry they have received	2	2	N/A	91.1%	91.6%	91.5%
% of Patients satisfied with the time they had to wait for an appointment	2	2	N/A	86.8%	88.3%	87.9%

* This is based on patients treated on this contract for their most recent course of treatment. Figures in italics indicate the base number of FP17s or Patient Questionnaire responses are less than 100. N/A is shown where the base number of responses is less than 10 during the period. % is calculated as Quantity/Base number*100

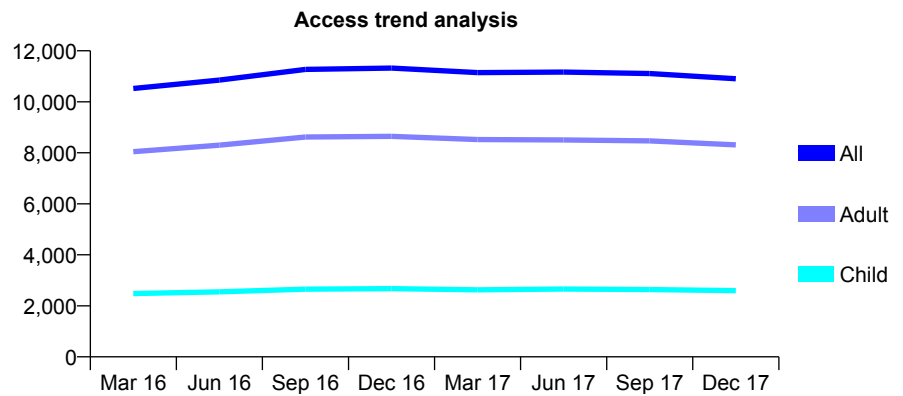
Q58 - Vital Signs At a Glance Contract Report for 160644/0001 - December 2017

Name or company name	Mr K Hanji and Mr V Vipin
Contract type name	GDS Contract
Purpose of contract	General
Contract start date	16/07/2014
Contract end date	

17/18 Contracted general activity (UDA)	30,486
Carry forward general activity (UDA)	-610
17/18 Contracted orthodontic activity (UOA)	0
Carry forward orthodontic activity (UOA)	0
Baseline contract value	£946,414.03

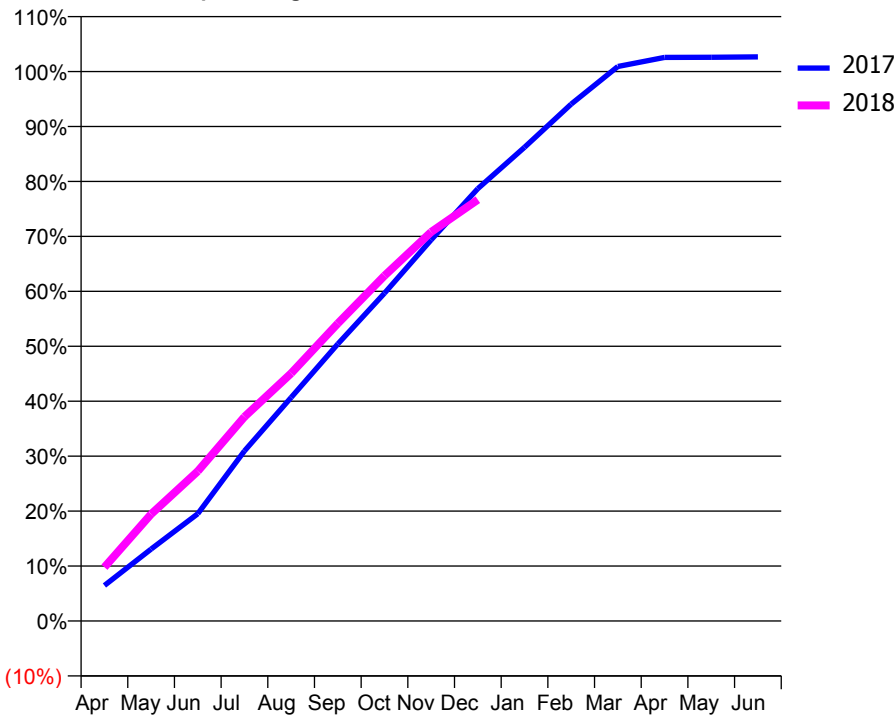
ACCESS*

Patients seen in 24 months	Total	Change since previous quarter
Quarter ending December 2016	11,325	
Quarter ending March 2017	11,146	↓
Quarter ending June 2017	11,164	→
Quarter ending September 2017	11,107	→
Quarter ending December 2017	10,903	↓
Variance since December 2016	(3.7%)	↓



ACTIVITY

Cumulative percentage of contracted UDA delivered 2017 & 2018



Month	Adjusted Scheduled Activity (UDA)	
	2017	2018
April	1,975	2,982
May	3,993	5,929
June	5,952	8,312
July	9,439	11,328
August	12,406	13,743
September	15,372	16,509
October	18,186	19,159
November	21,148	21,585
December	23,988	23,376
January	26,281	
February	28,676	
March	30,763	
April	31,265	
May	31,272	
June	31,294	

QUALITY

	Quantity	Base Number	Contract	AT	Region	England
% of FP17s for the same patient ID Re-attending within 3 months - Children	238	2,875	8.3%	11.0%	11.8%	12.0%
% of FP17s for the same patient ID Re-attending within 3 months - Adults	878	8,151	10.8%	14.5%	15.3%	15.9%
% of FP17s for the same patient ID Re-attending between 3 & 9 months - Children	1,651	2,875	57.4%	56.7%	59.1%	58.0%
% of FP17s for the same patient ID Re-attending between 3 & 9 months - Adults	4,361	8,151	53.5%	48.2%	51.5%	50.5%
% of FP17s for Band 1 Urgent Courses	645	10,696	6.0%	8.6%	8.0%	9.0%
% of FP17s Relating to Free Repair or Replacements	31	10,696	0.3%	0.7%	0.8%	0.8%
% of FP17s Relating to Continuations	26	10,696	0.2%	0.9%	1.1%	1.1%
% of Patients satisfied with the dentistry they have received	7	9	N/A	91.1%	91.6%	91.5%
% of Patients satisfied with the time they had to wait for an appointment	7	9	N/A	86.8%	88.3%	87.9%

* This is based on patients treated on this contract for their most recent course of treatment. Figures in italics indicate the base number of FP17s or Patient Questionnaire responses are less than 100. N/A is shown where the base number of responses is less than 10 during the period. % is calculated as Quantity/Base number*100

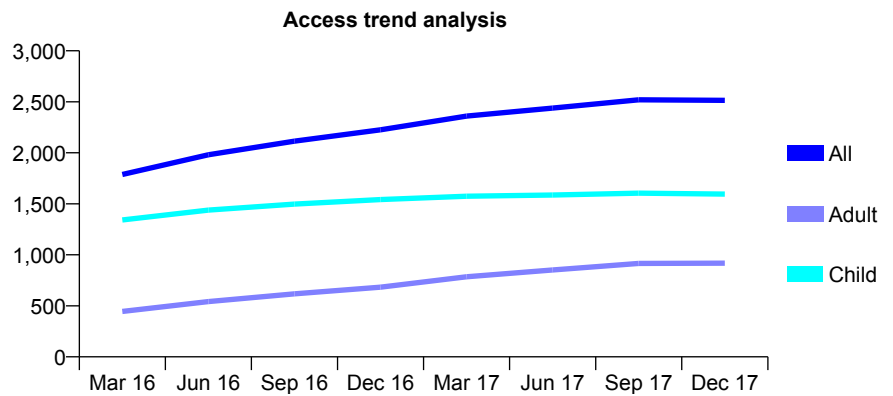
Q58 - Vital Signs At a Glance Contract Report for 160792/0001 - December 2017

Name or company name	Oxford House Dental Practice
Contract type name	GDS Contract
Purpose of contract	General
Contract start date	02/10/2015
Contract end date	

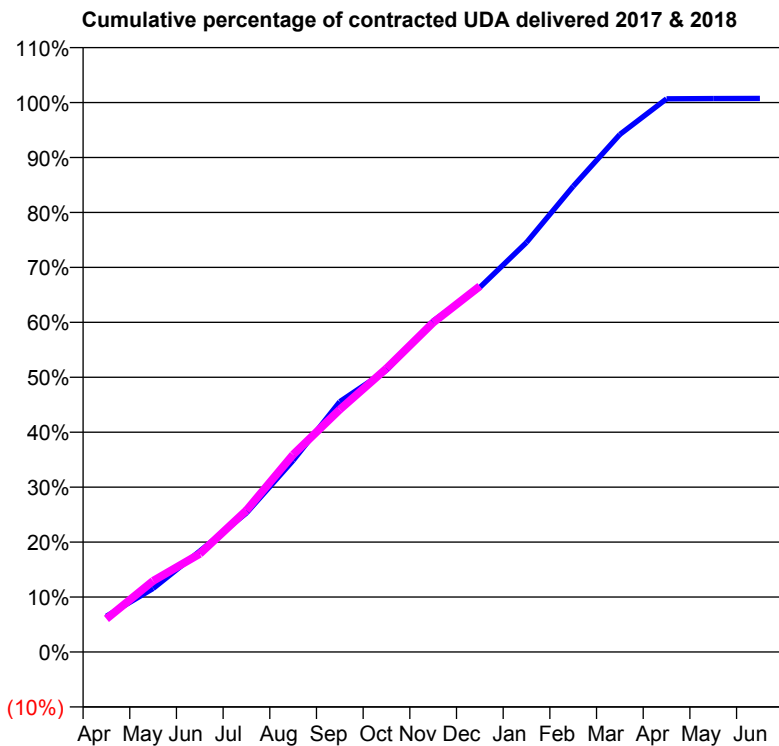
17/18 Contracted general activity (UDA)	6,000
Carry forward general activity (UDA)	-44
17/18 Contracted orthodontic activity (UOA)	0
Carry forward orthodontic activity (UOA)	0
Baseline contract value	£123,567.54

ACCESS*

Patients seen in 24 months	Total	Change since previous quarter
Quarter ending December 2016	2,225	
Quarter ending March 2017	2,360	↑
Quarter ending June 2017	2,438	↑
Quarter ending September 2017	2,520	↑
Quarter ending December 2017	2,514	→
Variance since December 2016	13.0%	↑



ACTIVITY



Month	Adjusted Scheduled Activity (UDA)	
	2017	2018
April	391	362
May	694	777
June	1,102	1,073
July	1,518	1,548
August	2,092	2,155
September	2,734	2,647
October	3,078	3,096
November	3,615	3,597
December	3,982	3,995
January	4,472	
February	5,085	
March	5,652	
April	6,040	
May	6,043	
June	6,044	

QUALITY

	Quantity	Base Number	Contract	AT	Region	England
% of FP17s for the same patient ID Re-attending within 3 months - Children	166	2,217	7.5%	11.0%	11.8%	12.0%
% of FP17s for the same patient ID Re-attending within 3 months - Adults	77	540	14.3%	14.5%	15.3%	15.9%
% of FP17s for the same patient ID Re-attending between 3 & 9 months - Children	1,661	2,217	74.9%	56.7%	59.1%	58.0%
% of FP17s for the same patient ID Re-attending between 3 & 9 months - Adults	262	540	48.5%	48.2%	51.5%	50.5%
% of FP17s for Band 1 Urgent Courses	77	2,558	3.0%	8.6%	8.0%	9.0%
% of FP17s Relating to Free Repair or Replacements	1	2,558	0.0%	0.7%	0.8%	0.8%
% of FP17s Relating to Continuations	4	2,558	0.2%	0.9%	1.1%	1.1%
% of Patients satisfied with the dentistry they have received	0	0	N/A	91.1%	91.6%	91.5%
% of Patients satisfied with the time they had to wait for an appointment	0	0	N/A	86.8%	88.3%	87.9%

* This is based on patients treated on this contract for their most recent course of treatment. Figures in italics indicate the base number of FP17s or Patient Questionnaire responses are less than 100. N/A is shown where the base number of responses is less than 10 during the period. % is calculated as Quantity/Base number*100

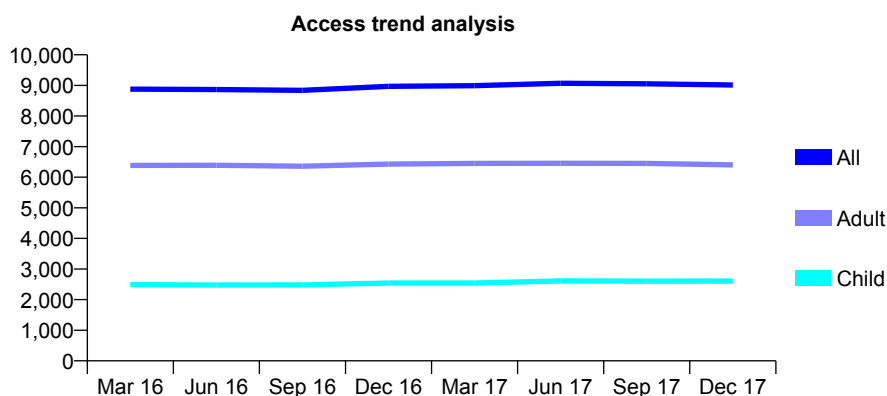
Q58 - Vital Signs At a Glance Contract Report for 160873/0001 - December 2017

Name or company name	Bramingham Dental Clinic
Contract type name	GDS Contract
Purpose of contract	General
Contract start date	01/05/2010
Contract end date	

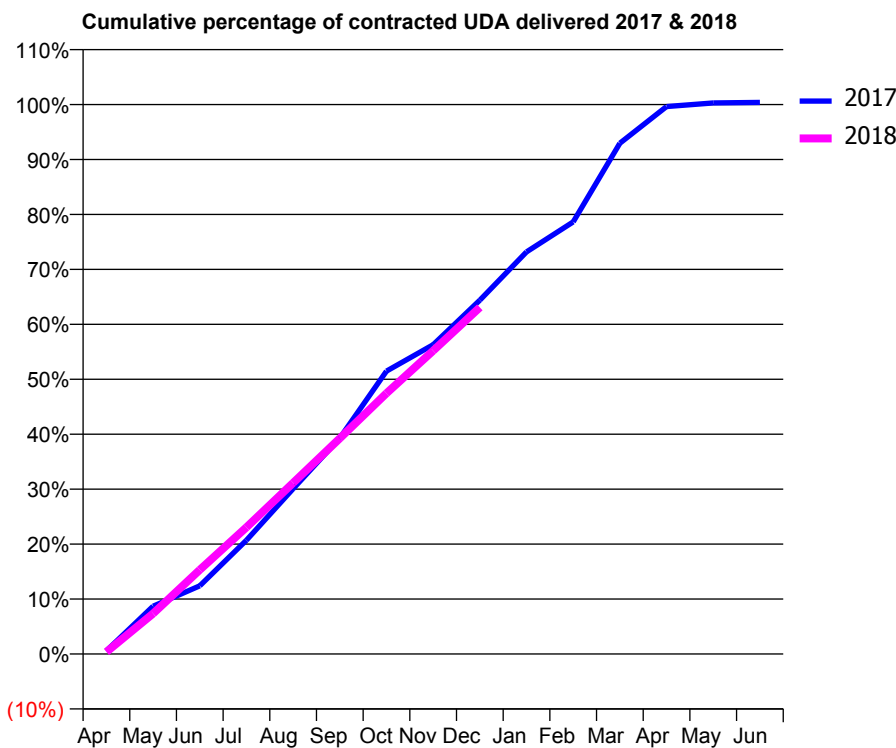
17/18 Contracted general activity (UDA)	26,015
Carry forward general activity (UDA)	-99
17/18 Contracted orthodontic activity (UOA)	0
Carry forward orthodontic activity (UOA)	0
Baseline contract value	£723,360.01

ACCESS*

Patients seen in 24 months	Total	Change since previous quarter
Quarter ending December 2016	8,970	
Quarter ending March 2017	8,991	→
Quarter ending June 2017	9,068	→
Quarter ending September 2017	9,054	→
Quarter ending December 2017	9,011	→
Variance since December 2016	0.5%	→



ACTIVITY



Month	Adjusted Scheduled Activity (UDA)	
	2017	2018
April	152	99
May	2,263	1,915
June	3,229	3,984
July	5,387	6,003
August	7,828	8,101
September	10,222	10,212
October	13,390	12,346
November	14,642	14,360
December	16,749	16,413
January	19,035	
February	20,457	
March	24,184	
April	25,916	
May	26,086	
June	26,114	

QUALITY

	Quantity	Base Number	Contract	AT	Region	England
% of FP17s for the same patient ID Re-attending within 3 months - Children	251	2,805	8.9%	11.0%	11.8%	12.0%
% of FP17s for the same patient ID Re-attending within 3 months - Adults	961	6,226	15.4%	14.5%	15.3%	15.9%
% of FP17s for the same patient ID Re-attending between 3 & 9 months - Children	1,532	2,805	54.6%	56.7%	59.1%	58.0%
% of FP17s for the same patient ID Re-attending between 3 & 9 months - Adults	3,173	6,226	51.0%	48.2%	51.5%	50.5%
% of FP17s for Band 1 Urgent Courses	710	8,169	8.7%	8.6%	8.0%	9.0%
% of FP17s Relating to Free Repair or Replacements	56	8,169	0.7%	0.7%	0.8%	0.8%
% of FP17s Relating to Continuations	214	8,169	2.6%	0.9%	1.1%	1.1%
% of Patients satisfied with the dentistry they have received	10	10	100.0%	91.1%	91.6%	91.5%
% of Patients satisfied with the time they had to wait for an appointment	10	10	100.0%	86.8%	88.3%	87.9%

* This is based on patients treated on this contract for their most recent course of treatment. Figures in italics indicate the base number of FP17s or Patient Questionnaire responses are less than 100. N/A is shown where the base number of responses is less than 10 during the period. % is calculated as Quantity/Base number*100

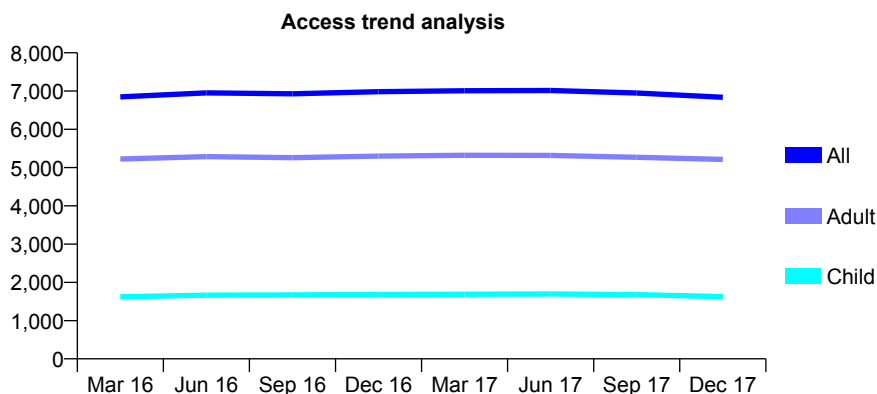
Q58 - Vital Signs At a Glance Contract Report for 162051/0001 - December 2017

Name or company name	Much Hadham Dental Care Limited
Contract type name	GDS Contract
Purpose of contract	General
Contract start date	01/05/2009
Contract end date	

17/18 Contracted general activity (UDA)	19,191
Carry forward general activity (UDA)	642
17/18 Contracted orthodontic activity (UOA)	0
Carry forward orthodontic activity (UOA)	0
Baseline contract value	£437,504.06

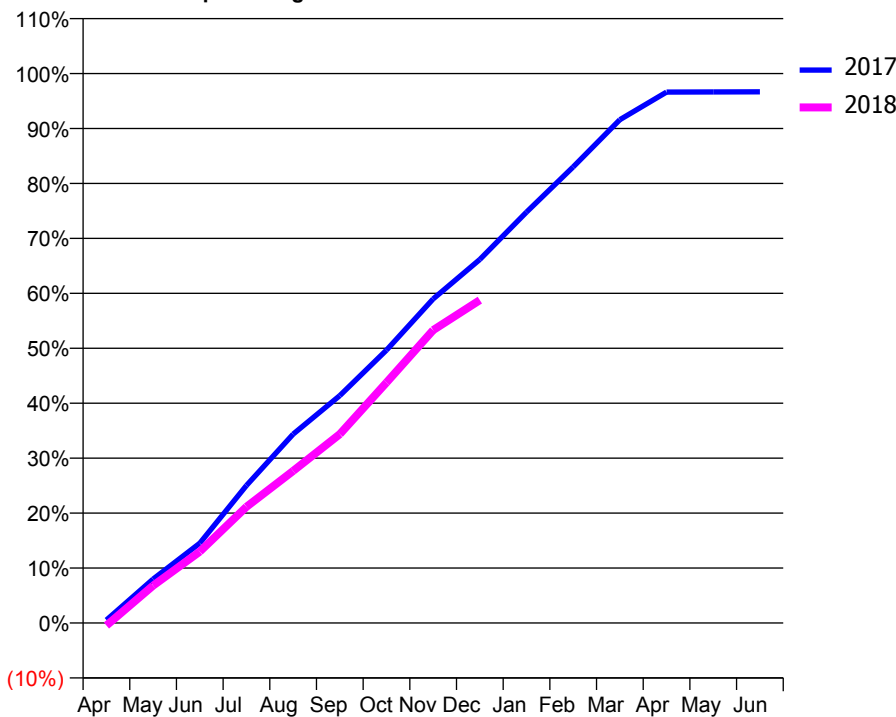
ACCESS*

Patients seen in 24 months	Total	Change since previous quarter
Quarter ending December 2016	6,983	
Quarter ending March 2017	7,010	→
Quarter ending June 2017	7,015	→
Quarter ending September 2017	6,950	→
Quarter ending December 2017	6,839	↓
Variance since December 2016	(2.1%)	↓



ACTIVITY

Cumulative percentage of contracted UDA delivered 2017 & 2018



Month	Adjusted Scheduled Activity (UDA)	
	2017	2018
April	107	-92
May	1,535	1,304
June	2,785	2,493
July	4,804	4,060
August	6,595	5,311
September	7,941	6,597
October	9,532	8,400
November	11,320	10,231
December	12,699	11,275
January	14,350	
February	15,931	
March	17,580	
April	18,543	
May	18,548	
June	18,549	

QUALITY

	Quantity	Base Number	Contract	AT	Region	England
% of FP17s for the same patient ID Re-attending within 3 months - Children	96	1,892	5.1%	11.0%	11.8%	12.0%
% of FP17s for the same patient ID Re-attending within 3 months - Adults	701	5,340	13.1%	14.5%	15.3%	15.9%
% of FP17s for the same patient ID Re-attending between 3 & 9 months - Children	1,212	1,892	64.1%	56.7%	59.1%	58.0%
% of FP17s for the same patient ID Re-attending between 3 & 9 months - Adults	2,995	5,340	56.1%	48.2%	51.5%	50.5%
% of FP17s for Band 1 Urgent Courses	502	6,774	7.4%	8.6%	8.0%	9.0%
% of FP17s Relating to Free Repair or Replacements	49	6,774	0.7%	0.7%	0.8%	0.8%
% of FP17s Relating to Continuations	6	6,774	0.1%	0.9%	1.1%	1.1%
% of Patients satisfied with the dentistry they have received	3	4	N/A	91.1%	91.6%	91.5%
% of Patients satisfied with the time they had to wait for an appointment	4	4	N/A	86.8%	88.3%	87.9%

* This is based on patients treated on this contract for their most recent course of treatment. Figures in italics indicate the base number of FP17s or Patient Questionnaire responses are less than 100. N/A is shown where the base number of responses is less than 10 during the period. % is calculated as Quantity/Base number*100

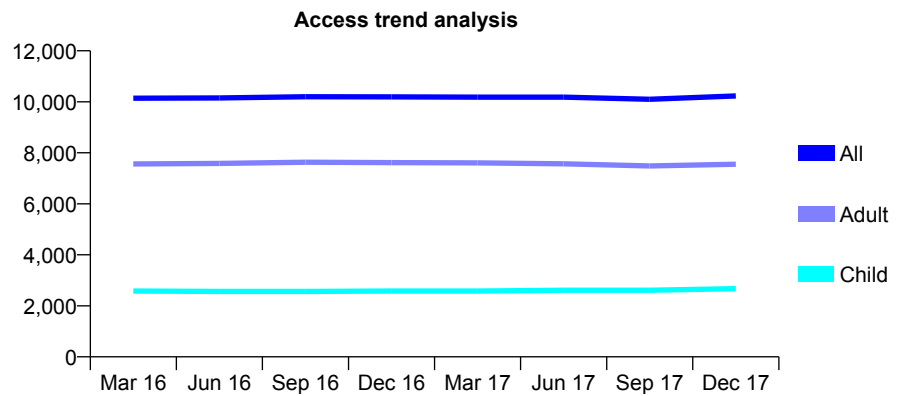
Q58 - Vital Signs At a Glance Contract Report for 162167/0001 - December 2017

Name or company name	A Gatrad Dental Surgey
Contract type name	GDS Contract
Purpose of contract	General
Contract start date	01/04/2011
Contract end date	

17/18 Contracted general activity (UDA)	28,325
Carry forward general activity (UDA)	113
17/18 Contracted orthodontic activity (UOA)	0
Carry forward orthodontic activity (UOA)	0
Baseline contract value	£718,937.36

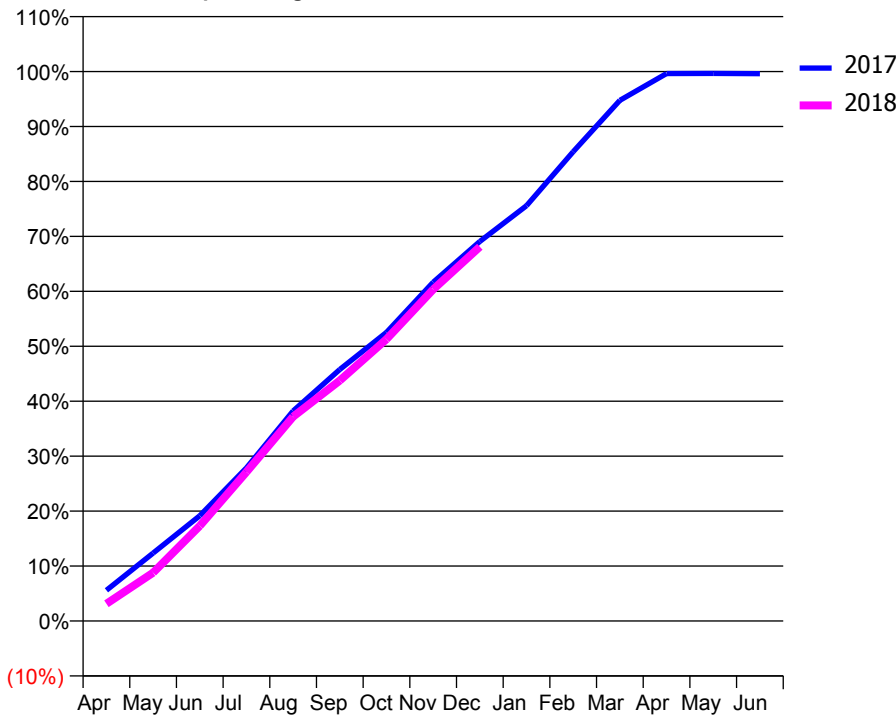
ACCESS*

Patients seen in 24 months	Total	Change since previous quarter
Quarter ending December 2016	10,196	
Quarter ending March 2017	10,183	→
Quarter ending June 2017	10,183	→
Quarter ending September 2017	10,099	→
Quarter ending December 2017	10,232	→
Variance since December 2016	0.4%	→



ACTIVITY

Cumulative percentage of contracted UDA delivered 2017 & 2018



Month	Adjusted Scheduled Activity (UDA)	
	2017	2018
April	1,587	888
May	3,505	2,492
June	5,429	4,904
July	7,892	7,679
August	10,827	10,536
September	12,965	12,395
October	14,880	14,529
November	17,462	17,094
December	19,568	19,288
January	21,411	
February	24,193	
March	26,841	
April	28,221	
May	28,224	
June	28,213	

QUALITY

	Quantity	Base Number	Contract	AT	Region	England
% of FP17s for the same patient ID Re-attending within 3 months - Children	209	2,577	8.1%	11.0%	11.8%	12.0%
% of FP17s for the same patient ID Re-attending within 3 months - Adults	977	6,554	14.9%	14.5%	15.3%	15.9%
% of FP17s for the same patient ID Re-attending between 3 & 9 months - Children	1,255	2,577	48.7%	56.7%	59.1%	58.0%
% of FP17s for the same patient ID Re-attending between 3 & 9 months - Adults	2,717	6,554	41.5%	48.2%	51.5%	50.5%
% of FP17s for Band 1 Urgent Courses	837	8,642	9.7%	8.6%	8.0%	9.0%
% of FP17s Relating to Free Repair or Replacements	43	8,642	0.5%	0.7%	0.8%	0.8%
% of FP17s Relating to Continuations	149	8,642	1.7%	0.9%	1.1%	1.1%
% of Patients satisfied with the dentistry they have received	18	18	100.0%	91.1%	91.6%	91.5%
% of Patients satisfied with the time they had to wait for an appointment	17	18	94.4%	86.8%	88.3%	87.9%

* This is based on patients treated on this contract for their most recent course of treatment. Figures in italics indicate the base number of FP17s or Patient Questionnaire responses are less than 100. N/A is shown where the base number of responses is less than 10 during the period. % is calculated as Quantity/Base number*100

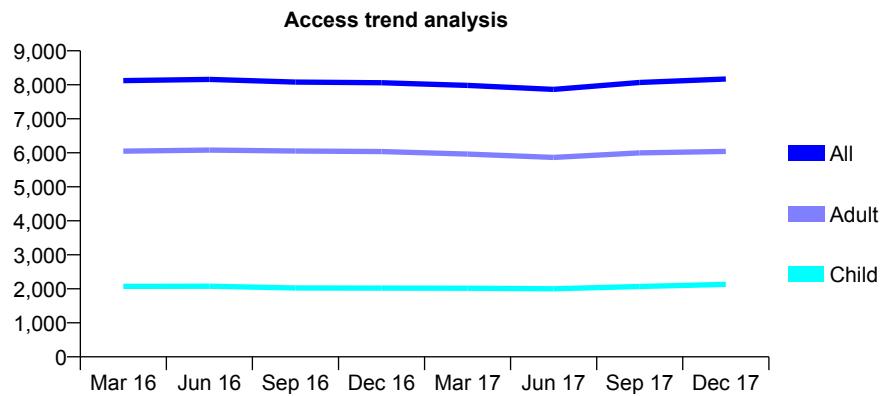
Q58 - Vital Signs At a Glance Contract Report for 163473/0001 - December 2017

Name or company name	Kettering Central Dental Practice
Contract type name	GDS Contract
Purpose of contract	General
Contract start date	05/10/2012
Contract end date	

17/18 Contracted general activity (UDA)	23,018
Carry forward general activity (UDA)	0
17/18 Contracted orthodontic activity (UOA)	0
Carry forward orthodontic activity (UOA)	0
Baseline contract value	£810,512.93

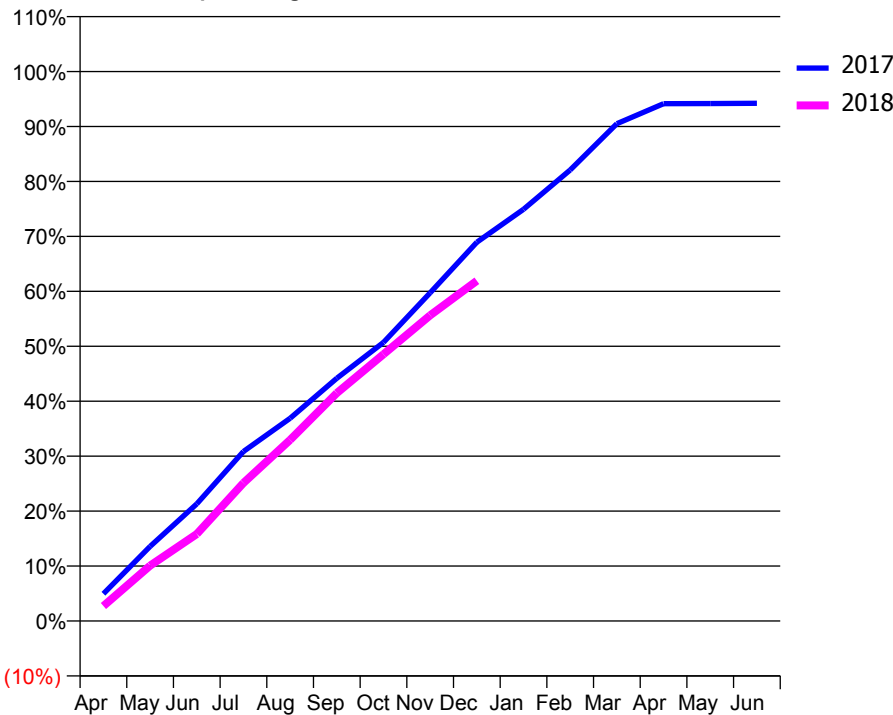
ACCESS*

Patients seen in 24 months	Total	Change since previous quarter
Quarter ending December 2016	8,059	
Quarter ending March 2017	7,981	→
Quarter ending June 2017	7,866	↓
Quarter ending September 2017	8,067	↑
Quarter ending December 2017	8,171	→
Variance since December 2016	1.4%	→



ACTIVITY

Cumulative percentage of contracted UDA delivered 2017 & 2018



Month	Adjusted Scheduled Activity (UDA)	
	2017	2018
April	1,145	631
May	3,127	2,321
June	4,907	3,642
July	7,104	5,782
August	8,494	7,590
September	10,168	9,551
October	11,670	11,175
November	13,749	12,805
December	15,866	14,249
January	17,245	
February	18,894	
March	20,835	
April	21,669	
May	21,678	
June	21,685	

QUALITY

	Quantity	Base Number	Contract	AT	Region	England
% of FP17s for the same patient ID Re-attending within 3 months - Children	119	1,907	6.2%	11.0%	11.8%	12.0%
% of FP17s for the same patient ID Re-attending within 3 months - Adults	619	5,027	12.3%	14.5%	15.3%	15.9%
% of FP17s for the same patient ID Re-attending between 3 & 9 months - Children	881	1,907	46.2%	56.7%	59.1%	58.0%
% of FP17s for the same patient ID Re-attending between 3 & 9 months - Adults	1,937	5,027	38.5%	48.2%	51.5%	50.5%
% of FP17s for Band 1 Urgent Courses	367	6,598	5.6%	8.6%	8.0%	9.0%
% of FP17s Relating to Free Repair or Replacements	58	6,598	0.9%	0.7%	0.8%	0.8%
% of FP17s Relating to Continuations	65	6,598	1.0%	0.9%	1.1%	1.1%
% of Patients satisfied with the dentistry they have received	8	9	N/A	91.1%	91.6%	91.5%
% of Patients satisfied with the time they had to wait for an appointment	9	9	N/A	86.8%	88.3%	87.9%

* This is based on patients treated on this contract for their most recent course of treatment. Figures in italics indicate the base number of FP17s or Patient Questionnaire responses are less than 100. N/A is shown where the base number of responses is less than 10 during the period. % is calculated as Quantity/Base number*100

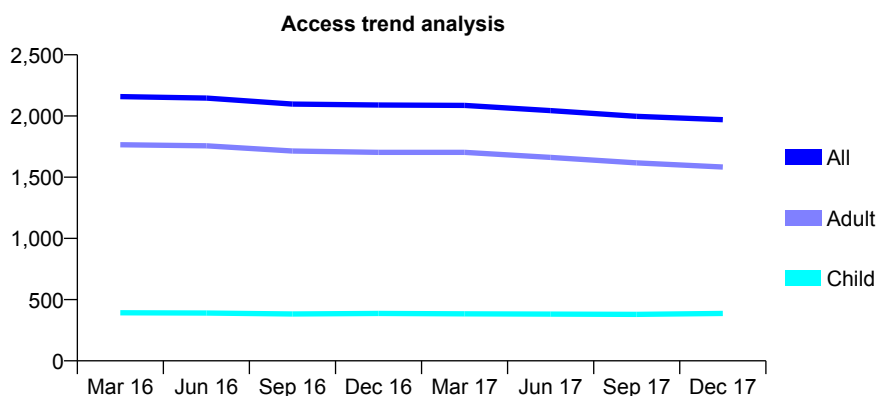
Q58 - Vital Signs At a Glance Contract Report for 164585/0001 - December 2017

Name or company name	MR A MCGREGOR AND DR M MOKHTAR
Contract type name	GDS Contract
Purpose of contract	General
Contract start date	01/04/2007
Contract end date	

17/18 Contracted general activity (UDA)	6,316
Carry forward general activity (UDA)	0
17/18 Contracted orthodontic activity (UOA)	0
Carry forward orthodontic activity (UOA)	0
Baseline contract value	£140,915.52

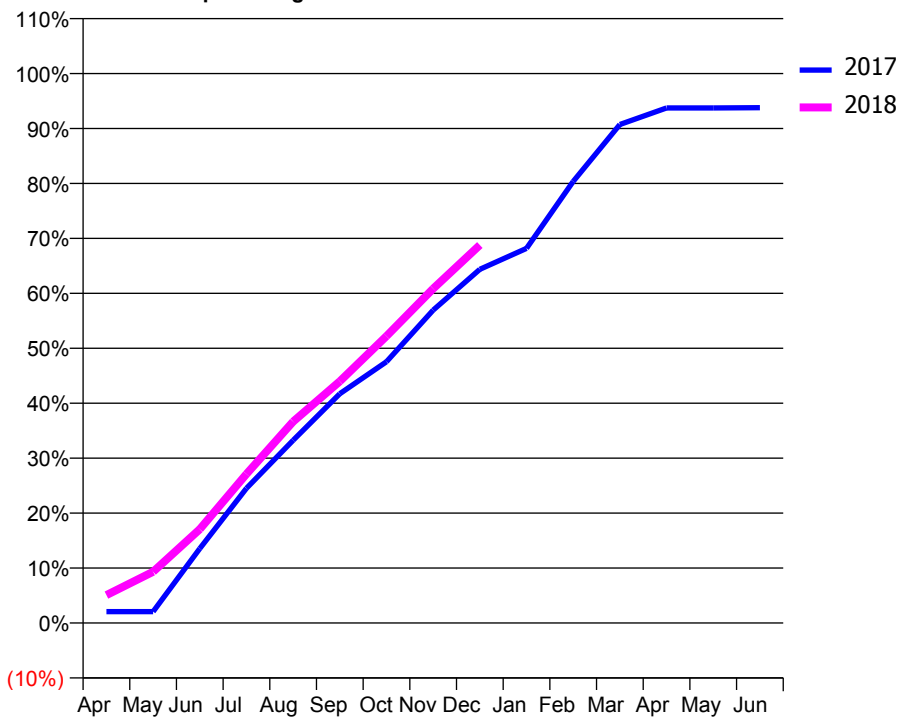
ACCESS*

Patients seen in 24 months	Total	Change since previous quarter
Quarter ending December 2016	2,090	
Quarter ending March 2017	2,087	→
Quarter ending June 2017	2,044	↓
Quarter ending September 2017	1,997	↓
Quarter ending December 2017	1,970	↓
Variance since December 2016	(5.7%)	↓



ACTIVITY

Cumulative percentage of contracted UDA delivered 2017 & 2018



Month	Adjusted Scheduled Activity (UDA)	
	2017	2018
April	130	322
May	130	589
June	856	1,079
July	1,549	1,713
August	2,101	2,315
September	2,636	2,778
October	3,003	3,298
November	3,596	3,844
December	4,065	4,344
January	4,306	
February	5,075	
March	5,730	
April	5,919	
May	5,919	
June	5,922	

QUALITY

	Quantity	Base Number	Contract	AT	Region	England
% of FP17s for the same patient ID Re-attending within 3 months - Children	27	420	6.4%	11.0%	11.8%	12.0%
% of FP17s for the same patient ID Re-attending within 3 months - Adults	284	1,907	14.9%	14.5%	15.3%	15.9%
% of FP17s for the same patient ID Re-attending between 3 & 9 months - Children	258	420	61.4%	56.7%	59.1%	58.0%
% of FP17s for the same patient ID Re-attending between 3 & 9 months - Adults	1,249	1,907	65.5%	48.2%	51.5%	50.5%
% of FP17s for Band 1 Urgent Courses	49	2,250	2.2%	8.6%	8.0%	9.0%
% of FP17s Relating to Free Repair or Replacements	36	2,250	1.6%	0.7%	0.8%	0.8%
% of FP17s Relating to Continuations	17	2,250	0.8%	0.9%	1.1%	1.1%
% of Patients satisfied with the dentistry they have received	3	3	N/A	91.1%	91.6%	91.5%
% of Patients satisfied with the time they had to wait for an appointment	3	3	N/A	86.8%	88.3%	87.9%

* This is based on patients treated on this contract for their most recent course of treatment. Figures in italics indicate the base number of FP17s or Patient Questionnaire responses are less than 100. N/A is shown where the base number of responses is less than 10 during the period. % is calculated as Quantity/Base number*100

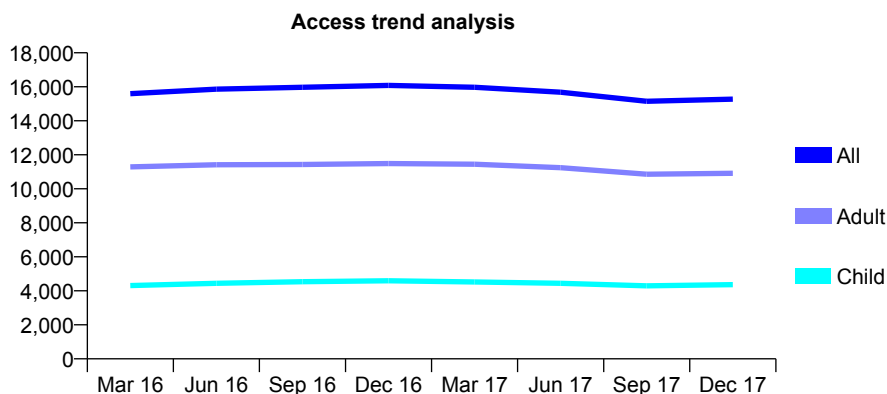
Q58 - Vital Signs At a Glance Contract Report for 164593/0001 - December 2017

Name or company name	Dental Suite Ltd
Contract type name	GDS Contract
Purpose of contract	General
Contract start date	01/04/2007
Contract end date	

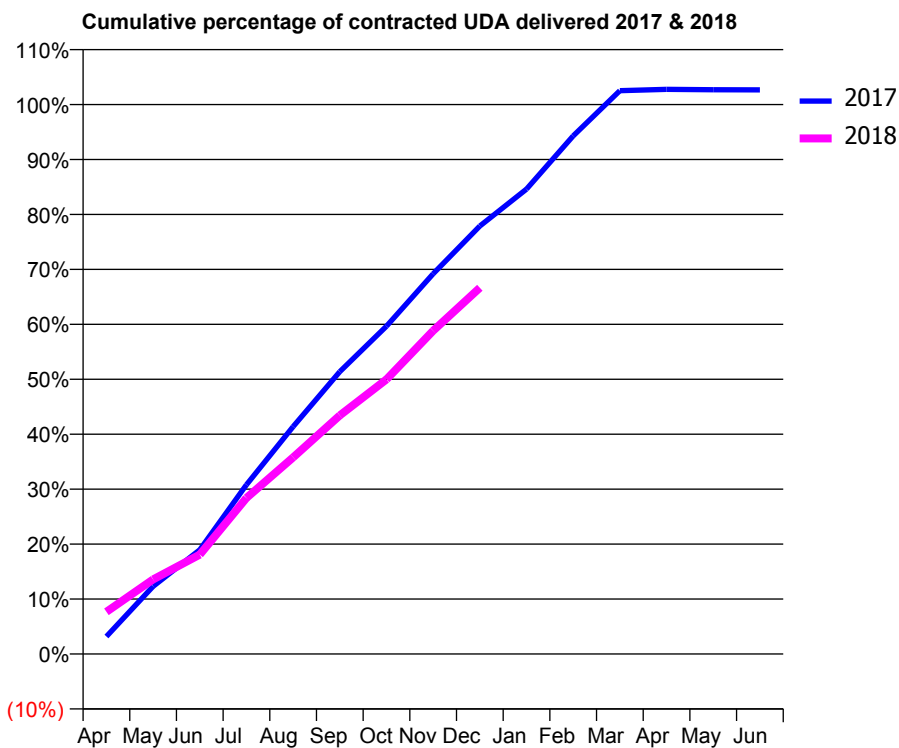
17/18 Contracted general activity (UDA)	37,656
Carry forward general activity (UDA)	-753
17/18 Contracted orthodontic activity (UOA)	0
Carry forward orthodontic activity (UOA)	0
Baseline contract value	£915,074.79

ACCESS*

Patients seen in 24 months	Total	Change since previous quarter
Quarter ending December 2016	16,083	
Quarter ending March 2017	15,971	→
Quarter ending June 2017	15,682	↓
Quarter ending September 2017	15,151	↓
Quarter ending December 2017	15,275	→
Variance since December 2016	(5.0%)	↓



ACTIVITY



Month	Adjusted Scheduled Activity (UDA)	
	2017	2018
April	1,198	2,895
May	4,640	5,109
June	7,143	6,813
July	11,596	10,694
August	15,586	13,471
September	19,351	16,348
October	22,468	18,820
November	26,055	22,159
December	29,328	25,096
January	31,858	
February	35,504	
March	38,605	
April	38,694	
May	38,671	
June	38,660	

QUALITY

	Quantity	Base Number	Contract	AT	Region	England
% of FP17s for the same patient ID Re-attending within 3 months - Children	198	4,690	4.2%	11.0%	11.8%	12.0%
% of FP17s for the same patient ID Re-attending within 3 months - Adults	729	10,133	7.2%	14.5%	15.3%	15.9%
% of FP17s for the same patient ID Re-attending between 3 & 9 months - Children	3,264	4,690	69.6%	56.7%	59.1%	58.0%
% of FP17s for the same patient ID Re-attending between 3 & 9 months - Adults	6,968	10,133	68.8%	48.2%	51.5%	50.5%
% of FP17s for Band 1 Urgent Courses	868	14,760	5.9%	8.6%	8.0%	9.0%
% of FP17s Relating to Free Repair or Replacements	27	14,760	0.2%	0.7%	0.8%	0.8%
% of FP17s Relating to Continuations	10	14,760	0.1%	0.9%	1.1%	1.1%
% of Patients satisfied with the dentistry they have received	10	11	90.9%	91.1%	91.6%	91.5%
% of Patients satisfied with the time they had to wait for an appointment	9	11	81.8%	86.8%	88.3%	87.9%

* This is based on patients treated on this contract for their most recent course of treatment. Figures in italics indicate the base number of FP17s or Patient Questionnaire responses are less than 100. N/A is shown where the base number of responses is less than 10 during the period. % is calculated as Quantity/Base number*100

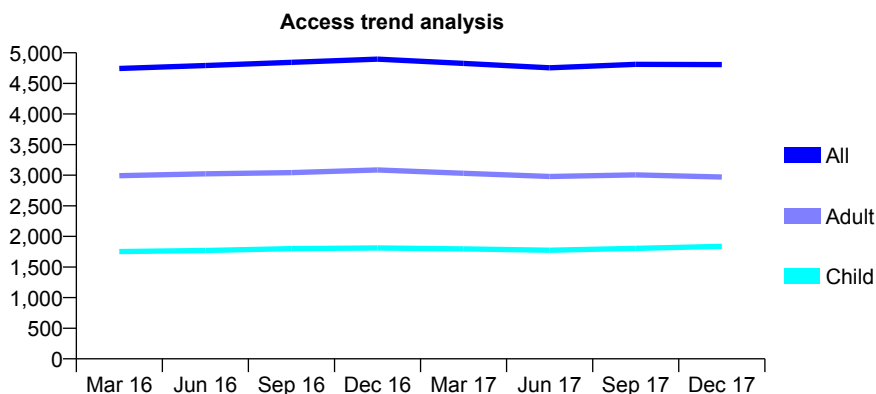
Q58 - Vital Signs At a Glance Contract Report for 165034/0001 - December 2017

Name or company name	Ross, Hirschowitz & Videlefsky
Contract type name	GDS Contract
Purpose of contract	General
Contract start date	01/04/2009
Contract end date	

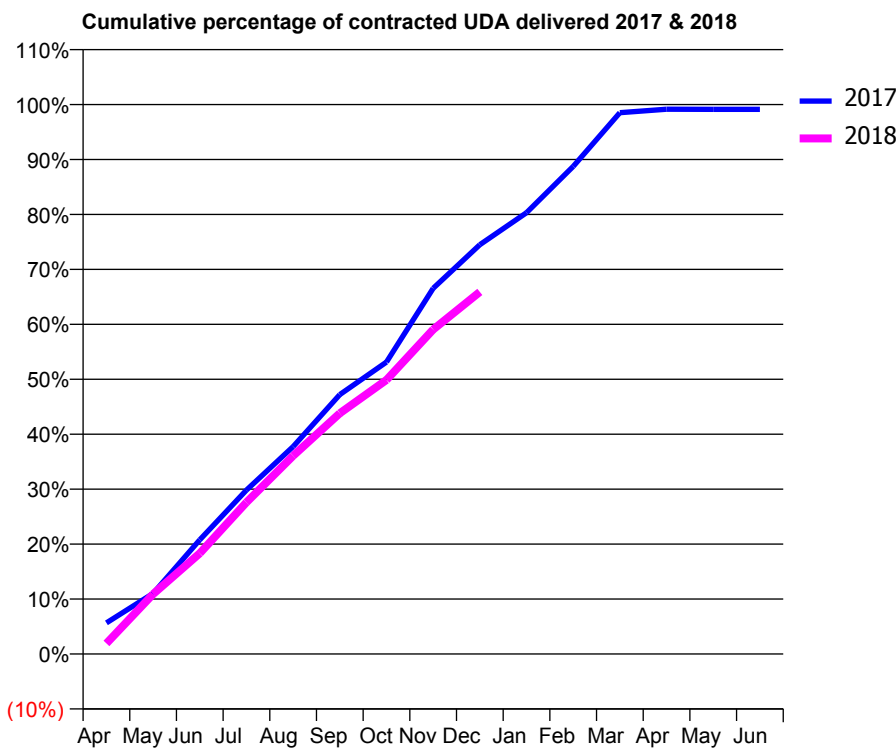
17/18 Contracted general activity (UDA)	12,500
Carry forward general activity (UDA)	112
17/18 Contracted orthodontic activity (UOA)	0
Carry forward orthodontic activity (UOA)	0
Baseline contract value	£301,267.74

ACCESS*

Patients seen in 24 months	Total	Change since previous quarter
Quarter ending December 2016	4,897	
Quarter ending March 2017	4,827	↓
Quarter ending June 2017	4,754	↓
Quarter ending September 2017	4,811	→
Quarter ending December 2017	4,808	→
Variance since December 2016	(1.8%)	↓



ACTIVITY



Month	Adjusted Scheduled Activity (UDA)	
	2017	2018
April	707	240
May	1,378	1,362
June	2,599	2,293
July	3,729	3,450
August	4,720	4,510
September	5,902	5,476
October	6,641	6,236
November	8,320	7,381
December	9,310	8,236
January	10,039	
February	11,092	
March	12,313	
April	12,391	
May	12,388	
June	12,388	

QUALITY

	Quantity	Base Number	Contract	AT	Region	England
% of FP17s for the same patient ID Re-attending within 3 months - Children	213	2,274	9.4%	11.0%	11.8%	12.0%
% of FP17s for the same patient ID Re-attending within 3 months - Adults	300	2,646	11.3%	14.5%	15.3%	15.9%
% of FP17s for the same patient ID Re-attending between 3 & 9 months - Children	1,438	2,274	63.2%	56.7%	59.1%	58.0%
% of FP17s for the same patient ID Re-attending between 3 & 9 months - Adults	1,511	2,646	57.1%	48.2%	51.5%	50.5%
% of FP17s for Band 1 Urgent Courses	362	4,876	7.4%	8.6%	8.0%	9.0%
% of FP17s Relating to Free Repair or Replacements	20	4,876	0.4%	0.7%	0.8%	0.8%
% of FP17s Relating to Continuations	5	4,876	0.1%	0.9%	1.1%	1.1%
% of Patients satisfied with the dentistry they have received	5	5	N/A	91.1%	91.6%	91.5%
% of Patients satisfied with the time they had to wait for an appointment	5	5	N/A	86.8%	88.3%	87.9%

* This is based on patients treated on this contract for their most recent course of treatment. Figures in italics indicate the base number of FP17s or Patient Questionnaire responses are less than 100. N/A is shown where the base number of responses is less than 10 during the period. % is calculated as Quantity/Base number*100

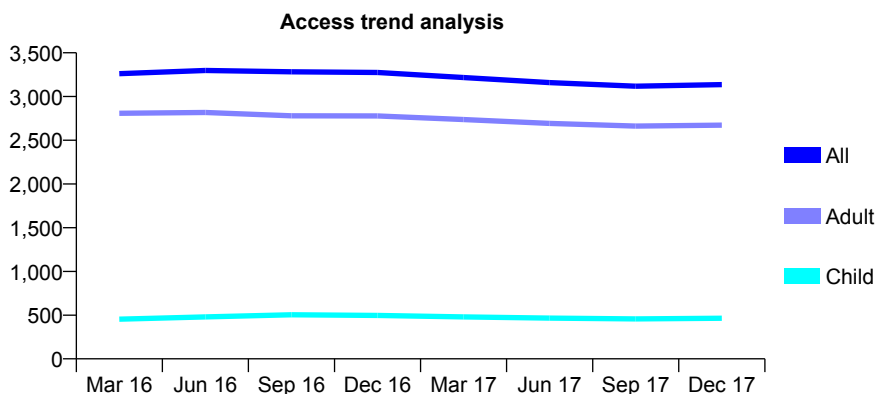
Q58 - Vital Signs At a Glance Contract Report for 165220/0001 - December 2017

Name or company name	Beech Hill Dental Practice Limited
Contract type name	GDS Contract
Purpose of contract	General
Contract start date	01/10/2010
Contract end date	

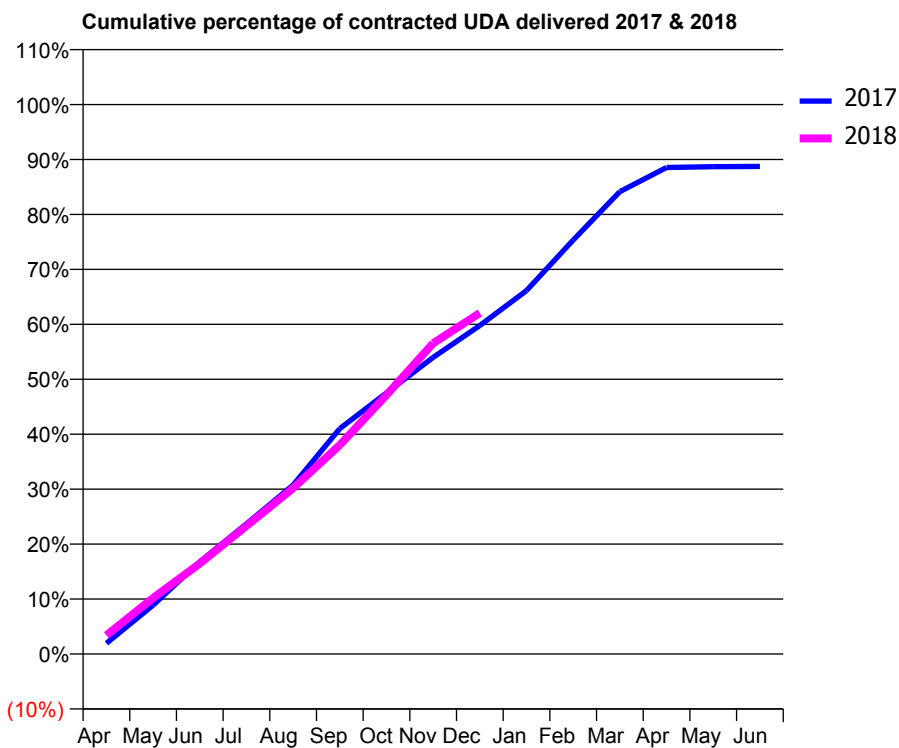
17/18 Contracted general activity (UDA)	11,000
Carry forward general activity (UDA)	0
17/18 Contracted orthodontic activity (UOA)	0
Carry forward orthodontic activity (UOA)	0
Baseline contract value	£275,699.60

ACCESS*

Patients seen in 24 months	Total	Change since previous quarter
Quarter ending December 2016	3,275	
Quarter ending March 2017	3,217	↓
Quarter ending June 2017	3,159	↓
Quarter ending September 2017	3,118	↓
Quarter ending December 2017	3,137	→
Variance since December 2016	(4.2%)	↓



ACTIVITY



Month	Adjusted Scheduled Activity (UDA)	
	2017	2018
April	214	374
May	979	1,122
June	1,845	1,811
July	2,607	2,564
August	3,383	3,319
September	4,511	4,184
October	5,228	5,185
November	5,939	6,221
December	6,576	6,827
January	7,276	
February	8,286	
March	9,256	
April	9,740	
May	9,755	
June	9,759	

QUALITY

	Quantity	Base Number	Contract	AT	Region	England
% of FP17s for the same patient ID Re-attending within 3 months - Children	25	376	6.6%	11.0%	11.8%	12.0%
% of FP17s for the same patient ID Re-attending within 3 months - Adults	275	2,067	13.3%	14.5%	15.3%	15.9%
% of FP17s for the same patient ID Re-attending between 3 & 9 months - Children	102	376	27.1%	56.7%	59.1%	58.0%
% of FP17s for the same patient ID Re-attending between 3 & 9 months - Adults	660	2,067	31.9%	48.2%	51.5%	50.5%
% of FP17s for Band 1 Urgent Courses	253	2,315	10.9%	8.6%	8.0%	9.0%
% of FP17s Relating to Free Repair or Replacements	5	2,315	0.2%	0.7%	0.8%	0.8%
% of FP17s Relating to Continuations	17	2,315	0.7%	0.9%	1.1%	1.1%
% of Patients satisfied with the dentistry they have received	11	12	91.7%	91.1%	91.6%	91.5%
% of Patients satisfied with the time they had to wait for an appointment	11	12	91.7%	86.8%	88.3%	87.9%

* This is based on patients treated on this contract for their most recent course of treatment. Figures in italics indicate the base number of FP17s or Patient Questionnaire responses are less than 100. N/A is shown where the base number of responses is less than 10 during the period. % is calculated as Quantity/Base number*100

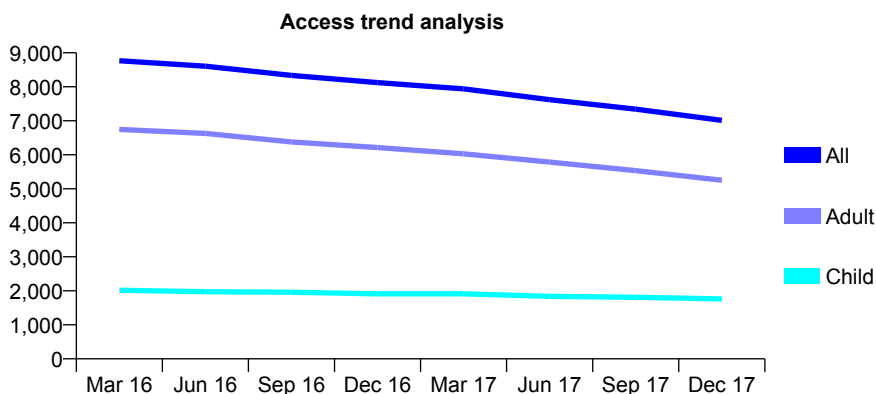
Q58 - Vital Signs At a Glance Contract Report for 167045/0001 - December 2017

Name or company name	QUALITY DENTAL CARE LIMITED
Contract type name	GDS Contract
Purpose of contract	General and Orthodontic
Contract start date	05/02/2008
Contract end date	

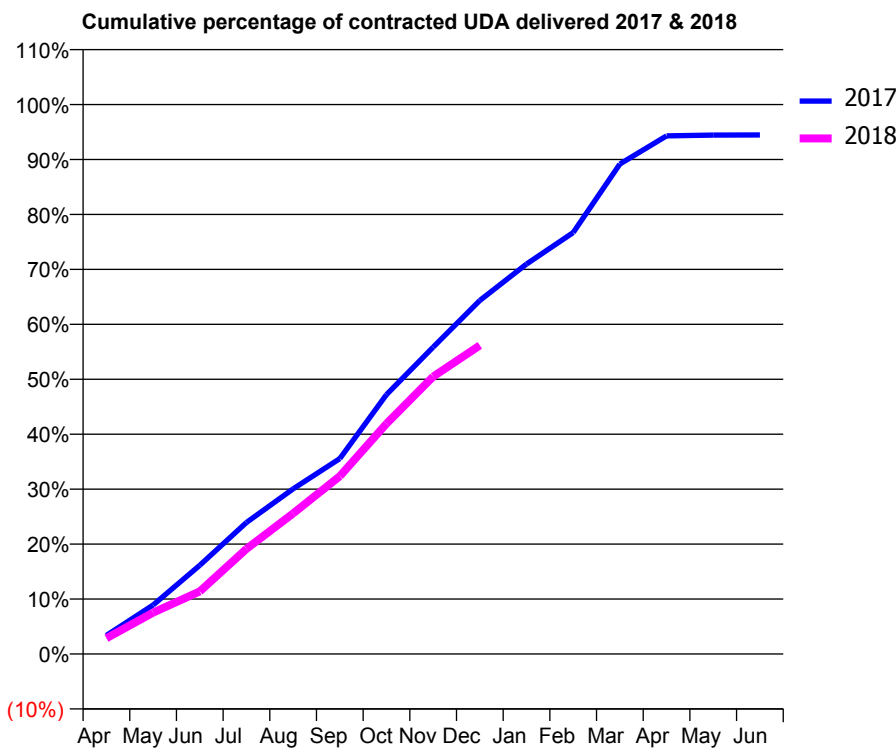
17/18 Contracted general activity (UDA)	18,500
Carry forward general activity (UDA)	0
17/18 Contracted orthodontic activity (UOA)	4,389
Carry forward orthodontic activity (UOA)	0
Baseline contract value	£708,904.14

ACCESS*

Patients seen in 24 months	Total	Change since previous quarter
Quarter ending December 2016	8,124	
Quarter ending March 2017	7,940	↓
Quarter ending June 2017	7,623	↓
Quarter ending September 2017	7,344	↓
Quarter ending December 2017	7,015	↓
Variance since December 2016	(13.7%)	↓



ACTIVITY



Month	Adjusted Scheduled Activity (UDA)	
	2017	2018
April	626	530
May	1,649	1,394
June	2,989	2,106
July	4,430	3,542
August	5,559	4,733
September	6,580	5,985
October	8,733	7,754
November	10,331	9,339
December	11,905	10,392
January	13,127	
February	14,189	
March	16,498	
April	17,442	
May	17,469	
June	17,473	

QUALITY

	Quantity	Base Number	Contract	AT	Region	England
% of FP17s for the same patient ID Re-attending within 3 months - Children	138	1,603	8.6%	11.0%	11.8%	12.0%
% of FP17s for the same patient ID Re-attending within 3 months - Adults	681	4,032	16.9%	14.5%	15.3%	15.9%
% of FP17s for the same patient ID Re-attending between 3 & 9 months - Children	535	1,603	33.4%	56.7%	59.1%	58.0%
% of FP17s for the same patient ID Re-attending between 3 & 9 months - Adults	1,543	4,032	38.3%	48.2%	51.5%	50.5%
% of FP17s for Band 1 Urgent Courses	486	4,873	10.0%	8.6%	8.0%	9.0%
% of FP17s Relating to Free Repair or Replacements	88	4,873	1.8%	0.7%	0.8%	0.8%
% of FP17s Relating to Continuations	20	4,873	0.4%	0.9%	1.1%	1.1%
% of Patients satisfied with the dentistry they have received	9	11	81.8%	91.1%	91.6%	91.5%
% of Patients satisfied with the time they had to wait for an appointment	8	11	72.7%	86.8%	88.3%	87.9%

* This is based on patients treated on this contract for their most recent course of treatment. Figures in italics indicate the base number of FP17s or Patient Questionnaire responses are less than 100. N/A is shown where the base number of responses is less than 10 during the period. % is calculated as Quantity/Base number*100

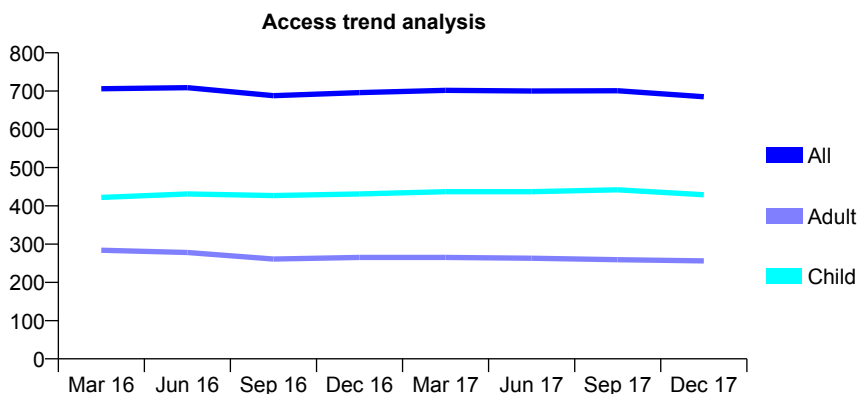
Q58 - Vital Signs At a Glance Contract Report for 167703/0001 - December 2017

Name or company name	Red House Dental
Contract type name	GDS Contract
Purpose of contract	General
Contract start date	01/12/2011
Contract end date	

17/18 Contracted general activity (UDA)	1,668
Carry forward general activity (UDA)	57
17/18 Contracted orthodontic activity (UOA)	0
Carry forward orthodontic activity (UOA)	0
Baseline contract value	£40,854.18

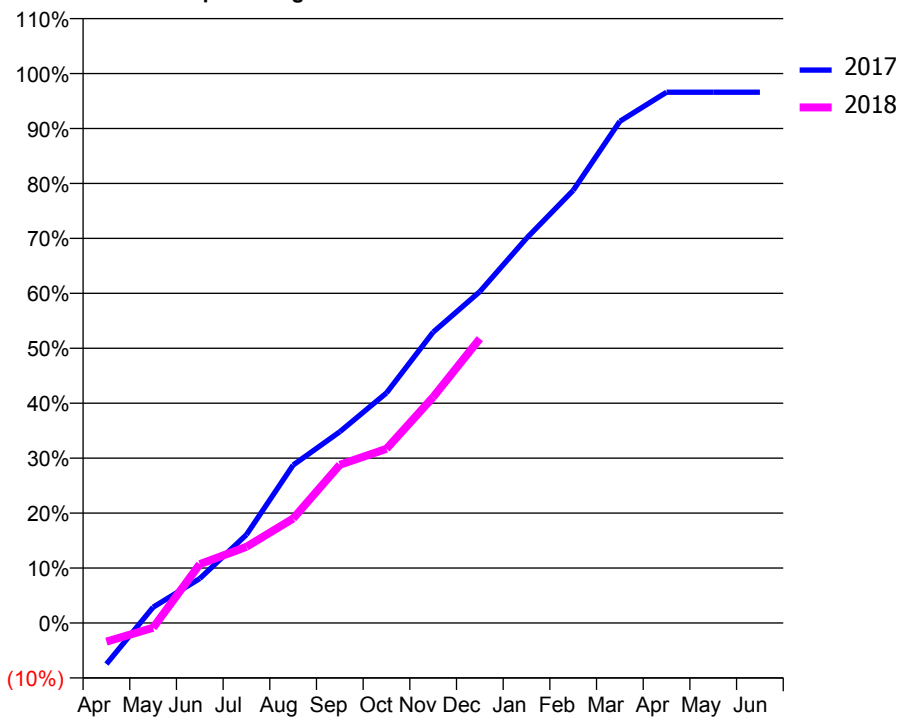
ACCESS*

Patients seen in 24 months	Total	Change since previous quarter
Quarter ending December 2016	696	
Quarter ending March 2017	702	→
Quarter ending June 2017	700	→
Quarter ending September 2017	701	→
Quarter ending December 2017	685	↓
Variance since December 2016	(1.6%)	↓



ACTIVITY

Cumulative percentage of contracted UDA delivered 2017 & 2018



Month	Adjusted Scheduled Activity (UDA)	
	2017	2018
April	-125	-57
May	48	-15
June	135	179
July	268	231
August	479	317
September	581	480
October	699	529
November	883	686
December	1,006	863
January	1,168	
February	1,313	
March	1,523	
April	1,611	
May	1,611	
June	1,611	

QUALITY

	Quantity	Base Number	Contract	AT	Region	England
% of FP17s for the same patient ID Re-attending within 3 months - Children	35	457	7.7%	11.0%	11.8%	12.0%
% of FP17s for the same patient ID Re-attending within 3 months - Adults	35	237	14.8%	14.5%	15.3%	15.9%
% of FP17s for the same patient ID Re-attending between 3 & 9 months - Children	282	457	61.7%	56.7%	59.1%	58.0%
% of FP17s for the same patient ID Re-attending between 3 & 9 months - Adults	150	237	63.3%	48.2%	51.5%	50.5%
% of FP17s for Band 1 Urgent Courses	15	639	2.3%	8.6%	8.0%	9.0%
% of FP17s Relating to Free Repair or Replacements	1	639	0.2%	0.7%	0.8%	0.8%
% of FP17s Relating to Continuations	16	639	2.5%	0.9%	1.1%	1.1%
% of Patients satisfied with the dentistry they have received	2	2	N/A	91.1%	91.6%	91.5%
% of Patients satisfied with the time they had to wait for an appointment	2	2	N/A	86.8%	88.3%	87.9%

* This is based on patients treated on this contract for their most recent course of treatment. Figures in italics indicate the base number of FP17s or Patient Questionnaire responses are less than 100. N/A is shown where the base number of responses is less than 10 during the period. % is calculated as Quantity/Base number*100

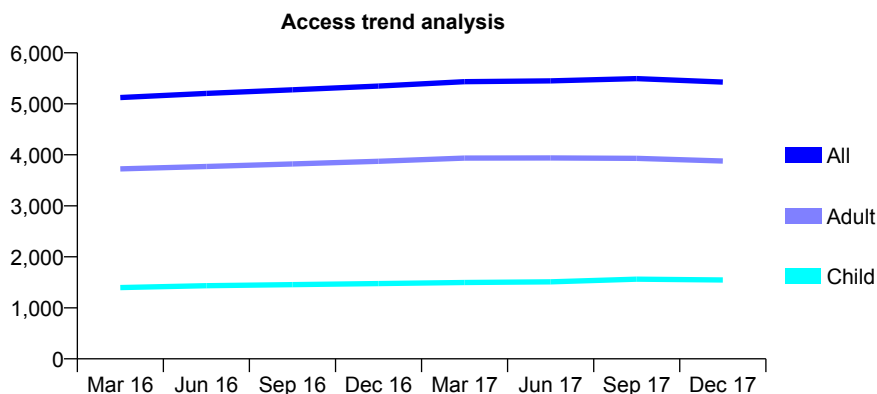
Q58 - Vital Signs At a Glance Contract Report for 168335/0001 - December 2017

Name or company name	Darius G-Sair & Associates Limited
Contract type name	GDS Contract
Purpose of contract	General
Contract start date	01/04/2009
Contract end date	

17/18 Contracted general activity (UDA)	18,357
Carry forward general activity (UDA)	206
17/18 Contracted orthodontic activity (UOA)	0
Carry forward orthodontic activity (UOA)	0
Baseline contract value	£541,492.66

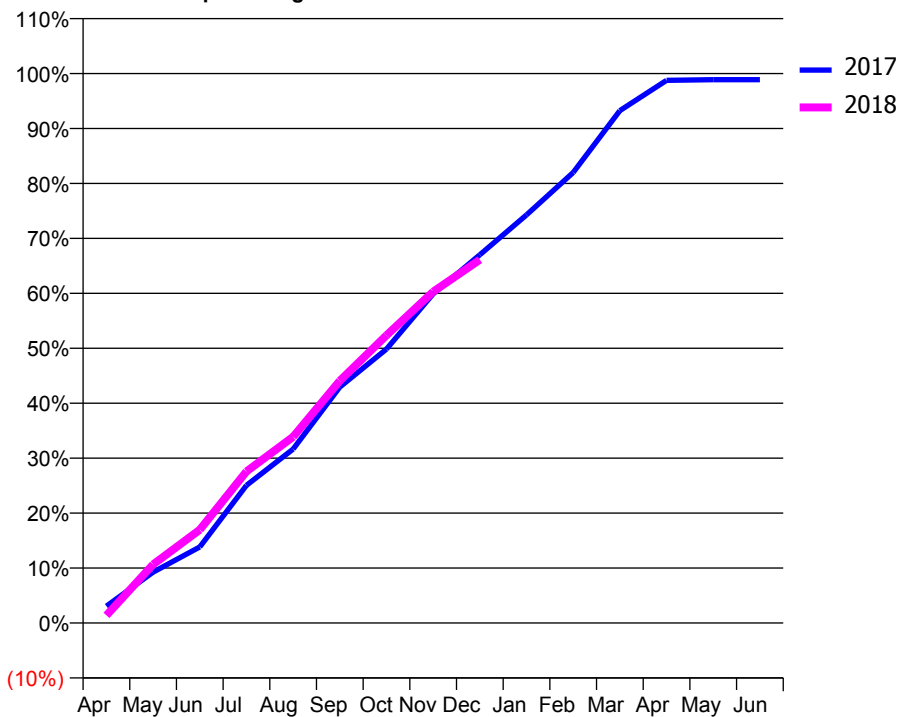
ACCESS*

Patients seen in 24 months	Total	Change since previous quarter
Quarter ending December 2016	5,347	
Quarter ending March 2017	5,435	→
Quarter ending June 2017	5,450	→
Quarter ending September 2017	5,494	→
Quarter ending December 2017	5,425	↓
Variance since December 2016	1.5%	→



ACTIVITY

Cumulative percentage of contracted UDA delivered 2017 & 2018



Month	Adjusted Scheduled Activity (UDA)	
	2017	2018
April	565	257
May	1,699	1,957
June	2,543	3,117
July	4,601	5,063
August	5,812	6,219
September	7,882	8,091
October	9,150	9,612
November	10,996	11,067
December	12,303	12,136
January	13,634	
February	15,051	
March	17,116	
April	18,130	
May	18,152	
June	18,152	

QUALITY

	Quantity	Base Number	Contract	AT	Region	England
% of FP17s for the same patient ID Re-attending within 3 months - Children	231	1,686	13.7%	11.0%	11.8%	12.0%
% of FP17s for the same patient ID Re-attending within 3 months - Adults	703	3,822	18.4%	14.5%	15.3%	15.9%
% of FP17s for the same patient ID Re-attending between 3 & 9 months - Children	922	1,686	54.7%	56.7%	59.1%	58.0%
% of FP17s for the same patient ID Re-attending between 3 & 9 months - Adults	1,880	3,822	49.2%	48.2%	51.5%	50.5%
% of FP17s for Band 1 Urgent Courses	839	5,168	16.2%	8.6%	8.0%	9.0%
% of FP17s Relating to Free Repair or Replacements	66	5,168	1.3%	0.7%	0.8%	0.8%
% of FP17s Relating to Continuations	32	5,168	0.6%	0.9%	1.1%	1.1%
% of Patients satisfied with the dentistry they have received	3	3	N/A	91.1%	91.6%	91.5%
% of Patients satisfied with the time they had to wait for an appointment	3	3	N/A	86.8%	88.3%	87.9%

* This is based on patients treated on this contract for their most recent course of treatment. Figures in italics indicate the base number of FP17s or Patient Questionnaire responses are less than 100. N/A is shown where the base number of responses is less than 10 during the period. % is calculated as Quantity/Base number*100

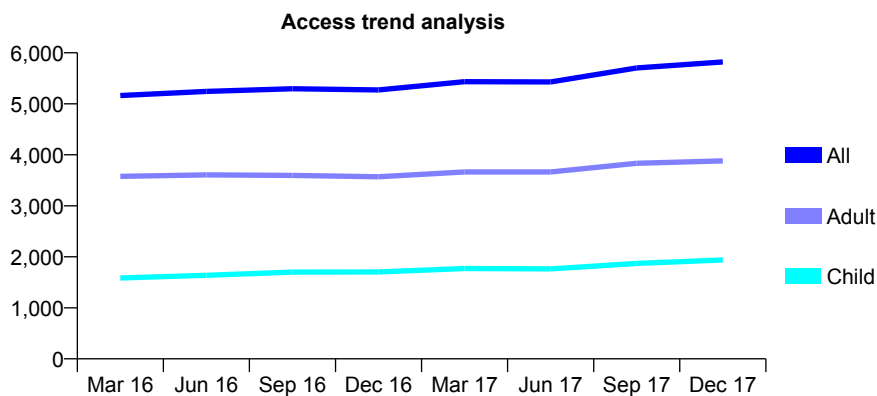
Q58 - Vital Signs At a Glance Contract Report for 168343/0001 - December 2017

Name or company name	INSPIRE DENTAL CARE
Contract type name	GDS Contract
Purpose of contract	General
Contract start date	01/02/2008
Contract end date	

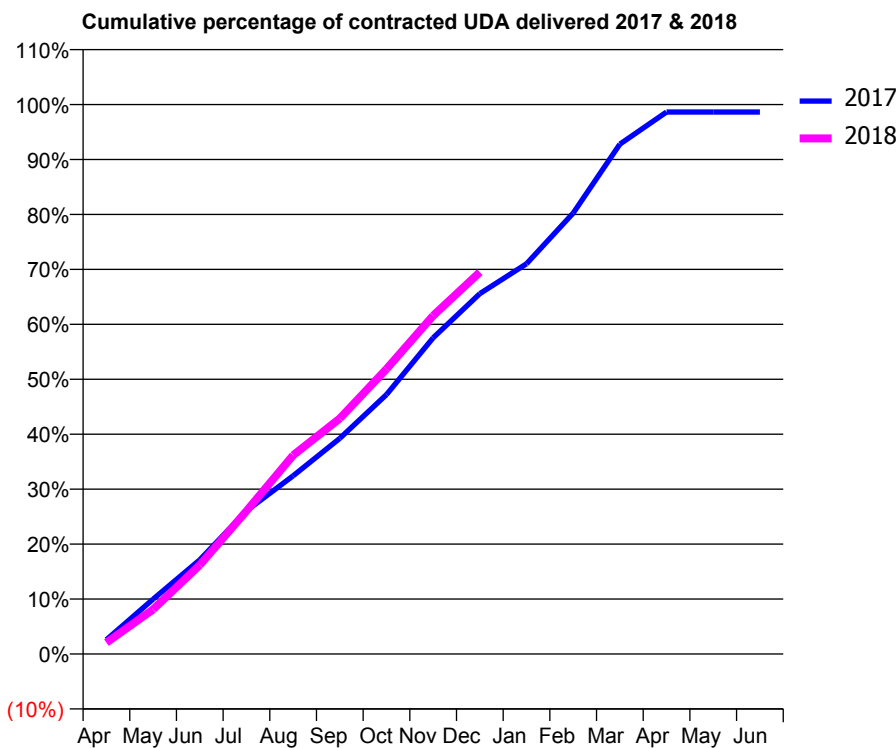
17/18 Contracted general activity (UDA)	17,816
Carry forward general activity (UDA)	242
17/18 Contracted orthodontic activity (UOA)	0
Carry forward orthodontic activity (UOA)	0
Baseline contract value	£435,782.42

ACCESS*

Patients seen in 24 months	Total	Change since previous quarter
Quarter ending December 2016	5,273	
Quarter ending March 2017	5,433	↑
Quarter ending June 2017	5,428	→
Quarter ending September 2017	5,704	↑
Quarter ending December 2017	5,820	↑
Variance since December 2016	10.4%	↑



ACTIVITY



Month	Adjusted Scheduled Activity (UDA)	
	2017	2018
April	465	368
May	1,779	1,444
June	3,054	2,884
July	4,640	4,637
August	5,778	6,446
September	6,993	7,639
October	8,412	9,242
November	10,252	10,972
December	11,683	12,378
January	12,652	
February	14,295	
March	16,531	
April	17,574	
May	17,574	
June	17,574	

QUALITY

	Quantity	Base Number	Contract	AT	Region	England
% of FP17s for the same patient ID Re-attending within 3 months - Children	117	1,828	6.4%	11.0%	11.8%	12.0%
% of FP17s for the same patient ID Re-attending within 3 months - Adults	364	3,306	11.0%	14.5%	15.3%	15.9%
% of FP17s for the same patient ID Re-attending between 3 & 9 months - Children	800	1,828	43.8%	56.7%	59.1%	58.0%
% of FP17s for the same patient ID Re-attending between 3 & 9 months - Adults	1,201	3,306	36.3%	48.2%	51.5%	50.5%
% of FP17s for Band 1 Urgent Courses	297	4,807	6.2%	8.6%	8.0%	9.0%
% of FP17s Relating to Free Repair or Replacements	49	4,807	1.0%	0.7%	0.8%	0.8%
% of FP17s Relating to Continuations	47	4,807	1.0%	0.9%	1.1%	1.1%
% of Patients satisfied with the dentistry they have received	4	4	N/A	91.1%	91.6%	91.5%
% of Patients satisfied with the time they had to wait for an appointment	3	4	N/A	86.8%	88.3%	87.9%

* This is based on patients treated on this contract for their most recent course of treatment. Figures in italics indicate the base number of FP17s or Patient Questionnaire responses are less than 100. N/A is shown where the base number of responses is less than 10 during the period. % is calculated as Quantity/Base number*100

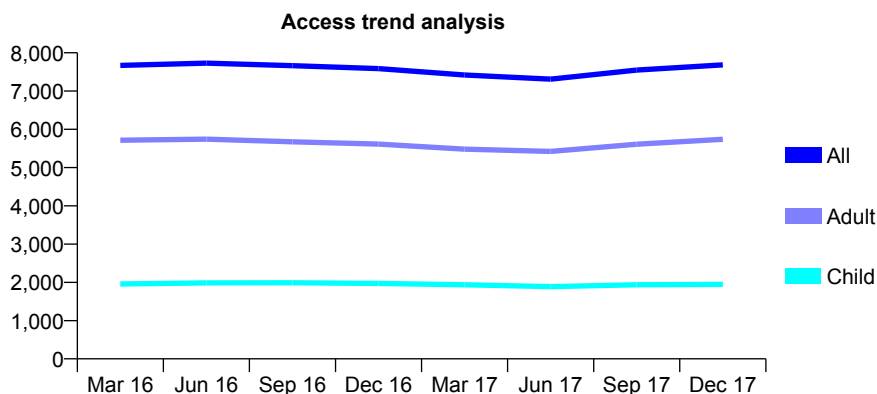
Q58 - Vital Signs At a Glance Contract Report for 169471/0001 - December 2017

Name or company name	Sawbridgeworth Dental Practice Limited
Contract type name	GDS Contract
Purpose of contract	General
Contract start date	01/04/2009
Contract end date	

17/18 Contracted general activity (UDA)	18,155
Carry forward general activity (UDA)	328
17/18 Contracted orthodontic activity (UOA)	0
Carry forward orthodontic activity (UOA)	0
Baseline contract value	£444,021.70

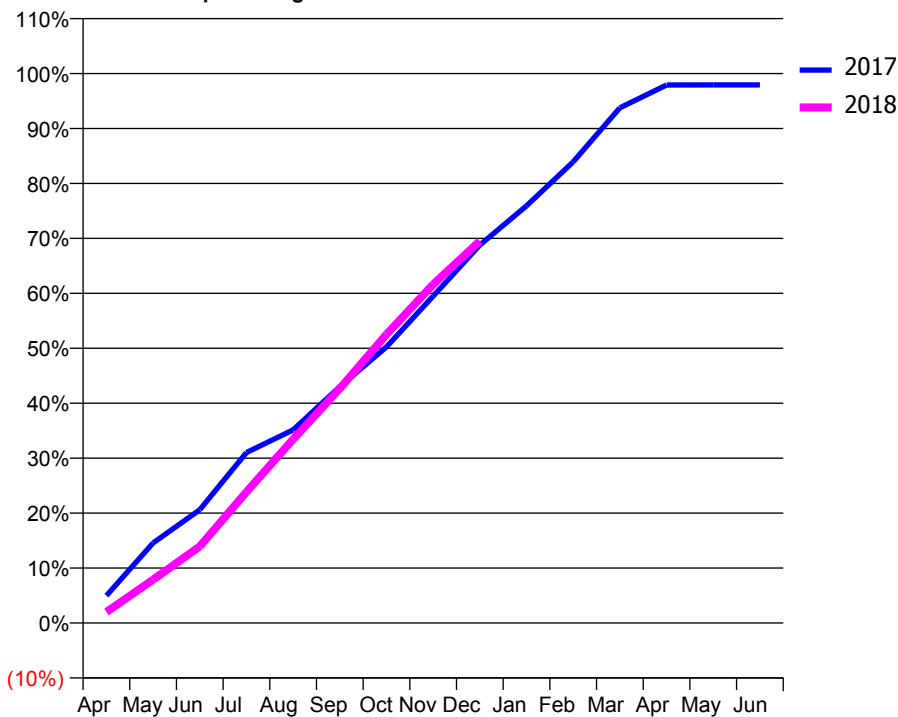
ACCESS*

Patients seen in 24 months	Total	Change since previous quarter
Quarter ending December 2016	7,586	
Quarter ending March 2017	7,421	↓
Quarter ending June 2017	7,310	↓
Quarter ending September 2017	7,548	↑
Quarter ending December 2017	7,684	→
Variance since December 2016	1.3%	→



ACTIVITY

Cumulative percentage of contracted UDA delivered 2017 & 2018



Month	Adjusted Scheduled Activity (UDA)	
	2017	2018
April	789	364
May	2,312	1,432
June	3,268	2,530
July	4,919	4,334
August	5,572	6,073
September	6,821	7,748
October	7,968	9,538
November	9,433	11,186
December	10,906	12,622
January	12,039	
February	13,305	
March	14,867	
April	15,524	
May	15,527	
June	15,527	

QUALITY

	Quantity	Base Number	Contract	AT	Region	England
% of FP17s for the same patient ID Re-attending within 3 months - Children	132	1,921	6.9%	11.0%	11.8%	12.0%
% of FP17s for the same patient ID Re-attending within 3 months - Adults	854	5,340	16.0%	14.5%	15.3%	15.9%
% of FP17s for the same patient ID Re-attending between 3 & 9 months - Children	988	1,921	51.4%	56.7%	59.1%	58.0%
% of FP17s for the same patient ID Re-attending between 3 & 9 months - Adults	1,990	5,340	37.3%	48.2%	51.5%	50.5%
% of FP17s for Band 1 Urgent Courses	795	6,944	11.4%	8.6%	8.0%	9.0%
% of FP17s Relating to Free Repair or Replacements	58	6,944	0.8%	0.7%	0.8%	0.8%
% of FP17s Relating to Continuations	131	6,944	1.9%	0.9%	1.1%	1.1%
% of Patients satisfied with the dentistry they have received	7	7	N/A	91.1%	91.6%	91.5%
% of Patients satisfied with the time they had to wait for an appointment	6	7	N/A	86.8%	88.3%	87.9%

* This is based on patients treated on this contract for their most recent course of treatment. Figures in italics indicate the base number of FP17s or Patient Questionnaire responses are less than 100. N/A is shown where the base number of responses is less than 10 during the period. % is calculated as Quantity/Base number*100

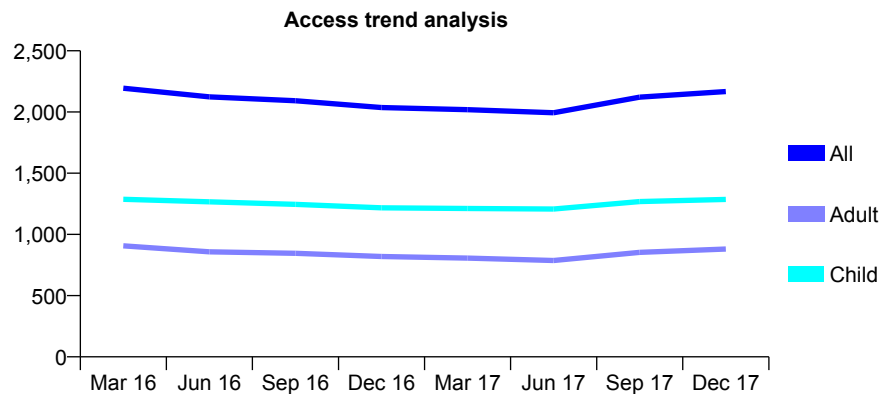
Q58 - Vital Signs At a Glance Contract Report for 169684/0001 - December 2017

Name or company name	Beehive Dental Practice
Contract type name	GDS Contract
Purpose of contract	General
Contract start date	01/04/2006
Contract end date	

17/18 Contracted general activity (UDA)	7,550
Carry forward general activity (UDA)	0
17/18 Contracted orthodontic activity (UOA)	0
Carry forward orthodontic activity (UOA)	0
Baseline contract value	£184,083.64

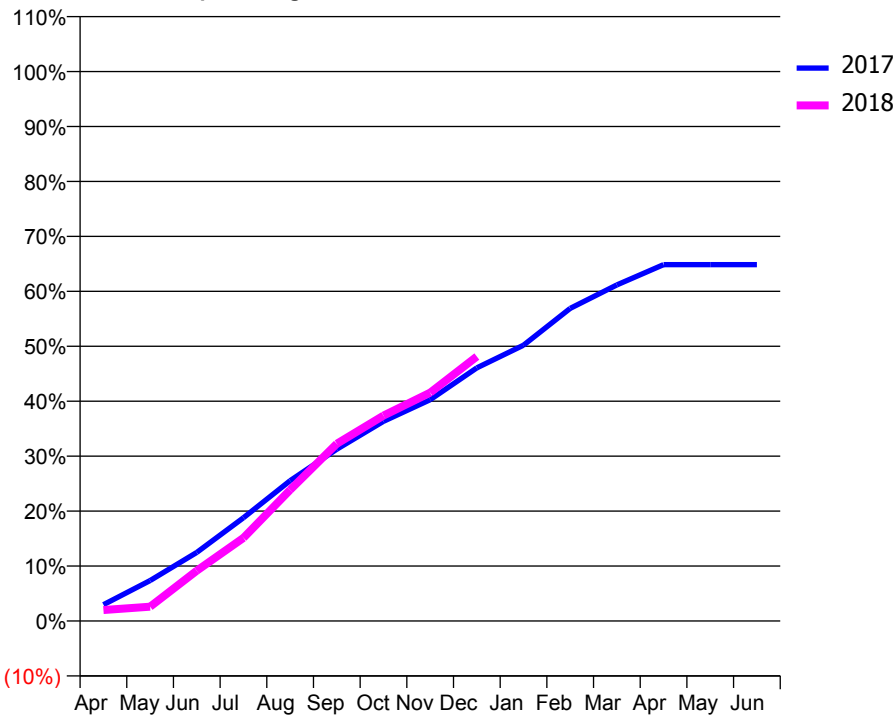
ACCESS*

Patients seen in 24 months	Total	Change since previous quarter
Quarter ending December 2016	2,037	
Quarter ending March 2017	2,019	→
Quarter ending June 2017	1,994	↓
Quarter ending September 2017	2,122	↑
Quarter ending December 2017	2,167	↑
Variance since December 2016	6.4%	↑



ACTIVITY

Cumulative percentage of contracted UDA delivered 2017 & 2018



Month	Adjusted Scheduled Activity (UDA)	
	2017	2018
April	225	150
May	556	198
June	943	692
July	1,420	1,142
August	1,929	1,802
September	2,361	2,435
October	2,744	2,823
November	3,040	3,138
December	3,478	3,634
January	3,790	
February	4,296	
March	4,618	
April	4,896	
May	4,896	
June	4,896	

QUALITY

	Quantity	Base Number	Contract	AT	Region	England
% of FP17s for the same patient ID Re-attending within 3 months - Children	87	1,594	5.5%	11.0%	11.8%	12.0%
% of FP17s for the same patient ID Re-attending within 3 months - Adults	121	772	15.7%	14.5%	15.3%	15.9%
% of FP17s for the same patient ID Re-attending between 3 & 9 months - Children	1,029	1,594	64.6%	56.7%	59.1%	58.0%
% of FP17s for the same patient ID Re-attending between 3 & 9 months - Adults	345	772	44.7%	48.2%	51.5%	50.5%
% of FP17s for Band 1 Urgent Courses	178	2,204	8.1%	8.6%	8.0%	9.0%
% of FP17s Relating to Free Repair or Replacements	1	2,204	0.0%	0.7%	0.8%	0.8%
% of FP17s Relating to Continuations	23	2,204	1.0%	0.9%	1.1%	1.1%
% of Patients satisfied with the dentistry they have received	0	0	N/A	91.1%	91.6%	91.5%
% of Patients satisfied with the time they had to wait for an appointment	0	0	N/A	86.8%	88.3%	87.9%

* This is based on patients treated on this contract for their most recent course of treatment. Figures in italics indicate the base number of FP17s or Patient Questionnaire responses are less than 100. N/A is shown where the base number of responses is less than 10 during the period. % is calculated as Quantity/Base number*100

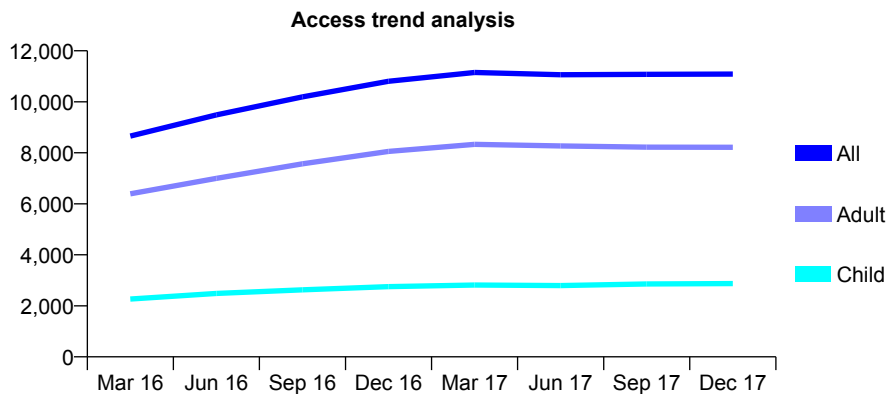
Q58 - Vital Signs At a Glance Contract Report for 170518/0001 - December 2017

Name or company name	Pondental Surgery
Contract type name	GDS Contract
Purpose of contract	General
Contract start date	01/03/2015
Contract end date	

17/18 Contracted general activity (UDA)	38,927
Carry forward general activity (UDA)	0
17/18 Contracted orthodontic activity (UOA)	0
Carry forward orthodontic activity (UOA)	0
Baseline contract value	£866,261.46

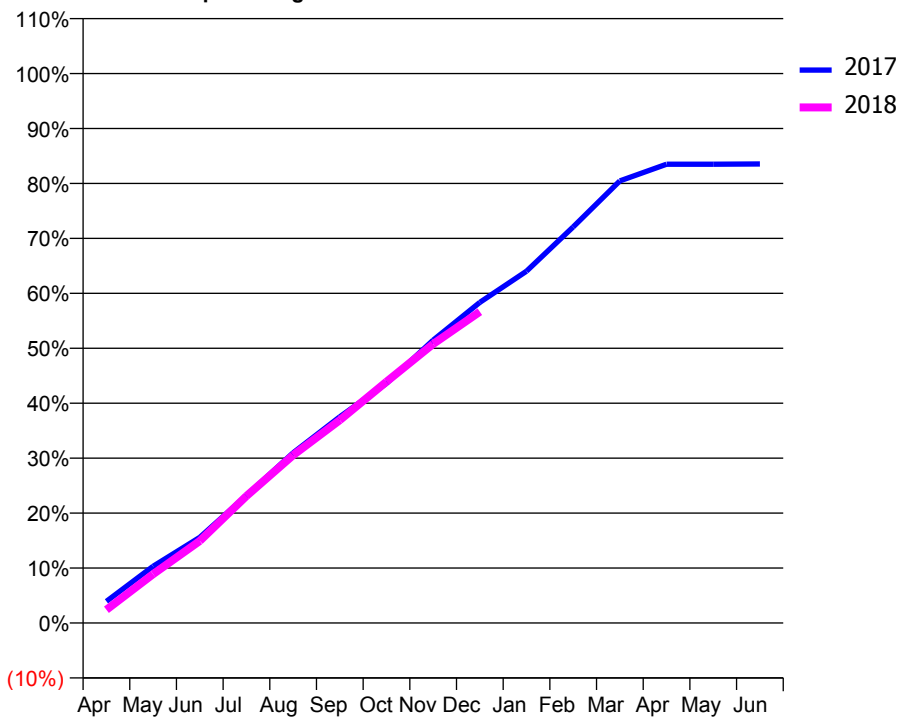
ACCESS*

Patients seen in 24 months	Total	Change since previous quarter
Quarter ending December 2016	10,806	
Quarter ending March 2017	11,149	↑
Quarter ending June 2017	11,064	→
Quarter ending September 2017	11,077	→
Quarter ending December 2017	11,089	→
Variance since December 2016	2.6%	↑



ACTIVITY

Cumulative percentage of contracted UDA delivered 2017 & 2018



Month	Adjusted Scheduled Activity (UDA)	
	2017	2018
April	1,539	939
May	4,015	3,465
June	6,065	5,816
July	9,037	8,996
August	12,057	11,891
September	14,613	14,368
October	16,983	17,098
November	20,043	19,766
December	22,710	22,056
January	24,927	
February	28,056	
March	31,324	
April	32,500	
May	32,500	
June	32,519	

QUALITY

	Quantity	Base Number	Contract	AT	Region	England
% of FP17s for the same patient ID Re-attending within 3 months - Children	143	2,954	4.8%	11.0%	11.8%	12.0%
% of FP17s for the same patient ID Re-attending within 3 months - Adults	826	7,488	11.0%	14.5%	15.3%	15.9%
% of FP17s for the same patient ID Re-attending between 3 & 9 months - Children	1,543	2,954	52.2%	56.7%	59.1%	58.0%
% of FP17s for the same patient ID Re-attending between 3 & 9 months - Adults	3,364	7,488	44.9%	48.2%	51.5%	50.5%
% of FP17s for Band 1 Urgent Courses	747	9,906	7.5%	8.6%	8.0%	9.0%
% of FP17s Relating to Free Repair or Replacements	74	9,906	0.7%	0.7%	0.8%	0.8%
% of FP17s Relating to Continuations	118	9,906	1.2%	0.9%	1.1%	1.1%
% of Patients satisfied with the dentistry they have received	8	9	N/A	91.1%	91.6%	91.5%
% of Patients satisfied with the time they had to wait for an appointment	9	9	N/A	86.8%	88.3%	87.9%

* This is based on patients treated on this contract for their most recent course of treatment. Figures in italics indicate the base number of FP17s or Patient Questionnaire responses are less than 100. N/A is shown where the base number of responses is less than 10 during the period. % is calculated as Quantity/Base number*100

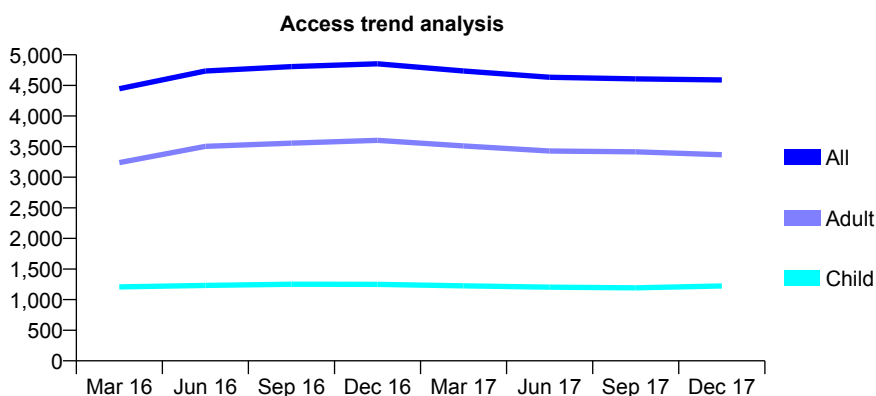
Q58 - Vital Signs At a Glance Contract Report for 171042/0001 - December 2017

Name or company name	Mr M Eyrumlu and Mr A Eyrumlu
Contract type name	GDS Contract
Purpose of contract	General
Contract start date	01/06/2014
Contract end date	

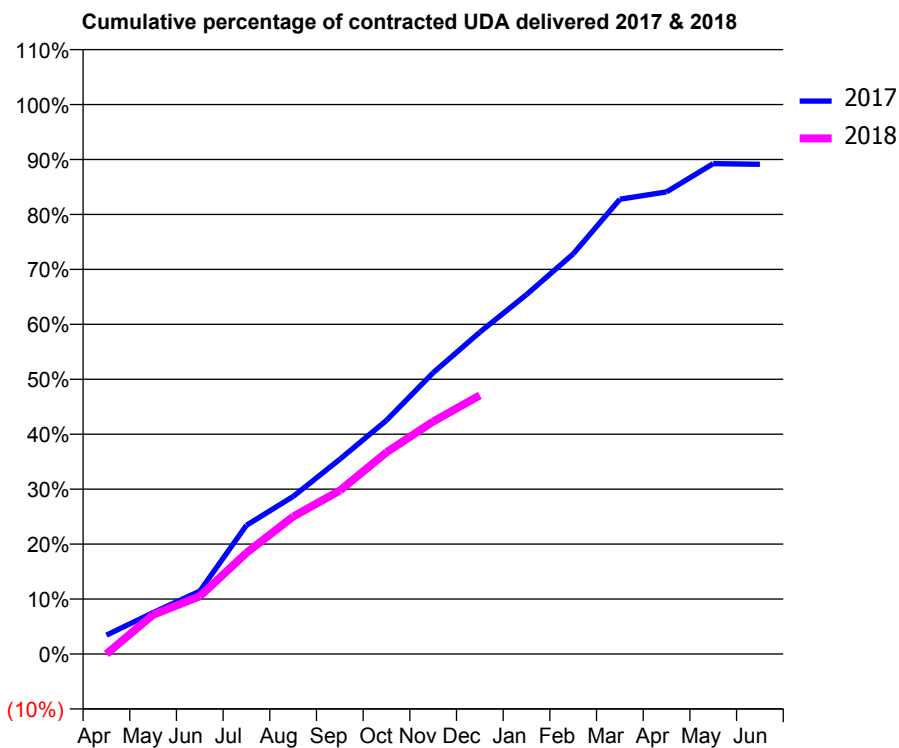
17/18 Contracted general activity (UDA)	21,768
Carry forward general activity (UDA)	0
17/18 Contracted orthodontic activity (UOA)	0
Carry forward orthodontic activity (UOA)	0
Baseline contract value	£534,345.71

ACCESS*

Patients seen in 24 months	Total	Change since previous quarter
Quarter ending December 2016	4,852	
Quarter ending March 2017	4,736	↓
Quarter ending June 2017	4,632	↓
Quarter ending September 2017	4,606	→
Quarter ending December 2017	4,590	→
Variance since December 2016	(5.4%)	↓



ACTIVITY



Month	Adjusted Scheduled Activity (UDA)	
	2017	2018
April	745	0
May	1,642	1,554
June	2,489	2,287
July	5,099	4,004
August	6,242	5,445
September	7,717	6,475
October	9,260	7,990
November	11,143	9,210
December	12,748	10,247
January	14,236	
February	15,849	
March	18,013	
April	18,306	
May	19,427	
June	19,400	

QUALITY

	Quantity	Base Number	Contract	AT	Region	England
% of FP17s for the same patient ID Re-attending within 3 months - Children	102	1,200	8.5%	11.0%	11.8%	12.0%
% of FP17s for the same patient ID Re-attending within 3 months - Adults	503	3,043	16.5%	14.5%	15.3%	15.9%
% of FP17s for the same patient ID Re-attending between 3 & 9 months - Children	630	1,200	52.5%	56.7%	59.1%	58.0%
% of FP17s for the same patient ID Re-attending between 3 & 9 months - Adults	1,392	3,043	45.7%	48.2%	51.5%	50.5%
% of FP17s for Band 1 Urgent Courses	365	3,806	9.6%	8.6%	8.0%	9.0%
% of FP17s Relating to Free Repair or Replacements	65	3,806	1.7%	0.7%	0.8%	0.8%
% of FP17s Relating to Continuations	125	3,806	3.3%	0.9%	1.1%	1.1%
% of Patients satisfied with the dentistry they have received	6	6	N/A	91.1%	91.6%	91.5%
% of Patients satisfied with the time they had to wait for an appointment	6	6	N/A	86.8%	88.3%	87.9%

* This is based on patients treated on this contract for their most recent course of treatment. Figures in italics indicate the base number of FP17s or Patient Questionnaire responses are less than 100. N/A is shown where the base number of responses is less than 10 during the period. % is calculated as Quantity/Base number*100

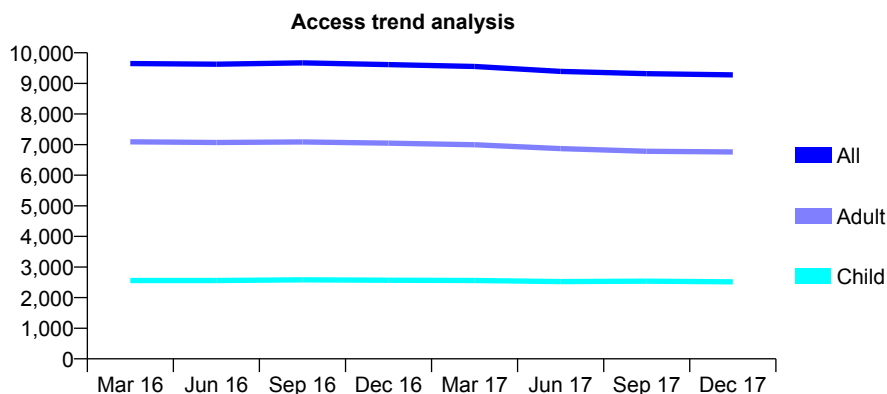
Q58 - Vital Signs At a Glance Contract Report for 171557/0001 - December 2017

Name or company name	Kletz and Sher
Contract type name	GDS Contract
Purpose of contract	General
Contract start date	01/04/2009
Contract end date	

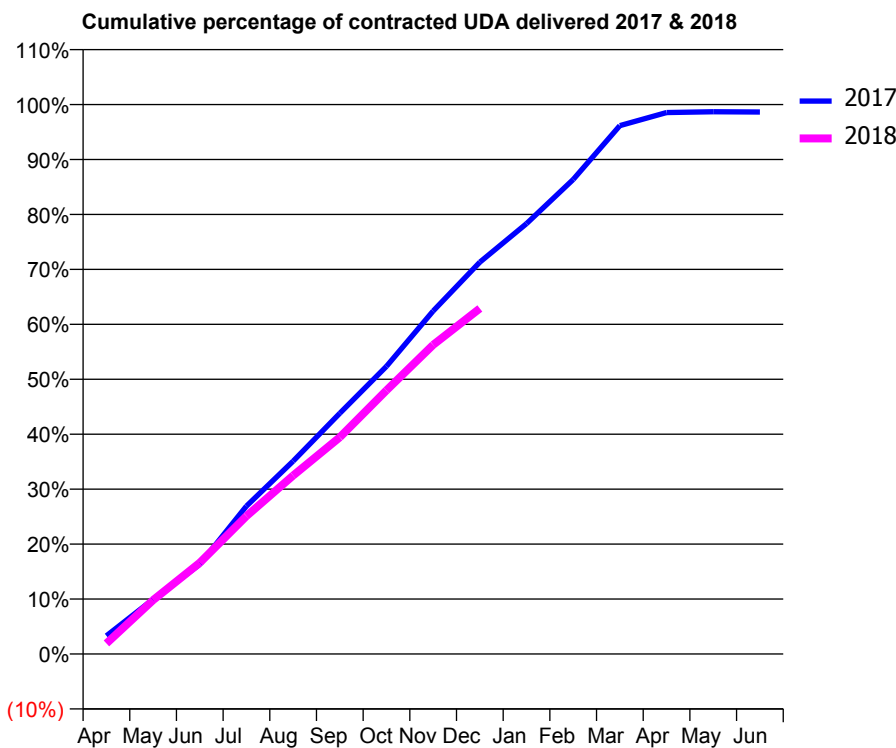
17/18 Contracted general activity (UDA)	23,797
Carry forward general activity (UDA)	326
17/18 Contracted orthodontic activity (UOA)	0
Carry forward orthodontic activity (UOA)	0
Baseline contract value	£582,187.66

ACCESS*

Patients seen in 24 months	Total	Change since previous quarter
Quarter ending December 2016	9,614	
Quarter ending March 2017	9,554	→
Quarter ending June 2017	9,394	↓
Quarter ending September 2017	9,320	→
Quarter ending December 2017	9,278	→
Variance since December 2016	(3.5%)	↓



ACTIVITY



Month	Adjusted Scheduled Activity (UDA)	
	2017	2018
April	789	458
May	2,371	2,338
June	3,886	3,954
July	6,408	5,973
August	8,352	7,728
September	10,429	9,385
October	12,460	11,419
November	14,857	13,387
December	16,968	14,963
January	18,635	
February	20,551	
March	22,882	
April	23,447	
May	23,481	
June	23,471	

QUALITY

	Quantity	Base Number	Contract	AT	Region	England
% of FP17s for the same patient ID Re-attending within 3 months - Children	144	2,591	5.6%	11.0%	11.8%	12.0%
% of FP17s for the same patient ID Re-attending within 3 months - Adults	736	5,905	12.5%	14.5%	15.3%	15.9%
% of FP17s for the same patient ID Re-attending between 3 & 9 months - Children	1,445	2,591	55.8%	56.7%	59.1%	58.0%
% of FP17s for the same patient ID Re-attending between 3 & 9 months - Adults	2,744	5,905	46.5%	48.2%	51.5%	50.5%
% of FP17s for Band 1 Urgent Courses	823	8,142	10.1%	8.6%	8.0%	9.0%
% of FP17s Relating to Free Repair or Replacements	55	8,142	0.7%	0.7%	0.8%	0.8%
% of FP17s Relating to Continuations	38	8,142	0.5%	0.9%	1.1%	1.1%
% of Patients satisfied with the dentistry they have received	8	8	N/A	91.1%	91.6%	91.5%
% of Patients satisfied with the time they had to wait for an appointment	8	8	N/A	86.8%	88.3%	87.9%

* This is based on patients treated on this contract for their most recent course of treatment. Figures in italics indicate the base number of FP17s or Patient Questionnaire responses are less than 100. N/A is shown where the base number of responses is less than 10 during the period. % is calculated as Quantity/Base number*100

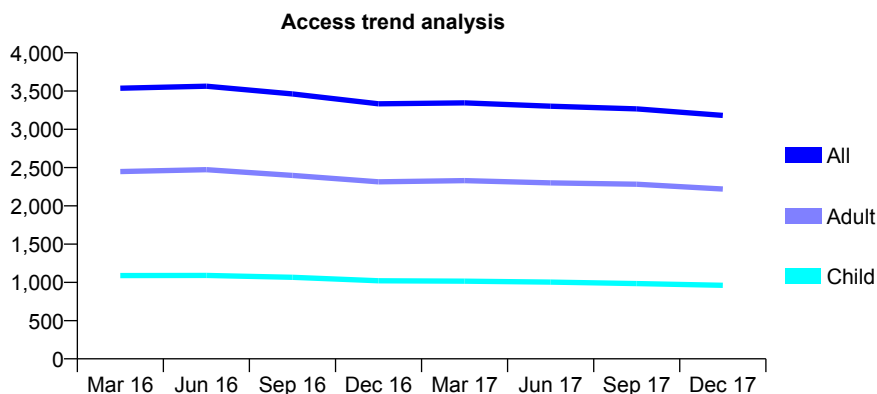
Q58 - Vital Signs At a Glance Contract Report for 171646/0001 - December 2017

Name or company name	The Dental Suite
Contract type name	GDS Contract
Purpose of contract	General
Contract start date	01/05/2014
Contract end date	

17/18 Contracted general activity (UDA)	8,937
Carry forward general activity (UDA)	0
17/18 Contracted orthodontic activity (UOA)	0
Carry forward orthodontic activity (UOA)	0
Baseline contract value	£245,229.79

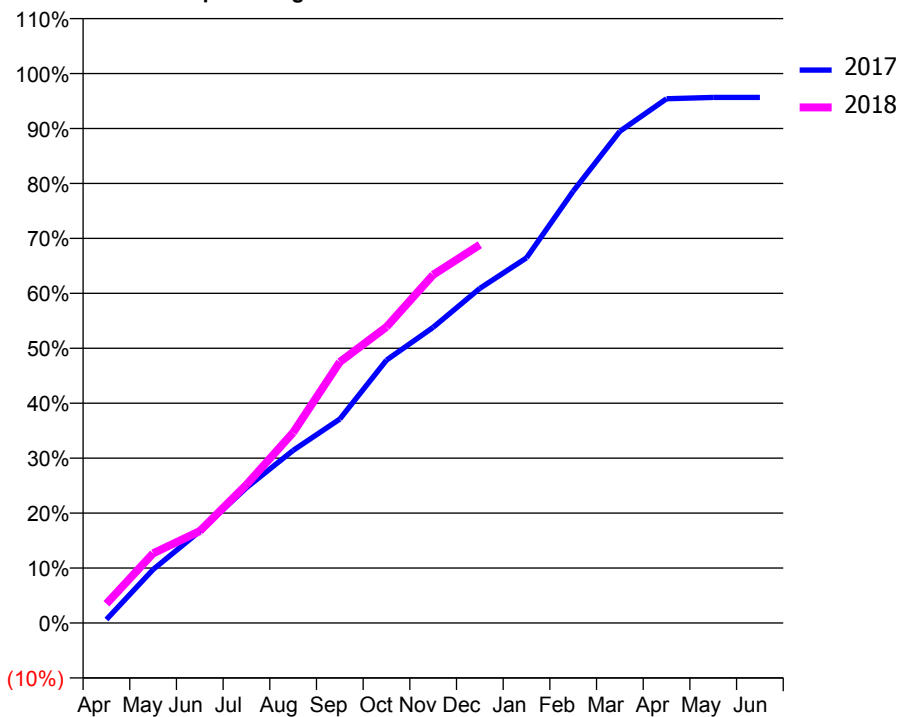
ACCESS*

Patients seen in 24 months	Total	Change since previous quarter
Quarter ending December 2016	3,333	
Quarter ending March 2017	3,345	→
Quarter ending June 2017	3,302	↓
Quarter ending September 2017	3,267	↓
Quarter ending December 2017	3,181	↓
Variance since December 2016	(4.6%)	↓



ACTIVITY

Cumulative percentage of contracted UDA delivered 2017 & 2018



Month	Adjusted Scheduled Activity (UDA)	
	2017	2018
April	58	313
May	870	1,134
June	1,493	1,496
July	2,200	2,249
August	2,808	3,098
September	3,317	4,245
October	4,276	4,815
November	4,809	5,664
December	5,443	6,152
January	5,940	
February	7,024	
March	7,998	
April	8,527	
May	8,547	
June	8,547	

QUALITY

	Quantity	Base Number	Contract	AT	Region	England
% of FP17s for the same patient ID Re-attending within 3 months - Children	57	1,056	5.4%	11.0%	11.8%	12.0%
% of FP17s for the same patient ID Re-attending within 3 months - Adults	255	2,132	12.0%	14.5%	15.3%	15.9%
% of FP17s for the same patient ID Re-attending between 3 & 9 months - Children	673	1,056	63.7%	56.7%	59.1%	58.0%
% of FP17s for the same patient ID Re-attending between 3 & 9 months - Adults	1,220	2,132	57.2%	48.2%	51.5%	50.5%
% of FP17s for Band 1 Urgent Courses	249	2,963	8.4%	8.6%	8.0%	9.0%
% of FP17s Relating to Free Repair or Replacements	48	2,963	1.6%	0.7%	0.8%	0.8%
% of FP17s Relating to Continuations	3	2,963	0.1%	0.9%	1.1%	1.1%
% of Patients satisfied with the dentistry they have received	5	7	N/A	91.1%	91.6%	91.5%
% of Patients satisfied with the time they had to wait for an appointment	6	7	N/A	86.8%	88.3%	87.9%

* This is based on patients treated on this contract for their most recent course of treatment. Figures in italics indicate the base number of FP17s or Patient Questionnaire responses are less than 100. N/A is shown where the base number of responses is less than 10 during the period. % is calculated as Quantity/Base number*100

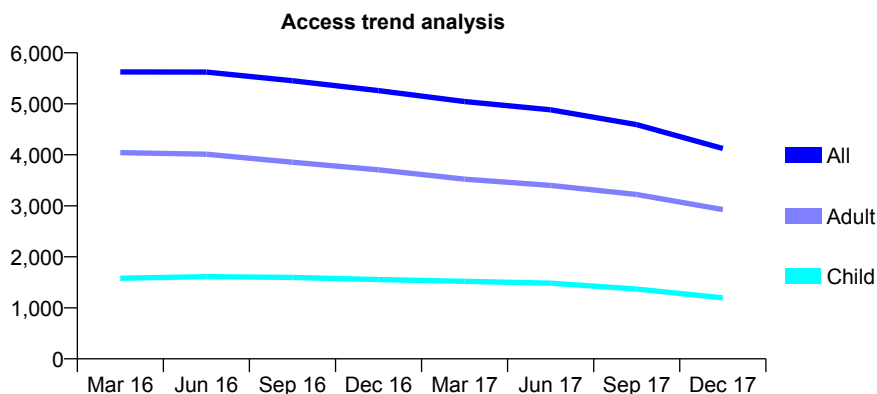
Q58 - Vital Signs At a Glance Contract Report for 171697/0002 - December 2017

Name or company name	New road Dental Ltd
Contract type name	GDS Contract
Purpose of contract	General
Contract start date	01/11/2007
Contract end date	

17/18 Contracted general activity (UDA)	7,277
Carry forward general activity (UDA)	0
17/18 Contracted orthodontic activity (UOA)	0
Carry forward orthodontic activity (UOA)	0
Baseline contract value	£204,702.01

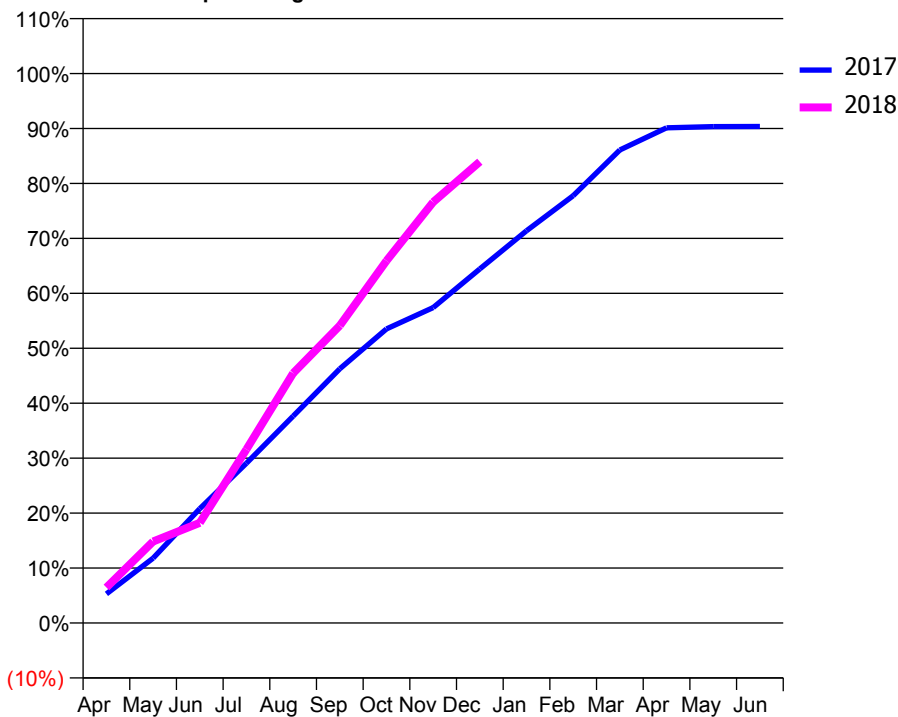
ACCESS*

Patients seen in 24 months	Total	Change since previous quarter
Quarter ending December 2016	5,259	
Quarter ending March 2017	5,044	↓
Quarter ending June 2017	4,882	↓
Quarter ending September 2017	4,592	↓
Quarter ending December 2017	4,123	↓
Variance since December 2016	(21.6%)	↓



ACTIVITY

Cumulative percentage of contracted UDA delivered 2017 & 2018



Month	Adjusted Scheduled Activity (UDA)	
	2017	2018
April	597	471
May	1,330	1,080
June	2,346	1,327
July	3,279	2,300
August	4,245	3,308
September	5,218	3,939
October	6,035	4,797
November	6,473	5,574
December	7,267	6,109
January	8,049	
February	8,770	
March	9,708	
April	10,162	
May	10,186	
June	10,189	

QUALITY

	Quantity	Base Number	Contract	AT	Region	England
% of FP17s for the same patient ID Re-attending within 3 months - Children	108	1,503	7.2%	11.0%	11.8%	12.0%
% of FP17s for the same patient ID Re-attending within 3 months - Adults	408	2,832	14.4%	14.5%	15.3%	15.9%
% of FP17s for the same patient ID Re-attending between 3 & 9 months - Children	1,053	1,503	70.1%	56.7%	59.1%	58.0%
% of FP17s for the same patient ID Re-attending between 3 & 9 months - Adults	1,722	2,832	60.8%	48.2%	51.5%	50.5%
% of FP17s for Band 1 Urgent Courses	311	3,768	8.3%	8.6%	8.0%	9.0%
% of FP17s Relating to Free Repair or Replacements	29	3,768	0.8%	0.7%	0.8%	0.8%
% of FP17s Relating to Continuations	2	3,768	0.1%	0.9%	1.1%	1.1%
% of Patients satisfied with the dentistry they have received	5	5	N/A	91.1%	91.6%	91.5%
% of Patients satisfied with the time they had to wait for an appointment	4	5	N/A	86.8%	88.3%	87.9%

* This is based on patients treated on this contract for their most recent course of treatment. Figures in italics indicate the base number of FP17s or Patient Questionnaire responses are less than 100. N/A is shown where the base number of responses is less than 10 during the period. % is calculated as Quantity/Base number*100

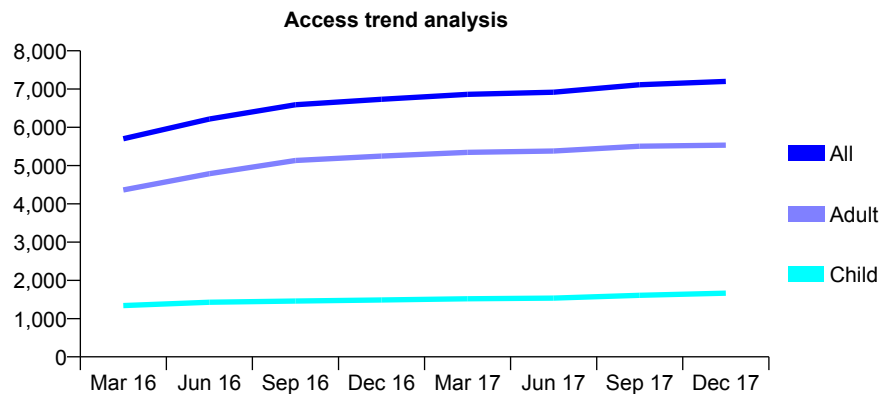
Q58 - Vital Signs At a Glance Contract Report for 172219/0001 - December 2017

Name or company name	Handside Dental Surgery Limited
Contract type name	GDS Contract
Purpose of contract	General
Contract start date	01/10/2014
Contract end date	

17/18 Contracted general activity (UDA)	18,306
Carry forward general activity (UDA)	0
17/18 Contracted orthodontic activity (UOA)	0
Carry forward orthodontic activity (UOA)	0
Baseline contract value	£447,047.76

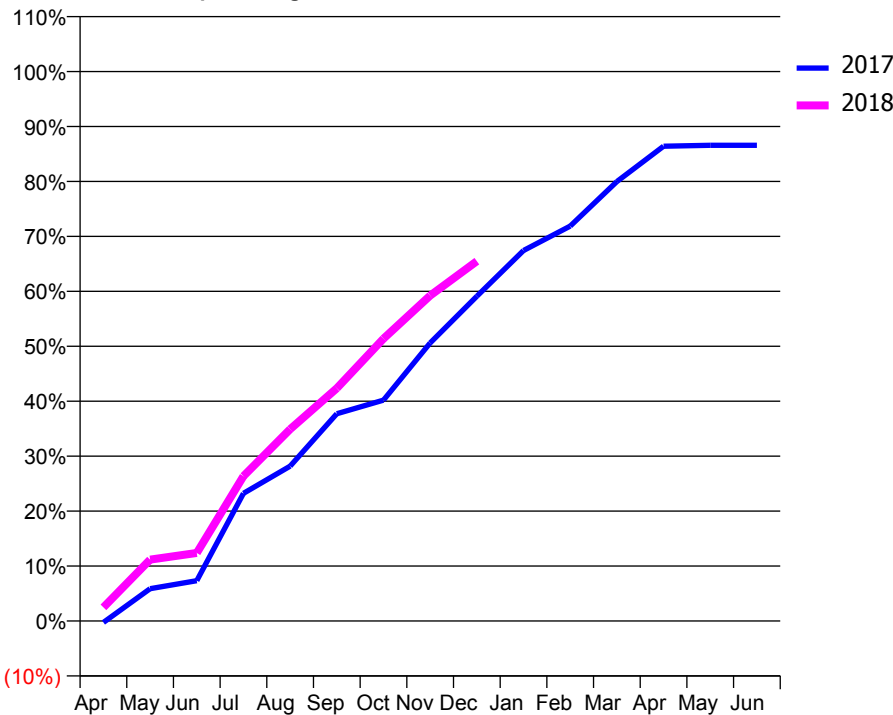
ACCESS*

Patients seen in 24 months	Total	Change since previous quarter
Quarter ending December 2016	6,733	
Quarter ending March 2017	6,863	→
Quarter ending June 2017	6,916	→
Quarter ending September 2017	7,114	↑
Quarter ending December 2017	7,199	→
Variance since December 2016	6.9%	↑



ACTIVITY

Cumulative percentage of contracted UDA delivered 2017 & 2018



Month	Adjusted Scheduled Activity (UDA)	
	2017	2018
April	-51	457
May	1,078	2,046
June	1,343	2,266
July	4,252	4,827
August	5,159	6,392
September	6,906	7,752
October	7,360	9,407
November	9,265	10,840
December	10,818	11,986
January	12,344	
February	13,156	
March	14,637	
April	15,818	
May	15,849	
June	15,849	

QUALITY

	Quantity	Base Number	Contract	AT	Region	England
% of FP17s for the same patient ID Re-attending within 3 months - Children	139	2,021	6.9%	11.0%	11.8%	12.0%
% of FP17s for the same patient ID Re-attending within 3 months - Adults	631	6,063	10.4%	14.5%	15.3%	15.9%
% of FP17s for the same patient ID Re-attending between 3 & 9 months - Children	1,146	2,021	56.7%	56.7%	59.1%	58.0%
% of FP17s for the same patient ID Re-attending between 3 & 9 months - Adults	3,224	6,063	53.2%	48.2%	51.5%	50.5%
% of FP17s for Band 1 Urgent Courses	408	7,419	5.5%	8.6%	8.0%	9.0%
% of FP17s Relating to Free Repair or Replacements	92	7,419	1.2%	0.7%	0.8%	0.8%
% of FP17s Relating to Continuations	45	7,419	0.6%	0.9%	1.1%	1.1%
% of Patients satisfied with the dentistry they have received	19	19	100.0%	91.1%	91.6%	91.5%
% of Patients satisfied with the time they had to wait for an appointment	16	19	84.2%	86.8%	88.3%	87.9%

* This is based on patients treated on this contract for their most recent course of treatment. Figures in italics indicate the base number of FP17s or Patient Questionnaire responses are less than 100. N/A is shown where the base number of responses is less than 10 during the period. % is calculated as Quantity/Base number*100

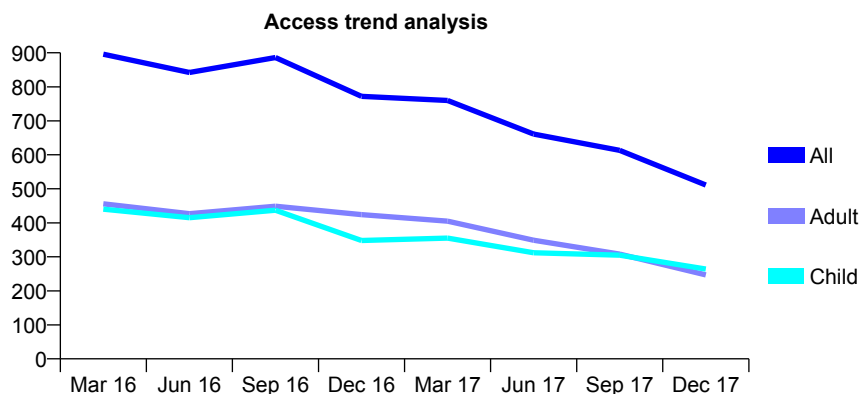
Q58 - Vital Signs At a Glance Contract Report for 173657/0001 - December 2017

Name or company name	Mr A Patel
Contract type name	GDS Contract
Purpose of contract	General
Contract start date	17/01/2014
Contract end date	

17/18 Contracted general activity (UDA)	2,088
Carry forward general activity (UDA)	51
17/18 Contracted orthodontic activity (UOA)	0
Carry forward orthodontic activity (UOA)	0
Baseline contract value	£85,853.14

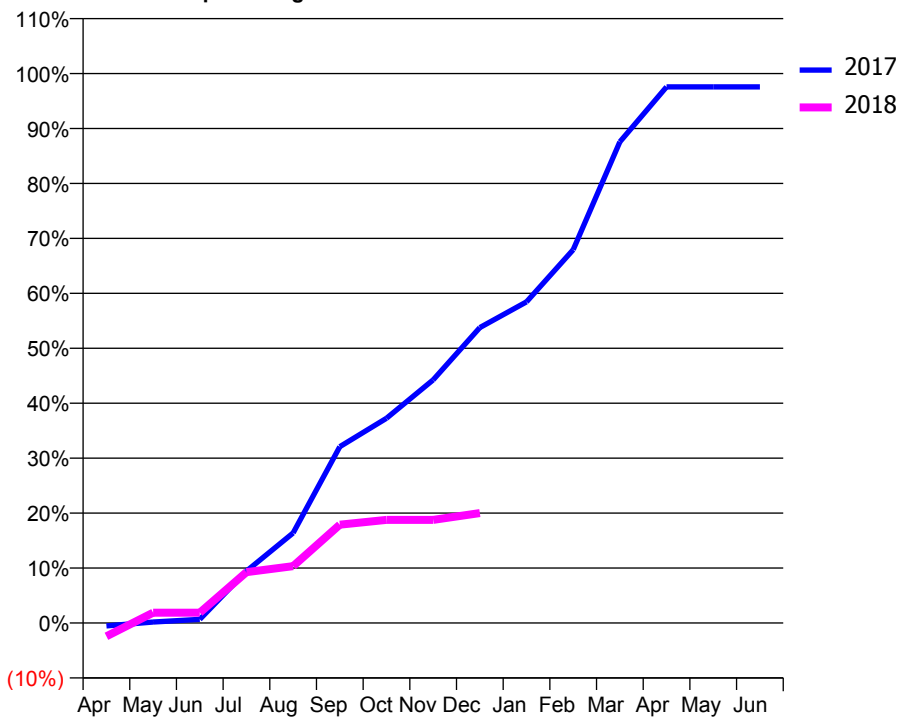
ACCESS*

Patients seen in 24 months	Total	Change since previous quarter
Quarter ending December 2016	772	
Quarter ending March 2017	760	↓
Quarter ending June 2017	661	↓
Quarter ending September 2017	613	↓
Quarter ending December 2017	511	↓
Variance since December 2016	(33.8%)	↓



ACTIVITY

Cumulative percentage of contracted UDA delivered 2017 & 2018



Month	Adjusted Scheduled Activity (UDA)	
	2017	2018
April	-11	-51
May	4	39
June	14	39
July	197	193
August	342	216
September	670	374
October	778	392
November	924	392
December	1,123	418
January	1,220	
February	1,418	
March	1,829	
April	2,037	
May	2,037	
June	2,037	

QUALITY

	Quantity	Base Number	Contract	AT	Region	England
% of FP17s for the same patient ID Re-attending within 3 months - Children	29	162	17.9%	11.0%	11.8%	12.0%
% of FP17s for the same patient ID Re-attending within 3 months - Adults	20	99	20.2%	14.5%	15.3%	15.9%
% of FP17s for the same patient ID Re-attending between 3 & 9 months - Children	76	162	46.9%	56.7%	59.1%	58.0%
% of FP17s for the same patient ID Re-attending between 3 & 9 months - Adults	20	99	20.2%	48.2%	51.5%	50.5%
% of FP17s for Band 1 Urgent Courses	11	203	5.4%	8.6%	8.0%	9.0%
% of FP17s Relating to Free Repair or Replacements	0	203	0.0%	0.7%	0.8%	0.8%
% of FP17s Relating to Continuations	0	203	0.0%	0.9%	1.1%	1.1%
% of Patients satisfied with the dentistry they have received	0	0	N/A	91.1%	91.6%	91.5%
% of Patients satisfied with the time they had to wait for an appointment	0	0	N/A	86.8%	88.3%	87.9%

* This is based on patients treated on this contract for their most recent course of treatment. Figures in italics indicate the base number of FP17s or Patient Questionnaire responses are less than 100. N/A is shown where the base number of responses is less than 10 during the period. % is calculated as Quantity/Base number*100

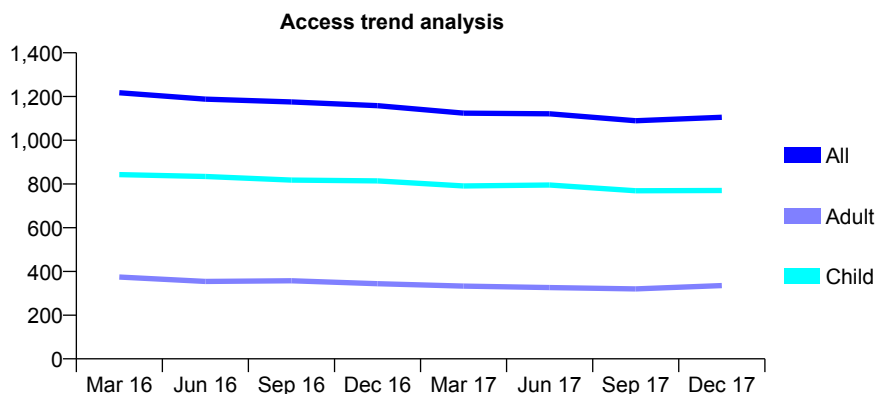
Q58 - Vital Signs At a Glance Contract Report for 174149/0001 - December 2017

Name or company name	East Park Dental Practice Ltd
Contract type name	GDS Contract
Purpose of contract	General
Contract start date	20/07/2007
Contract end date	

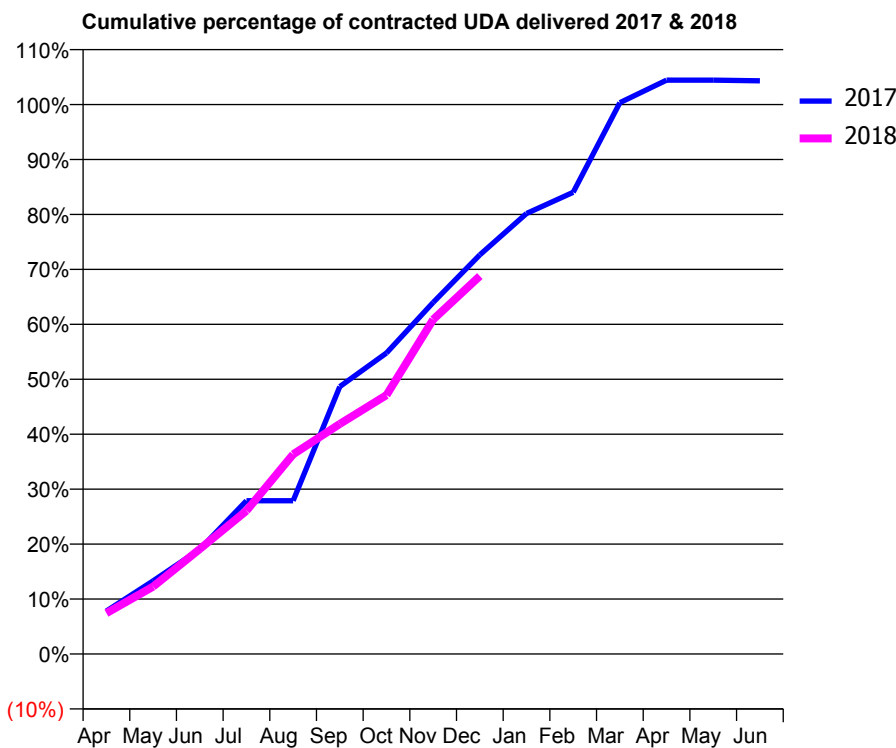
17/18 Contracted general activity (UDA)	2,450
Carry forward general activity (UDA)	-49
17/18 Contracted orthodontic activity (UOA)	0
Carry forward orthodontic activity (UOA)	0
Baseline contract value	£57,296.90

ACCESS*

Patients seen in 24 months	Total	Change since previous quarter
Quarter ending December 2016	1,158	
Quarter ending March 2017	1,124	↓
Quarter ending June 2017	1,121	→
Quarter ending September 2017	1,089	↓
Quarter ending December 2017	1,105	→
Variance since December 2016	(4.6%)	↓



ACTIVITY



Month	Adjusted Scheduled Activity (UDA)	
	2017	2018
April	192	182
May	326	301
June	467	468
July	683	639
August	683	890
September	1,193	1,026
October	1,342	1,154
November	1,568	1,491
December	1,780	1,685
January	1,964	
February	2,059	
March	2,458	
April	2,559	
May	2,559	
June	2,556	

QUALITY

	Quantity	Base Number	Contract	AT	Region	England
% of FP17s for the same patient ID Re-attending within 3 months - Children	109	1,069	10.2%	11.0%	11.8%	12.0%
% of FP17s for the same patient ID Re-attending within 3 months - Adults	32	241	13.3%	14.5%	15.3%	15.9%
% of FP17s for the same patient ID Re-attending between 3 & 9 months - Children	750	1,069	70.2%	56.7%	59.1%	58.0%
% of FP17s for the same patient ID Re-attending between 3 & 9 months - Adults	162	241	67.2%	48.2%	51.5%	50.5%
% of FP17s for Band 1 Urgent Courses	46	1,238	3.7%	8.6%	8.0%	9.0%
% of FP17s Relating to Free Repair or Replacements	0	1,238	0.0%	0.7%	0.8%	0.8%
% of FP17s Relating to Continuations	0	1,238	0.0%	0.9%	1.1%	1.1%
% of Patients satisfied with the dentistry they have received	0	1	N/A	91.1%	91.6%	91.5%
% of Patients satisfied with the time they had to wait for an appointment	1	1	N/A	86.8%	88.3%	87.9%

* This is based on patients treated on this contract for their most recent course of treatment. Figures in italics indicate the base number of FP17s or Patient Questionnaire responses are less than 100. N/A is shown where the base number of responses is less than 10 during the period. % is calculated as Quantity/Base number*100

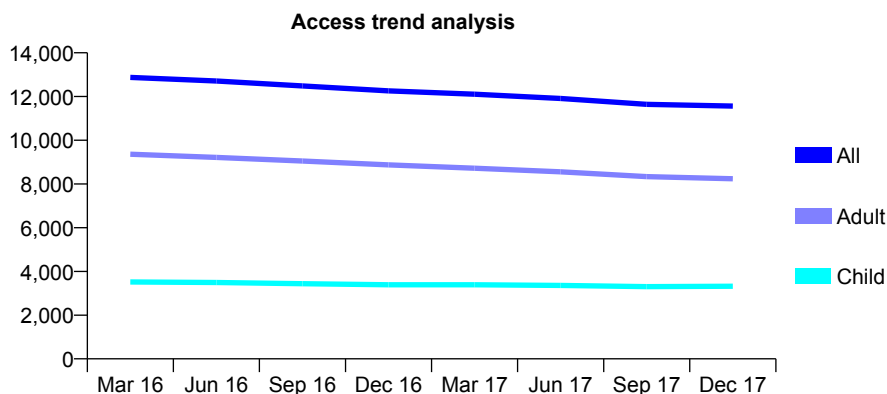
Q58 - Vital Signs At a Glance Contract Report for 175250/0001 - December 2017

Name or company name	Mawsley Dental Clinic
Contract type name	GDS Contract
Purpose of contract	General
Contract start date	01/10/2007
Contract end date	

17/18 Contracted general activity (UDA)	30,511
Carry forward general activity (UDA)	-610
17/18 Contracted orthodontic activity (UOA)	0
Carry forward orthodontic activity (UOA)	0
Baseline contract value	£938,473.30

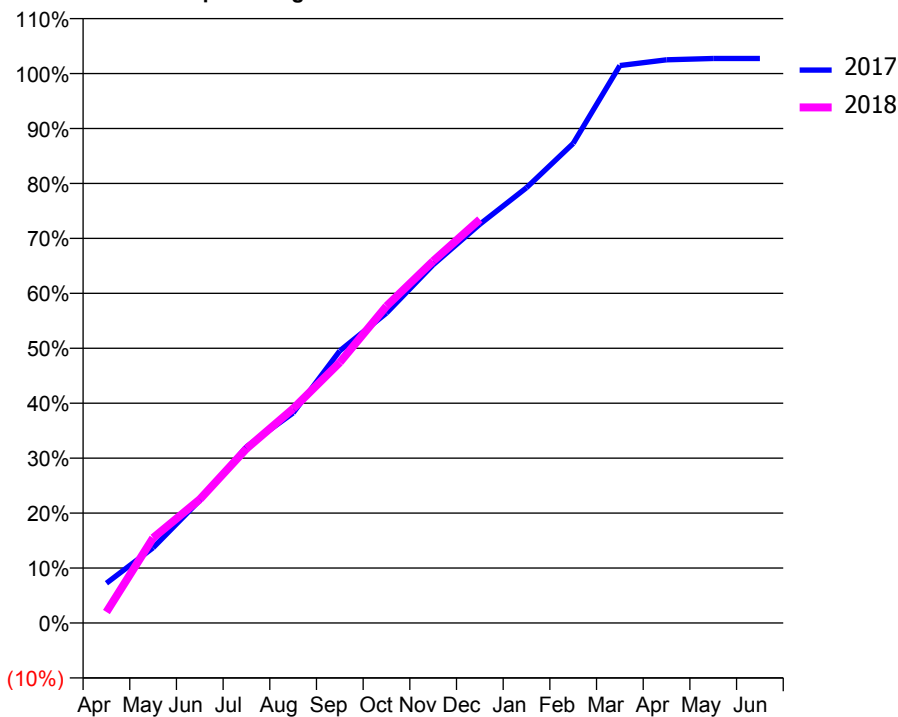
ACCESS*

Patients seen in 24 months	Total	Change since previous quarter
Quarter ending December 2016	12,257	
Quarter ending March 2017	12,105	↓
Quarter ending June 2017	11,909	↓
Quarter ending September 2017	11,640	↓
Quarter ending December 2017	11,560	→
Variance since December 2016	(5.7%)	↓



ACTIVITY

Cumulative percentage of contracted UDA delivered 2017 & 2018



Month	Adjusted Scheduled Activity (UDA)	
	2017	2018
April	2,210	610
May	4,179	4,724
June	6,813	6,871
July	9,788	9,681
August	11,662	11,905
September	15,116	14,468
October	17,210	17,599
November	19,891	20,098
December	22,145	22,405
January	24,168	
February	26,631	
March	30,954	
April	31,272	
May	31,348	
June	31,347	

QUALITY

	Quantity	Base Number	Contract	AT	Region	England
% of FP17s for the same patient ID Re-attending within 3 months - Children	311	3,936	7.9%	11.0%	11.8%	12.0%
% of FP17s for the same patient ID Re-attending within 3 months - Adults	1,333	8,237	16.2%	14.5%	15.3%	15.9%
% of FP17s for the same patient ID Re-attending between 3 & 9 months - Children	2,572	3,936	65.3%	56.7%	59.1%	58.0%
% of FP17s for the same patient ID Re-attending between 3 & 9 months - Adults	3,981	8,237	48.3%	48.2%	51.5%	50.5%
% of FP17s for Band 1 Urgent Courses	847	11,956	7.1%	8.6%	8.0%	9.0%
% of FP17s Relating to Free Repair or Replacements	87	11,956	0.7%	0.7%	0.8%	0.8%
% of FP17s Relating to Continuations	367	11,956	3.1%	0.9%	1.1%	1.1%
% of Patients satisfied with the dentistry they have received	8	8	N/A	91.1%	91.6%	91.5%
% of Patients satisfied with the time they had to wait for an appointment	8	8	N/A	86.8%	88.3%	87.9%

* This is based on patients treated on this contract for their most recent course of treatment. Figures in italics indicate the base number of FP17s or Patient Questionnaire responses are less than 100. N/A is shown where the base number of responses is less than 10 during the period. % is calculated as Quantity/Base number*100

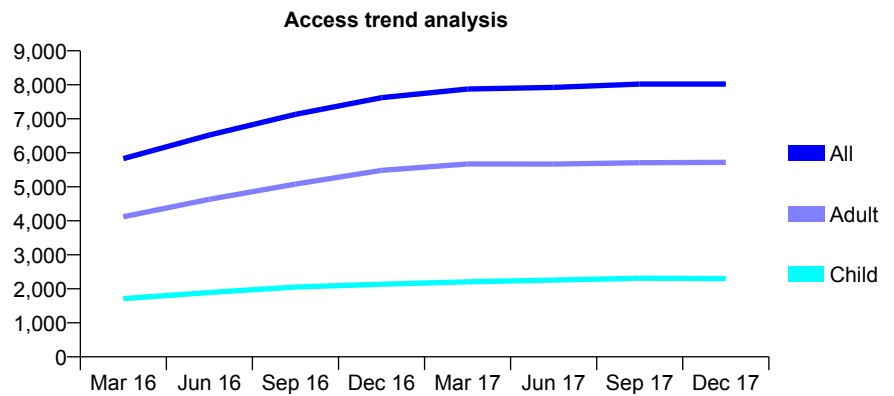
Q58 - Vital Signs At a Glance Contract Report for 175749/0001 - December 2017

Name or company name	Waltham Cross Partnership
Contract type name	GDS Contract
Purpose of contract	General
Contract start date	01/02/2015
Contract end date	

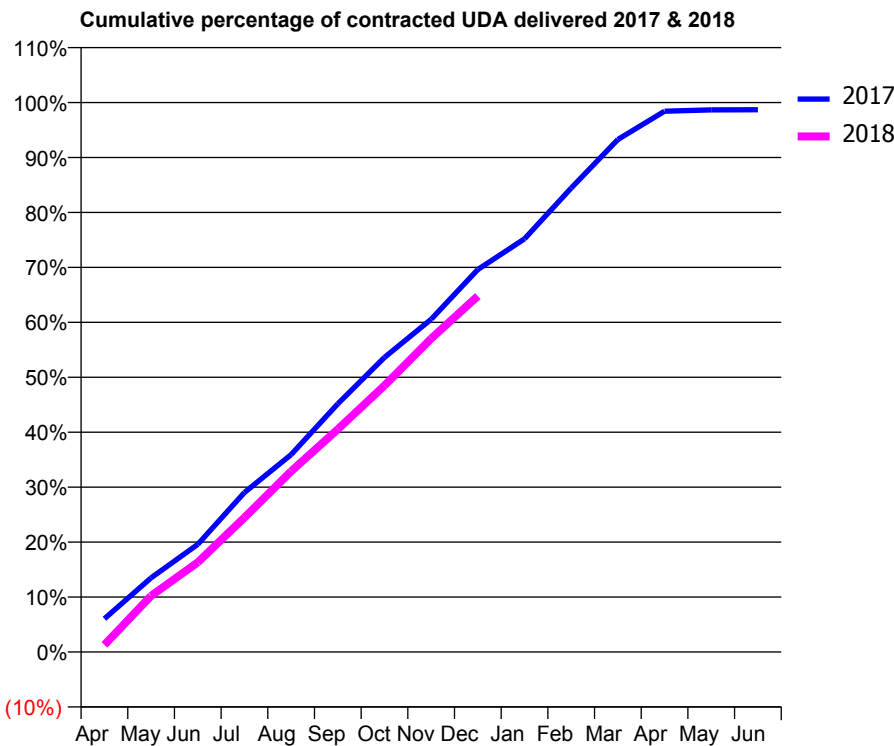
17/18 Contracted general activity (UDA)	30,003
Carry forward general activity (UDA)	396
17/18 Contracted orthodontic activity (UOA)	0
Carry forward orthodontic activity (UOA)	0
Baseline contract value	£760,269.79

ACCESS*

Patients seen in 24 months	Total	Change since previous quarter
Quarter ending December 2016	7,621	
Quarter ending March 2017	7,878	↑
Quarter ending June 2017	7,922	→
Quarter ending September 2017	8,022	→
Quarter ending December 2017	8,022	→
Variance since December 2016	5.3%	↑



ACTIVITY



Month	Adjusted Scheduled Activity (UDA)	
	2017	2018
April	1,815	387
May	4,051	3,072
June	5,879	4,899
July	8,710	7,340
August	10,777	9,872
September	13,557	12,166
October	16,084	14,554
November	18,172	17,112
December	20,884	19,434
January	22,557	
February	25,334	
March	27,987	
April	29,529	
May	29,598	
June	29,607	

QUALITY

	Quantity	Base Number	Contract	AT	Region	England
% of FP17s for the same patient ID Re-attending within 3 months - Children	354	2,389	14.8%	11.0%	11.8%	12.0%
% of FP17s for the same patient ID Re-attending within 3 months - Adults	1,130	5,191	21.8%	14.5%	15.3%	15.9%
% of FP17s for the same patient ID Re-attending between 3 & 9 months - Children	987	2,389	41.3%	56.7%	59.1%	58.0%
% of FP17s for the same patient ID Re-attending between 3 & 9 months - Adults	1,862	5,191	35.9%	48.2%	51.5%	50.5%
% of FP17s for Band 1 Urgent Courses	912	7,071	12.9%	8.6%	8.0%	9.0%
% of FP17s Relating to Free Repair or Replacements	67	7,071	0.9%	0.7%	0.8%	0.8%
% of FP17s Relating to Continuations	225	7,071	3.2%	0.9%	1.1%	1.1%
% of Patients satisfied with the dentistry they have received	10	10	100.0%	91.1%	91.6%	91.5%
% of Patients satisfied with the time they had to wait for an appointment	10	10	100.0%	86.8%	88.3%	87.9%

* This is based on patients treated on this contract for their most recent course of treatment. Figures in italics indicate the base number of FP17s or Patient Questionnaire responses are less than 100. N/A is shown where the base number of responses is less than 10 during the period. % is calculated as Quantity/Base number*100

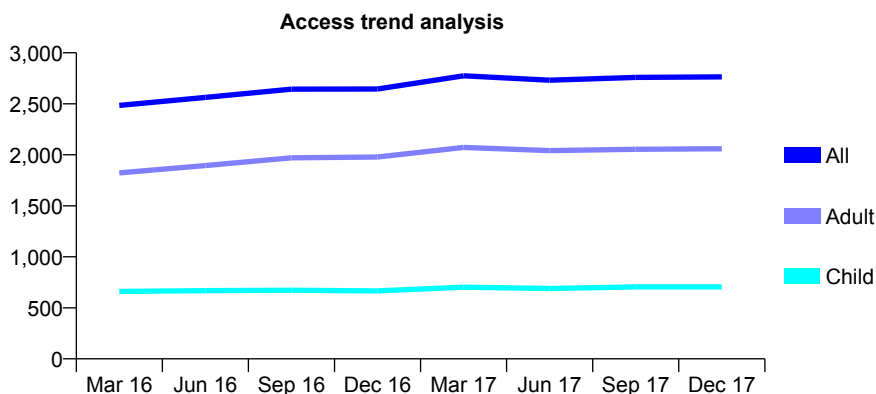
Q58 - Vital Signs At a Glance Contract Report for 176826/0001 - December 2017

Name or company name	Tooth Logic Limited
Contract type name	GDS Contract
Purpose of contract	General
Contract start date	03/11/2014
Contract end date	

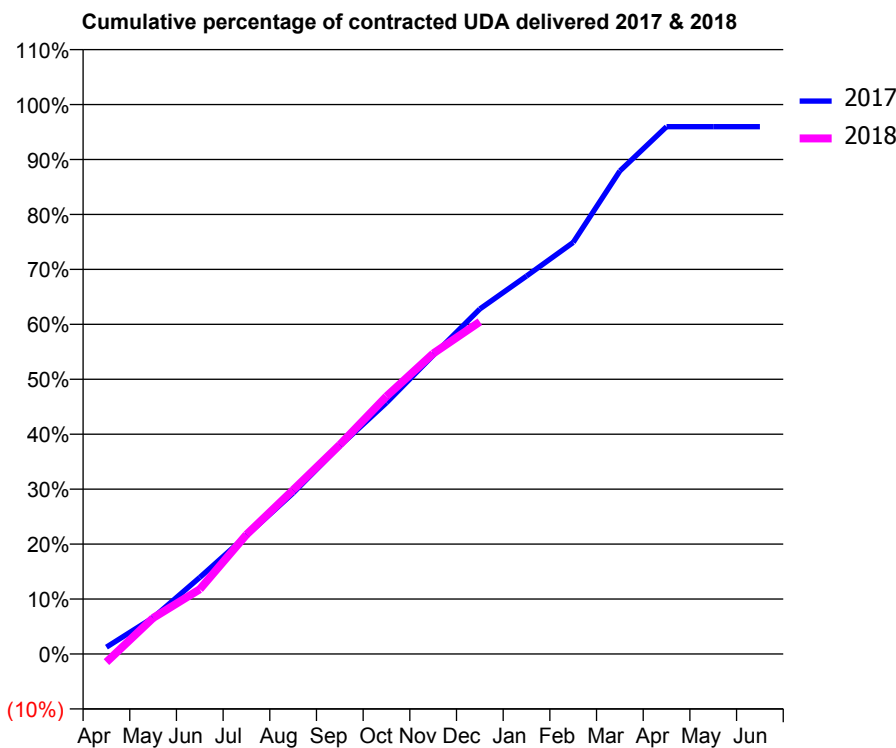
17/18 Contracted general activity (UDA)	10,000
Carry forward general activity (UDA)	403
17/18 Contracted orthodontic activity (UOA)	0
Carry forward orthodontic activity (UOA)	0
Baseline contract value	£244,571.92

ACCESS*

Patients seen in 24 months	Total	Change since previous quarter
Quarter ending December 2016	2,645	
Quarter ending March 2017	2,774	↑
Quarter ending June 2017	2,731	↓
Quarter ending September 2017	2,759	→
Quarter ending December 2017	2,764	→
Variance since December 2016	4.5%	↑



ACTIVITY



Month	Adjusted Scheduled Activity (UDA)	
	2017	2018
April	126	-149
May	661	656
June	1,395	1,177
July	2,154	2,172
August	2,930	2,985
September	3,786	3,808
October	4,574	4,689
November	5,435	5,468
December	6,279	6,045
January	6,877	
February	7,490	
March	8,792	
April	9,597	
May	9,597	
June	9,597	

QUALITY

	Quantity	Base Number	Contract	AT	Region	England
% of FP17s for the same patient ID Re-attending within 3 months - Children	54	739	7.3%	11.0%	11.8%	12.0%
% of FP17s for the same patient ID Re-attending within 3 months - Adults	538	2,373	22.7%	14.5%	15.3%	15.9%
% of FP17s for the same patient ID Re-attending between 3 & 9 months - Children	390	739	52.8%	56.7%	59.1%	58.0%
% of FP17s for the same patient ID Re-attending between 3 & 9 months - Adults	1,092	2,373	46.0%	48.2%	51.5%	50.5%
% of FP17s for Band 1 Urgent Courses	245	2,867	8.5%	8.6%	8.0%	9.0%
% of FP17s Relating to Free Repair or Replacements	62	2,867	2.2%	0.7%	0.8%	0.8%
% of FP17s Relating to Continuations	177	2,867	6.2%	0.9%	1.1%	1.1%
% of Patients satisfied with the dentistry they have received	4	4	N/A	91.1%	91.6%	91.5%
% of Patients satisfied with the time they had to wait for an appointment	2	4	N/A	86.8%	88.3%	87.9%

* This is based on patients treated on this contract for their most recent course of treatment. Figures in italics indicate the base number of FP17s or Patient Questionnaire responses are less than 100. N/A is shown where the base number of responses is less than 10 during the period. % is calculated as Quantity/Base number*100

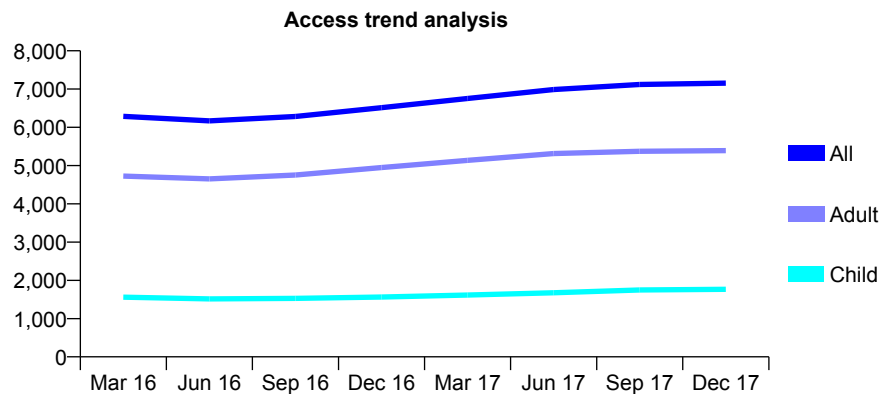
Q58 - Vital Signs At a Glance Contract Report for 176893/0003 - December 2017

Name or company name	Knape Ltd
Contract type name	GDS Contract
Purpose of contract	General
Contract start date	01/04/2007
Contract end date	

17/18 Contracted general activity (UDA)	18,713
Carry forward general activity (UDA)	-213
17/18 Contracted orthodontic activity (UOA)	0
Carry forward orthodontic activity (UOA)	0
Baseline contract value	£665,839.00

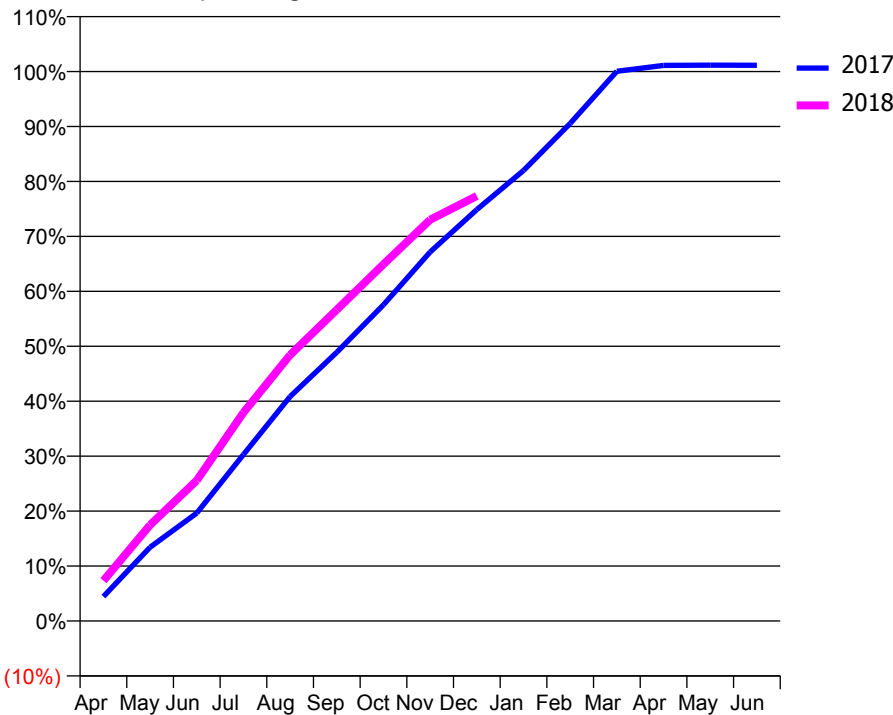
ACCESS*

Patients seen in 24 months	Total	Change since previous quarter
Quarter ending December 2016	6,512	
Quarter ending March 2017	6,753	↑
Quarter ending June 2017	6,987	↑
Quarter ending September 2017	7,120	→
Quarter ending December 2017	7,156	→
Variance since December 2016	9.9%	↑



ACTIVITY

Cumulative percentage of contracted UDA delivered 2017 & 2018



Month	Adjusted Scheduled Activity (UDA)	
	2017	2018
April	832	1,375
May	2,512	3,272
June	3,674	4,788
July	5,670	7,098
August	7,646	9,063
September	9,155	10,600
October	10,770	12,151
November	12,567	13,665
December	14,013	14,474
January	15,342	
February	16,945	
March	18,719	
April	18,919	
May	18,930	
June	18,927	

QUALITY

	Quantity	Base Number	Contract	AT	Region	England
% of FP17s for the same patient ID Re-attending within 3 months - Children	83	1,988	4.2%	11.0%	11.8%	12.0%
% of FP17s for the same patient ID Re-attending within 3 months - Adults	257	4,888	5.3%	14.5%	15.3%	15.9%
% of FP17s for the same patient ID Re-attending between 3 & 9 months - Children	1,234	1,988	62.1%	56.7%	59.1%	58.0%
% of FP17s for the same patient ID Re-attending between 3 & 9 months - Adults	2,814	4,888	57.6%	48.2%	51.5%	50.5%
% of FP17s for Band 1 Urgent Courses	434	6,769	6.4%	8.6%	8.0%	9.0%
% of FP17s Relating to Free Repair or Replacements	8	6,769	0.1%	0.7%	0.8%	0.8%
% of FP17s Relating to Continuations	0	6,769	0.0%	0.9%	1.1%	1.1%
% of Patients satisfied with the dentistry they have received	4	4	N/A	91.1%	91.6%	91.5%
% of Patients satisfied with the time they had to wait for an appointment	4	4	N/A	86.8%	88.3%	87.9%

* This is based on patients treated on this contract for their most recent course of treatment. Figures in italics indicate the base number of FP17s or Patient Questionnaire responses are less than 100. N/A is shown where the base number of responses is less than 10 during the period. % is calculated as Quantity/Base number*100

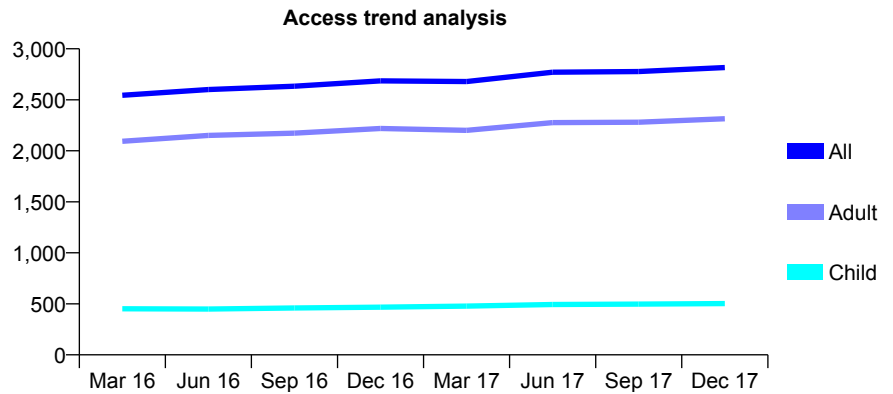
Q58 - Vital Signs At a Glance Contract Report for 177288/0001 - December 2017

Name or company name	Mr P Cranfield and Mr V Gehani
Contract type name	GDS Contract
Purpose of contract	General
Contract start date	01/12/2013
Contract end date	

17/18 Contracted general activity (UDA)	6,698
Carry forward general activity (UDA)	68
17/18 Contracted orthodontic activity (UOA)	0
Carry forward orthodontic activity (UOA)	0
Baseline contract value	£154,299.49

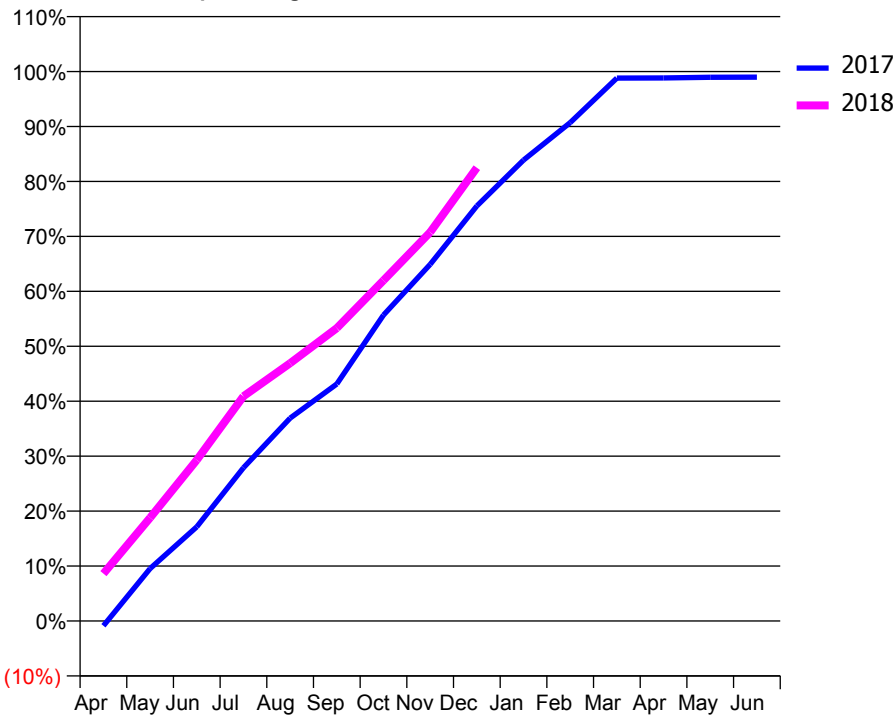
ACCESS*

Patients seen in 24 months	Total	Change since previous quarter
Quarter ending December 2016	2,686	
Quarter ending March 2017	2,679	→
Quarter ending June 2017	2,771	↑
Quarter ending September 2017	2,777	→
Quarter ending December 2017	2,816	→
Variance since December 2016	4.8%	↑



ACTIVITY

Cumulative percentage of contracted UDA delivered 2017 & 2018



Month	Adjusted Scheduled Activity (UDA)	
	2017	2018
April	-60	578
May	640	1,259
June	1,148	1,962
July	1,868	2,739
August	2,474	3,142
September	2,889	3,570
October	3,730	4,152
November	4,347	4,739
December	5,058	5,525
January	5,617	
February	6,075	
March	6,618	
April	6,620	
May	6,627	
June	6,630	

QUALITY

	Quantity	Base Number	Contract	AT	Region	England
% of FP17s for the same patient ID Re-attending within 3 months - Children	34	602	5.6%	11.0%	11.8%	12.0%
% of FP17s for the same patient ID Re-attending within 3 months - Adults	287	2,543	11.3%	14.5%	15.3%	15.9%
% of FP17s for the same patient ID Re-attending between 3 & 9 months - Children	400	602	66.4%	56.7%	59.1%	58.0%
% of FP17s for the same patient ID Re-attending between 3 & 9 months - Adults	1,671	2,543	65.7%	48.2%	51.5%	50.5%
% of FP17s for Band 1 Urgent Courses	145	3,135	4.6%	8.6%	8.0%	9.0%
% of FP17s Relating to Free Repair or Replacements	36	3,135	1.1%	0.7%	0.8%	0.8%
% of FP17s Relating to Continuations	14	3,135	0.4%	0.9%	1.1%	1.1%
% of Patients satisfied with the dentistry they have received	10	10	100.0%	91.1%	91.6%	91.5%
% of Patients satisfied with the time they had to wait for an appointment	9	10	90.0%	86.8%	88.3%	87.9%

* This is based on patients treated on this contract for their most recent course of treatment. Figures in italics indicate the base number of FP17s or Patient Questionnaire responses are less than 100. N/A is shown where the base number of responses is less than 10 during the period. % is calculated as Quantity/Base number*100

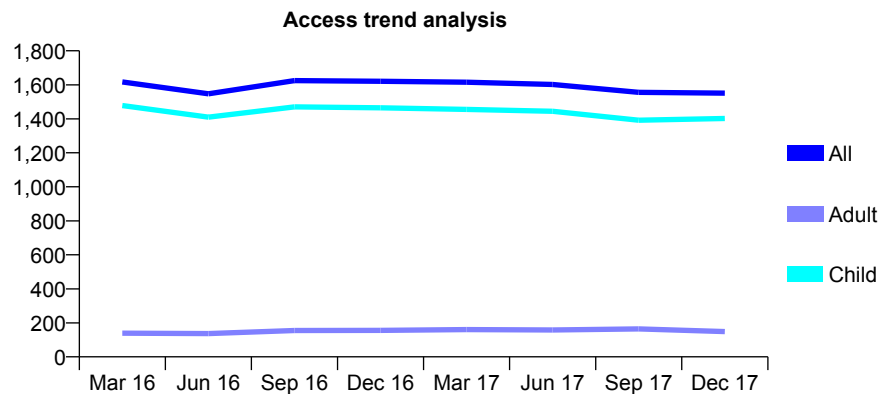
Q58 - Vital Signs At a Glance Contract Report for 178381/0001 - December 2017

Name or company name	The Dental Clinic Ltd
Contract type name	GDS Contract
Purpose of contract	General
Contract start date	07/04/2007
Contract end date	

17/18 Contracted general activity (UDA)	2,858
Carry forward general activity (UDA)	0
17/18 Contracted orthodontic activity (UOA)	0
Carry forward orthodontic activity (UOA)	0
Baseline contract value	£69,899.20

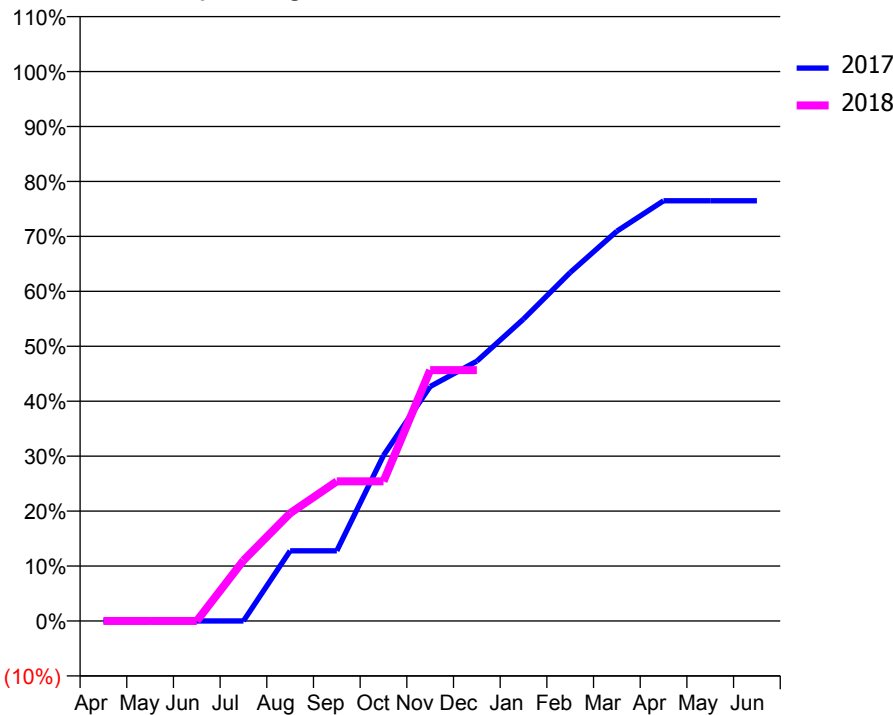
ACCESS*

Patients seen in 24 months	Total	Change since previous quarter
Quarter ending December 2016	1,621	
Quarter ending March 2017	1,615	→
Quarter ending June 2017	1,602	→
Quarter ending September 2017	1,556	↓
Quarter ending December 2017	1,551	→
Variance since December 2016	(4.3%)	↓



ACTIVITY

Cumulative percentage of contracted UDA delivered 2017 & 2018



Month	Adjusted Scheduled Activity (UDA)	
	2017	2018
April	0	0
May	0	0
June	0	0
July	0	315
August	365	561
September	365	727
October	861	727
November	1,219	1,305
December	1,352	1,305
January	1,571	
February	1,813	
March	2,028	
April	2,186	
May	2,186	
June	2,186	

QUALITY

	Quantity	Base Number	Contract	AT	Region	England
% of FP17s for the same patient ID Re-attending within 3 months - Children	63	1,374	4.6%	11.0%	11.8%	12.0%
% of FP17s for the same patient ID Re-attending within 3 months - Adults	1	6	16.7%	14.5%	15.3%	15.9%
% of FP17s for the same patient ID Re-attending between 3 & 9 months - Children	779	1,374	56.7%	56.7%	59.1%	58.0%
% of FP17s for the same patient ID Re-attending between 3 & 9 months - Adults	1	6	16.7%	48.2%	51.5%	50.5%
% of FP17s for Band 1 Urgent Courses	5	1,253	0.4%	8.6%	8.0%	9.0%
% of FP17s Relating to Free Repair or Replacements	0	1,253	0.0%	0.7%	0.8%	0.8%
% of FP17s Relating to Continuations	24	1,253	1.9%	0.9%	1.1%	1.1%
% of Patients satisfied with the dentistry they have received	0	0	N/A	91.1%	91.6%	91.5%
% of Patients satisfied with the time they had to wait for an appointment	0	0	N/A	86.8%	88.3%	87.9%

* This is based on patients treated on this contract for their most recent course of treatment. Figures in italics indicate the base number of FP17s or Patient Questionnaire responses are less than 100. N/A is shown where the base number of responses is less than 10 during the period. % is calculated as Quantity/Base number*100

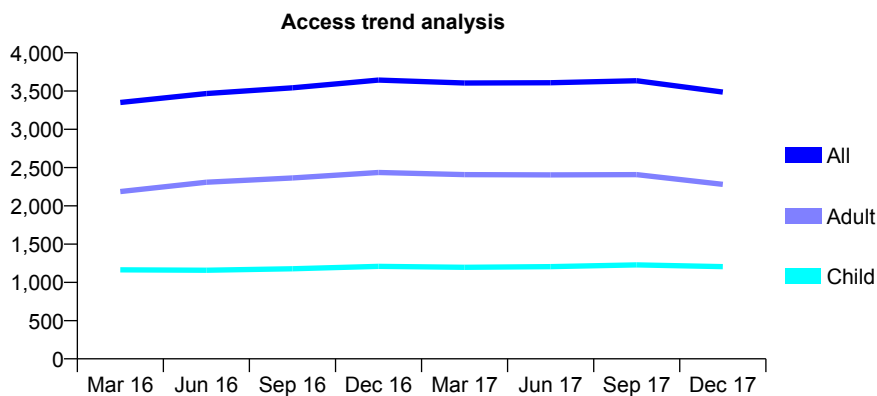
Q58 - Vital Signs At a Glance Contract Report for 180386/0001 - December 2017

Name or company name	Hoddesdon Dental Surgery Limited
Contract type name	GDS Contract
Purpose of contract	General
Contract start date	01/04/2007
Contract end date	

17/18 Contracted general activity (UDA)	6,370
Carry forward general activity (UDA)	-18
17/18 Contracted orthodontic activity (UOA)	0
Carry forward orthodontic activity (UOA)	0
Baseline contract value	£159,296.45

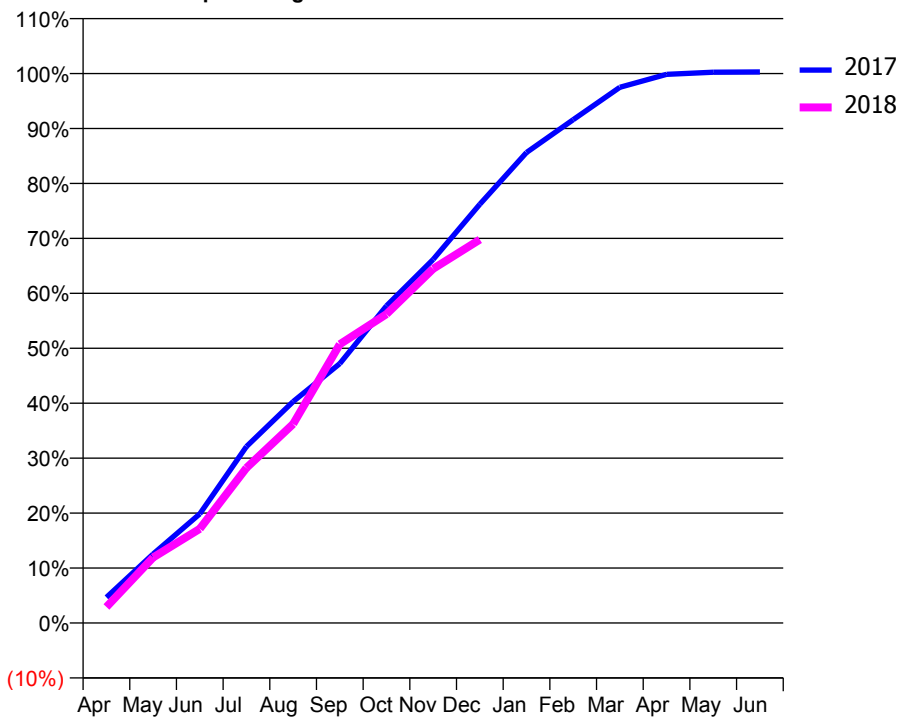
ACCESS*

Patients seen in 24 months	Total	Change since previous quarter
Quarter ending December 2016	3,643	
Quarter ending March 2017	3,605	↓
Quarter ending June 2017	3,609	→
Quarter ending September 2017	3,635	→
Quarter ending December 2017	3,486	↓
Variance since December 2016	(4.3%)	↓



ACTIVITY

Cumulative percentage of contracted UDA delivered 2017 & 2018



Month	Adjusted Scheduled Activity (UDA)	
	2017	2018
April	297	186
May	801	760
June	1,266	1,093
July	2,047	1,798
August	2,567	2,308
September	3,007	3,231
October	3,676	3,581
November	4,215	4,106
December	4,854	4,445
January	5,454	
February	5,834	
March	6,210	
April	6,361	
May	6,385	
June	6,388	

QUALITY

	Quantity	Base Number	Contract	AT	Region	England
% of FP17s for the same patient ID Re-attending within 3 months - Children	92	1,229	7.5%	11.0%	11.8%	12.0%
% of FP17s for the same patient ID Re-attending within 3 months - Adults	282	1,893	14.9%	14.5%	15.3%	15.9%
% of FP17s for the same patient ID Re-attending between 3 & 9 months - Children	683	1,229	55.6%	56.7%	59.1%	58.0%
% of FP17s for the same patient ID Re-attending between 3 & 9 months - Adults	824	1,893	43.5%	48.2%	51.5%	50.5%
% of FP17s for Band 1 Urgent Courses	255	2,444	10.4%	8.6%	8.0%	9.0%
% of FP17s Relating to Free Repair or Replacements	18	2,444	0.7%	0.7%	0.8%	0.8%
% of FP17s Relating to Continuations	13	2,444	0.5%	0.9%	1.1%	1.1%
% of Patients satisfied with the dentistry they have received	2	2	N/A	91.1%	91.6%	91.5%
% of Patients satisfied with the time they had to wait for an appointment	2	2	N/A	86.8%	88.3%	87.9%

* This is based on patients treated on this contract for their most recent course of treatment. Figures in italics indicate the base number of FP17s or Patient Questionnaire responses are less than 100. N/A is shown where the base number of responses is less than 10 during the period. % is calculated as Quantity/Base number*100

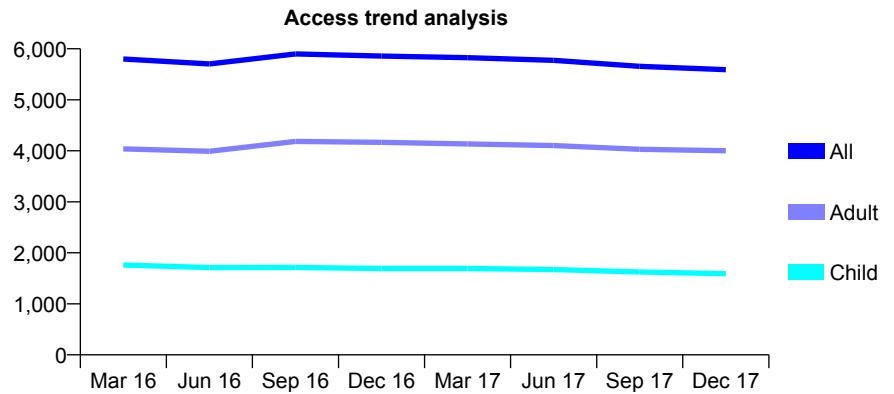
Q58 - Vital Signs At a Glance Contract Report for 181153/0001 - December 2017

Name or company name	Katherine Place Dental Practice
Contract type name	GDS Contract
Purpose of contract	General
Contract start date	01/07/2007
Contract end date	

17/18 Contracted general activity (UDA)	13,580
Carry forward general activity (UDA)	32
17/18 Contracted orthodontic activity (UOA)	0
Carry forward orthodontic activity (UOA)	0
Baseline contract value	£354,483.55

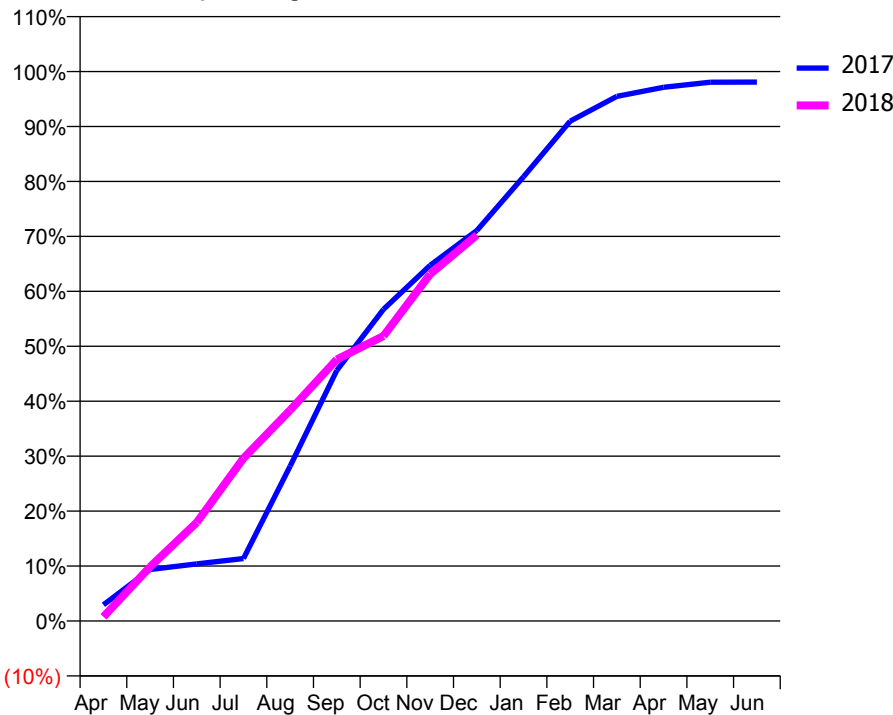
ACCESS*

Patients seen in 24 months	Total	Change since previous quarter
Quarter ending December 2016	5,858	
Quarter ending March 2017	5,827	→
Quarter ending June 2017	5,774	→
Quarter ending September 2017	5,656	↓
Quarter ending December 2017	5,592	↓
Variance since December 2016	(4.5%)	↓



ACTIVITY

Cumulative percentage of contracted UDA delivered 2017 & 2018



Month	Adjusted Scheduled Activity (UDA)	
	2017	2018
April	402	104
May	1,274	1,341
June	1,413	2,437
July	1,543	4,022
August	3,828	5,210
September	6,195	6,464
October	7,703	7,045
November	8,789	8,573
December	9,651	9,540
January	10,979	
February	12,352	
March	12,965	
April	13,190	
May	13,314	
June	13,318	

QUALITY

	Quantity	Base Number	Contract	AT	Region	England
% of FP17s for the same patient ID Re-attending within 3 months - Children	107	1,562	6.9%	11.0%	11.8%	12.0%
% of FP17s for the same patient ID Re-attending within 3 months - Adults	591	3,874	15.3%	14.5%	15.3%	15.9%
% of FP17s for the same patient ID Re-attending between 3 & 9 months - Children	748	1,562	47.9%	56.7%	59.1%	58.0%
% of FP17s for the same patient ID Re-attending between 3 & 9 months - Adults	1,781	3,874	46.0%	48.2%	51.5%	50.5%
% of FP17s for Band 1 Urgent Courses	485	5,252	9.2%	8.6%	8.0%	9.0%
% of FP17s Relating to Free Repair or Replacements	55	5,252	1.0%	0.7%	0.8%	0.8%
% of FP17s Relating to Continuations	72	5,252	1.4%	0.9%	1.1%	1.1%
% of Patients satisfied with the dentistry they have received	4	4	N/A	91.1%	91.6%	91.5%
% of Patients satisfied with the time they had to wait for an appointment	2	4	N/A	86.8%	88.3%	87.9%

* This is based on patients treated on this contract for their most recent course of treatment. Figures in italics indicate the base number of FP17s or Patient Questionnaire responses are less than 100. N/A is shown where the base number of responses is less than 10 during the period. % is calculated as Quantity/Base number*100

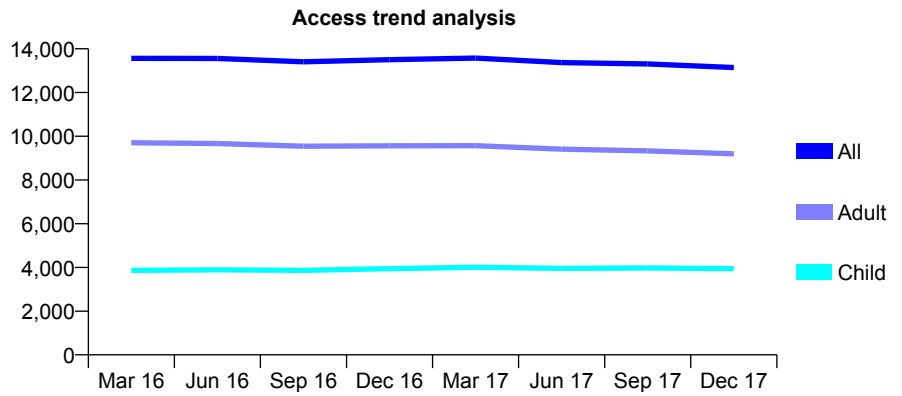
Q58 - Vital Signs At a Glance Contract Report for 182877/0001 - December 2017

Name or company name	Smileright Limited
Contract type name	GDS Contract
Purpose of contract	General
Contract start date	01/04/2011
Contract end date	

17/18 Contracted general activity (UDA)	35,830
Carry forward general activity (UDA)	0
17/18 Contracted orthodontic activity (UOA)	0
Carry forward orthodontic activity (UOA)	0
Baseline contract value	£990,442.50

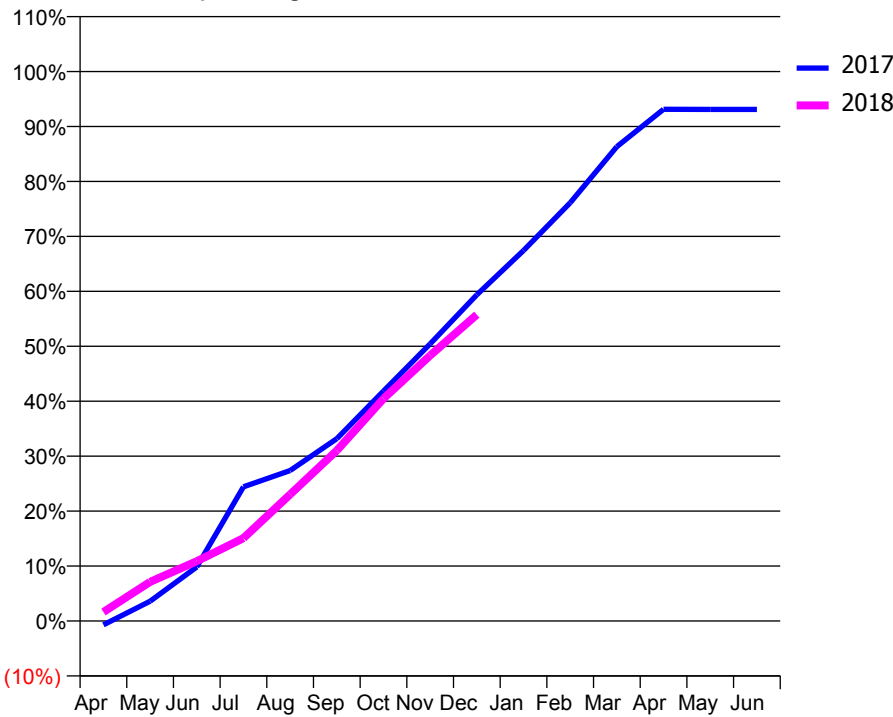
ACCESS*

Patients seen in 24 months	Total	Change since previous quarter
Quarter ending December 2016	13,502	
Quarter ending March 2017	13,576	→
Quarter ending June 2017	13,368	↓
Quarter ending September 2017	13,309	→
Quarter ending December 2017	13,145	↓
Variance since December 2016	(2.6%)	↓



ACTIVITY

Cumulative percentage of contracted UDA delivered 2017 & 2018



Month	Adjusted Scheduled Activity (UDA)	
	2017	2018
April	-258	583
May	1,293	2,550
June	3,527	3,897
July	8,755	5,404
August	9,815	8,259
September	11,893	11,115
October	14,995	14,501
November	18,075	17,320
December	21,268	19,974
January	24,158	
February	27,272	
March	30,932	
April	33,364	
May	33,361	
June	33,361	

QUALITY

	Quantity	Base Number	Contract	AT	Region	England
% of FP17s for the same patient ID Re-attending within 3 months - Children	216	3,674	5.9%	11.0%	11.8%	12.0%
% of FP17s for the same patient ID Re-attending within 3 months - Adults	900	8,056	11.2%	14.5%	15.3%	15.9%
% of FP17s for the same patient ID Re-attending between 3 & 9 months - Children	1,788	3,674	48.7%	56.7%	59.1%	58.0%
% of FP17s for the same patient ID Re-attending between 3 & 9 months - Adults	3,672	8,056	45.6%	48.2%	51.5%	50.5%
% of FP17s for Band 1 Urgent Courses	901	10,598	8.5%	8.6%	8.0%	9.0%
% of FP17s Relating to Free Repair or Replacements	51	10,598	0.5%	0.7%	0.8%	0.8%
% of FP17s Relating to Continuations	37	10,598	0.3%	0.9%	1.1%	1.1%
% of Patients satisfied with the dentistry they have received	20	20	100.0%	91.1%	91.6%	91.5%
% of Patients satisfied with the time they had to wait for an appointment	16	20	80.0%	86.8%	88.3%	87.9%

* This is based on patients treated on this contract for their most recent course of treatment. Figures in italics indicate the base number of FP17s or Patient Questionnaire responses are less than 100. N/A is shown where the base number of responses is less than 10 during the period. % is calculated as Quantity/Base number*100

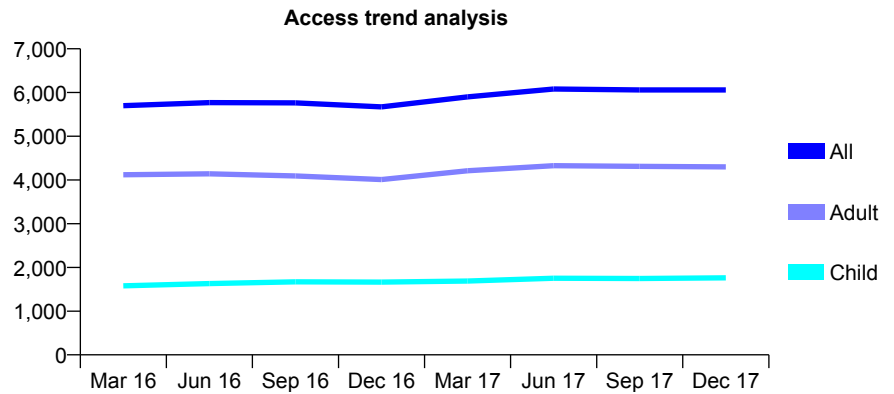
Q58 - Vital Signs At a Glance Contract Report for 183598/0001 - December 2017

Name or company name	Birchwood Dental Practice
Contract type name	GDS Contract
Purpose of contract	General
Contract start date	01/04/2010
Contract end date	

17/18 Contracted general activity (UDA)	11,894
Carry forward general activity (UDA)	-238
17/18 Contracted orthodontic activity (UOA)	0
Carry forward orthodontic activity (UOA)	0
Baseline contract value	£283,512.13

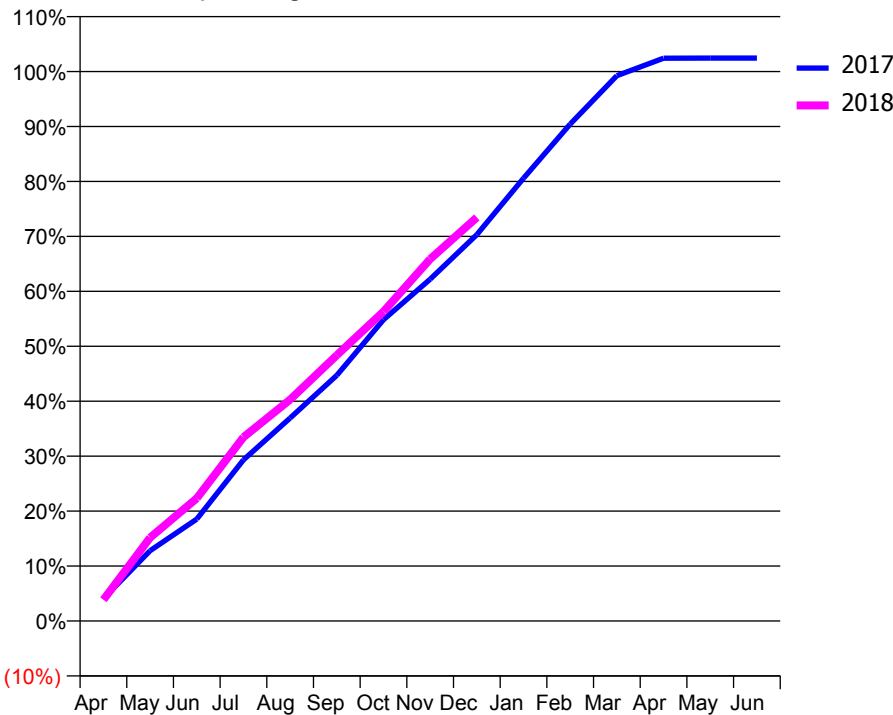
ACCESS*

Patients seen in 24 months	Total	Change since previous quarter
Quarter ending December 2016	5,673	
Quarter ending March 2017	5,899	↑
Quarter ending June 2017	6,079	↑
Quarter ending September 2017	6,059	→
Quarter ending December 2017	6,060	→
Variance since December 2016	6.8%	↑



ACTIVITY

Cumulative percentage of contracted UDA delivered 2017 & 2018



Month	Adjusted Scheduled Activity (UDA)	
	2017	2018
April	483	461
May	1,523	1,806
June	2,206	2,656
July	3,488	3,978
August	4,395	4,792
September	5,318	5,754
October	6,523	6,699
November	7,400	7,835
December	8,362	8,736
January	9,585	
February	10,757	
March	11,803	
April	12,181	
May	12,183	
June	12,183	

QUALITY

	Quantity	Base Number	Contract	AT	Region	England
% of FP17s for the same patient ID Re-attending within 3 months - Children	132	1,687	7.8%	11.0%	11.8%	12.0%
% of FP17s for the same patient ID Re-attending within 3 months - Adults	368	3,104	11.9%	14.5%	15.3%	15.9%
% of FP17s for the same patient ID Re-attending between 3 & 9 months - Children	804	1,687	47.7%	56.7%	59.1%	58.0%
% of FP17s for the same patient ID Re-attending between 3 & 9 months - Adults	1,084	3,104	34.9%	48.2%	51.5%	50.5%
% of FP17s for Band 1 Urgent Courses	262	3,870	6.8%	8.6%	8.0%	9.0%
% of FP17s Relating to Free Repair or Replacements	28	3,870	0.7%	0.7%	0.8%	0.8%
% of FP17s Relating to Continuations	34	3,870	0.9%	0.9%	1.1%	1.1%
% of Patients satisfied with the dentistry they have received	14	17	82.4%	91.1%	91.6%	91.5%
% of Patients satisfied with the time they had to wait for an appointment	17	17	100.0%	86.8%	88.3%	87.9%

* This is based on patients treated on this contract for their most recent course of treatment. Figures in italics indicate the base number of FP17s or Patient Questionnaire responses are less than 100. N/A is shown where the base number of responses is less than 10 during the period. % is calculated as Quantity/Base number*100

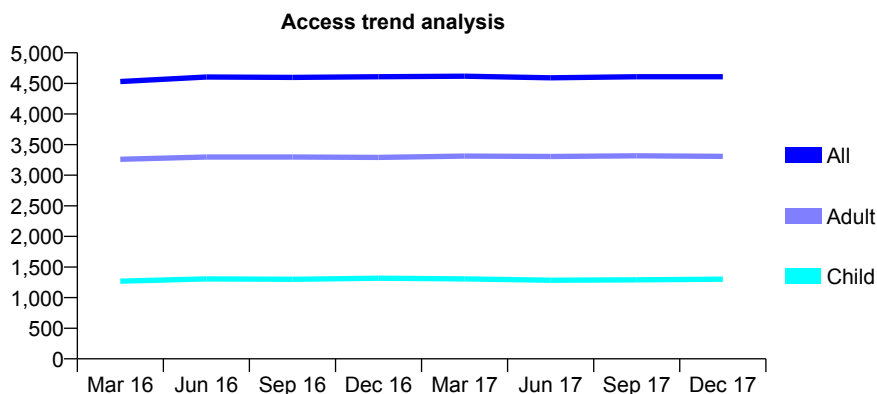
Q58 - Vital Signs At a Glance Contract Report for 186376/0001 - December 2017

Name or company name	Saxby and Doherty
Contract type name	GDS Contract
Purpose of contract	General
Contract start date	03/09/2012
Contract end date	

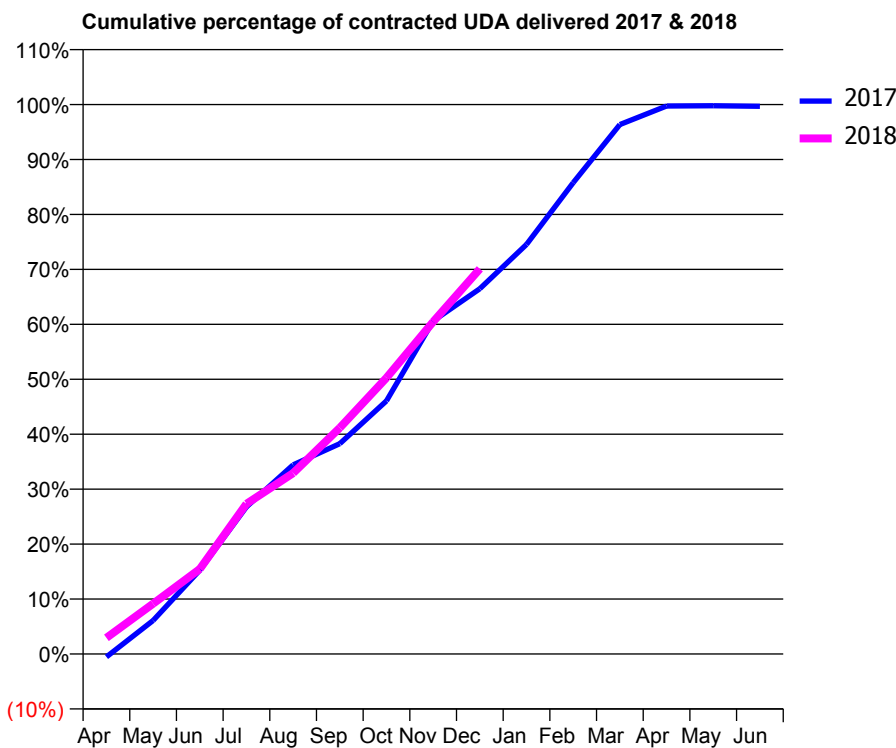
17/18 Contracted general activity (UDA)	14,757
Carry forward general activity (UDA)	47
17/18 Contracted orthodontic activity (UOA)	0
Carry forward orthodontic activity (UOA)	0
Baseline contract value	£303,064.93

ACCESS*

Patients seen in 24 months	Total	Change since previous quarter
Quarter ending December 2016	4,608	
Quarter ending March 2017	4,618	→
Quarter ending June 2017	4,591	→
Quarter ending September 2017	4,609	→
Quarter ending December 2017	4,610	→
Variance since December 2016	0.0%	→



ACTIVITY



Month	Adjusted Scheduled Activity (UDA)	
	2017	2018
April	-80	435
May	902	1,350
June	2,252	2,282
July	3,953	4,034
August	5,080	4,857
September	5,648	6,076
October	6,798	7,418
November	8,943	8,924
December	9,810	10,343
January	10,998	
February	12,656	
March	14,218	
April	14,716	
May	14,722	
June	14,710	

QUALITY

	Quantity	Base Number	Contract	AT	Region	England
% of FP17s for the same patient ID Re-attending within 3 months - Children	148	1,815	8.2%	11.0%	11.8%	12.0%
% of FP17s for the same patient ID Re-attending within 3 months - Adults	607	4,426	13.7%	14.5%	15.3%	15.9%
% of FP17s for the same patient ID Re-attending between 3 & 9 months - Children	1,351	1,815	74.4%	56.7%	59.1%	58.0%
% of FP17s for the same patient ID Re-attending between 3 & 9 months - Adults	3,185	4,426	72.0%	48.2%	51.5%	50.5%
% of FP17s for Band 1 Urgent Courses	373	5,917	6.3%	8.6%	8.0%	9.0%
% of FP17s Relating to Free Repair or Replacements	62	5,917	1.0%	0.7%	0.8%	0.8%
% of FP17s Relating to Continuations	58	5,917	1.0%	0.9%	1.1%	1.1%
% of Patients satisfied with the dentistry they have received	6	7	N/A	91.1%	91.6%	91.5%
% of Patients satisfied with the time they had to wait for an appointment	7	7	N/A	86.8%	88.3%	87.9%

* This is based on patients treated on this contract for their most recent course of treatment. Figures in italics indicate the base number of FP17s or Patient Questionnaire responses are less than 100. N/A is shown where the base number of responses is less than 10 during the period. % is calculated as Quantity/Base number*100

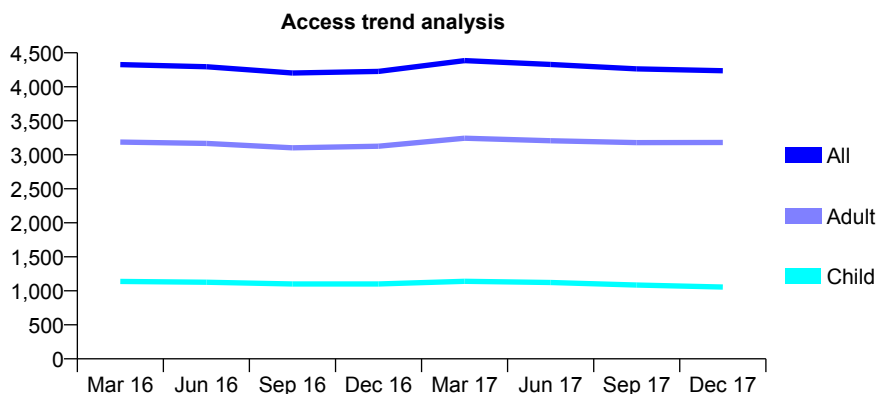
Q58 - Vital Signs At a Glance Contract Report for 186430/0001 - December 2017

Name or company name	Cherry Tree Dental Care
Contract type name	GDS Contract
Purpose of contract	General
Contract start date	01/04/2010
Contract end date	

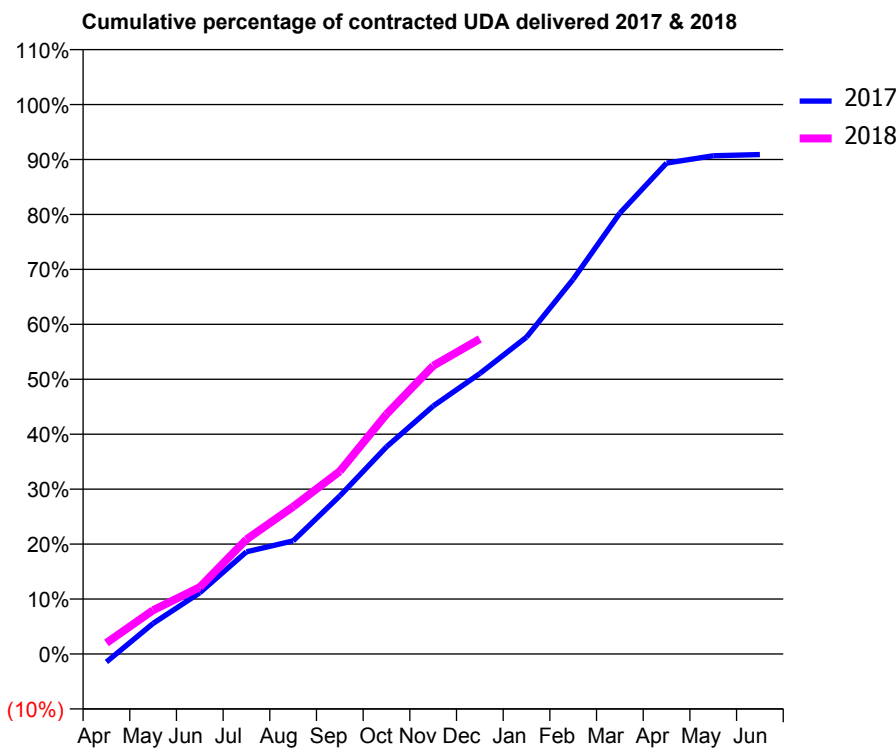
17/18 Contracted general activity (UDA)	14,000
Carry forward general activity (UDA)	0
17/18 Contracted orthodontic activity (UOA)	0
Carry forward orthodontic activity (UOA)	0
Baseline contract value	£467,069.91

ACCESS*

Patients seen in 24 months	Total	Change since previous quarter
Quarter ending December 2016	4,227	
Quarter ending March 2017	4,385	↑
Quarter ending June 2017	4,328	↓
Quarter ending September 2017	4,264	↓
Quarter ending December 2017	4,237	→
Variance since December 2016	0.2%	→



ACTIVITY



Month	Adjusted Scheduled Activity (UDA)	
	2017	2018
April	-206	283
May	778	1,116
June	1,562	1,705
July	2,603	2,920
August	2,883	3,754
September	4,028	4,655
October	5,276	6,111
November	6,316	7,344
December	7,145	8,028
January	8,074	
February	9,547	
March	11,233	
April	12,509	
May	12,694	
June	12,726	

QUALITY

	Quantity	Base Number	Contract	AT	Region	England
% of FP17s for the same patient ID Re-attending within 3 months - Children	69	784	8.8%	11.0%	11.8%	12.0%
% of FP17s for the same patient ID Re-attending within 3 months - Adults	376	2,473	15.2%	14.5%	15.3%	15.9%
% of FP17s for the same patient ID Re-attending between 3 & 9 months - Children	278	784	35.5%	56.7%	59.1%	58.0%
% of FP17s for the same patient ID Re-attending between 3 & 9 months - Adults	864	2,473	34.9%	48.2%	51.5%	50.5%
% of FP17s for Band 1 Urgent Courses	380	2,977	12.8%	8.6%	8.0%	9.0%
% of FP17s Relating to Free Repair or Replacements	12	2,977	0.4%	0.7%	0.8%	0.8%
% of FP17s Relating to Continuations	61	2,977	2.0%	0.9%	1.1%	1.1%
% of Patients satisfied with the dentistry they have received	4	6	N/A	91.1%	91.6%	91.5%
% of Patients satisfied with the time they had to wait for an appointment	5	6	N/A	86.8%	88.3%	87.9%

* This is based on patients treated on this contract for their most recent course of treatment. Figures in italics indicate the base number of FP17s or Patient Questionnaire responses are less than 100. N/A is shown where the base number of responses is less than 10 during the period. % is calculated as Quantity/Base number*100

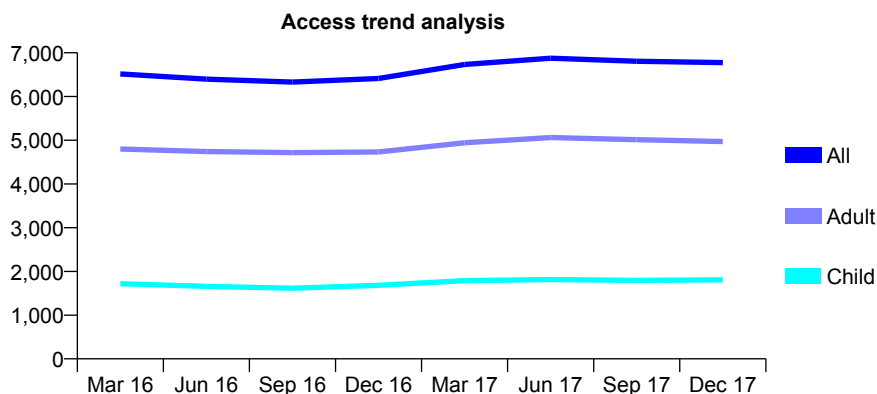
Q58 - Vital Signs At a Glance Contract Report for 186546/0001 - December 2017

Name or company name	The Partners of St Andrews Dental Practice
Contract type name	GDS Contract
Purpose of contract	General
Contract start date	01/07/2012
Contract end date	

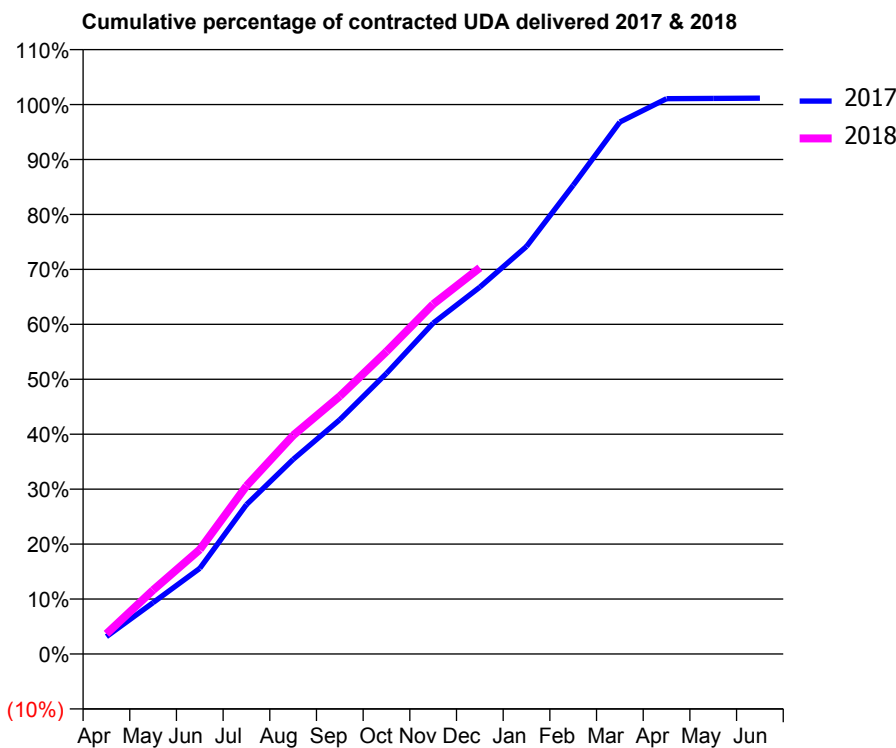
17/18 Contracted general activity (UDA)	18,367
Carry forward general activity (UDA)	-14
17/18 Contracted orthodontic activity (UOA)	0
Carry forward orthodontic activity (UOA)	0
Baseline contract value	£439,602.76

ACCESS*

Patients seen in 24 months	Total	Change since previous quarter
Quarter ending December 2016	6,414	
Quarter ending March 2017	6,734	↑
Quarter ending June 2017	6,876	↑
Quarter ending September 2017	6,806	↓
Quarter ending December 2017	6,776	→
Variance since December 2016	5.6%	↑



ACTIVITY



Month	Adjusted Scheduled Activity (UDA)	
	2017	2018
April	580	675
May	1,718	2,135
June	2,866	3,492
July	4,995	5,620
August	6,504	7,309
September	7,835	8,620
October	9,381	10,111
November	11,059	11,693
December	12,262	12,911
January	13,622	
February	15,669	
March	17,780	
April	18,563	
May	18,570	
June	18,581	

QUALITY

	Quantity	Base Number	Contract	AT	Region	England
% of FP17s for the same patient ID Re-attending within 3 months - Children	135	2,167	6.2%	11.0%	11.8%	12.0%
% of FP17s for the same patient ID Re-attending within 3 months - Adults	649	5,262	12.3%	14.5%	15.3%	15.9%
% of FP17s for the same patient ID Re-attending between 3 & 9 months - Children	1,418	2,167	65.4%	56.7%	59.1%	58.0%
% of FP17s for the same patient ID Re-attending between 3 & 9 months - Adults	2,979	5,262	56.6%	48.2%	51.5%	50.5%
% of FP17s for Band 1 Urgent Courses	451	7,112	6.3%	8.6%	8.0%	9.0%
% of FP17s Relating to Free Repair or Replacements	45	7,112	0.6%	0.7%	0.8%	0.8%
% of FP17s Relating to Continuations	34	7,112	0.5%	0.9%	1.1%	1.1%
% of Patients satisfied with the dentistry they have received	3	4	N/A	91.1%	91.6%	91.5%
% of Patients satisfied with the time they had to wait for an appointment	3	4	N/A	86.8%	88.3%	87.9%

* This is based on patients treated on this contract for their most recent course of treatment. Figures in italics indicate the base number of FP17s or Patient Questionnaire responses are less than 100. N/A is shown where the base number of responses is less than 10 during the period. % is calculated as Quantity/Base number*100

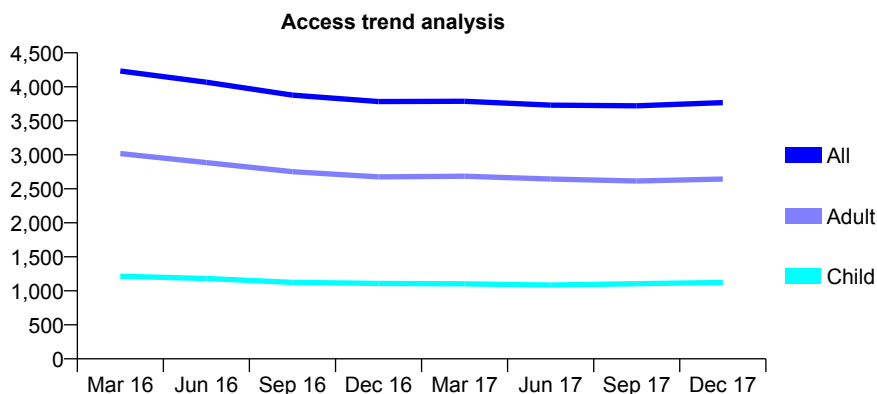
Q58 - Vital Signs At a Glance Contract Report for 187402/0001 - December 2017

Name or company name	Moopen Dental Care
Contract type name	GDS Contract
Purpose of contract	General
Contract start date	01/10/2011
Contract end date	

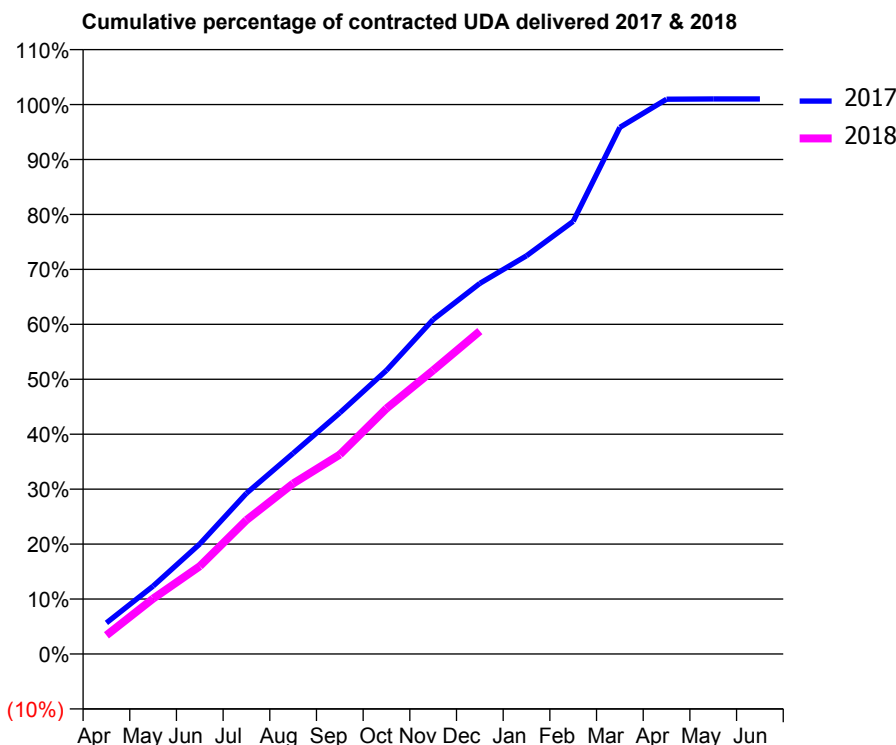
17/18 Contracted general activity (UDA)	14,324
Carry forward general activity (UDA)	-105
17/18 Contracted orthodontic activity (UOA)	0
Carry forward orthodontic activity (UOA)	0
Baseline contract value	£377,933.12

ACCESS*

Patients seen in 24 months	Total	Change since previous quarter
Quarter ending December 2016	3,784	
Quarter ending March 2017	3,787	→
Quarter ending June 2017	3,731	↓
Quarter ending September 2017	3,720	→
Quarter ending December 2017	3,767	→
Variance since December 2016	(0.4%)	→



ACTIVITY



Month	Adjusted Scheduled Activity (UDA)	
	2017	2018
April	585	488
May	1,276	1,443
June	2,067	2,290
July	3,021	3,493
August	3,772	4,445
September	4,532	5,198
October	5,329	6,401
November	6,286	7,395
December	6,965	8,418
January	7,481	
February	8,128	
March	9,894	
April	10,422	
May	10,429	
June	10,429	

QUALITY

	Quantity	Base Number	Contract	AT	Region	England
% of FP17s for the same patient ID Re-attending within 3 months - Children	93	1,133	8.2%	11.0%	11.8%	12.0%
% of FP17s for the same patient ID Re-attending within 3 months - Adults	383	2,535	15.1%	14.5%	15.3%	15.9%
% of FP17s for the same patient ID Re-attending between 3 & 9 months - Children	515	1,133	45.5%	56.7%	59.1%	58.0%
% of FP17s for the same patient ID Re-attending between 3 & 9 months - Adults	1,187	2,535	46.8%	48.2%	51.5%	50.5%
% of FP17s for Band 1 Urgent Courses	349	3,477	10.0%	8.6%	8.0%	9.0%
% of FP17s Relating to Free Repair or Replacements	8	3,477	0.2%	0.7%	0.8%	0.8%
% of FP17s Relating to Continuations	16	3,477	0.5%	0.9%	1.1%	1.1%
% of Patients satisfied with the dentistry they have received	7	8	N/A	91.1%	91.6%	91.5%
% of Patients satisfied with the time they had to wait for an appointment	8	8	N/A	86.8%	88.3%	87.9%

* This is based on patients treated on this contract for their most recent course of treatment. Figures in italics indicate the base number of FP17s or Patient Questionnaire responses are less than 100. N/A is shown where the base number of responses is less than 10 during the period. % is calculated as Quantity/Base number*100

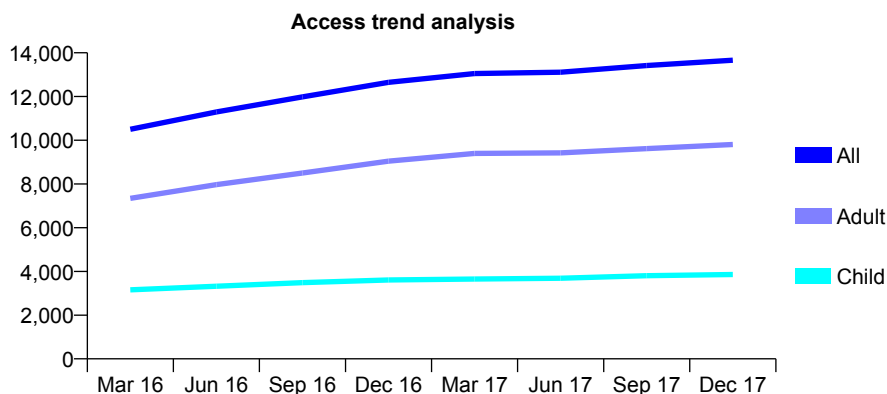
Q58 - Vital Signs At a Glance Contract Report for 187402/0003 - December 2017

Name or company name	Moopen Dental Care
Contract type name	GDS Contract
Purpose of contract	General and Orthodontic
Contract start date	01/02/2015
Contract end date	

17/18 Contracted general activity (UDA)	44,871
Carry forward general activity (UDA)	2,509
17/18 Contracted orthodontic activity (UOA)	2,926
Carry forward orthodontic activity (UOA)	0
Baseline contract value	£1,414,517.63

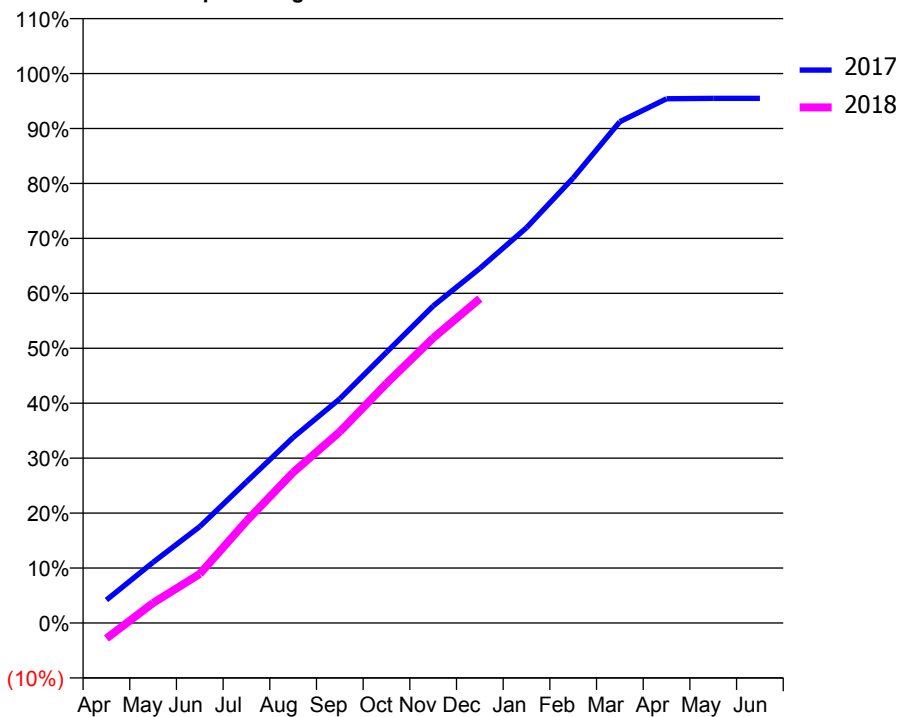
ACCESS*

Patients seen in 24 months	Total	Change since previous quarter
Quarter ending December 2016	12,651	
Quarter ending March 2017	13,049	↑
Quarter ending June 2017	13,110	→
Quarter ending September 2017	13,419	↑
Quarter ending December 2017	13,662	→
Variance since December 2016	8.0%	↑



ACTIVITY

Cumulative percentage of contracted UDA delivered 2017 & 2018



Month	Adjusted Scheduled Activity (UDA)	
	2017	2018
April	1,882	-1,271
May	4,959	1,635
June	7,881	4,011
July	11,531	8,328
August	15,152	12,300
September	18,314	15,622
October	22,106	19,562
November	25,885	23,279
December	28,955	26,485
January	32,282	
February	36,338	
March	40,938	
April	42,810	
May	42,838	
June	42,842	

QUALITY

	Quantity	Base Number	Contract	AT	Region	England
% of FP17s for the same patient ID Re-attending within 3 months - Children	671	4,076	16.5%	11.0%	11.8%	12.0%
% of FP17s for the same patient ID Re-attending within 3 months - Adults	1,233	8,440	14.6%	14.5%	15.3%	15.9%
% of FP17s for the same patient ID Re-attending between 3 & 9 months - Children	1,950	4,076	47.8%	56.7%	59.1%	58.0%
% of FP17s for the same patient ID Re-attending between 3 & 9 months - Adults	3,581	8,440	42.4%	48.2%	51.5%	50.5%
% of FP17s for Band 1 Urgent Courses	787	11,490	6.8%	8.6%	8.0%	9.0%
% of FP17s Relating to Free Repair or Replacements	182	11,490	1.6%	0.7%	0.8%	0.8%
% of FP17s Relating to Continuations	104	11,490	0.9%	0.9%	1.1%	1.1%
% of Patients satisfied with the dentistry they have received	9	10	90.0%	91.1%	91.6%	91.5%
% of Patients satisfied with the time they had to wait for an appointment	10	10	100.0%	86.8%	88.3%	87.9%

* This is based on patients treated on this contract for their most recent course of treatment. Figures in italics indicate the base number of FP17s or Patient Questionnaire responses are less than 100. N/A is shown where the base number of responses is less than 10 during the period. % is calculated as Quantity/Base number*100

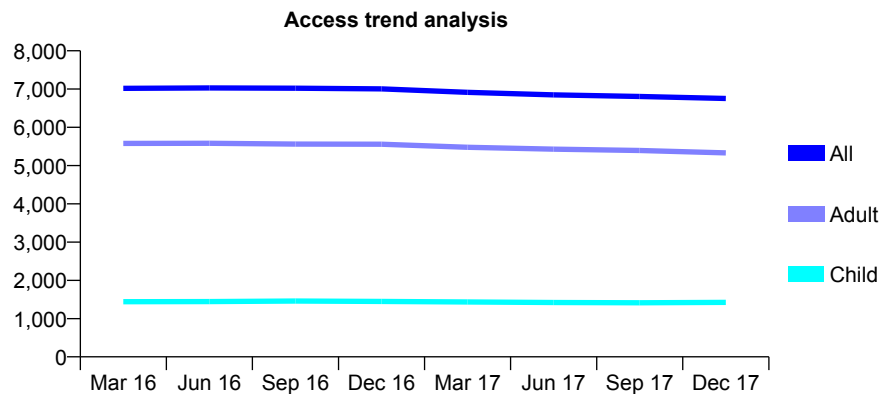
Q58 - Vital Signs At a Glance Contract Report for 187550/0001 - December 2017

Name or company name	Alexander House Dental Practice
Contract type name	GDS Contract
Purpose of contract	General
Contract start date	01/01/2011
Contract end date	

17/18 Contracted general activity (UDA)	16,000
Carry forward general activity (UDA)	26
17/18 Contracted orthodontic activity (UOA)	0
Carry forward orthodontic activity (UOA)	0
Baseline contract value	£412,815.90

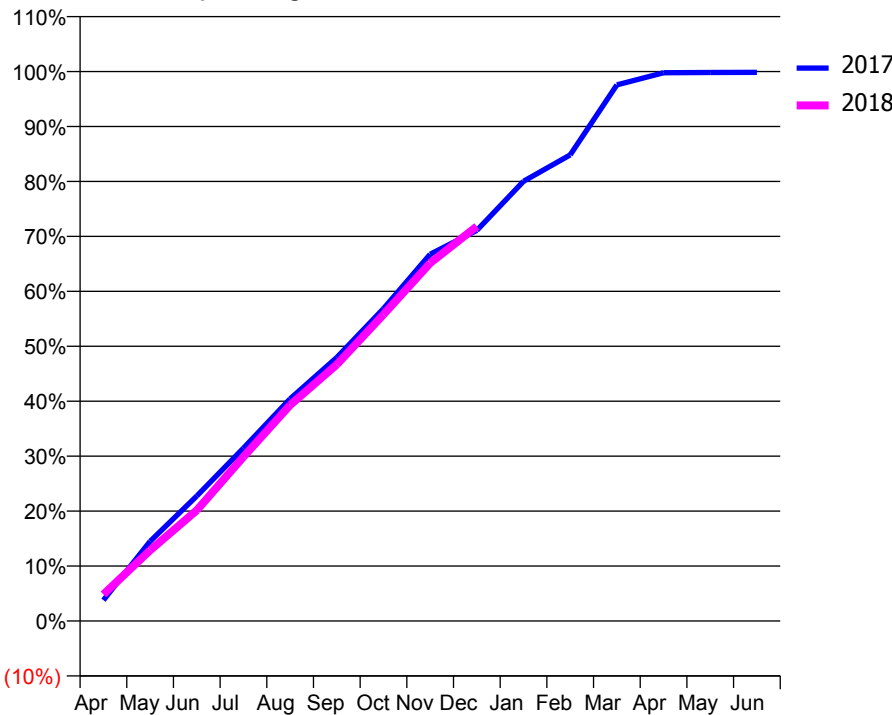
ACCESS*

Patients seen in 24 months	Total	Change since previous quarter
Quarter ending December 2016	7,006	
Quarter ending March 2017	6,913	↓
Quarter ending June 2017	6,848	→
Quarter ending September 2017	6,806	→
Quarter ending December 2017	6,755	→
Variance since December 2016	(3.6%)	↓



ACTIVITY

Cumulative percentage of contracted UDA delivered 2017 & 2018



QUALITY

	Quantity	Base Number	Contract	AT	Region	England
% of FP17s for the same patient ID Re-attending within 3 months - Children	99	1,755	5.6%	11.0%	11.8%	12.0%
% of FP17s for the same patient ID Re-attending within 3 months - Adults	605	5,540	10.9%	14.5%	15.3%	15.9%
% of FP17s for the same patient ID Re-attending between 3 & 9 months - Children	1,166	1,755	66.4%	56.7%	59.1%	58.0%
% of FP17s for the same patient ID Re-attending between 3 & 9 months - Adults	3,251	5,540	58.7%	48.2%	51.5%	50.5%
% of FP17s for Band 1 Urgent Courses	519	7,044	7.4%	8.6%	8.0%	9.0%
% of FP17s Relating to Free Repair or Replacements	49	7,044	0.7%	0.7%	0.8%	0.8%
% of FP17s Relating to Continuations	36	7,044	0.5%	0.9%	1.1%	1.1%
% of Patients satisfied with the dentistry they have received	5	5	N/A	91.1%	91.6%	91.5%
% of Patients satisfied with the time they had to wait for an appointment	5	5	N/A	86.8%	88.3%	87.9%

* This is based on patients treated on this contract for their most recent course of treatment. Figures in italics indicate the base number of FP17s or Patient Questionnaire responses are less than 100. N/A is shown where the base number of responses is less than 10 during the period. % is calculated as Quantity/Base number*100

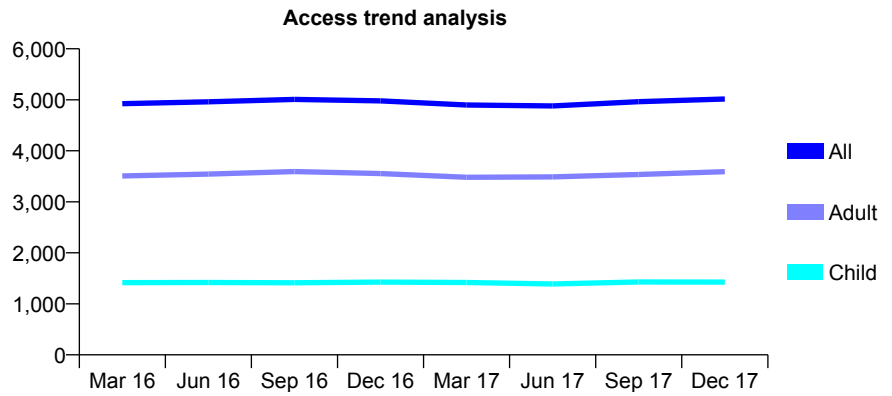
Q58 - Vital Signs At a Glance Contract Report for 188662/0001 - December 2017

Name or company name	Ashwell Dental Surgery Limited
Contract type name	GDS Contract
Purpose of contract	General
Contract start date	01/04/2010
Contract end date	

17/18 Contracted general activity (UDA)	11,432
Carry forward general activity (UDA)	271
17/18 Contracted orthodontic activity (UOA)	0
Carry forward orthodontic activity (UOA)	0
Baseline contract value	£298,682.42

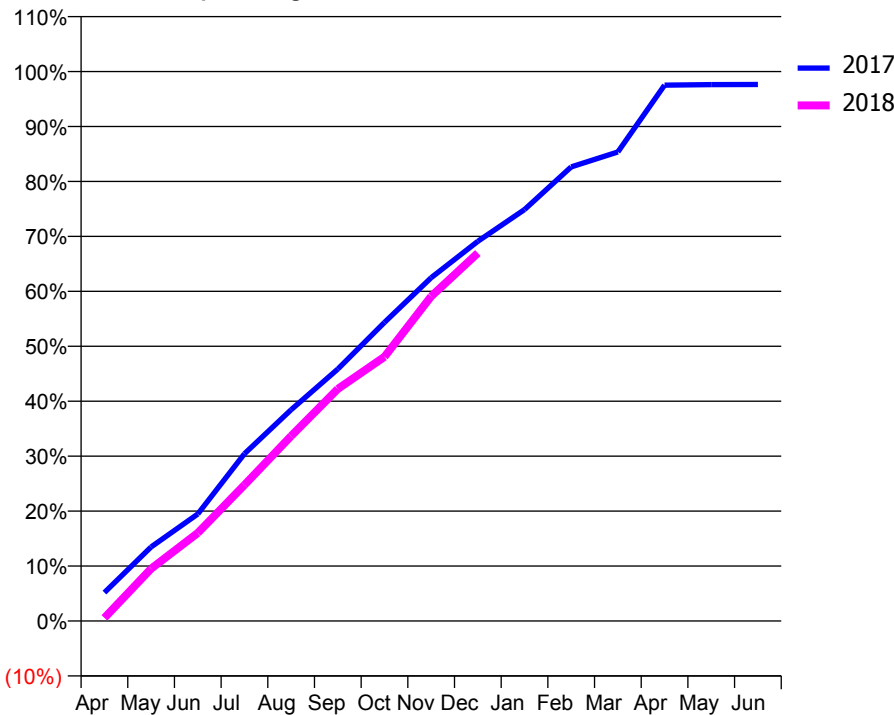
ACCESS*

Patients seen in 24 months	Total	Change since previous quarter
Quarter ending December 2016	4,979	
Quarter ending March 2017	4,899	↓
Quarter ending June 2017	4,879	→
Quarter ending September 2017	4,964	→
Quarter ending December 2017	5,016	→
Variance since December 2016	0.7%	→



ACTIVITY

Cumulative percentage of contracted UDA delivered 2017 & 2018



Month	Adjusted Scheduled Activity (UDA)	
	2017	2018
April	592	66
May	1,541	1,090
June	2,226	1,832
July	3,480	2,832
August	4,395	3,848
September	5,242	4,827
October	6,213	5,498
November	7,143	6,755
December	7,900	7,656
January	8,561	
February	9,447	
March	9,757	
April	11,148	
May	11,159	
June	11,161	

QUALITY

	Quantity	Base Number	Contract	AT	Region	England
% of FP17s for the same patient ID Re-attending within 3 months - Children	103	1,700	6.1%	11.0%	11.8%	12.0%
% of FP17s for the same patient ID Re-attending within 3 months - Adults	525	4,025	13.0%	14.5%	15.3%	15.9%
% of FP17s for the same patient ID Re-attending between 3 & 9 months - Children	944	1,700	55.5%	56.7%	59.1%	58.0%
% of FP17s for the same patient ID Re-attending between 3 & 9 months - Adults	1,872	4,025	46.5%	48.2%	51.5%	50.5%
% of FP17s for Band 1 Urgent Courses	426	4,875	8.7%	8.6%	8.0%	9.0%
% of FP17s Relating to Free Repair or Replacements	41	4,875	0.8%	0.7%	0.8%	0.8%
% of FP17s Relating to Continuations	32	4,875	0.7%	0.9%	1.1%	1.1%
% of Patients satisfied with the dentistry they have received	11	12	91.7%	91.1%	91.6%	91.5%
% of Patients satisfied with the time they had to wait for an appointment	12	12	100.0%	86.8%	88.3%	87.9%

* This is based on patients treated on this contract for their most recent course of treatment. Figures in italics indicate the base number of FP17s or Patient Questionnaire responses are less than 100. N/A is shown where the base number of responses is less than 10 during the period. % is calculated as Quantity/Base number*100

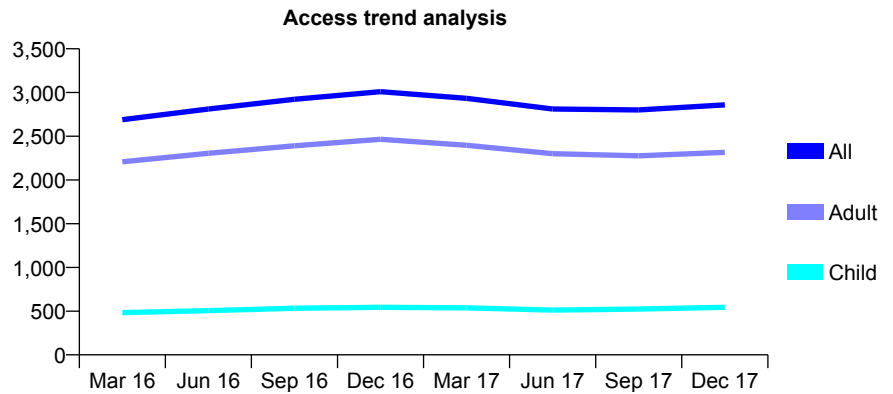
Q58 - Vital Signs At a Glance Contract Report for 192961/0002 - December 2017

Name or company name	Mrs P Hadj-Bagheri, Mr M Eyrumlu and Mr
Contract type name	GDS Contract
Purpose of contract	General
Contract start date	01/12/2014
Contract end date	

17/18 Contracted general activity (UDA)	9,743
Carry forward general activity (UDA)	83
17/18 Contracted orthodontic activity (UOA)	0
Carry forward orthodontic activity (UOA)	0
Baseline contract value	£234,989.24

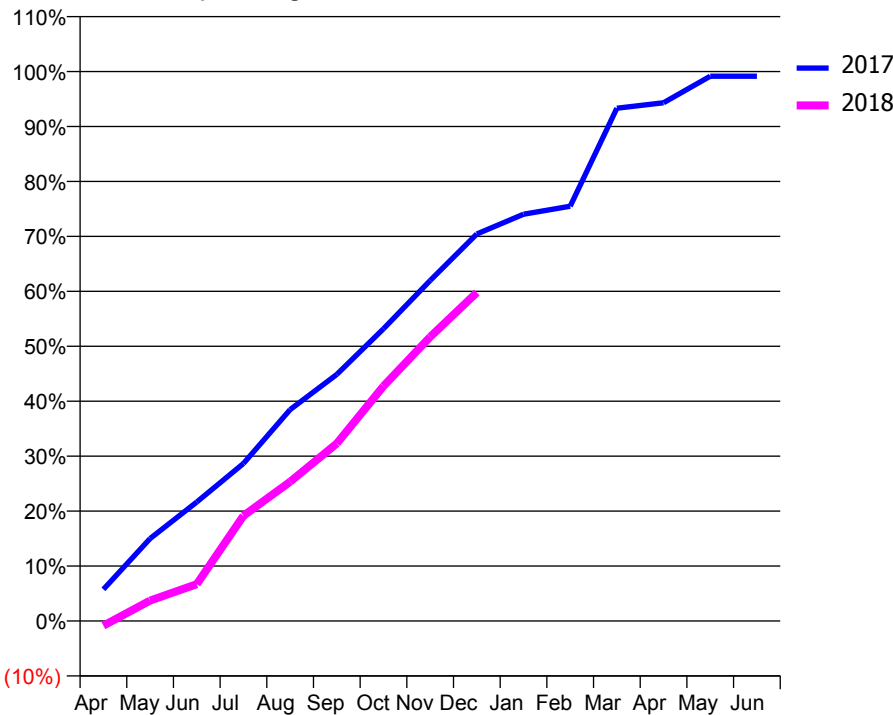
ACCESS*

Patients seen in 24 months	Total	Change since previous quarter
Quarter ending December 2016	3,010	
Quarter ending March 2017	2,934	↓
Quarter ending June 2017	2,812	↓
Quarter ending September 2017	2,800	→
Quarter ending December 2017	2,859	↑
Variance since December 2016	(5.0%)	↓



ACTIVITY

Cumulative percentage of contracted UDA delivered 2017 & 2018



Month	Adjusted Scheduled Activity (UDA)	
	2017	2018
April	561	-83
May	1,462	362
June	2,111	654
July	2,793	1,866
August	3,749	2,470
September	4,374	3,149
October	5,182	4,164
November	6,036	5,037
December	6,862	5,825
January	7,211	
February	7,354	
March	9,093	
April	9,189	
May	9,659	
June	9,659	

QUALITY

	Quantity	Base Number	Contract	AT	Region	England
% of FP17s for the same patient ID Re-attending within 3 months - Children	26	520	5.0%	11.0%	11.8%	12.0%
% of FP17s for the same patient ID Re-attending within 3 months - Adults	284	2,415	11.8%	14.5%	15.3%	15.9%
% of FP17s for the same patient ID Re-attending between 3 & 9 months - Children	267	520	51.3%	56.7%	59.1%	58.0%
% of FP17s for the same patient ID Re-attending between 3 & 9 months - Adults	1,520	2,415	62.9%	48.2%	51.5%	50.5%
% of FP17s for Band 1 Urgent Courses	115	2,754	4.2%	8.6%	8.0%	9.0%
% of FP17s Relating to Free Repair or Replacements	23	2,754	0.8%	0.7%	0.8%	0.8%
% of FP17s Relating to Continuations	76	2,754	2.8%	0.9%	1.1%	1.1%
% of Patients satisfied with the dentistry they have received	4	4	N/A	91.1%	91.6%	91.5%
% of Patients satisfied with the time they had to wait for an appointment	4	4	N/A	86.8%	88.3%	87.9%

* This is based on patients treated on this contract for their most recent course of treatment. Figures in italics indicate the base number of FP17s or Patient Questionnaire responses are less than 100. N/A is shown where the base number of responses is less than 10 during the period. % is calculated as Quantity/Base number*100

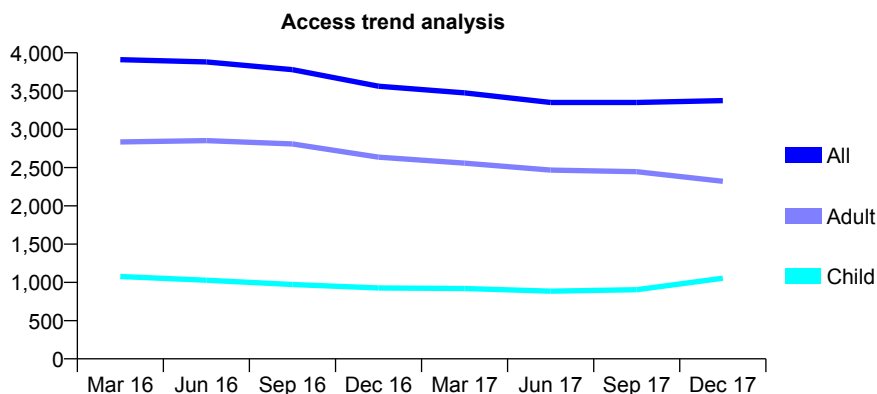
Q58 - Vital Signs At a Glance Contract Report for 193534/0001 - December 2017

Name or company name	Community Dental Services CIC
Contract type name	Pilot Contract
Purpose of contract	General
Contract start date	01/04/2011
Contract end date	31/03/2021

17/18 Contracted general activity (UDA)	13,170
Carry forward general activity (UDA)	0
17/18 Contracted orthodontic activity (UOA)	0
Carry forward orthodontic activity (UOA)	0
Baseline contract value	£364,461.94

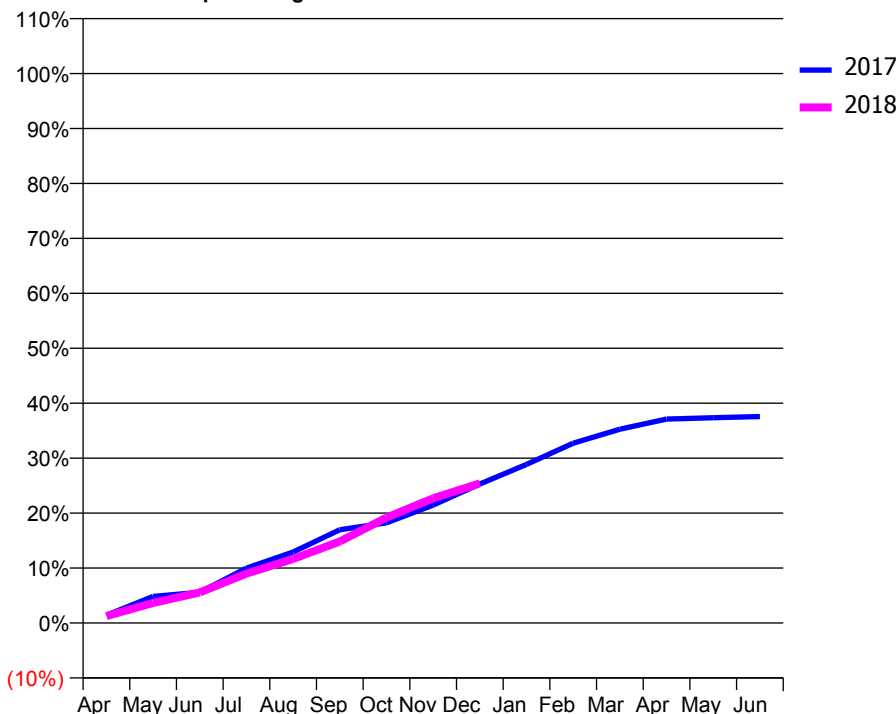
ACCESS*

Patients seen in 24 months	Total	Change since previous quarter
Quarter ending December 2016	3,563	
Quarter ending March 2017	3,477	↓
Quarter ending June 2017	3,351	↓
Quarter ending September 2017	3,351	→
Quarter ending December 2017	3,375	→
Variance since December 2016	(5.3%)	↓



ACTIVITY

Cumulative percentage of contracted UDA delivered 2017 & 2018



Month	Adjusted Scheduled Activity (UDA)	
	2017	2018
April	186	169
May	636	480
June	738	733
July	1,316	1,184
August	1,701	1,535
September	2,235	1,954
October	2,401	2,525
November	2,828	2,989
December	3,333	3,347
January	3,801	
February	4,311	
March	4,644	
April	4,889	
May	4,920	
June	4,948	

QUALITY

	Quantity	Base Number	Contract	AT	Region	England
% of FP17s for the same patient ID Re-attending within 3 months - Children	60	1,125	5.3%	11.0%	11.8%	12.0%
% of FP17s for the same patient ID Re-attending within 3 months - Adults	177	1,747	10.1%	14.5%	15.3%	15.9%
% of FP17s for the same patient ID Re-attending between 3 & 9 months - Children	391	1,125	34.8%	56.7%	59.1%	58.0%
% of FP17s for the same patient ID Re-attending between 3 & 9 months - Adults	567	1,747	32.5%	48.2%	51.5%	50.5%
% of FP17s for Band 1 Urgent Courses	325	1,796	18.1%	8.6%	8.0%	9.0%
% of FP17s Relating to Free Repair or Replacements	3	1,796	0.2%	0.7%	0.8%	0.8%
% of FP17s Relating to Continuations	6	1,796	0.3%	0.9%	1.1%	1.1%
% of Patients satisfied with the dentistry they have received	4	4	N/A	91.1%	91.6%	91.5%
% of Patients satisfied with the time they had to wait for an appointment	3	4	N/A	86.8%	88.3%	87.9%

* This is based on patients treated on this contract for their most recent course of treatment. Figures in italics indicate the base number of FP17s or Patient Questionnaire responses are less than 100. N/A is shown where the base number of responses is less than 10 during the period. % is calculated as Quantity/Base number*100

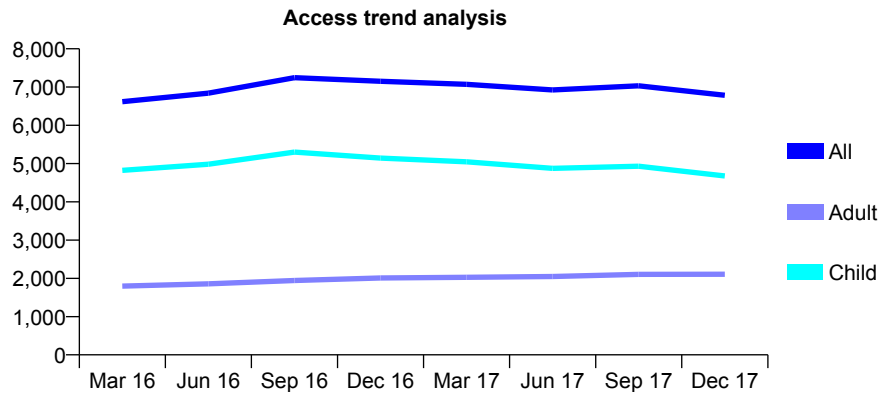
Q58 - Vital Signs At a Glance Contract Report for 193534/0002 - December 2017

Name or company name	Community Dental Services CIC
Contract type name	PDS Contract
Purpose of contract	General
Contract start date	01/04/2011
Contract end date	31/03/2021

17/18 Contracted general activity (UDA)	18,917
Carry forward general activity (UDA)	0
17/18 Contracted orthodontic activity (UOA)	0
Carry forward orthodontic activity (UOA)	0
Baseline contract value	£2,355,637.47

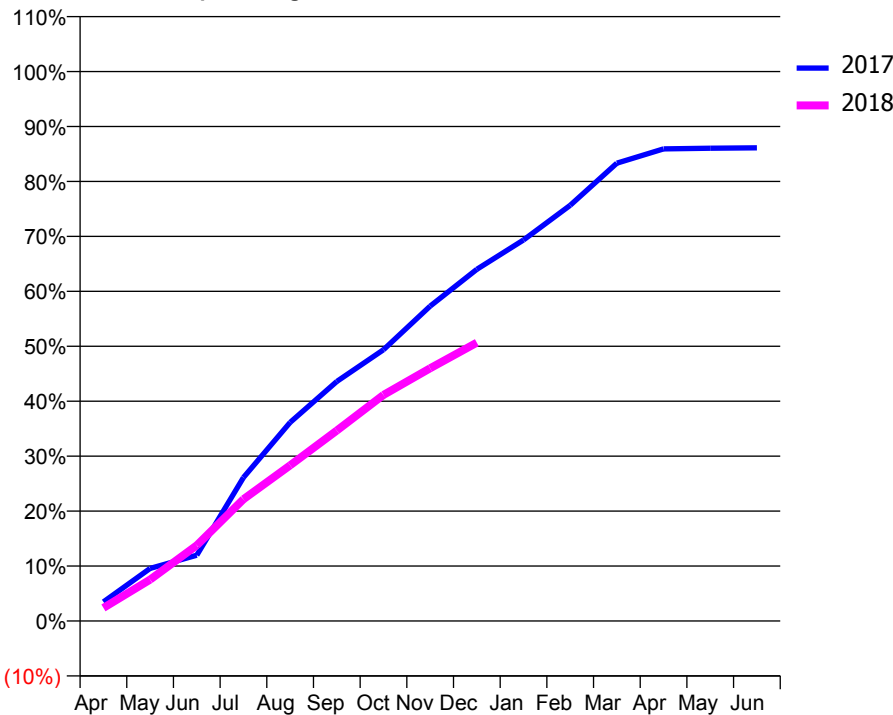
ACCESS*

Patients seen in 24 months	Total	Change since previous quarter
Quarter ending December 2016	7,151	
Quarter ending March 2017	7,072	↓
Quarter ending June 2017	6,924	↓
Quarter ending September 2017	7,033	→
Quarter ending December 2017	6,784	↓
Variance since December 2016	(5.1%)	↓



ACTIVITY

Cumulative percentage of contracted UDA delivered 2017 & 2018



Month	Adjusted Scheduled Activity (UDA)	
	2017	2018
April	657	451
May	1,811	1,425
June	2,268	2,603
July	4,943	4,192
August	6,836	5,361
September	8,247	6,556
October	9,340	7,783
November	10,841	8,701
December	12,109	9,581
January	13,117	
February	14,313	
March	15,764	
April	16,253	
May	16,274	
June	16,290	

QUALITY

	Quantity	Base Number	Contract	AT	Region	England
% of FP17s for the same patient ID Re-attending within 3 months - Children	365	4,544	8.0%	11.0%	11.8%	12.0%
% of FP17s for the same patient ID Re-attending within 3 months - Adults	129	1,594	8.1%	14.5%	15.3%	15.9%
% of FP17s for the same patient ID Re-attending between 3 & 9 months - Children	1,993	4,544	43.9%	56.7%	59.1%	58.0%
% of FP17s for the same patient ID Re-attending between 3 & 9 months - Adults	490	1,594	30.7%	48.2%	51.5%	50.5%
% of FP17s for Band 1 Urgent Courses	268	5,680	4.7%	8.6%	8.0%	9.0%
% of FP17s Relating to Free Repair or Replacements	0	5,680	0.0%	0.7%	0.8%	0.8%
% of FP17s Relating to Continuations	120	5,680	2.1%	0.9%	1.1%	1.1%
% of Patients satisfied with the dentistry they have received	3	4	N/A	91.1%	91.6%	91.5%
% of Patients satisfied with the time they had to wait for an appointment	2	4	N/A	86.8%	88.3%	87.9%

* This is based on patients treated on this contract for their most recent course of treatment. Figures in italics indicate the base number of FP17s or Patient Questionnaire responses are less than 100. N/A is shown where the base number of responses is less than 10 during the period. % is calculated as Quantity/Base number*100

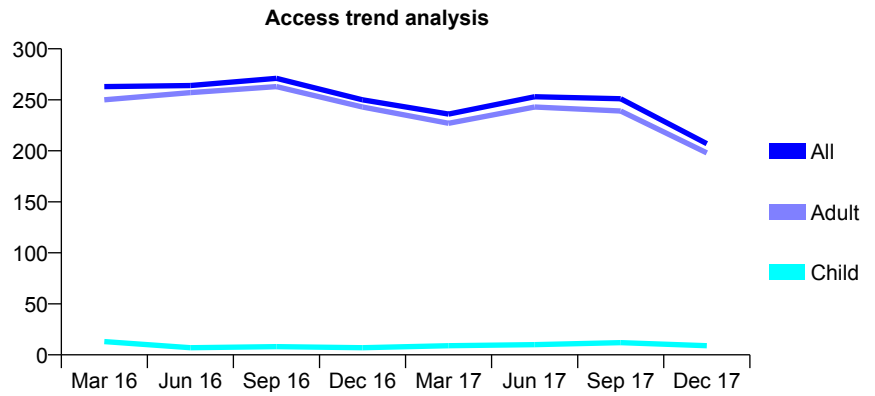
Q58 - Vital Signs At a Glance Contract Report for 193534/0003 - December 2017

Name or company name	Community Dental Services CIC
Contract type name	PDS Contract
Purpose of contract	General
Contract start date	01/04/2011
Contract end date	31/03/2021

17/18 Contracted general activity (UDA)	1,090
Carry forward general activity (UDA)	0
17/18 Contracted orthodontic activity (UOA)	0
Carry forward orthodontic activity (UOA)	0
Baseline contract value	£148,120.60

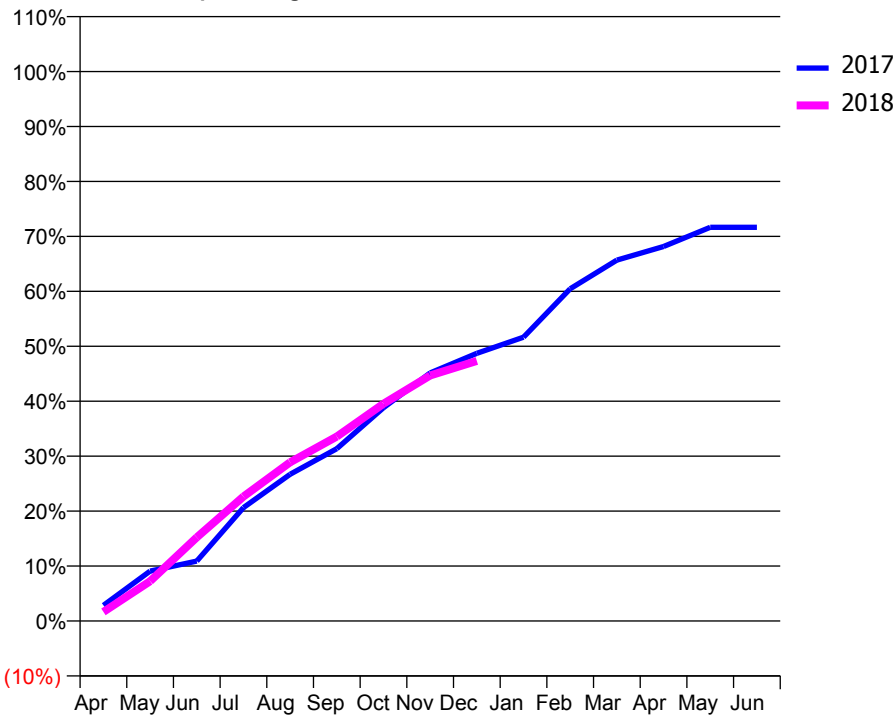
ACCESS*

Patients seen in 24 months	Total	Change since previous quarter
Quarter ending December 2016	250	
Quarter ending March 2017	236	↓
Quarter ending June 2017	253	↑
Quarter ending September 2017	251	→
Quarter ending December 2017	207	↓
Variance since December 2016	(17.2%)	↓



ACTIVITY

Cumulative percentage of contracted UDA delivered 2017 & 2018



Month	Adjusted Scheduled Activity (UDA)	
	2017	2018
April	31	18
May	99	79
June	119	166
July	225	247
August	291	315
September	342	366
October	423	431
November	492	487
December	531	516
January	563	
February	659	
March	716	
April	743	
May	781	
June	781	

QUALITY

	Quantity	Base Number	Contract	AT	Region	England
% of FP17s for the same patient ID Re-attending within 3 months - Children	1	24	4.2%	11.0%	11.8%	12.0%
% of FP17s for the same patient ID Re-attending within 3 months - Adults	3	218	1.4%	14.5%	15.3%	15.9%
% of FP17s for the same patient ID Re-attending between 3 & 9 months - Children	0	24	0.0%	56.7%	59.1%	58.0%
% of FP17s for the same patient ID Re-attending between 3 & 9 months - Adults	5	218	2.3%	48.2%	51.5%	50.5%
% of FP17s for Band 1 Urgent Courses	0	209	0.0%	8.6%	8.0%	9.0%
% of FP17s Relating to Free Repair or Replacements	0	209	0.0%	0.7%	0.8%	0.8%
% of FP17s Relating to Continuations	0	209	0.0%	0.9%	1.1%	1.1%
% of Patients satisfied with the dentistry they have received	0	0	N/A	91.1%	91.6%	91.5%
% of Patients satisfied with the time they had to wait for an appointment	0	0	N/A	86.8%	88.3%	87.9%

* This is based on patients treated on this contract for their most recent course of treatment. Figures in italics indicate the base number of FP17s or Patient Questionnaire responses are less than 100. N/A is shown where the base number of responses is less than 10 during the period. % is calculated as Quantity/Base number*100

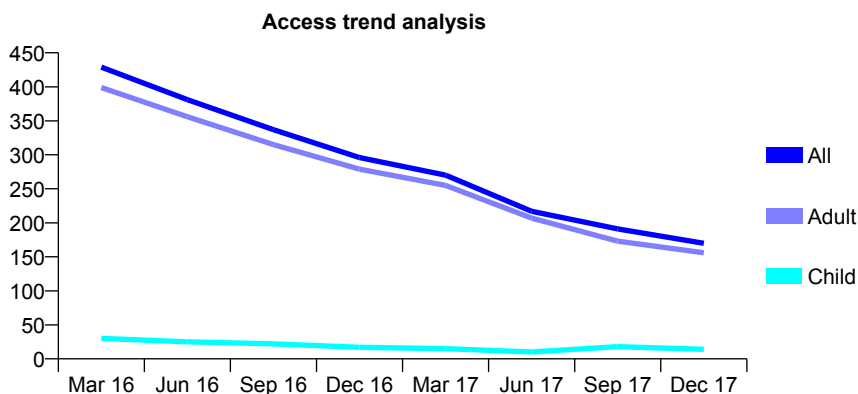
Q58 - Vital Signs At a Glance Contract Report for 193534/0004 - December 2017

Name or company name	Community Dental Services CIC
Contract type name	PDS Contract
Purpose of contract	General
Contract start date	01/04/2011
Contract end date	31/03/2021

17/18 Contracted general activity (UDA)	740
Carry forward general activity (UDA)	0
17/18 Contracted orthodontic activity (UOA)	0
Carry forward orthodontic activity (UOA)	0
Baseline contract value	£80,509.45

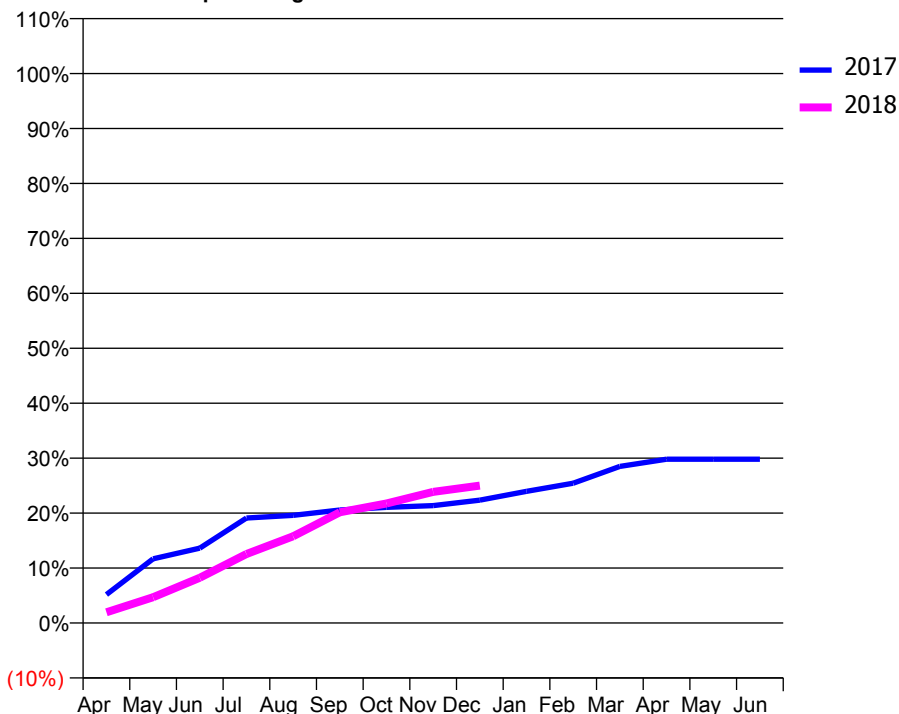
ACCESS*

Patients seen in 24 months	Total	Change since previous quarter
Quarter ending December 2016	296	
Quarter ending March 2017	270	↓
Quarter ending June 2017	217	↓
Quarter ending September 2017	191	↓
Quarter ending December 2017	170	↓
Variance since December 2016	(42.6%)	↓



ACTIVITY

Cumulative percentage of contracted UDA delivered 2017 & 2018



Month	Adjusted Scheduled Activity (UDA)	
	2017	2018
April	38	14
May	86	35
June	101	61
July	141	93
August	145	117
September	152	149
October	156	161
November	158	177
December	165	185
January	177	
February	188	
March	211	
April	221	
May	221	
June	221	

QUALITY

	Quantity	Base Number	Contract	AT	Region	England
% of FP17s for the same patient ID Re-attending within 3 months - Children	0	26	0.0%	11.0%	11.8%	12.0%
% of FP17s for the same patient ID Re-attending within 3 months - Adults	1	140	0.7%	14.5%	15.3%	15.9%
% of FP17s for the same patient ID Re-attending between 3 & 9 months - Children	0	26	0.0%	56.7%	59.1%	58.0%
% of FP17s for the same patient ID Re-attending between 3 & 9 months - Adults	0	140	0.0%	48.2%	51.5%	50.5%
% of FP17s for Band 1 Urgent Courses	140	158	88.6%	8.6%	8.0%	9.0%
% of FP17s Relating to Free Repair or Replacements	0	158	0.0%	0.7%	0.8%	0.8%
% of FP17s Relating to Continuations	0	158	0.0%	0.9%	1.1%	1.1%
% of Patients satisfied with the dentistry they have received	1	1	N/A	91.1%	91.6%	91.5%
% of Patients satisfied with the time they had to wait for an appointment	1	1	N/A	86.8%	88.3%	87.9%

* This is based on patients treated on this contract for their most recent course of treatment. Figures in italics indicate the base number of FP17s or Patient Questionnaire responses are less than 100. N/A is shown where the base number of responses is less than 10 during the period. % is calculated as Quantity/Base number*100

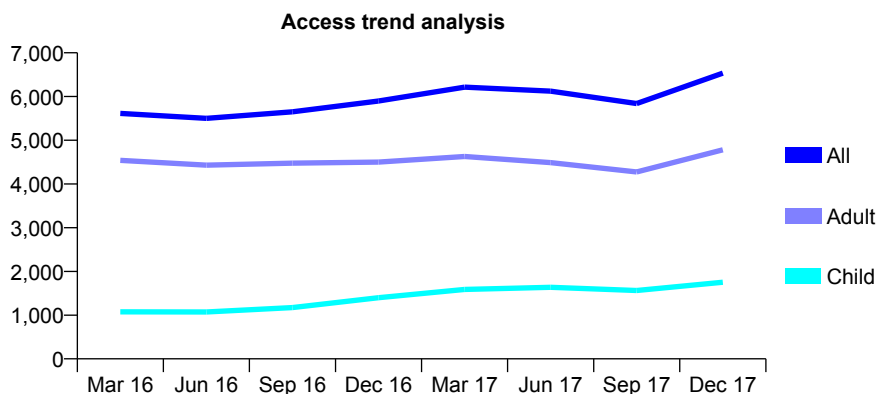
Q58 - Vital Signs At a Glance Contract Report for 196630/0001 - December 2017

Name or company name	Cedar Road Dental Practice
Contract type name	GDS Contract
Purpose of contract	General
Contract start date	01/04/2006
Contract end date	

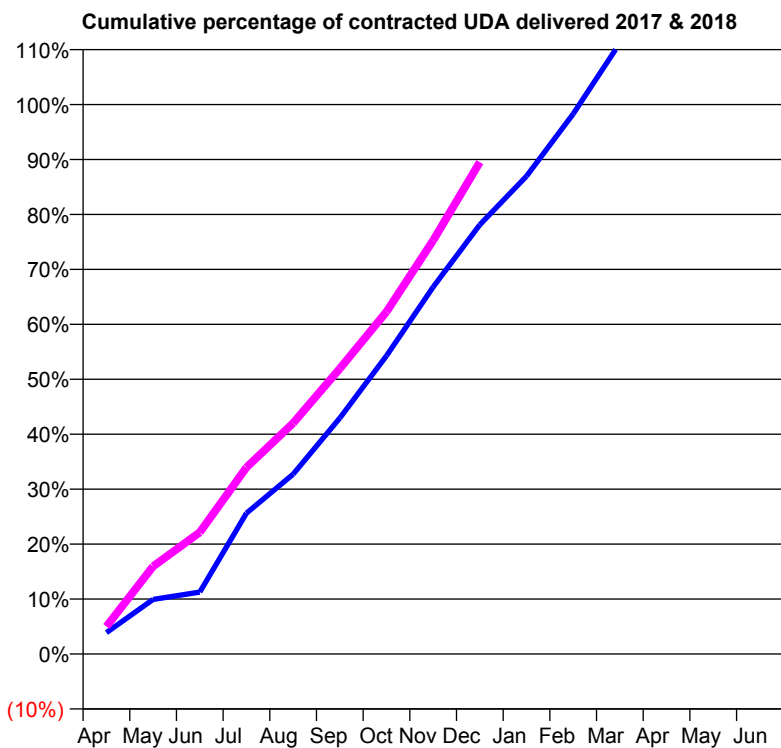
17/18 Contracted general activity (UDA)	14,190
Carry forward general activity (UDA)	0
17/18 Contracted orthodontic activity (UOA)	0
Carry forward orthodontic activity (UOA)	0
Baseline contract value	£378,408.97

ACCESS*

Patients seen in 24 months	Total	Change since previous quarter
Quarter ending December 2016	5,897	
Quarter ending March 2017	6,216	↑
Quarter ending June 2017	6,124	↓
Quarter ending September 2017	5,838	↓
Quarter ending December 2017	6,535	↑
Variance since December 2016	10.8%	↑



ACTIVITY



Month	Adjusted Scheduled Activity (UDA)	
	2017	2018
April	552	710
May	1,409	2,263
June	1,600	3,142
July	3,637	4,818
August	4,643	5,963
September	6,095	7,370
October	7,700	8,837
November	9,478	10,681
December	11,085	12,701
January	12,341	
February	13,949	
March	15,777	
April	16,846	
May	16,848	
June	16,853	

QUALITY

	Quantity	Base Number	Contract	AT	Region	England
% of FP17s for the same patient ID Re-attending within 3 months - Children	127	2,200	5.8%	11.0%	11.8%	12.0%
% of FP17s for the same patient ID Re-attending within 3 months - Adults	628	5,252	12.0%	14.5%	15.3%	15.9%
% of FP17s for the same patient ID Re-attending between 3 & 9 months - Children	1,193	2,200	54.2%	56.7%	59.1%	58.0%
% of FP17s for the same patient ID Re-attending between 3 & 9 months - Adults	2,497	5,252	47.5%	48.2%	51.5%	50.5%
% of FP17s for Band 1 Urgent Courses	479	6,845	7.0%	8.6%	8.0%	9.0%
% of FP17s Relating to Free Repair or Replacements	77	6,845	1.1%	0.7%	0.8%	0.8%
% of FP17s Relating to Continuations	37	6,845	0.5%	0.9%	1.1%	1.1%
% of Patients satisfied with the dentistry they have received	6	6	N/A	91.1%	91.6%	91.5%
% of Patients satisfied with the time they had to wait for an appointment	6	6	N/A	86.8%	88.3%	87.9%

* This is based on patients treated on this contract for their most recent course of treatment. Figures in italics indicate the base number of FP17s or Patient Questionnaire responses are less than 100. N/A is shown where the base number of responses is less than 10 during the period. % is calculated as Quantity/Base number*100

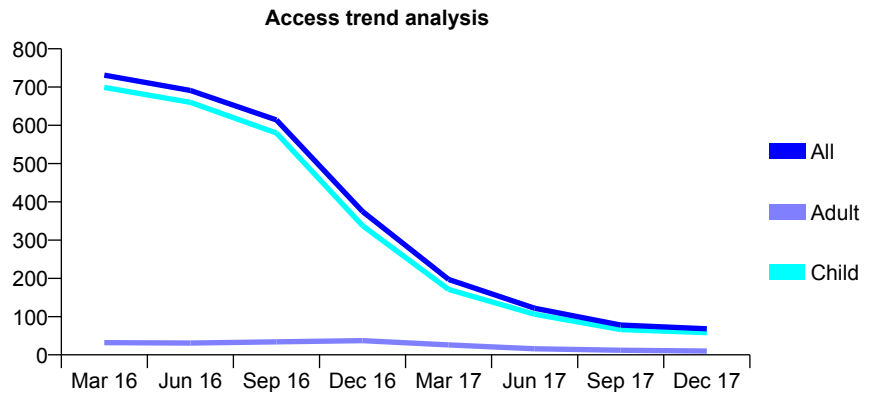
Q58 - Vital Signs At a Glance Contract Report for 196630/0003 - December 2017

Name or company name	Cedar Road Dental Practice
Contract type name	GDS Contract
Purpose of contract	General
Contract start date	01/04/2006
Contract end date	

17/18 Contracted general activity (UDA)	2,250
Carry forward general activity (UDA)	0
17/18 Contracted orthodontic activity (UOA)	0
Carry forward orthodontic activity (UOA)	0
Baseline contract value	£83,132.73

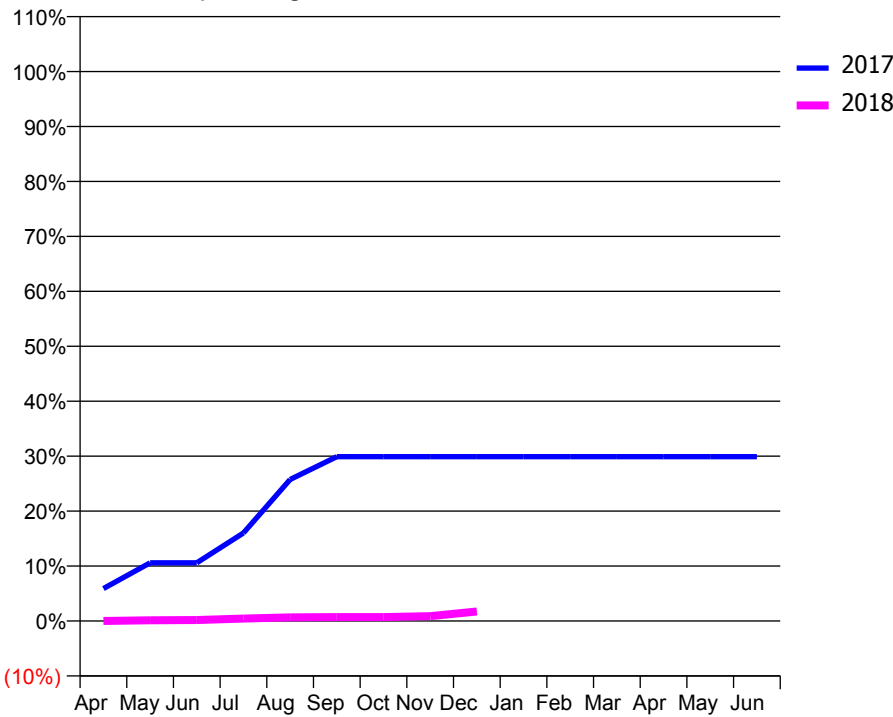
ACCESS*

Patients seen in 24 months	Total	Change since previous quarter
Quarter ending December 2016	375	
Quarter ending March 2017	197	↓
Quarter ending June 2017	122	↓
Quarter ending September 2017	78	↓
Quarter ending December 2017	68	↓
Variance since December 2016	(81.9%)	↓



ACTIVITY

Cumulative percentage of contracted UDA delivered 2017 & 2018



Month	Adjusted Scheduled Activity (UDA)	
	2017	2018
April	133	0
May	238	3
June	238	4
July	361	10
August	580	15
September	673	16
October	673	16
November	673	20
December	673	39
January	673	
February	673	
March	673	
April	673	
May	673	
June	673	

QUALITY

	Quantity	Base Number	Contract	AT	Region	England
% of FP17s for the same patient ID Re-attending within 3 months - Children	0	17	0.0%	11.0%	11.8%	12.0%
% of FP17s for the same patient ID Re-attending within 3 months - Adults	0	2	0.0%	14.5%	15.3%	15.9%
% of FP17s for the same patient ID Re-attending between 3 & 9 months - Children	0	17	0.0%	56.7%	59.1%	58.0%
% of FP17s for the same patient ID Re-attending between 3 & 9 months - Adults	0	2	0.0%	48.2%	51.5%	50.5%
% of FP17s for Band 1 Urgent Courses	0	19	0.0%	8.6%	8.0%	9.0%
% of FP17s Relating to Free Repair or Replacements	0	19	0.0%	0.7%	0.8%	0.8%
% of FP17s Relating to Continuations	0	19	0.0%	0.9%	1.1%	1.1%
% of Patients satisfied with the dentistry they have received	0	0	N/A	91.1%	91.6%	91.5%
% of Patients satisfied with the time they had to wait for an appointment	0	0	N/A	86.8%	88.3%	87.9%

* This is based on patients treated on this contract for their most recent course of treatment. Figures in italics indicate the base number of FP17s or Patient Questionnaire responses are less than 100. N/A is shown where the base number of responses is less than 10 during the period. % is calculated as Quantity/Base number*100

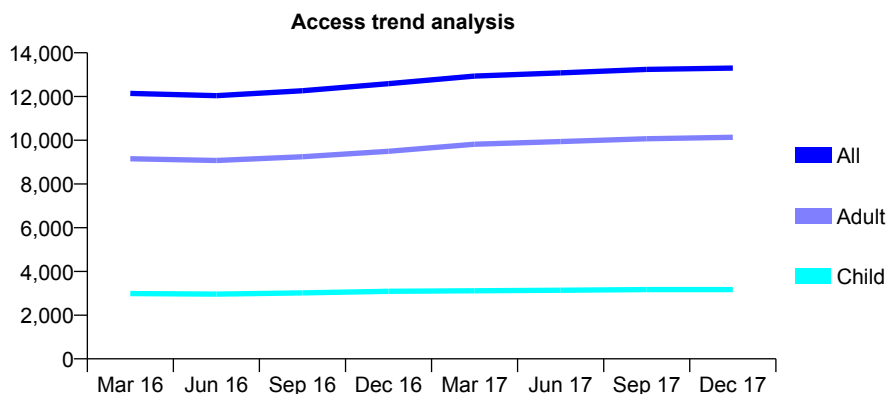
Q58 - Vital Signs At a Glance Contract Report for 197874/0001 - December 2017

Name or company name	Oradi Ltd
Contract type name	Pilot Contract
Purpose of contract	General and Orthodontic
Contract start date	01/04/2008
Contract end date	

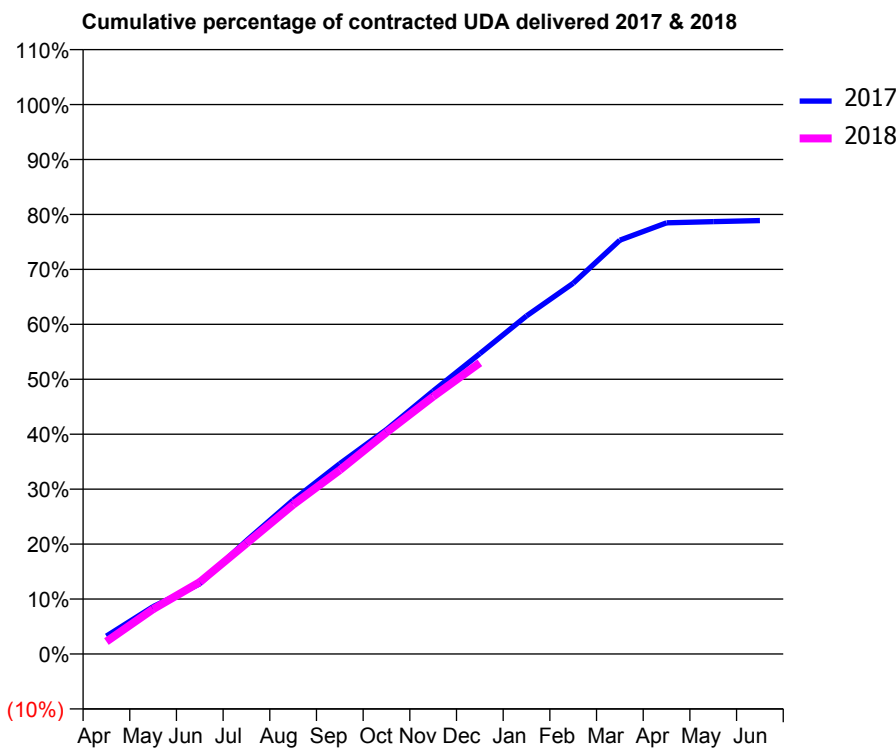
17/18 Contracted general activity (UDA)	47,659
Carry forward general activity (UDA)	0
17/18 Contracted orthodontic activity (UOA)	0
Carry forward orthodontic activity (UOA)	0
Baseline contract value	£1,289,915.92

ACCESS*

Patients seen in 24 months	Total	Change since previous quarter
Quarter ending December 2016	12,587	
Quarter ending March 2017	12,934	↑
Quarter ending June 2017	13,080	→
Quarter ending September 2017	13,240	→
Quarter ending December 2017	13,304	→
Variance since December 2016	5.7%	↑



ACTIVITY



Month	Adjusted Scheduled Activity (UDA)	
	2017	2018
April	1,551	1,084
May	4,107	3,895
June	6,084	6,240
July	9,840	9,590
August	13,355	12,943
September	16,507	15,950
October	19,466	19,217
November	22,818	22,322
December	26,053	25,250
January	29,319	
February	32,154	
March	35,897	
April	37,399	
May	37,499	
June	37,588	

QUALITY

	Quantity	Base Number	Contract	AT	Region	England
% of FP17s for the same patient ID Re-attending within 3 months - Children	248	3,390	7.3%	11.0%	11.8%	12.0%
% of FP17s for the same patient ID Re-attending within 3 months - Adults	1,181	9,848	12.0%	14.5%	15.3%	15.9%
% of FP17s for the same patient ID Re-attending between 3 & 9 months - Children	2,029	3,390	59.9%	56.7%	59.1%	58.0%
% of FP17s for the same patient ID Re-attending between 3 & 9 months - Adults	5,475	9,848	55.6%	48.2%	51.5%	50.5%
% of FP17s for Band 1 Urgent Courses	438	12,408	3.5%	8.6%	8.0%	9.0%
% of FP17s Relating to Free Repair or Replacements	85	12,408	0.7%	0.7%	0.8%	0.8%
% of FP17s Relating to Continuations	53	12,408	0.4%	0.9%	1.1%	1.1%
% of Patients satisfied with the dentistry they have received	12	14	85.7%	91.1%	91.6%	91.5%
% of Patients satisfied with the time they had to wait for an appointment	12	14	85.7%	86.8%	88.3%	87.9%

* This is based on patients treated on this contract for their most recent course of treatment. Figures in italics indicate the base number of FP17s or Patient Questionnaire responses are less than 100. N/A is shown where the base number of responses is less than 10 during the period. % is calculated as Quantity/Base number*100

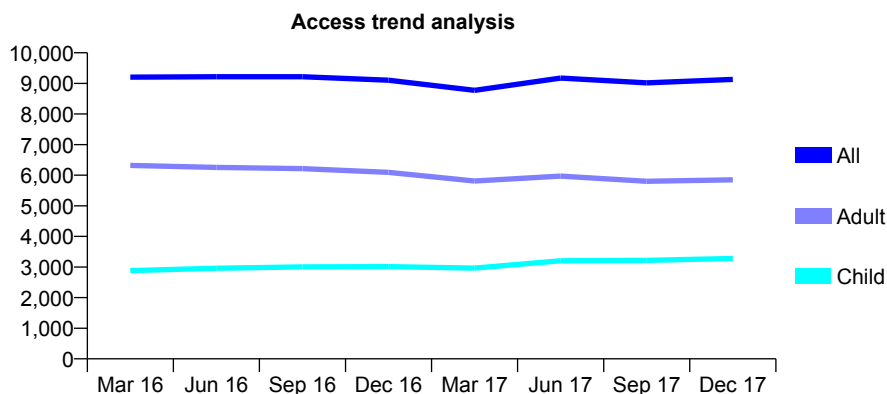
Q58 - Vital Signs At a Glance Contract Report for 198900/0001 - December 2017

Name or company name	MARAH Limited
Contract type name	GDS Contract
Purpose of contract	General
Contract start date	01/12/2011
Contract end date	

17/18 Contracted general activity (UDA)	21,838
Carry forward general activity (UDA)	191
17/18 Contracted orthodontic activity (UOA)	0
Carry forward orthodontic activity (UOA)	0
Baseline contract value	£616,012.95

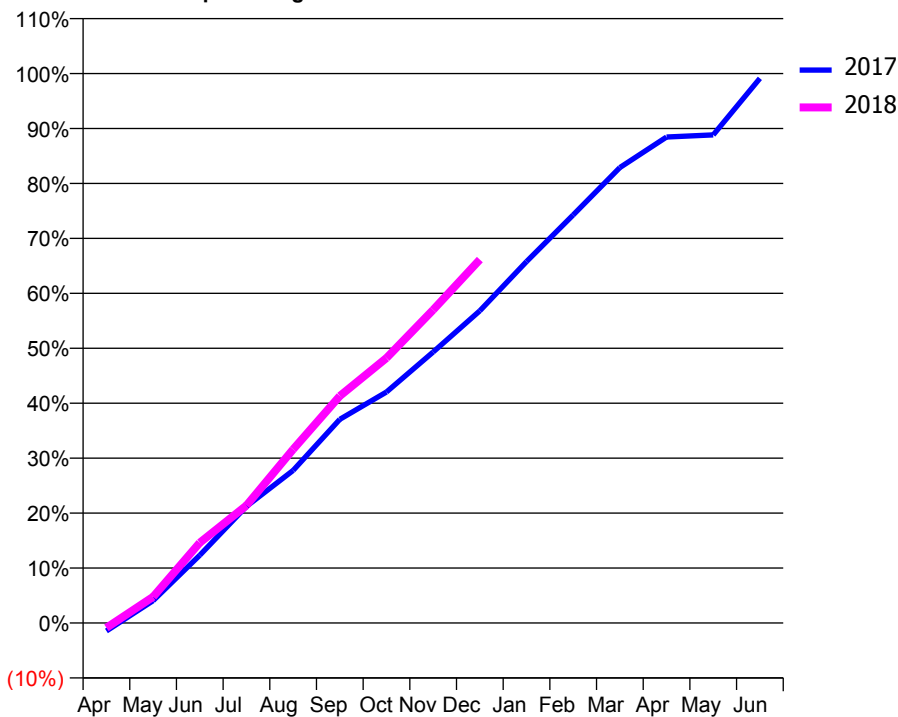
ACCESS*

Patients seen in 24 months	Total	Change since previous quarter
Quarter ending December 2016	9,106	
Quarter ending March 2017	8,772	↓
Quarter ending June 2017	9,175	↑
Quarter ending September 2017	9,019	↓
Quarter ending December 2017	9,130	→
Variance since December 2016	0.3%	→



ACTIVITY

Cumulative percentage of contracted UDA delivered 2017 & 2018



Month	Adjusted Scheduled Activity (UDA)	
	2017	2018
April	-322	-191
May	888	1,041
June	2,697	3,193
July	4,634	4,674
August	6,067	6,901
September	8,096	9,020
October	9,182	10,533
November	10,769	12,445
December	12,408	14,446
January	14,364	
February	16,217	
March	18,102	
April	19,313	
May	19,398	
June	21,647	

QUALITY

	Quantity	Base Number	Contract	AT	Region	England
% of FP17s for the same patient ID Re-attending within 3 months - Children	483	4,588	10.5%	11.0%	11.8%	12.0%
% of FP17s for the same patient ID Re-attending within 3 months - Adults	692	5,512	12.6%	14.5%	15.3%	15.9%
% of FP17s for the same patient ID Re-attending between 3 & 9 months - Children	2,563	4,588	55.9%	56.7%	59.1%	58.0%
% of FP17s for the same patient ID Re-attending between 3 & 9 months - Adults	2,473	5,512	44.9%	48.2%	51.5%	50.5%
% of FP17s for Band 1 Urgent Courses	359	7,838	4.6%	8.6%	8.0%	9.0%
% of FP17s Relating to Free Repair or Replacements	29	7,838	0.4%	0.7%	0.8%	0.8%
% of FP17s Relating to Continuations	132	7,838	1.7%	0.9%	1.1%	1.1%
% of Patients satisfied with the dentistry they have received	3	3	N/A	91.1%	91.6%	91.5%
% of Patients satisfied with the time they had to wait for an appointment	2	3	N/A	86.8%	88.3%	87.9%

* This is based on patients treated on this contract for their most recent course of treatment. Figures in italics indicate the base number of FP17s or Patient Questionnaire responses are less than 100. N/A is shown where the base number of responses is less than 10 during the period. % is calculated as Quantity/Base number*100

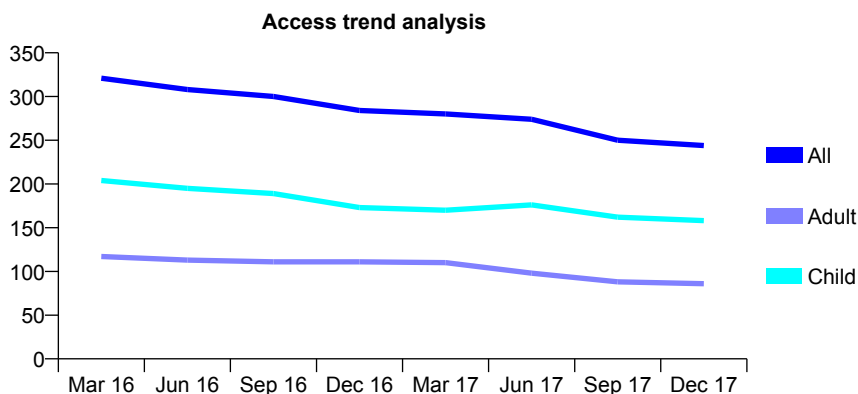
Q58 - Vital Signs At a Glance Contract Report for 201162/0003 - December 2017

Name or company name	MR JG MCKEON
Contract type name	GDS Contract
Purpose of contract	General
Contract start date	01/04/2010
Contract end date	

17/18 Contracted general activity (UDA)	1,200
Carry forward general activity (UDA)	0
17/18 Contracted orthodontic activity (UOA)	0
Carry forward orthodontic activity (UOA)	0
Baseline contract value	£33,152.44

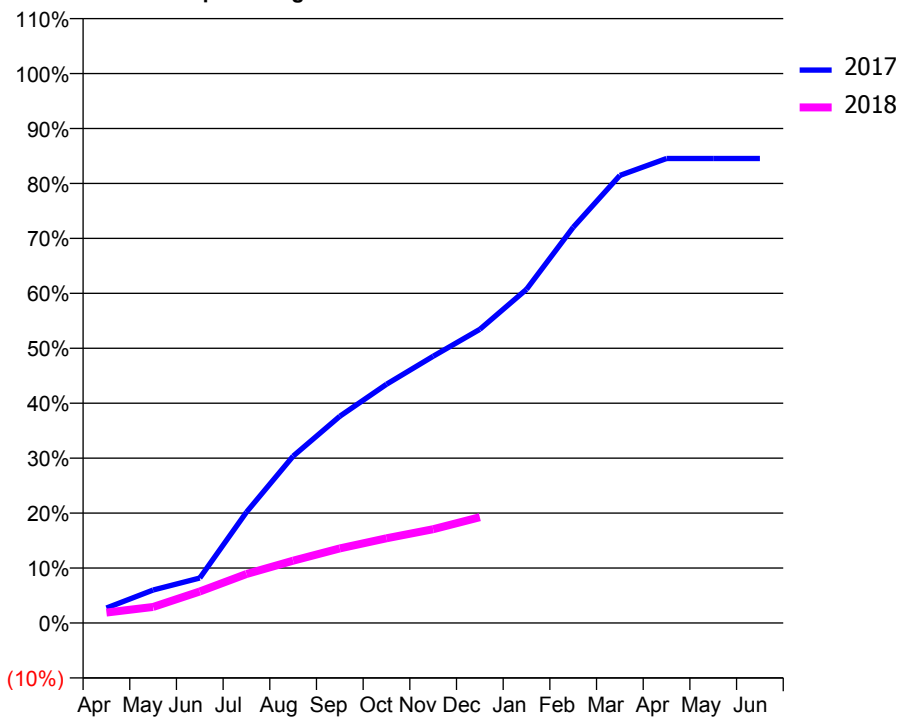
ACCESS*

Patients seen in 24 months	Total	Change since previous quarter
Quarter ending December 2016	284	
Quarter ending March 2017	280	↓
Quarter ending June 2017	274	↓
Quarter ending September 2017	250	↓
Quarter ending December 2017	244	↓
Variance since December 2016	(14.1%)	↓



ACTIVITY

Cumulative percentage of contracted UDA delivered 2017 & 2018



Month	Adjusted Scheduled Activity (UDA)	
	2017	2018
April	15	23
May	33	35
June	45	69
July	111	107
August	167	136
September	207	163
October	239	185
November	267	205
December	294	231
January	334	
February	396	
March	448	
April	465	
May	465	
June	465	

QUALITY

	Quantity	Base Number	Contract	AT	Region	England
% of FP17s for the same patient ID Re-attending within 3 months - Children	7	140	5.0%	11.0%	11.8%	12.0%
% of FP17s for the same patient ID Re-attending within 3 months - Adults	2	30	6.7%	14.5%	15.3%	15.9%
% of FP17s for the same patient ID Re-attending between 3 & 9 months - Children	45	140	32.1%	56.7%	59.1%	58.0%
% of FP17s for the same patient ID Re-attending between 3 & 9 months - Adults	11	30	36.7%	48.2%	51.5%	50.5%
% of FP17s for Band 1 Urgent Courses	0	159	0.0%	8.6%	8.0%	9.0%
% of FP17s Relating to Free Repair or Replacements	0	159	0.0%	0.7%	0.8%	0.8%
% of FP17s Relating to Continuations	2	159	1.3%	0.9%	1.1%	1.1%
% of Patients satisfied with the dentistry they have received	0	0	N/A	91.1%	91.6%	91.5%
% of Patients satisfied with the time they had to wait for an appointment	0	0	N/A	86.8%	88.3%	87.9%

* This is based on patients treated on this contract for their most recent course of treatment. Figures in italics indicate the base number of FP17s or Patient Questionnaire responses are less than 100. N/A is shown where the base number of responses is less than 10 during the period. % is calculated as Quantity/Base number*100

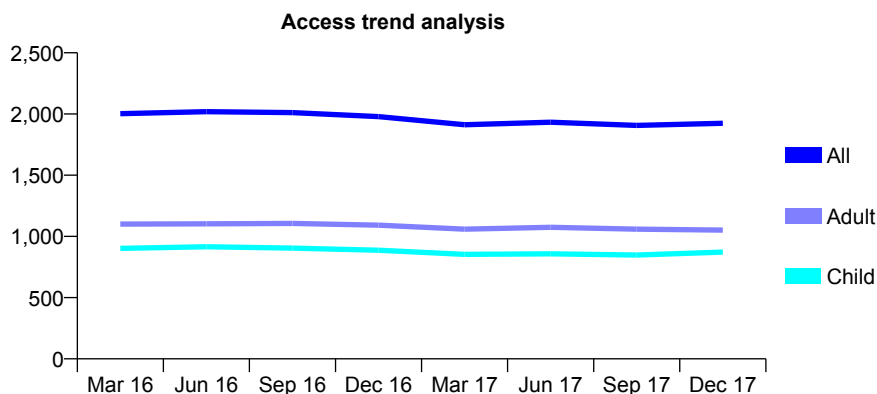
Q58 - Vital Signs At a Glance Contract Report for 207837/0001 - December 2017

Name or company name	MR RK DESAI
Contract type name	GDS Contract
Purpose of contract	General
Contract start date	01/04/2006
Contract end date	

17/18 Contracted general activity (UDA)	4,943
Carry forward general activity (UDA)	-27
17/18 Contracted orthodontic activity (UOA)	0
Carry forward orthodontic activity (UOA)	0
Baseline contract value	£158,123.63

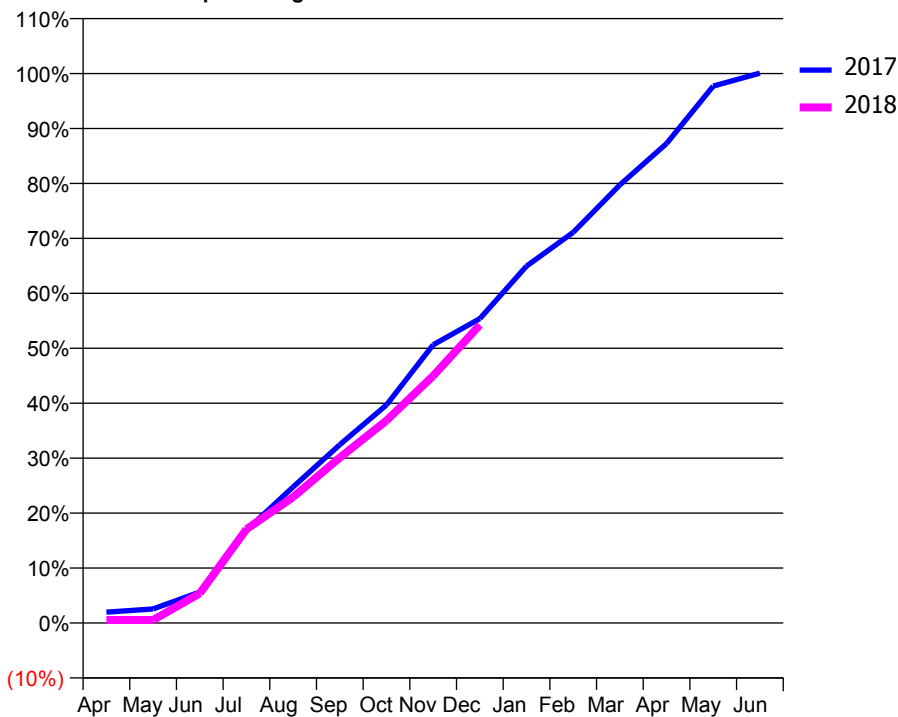
ACCESS*

Patients seen in 24 months	Total	Change since previous quarter
Quarter ending December 2016	1,979	
Quarter ending March 2017	1,912	↓
Quarter ending June 2017	1,933	→
Quarter ending September 2017	1,907	↓
Quarter ending December 2017	1,924	→
Variance since December 2016	(2.8%)	↓



ACTIVITY

Cumulative percentage of contracted UDA delivered 2017 & 2018



Month	Adjusted Scheduled Activity (UDA)	
	2017	2018
April	98	27
May	126	27
June	279	267
July	835	843
August	1,224	1,132
September	1,604	1,488
October	1,962	1,822
November	2,503	2,223
December	2,738	2,682
January	3,211	
February	3,514	
March	3,941	
April	4,312	
May	4,829	
June	4,946	

QUALITY

	Quantity	Base Number	Contract	AT	Region	England
% of FP17s for the same patient ID Re-attending within 3 months - Children	39	743	5.2%	11.0%	11.8%	12.0%
% of FP17s for the same patient ID Re-attending within 3 months - Adults	83	717	11.6%	14.5%	15.3%	15.9%
% of FP17s for the same patient ID Re-attending between 3 & 9 months - Children	284	743	38.2%	56.7%	59.1%	58.0%
% of FP17s for the same patient ID Re-attending between 3 & 9 months - Adults	201	717	28.0%	48.2%	51.5%	50.5%
% of FP17s for Band 1 Urgent Courses	139	1,102	12.6%	8.6%	8.0%	9.0%
% of FP17s Relating to Free Repair or Replacements	23	1,102	2.1%	0.7%	0.8%	0.8%
% of FP17s Relating to Continuations	7	1,102	0.6%	0.9%	1.1%	1.1%
% of Patients satisfied with the dentistry they have received	0	0	N/A	91.1%	91.6%	91.5%
% of Patients satisfied with the time they had to wait for an appointment	0	0	N/A	86.8%	88.3%	87.9%

* This is based on patients treated on this contract for their most recent course of treatment. Figures in italics indicate the base number of FP17s or Patient Questionnaire responses are less than 100. N/A is shown where the base number of responses is less than 10 during the period. % is calculated as Quantity/Base number*100

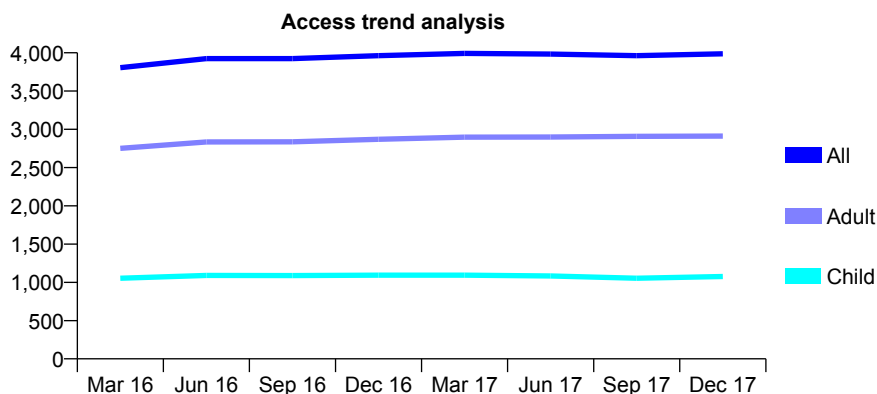
Q58 - Vital Signs At a Glance Contract Report for 213632/0001 - December 2017

Name or company name	MR HW CHAN
Contract type name	GDS Contract
Purpose of contract	General
Contract start date	01/04/2006
Contract end date	

17/18 Contracted general activity (UDA)	11,935
Carry forward general activity (UDA)	0
17/18 Contracted orthodontic activity (UOA)	0
Carry forward orthodontic activity (UOA)	0
Baseline contract value	£294,190.18

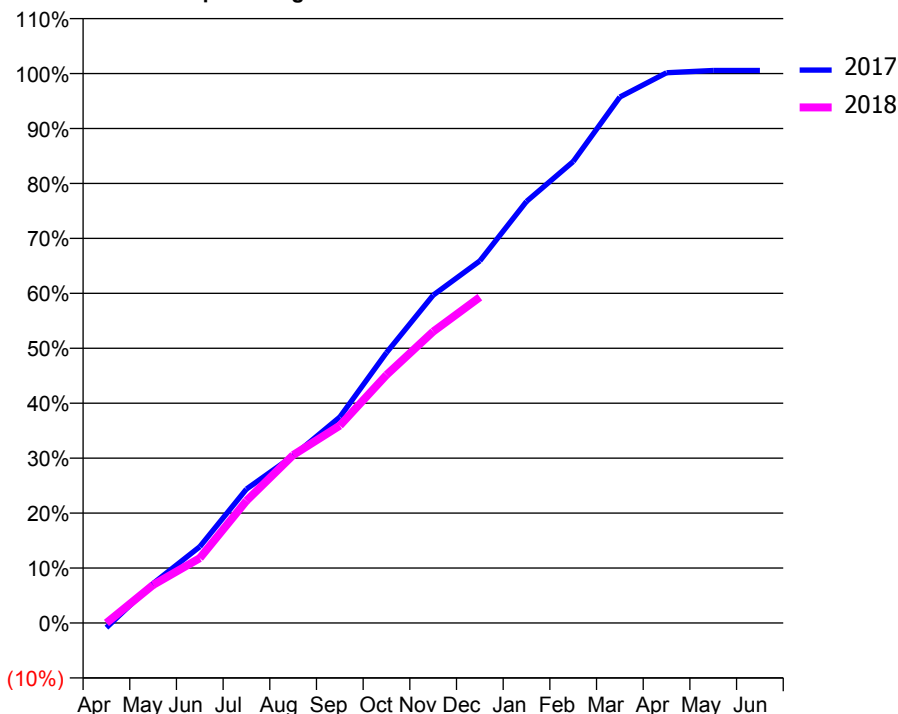
ACCESS*

Patients seen in 24 months	Total	Change since previous quarter
Quarter ending December 2016	3,963	
Quarter ending March 2017	3,992	→
Quarter ending June 2017	3,983	→
Quarter ending September 2017	3,962	→
Quarter ending December 2017	3,987	→
Variance since December 2016	0.6%	→



ACTIVITY

Cumulative percentage of contracted UDA delivered 2017 & 2018



Month	Adjusted Scheduled Activity (UDA)	
	2017	2018
April	-102	0
May	863	826
June	1,667	1,409
July	2,926	2,655
August	3,650	3,647
September	4,499	4,287
October	5,903	5,387
November	7,158	6,331
December	7,907	7,077
January	9,205	
February	10,077	
March	11,487	
April	12,017	
May	12,065	
June	12,065	

QUALITY

	Quantity	Base Number	Contract	AT	Region	England
% of FP17s for the same patient ID Re-attending within 3 months - Children	25	1,129	2.2%	11.0%	11.8%	12.0%
% of FP17s for the same patient ID Re-attending within 3 months - Adults	161	2,572	6.3%	14.5%	15.3%	15.9%
% of FP17s for the same patient ID Re-attending between 3 & 9 months - Children	787	1,129	69.7%	56.7%	59.1%	58.0%
% of FP17s for the same patient ID Re-attending between 3 & 9 months - Adults	1,556	2,572	60.5%	48.2%	51.5%	50.5%
% of FP17s for Band 1 Urgent Courses	0	3,405	0.0%	8.6%	8.0%	9.0%
% of FP17s Relating to Free Repair or Replacements	13	3,405	0.4%	0.7%	0.8%	0.8%
% of FP17s Relating to Continuations	0	3,405	0.0%	0.9%	1.1%	1.1%
% of Patients satisfied with the dentistry they have received	7	7	N/A	91.1%	91.6%	91.5%
% of Patients satisfied with the time they had to wait for an appointment	7	7	N/A	86.8%	88.3%	87.9%

* This is based on patients treated on this contract for their most recent course of treatment. Figures in italics indicate the base number of FP17s or Patient Questionnaire responses are less than 100. N/A is shown where the base number of responses is less than 10 during the period. % is calculated as Quantity/Base number*100

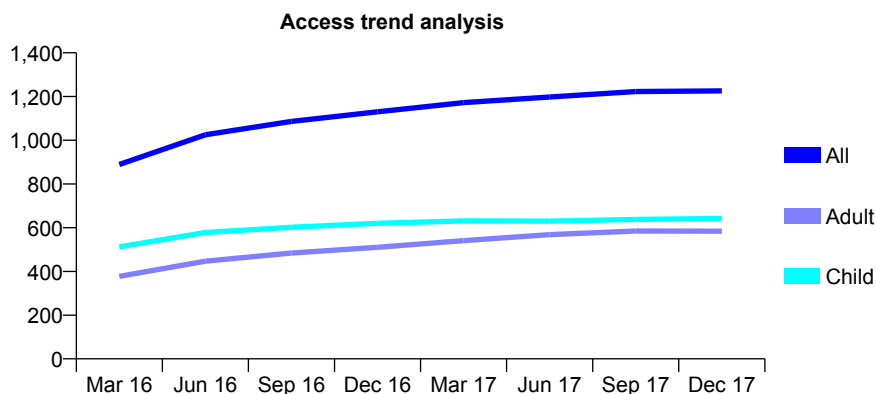
Q58 - Vital Signs At a Glance Contract Report for 214248/0002 - December 2017

Name or company name	Alexandra Dental Practice
Contract type name	GDS Contract
Purpose of contract	General
Contract start date	01/09/2015
Contract end date	

17/18 Contracted general activity (UDA)	2,754
Carry forward general activity (UDA)	-35
17/18 Contracted orthodontic activity (UOA)	0
Carry forward orthodontic activity (UOA)	0
Baseline contract value	£67,190.81

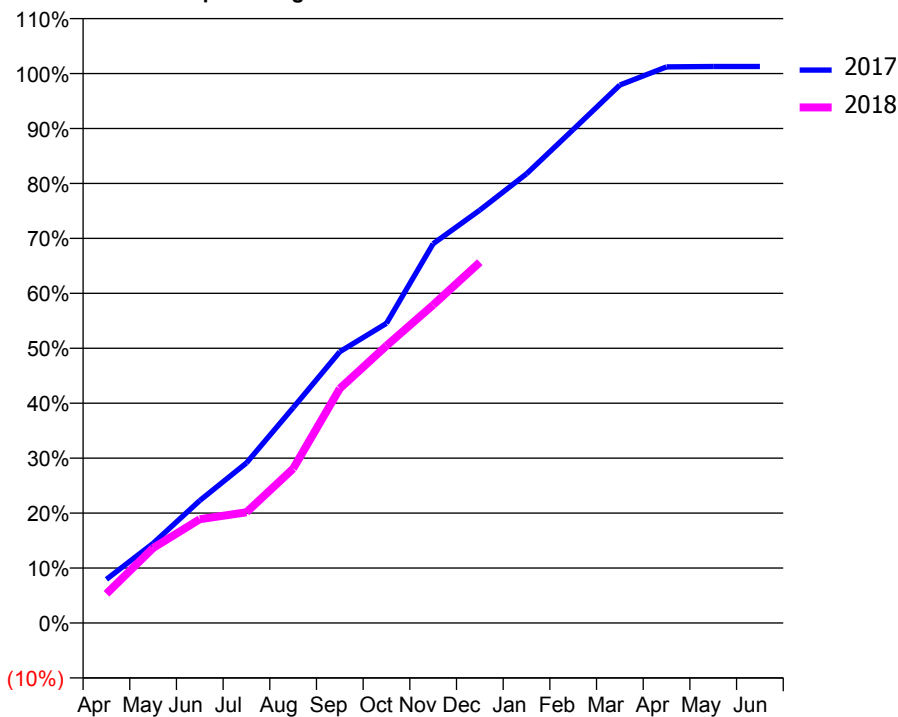
ACCESS*

Patients seen in 24 months	Total	Change since previous quarter
Quarter ending December 2016	1,130	
Quarter ending March 2017	1,172	↑
Quarter ending June 2017	1,198	↑
Quarter ending September 2017	1,223	↑
Quarter ending December 2017	1,226	→
Variance since December 2016	8.5%	↑



ACTIVITY

Cumulative percentage of contracted UDA delivered 2017 & 2018



Month	Adjusted Scheduled Activity (UDA)	
	2017	2018
April	219	146
May	399	376
June	614	520
July	802	555
August	1,079	774
September	1,359	1,175
October	1,502	1,390
November	1,901	1,594
December	2,069	1,808
January	2,251	
February	2,473	
March	2,697	
April	2,787	
May	2,789	
June	2,789	

QUALITY

	Quantity	Base Number	Contract	AT	Region	England
% of FP17s for the same patient ID Re-attending within 3 months - Children	38	719	5.3%	11.0%	11.8%	12.0%
% of FP17s for the same patient ID Re-attending within 3 months - Adults	46	585	7.9%	14.5%	15.3%	15.9%
% of FP17s for the same patient ID Re-attending between 3 & 9 months - Children	468	719	65.1%	56.7%	59.1%	58.0%
% of FP17s for the same patient ID Re-attending between 3 & 9 months - Adults	406	585	69.4%	48.2%	51.5%	50.5%
% of FP17s for Band 1 Urgent Courses	61	1,242	4.9%	8.6%	8.0%	9.0%
% of FP17s Relating to Free Repair or Replacements	0	1,242	0.0%	0.7%	0.8%	0.8%
% of FP17s Relating to Continuations	10	1,242	0.8%	0.9%	1.1%	1.1%
% of Patients satisfied with the dentistry they have received	0	0	N/A	91.1%	91.6%	91.5%
% of Patients satisfied with the time they had to wait for an appointment	0	0	N/A	86.8%	88.3%	87.9%

* This is based on patients treated on this contract for their most recent course of treatment. Figures in italics indicate the base number of FP17s or Patient Questionnaire responses are less than 100. N/A is shown where the base number of responses is less than 10 during the period. % is calculated as Quantity/Base number*100

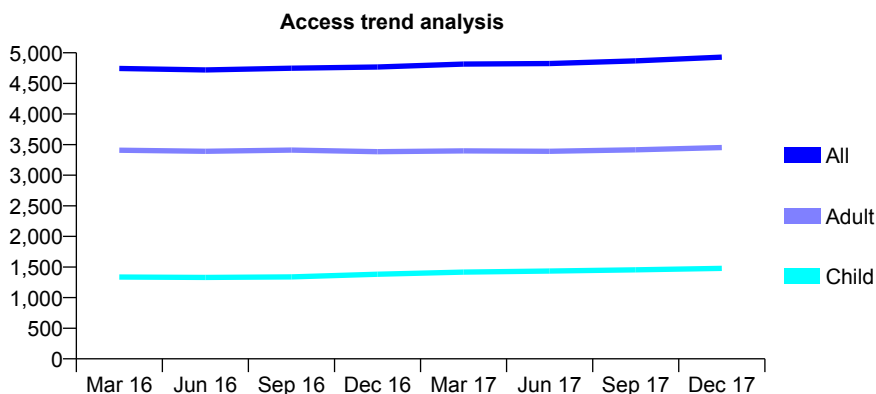
Q58 - Vital Signs At a Glance Contract Report for 215090/0001 - December 2017

Name or company name	MR SJ GORAN
Contract type name	GDS Contract
Purpose of contract	General
Contract start date	01/04/2006
Contract end date	

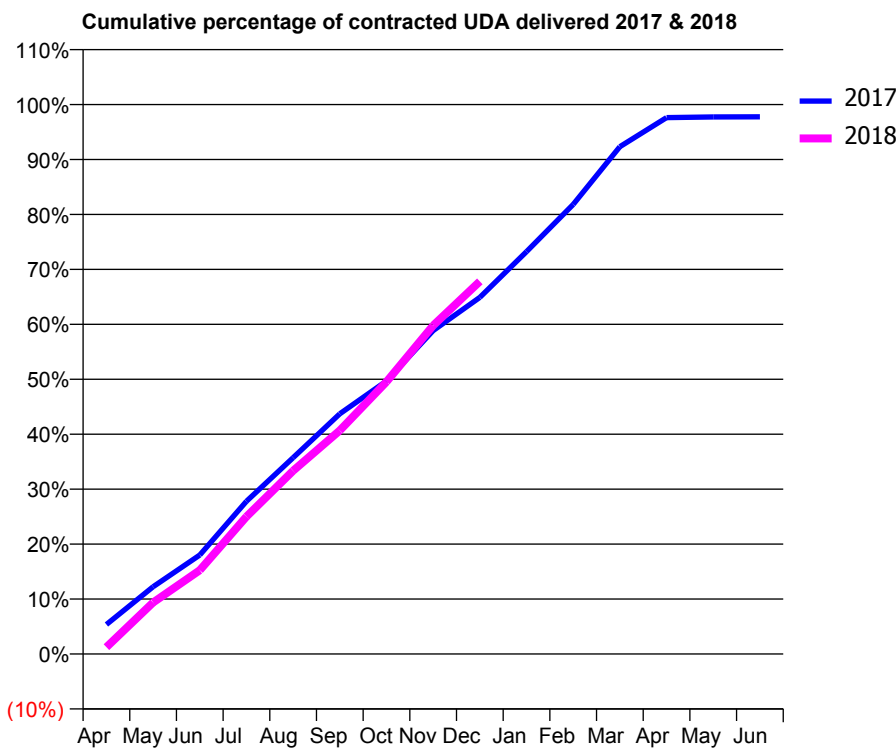
17/18 Contracted general activity (UDA)	13,270
Carry forward general activity (UDA)	298
17/18 Contracted orthodontic activity (UOA)	0
Carry forward orthodontic activity (UOA)	0
Baseline contract value	£355,166.72

ACCESS*

Patients seen in 24 months	Total	Change since previous quarter
Quarter ending December 2016	4,767	
Quarter ending March 2017	4,815	→
Quarter ending June 2017	4,824	→
Quarter ending September 2017	4,868	→
Quarter ending December 2017	4,930	→
Variance since December 2016	3.4%	↑



ACTIVITY



Month	Adjusted Scheduled Activity (UDA)	
	2017	2018
April	714	167
May	1,626	1,243
June	2,391	2,025
July	3,689	3,319
August	4,742	4,425
September	5,801	5,399
October	6,592	6,574
November	7,809	7,934
December	8,611	9,000
January	9,717	
February	10,858	
March	12,251	
April	12,954	
May	12,969	
June	12,972	

QUALITY

	Quantity	Base Number	Contract	AT	Region	England
% of FP17s for the same patient ID Re-attending within 3 months - Children	140	1,463	9.6%	11.0%	11.8%	12.0%
% of FP17s for the same patient ID Re-attending within 3 months - Adults	728	3,267	22.3%	14.5%	15.3%	15.9%
% of FP17s for the same patient ID Re-attending between 3 & 9 months - Children	752	1,463	51.4%	56.7%	59.1%	58.0%
% of FP17s for the same patient ID Re-attending between 3 & 9 months - Adults	1,227	3,267	37.6%	48.2%	51.5%	50.5%
% of FP17s for Band 1 Urgent Courses	864	4,492	19.2%	8.6%	8.0%	9.0%
% of FP17s Relating to Free Repair or Replacements	15	4,492	0.3%	0.7%	0.8%	0.8%
% of FP17s Relating to Continuations	11	4,492	0.2%	0.9%	1.1%	1.1%
% of Patients satisfied with the dentistry they have received	5	5	N/A	91.1%	91.6%	91.5%
% of Patients satisfied with the time they had to wait for an appointment	5	5	N/A	86.8%	88.3%	87.9%

* This is based on patients treated on this contract for their most recent course of treatment. Figures in italics indicate the base number of FP17s or Patient Questionnaire responses are less than 100. N/A is shown where the base number of responses is less than 10 during the period. % is calculated as Quantity/Base number*100

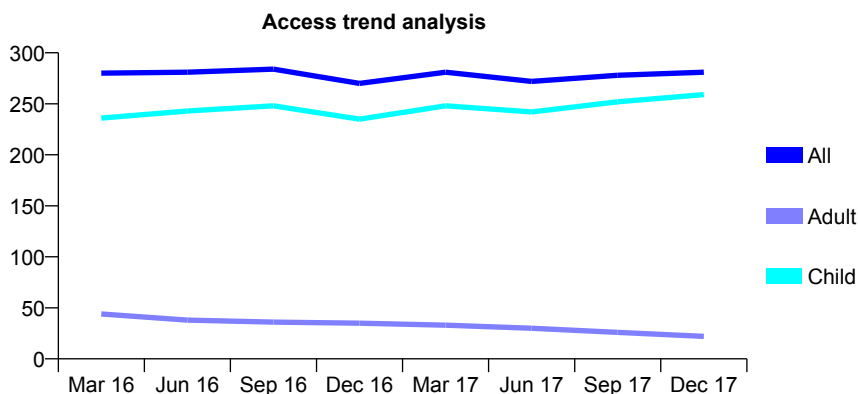
Q58 - Vital Signs At a Glance Contract Report for 221643/0002 - December 2017

Name or company name	MR R MISTRY
Contract type name	GDS Contract
Purpose of contract	General
Contract start date	01/04/2006
Contract end date	

17/18 Contracted general activity (UDA)	490
Carry forward general activity (UDA)	-10
17/18 Contracted orthodontic activity (UOA)	0
Carry forward orthodontic activity (UOA)	0
Baseline contract value	£14,538.51

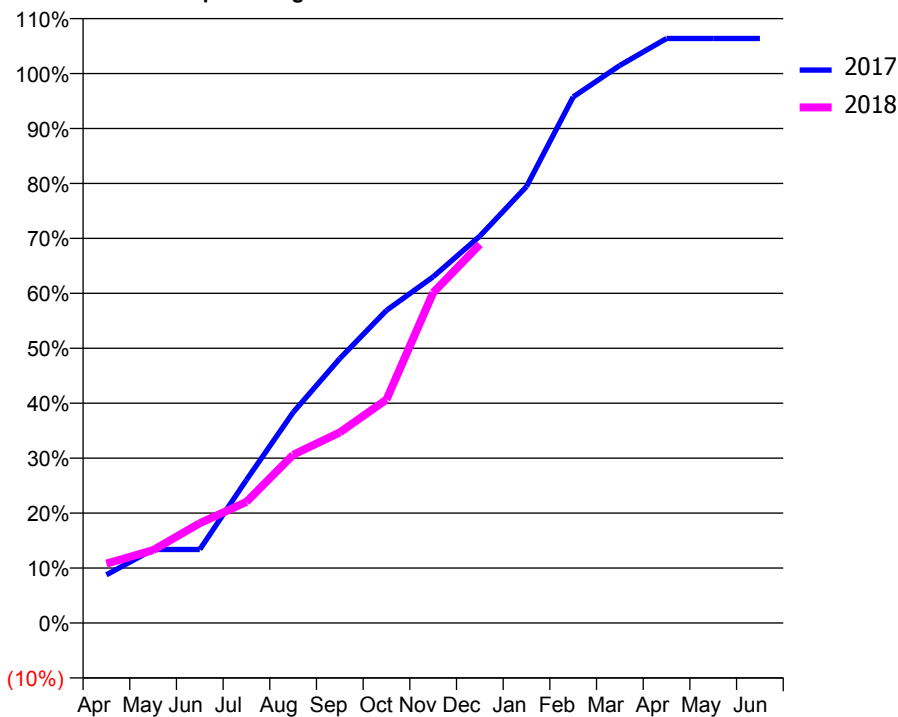
ACCESS*

Patients seen in 24 months	Total	Change since previous quarter
Quarter ending December 2016	270	
Quarter ending March 2017	281	↑
Quarter ending June 2017	272	↓
Quarter ending September 2017	278	↑
Quarter ending December 2017	281	→
Variance since December 2016	4.1%	↑



ACTIVITY

Cumulative percentage of contracted UDA delivered 2017 & 2018



Month	Adjusted Scheduled Activity (UDA)	
	2017	2018
April	43	53
May	66	65
June	66	89
July	128	108
August	188	150
September	236	170
October	279	199
November	309	295
December	345	338
January	389	
February	469	
March	497	
April	521	
May	521	
June	521	

QUALITY

	Quantity	Base Number	Contract	AT	Region	England
% of FP17s for the same patient ID Re-attending within 3 months - Children	10	260	3.8%	11.0%	11.8%	12.0%
% of FP17s for the same patient ID Re-attending within 3 months - Adults	1	7	14.3%	14.5%	15.3%	15.9%
% of FP17s for the same patient ID Re-attending between 3 & 9 months - Children	137	260	52.7%	56.7%	59.1%	58.0%
% of FP17s for the same patient ID Re-attending between 3 & 9 months - Adults	4	7	57.1%	48.2%	51.5%	50.5%
% of FP17s for Band 1 Urgent Courses	4	253	1.6%	8.6%	8.0%	9.0%
% of FP17s Relating to Free Repair or Replacements	0	253	0.0%	0.7%	0.8%	0.8%
% of FP17s Relating to Continuations	0	253	0.0%	0.9%	1.1%	1.1%
% of Patients satisfied with the dentistry they have received	0	0	N/A	91.1%	91.6%	91.5%
% of Patients satisfied with the time they had to wait for an appointment	0	0	N/A	86.8%	88.3%	87.9%

* This is based on patients treated on this contract for their most recent course of treatment. Figures in italics indicate the base number of FP17s or Patient Questionnaire responses are less than 100. N/A is shown where the base number of responses is less than 10 during the period. % is calculated as Quantity/Base number*100

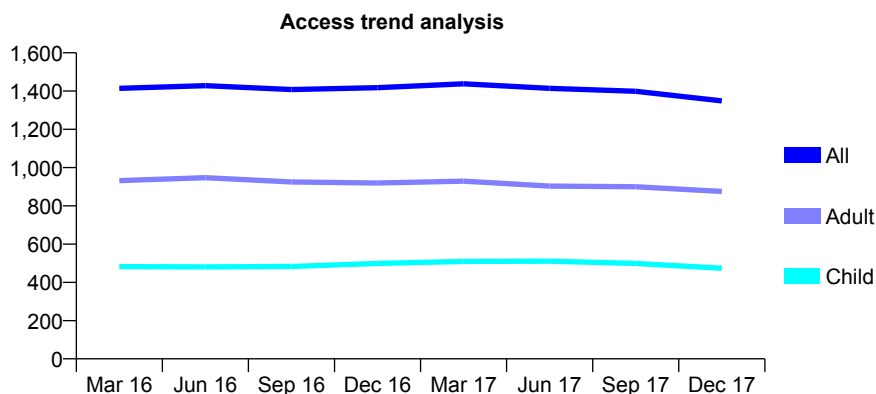
Q58 - Vital Signs At a Glance Contract Report for 222135/0001 - December 2017

Name or company name	Potton Dental Partnership
Contract type name	GDS Contract
Purpose of contract	General
Contract start date	01/04/2006
Contract end date	

17/18 Contracted general activity (UDA)	3,562
Carry forward general activity (UDA)	0
17/18 Contracted orthodontic activity (UOA)	0
Carry forward orthodontic activity (UOA)	0
Baseline contract value	£86,475.61

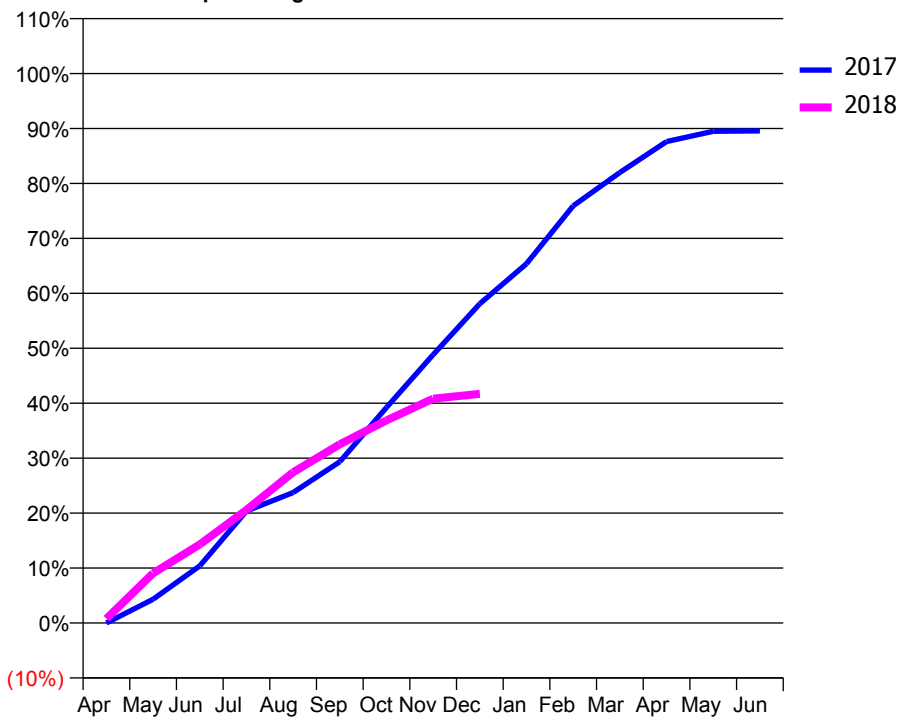
ACCESS*

Patients seen in 24 months	Total	Change since previous quarter
Quarter ending December 2016	1,418	
Quarter ending March 2017	1,438	→
Quarter ending June 2017	1,414	↓
Quarter ending September 2017	1,399	↓
Quarter ending December 2017	1,349	↓
Variance since December 2016	(4.9%)	↓



ACTIVITY

Cumulative percentage of contracted UDA delivered 2017 & 2018



Adjusted Scheduled Activity (UDA)

Month	2017	2018
April	0	28
May	154	323
June	370	510
July	726	733
August	846	977
September	1,045	1,158
October	1,397	1,313
November	1,740	1,454
December	2,070	1,486
January	2,329	
February	2,704	
March	2,920	
April	3,121	
May	3,188	
June	3,190	

QUALITY

	Quantity	Base Number	Contract	AT	Region	England
% of FP17s for the same patient ID Re-attending within 3 months - Children	29	359	8.1%	11.0%	11.8%	12.0%
% of FP17s for the same patient ID Re-attending within 3 months - Adults	96	620	15.5%	14.5%	15.3%	15.9%
% of FP17s for the same patient ID Re-attending between 3 & 9 months - Children	126	359	35.1%	56.7%	59.1%	58.0%
% of FP17s for the same patient ID Re-attending between 3 & 9 months - Adults	255	620	41.1%	48.2%	51.5%	50.5%
% of FP17s for Band 1 Urgent Courses	80	850	9.4%	8.6%	8.0%	9.0%
% of FP17s Relating to Free Repair or Replacements	5	850	0.6%	0.7%	0.8%	0.8%
% of FP17s Relating to Continuations	6	850	0.7%	0.9%	1.1%	1.1%
% of Patients satisfied with the dentistry they have received	4	4	N/A	91.1%	91.6%	91.5%
% of Patients satisfied with the time they had to wait for an appointment	3	4	N/A	86.8%	88.3%	87.9%

* This is based on patients treated on this contract for their most recent course of treatment. Figures in italics indicate the base number of FP17s or Patient Questionnaire responses are less than 100. N/A is shown where the base number of responses is less than 10 during the period. % is calculated as Quantity/Base number*100

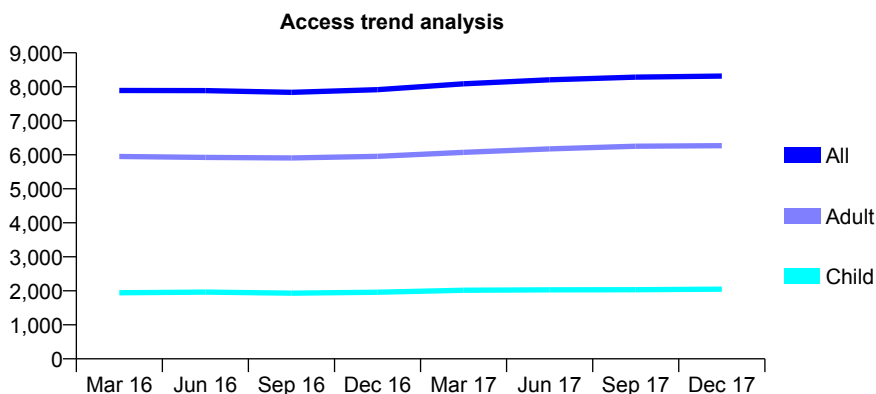
Q58 - Vital Signs At a Glance Contract Report for 224618/0001 - December 2017

Name or company name	MR UH PATEL
Contract type name	GDS Contract
Purpose of contract	General
Contract start date	01/04/2006
Contract end date	

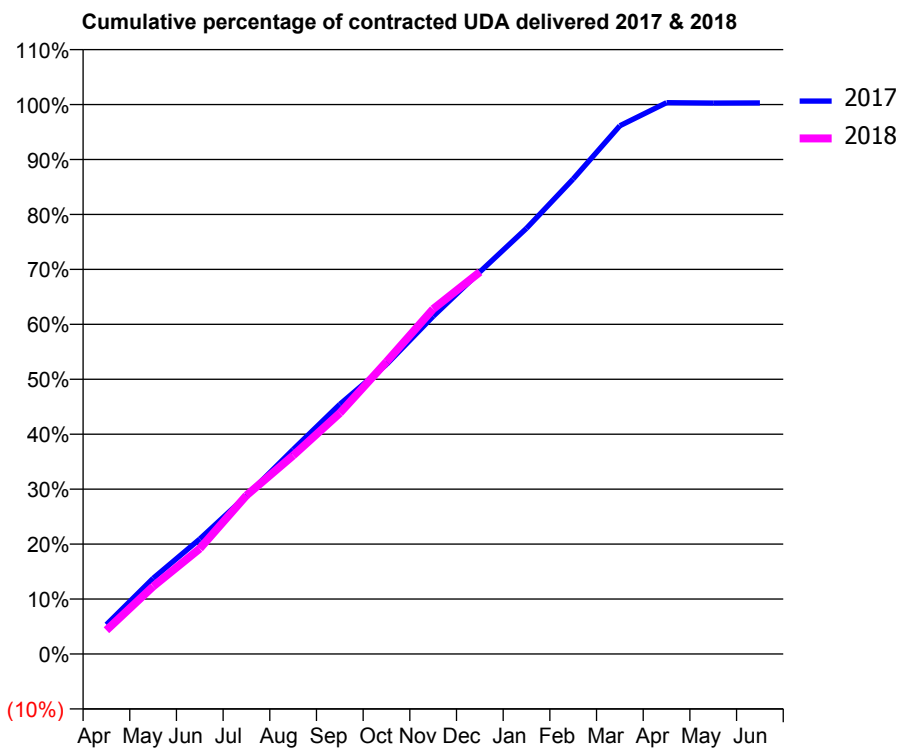
17/18 Contracted general activity (UDA)	18,367
Carry forward general activity (UDA)	-54
17/18 Contracted orthodontic activity (UOA)	0
Carry forward orthodontic activity (UOA)	0
Baseline contract value	£427,707.56

ACCESS*

Patients seen in 24 months	Total	Change since previous quarter
Quarter ending December 2016	7,915	
Quarter ending March 2017	8,088	↑
Quarter ending June 2017	8,205	→
Quarter ending September 2017	8,285	→
Quarter ending December 2017	8,317	→
Variance since December 2016	5.1%	↑



ACTIVITY



Month	Adjusted Scheduled Activity (UDA)	
	2017	2018
April	984	796
May	2,529	2,256
June	3,845	3,523
July	5,289	5,302
August	6,835	6,637
September	8,346	8,052
October	9,678	9,769
November	11,287	11,533
December	12,770	12,766
January	14,227	
February	15,879	
March	17,655	
April	18,428	
May	18,415	
June	18,420	

QUALITY

	Quantity	Base Number	Contract	AT	Region	England
% of FP17s for the same patient ID Re-attending within 3 months - Children	95	2,351	4.0%	11.0%	11.8%	12.0%
% of FP17s for the same patient ID Re-attending within 3 months - Adults	621	6,616	9.4%	14.5%	15.3%	15.9%
% of FP17s for the same patient ID Re-attending between 3 & 9 months - Children	1,625	2,351	69.1%	56.7%	59.1%	58.0%
% of FP17s for the same patient ID Re-attending between 3 & 9 months - Adults	4,082	6,616	61.7%	48.2%	51.5%	50.5%
% of FP17s for Band 1 Urgent Courses	411	7,626	5.4%	8.6%	8.0%	9.0%
% of FP17s Relating to Free Repair or Replacements	60	7,626	0.8%	0.7%	0.8%	0.8%
% of FP17s Relating to Continuations	41	7,626	0.5%	0.9%	1.1%	1.1%
% of Patients satisfied with the dentistry they have received	11	12	91.7%	91.1%	91.6%	91.5%
% of Patients satisfied with the time they had to wait for an appointment	10	12	83.3%	86.8%	88.3%	87.9%

* This is based on patients treated on this contract for their most recent course of treatment. Figures in italics indicate the base number of FP17s or Patient Questionnaire responses are less than 100. N/A is shown where the base number of responses is less than 10 during the period. % is calculated as Quantity/Base number*100

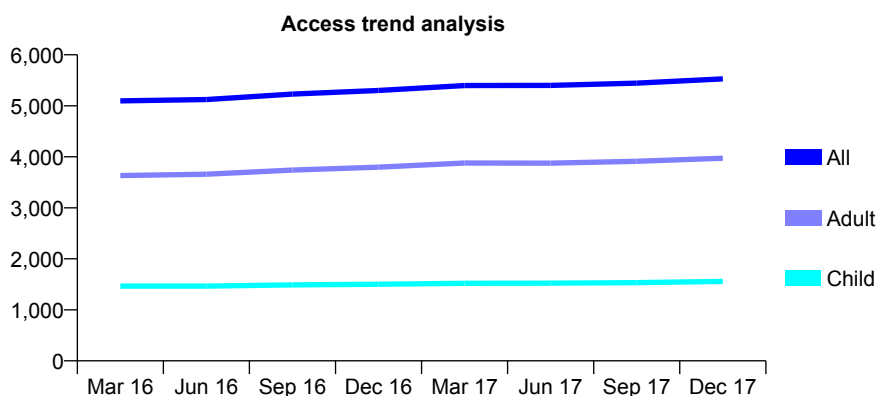
Q58 - Vital Signs At a Glance Contract Report for 224618/0002 - December 2017

Name or company name	MR UH PATEL
Contract type name	GDS Contract
Purpose of contract	General
Contract start date	01/04/2006
Contract end date	

17/18 Contracted general activity (UDA)	13,311
Carry forward general activity (UDA)	-62
17/18 Contracted orthodontic activity (UOA)	0
Carry forward orthodontic activity (UOA)	0
Baseline contract value	£318,881.63

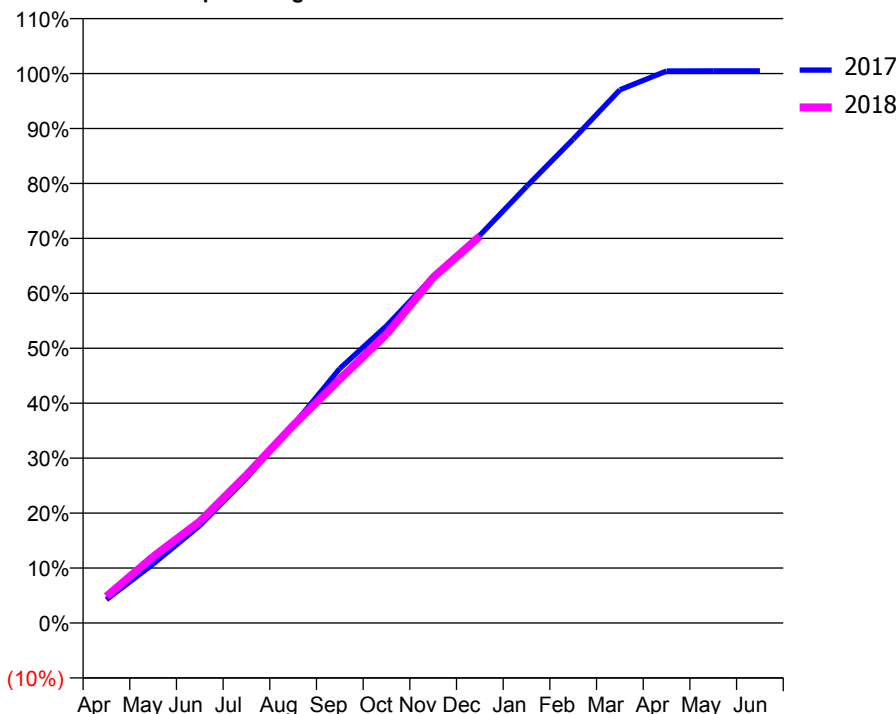
ACCESS*

Patients seen in 24 months	Total	Change since previous quarter
Quarter ending December 2016	5,300	
Quarter ending March 2017	5,398	→
Quarter ending June 2017	5,400	→
Quarter ending September 2017	5,445	→
Quarter ending December 2017	5,528	→
Variance since December 2016	4.3%	↑



ACTIVITY

Cumulative percentage of contracted UDA delivered 2017 & 2018



Month	Adjusted Scheduled Activity (UDA)	
	2017	2018
April	566	645
May	1,428	1,607
June	2,361	2,461
July	3,514	3,584
August	4,788	4,786
September	6,166	5,905
October	7,199	7,000
November	8,386	8,370
December	9,392	9,368
January	10,574	
February	11,719	
March	12,917	
April	13,370	
May	13,376	
June	13,374	

QUALITY

	Quantity	Base Number	Contract	AT	Region	England
% of FP17s for the same patient ID Re-attending within 3 months - Children	135	1,852	7.3%	11.0%	11.8%	12.0%
% of FP17s for the same patient ID Re-attending within 3 months - Adults	284	4,035	7.0%	14.5%	15.3%	15.9%
% of FP17s for the same patient ID Re-attending between 3 & 9 months - Children	1,316	1,852	71.1%	56.7%	59.1%	58.0%
% of FP17s for the same patient ID Re-attending between 3 & 9 months - Adults	2,523	4,035	62.5%	48.2%	51.5%	50.5%
% of FP17s for Band 1 Urgent Courses	252	5,667	4.4%	8.6%	8.0%	9.0%
% of FP17s Relating to Free Repair or Replacements	42	5,667	0.7%	0.7%	0.8%	0.8%
% of FP17s Relating to Continuations	7	5,667	0.1%	0.9%	1.1%	1.1%
% of Patients satisfied with the dentistry they have received	6	6	N/A	91.1%	91.6%	91.5%
% of Patients satisfied with the time they had to wait for an appointment	6	6	N/A	86.8%	88.3%	87.9%

* This is based on patients treated on this contract for their most recent course of treatment. Figures in italics indicate the base number of FP17s or Patient Questionnaire responses are less than 100. N/A is shown where the base number of responses is less than 10 during the period. % is calculated as Quantity/Base number*100

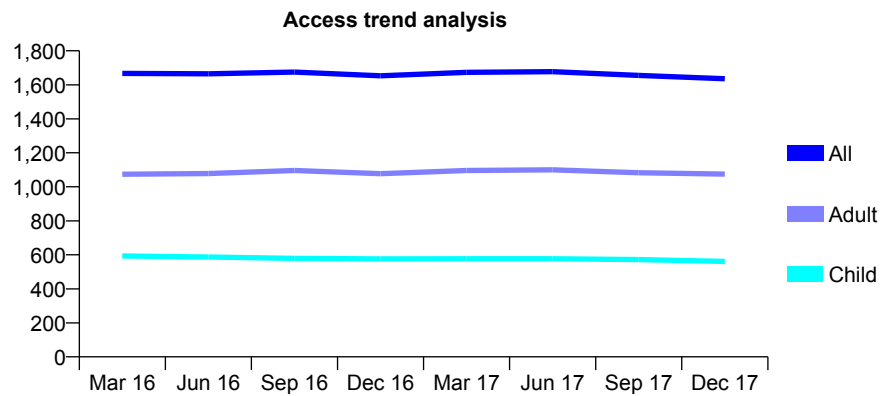
Q58 - Vital Signs At a Glance Contract Report for 234478/0001 - December 2017

Name or company name	MR SR WOODHOUSE
Contract type name	GDS Contract
Purpose of contract	General
Contract start date	01/04/2006
Contract end date	

17/18 Contracted general activity (UDA)	4,150
Carry forward general activity (UDA)	45
17/18 Contracted orthodontic activity (UOA)	0
Carry forward orthodontic activity (UOA)	0
Baseline contract value	£96,186.37

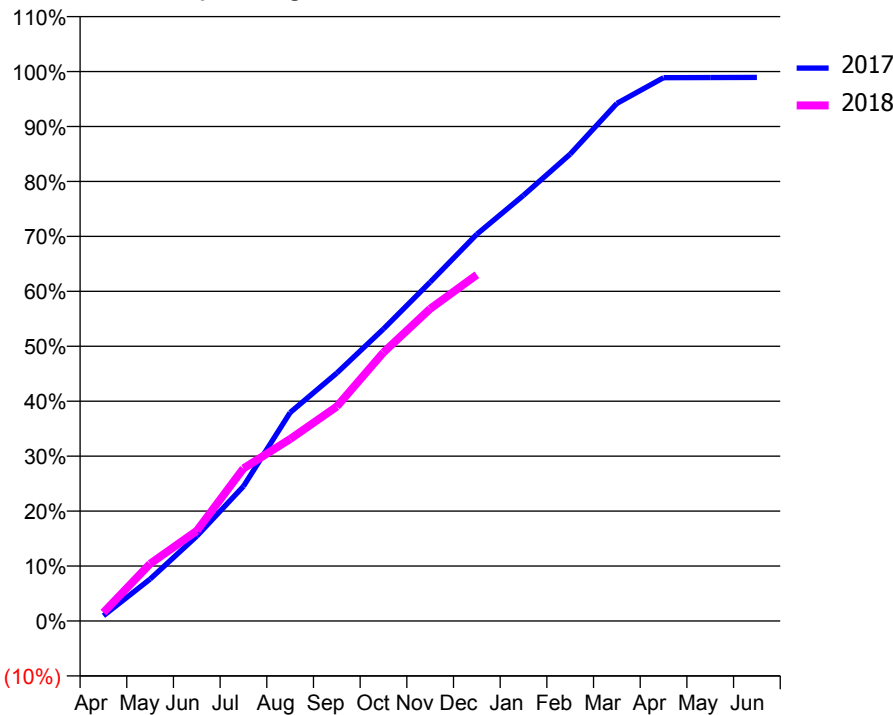
ACCESS*

Patients seen in 24 months	Total	Change since previous quarter
Quarter ending December 2016	1,653	
Quarter ending March 2017	1,673	→
Quarter ending June 2017	1,677	→
Quarter ending September 2017	1,655	↓
Quarter ending December 2017	1,636	↓
Variance since December 2016	(1.0%)	↓



ACTIVITY

Cumulative percentage of contracted UDA delivered 2017 & 2018



Month	Adjusted Scheduled Activity (UDA)	
	2017	2018
April	40	64
May	317	432
June	641	681
July	1,017	1,152
August	1,574	1,374
September	1,872	1,620
October	2,206	2,029
November	2,560	2,358
December	2,921	2,615
January	3,215	
February	3,526	
March	3,909	
April	4,103	
May	4,104	
June	4,105	

QUALITY

	Quantity	Base Number	Contract	AT	Region	England
% of FP17s for the same patient ID Re-attending within 3 months - Children	31	634	4.9%	11.0%	11.8%	12.0%
% of FP17s for the same patient ID Re-attending within 3 months - Adults	102	935	10.9%	14.5%	15.3%	15.9%
% of FP17s for the same patient ID Re-attending between 3 & 9 months - Children	430	634	67.8%	56.7%	59.1%	58.0%
% of FP17s for the same patient ID Re-attending between 3 & 9 months - Adults	515	935	55.1%	48.2%	51.5%	50.5%
% of FP17s for Band 1 Urgent Courses	94	1,472	6.4%	8.6%	8.0%	9.0%
% of FP17s Relating to Free Repair or Replacements	8	1,472	0.5%	0.7%	0.8%	0.8%
% of FP17s Relating to Continuations	4	1,472	0.3%	0.9%	1.1%	1.1%
% of Patients satisfied with the dentistry they have received	3	3	N/A	91.1%	91.6%	91.5%
% of Patients satisfied with the time they had to wait for an appointment	3	3	N/A	86.8%	88.3%	87.9%

* This is based on patients treated on this contract for their most recent course of treatment. Figures in italics indicate the base number of FP17s or Patient Questionnaire responses are less than 100. N/A is shown where the base number of responses is less than 10 during the period. % is calculated as Quantity/Base number*100

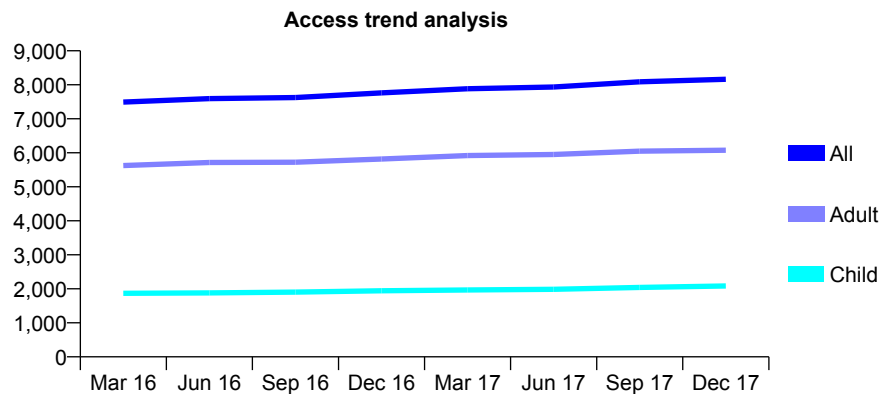
Q58 - Vital Signs At a Glance Contract Report for 239348/0001 - December 2017

Name or company name	MR M PATEL
Contract type name	GDS Contract
Purpose of contract	General
Contract start date	01/04/2006
Contract end date	

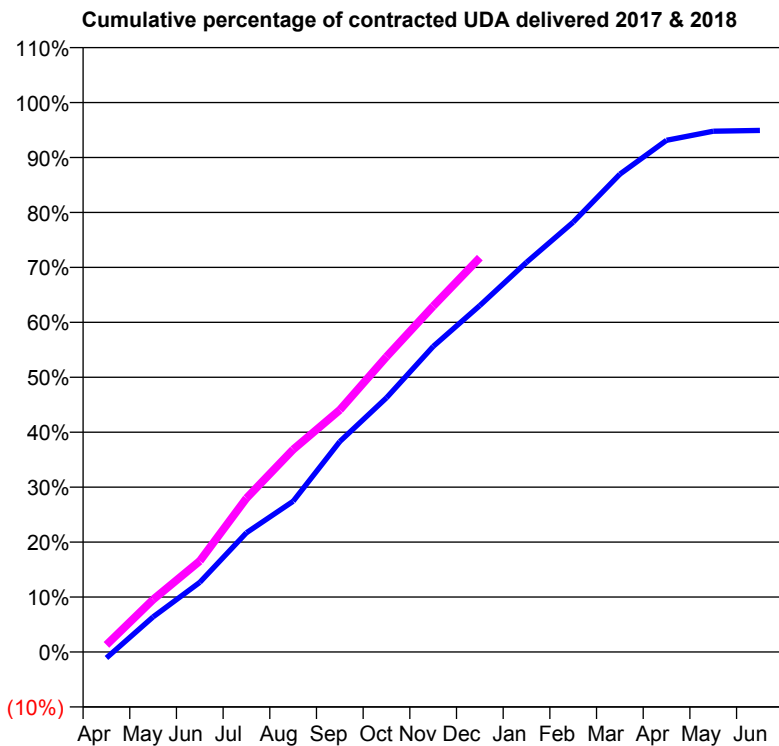
17/18 Contracted general activity (UDA)	22,500
Carry forward general activity (UDA)	195
17/18 Contracted orthodontic activity (UOA)	0
Carry forward orthodontic activity (UOA)	0
Baseline contract value	£643,299.80

ACCESS*

Patients seen in 24 months	Total	Change since previous quarter
Quarter ending December 2016	7,762	
Quarter ending March 2017	7,884	→
Quarter ending June 2017	7,937	→
Quarter ending September 2017	8,090	→
Quarter ending December 2017	8,164	→
Variance since December 2016	5.2%	↑



ACTIVITY



Month	Adjusted Scheduled Activity (UDA)	
	2017	2018
April	-251	294
May	1,441	2,150
June	2,851	3,725
July	4,885	6,297
August	6,175	8,292
September	8,620	9,914
October	10,411	12,093
November	12,509	14,160
December	14,189	16,150
January	15,956	
February	17,600	
March	19,565	
April	20,951	
May	21,322	
June	21,355	

QUALITY

	Quantity	Base Number	Contract	AT	Region	England
% of FP17s for the same patient ID Re-attending within 3 months - Children	165	2,103	7.8%	11.0%	11.8%	12.0%
% of FP17s for the same patient ID Re-attending within 3 months - Adults	972	5,500	17.7%	14.5%	15.3%	15.9%
% of FP17s for the same patient ID Re-attending between 3 & 9 months - Children	924	2,103	43.9%	56.7%	59.1%	58.0%
% of FP17s for the same patient ID Re-attending between 3 & 9 months - Adults	1,946	5,500	35.4%	48.2%	51.5%	50.5%
% of FP17s for Band 1 Urgent Courses	288	6,730	4.3%	8.6%	8.0%	9.0%
% of FP17s Relating to Free Repair or Replacements	183	6,730	2.7%	0.7%	0.8%	0.8%
% of FP17s Relating to Continuations	338	6,730	5.0%	0.9%	1.1%	1.1%
% of Patients satisfied with the dentistry they have received	3	4	N/A	91.1%	91.6%	91.5%
% of Patients satisfied with the time they had to wait for an appointment	3	4	N/A	86.8%	88.3%	87.9%

* This is based on patients treated on this contract for their most recent course of treatment. Figures in italics indicate the base number of FP17s or Patient Questionnaire responses are less than 100. N/A is shown where the base number of responses is less than 10 during the period. % is calculated as Quantity/Base number*100

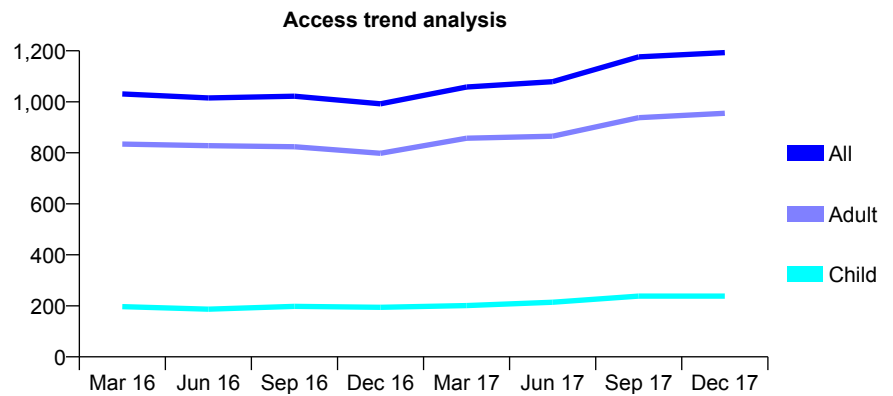
Q58 - Vital Signs At a Glance Contract Report for 239682/0001 - December 2017

Name or company name	MISS DM PATEL
Contract type name	GDS Contract
Purpose of contract	General
Contract start date	01/04/2006
Contract end date	

17/18 Contracted general activity (UDA)	4,600
Carry forward general activity (UDA)	0
17/18 Contracted orthodontic activity (UOA)	0
Carry forward orthodontic activity (UOA)	0
Baseline contract value	£132,520.04

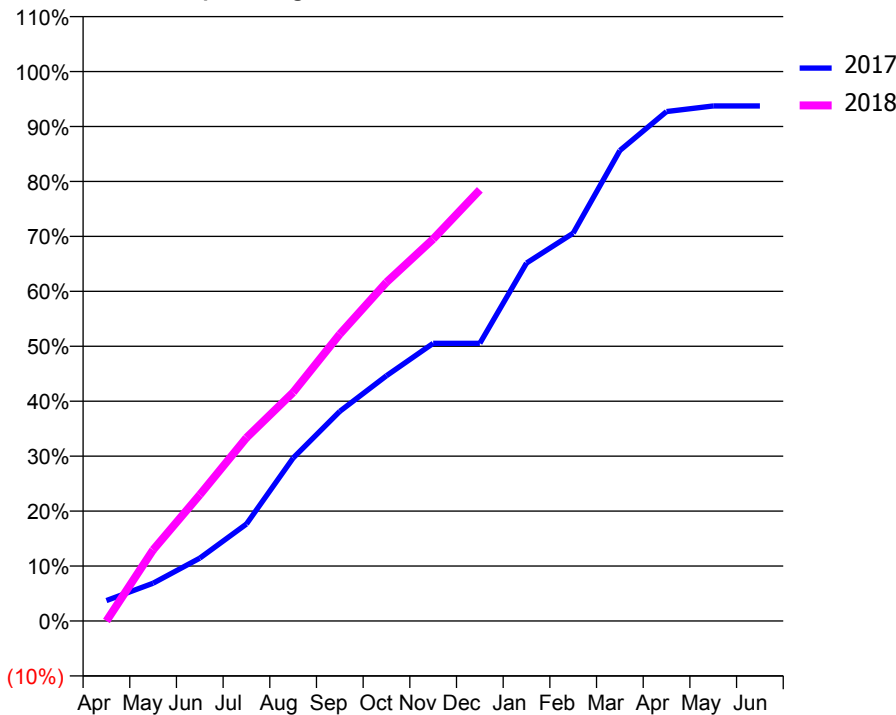
ACCESS*

Patients seen in 24 months	Total	Change since previous quarter
Quarter ending December 2016	992	
Quarter ending March 2017	1,058	↑
Quarter ending June 2017	1,079	→
Quarter ending September 2017	1,176	↑
Quarter ending December 2017	1,193	→
Variance since December 2016	20.3%	↑



ACTIVITY

Cumulative percentage of contracted UDA delivered 2017 & 2018



Month	Adjusted Scheduled Activity (UDA)	
	2017	2018
April	172	0
May	316	596
June	526	1,056
July	812	1,535
August	1,365	1,914
September	1,755	2,402
October	2,053	2,835
November	2,324	3,198
December	2,324	3,610
January	2,997	
February	3,247	
March	3,938	
April	4,264	
May	4,311	
June	4,311	

QUALITY

	Quantity	Base Number	Contract	AT	Region	England
% of FP17s for the same patient ID Re-attending within 3 months - Children	35	294	11.9%	11.0%	11.8%	12.0%
% of FP17s for the same patient ID Re-attending within 3 months - Adults	312	1,148	27.2%	14.5%	15.3%	15.9%
% of FP17s for the same patient ID Re-attending between 3 & 9 months - Children	155	294	52.7%	56.7%	59.1%	58.0%
% of FP17s for the same patient ID Re-attending between 3 & 9 months - Adults	505	1,148	44.0%	48.2%	51.5%	50.5%
% of FP17s for Band 1 Urgent Courses	124	1,349	9.2%	8.6%	8.0%	9.0%
% of FP17s Relating to Free Repair or Replacements	13	1,349	1.0%	0.7%	0.8%	0.8%
% of FP17s Relating to Continuations	6	1,349	0.4%	0.9%	1.1%	1.1%
% of Patients satisfied with the dentistry they have received	4	5	N/A	91.1%	91.6%	91.5%
% of Patients satisfied with the time they had to wait for an appointment	5	5	N/A	86.8%	88.3%	87.9%

* This is based on patients treated on this contract for their most recent course of treatment. Figures in italics indicate the base number of FP17s or Patient Questionnaire responses are less than 100. N/A is shown where the base number of responses is less than 10 during the period. % is calculated as Quantity/Base number*100

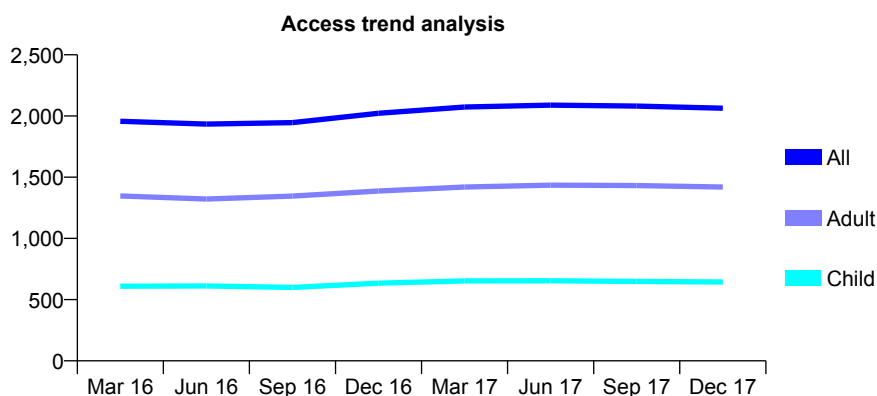
Q58 - Vital Signs At a Glance Contract Report for 241393/0002 - December 2017

Name or company name	MR SH ALI
Contract type name	GDS Contract
Purpose of contract	General
Contract start date	01/10/2009
Contract end date	

17/18 Contracted general activity (UDA)	6,500
Carry forward general activity (UDA)	-38
17/18 Contracted orthodontic activity (UOA)	0
Carry forward orthodontic activity (UOA)	0
Baseline contract value	£189,160.64

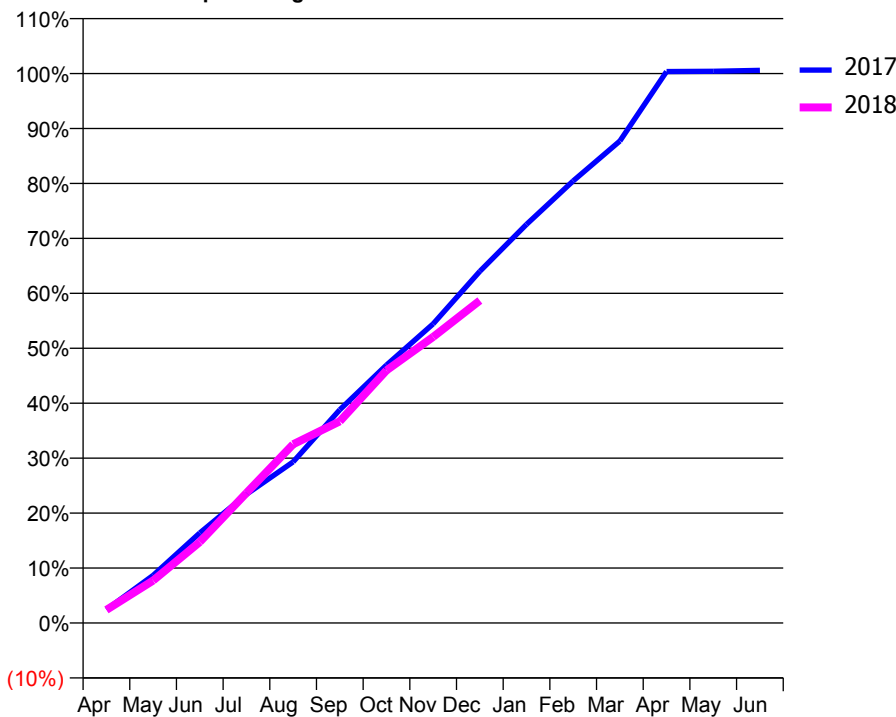
ACCESS*

Patients seen in 24 months	Total	Change since previous quarter
Quarter ending December 2016	2,022	
Quarter ending March 2017	2,073	↑
Quarter ending June 2017	2,089	→
Quarter ending September 2017	2,081	→
Quarter ending December 2017	2,064	→
Variance since December 2016	2.1%	↑



ACTIVITY

Cumulative percentage of contracted UDA delivered 2017 & 2018



Month	Adjusted Scheduled Activity (UDA)	
	2017	2018
April	160	156
May	563	503
June	1,065	958
July	1,523	1,539
August	1,906	2,115
September	2,523	2,386
October	3,051	2,989
November	3,539	3,385
December	4,160	3,815
January	4,716	
February	5,229	
March	5,701	
April	6,523	
May	6,526	
June	6,538	

QUALITY

	Quantity	Base Number	Contract	AT	Region	England
% of FP17s for the same patient ID Re-attending within 3 months - Children	41	589	7.0%	11.0%	11.8%	12.0%
% of FP17s for the same patient ID Re-attending within 3 months - Adults	197	1,075	18.3%	14.5%	15.3%	15.9%
% of FP17s for the same patient ID Re-attending between 3 & 9 months - Children	298	589	50.6%	56.7%	59.1%	58.0%
% of FP17s for the same patient ID Re-attending between 3 & 9 months - Adults	188	1,075	17.5%	48.2%	51.5%	50.5%
% of FP17s for Band 1 Urgent Courses	185	1,435	12.9%	8.6%	8.0%	9.0%
% of FP17s Relating to Free Repair or Replacements	18	1,435	1.3%	0.7%	0.8%	0.8%
% of FP17s Relating to Continuations	37	1,435	2.6%	0.9%	1.1%	1.1%
% of Patients satisfied with the dentistry they have received	9	10	90.0%	91.1%	91.6%	91.5%
% of Patients satisfied with the time they had to wait for an appointment	8	10	80.0%	86.8%	88.3%	87.9%

* This is based on patients treated on this contract for their most recent course of treatment. Figures in italics indicate the base number of FP17s or Patient Questionnaire responses are less than 100. N/A is shown where the base number of responses is less than 10 during the period. % is calculated as Quantity/Base number*100

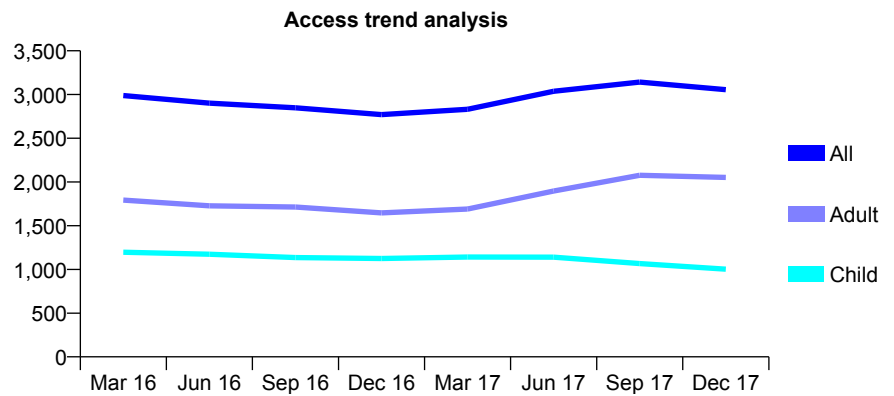
Q58 - Vital Signs At a Glance Contract Report for 243760/0002 - December 2017

Name or company name	Broughton Dental Partnership
Contract type name	GDS Contract
Purpose of contract	General
Contract start date	01/04/2007
Contract end date	

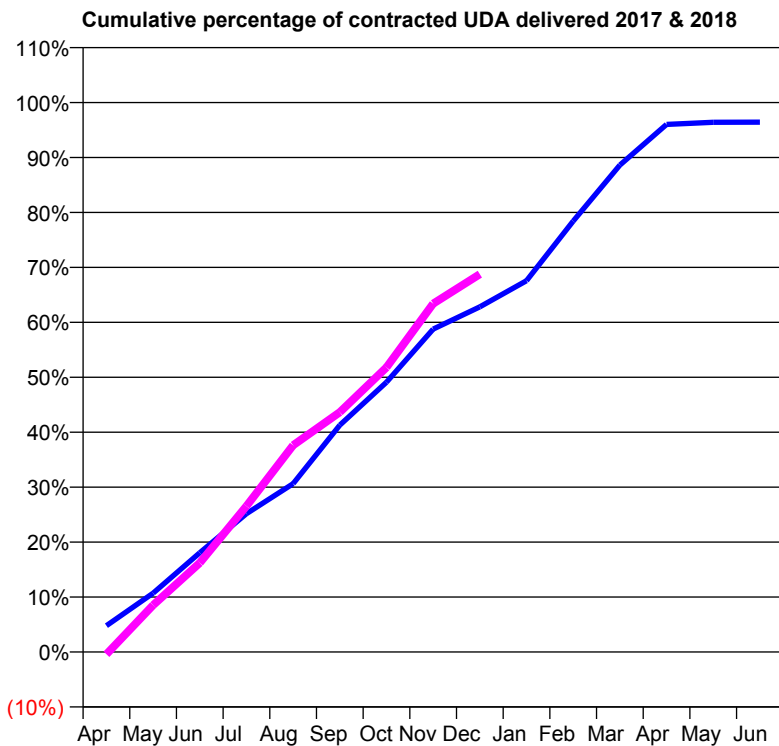
17/18 Contracted general activity (UDA)	6,964
Carry forward general activity (UDA)	249
17/18 Contracted orthodontic activity (UOA)	0
Carry forward orthodontic activity (UOA)	0
Baseline contract value	£158,313.19

ACCESS*

Patients seen in 24 months	Total	Change since previous quarter
Quarter ending December 2016	2,771	
Quarter ending March 2017	2,831	↑
Quarter ending June 2017	3,037	↑
Quarter ending September 2017	3,143	↑
Quarter ending December 2017	3,055	↓
Variance since December 2016	10.2%	↑



ACTIVITY



Month	Adjusted Scheduled Activity (UDA)	
	2017	2018
April	334	-29
May	747	594
June	1,258	1,129
July	1,753	1,850
August	2,133	2,620
September	2,876	3,040
October	3,420	3,607
November	4,093	4,415
December	4,375	4,788
January	4,705	
February	5,460	
March	6,172	
April	6,687	
May	6,714	
June	6,715	

QUALITY

	Quantity	Base Number	Contract	AT	Region	England
% of FP17s for the same patient ID Re-attending within 3 months - Children	69	1,071	6.4%	11.0%	11.8%	12.0%
% of FP17s for the same patient ID Re-attending within 3 months - Adults	230	2,152	10.7%	14.5%	15.3%	15.9%
% of FP17s for the same patient ID Re-attending between 3 & 9 months - Children	493	1,071	46.0%	56.7%	59.1%	58.0%
% of FP17s for the same patient ID Re-attending between 3 & 9 months - Adults	616	2,152	28.6%	48.2%	51.5%	50.5%
% of FP17s for Band 1 Urgent Courses	105	3,023	3.5%	8.6%	8.0%	9.0%
% of FP17s Relating to Free Repair or Replacements	45	3,023	1.5%	0.7%	0.8%	0.8%
% of FP17s Relating to Continuations	19	3,023	0.6%	0.9%	1.1%	1.1%
% of Patients satisfied with the dentistry they have received	5	7	N/A	91.1%	91.6%	91.5%
% of Patients satisfied with the time they had to wait for an appointment	5	7	N/A	86.8%	88.3%	87.9%

* This is based on patients treated on this contract for their most recent course of treatment. Figures in italics indicate the base number of FP17s or Patient Questionnaire responses are less than 100. N/A is shown where the base number of responses is less than 10 during the period. % is calculated as Quantity/Base number*100

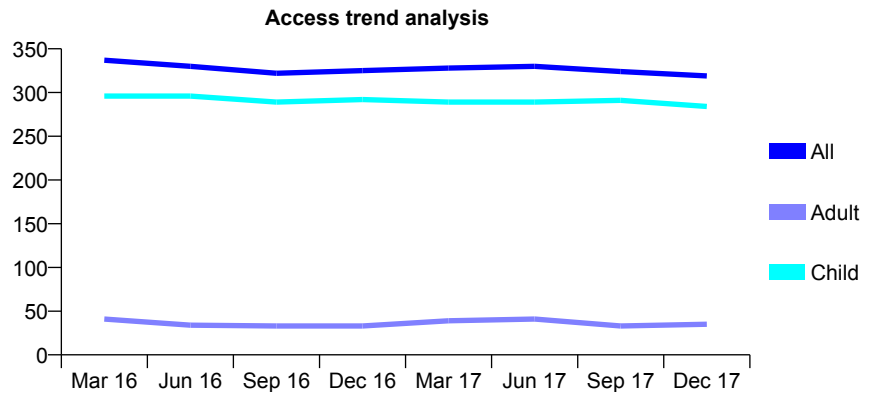
Q58 - Vital Signs At a Glance Contract Report for 244740/0001 - December 2017

Name or company name	MR AN FLATTERS
Contract type name	GDS Contract
Purpose of contract	General
Contract start date	01/04/2006
Contract end date	

17/18 Contracted general activity (UDA)	610
Carry forward general activity (UDA)	12
17/18 Contracted orthodontic activity (UOA)	0
Carry forward orthodontic activity (UOA)	0
Baseline contract value	£15,268.58

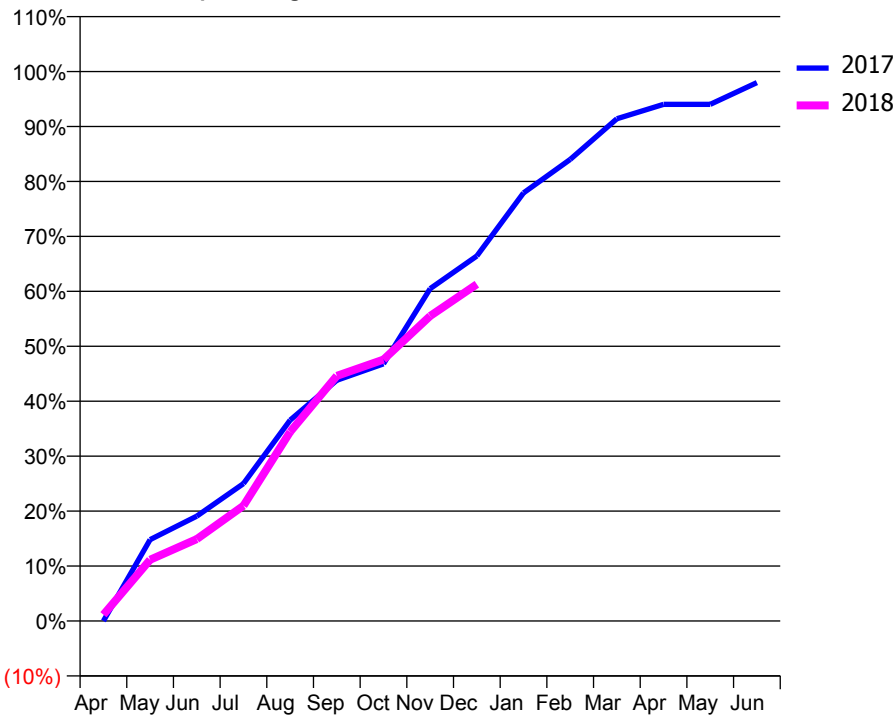
ACCESS*

Patients seen in 24 months	Total	Change since previous quarter
Quarter ending December 2016	325	
Quarter ending March 2017	328	→
Quarter ending June 2017	330	→
Quarter ending September 2017	324	↓
Quarter ending December 2017	319	↓
Variance since December 2016	(1.8%)	↓



ACTIVITY

Cumulative percentage of contracted UDA delivered 2017 & 2018



Month	Adjusted Scheduled Activity (UDA)	
	2017	2018
April	0	7
May	90	68
June	116	91
July	153	128
August	223	210
September	267	272
October	285	290
November	369	339
December	405	374
January	475	
February	512	
March	558	
April	574	
May	574	
June	598	

QUALITY

	Quantity	Base Number	Contract	AT	Region	England
% of FP17s for the same patient ID Re-attending within 3 months - Children	21	314	6.7%	11.0%	11.8%	12.0%
% of FP17s for the same patient ID Re-attending within 3 months - Adults	0	15	0.0%	14.5%	15.3%	15.9%
% of FP17s for the same patient ID Re-attending between 3 & 9 months - Children	202	314	64.3%	56.7%	59.1%	58.0%
% of FP17s for the same patient ID Re-attending between 3 & 9 months - Adults	13	15	86.7%	48.2%	51.5%	50.5%
% of FP17s for Band 1 Urgent Courses	9	299	3.0%	8.6%	8.0%	9.0%
% of FP17s Relating to Free Repair or Replacements	0	299	0.0%	0.7%	0.8%	0.8%
% of FP17s Relating to Continuations	6	299	2.0%	0.9%	1.1%	1.1%
% of Patients satisfied with the dentistry they have received	0	0	N/A	91.1%	91.6%	91.5%
% of Patients satisfied with the time they had to wait for an appointment	0	0	N/A	86.8%	88.3%	87.9%

* This is based on patients treated on this contract for their most recent course of treatment. Figures in italics indicate the base number of FP17s or Patient Questionnaire responses are less than 100. N/A is shown where the base number of responses is less than 10 during the period. % is calculated as Quantity/Base number*100

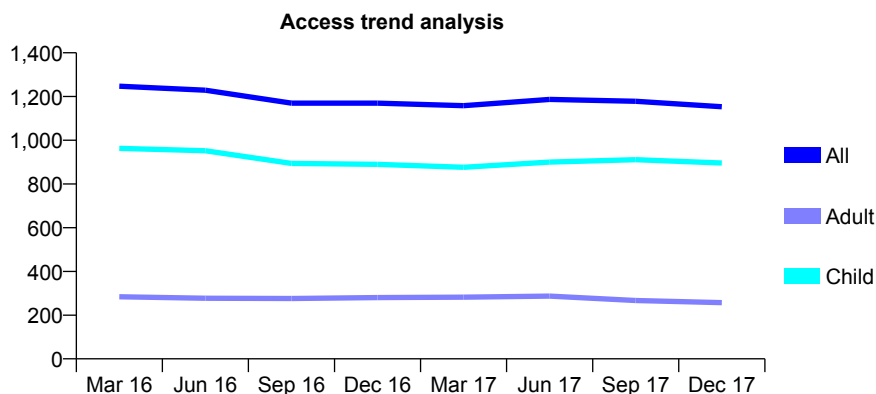
Q58 - Vital Signs At a Glance Contract Report for 244961/0001 - December 2017

Name or company name	MR RF COLIN
Contract type name	GDS Contract
Purpose of contract	General
Contract start date	01/04/2006
Contract end date	

17/18 Contracted general activity (UDA)	1,850
Carry forward general activity (UDA)	50
17/18 Contracted orthodontic activity (UOA)	0
Carry forward orthodontic activity (UOA)	0
Baseline contract value	£45,454.12

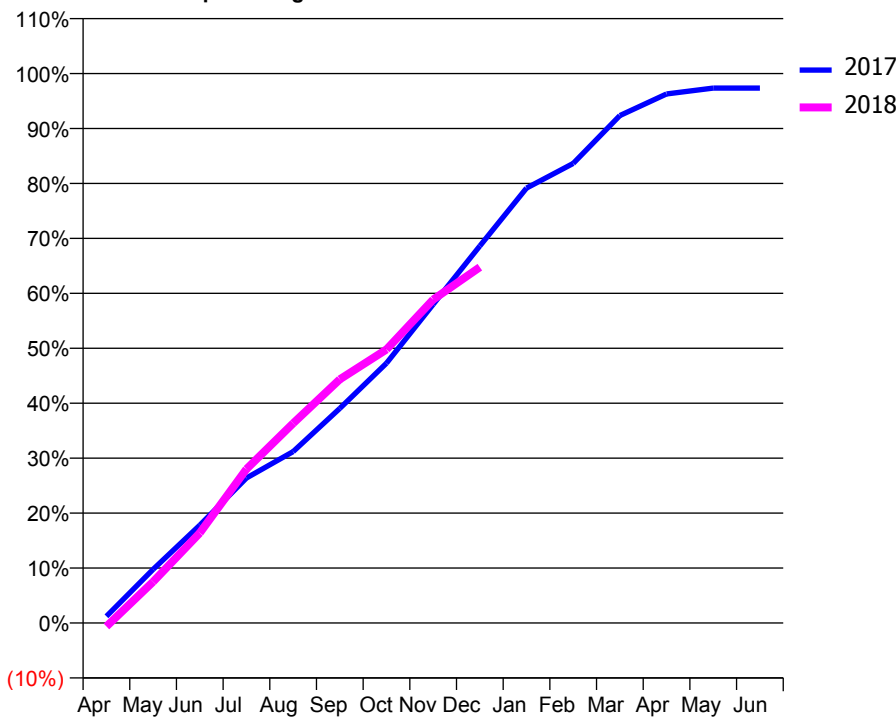
ACCESS*

Patients seen in 24 months	Total	Change since previous quarter
Quarter ending December 2016	1,170	
Quarter ending March 2017	1,158	↓
Quarter ending June 2017	1,187	↑
Quarter ending September 2017	1,178	→
Quarter ending December 2017	1,153	↓
Variance since December 2016	(1.5%)	↓



ACTIVITY

Cumulative percentage of contracted UDA delivered 2017 & 2018



Month	Adjusted Scheduled Activity (UDA)	
	2017	2018
April	23	-12
May	185	139
June	338	303
July	502	518
August	593	672
September	742	821
October	898	921
November	1,102	1,089
December	1,304	1,198
January	1,504	
February	1,589	
March	1,754	
April	1,829	
May	1,850	
June	1,850	

QUALITY

	Quantity	Base Number	Contract	AT	Region	England
% of FP17s for the same patient ID Re-attending within 3 months - Children	58	929	6.2%	11.0%	11.8%	12.0%
% of FP17s for the same patient ID Re-attending within 3 months - Adults	11	130	8.5%	14.5%	15.3%	15.9%
% of FP17s for the same patient ID Re-attending between 3 & 9 months - Children	513	929	55.2%	56.7%	59.1%	58.0%
% of FP17s for the same patient ID Re-attending between 3 & 9 months - Adults	81	130	62.3%	48.2%	51.5%	50.5%
% of FP17s for Band 1 Urgent Courses	4	976	0.4%	8.6%	8.0%	9.0%
% of FP17s Relating to Free Repair or Replacements	1	976	0.1%	0.7%	0.8%	0.8%
% of FP17s Relating to Continuations	1	976	0.1%	0.9%	1.1%	1.1%
% of Patients satisfied with the dentistry they have received	1	1	N/A	91.1%	91.6%	91.5%
% of Patients satisfied with the time they had to wait for an appointment	1	1	N/A	86.8%	88.3%	87.9%

* This is based on patients treated on this contract for their most recent course of treatment. Figures in italics indicate the base number of FP17s or Patient Questionnaire responses are less than 100. N/A is shown where the base number of responses is less than 10 during the period. % is calculated as Quantity/Base number*100

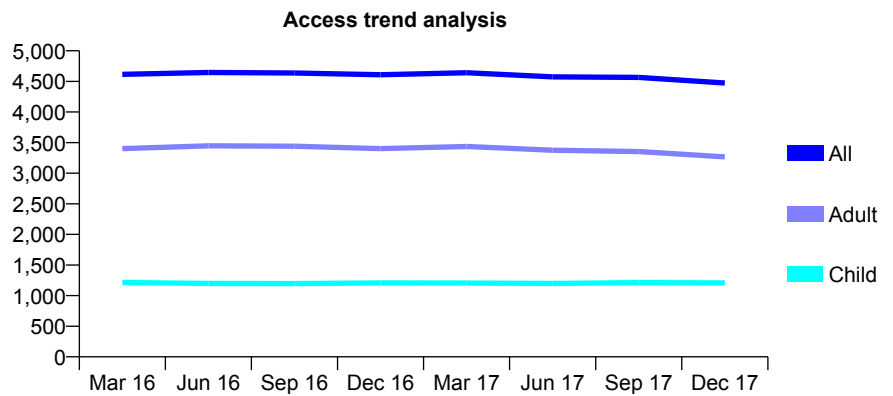
Q58 - Vital Signs At a Glance Contract Report for 245240/0001 - December 2017

Name or company name	MR A PELUSO
Contract type name	GDS Contract
Purpose of contract	General
Contract start date	01/04/2006
Contract end date	

17/18 Contracted general activity (UDA)	11,200
Carry forward general activity (UDA)	427
17/18 Contracted orthodontic activity (UOA)	0
Carry forward orthodontic activity (UOA)	0
Baseline contract value	£333,873.41

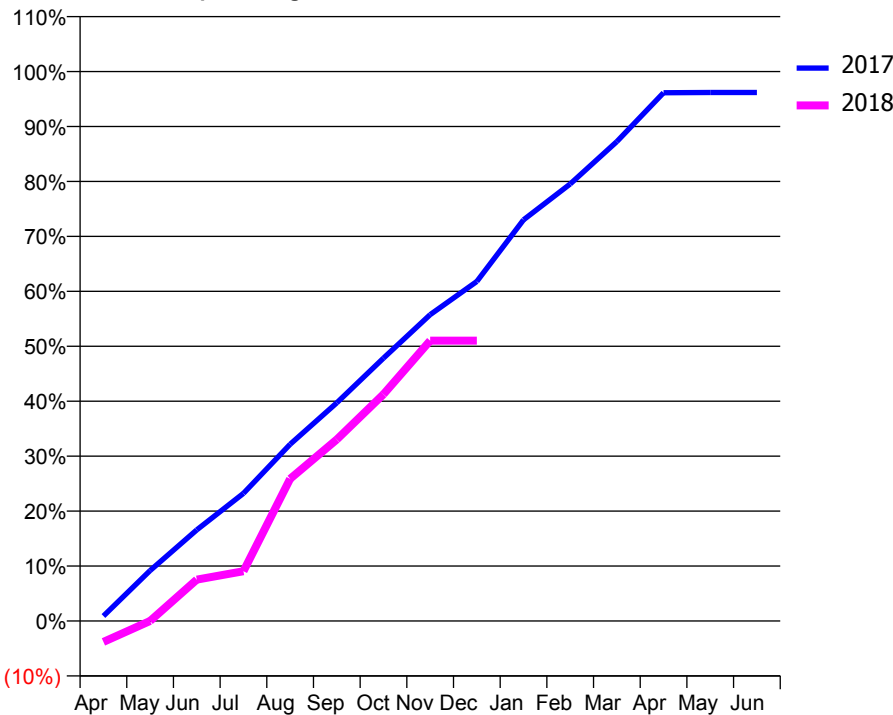
ACCESS*

Patients seen in 24 months	Total	Change since previous quarter
Quarter ending December 2016	4,609	
Quarter ending March 2017	4,641	→
Quarter ending June 2017	4,575	↓
Quarter ending September 2017	4,566	→
Quarter ending December 2017	4,474	↓
Variance since December 2016	(2.9%)	↓



ACTIVITY

Cumulative percentage of contracted UDA delivered 2017 & 2018



Month	Adjusted Scheduled Activity (UDA)	
	2017	2018
April	101	-427
May	1,029	2
June	1,859	845
July	2,603	1,015
August	3,601	2,898
September	4,449	3,700
October	5,359	4,622
November	6,244	5,715
December	6,920	5,715
January	8,178	
February	8,907	
March	9,773	
April	10,766	
May	10,773	
June	10,772	

QUALITY

	Quantity	Base Number	Contract	AT	Region	England
% of FP17s for the same patient ID Re-attending within 3 months - Children	125	1,155	10.8%	11.0%	11.8%	12.0%
% of FP17s for the same patient ID Re-attending within 3 months - Adults	517	2,853	18.1%	14.5%	15.3%	15.9%
% of FP17s for the same patient ID Re-attending between 3 & 9 months - Children	552	1,155	47.8%	56.7%	59.1%	58.0%
% of FP17s for the same patient ID Re-attending between 3 & 9 months - Adults	1,203	2,853	42.2%	48.2%	51.5%	50.5%
% of FP17s for Band 1 Urgent Courses	445	3,089	14.4%	8.6%	8.0%	9.0%
% of FP17s Relating to Free Repair or Replacements	18	3,089	0.6%	0.7%	0.8%	0.8%
% of FP17s Relating to Continuations	12	3,089	0.4%	0.9%	1.1%	1.1%
% of Patients satisfied with the dentistry they have received	5	5	N/A	91.1%	91.6%	91.5%
% of Patients satisfied with the time they had to wait for an appointment	4	5	N/A	86.8%	88.3%	87.9%

* This is based on patients treated on this contract for their most recent course of treatment. Figures in italics indicate the base number of FP17s or Patient Questionnaire responses are less than 100. N/A is shown where the base number of responses is less than 10 during the period. % is calculated as Quantity/Base number*100

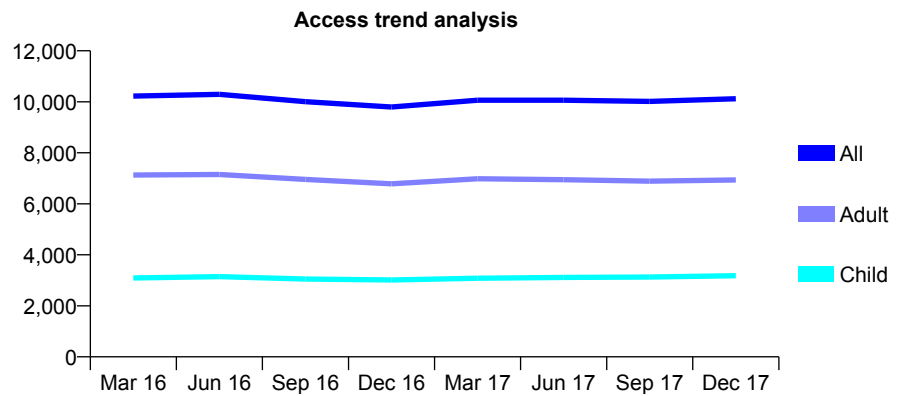
Q58 - Vital Signs At a Glance Contract Report for 245240/0002 - December 2017

Name or company name	MR A PELUSO
Contract type name	GDS Contract
Purpose of contract	General
Contract start date	01/04/2006
Contract end date	

17/18 Contracted general activity (UDA)	22,415
Carry forward general activity (UDA)	509
17/18 Contracted orthodontic activity (UOA)	0
Carry forward orthodontic activity (UOA)	0
Baseline contract value	£589,768.17

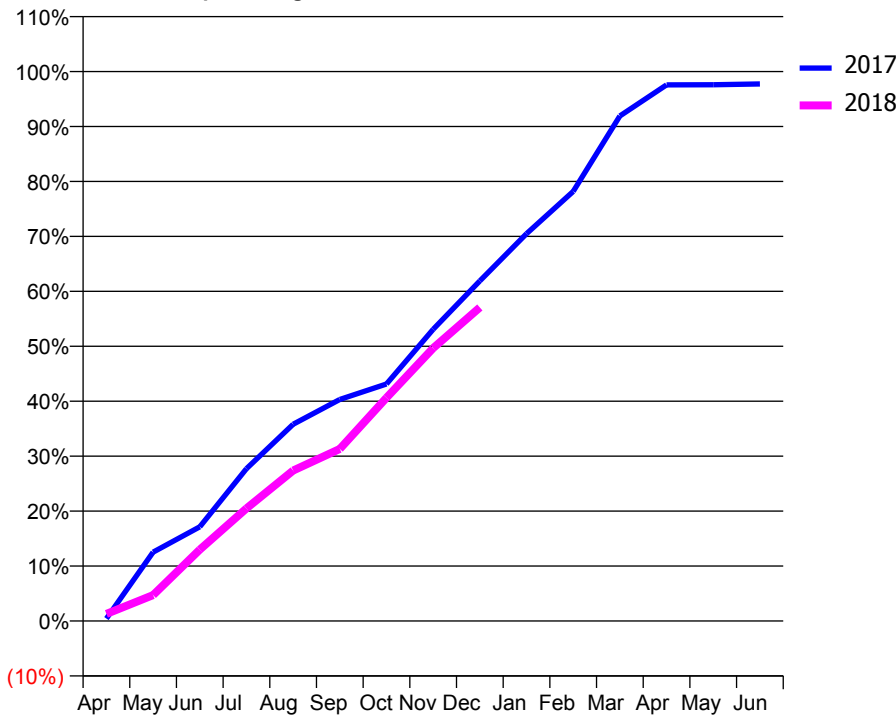
ACCESS*

Patients seen in 24 months	Total	Change since previous quarter
Quarter ending December 2016	9,798	
Quarter ending March 2017	10,064	↑
Quarter ending June 2017	10,063	→
Quarter ending September 2017	10,017	→
Quarter ending December 2017	10,118	→
Variance since December 2016	3.3%	↑



ACTIVITY

Cumulative percentage of contracted UDA delivered 2017 & 2018



Month	Adjusted Scheduled Activity (UDA)	
	2017	2018
April	100	294
May	2,810	1,058
June	3,843	2,914
July	6,215	4,592
August	8,025	6,141
September	9,035	7,017
October	9,667	9,108
November	11,901	11,132
December	13,875	12,790
January	15,801	
February	17,521	
March	20,601	
April	21,872	
May	21,872	
June	21,906	

QUALITY

	Quantity	Base Number	Contract	AT	Region	England
% of FP17s for the same patient ID Re-attending within 3 months - Children	336	3,367	10.0%	11.0%	11.8%	12.0%
% of FP17s for the same patient ID Re-attending within 3 months - Adults	1,024	6,523	15.7%	14.5%	15.3%	15.9%
% of FP17s for the same patient ID Re-attending between 3 & 9 months - Children	1,856	3,367	55.1%	56.7%	59.1%	58.0%
% of FP17s for the same patient ID Re-attending between 3 & 9 months - Adults	3,476	6,523	53.3%	48.2%	51.5%	50.5%
% of FP17s for Band 1 Urgent Courses	776	7,514	10.3%	8.6%	8.0%	9.0%
% of FP17s Relating to Free Repair or Replacements	92	7,514	1.2%	0.7%	0.8%	0.8%
% of FP17s Relating to Continuations	22	7,514	0.3%	0.9%	1.1%	1.1%
% of Patients satisfied with the dentistry they have received	9	10	90.0%	91.1%	91.6%	91.5%
% of Patients satisfied with the time they had to wait for an appointment	9	10	90.0%	86.8%	88.3%	87.9%

* This is based on patients treated on this contract for their most recent course of treatment. Figures in italics indicate the base number of FP17s or Patient Questionnaire responses are less than 100. N/A is shown where the base number of responses is less than 10 during the period. % is calculated as Quantity/Base number*100

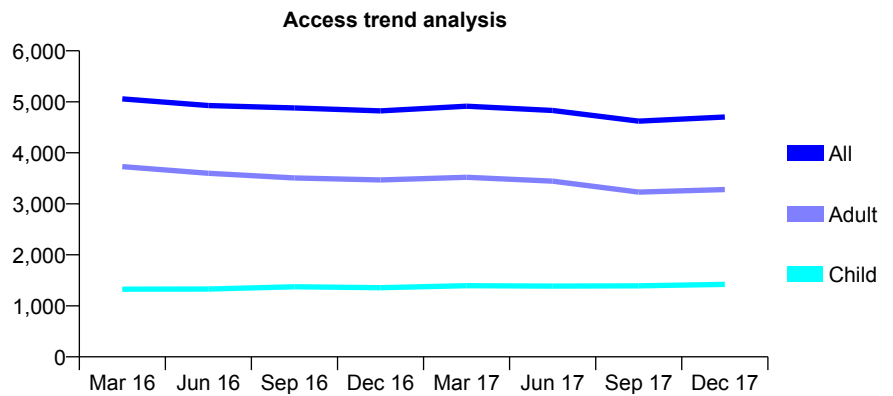
Q58 - Vital Signs At a Glance Contract Report for 245240/0007 - December 2017

Name or company name	MR A PELUSO
Contract type name	GDS Contract
Purpose of contract	General
Contract start date	18/08/2012
Contract end date	

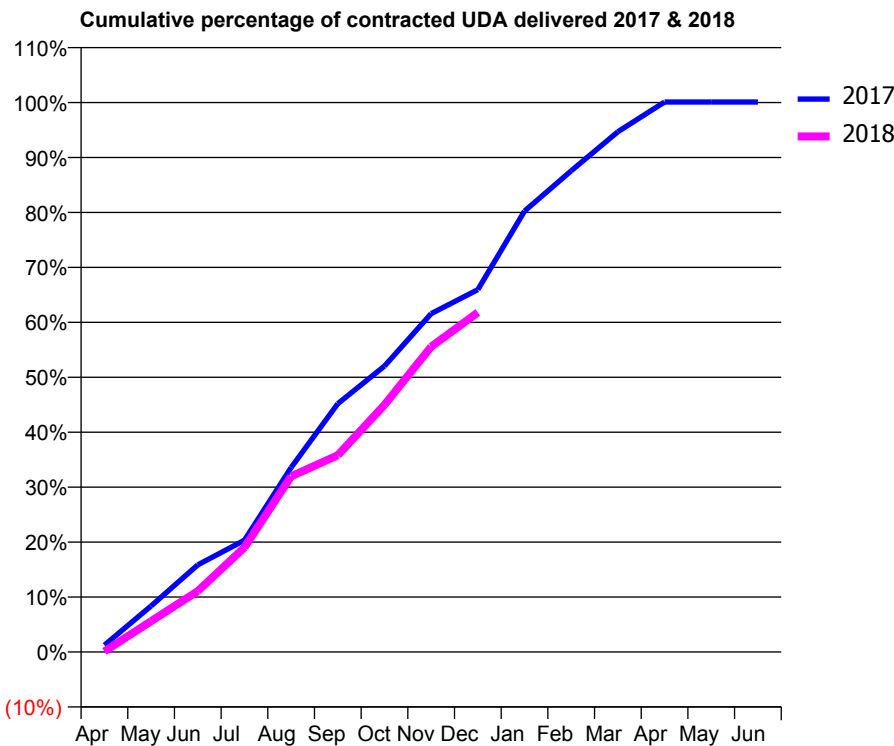
17/18 Contracted general activity (UDA)	10,145
Carry forward general activity (UDA)	-11
17/18 Contracted orthodontic activity (UOA)	0
Carry forward orthodontic activity (UOA)	0
Baseline contract value	£226,145.61

ACCESS*

Patients seen in 24 months	Total	Change since previous quarter
Quarter ending December 2016	4,822	
Quarter ending March 2017	4,915	→
Quarter ending June 2017	4,830	↓
Quarter ending September 2017	4,622	↓
Quarter ending December 2017	4,702	→
Variance since December 2016	(2.5%)	↓



ACTIVITY



Month	Adjusted Scheduled Activity (UDA)	
	2017	2018
April	126	11
May	850	570
June	1,609	1,125
July	2,063	1,932
August	3,406	3,243
September	4,585	3,633
October	5,279	4,564
November	6,248	5,636
December	6,690	6,268
January	8,141	
February	8,885	
March	9,604	
April	10,155	
May	10,154	
June	10,155	

QUALITY

	Quantity	Base Number	Contract	AT	Region	England
% of FP17s for the same patient ID Re-attending within 3 months - Children	63	1,473	4.3%	11.0%	11.8%	12.0%
% of FP17s for the same patient ID Re-attending within 3 months - Adults	256	2,482	10.3%	14.5%	15.3%	15.9%
% of FP17s for the same patient ID Re-attending between 3 & 9 months - Children	888	1,473	60.3%	56.7%	59.1%	58.0%
% of FP17s for the same patient ID Re-attending between 3 & 9 months - Adults	918	2,482	37.0%	48.2%	51.5%	50.5%
% of FP17s for Band 1 Urgent Courses	377	3,647	10.3%	8.6%	8.0%	9.0%
% of FP17s Relating to Free Repair or Replacements	31	3,647	0.9%	0.7%	0.8%	0.8%
% of FP17s Relating to Continuations	17	3,647	0.5%	0.9%	1.1%	1.1%
% of Patients satisfied with the dentistry they have received	2	2	N/A	91.1%	91.6%	91.5%
% of Patients satisfied with the time they had to wait for an appointment	2	2	N/A	86.8%	88.3%	87.9%

* This is based on patients treated on this contract for their most recent course of treatment. Figures in italics indicate the base number of FP17s or Patient Questionnaire responses are less than 100. N/A is shown where the base number of responses is less than 10 during the period. % is calculated as Quantity/Base number*100

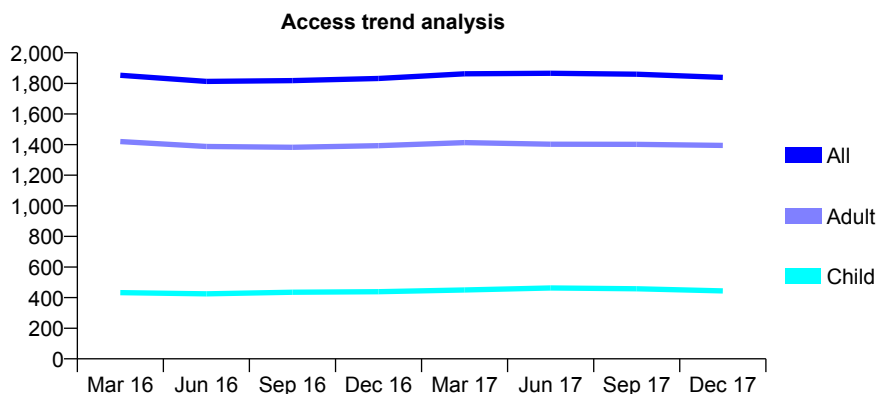
Q58 - Vital Signs At a Glance Contract Report for 246263/0001 - December 2017

Name or company name	MR NF FARYAD
Contract type name	GDS Contract
Purpose of contract	General
Contract start date	01/04/2006
Contract end date	

17/18 Contracted general activity (UDA)	8,525
Carry forward general activity (UDA)	-44
17/18 Contracted orthodontic activity (UOA)	0
Carry forward orthodontic activity (UOA)	0
Baseline contract value	£239,999.98

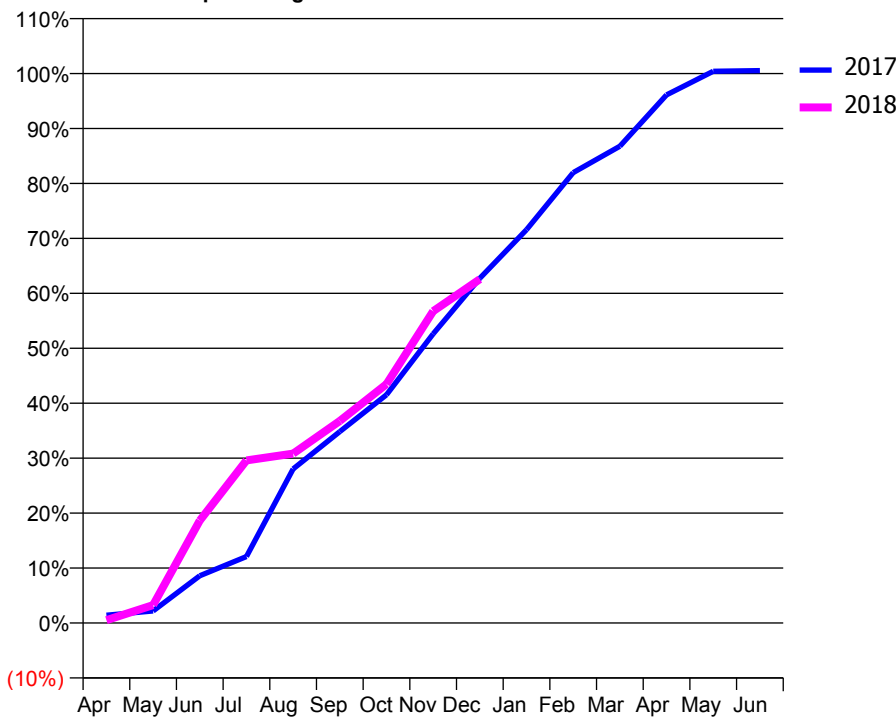
ACCESS*

Patients seen in 24 months	Total	Change since previous quarter
Quarter ending December 2016	1,832	
Quarter ending March 2017	1,863	→
Quarter ending June 2017	1,866	→
Quarter ending September 2017	1,860	→
Quarter ending December 2017	1,839	↓
Variance since December 2016	0.4%	→



ACTIVITY

Cumulative percentage of contracted UDA delivered 2017 & 2018



Month	Adjusted Scheduled Activity (UDA)	
	2017	2018
April	122	44
May	188	279
June	733	1,590
July	1,031	2,523
August	2,390	2,629
September	2,970	3,135
October	3,540	3,706
November	4,486	4,837
December	5,349	5,333
January	6,101	
February	6,986	
March	7,398	
April	8,194	
May	8,559	
June	8,569	

QUALITY

	Quantity	Base Number	Contract	AT	Region	England
% of FP17s for the same patient ID Re-attending within 3 months - Children	39	524	7.4%	11.0%	11.8%	12.0%
% of FP17s for the same patient ID Re-attending within 3 months - Adults	173	1,444	12.0%	14.5%	15.3%	15.9%
% of FP17s for the same patient ID Re-attending between 3 & 9 months - Children	303	524	57.8%	56.7%	59.1%	58.0%
% of FP17s for the same patient ID Re-attending between 3 & 9 months - Adults	782	1,444	54.2%	48.2%	51.5%	50.5%
% of FP17s for Band 1 Urgent Courses	45	1,618	2.8%	8.6%	8.0%	9.0%
% of FP17s Relating to Free Repair or Replacements	0	1,618	0.0%	0.7%	0.8%	0.8%
% of FP17s Relating to Continuations	9	1,618	0.6%	0.9%	1.1%	1.1%
% of Patients satisfied with the dentistry they have received	2	2	N/A	91.1%	91.6%	91.5%
% of Patients satisfied with the time they had to wait for an appointment	2	2	N/A	86.8%	88.3%	87.9%

* This is based on patients treated on this contract for their most recent course of treatment. Figures in italics indicate the base number of FP17s or Patient Questionnaire responses are less than 100. N/A is shown where the base number of responses is less than 10 during the period. % is calculated as Quantity/Base number*100

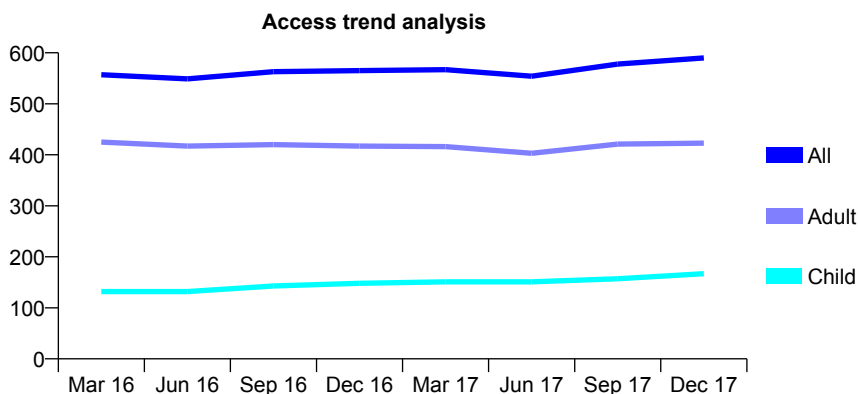
Q58 - Vital Signs At a Glance Contract Report for 251240/0001 - December 2017

Name or company name	MISS NB YELLA
Contract type name	GDS Contract
Purpose of contract	General
Contract start date	01/02/2008
Contract end date	

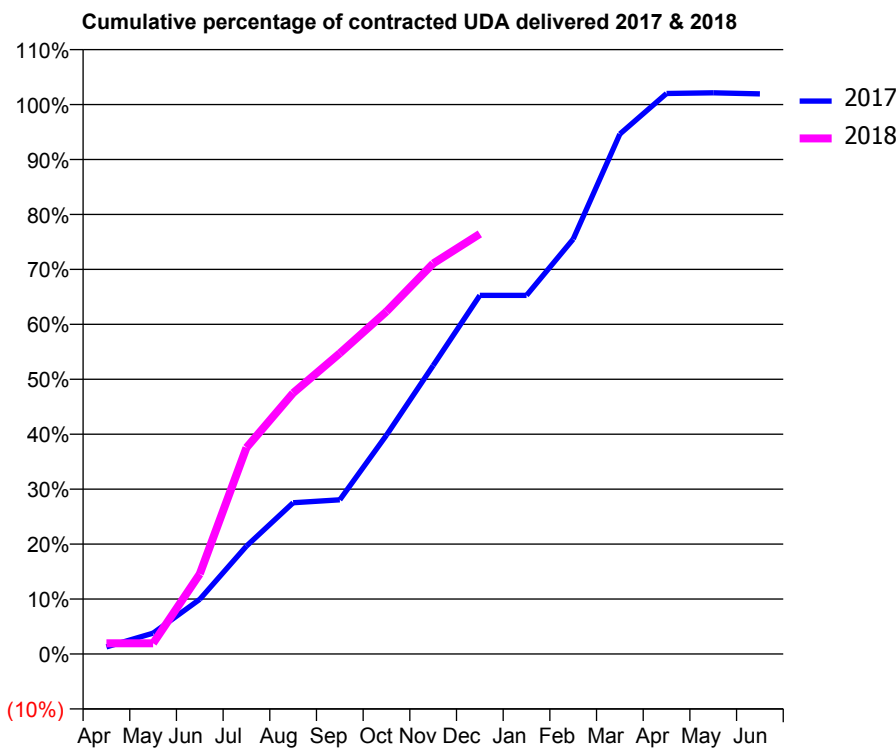
17/18 Contracted general activity (UDA)	1,679
Carry forward general activity (UDA)	-33
17/18 Contracted orthodontic activity (UOA)	0
Carry forward orthodontic activity (UOA)	0
Baseline contract value	£48,188.67

ACCESS*

Patients seen in 24 months	Total	Change since previous quarter
Quarter ending December 2016	565	
Quarter ending March 2017	567	→
Quarter ending June 2017	554	↓
Quarter ending September 2017	578	↑
Quarter ending December 2017	590	↑
Variance since December 2016	4.4%	↑



ACTIVITY



Month	Adjusted Scheduled Activity (UDA)	
	2017	2018
April	22	33
May	64	33
June	167	245
July	330	630
August	462	797
September	471	919
October	669	1,047
November	881	1,193
December	1,096	1,284
January	1,096	
February	1,268	
March	1,589	
April	1,713	
May	1,715	
June	1,712	

QUALITY

	Quantity	Base Number	Contract	AT	Region	England
% of FP17s for the same patient ID Re-attending within 3 months - Children	16	147	10.9%	11.0%	11.8%	12.0%
% of FP17s for the same patient ID Re-attending within 3 months - Adults	35	247	14.2%	14.5%	15.3%	15.9%
% of FP17s for the same patient ID Re-attending between 3 & 9 months - Children	73	147	49.7%	56.7%	59.1%	58.0%
% of FP17s for the same patient ID Re-attending between 3 & 9 months - Adults	68	247	27.5%	48.2%	51.5%	50.5%
% of FP17s for Band 1 Urgent Courses	39	355	11.0%	8.6%	8.0%	9.0%
% of FP17s Relating to Free Repair or Replacements	16	355	4.5%	0.7%	0.8%	0.8%
% of FP17s Relating to Continuations	0	355	0.0%	0.9%	1.1%	1.1%
% of Patients satisfied with the dentistry they have received	1	1	N/A	91.1%	91.6%	91.5%
% of Patients satisfied with the time they had to wait for an appointment	1	1	N/A	86.8%	88.3%	87.9%

* This is based on patients treated on this contract for their most recent course of treatment. Figures in italics indicate the base number of FP17s or Patient Questionnaire responses are less than 100. N/A is shown where the base number of responses is less than 10 during the period. % is calculated as Quantity/Base number*100

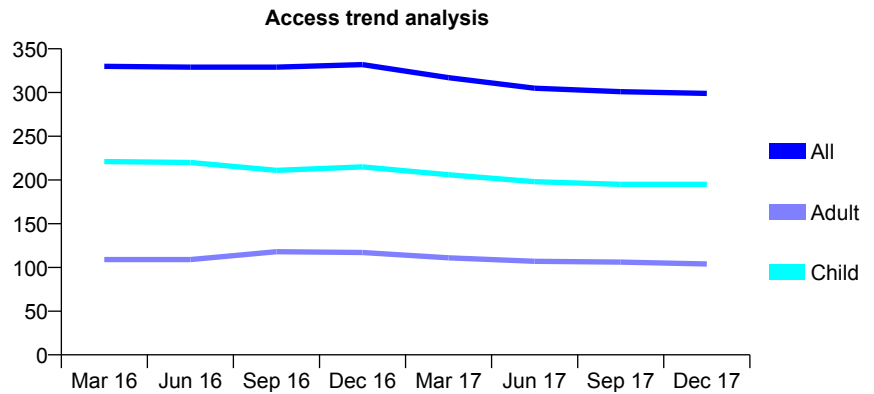
Q58 - Vital Signs At a Glance Contract Report for 256528/0001 - December 2017

Name or company name	MR JW BRAZIER
Contract type name	GDS Contract
Purpose of contract	General
Contract start date	01/04/2006
Contract end date	

17/18 Contracted general activity (UDA)	800
Carry forward general activity (UDA)	0
17/18 Contracted orthodontic activity (UOA)	0
Carry forward orthodontic activity (UOA)	0
Baseline contract value	£18,395.95

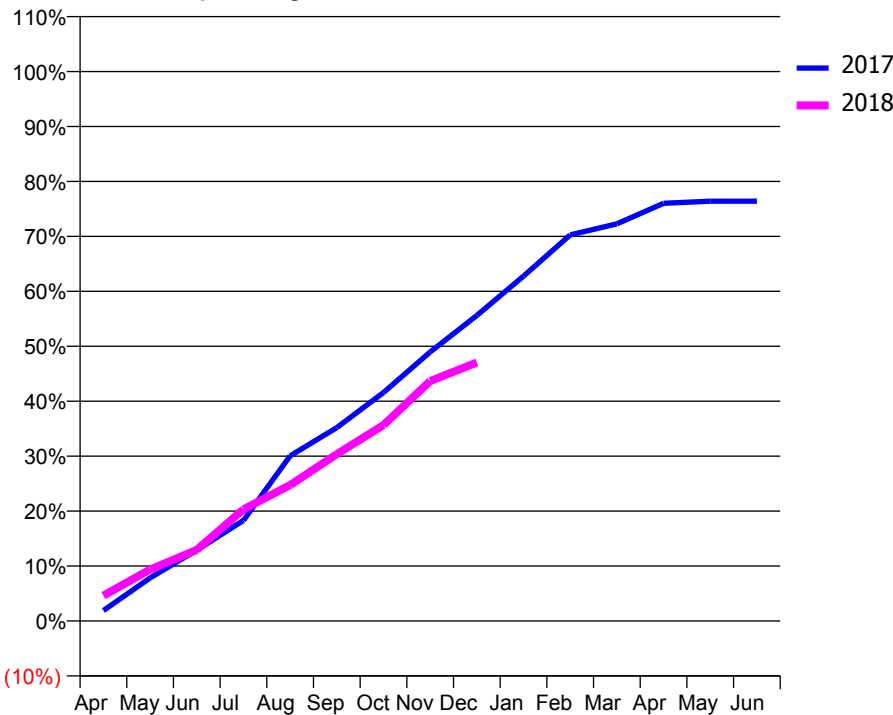
ACCESS*

Patients seen in 24 months	Total	Change since previous quarter
Quarter ending December 2016	332	
Quarter ending March 2017	317	↓
Quarter ending June 2017	305	↓
Quarter ending September 2017	301	↓
Quarter ending December 2017	299	→
Variance since December 2016	(9.9%)	↓



ACTIVITY

Cumulative percentage of contracted UDA delivered 2017 & 2018



Month	Adjusted Scheduled Activity (UDA)	
	2017	2018
April	15	37
May	63	75
June	103	104
July	146	163
August	240	198
September	282	243
October	333	285
November	392	349
December	445	376
January	502	
February	562	
March	578	
April	608	
May	611	
June	611	

QUALITY

	Quantity	Base Number	Contract	AT	Region	England
% of FP17s for the same patient ID Re-attending within 3 months - Children	27	214	12.6%	11.0%	11.8%	12.0%
% of FP17s for the same patient ID Re-attending within 3 months - Adults	11	69	15.9%	14.5%	15.3%	15.9%
% of FP17s for the same patient ID Re-attending between 3 & 9 months - Children	123	214	57.5%	56.7%	59.1%	58.0%
% of FP17s for the same patient ID Re-attending between 3 & 9 months - Adults	35	69	50.7%	48.2%	51.5%	50.5%
% of FP17s for Band 1 Urgent Courses	7	262	2.7%	8.6%	8.0%	9.0%
% of FP17s Relating to Free Repair or Replacements	0	262	0.0%	0.7%	0.8%	0.8%
% of FP17s Relating to Continuations	0	262	0.0%	0.9%	1.1%	1.1%
% of Patients satisfied with the dentistry they have received	0	0	N/A	91.1%	91.6%	91.5%
% of Patients satisfied with the time they had to wait for an appointment	0	0	N/A	86.8%	88.3%	87.9%

* This is based on patients treated on this contract for their most recent course of treatment. Figures in italics indicate the base number of FP17s or Patient Questionnaire responses are less than 100. N/A is shown where the base number of responses is less than 10 during the period. % is calculated as Quantity/Base number*100

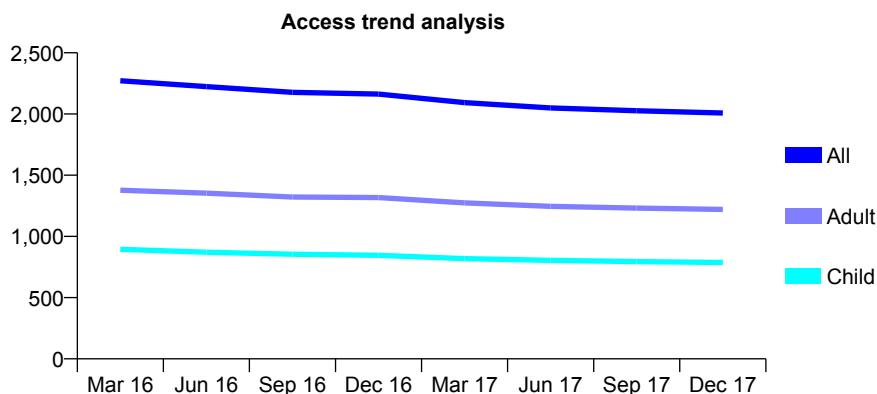
Q58 - Vital Signs At a Glance Contract Report for 257141/0002 - December 2017

Name or company name	MR J CRAIG
Contract type name	GDS Contract
Purpose of contract	General
Contract start date	01/07/2012
Contract end date	

17/18 Contracted general activity (UDA)	7,200
Carry forward general activity (UDA)	260
17/18 Contracted orthodontic activity (UOA)	0
Carry forward orthodontic activity (UOA)	0
Baseline contract value	£163,604.62

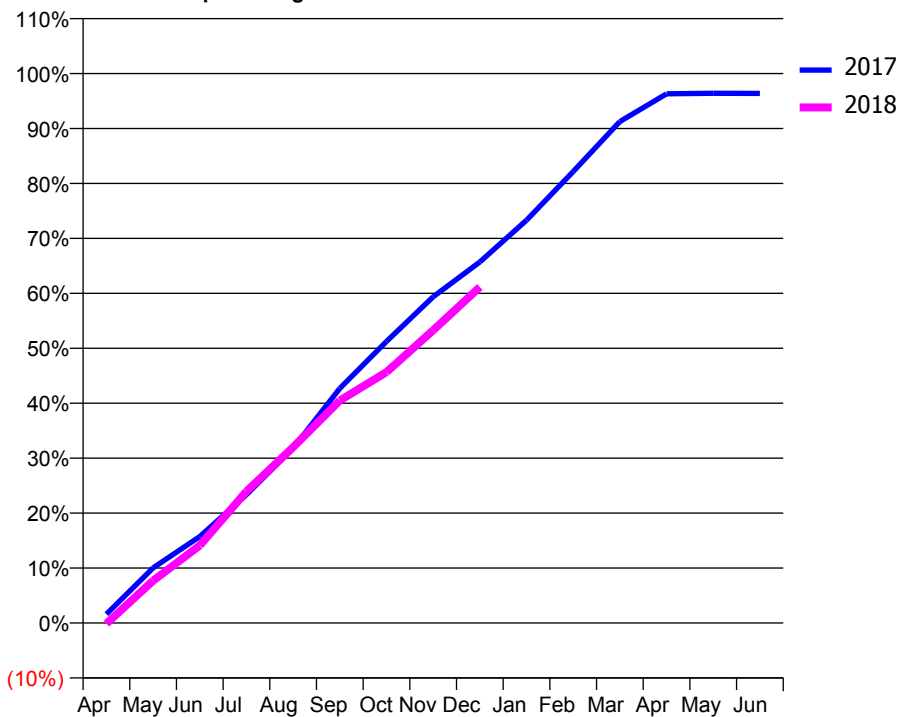
ACCESS*

Patients seen in 24 months	Total	Change since previous quarter
Quarter ending December 2016	2,163	
Quarter ending March 2017	2,093	↓
Quarter ending June 2017	2,050	↓
Quarter ending September 2017	2,027	↓
Quarter ending December 2017	2,008	→
Variance since December 2016	(7.2%)	↓



ACTIVITY

Cumulative percentage of contracted UDA delivered 2017 & 2018



Month	Adjusted Scheduled Activity (UDA)	
	2017	2018
April	115	-9
May	722	555
June	1,132	1,016
July	1,682	1,726
August	2,292	2,303
September	3,074	2,914
October	3,689	3,287
November	4,275	3,836
December	4,731	4,403
January	5,277	
February	5,916	
March	6,571	
April	6,935	
May	6,941	
June	6,940	

QUALITY

	Quantity	Base Number	Contract	AT	Region	England
% of FP17s for the same patient ID Re-attending within 3 months - Children	82	1,049	7.8%	11.0%	11.8%	12.0%
% of FP17s for the same patient ID Re-attending within 3 months - Adults	278	1,598	17.4%	14.5%	15.3%	15.9%
% of FP17s for the same patient ID Re-attending between 3 & 9 months - Children	777	1,049	74.1%	56.7%	59.1%	58.0%
% of FP17s for the same patient ID Re-attending between 3 & 9 months - Adults	1,107	1,598	69.3%	48.2%	51.5%	50.5%
% of FP17s for Band 1 Urgent Courses	189	2,485	7.6%	8.6%	8.0%	9.0%
% of FP17s Relating to Free Repair or Replacements	5	2,485	0.2%	0.7%	0.8%	0.8%
% of FP17s Relating to Continuations	1	2,485	0.0%	0.9%	1.1%	1.1%
% of Patients satisfied with the dentistry they have received	1	1	N/A	91.1%	91.6%	91.5%
% of Patients satisfied with the time they had to wait for an appointment	1	1	N/A	86.8%	88.3%	87.9%

* This is based on patients treated on this contract for their most recent course of treatment. Figures in italics indicate the base number of FP17s or Patient Questionnaire responses are less than 100. N/A is shown where the base number of responses is less than 10 during the period. % is calculated as Quantity/Base number*100

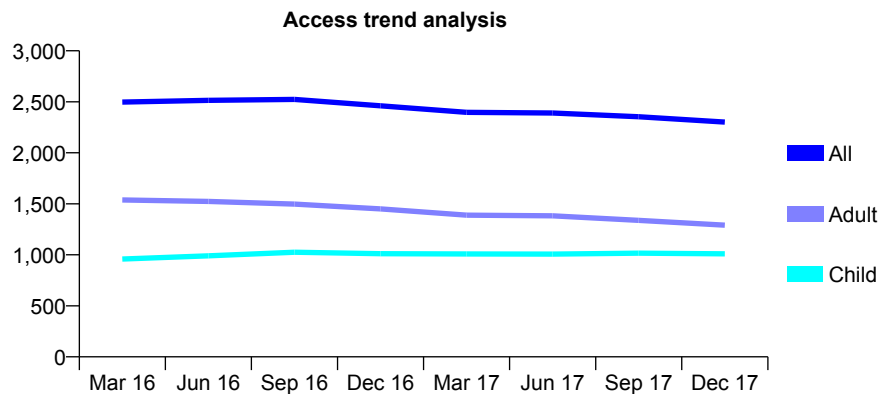
Q58 - Vital Signs At a Glance Contract Report for 258598/0001 - December 2017

Name or company name	MR S OLDHAM
Contract type name	GDS Contract
Purpose of contract	General
Contract start date	01/04/2007
Contract end date	

17/18 Contracted general activity (UDA)	4,667
Carry forward general activity (UDA)	-43
17/18 Contracted orthodontic activity (UOA)	0
Carry forward orthodontic activity (UOA)	0
Baseline contract value	£117,201.71

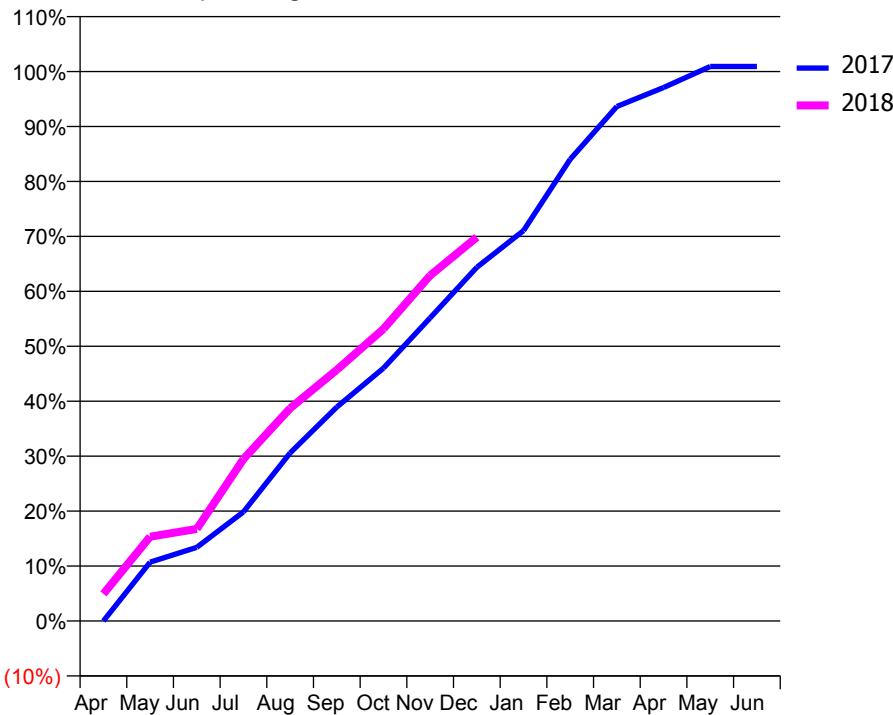
ACCESS*

Patients seen in 24 months	Total	Change since previous quarter
Quarter ending December 2016	2,461	
Quarter ending March 2017	2,397	↓
Quarter ending June 2017	2,390	→
Quarter ending September 2017	2,354	↓
Quarter ending December 2017	2,301	↓
Variance since December 2016	(6.5%)	↓



ACTIVITY

Cumulative percentage of contracted UDA delivered 2017 & 2018



Month	Adjusted Scheduled Activity (UDA)	
	2017	2018
April	0	231
May	500	717
June	626	782
July	927	1,376
August	1,427	1,807
September	1,817	2,133
October	2,148	2,481
November	2,575	2,935
December	3,004	3,260
January	3,316	
February	3,921	
March	4,370	
April	4,531	
May	4,710	
June	4,710	

QUALITY

	Quantity	Base Number	Contract	AT	Region	England
% of FP17s for the same patient ID Re-attending within 3 months - Children	73	933	7.8%	11.0%	11.8%	12.0%
% of FP17s for the same patient ID Re-attending within 3 months - Adults	159	1,032	15.4%	14.5%	15.3%	15.9%
% of FP17s for the same patient ID Re-attending between 3 & 9 months - Children	503	933	53.9%	56.7%	59.1%	58.0%
% of FP17s for the same patient ID Re-attending between 3 & 9 months - Adults	432	1,032	41.9%	48.2%	51.5%	50.5%
% of FP17s for Band 1 Urgent Courses	203	1,759	11.5%	8.6%	8.0%	9.0%
% of FP17s Relating to Free Repair or Replacements	0	1,759	0.0%	0.7%	0.8%	0.8%
% of FP17s Relating to Continuations	20	1,759	1.1%	0.9%	1.1%	1.1%
% of Patients satisfied with the dentistry they have received	0	0	N/A	91.1%	91.6%	91.5%
% of Patients satisfied with the time they had to wait for an appointment	0	0	N/A	86.8%	88.3%	87.9%

* This is based on patients treated on this contract for their most recent course of treatment. Figures in italics indicate the base number of FP17s or Patient Questionnaire responses are less than 100. N/A is shown where the base number of responses is less than 10 during the period. % is calculated as Quantity/Base number*100

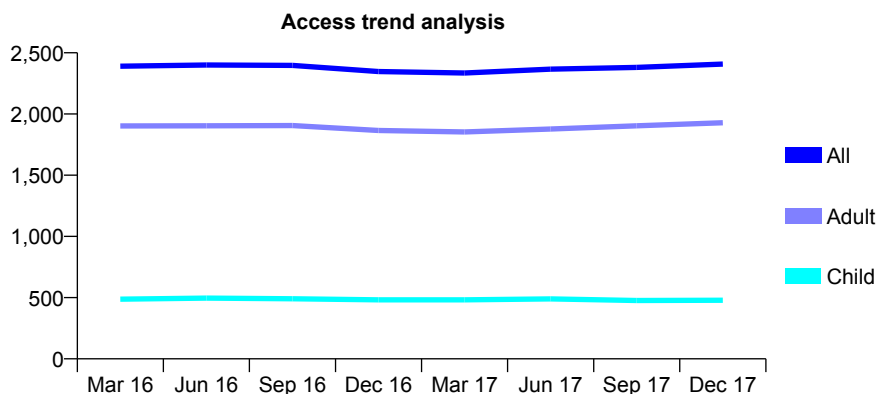
Q58 - Vital Signs At a Glance Contract Report for 261483/0001 - December 2017

Name or company name	MR BP PATEL
Contract type name	GDS Contract
Purpose of contract	General
Contract start date	01/04/2006
Contract end date	

17/18 Contracted general activity (UDA)	6,200
Carry forward general activity (UDA)	-103
17/18 Contracted orthodontic activity (UOA)	0
Carry forward orthodontic activity (UOA)	0
Baseline contract value	£152,767.68

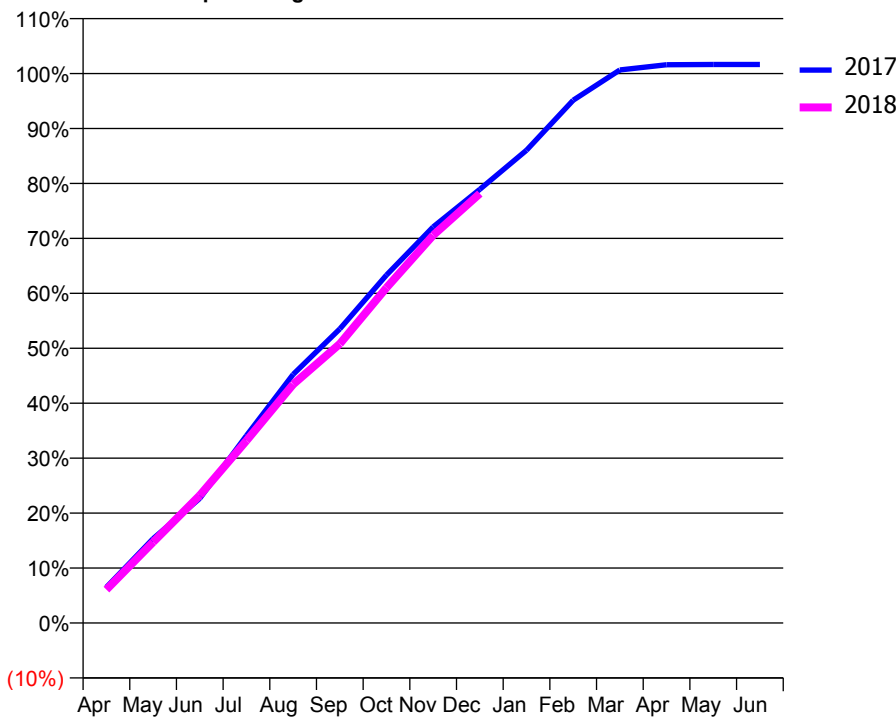
ACCESS*

Patients seen in 24 months	Total	Change since previous quarter
Quarter ending December 2016	2,347	
Quarter ending March 2017	2,335	→
Quarter ending June 2017	2,367	→
Quarter ending September 2017	2,381	→
Quarter ending December 2017	2,408	→
Variance since December 2016	2.6%	↑



ACTIVITY

Cumulative percentage of contracted UDA delivered 2017 & 2018



Month	Adjusted Scheduled Activity (UDA)	
	2017	2018
April	404	377
May	952	913
June	1,407	1,440
July	2,115	2,058
August	2,805	2,693
September	3,319	3,150
October	3,926	3,783
November	4,470	4,374
December	4,893	4,846
January	5,334	
February	5,898	
March	6,240	
April	6,298	
May	6,301	
June	6,301	

QUALITY

	Quantity	Base Number	Contract	AT	Region	England
% of FP17s for the same patient ID Re-attending within 3 months - Children	28	521	5.4%	11.0%	11.8%	12.0%
% of FP17s for the same patient ID Re-attending within 3 months - Adults	327	2,153	15.2%	14.5%	15.3%	15.9%
% of FP17s for the same patient ID Re-attending between 3 & 9 months - Children	292	521	56.0%	56.7%	59.1%	58.0%
% of FP17s for the same patient ID Re-attending between 3 & 9 months - Adults	1,190	2,153	55.3%	48.2%	51.5%	50.5%
% of FP17s for Band 1 Urgent Courses	263	2,188	12.0%	8.6%	8.0%	9.0%
% of FP17s Relating to Free Repair or Replacements	12	2,188	0.5%	0.7%	0.8%	0.8%
% of FP17s Relating to Continuations	11	2,188	0.5%	0.9%	1.1%	1.1%
% of Patients satisfied with the dentistry they have received	9	9	N/A	91.1%	91.6%	91.5%
% of Patients satisfied with the time they had to wait for an appointment	9	9	N/A	86.8%	88.3%	87.9%

* This is based on patients treated on this contract for their most recent course of treatment. Figures in italics indicate the base number of FP17s or Patient Questionnaire responses are less than 100. N/A is shown where the base number of responses is less than 10 during the period. % is calculated as Quantity/Base number*100

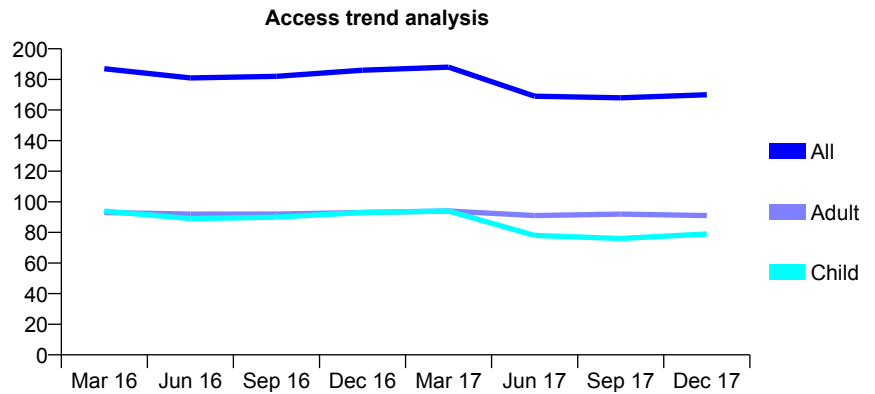
Q58 - Vital Signs At a Glance Contract Report for 261785/0001 - December 2017

Name or company name	MR P SABHARWAL
Contract type name	GDS Contract
Purpose of contract	General
Contract start date	01/04/2006
Contract end date	

17/18 Contracted general activity (UDA)	658
Carry forward general activity (UDA)	3
17/18 Contracted orthodontic activity (UOA)	0
Carry forward orthodontic activity (UOA)	0
Baseline contract value	£19,656.79

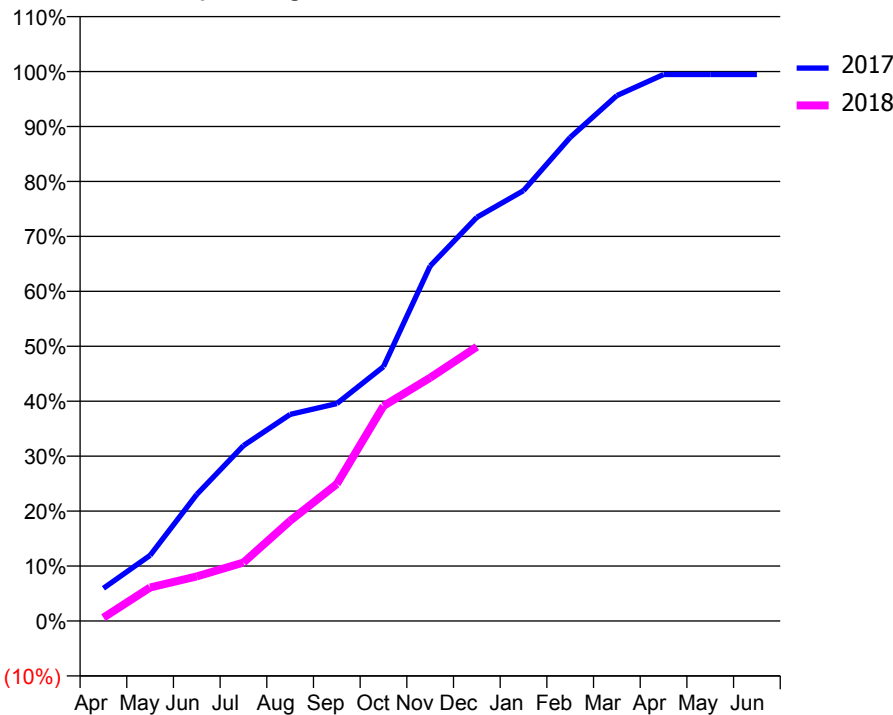
ACCESS*

Patients seen in 24 months	Total	Change since previous quarter
Quarter ending December 2016	186	
Quarter ending March 2017	188	→
Quarter ending June 2017	169	↓
Quarter ending September 2017	168	→
Quarter ending December 2017	170	→
Variance since December 2016	(8.6%)	↓



ACTIVITY

Cumulative percentage of contracted UDA delivered 2017 & 2018



Month	Adjusted Scheduled Activity (UDA)	
	2017	2018
April	39	4
May	79	40
June	152	53
July	210	70
August	247	120
September	260	164
October	305	257
November	425	291
December	483	328
January	515	
February	579	
March	629	
April	654	
May	654	
June	654	

QUALITY

	Quantity	Base Number	Contract	AT	Region	England
% of FP17s for the same patient ID Re-attending within 3 months - Children	2	84	2.4%	11.0%	11.8%	12.0%
% of FP17s for the same patient ID Re-attending within 3 months - Adults	4	59	6.8%	14.5%	15.3%	15.9%
% of FP17s for the same patient ID Re-attending between 3 & 9 months - Children	52	84	61.9%	56.7%	59.1%	58.0%
% of FP17s for the same patient ID Re-attending between 3 & 9 months - Adults	30	59	50.8%	48.2%	51.5%	50.5%
% of FP17s for Band 1 Urgent Courses	7	133	5.3%	8.6%	8.0%	9.0%
% of FP17s Relating to Free Repair or Replacements	0	133	0.0%	0.7%	0.8%	0.8%
% of FP17s Relating to Continuations	0	133	0.0%	0.9%	1.1%	1.1%
% of Patients satisfied with the dentistry they have received	0	0	N/A	91.1%	91.6%	91.5%
% of Patients satisfied with the time they had to wait for an appointment	0	0	N/A	86.8%	88.3%	87.9%

* This is based on patients treated on this contract for their most recent course of treatment. Figures in italics indicate the base number of FP17s or Patient Questionnaire responses are less than 100. N/A is shown where the base number of responses is less than 10 during the period. % is calculated as Quantity/Base number*100

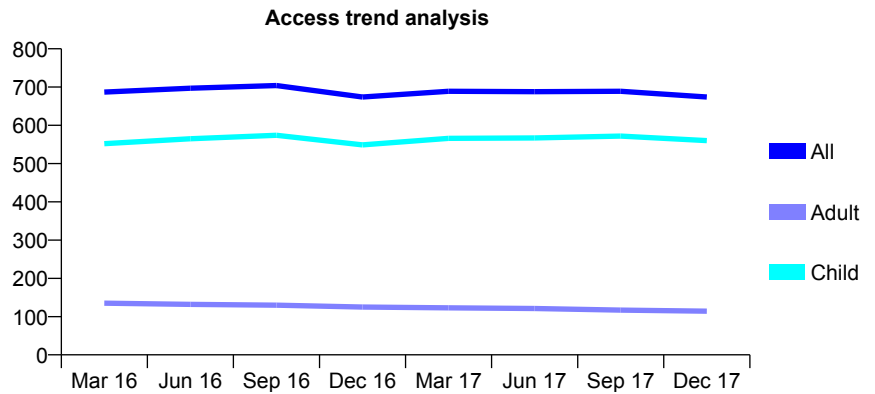
Q58 - Vital Signs At a Glance Contract Report for 263605/0002 - December 2017

Name or company name	MR MD VERNON
Contract type name	GDS Contract
Purpose of contract	General
Contract start date	01/02/2010
Contract end date	

17/18 Contracted general activity (UDA)	1,184
Carry forward general activity (UDA)	-24
17/18 Contracted orthodontic activity (UOA)	0
Carry forward orthodontic activity (UOA)	0
Baseline contract value	£31,815.39

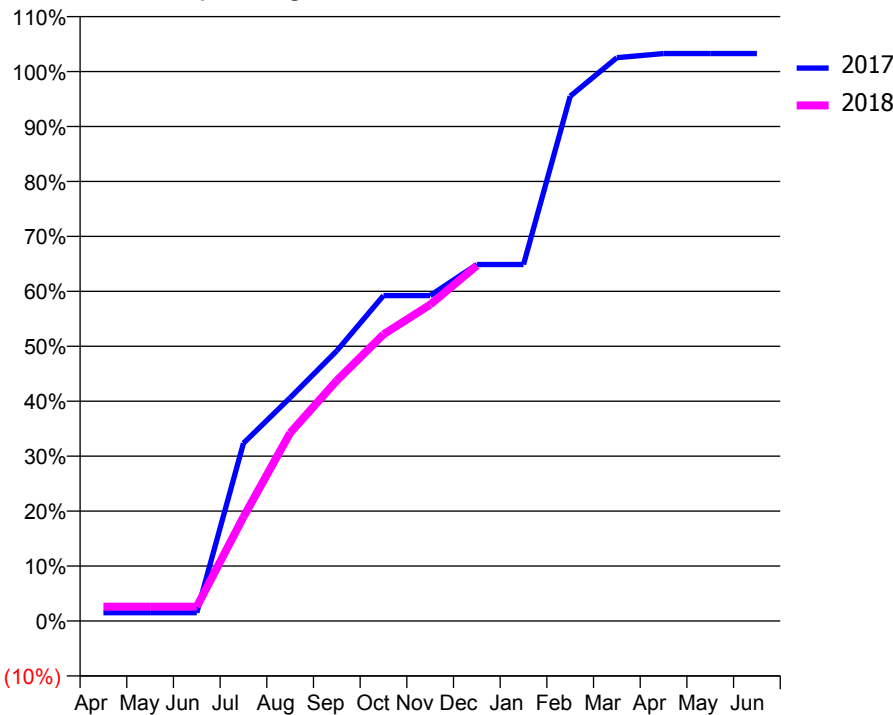
ACCESS*

Patients seen in 24 months	Total	Change since previous quarter
Quarter ending December 2016	674	
Quarter ending March 2017	689	↑
Quarter ending June 2017	688	→
Quarter ending September 2017	689	→
Quarter ending December 2017	674	↓
Variance since December 2016	0.0%	→



ACTIVITY

Cumulative percentage of contracted UDA delivered 2017 & 2018



Month	Adjusted Scheduled Activity (UDA)	
	2017	2018
April	18	31
May	18	31
June	18	31
July	383	224
August	481	405
September	582	518
October	701	618
November	701	682
December	768	766
January	768	
February	1,131	
March	1,214	
April	1,223	
May	1,223	
June	1,223	

QUALITY

	Quantity	Base Number	Contract	AT	Region	England
% of FP17s for the same patient ID Re-attending within 3 months - Children	29	556	5.2%	11.0%	11.8%	12.0%
% of FP17s for the same patient ID Re-attending within 3 months - Adults	1	27	3.7%	14.5%	15.3%	15.9%
% of FP17s for the same patient ID Re-attending between 3 & 9 months - Children	291	556	52.3%	56.7%	59.1%	58.0%
% of FP17s for the same patient ID Re-attending between 3 & 9 months - Adults	16	27	59.3%	48.2%	51.5%	50.5%
% of FP17s for Band 1 Urgent Courses	4	576	0.7%	8.6%	8.0%	9.0%
% of FP17s Relating to Free Repair or Replacements	0	576	0.0%	0.7%	0.8%	0.8%
% of FP17s Relating to Continuations	0	576	0.0%	0.9%	1.1%	1.1%
% of Patients satisfied with the dentistry they have received	1	1	N/A	91.1%	91.6%	91.5%
% of Patients satisfied with the time they had to wait for an appointment	1	1	N/A	86.8%	88.3%	87.9%

* This is based on patients treated on this contract for their most recent course of treatment. Figures in italics indicate the base number of FP17s or Patient Questionnaire responses are less than 100. N/A is shown where the base number of responses is less than 10 during the period. % is calculated as Quantity/Base number*100

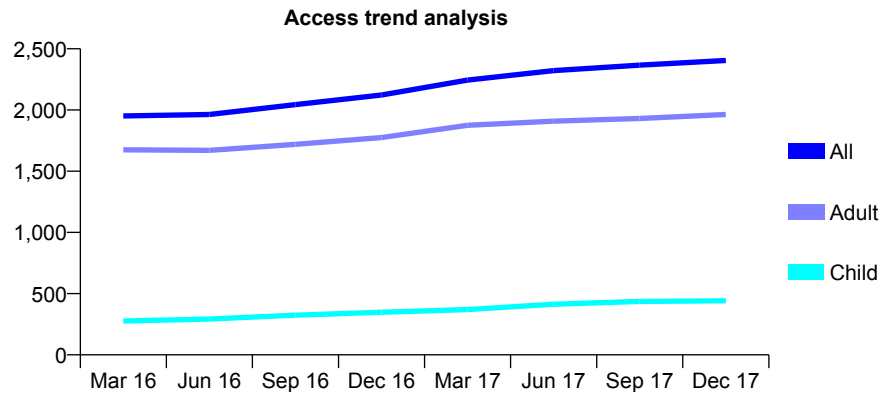
Q58 - Vital Signs At a Glance Contract Report for 264245/0002 - December 2017

Name or company name	MR P PATEL
Contract type name	GDS Contract
Purpose of contract	General
Contract start date	01/04/2012
Contract end date	

17/18 Contracted general activity (UDA)	8,709
Carry forward general activity (UDA)	0
17/18 Contracted orthodontic activity (UOA)	0
Carry forward orthodontic activity (UOA)	0
Baseline contract value	£182,589.70

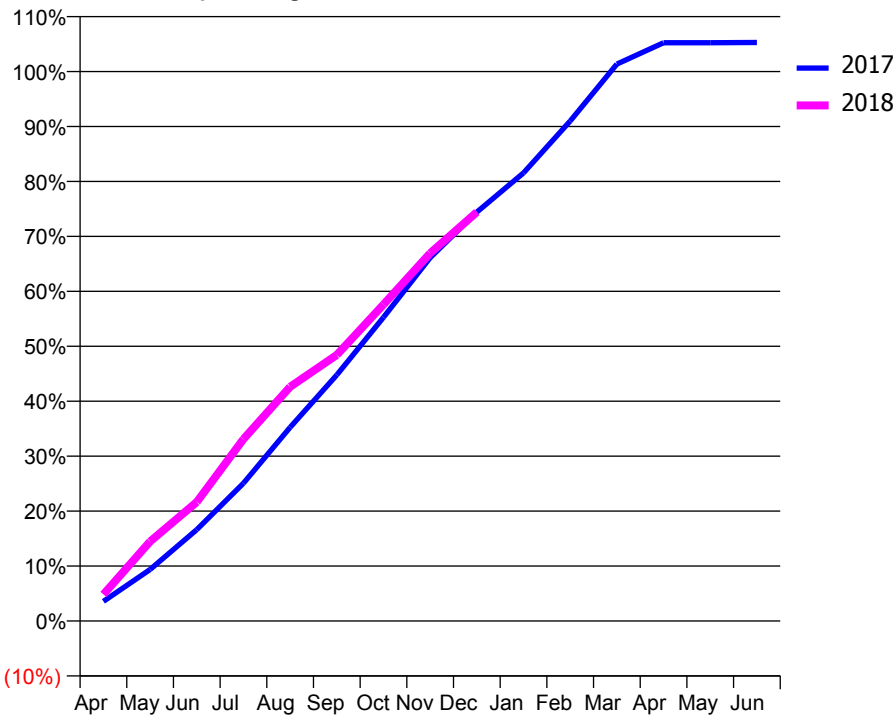
ACCESS*

Patients seen in 24 months	Total	Change since previous quarter
Quarter ending December 2016	2,123	
Quarter ending March 2017	2,245	↑
Quarter ending June 2017	2,322	↑
Quarter ending September 2017	2,367	→
Quarter ending December 2017	2,405	→
Variance since December 2016	13.3%	↑



ACTIVITY

Cumulative percentage of contracted UDA delivered 2017 & 2018



Month	Adjusted Scheduled Activity (UDA)	
	2017	2018
April	311	421
May	818	1,261
June	1,450	1,887
July	2,183	2,883
August	3,069	3,713
September	3,899	4,217
October	4,814	5,017
November	5,757	5,829
December	6,480	6,481
January	7,103	
February	7,925	
March	8,827	
April	9,166	
May	9,166	
June	9,169	

QUALITY

	Quantity	Base Number	Contract	AT	Region	England
% of FP17s for the same patient ID Re-attending within 3 months - Children	37	500	7.4%	11.0%	11.8%	12.0%
% of FP17s for the same patient ID Re-attending within 3 months - Adults	490	2,456	20.0%	14.5%	15.3%	15.9%
% of FP17s for the same patient ID Re-attending between 3 & 9 months - Children	286	500	57.2%	56.7%	59.1%	58.0%
% of FP17s for the same patient ID Re-attending between 3 & 9 months - Adults	1,483	2,456	60.4%	48.2%	51.5%	50.5%
% of FP17s for Band 1 Urgent Courses	129	2,836	4.5%	8.6%	8.0%	9.0%
% of FP17s Relating to Free Repair or Replacements	103	2,836	3.6%	0.7%	0.8%	0.8%
% of FP17s Relating to Continuations	118	2,836	4.2%	0.9%	1.1%	1.1%
% of Patients satisfied with the dentistry they have received	8	8	N/A	91.1%	91.6%	91.5%
% of Patients satisfied with the time they had to wait for an appointment	8	8	N/A	86.8%	88.3%	87.9%

* This is based on patients treated on this contract for their most recent course of treatment. Figures in italics indicate the base number of FP17s or Patient Questionnaire responses are less than 100. N/A is shown where the base number of responses is less than 10 during the period. % is calculated as Quantity/Base number*100

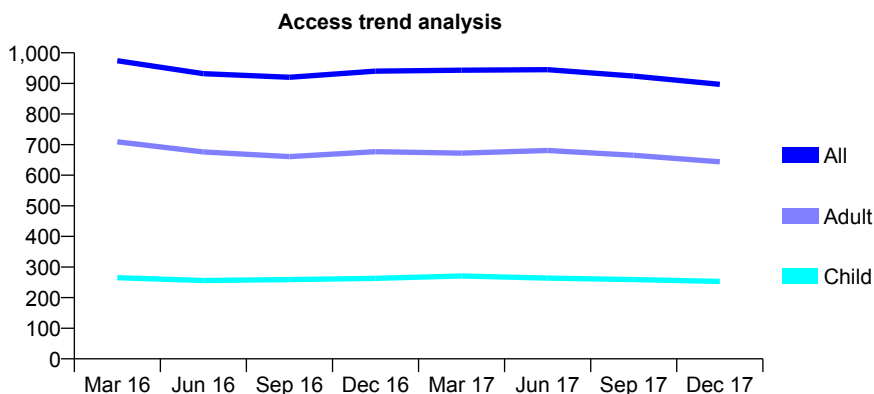
Q58 - Vital Signs At a Glance Contract Report for 264512/0001 - December 2017

Name or company name	MRS MO FASANYA
Contract type name	GDS Contract
Purpose of contract	General
Contract start date	01/04/2006
Contract end date	

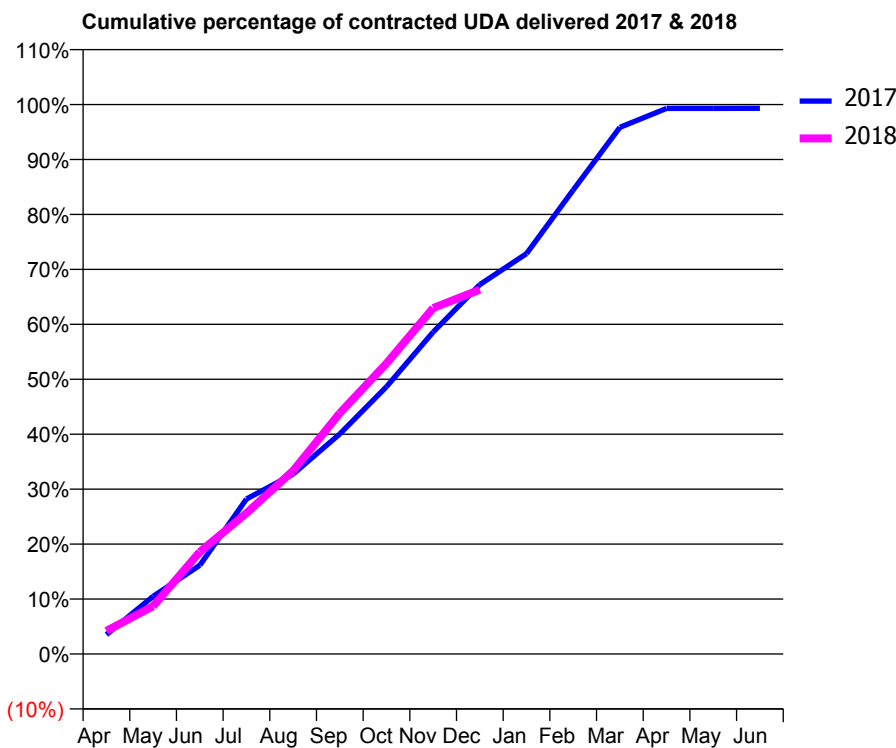
17/18 Contracted general activity (UDA)	2,800
Carry forward general activity (UDA)	18
17/18 Contracted orthodontic activity (UOA)	0
Carry forward orthodontic activity (UOA)	0
Baseline contract value	£72,576.97

ACCESS*

Patients seen in 24 months	Total	Change since previous quarter
Quarter ending December 2016	940	
Quarter ending March 2017	943	→
Quarter ending June 2017	945	→
Quarter ending September 2017	924	↓
Quarter ending December 2017	897	↓
Variance since December 2016	(4.6%)	↓



ACTIVITY



Month	Adjusted Scheduled Activity (UDA)	
	2017	2018
April	99	118
May	294	243
June	452	520
July	790	718
August	917	934
September	1,122	1,227
October	1,362	1,481
November	1,640	1,763
December	1,882	1,857
January	2,040	
February	2,364	
March	2,684	
April	2,780	
May	2,780	
June	2,781	

QUALITY

	Quantity	Base Number	Contract	AT	Region	England
% of FP17s for the same patient ID Re-attending within 3 months - Children	21	259	8.1%	11.0%	11.8%	12.0%
% of FP17s for the same patient ID Re-attending within 3 months - Adults	111	616	18.0%	14.5%	15.3%	15.9%
% of FP17s for the same patient ID Re-attending between 3 & 9 months - Children	163	259	62.9%	56.7%	59.1%	58.0%
% of FP17s for the same patient ID Re-attending between 3 & 9 months - Adults	238	616	38.6%	48.2%	51.5%	50.5%
% of FP17s for Band 1 Urgent Courses	69	839	8.2%	8.6%	8.0%	9.0%
% of FP17s Relating to Free Repair or Replacements	2	839	0.2%	0.7%	0.8%	0.8%
% of FP17s Relating to Continuations	39	839	4.6%	0.9%	1.1%	1.1%
% of Patients satisfied with the dentistry they have received	1	1	N/A	91.1%	91.6%	91.5%
% of Patients satisfied with the time they had to wait for an appointment	1	1	N/A	86.8%	88.3%	87.9%

* This is based on patients treated on this contract for their most recent course of treatment. Figures in italics indicate the base number of FP17s or Patient Questionnaire responses are less than 100. N/A is shown where the base number of responses is less than 10 during the period. % is calculated as Quantity/Base number*100

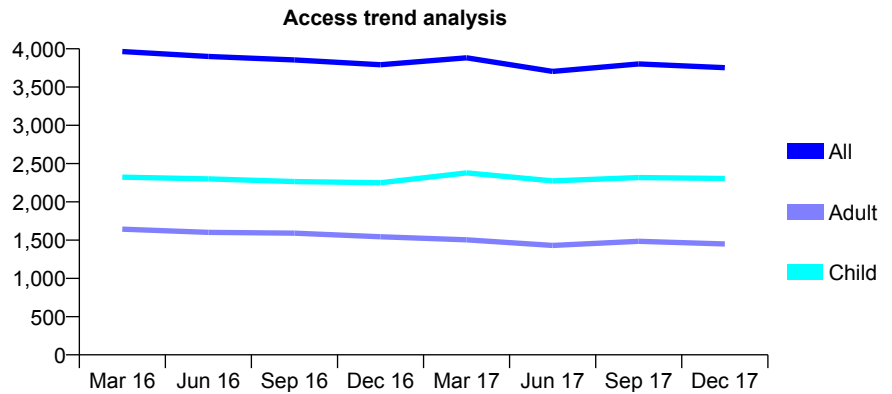
Q58 - Vital Signs At a Glance Contract Report for 269735/0001 - December 2017

Name or company name	MR JS CHADHA
Contract type name	GDS Contract
Purpose of contract	General
Contract start date	01/08/2007
Contract end date	

17/18 Contracted general activity (UDA)	14,113
Carry forward general activity (UDA)	-17
17/18 Contracted orthodontic activity (UOA)	0
Carry forward orthodontic activity (UOA)	0
Baseline contract value	£263,266.95

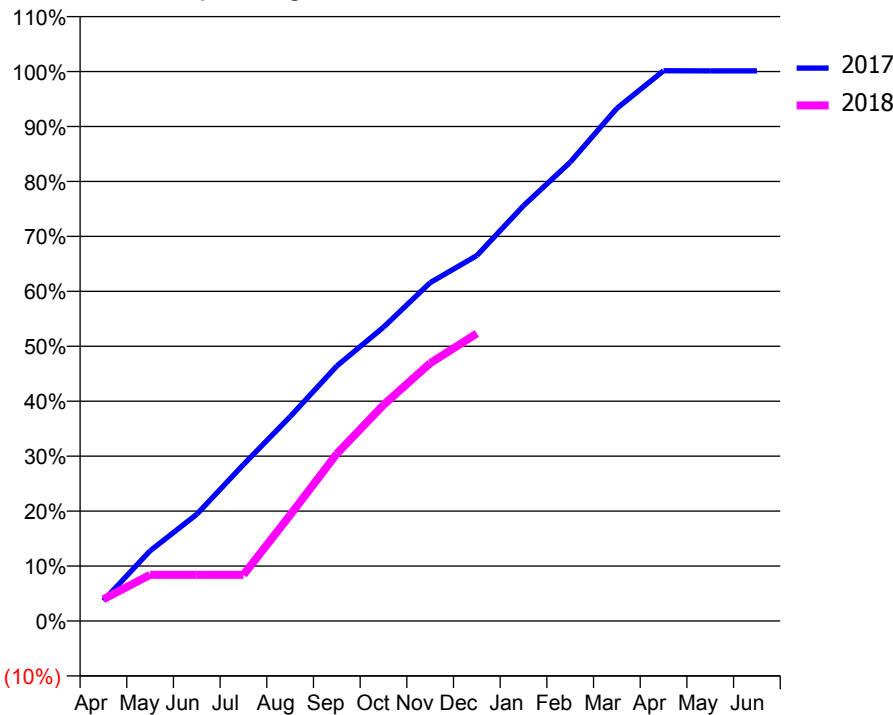
ACCESS*

Patients seen in 24 months	Total	Change since previous quarter
Quarter ending December 2016	3,792	
Quarter ending March 2017	3,882	↑
Quarter ending June 2017	3,704	↓
Quarter ending September 2017	3,802	↑
Quarter ending December 2017	3,754	↓
Variance since December 2016	(1.0%)	↓



ACTIVITY

Cumulative percentage of contracted UDA delivered 2017 & 2018



Month	Adjusted Scheduled Activity (UDA)	
	2017	2018
April	521	559
May	1,802	1,187
June	2,741	1,187
July	4,020	1,187
August	5,250	2,722
September	6,550	4,296
October	7,547	5,550
November	8,691	6,622
December	9,385	7,386
January	10,666	
February	11,784	
March	13,167	
April	14,131	
May	14,129	
June	14,129	

QUALITY

	Quantity	Base Number	Contract	AT	Region	England
% of FP17s for the same patient ID Re-attending within 3 months - Children	385	2,824	13.6%	11.0%	11.8%	12.0%
% of FP17s for the same patient ID Re-attending within 3 months - Adults	372	1,303	28.5%	14.5%	15.3%	15.9%
% of FP17s for the same patient ID Re-attending between 3 & 9 months - Children	1,673	2,824	59.2%	56.7%	59.1%	58.0%
% of FP17s for the same patient ID Re-attending between 3 & 9 months - Adults	578	1,303	44.4%	48.2%	51.5%	50.5%
% of FP17s for Band 1 Urgent Courses	338	3,784	8.9%	8.6%	8.0%	9.0%
% of FP17s Relating to Free Repair or Replacements	1	3,784	0.0%	0.7%	0.8%	0.8%
% of FP17s Relating to Continuations	1	3,784	0.0%	0.9%	1.1%	1.1%
% of Patients satisfied with the dentistry they have received	3	4	N/A	91.1%	91.6%	91.5%
% of Patients satisfied with the time they had to wait for an appointment	4	4	N/A	86.8%	88.3%	87.9%

* This is based on patients treated on this contract for their most recent course of treatment. Figures in italics indicate the base number of FP17s or Patient Questionnaire responses are less than 100. N/A is shown where the base number of responses is less than 10 during the period. % is calculated as Quantity/Base number*100

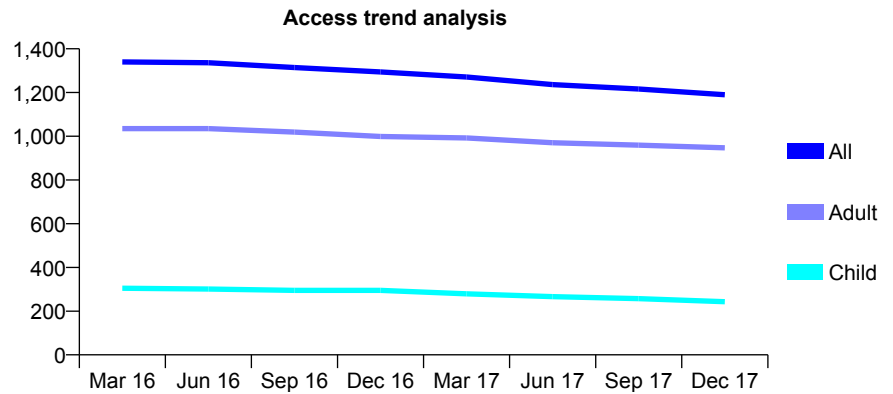
Q58 - Vital Signs At a Glance Contract Report for 270946/0001 - December 2017

Name or company name	MISS M AFKHAMI MADANI
Contract type name	GDS Contract
Purpose of contract	General
Contract start date	01/04/2006
Contract end date	

17/18 Contracted general activity (UDA)	3,481
Carry forward general activity (UDA)	-36
17/18 Contracted orthodontic activity (UOA)	0
Carry forward orthodontic activity (UOA)	0
Baseline contract value	£93,829.15

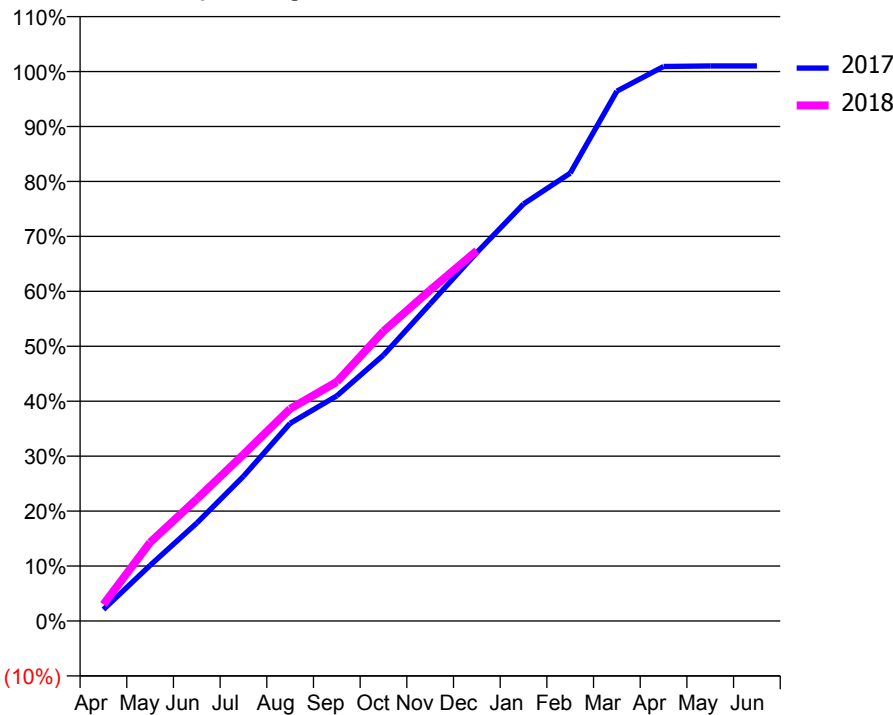
ACCESS*

Patients seen in 24 months	Total	Change since previous quarter
Quarter ending December 2016	1,294	
Quarter ending March 2017	1,271	↓
Quarter ending June 2017	1,236	↓
Quarter ending September 2017	1,216	↓
Quarter ending December 2017	1,190	↓
Variance since December 2016	(8.0%)	↓



ACTIVITY

Cumulative percentage of contracted UDA delivered 2017 & 2018



Month	Adjusted Scheduled Activity (UDA)	
	2017	2018
April	73	105
May	352	498
June	621	772
July	917	1,056
August	1,252	1,345
September	1,427	1,515
October	1,685	1,836
November	2,009	2,096
December	2,334	2,346
January	2,642	
February	2,837	
March	3,356	
April	3,512	
May	3,517	
June	3,517	

QUALITY

	Quantity	Base Number	Contract	AT	Region	England
% of FP17s for the same patient ID Re-attending within 3 months - Children	6	181	3.3%	11.0%	11.8%	12.0%
% of FP17s for the same patient ID Re-attending within 3 months - Adults	99	878	11.3%	14.5%	15.3%	15.9%
% of FP17s for the same patient ID Re-attending between 3 & 9 months - Children	90	181	49.7%	56.7%	59.1%	58.0%
% of FP17s for the same patient ID Re-attending between 3 & 9 months - Adults	483	878	55.0%	48.2%	51.5%	50.5%
% of FP17s for Band 1 Urgent Courses	47	1,004	4.7%	8.6%	8.0%	9.0%
% of FP17s Relating to Free Repair or Replacements	13	1,004	1.3%	0.7%	0.8%	0.8%
% of FP17s Relating to Continuations	6	1,004	0.6%	0.9%	1.1%	1.1%
% of Patients satisfied with the dentistry they have received	4	5	N/A	91.1%	91.6%	91.5%
% of Patients satisfied with the time they had to wait for an appointment	5	5	N/A	86.8%	88.3%	87.9%

* This is based on patients treated on this contract for their most recent course of treatment. Figures in italics indicate the base number of FP17s or Patient Questionnaire responses are less than 100. N/A is shown where the base number of responses is less than 10 during the period. % is calculated as Quantity/Base number*100

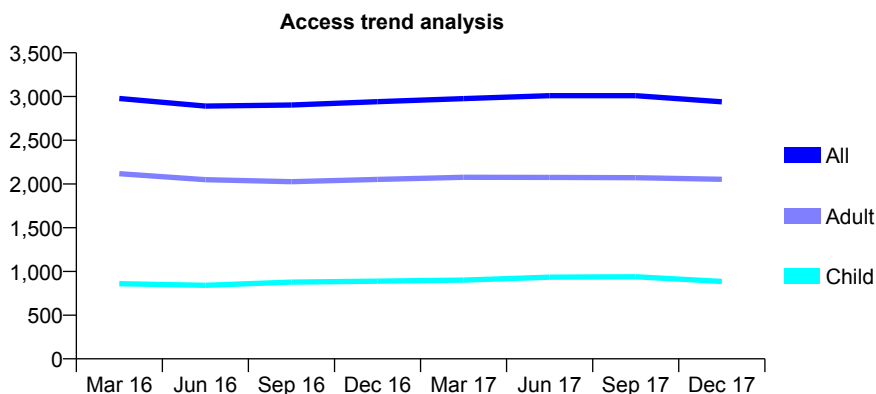
Q58 - Vital Signs At a Glance Contract Report for 273767/0001 - December 2017

Name or company name	MR V GEHANI
Contract type name	GDS Contract
Purpose of contract	General
Contract start date	01/04/2006
Contract end date	

17/18 Contracted general activity (UDA)	6,854
Carry forward general activity (UDA)	-13
17/18 Contracted orthodontic activity (UOA)	0
Carry forward orthodontic activity (UOA)	0
Baseline contract value	£175,694.41

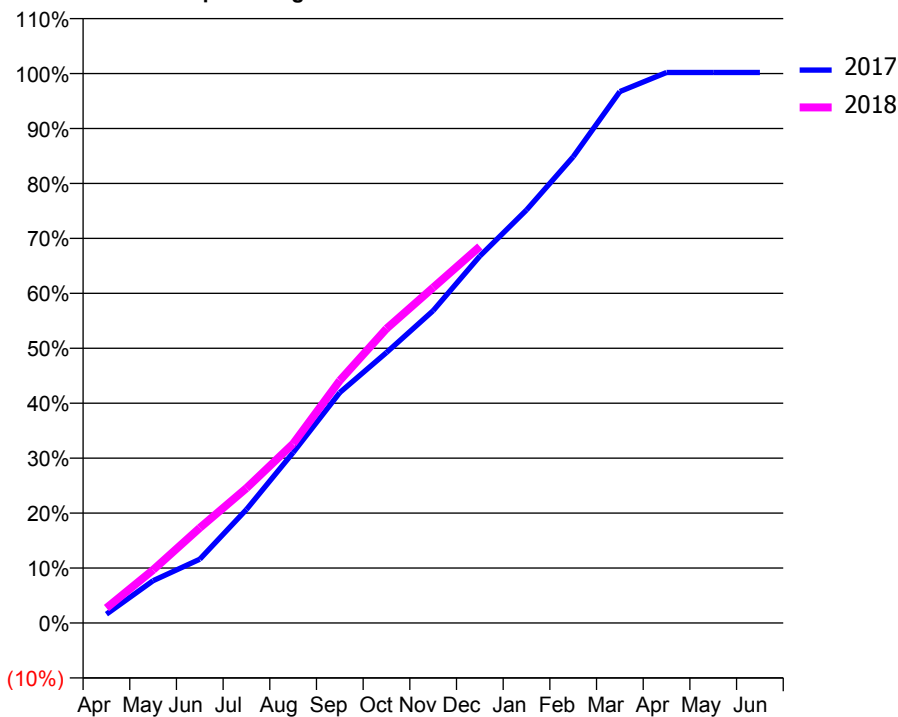
ACCESS*

Patients seen in 24 months	Total	Change since previous quarter
Quarter ending December 2016	2,941	
Quarter ending March 2017	2,976	→
Quarter ending June 2017	3,009	→
Quarter ending September 2017	3,010	→
Quarter ending December 2017	2,939	↓
Variance since December 2016	(0.1%)	→



ACTIVITY

Cumulative percentage of contracted UDA delivered 2017 & 2018



Month	Adjusted Scheduled Activity (UDA)	
	2017	2018
April	111	186
May	529	663
June	796	1,187
July	1,416	1,683
August	2,127	2,236
September	2,874	3,025
October	3,374	3,672
November	3,896	4,184
December	4,576	4,696
January	5,152	
February	5,815	
March	6,629	
April	6,866	
May	6,866	
June	6,867	

QUALITY

	Quantity	Base Number	Contract	AT	Region	England
% of FP17s for the same patient ID Re-attending within 3 months - Children	26	863	3.0%	11.0%	11.8%	12.0%
% of FP17s for the same patient ID Re-attending within 3 months - Adults	172	1,848	9.3%	14.5%	15.3%	15.9%
% of FP17s for the same patient ID Re-attending between 3 & 9 months - Children	349	863	40.4%	56.7%	59.1%	58.0%
% of FP17s for the same patient ID Re-attending between 3 & 9 months - Adults	707	1,848	38.3%	48.2%	51.5%	50.5%
% of FP17s for Band 1 Urgent Courses	150	2,265	6.6%	8.6%	8.0%	9.0%
% of FP17s Relating to Free Repair or Replacements	13	2,265	0.6%	0.7%	0.8%	0.8%
% of FP17s Relating to Continuations	9	2,265	0.4%	0.9%	1.1%	1.1%
% of Patients satisfied with the dentistry they have received	2	2	N/A	91.1%	91.6%	91.5%
% of Patients satisfied with the time they had to wait for an appointment	1	2	N/A	86.8%	88.3%	87.9%

* This is based on patients treated on this contract for their most recent course of treatment. Figures in italics indicate the base number of FP17s or Patient Questionnaire responses are less than 100. N/A is shown where the base number of responses is less than 10 during the period. % is calculated as Quantity/Base number*100

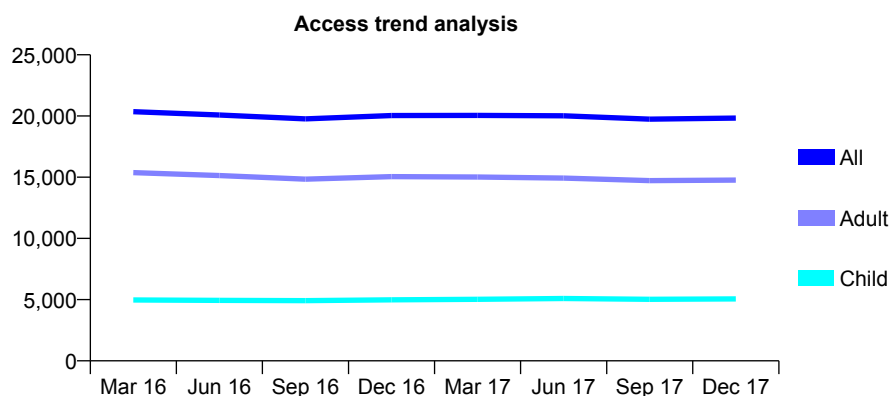
Q58 - Vital Signs At a Glance Contract Report for 273848/0001 - December 2017

Name or company name	MR AT LAMB
Contract type name	GDS Contract
Purpose of contract	General
Contract start date	01/07/2007
Contract end date	

17/18 Contracted general activity (UDA)	44,684
Carry forward general activity (UDA)	372
17/18 Contracted orthodontic activity (UOA)	0
Carry forward orthodontic activity (UOA)	0
Baseline contract value	£1,114,806.87

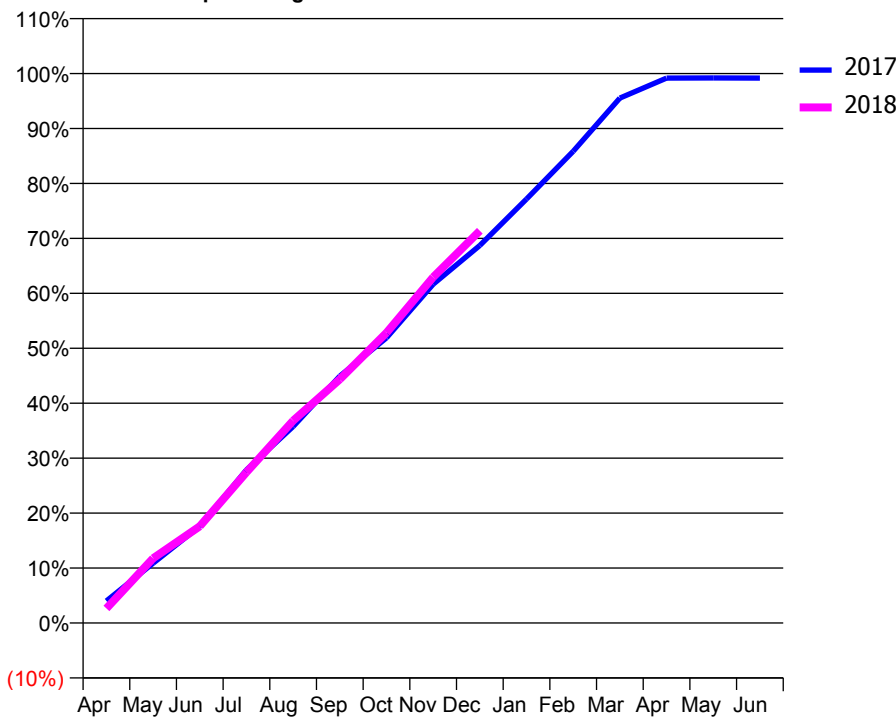
ACCESS*

Patients seen in 24 months	Total	Change since previous quarter
Quarter ending December 2016	20,036	
Quarter ending March 2017	20,046	→
Quarter ending June 2017	20,018	→
Quarter ending September 2017	19,748	↓
Quarter ending December 2017	19,827	→
Variance since December 2016	(1.0%)	↓



ACTIVITY

Cumulative percentage of contracted UDA delivered 2017 & 2018



Month	Adjusted Scheduled Activity (UDA)	
	2017	2018
April	1,793	1,183
May	4,868	5,259
June	7,872	7,870
July	12,455	12,261
August	15,977	16,452
September	20,080	19,820
October	23,189	23,597
November	27,544	28,127
December	30,704	31,896
January	34,477	
February	38,355	
March	42,687	
April	44,317	
May	44,317	
June	44,312	

QUALITY

	Quantity	Base Number	Contract	AT	Region	England
% of FP17s for the same patient ID Re-attending within 3 months - Children	351	5,284	6.6%	11.0%	11.8%	12.0%
% of FP17s for the same patient ID Re-attending within 3 months - Adults	1,301	13,200	9.9%	14.5%	15.3%	15.9%
% of FP17s for the same patient ID Re-attending between 3 & 9 months - Children	2,946	5,284	55.8%	56.7%	59.1%	58.0%
% of FP17s for the same patient ID Re-attending between 3 & 9 months - Adults	6,320	13,200	47.9%	48.2%	51.5%	50.5%
% of FP17s for Band 1 Urgent Courses	587	17,261	3.4%	8.6%	8.0%	9.0%
% of FP17s Relating to Free Repair or Replacements	164	17,261	1.0%	0.7%	0.8%	0.8%
% of FP17s Relating to Continuations	82	17,261	0.5%	0.9%	1.1%	1.1%
% of Patients satisfied with the dentistry they have received	15	16	93.8%	91.1%	91.6%	91.5%
% of Patients satisfied with the time they had to wait for an appointment	13	16	81.3%	86.8%	88.3%	87.9%

* This is based on patients treated on this contract for their most recent course of treatment. Figures in italics indicate the base number of FP17s or Patient Questionnaire responses are less than 100. N/A is shown where the base number of responses is less than 10 during the period. % is calculated as Quantity/Base number*100

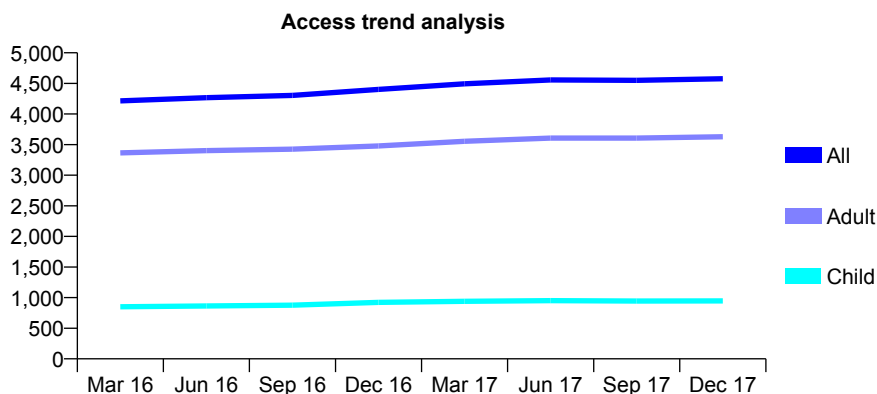
Q58 - Vital Signs At a Glance Contract Report for 274275/0001 - December 2017

Name or company name	MR A SHAH
Contract type name	GDS Contract
Purpose of contract	General
Contract start date	01/10/2010
Contract end date	

17/18 Contracted general activity (UDA)	11,715
Carry forward general activity (UDA)	295
17/18 Contracted orthodontic activity (UOA)	0
Carry forward orthodontic activity (UOA)	0
Baseline contract value	£298,546.96

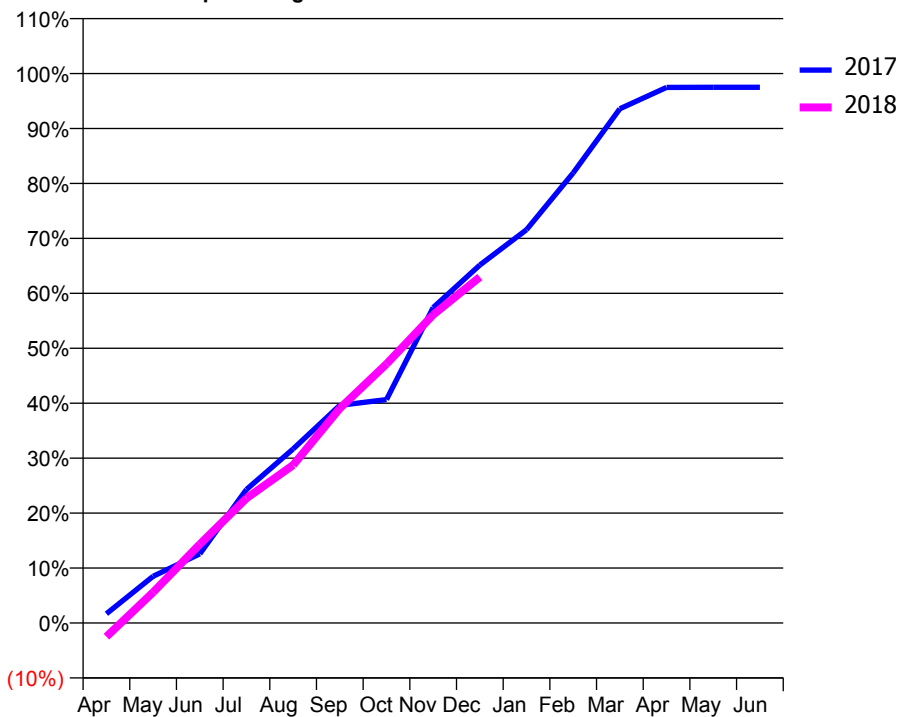
ACCESS*

Patients seen in 24 months	Total	Change since previous quarter
Quarter ending December 2016	4,401	
Quarter ending March 2017	4,493	↑
Quarter ending June 2017	4,557	→
Quarter ending September 2017	4,551	→
Quarter ending December 2017	4,576	→
Variance since December 2016	4.0%	↑



ACTIVITY

Cumulative percentage of contracted UDA delivered 2017 & 2018



Month	Adjusted Scheduled Activity (UDA)	
	2017	2018
April	197	-295
May	998	655
June	1,474	1,679
July	2,847	2,659
August	3,712	3,368
September	4,642	4,575
October	4,762	5,523
November	6,726	6,572
December	7,633	7,377
January	8,385	
February	9,596	
March	10,963	
April	11,418	
May	11,420	
June	11,420	

QUALITY

	Quantity	Base Number	Contract	AT	Region	England
% of FP17s for the same patient ID Re-attending within 3 months - Children	87	1,091	8.0%	11.0%	11.8%	12.0%
% of FP17s for the same patient ID Re-attending within 3 months - Adults	420	3,953	10.6%	14.5%	15.3%	15.9%
% of FP17s for the same patient ID Re-attending between 3 & 9 months - Children	723	1,091	66.3%	56.7%	59.1%	58.0%
% of FP17s for the same patient ID Re-attending between 3 & 9 months - Adults	2,633	3,953	66.6%	48.2%	51.5%	50.5%
% of FP17s for Band 1 Urgent Courses	184	4,344	4.2%	8.6%	8.0%	9.0%
% of FP17s Relating to Free Repair or Replacements	27	4,344	0.6%	0.7%	0.8%	0.8%
% of FP17s Relating to Continuations	9	4,344	0.2%	0.9%	1.1%	1.1%
% of Patients satisfied with the dentistry they have received	6	7	N/A	91.1%	91.6%	91.5%
% of Patients satisfied with the time they had to wait for an appointment	5	7	N/A	86.8%	88.3%	87.9%

* This is based on patients treated on this contract for their most recent course of treatment. Figures in italics indicate the base number of FP17s or Patient Questionnaire responses are less than 100. N/A is shown where the base number of responses is less than 10 during the period. % is calculated as Quantity/Base number*100

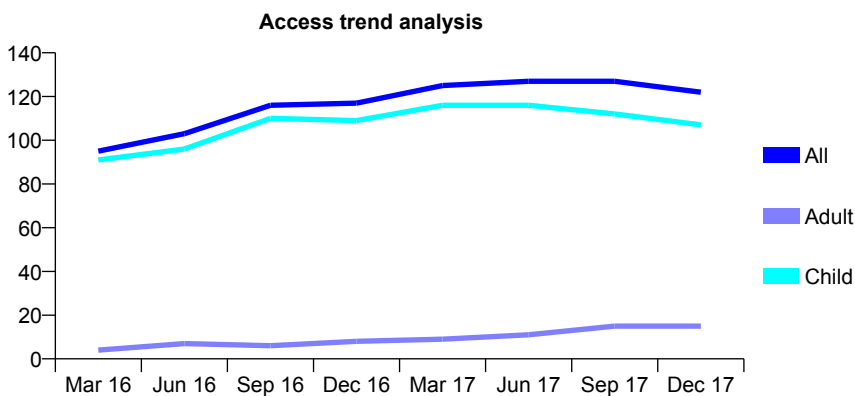
Q58 - Vital Signs At a Glance Contract Report for 274658/0001 - December 2017

Name or company name	MS D FERATI
Contract type name	GDS Contract
Purpose of contract	General
Contract start date	08/10/2015
Contract end date	

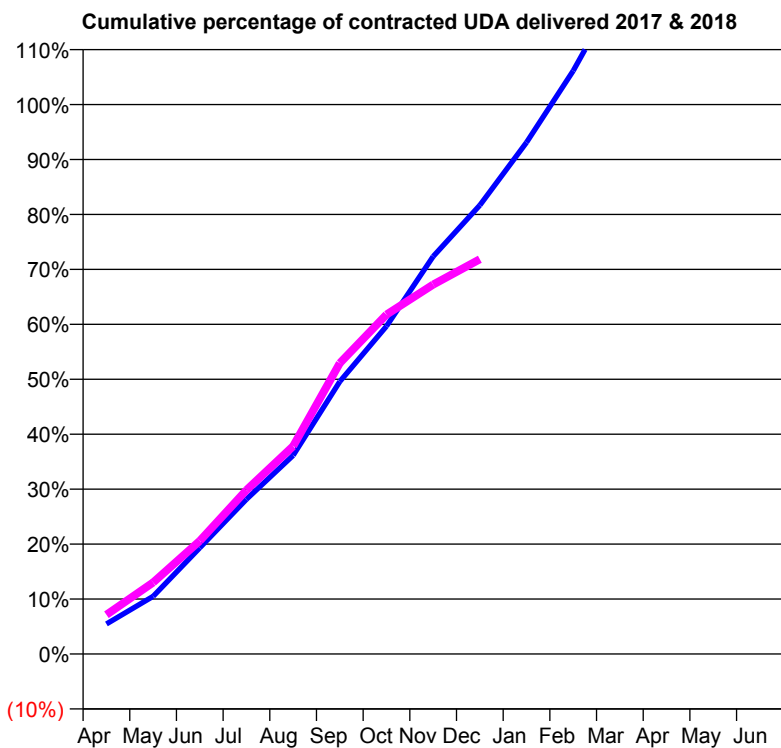
17/18 Contracted general activity (UDA)	238
Carry forward general activity (UDA)	-5
17/18 Contracted orthodontic activity (UOA)	0
Carry forward orthodontic activity (UOA)	0
Baseline contract value	£6,145.48

ACCESS*

Patients seen in 24 months	Total	Change since previous quarter
Quarter ending December 2016	117	
Quarter ending March 2017	125	↑
Quarter ending June 2017	127	→
Quarter ending September 2017	127	→
Quarter ending December 2017	122	↓
Variance since December 2016	4.3%	↑



ACTIVITY



Month	Adjusted Scheduled Activity (UDA)	
	2017	2018
April	13	17
May	25	31
June	46	49
July	67	71
August	86	90
September	118	126
October	142	147
November	172	160
December	194	171
January	222	
February	253	
March	289	
April	296	
May	296	
June	296	

QUALITY

	Quantity	Base Number	Contract	AT	Region	England
% of FP17s for the same patient ID Re-attending within 3 months - Children	15	133	11.3%	11.0%	11.8%	12.0%
% of FP17s for the same patient ID Re-attending within 3 months - Adults	0	0	N/A	14.5%	15.3%	15.9%
% of FP17s for the same patient ID Re-attending between 3 & 9 months - Children	105	133	78.9%	56.7%	59.1%	58.0%
% of FP17s for the same patient ID Re-attending between 3 & 9 months - Adults	0	0	N/A	48.2%	51.5%	50.5%
% of FP17s for Band 1 Urgent Courses	0	126	0.0%	8.6%	8.0%	9.0%
% of FP17s Relating to Free Repair or Replacements	0	126	0.0%	0.7%	0.8%	0.8%
% of FP17s Relating to Continuations	0	126	0.0%	0.9%	1.1%	1.1%
% of Patients satisfied with the dentistry they have received	0	0	N/A	91.1%	91.6%	91.5%
% of Patients satisfied with the time they had to wait for an appointment	0	0	N/A	86.8%	88.3%	87.9%

* This is based on patients treated on this contract for their most recent course of treatment. Figures in italics indicate the base number of FP17s or Patient Questionnaire responses are less than 100. N/A is shown where the base number of responses is less than 10 during the period. % is calculated as Quantity/Base number*100

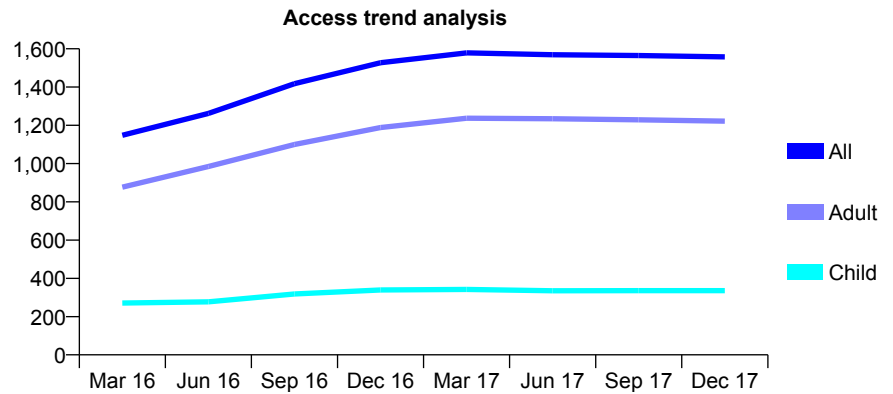
Q58 - Vital Signs At a Glance Contract Report for 278610/0001 - December 2017

Name or company name	MR SK SHAH
Contract type name	GDS Contract
Purpose of contract	General
Contract start date	01/04/2015
Contract end date	

17/18 Contracted general activity (UDA)	3,739
Carry forward general activity (UDA)	-10
17/18 Contracted orthodontic activity (UOA)	0
Carry forward orthodontic activity (UOA)	0
Baseline contract value	£93,139.95

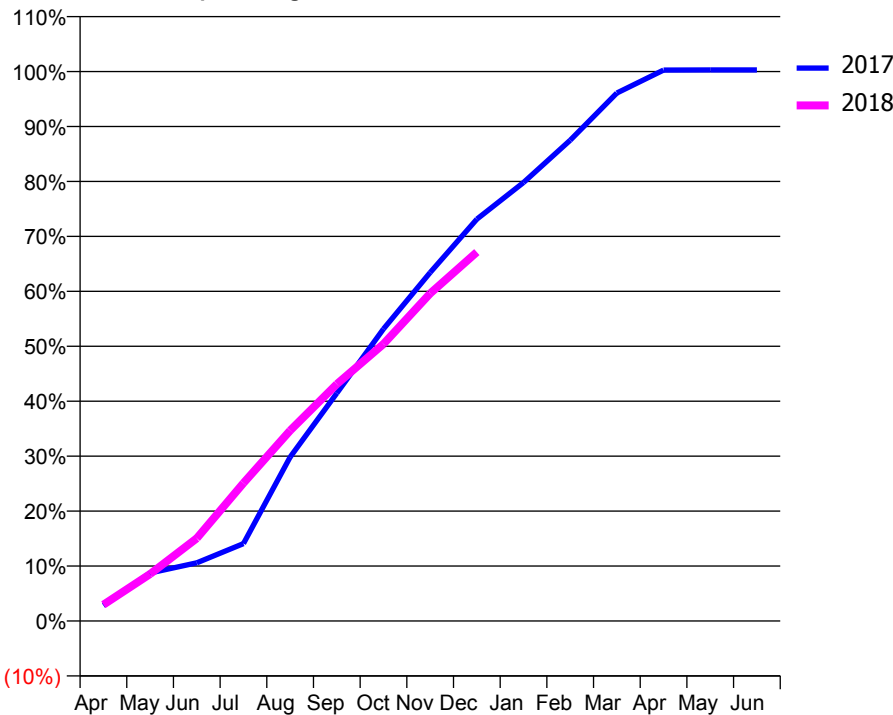
ACCESS*

Patients seen in 24 months	Total	Change since previous quarter
Quarter ending December 2016	1,527	
Quarter ending March 2017	1,579	↑
Quarter ending June 2017	1,569	→
Quarter ending September 2017	1,565	→
Quarter ending December 2017	1,558	→
Variance since December 2016	2.0%	↑



ACTIVITY

Cumulative percentage of contracted UDA delivered 2017 & 2018



Month	Adjusted Scheduled Activity (UDA)	
	2017	2018
April	105	112
May	327	320
June	396	563
July	527	939
August	1,116	1,296
September	1,550	1,612
October	1,988	1,885
November	2,371	2,229
December	2,734	2,510
January	2,984	
February	3,272	
March	3,592	
April	3,749	
May	3,750	
June	3,750	

QUALITY

	Quantity	Base Number	Contract	AT	Region	England
% of FP17s for the same patient ID Re-attending within 3 months - Children	19	394	4.8%	11.0%	11.8%	12.0%
% of FP17s for the same patient ID Re-attending within 3 months - Adults	116	1,046	11.1%	14.5%	15.3%	15.9%
% of FP17s for the same patient ID Re-attending between 3 & 9 months - Children	250	394	63.5%	56.7%	59.1%	58.0%
% of FP17s for the same patient ID Re-attending between 3 & 9 months - Adults	419	1,046	40.1%	48.2%	51.5%	50.5%
% of FP17s for Band 1 Urgent Courses	80	1,357	5.9%	8.6%	8.0%	9.0%
% of FP17s Relating to Free Repair or Replacements	12	1,357	0.9%	0.7%	0.8%	0.8%
% of FP17s Relating to Continuations	17	1,357	1.3%	0.9%	1.1%	1.1%
% of Patients satisfied with the dentistry they have received	1	1	N/A	91.1%	91.6%	91.5%
% of Patients satisfied with the time they had to wait for an appointment	1	1	N/A	86.8%	88.3%	87.9%

* This is based on patients treated on this contract for their most recent course of treatment. Figures in italics indicate the base number of FP17s or Patient Questionnaire responses are less than 100. N/A is shown where the base number of responses is less than 10 during the period. % is calculated as Quantity/Base number*100

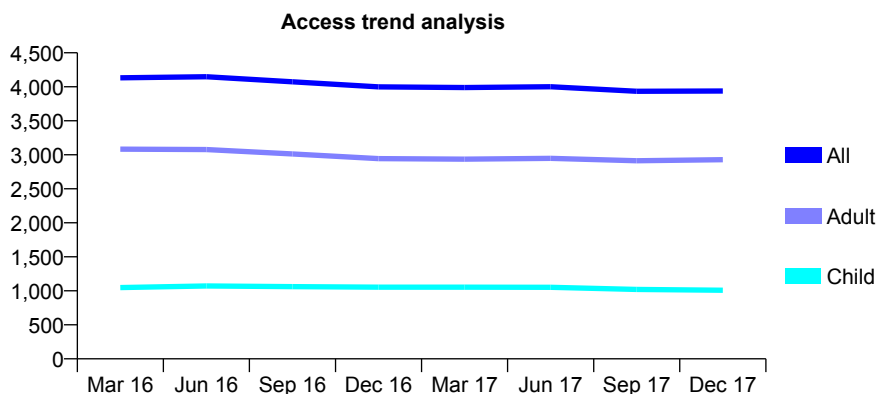
Q58 - Vital Signs At a Glance Contract Report for 278629/0001 - December 2017

Name or company name	MR A PATEL
Contract type name	GDS Contract
Purpose of contract	General
Contract start date	01/02/2010
Contract end date	

17/18 Contracted general activity (UDA)	11,165
Carry forward general activity (UDA)	2,393
17/18 Contracted orthodontic activity (UOA)	0
Carry forward orthodontic activity (UOA)	0
Baseline contract value	£280,839.40

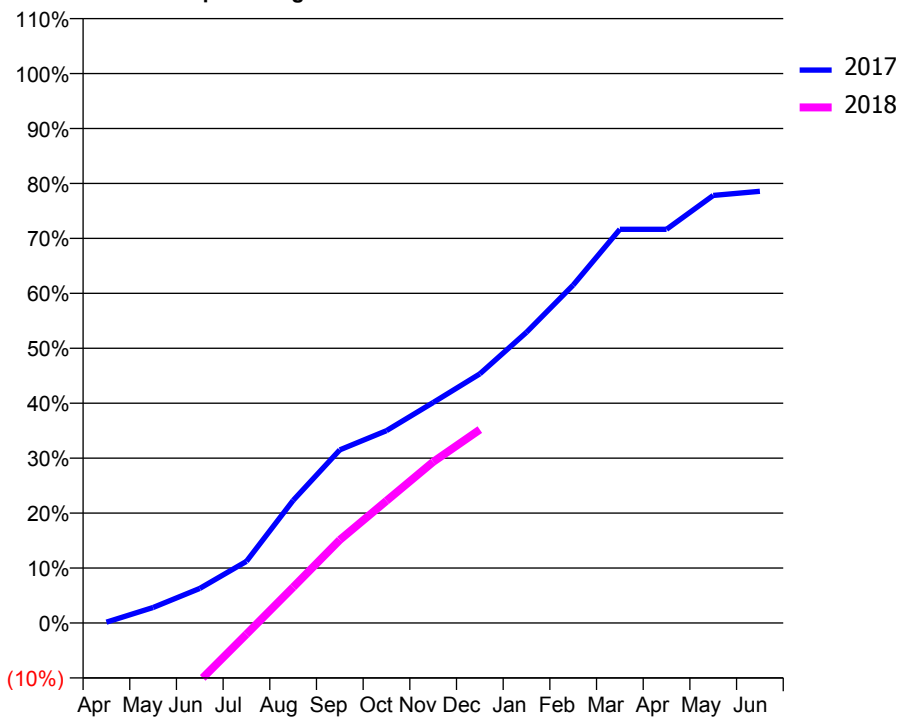
ACCESS*

Patients seen in 24 months	Total	Change since previous quarter
Quarter ending December 2016	3,999	
Quarter ending March 2017	3,990	→
Quarter ending June 2017	4,000	→
Quarter ending September 2017	3,934	↓
Quarter ending December 2017	3,938	→
Variance since December 2016	(1.5%)	↓



ACTIVITY

Cumulative percentage of contracted UDA delivered 2017 & 2018



Month	Adjusted Scheduled Activity (UDA)	
	2017	2018
April	17	-2,393
May	316	-1,823
June	703	-1,176
July	1,252	-229
August	2,492	729
September	3,517	1,690
October	3,910	2,484
November	4,481	3,275
December	5,064	3,931
January	5,907	
February	6,867	
March	8,000	
April	8,000	
May	8,689	
June	8,772	

QUALITY

	Quantity	Base Number	Contract	AT	Region	England
% of FP17s for the same patient ID Re-attending within 3 months - Children	63	921	6.8%	11.0%	11.8%	12.0%
% of FP17s for the same patient ID Re-attending within 3 months - Adults	352	2,732	12.9%	14.5%	15.3%	15.9%
% of FP17s for the same patient ID Re-attending between 3 & 9 months - Children	386	921	41.9%	56.7%	59.1%	58.0%
% of FP17s for the same patient ID Re-attending between 3 & 9 months - Adults	1,235	2,732	45.2%	48.2%	51.5%	50.5%
% of FP17s for Band 1 Urgent Courses	208	2,877	7.2%	8.6%	8.0%	9.0%
% of FP17s Relating to Free Repair or Replacements	49	2,877	1.7%	0.7%	0.8%	0.8%
% of FP17s Relating to Continuations	18	2,877	0.6%	0.9%	1.1%	1.1%
% of Patients satisfied with the dentistry they have received	2	2	N/A	91.1%	91.6%	91.5%
% of Patients satisfied with the time they had to wait for an appointment	2	2	N/A	86.8%	88.3%	87.9%

* This is based on patients treated on this contract for their most recent course of treatment. Figures in italics indicate the base number of FP17s or Patient Questionnaire responses are less than 100. N/A is shown where the base number of responses is less than 10 during the period. % is calculated as Quantity/Base number*100

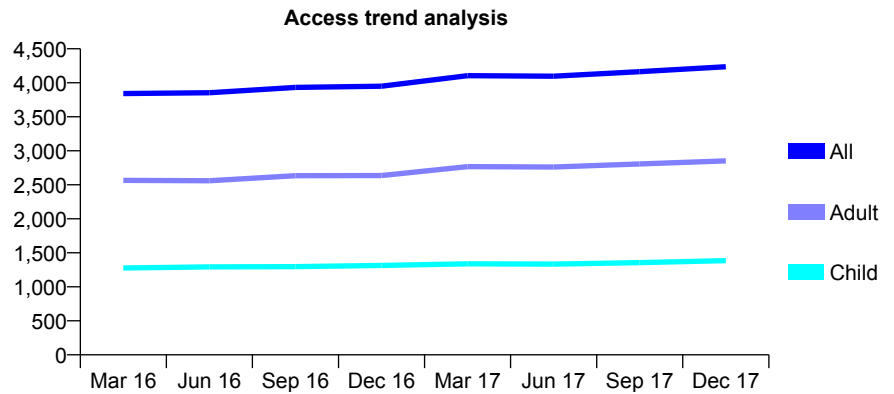
Q58 - Vital Signs At a Glance Contract Report for 279625/0001 - December 2017

Name or company name	MR BS SIDHU
Contract type name	GDS Contract
Purpose of contract	General
Contract start date	10/01/2008
Contract end date	

17/18 Contracted general activity (UDA)	12,384
Carry forward general activity (UDA)	140
17/18 Contracted orthodontic activity (UOA)	0
Carry forward orthodontic activity (UOA)	0
Baseline contract value	£301,131.56

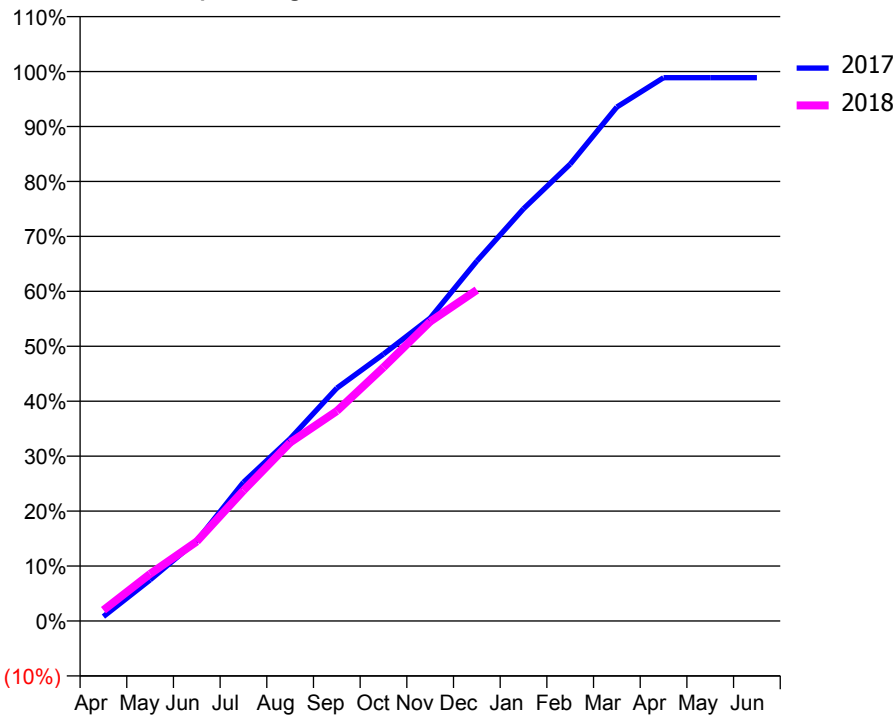
ACCESS*

Patients seen in 24 months	Total	Change since previous quarter
Quarter ending December 2016	3,950	
Quarter ending March 2017	4,105	↑
Quarter ending June 2017	4,097	→
Quarter ending September 2017	4,163	→
Quarter ending December 2017	4,236	→
Variance since December 2016	7.2%	↑



ACTIVITY

Cumulative percentage of contracted UDA delivered 2017 & 2018



Month	Adjusted Scheduled Activity (UDA)	
	2017	2018
April	100	245
May	926	1,063
June	1,808	1,794
July	3,126	2,941
August	4,109	4,023
September	5,249	4,731
October	6,014	5,716
November	6,827	6,748
December	8,113	7,462
January	9,290	
February	10,298	
March	11,584	
April	12,243	
May	12,244	
June	12,244	

QUALITY

	Quantity	Base Number	Contract	AT	Region	England
% of FP17s for the same patient ID Re-attending within 3 months - Children	132	1,450	9.1%	11.0%	11.8%	12.0%
% of FP17s for the same patient ID Re-attending within 3 months - Adults	573	2,834	20.2%	14.5%	15.3%	15.9%
% of FP17s for the same patient ID Re-attending between 3 & 9 months - Children	852	1,450	58.8%	56.7%	59.1%	58.0%
% of FP17s for the same patient ID Re-attending between 3 & 9 months - Adults	1,377	2,834	48.6%	48.2%	51.5%	50.5%
% of FP17s for Band 1 Urgent Courses	630	4,025	15.7%	8.6%	8.0%	9.0%
% of FP17s Relating to Free Repair or Replacements	66	4,025	1.6%	0.7%	0.8%	0.8%
% of FP17s Relating to Continuations	22	4,025	0.5%	0.9%	1.1%	1.1%
% of Patients satisfied with the dentistry they have received	6	6	N/A	91.1%	91.6%	91.5%
% of Patients satisfied with the time they had to wait for an appointment	6	6	N/A	86.8%	88.3%	87.9%

* This is based on patients treated on this contract for their most recent course of treatment. Figures in italics indicate the base number of FP17s or Patient Questionnaire responses are less than 100. N/A is shown where the base number of responses is less than 10 during the period. % is calculated as Quantity/Base number*100

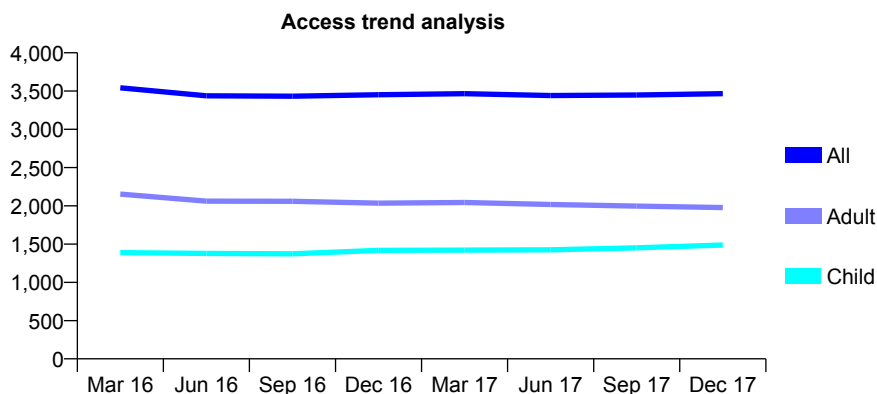
Q58 - Vital Signs At a Glance Contract Report for 288470/0001 - December 2017

Name or company name	MR VB PATEL
Contract type name	GDS Contract
Purpose of contract	General
Contract start date	17/01/2014
Contract end date	

17/18 Contracted general activity (UDA)	9,850
Carry forward general activity (UDA)	-37
17/18 Contracted orthodontic activity (UOA)	0
Carry forward orthodontic activity (UOA)	0
Baseline contract value	£256,965.55

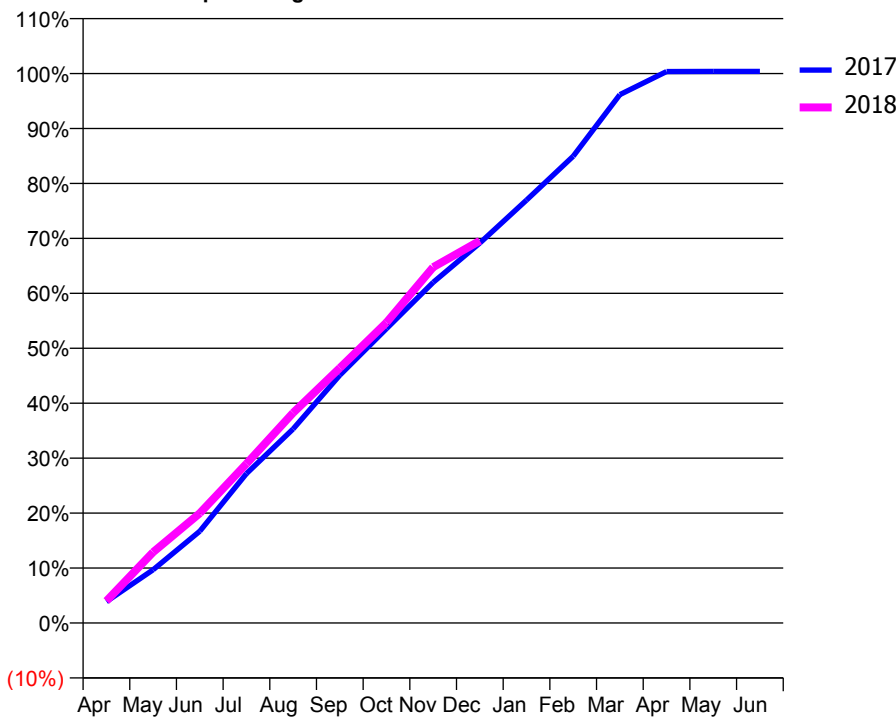
ACCESS*

Patients seen in 24 months	Total	Change since previous quarter
Quarter ending December 2016	3,452	
Quarter ending March 2017	3,465	→
Quarter ending June 2017	3,442	→
Quarter ending September 2017	3,448	→
Quarter ending December 2017	3,465	→
Variance since December 2016	0.4%	→



ACTIVITY

Cumulative percentage of contracted UDA delivered 2017 & 2018



Month	Adjusted Scheduled Activity (UDA)	
	2017	2018
April	385	396
May	955	1,270
June	1,645	1,968
July	2,677	2,855
August	3,480	3,767
September	4,443	4,572
October	5,276	5,387
November	6,106	6,377
December	6,811	6,853
January	7,580	
February	8,368	
March	9,472	
April	9,886	
May	9,887	
June	9,887	

QUALITY

	Quantity	Base Number	Contract	AT	Region	England
% of FP17s for the same patient ID Re-attending within 3 months - Children	165	1,909	8.6%	11.0%	11.8%	12.0%
% of FP17s for the same patient ID Re-attending within 3 months - Adults	201	2,082	9.7%	14.5%	15.3%	15.9%
% of FP17s for the same patient ID Re-attending between 3 & 9 months - Children	1,274	1,909	66.7%	56.7%	59.1%	58.0%
% of FP17s for the same patient ID Re-attending between 3 & 9 months - Adults	1,335	2,082	64.1%	48.2%	51.5%	50.5%
% of FP17s for Band 1 Urgent Courses	184	3,814	4.8%	8.6%	8.0%	9.0%
% of FP17s Relating to Free Repair or Replacements	26	3,814	0.7%	0.7%	0.8%	0.8%
% of FP17s Relating to Continuations	13	3,814	0.3%	0.9%	1.1%	1.1%
% of Patients satisfied with the dentistry they have received	1	1	N/A	91.1%	91.6%	91.5%
% of Patients satisfied with the time they had to wait for an appointment	1	1	N/A	86.8%	88.3%	87.9%

* This is based on patients treated on this contract for their most recent course of treatment. Figures in italics indicate the base number of FP17s or Patient Questionnaire responses are less than 100. N/A is shown where the base number of responses is less than 10 during the period. % is calculated as Quantity/Base number*100

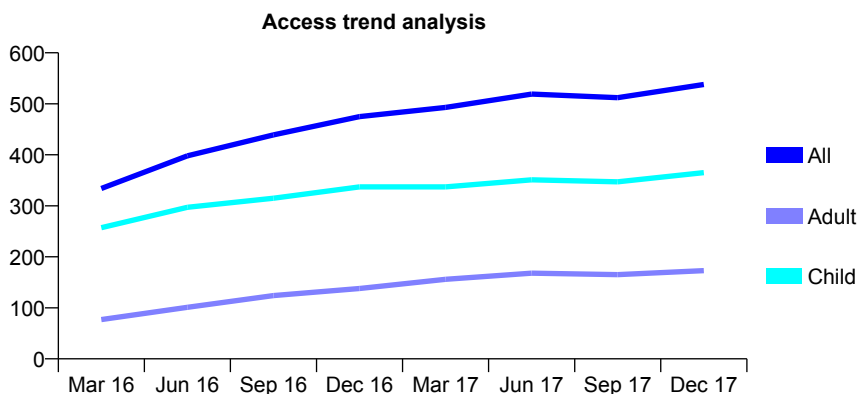
Q58 - Vital Signs At a Glance Contract Report for 295698/0001 - December 2017

Name or company name	MISS A PETKEVICA
Contract type name	GDS Contract
Purpose of contract	General
Contract start date	20/06/2015
Contract end date	

17/18 Contracted general activity (UDA)	1,370
Carry forward general activity (UDA)	0
17/18 Contracted orthodontic activity (UOA)	0
Carry forward orthodontic activity (UOA)	0
Baseline contract value	£38,295.28

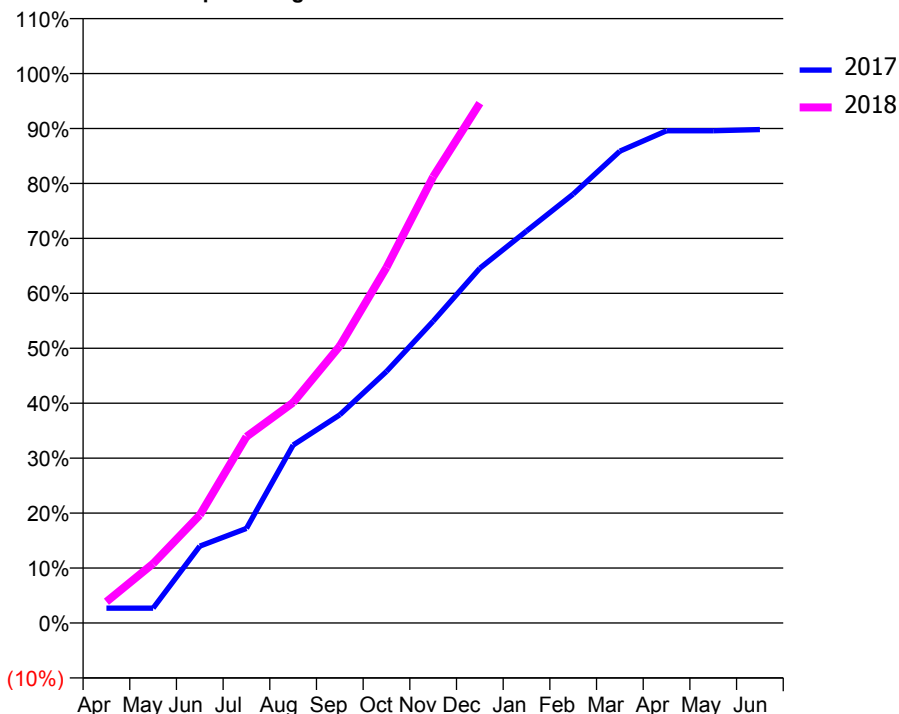
ACCESS*

Patients seen in 24 months	Total	Change since previous quarter
Quarter ending December 2016	475	
Quarter ending March 2017	493	↑
Quarter ending June 2017	519	↑
Quarter ending September 2017	512	↓
Quarter ending December 2017	538	↑
Variance since December 2016	13.3%	↑



ACTIVITY

Cumulative percentage of contracted UDA delivered 2017 & 2018



Month	Adjusted Scheduled Activity (UDA)	
	2017	2018
April	37	53
May	37	148
June	192	269
July	236	465
August	444	550
September	519	691
October	627	886
November	752	1,113
December	884	1,296
January	977	
February	1,069	
March	1,176	
April	1,227	
May	1,227	
June	1,230	

QUALITY

	Quantity	Base Number	Contract	AT	Region	England
% of FP17s for the same patient ID Re-attending within 3 months - Children	10	405	2.5%	11.0%	11.8%	12.0%
% of FP17s for the same patient ID Re-attending within 3 months - Adults	12	108	11.1%	14.5%	15.3%	15.9%
% of FP17s for the same patient ID Re-attending between 3 & 9 months - Children	180	405	44.4%	56.7%	59.1%	58.0%
% of FP17s for the same patient ID Re-attending between 3 & 9 months - Adults	28	108	25.9%	48.2%	51.5%	50.5%
% of FP17s for Band 1 Urgent Courses	11	491	2.2%	8.6%	8.0%	9.0%
% of FP17s Relating to Free Repair or Replacements	0	491	0.0%	0.7%	0.8%	0.8%
% of FP17s Relating to Continuations	0	491	0.0%	0.9%	1.1%	1.1%
% of Patients satisfied with the dentistry they have received	1	1	N/A	91.1%	91.6%	91.5%
% of Patients satisfied with the time they had to wait for an appointment	1	1	N/A	86.8%	88.3%	87.9%

* This is based on patients treated on this contract for their most recent course of treatment. Figures in italics indicate the base number of FP17s or Patient Questionnaire responses are less than 100. N/A is shown where the base number of responses is less than 10 during the period. % is calculated as Quantity/Base number*100

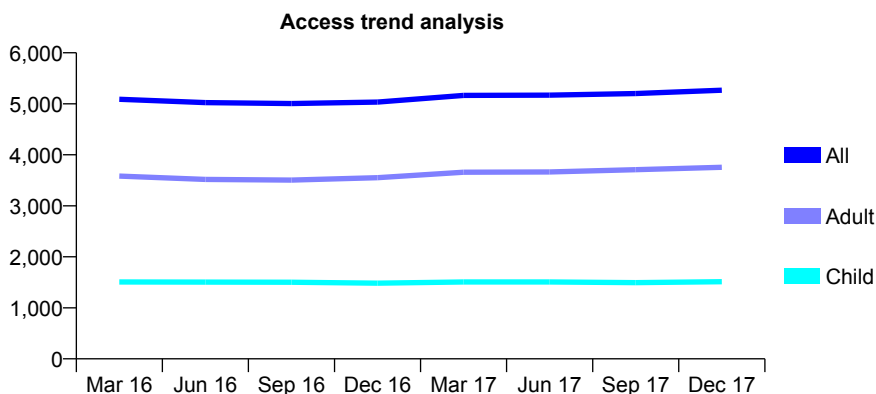
Q58 - Vital Signs At a Glance Contract Report for 306509/0001 - December 2017

Name or company name	Manor Way Dental Practice
Contract type name	GDS Contract
Purpose of contract	General
Contract start date	01/04/2006
Contract end date	

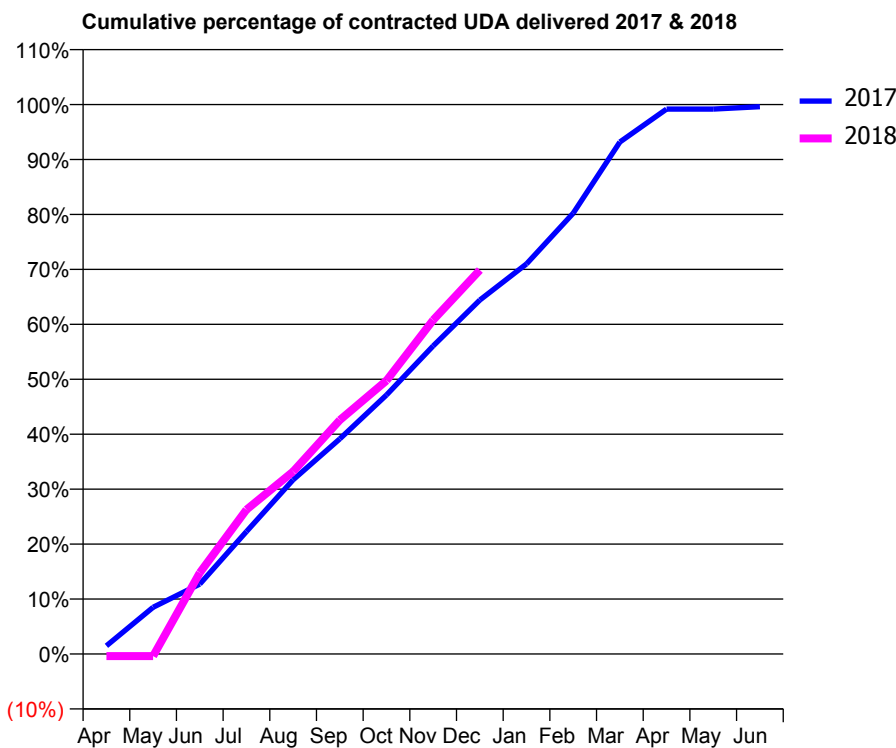
17/18 Contracted general activity (UDA)	12,942
Carry forward general activity (UDA)	52
17/18 Contracted orthodontic activity (UOA)	0
Carry forward orthodontic activity (UOA)	0
Baseline contract value	£371,327.09

ACCESS*

Patients seen in 24 months	Total	Change since previous quarter
Quarter ending December 2016	5,035	
Quarter ending March 2017	5,166	↑
Quarter ending June 2017	5,170	→
Quarter ending September 2017	5,201	→
Quarter ending December 2017	5,267	→
Variance since December 2016	4.6%	↑



ACTIVITY



Month	Adjusted Scheduled Activity (UDA)	
	2017	2018
April	192	-52
May	1,102	-52
June	1,649	1,915
July	2,883	3,399
August	4,103	4,297
September	5,066	5,510
October	6,100	6,441
November	7,256	7,865
December	8,336	9,043
January	9,187	
February	10,382	
March	12,059	
April	12,835	
May	12,835	
June	12,890	

QUALITY

	Quantity	Base Number	Contract	AT	Region	England
% of FP17s for the same patient ID Re-attending within 3 months - Children	98	1,098	8.9%	11.0%	11.8%	12.0%
% of FP17s for the same patient ID Re-attending within 3 months - Adults	416	2,762	15.1%	14.5%	15.3%	15.9%
% of FP17s for the same patient ID Re-attending between 3 & 9 months - Children	298	1,098	27.1%	56.7%	59.1%	58.0%
% of FP17s for the same patient ID Re-attending between 3 & 9 months - Adults	771	2,762	27.9%	48.2%	51.5%	50.5%
% of FP17s for Band 1 Urgent Courses	780	3,607	21.6%	8.6%	8.0%	9.0%
% of FP17s Relating to Free Repair or Replacements	45	3,607	1.2%	0.7%	0.8%	0.8%
% of FP17s Relating to Continuations	5	3,607	0.1%	0.9%	1.1%	1.1%
% of Patients satisfied with the dentistry they have received	3	3	N/A	91.1%	91.6%	91.5%
% of Patients satisfied with the time they had to wait for an appointment	3	3	N/A	86.8%	88.3%	87.9%

* This is based on patients treated on this contract for their most recent course of treatment. Figures in italics indicate the base number of FP17s or Patient Questionnaire responses are less than 100. N/A is shown where the base number of responses is less than 10 during the period. % is calculated as Quantity/Base number*100

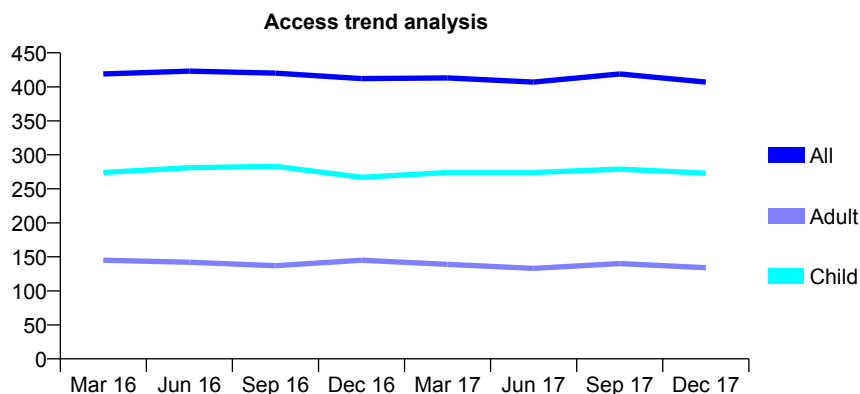
Q58 - Vital Signs At a Glance Contract Report for 309508/0001 - December 2017

Name or company name	MR AR MULLISH
Contract type name	GDS Contract
Purpose of contract	General
Contract start date	01/04/2006
Contract end date	

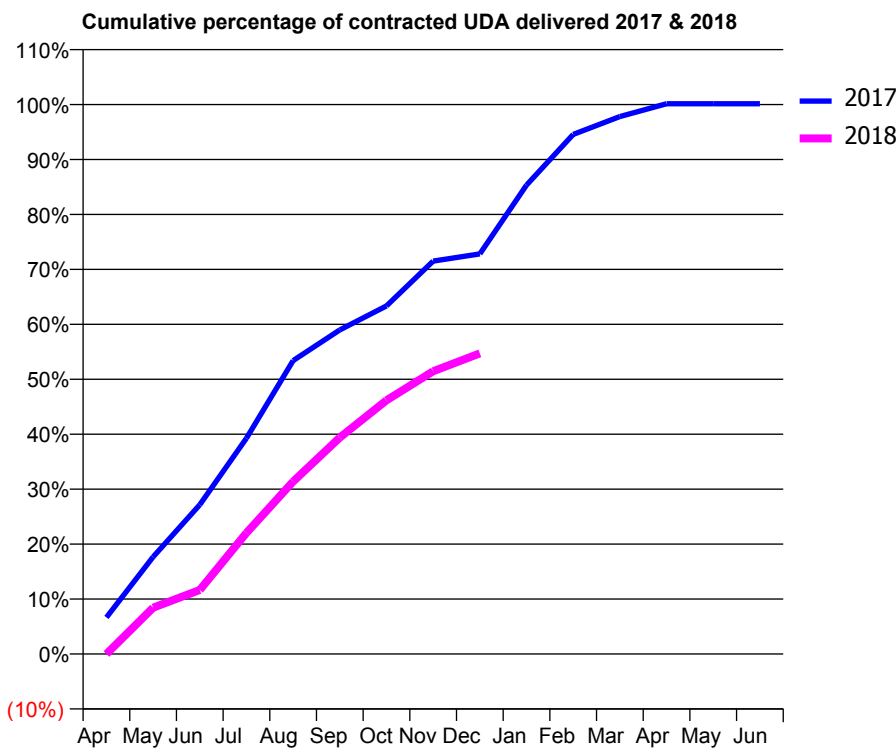
17/18 Contracted general activity (UDA)	773
Carry forward general activity (UDA)	0
17/18 Contracted orthodontic activity (UOA)	0
Carry forward orthodontic activity (UOA)	0
Baseline contract value	£21,518.94

ACCESS*

Patients seen in 24 months	Total	Change since previous quarter
Quarter ending December 2016	412	
Quarter ending March 2017	413	→
Quarter ending June 2017	407	↓
Quarter ending September 2017	419	↑
Quarter ending December 2017	407	↓
Variance since December 2016	(1.2%)	↓



ACTIVITY



Month	Adjusted Scheduled Activity (UDA)	
	2017	2018
April	51	0
May	137	65
June	210	90
July	304	170
August	413	243
September	456	305
October	490	357
November	553	398
December	563	423
January	660	
February	731	
March	756	
April	774	
May	774	
June	774	

QUALITY

	Quantity	Base Number	Contract	AT	Region	England
% of FP17s for the same patient ID Re-attending within 3 months - Children	8	230	3.5%	11.0%	11.8%	12.0%
% of FP17s for the same patient ID Re-attending within 3 months - Adults	8	87	9.2%	14.5%	15.3%	15.9%
% of FP17s for the same patient ID Re-attending between 3 & 9 months - Children	126	230	54.8%	56.7%	59.1%	58.0%
% of FP17s for the same patient ID Re-attending between 3 & 9 months - Adults	28	87	32.2%	48.2%	51.5%	50.5%
% of FP17s for Band 1 Urgent Courses	5	300	1.7%	8.6%	8.0%	9.0%
% of FP17s Relating to Free Repair or Replacements	0	300	0.0%	0.7%	0.8%	0.8%
% of FP17s Relating to Continuations	0	300	0.0%	0.9%	1.1%	1.1%
% of Patients satisfied with the dentistry they have received	0	0	N/A	91.1%	91.6%	91.5%
% of Patients satisfied with the time they had to wait for an appointment	0	0	N/A	86.8%	88.3%	87.9%

* This is based on patients treated on this contract for their most recent course of treatment. Figures in italics indicate the base number of FP17s or Patient Questionnaire responses are less than 100. N/A is shown where the base number of responses is less than 10 during the period. % is calculated as Quantity/Base number*100

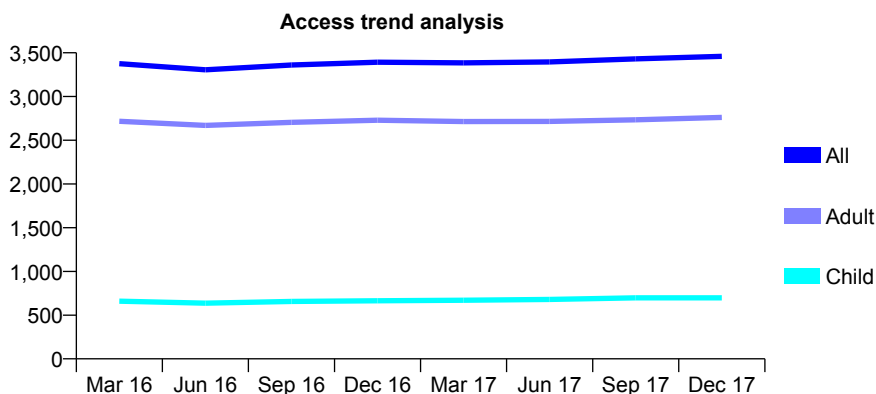
Q58 - Vital Signs At a Glance Contract Report for 310026/0001 - December 2017

Name or company name	MR HK CHAN
Contract type name	GDS Contract
Purpose of contract	General
Contract start date	01/04/2006
Contract end date	

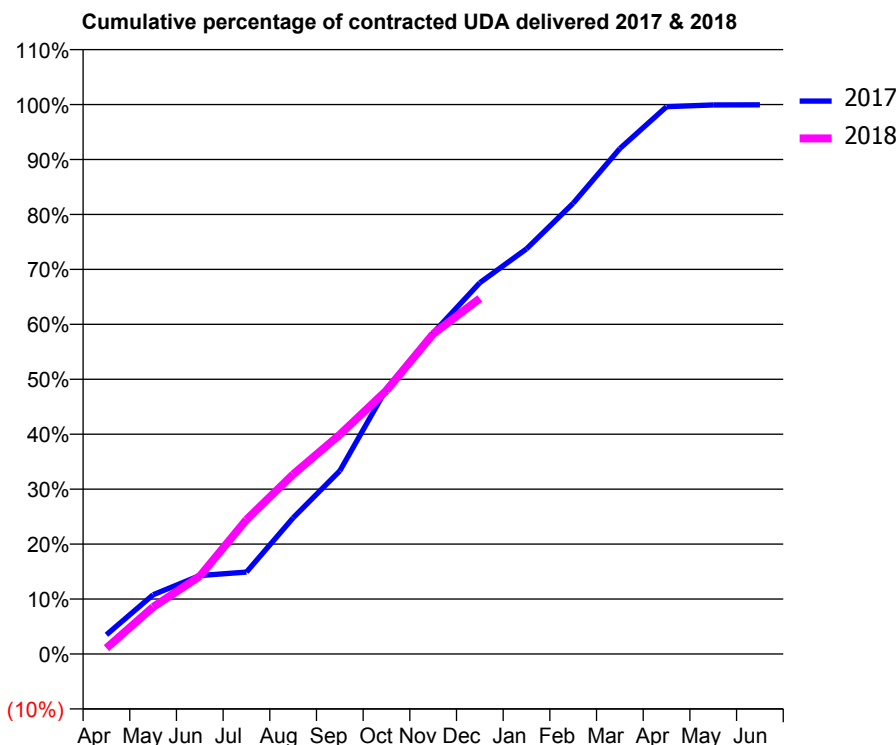
17/18 Contracted general activity (UDA)	8,414
Carry forward general activity (UDA)	5
17/18 Contracted orthodontic activity (UOA)	0
Carry forward orthodontic activity (UOA)	0
Baseline contract value	£246,464.17

ACCESS*

Patients seen in 24 months	Total	Change since previous quarter
Quarter ending December 2016	3,393	
Quarter ending March 2017	3,385	→
Quarter ending June 2017	3,395	→
Quarter ending September 2017	3,431	→
Quarter ending December 2017	3,459	→
Variance since December 2016	1.9%	→



ACTIVITY



Month	Adjusted Scheduled Activity (UDA)	
	2017	2018
April	295	91
May	908	720
June	1,202	1,192
July	1,255	2,058
August	2,086	2,751
September	2,805	3,359
October	4,062	4,035
November	4,916	4,902
December	5,686	5,445
January	6,203	
February	6,902	
March	7,739	
April	8,380	
May	8,407	
June	8,409	

QUALITY

	Quantity	Base Number	Contract	AT	Region	England
% of FP17s for the same patient ID Re-attending within 3 months - Children	20	596	3.4%	11.0%	11.8%	12.0%
% of FP17s for the same patient ID Re-attending within 3 months - Adults	258	2,442	10.6%	14.5%	15.3%	15.9%
% of FP17s for the same patient ID Re-attending between 3 & 9 months - Children	283	596	47.5%	56.7%	59.1%	58.0%
% of FP17s for the same patient ID Re-attending between 3 & 9 months - Adults	1,114	2,442	45.6%	48.2%	51.5%	50.5%
% of FP17s for Band 1 Urgent Courses	103	2,697	3.8%	8.6%	8.0%	9.0%
% of FP17s Relating to Free Repair or Replacements	25	2,697	0.9%	0.7%	0.8%	0.8%
% of FP17s Relating to Continuations	24	2,697	0.9%	0.9%	1.1%	1.1%
% of Patients satisfied with the dentistry they have received	6	6	N/A	91.1%	91.6%	91.5%
% of Patients satisfied with the time they had to wait for an appointment	5	6	N/A	86.8%	88.3%	87.9%

* This is based on patients treated on this contract for their most recent course of treatment. Figures in italics indicate the base number of FP17s or Patient Questionnaire responses are less than 100. N/A is shown where the base number of responses is less than 10 during the period. % is calculated as Quantity/Base number*100

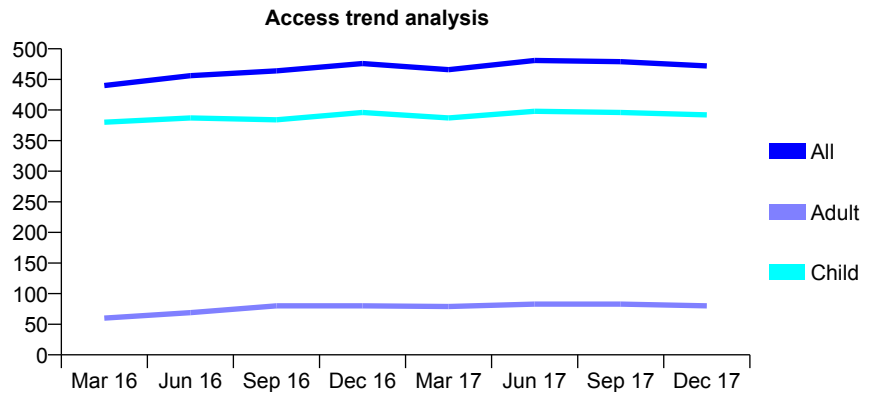
Q58 - Vital Signs At a Glance Contract Report for 318981/0001 - December 2017

Name or company name	MR A CHARLES-KARIEL
Contract type name	GDS Contract
Purpose of contract	General
Contract start date	01/04/2006
Contract end date	

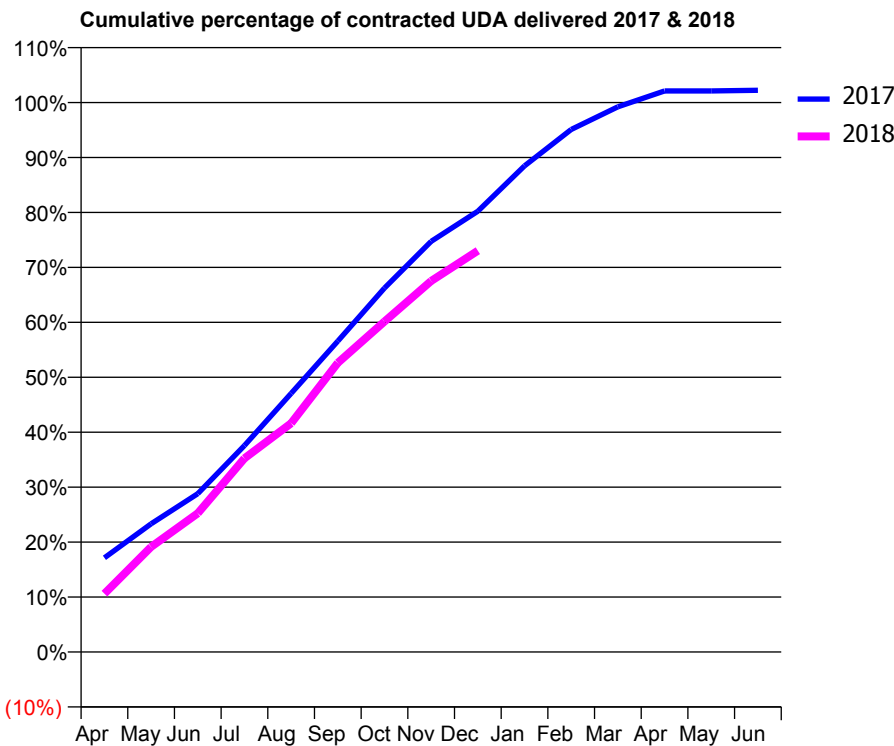
17/18 Contracted general activity (UDA)	800
Carry forward general activity (UDA)	-16
17/18 Contracted orthodontic activity (UOA)	0
Carry forward orthodontic activity (UOA)	0
Baseline contract value	£27,729.05

ACCESS*

Patients seen in 24 months	Total	Change since previous quarter
Quarter ending December 2016	476	
Quarter ending March 2017	466	↓
Quarter ending June 2017	481	↑
Quarter ending September 2017	479	→
Quarter ending December 2017	472	↓
Variance since December 2016	(0.8%)	→



ACTIVITY



Month	Adjusted Scheduled Activity (UDA)	
	2017	2018
April	137	85
May	187	153
June	231	202
July	301	282
August	377	333
September	453	421
October	530	481
November	598	540
December	642	584
January	708	
February	761	
March	794	
April	817	
May	817	
June	818	

QUALITY

	Quantity	Base Number	Contract	AT	Region	England
% of FP17s for the same patient ID Re-attending within 3 months - Children	30	393	7.6%	11.0%	11.8%	12.0%
% of FP17s for the same patient ID Re-attending within 3 months - Adults	5	29	17.2%	14.5%	15.3%	15.9%
% of FP17s for the same patient ID Re-attending between 3 & 9 months - Children	194	393	49.4%	56.7%	59.1%	58.0%
% of FP17s for the same patient ID Re-attending between 3 & 9 months - Adults	8	29	27.6%	48.2%	51.5%	50.5%
% of FP17s for Band 1 Urgent Courses	1	403	0.2%	8.6%	8.0%	9.0%
% of FP17s Relating to Free Repair or Replacements	0	403	0.0%	0.7%	0.8%	0.8%
% of FP17s Relating to Continuations	1	403	0.2%	0.9%	1.1%	1.1%
% of Patients satisfied with the dentistry they have received	0	0	N/A	91.1%	91.6%	91.5%
% of Patients satisfied with the time they had to wait for an appointment	0	0	N/A	86.8%	88.3%	87.9%

* This is based on patients treated on this contract for their most recent course of treatment. Figures in italics indicate the base number of FP17s or Patient Questionnaire responses are less than 100. N/A is shown where the base number of responses is less than 10 during the period. % is calculated as Quantity/Base number*100

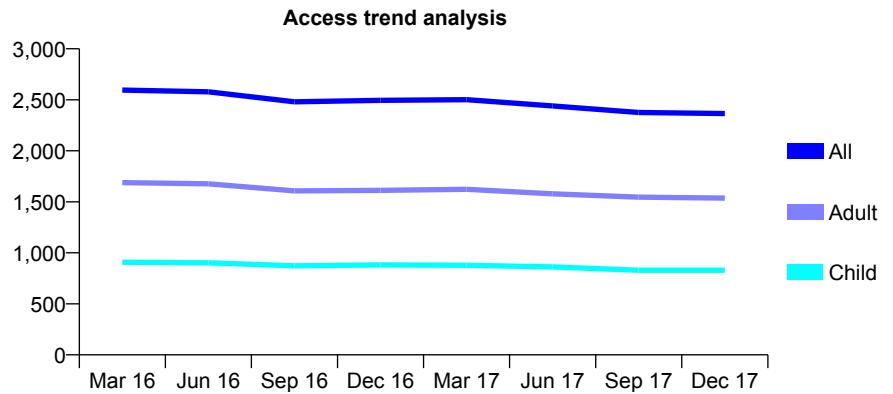
Q58 - Vital Signs At a Glance Contract Report for 327034/0001 - December 2017

Name or company name	MRS Y RATANSHI
Contract type name	GDS Contract
Purpose of contract	General
Contract start date	01/04/2006
Contract end date	

17/18 Contracted general activity (UDA)	6,500
Carry forward general activity (UDA)	23
17/18 Contracted orthodontic activity (UOA)	0
Carry forward orthodontic activity (UOA)	0
Baseline contract value	£166,345.03

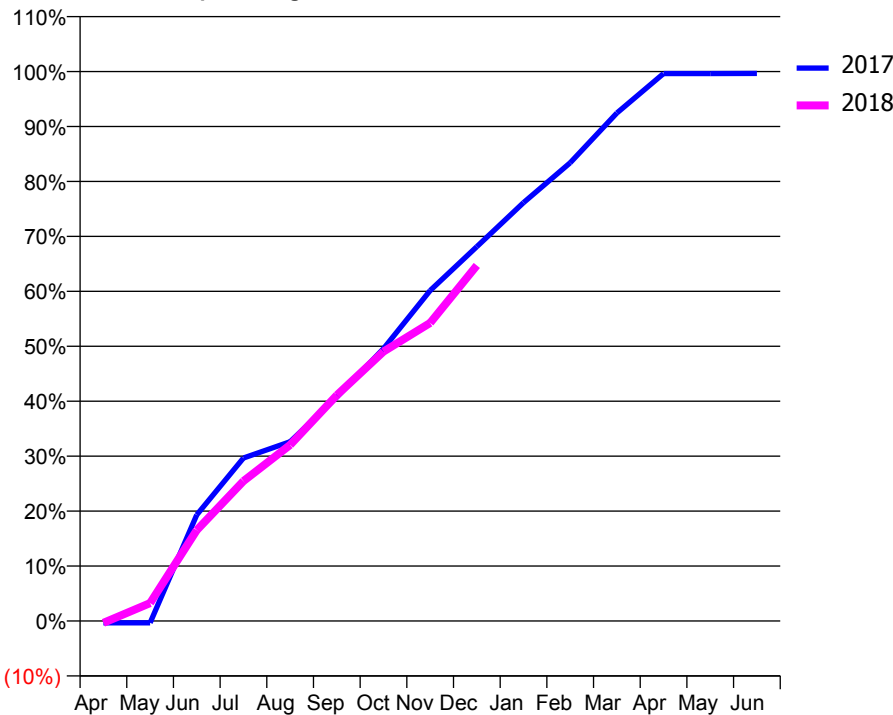
ACCESS*

Patients seen in 24 months	Total	Change since previous quarter
Quarter ending December 2016	2,495	
Quarter ending March 2017	2,501	→
Quarter ending June 2017	2,440	↓
Quarter ending September 2017	2,376	↓
Quarter ending December 2017	2,365	→
Variance since December 2016	(5.2%)	↓



ACTIVITY

Cumulative percentage of contracted UDA delivered 2017 & 2018



Month	Adjusted Scheduled Activity (UDA)	
	2017	2018
April	-23	-23
May	-23	212
June	1,256	1,074
July	1,928	1,656
August	2,120	2,083
September	2,649	2,672
October	3,221	3,187
November	3,909	3,525
December	4,429	4,207
January	4,949	
February	5,421	
March	6,009	
April	6,476	
May	6,476	
June	6,477	

QUALITY

	Quantity	Base Number	Contract	AT	Region	England
% of FP17s for the same patient ID Re-attending within 3 months - Children	50	1,038	4.8%	11.0%	11.8%	12.0%
% of FP17s for the same patient ID Re-attending within 3 months - Adults	195	1,571	12.4%	14.5%	15.3%	15.9%
% of FP17s for the same patient ID Re-attending between 3 & 9 months - Children	759	1,038	73.1%	56.7%	59.1%	58.0%
% of FP17s for the same patient ID Re-attending between 3 & 9 months - Adults	691	1,571	44.0%	48.2%	51.5%	50.5%
% of FP17s for Band 1 Urgent Courses	173	2,391	7.2%	8.6%	8.0%	9.0%
% of FP17s Relating to Free Repair or Replacements	6	2,391	0.3%	0.7%	0.8%	0.8%
% of FP17s Relating to Continuations	19	2,391	0.8%	0.9%	1.1%	1.1%
% of Patients satisfied with the dentistry they have received	0	0	N/A	91.1%	91.6%	91.5%
% of Patients satisfied with the time they had to wait for an appointment	0	0	N/A	86.8%	88.3%	87.9%

* This is based on patients treated on this contract for their most recent course of treatment. Figures in italics indicate the base number of FP17s or Patient Questionnaire responses are less than 100. N/A is shown where the base number of responses is less than 10 during the period. % is calculated as Quantity/Base number*100

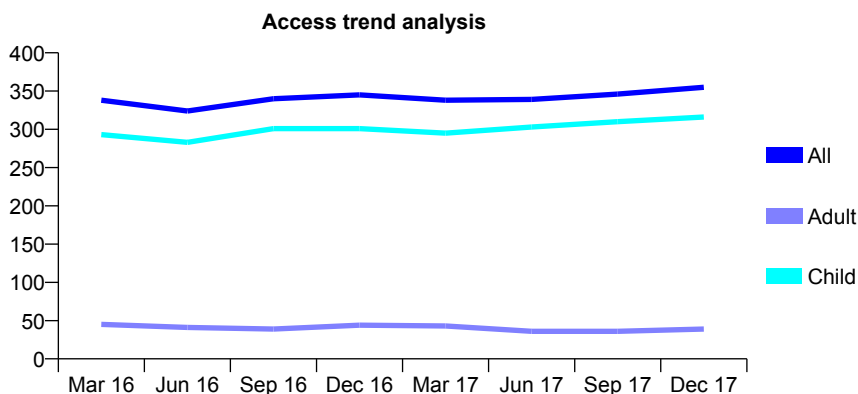
Q58 - Vital Signs At a Glance Contract Report for 328103/0001 - December 2017

Name or company name	MR MD ELVINS
Contract type name	GDS Contract
Purpose of contract	General
Contract start date	01/04/2006
Contract end date	

17/18 Contracted general activity (UDA)	550
Carry forward general activity (UDA)	-8
17/18 Contracted orthodontic activity (UOA)	0
Carry forward orthodontic activity (UOA)	0
Baseline contract value	£13,327.22

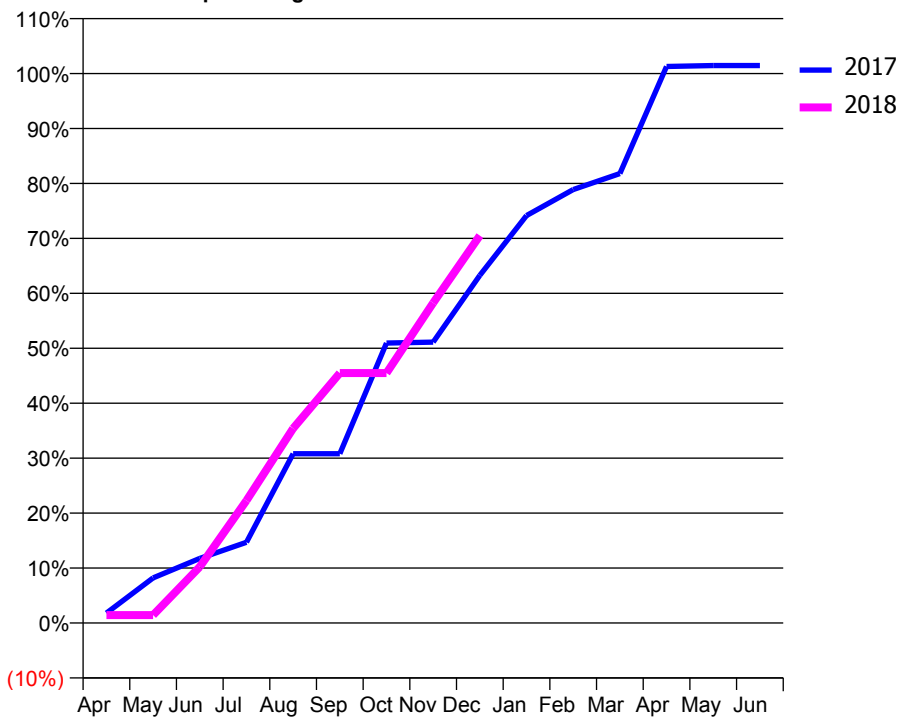
ACCESS*

Patients seen in 24 months	Total	Change since previous quarter
Quarter ending December 2016	345	
Quarter ending March 2017	338	↓
Quarter ending June 2017	339	→
Quarter ending September 2017	346	↑
Quarter ending December 2017	355	↑
Variance since December 2016	2.9%	↑



ACTIVITY

Cumulative percentage of contracted UDA delivered 2017 & 2018



Month	Adjusted Scheduled Activity (UDA)	
	2017	2018
April	10	8
May	45	8
June	65	56
July	81	123
August	169	195
September	169	250
October	280	250
November	281	320
December	348	388
January	408	
February	434	
March	450	
April	557	
May	558	
June	558	

QUALITY

	Quantity	Base Number	Contract	AT	Region	England
% of FP17s for the same patient ID Re-attending within 3 months - Children	20	347	5.8%	11.0%	11.8%	12.0%
% of FP17s for the same patient ID Re-attending within 3 months - Adults	1	18	5.6%	14.5%	15.3%	15.9%
% of FP17s for the same patient ID Re-attending between 3 & 9 months - Children	160	347	46.1%	56.7%	59.1%	58.0%
% of FP17s for the same patient ID Re-attending between 3 & 9 months - Adults	9	18	50.0%	48.2%	51.5%	50.5%
% of FP17s for Band 1 Urgent Courses	14	281	5.0%	8.6%	8.0%	9.0%
% of FP17s Relating to Free Repair or Replacements	0	281	0.0%	0.7%	0.8%	0.8%
% of FP17s Relating to Continuations	0	281	0.0%	0.9%	1.1%	1.1%
% of Patients satisfied with the dentistry they have received	0	0	N/A	91.1%	91.6%	91.5%
% of Patients satisfied with the time they had to wait for an appointment	0	0	N/A	86.8%	88.3%	87.9%

* This is based on patients treated on this contract for their most recent course of treatment. Figures in italics indicate the base number of FP17s or Patient Questionnaire responses are less than 100. N/A is shown where the base number of responses is less than 10 during the period. % is calculated as Quantity/Base number*100

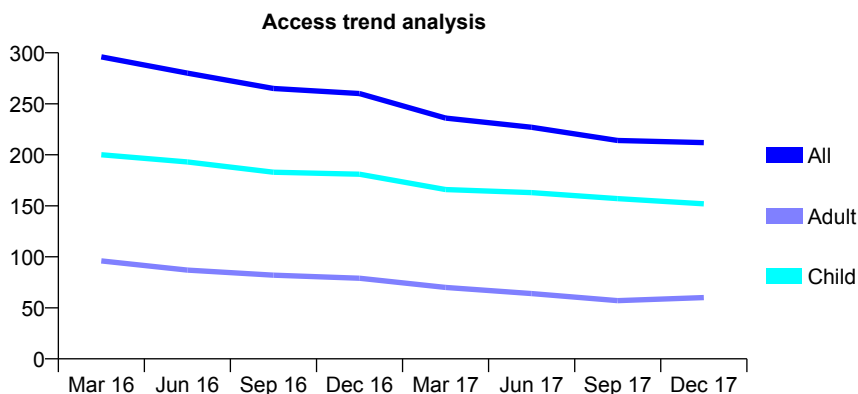
Q58 - Vital Signs At a Glance Contract Report for 328111/0003 - December 2017

Name or company name	MR NA GHULAM
Contract type name	GDS Contract
Purpose of contract	General
Contract start date	04/05/2012
Contract end date	

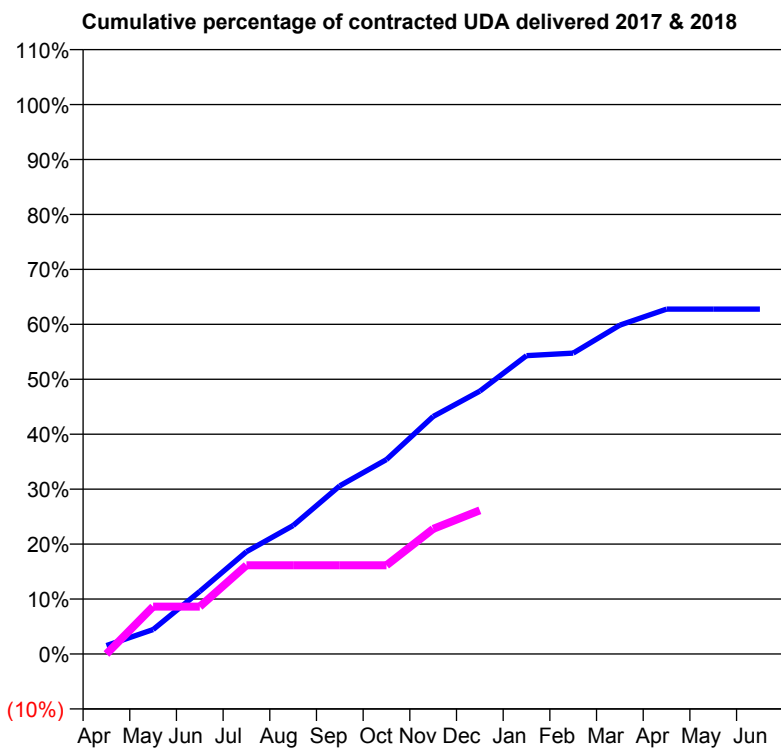
17/18 Contracted general activity (UDA)	650
Carry forward general activity (UDA)	0
17/18 Contracted orthodontic activity (UOA)	0
Carry forward orthodontic activity (UOA)	0
Baseline contract value	£15,121.57

ACCESS*

Patients seen in 24 months	Total	Change since previous quarter
Quarter ending December 2016	260	
Quarter ending March 2017	236	↓
Quarter ending June 2017	227	↓
Quarter ending September 2017	214	↓
Quarter ending December 2017	212	→
Variance since December 2016	(18.5%)	↓



ACTIVITY



Month	Adjusted Scheduled Activity (UDA)	
	2017	2018
April	10	0
May	29	56
June	74	56
July	121	105
August	152	105
September	199	105
October	230	105
November	281	148
December	311	170
January	353	
February	356	
March	389	
April	408	
May	408	
June	408	

QUALITY

	Quantity	Base Number	Contract	AT	Region	England
% of FP17s for the same patient ID Re-attending within 3 months - Children	11	114	9.6%	11.0%	11.8%	12.0%
% of FP17s for the same patient ID Re-attending within 3 months - Adults	1	18	5.6%	14.5%	15.3%	15.9%
% of FP17s for the same patient ID Re-attending between 3 & 9 months - Children	42	114	36.8%	56.7%	59.1%	58.0%
% of FP17s for the same patient ID Re-attending between 3 & 9 months - Adults	3	18	16.7%	48.2%	51.5%	50.5%
% of FP17s for Band 1 Urgent Courses	1	118	0.8%	8.6%	8.0%	9.0%
% of FP17s Relating to Free Repair or Replacements	0	118	0.0%	0.7%	0.8%	0.8%
% of FP17s Relating to Continuations	0	118	0.0%	0.9%	1.1%	1.1%
% of Patients satisfied with the dentistry they have received	0	0	N/A	91.1%	91.6%	91.5%
% of Patients satisfied with the time they had to wait for an appointment	0	0	N/A	86.8%	88.3%	87.9%

* This is based on patients treated on this contract for their most recent course of treatment. Figures in italics indicate the base number of FP17s or Patient Questionnaire responses are less than 100. N/A is shown where the base number of responses is less than 10 during the period. % is calculated as Quantity/Base number*100

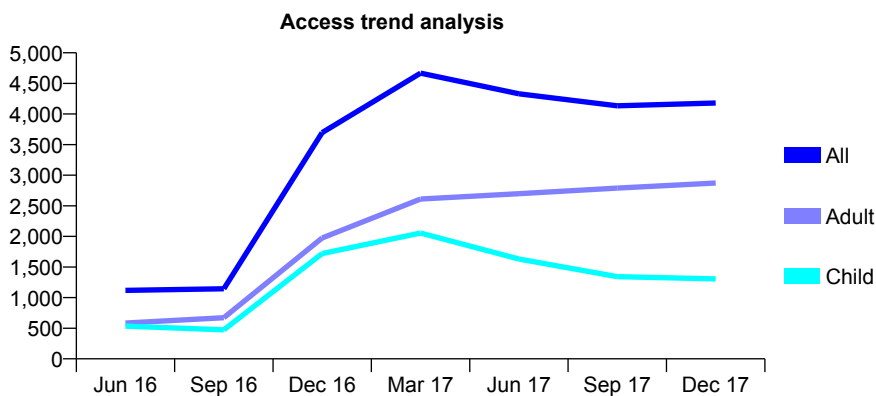
Q58 - Vital Signs At a Glance Contract Report for 333107/0006 - December 2017

Name or company name	MR SS BHANDAL
Contract type name	GDS Contract
Purpose of contract	General
Contract start date	01/01/2015
Contract end date	

17/18 Contracted general activity (UDA)	11,341
Carry forward general activity (UDA)	700
17/18 Contracted orthodontic activity (UOA)	0
Carry forward orthodontic activity (UOA)	0
Baseline contract value	£318,369.76

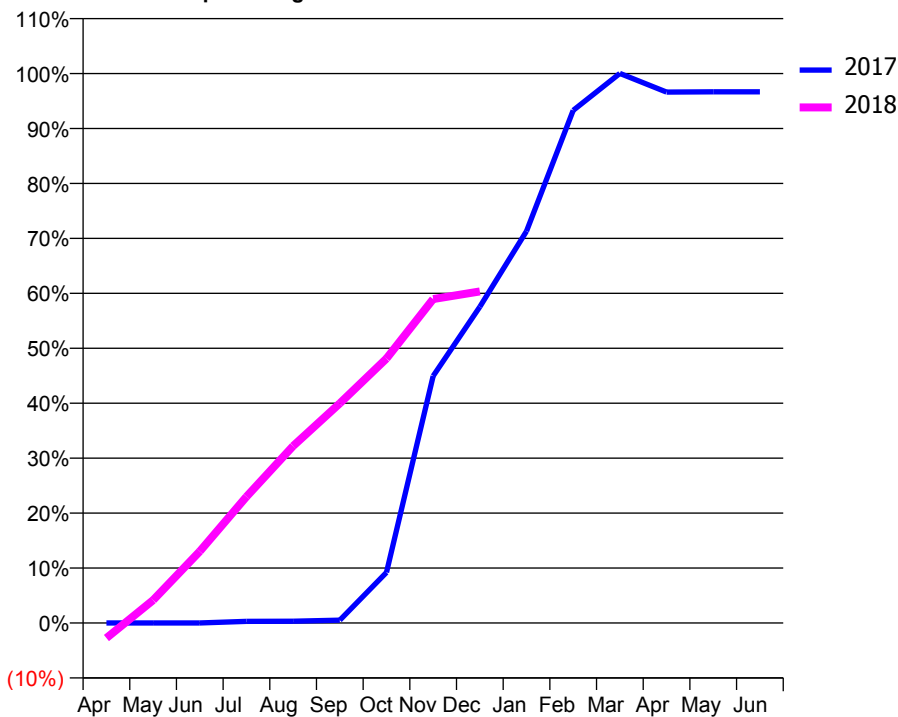
ACCESS*

Patients seen in 24 months	Total	Change since previous quarter
Quarter ending December 2016	3,696	
Quarter ending March 2017	4,667	↑
Quarter ending June 2017	4,330	↓
Quarter ending September 2017	4,133	↓
Quarter ending December 2017	4,179	→
Variance since December 2016	13.1%	↑



ACTIVITY

Cumulative percentage of contracted UDA delivered 2017 & 2018



Month	Adjusted Scheduled Activity (UDA)	
	2017	2018
April	0	-313
May	0	471
June	0	1,480
July	34	2,609
August	38	3,654
September	60	4,533
October	1,045	5,459
November	5,098	6,685
December	6,527	6,843
January	8,087	
February	10,579	
March	11,342	
April	10,956	
May	10,962	
June	10,962	

QUALITY

	Quantity	Base Number	Contract	AT	Region	England
% of FP17s for the same patient ID Re-attending within 3 months - Children	76	1,176	6.5%	11.0%	11.8%	12.0%
% of FP17s for the same patient ID Re-attending within 3 months - Adults	123	2,129	5.8%	14.5%	15.3%	15.9%
% of FP17s for the same patient ID Re-attending between 3 & 9 months - Children	373	1,176	31.7%	56.7%	59.1%	58.0%
% of FP17s for the same patient ID Re-attending between 3 & 9 months - Adults	374	2,129	17.6%	48.2%	51.5%	50.5%
% of FP17s for Band 1 Urgent Courses	187	3,418	5.5%	8.6%	8.0%	9.0%
% of FP17s Relating to Free Repair or Replacements	6	3,418	0.2%	0.7%	0.8%	0.8%
% of FP17s Relating to Continuations	3	3,418	0.1%	0.9%	1.1%	1.1%
% of Patients satisfied with the dentistry they have received	3	4	N/A	91.1%	91.6%	91.5%
% of Patients satisfied with the time they had to wait for an appointment	4	4	N/A	86.8%	88.3%	87.9%

* This is based on patients treated on this contract for their most recent course of treatment. Figures in italics indicate the base number of FP17s or Patient Questionnaire responses are less than 100. N/A is shown where the base number of responses is less than 10 during the period. % is calculated as Quantity/Base number*100

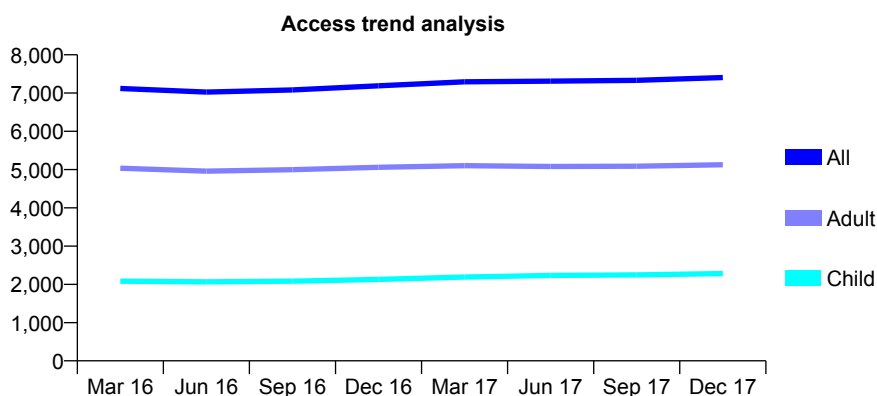
Q58 - Vital Signs At a Glance Contract Report for 333875/0001 - December 2017

Name or company name	MR A SHAH
Contract type name	GDS Contract
Purpose of contract	General
Contract start date	01/04/2006
Contract end date	

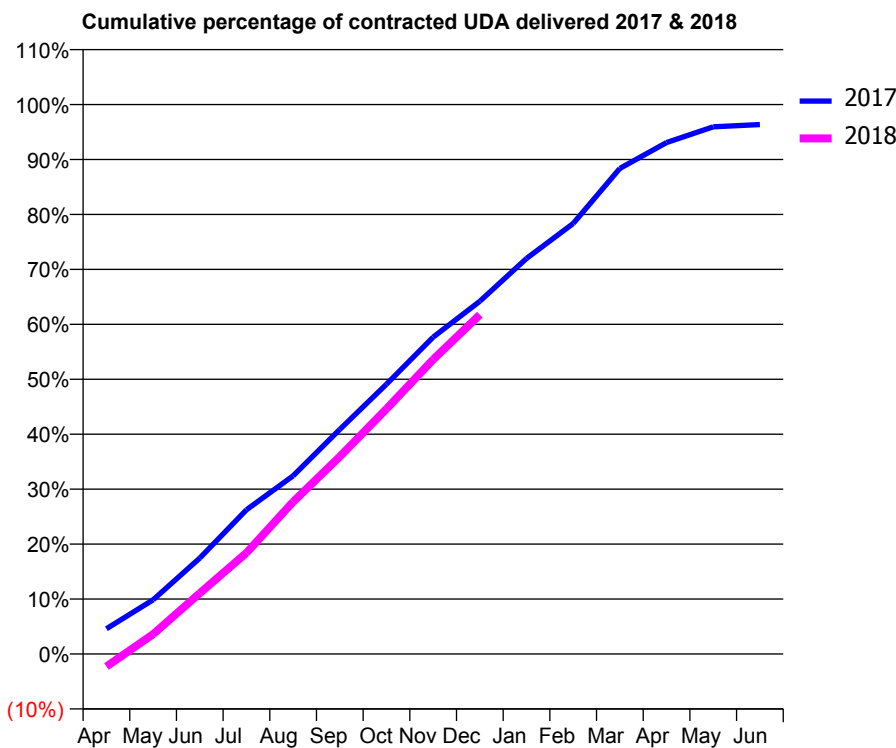
17/18 Contracted general activity (UDA)	19,211
Carry forward general activity (UDA)	700
17/18 Contracted orthodontic activity (UOA)	0
Carry forward orthodontic activity (UOA)	0
Baseline contract value	£598,318.61

ACCESS*

Patients seen in 24 months	Total	Change since previous quarter
Quarter ending December 2016	7,188	
Quarter ending March 2017	7,295	→
Quarter ending June 2017	7,312	→
Quarter ending September 2017	7,334	→
Quarter ending December 2017	7,406	→
Variance since December 2016	3.0%	↑



ACTIVITY



Month	Adjusted Scheduled Activity (UDA)	
	2017	2018
April	882	-442
May	1,895	692
June	3,355	2,130
July	5,043	3,534
August	6,231	5,322
September	7,852	6,902
October	9,434	8,573
November	11,077	10,298
December	12,331	11,863
January	13,831	
February	15,050	
March	16,978	
April	17,881	
May	18,432	
June	18,512	

QUALITY

	Quantity	Base Number	Contract	AT	Region	England
% of FP17s for the same patient ID Re-attending within 3 months - Children	162	2,342	6.9%	11.0%	11.8%	12.0%
% of FP17s for the same patient ID Re-attending within 3 months - Adults	766	4,635	16.5%	14.5%	15.3%	15.9%
% of FP17s for the same patient ID Re-attending between 3 & 9 months - Children	1,033	2,342	44.1%	56.7%	59.1%	58.0%
% of FP17s for the same patient ID Re-attending between 3 & 9 months - Adults	1,724	4,635	37.2%	48.2%	51.5%	50.5%
% of FP17s for Band 1 Urgent Courses	333	6,055	5.5%	8.6%	8.0%	9.0%
% of FP17s Relating to Free Repair or Replacements	45	6,055	0.7%	0.7%	0.8%	0.8%
% of FP17s Relating to Continuations	230	6,055	3.8%	0.9%	1.1%	1.1%
% of Patients satisfied with the dentistry they have received	3	4	N/A	91.1%	91.6%	91.5%
% of Patients satisfied with the time they had to wait for an appointment	2	4	N/A	86.8%	88.3%	87.9%

* This is based on patients treated on this contract for their most recent course of treatment. Figures in italics indicate the base number of FP17s or Patient Questionnaire responses are less than 100. N/A is shown where the base number of responses is less than 10 during the period. % is calculated as Quantity/Base number*100

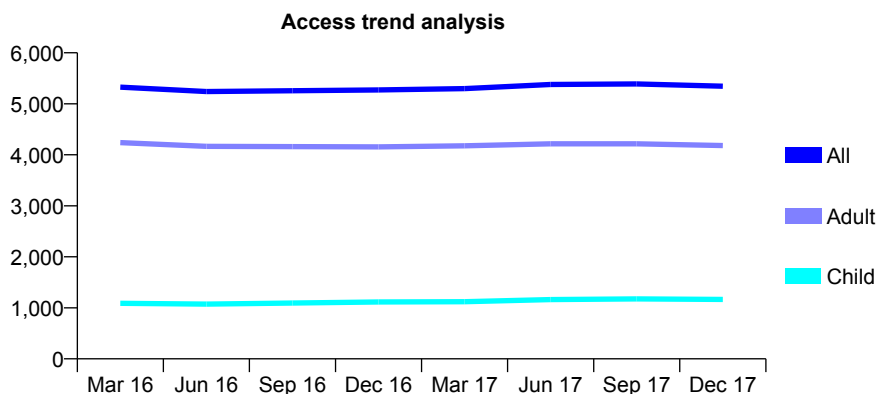
Q58 - Vital Signs At a Glance Contract Report for 335088/0001 - December 2017

Name or company name	MR N DADHANIA
Contract type name	GDS Contract
Purpose of contract	General
Contract start date	01/04/2006
Contract end date	

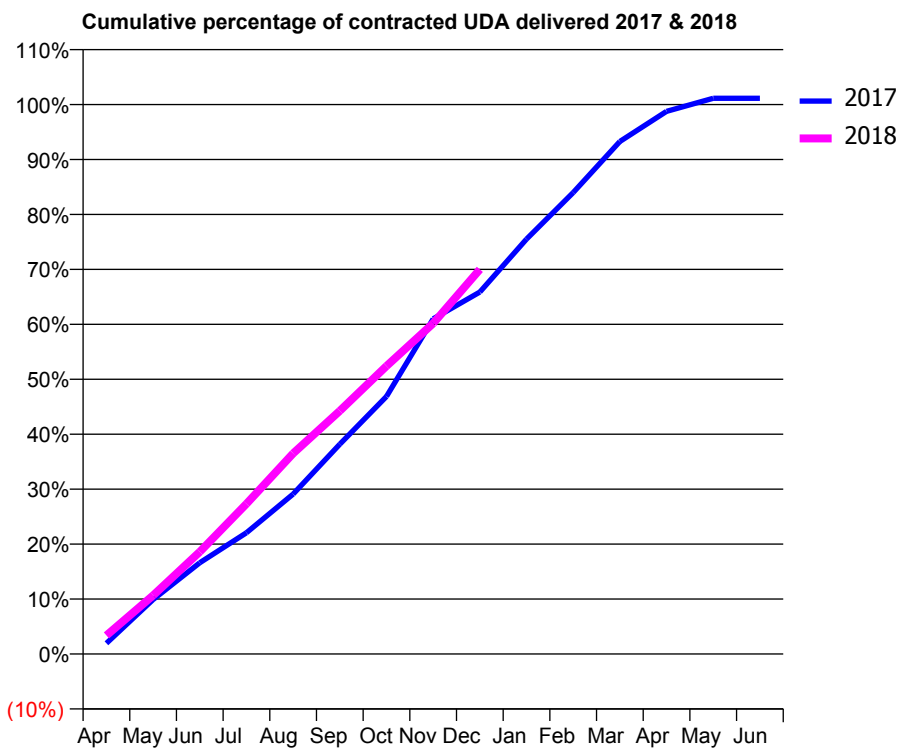
17/18 Contracted general activity (UDA)	16,668
Carry forward general activity (UDA)	-190
17/18 Contracted orthodontic activity (UOA)	0
Carry forward orthodontic activity (UOA)	0
Baseline contract value	£457,792.94

ACCESS*

Patients seen in 24 months	Total	Change since previous quarter
Quarter ending December 2016	5,271	
Quarter ending March 2017	5,298	→
Quarter ending June 2017	5,379	→
Quarter ending September 2017	5,390	→
Quarter ending December 2017	5,345	→
Variance since December 2016	1.4%	→



ACTIVITY



Month	Adjusted Scheduled Activity (UDA)	
	2017	2018
April	328	566
May	1,652	1,776
June	2,770	3,100
July	3,678	4,558
August	4,853	6,087
September	6,366	7,377
October	7,812	8,733
November	10,165	10,030
December	10,981	11,666
January	12,584	
February	13,998	
March	15,548	
April	16,462	
May	16,856	
June	16,858	

QUALITY

	Quantity	Base Number	Contract	AT	Region	England
% of FP17s for the same patient ID Re-attending within 3 months - Children	71	1,178	6.0%	11.0%	11.8%	12.0%
% of FP17s for the same patient ID Re-attending within 3 months - Adults	587	4,846	12.1%	14.5%	15.3%	15.9%
% of FP17s for the same patient ID Re-attending between 3 & 9 months - Children	644	1,178	54.7%	56.7%	59.1%	58.0%
% of FP17s for the same patient ID Re-attending between 3 & 9 months - Adults	3,076	4,846	63.5%	48.2%	51.5%	50.5%
% of FP17s for Band 1 Urgent Courses	271	5,429	5.0%	8.6%	8.0%	9.0%
% of FP17s Relating to Free Repair or Replacements	34	5,429	0.6%	0.7%	0.8%	0.8%
% of FP17s Relating to Continuations	44	5,429	0.8%	0.9%	1.1%	1.1%
% of Patients satisfied with the dentistry they have received	8	8	N/A	91.1%	91.6%	91.5%
% of Patients satisfied with the time they had to wait for an appointment	8	8	N/A	86.8%	88.3%	87.9%

* This is based on patients treated on this contract for their most recent course of treatment. Figures in italics indicate the base number of FP17s or Patient Questionnaire responses are less than 100. N/A is shown where the base number of responses is less than 10 during the period. % is calculated as Quantity/Base number*100

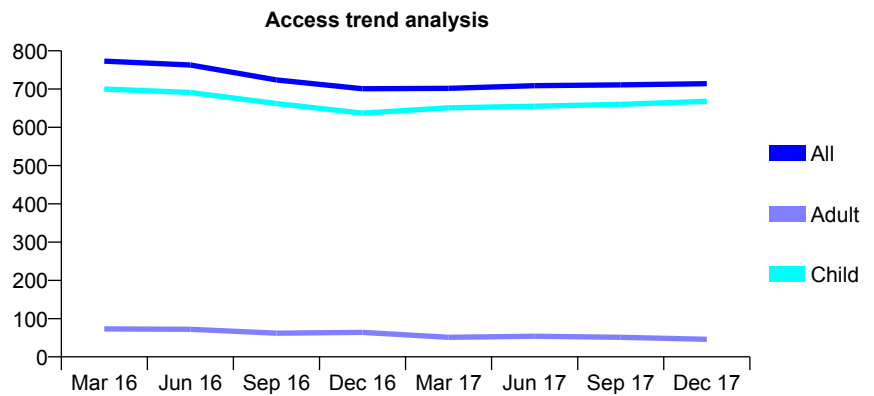
Q58 - Vital Signs At a Glance Contract Report for 335290/0001 - December 2017

Name or company name	MR VA PATEL
Contract type name	GDS Contract
Purpose of contract	General
Contract start date	01/04/2006
Contract end date	

17/18 Contracted general activity (UDA)	1,293
Carry forward general activity (UDA)	0
17/18 Contracted orthodontic activity (UOA)	0
Carry forward orthodontic activity (UOA)	0
Baseline contract value	£35,896.31

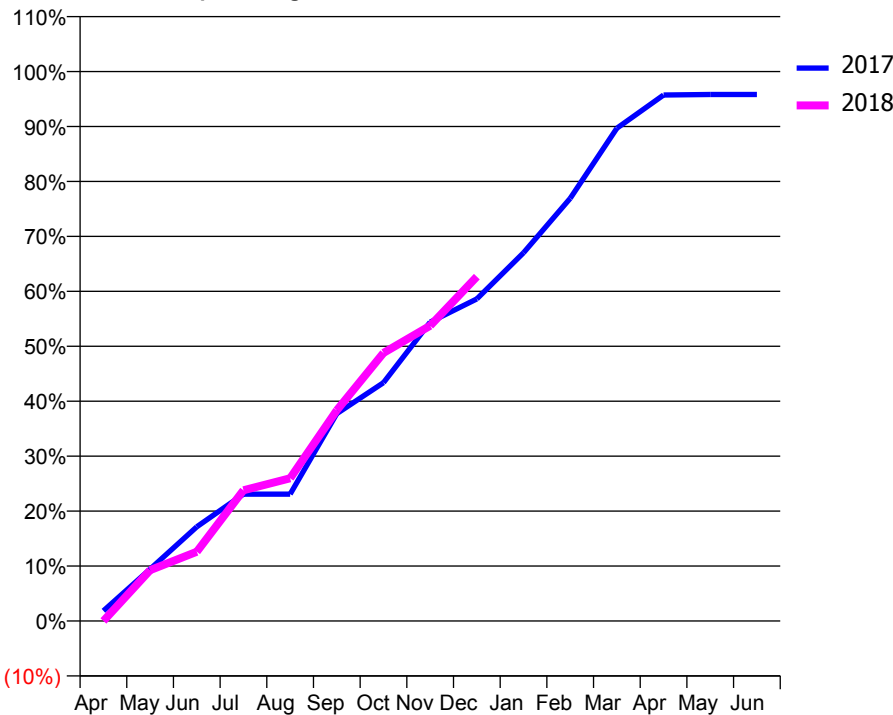
ACCESS*

Patients seen in 24 months	Total	Change since previous quarter
Quarter ending December 2016	701	
Quarter ending March 2017	702	→
Quarter ending June 2017	709	→
Quarter ending September 2017	711	→
Quarter ending December 2017	714	→
Variance since December 2016	1.9%	→



ACTIVITY

Cumulative percentage of contracted UDA delivered 2017 & 2018



Month	Adjusted Scheduled Activity (UDA)	
	2017	2018
April	24	0
May	122	120
June	222	163
July	298	308
August	298	336
September	488	496
October	561	631
November	703	695
December	758	810
January	867	
February	995	
March	1,159	
April	1,238	
May	1,239	
June	1,239	

QUALITY

	Quantity	Base Number	Contract	AT	Region	England
% of FP17s for the same patient ID Re-attending within 3 months - Children	37	706	5.2%	11.0%	11.8%	12.0%
% of FP17s for the same patient ID Re-attending within 3 months - Adults	0	0	N/A	14.5%	15.3%	15.9%
% of FP17s for the same patient ID Re-attending between 3 & 9 months - Children	388	706	55.0%	56.7%	59.1%	58.0%
% of FP17s for the same patient ID Re-attending between 3 & 9 months - Adults	0	0	N/A	48.2%	51.5%	50.5%
% of FP17s for Band 1 Urgent Courses	22	647	3.4%	8.6%	8.0%	9.0%
% of FP17s Relating to Free Repair or Replacements	0	647	0.0%	0.7%	0.8%	0.8%
% of FP17s Relating to Continuations	0	647	0.0%	0.9%	1.1%	1.1%
% of Patients satisfied with the dentistry they have received	0	0	N/A	91.1%	91.6%	91.5%
% of Patients satisfied with the time they had to wait for an appointment	0	0	N/A	86.8%	88.3%	87.9%

* This is based on patients treated on this contract for their most recent course of treatment. Figures in italics indicate the base number of FP17s or Patient Questionnaire responses are less than 100. N/A is shown where the base number of responses is less than 10 during the period. % is calculated as Quantity/Base number*100

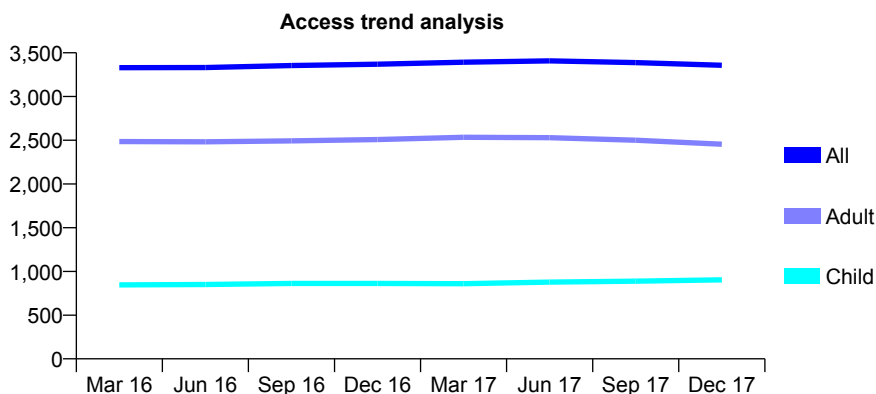
Q58 - Vital Signs At a Glance Contract Report for 339113/0001 - December 2017

Name or company name	MR A BALKHI
Contract type name	GDS Contract
Purpose of contract	General
Contract start date	01/04/2006
Contract end date	

17/18 Contracted general activity (UDA)	7,361
Carry forward general activity (UDA)	19
17/18 Contracted orthodontic activity (UOA)	0
Carry forward orthodontic activity (UOA)	0
Baseline contract value	£215,923.10

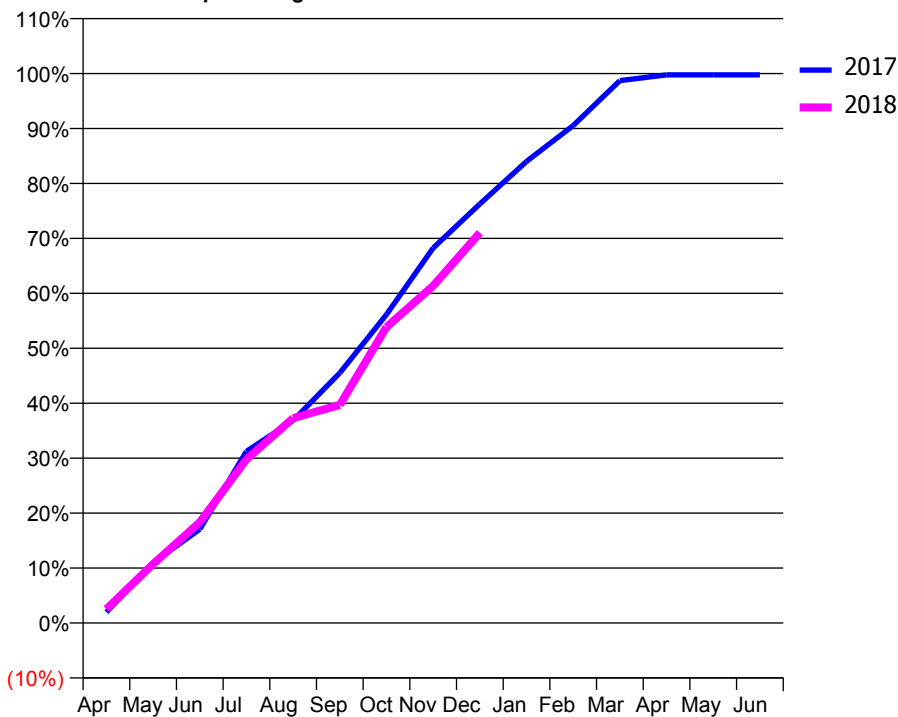
ACCESS*

Patients seen in 24 months	Total	Change since previous quarter
Quarter ending December 2016	3,370	
Quarter ending March 2017	3,393	→
Quarter ending June 2017	3,407	→
Quarter ending September 2017	3,388	→
Quarter ending December 2017	3,358	→
Variance since December 2016	(0.4%)	→



ACTIVITY

Cumulative percentage of contracted UDA delivered 2017 & 2018



Month	Adjusted Scheduled Activity (UDA)	
	2017	2018
April	145	187
May	808	791
June	1,256	1,350
July	2,299	2,192
August	2,712	2,744
September	3,350	2,921
October	4,133	3,964
November	5,023	4,517
December	5,614	5,227
January	6,184	
February	6,663	
March	7,266	
April	7,342	
May	7,342	
June	7,342	

QUALITY

	Quantity	Base Number	Contract	AT	Region	England
% of FP17s for the same patient ID Re-attending within 3 months - Children	26	909	2.9%	11.0%	11.8%	12.0%
% of FP17s for the same patient ID Re-attending within 3 months - Adults	33	1,603	2.1%	14.5%	15.3%	15.9%
% of FP17s for the same patient ID Re-attending between 3 & 9 months - Children	591	909	65.0%	56.7%	59.1%	58.0%
% of FP17s for the same patient ID Re-attending between 3 & 9 months - Adults	456	1,603	28.4%	48.2%	51.5%	50.5%
% of FP17s for Band 1 Urgent Courses	27	2,473	1.1%	8.6%	8.0%	9.0%
% of FP17s Relating to Free Repair or Replacements	0	2,473	0.0%	0.7%	0.8%	0.8%
% of FP17s Relating to Continuations	4	2,473	0.2%	0.9%	1.1%	1.1%
% of Patients satisfied with the dentistry they have received	5	5	N/A	91.1%	91.6%	91.5%
% of Patients satisfied with the time they had to wait for an appointment	5	5	N/A	86.8%	88.3%	87.9%

* This is based on patients treated on this contract for their most recent course of treatment. Figures in italics indicate the base number of FP17s or Patient Questionnaire responses are less than 100. N/A is shown where the base number of responses is less than 10 during the period. % is calculated as Quantity/Base number*100

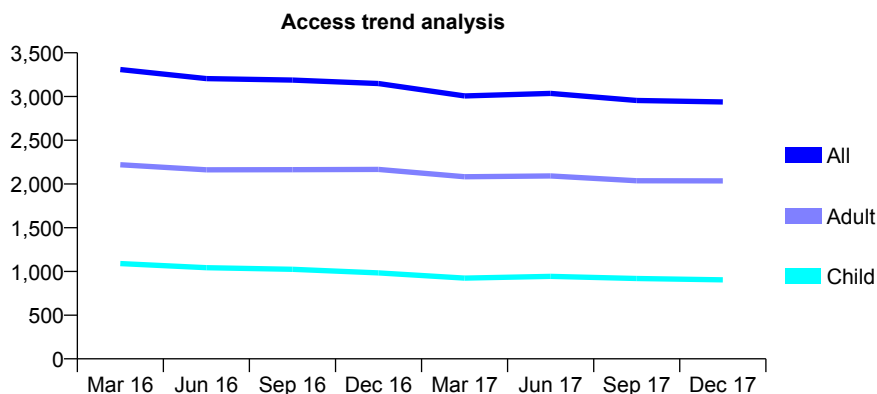
Q58 - Vital Signs At a Glance Contract Report for 341088/0001 - December 2017

Name or company name	MR A ZAKHARIA
Contract type name	GDS Contract
Purpose of contract	General
Contract start date	01/04/2012
Contract end date	

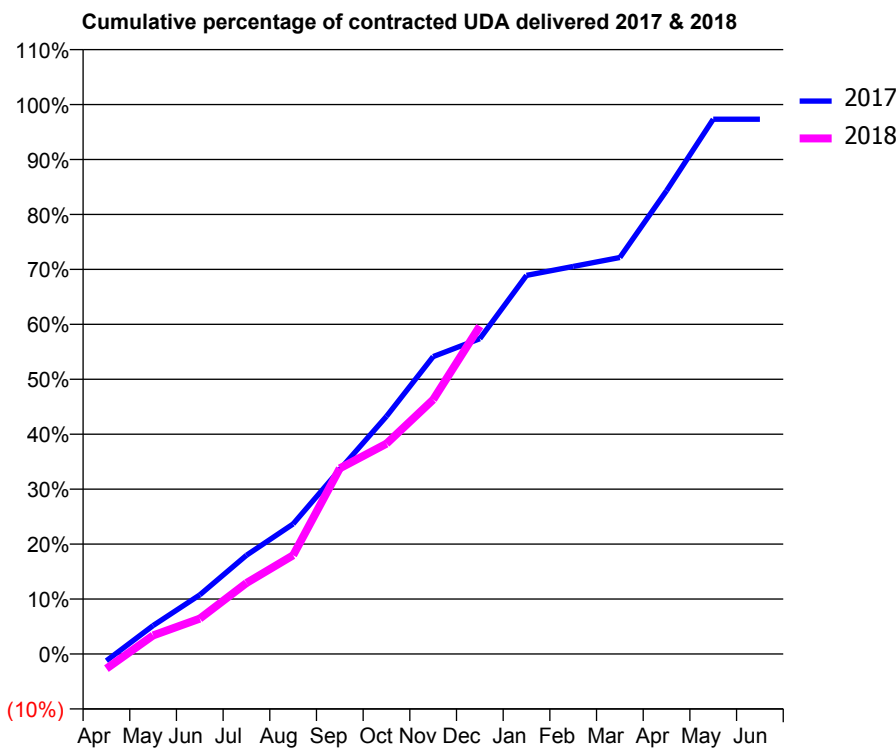
17/18 Contracted general activity (UDA)	8,322
Carry forward general activity (UDA)	223
17/18 Contracted orthodontic activity (UOA)	0
Carry forward orthodontic activity (UOA)	0
Baseline contract value	£221,273.09

ACCESS*

Patients seen in 24 months	Total	Change since previous quarter
Quarter ending December 2016	3,149	
Quarter ending March 2017	3,007	↓
Quarter ending June 2017	3,036	→
Quarter ending September 2017	2,955	↓
Quarter ending December 2017	2,938	→
Variance since December 2016	(6.7%)	↓



ACTIVITY



Month	Adjusted Scheduled Activity (UDA)	
	2017	2018
April	-103	-223
May	432	281
June	896	535
July	1,495	1,076
August	1,969	1,496
September	2,794	2,812
October	3,600	3,186
November	4,504	3,852
December	4,776	4,965
January	5,734	
February	5,869	
March	6,005	
April	7,017	
May	8,099	
June	8,099	

QUALITY

	Quantity	Base Number	Contract	AT	Region	England
% of FP17s for the same patient ID Re-attending within 3 months - Children	47	1,259	3.7%	11.0%	11.8%	12.0%
% of FP17s for the same patient ID Re-attending within 3 months - Adults	243	2,373	10.2%	14.5%	15.3%	15.9%
% of FP17s for the same patient ID Re-attending between 3 & 9 months - Children	848	1,259	67.4%	56.7%	59.1%	58.0%
% of FP17s for the same patient ID Re-attending between 3 & 9 months - Adults	1,607	2,373	67.7%	48.2%	51.5%	50.5%
% of FP17s for Band 1 Urgent Courses	98	2,723	3.6%	8.6%	8.0%	9.0%
% of FP17s Relating to Free Repair or Replacements	3	2,723	0.1%	0.7%	0.8%	0.8%
% of FP17s Relating to Continuations	0	2,723	0.0%	0.9%	1.1%	1.1%
% of Patients satisfied with the dentistry they have received	4	5	N/A	91.1%	91.6%	91.5%
% of Patients satisfied with the time they had to wait for an appointment	2	5	N/A	86.8%	88.3%	87.9%

* This is based on patients treated on this contract for their most recent course of treatment. Figures in italics indicate the base number of FP17s or Patient Questionnaire responses are less than 100. N/A is shown where the base number of responses is less than 10 during the period. % is calculated as Quantity/Base number*100

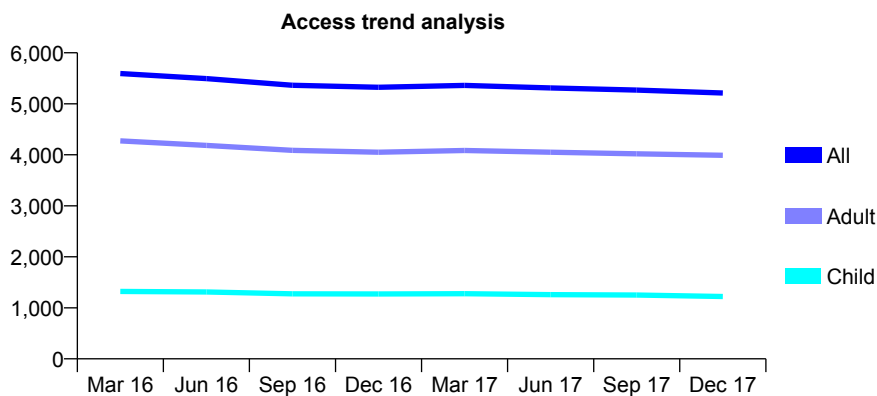
Q58 - Vital Signs At a Glance Contract Report for 341576/0002 - December 2017

Name or company name	MR J NASSERI TAHERI
Contract type name	GDS Contract
Purpose of contract	General
Contract start date	01/04/2008
Contract end date	

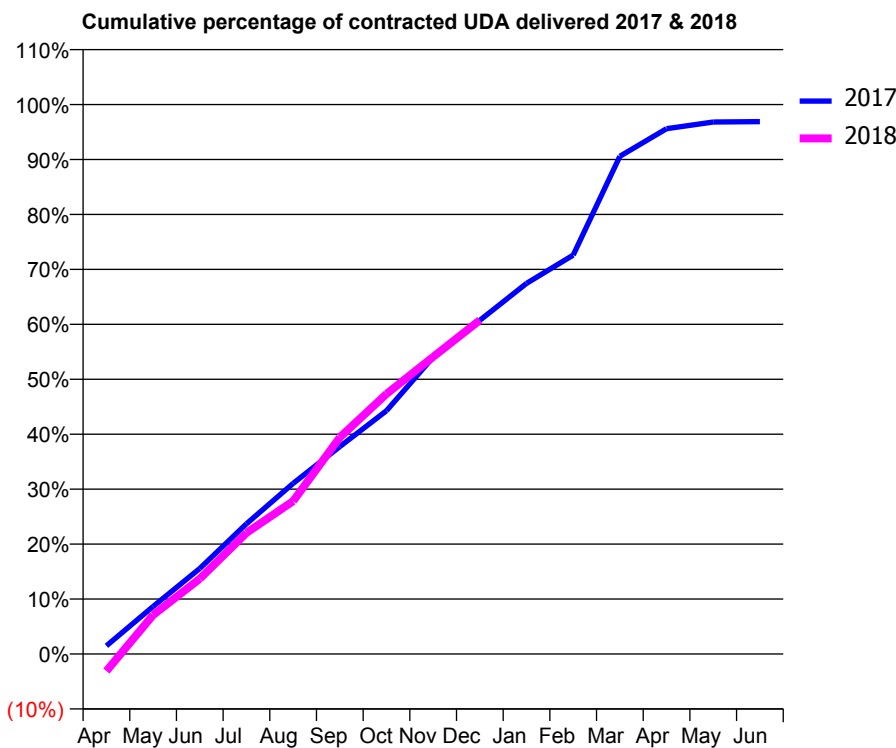
17/18 Contracted general activity (UDA)	18,364
Carry forward general activity (UDA)	573
17/18 Contracted orthodontic activity (UOA)	0
Carry forward orthodontic activity (UOA)	0
Baseline contract value	£433,489.42

ACCESS*

Patients seen in 24 months	Total	Change since previous quarter
Quarter ending December 2016	5,323	
Quarter ending March 2017	5,361	→
Quarter ending June 2017	5,310	→
Quarter ending September 2017	5,270	→
Quarter ending December 2017	5,212	↓
Variance since December 2016	(2.1%)	↓



ACTIVITY



Month	Adjusted Scheduled Activity (UDA)	
	2017	2018
April	274	-573
May	1,588	1,305
June	2,860	2,515
July	4,352	4,051
August	5,702	5,111
September	6,930	7,241
October	8,132	8,692
November	9,922	9,932
December	11,153	11,155
January	12,387	
February	13,332	
March	16,632	
April	17,555	
May	17,780	
June	17,792	

QUALITY

	Quantity	Base Number	Contract	AT	Region	England
% of FP17s for the same patient ID Re-attending within 3 months - Children	95	1,245	7.6%	11.0%	11.8%	12.0%
% of FP17s for the same patient ID Re-attending within 3 months - Adults	443	3,634	12.2%	14.5%	15.3%	15.9%
% of FP17s for the same patient ID Re-attending between 3 & 9 months - Children	673	1,245	54.1%	56.7%	59.1%	58.0%
% of FP17s for the same patient ID Re-attending between 3 & 9 months - Adults	1,835	3,634	50.5%	48.2%	51.5%	50.5%
% of FP17s for Band 1 Urgent Courses	419	4,538	9.2%	8.6%	8.0%	9.0%
% of FP17s Relating to Free Repair or Replacements	72	4,538	1.6%	0.7%	0.8%	0.8%
% of FP17s Relating to Continuations	50	4,538	1.1%	0.9%	1.1%	1.1%
% of Patients satisfied with the dentistry they have received	7	8	N/A	91.1%	91.6%	91.5%
% of Patients satisfied with the time they had to wait for an appointment	7	8	N/A	86.8%	88.3%	87.9%

* This is based on patients treated on this contract for their most recent course of treatment. Figures in italics indicate the base number of FP17s or Patient Questionnaire responses are less than 100. N/A is shown where the base number of responses is less than 10 during the period. % is calculated as Quantity/Base number*100

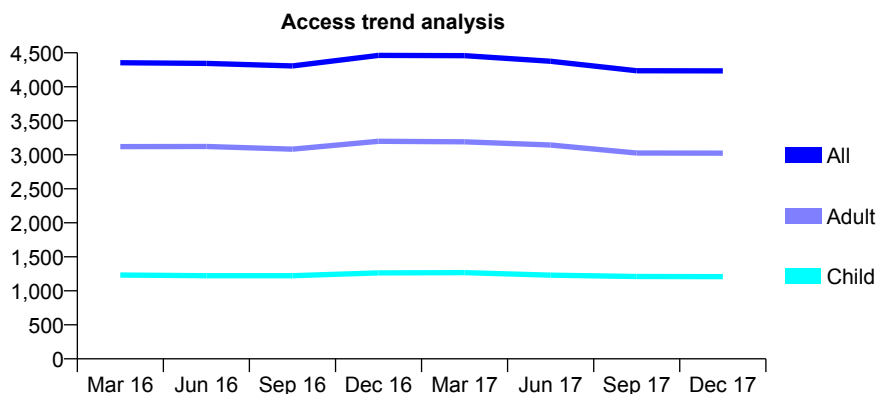
Q58 - Vital Signs At a Glance Contract Report for 341975/0001 - December 2017

Name or company name	MRS R ARUN
Contract type name	GDS Contract
Purpose of contract	General
Contract start date	01/04/2006
Contract end date	

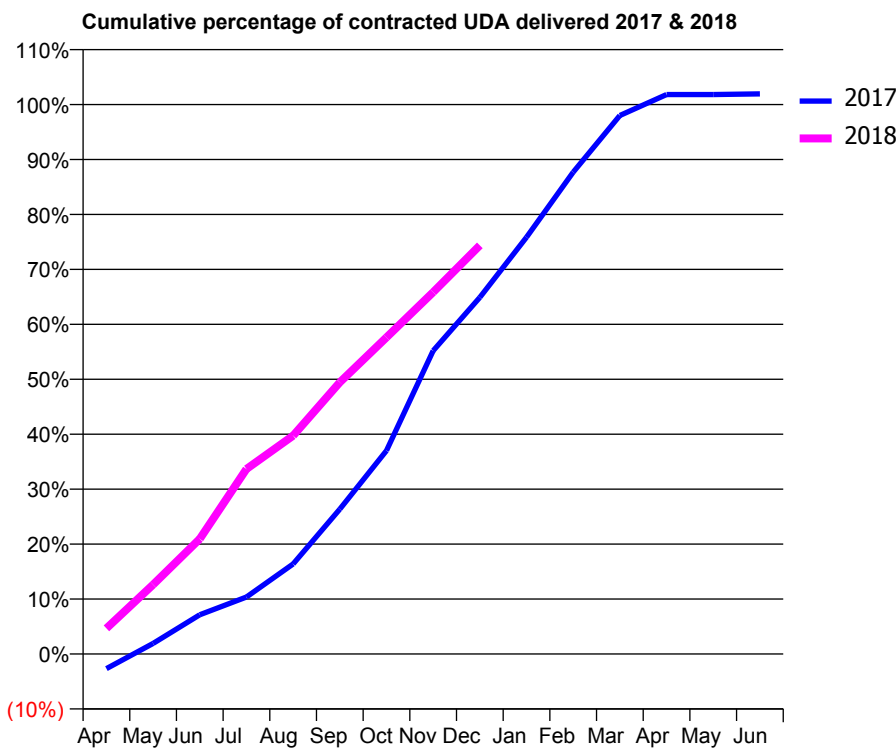
17/18 Contracted general activity (UDA)	9,748
Carry forward general activity (UDA)	-188
17/18 Contracted orthodontic activity (UOA)	0
Carry forward orthodontic activity (UOA)	0
Baseline contract value	£209,384.01

ACCESS*

Patients seen in 24 months	Total	Change since previous quarter
Quarter ending December 2016	4,462	
Quarter ending March 2017	4,458	→
Quarter ending June 2017	4,375	↓
Quarter ending September 2017	4,236	↓
Quarter ending December 2017	4,234	→
Variance since December 2016	(5.1%)	↓



ACTIVITY



Month	Adjusted Scheduled Activity (UDA)	
	2017	2018
April	-262	455
May	189	1,230
June	697	2,042
July	1,012	3,281
August	1,598	3,873
September	2,570	4,820
October	3,609	5,617
November	5,380	6,420
December	6,326	7,250
January	7,394	
February	8,548	
March	9,552	
April	9,925	
May	9,925	
June	9,937	

QUALITY

	Quantity	Base Number	Contract	AT	Region	England
% of FP17s for the same patient ID Re-attending within 3 months - Children	36	886	4.1%	11.0%	11.8%	12.0%
% of FP17s for the same patient ID Re-attending within 3 months - Adults	184	2,001	9.2%	14.5%	15.3%	15.9%
% of FP17s for the same patient ID Re-attending between 3 & 9 months - Children	349	886	39.4%	56.7%	59.1%	58.0%
% of FP17s for the same patient ID Re-attending between 3 & 9 months - Adults	532	2,001	26.6%	48.2%	51.5%	50.5%
% of FP17s for Band 1 Urgent Courses	159	2,759	5.8%	8.6%	8.0%	9.0%
% of FP17s Relating to Free Repair or Replacements	14	2,759	0.5%	0.7%	0.8%	0.8%
% of FP17s Relating to Continuations	7	2,759	0.3%	0.9%	1.1%	1.1%
% of Patients satisfied with the dentistry they have received	1	1	N/A	91.1%	91.6%	91.5%
% of Patients satisfied with the time they had to wait for an appointment	0	1	N/A	86.8%	88.3%	87.9%

* This is based on patients treated on this contract for their most recent course of treatment. Figures in italics indicate the base number of FP17s or Patient Questionnaire responses are less than 100. N/A is shown where the base number of responses is less than 10 during the period. % is calculated as Quantity/Base number*100

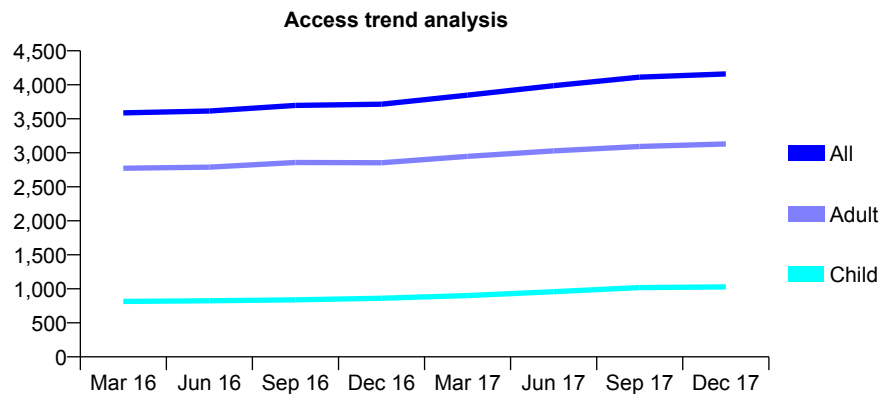
Q58 - Vital Signs At a Glance Contract Report for 342432/0001 - December 2017

Name or company name	MS RK GILL
Contract type name	GDS Contract
Purpose of contract	General
Contract start date	01/04/2006
Contract end date	

17/18 Contracted general activity (UDA)	9,141
Carry forward general activity (UDA)	-131
17/18 Contracted orthodontic activity (UOA)	0
Carry forward orthodontic activity (UOA)	0
Baseline contract value	£181,283.31

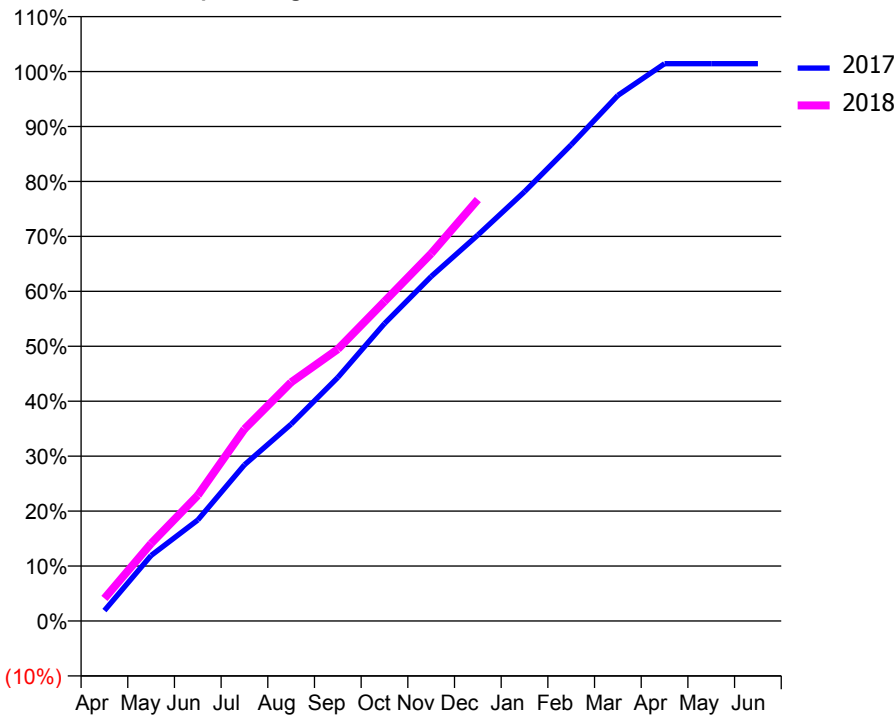
ACCESS*

Patients seen in 24 months	Total	Change since previous quarter
Quarter ending December 2016	3,715	
Quarter ending March 2017	3,849	↑
Quarter ending June 2017	3,987	↑
Quarter ending September 2017	4,112	↑
Quarter ending December 2017	4,160	→
Variance since December 2016	12.0%	↑



ACTIVITY

Cumulative percentage of contracted UDA delivered 2017 & 2018



Month	Adjusted Scheduled Activity (UDA)	
	2017	2018
April	174	376
May	1,091	1,289
June	1,680	2,090
July	2,598	3,193
August	3,274	3,971
September	4,051	4,522
October	4,947	5,316
November	5,732	6,113
December	6,421	7,011
January	7,142	
February	7,923	
March	8,744	
April	9,271	
May	9,271	
June	9,271	

QUALITY

	Quantity	Base Number	Contract	AT	Region	England
% of FP17s for the same patient ID Re-attending within 3 months - Children	43	1,032	4.2%	11.0%	11.8%	12.0%
% of FP17s for the same patient ID Re-attending within 3 months - Adults	246	2,829	8.7%	14.5%	15.3%	15.9%
% of FP17s for the same patient ID Re-attending between 3 & 9 months - Children	448	1,032	43.4%	56.7%	59.1%	58.0%
% of FP17s for the same patient ID Re-attending between 3 & 9 months - Adults	1,260	2,829	44.5%	48.2%	51.5%	50.5%
% of FP17s for Band 1 Urgent Courses	175	3,568	4.9%	8.6%	8.0%	9.0%
% of FP17s Relating to Free Repair or Replacements	23	3,568	0.6%	0.7%	0.8%	0.8%
% of FP17s Relating to Continuations	13	3,568	0.4%	0.9%	1.1%	1.1%
% of Patients satisfied with the dentistry they have received	4	4	N/A	91.1%	91.6%	91.5%
% of Patients satisfied with the time they had to wait for an appointment	3	4	N/A	86.8%	88.3%	87.9%

* This is based on patients treated on this contract for their most recent course of treatment. Figures in italics indicate the base number of FP17s or Patient Questionnaire responses are less than 100. N/A is shown where the base number of responses is less than 10 during the period. % is calculated as Quantity/Base number*100

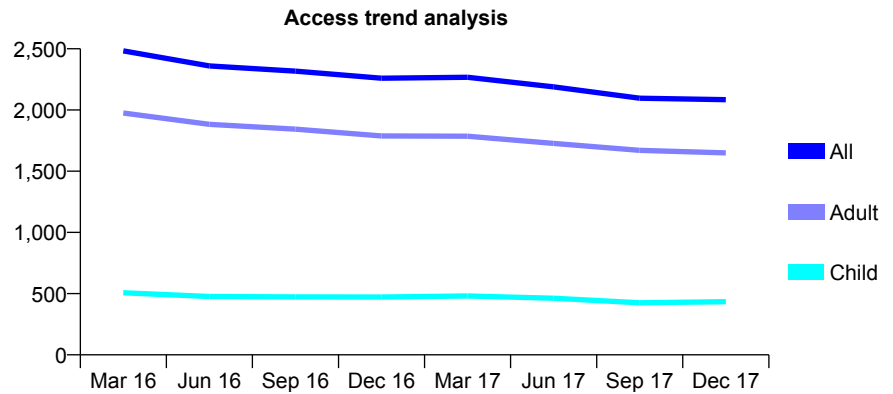
Q58 - Vital Signs At a Glance Contract Report for 343633/0001 - December 2017

Name or company name	MISS S AMPAH
Contract type name	GDS Contract
Purpose of contract	General
Contract start date	01/04/2006
Contract end date	

17/18 Contracted general activity (UDA)	6,500
Carry forward general activity (UDA)	173
17/18 Contracted orthodontic activity (UOA)	0
Carry forward orthodontic activity (UOA)	0
Baseline contract value	£181,797.65

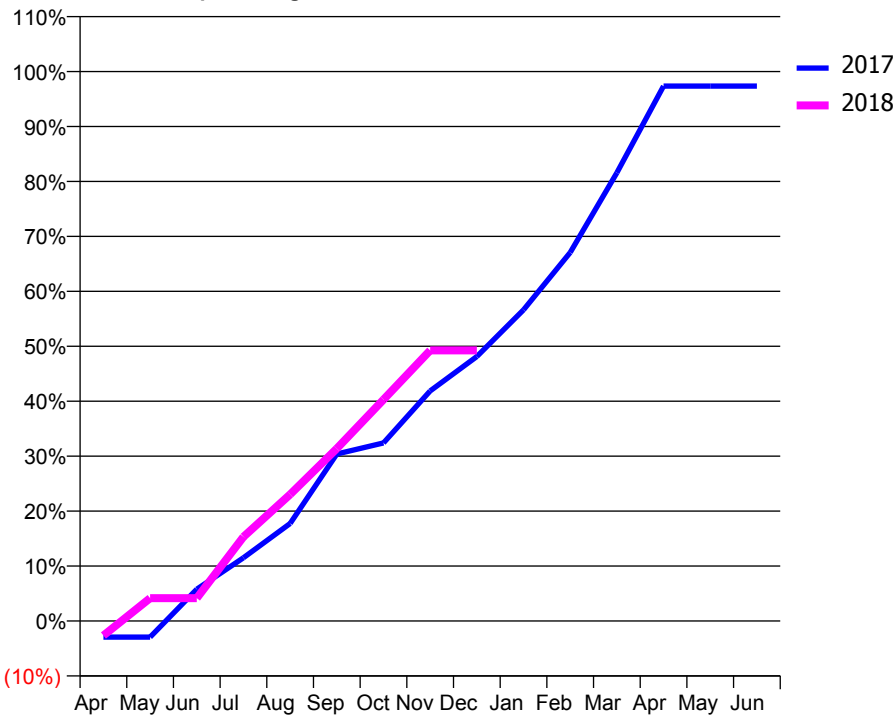
ACCESS*

Patients seen in 24 months	Total	Change since previous quarter
Quarter ending December 2016	2,260	
Quarter ending March 2017	2,267	→
Quarter ending June 2017	2,189	↓
Quarter ending September 2017	2,096	↓
Quarter ending December 2017	2,084	→
Variance since December 2016	(7.8%)	↓



ACTIVITY

Cumulative percentage of contracted UDA delivered 2017 & 2018



Month	Adjusted Scheduled Activity (UDA)	
	2017	2018
April	-192	-173
May	-192	271
June	376	271
July	748	996
August	1,155	1,497
September	1,976	2,041
October	2,107	2,619
November	2,721	3,201
December	3,129	3,201
January	3,681	
February	4,359	
March	5,302	
April	6,327	
May	6,327	
June	6,327	

QUALITY

	Quantity	Base Number	Contract	AT	Region	England
% of FP17s for the same patient ID Re-attending within 3 months - Children	22	307	7.2%	11.0%	11.8%	12.0%
% of FP17s for the same patient ID Re-attending within 3 months - Adults	125	1,292	9.7%	14.5%	15.3%	15.9%
% of FP17s for the same patient ID Re-attending between 3 & 9 months - Children	115	307	37.5%	56.7%	59.1%	58.0%
% of FP17s for the same patient ID Re-attending between 3 & 9 months - Adults	682	1,292	52.8%	48.2%	51.5%	50.5%
% of FP17s for Band 1 Urgent Courses	32	1,355	2.4%	8.6%	8.0%	9.0%
% of FP17s Relating to Free Repair or Replacements	0	1,355	0.0%	0.7%	0.8%	0.8%
% of FP17s Relating to Continuations	28	1,355	2.1%	0.9%	1.1%	1.1%
% of Patients satisfied with the dentistry they have received	1	1	N/A	91.1%	91.6%	91.5%
% of Patients satisfied with the time they had to wait for an appointment	1	1	N/A	86.8%	88.3%	87.9%

* This is based on patients treated on this contract for their most recent course of treatment. Figures in italics indicate the base number of FP17s or Patient Questionnaire responses are less than 100. N/A is shown where the base number of responses is less than 10 during the period. % is calculated as Quantity/Base number*100

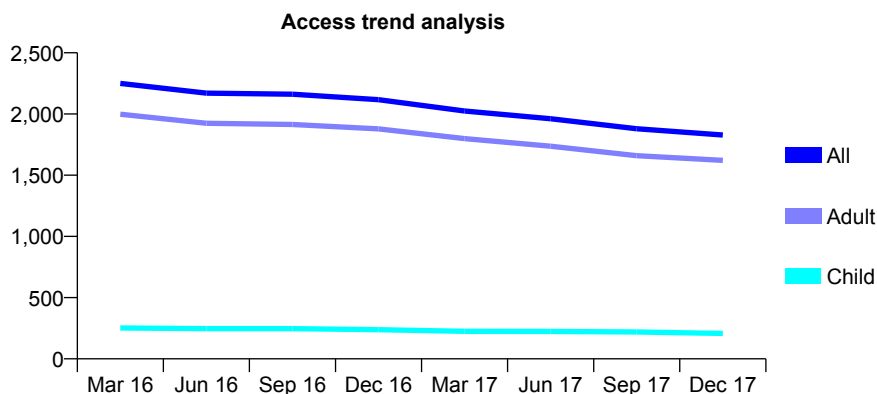
Q58 - Vital Signs At a Glance Contract Report for 343633/0003 - December 2017

Name or company name	MISS S AMPAH
Contract type name	GDS Contract
Purpose of contract	General
Contract start date	21/02/2014
Contract end date	

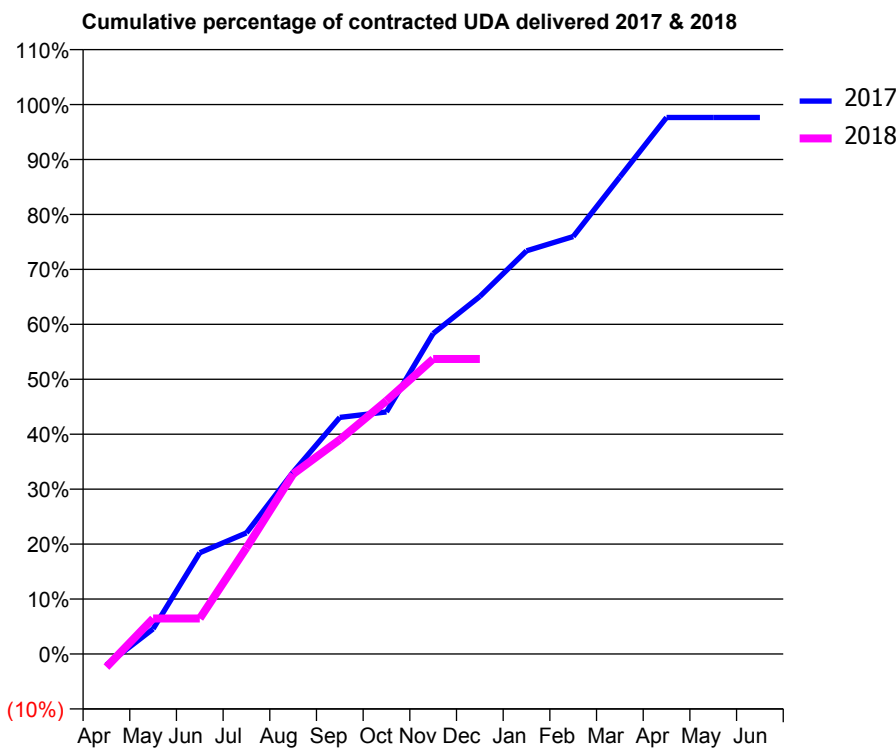
17/18 Contracted general activity (UDA)	6,505
Carry forward general activity (UDA)	155
17/18 Contracted orthodontic activity (UOA)	0
Carry forward orthodontic activity (UOA)	0
Baseline contract value	£158,629.88

ACCESS*

Patients seen in 24 months	Total	Change since previous quarter
Quarter ending December 2016	2,117	
Quarter ending March 2017	2,024	↓
Quarter ending June 2017	1,961	↓
Quarter ending September 2017	1,880	↓
Quarter ending December 2017	1,828	↓
Variance since December 2016	(13.7%)	↓



ACTIVITY



Adjusted Scheduled Activity (UDA)		
Month	2017	2018
April	-131	-155
May	298	421
June	1,198	421
July	1,433	1,258
August	2,155	2,131
September	2,802	2,537
October	2,866	2,999
November	3,794	3,492
December	4,232	3,492
January	4,773	-
February	4,941	-
March	5,648	-
April	6,351	-
May	6,351	-
June	6,351	-

QUALITY

	Quantity	Base Number	Contract	AT	Region	England
% of FP17s for the same patient ID Re-attending within 3 months - Children	16	167	9.6%	11.0%	11.8%	12.0%
% of FP17s for the same patient ID Re-attending within 3 months - Adults	279	1,637	17.0%	14.5%	15.3%	15.9%
% of FP17s for the same patient ID Re-attending between 3 & 9 months - Children	20	167	12.0%	56.7%	59.1%	58.0%
% of FP17s for the same patient ID Re-attending between 3 & 9 months - Adults	694	1,637	42.4%	48.2%	51.5%	50.5%
% of FP17s for Band 1 Urgent Courses	138	1,575	8.8%	8.6%	8.0%	9.0%
% of FP17s Relating to Free Repair or Replacements	2	1,575	0.1%	0.7%	0.8%	0.8%
% of FP17s Relating to Continuations	42	1,575	2.7%	0.9%	1.1%	1.1%
% of Patients satisfied with the dentistry they have received	3	3	N/A	91.1%	91.6%	91.5%
% of Patients satisfied with the time they had to wait for an appointment	3	3	N/A	86.8%	88.3%	87.9%

* This is based on patients treated on this contract for their most recent course of treatment. Figures in italics indicate the base number of FP17s or Patient Questionnaire responses are less than 100. N/A is shown where the base number of responses is less than 10 during the period. % is calculated as Quantity/Base number*100

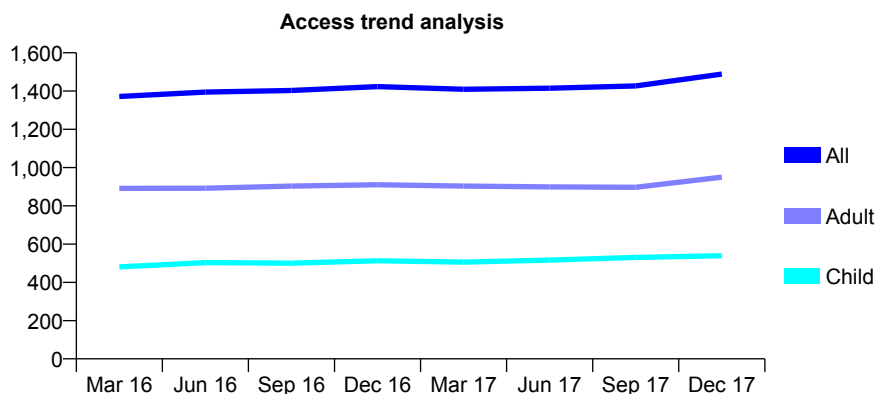
Q58 - Vital Signs At a Glance Contract Report for 344508/0001 - December 2017

Name or company name	MR SM AARON
Contract type name	GDS Contract
Purpose of contract	General
Contract start date	31/07/2006
Contract end date	

17/18 Contracted general activity (UDA)	3,901
Carry forward general activity (UDA)	106
17/18 Contracted orthodontic activity (UOA)	0
Carry forward orthodontic activity (UOA)	0
Baseline contract value	£102,980.10

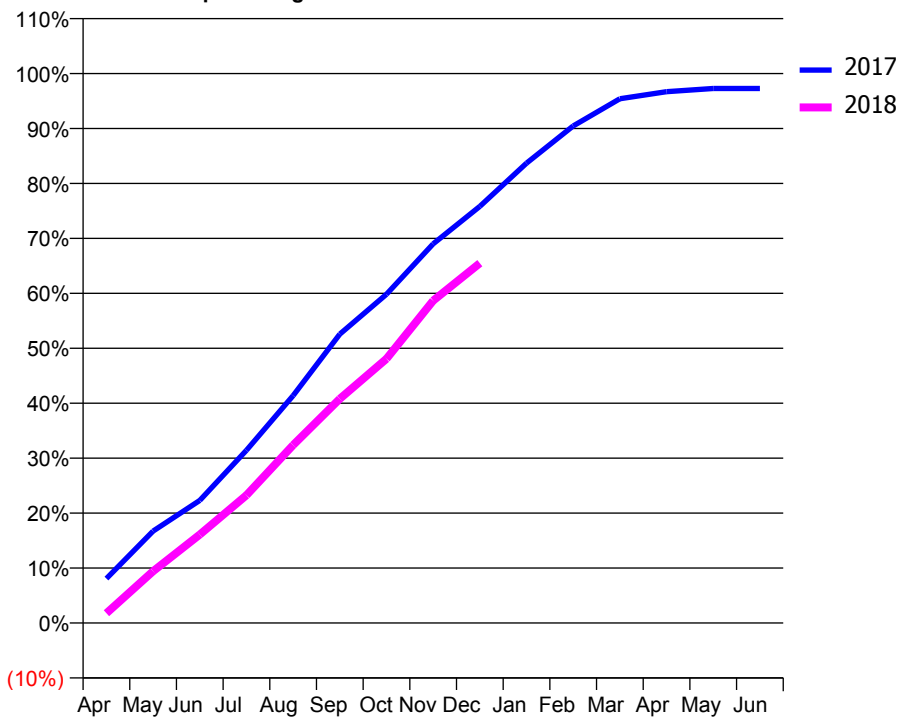
ACCESS*

Patients seen in 24 months	Total	Change since previous quarter
Quarter ending December 2016	1,423	
Quarter ending March 2017	1,409	→
Quarter ending June 2017	1,415	→
Quarter ending September 2017	1,427	→
Quarter ending December 2017	1,489	↑
Variance since December 2016	4.6%	↑



ACTIVITY

Cumulative percentage of contracted UDA delivered 2017 & 2018



Month	Adjusted Scheduled Activity (UDA)	
	2017	2018
April	315	69
May	653	368
June	870	628
July	1,226	908
August	1,614	1,263
September	2,051	1,592
October	2,334	1,876
November	2,692	2,289
December	2,957	2,554
January	3,265	
February	3,529	
March	3,722	
April	3,772	
May	3,794	
June	3,794	

QUALITY

	Quantity	Base Number	Contract	AT	Region	England
% of FP17s for the same patient ID Re-attending within 3 months - Children	34	630	5.4%	11.0%	11.8%	12.0%
% of FP17s for the same patient ID Re-attending within 3 months - Adults	111	848	13.1%	14.5%	15.3%	15.9%
% of FP17s for the same patient ID Re-attending between 3 & 9 months - Children	405	630	64.3%	56.7%	59.1%	58.0%
% of FP17s for the same patient ID Re-attending between 3 & 9 months - Adults	411	848	48.5%	48.2%	51.5%	50.5%
% of FP17s for Band 1 Urgent Courses	116	1,425	8.1%	8.6%	8.0%	9.0%
% of FP17s Relating to Free Repair or Replacements	4	1,425	0.3%	0.7%	0.8%	0.8%
% of FP17s Relating to Continuations	2	1,425	0.1%	0.9%	1.1%	1.1%
% of Patients satisfied with the dentistry they have received	3	5	N/A	91.1%	91.6%	91.5%
% of Patients satisfied with the time they had to wait for an appointment	3	5	N/A	86.8%	88.3%	87.9%

* This is based on patients treated on this contract for their most recent course of treatment. Figures in italics indicate the base number of FP17s or Patient Questionnaire responses are less than 100. N/A is shown where the base number of responses is less than 10 during the period. % is calculated as Quantity/Base number*100

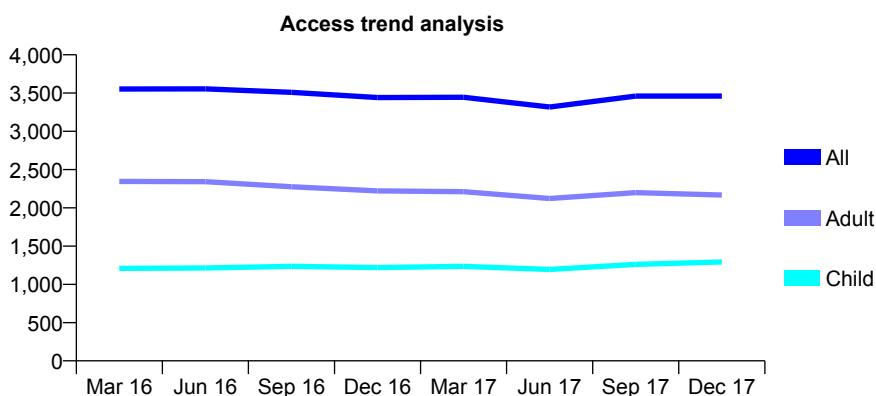
Q58 - Vital Signs At a Glance Contract Report for 345253/0001 - December 2017

Name or company name	MR O OLUSANYA
Contract type name	GDS Contract
Purpose of contract	General
Contract start date	01/04/2006
Contract end date	

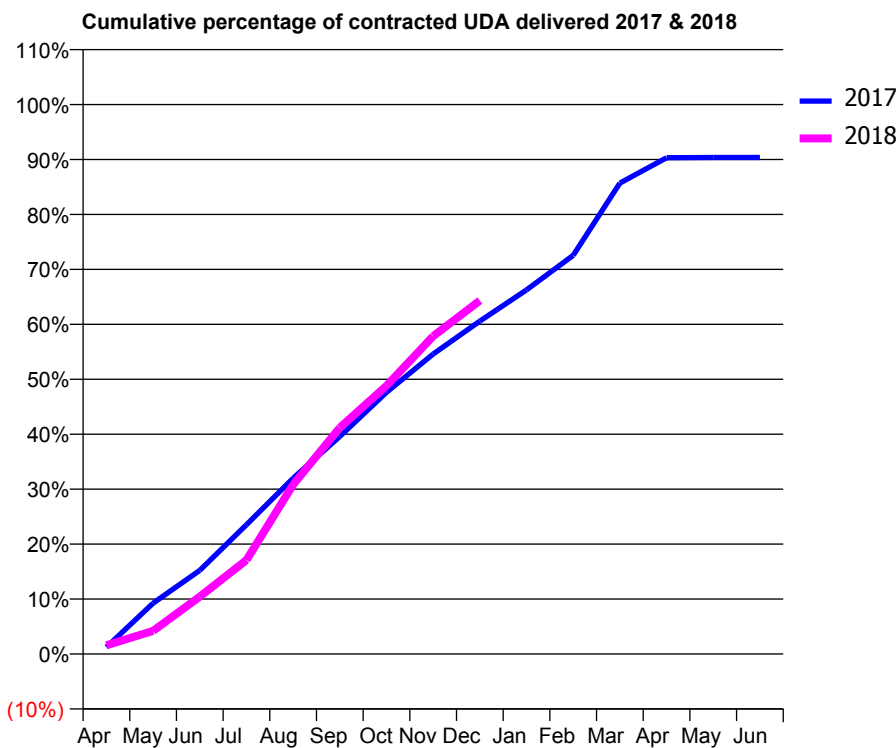
17/18 Contracted general activity (UDA)	9,083
Carry forward general activity (UDA)	0
17/18 Contracted orthodontic activity (UOA)	0
Carry forward orthodontic activity (UOA)	0
Baseline contract value	£269,708.72

ACCESS*

Patients seen in 24 months	Total	Change since previous quarter
Quarter ending December 2016	3,441	
Quarter ending March 2017	3,445	→
Quarter ending June 2017	3,317	↓
Quarter ending September 2017	3,460	↑
Quarter ending December 2017	3,460	→
Variance since December 2016	0.6%	→



ACTIVITY



Month	Adjusted Scheduled Activity (UDA)	
	2017	2018
April	114	145
May	842	383
June	1,383	948
July	2,137	1,554
August	2,906	2,801
September	3,596	3,741
October	4,325	4,433
November	4,959	5,254
December	5,502	5,842
January	6,017	
February	6,590	
March	7,784	
April	8,203	
May	8,207	
June	8,207	

QUALITY

	Quantity	Base Number	Contract	AT	Region	England
% of FP17s for the same patient ID Re-attending within 3 months - Children	61	1,033	5.9%	11.0%	11.8%	12.0%
% of FP17s for the same patient ID Re-attending within 3 months - Adults	208	1,586	13.1%	14.5%	15.3%	15.9%
% of FP17s for the same patient ID Re-attending between 3 & 9 months - Children	408	1,033	39.5%	56.7%	59.1%	58.0%
% of FP17s for the same patient ID Re-attending between 3 & 9 months - Adults	422	1,586	26.6%	48.2%	51.5%	50.5%
% of FP17s for Band 1 Urgent Courses	166	2,490	6.7%	8.6%	8.0%	9.0%
% of FP17s Relating to Free Repair or Replacements	32	2,490	1.3%	0.7%	0.8%	0.8%
% of FP17s Relating to Continuations	63	2,490	2.5%	0.9%	1.1%	1.1%
% of Patients satisfied with the dentistry they have received	0	0	N/A	91.1%	91.6%	91.5%
% of Patients satisfied with the time they had to wait for an appointment	0	0	N/A	86.8%	88.3%	87.9%

* This is based on patients treated on this contract for their most recent course of treatment. Figures in italics indicate the base number of FP17s or Patient Questionnaire responses are less than 100. N/A is shown where the base number of responses is less than 10 during the period. % is calculated as Quantity/Base number*100

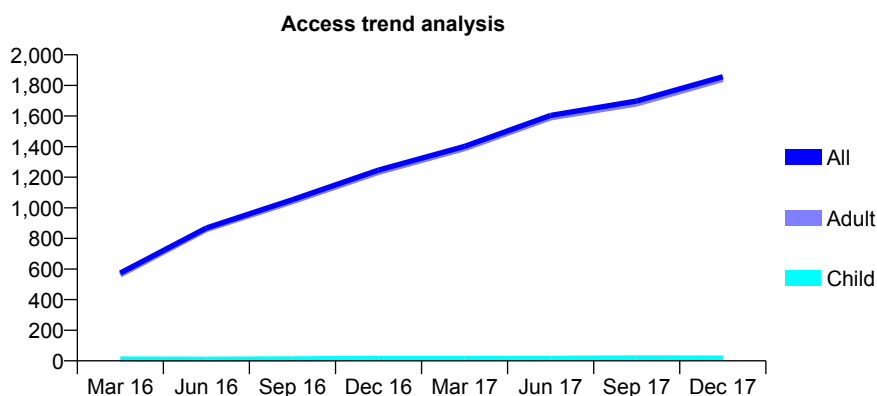
Q58 - Vital Signs At a Glance Contract Report for 345253/0002 - December 2017

Name or company name	MR O OLUSANYA
Contract type name	PDS Contract
Purpose of contract	General
Contract start date	01/04/2010
Contract end date	31/03/2020

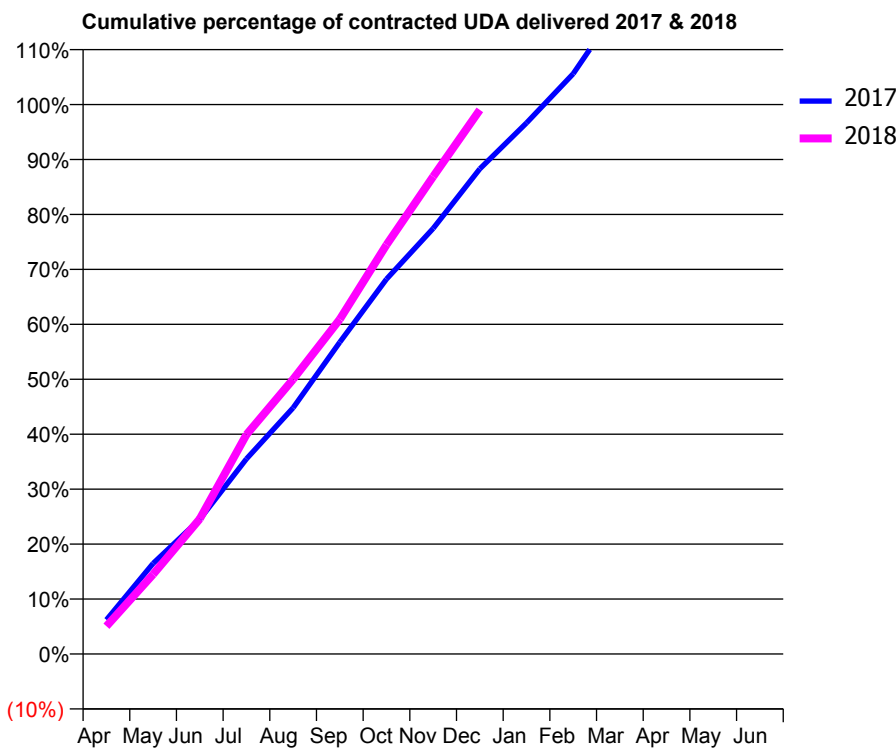
17/18 Contracted general activity (UDA)	3,516
Carry forward general activity (UDA)	0
17/18 Contracted orthodontic activity (UOA)	0
Carry forward orthodontic activity (UOA)	0
Baseline contract value	£233,601.01

ACCESS*

Patients seen in 24 months	Total	Change since previous quarter
Quarter ending December 2016	1,247	
Quarter ending March 2017	1,402	↑
Quarter ending June 2017	1,604	↑
Quarter ending September 2017	1,698	↑
Quarter ending December 2017	1,857	↑
Variance since December 2016	48.9%	↑



ACTIVITY



Month	Adjusted Scheduled Activity (UDA)	
	2017	2018
April	226	178
May	598	510
June	890	865
July	1,289	1,404
August	1,626	1,758
September	2,059	2,142
October	2,476	2,618
November	2,811	3,055
December	3,204	3,482
January	3,507	
February	3,832	
March	4,282	
April	4,418	
May	4,418	
June	4,418	

QUALITY

	Quantity	Base Number	Contract	AT	Region	England
% of FP17s for the same patient ID Re-attending within 3 months - Children	0	11	0.0%	11.0%	11.8%	12.0%
% of FP17s for the same patient ID Re-attending within 3 months - Adults	11	1,225	0.9%	14.5%	15.3%	15.9%
% of FP17s for the same patient ID Re-attending between 3 & 9 months - Children	0	11	0.0%	56.7%	59.1%	58.0%
% of FP17s for the same patient ID Re-attending between 3 & 9 months - Adults	4	1,225	0.3%	48.2%	51.5%	50.5%
% of FP17s for Band 1 Urgent Courses	0	1,190	0.0%	8.6%	8.0%	9.0%
% of FP17s Relating to Free Repair or Replacements	0	1,190	0.0%	0.7%	0.8%	0.8%
% of FP17s Relating to Continuations	0	1,190	0.0%	0.9%	1.1%	1.1%
% of Patients satisfied with the dentistry they have received	0	0	N/A	91.1%	91.6%	91.5%
% of Patients satisfied with the time they had to wait for an appointment	0	0	N/A	86.8%	88.3%	87.9%

* This is based on patients treated on this contract for their most recent course of treatment. Figures in italics indicate the base number of FP17s or Patient Questionnaire responses are less than 100. N/A is shown where the base number of responses is less than 10 during the period. % is calculated as Quantity/Base number*100

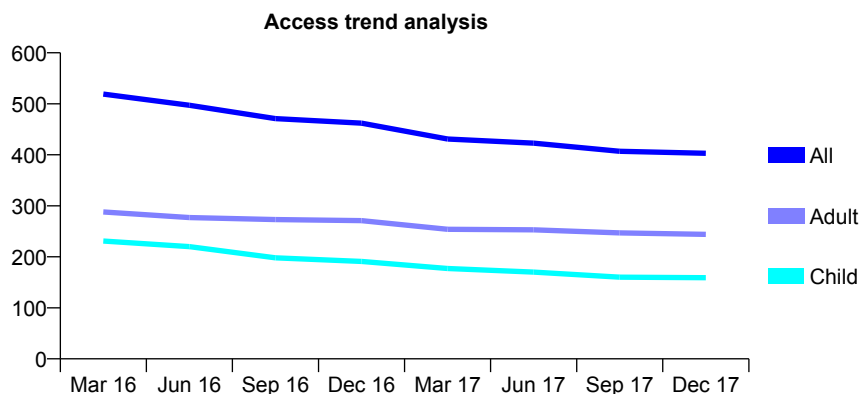
Q58 - Vital Signs At a Glance Contract Report for 352675/0001 - December 2017

Name or company name	MR AJ AMERY
Contract type name	GDS Contract
Purpose of contract	General
Contract start date	01/04/2006
Contract end date	

17/18 Contracted general activity (UDA)	1,000
Carry forward general activity (UDA)	37
17/18 Contracted orthodontic activity (UOA)	0
Carry forward orthodontic activity (UOA)	0
Baseline contract value	£24,528.05

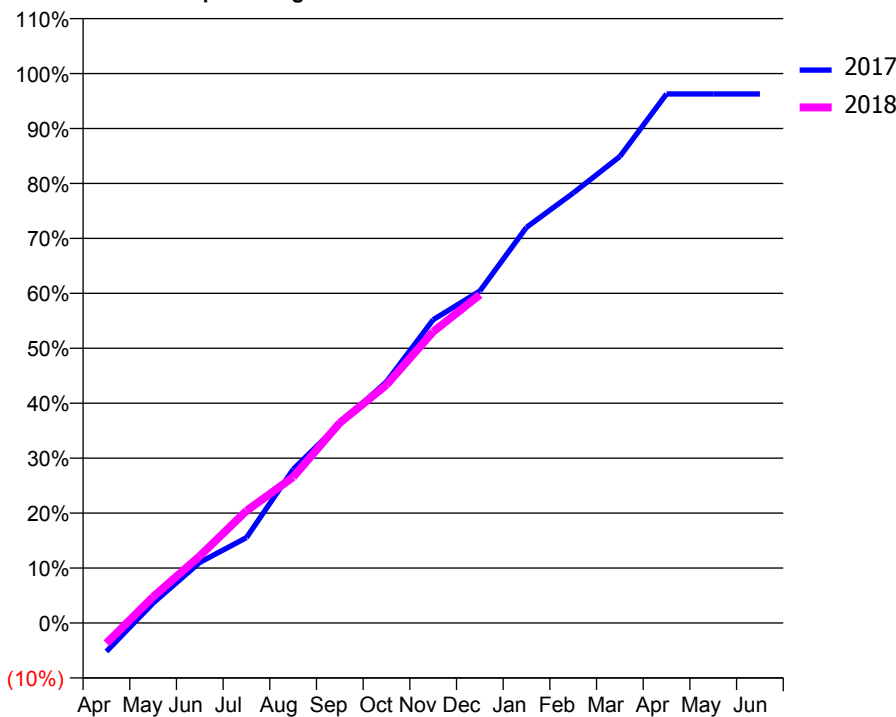
ACCESS*

Patients seen in 24 months	Total	Change since previous quarter
Quarter ending December 2016	462	
Quarter ending March 2017	431	↓
Quarter ending June 2017	423	↓
Quarter ending September 2017	407	↓
Quarter ending December 2017	403	→
Variance since December 2016	(12.8%)	↓



ACTIVITY

Cumulative percentage of contracted UDA delivered 2017 & 2018



Adjusted Scheduled Activity (UDA)

Month	2017	2018
April	-52	-37
May	36	48
June	110	122
July	155	204
August	280	266
September	363	364
October	439	433
November	552	530
December	604	597
January	720	
February	782	
March	849	
April	963	
May	963	
June	963	

QUALITY

	Quantity	Base Number	Contract	AT	Region	England
% of FP17s for the same patient ID Re-attending within 3 months - Children	6	136	4.4%	11.0%	11.8%	12.0%
% of FP17s for the same patient ID Re-attending within 3 months - Adults	27	181	14.9%	14.5%	15.3%	15.9%
% of FP17s for the same patient ID Re-attending between 3 & 9 months - Children	34	136	25.0%	56.7%	59.1%	58.0%
% of FP17s for the same patient ID Re-attending between 3 & 9 months - Adults	44	181	24.3%	48.2%	51.5%	50.5%
% of FP17s for Band 1 Urgent Courses	22	266	8.3%	8.6%	8.0%	9.0%
% of FP17s Relating to Free Repair or Replacements	0	266	0.0%	0.7%	0.8%	0.8%
% of FP17s Relating to Continuations	0	266	0.0%	0.9%	1.1%	1.1%
% of Patients satisfied with the dentistry they have received	0	0	N/A	91.1%	91.6%	91.5%
% of Patients satisfied with the time they had to wait for an appointment	0	0	N/A	86.8%	88.3%	87.9%

* This is based on patients treated on this contract for their most recent course of treatment. Figures in italics indicate the base number of FP17s or Patient Questionnaire responses are less than 100. N/A is shown where the base number of responses is less than 10 during the period. % is calculated as Quantity/Base number*100

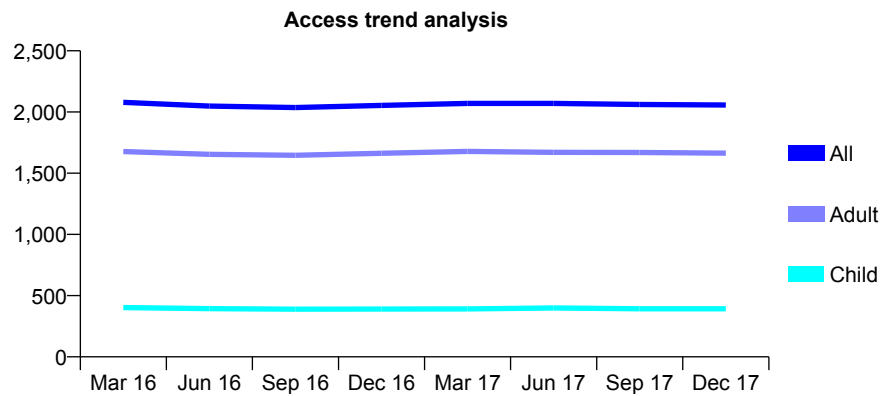
Q58 - Vital Signs At a Glance Contract Report for 357758/0001 - December 2017

Name or company name	MR OO OSISANYA
Contract type name	GDS Contract
Purpose of contract	General
Contract start date	08/01/2012
Contract end date	

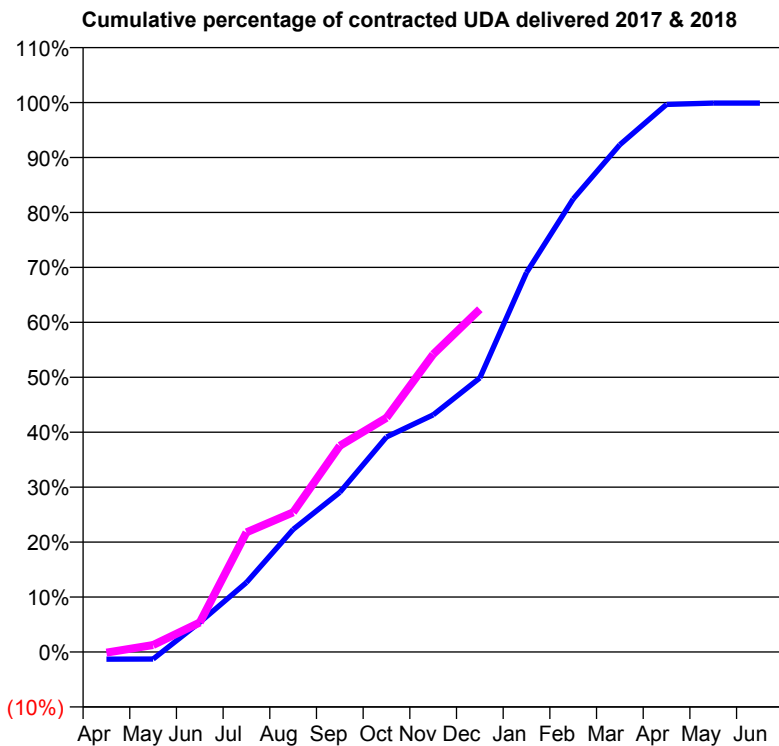
17/18 Contracted general activity (UDA)	5,317
Carry forward general activity (UDA)	7
17/18 Contracted orthodontic activity (UOA)	0
Carry forward orthodontic activity (UOA)	0
Baseline contract value	£165,893.36

ACCESS*

Patients seen in 24 months	Total	Change since previous quarter
Quarter ending December 2016	2,054	
Quarter ending March 2017	2,070	→
Quarter ending June 2017	2,070	→
Quarter ending September 2017	2,062	→
Quarter ending December 2017	2,057	→
Variance since December 2016	0.1%	→



ACTIVITY



Month	Adjusted Scheduled Activity (UDA)	
	2017	2018
April	-70	-7
May	-69	68
June	288	286
July	673	1,157
August	1,187	1,351
September	1,546	1,996
October	2,081	2,266
November	2,295	2,881
December	2,652	3,317
January	3,671	
February	4,384	
March	4,909	
April	5,299	
May	5,311	
June	5,311	

QUALITY

	Quantity	Base Number	Contract	AT	Region	England
% of FP17s for the same patient ID Re-attending within 3 months - Children	37	400	9.3%	11.0%	11.8%	12.0%
% of FP17s for the same patient ID Re-attending within 3 months - Adults	189	1,551	12.2%	14.5%	15.3%	15.9%
% of FP17s for the same patient ID Re-attending between 3 & 9 months - Children	149	400	37.3%	56.7%	59.1%	58.0%
% of FP17s for the same patient ID Re-attending between 3 & 9 months - Adults	625	1,551	40.3%	48.2%	51.5%	50.5%
% of FP17s for Band 1 Urgent Courses	224	1,800	12.4%	8.6%	8.0%	9.0%
% of FP17s Relating to Free Repair or Replacements	14	1,800	0.8%	0.7%	0.8%	0.8%
% of FP17s Relating to Continuations	14	1,800	0.8%	0.9%	1.1%	1.1%
% of Patients satisfied with the dentistry they have received	2	3	N/A	91.1%	91.6%	91.5%
% of Patients satisfied with the time they had to wait for an appointment	3	3	N/A	86.8%	88.3%	87.9%

* This is based on patients treated on this contract for their most recent course of treatment. Figures in italics indicate the base number of FP17s or Patient Questionnaire responses are less than 100. N/A is shown where the base number of responses is less than 10 during the period. % is calculated as Quantity/Base number*100

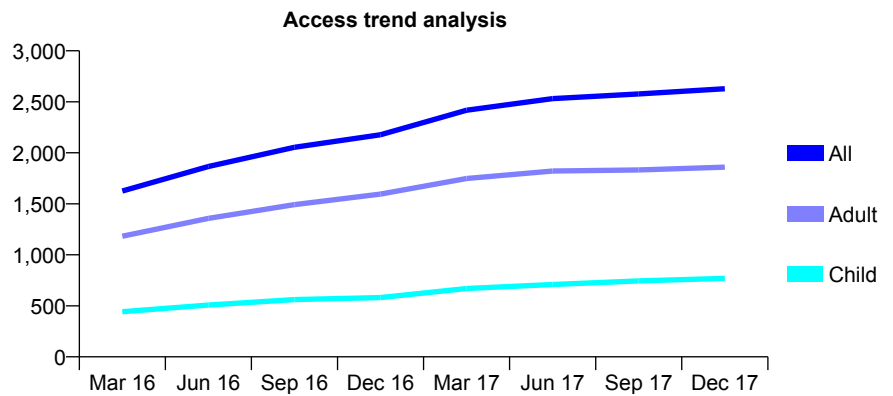
Q58 - Vital Signs At a Glance Contract Report for 357820/0001 - December 2017

Name or company name	Tigga Smile - Bedford Dental Centre
Contract type name	GDS Contract
Purpose of contract	General
Contract start date	01/03/2015
Contract end date	

17/18 Contracted general activity (UDA)	7,000
Carry forward general activity (UDA)	6
17/18 Contracted orthodontic activity (UOA)	0
Carry forward orthodontic activity (UOA)	0
Baseline contract value	£197,272.33

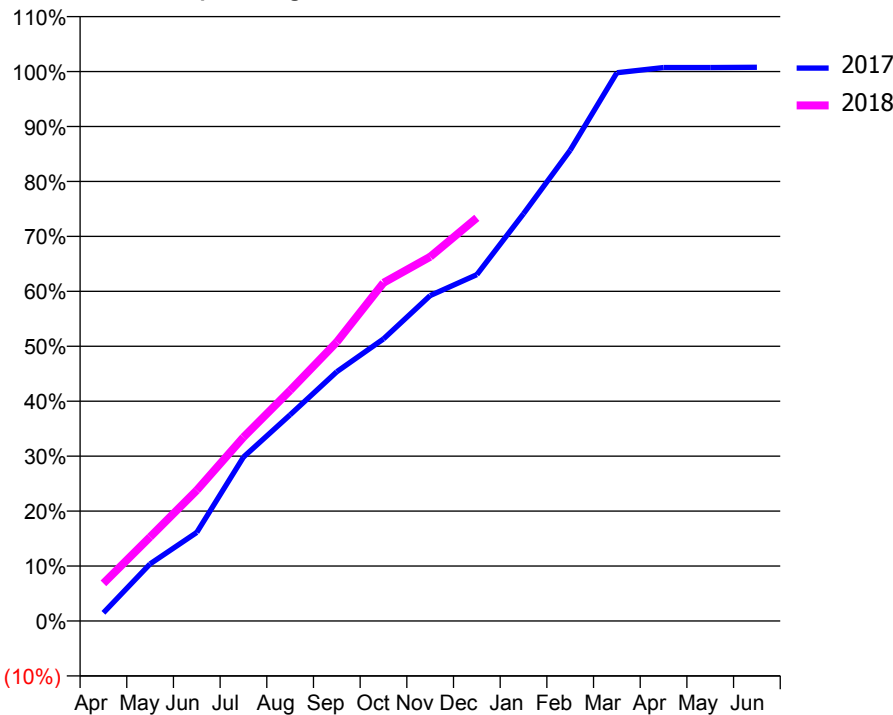
ACCESS*

Patients seen in 24 months	Total	Change since previous quarter
Quarter ending December 2016	2,177	
Quarter ending March 2017	2,418	↑
Quarter ending June 2017	2,531	↑
Quarter ending September 2017	2,577	→
Quarter ending December 2017	2,628	→
Variance since December 2016	20.7%	↑



ACTIVITY

Cumulative percentage of contracted UDA delivered 2017 & 2018



Month	Adjusted Scheduled Activity (UDA)	
	2017	2018
April	105	480
May	727	1,071
June	1,130	1,665
July	2,088	2,341
August	2,627	2,938
September	3,176	3,555
October	3,593	4,308
November	4,146	4,639
December	4,412	5,137
January	5,188	
February	5,998	
March	6,984	
April	7,051	
May	7,051	
June	7,055	

QUALITY

	Quantity	Base Number	Contract	AT	Region	England
% of FP17s for the same patient ID Re-attending within 3 months - Children	91	760	12.0%	11.0%	11.8%	12.0%
% of FP17s for the same patient ID Re-attending within 3 months - Adults	356	1,713	20.8%	14.5%	15.3%	15.9%
% of FP17s for the same patient ID Re-attending between 3 & 9 months - Children	342	760	45.0%	56.7%	59.1%	58.0%
% of FP17s for the same patient ID Re-attending between 3 & 9 months - Adults	637	1,713	37.2%	48.2%	51.5%	50.5%
% of FP17s for Band 1 Urgent Courses	325	2,427	13.4%	8.6%	8.0%	9.0%
% of FP17s Relating to Free Repair or Replacements	0	2,427	0.0%	0.7%	0.8%	0.8%
% of FP17s Relating to Continuations	15	2,427	0.6%	0.9%	1.1%	1.1%
% of Patients satisfied with the dentistry they have received	2	2	N/A	91.1%	91.6%	91.5%
% of Patients satisfied with the time they had to wait for an appointment	2	2	N/A	86.8%	88.3%	87.9%

* This is based on patients treated on this contract for their most recent course of treatment. Figures in italics indicate the base number of FP17s or Patient Questionnaire responses are less than 100. N/A is shown where the base number of responses is less than 10 during the period. % is calculated as Quantity/Base number*100

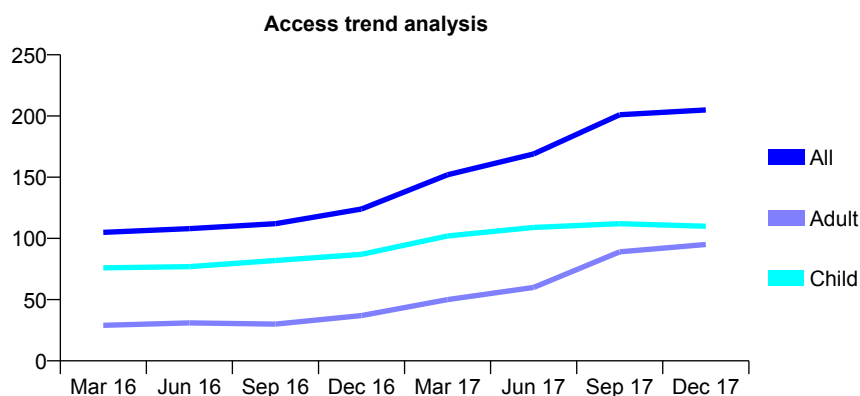
Q58 - Vital Signs At a Glance Contract Report for 360597/0001 - December 2017

Name or company name	MRS N VASFI
Contract type name	GDS Contract
Purpose of contract	General
Contract start date	01/03/2009
Contract end date	

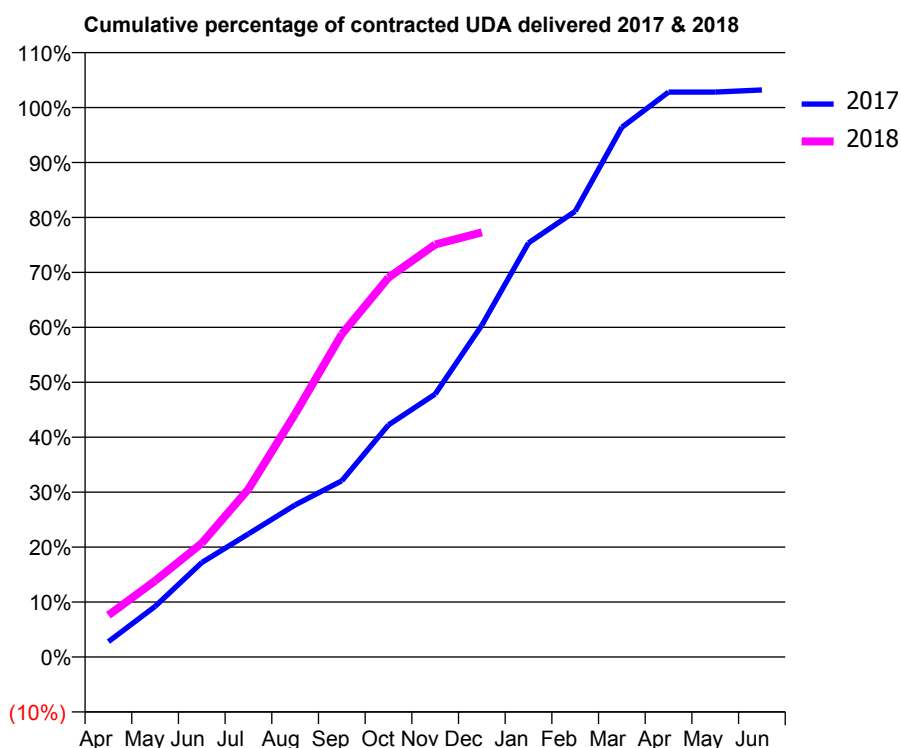
17/18 Contracted general activity (UDA)	500
Carry forward general activity (UDA)	-5
17/18 Contracted orthodontic activity (UOA)	0
Carry forward orthodontic activity (UOA)	0
Baseline contract value	£11,731.22

ACCESS*

Patients seen in 24 months	Total	Change since previous quarter
Quarter ending December 2016	124	
Quarter ending March 2017	152	↑
Quarter ending June 2017	169	↑
Quarter ending September 2017	201	↑
Quarter ending December 2017	205	→
Variance since December 2016	65.3%	↑



ACTIVITY



Month	Adjusted Scheduled Activity (UDA)	
	2017	2018
April	7	38
May	23	69
June	43	104
July	56	153
August	69	221
September	80	294
October	106	345
November	120	375
December	151	386
January	188	
February	203	
March	241	
April	257	
May	257	
June	258	

QUALITY

	Quantity	Base Number	Contract	AT	Region	England
% of FP17s for the same patient ID Re-attending within 3 months - Children	13	125	10.4%	11.0%	11.8%	12.0%
% of FP17s for the same patient ID Re-attending within 3 months - Adults	12	93	12.9%	14.5%	15.3%	15.9%
% of FP17s for the same patient ID Re-attending between 3 & 9 months - Children	51	125	40.8%	56.7%	59.1%	58.0%
% of FP17s for the same patient ID Re-attending between 3 & 9 months - Adults	19	93	20.4%	48.2%	51.5%	50.5%
% of FP17s for Band 1 Urgent Courses	17	205	8.3%	8.6%	8.0%	9.0%
% of FP17s Relating to Free Repair or Replacements	0	205	0.0%	0.7%	0.8%	0.8%
% of FP17s Relating to Continuations	0	205	0.0%	0.9%	1.1%	1.1%
% of Patients satisfied with the dentistry they have received	0	0	N/A	91.1%	91.6%	91.5%
% of Patients satisfied with the time they had to wait for an appointment	0	0	N/A	86.8%	88.3%	87.9%

* This is based on patients treated on this contract for their most recent course of treatment. Figures in italics indicate the base number of FP17s or Patient Questionnaire responses are less than 100. N/A is shown where the base number of responses is less than 10 during the period. % is calculated as Quantity/Base number*100

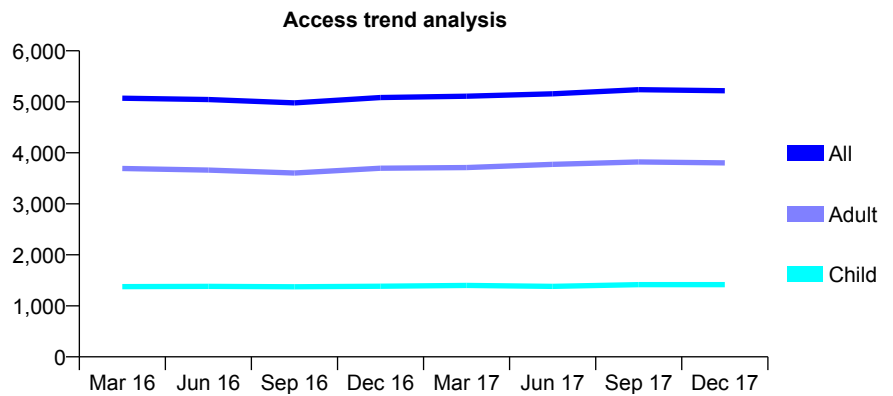
Q58 - Vital Signs At a Glance Contract Report for 360961/0001 - December 2017

Name or company name	MR V SHAH
Contract type name	GDS Contract
Purpose of contract	General
Contract start date	01/01/2010
Contract end date	

17/18 Contracted general activity (UDA)	12,725
Carry forward general activity (UDA)	226
17/18 Contracted orthodontic activity (UOA)	0
Carry forward orthodontic activity (UOA)	0
Baseline contract value	£462,721.06

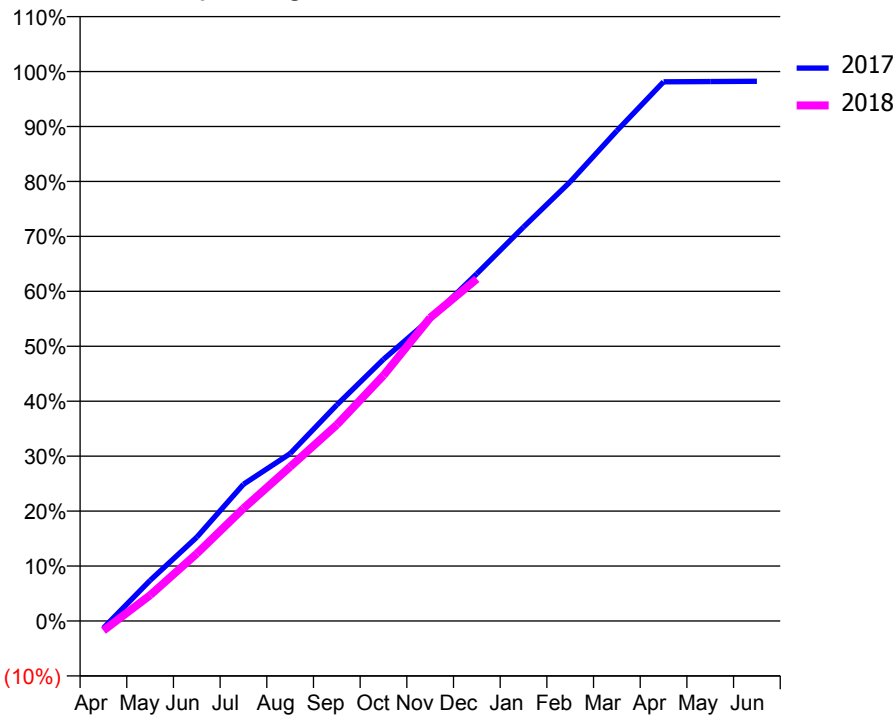
ACCESS*

Patients seen in 24 months	Total	Change since previous quarter
Quarter ending December 2016	5,084	
Quarter ending March 2017	5,110	→
Quarter ending June 2017	5,156	→
Quarter ending September 2017	5,237	→
Quarter ending December 2017	5,218	→
Variance since December 2016	2.6%	↑



ACTIVITY

Cumulative percentage of contracted UDA delivered 2017 & 2018



Month	Adjusted Scheduled Activity (UDA)	
	2017	2018
April	-166	-223
May	940	598
June	1,940	1,560
July	3,168	2,607
August	3,876	3,571
September	5,003	4,544
October	6,060	5,685
November	6,994	7,025
December	8,041	7,923
January	9,125	
February	10,170	
March	11,353	
April	12,487	
May	12,491	
June	12,499	

QUALITY

	Quantity	Base Number	Contract	AT	Region	England
% of FP17s for the same patient ID Re-attending within 3 months - Children	74	1,533	4.8%	11.0%	11.8%	12.0%
% of FP17s for the same patient ID Re-attending within 3 months - Adults	576	3,955	14.6%	14.5%	15.3%	15.9%
% of FP17s for the same patient ID Re-attending between 3 & 9 months - Children	967	1,533	63.1%	56.7%	59.1%	58.0%
% of FP17s for the same patient ID Re-attending between 3 & 9 months - Adults	2,094	3,955	52.9%	48.2%	51.5%	50.5%
% of FP17s for Band 1 Urgent Courses	223	4,432	5.0%	8.6%	8.0%	9.0%
% of FP17s Relating to Free Repair or Replacements	30	4,432	0.7%	0.7%	0.8%	0.8%
% of FP17s Relating to Continuations	87	4,432	2.0%	0.9%	1.1%	1.1%
% of Patients satisfied with the dentistry they have received	2	2	N/A	91.1%	91.6%	91.5%
% of Patients satisfied with the time they had to wait for an appointment	2	2	N/A	86.8%	88.3%	87.9%

* This is based on patients treated on this contract for their most recent course of treatment. Figures in italics indicate the base number of FP17s or Patient Questionnaire responses are less than 100. N/A is shown where the base number of responses is less than 10 during the period. % is calculated as Quantity/Base number*100

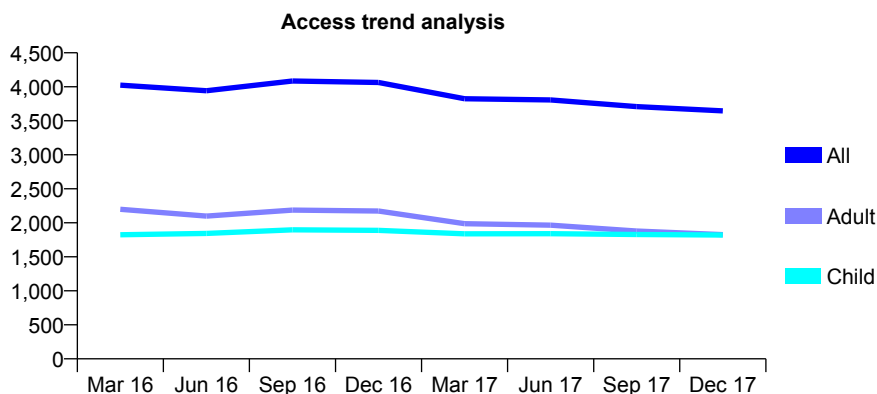
Q58 - Vital Signs At a Glance Contract Report for 363456/0001 - December 2017

Name or company name	Ballard & Tucker
Contract type name	GDS Contract
Purpose of contract	General
Contract start date	01/04/2006
Contract end date	

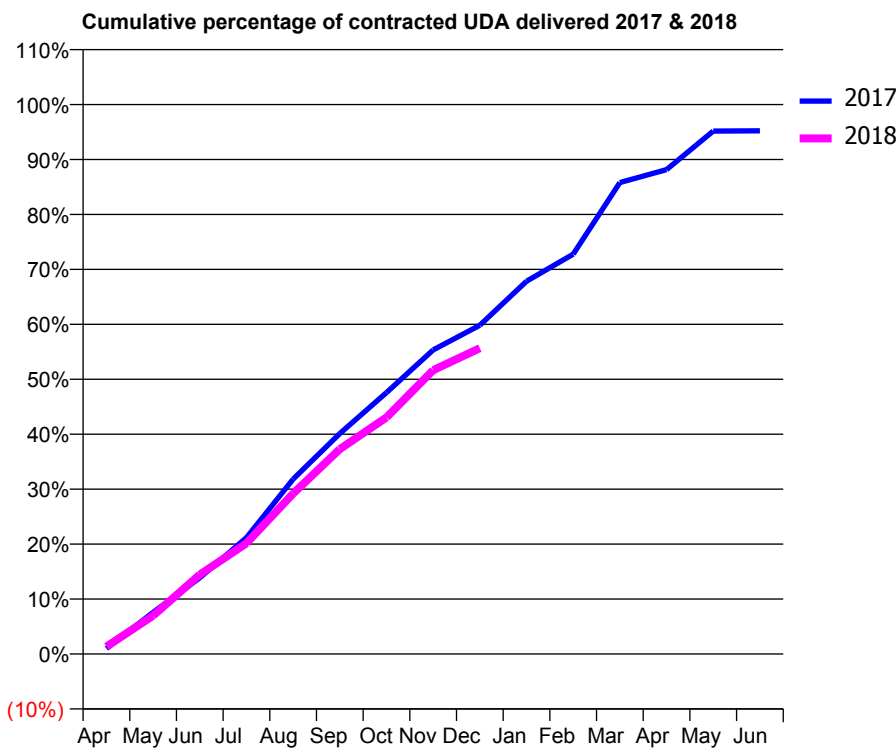
17/18 Contracted general activity (UDA)	8,899
Carry forward general activity (UDA)	0
17/18 Contracted orthodontic activity (UOA)	0
Carry forward orthodontic activity (UOA)	0
Baseline contract value	£203,821.33

ACCESS*

Patients seen in 24 months	Total	Change since previous quarter
Quarter ending December 2016	4,063	
Quarter ending March 2017	3,825	↓
Quarter ending June 2017	3,806	→
Quarter ending September 2017	3,708	↓
Quarter ending December 2017	3,646	↓
Variance since December 2016	(10.3%)	↓



ACTIVITY



Month	Adjusted Scheduled Activity (UDA)	
	2017	2018
April	90	121
May	674	622
June	1,234	1,286
July	1,884	1,794
August	2,832	2,599
September	3,572	3,319
October	4,233	3,832
November	4,925	4,597
December	5,324	4,953
January	6,037	
February	6,476	
March	7,634	
April	7,845	
May	8,469	
June	8,472	

QUALITY

	Quantity	Base Number	Contract	AT	Region	England
% of FP17s for the same patient ID Re-attending within 3 months - Children	150	2,090	7.2%	11.0%	11.8%	12.0%
% of FP17s for the same patient ID Re-attending within 3 months - Adults	150	1,176	12.8%	14.5%	15.3%	15.9%
% of FP17s for the same patient ID Re-attending between 3 & 9 months - Children	1,256	2,090	60.1%	56.7%	59.1%	58.0%
% of FP17s for the same patient ID Re-attending between 3 & 9 months - Adults	549	1,176	46.7%	48.2%	51.5%	50.5%
% of FP17s for Band 1 Urgent Courses	185	2,848	6.5%	8.6%	8.0%	9.0%
% of FP17s Relating to Free Repair or Replacements	2	2,848	0.1%	0.7%	0.8%	0.8%
% of FP17s Relating to Continuations	5	2,848	0.2%	0.9%	1.1%	1.1%
% of Patients satisfied with the dentistry they have received	2	3	N/A	91.1%	91.6%	91.5%
% of Patients satisfied with the time they had to wait for an appointment	3	3	N/A	86.8%	88.3%	87.9%

* This is based on patients treated on this contract for their most recent course of treatment. Figures in italics indicate the base number of FP17s or Patient Questionnaire responses are less than 100. N/A is shown where the base number of responses is less than 10 during the period. % is calculated as Quantity/Base number*100

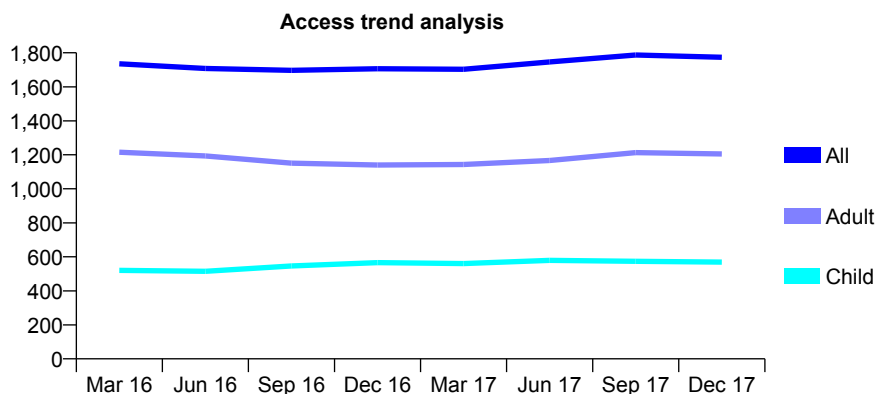
Q58 - Vital Signs At a Glance Contract Report for 366080/0001 - December 2017

Name or company name	MR R KENANI
Contract type name	GDS Contract
Purpose of contract	General
Contract start date	05/12/2009
Contract end date	

17/18 Contracted general activity (UDA)	5,473
Carry forward general activity (UDA)	-109
17/18 Contracted orthodontic activity (UOA)	0
Carry forward orthodontic activity (UOA)	0
Baseline contract value	£182,608.48

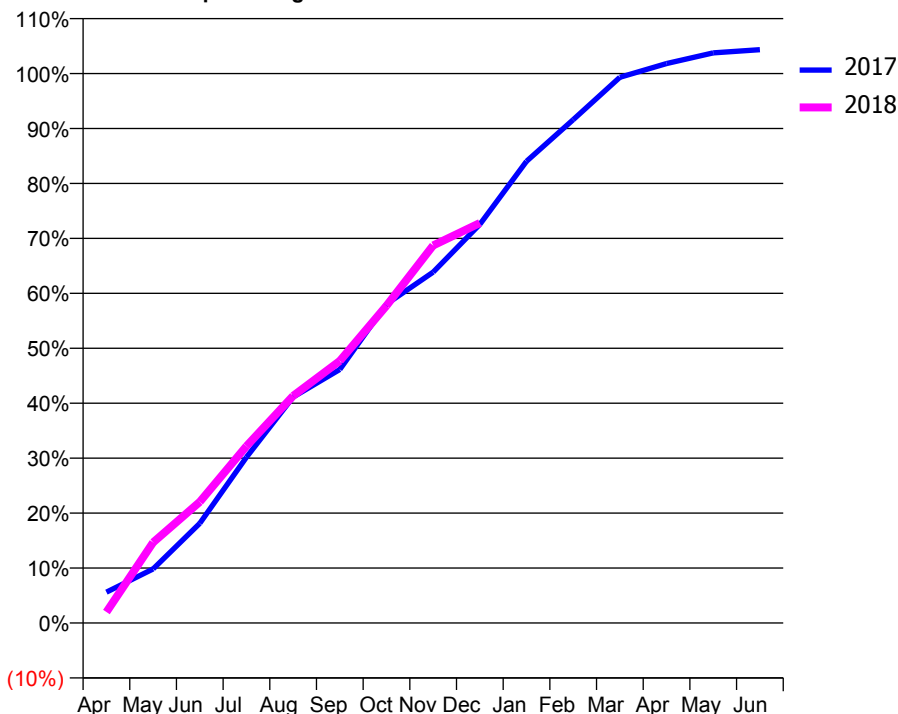
ACCESS*

Patients seen in 24 months	Total	Change since previous quarter
Quarter ending December 2016	1,706	
Quarter ending March 2017	1,703	→
Quarter ending June 2017	1,746	↑
Quarter ending September 2017	1,787	↑
Quarter ending December 2017	1,774	→
Variance since December 2016	4.0%	↑



ACTIVITY

Cumulative percentage of contracted UDA delivered 2017 & 2018



Month	Adjusted Scheduled Activity (UDA)	
	2017	2018
April	307	109
May	539	803
June	993	1,207
July	1,651	1,761
August	2,251	2,263
September	2,526	2,610
October	3,177	3,161
November	3,494	3,760
December	3,970	3,984
January	4,599	
February	5,013	
March	5,436	
April	5,572	
May	5,678	
June	5,710	

QUALITY

	Quantity	Base Number	Contract	AT	Region	England
% of FP17s for the same patient ID Re-attending within 3 months - Children	101	738	13.7%	11.0%	11.8%	12.0%
% of FP17s for the same patient ID Re-attending within 3 months - Adults	180	1,136	15.8%	14.5%	15.3%	15.9%
% of FP17s for the same patient ID Re-attending between 3 & 9 months - Children	419	738	56.8%	56.7%	59.1%	58.0%
% of FP17s for the same patient ID Re-attending between 3 & 9 months - Adults	533	1,136	46.9%	48.2%	51.5%	50.5%
% of FP17s for Band 1 Urgent Courses	220	1,760	12.5%	8.6%	8.0%	9.0%
% of FP17s Relating to Free Repair or Replacements	6	1,760	0.3%	0.7%	0.8%	0.8%
% of FP17s Relating to Continuations	3	1,760	0.2%	0.9%	1.1%	1.1%
% of Patients satisfied with the dentistry they have received	0	0	N/A	91.1%	91.6%	91.5%
% of Patients satisfied with the time they had to wait for an appointment	0	0	N/A	86.8%	88.3%	87.9%

* This is based on patients treated on this contract for their most recent course of treatment. Figures in italics indicate the base number of FP17s or Patient Questionnaire responses are less than 100. N/A is shown where the base number of responses is less than 10 during the period. % is calculated as Quantity/Base number*100

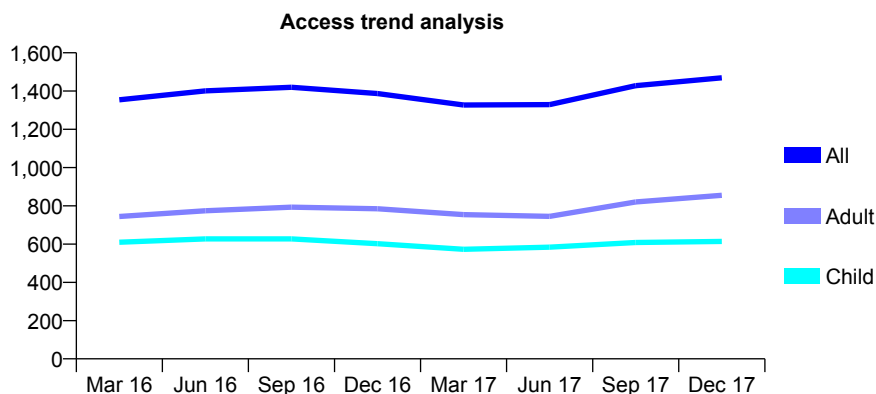
Q58 - Vital Signs At a Glance Contract Report for 395404/0002 - December 2017

Name or company name	Milton Keynes Dental Clinic
Contract type name	GDS Contract
Purpose of contract	General
Contract start date	01/04/2006
Contract end date	

17/18 Contracted general activity (UDA)	3,000
Carry forward general activity (UDA)	-1
17/18 Contracted orthodontic activity (UOA)	0
Carry forward orthodontic activity (UOA)	0
Baseline contract value	£66,640.93

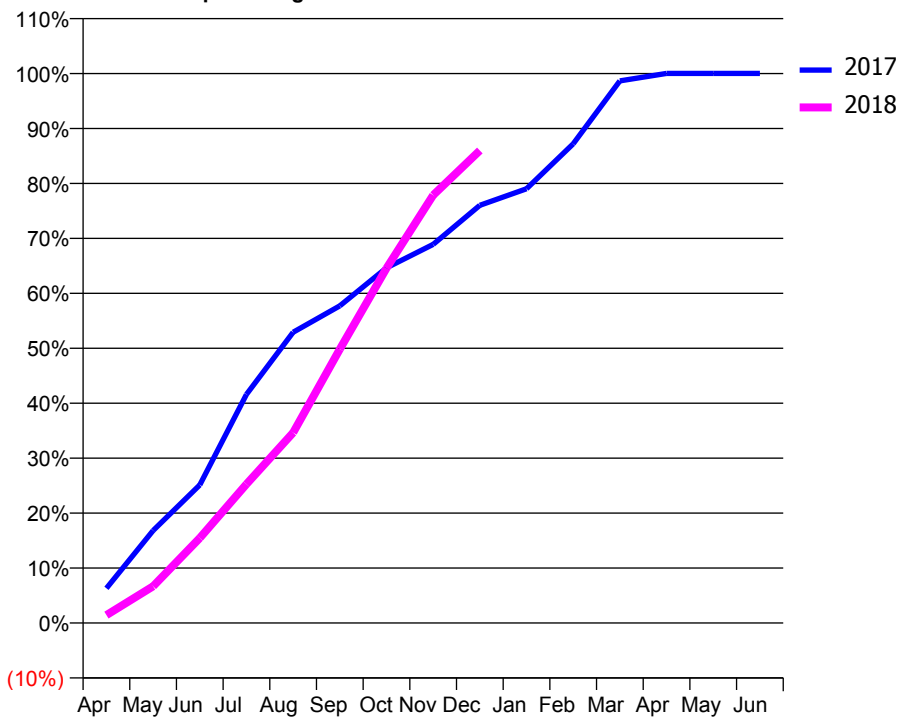
ACCESS*

Patients seen in 24 months	Total	Change since previous quarter
Quarter ending December 2016	1,387	
Quarter ending March 2017	1,327	↓
Quarter ending June 2017	1,329	→
Quarter ending September 2017	1,428	↑
Quarter ending December 2017	1,469	↑
Variance since December 2016	5.9%	↑



ACTIVITY

Cumulative percentage of contracted UDA delivered 2017 & 2018



Month	Adjusted Scheduled Activity (UDA)	
	2017	2018
April	189	43
May	505	200
June	754	464
July	1,248	758
August	1,587	1,039
September	1,732	1,495
October	1,939	1,937
November	2,067	2,336
December	2,281	2,580
January	2,371	
February	2,616	
March	2,960	
April	3,001	
May	3,001	
June	3,001	

QUALITY

	Quantity	Base Number	Contract	AT	Region	England
% of FP17s for the same patient ID Re-attending within 3 months - Children	37	580	6.4%	11.0%	11.8%	12.0%
% of FP17s for the same patient ID Re-attending within 3 months - Adults	152	808	18.8%	14.5%	15.3%	15.9%
% of FP17s for the same patient ID Re-attending between 3 & 9 months - Children	145	580	25.0%	56.7%	59.1%	58.0%
% of FP17s for the same patient ID Re-attending between 3 & 9 months - Adults	191	808	23.6%	48.2%	51.5%	50.5%
% of FP17s for Band 1 Urgent Courses	243	1,365	17.8%	8.6%	8.0%	9.0%
% of FP17s Relating to Free Repair or Replacements	3	1,365	0.2%	0.7%	0.8%	0.8%
% of FP17s Relating to Continuations	2	1,365	0.1%	0.9%	1.1%	1.1%
% of Patients satisfied with the dentistry they have received	1	1	N/A	91.1%	91.6%	91.5%
% of Patients satisfied with the time they had to wait for an appointment	1	1	N/A	86.8%	88.3%	87.9%

* This is based on patients treated on this contract for their most recent course of treatment. Figures in italics indicate the base number of FP17s or Patient Questionnaire responses are less than 100. N/A is shown where the base number of responses is less than 10 during the period. % is calculated as Quantity/Base number*100

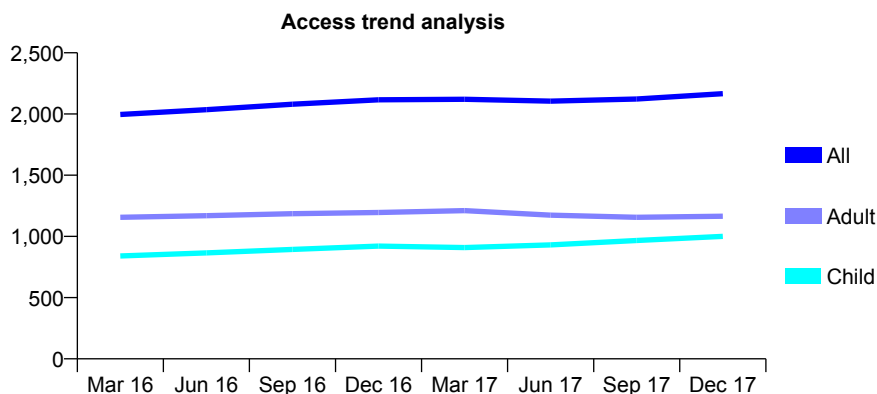
Q58 - Vital Signs At a Glance Contract Report for 558265/0002 - December 2017

Name or company name	Reena Parmar
Contract type name	GDS Contract
Purpose of contract	General
Contract start date	06/01/2007
Contract end date	

17/18 Contracted general activity (UDA)	5,896
Carry forward general activity (UDA)	-118
17/18 Contracted orthodontic activity (UOA)	0
Carry forward orthodontic activity (UOA)	0
Baseline contract value	£163,924.92

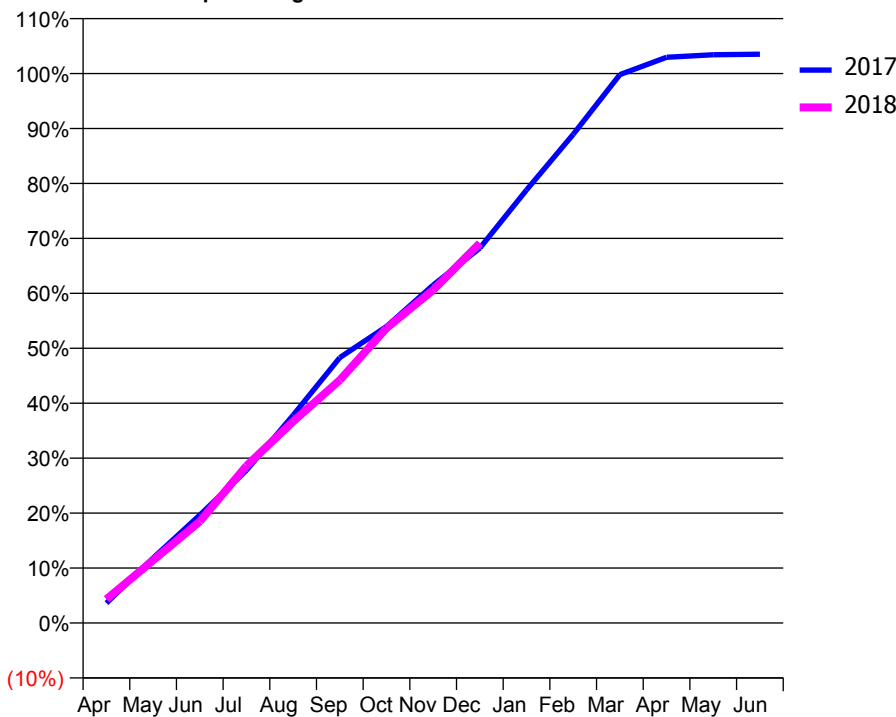
ACCESS*

Patients seen in 24 months	Total	Change since previous quarter
Quarter ending December 2016	2,116	
Quarter ending March 2017	2,120	→
Quarter ending June 2017	2,105	→
Quarter ending September 2017	2,123	→
Quarter ending December 2017	2,166	↑
Variance since December 2016	2.4%	↑



ACTIVITY

Cumulative percentage of contracted UDA delivered 2017 & 2018



Month	Adjusted Scheduled Activity (UDA)	
	2017	2018
April	214	256
May	697	673
June	1,158	1,089
July	1,640	1,686
August	2,230	2,162
September	2,848	2,607
October	3,182	3,165
November	3,626	3,574
December	4,022	4,076
January	4,647	
February	5,243	
March	5,884	
April	6,070	
May	6,097	
June	6,102	

QUALITY

	Quantity	Base Number	Contract	AT	Region	England
% of FP17s for the same patient ID Re-attending within 3 months - Children	39	891	4.4%	11.0%	11.8%	12.0%
% of FP17s for the same patient ID Re-attending within 3 months - Adults	113	825	13.7%	14.5%	15.3%	15.9%
% of FP17s for the same patient ID Re-attending between 3 & 9 months - Children	364	891	40.9%	56.7%	59.1%	58.0%
% of FP17s for the same patient ID Re-attending between 3 & 9 months - Adults	291	825	35.3%	48.2%	51.5%	50.5%
% of FP17s for Band 1 Urgent Courses	152	1,632	9.3%	8.6%	8.0%	9.0%
% of FP17s Relating to Free Repair or Replacements	14	1,632	0.9%	0.7%	0.8%	0.8%
% of FP17s Relating to Continuations	8	1,632	0.5%	0.9%	1.1%	1.1%
% of Patients satisfied with the dentistry they have received	1	1	N/A	91.1%	91.6%	91.5%
% of Patients satisfied with the time they had to wait for an appointment	1	1	N/A	86.8%	88.3%	87.9%

* This is based on patients treated on this contract for their most recent course of treatment. Figures in italics indicate the base number of FP17s or Patient Questionnaire responses are less than 100. N/A is shown where the base number of responses is less than 10 during the period. % is calculated as Quantity/Base number*100

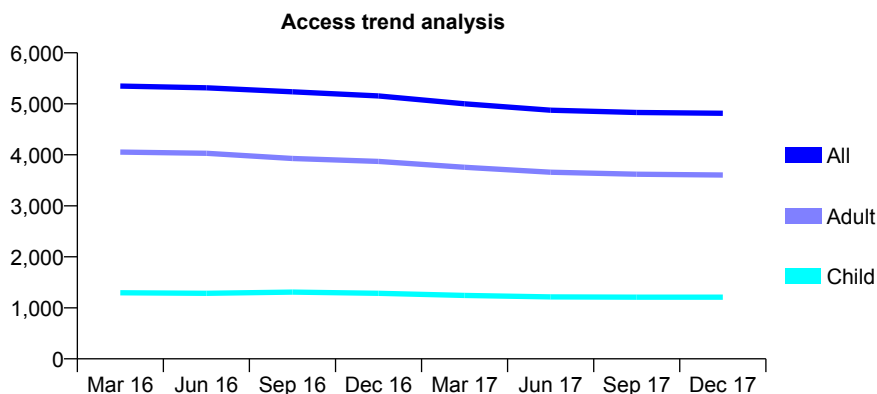
Q58 - Vital Signs At a Glance Contract Report for 558850/0002 - December 2017

Name or company name	MR PG PATEL
Contract type name	GDS Contract
Purpose of contract	General
Contract start date	08/01/2010
Contract end date	

17/18 Contracted general activity (UDA)	12,296
Carry forward general activity (UDA)	-246
17/18 Contracted orthodontic activity (UOA)	0
Carry forward orthodontic activity (UOA)	0
Baseline contract value	£316,744.02

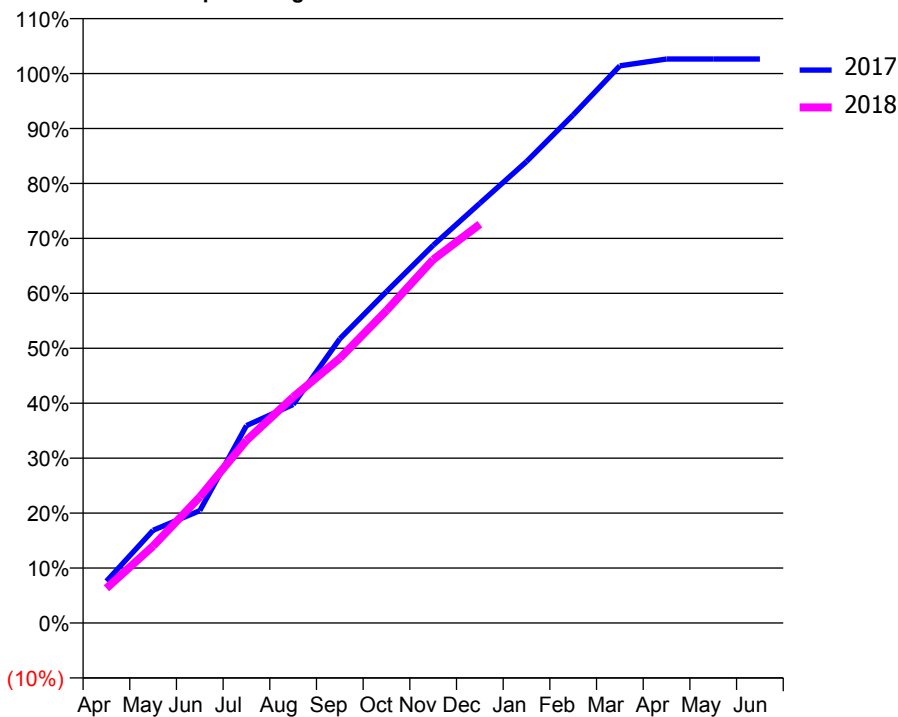
ACCESS*

Patients seen in 24 months	Total	Change since previous quarter
Quarter ending December 2016	5,155	
Quarter ending March 2017	4,999	↓
Quarter ending June 2017	4,874	↓
Quarter ending September 2017	4,829	→
Quarter ending December 2017	4,814	→
Variance since December 2016	(6.6%)	↓



ACTIVITY

Cumulative percentage of contracted UDA delivered 2017 & 2018



QUALITY

	Quantity	Base Number	Contract	AT	Region	England
% of FP17s for the same patient ID Re-attending within 3 months - Children	31	1,025	3.0%	11.0%	11.8%	12.0%
% of FP17s for the same patient ID Re-attending within 3 months - Adults	320	3,018	10.6%	14.5%	15.3%	15.9%
% of FP17s for the same patient ID Re-attending between 3 & 9 months - Children	440	1,025	42.9%	56.7%	59.1%	58.0%
% of FP17s for the same patient ID Re-attending between 3 & 9 months - Adults	1,219	3,018	40.4%	48.2%	51.5%	50.5%
% of FP17s for Band 1 Urgent Courses	185	3,967	4.7%	8.6%	8.0%	9.0%
% of FP17s Relating to Free Repair or Replacements	10	3,967	0.3%	0.7%	0.8%	0.8%
% of FP17s Relating to Continuations	52	3,967	1.3%	0.9%	1.1%	1.1%
% of Patients satisfied with the dentistry they have received	4	4	N/A	91.1%	91.6%	91.5%
% of Patients satisfied with the time they had to wait for an appointment	4	4	N/A	86.8%	88.3%	87.9%

* This is based on patients treated on this contract for their most recent course of treatment. Figures in italics indicate the base number of FP17s or Patient Questionnaire responses are less than 100. N/A is shown where the base number of responses is less than 10 during the period. % is calculated as Quantity/Base number*100

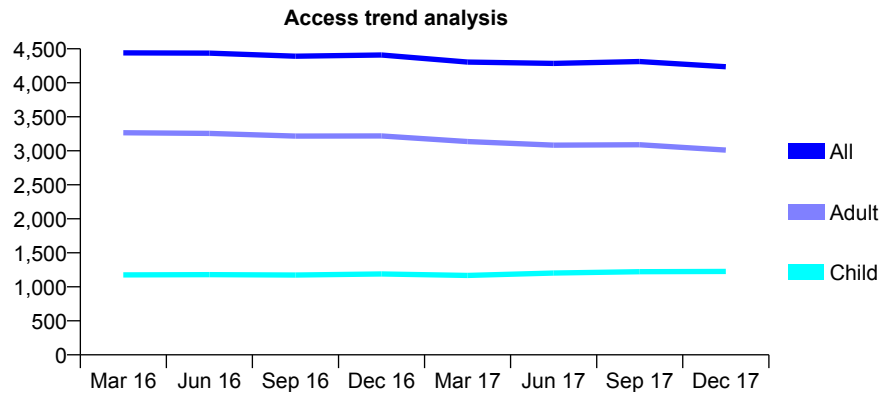
Q58 - Vital Signs At a Glance Contract Report for 570230/0001 - December 2017

Name or company name	MR RM ALLEN
Contract type name	GDS Contract
Purpose of contract	General
Contract start date	01/04/2006
Contract end date	

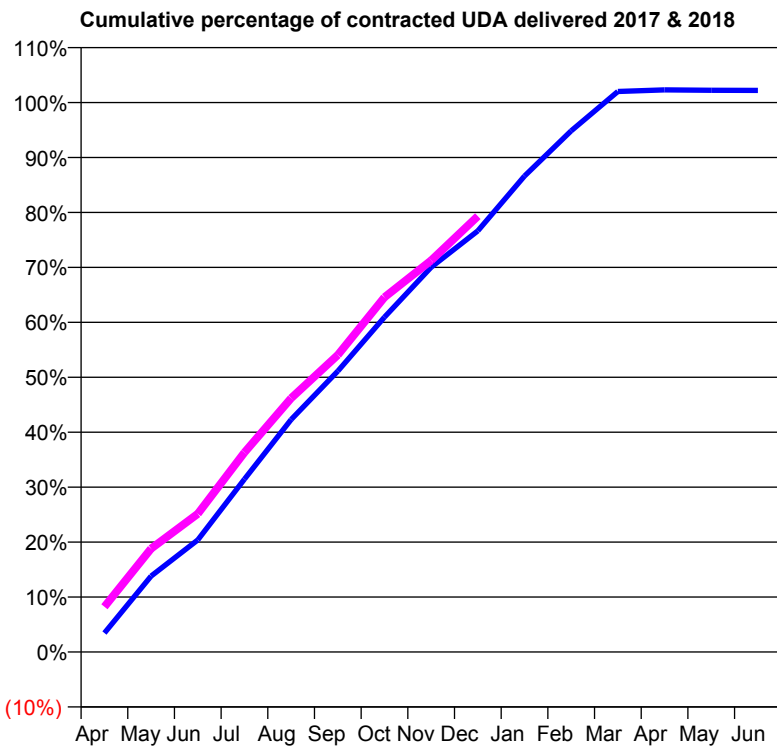
17/18 Contracted general activity (UDA)	10,000
Carry forward general activity (UDA)	-200
17/18 Contracted orthodontic activity (UOA)	0
Carry forward orthodontic activity (UOA)	0
Baseline contract value	£350,539.00

ACCESS*

Patients seen in 24 months	Total	Change since previous quarter
Quarter ending December 2016	4,408	
Quarter ending March 2017	4,304	↓
Quarter ending June 2017	4,286	→
Quarter ending September 2017	4,312	→
Quarter ending December 2017	4,236	↓
Variance since December 2016	(3.9%)	↓



ACTIVITY



Month	Adjusted Scheduled Activity (UDA)	
	2017	2018
April	345	823
May	1,383	1,881
June	2,039	2,516
July	3,145	3,631
August	4,231	4,619
September	5,111	5,405
October	6,094	6,457
November	7,002	7,127
December	7,665	7,931
January	8,662	
February	9,485	
March	10,200	
April	10,229	
May	10,224	
June	10,221	

QUALITY

	Quantity	Base Number	Contract	AT	Region	England
% of FP17s for the same patient ID Re-attending within 3 months - Children	40	1,265	3.2%	11.0%	11.8%	12.0%
% of FP17s for the same patient ID Re-attending within 3 months - Adults	165	2,192	7.5%	14.5%	15.3%	15.9%
% of FP17s for the same patient ID Re-attending between 3 & 9 months - Children	785	1,265	62.1%	56.7%	59.1%	58.0%
% of FP17s for the same patient ID Re-attending between 3 & 9 months - Adults	946	2,192	43.2%	48.2%	51.5%	50.5%
% of FP17s for Band 1 Urgent Courses	252	3,448	7.3%	8.6%	8.0%	9.0%
% of FP17s Relating to Free Repair or Replacements	20	3,448	0.6%	0.7%	0.8%	0.8%
% of FP17s Relating to Continuations	1	3,448	0.0%	0.9%	1.1%	1.1%
% of Patients satisfied with the dentistry they have received	5	6	N/A	91.1%	91.6%	91.5%
% of Patients satisfied with the time they had to wait for an appointment	4	6	N/A	86.8%	88.3%	87.9%

* This is based on patients treated on this contract for their most recent course of treatment. Figures in italics indicate the base number of FP17s or Patient Questionnaire responses are less than 100. N/A is shown where the base number of responses is less than 10 during the period. % is calculated as Quantity/Base number*100

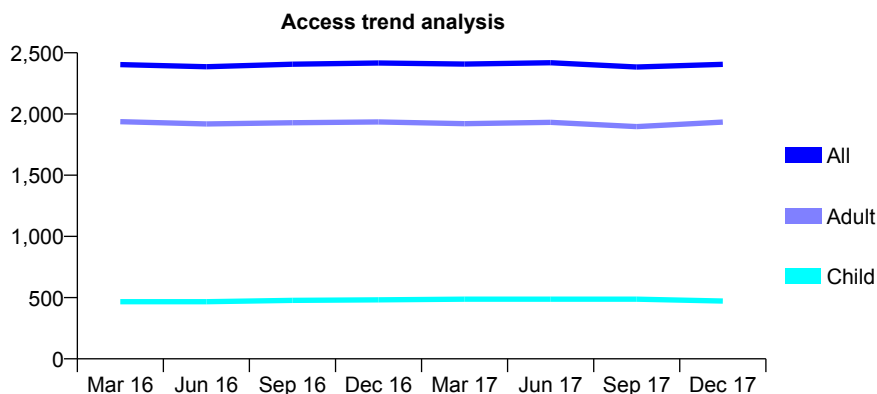
Q58 - Vital Signs At a Glance Contract Report for 570540/0001 - December 2017

Name or company name	Noorali Bhatia and Riyaz Abdur Rasul Pradh...
Contract type name	GDS Contract
Purpose of contract	General
Contract start date	01/04/2006
Contract end date	

17/18 Contracted general activity (UDA)	7,430
Carry forward general activity (UDA)	-117
17/18 Contracted orthodontic activity (UOA)	0
Carry forward orthodontic activity (UOA)	0
Baseline contract value	£206,969.17

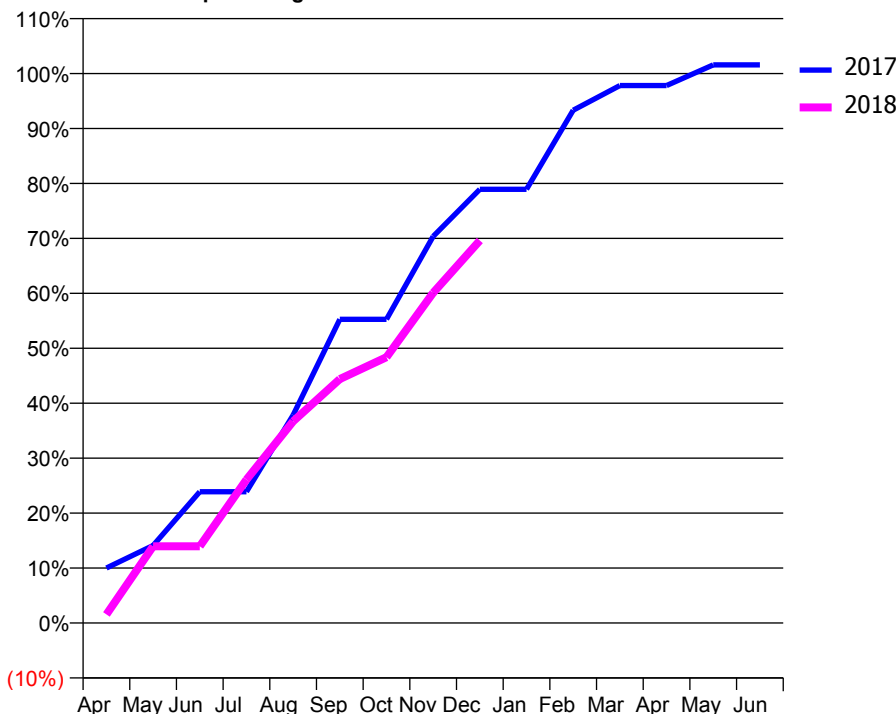
ACCESS*

Patients seen in 24 months	Total	Change since previous quarter
Quarter ending December 2016	2,417	
Quarter ending March 2017	2,408	→
Quarter ending June 2017	2,419	→
Quarter ending September 2017	2,384	↓
Quarter ending December 2017	2,406	→
Variance since December 2016	(0.5%)	→



ACTIVITY

Cumulative percentage of contracted UDA delivered 2017 & 2018



Month	Adjusted Scheduled Activity (UDA)	
	2017	2018
April	744	117
May	1,049	1,038
June	1,776	1,038
July	1,776	1,940
August	2,812	2,727
September	4,106	3,298
October	4,106	3,594
November	5,228	4,466
December	5,865	5,173
January	5,865	
February	6,934	
March	7,268	
April	7,268	
May	7,547	
June	7,547	

QUALITY

	Quantity	Base Number	Contract	AT	Region	England
% of FP17s for the same patient ID Re-attending within 3 months - Children	16	429	3.7%	11.0%	11.8%	12.0%
% of FP17s for the same patient ID Re-attending within 3 months - Adults	116	1,651	7.0%	14.5%	15.3%	15.9%
% of FP17s for the same patient ID Re-attending between 3 & 9 months - Children	177	429	41.3%	56.7%	59.1%	58.0%
% of FP17s for the same patient ID Re-attending between 3 & 9 months - Adults	665	1,651	40.3%	48.2%	51.5%	50.5%
% of FP17s for Band 1 Urgent Courses	98	1,974	5.0%	8.6%	8.0%	9.0%
% of FP17s Relating to Free Repair or Replacements	20	1,974	1.0%	0.7%	0.8%	0.8%
% of FP17s Relating to Continuations	27	1,974	1.4%	0.9%	1.1%	1.1%
% of Patients satisfied with the dentistry they have received	4	4	N/A	91.1%	91.6%	91.5%
% of Patients satisfied with the time they had to wait for an appointment	4	4	N/A	86.8%	88.3%	87.9%

* This is based on patients treated on this contract for their most recent course of treatment. Figures in italics indicate the base number of FP17s or Patient Questionnaire responses are less than 100. N/A is shown where the base number of responses is less than 10 during the period. % is calculated as Quantity/Base number*100

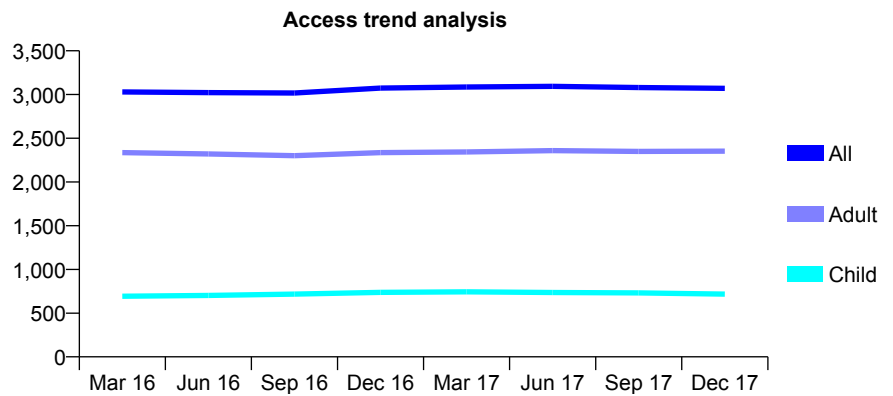
Q58 - Vital Signs At a Glance Contract Report for 572225/0001 - December 2017

Name or company name	MR CK DE BONO
Contract type name	GDS Contract
Purpose of contract	General
Contract start date	01/04/2006
Contract end date	

17/18 Contracted general activity (UDA)	8,383
Carry forward general activity (UDA)	29
17/18 Contracted orthodontic activity (UOA)	0
Carry forward orthodontic activity (UOA)	0
Baseline contract value	£258,563.91

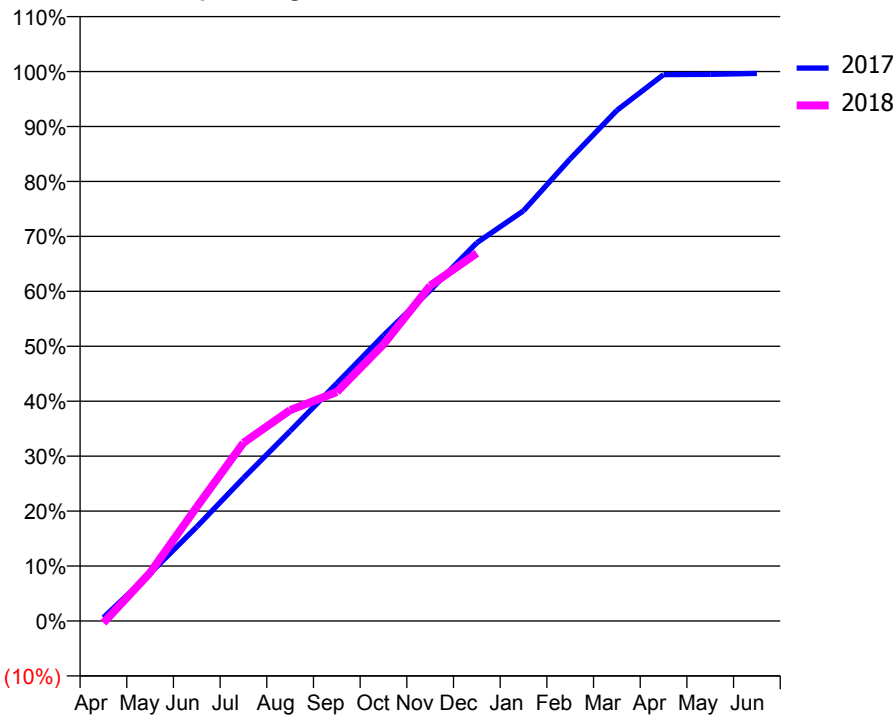
ACCESS*

Patients seen in 24 months	Total	Change since previous quarter
Quarter ending December 2016	3,073	
Quarter ending March 2017	3,086	→
Quarter ending June 2017	3,094	→
Quarter ending September 2017	3,080	→
Quarter ending December 2017	3,070	→
Variance since December 2016	(0.1%)	→



ACTIVITY

Cumulative percentage of contracted UDA delivered 2017 & 2018



Month	Adjusted Scheduled Activity (UDA)	
	2017	2018
April	51	-29
May	728	737
June	1,437	1,740
July	2,183	2,718
August	2,898	3,217
September	3,627	3,493
October	4,356	4,220
November	5,045	5,116
December	5,770	5,611
January	6,259	
February	7,050	
March	7,790	
April	8,336	
May	8,339	
June	8,353	

QUALITY

	Quantity	Base Number	Contract	AT	Region	England
% of FP17s for the same patient ID Re-attending within 3 months - Children	26	801	3.2%	11.0%	11.8%	12.0%
% of FP17s for the same patient ID Re-attending within 3 months - Adults	156	1,958	8.0%	14.5%	15.3%	15.9%
% of FP17s for the same patient ID Re-attending between 3 & 9 months - Children	486	801	60.7%	56.7%	59.1%	58.0%
% of FP17s for the same patient ID Re-attending between 3 & 9 months - Adults	1,021	1,958	52.1%	48.2%	51.5%	50.5%
% of FP17s for Band 1 Urgent Courses	0	2,462	0.0%	8.6%	8.0%	9.0%
% of FP17s Relating to Free Repair or Replacements	0	2,462	0.0%	0.7%	0.8%	0.8%
% of FP17s Relating to Continuations	14	2,462	0.6%	0.9%	1.1%	1.1%
% of Patients satisfied with the dentistry they have received	6	6	N/A	91.1%	91.6%	91.5%
% of Patients satisfied with the time they had to wait for an appointment	5	6	N/A	86.8%	88.3%	87.9%

* This is based on patients treated on this contract for their most recent course of treatment. Figures in italics indicate the base number of FP17s or Patient Questionnaire responses are less than 100. N/A is shown where the base number of responses is less than 10 during the period. % is calculated as Quantity/Base number*100

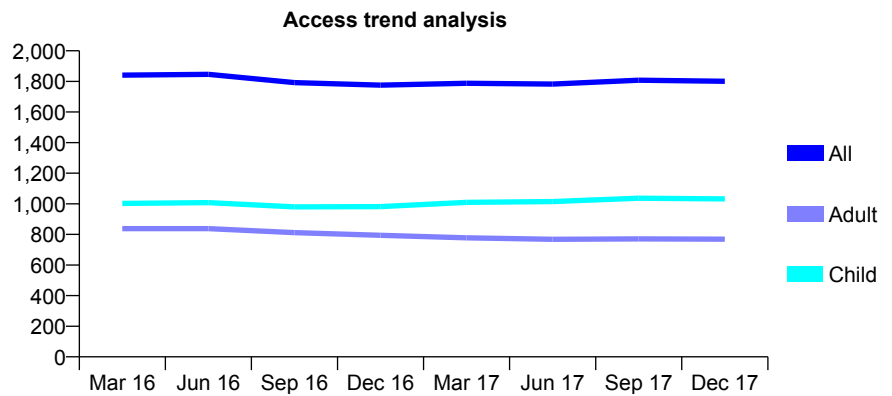
Q58 - Vital Signs At a Glance Contract Report for 573949/0001 - December 2017

Name or company name	MR IJ DIBBLE
Contract type name	GDS Contract
Purpose of contract	General and Orthodontic
Contract start date	01/04/2006
Contract end date	

17/18 Contracted general activity (UDA)	4,055
Carry forward general activity (UDA)	0
17/18 Contracted orthodontic activity (UOA)	1,050
Carry forward orthodontic activity (UOA)	0
Baseline contract value	£215,610.24

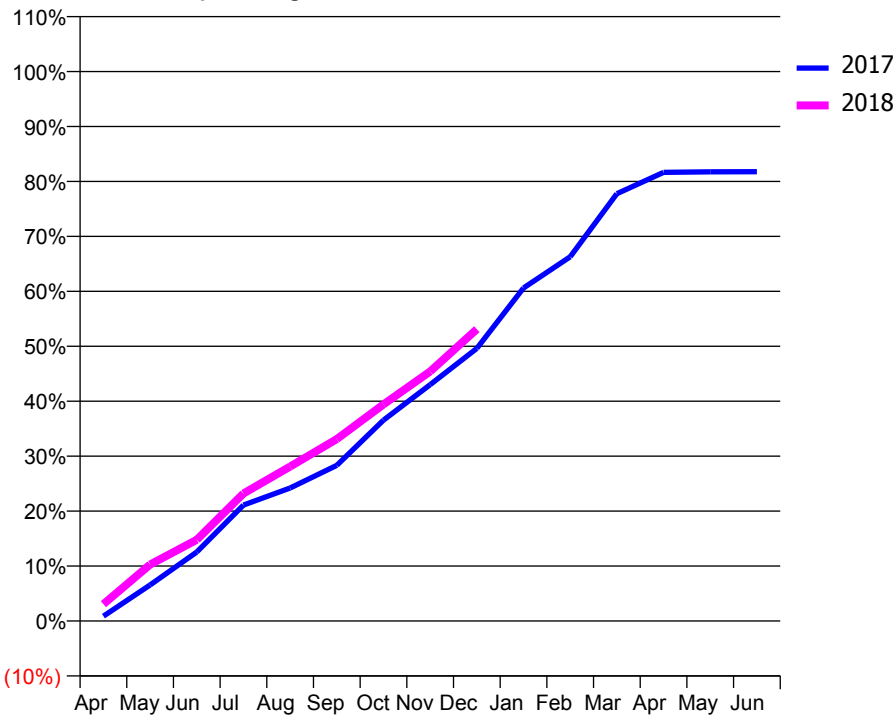
ACCESS*

Patients seen in 24 months	Total	Change since previous quarter
Quarter ending December 2016	1,776	
Quarter ending March 2017	1,788	→
Quarter ending June 2017	1,783	→
Quarter ending September 2017	1,808	→
Quarter ending December 2017	1,801	→
Variance since December 2016	1.4%	→



ACTIVITY

Cumulative percentage of contracted UDA delivered 2017 & 2018



Month	Adjusted Scheduled Activity (UDA)	
	2017	2018
April	36	124
May	266	416
June	509	600
July	856	942
August	982	1,140
September	1,149	1,343
October	1,482	1,598
November	1,744	1,841
December	2,011	2,154
January	2,458	
February	2,688	
March	3,153	
April	3,311	
May	3,315	
June	3,316	

QUALITY

	Quantity	Base Number	Contract	AT	Region	England
% of FP17s for the same patient ID Re-attending within 3 months - Children	54	1,173	4.6%	11.0%	11.8%	12.0%
% of FP17s for the same patient ID Re-attending within 3 months - Adults	27	566	4.8%	14.5%	15.3%	15.9%
% of FP17s for the same patient ID Re-attending between 3 & 9 months - Children	848	1,173	72.3%	56.7%	59.1%	58.0%
% of FP17s for the same patient ID Re-attending between 3 & 9 months - Adults	333	566	58.8%	48.2%	51.5%	50.5%
% of FP17s for Band 1 Urgent Courses	13	1,580	0.8%	8.6%	8.0%	9.0%
% of FP17s Relating to Free Repair or Replacements	0	1,580	0.0%	0.7%	0.8%	0.8%
% of FP17s Relating to Continuations	0	1,580	0.0%	0.9%	1.1%	1.1%
% of Patients satisfied with the dentistry they have received	2	2	N/A	91.1%	91.6%	91.5%
% of Patients satisfied with the time they had to wait for an appointment	2	2	N/A	86.8%	88.3%	87.9%

* This is based on patients treated on this contract for their most recent course of treatment. Figures in italics indicate the base number of FP17s or Patient Questionnaire responses are less than 100. N/A is shown where the base number of responses is less than 10 during the period. % is calculated as Quantity/Base number*100

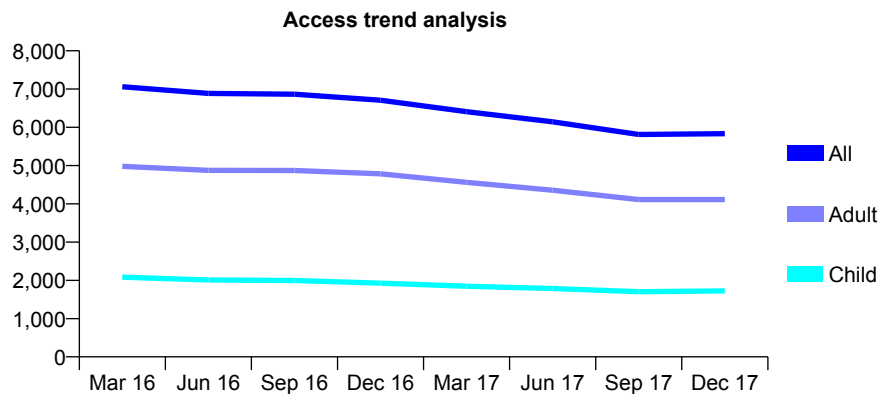
Q58 - Vital Signs At a Glance Contract Report for 575623/0002 - December 2017

Name or company name	MR MK PATEL
Contract type name	GDS Contract
Purpose of contract	General
Contract start date	01/04/2006
Contract end date	

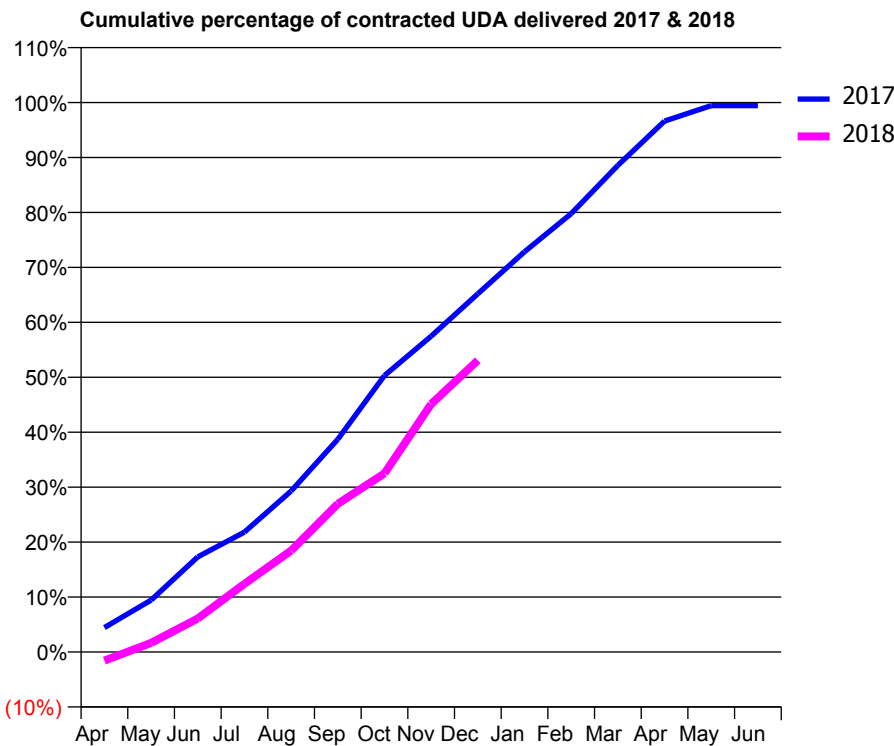
17/18 Contracted general activity (UDA)	14,199
Carry forward general activity (UDA)	274
17/18 Contracted orthodontic activity (UOA)	0
Carry forward orthodontic activity (UOA)	0
Baseline contract value	£338,823.58

ACCESS*

Patients seen in 24 months	Total	Change since previous quarter
Quarter ending December 2016	6,709	
Quarter ending March 2017	6,408	↓
Quarter ending June 2017	6,143	↓
Quarter ending September 2017	5,812	↓
Quarter ending December 2017	5,833	→
Variance since December 2016	(13.1%)	↓



ACTIVITY



Month	Adjusted Scheduled Activity (UDA)	
	2017	2018
April	631	-225
May	1,342	237
June	2,459	867
July	3,100	1,763
August	4,161	2,622
September	5,496	3,828
October	7,144	4,614
November	8,162	6,407
December	9,257	7,537
January	10,341	
February	11,328	
March	12,575	
April	13,718	
May	14,118	
June	14,119	

QUALITY

	Quantity	Base Number	Contract	AT	Region	England
% of FP17s for the same patient ID Re-attending within 3 months - Children	119	1,698	7.0%	11.0%	11.8%	12.0%
% of FP17s for the same patient ID Re-attending within 3 months - Adults	440	3,675	12.0%	14.5%	15.3%	15.9%
% of FP17s for the same patient ID Re-attending between 3 & 9 months - Children	885	1,698	52.1%	56.7%	59.1%	58.0%
% of FP17s for the same patient ID Re-attending between 3 & 9 months - Adults	1,770	3,675	48.2%	48.2%	51.5%	50.5%
% of FP17s for Band 1 Urgent Courses	374	3,989	9.4%	8.6%	8.0%	9.0%
% of FP17s Relating to Free Repair or Replacements	10	3,989	0.3%	0.7%	0.8%	0.8%
% of FP17s Relating to Continuations	5	3,989	0.1%	0.9%	1.1%	1.1%
% of Patients satisfied with the dentistry they have received	5	5	N/A	91.1%	91.6%	91.5%
% of Patients satisfied with the time they had to wait for an appointment	3	5	N/A	86.8%	88.3%	87.9%

* This is based on patients treated on this contract for their most recent course of treatment. Figures in italics indicate the base number of FP17s or Patient Questionnaire responses are less than 100. N/A is shown where the base number of responses is less than 10 during the period. % is calculated as Quantity/Base number*100

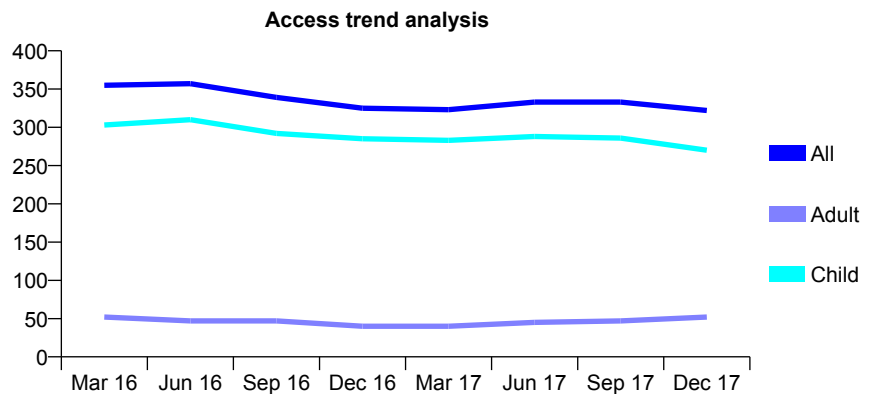
Q58 - Vital Signs At a Glance Contract Report for 575976/0001 - December 2017

Name or company name	MR RJ GOEL
Contract type name	GDS Contract
Purpose of contract	General
Contract start date	01/04/2006
Contract end date	

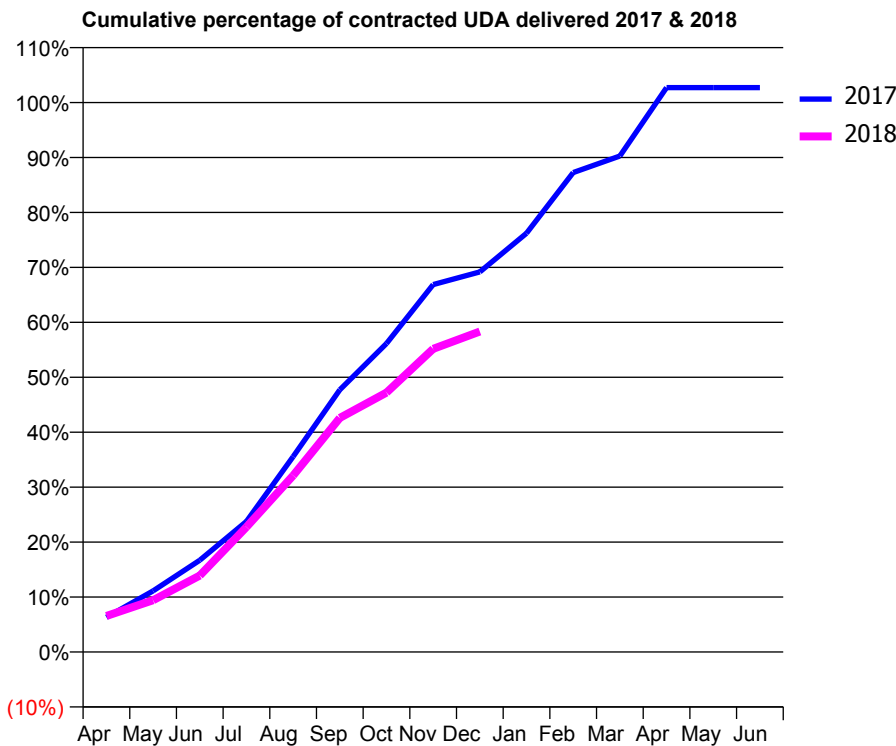
17/18 Contracted general activity (UDA)	700
Carry forward general activity (UDA)	-14
17/18 Contracted orthodontic activity (UOA)	0
Carry forward orthodontic activity (UOA)	0
Baseline contract value	£17,248.00

ACCESS*

Patients seen in 24 months	Total	Change since previous quarter
Quarter ending December 2016	325	
Quarter ending March 2017	323	→
Quarter ending June 2017	333	↑
Quarter ending September 2017	333	→
Quarter ending December 2017	322	↓
Variance since December 2016	(0.9%)	→



ACTIVITY



Month	Adjusted Scheduled Activity (UDA)	
	2017	2018
April	44	46
May	78	66
June	117	97
July	166	159
August	249	225
September	334	298
October	393	330
November	468	386
December	484	408
January	533	
February	611	
March	632	
April	719	
May	719	
June	719	

QUALITY

	Quantity	Base Number	Contract	AT	Region	England
% of FP17s for the same patient ID Re-attending within 3 months - Children	62	416	14.9%	11.0%	11.8%	12.0%
% of FP17s for the same patient ID Re-attending within 3 months - Adults	0	0	N/A	14.5%	15.3%	15.9%
% of FP17s for the same patient ID Re-attending between 3 & 9 months - Children	261	416	62.7%	56.7%	59.1%	58.0%
% of FP17s for the same patient ID Re-attending between 3 & 9 months - Adults	0	0	N/A	48.2%	51.5%	50.5%
% of FP17s for Band 1 Urgent Courses	16	339	4.7%	8.6%	8.0%	9.0%
% of FP17s Relating to Free Repair or Replacements	0	339	0.0%	0.7%	0.8%	0.8%
% of FP17s Relating to Continuations	1	339	0.3%	0.9%	1.1%	1.1%
% of Patients satisfied with the dentistry they have received	0	0	N/A	91.1%	91.6%	91.5%
% of Patients satisfied with the time they had to wait for an appointment	0	0	N/A	86.8%	88.3%	87.9%

* This is based on patients treated on this contract for their most recent course of treatment. Figures in italics indicate the base number of FP17s or Patient Questionnaire responses are less than 100. N/A is shown where the base number of responses is less than 10 during the period. % is calculated as Quantity/Base number*100

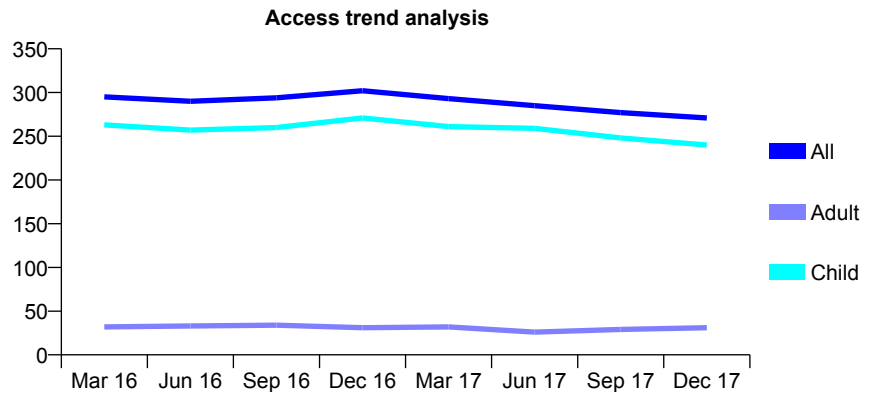
Q58 - Vital Signs At a Glance Contract Report for 576875/0001 - December 2017

Name or company name	MR M GREENSTEIN
Contract type name	GDS Contract
Purpose of contract	General
Contract start date	01/04/2006
Contract end date	

17/18 Contracted general activity (UDA)	548
Carry forward general activity (UDA)	7
17/18 Contracted orthodontic activity (UOA)	0
Carry forward orthodontic activity (UOA)	0
Baseline contract value	£10,985.62

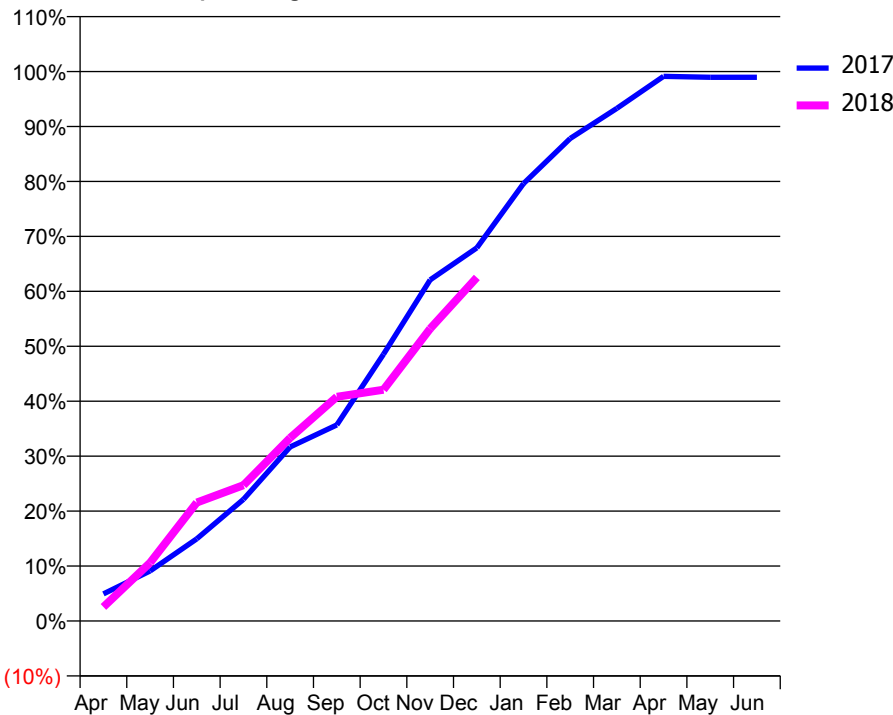
ACCESS*

Patients seen in 24 months	Total	Change since previous quarter
Quarter ending December 2016	302	
Quarter ending March 2017	293	↓
Quarter ending June 2017	285	↓
Quarter ending September 2017	277	↓
Quarter ending December 2017	271	↓
Variance since December 2016	(10.3%)	↓



ACTIVITY

Cumulative percentage of contracted UDA delivered 2017 & 2018



Month	Adjusted Scheduled Activity (UDA)	
	2017	2018
April	27	14
May	50	58
June	82	118
July	121	135
August	174	183
September	196	224
October	266	231
November	340	292
December	372	343
January	436	
February	481	
March	511	
April	543	
May	542	
June	542	

QUALITY

	Quantity	Base Number	Contract	AT	Region	England
% of FP17s for the same patient ID Re-attending within 3 months - Children	12	304	3.9%	11.0%	11.8%	12.0%
% of FP17s for the same patient ID Re-attending within 3 months - Adults	0	0	N/A	14.5%	15.3%	15.9%
% of FP17s for the same patient ID Re-attending between 3 & 9 months - Children	216	304	71.1%	56.7%	59.1%	58.0%
% of FP17s for the same patient ID Re-attending between 3 & 9 months - Adults	0	0	N/A	48.2%	51.5%	50.5%
% of FP17s for Band 1 Urgent Courses	3	279	1.1%	8.6%	8.0%	9.0%
% of FP17s Relating to Free Repair or Replacements	0	279	0.0%	0.7%	0.8%	0.8%
% of FP17s Relating to Continuations	1	279	0.4%	0.9%	1.1%	1.1%
% of Patients satisfied with the dentistry they have received	0	0	N/A	91.1%	91.6%	91.5%
% of Patients satisfied with the time they had to wait for an appointment	0	0	N/A	86.8%	88.3%	87.9%

* This is based on patients treated on this contract for their most recent course of treatment. Figures in italics indicate the base number of FP17s or Patient Questionnaire responses are less than 100. N/A is shown where the base number of responses is less than 10 during the period. % is calculated as Quantity/Base number*100

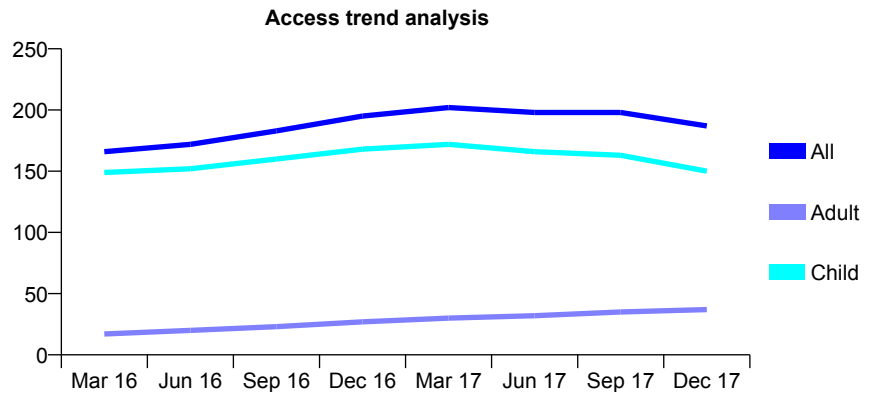
Q58 - Vital Signs At a Glance Contract Report for 624497/0002 - December 2017

Name or company name	Sachin Shah
Contract type name	GDS Contract
Purpose of contract	General
Contract start date	01/03/2015
Contract end date	

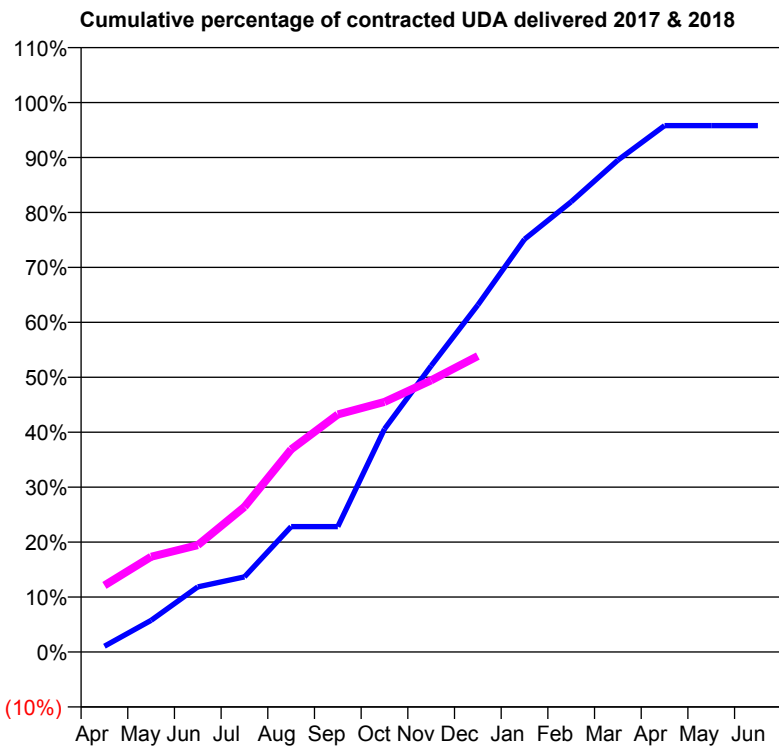
17/18 Contracted general activity (UDA)	660
Carry forward general activity (UDA)	0
17/18 Contracted orthodontic activity (UOA)	0
Carry forward orthodontic activity (UOA)	0
Baseline contract value	£15,738.73

ACCESS*

Patients seen in 24 months	Total	Change since previous quarter
Quarter ending December 2016	195	
Quarter ending March 2017	202	↑
Quarter ending June 2017	198	↓
Quarter ending September 2017	198	→
Quarter ending December 2017	187	↓
Variance since December 2016	(4.1%)	↓



ACTIVITY



Month	Adjusted Scheduled Activity (UDA)	
	2017	2018
April	7	80
May	38	114
June	78	128
July	90	174
August	151	243
September	151	285
October	268	300
November	344	326
December	417	355
January	496	
February	541	
March	591	
April	632	
May	632	
June	632	

QUALITY

	Quantity	Base Number	Contract	AT	Region	England
% of FP17s for the same patient ID Re-attending within 3 months - Children	10	168	6.0%	11.0%	11.8%	12.0%
% of FP17s for the same patient ID Re-attending within 3 months - Adults	1	9	<i>11.1%</i>	14.5%	15.3%	15.9%
% of FP17s for the same patient ID Re-attending between 3 & 9 months - Children	119	168	70.8%	56.7%	59.1%	58.0%
% of FP17s for the same patient ID Re-attending between 3 & 9 months - Adults	3	9	33.3%	48.2%	51.5%	50.5%
% of FP17s for Band 1 Urgent Courses	2	161	1.2%	8.6%	8.0%	9.0%
% of FP17s Relating to Free Repair or Replacements	0	161	0.0%	0.7%	0.8%	0.8%
% of FP17s Relating to Continuations	0	161	0.0%	0.9%	1.1%	1.1%
% of Patients satisfied with the dentistry they have received	0	0	N/A	91.1%	91.6%	91.5%
% of Patients satisfied with the time they had to wait for an appointment	0	0	N/A	86.8%	88.3%	87.9%

* This is based on patients treated on this contract for their most recent course of treatment. Figures in italics indicate the base number of FP17s or Patient Questionnaire responses are less than 100. N/A is shown where the base number of responses is less than 10 during the period. % is calculated as Quantity/Base number*100

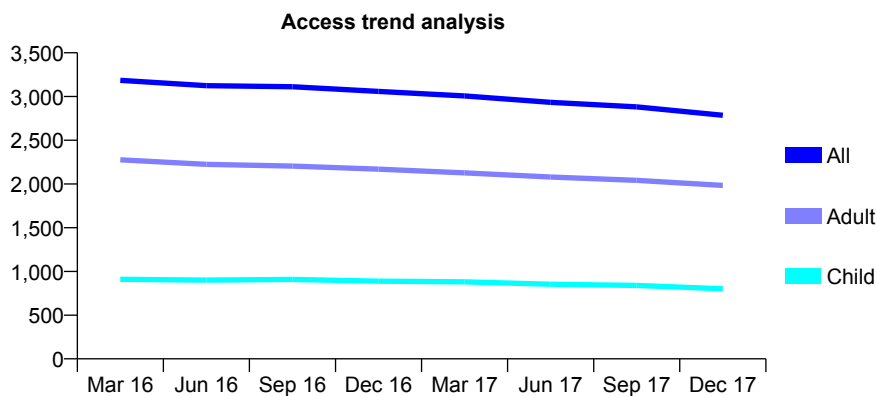
Q58 - Vital Signs At a Glance Contract Report for 624853/0001 - December 2017

Name or company name	MR AV BRAMWELL
Contract type name	GDS Contract
Purpose of contract	General
Contract start date	01/04/2006
Contract end date	

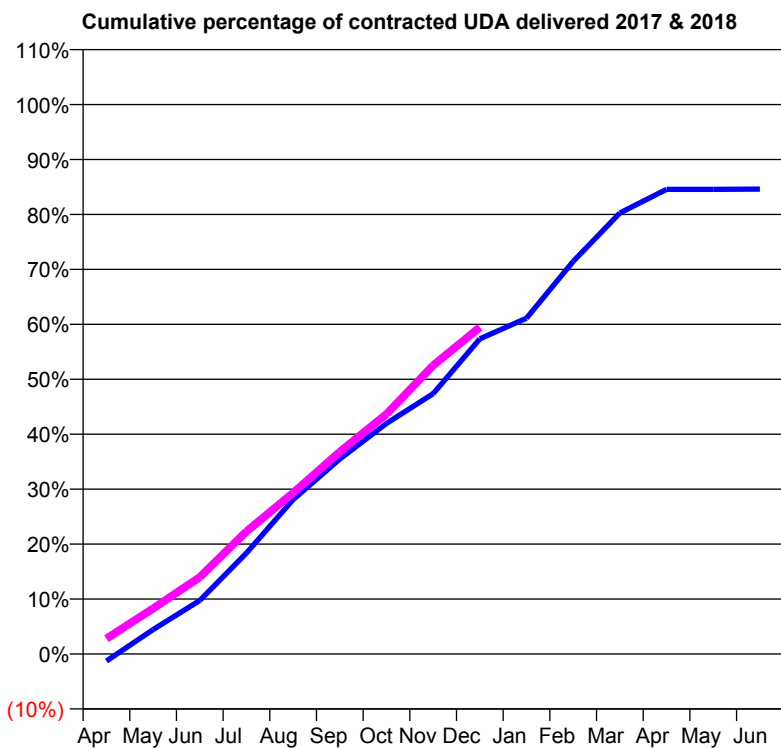
17/18 Contracted general activity (UDA)	7,747
Carry forward general activity (UDA)	0
17/18 Contracted orthodontic activity (UOA)	0
Carry forward orthodontic activity (UOA)	0
Baseline contract value	£176,262.23

ACCESS*

Patients seen in 24 months	Total	Change since previous quarter
Quarter ending December 2016	3,058	
Quarter ending March 2017	3,007	↓
Quarter ending June 2017	2,934	↓
Quarter ending September 2017	2,881	↓
Quarter ending December 2017	2,785	↓
Variance since December 2016	(8.9%)	↓



ACTIVITY



Month	Adjusted Scheduled Activity (UDA)	
	2017	2018
April	-100	217
May	344	642
June	755	1,084
July	1,425	1,728
August	2,177	2,271
September	2,749	2,850
October	3,252	3,382
November	3,670	4,070
December	4,443	4,607
January	4,735	
February	5,536	
March	6,219	
April	6,550	
May	6,551	
June	6,554	

QUALITY

	Quantity	Base Number	Contract	AT	Region	England
% of FP17s for the same patient ID Re-attending within 3 months - Children	40	725	5.5%	11.0%	11.8%	12.0%
% of FP17s for the same patient ID Re-attending within 3 months - Adults	479	2,095	22.9%	14.5%	15.3%	15.9%
% of FP17s for the same patient ID Re-attending between 3 & 9 months - Children	416	725	57.4%	56.7%	59.1%	58.0%
% of FP17s for the same patient ID Re-attending between 3 & 9 months - Adults	1,007	2,095	48.1%	48.2%	51.5%	50.5%
% of FP17s for Band 1 Urgent Courses	124	2,638	4.7%	8.6%	8.0%	9.0%
% of FP17s Relating to Free Repair or Replacements	38	2,638	1.4%	0.7%	0.8%	0.8%
% of FP17s Relating to Continuations	209	2,638	7.9%	0.9%	1.1%	1.1%
% of Patients satisfied with the dentistry they have received	1	2	N/A	91.1%	91.6%	91.5%
% of Patients satisfied with the time they had to wait for an appointment	1	2	N/A	86.8%	88.3%	87.9%

* This is based on patients treated on this contract for their most recent course of treatment. Figures in italics indicate the base number of FP17s or Patient Questionnaire responses are less than 100. N/A is shown where the base number of responses is less than 10 during the period. % is calculated as Quantity/Base number*100

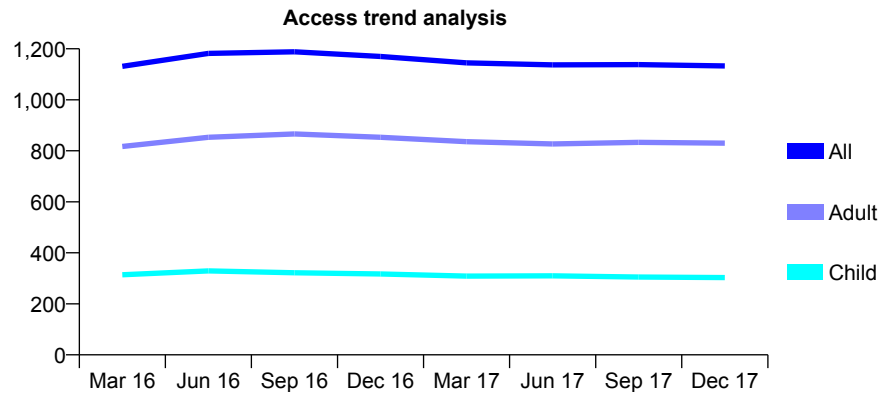
Q58 - Vital Signs At a Glance Contract Report for 625884/0001 - December 2017

Name or company name	MR P JACKSON
Contract type name	GDS Contract
Purpose of contract	General
Contract start date	01/04/2006
Contract end date	

17/18 Contracted general activity (UDA)	2,069
Carry forward general activity (UDA)	0
17/18 Contracted orthodontic activity (UOA)	0
Carry forward orthodontic activity (UOA)	0
Baseline contract value	£51,431.39

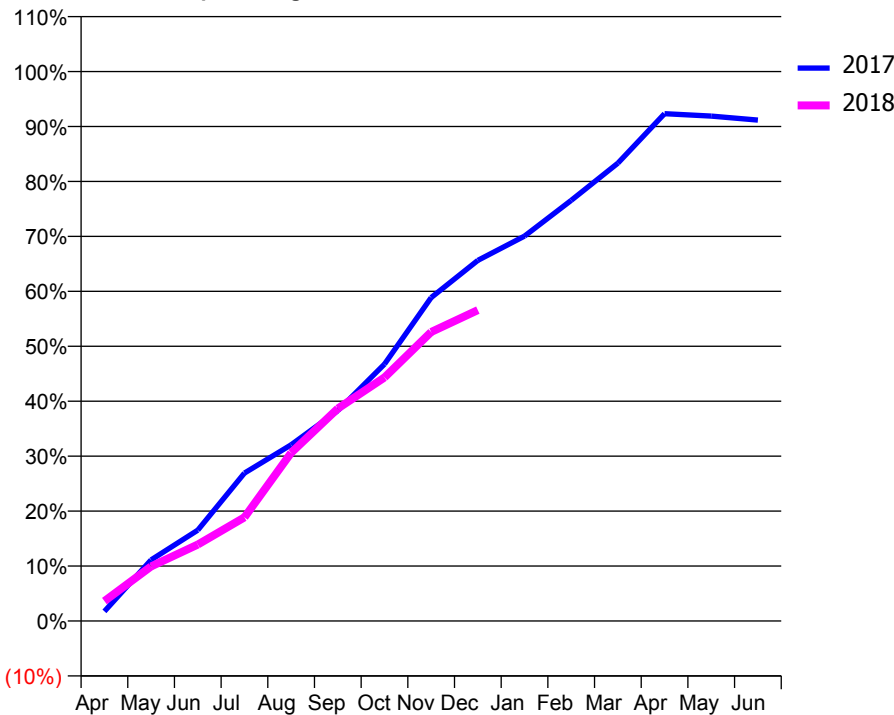
ACCESS*

Patients seen in 24 months	Total	Change since previous quarter
Quarter ending December 2016	1,170	
Quarter ending March 2017	1,145	↓
Quarter ending June 2017	1,137	→
Quarter ending September 2017	1,138	→
Quarter ending December 2017	1,133	→
Variance since December 2016	(3.2%)	↓



ACTIVITY

Cumulative percentage of contracted UDA delivered 2017 & 2018



Month	Adjusted Scheduled Activity (UDA)	
	2017	2018
April	36	75
May	230	206
June	342	288
July	557	390
August	664	633
September	792	800
October	967	917
November	1,218	1,088
December	1,358	1,170
January	1,449	
February	1,584	
March	1,724	
April	1,910	
May	1,901	
June	1,886	

QUALITY

	Quantity	Base Number	Contract	AT	Region	England
% of FP17s for the same patient ID Re-attending within 3 months - Children	24	337	7.1%	11.0%	11.8%	12.0%
% of FP17s for the same patient ID Re-attending within 3 months - Adults	185	864	21.4%	14.5%	15.3%	15.9%
% of FP17s for the same patient ID Re-attending between 3 & 9 months - Children	208	337	61.7%	56.7%	59.1%	58.0%
% of FP17s for the same patient ID Re-attending between 3 & 9 months - Adults	433	864	50.1%	48.2%	51.5%	50.5%
% of FP17s for Band 1 Urgent Courses	97	543	17.9%	8.6%	8.0%	9.0%
% of FP17s Relating to Free Repair or Replacements	2	543	0.4%	0.7%	0.8%	0.8%
% of FP17s Relating to Continuations	1	543	0.2%	0.9%	1.1%	1.1%
% of Patients satisfied with the dentistry they have received	0	1	N/A	91.1%	91.6%	91.5%
% of Patients satisfied with the time they had to wait for an appointment	1	1	N/A	86.8%	88.3%	87.9%

* This is based on patients treated on this contract for their most recent course of treatment. Figures in italics indicate the base number of FP17s or Patient Questionnaire responses are less than 100. N/A is shown where the base number of responses is less than 10 during the period. % is calculated as Quantity/Base number*100

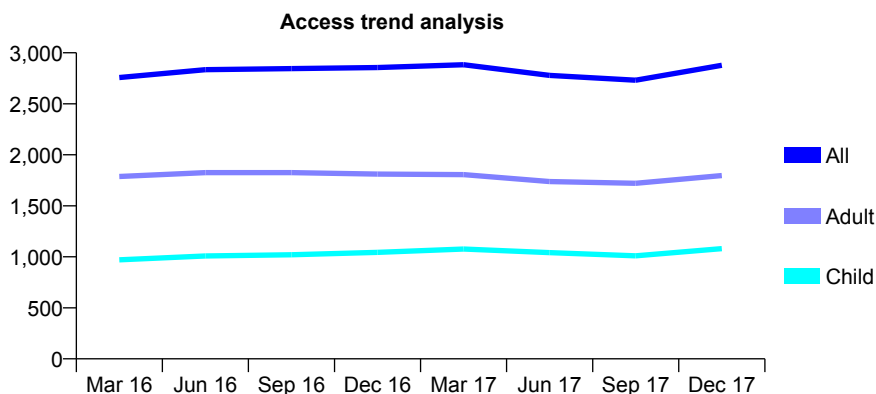
Q58 - Vital Signs At a Glance Contract Report for 631833/0001 - December 2017

Name or company name	MR SM JAGSI
Contract type name	GDS Contract
Purpose of contract	General
Contract start date	01/04/2006
Contract end date	

17/18 Contracted general activity (UDA)	10,312
Carry forward general activity (UDA)	800
17/18 Contracted orthodontic activity (UOA)	0
Carry forward orthodontic activity (UOA)	0
Baseline contract value	£323,061.83

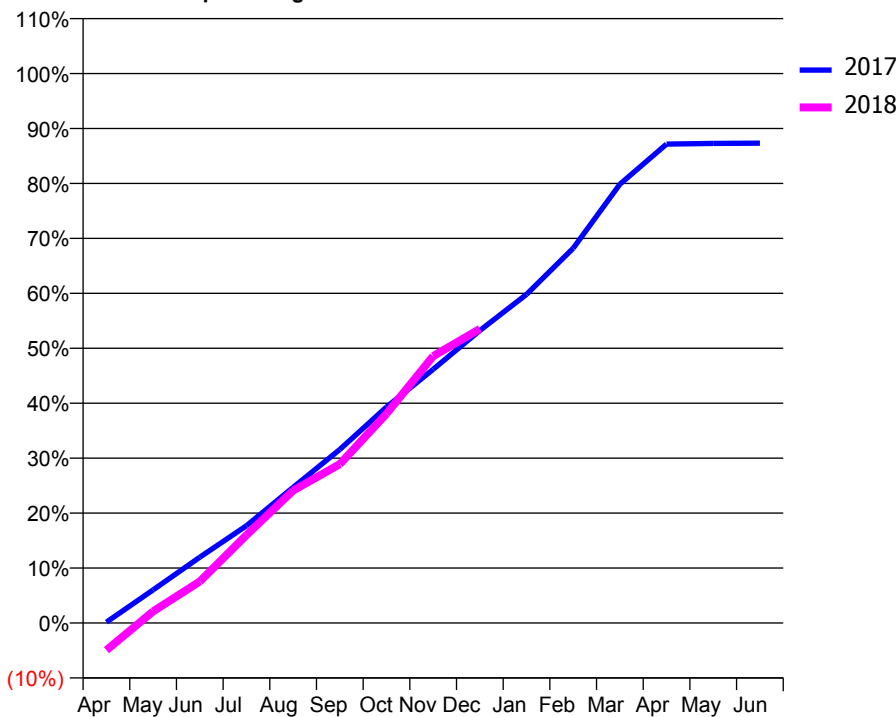
ACCESS*

Patients seen in 24 months	Total	Change since previous quarter
Quarter ending December 2016	2,855	
Quarter ending March 2017	2,883	→
Quarter ending June 2017	2,779	↓
Quarter ending September 2017	2,731	↓
Quarter ending December 2017	2,878	↑
Variance since December 2016	0.8%	→



ACTIVITY

Cumulative percentage of contracted UDA delivered 2017 & 2018



Month	Adjusted Scheduled Activity (UDA)	
	2017	2018
April	15	-512
May	622	218
June	1,234	779
July	1,827	1,650
August	2,547	2,486
September	3,256	2,980
October	4,052	3,926
November	4,762	5,009
December	5,488	5,520
January	6,168	
February	7,033	
March	8,235	
April	8,987	
May	9,000	
June	9,004	

QUALITY

	Quantity	Base Number	Contract	AT	Region	England
% of FP17s for the same patient ID Re-attending within 3 months - Children	74	967	7.7%	11.0%	11.8%	12.0%
% of FP17s for the same patient ID Re-attending within 3 months - Adults	354	1,517	23.3%	14.5%	15.3%	15.9%
% of FP17s for the same patient ID Re-attending between 3 & 9 months - Children	464	967	48.0%	56.7%	59.1%	58.0%
% of FP17s for the same patient ID Re-attending between 3 & 9 months - Adults	446	1,517	29.4%	48.2%	51.5%	50.5%
% of FP17s for Band 1 Urgent Courses	446	2,286	19.5%	8.6%	8.0%	9.0%
% of FP17s Relating to Free Repair or Replacements	9	2,286	0.4%	0.7%	0.8%	0.8%
% of FP17s Relating to Continuations	34	2,286	1.5%	0.9%	1.1%	1.1%
% of Patients satisfied with the dentistry they have received	3	4	N/A	91.1%	91.6%	91.5%
% of Patients satisfied with the time they had to wait for an appointment	2	4	N/A	86.8%	88.3%	87.9%

* This is based on patients treated on this contract for their most recent course of treatment. Figures in italics indicate the base number of FP17s or Patient Questionnaire responses are less than 100. N/A is shown where the base number of responses is less than 10 during the period. % is calculated as Quantity/Base number*100

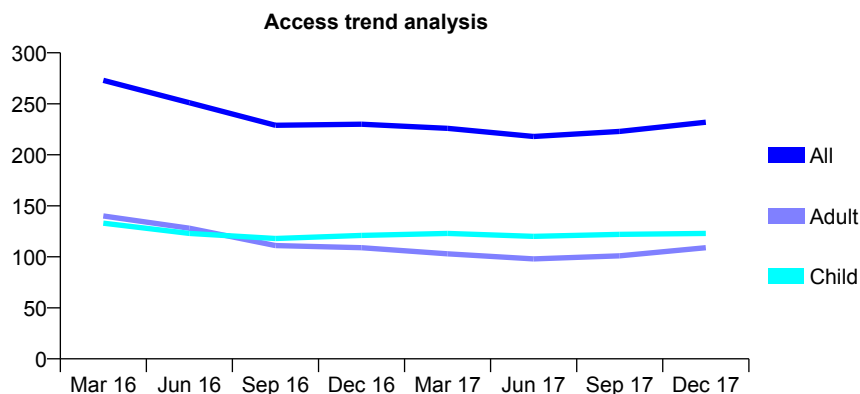
Q58 - Vital Signs At a Glance Contract Report for 636525/0001 - December 2017

Name or company name	MR RH GANATRA
Contract type name	GDS Contract
Purpose of contract	General
Contract start date	01/04/2006
Contract end date	

17/18 Contracted general activity (UDA)	500
Carry forward general activity (UDA)	4
17/18 Contracted orthodontic activity (UOA)	0
Carry forward orthodontic activity (UOA)	0
Baseline contract value	£14,298.22

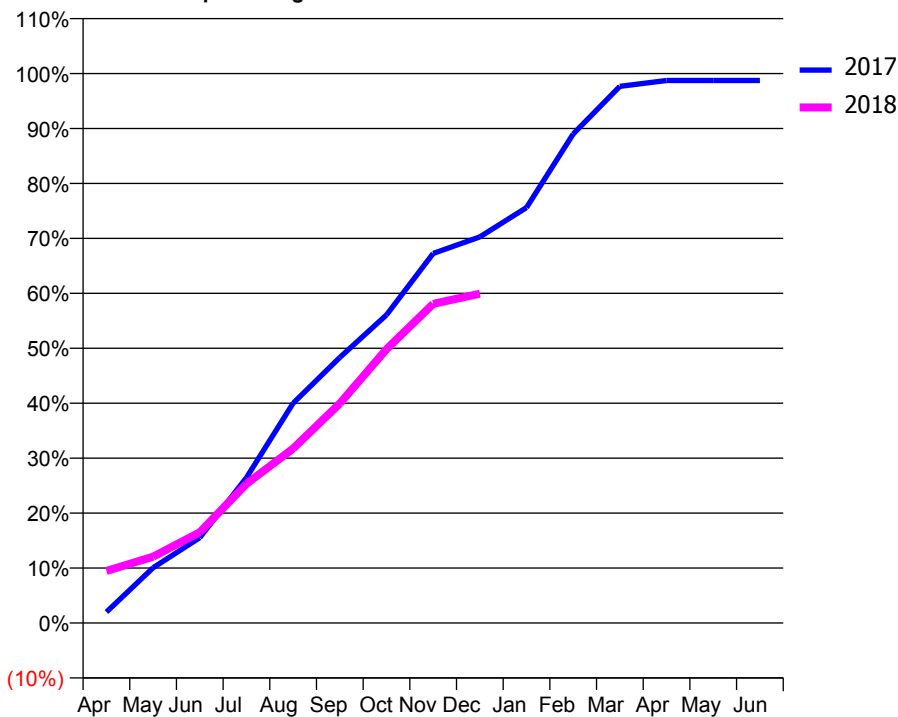
ACCESS*

Patients seen in 24 months	Total	Change since previous quarter
Quarter ending December 2016	230	
Quarter ending March 2017	226	↓
Quarter ending June 2017	218	↓
Quarter ending September 2017	223	↑
Quarter ending December 2017	232	↑
Variance since December 2016	0.9%	→



ACTIVITY

Cumulative percentage of contracted UDA delivered 2017 & 2018



Month	Adjusted Scheduled Activity (UDA)	
	2017	2018
April	6	47
May	30	60
June	47	83
July	79	127
August	120	159
September	145	200
October	168	249
November	202	290
December	211	300
January	227	
February	267	
March	293	
April	296	
May	296	
June	296	

QUALITY

	Quantity	Base Number	Contract	AT	Region	England
% of FP17s for the same patient ID Re-attending within 3 months - Children	2	107	1.9%	11.0%	11.8%	12.0%
% of FP17s for the same patient ID Re-attending within 3 months - Adults	1	79	1.3%	14.5%	15.3%	15.9%
% of FP17s for the same patient ID Re-attending between 3 & 9 months - Children	58	107	54.2%	56.7%	59.1%	58.0%
% of FP17s for the same patient ID Re-attending between 3 & 9 months - Adults	39	79	49.4%	48.2%	51.5%	50.5%
% of FP17s for Band 1 Urgent Courses	8	182	4.4%	8.6%	8.0%	9.0%
% of FP17s Relating to Free Repair or Replacements	0	182	0.0%	0.7%	0.8%	0.8%
% of FP17s Relating to Continuations	0	182	0.0%	0.9%	1.1%	1.1%
% of Patients satisfied with the dentistry they have received	1	1	N/A	91.1%	91.6%	91.5%
% of Patients satisfied with the time they had to wait for an appointment	1	1	N/A	86.8%	88.3%	87.9%

* This is based on patients treated on this contract for their most recent course of treatment. Figures in italics indicate the base number of FP17s or Patient Questionnaire responses are less than 100. N/A is shown where the base number of responses is less than 10 during the period. % is calculated as Quantity/Base number*100

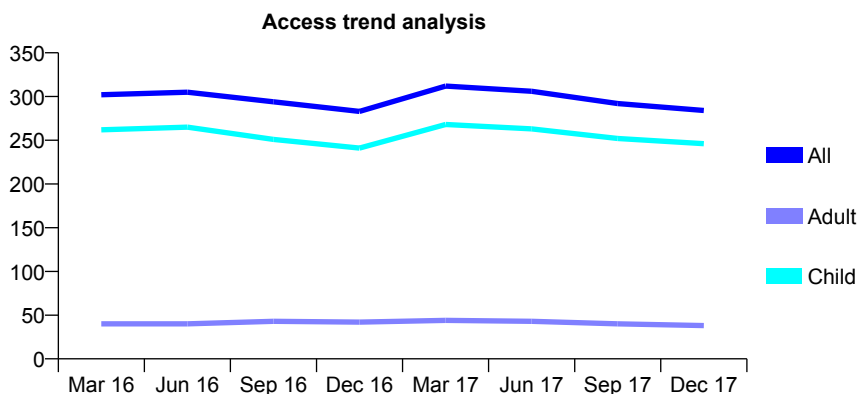
Q58 - Vital Signs At a Glance Contract Report for 638439/0001 - December 2017

Name or company name	MR B MILIJIC
Contract type name	GDS Contract
Purpose of contract	General
Contract start date	01/04/2006
Contract end date	

17/18 Contracted general activity (UDA)	710
Carry forward general activity (UDA)	0
17/18 Contracted orthodontic activity (UOA)	0
Carry forward orthodontic activity (UOA)	0
Baseline contract value	£18,164.38

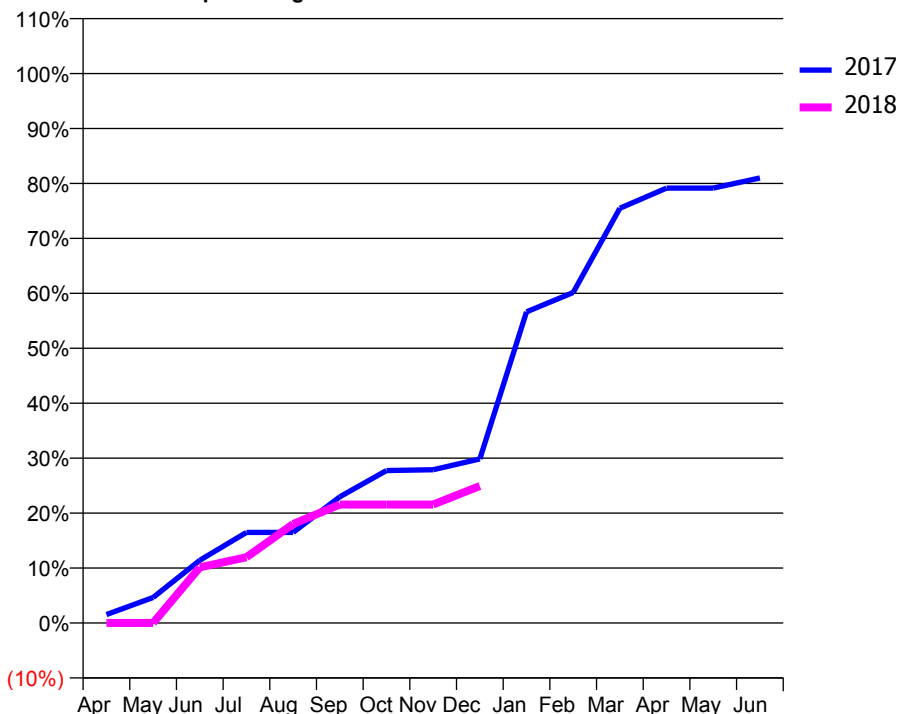
ACCESS*

Patients seen in 24 months	Total	Change since previous quarter
Quarter ending December 2016	283	
Quarter ending March 2017	312	↑
Quarter ending June 2017	306	↓
Quarter ending September 2017	292	↓
Quarter ending December 2017	284	↓
Variance since December 2016	0.4%	→



ACTIVITY

Cumulative percentage of contracted UDA delivered 2017 & 2018



Month	Adjusted Scheduled Activity (UDA)	
	2017	2018
April	11	0
May	33	0
June	81	72
July	117	85
August	117	128
September	163	153
October	197	153
November	198	153
December	212	177
January	402	
February	427	
March	536	
April	562	
May	562	
June	575	

QUALITY

	Quantity	Base Number	Contract	AT	Region	England
% of FP17s for the same patient ID Re-attending within 3 months - Children	8	182	4.4%	11.0%	11.8%	12.0%
% of FP17s for the same patient ID Re-attending within 3 months - Adults	0	16	0.0%	14.5%	15.3%	15.9%
% of FP17s for the same patient ID Re-attending between 3 & 9 months - Children	95	182	52.2%	56.7%	59.1%	58.0%
% of FP17s for the same patient ID Re-attending between 3 & 9 months - Adults	11	16	68.8%	48.2%	51.5%	50.5%
% of FP17s for Band 1 Urgent Courses	0	179	0.0%	8.6%	8.0%	9.0%
% of FP17s Relating to Free Repair or Replacements	0	179	0.0%	0.7%	0.8%	0.8%
% of FP17s Relating to Continuations	0	179	0.0%	0.9%	1.1%	1.1%
% of Patients satisfied with the dentistry they have received	0	0	N/A	91.1%	91.6%	91.5%
% of Patients satisfied with the time they had to wait for an appointment	0	0	N/A	86.8%	88.3%	87.9%

* This is based on patients treated on this contract for their most recent course of treatment. Figures in italics indicate the base number of FP17s or Patient Questionnaire responses are less than 100. N/A is shown where the base number of responses is less than 10 during the period. % is calculated as Quantity/Base number*100

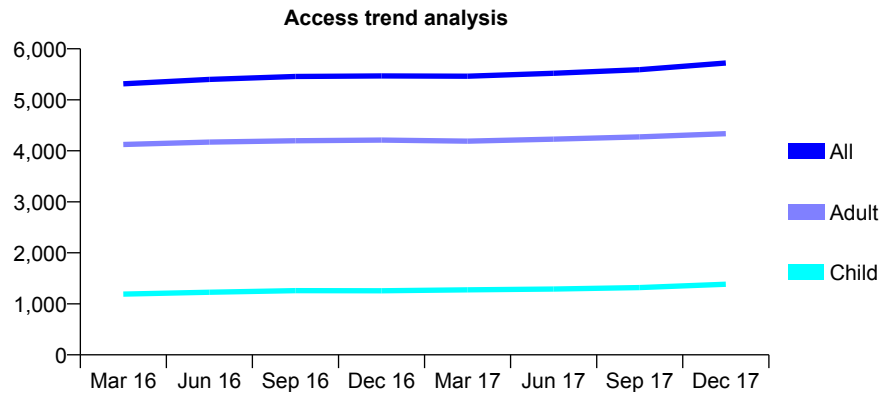
Q58 - Vital Signs At a Glance Contract Report for 643920/0001 - December 2017

Name or company name	MISS TA HAKIMJI
Contract type name	GDS Contract
Purpose of contract	General
Contract start date	01/03/2012
Contract end date	

17/18 Contracted general activity (UDA)	18,255
Carry forward general activity (UDA)	268
17/18 Contracted orthodontic activity (UOA)	0
Carry forward orthodontic activity (UOA)	0
Baseline contract value	£416,266.22

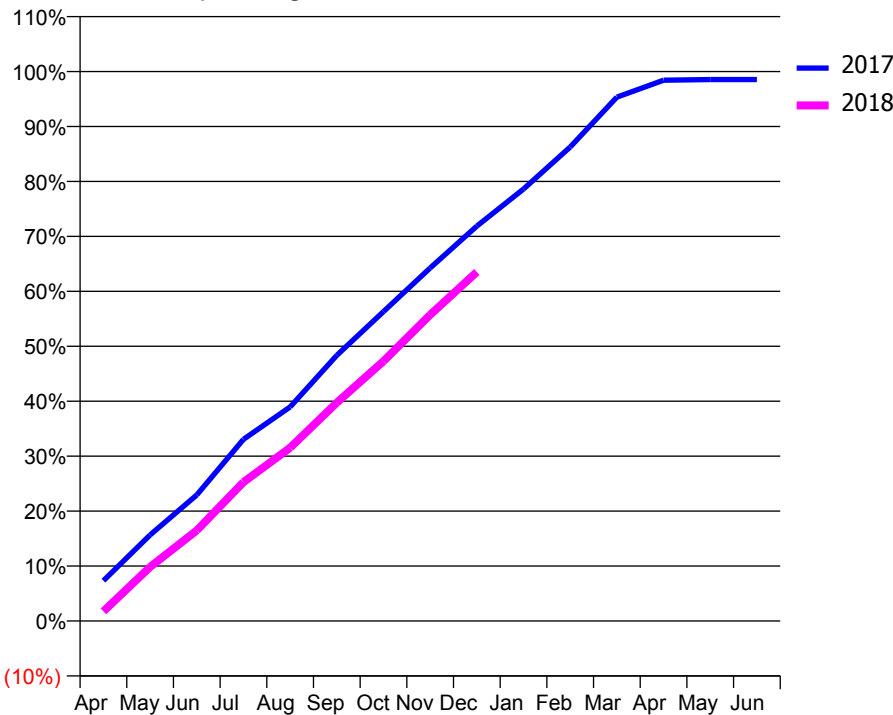
ACCESS*

Patients seen in 24 months	Total	Change since previous quarter
Quarter ending December 2016	5,467	
Quarter ending March 2017	5,464	→
Quarter ending June 2017	5,520	→
Quarter ending September 2017	5,592	→
Quarter ending December 2017	5,721	↑
Variance since December 2016	4.6%	↑



ACTIVITY

Cumulative percentage of contracted UDA delivered 2017 & 2018



Month	Adjusted Scheduled Activity (UDA)	
	2017	2018
April	1,338	323
May	2,860	1,798
June	4,186	3,008
July	6,035	4,615
August	7,113	5,756
September	8,826	7,256
October	10,279	8,632
November	11,727	10,172
December	13,121	11,595
January	14,352	
February	15,745	
March	17,405	
April	17,965	
May	17,986	
June	17,987	

QUALITY

	Quantity	Base Number	Contract	AT	Region	England
% of FP17s for the same patient ID Re-attending within 3 months - Children	146	1,837	7.9%	11.0%	11.8%	12.0%
% of FP17s for the same patient ID Re-attending within 3 months - Adults	625	5,117	12.2%	14.5%	15.3%	15.9%
% of FP17s for the same patient ID Re-attending between 3 & 9 months - Children	1,216	1,837	66.2%	56.7%	59.1%	58.0%
% of FP17s for the same patient ID Re-attending between 3 & 9 months - Adults	3,200	5,117	62.5%	48.2%	51.5%	50.5%
% of FP17s for Band 1 Urgent Courses	444	6,656	6.7%	8.6%	8.0%	9.0%
% of FP17s Relating to Free Repair or Replacements	16	6,656	0.2%	0.7%	0.8%	0.8%
% of FP17s Relating to Continuations	102	6,656	1.5%	0.9%	1.1%	1.1%
% of Patients satisfied with the dentistry they have received	7	8	N/A	91.1%	91.6%	91.5%
% of Patients satisfied with the time they had to wait for an appointment	7	8	N/A	86.8%	88.3%	87.9%

* This is based on patients treated on this contract for their most recent course of treatment. Figures in italics indicate the base number of FP17s or Patient Questionnaire responses are less than 100. N/A is shown where the base number of responses is less than 10 during the period. % is calculated as Quantity/Base number*100

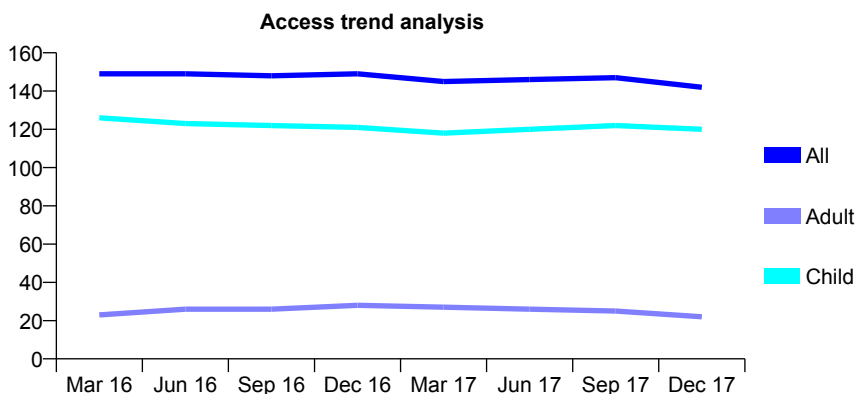
Q58 - Vital Signs At a Glance Contract Report for 649481/0001 - December 2017

Name or company name	MISS M DYTHAM
Contract type name	GDS Contract
Purpose of contract	General
Contract start date	01/04/2006
Contract end date	

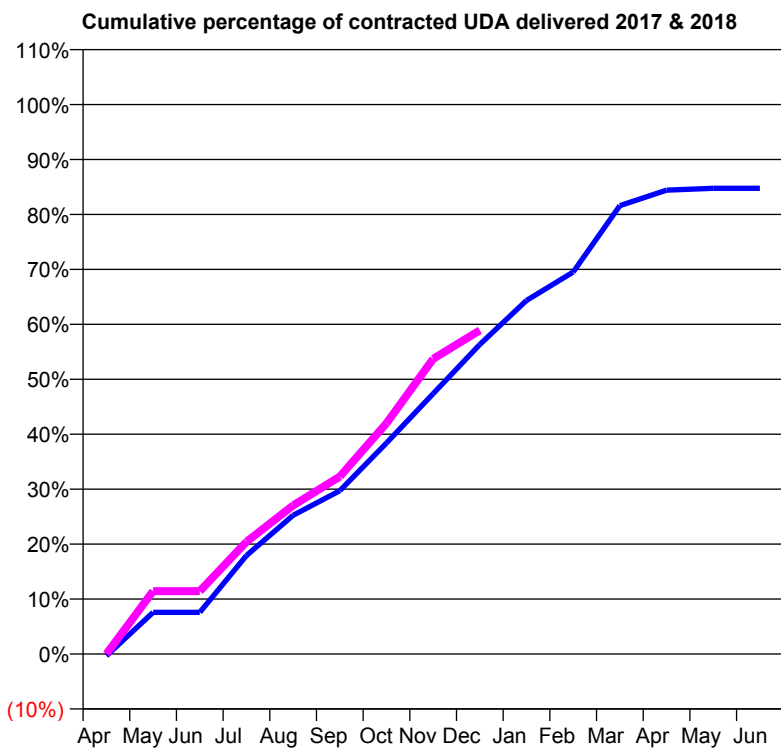
17/18 Contracted general activity (UDA)	290
Carry forward general activity (UDA)	0
17/18 Contracted orthodontic activity (UOA)	0
Carry forward orthodontic activity (UOA)	0
Baseline contract value	£6,443.08

ACCESS*

Patients seen in 24 months	Total	Change since previous quarter
Quarter ending December 2016	149	
Quarter ending March 2017	145	↓
Quarter ending June 2017	146	→
Quarter ending September 2017	147	→
Quarter ending December 2017	142	↓
Variance since December 2016	(4.7%)	↓



ACTIVITY



Month	Adjusted Scheduled Activity (UDA)	
	2017	2018
April	-1	0
May	22	33
June	22	33
July	52	59
August	73	78
September	86	94
October	111	122
November	137	156
December	163	171
January	187	
February	202	
March	237	
April	245	
May	246	
June	246	

QUALITY

	Quantity	Base Number	Contract	AT	Region	England
% of FP17s for the same patient ID Re-attending within 3 months - Children	6	151	4.0%	11.0%	11.8%	12.0%
% of FP17s for the same patient ID Re-attending within 3 months - Adults	0	10	0.0%	14.5%	15.3%	15.9%
% of FP17s for the same patient ID Re-attending between 3 & 9 months - Children	116	151	76.8%	56.7%	59.1%	58.0%
% of FP17s for the same patient ID Re-attending between 3 & 9 months - Adults	9	10	90.0%	48.2%	51.5%	50.5%
% of FP17s for Band 1 Urgent Courses	4	152	2.6%	8.6%	8.0%	9.0%
% of FP17s Relating to Free Repair or Replacements	0	152	0.0%	0.7%	0.8%	0.8%
% of FP17s Relating to Continuations	0	152	0.0%	0.9%	1.1%	1.1%
% of Patients satisfied with the dentistry they have received	0	0	N/A	91.1%	91.6%	91.5%
% of Patients satisfied with the time they had to wait for an appointment	0	0	N/A	86.8%	88.3%	87.9%

* This is based on patients treated on this contract for their most recent course of treatment. Figures in italics indicate the base number of FP17s or Patient Questionnaire responses are less than 100. N/A is shown where the base number of responses is less than 10 during the period. % is calculated as Quantity/Base number*100

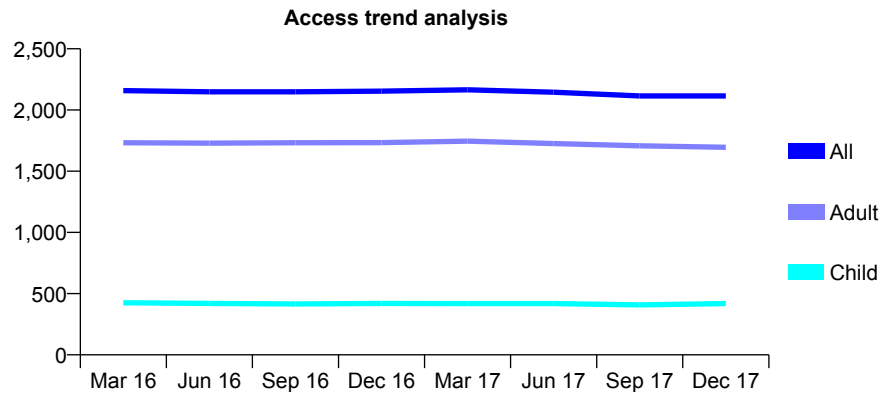
Q58 - Vital Signs At a Glance Contract Report for 650692/0001 - December 2017

Name or company name	MR AE DEITSCH
Contract type name	GDS Contract
Purpose of contract	General
Contract start date	01/04/2006
Contract end date	

17/18 Contracted general activity (UDA)	6,885
Carry forward general activity (UDA)	0
17/18 Contracted orthodontic activity (UOA)	0
Carry forward orthodontic activity (UOA)	0
Baseline contract value	£173,405.50

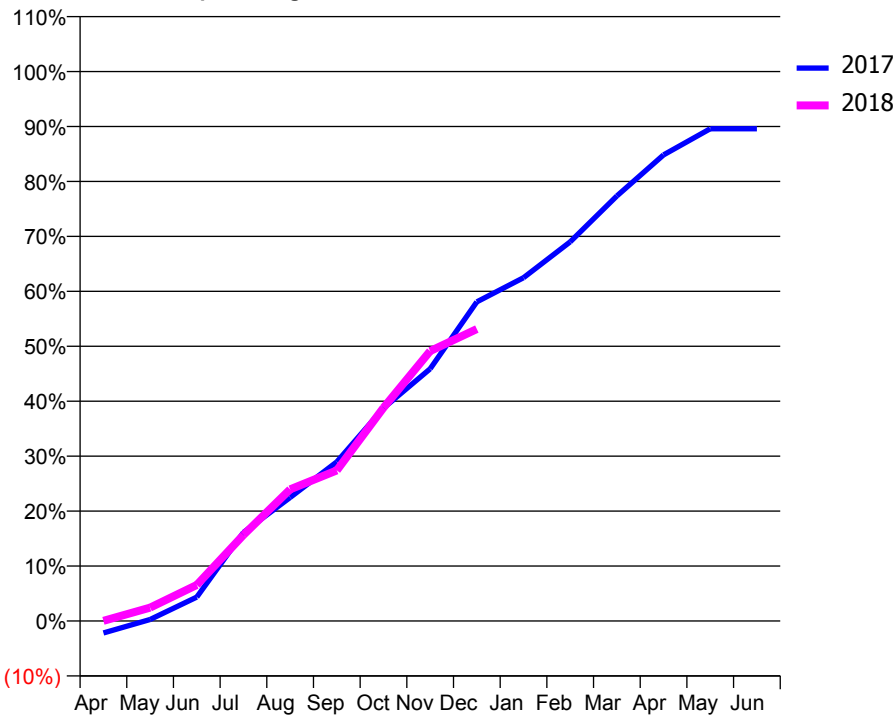
ACCESS*

Patients seen in 24 months	Total	Change since previous quarter
Quarter ending December 2016	2,154	
Quarter ending March 2017	2,165	→
Quarter ending June 2017	2,145	→
Quarter ending September 2017	2,115	↓
Quarter ending December 2017	2,115	→
Variance since December 2016	(1.8%)	↓



ACTIVITY

Cumulative percentage of contracted UDA delivered 2017 & 2018



Month	Adjusted Scheduled Activity (UDA)	
	2017	2018
April	-152	3
May	19	168
June	300	452
July	1,111	1,079
August	1,549	1,650
September	1,994	1,887
October	2,668	2,672
November	3,161	3,382
December	3,999	3,658
January	4,301	
February	4,751	
March	5,325	
April	5,839	
May	6,168	
June	6,168	

QUALITY

	Quantity	Base Number	Contract	AT	Region	England
% of FP17s for the same patient ID Re-attending within 3 months - Children	39	404	9.7%	11.0%	11.8%	12.0%
% of FP17s for the same patient ID Re-attending within 3 months - Adults	380	1,784	21.3%	14.5%	15.3%	15.9%
% of FP17s for the same patient ID Re-attending between 3 & 9 months - Children	181	404	44.8%	56.7%	59.1%	58.0%
% of FP17s for the same patient ID Re-attending between 3 & 9 months - Adults	780	1,784	43.7%	48.2%	51.5%	50.5%
% of FP17s for Band 1 Urgent Courses	197	1,720	11.5%	8.6%	8.0%	9.0%
% of FP17s Relating to Free Repair or Replacements	32	1,720	1.9%	0.7%	0.8%	0.8%
% of FP17s Relating to Continuations	40	1,720	2.3%	0.9%	1.1%	1.1%
% of Patients satisfied with the dentistry they have received	8	9	N/A	91.1%	91.6%	91.5%
% of Patients satisfied with the time they had to wait for an appointment	7	9	N/A	86.8%	88.3%	87.9%

* This is based on patients treated on this contract for their most recent course of treatment. Figures in italics indicate the base number of FP17s or Patient Questionnaire responses are less than 100. N/A is shown where the base number of responses is less than 10 during the period. % is calculated as Quantity/Base number*100

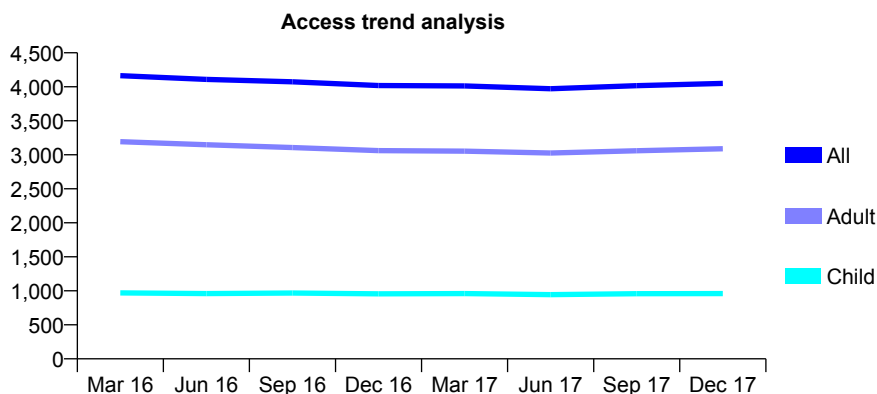
Q58 - Vital Signs At a Glance Contract Report for 657050/0001 - December 2017

Name or company name	MR ME FRIEDMANN
Contract type name	GDS Contract
Purpose of contract	General
Contract start date	01/04/2006
Contract end date	

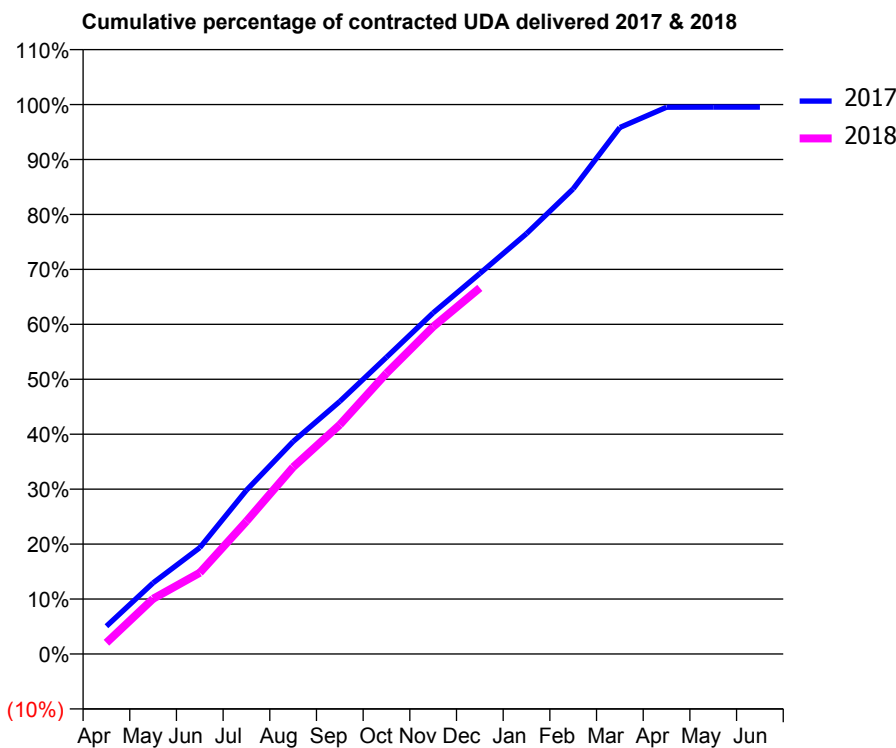
17/18 Contracted general activity (UDA)	11,624
Carry forward general activity (UDA)	55
17/18 Contracted orthodontic activity (UOA)	0
Carry forward orthodontic activity (UOA)	0
Baseline contract value	£282,995.80

ACCESS*

Patients seen in 24 months	Total	Change since previous quarter
Quarter ending December 2016	4,018	
Quarter ending March 2017	4,012	→
Quarter ending June 2017	3,971	↓
Quarter ending September 2017	4,017	→
Quarter ending December 2017	4,050	→
Variance since December 2016	0.8%	→



ACTIVITY



Month	Adjusted Scheduled Activity (UDA)	
	2017	2018
April	588	238
May	1,505	1,170
June	2,250	1,719
July	3,466	2,808
August	4,494	3,953
September	5,345	4,851
October	6,278	5,940
November	7,217	6,924
December	8,050	7,743
January	8,893	
February	9,842	
March	11,138	
April	11,566	
May	11,569	
June	11,569	

QUALITY

	Quantity	Base Number	Contract	AT	Region	England
% of FP17s for the same patient ID Re-attending within 3 months - Children	74	1,055	7.0%	11.0%	11.8%	12.0%
% of FP17s for the same patient ID Re-attending within 3 months - Adults	527	3,551	14.8%	14.5%	15.3%	15.9%
% of FP17s for the same patient ID Re-attending between 3 & 9 months - Children	640	1,055	60.7%	56.7%	59.1%	58.0%
% of FP17s for the same patient ID Re-attending between 3 & 9 months - Adults	2,140	3,551	60.3%	48.2%	51.5%	50.5%
% of FP17s for Band 1 Urgent Courses	487	4,414	11.0%	8.6%	8.0%	9.0%
% of FP17s Relating to Free Repair or Replacements	39	4,414	0.9%	0.7%	0.8%	0.8%
% of FP17s Relating to Continuations	29	4,414	0.7%	0.9%	1.1%	1.1%
% of Patients satisfied with the dentistry they have received	6	6	N/A	91.1%	91.6%	91.5%
% of Patients satisfied with the time they had to wait for an appointment	4	6	N/A	86.8%	88.3%	87.9%

* This is based on patients treated on this contract for their most recent course of treatment. Figures in italics indicate the base number of FP17s or Patient Questionnaire responses are less than 100. N/A is shown where the base number of responses is less than 10 during the period. % is calculated as Quantity/Base number*100

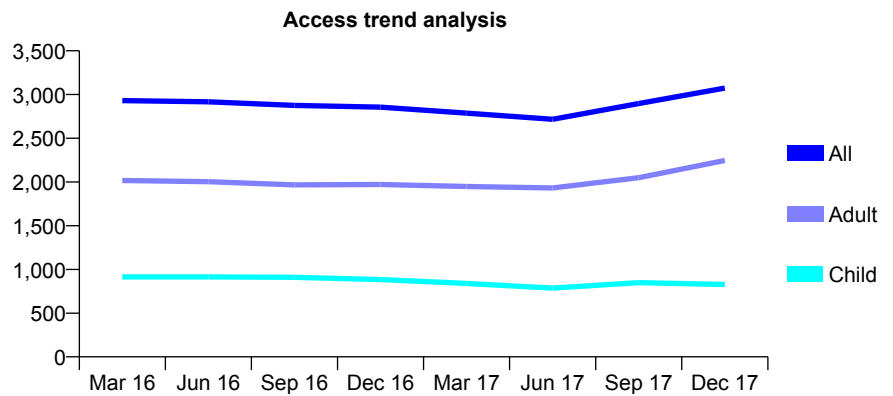
Q58 - Vital Signs At a Glance Contract Report for 658189/0002 - December 2017

Name or company name	Broughton Dental Partnership
Contract type name	GDS Contract
Purpose of contract	General
Contract start date	01/04/2007
Contract end date	

17/18 Contracted general activity (UDA)	7,883
Carry forward general activity (UDA)	109
17/18 Contracted orthodontic activity (UOA)	0
Carry forward orthodontic activity (UOA)	0
Baseline contract value	£170,578.77

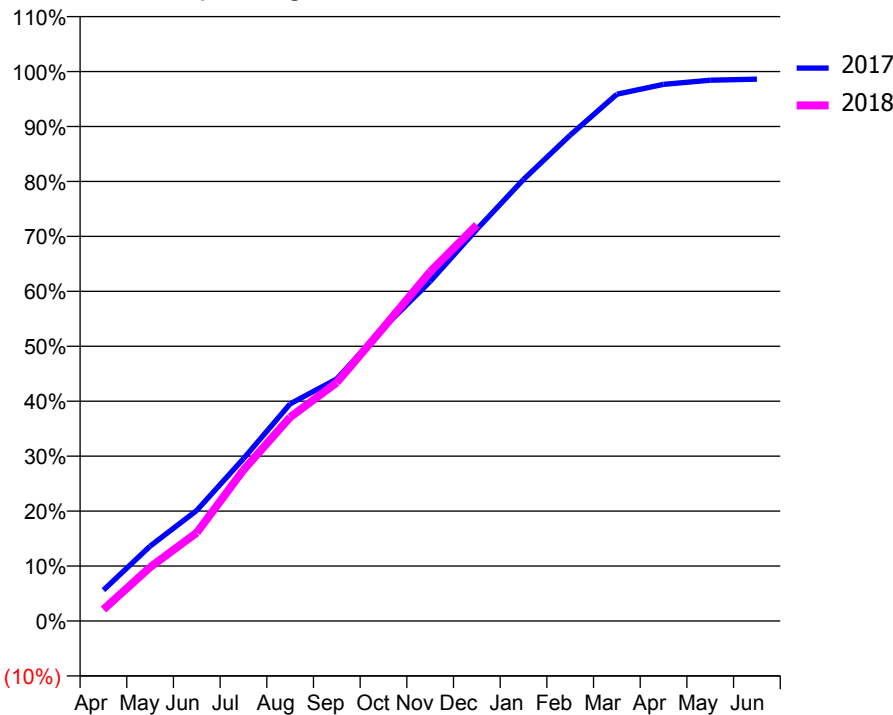
ACCESS*

Patients seen in 24 months	Total	Change since previous quarter
Quarter ending December 2016	2,855	
Quarter ending March 2017	2,787	↓
Quarter ending June 2017	2,717	↓
Quarter ending September 2017	2,897	↑
Quarter ending December 2017	3,073	↑
Variance since December 2016	7.6%	↑



ACTIVITY

Cumulative percentage of contracted UDA delivered 2017 & 2018



Month	Adjusted Scheduled Activity (UDA)	
	2017	2018
April	442	165
May	1,075	773
June	1,587	1,267
July	2,330	2,167
August	3,115	2,924
September	3,472	3,422
October	4,206	4,209
November	4,872	5,012
December	5,620	5,682
January	6,335	
February	6,971	
March	7,558	
April	7,699	
May	7,758	
June	7,774	

QUALITY

	Quantity	Base Number	Contract	AT	Region	England
% of FP17s for the same patient ID Re-attending within 3 months - Children	35	935	3.7%	11.0%	11.8%	12.0%
% of FP17s for the same patient ID Re-attending within 3 months - Adults	414	2,677	15.5%	14.5%	15.3%	15.9%
% of FP17s for the same patient ID Re-attending between 3 & 9 months - Children	537	935	57.4%	56.7%	59.1%	58.0%
% of FP17s for the same patient ID Re-attending between 3 & 9 months - Adults	1,394	2,677	52.1%	48.2%	51.5%	50.5%
% of FP17s for Band 1 Urgent Courses	200	3,532	5.7%	8.6%	8.0%	9.0%
% of FP17s Relating to Free Repair or Replacements	42	3,532	1.2%	0.7%	0.8%	0.8%
% of FP17s Relating to Continuations	20	3,532	0.6%	0.9%	1.1%	1.1%
% of Patients satisfied with the dentistry they have received	5	5	N/A	91.1%	91.6%	91.5%
% of Patients satisfied with the time they had to wait for an appointment	3	5	N/A	86.8%	88.3%	87.9%

* This is based on patients treated on this contract for their most recent course of treatment. Figures in italics indicate the base number of FP17s or Patient Questionnaire responses are less than 100. N/A is shown where the base number of responses is less than 10 during the period. % is calculated as Quantity/Base number*100

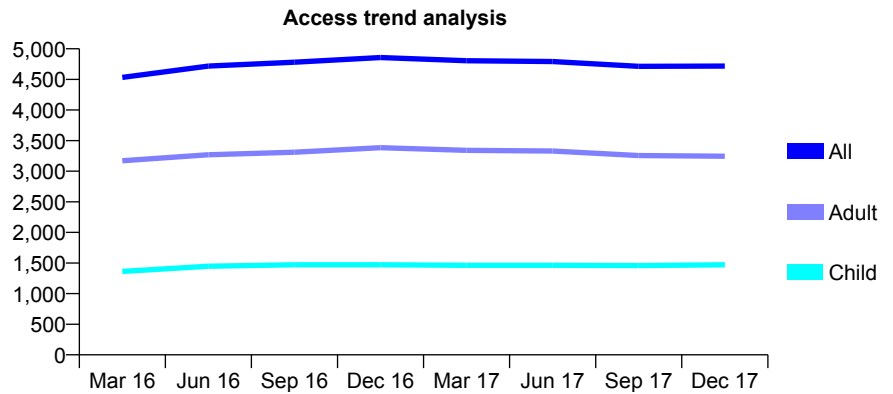
Q58 - Vital Signs At a Glance Contract Report for 658332/0001 - December 2017

Name or company name	MR SN PATEL
Contract type name	GDS Contract
Purpose of contract	General
Contract start date	01/04/2006
Contract end date	

17/18 Contracted general activity (UDA)	13,020
Carry forward general activity (UDA)	-260
17/18 Contracted orthodontic activity (UOA)	0
Carry forward orthodontic activity (UOA)	0
Baseline contract value	£389,057.95

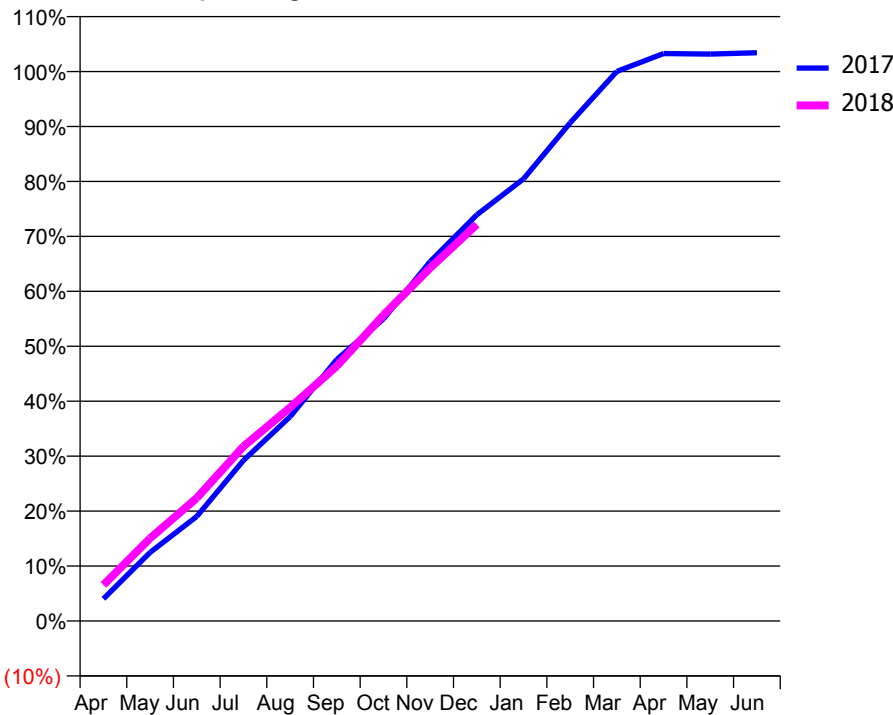
ACCESS*

Patients seen in 24 months	Total	Change since previous quarter
Quarter ending December 2016	4,857	
Quarter ending March 2017	4,805	↓
Quarter ending June 2017	4,792	→
Quarter ending September 2017	4,713	↓
Quarter ending December 2017	4,718	→
Variance since December 2016	(2.9%)	↓



ACTIVITY

Cumulative percentage of contracted UDA delivered 2017 & 2018



Month	Adjusted Scheduled Activity (UDA)	
	2017	2018
April	526	854
May	1,626	1,961
June	2,479	2,916
July	3,807	4,139
August	4,842	5,059
September	6,197	6,039
October	7,157	7,250
November	8,517	8,365
December	9,625	9,394
January	10,475	
February	11,807	
March	13,022	
April	13,446	
May	13,431	
June	13,464	

QUALITY

	Quantity	Base Number	Contract	AT	Region	England
% of FP17s for the same patient ID Re-attending within 3 months - Children	104	1,507	6.9%	11.0%	11.8%	12.0%
% of FP17s for the same patient ID Re-attending within 3 months - Adults	474	3,045	15.6%	14.5%	15.3%	15.9%
% of FP17s for the same patient ID Re-attending between 3 & 9 months - Children	775	1,507	51.4%	56.7%	59.1%	58.0%
% of FP17s for the same patient ID Re-attending between 3 & 9 months - Adults	1,450	3,045	47.6%	48.2%	51.5%	50.5%
% of FP17s for Band 1 Urgent Courses	531	4,348	12.2%	8.6%	8.0%	9.0%
% of FP17s Relating to Free Repair or Replacements	10	4,348	0.2%	0.7%	0.8%	0.8%
% of FP17s Relating to Continuations	24	4,348	0.6%	0.9%	1.1%	1.1%
% of Patients satisfied with the dentistry they have received	1	3	N/A	91.1%	91.6%	91.5%
% of Patients satisfied with the time they had to wait for an appointment	2	3	N/A	86.8%	88.3%	87.9%

* This is based on patients treated on this contract for their most recent course of treatment. Figures in italics indicate the base number of FP17s or Patient Questionnaire responses are less than 100. N/A is shown where the base number of responses is less than 10 during the period. % is calculated as Quantity/Base number*100

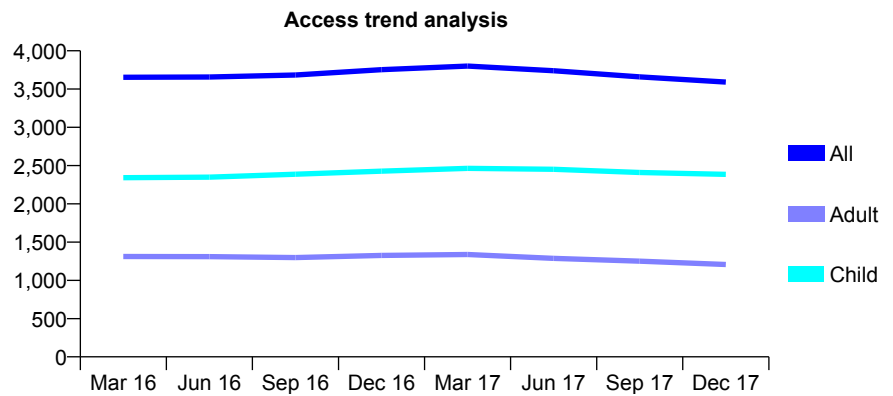
Q58 - Vital Signs At a Glance Contract Report for 660035/0001 - December 2017

Name or company name	MISS PE DESMOND
Contract type name	GDS Contract
Purpose of contract	General
Contract start date	01/04/2006
Contract end date	

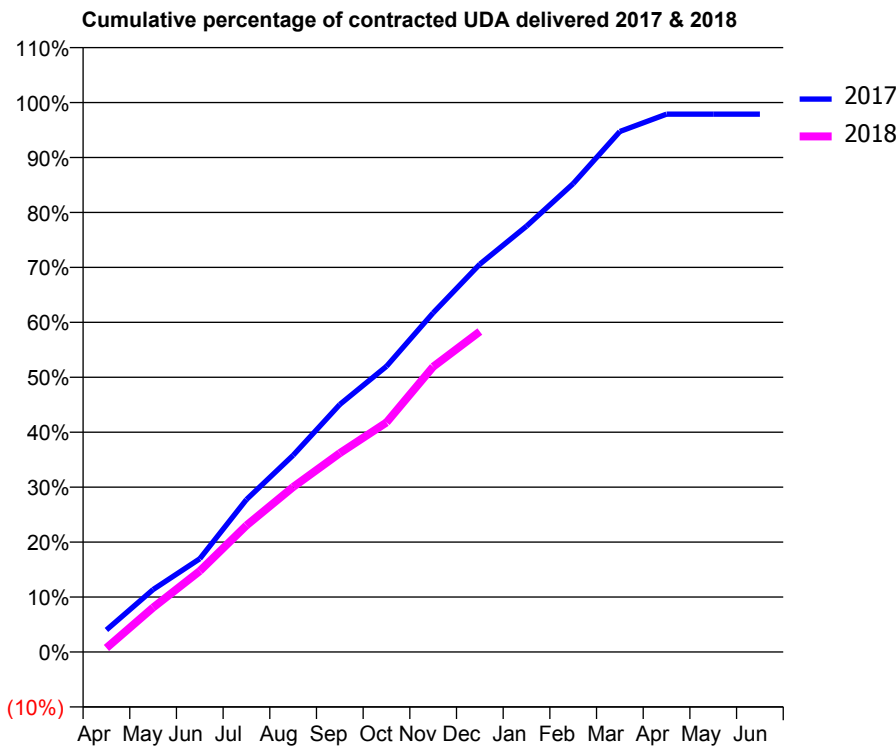
17/18 Contracted general activity (UDA)	9,000
Carry forward general activity (UDA)	190
17/18 Contracted orthodontic activity (UOA)	0
Carry forward orthodontic activity (UOA)	0
Baseline contract value	£227,690.58

ACCESS*

Patients seen in 24 months	Total	Change since previous quarter
Quarter ending December 2016	3,753	
Quarter ending March 2017	3,800	→
Quarter ending June 2017	3,740	↓
Quarter ending September 2017	3,659	↓
Quarter ending December 2017	3,592	↓
Variance since December 2016	(4.3%)	↓



ACTIVITY



Month	Adjusted Scheduled Activity (UDA)	
	2017	2018
April	360	66
May	1,023	729
June	1,528	1,327
July	2,498	2,074
August	3,222	2,704
September	4,054	3,257
October	4,679	3,760
November	5,555	4,673
December	6,352	5,250
January	6,975	
February	7,672	
March	8,525	
April	8,809	
May	8,810	
June	8,810	

QUALITY

	Quantity	Base Number	Contract	AT	Region	England
% of FP17s for the same patient ID Re-attending within 3 months - Children	179	2,499	7.2%	11.0%	11.8%	12.0%
% of FP17s for the same patient ID Re-attending within 3 months - Adults	215	1,031	20.9%	14.5%	15.3%	15.9%
% of FP17s for the same patient ID Re-attending between 3 & 9 months - Children	1,347	2,499	53.9%	56.7%	59.1%	58.0%
% of FP17s for the same patient ID Re-attending between 3 & 9 months - Adults	560	1,031	54.3%	48.2%	51.5%	50.5%
% of FP17s for Band 1 Urgent Courses	174	3,375	5.2%	8.6%	8.0%	9.0%
% of FP17s Relating to Free Repair or Replacements	1	3,375	0.0%	0.7%	0.8%	0.8%
% of FP17s Relating to Continuations	76	3,375	2.3%	0.9%	1.1%	1.1%
% of Patients satisfied with the dentistry they have received	1	1	N/A	91.1%	91.6%	91.5%
% of Patients satisfied with the time they had to wait for an appointment	1	1	N/A	86.8%	88.3%	87.9%

* This is based on patients treated on this contract for their most recent course of treatment. Figures in italics indicate the base number of FP17s or Patient Questionnaire responses are less than 100. N/A is shown where the base number of responses is less than 10 during the period. % is calculated as Quantity/Base number*100

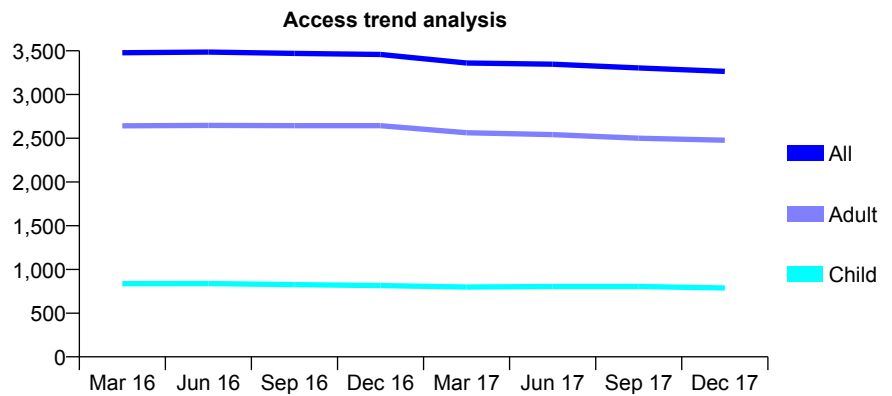
Q58 - Vital Signs At a Glance Contract Report for 660361/0001 - December 2017

Name or company name	MRS SK RAJANI
Contract type name	GDS Contract
Purpose of contract	General
Contract start date	01/04/2006
Contract end date	

17/18 Contracted general activity (UDA)	11,012
Carry forward general activity (UDA)	-123
17/18 Contracted orthodontic activity (UOA)	0
Carry forward orthodontic activity (UOA)	0
Baseline contract value	£280,991.00

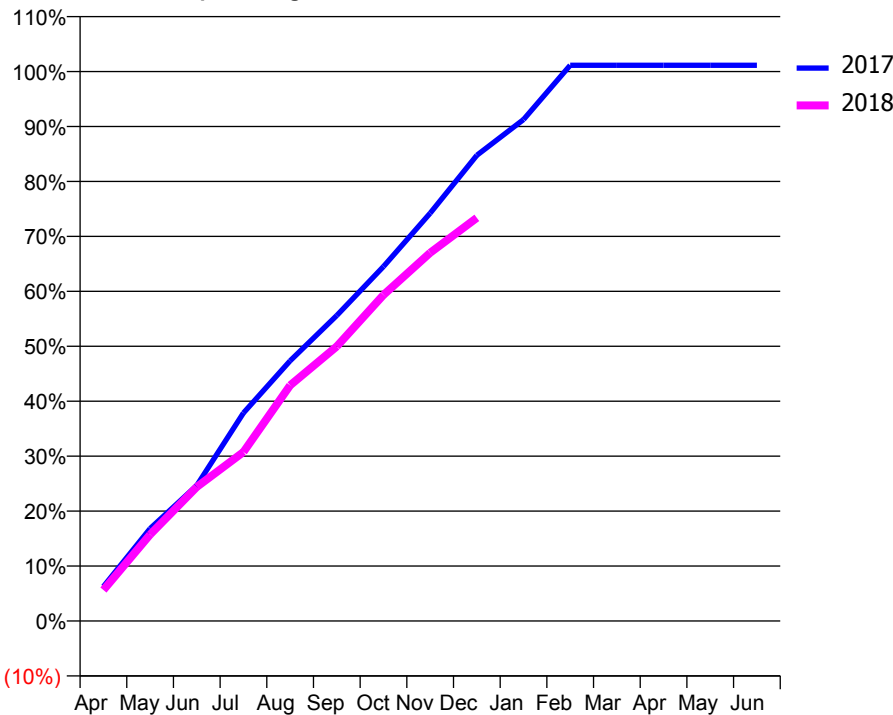
ACCESS*

Patients seen in 24 months	Total	Change since previous quarter
Quarter ending December 2016	3,458	
Quarter ending March 2017	3,361	↓
Quarter ending June 2017	3,346	→
Quarter ending September 2017	3,304	↓
Quarter ending December 2017	3,265	↓
Variance since December 2016	(5.6%)	↓



ACTIVITY

Cumulative percentage of contracted UDA delivered 2017 & 2018



Month	Adjusted Scheduled Activity (UDA)	
	2017	2018
April	690	622
May	1,852	1,732
June	2,716	2,688
July	4,169	3,386
August	5,215	4,724
September	6,122	5,504
October	7,104	6,535
November	8,172	7,379
December	9,332	8,079
January	10,050	
February	11,136	
March	11,136	
April	11,136	
May	11,136	
June	11,136	

QUALITY

	Quantity	Base Number	Contract	AT	Region	England
% of FP17s for the same patient ID Re-attending within 3 months - Children	79	823	9.6%	11.0%	11.8%	12.0%
% of FP17s for the same patient ID Re-attending within 3 months - Adults	412	2,514	16.4%	14.5%	15.3%	15.9%
% of FP17s for the same patient ID Re-attending between 3 & 9 months - Children	383	823	46.5%	56.7%	59.1%	58.0%
% of FP17s for the same patient ID Re-attending between 3 & 9 months - Adults	1,058	2,514	42.1%	48.2%	51.5%	50.5%
% of FP17s for Band 1 Urgent Courses	353	3,337	10.6%	8.6%	8.0%	9.0%
% of FP17s Relating to Free Repair or Replacements	0	3,337	0.0%	0.7%	0.8%	0.8%
% of FP17s Relating to Continuations	77	3,337	2.3%	0.9%	1.1%	1.1%
% of Patients satisfied with the dentistry they have received	3	4	N/A	91.1%	91.6%	91.5%
% of Patients satisfied with the time they had to wait for an appointment	3	4	N/A	86.8%	88.3%	87.9%

* This is based on patients treated on this contract for their most recent course of treatment. Figures in italics indicate the base number of FP17s or Patient Questionnaire responses are less than 100. N/A is shown where the base number of responses is less than 10 during the period. % is calculated as Quantity/Base number*100

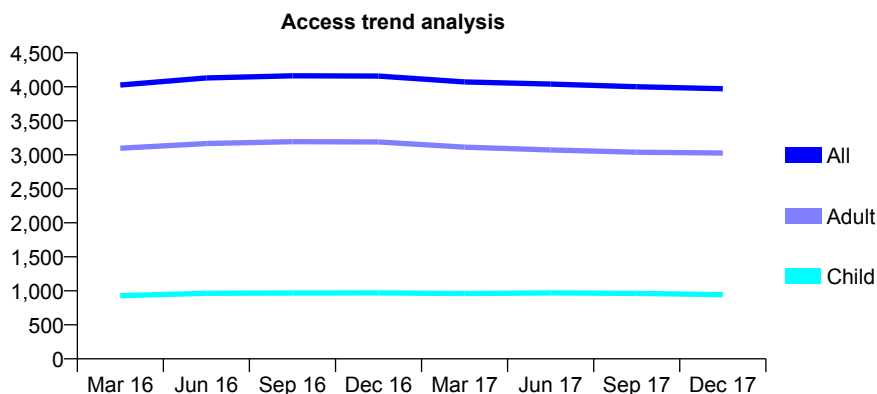
Q58 - Vital Signs At a Glance Contract Report for 673110/0001 - December 2017

Name or company name	MR MH BALKHI
Contract type name	GDS Contract
Purpose of contract	General
Contract start date	01/04/2006
Contract end date	

17/18 Contracted general activity (UDA)	8,940
Carry forward general activity (UDA)	-148
17/18 Contracted orthodontic activity (UOA)	0
Carry forward orthodontic activity (UOA)	0
Baseline contract value	£222,979.75

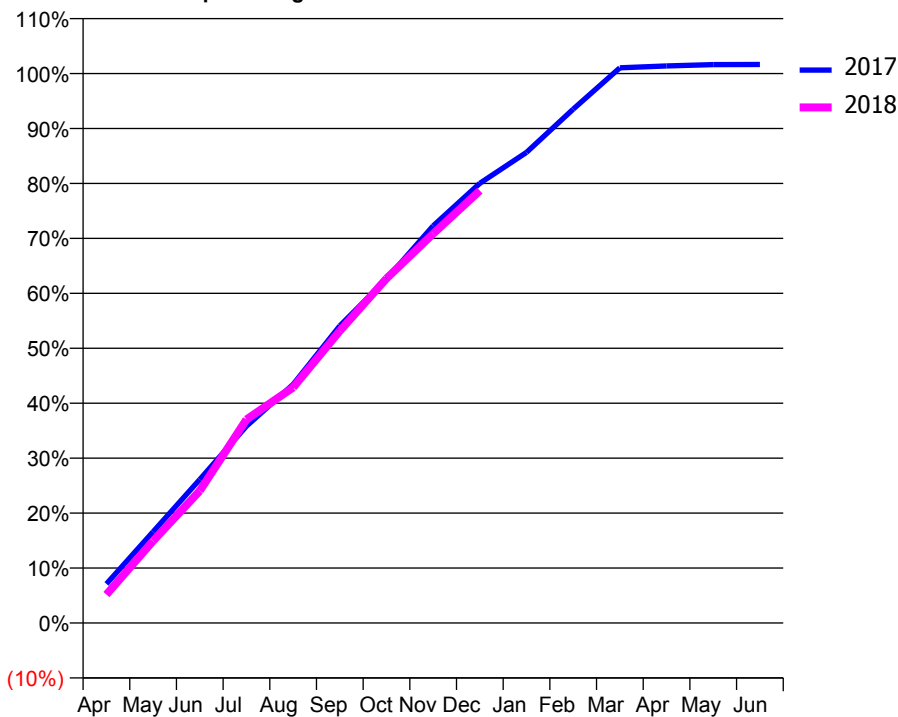
ACCESS*

Patients seen in 24 months	Total	Change since previous quarter
Quarter ending December 2016	4,158	
Quarter ending March 2017	4,072	↓
Quarter ending June 2017	4,040	→
Quarter ending September 2017	4,000	→
Quarter ending December 2017	3,971	→
Variance since December 2016	(4.5%)	↓



ACTIVITY

Cumulative percentage of contracted UDA delivered 2017 & 2018



Month	Adjusted Scheduled Activity (UDA)	
	2017	2018
April	637	463
May	1,486	1,335
June	2,335	2,152
July	3,204	3,311
August	3,883	3,832
September	4,836	4,753
October	5,596	5,605
November	6,462	6,334
December	7,155	7,034
January	7,656	
February	8,361	
March	9,032	
April	9,063	
May	9,085	
June	9,087	

QUALITY

	Quantity	Base Number	Contract	AT	Region	England
% of FP17s for the same patient ID Re-attending within 3 months - Children	28	973	2.9%	11.0%	11.8%	12.0%
% of FP17s for the same patient ID Re-attending within 3 months - Adults	179	2,838	6.3%	14.5%	15.3%	15.9%
% of FP17s for the same patient ID Re-attending between 3 & 9 months - Children	576	973	59.2%	56.7%	59.1%	58.0%
% of FP17s for the same patient ID Re-attending between 3 & 9 months - Adults	1,492	2,838	52.6%	48.2%	51.5%	50.5%
% of FP17s for Band 1 Urgent Courses	119	3,771	3.2%	8.6%	8.0%	9.0%
% of FP17s Relating to Free Repair or Replacements	9	3,771	0.2%	0.7%	0.8%	0.8%
% of FP17s Relating to Continuations	0	3,771	0.0%	0.9%	1.1%	1.1%
% of Patients satisfied with the dentistry they have received	1	1	N/A	91.1%	91.6%	91.5%
% of Patients satisfied with the time they had to wait for an appointment	1	1	N/A	86.8%	88.3%	87.9%

* This is based on patients treated on this contract for their most recent course of treatment. Figures in italics indicate the base number of FP17s or Patient Questionnaire responses are less than 100. N/A is shown where the base number of responses is less than 10 during the period. % is calculated as Quantity/Base number*100

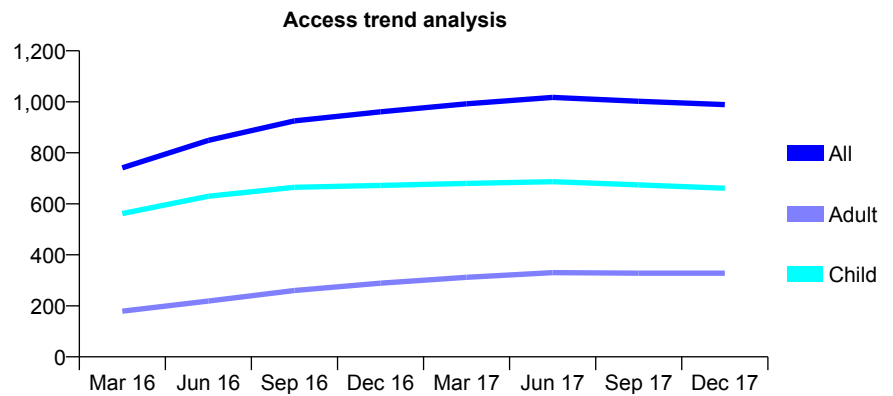
Q58 - Vital Signs At a Glance Contract Report for 674052/0001 - December 2017

Name or company name	MR RL JONES
Contract type name	GDS Contract
Purpose of contract	General
Contract start date	13/07/2015
Contract end date	

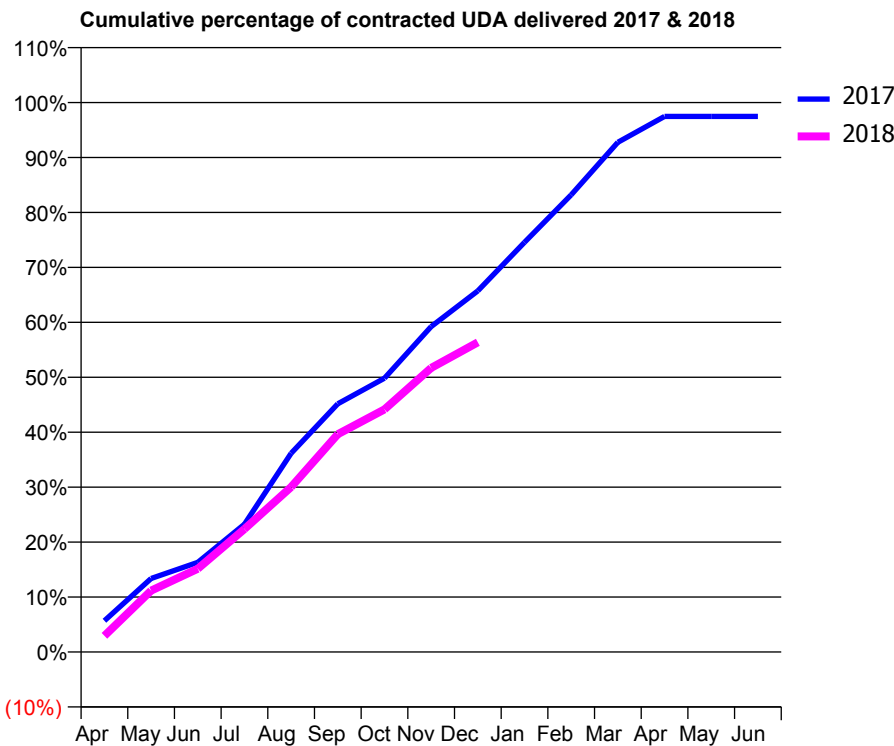
17/18 Contracted general activity (UDA)	1,936
Carry forward general activity (UDA)	49
17/18 Contracted orthodontic activity (UOA)	0
Carry forward orthodontic activity (UOA)	0
Baseline contract value	£45,964.27

ACCESS*

Patients seen in 24 months	Total	Change since previous quarter
Quarter ending December 2016	961	
Quarter ending March 2017	992	↑
Quarter ending June 2017	1,017	↑
Quarter ending September 2017	1,002	↓
Quarter ending December 2017	989	↓
Variance since December 2016	2.9%	↑



ACTIVITY



Month	Adjusted Scheduled Activity (UDA)	
	2017	2018
April	110	57
May	259	216
June	316	293
July	450	433
August	700	581
September	875	767
October	965	855
November	1,147	1,001
December	1,273	1,091
January	1,444	
February	1,611	
March	1,796	
April	1,887	
May	1,887	
June	1,887	

QUALITY

	Quantity	Base Number	Contract	AT	Region	England
% of FP17s for the same patient ID Re-attending within 3 months - Children	45	711	6.3%	11.0%	11.8%	12.0%
% of FP17s for the same patient ID Re-attending within 3 months - Adults	11	201	5.5%	14.5%	15.3%	15.9%
% of FP17s for the same patient ID Re-attending between 3 & 9 months - Children	410	711	57.7%	56.7%	59.1%	58.0%
% of FP17s for the same patient ID Re-attending between 3 & 9 months - Adults	84	201	41.8%	48.2%	51.5%	50.5%
% of FP17s for Band 1 Urgent Courses	5	863	0.6%	8.6%	8.0%	9.0%
% of FP17s Relating to Free Repair or Replacements	0	863	0.0%	0.7%	0.8%	0.8%
% of FP17s Relating to Continuations	1	863	0.1%	0.9%	1.1%	1.1%
% of Patients satisfied with the dentistry they have received	0	0	N/A	91.1%	91.6%	91.5%
% of Patients satisfied with the time they had to wait for an appointment	0	0	N/A	86.8%	88.3%	87.9%

* This is based on patients treated on this contract for their most recent course of treatment. Figures in italics indicate the base number of FP17s or Patient Questionnaire responses are less than 100. N/A is shown where the base number of responses is less than 10 during the period. % is calculated as Quantity/Base number*100

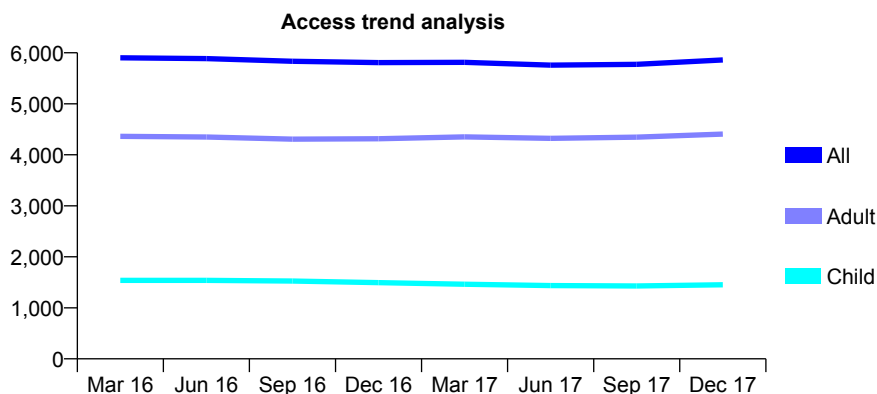
Q58 - Vital Signs At a Glance Contract Report for 674079/0002 - December 2017

Name or company name	MR R KHAN
Contract type name	GDS Contract
Purpose of contract	General
Contract start date	01/06/2009
Contract end date	

17/18 Contracted general activity (UDA)	17,558
Carry forward general activity (UDA)	-112
17/18 Contracted orthodontic activity (UOA)	0
Carry forward orthodontic activity (UOA)	0
Baseline contract value	£465,661.31

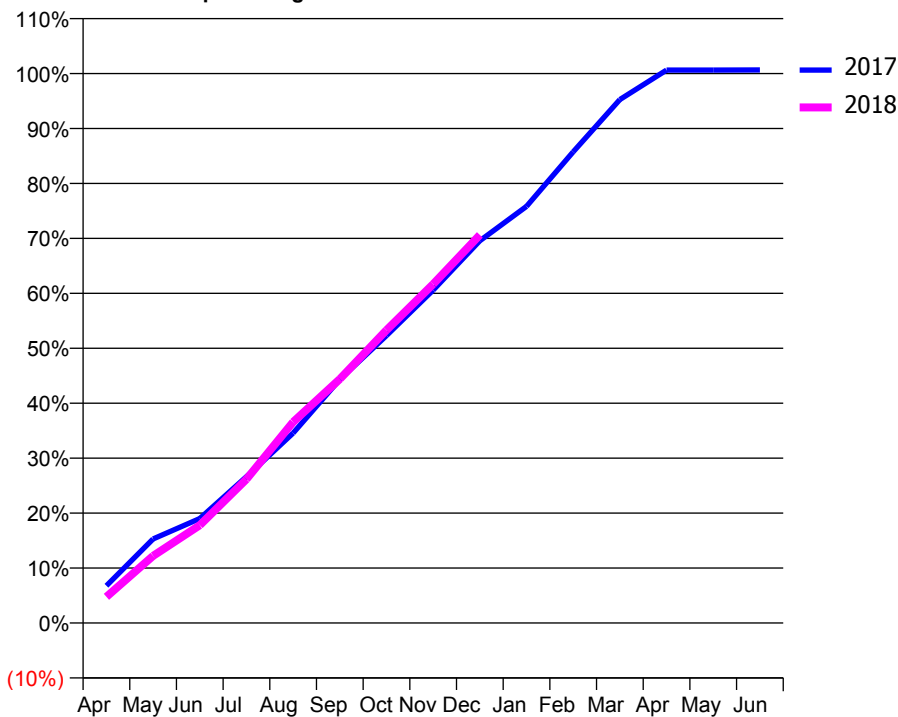
ACCESS*

Patients seen in 24 months	Total	Change since previous quarter
Quarter ending December 2016	5,808	
Quarter ending March 2017	5,814	→
Quarter ending June 2017	5,758	→
Quarter ending September 2017	5,775	→
Quarter ending December 2017	5,860	→
Variance since December 2016	0.9%	→



ACTIVITY

Cumulative percentage of contracted UDA delivered 2017 & 2018



Month	Adjusted Scheduled Activity (UDA)	
	2017	2018
April	1,190	836
May	2,686	2,143
June	3,338	3,123
July	4,675	4,595
August	6,069	6,424
September	7,783	7,795
October	9,182	9,357
November	10,635	10,828
December	12,216	12,403
January	13,312	
February	15,054	
March	16,727	
April	17,668	
May	17,669	
June	17,670	

QUALITY

	Quantity	Base Number	Contract	AT	Region	England
% of FP17s for the same patient ID Re-attending within 3 months - Children	67	1,364	4.9%	11.0%	11.8%	12.0%
% of FP17s for the same patient ID Re-attending within 3 months - Adults	547	4,122	13.3%	14.5%	15.3%	15.9%
% of FP17s for the same patient ID Re-attending between 3 & 9 months - Children	678	1,364	49.7%	56.7%	59.1%	58.0%
% of FP17s for the same patient ID Re-attending between 3 & 9 months - Adults	1,992	4,122	48.3%	48.2%	51.5%	50.5%
% of FP17s for Band 1 Urgent Courses	110	5,167	2.1%	8.6%	8.0%	9.0%
% of FP17s Relating to Free Repair or Replacements	95	5,167	1.8%	0.7%	0.8%	0.8%
% of FP17s Relating to Continuations	18	5,167	0.3%	0.9%	1.1%	1.1%
% of Patients satisfied with the dentistry they have received	10	12	83.3%	91.1%	91.6%	91.5%
% of Patients satisfied with the time they had to wait for an appointment	10	12	83.3%	86.8%	88.3%	87.9%

* This is based on patients treated on this contract for their most recent course of treatment. Figures in italics indicate the base number of FP17s or Patient Questionnaire responses are less than 100. N/A is shown where the base number of responses is less than 10 during the period. % is calculated as Quantity/Base number*100

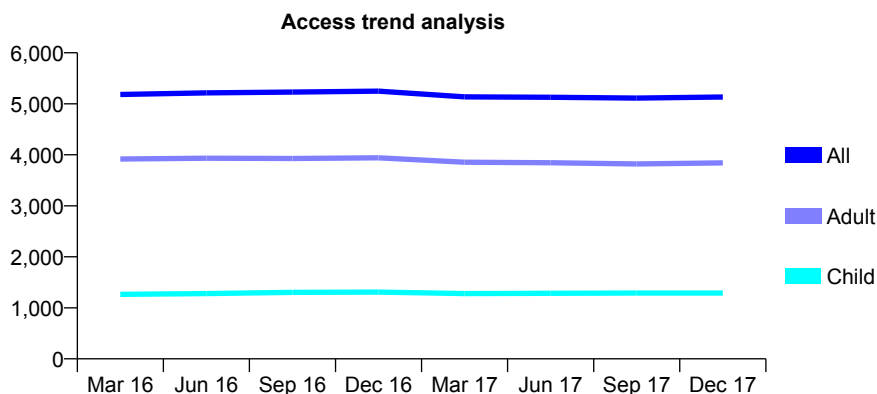
Q58 - Vital Signs At a Glance Contract Report for 676802/0001 - December 2017

Name or company name	MR B MOHAMMAD-AGHAEI
Contract type name	GDS Contract
Purpose of contract	General
Contract start date	01/04/2006
Contract end date	

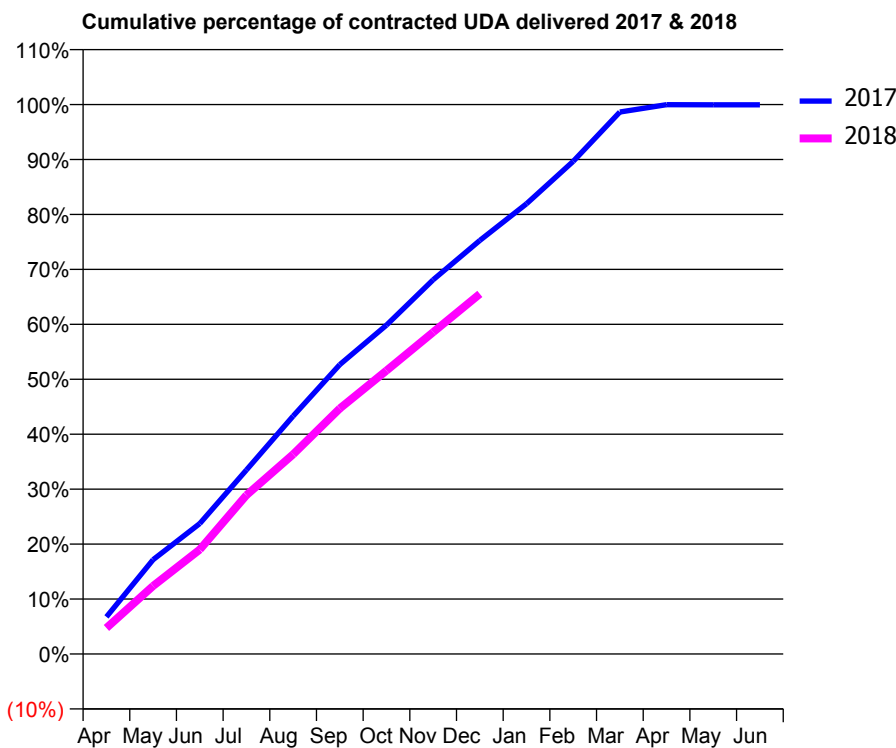
17/18 Contracted general activity (UDA)	16,076
Carry forward general activity (UDA)	10
17/18 Contracted orthodontic activity (UOA)	0
Carry forward orthodontic activity (UOA)	0
Baseline contract value	£392,477.84

ACCESS*

Patients seen in 24 months	Total	Change since previous quarter
Quarter ending December 2016	5,249	
Quarter ending March 2017	5,135	↓
Quarter ending June 2017	5,128	→
Quarter ending September 2017	5,112	→
Quarter ending December 2017	5,133	→
Variance since December 2016	(2.2%)	↓



ACTIVITY



Month	Adjusted Scheduled Activity (UDA)	
	2017	2018
April	1,085	763
May	2,759	1,990
June	3,816	3,055
July	5,387	4,646
August	6,963	5,841
September	8,468	7,184
October	9,622	8,292
November	10,947	9,415
December	12,101	10,534
January	13,174	
February	14,414	
March	15,857	
April	16,072	
May	16,066	
June	16,066	

QUALITY

	Quantity	Base Number	Contract	AT	Region	England
% of FP17s for the same patient ID Re-attending within 3 months - Children	48	1,220	3.9%	11.0%	11.8%	12.0%
% of FP17s for the same patient ID Re-attending within 3 months - Adults	383	3,425	11.2%	14.5%	15.3%	15.9%
% of FP17s for the same patient ID Re-attending between 3 & 9 months - Children	642	1,220	52.6%	56.7%	59.1%	58.0%
% of FP17s for the same patient ID Re-attending between 3 & 9 months - Adults	1,644	3,425	48.0%	48.2%	51.5%	50.5%
% of FP17s for Band 1 Urgent Courses	322	4,540	7.1%	8.6%	8.0%	9.0%
% of FP17s Relating to Free Repair or Replacements	82	4,540	1.8%	0.7%	0.8%	0.8%
% of FP17s Relating to Continuations	11	4,540	0.2%	0.9%	1.1%	1.1%
% of Patients satisfied with the dentistry they have received	3	3	N/A	91.1%	91.6%	91.5%
% of Patients satisfied with the time they had to wait for an appointment	3	3	N/A	86.8%	88.3%	87.9%

* This is based on patients treated on this contract for their most recent course of treatment. Figures in italics indicate the base number of FP17s or Patient Questionnaire responses are less than 100. N/A is shown where the base number of responses is less than 10 during the period. % is calculated as Quantity/Base number*100

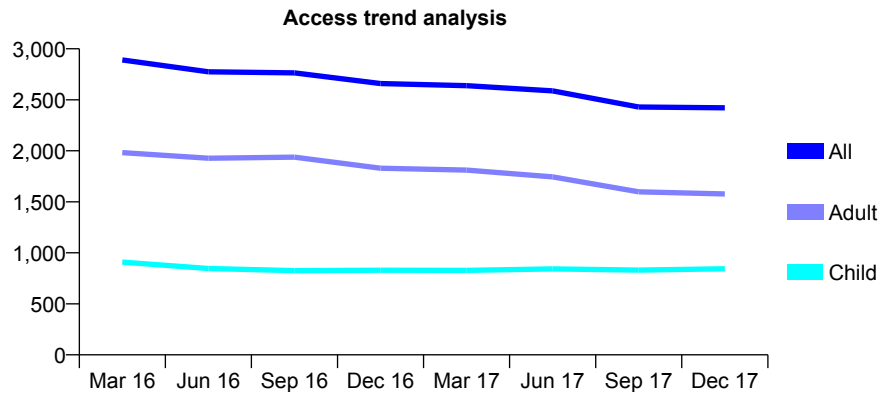
Q58 - Vital Signs At a Glance Contract Report for 688789/0002 - December 2017

Name or company name	MRS N SHAH
Contract type name	GDS Contract
Purpose of contract	General
Contract start date	01/04/2009
Contract end date	

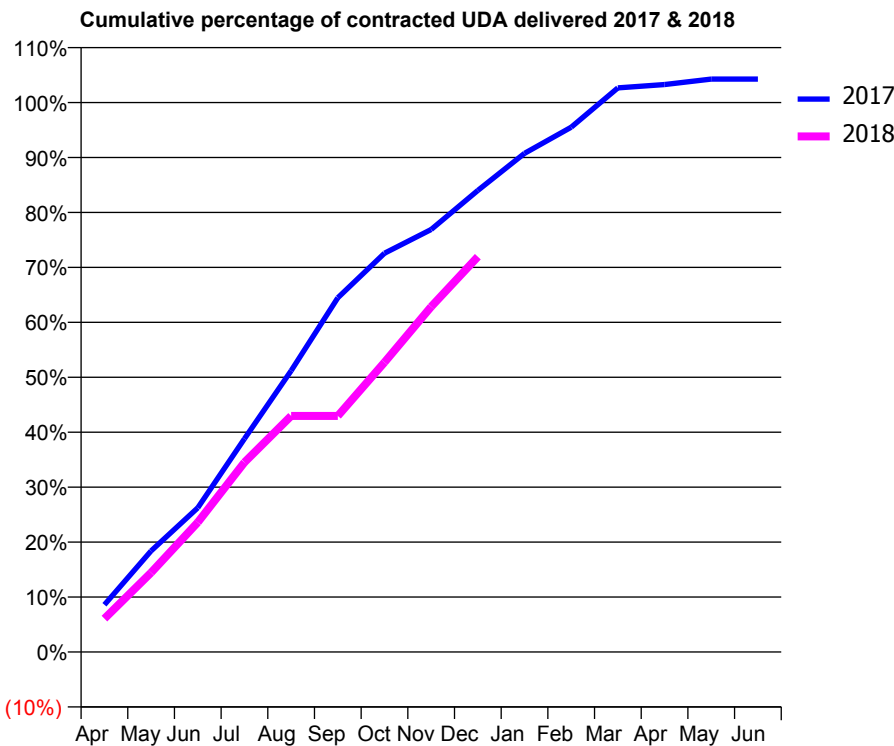
17/18 Contracted general activity (UDA)	4,900
Carry forward general activity (UDA)	-98
17/18 Contracted orthodontic activity (UOA)	0
Carry forward orthodontic activity (UOA)	0
Baseline contract value	£127,562.68

ACCESS*

Patients seen in 24 months	Total	Change since previous quarter
Quarter ending December 2016	2,659	
Quarter ending March 2017	2,639	→
Quarter ending June 2017	2,588	↓
Quarter ending September 2017	2,429	↓
Quarter ending December 2017	2,421	→
Variance since December 2016	(9.0%)	↓



ACTIVITY



Month	Adjusted Scheduled Activity (UDA)	
	2017	2018
April	421	297
May	902	708
June	1,286	1,156
July	1,902	1,691
August	2,508	2,106
September	3,159	2,106
October	3,556	2,584
November	3,768	3,079
December	4,116	3,526
January	4,447	
February	4,679	
March	5,030	
April	5,060	
May	5,109	
June	5,109	

QUALITY

	Quantity	Base Number	Contract	AT	Region	England
% of FP17s for the same patient ID Re-attending within 3 months - Children	46	878	5.2%	11.0%	11.8%	12.0%
% of FP17s for the same patient ID Re-attending within 3 months - Adults	105	914	11.5%	14.5%	15.3%	15.9%
% of FP17s for the same patient ID Re-attending between 3 & 9 months - Children	508	878	57.9%	56.7%	59.1%	58.0%
% of FP17s for the same patient ID Re-attending between 3 & 9 months - Adults	196	914	21.4%	48.2%	51.5%	50.5%
% of FP17s for Band 1 Urgent Courses	183	1,748	10.5%	8.6%	8.0%	9.0%
% of FP17s Relating to Free Repair or Replacements	0	1,748	0.0%	0.7%	0.8%	0.8%
% of FP17s Relating to Continuations	3	1,748	0.2%	0.9%	1.1%	1.1%
% of Patients satisfied with the dentistry they have received	2	2	N/A	91.1%	91.6%	91.5%
% of Patients satisfied with the time they had to wait for an appointment	2	2	N/A	86.8%	88.3%	87.9%

* This is based on patients treated on this contract for their most recent course of treatment. Figures in italics indicate the base number of FP17s or Patient Questionnaire responses are less than 100. N/A is shown where the base number of responses is less than 10 during the period. % is calculated as Quantity/Base number*100

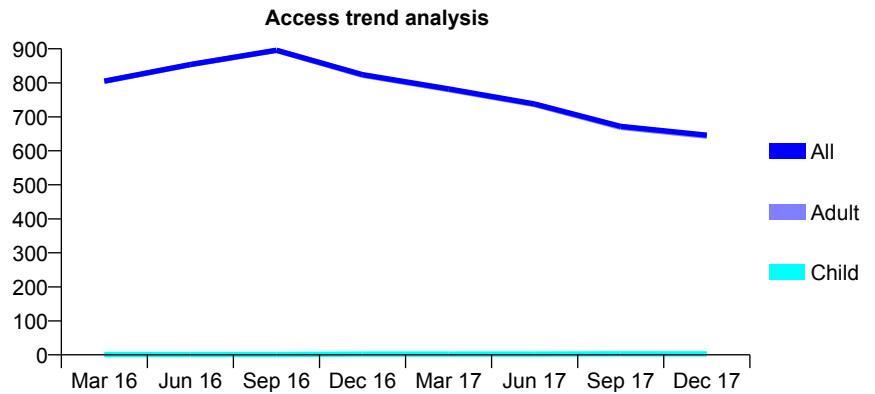
Q58 - Vital Signs At a Glance Contract Report for 688789/0004 - December 2017

Name or company name	MRS N SHAH
Contract type name	PDS Contract
Purpose of contract	General
Contract start date	01/09/2014
Contract end date	31/03/2018

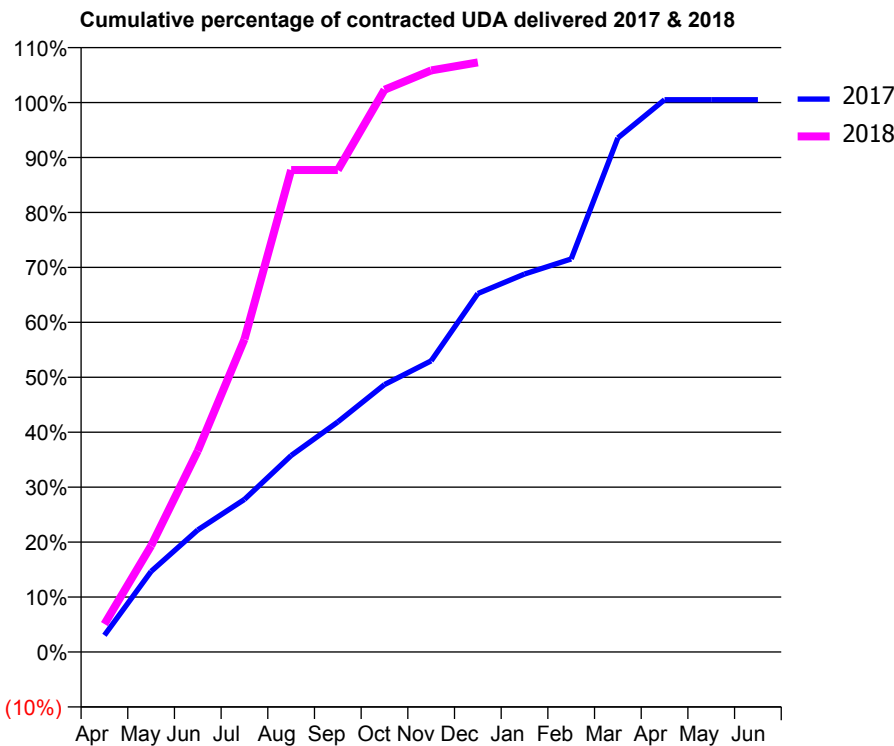
17/18 Contracted general activity (UDA)	767
Carry forward general activity (UDA)	0
17/18 Contracted orthodontic activity (UOA)	0
Carry forward orthodontic activity (UOA)	0
Baseline contract value	£107,965.99

ACCESS*

Patients seen in 24 months	Total	Change since previous quarter
Quarter ending December 2016	824	
Quarter ending March 2017	782	↓
Quarter ending June 2017	738	↓
Quarter ending September 2017	672	↓
Quarter ending December 2017	646	↓
Variance since December 2016	(21.6%)	↓



ACTIVITY



Month	Adjusted Scheduled Activity (UDA)	
	2017	2018
April	52	39
May	252	148
June	382	281
July	478	437
August	615	673
September	720	673
October	837	785
November	911	812
December	1,121	823
January	1,182	
February	1,229	
March	1,608	
April	1,728	
May	1,728	
June	1,728	

QUALITY

	Quantity	Base Number	Contract	AT	Region	England
% of FP17s for the same patient ID Re-attending within 3 months - Children	0	4	0.0%	11.0%	11.8%	12.0%
% of FP17s for the same patient ID Re-attending within 3 months - Adults	40	374	10.7%	14.5%	15.3%	15.9%
% of FP17s for the same patient ID Re-attending between 3 & 9 months - Children	0	4	0.0%	56.7%	59.1%	58.0%
% of FP17s for the same patient ID Re-attending between 3 & 9 months - Adults	183	374	48.9%	48.2%	51.5%	50.5%
% of FP17s for Band 1 Urgent Courses	10	332	3.0%	8.6%	8.0%	9.0%
% of FP17s Relating to Free Repair or Replacements	0	332	0.0%	0.7%	0.8%	0.8%
% of FP17s Relating to Continuations	0	332	0.0%	0.9%	1.1%	1.1%
% of Patients satisfied with the dentistry they have received	0	0	N/A	91.1%	91.6%	91.5%
% of Patients satisfied with the time they had to wait for an appointment	0	0	N/A	86.8%	88.3%	87.9%

* This is based on patients treated on this contract for their most recent course of treatment. Figures in italics indicate the base number of FP17s or Patient Questionnaire responses are less than 100. N/A is shown where the base number of responses is less than 10 during the period. % is calculated as Quantity/Base number*100

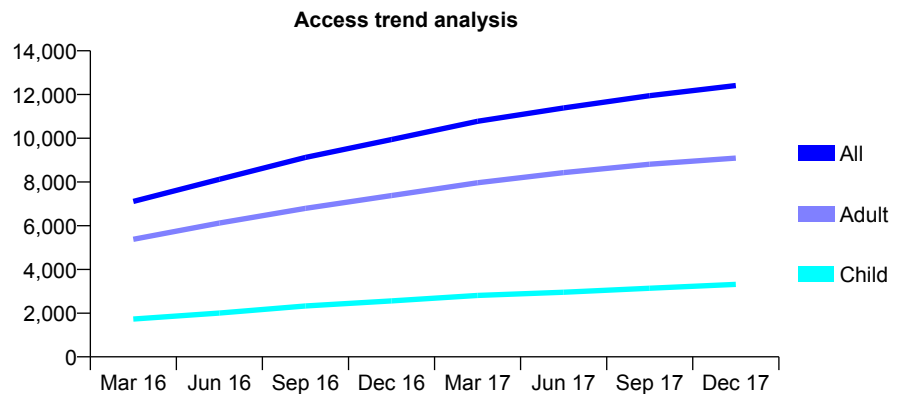
Q58 - Vital Signs At a Glance Contract Report for 689424/0001 - December 2017

Name or company name	MR N SAKERCHAND
Contract type name	GDS Contract
Purpose of contract	General
Contract start date	18/07/2009
Contract end date	

17/18 Contracted general activity (UDA)	23,773
Carry forward general activity (UDA)	-92
17/18 Contracted orthodontic activity (UOA)	0
Carry forward orthodontic activity (UOA)	0
Baseline contract value	£543,981.40

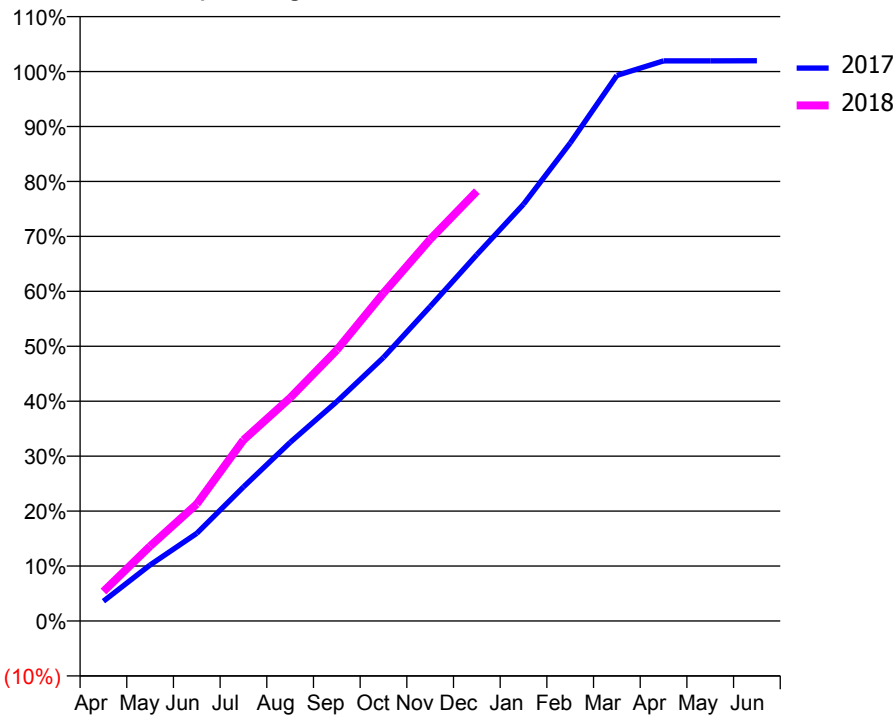
ACCESS*

Patients seen in 24 months	Total	Change since previous quarter
Quarter ending December 2016	9,941	
Quarter ending March 2017	10,774	↑
Quarter ending June 2017	11,386	↑
Quarter ending September 2017	11,949	↑
Quarter ending December 2017	12,411	↑
Variance since December 2016	24.8%	↑



ACTIVITY

Cumulative percentage of contracted UDA delivered 2017 & 2018



Month	Adjusted Scheduled Activity (UDA)	
	2017	2018
April	859	1,275
May	2,425	3,242
June	3,796	5,064
July	5,799	7,830
August	7,725	9,652
September	9,492	11,727
October	11,400	14,190
November	13,605	16,516
December	15,848	18,596
January	18,032	
February	20,677	
March	23,602	
April	24,231	
May	24,235	
June	24,236	

QUALITY

	Quantity	Base Number	Contract	AT	Region	England
% of FP17s for the same patient ID Re-attending within 3 months - Children	237	3,138	7.6%	11.0%	11.8%	12.0%
% of FP17s for the same patient ID Re-attending within 3 months - Adults	1,302	7,388	17.6%	14.5%	15.3%	15.9%
% of FP17s for the same patient ID Re-attending between 3 & 9 months - Children	1,427	3,138	45.5%	56.7%	59.1%	58.0%
% of FP17s for the same patient ID Re-attending between 3 & 9 months - Adults	2,239	7,388	30.3%	48.2%	51.5%	50.5%
% of FP17s for Band 1 Urgent Courses	1,272	9,183	13.9%	8.6%	8.0%	9.0%
% of FP17s Relating to Free Repair or Replacements	80	9,183	0.9%	0.7%	0.8%	0.8%
% of FP17s Relating to Continuations	42	9,183	0.5%	0.9%	1.1%	1.1%
% of Patients satisfied with the dentistry they have received	10	12	83.3%	91.1%	91.6%	91.5%
% of Patients satisfied with the time they had to wait for an appointment	11	12	91.7%	86.8%	88.3%	87.9%

* This is based on patients treated on this contract for their most recent course of treatment. Figures in italics indicate the base number of FP17s or Patient Questionnaire responses are less than 100. N/A is shown where the base number of responses is less than 10 during the period. % is calculated as Quantity/Base number*100

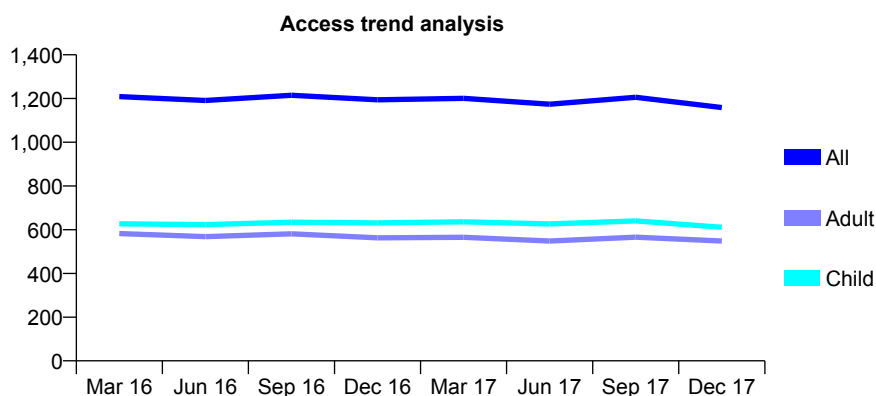
Q58 - Vital Signs At a Glance Contract Report for 723657/0001 - December 2017

Name or company name	MR AG BREE
Contract type name	GDS Contract
Purpose of contract	General
Contract start date	01/04/2006
Contract end date	

17/18 Contracted general activity (UDA)	2,927
Carry forward general activity (UDA)	-39
17/18 Contracted orthodontic activity (UOA)	0
Carry forward orthodontic activity (UOA)	0
Baseline contract value	£66,058.80

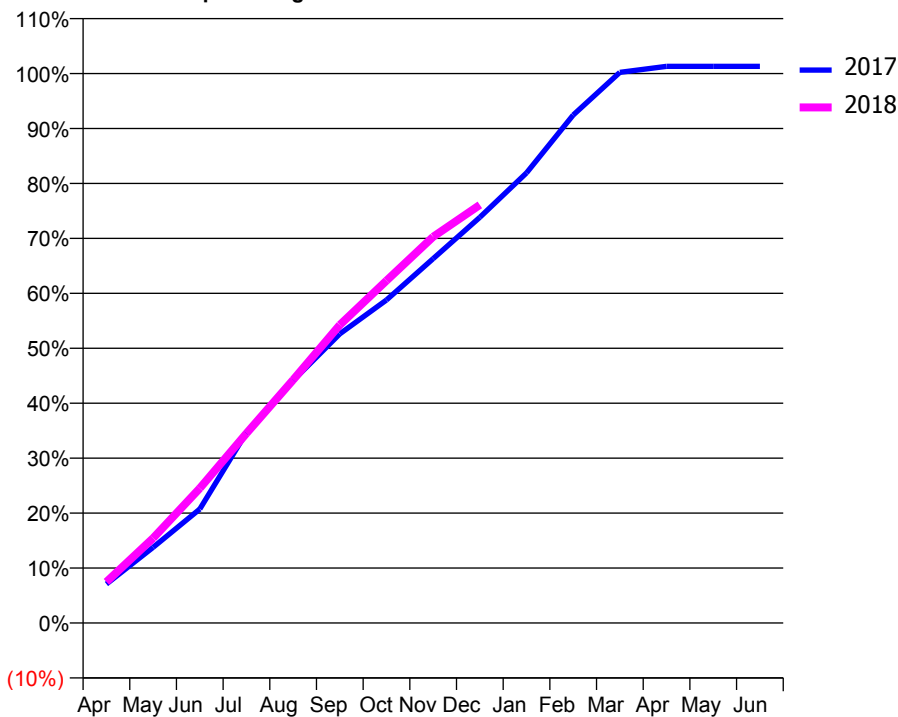
ACCESS*

Patients seen in 24 months	Total	Change since previous quarter
Quarter ending December 2016	1,194	
Quarter ending March 2017	1,201	→
Quarter ending June 2017	1,174	↓
Quarter ending September 2017	1,206	↑
Quarter ending December 2017	1,159	↓
Variance since December 2016	(2.9%)	↓



ACTIVITY

Cumulative percentage of contracted UDA delivered 2017 & 2018



Month	Adjusted Scheduled Activity (UDA)	
	2017	2018
April	208	219
May	403	452
June	607	718
July	1,015	1,011
August	1,292	1,295
September	1,541	1,588
October	1,720	1,824
November	1,941	2,058
December	2,161	2,227
January	2,397	
February	2,706	
March	2,933	
April	2,965	
May	2,965	
June	2,965	

QUALITY

	Quantity	Base Number	Contract	AT	Region	England
% of FP17s for the same patient ID Re-attending within 3 months - Children	24	633	3.8%	11.0%	11.8%	12.0%
% of FP17s for the same patient ID Re-attending within 3 months - Adults	62	433	14.3%	14.5%	15.3%	15.9%
% of FP17s for the same patient ID Re-attending between 3 & 9 months - Children	413	633	65.2%	56.7%	59.1%	58.0%
% of FP17s for the same patient ID Re-attending between 3 & 9 months - Adults	236	433	54.5%	48.2%	51.5%	50.5%
% of FP17s for Band 1 Urgent Courses	36	1,055	3.4%	8.6%	8.0%	9.0%
% of FP17s Relating to Free Repair or Replacements	0	1,055	0.0%	0.7%	0.8%	0.8%
% of FP17s Relating to Continuations	19	1,055	1.8%	0.9%	1.1%	1.1%
% of Patients satisfied with the dentistry they have received	3	3	N/A	91.1%	91.6%	91.5%
% of Patients satisfied with the time they had to wait for an appointment	3	3	N/A	86.8%	88.3%	87.9%

* This is based on patients treated on this contract for their most recent course of treatment. Figures in italics indicate the base number of FP17s or Patient Questionnaire responses are less than 100. N/A is shown where the base number of responses is less than 10 during the period. % is calculated as Quantity/Base number*100

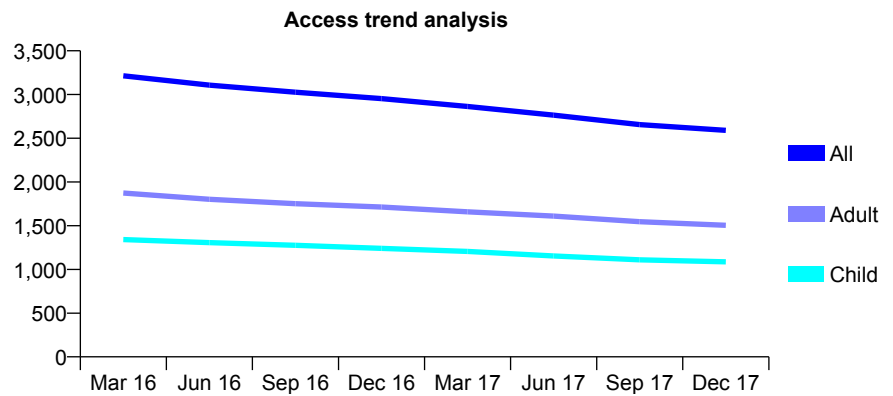
Q58 - Vital Signs At a Glance Contract Report for 731730/0001 - December 2017

Name or company name	MR AS MCKENDRICK
Contract type name	GDS Contract
Purpose of contract	General
Contract start date	01/04/2006
Contract end date	

17/18 Contracted general activity (UDA)	9,412
Carry forward general activity (UDA)	32
17/18 Contracted orthodontic activity (UOA)	0
Carry forward orthodontic activity (UOA)	0
Baseline contract value	£228,470.97

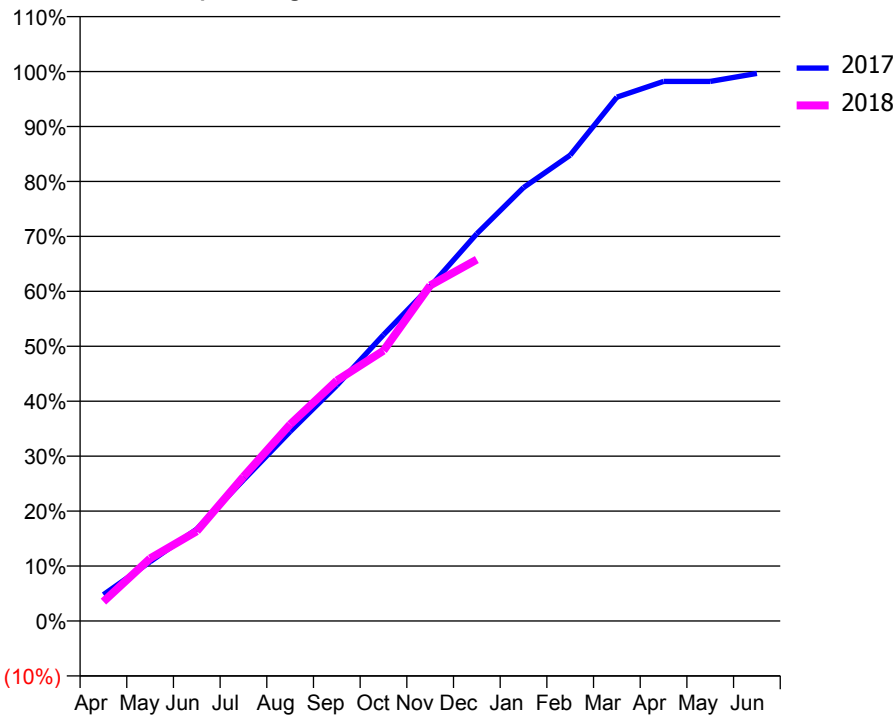
ACCESS*

Patients seen in 24 months	Total	Change since previous quarter
Quarter ending December 2016	2,953	
Quarter ending March 2017	2,864	↓
Quarter ending June 2017	2,764	↓
Quarter ending September 2017	2,656	↓
Quarter ending December 2017	2,590	↓
Variance since December 2016	(12.3%)	↓



ACTIVITY

Cumulative percentage of contracted UDA delivered 2017 & 2018



Month	Adjusted Scheduled Activity (UDA)	
	2017	2018
April	452	332
May	1,015	1,072
June	1,576	1,537
July	2,416	2,472
August	3,245	3,369
September	4,034	4,120
October	4,903	4,631
November	5,729	5,747
December	6,633	6,190
January	7,423	
February	7,979	
March	8,972	
April	9,243	
May	9,243	
June	9,380	

QUALITY

	Quantity	Base Number	Contract	AT	Region	England
% of FP17s for the same patient ID Re-attending within 3 months - Children	104	1,371	7.6%	11.0%	11.8%	12.0%
% of FP17s for the same patient ID Re-attending within 3 months - Adults	342	1,913	17.9%	14.5%	15.3%	15.9%
% of FP17s for the same patient ID Re-attending between 3 & 9 months - Children	990	1,371	72.2%	56.7%	59.1%	58.0%
% of FP17s for the same patient ID Re-attending between 3 & 9 months - Adults	1,385	1,913	72.4%	48.2%	51.5%	50.5%
% of FP17s for Band 1 Urgent Courses	101	3,096	3.3%	8.6%	8.0%	9.0%
% of FP17s Relating to Free Repair or Replacements	0	3,096	0.0%	0.7%	0.8%	0.8%
% of FP17s Relating to Continuations	125	3,096	4.0%	0.9%	1.1%	1.1%
% of Patients satisfied with the dentistry they have received	3	3	N/A	91.1%	91.6%	91.5%
% of Patients satisfied with the time they had to wait for an appointment	3	3	N/A	86.8%	88.3%	87.9%

* This is based on patients treated on this contract for their most recent course of treatment. Figures in italics indicate the base number of FP17s or Patient Questionnaire responses are less than 100. N/A is shown where the base number of responses is less than 10 during the period. % is calculated as Quantity/Base number*100

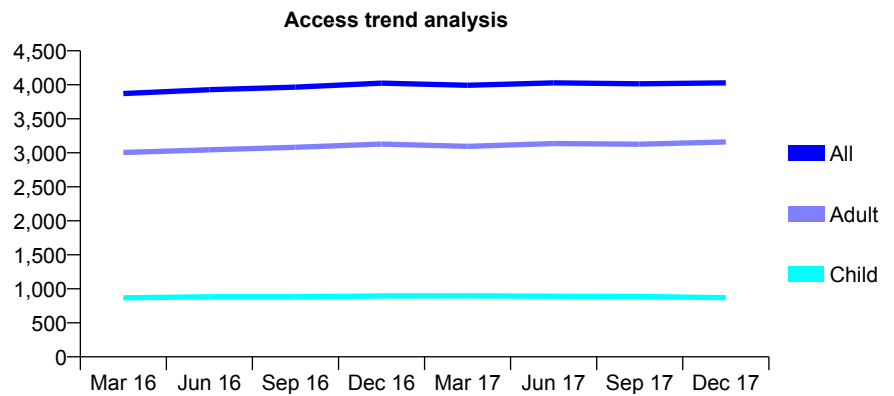
Q58 - Vital Signs At a Glance Contract Report for 732222/0001 - December 2017

Name or company name	MR FP MAGUIRE
Contract type name	GDS Contract
Purpose of contract	General
Contract start date	01/04/2006
Contract end date	

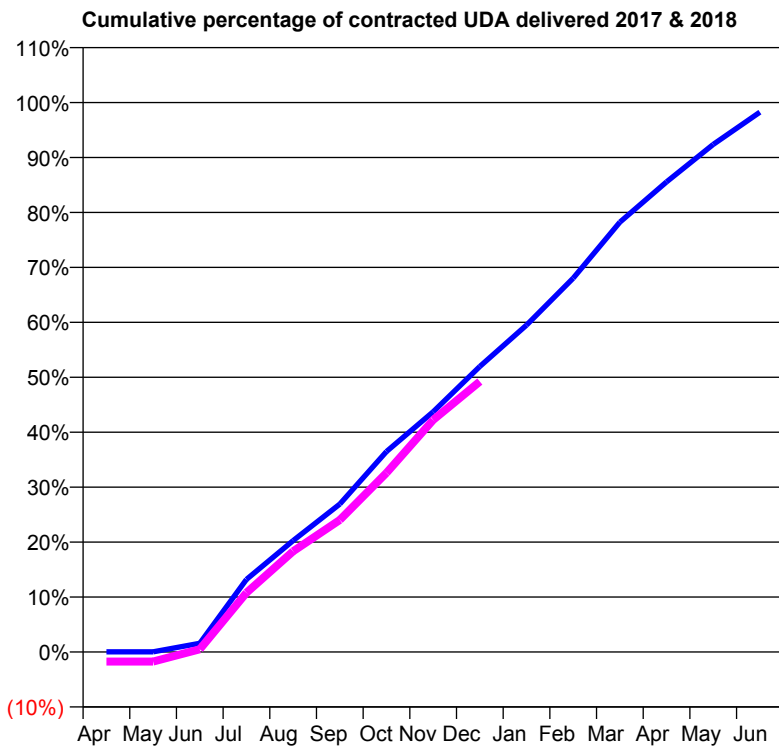
17/18 Contracted general activity (UDA)	12,050
Carry forward general activity (UDA)	212
17/18 Contracted orthodontic activity (UOA)	0
Carry forward orthodontic activity (UOA)	0
Baseline contract value	£296,774.77

ACCESS*

Patients seen in 24 months	Total	Change since previous quarter
Quarter ending December 2016	4,024	
Quarter ending March 2017	3,993	→
Quarter ending June 2017	4,028	→
Quarter ending September 2017	4,015	→
Quarter ending December 2017	4,029	→
Variance since December 2016	0.1%	→



ACTIVITY



Month	Adjusted Scheduled Activity (UDA)	
	2017	2018
April	3	-212
May	3	-212
June	190	59
July	1,592	1,300
August	2,443	2,210
September	3,244	2,895
October	4,395	3,929
November	5,268	5,089
December	6,262	5,931
January	7,168	
February	8,199	
March	9,426	
April	10,309	
May	11,129	
June	11,838	

QUALITY

	Quantity	Base Number	Contract	AT	Region	England
% of FP17s for the same patient ID Re-attending within 3 months - Children	145	1,077	13.5%	11.0%	11.8%	12.0%
% of FP17s for the same patient ID Re-attending within 3 months - Adults	856	4,042	21.2%	14.5%	15.3%	15.9%
% of FP17s for the same patient ID Re-attending between 3 & 9 months - Children	653	1,077	60.6%	56.7%	59.1%	58.0%
% of FP17s for the same patient ID Re-attending between 3 & 9 months - Adults	2,263	4,042	56.0%	48.2%	51.5%	50.5%
% of FP17s for Band 1 Urgent Courses	167	3,934	4.2%	8.6%	8.0%	9.0%
% of FP17s Relating to Free Repair or Replacements	31	3,934	0.8%	0.7%	0.8%	0.8%
% of FP17s Relating to Continuations	94	3,934	2.4%	0.9%	1.1%	1.1%
% of Patients satisfied with the dentistry they have received	12	12	100.0%	91.1%	91.6%	91.5%
% of Patients satisfied with the time they had to wait for an appointment	12	12	100.0%	86.8%	88.3%	87.9%

* This is based on patients treated on this contract for their most recent course of treatment. Figures in italics indicate the base number of FP17s or Patient Questionnaire responses are less than 100. N/A is shown where the base number of responses is less than 10 during the period. % is calculated as Quantity/Base number*100

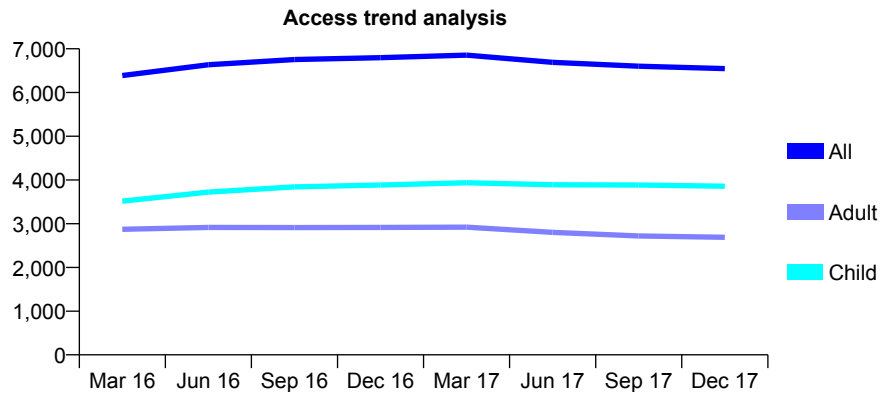
Q58 - Vital Signs At a Glance Contract Report for 736155/0001 - December 2017

Name or company name	Marsh Road Dental Practice Partnership
Contract type name	GDS Contract
Purpose of contract	General and Orthodontic
Contract start date	01/04/2006
Contract end date	

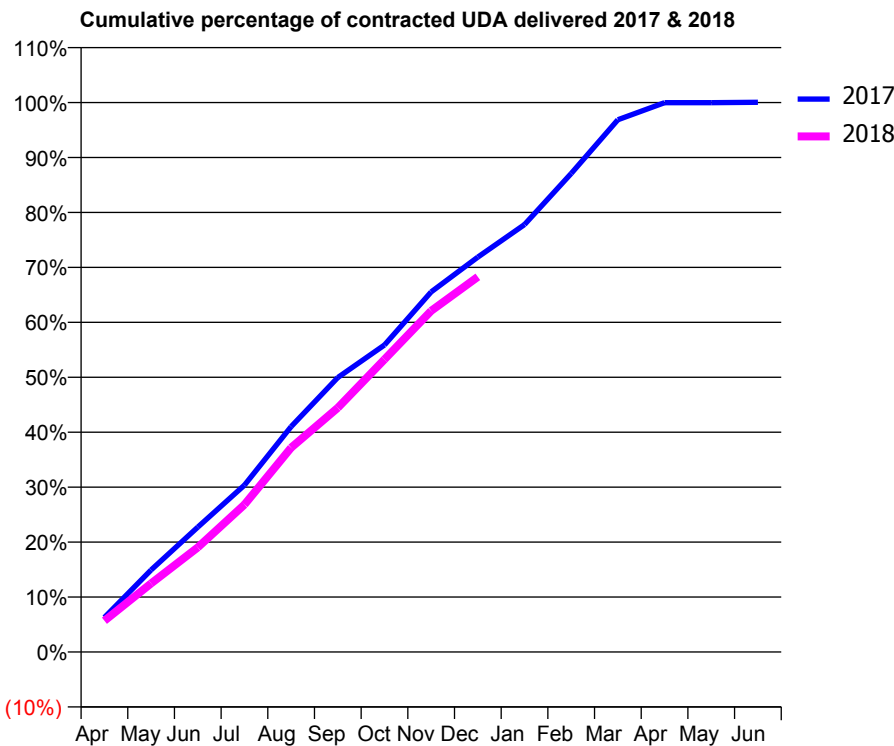
17/18 Contracted general activity (UDA)	22,556
Carry forward general activity (UDA)	-7
17/18 Contracted orthodontic activity (UOA)	6,000
Carry forward orthodontic activity (UOA)	0
Baseline contract value	£1,046,944.18

ACCESS*

Patients seen in 24 months	Total	Change since previous quarter
Quarter ending December 2016	6,796	
Quarter ending March 2017	6,854	→
Quarter ending June 2017	6,690	↓
Quarter ending September 2017	6,603	↓
Quarter ending December 2017	6,548	→
Variance since December 2016	(3.6%)	↓



ACTIVITY



Month	Adjusted Scheduled Activity (UDA)	
	2017	2018
April	1,419	1,282
May	3,371	2,814
June	5,129	4,294
July	6,848	6,052
August	9,252	8,390
September	11,266	10,025
October	12,601	12,013
November	14,783	14,005
December	16,208	15,402
January	17,544	
February	19,640	
March	21,848	
April	22,550	
May	22,550	
June	22,563	

QUALITY

	Quantity	Base Number	Contract	AT	Region	England
% of FP17s for the same patient ID Re-attending within 3 months - Children	310	3,816	8.1%	11.0%	11.8%	12.0%
% of FP17s for the same patient ID Re-attending within 3 months - Adults	179	1,854	9.7%	14.5%	15.3%	15.9%
% of FP17s for the same patient ID Re-attending between 3 & 9 months - Children	1,821	3,816	47.7%	56.7%	59.1%	58.0%
% of FP17s for the same patient ID Re-attending between 3 & 9 months - Adults	728	1,854	39.3%	48.2%	51.5%	50.5%
% of FP17s for Band 1 Urgent Courses	303	5,092	6.0%	8.6%	8.0%	9.0%
% of FP17s Relating to Free Repair or Replacements	0	5,092	0.0%	0.7%	0.8%	0.8%
% of FP17s Relating to Continuations	2	5,092	0.0%	0.9%	1.1%	1.1%
% of Patients satisfied with the dentistry they have received	4	6	N/A	91.1%	91.6%	91.5%
% of Patients satisfied with the time they had to wait for an appointment	3	6	N/A	86.8%	88.3%	87.9%

* This is based on patients treated on this contract for their most recent course of treatment. Figures in italics indicate the base number of FP17s or Patient Questionnaire responses are less than 100. N/A is shown where the base number of responses is less than 10 during the period. % is calculated as Quantity/Base number*100

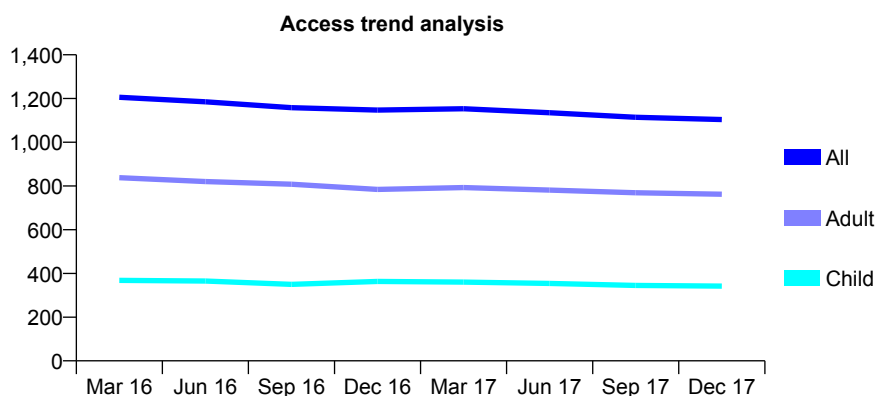
Q58 - Vital Signs At a Glance Contract Report for 736538/0001 - December 2017

Name or company name	MRS G DELLOW
Contract type name	GDS Contract
Purpose of contract	General
Contract start date	01/04/2006
Contract end date	

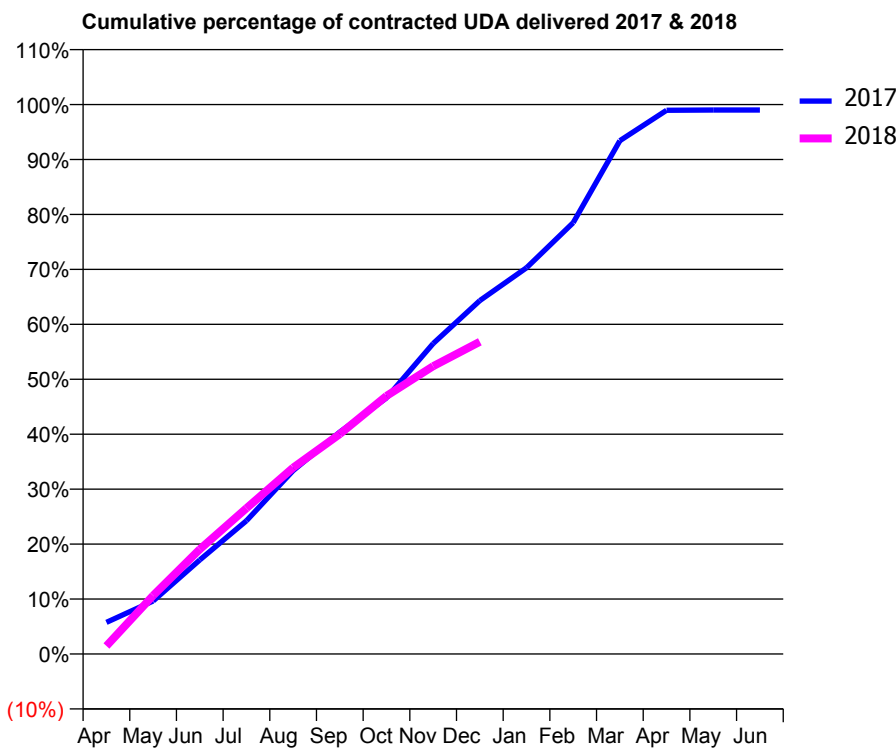
17/18 Contracted general activity (UDA)	3,393
Carry forward general activity (UDA)	35
17/18 Contracted orthodontic activity (UOA)	0
Carry forward orthodontic activity (UOA)	0
Baseline contract value	£79,711.93

ACCESS*

Patients seen in 24 months	Total	Change since previous quarter
Quarter ending December 2016	1,147	
Quarter ending March 2017	1,153	→
Quarter ending June 2017	1,135	↓
Quarter ending September 2017	1,114	↓
Quarter ending December 2017	1,104	→
Variance since December 2016	(3.7%)	↓



ACTIVITY



Month	Adjusted Scheduled Activity (UDA)	
	2017	2018
April	195	50
May	328	361
June	581	647
July	823	900
August	1,133	1,151
September	1,370	1,358
October	1,581	1,594
November	1,917	1,777
December	2,183	1,928
January	2,385	
February	2,663	
March	3,169	
April	3,357	
May	3,359	
June	3,359	

QUALITY

	Quantity	Base Number	Contract	AT	Region	England
% of FP17s for the same patient ID Re-attending within 3 months - Children	29	333	8.7%	11.0%	11.8%	12.0%
% of FP17s for the same patient ID Re-attending within 3 months - Adults	143	771	18.5%	14.5%	15.3%	15.9%
% of FP17s for the same patient ID Re-attending between 3 & 9 months - Children	201	333	60.4%	56.7%	59.1%	58.0%
% of FP17s for the same patient ID Re-attending between 3 & 9 months - Adults	374	771	48.5%	48.2%	51.5%	50.5%
% of FP17s for Band 1 Urgent Courses	69	1,037	6.7%	8.6%	8.0%	9.0%
% of FP17s Relating to Free Repair or Replacements	16	1,037	1.5%	0.7%	0.8%	0.8%
% of FP17s Relating to Continuations	66	1,037	6.4%	0.9%	1.1%	1.1%
% of Patients satisfied with the dentistry they have received	1	1	N/A	91.1%	91.6%	91.5%
% of Patients satisfied with the time they had to wait for an appointment	1	1	N/A	86.8%	88.3%	87.9%

* This is based on patients treated on this contract for their most recent course of treatment. Figures in italics indicate the base number of FP17s or Patient Questionnaire responses are less than 100. N/A is shown where the base number of responses is less than 10 during the period. % is calculated as Quantity/Base number*100

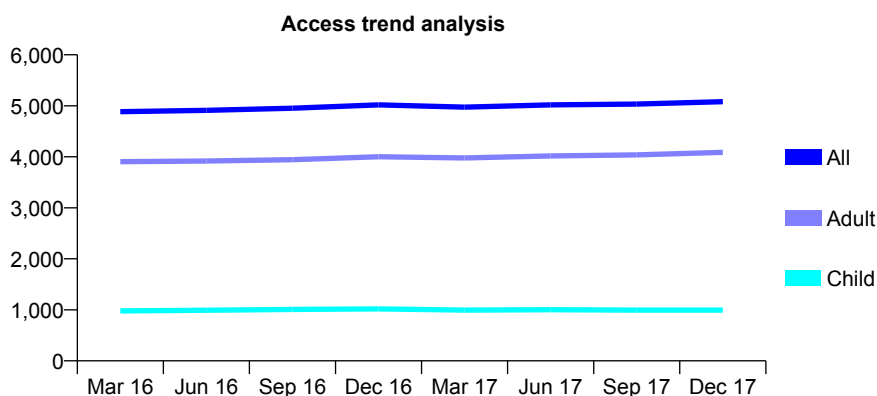
Q58 - Vital Signs At a Glance Contract Report for 738875/0002 - December 2017

Name or company name	MR TM KATCHI
Contract type name	GDS Contract
Purpose of contract	General
Contract start date	01/04/2006
Contract end date	

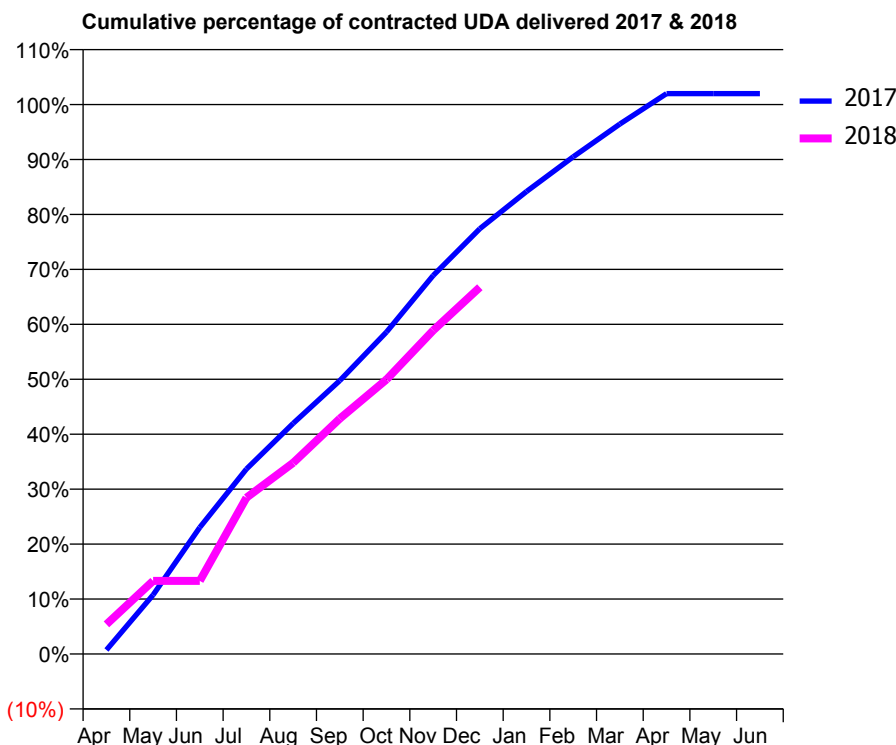
17/18 Contracted general activity (UDA)	14,540
Carry forward general activity (UDA)	-290
17/18 Contracted orthodontic activity (UOA)	0
Carry forward orthodontic activity (UOA)	0
Baseline contract value	£353,595.13

ACCESS*

Patients seen in 24 months	Total	Change since previous quarter
Quarter ending December 2016	5,018	
Quarter ending March 2017	4,975	→
Quarter ending June 2017	5,019	→
Quarter ending September 2017	5,033	→
Quarter ending December 2017	5,081	→
Variance since December 2016	1.3%	→



ACTIVITY



Month	Adjusted Scheduled Activity (UDA)	
	2017	2018
April	109	786
May	1,565	1,935
June	3,350	1,935
July	4,895	4,136
August	6,103	5,060
September	7,233	6,229
October	8,521	7,262
November	10,014	8,562
December	11,253	9,706
January	12,240	
February	13,157	
March	14,024	
April	14,830	
May	14,830	
June	14,830	

QUALITY

	Quantity	Base Number	Contract	AT	Region	England
% of FP17s for the same patient ID Re-attending within 3 months - Children	28	940	3.0%	11.0%	11.8%	12.0%
% of FP17s for the same patient ID Re-attending within 3 months - Adults	237	3,499	6.8%	14.5%	15.3%	15.9%
% of FP17s for the same patient ID Re-attending between 3 & 9 months - Children	441	940	46.9%	56.7%	59.1%	58.0%
% of FP17s for the same patient ID Re-attending between 3 & 9 months - Adults	1,663	3,499	47.5%	48.2%	51.5%	50.5%
% of FP17s for Band 1 Urgent Courses	180	4,011	4.5%	8.6%	8.0%	9.0%
% of FP17s Relating to Free Repair or Replacements	16	4,011	0.4%	0.7%	0.8%	0.8%
% of FP17s Relating to Continuations	6	4,011	0.1%	0.9%	1.1%	1.1%
% of Patients satisfied with the dentistry they have received	3	4	N/A	91.1%	91.6%	91.5%
% of Patients satisfied with the time they had to wait for an appointment	4	4	N/A	86.8%	88.3%	87.9%

* This is based on patients treated on this contract for their most recent course of treatment. Figures in italics indicate the base number of FP17s or Patient Questionnaire responses are less than 100. N/A is shown where the base number of responses is less than 10 during the period. % is calculated as Quantity/Base number*100

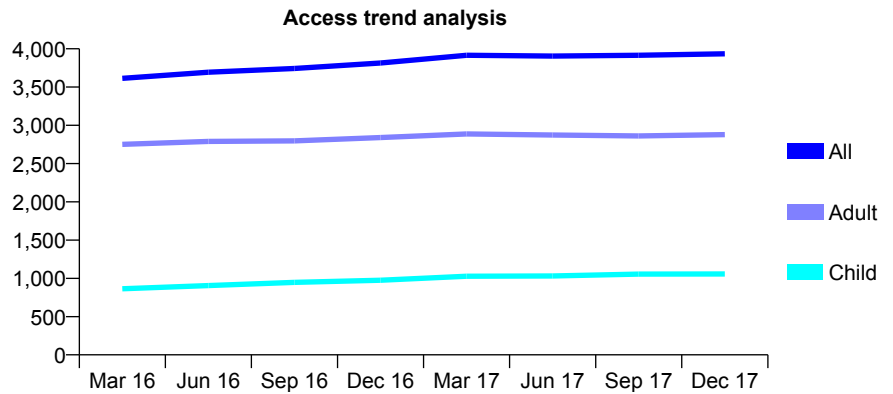
Q58 - Vital Signs At a Glance Contract Report for 741426/0001 - December 2017

Name or company name	MR SD GUNASEELAN
Contract type name	GDS Contract
Purpose of contract	General
Contract start date	01/04/2006
Contract end date	

17/18 Contracted general activity (UDA)	11,151
Carry forward general activity (UDA)	326
17/18 Contracted orthodontic activity (UOA)	0
Carry forward orthodontic activity (UOA)	0
Baseline contract value	£280,532.77

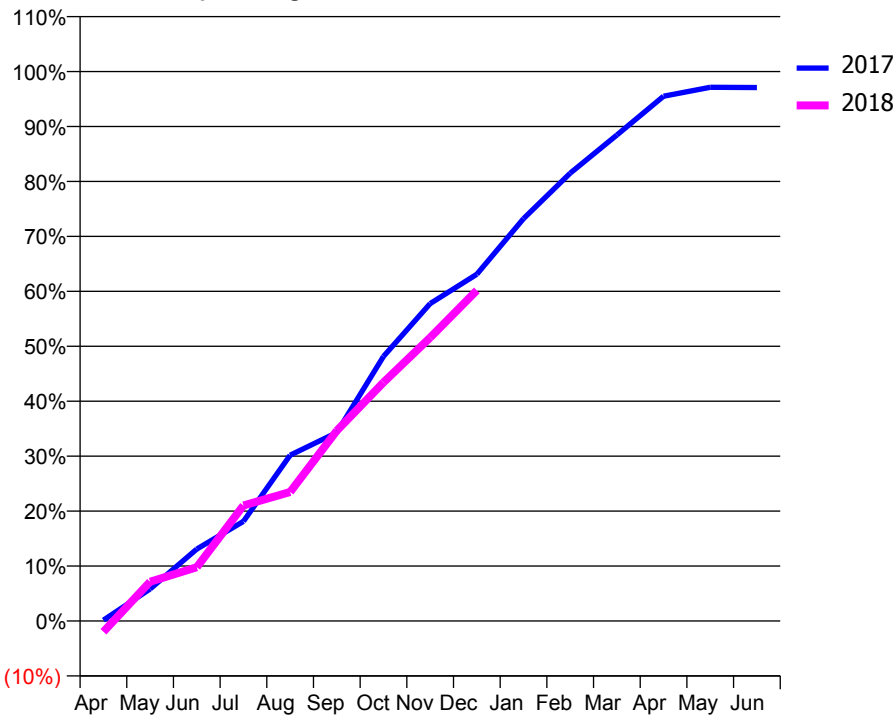
ACCESS*

Patients seen in 24 months	Total	Change since previous quarter
Quarter ending December 2016	3,815	
Quarter ending March 2017	3,916	↑
Quarter ending June 2017	3,905	→
Quarter ending September 2017	3,916	→
Quarter ending December 2017	3,935	→
Variance since December 2016	3.1%	↑



ACTIVITY

Cumulative percentage of contracted UDA delivered 2017 & 2018



Month	Adjusted Scheduled Activity (UDA)	
	2017	2018
April	18	-220
May	651	796
June	1,460	1,091
July	2,022	2,346
August	3,364	2,617
September	3,826	3,862
October	5,371	4,841
November	6,442	5,752
December	7,036	6,710
January	8,167	
February	9,087	
March	9,861	
April	10,650	
May	10,830	
June	10,825	

QUALITY

	Quantity	Base Number	Contract	AT	Region	England
% of FP17s for the same patient ID Re-attending within 3 months - Children	31	1,063	2.9%	11.0%	11.8%	12.0%
% of FP17s for the same patient ID Re-attending within 3 months - Adults	192	2,748	7.0%	14.5%	15.3%	15.9%
% of FP17s for the same patient ID Re-attending between 3 & 9 months - Children	597	1,063	56.2%	56.7%	59.1%	58.0%
% of FP17s for the same patient ID Re-attending between 3 & 9 months - Adults	1,704	2,748	62.0%	48.2%	51.5%	50.5%
% of FP17s for Band 1 Urgent Courses	174	3,406	5.1%	8.6%	8.0%	9.0%
% of FP17s Relating to Free Repair or Replacements	23	3,406	0.7%	0.7%	0.8%	0.8%
% of FP17s Relating to Continuations	2	3,406	0.1%	0.9%	1.1%	1.1%
% of Patients satisfied with the dentistry they have received	4	4	N/A	91.1%	91.6%	91.5%
% of Patients satisfied with the time they had to wait for an appointment	4	4	N/A	86.8%	88.3%	87.9%

* This is based on patients treated on this contract for their most recent course of treatment. Figures in italics indicate the base number of FP17s or Patient Questionnaire responses are less than 100. N/A is shown where the base number of responses is less than 10 during the period. % is calculated as Quantity/Base number*100

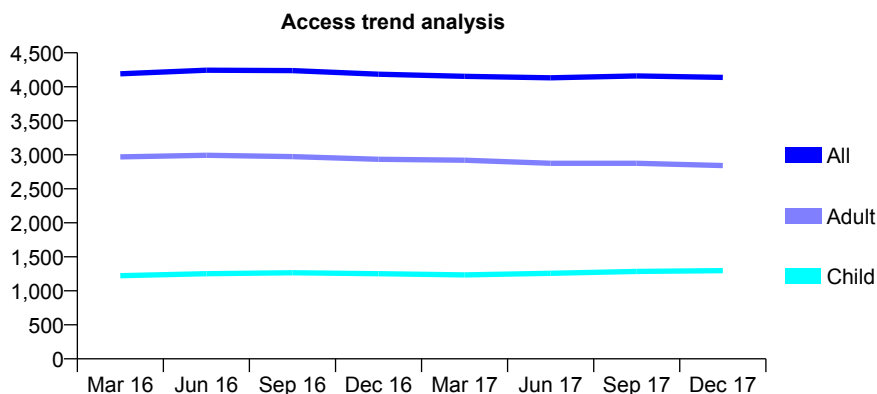
Q58 - Vital Signs At a Glance Contract Report for 741930/0001 - December 2017

Name or company name	MR A PATEL
Contract type name	GDS Contract
Purpose of contract	General
Contract start date	01/04/2006
Contract end date	

17/18 Contracted general activity (UDA)	6,944
Carry forward general activity (UDA)	4
17/18 Contracted orthodontic activity (UOA)	0
Carry forward orthodontic activity (UOA)	0
Baseline contract value	£160,471.73

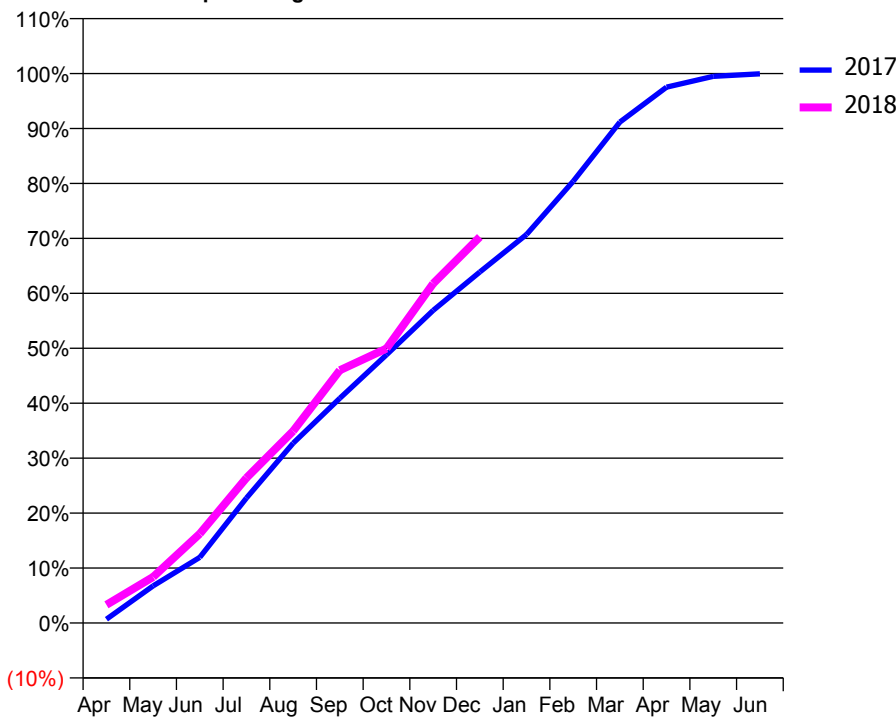
ACCESS*

Patients seen in 24 months	Total	Change since previous quarter
Quarter ending December 2016	4,186	
Quarter ending March 2017	4,154	→
Quarter ending June 2017	4,133	→
Quarter ending September 2017	4,160	→
Quarter ending December 2017	4,139	→
Variance since December 2016	(1.1%)	↓



ACTIVITY

Cumulative percentage of contracted UDA delivered 2017 & 2018



Month	Adjusted Scheduled Activity (UDA)	
	2017	2018
April	48	230
May	470	581
June	830	1,128
July	1,580	1,835
August	2,272	2,425
September	2,841	3,194
October	3,389	3,468
November	3,951	4,289
December	4,436	4,879
January	4,910	
February	5,582	
March	6,330	
April	6,772	
May	6,909	
June	6,940	

QUALITY

	Quantity	Base Number	Contract	AT	Region	England
% of FP17s for the same patient ID Re-attending within 3 months - Children	73	1,279	5.7%	11.0%	11.8%	12.0%
% of FP17s for the same patient ID Re-attending within 3 months - Adults	334	2,509	13.3%	14.5%	15.3%	15.9%
% of FP17s for the same patient ID Re-attending between 3 & 9 months - Children	649	1,279	50.7%	56.7%	59.1%	58.0%
% of FP17s for the same patient ID Re-attending between 3 & 9 months - Adults	1,013	2,509	40.4%	48.2%	51.5%	50.5%
% of FP17s for Band 1 Urgent Courses	249	2,890	8.6%	8.6%	8.0%	9.0%
% of FP17s Relating to Free Repair or Replacements	6	2,890	0.2%	0.7%	0.8%	0.8%
% of FP17s Relating to Continuations	60	2,890	2.1%	0.9%	1.1%	1.1%
% of Patients satisfied with the dentistry they have received	3	3	N/A	91.1%	91.6%	91.5%
% of Patients satisfied with the time they had to wait for an appointment	3	3	N/A	86.8%	88.3%	87.9%

* This is based on patients treated on this contract for their most recent course of treatment. Figures in italics indicate the base number of FP17s or Patient Questionnaire responses are less than 100. N/A is shown where the base number of responses is less than 10 during the period. % is calculated as Quantity/Base number*100

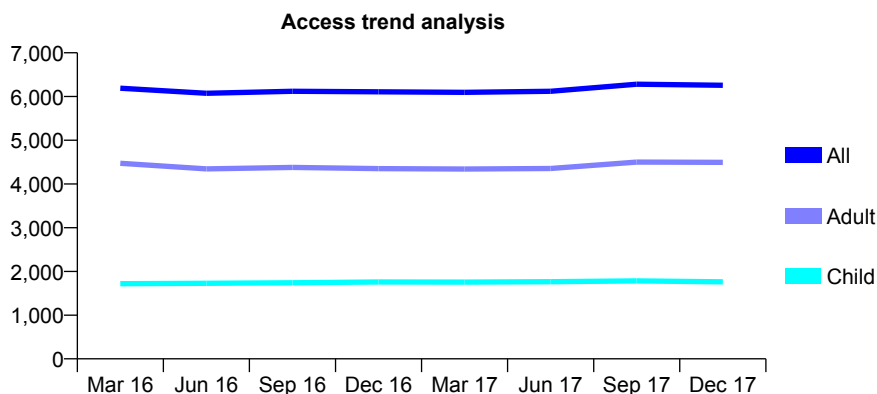
Q58 - Vital Signs At a Glance Contract Report for 741930/0002 - December 2017

Name or company name	MR A PATEL
Contract type name	GDS Contract
Purpose of contract	General
Contract start date	01/04/2006
Contract end date	

17/18 Contracted general activity (UDA)	15,057
Carry forward general activity (UDA)	-90
17/18 Contracted orthodontic activity (UOA)	0
Carry forward orthodontic activity (UOA)	0
Baseline contract value	£311,150.95

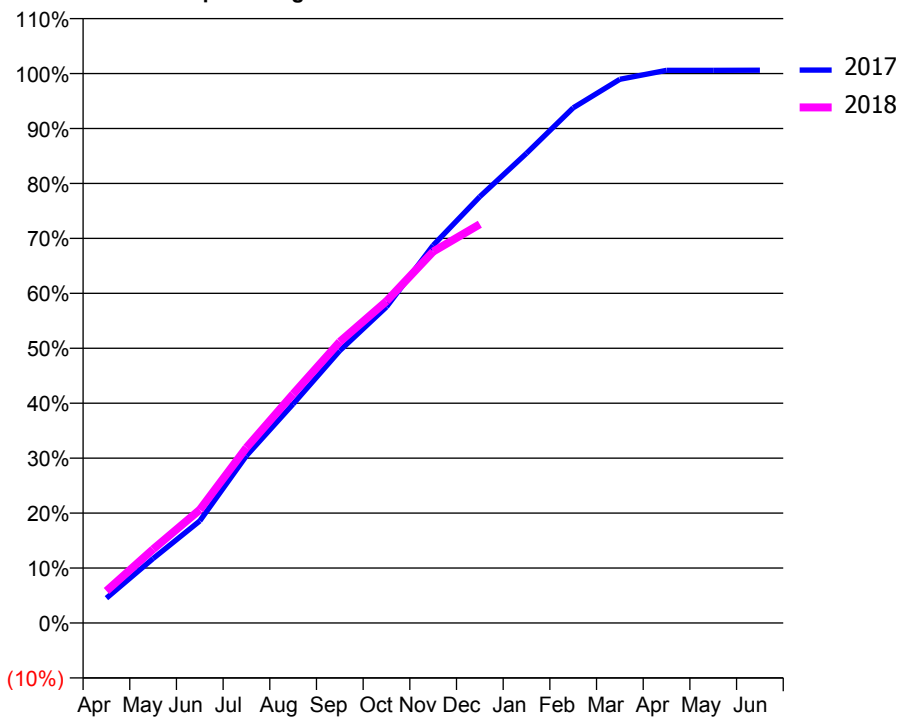
ACCESS*

Patients seen in 24 months	Total	Change since previous quarter
Quarter ending December 2016	6,108	
Quarter ending March 2017	6,096	→
Quarter ending June 2017	6,120	→
Quarter ending September 2017	6,283	↑
Quarter ending December 2017	6,256	→
Variance since December 2016	2.4%	↑



ACTIVITY

Cumulative percentage of contracted UDA delivered 2017 & 2018



Month	Adjusted Scheduled Activity (UDA)	
	2017	2018
April	680	879
May	1,766	2,021
June	2,797	3,103
July	4,584	4,805
August	6,001	6,274
September	7,463	7,708
October	8,661	8,817
November	10,348	10,179
December	11,684	10,927
January	12,870	
February	14,117	
March	14,898	
April	15,143	
May	15,145	
June	15,148	

QUALITY

	Quantity	Base Number	Contract	AT	Region	England
% of FP17s for the same patient ID Re-attending within 3 months - Children	91	1,828	5.0%	11.0%	11.8%	12.0%
% of FP17s for the same patient ID Re-attending within 3 months - Adults	406	4,352	9.3%	14.5%	15.3%	15.9%
% of FP17s for the same patient ID Re-attending between 3 & 9 months - Children	1,041	1,828	56.9%	56.7%	59.1%	58.0%
% of FP17s for the same patient ID Re-attending between 3 & 9 months - Adults	2,109	4,352	48.5%	48.2%	51.5%	50.5%
% of FP17s for Band 1 Urgent Courses	257	6,033	4.3%	8.6%	8.0%	9.0%
% of FP17s Relating to Free Repair or Replacements	40	6,033	0.7%	0.7%	0.8%	0.8%
% of FP17s Relating to Continuations	114	6,033	1.9%	0.9%	1.1%	1.1%
% of Patients satisfied with the dentistry they have received	2	4	N/A	91.1%	91.6%	91.5%
% of Patients satisfied with the time they had to wait for an appointment	2	4	N/A	86.8%	88.3%	87.9%

* This is based on patients treated on this contract for their most recent course of treatment. Figures in italics indicate the base number of FP17s or Patient Questionnaire responses are less than 100. N/A is shown where the base number of responses is less than 10 during the period. % is calculated as Quantity/Base number*100

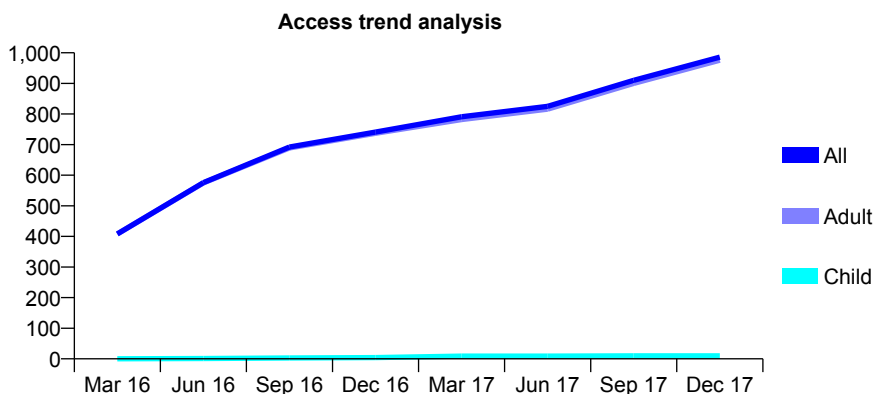
Q58 - Vital Signs At a Glance Contract Report for 741930/0005 - December 2017

Name or company name	MR A PATEL
Contract type name	PDS Contract
Purpose of contract	General
Contract start date	01/01/2013
Contract end date	31/03/2018

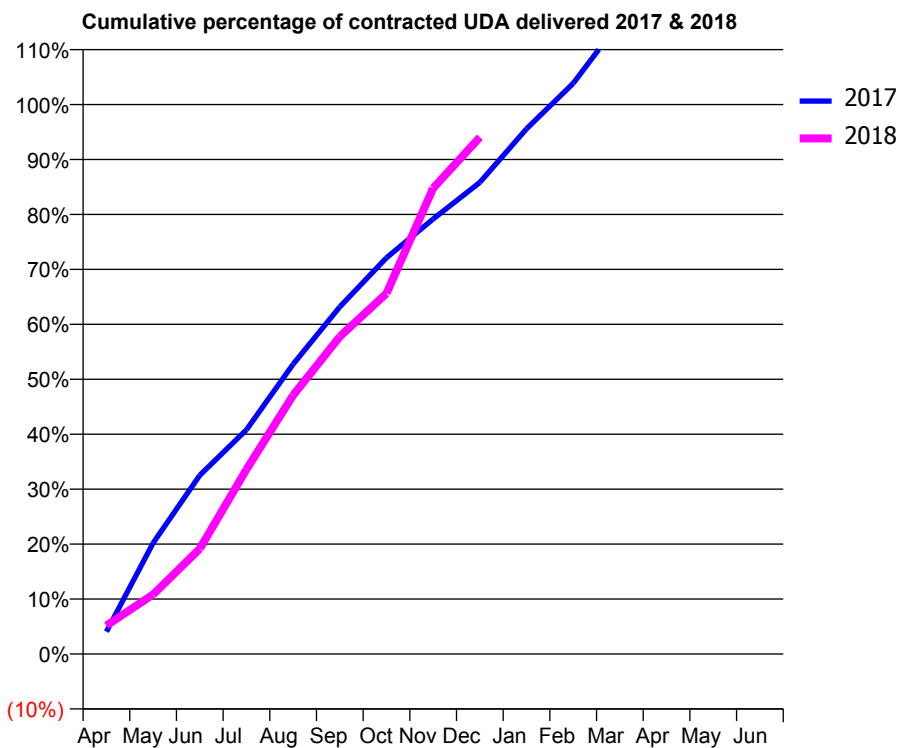
17/18 Contracted general activity (UDA)	1,911
Carry forward general activity (UDA)	0
17/18 Contracted orthodontic activity (UOA)	0
Carry forward orthodontic activity (UOA)	0
Baseline contract value	£127,401.02

ACCESS*

Patients seen in 24 months	Total	Change since previous quarter
Quarter ending December 2016	741	
Quarter ending March 2017	791	↑
Quarter ending June 2017	825	↑
Quarter ending September 2017	910	↑
Quarter ending December 2017	986	↑
Variance since December 2016	33.1%	↑



ACTIVITY



Month	Adjusted Scheduled Activity (UDA)	
	2017	2018
April	90	99
May	447	207
June	720	366
July	903	642
August	1,167	900
September	1,398	1,104
October	1,596	1,254
November	1,752	1,620
December	1,899	1,797
January	2,115	
February	2,298	
March	2,547	
April	2,655	
May	2,655	
June	2,655	

QUALITY

	Quantity	Base Number	Contract	AT	Region	England
% of FP17s for the same patient ID Re-attending within 3 months - Children	0	10	0.0%	11.0%	11.8%	12.0%
% of FP17s for the same patient ID Re-attending within 3 months - Adults	9	635	1.4%	14.5%	15.3%	15.9%
% of FP17s for the same patient ID Re-attending between 3 & 9 months - Children	0	10	0.0%	56.7%	59.1%	58.0%
% of FP17s for the same patient ID Re-attending between 3 & 9 months - Adults	7	635	1.1%	48.2%	51.5%	50.5%
% of FP17s for Band 1 Urgent Courses	0	608	0.0%	8.6%	8.0%	9.0%
% of FP17s Relating to Free Repair or Replacements	0	608	0.0%	0.7%	0.8%	0.8%
% of FP17s Relating to Continuations	0	608	0.0%	0.9%	1.1%	1.1%
% of Patients satisfied with the dentistry they have received	2	2	N/A	91.1%	91.6%	91.5%
% of Patients satisfied with the time they had to wait for an appointment	2	2	N/A	86.8%	88.3%	87.9%

* This is based on patients treated on this contract for their most recent course of treatment. Figures in italics indicate the base number of FP17s or Patient Questionnaire responses are less than 100. N/A is shown where the base number of responses is less than 10 during the period. % is calculated as Quantity/Base number*100

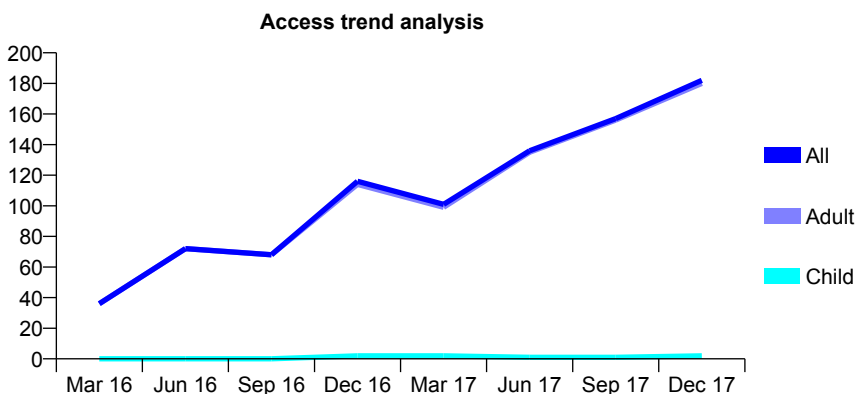
Q58 - Vital Signs At a Glance Contract Report for 741930/0006 - December 2017

Name or company name	MR A PATEL
Contract type name	PDS Contract
Purpose of contract	General
Contract start date	01/01/2013
Contract end date	31/03/2018

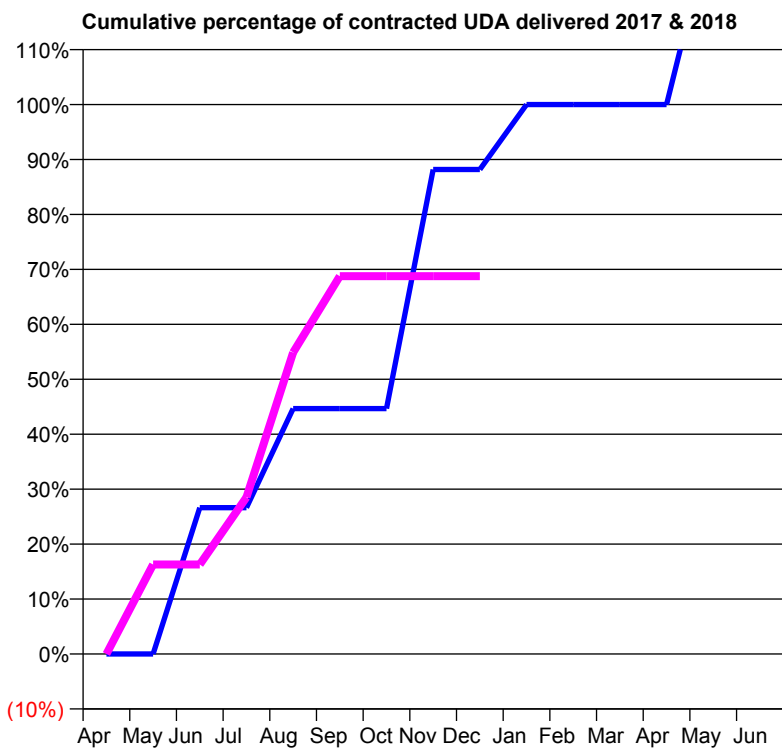
17/18 Contracted general activity (UDA)	368
Carry forward general activity (UDA)	0
17/18 Contracted orthodontic activity (UOA)	0
Carry forward orthodontic activity (UOA)	0
Baseline contract value	£24,534.36

ACCESS*

Patients seen in 24 months	Total	Change since previous quarter
Quarter ending December 2016	116	
Quarter ending March 2017	101	↓
Quarter ending June 2017	136	↑
Quarter ending September 2017	157	↑
Quarter ending December 2017	182	↑
Variance since December 2016	56.9%	↑



ACTIVITY



Month	Adjusted Scheduled Activity (UDA)	
	2017	2018
April	0	0
May	0	60
June	90	60
July	90	105
August	151	202
September	151	253
October	151	253
November	298	253
December	298	253
January	338	
February	338	
March	338	
April	338	
May	453	
June	453	

QUALITY

	Quantity	Base Number	Contract	AT	Region	England
% of FP17s for the same patient ID Re-attending within 3 months - Children	0	0	N/A	11.0%	11.8%	12.0%
% of FP17s for the same patient ID Re-attending within 3 months - Adults	5	127	3.9%	14.5%	15.3%	15.9%
% of FP17s for the same patient ID Re-attending between 3 & 9 months - Children	0	0	N/A	56.7%	59.1%	58.0%
% of FP17s for the same patient ID Re-attending between 3 & 9 months - Adults	0	127	0.0%	48.2%	51.5%	50.5%
% of FP17s for Band 1 Urgent Courses	0	85	0.0%	8.6%	8.0%	9.0%
% of FP17s Relating to Free Repair or Replacements	0	85	0.0%	0.7%	0.8%	0.8%
% of FP17s Relating to Continuations	0	85	0.0%	0.9%	1.1%	1.1%
% of Patients satisfied with the dentistry they have received	0	0	N/A	91.1%	91.6%	91.5%
% of Patients satisfied with the time they had to wait for an appointment	0	0	N/A	86.8%	88.3%	87.9%

* This is based on patients treated on this contract for their most recent course of treatment. Figures in italics indicate the base number of FP17s or Patient Questionnaire responses are less than 100. N/A is shown where the base number of responses is less than 10 during the period. % is calculated as Quantity/Base number*100

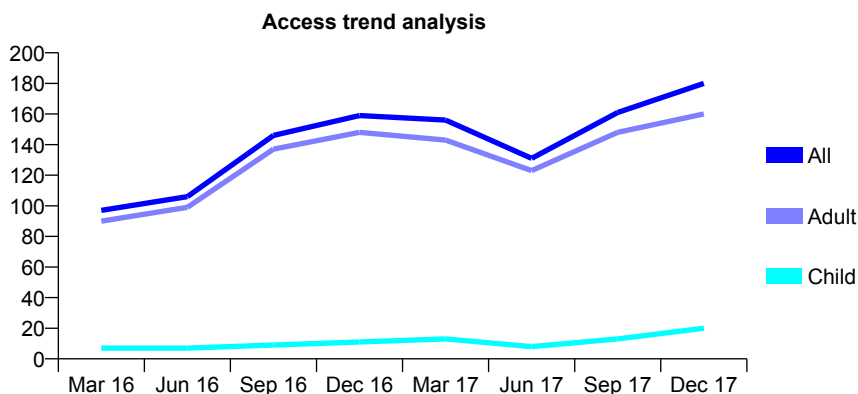
Q58 - Vital Signs At a Glance Contract Report for 741930/0007 - December 2017

Name or company name	MR A PATEL
Contract type name	PDS Contract
Purpose of contract	General
Contract start date	01/01/2013
Contract end date	31/03/2018

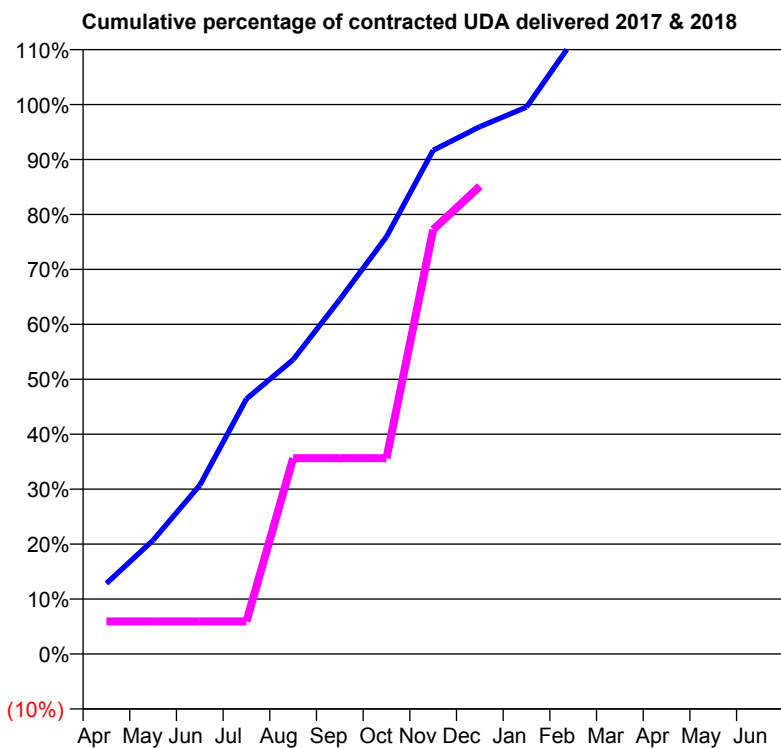
17/18 Contracted general activity (UDA)	303
Carry forward general activity (UDA)	0
17/18 Contracted orthodontic activity (UOA)	0
Carry forward orthodontic activity (UOA)	0
Baseline contract value	£37,876.02

ACCESS*

Patients seen in 24 months	Total	Change since previous quarter
Quarter ending December 2016	159	
Quarter ending March 2017	156	↓
Quarter ending June 2017	131	↓
Quarter ending September 2017	161	↑
Quarter ending December 2017	180	↑
Variance since December 2016	13.2%	↑



ACTIVITY



Month	Adjusted Scheduled Activity (UDA)	
	2017	2018
April	54	18
May	87	18
June	129	18
July	195	18
August	225	108
September	271	108
October	319	108
November	385	234
December	403	258
January	418	
February	469	
March	505	
April	523	
May	523	
June	523	

QUALITY

	Quantity	Base Number	Contract	AT	Region	England
% of FP17s for the same patient ID Re-attending within 3 months - Children	0	22	0.0%	11.0%	11.8%	12.0%
% of FP17s for the same patient ID Re-attending within 3 months - Adults	0	103	0.0%	14.5%	15.3%	15.9%
% of FP17s for the same patient ID Re-attending between 3 & 9 months - Children	0	22	0.0%	56.7%	59.1%	58.0%
% of FP17s for the same patient ID Re-attending between 3 & 9 months - Adults	0	103	0.0%	48.2%	51.5%	50.5%
% of FP17s for Band 1 Urgent Courses	0	117	0.0%	8.6%	8.0%	9.0%
% of FP17s Relating to Free Repair or Replacements	0	117	0.0%	0.7%	0.8%	0.8%
% of FP17s Relating to Continuations	0	117	0.0%	0.9%	1.1%	1.1%
% of Patients satisfied with the dentistry they have received	0	0	N/A	91.1%	91.6%	91.5%
% of Patients satisfied with the time they had to wait for an appointment	0	0	N/A	86.8%	88.3%	87.9%

* This is based on patients treated on this contract for their most recent course of treatment. Figures in italics indicate the base number of FP17s or Patient Questionnaire responses are less than 100. N/A is shown where the base number of responses is less than 10 during the period. % is calculated as Quantity/Base number*100

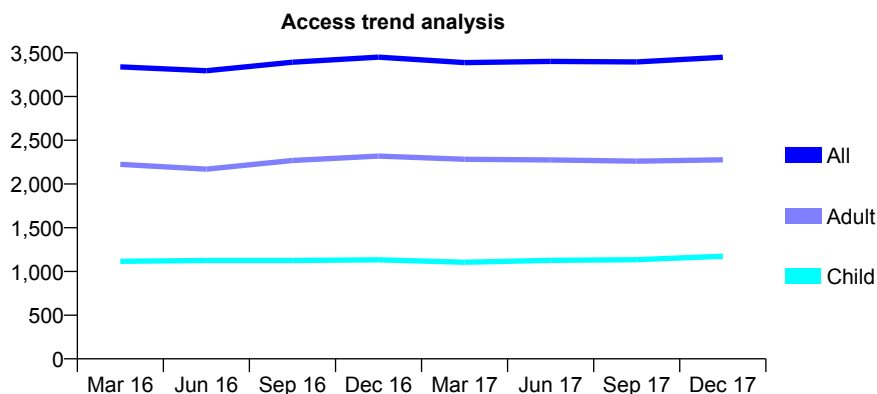
Q58 - Vital Signs At a Glance Contract Report for 742082/0001 - December 2017

Name or company name	MR N BLOOM
Contract type name	GDS Contract
Purpose of contract	General
Contract start date	01/04/2006
Contract end date	

17/18 Contracted general activity (UDA)	8,724
Carry forward general activity (UDA)	-73
17/18 Contracted orthodontic activity (UOA)	0
Carry forward orthodontic activity (UOA)	0
Baseline contract value	£280,901.73

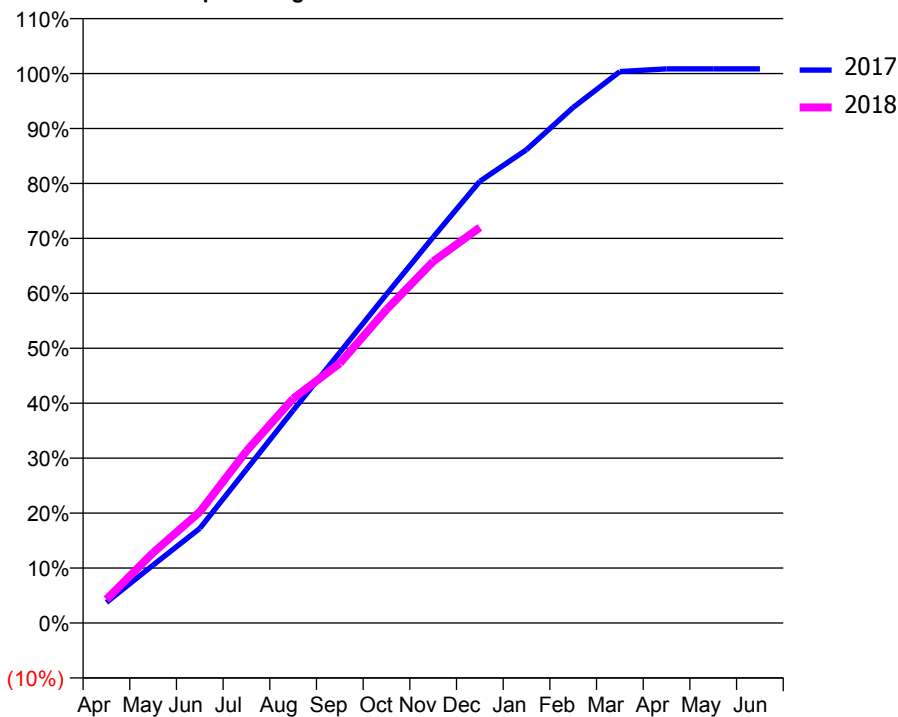
ACCESS*

Patients seen in 24 months	Total	Change since previous quarter
Quarter ending December 2016	3,451	
Quarter ending March 2017	3,388	↓
Quarter ending June 2017	3,401	→
Quarter ending September 2017	3,395	→
Quarter ending December 2017	3,449	→
Variance since December 2016	(0.1%)	→



ACTIVITY

Cumulative percentage of contracted UDA delivered 2017 & 2018



Month	Adjusted Scheduled Activity (UDA)	
	2017	2018
April	327	375
May	920	1,117
June	1,501	1,765
July	2,438	2,730
August	3,375	3,563
September	4,296	4,123
October	5,219	4,977
November	6,125	5,740
December	7,012	6,280
January	7,514	
February	8,185	
March	8,755	
April	8,797	
May	8,797	
June	8,797	

QUALITY

	Quantity	Base Number	Contract	AT	Region	England
% of FP17s for the same patient ID Re-attending within 3 months - Children	47	1,038	4.5%	11.0%	11.8%	12.0%
% of FP17s for the same patient ID Re-attending within 3 months - Adults	151	1,693	8.9%	14.5%	15.3%	15.9%
% of FP17s for the same patient ID Re-attending between 3 & 9 months - Children	453	1,038	43.6%	56.7%	59.1%	58.0%
% of FP17s for the same patient ID Re-attending between 3 & 9 months - Adults	643	1,693	38.0%	48.2%	51.5%	50.5%
% of FP17s for Band 1 Urgent Courses	193	2,714	7.1%	8.6%	8.0%	9.0%
% of FP17s Relating to Free Repair or Replacements	2	2,714	0.1%	0.7%	0.8%	0.8%
% of FP17s Relating to Continuations	8	2,714	0.3%	0.9%	1.1%	1.1%
% of Patients satisfied with the dentistry they have received	3	3	N/A	91.1%	91.6%	91.5%
% of Patients satisfied with the time they had to wait for an appointment	3	3	N/A	86.8%	88.3%	87.9%

* This is based on patients treated on this contract for their most recent course of treatment. Figures in italics indicate the base number of FP17s or Patient Questionnaire responses are less than 100. N/A is shown where the base number of responses is less than 10 during the period. % is calculated as Quantity/Base number*100

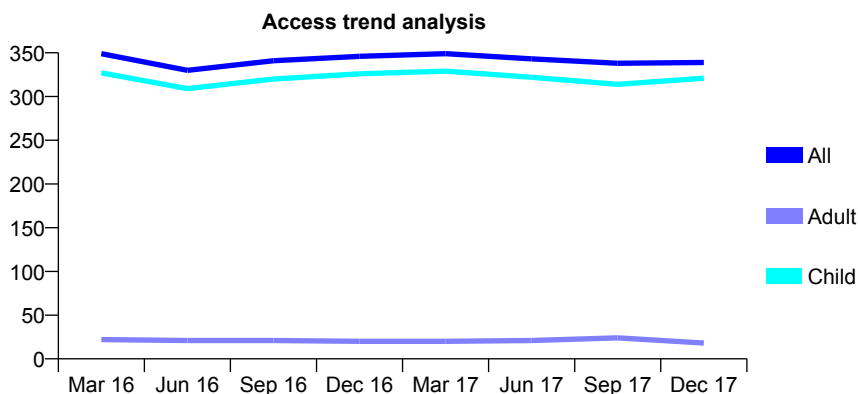
Q58 - Vital Signs At a Glance Contract Report for 746746/0001 - December 2017

Name or company name	MR RJ MILLER-WHITE
Contract type name	GDS Contract
Purpose of contract	General
Contract start date	01/04/2006
Contract end date	

17/18 Contracted general activity (UDA)	800
Carry forward general activity (UDA)	0
17/18 Contracted orthodontic activity (UOA)	0
Carry forward orthodontic activity (UOA)	0
Baseline contract value	£24,743.17

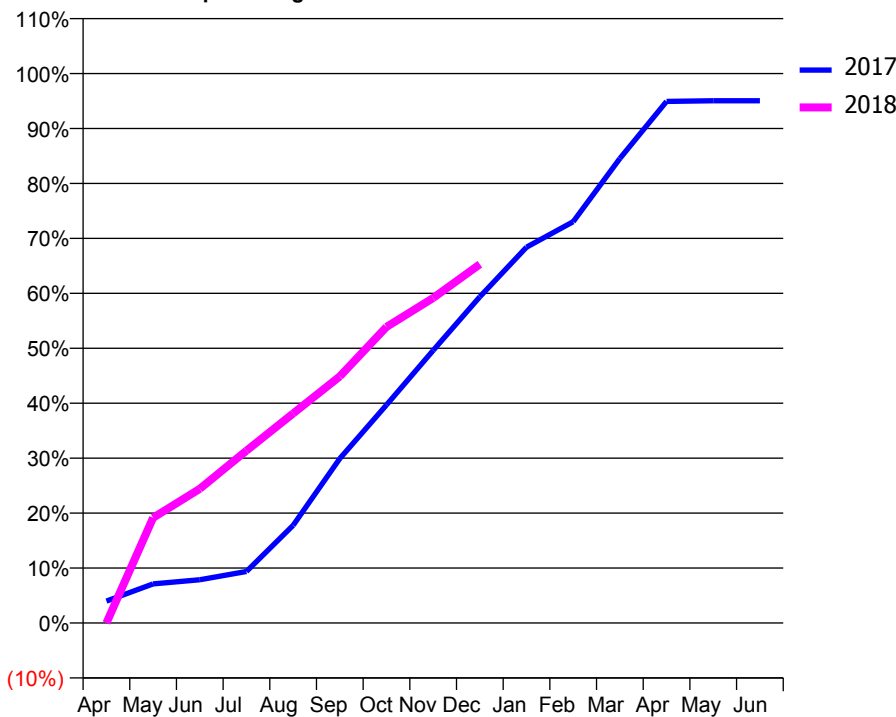
ACCESS*

Patients seen in 24 months	Total	Change since previous quarter
Quarter ending December 2016	346	
Quarter ending March 2017	349	→
Quarter ending June 2017	343	↓
Quarter ending September 2017	338	↓
Quarter ending December 2017	339	→
Variance since December 2016	(2.0%)	↓



ACTIVITY

Cumulative percentage of contracted UDA delivered 2017 & 2018



Month	Adjusted Scheduled Activity (UDA)	
	2017	2018
April	32	0
May	57	153
June	63	195
July	75	251
August	142	305
September	239	359
October	318	431
November	397	473
December	475	522
January	547	
February	584	
March	676	
April	759	
May	760	
June	760	

QUALITY

	Quantity	Base Number	Contract	AT	Region	England
% of FP17s for the same patient ID Re-attending within 3 months - Children	28	332	8.4%	11.0%	11.8%	12.0%
% of FP17s for the same patient ID Re-attending within 3 months - Adults	0	0	N/A	14.5%	15.3%	15.9%
% of FP17s for the same patient ID Re-attending between 3 & 9 months - Children	194	332	58.4%	56.7%	59.1%	58.0%
% of FP17s for the same patient ID Re-attending between 3 & 9 months - Adults	0	0	N/A	48.2%	51.5%	50.5%
% of FP17s for Band 1 Urgent Courses	7	283	2.5%	8.6%	8.0%	9.0%
% of FP17s Relating to Free Repair or Replacements	0	283	0.0%	0.7%	0.8%	0.8%
% of FP17s Relating to Continuations	0	283	0.0%	0.9%	1.1%	1.1%
% of Patients satisfied with the dentistry they have received	0	0	N/A	91.1%	91.6%	91.5%
% of Patients satisfied with the time they had to wait for an appointment	0	0	N/A	86.8%	88.3%	87.9%

* This is based on patients treated on this contract for their most recent course of treatment. Figures in italics indicate the base number of FP17s or Patient Questionnaire responses are less than 100. N/A is shown where the base number of responses is less than 10 during the period. % is calculated as Quantity/Base number*100

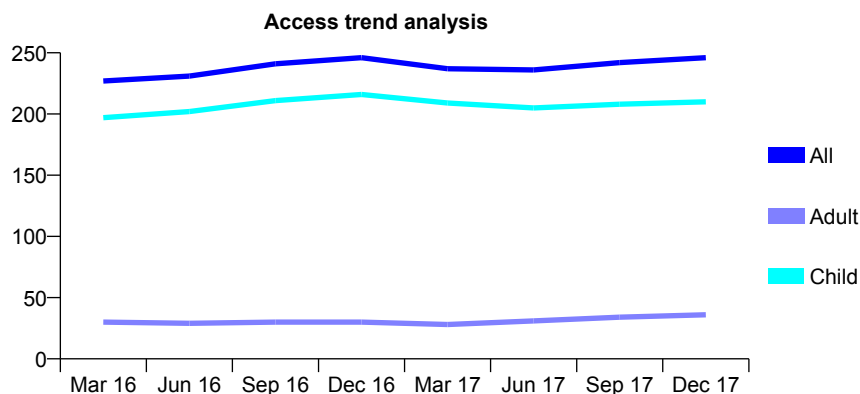
Q58 - Vital Signs At a Glance Contract Report for 751227/0001 - December 2017

Name or company name	MR GK RABIN
Contract type name	GDS Contract
Purpose of contract	General
Contract start date	01/04/2006
Contract end date	

17/18 Contracted general activity (UDA)	600
Carry forward general activity (UDA)	0
17/18 Contracted orthodontic activity (UOA)	0
Carry forward orthodontic activity (UOA)	0
Baseline contract value	£14,471.19

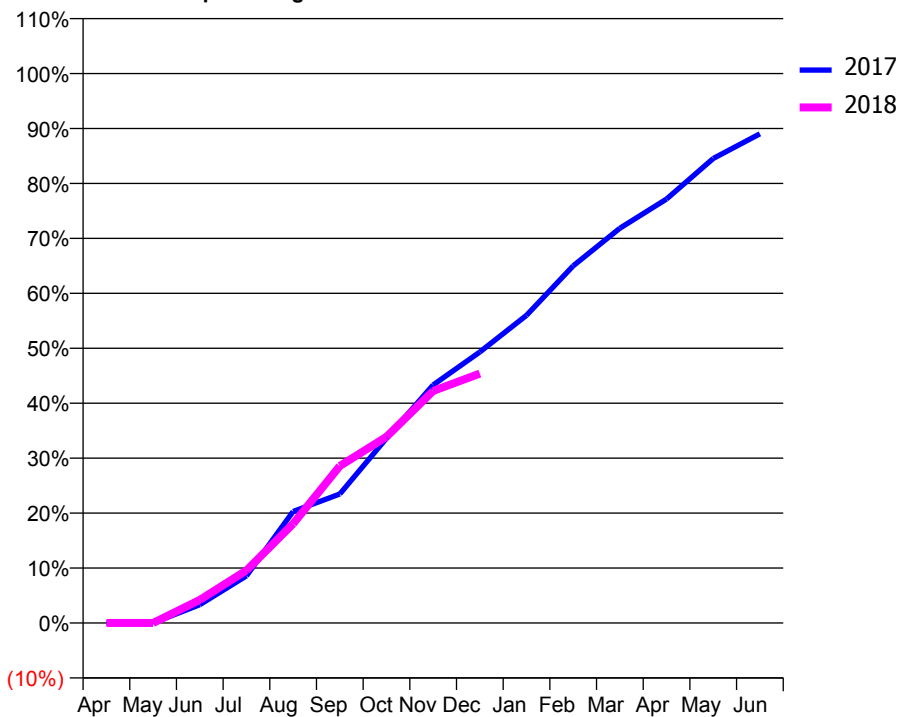
ACCESS*

Patients seen in 24 months	Total	Change since previous quarter
Quarter ending December 2016	246	
Quarter ending March 2017	237	↓
Quarter ending June 2017	236	→
Quarter ending September 2017	242	↑
Quarter ending December 2017	246	→
Variance since December 2016	0.0%	→



ACTIVITY

Cumulative percentage of contracted UDA delivered 2017 & 2018



Month	Adjusted Scheduled Activity (UDA)	
	2017	2018
April	0	0
May	0	0
June	20	25
July	51	57
August	122	108
September	141	171
October	202	203
November	260	253
December	296	272
January	336	
February	390	
March	431	
April	463	
May	507	
June	534	

QUALITY

	Quantity	Base Number	Contract	AT	Region	England
% of FP17s for the same patient ID Re-attending within 3 months - Children	19	243	7.8%	11.0%	11.8%	12.0%
% of FP17s for the same patient ID Re-attending within 3 months - Adults	0	12	0.0%	14.5%	15.3%	15.9%
% of FP17s for the same patient ID Re-attending between 3 & 9 months - Children	153	243	63.0%	56.7%	59.1%	58.0%
% of FP17s for the same patient ID Re-attending between 3 & 9 months - Adults	8	12	66.7%	48.2%	51.5%	50.5%
% of FP17s for Band 1 Urgent Courses	2	194	1.0%	8.6%	8.0%	9.0%
% of FP17s Relating to Free Repair or Replacements	0	194	0.0%	0.7%	0.8%	0.8%
% of FP17s Relating to Continuations	0	194	0.0%	0.9%	1.1%	1.1%
% of Patients satisfied with the dentistry they have received	0	0	N/A	91.1%	91.6%	91.5%
% of Patients satisfied with the time they had to wait for an appointment	0	0	N/A	86.8%	88.3%	87.9%

* This is based on patients treated on this contract for their most recent course of treatment. Figures in italics indicate the base number of FP17s or Patient Questionnaire responses are less than 100. N/A is shown where the base number of responses is less than 10 during the period. % is calculated as Quantity/Base number*100

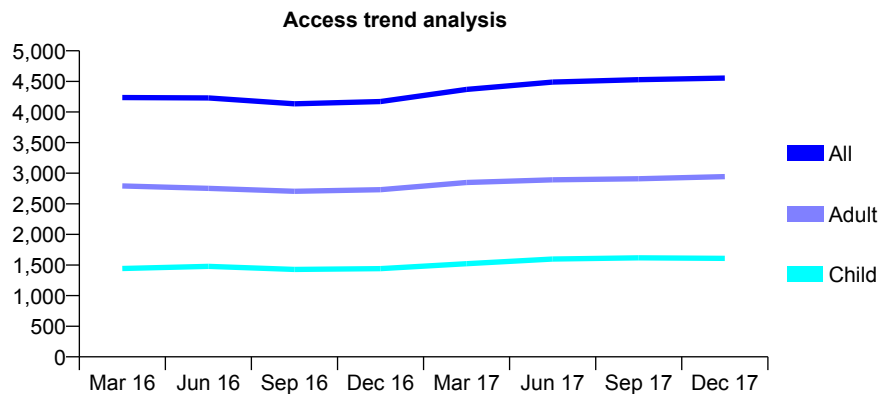
Q58 - Vital Signs At a Glance Contract Report for 753688/0001 - December 2017

Name or company name	MR B KOTECCHA
Contract type name	GDS Contract
Purpose of contract	General
Contract start date	01/04/2006
Contract end date	

17/18 Contracted general activity (UDA)	13,220
Carry forward general activity (UDA)	-47
17/18 Contracted orthodontic activity (UOA)	0
Carry forward orthodontic activity (UOA)	0
Baseline contract value	£333,873.42

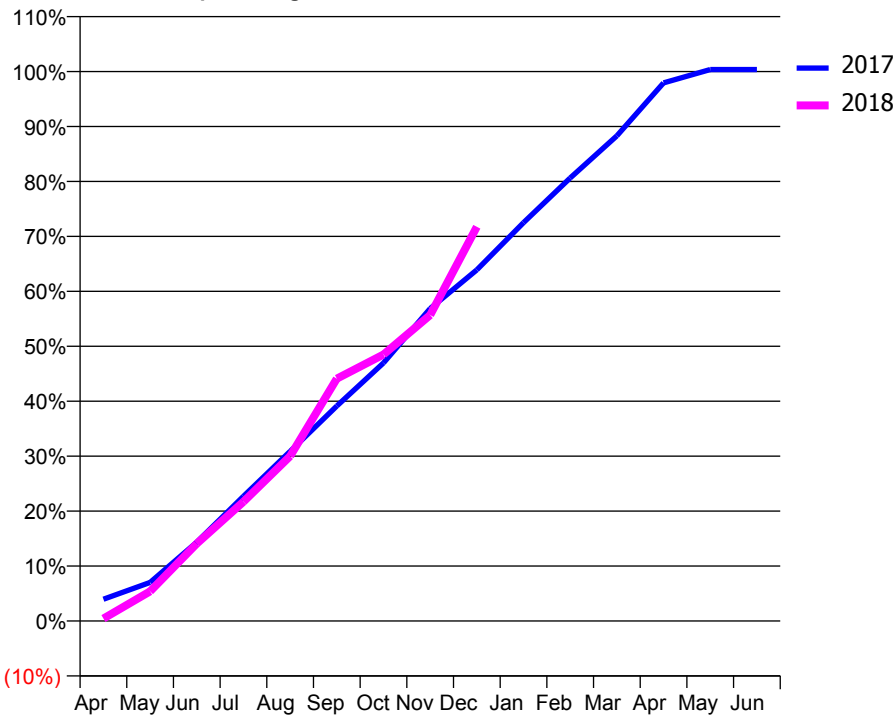
ACCESS*

Patients seen in 24 months	Total	Change since previous quarter
Quarter ending December 2016	4,171	
Quarter ending March 2017	4,370	↑
Quarter ending June 2017	4,489	↑
Quarter ending September 2017	4,528	→
Quarter ending December 2017	4,554	→
Variance since December 2016	9.2%	↑



ACTIVITY

Cumulative percentage of contracted UDA delivered 2017 & 2018



Month	Adjusted Scheduled Activity (UDA)	
	2017	2018
April	526	59
May	929	715
June	1,897	1,862
July	3,002	2,870
August	4,081	3,968
September	5,174	5,832
October	6,210	6,410
November	7,520	7,362
December	8,447	9,484
January	9,583	
February	10,658	
March	11,673	
April	12,946	
May	13,267	
June	13,267	

QUALITY

	Quantity	Base Number	Contract	AT	Region	England
% of FP17s for the same patient ID Re-attending within 3 months - Children	127	2,068	6.1%	11.0%	11.8%	12.0%
% of FP17s for the same patient ID Re-attending within 3 months - Adults	408	3,679	11.1%	14.5%	15.3%	15.9%
% of FP17s for the same patient ID Re-attending between 3 & 9 months - Children	1,357	2,068	65.6%	56.7%	59.1%	58.0%
% of FP17s for the same patient ID Re-attending between 3 & 9 months - Adults	2,334	3,679	63.4%	48.2%	51.5%	50.5%
% of FP17s for Band 1 Urgent Courses	385	4,939	7.8%	8.6%	8.0%	9.0%
% of FP17s Relating to Free Repair or Replacements	30	4,939	0.6%	0.7%	0.8%	0.8%
% of FP17s Relating to Continuations	16	4,939	0.3%	0.9%	1.1%	1.1%
% of Patients satisfied with the dentistry they have received	5	5	N/A	91.1%	91.6%	91.5%
% of Patients satisfied with the time they had to wait for an appointment	5	5	N/A	86.8%	88.3%	87.9%

* This is based on patients treated on this contract for their most recent course of treatment. Figures in italics indicate the base number of FP17s or Patient Questionnaire responses are less than 100. N/A is shown where the base number of responses is less than 10 during the period. % is calculated as Quantity/Base number*100

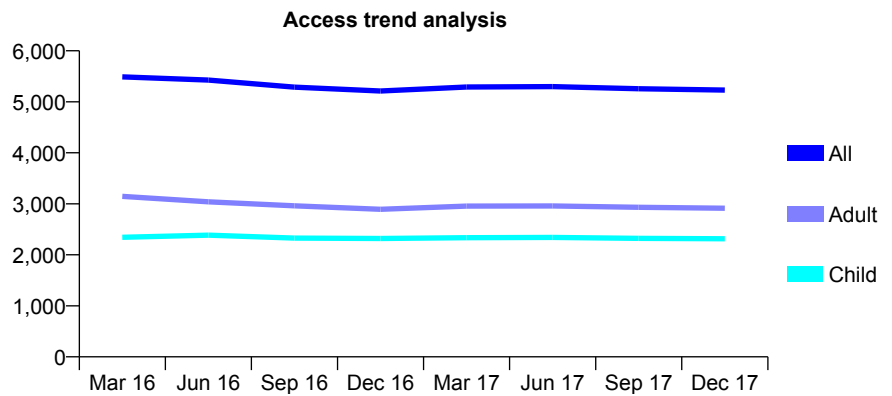
Q58 - Vital Signs At a Glance Contract Report for 755737/0001 - December 2017

Name or company name	MR SK EFSTRATIOU
Contract type name	GDS Contract
Purpose of contract	General
Contract start date	01/04/2006
Contract end date	

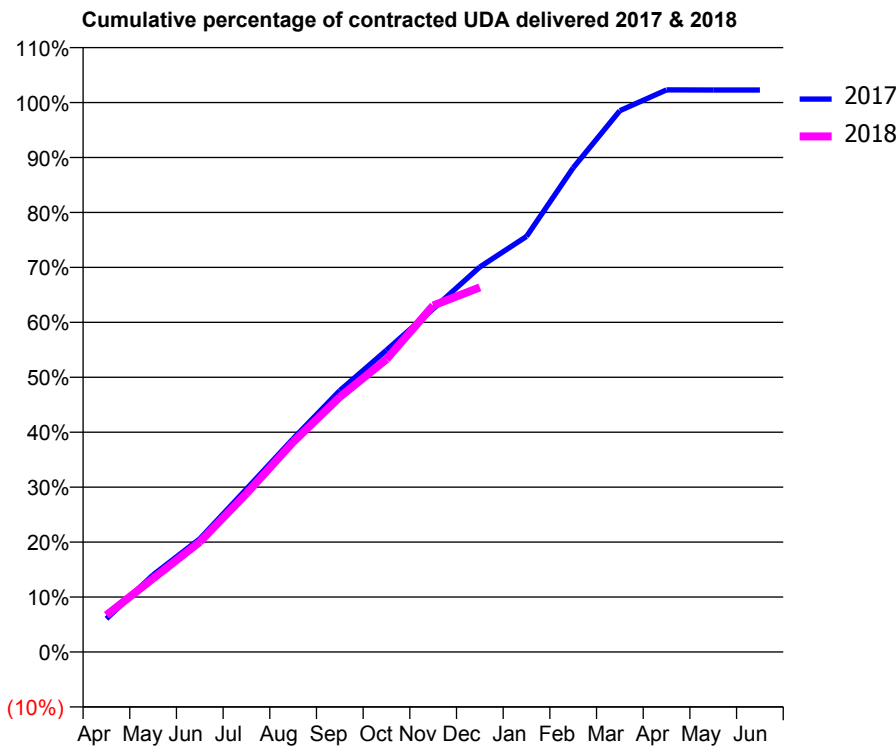
17/18 Contracted general activity (UDA)	11,700
Carry forward general activity (UDA)	-234
17/18 Contracted orthodontic activity (UOA)	0
Carry forward orthodontic activity (UOA)	0
Baseline contract value	£324,485.56

ACCESS*

Patients seen in 24 months	Total	Change since previous quarter
Quarter ending December 2016	5,211	
Quarter ending March 2017	5,291	→
Quarter ending June 2017	5,298	→
Quarter ending September 2017	5,256	→
Quarter ending December 2017	5,230	→
Variance since December 2016	0.4%	→



ACTIVITY



Month	Adjusted Scheduled Activity (UDA)	
	2017	2018
April	708	784
May	1,642	1,566
June	2,410	2,345
July	3,472	3,375
August	4,542	4,469
September	5,567	5,430
October	6,426	6,233
November	7,306	7,378
December	8,199	7,763
January	8,848	
February	10,311	
March	11,526	
April	11,967	
May	11,965	
June	11,967	

QUALITY

	Quantity	Base Number	Contract	AT	Region	England
% of FP17s for the same patient ID Re-attending within 3 months - Children	224	2,551	8.8%	11.0%	11.8%	12.0%
% of FP17s for the same patient ID Re-attending within 3 months - Adults	417	2,503	16.7%	14.5%	15.3%	15.9%
% of FP17s for the same patient ID Re-attending between 3 & 9 months - Children	1,523	2,551	59.7%	56.7%	59.1%	58.0%
% of FP17s for the same patient ID Re-attending between 3 & 9 months - Adults	1,117	2,503	44.6%	48.2%	51.5%	50.5%
% of FP17s for Band 1 Urgent Courses	460	4,342	10.6%	8.6%	8.0%	9.0%
% of FP17s Relating to Free Repair or Replacements	13	4,342	0.3%	0.7%	0.8%	0.8%
% of FP17s Relating to Continuations	14	4,342	0.3%	0.9%	1.1%	1.1%
% of Patients satisfied with the dentistry they have received	1	1	N/A	91.1%	91.6%	91.5%
% of Patients satisfied with the time they had to wait for an appointment	1	1	N/A	86.8%	88.3%	87.9%

* This is based on patients treated on this contract for their most recent course of treatment. Figures in italics indicate the base number of FP17s or Patient Questionnaire responses are less than 100. N/A is shown where the base number of responses is less than 10 during the period. % is calculated as Quantity/Base number*100

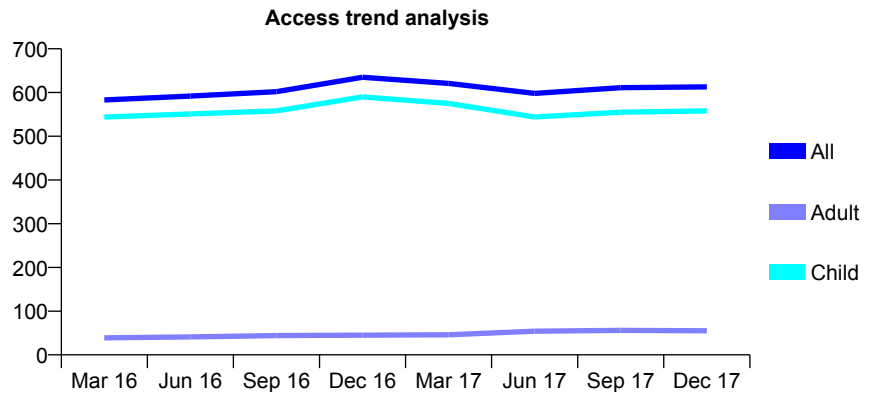
Q58 - Vital Signs At a Glance Contract Report for 762377/0001 - December 2017

Name or company name	MISS AM BROKENSHIRE
Contract type name	GDS Contract
Purpose of contract	General
Contract start date	01/04/2006
Contract end date	

17/18 Contracted general activity (UDA)	990
Carry forward general activity (UDA)	-20
17/18 Contracted orthodontic activity (UOA)	0
Carry forward orthodontic activity (UOA)	0
Baseline contract value	£22,724.58

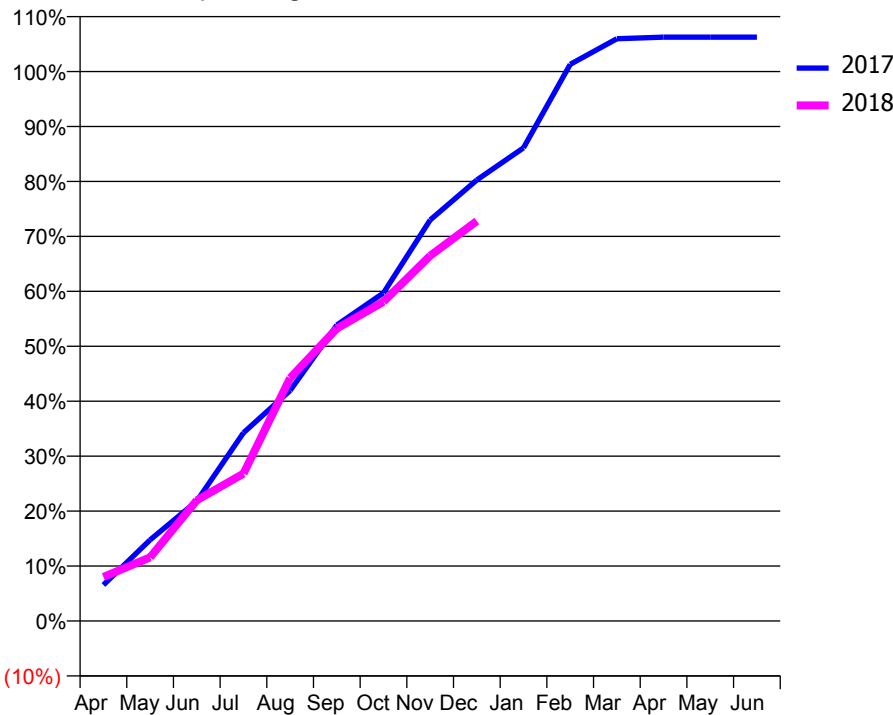
ACCESS*

Patients seen in 24 months	Total	Change since previous quarter
Quarter ending December 2016	635	
Quarter ending March 2017	621	↓
Quarter ending June 2017	598	↓
Quarter ending September 2017	611	↑
Quarter ending December 2017	613	→
Variance since December 2016	(3.5%)	↓



ACTIVITY

Cumulative percentage of contracted UDA delivered 2017 & 2018



Month	Adjusted Scheduled Activity (UDA)	
	2017	2018
April	65	79
May	146	115
June	216	218
July	339	266
August	415	438
September	533	527
October	591	575
November	723	658
December	795	721
January	853	
February	1,003	
March	1,049	
April	1,052	
May	1,052	
June	1,052	

QUALITY

	Quantity	Base Number	Contract	AT	Region	England
% of FP17s for the same patient ID Re-attending within 3 months - Children	22	553	4.0%	11.0%	11.8%	12.0%
% of FP17s for the same patient ID Re-attending within 3 months - Adults	0	0	N/A	14.5%	15.3%	15.9%
% of FP17s for the same patient ID Re-attending between 3 & 9 months - Children	297	553	53.7%	56.7%	59.1%	58.0%
% of FP17s for the same patient ID Re-attending between 3 & 9 months - Adults	0	0	N/A	48.2%	51.5%	50.5%
% of FP17s for Band 1 Urgent Courses	8	550	1.5%	8.6%	8.0%	9.0%
% of FP17s Relating to Free Repair or Replacements	0	550	0.0%	0.7%	0.8%	0.8%
% of FP17s Relating to Continuations	3	550	0.5%	0.9%	1.1%	1.1%
% of Patients satisfied with the dentistry they have received	0	0	N/A	91.1%	91.6%	91.5%
% of Patients satisfied with the time they had to wait for an appointment	0	0	N/A	86.8%	88.3%	87.9%

* This is based on patients treated on this contract for their most recent course of treatment. Figures in italics indicate the base number of FP17s or Patient Questionnaire responses are less than 100. N/A is shown where the base number of responses is less than 10 during the period. % is calculated as Quantity/Base number*100

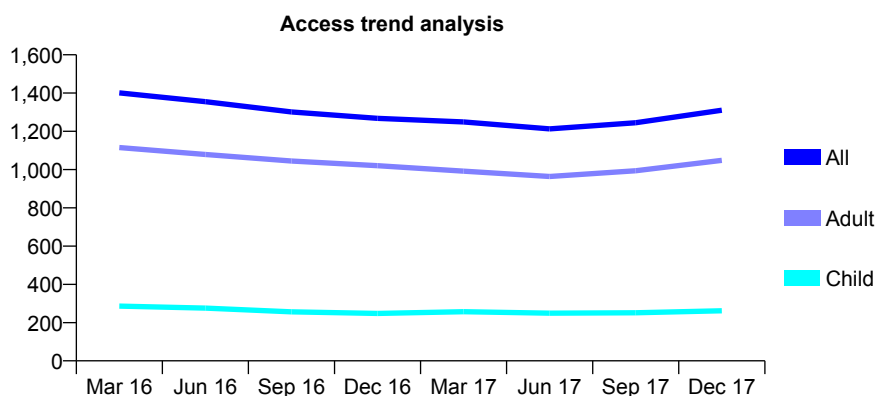
Q58 - Vital Signs At a Glance Contract Report for 763306/0001 - December 2017

Name or company name	Mr KR Kalhor-Sadighi & Dr Karan Patel
Contract type name	GDS Contract
Purpose of contract	General
Contract start date	01/04/2006
Contract end date	

17/18 Contracted general activity (UDA)	9,850
Carry forward general activity (UDA)	-89
17/18 Contracted orthodontic activity (UOA)	0
Carry forward orthodontic activity (UOA)	0
Baseline contract value	£240,640.70

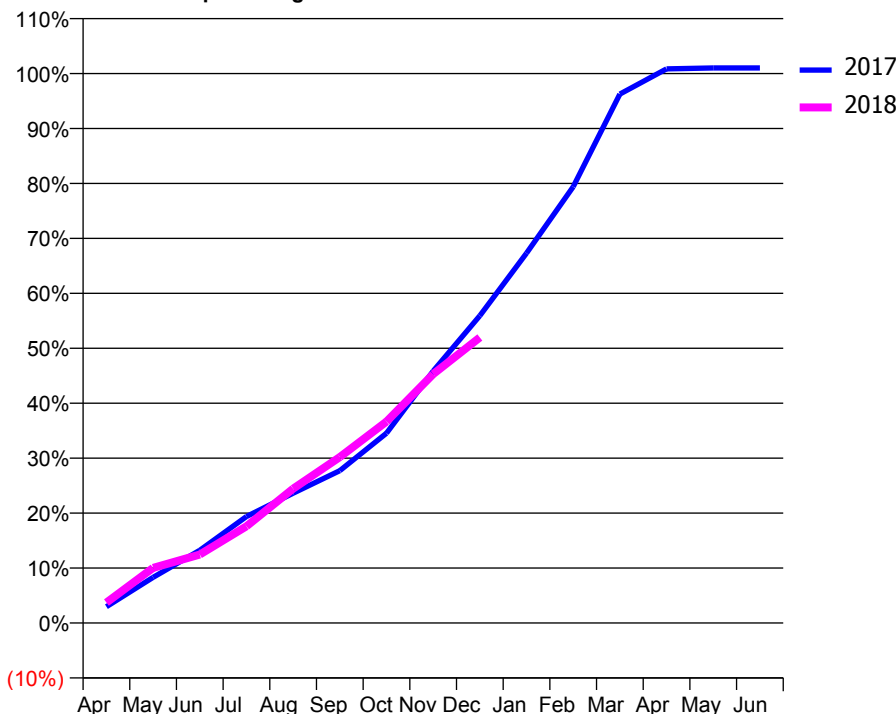
ACCESS*

Patients seen in 24 months	Total	Change since previous quarter
Quarter ending December 2016	1,268	
Quarter ending March 2017	1,249	↓
Quarter ending June 2017	1,213	↓
Quarter ending September 2017	1,245	↑
Quarter ending December 2017	1,310	↑
Variance since December 2016	3.3%	↑



ACTIVITY

Cumulative percentage of contracted UDA delivered 2017 & 2018



Adjusted Scheduled Activity (UDA)

Month	2017	2018
April	264	368
May	735	989
June	1,172	1,227
July	1,714	1,734
August	2,090	2,408
September	2,453	2,974
October	3,058	3,610
November	4,058	4,461
December	4,950	5,118
January	5,957	
February	7,025	
March	8,518	
April	8,925	
May	8,939	
June	8,939	

QUALITY

	Quantity	Base Number	Contract	AT	Region	England
% of FP17s for the same patient ID Re-attending within 3 months - Children	32	317	10.1%	11.0%	11.8%	12.0%
% of FP17s for the same patient ID Re-attending within 3 months - Adults	220	1,234	17.8%	14.5%	15.3%	15.9%
% of FP17s for the same patient ID Re-attending between 3 & 9 months - Children	147	317	46.4%	56.7%	59.1%	58.0%
% of FP17s for the same patient ID Re-attending between 3 & 9 months - Adults	616	1,234	49.9%	48.2%	51.5%	50.5%
% of FP17s for Band 1 Urgent Courses	146	1,479	9.9%	8.6%	8.0%	9.0%
% of FP17s Relating to Free Repair or Replacements	7	1,479	0.5%	0.7%	0.8%	0.8%
% of FP17s Relating to Continuations	27	1,479	1.8%	0.9%	1.1%	1.1%
% of Patients satisfied with the dentistry they have received	3	3	N/A	91.1%	91.6%	91.5%
% of Patients satisfied with the time they had to wait for an appointment	3	3	N/A	86.8%	88.3%	87.9%

* This is based on patients treated on this contract for their most recent course of treatment. Figures in italics indicate the base number of FP17s or Patient Questionnaire responses are less than 100. N/A is shown where the base number of responses is less than 10 during the period. % is calculated as Quantity/Base number*100

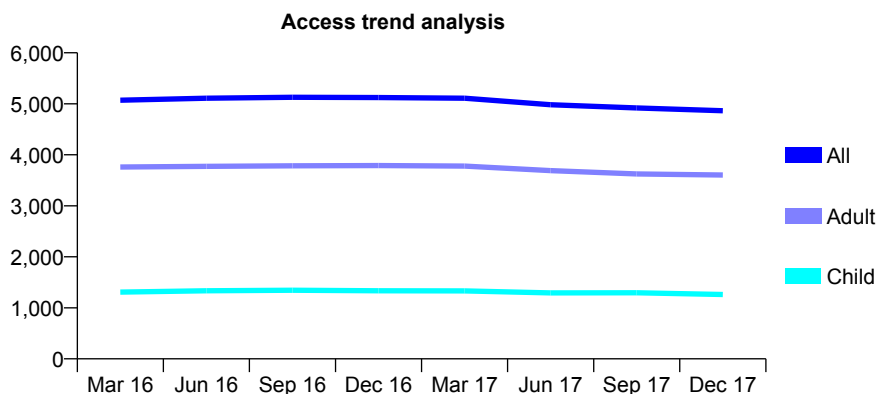
Q58 - Vital Signs At a Glance Contract Report for 764280/0001 - December 2017

Name or company name	MRS AO IYALLA
Contract type name	GDS Contract
Purpose of contract	General
Contract start date	01/04/2006
Contract end date	

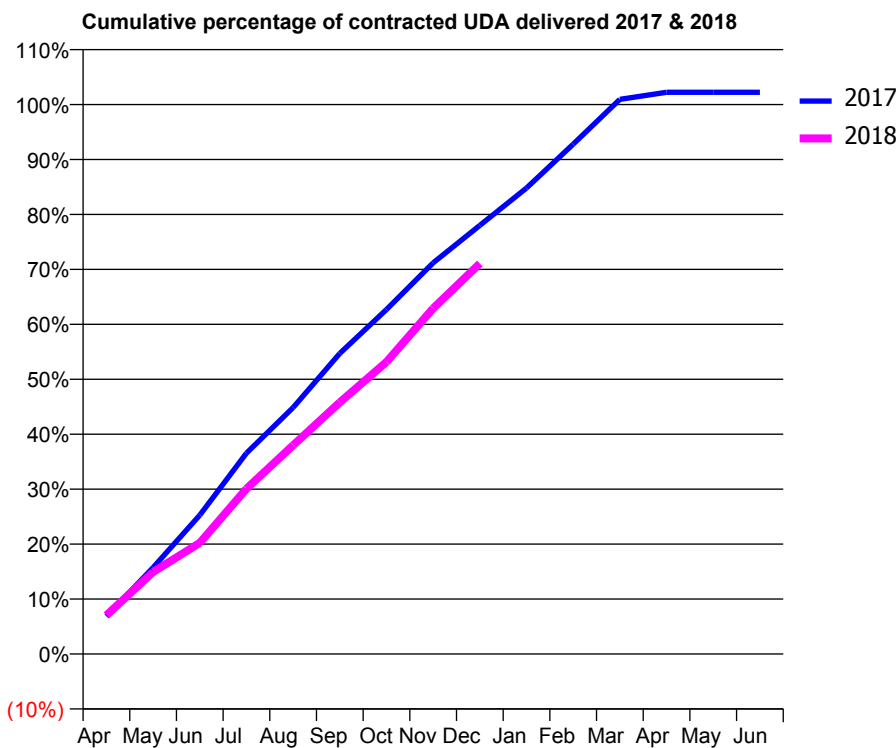
17/18 Contracted general activity (UDA)	15,337
Carry forward general activity (UDA)	-307
17/18 Contracted orthodontic activity (UOA)	0
Carry forward orthodontic activity (UOA)	0
Baseline contract value	£391,782.23

ACCESS*

Patients seen in 24 months	Total	Change since previous quarter
Quarter ending December 2016	5,123	
Quarter ending March 2017	5,110	→
Quarter ending June 2017	4,983	↓
Quarter ending September 2017	4,919	↓
Quarter ending December 2017	4,864	↓
Variance since December 2016	(5.1%)	↓



ACTIVITY



Month	Adjusted Scheduled Activity (UDA)	
	2017	2018
April	1,050	1,083
May	2,413	2,291
June	3,876	3,102
July	5,607	4,614
August	6,880	5,827
September	8,390	7,024
October	9,614	8,151
November	10,919	9,649
December	11,965	10,899
January	13,006	
February	14,229	
March	15,481	
April	15,678	
May	15,679	
June	15,679	

QUALITY

	Quantity	Base Number	Contract	AT	Region	England
% of FP17s for the same patient ID Re-attending within 3 months - Children	51	1,147	4.4%	11.0%	11.8%	12.0%
% of FP17s for the same patient ID Re-attending within 3 months - Adults	269	2,830	9.5%	14.5%	15.3%	15.9%
% of FP17s for the same patient ID Re-attending between 3 & 9 months - Children	612	1,147	53.4%	56.7%	59.1%	58.0%
% of FP17s for the same patient ID Re-attending between 3 & 9 months - Adults	1,240	2,830	43.8%	48.2%	51.5%	50.5%
% of FP17s for Band 1 Urgent Courses	412	3,912	10.5%	8.6%	8.0%	9.0%
% of FP17s Relating to Free Repair or Replacements	27	3,912	0.7%	0.7%	0.8%	0.8%
% of FP17s Relating to Continuations	4	3,912	0.1%	0.9%	1.1%	1.1%
% of Patients satisfied with the dentistry they have received	3	3	N/A	91.1%	91.6%	91.5%
% of Patients satisfied with the time they had to wait for an appointment	2	3	N/A	86.8%	88.3%	87.9%

* This is based on patients treated on this contract for their most recent course of treatment. Figures in italics indicate the base number of FP17s or Patient Questionnaire responses are less than 100. N/A is shown where the base number of responses is less than 10 during the period. % is calculated as Quantity/Base number*100

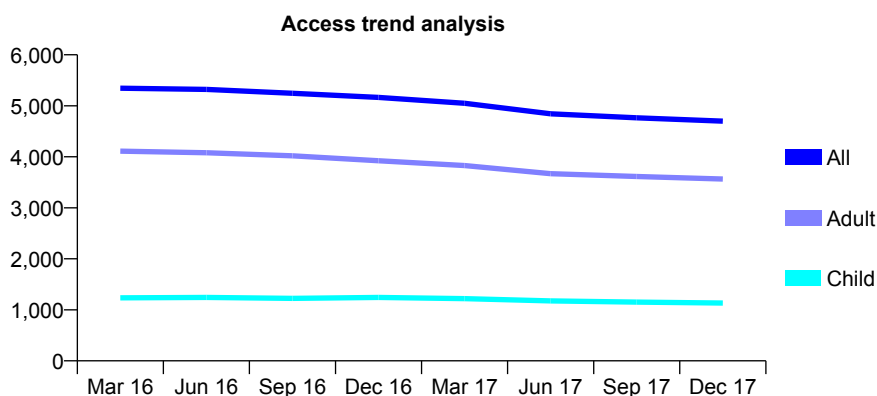
Q58 - Vital Signs At a Glance Contract Report for 764779/0001 - December 2017

Name or company name	MR PD LITCHFIELD
Contract type name	GDS Contract
Purpose of contract	General
Contract start date	01/04/2006
Contract end date	

17/18 Contracted general activity (UDA)	13,776
Carry forward general activity (UDA)	187
17/18 Contracted orthodontic activity (UOA)	0
Carry forward orthodontic activity (UOA)	0
Baseline contract value	£356,115.53

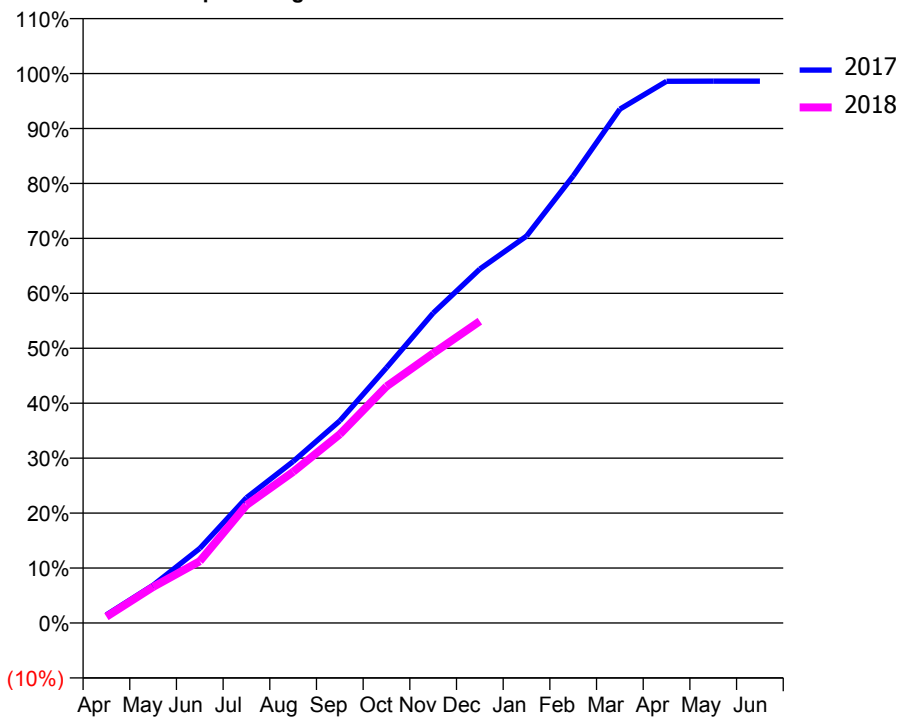
ACCESS*

Patients seen in 24 months	Total	Change since previous quarter
Quarter ending December 2016	5,166	
Quarter ending March 2017	5,049	↓
Quarter ending June 2017	4,843	↓
Quarter ending September 2017	4,766	↓
Quarter ending December 2017	4,699	↓
Variance since December 2016	(9.0%)	↓



ACTIVITY

Cumulative percentage of contracted UDA delivered 2017 & 2018



Month	Adjusted Scheduled Activity (UDA)	
	2017	2018
April	205	159
May	946	905
June	1,870	1,548
July	3,140	2,956
August	4,049	3,791
September	5,069	4,731
October	6,400	5,931
November	7,769	6,763
December	8,876	7,566
January	9,701	
February	11,209	
March	12,881	
April	13,581	
May	13,584	
June	13,584	

QUALITY

	Quantity	Base Number	Contract	AT	Region	England
% of FP17s for the same patient ID Re-attending within 3 months - Children	58	746	7.8%	11.0%	11.8%	12.0%
% of FP17s for the same patient ID Re-attending within 3 months - Adults	533	2,660	20.0%	14.5%	15.3%	15.9%
% of FP17s for the same patient ID Re-attending between 3 & 9 months - Children	224	746	30.0%	56.7%	59.1%	58.0%
% of FP17s for the same patient ID Re-attending between 3 & 9 months - Adults	779	2,660	29.3%	48.2%	51.5%	50.5%
% of FP17s for Band 1 Urgent Courses	613	3,146	19.5%	8.6%	8.0%	9.0%
% of FP17s Relating to Free Repair or Replacements	58	3,146	1.8%	0.7%	0.8%	0.8%
% of FP17s Relating to Continuations	79	3,146	2.5%	0.9%	1.1%	1.1%
% of Patients satisfied with the dentistry they have received	1	1	N/A	91.1%	91.6%	91.5%
% of Patients satisfied with the time they had to wait for an appointment	1	1	N/A	86.8%	88.3%	87.9%

* This is based on patients treated on this contract for their most recent course of treatment. Figures in italics indicate the base number of FP17s or Patient Questionnaire responses are less than 100. N/A is shown where the base number of responses is less than 10 during the period. % is calculated as Quantity/Base number*100

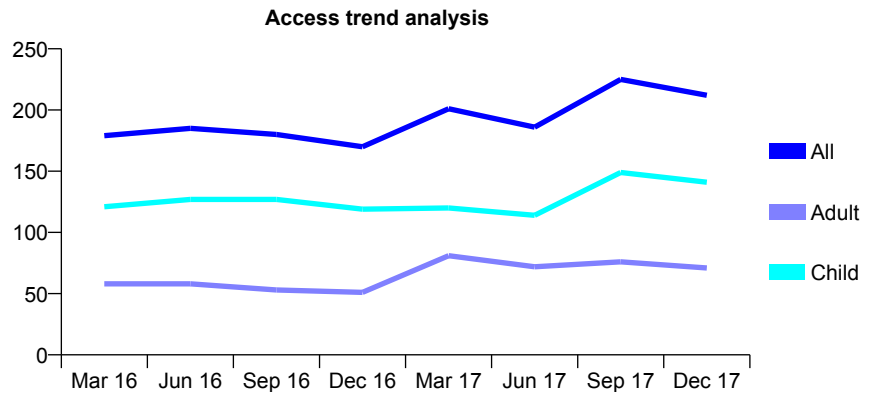
Q58 - Vital Signs At a Glance Contract Report for 765279/0001 - December 2017

Name or company name	Tilehouse Dental Clinic
Contract type name	GDS Contract
Purpose of contract	General
Contract start date	01/04/2007
Contract end date	

17/18 Contracted general activity (UDA)	275
Carry forward general activity (UDA)	9
17/18 Contracted orthodontic activity (UOA)	0
Carry forward orthodontic activity (UOA)	0
Baseline contract value	£6,083.91

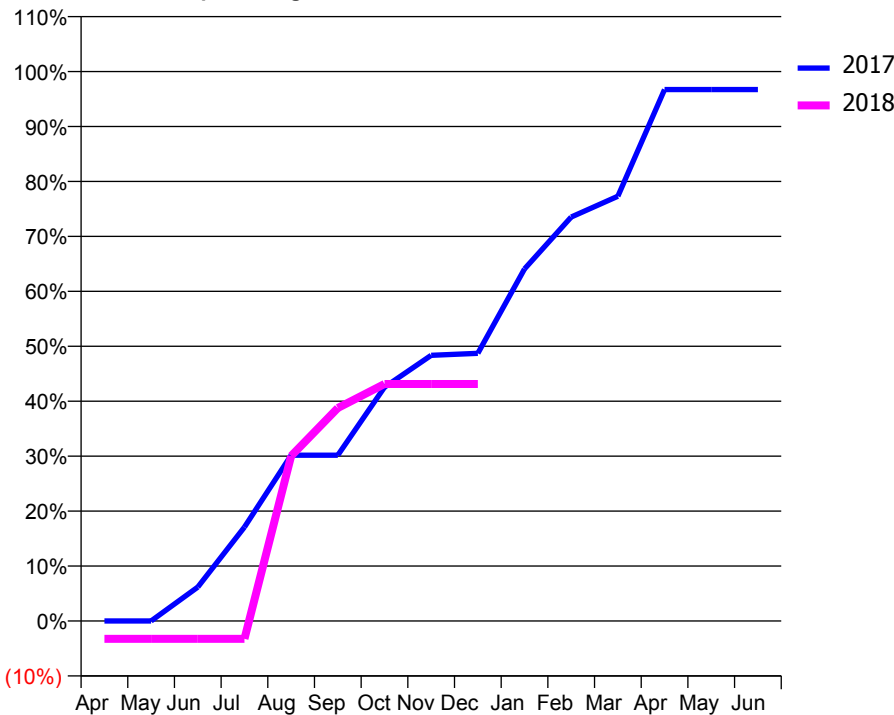
ACCESS*

Patients seen in 24 months	Total	Change since previous quarter
Quarter ending December 2016	170	
Quarter ending March 2017	201	↑
Quarter ending June 2017	186	↓
Quarter ending September 2017	225	↑
Quarter ending December 2017	212	↓
Variance since December 2016	24.7%	↑



ACTIVITY

Cumulative percentage of contracted UDA delivered 2017 & 2018



Month	Adjusted Scheduled Activity (UDA)	
	2017	2018
April	0	-9
May	0	-9
June	17	-9
July	47	-9
August	83	83
September	83	107
October	117	119
November	133	119
December	134	119
January	176	
February	202	
March	213	
April	266	
May	266	
June	266	

QUALITY

	Quantity	Base Number	Contract	AT	Region	England
% of FP17s for the same patient ID Re-attending within 3 months - Children	10	129	7.8%	11.0%	11.8%	12.0%
% of FP17s for the same patient ID Re-attending within 3 months - Adults	1	43	2.3%	14.5%	15.3%	15.9%
% of FP17s for the same patient ID Re-attending between 3 & 9 months - Children	58	129	45.0%	56.7%	59.1%	58.0%
% of FP17s for the same patient ID Re-attending between 3 & 9 months - Adults	3	43	7.0%	48.2%	51.5%	50.5%
% of FP17s for Band 1 Urgent Courses	3	133	2.3%	8.6%	8.0%	9.0%
% of FP17s Relating to Free Repair or Replacements	0	133	0.0%	0.7%	0.8%	0.8%
% of FP17s Relating to Continuations	0	133	0.0%	0.9%	1.1%	1.1%
% of Patients satisfied with the dentistry they have received	0	0	N/A	91.1%	91.6%	91.5%
% of Patients satisfied with the time they had to wait for an appointment	0	0	N/A	86.8%	88.3%	87.9%

* This is based on patients treated on this contract for their most recent course of treatment. Figures in italics indicate the base number of FP17s or Patient Questionnaire responses are less than 100. N/A is shown where the base number of responses is less than 10 during the period. % is calculated as Quantity/Base number*100

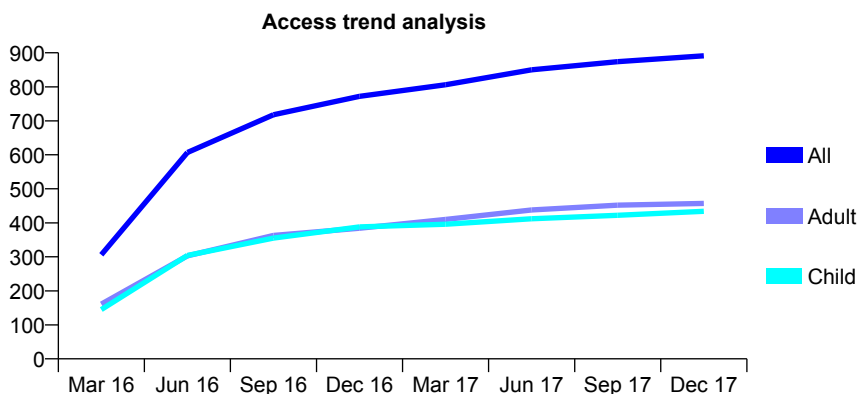
Q58 - Vital Signs At a Glance Contract Report for 765279/0003 - December 2017

Name or company name	MR NS SHAH
Contract type name	GDS Contract
Purpose of contract	General
Contract start date	14/11/2015
Contract end date	

17/18 Contracted general activity (UDA)	2,010
Carry forward general activity (UDA)	-27
17/18 Contracted orthodontic activity (UOA)	0
Carry forward orthodontic activity (UOA)	0
Baseline contract value	£58,700.75

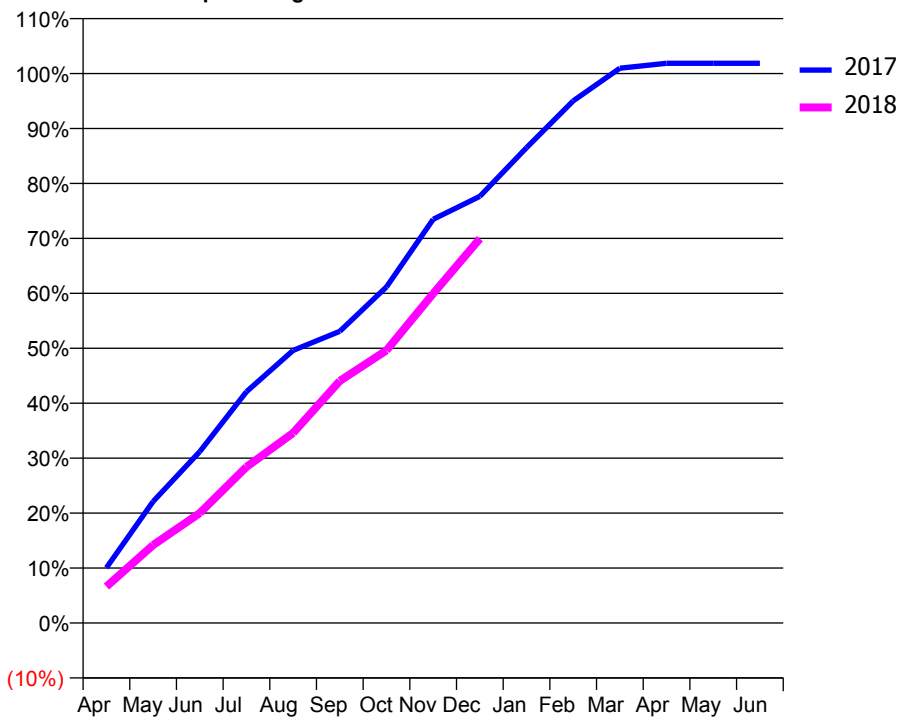
ACCESS*

Patients seen in 24 months	Total	Change since previous quarter
Quarter ending December 2016	772	
Quarter ending March 2017	806	↑
Quarter ending June 2017	850	↑
Quarter ending September 2017	874	↑
Quarter ending December 2017	891	→
Variance since December 2016	15.4%	↑



ACTIVITY

Cumulative percentage of contracted UDA delivered 2017 & 2018



Month	Adjusted Scheduled Activity (UDA)	
	2017	2018
April	202	134
May	444	285
June	627	402
July	846	571
August	997	695
September	1,067	885
October	1,229	997
November	1,477	1,205
December	1,561	1,406
January	1,739	
February	1,910	
March	2,029	
April	2,047	
May	2,047	
June	2,047	

QUALITY

	Quantity	Base Number	Contract	AT	Region	England
% of FP17s for the same patient ID Re-attending within 3 months - Children	29	452	6.4%	11.0%	11.8%	12.0%
% of FP17s for the same patient ID Re-attending within 3 months - Adults	40	424	9.4%	14.5%	15.3%	15.9%
% of FP17s for the same patient ID Re-attending between 3 & 9 months - Children	246	452	54.4%	56.7%	59.1%	58.0%
% of FP17s for the same patient ID Re-attending between 3 & 9 months - Adults	237	424	55.9%	48.2%	51.5%	50.5%
% of FP17s for Band 1 Urgent Courses	49	858	5.7%	8.6%	8.0%	9.0%
% of FP17s Relating to Free Repair or Replacements	0	858	0.0%	0.7%	0.8%	0.8%
% of FP17s Relating to Continuations	7	858	0.8%	0.9%	1.1%	1.1%
% of Patients satisfied with the dentistry they have received	0	0	N/A	91.1%	91.6%	91.5%
% of Patients satisfied with the time they had to wait for an appointment	0	0	N/A	86.8%	88.3%	87.9%

* This is based on patients treated on this contract for their most recent course of treatment. Figures in italics indicate the base number of FP17s or Patient Questionnaire responses are less than 100. N/A is shown where the base number of responses is less than 10 during the period. % is calculated as Quantity/Base number*100

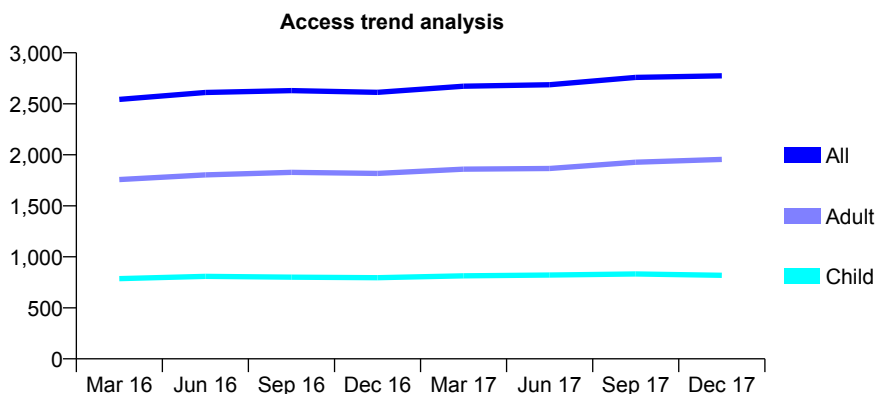
Q58 - Vital Signs At a Glance Contract Report for 767190/0001 - December 2017

Name or company name	MR S BHOGAITA
Contract type name	GDS Contract
Purpose of contract	General
Contract start date	01/04/2006
Contract end date	

17/18 Contracted general activity (UDA)	8,100
Carry forward general activity (UDA)	-53
17/18 Contracted orthodontic activity (UOA)	0
Carry forward orthodontic activity (UOA)	0
Baseline contract value	£214,632.93

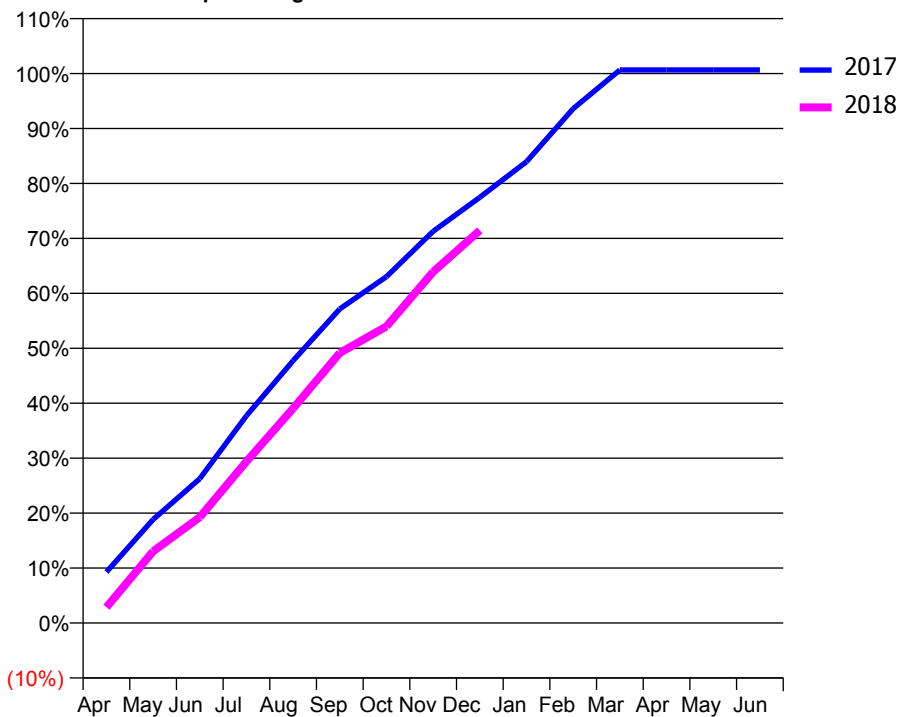
ACCESS*

Patients seen in 24 months	Total	Change since previous quarter
Quarter ending December 2016	2,612	
Quarter ending March 2017	2,673	↑
Quarter ending June 2017	2,687	→
Quarter ending September 2017	2,759	↑
Quarter ending December 2017	2,774	→
Variance since December 2016	6.2%	↑



ACTIVITY

Cumulative percentage of contracted UDA delivered 2017 & 2018



QUALITY

	Quantity	Base Number	Contract	AT	Region	England
% of FP17s for the same patient ID Re-attending within 3 months - Children	16	959	1.7%	11.0%	11.8%	12.0%
% of FP17s for the same patient ID Re-attending within 3 months - Adults	111	1,811	6.1%	14.5%	15.3%	15.9%
% of FP17s for the same patient ID Re-attending between 3 & 9 months - Children	643	959	67.0%	56.7%	59.1%	58.0%
% of FP17s for the same patient ID Re-attending between 3 & 9 months - Adults	935	1,811	51.6%	48.2%	51.5%	50.5%
% of FP17s for Band 1 Urgent Courses	66	2,771	2.4%	8.6%	8.0%	9.0%
% of FP17s Relating to Free Repair or Replacements	16	2,771	0.6%	0.7%	0.8%	0.8%
% of FP17s Relating to Continuations	9	2,771	0.3%	0.9%	1.1%	1.1%
% of Patients satisfied with the dentistry they have received	2	2	N/A	91.1%	91.6%	91.5%
% of Patients satisfied with the time they had to wait for an appointment	2	2	N/A	86.8%	88.3%	87.9%

* This is based on patients treated on this contract for their most recent course of treatment. Figures in italics indicate the base number of FP17s or Patient Questionnaire responses are less than 100. N/A is shown where the base number of responses is less than 10 during the period. % is calculated as Quantity/Base number*100

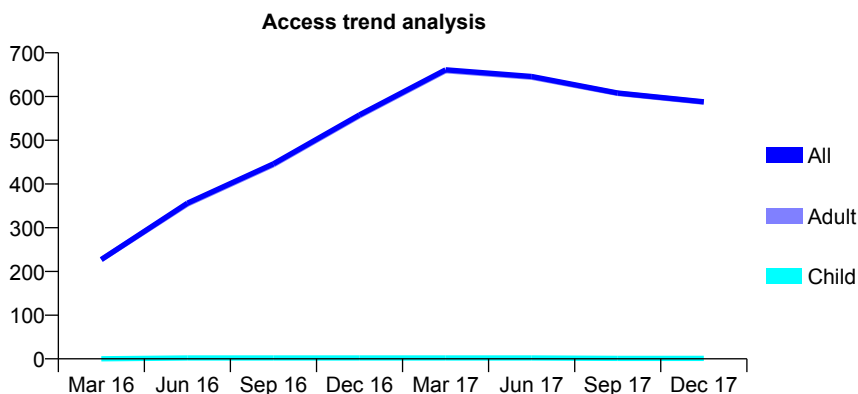
Q58 - Vital Signs At a Glance Contract Report for 767190/0002 - December 2017

Name or company name	MR S BHOGAITA
Contract type name	PDS Contract
Purpose of contract	General
Contract start date	01/11/2006
Contract end date	31/03/2018

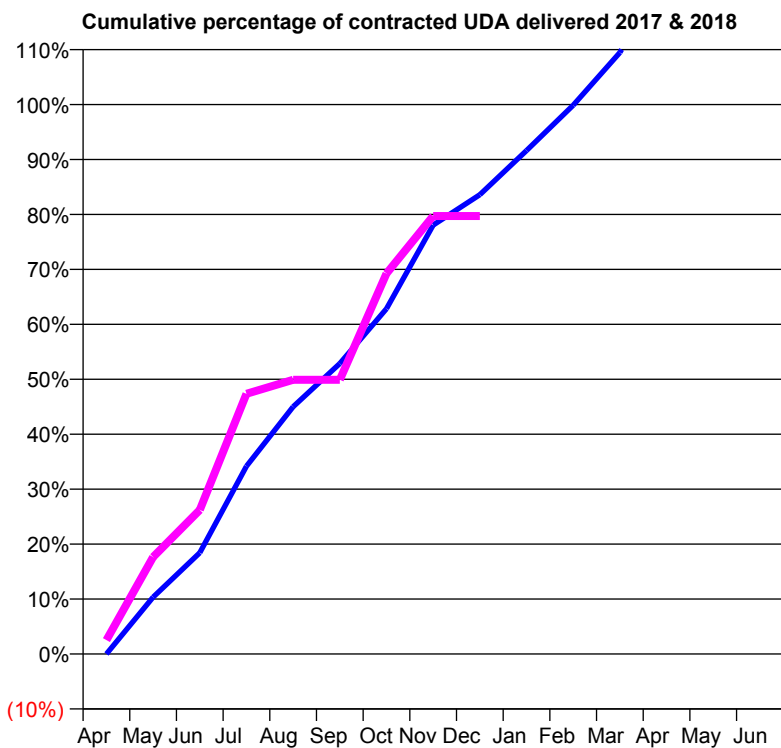
17/18 Contracted general activity (UDA)	946
Carry forward general activity (UDA)	0
17/18 Contracted orthodontic activity (UOA)	0
Carry forward orthodontic activity (UOA)	0
Baseline contract value	£114,222.20

ACCESS*

Patients seen in 24 months	Total	Change since previous quarter
Quarter ending December 2016	558	
Quarter ending March 2017	661	↑
Quarter ending June 2017	646	↓
Quarter ending September 2017	608	↓
Quarter ending December 2017	588	↓
Variance since December 2016	5.4%	↑



ACTIVITY



Month	Adjusted Scheduled Activity (UDA)	
	2017	2018
April	0	24
May	174	167
June	310	248
July	575	448
August	757	472
September	889	472
October	1,057	655
November	1,313	754
December	1,406	754
January	1,541	
February	1,680	
March	1,841	
April	2,077	
May	2,077	
June	2,077	

QUALITY

	Quantity	Base Number	Contract	AT	Region	England
% of FP17s for the same patient ID Re-attending within 3 months - Children	0	4	0.0%	11.0%	11.8%	12.0%
% of FP17s for the same patient ID Re-attending within 3 months - Adults	3	381	0.8%	14.5%	15.3%	15.9%
% of FP17s for the same patient ID Re-attending between 3 & 9 months - Children	0	4	0.0%	56.7%	59.1%	58.0%
% of FP17s for the same patient ID Re-attending between 3 & 9 months - Adults	4	381	1.0%	48.2%	51.5%	50.5%
% of FP17s for Band 1 Urgent Courses	0	286	0.0%	8.6%	8.0%	9.0%
% of FP17s Relating to Free Repair or Replacements	0	286	0.0%	0.7%	0.8%	0.8%
% of FP17s Relating to Continuations	0	286	0.0%	0.9%	1.1%	1.1%
% of Patients satisfied with the dentistry they have received	0	0	N/A	91.1%	91.6%	91.5%
% of Patients satisfied with the time they had to wait for an appointment	0	0	N/A	86.8%	88.3%	87.9%

* This is based on patients treated on this contract for their most recent course of treatment. Figures in italics indicate the base number of FP17s or Patient Questionnaire responses are less than 100. N/A is shown where the base number of responses is less than 10 during the period. % is calculated as Quantity/Base number*100

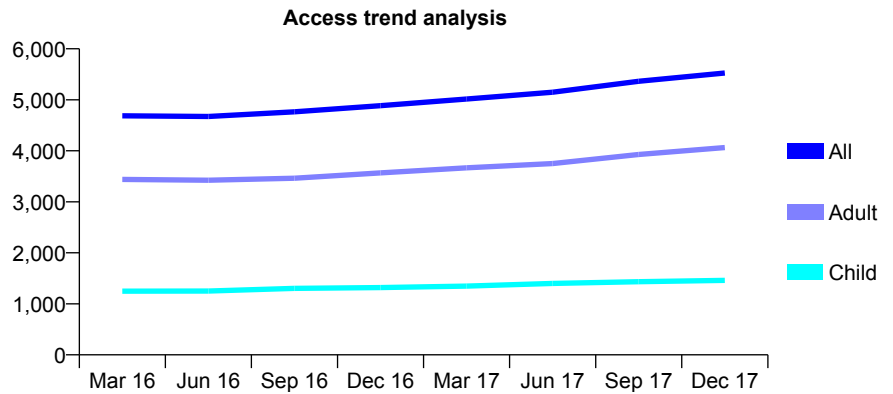
Q58 - Vital Signs At a Glance Contract Report for 767190/0003 - December 2017

Name or company name	MR S BHOGAITA
Contract type name	GDS Contract
Purpose of contract	General
Contract start date	01/10/2009
Contract end date	

17/18 Contracted general activity (UDA)	15,691
Carry forward general activity (UDA)	0
17/18 Contracted orthodontic activity (UOA)	0
Carry forward orthodontic activity (UOA)	0
Baseline contract value	£482,959.24

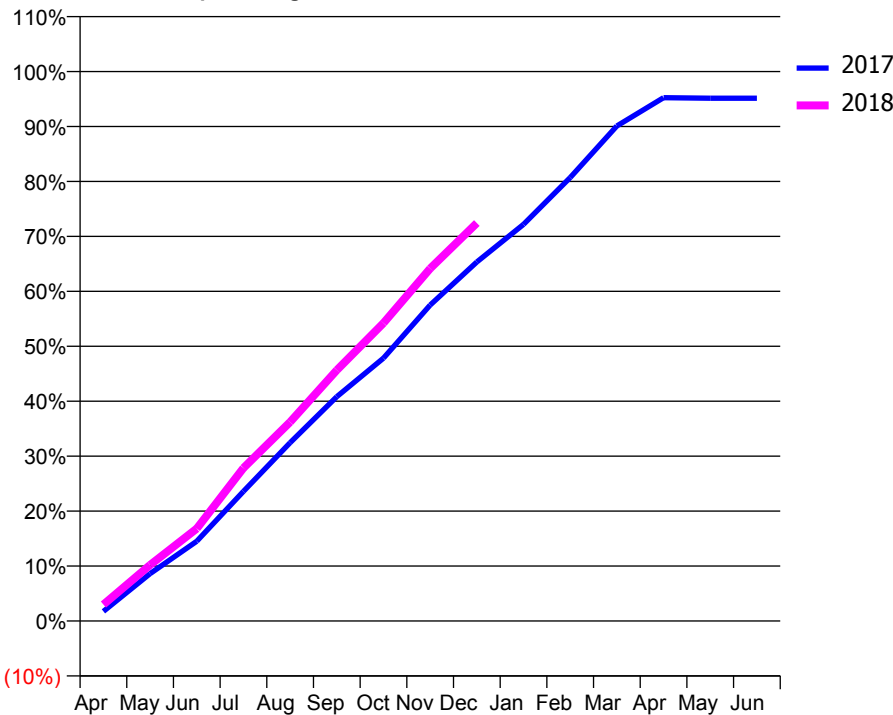
ACCESS*

Patients seen in 24 months	Total	Change since previous quarter
Quarter ending December 2016	4,886	
Quarter ending March 2017	5,015	↑
Quarter ending June 2017	5,150	↑
Quarter ending September 2017	5,364	↑
Quarter ending December 2017	5,525	↑
Variance since December 2016	13.1%	↑



ACTIVITY

Cumulative percentage of contracted UDA delivered 2017 & 2018



Month	Adjusted Scheduled Activity (UDA)	
	2017	2018
April	276	470
May	1,352	1,601
June	2,279	2,640
July	3,702	4,371
August	5,094	5,682
September	6,406	7,163
October	7,508	8,507
November	9,021	10,064
December	10,253	11,364
January	11,325	
February	12,664	
March	14,134	
April	14,943	
May	14,927	
June	14,926	

QUALITY

	Quantity	Base Number	Contract	AT	Region	England
% of FP17s for the same patient ID Re-attending within 3 months - Children	69	1,467	4.7%	11.0%	11.8%	12.0%
% of FP17s for the same patient ID Re-attending within 3 months - Adults	303	3,557	8.5%	14.5%	15.3%	15.9%
% of FP17s for the same patient ID Re-attending between 3 & 9 months - Children	728	1,467	49.6%	56.7%	59.1%	58.0%
% of FP17s for the same patient ID Re-attending between 3 & 9 months - Adults	1,527	3,557	42.9%	48.2%	51.5%	50.5%
% of FP17s for Band 1 Urgent Courses	308	4,710	6.5%	8.6%	8.0%	9.0%
% of FP17s Relating to Free Repair or Replacements	32	4,710	0.7%	0.7%	0.8%	0.8%
% of FP17s Relating to Continuations	13	4,710	0.3%	0.9%	1.1%	1.1%
% of Patients satisfied with the dentistry they have received	4	4	N/A	91.1%	91.6%	91.5%
% of Patients satisfied with the time they had to wait for an appointment	3	4	N/A	86.8%	88.3%	87.9%

* This is based on patients treated on this contract for their most recent course of treatment. Figures in italics indicate the base number of FP17s or Patient Questionnaire responses are less than 100. N/A is shown where the base number of responses is less than 10 during the period. % is calculated as Quantity/Base number*100

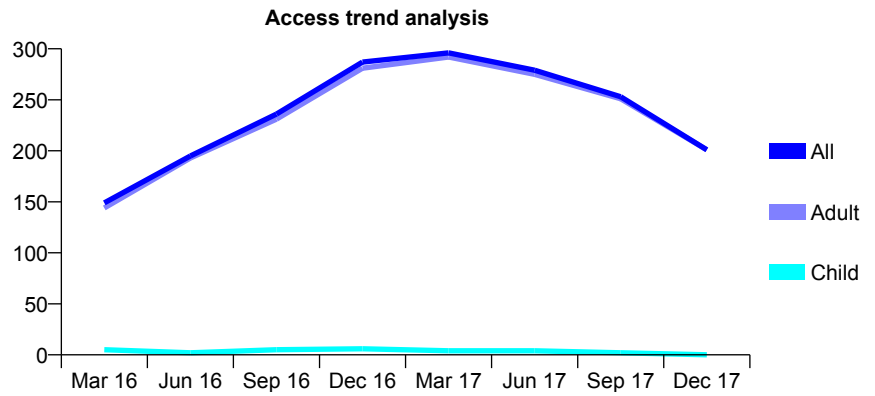
Q58 - Vital Signs At a Glance Contract Report for 767190/0004 - December 2017

Name or company name	MR S BHOGAITA
Contract type name	PDS Contract
Purpose of contract	General
Contract start date	01/11/2006
Contract end date	31/03/2018

17/18 Contracted general activity (UDA)	300
Carry forward general activity (UDA)	0
17/18 Contracted orthodontic activity (UOA)	0
Carry forward orthodontic activity (UOA)	0
Baseline contract value	£119,373.53

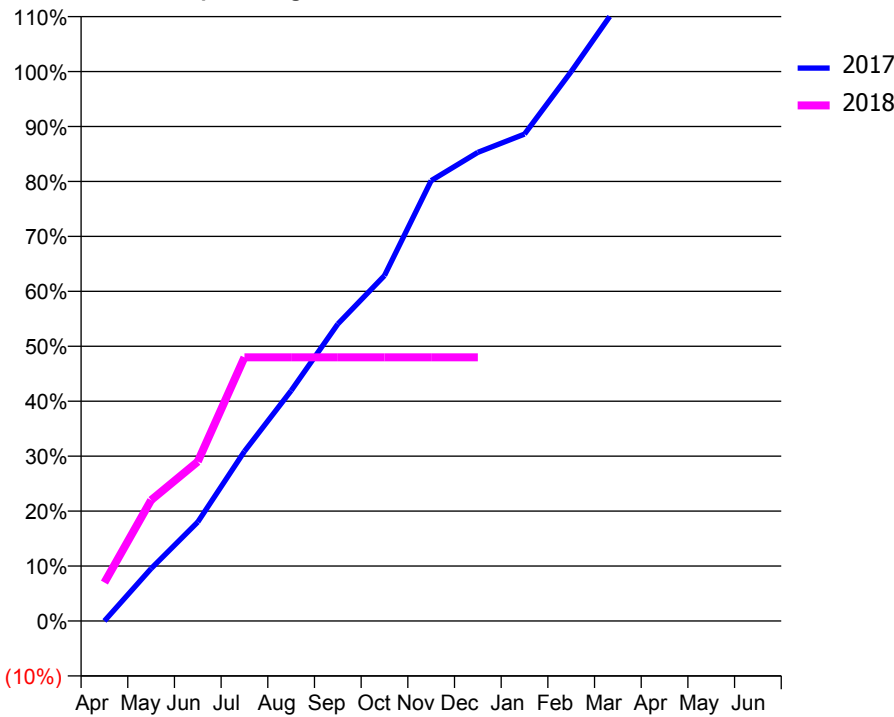
ACCESS*

Patients seen in 24 months	Total	Change since previous quarter
Quarter ending December 2016	287	
Quarter ending March 2017	296	↑
Quarter ending June 2017	279	↓
Quarter ending September 2017	253	↓
Quarter ending December 2017	201	↓
Variance since December 2016	(30.0%)	↓



ACTIVITY

Cumulative percentage of contracted UDA delivered 2017 & 2018



Month	Adjusted Scheduled Activity (UDA)	
	2017	2018
April	0	21
May	78	66
June	147	87
July	252	144
August	342	144
September	441	144
October	513	144
November	654	144
December	696	144
January	723	
February	816	
March	915	
April	978	
May	978	
June	981	

QUALITY

	Quantity	Base Number	Contract	AT	Region	England
% of FP17s for the same patient ID Re-attending within 3 months - Children	0	1	0.0%	11.0%	11.8%	12.0%
% of FP17s for the same patient ID Re-attending within 3 months - Adults	0	69	0.0%	14.5%	15.3%	15.9%
% of FP17s for the same patient ID Re-attending between 3 & 9 months - Children	0	1	0.0%	56.7%	59.1%	58.0%
% of FP17s for the same patient ID Re-attending between 3 & 9 months - Adults	0	69	0.0%	48.2%	51.5%	50.5%
% of FP17s for Band 1 Urgent Courses	0	48	0.0%	8.6%	8.0%	9.0%
% of FP17s Relating to Free Repair or Replacements	0	48	0.0%	0.7%	0.8%	0.8%
% of FP17s Relating to Continuations	0	48	0.0%	0.9%	1.1%	1.1%
% of Patients satisfied with the dentistry they have received	0	0	N/A	91.1%	91.6%	91.5%
% of Patients satisfied with the time they had to wait for an appointment	0	0	N/A	86.8%	88.3%	87.9%

* This is based on patients treated on this contract for their most recent course of treatment. Figures in italics indicate the base number of FP17s or Patient Questionnaire responses are less than 100. N/A is shown where the base number of responses is less than 10 during the period. % is calculated as Quantity/Base number*100

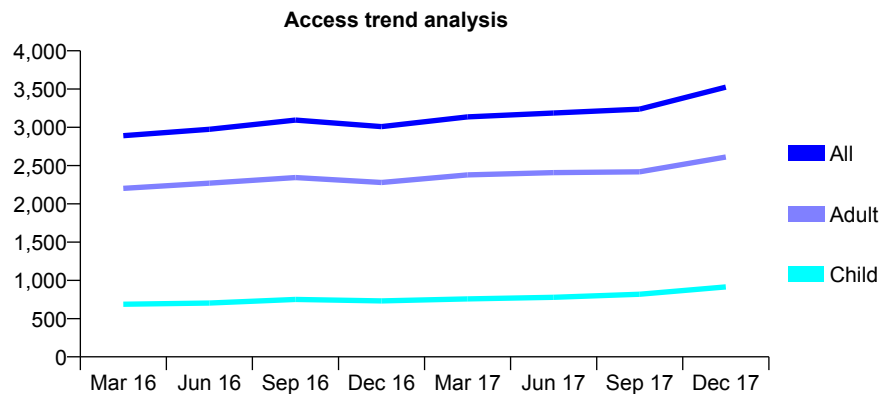
Q58 - Vital Signs At a Glance Contract Report for 768219/0001 - December 2017

Name or company name	MRS N ADL-SOLTANI
Contract type name	GDS Contract
Purpose of contract	General
Contract start date	01/04/2006
Contract end date	

17/18 Contracted general activity (UDA)	8,000
Carry forward general activity (UDA)	0
17/18 Contracted orthodontic activity (UOA)	0
Carry forward orthodontic activity (UOA)	0
Baseline contract value	£238,718.95

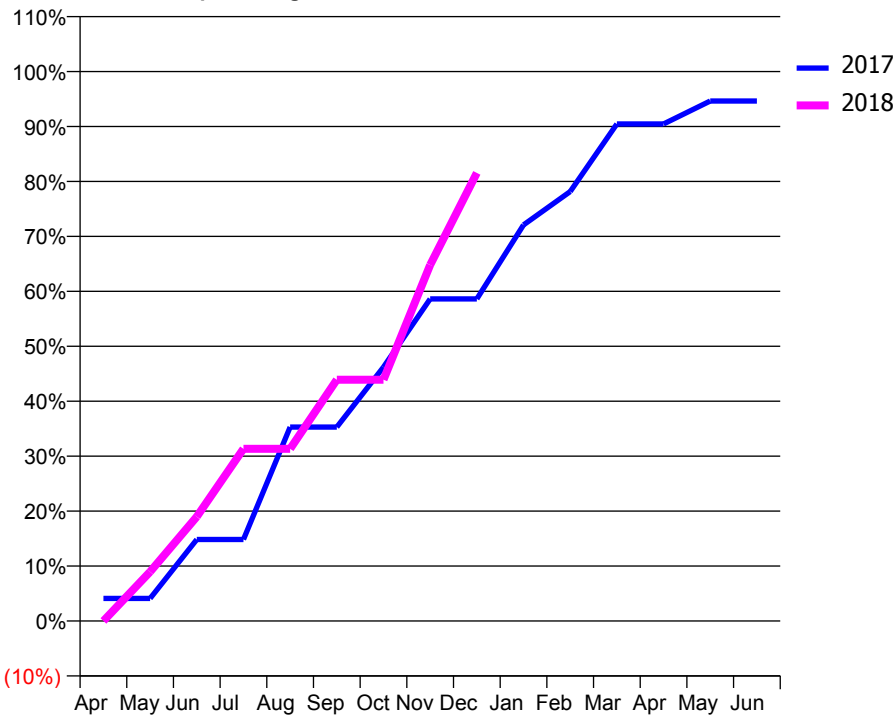
ACCESS*

Patients seen in 24 months	Total	Change since previous quarter
Quarter ending December 2016	3,009	
Quarter ending March 2017	3,137	↑
Quarter ending June 2017	3,187	→
Quarter ending September 2017	3,238	→
Quarter ending December 2017	3,525	↑
Variance since December 2016	17.1%	↑



ACTIVITY

Cumulative percentage of contracted UDA delivered 2017 & 2018



Month	Adjusted Scheduled Activity (UDA)	
	2017	2018
April	329	0
May	329	717
June	1,187	1,518
July	1,187	2,507
August	2,825	2,507
September	2,825	3,513
October	3,697	3,513
November	4,690	5,185
December	4,690	6,524
January	5,767	
February	6,252	
March	7,237	
April	7,237	
May	7,570	
June	7,570	

QUALITY

	Quantity	Base Number	Contract	AT	Region	England
% of FP17s for the same patient ID Re-attending within 3 months - Children	36	812	4.4%	11.0%	11.8%	12.0%
% of FP17s for the same patient ID Re-attending within 3 months - Adults	145	2,054	7.1%	14.5%	15.3%	15.9%
% of FP17s for the same patient ID Re-attending between 3 & 9 months - Children	240	812	29.6%	56.7%	59.1%	58.0%
% of FP17s for the same patient ID Re-attending between 3 & 9 months - Adults	666	2,054	32.4%	48.2%	51.5%	50.5%
% of FP17s for Band 1 Urgent Courses	176	2,667	6.6%	8.6%	8.0%	9.0%
% of FP17s Relating to Free Repair or Replacements	0	2,667	0.0%	0.7%	0.8%	0.8%
% of FP17s Relating to Continuations	16	2,667	0.6%	0.9%	1.1%	1.1%
% of Patients satisfied with the dentistry they have received	1	1	N/A	91.1%	91.6%	91.5%
% of Patients satisfied with the time they had to wait for an appointment	1	1	N/A	86.8%	88.3%	87.9%

* This is based on patients treated on this contract for their most recent course of treatment. Figures in italics indicate the base number of FP17s or Patient Questionnaire responses are less than 100. N/A is shown where the base number of responses is less than 10 during the period. % is calculated as Quantity/Base number*100

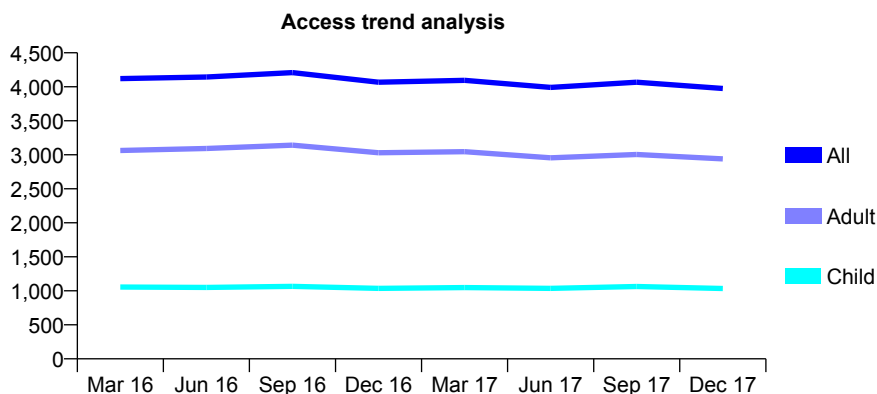
Q58 - Vital Signs At a Glance Contract Report for 768243/0001 - December 2017

Name or company name	MR M VESALI JAFARABADI
Contract type name	GDS Contract
Purpose of contract	General
Contract start date	01/04/2006
Contract end date	

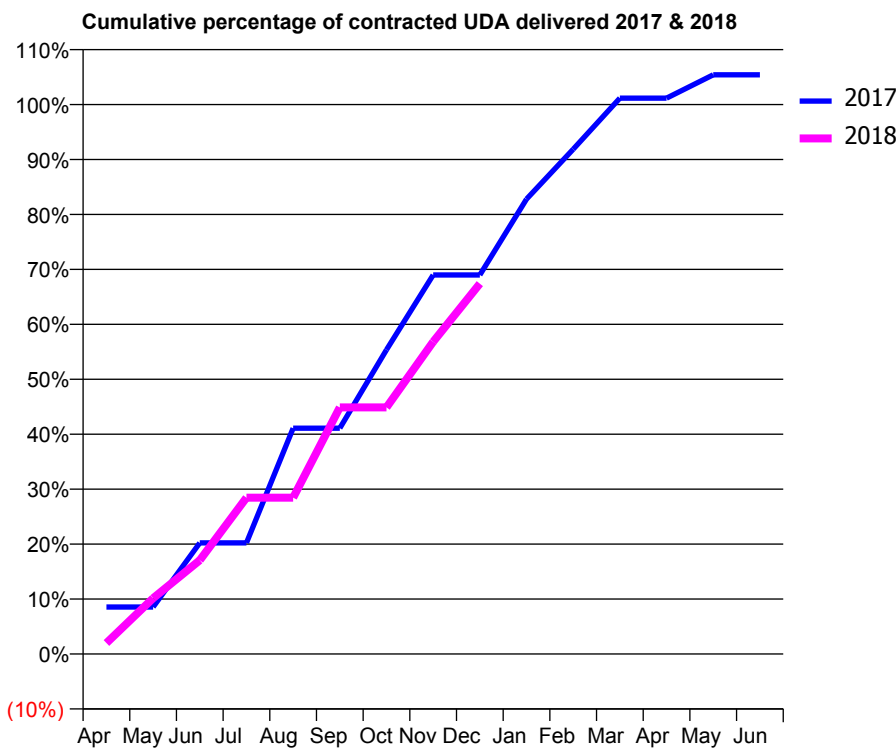
17/18 Contracted general activity (UDA)	8,000
Carry forward general activity (UDA)	-160
17/18 Contracted orthodontic activity (UOA)	0
Carry forward orthodontic activity (UOA)	0
Baseline contract value	£255,519.95

ACCESS*

Patients seen in 24 months	Total	Change since previous quarter
Quarter ending December 2016	4,067	
Quarter ending March 2017	4,096	→
Quarter ending June 2017	3,991	↓
Quarter ending September 2017	4,067	→
Quarter ending December 2017	3,975	↓
Variance since December 2016	(2.3%)	↓



ACTIVITY



Month	Adjusted Scheduled Activity (UDA)	
	2017	2018
April	685	160
May	685	812
June	1,619	1,366
July	1,619	2,276
August	3,288	2,276
September	3,288	3,591
October	4,430	3,591
November	5,518	4,545
December	5,518	5,393
January	6,622	
February	7,350	
March	8,093	
April	8,093	
May	8,433	
June	8,433	

QUALITY

	Quantity	Base Number	Contract	AT	Region	England
% of FP17s for the same patient ID Re-attending within 3 months - Children	15	924	1.6%	11.0%	11.8%	12.0%
% of FP17s for the same patient ID Re-attending within 3 months - Adults	50	2,103	2.4%	14.5%	15.3%	15.9%
% of FP17s for the same patient ID Re-attending between 3 & 9 months - Children	443	924	47.9%	56.7%	59.1%	58.0%
% of FP17s for the same patient ID Re-attending between 3 & 9 months - Adults	891	2,103	42.4%	48.2%	51.5%	50.5%
% of FP17s for Band 1 Urgent Courses	169	2,804	6.0%	8.6%	8.0%	9.0%
% of FP17s Relating to Free Repair or Replacements	1	2,804	0.0%	0.7%	0.8%	0.8%
% of FP17s Relating to Continuations	4	2,804	0.1%	0.9%	1.1%	1.1%
% of Patients satisfied with the dentistry they have received	2	2	N/A	91.1%	91.6%	91.5%
% of Patients satisfied with the time they had to wait for an appointment	2	2	N/A	86.8%	88.3%	87.9%

* This is based on patients treated on this contract for their most recent course of treatment. Figures in italics indicate the base number of FP17s or Patient Questionnaire responses are less than 100. N/A is shown where the base number of responses is less than 10 during the period. % is calculated as Quantity/Base number*100

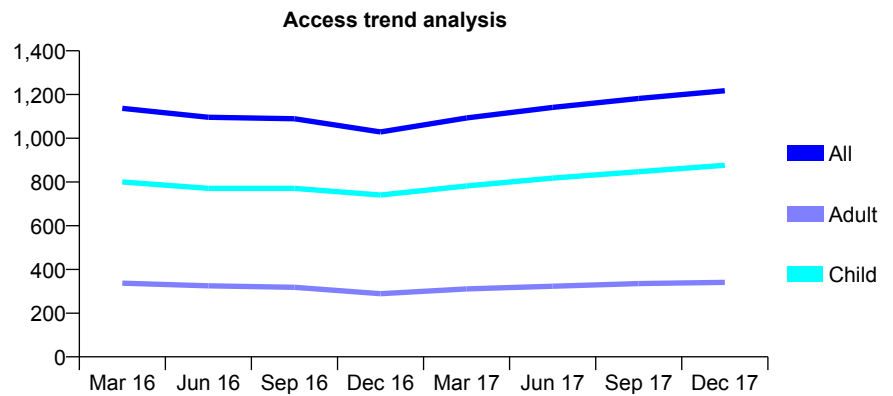
Q58 - Vital Signs At a Glance Contract Report for 770876/0001 - December 2017

Name or company name	MR SP TAILOR
Contract type name	GDS Contract
Purpose of contract	General
Contract start date	04/04/2008
Contract end date	

17/18 Contracted general activity (UDA)	3,400
Carry forward general activity (UDA)	-44
17/18 Contracted orthodontic activity (UOA)	0
Carry forward orthodontic activity (UOA)	0
Baseline contract value	£85,661.02

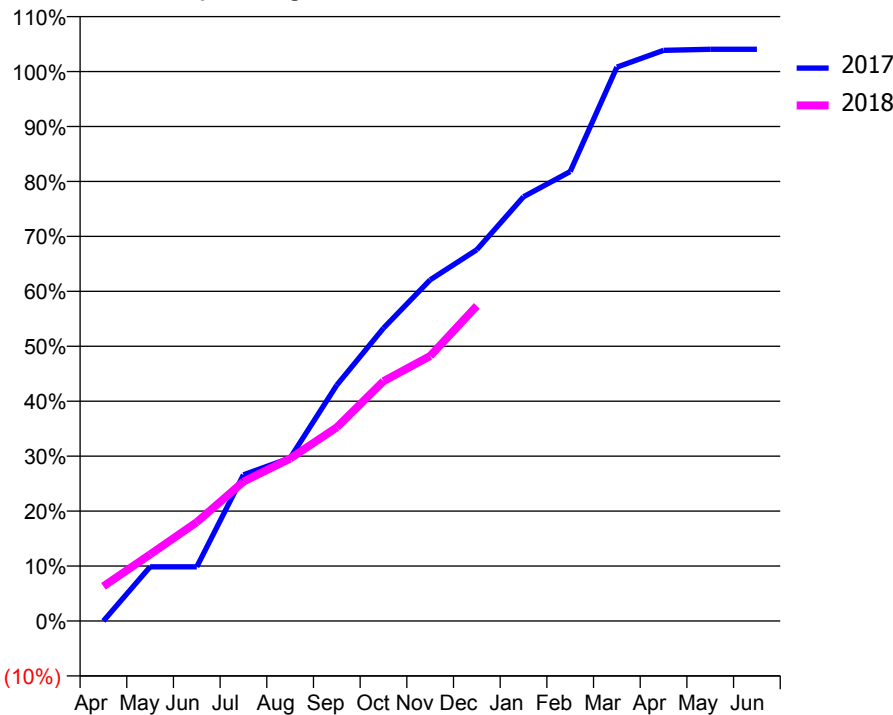
ACCESS*

Patients seen in 24 months	Total	Change since previous quarter
Quarter ending December 2016	1,029	
Quarter ending March 2017	1,093	↑
Quarter ending June 2017	1,141	↑
Quarter ending September 2017	1,182	↑
Quarter ending December 2017	1,217	↑
Variance since December 2016	18.3%	↑



ACTIVITY

Cumulative percentage of contracted UDA delivered 2017 & 2018



Month	Adjusted Scheduled Activity (UDA)	
	2017	2018
April	0	215
May	217	412
June	217	612
July	585	862
August	653	1,006
September	945	1,198
October	1,172	1,484
November	1,366	1,640
December	1,486	1,950
January	1,698	
February	1,800	
March	2,218	
April	2,285	
May	2,289	
June	2,289	

QUALITY

	Quantity	Base Number	Contract	AT	Region	England
% of FP17s for the same patient ID Re-attending within 3 months - Children	51	981	5.2%	11.0%	11.8%	12.0%
% of FP17s for the same patient ID Re-attending within 3 months - Adults	28	290	9.7%	14.5%	15.3%	15.9%
% of FP17s for the same patient ID Re-attending between 3 & 9 months - Children	580	981	59.1%	56.7%	59.1%	58.0%
% of FP17s for the same patient ID Re-attending between 3 & 9 months - Adults	140	290	48.3%	48.2%	51.5%	50.5%
% of FP17s for Band 1 Urgent Courses	42	1,222	3.4%	8.6%	8.0%	9.0%
% of FP17s Relating to Free Repair or Replacements	1	1,222	0.1%	0.7%	0.8%	0.8%
% of FP17s Relating to Continuations	0	1,222	0.0%	0.9%	1.1%	1.1%
% of Patients satisfied with the dentistry they have received	0	0	N/A	91.1%	91.6%	91.5%
% of Patients satisfied with the time they had to wait for an appointment	0	0	N/A	86.8%	88.3%	87.9%

* This is based on patients treated on this contract for their most recent course of treatment. Figures in italics indicate the base number of FP17s or Patient Questionnaire responses are less than 100. N/A is shown where the base number of responses is less than 10 during the period. % is calculated as Quantity/Base number*100

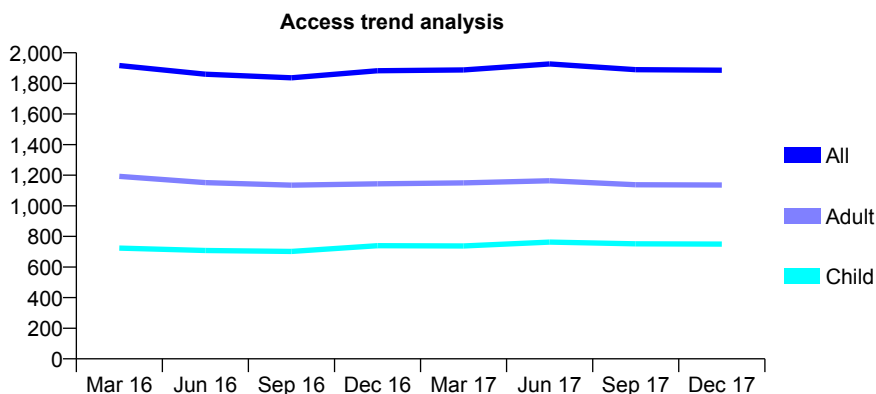
Q58 - Vital Signs At a Glance Contract Report for 771007/0001 - December 2017

Name or company name	MISS SL BENTLEY
Contract type name	GDS Contract
Purpose of contract	General
Contract start date	01/04/2010
Contract end date	

17/18 Contracted general activity (UDA)	4,899
Carry forward general activity (UDA)	-98
17/18 Contracted orthodontic activity (UOA)	0
Carry forward orthodontic activity (UOA)	0
Baseline contract value	£128,727.27

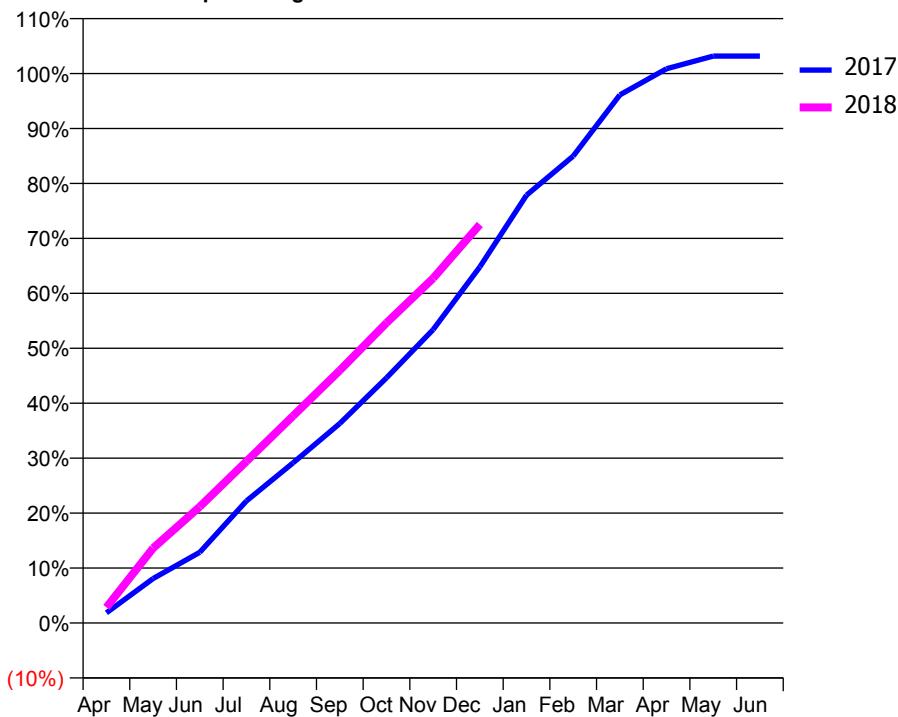
ACCESS*

Patients seen in 24 months	Total	Change since previous quarter
Quarter ending December 2016	1,883	
Quarter ending March 2017	1,888	→
Quarter ending June 2017	1,927	↑
Quarter ending September 2017	1,890	↓
Quarter ending December 2017	1,886	→
Variance since December 2016	0.2%	→



ACTIVITY

Cumulative percentage of contracted UDA delivered 2017 & 2018



Month	Adjusted Scheduled Activity (UDA)	
	2017	2018
April	91	139
May	396	668
June	631	1,037
July	1,089	1,441
August	1,428	1,847
September	1,779	2,253
October	2,185	2,676
November	2,617	3,074
December	3,174	3,553
January	3,814	
February	4,162	
March	4,708	
April	4,942	
May	5,054	
June	5,054	

QUALITY

	Quantity	Base Number	Contract	AT	Region	England
% of FP17s for the same patient ID Re-attending within 3 months - Children	67	939	7.1%	11.0%	11.8%	12.0%
% of FP17s for the same patient ID Re-attending within 3 months - Adults	175	1,222	14.3%	14.5%	15.3%	15.9%
% of FP17s for the same patient ID Re-attending between 3 & 9 months - Children	653	939	69.5%	56.7%	59.1%	58.0%
% of FP17s for the same patient ID Re-attending between 3 & 9 months - Adults	722	1,222	59.1%	48.2%	51.5%	50.5%
% of FP17s for Band 1 Urgent Courses	71	1,980	3.6%	8.6%	8.0%	9.0%
% of FP17s Relating to Free Repair or Replacements	14	1,980	0.7%	0.7%	0.8%	0.8%
% of FP17s Relating to Continuations	37	1,980	1.9%	0.9%	1.1%	1.1%
% of Patients satisfied with the dentistry they have received	2	2	N/A	91.1%	91.6%	91.5%
% of Patients satisfied with the time they had to wait for an appointment	2	2	N/A	86.8%	88.3%	87.9%

* This is based on patients treated on this contract for their most recent course of treatment. Figures in italics indicate the base number of FP17s or Patient Questionnaire responses are less than 100. N/A is shown where the base number of responses is less than 10 during the period. % is calculated as Quantity/Base number*100

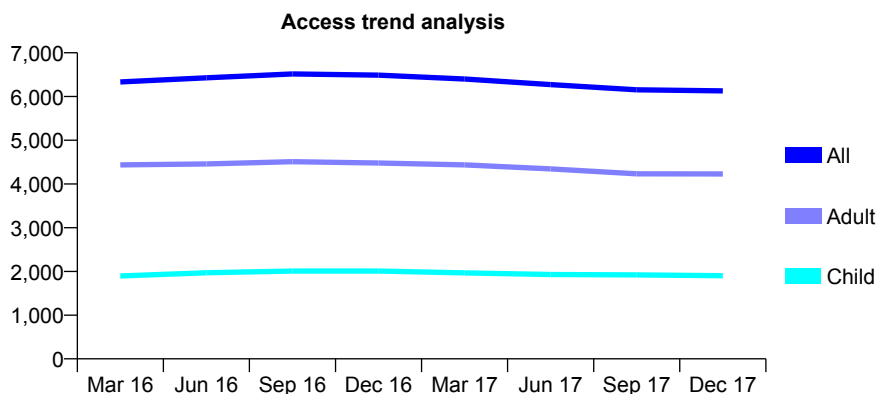
Q58 - Vital Signs At a Glance Contract Report for 772208/0001 - December 2017

Name or company name	MR L GIDARAKOS
Contract type name	GDS Contract
Purpose of contract	General
Contract start date	01/04/2006
Contract end date	

17/18 Contracted general activity (UDA)	14,944
Carry forward general activity (UDA)	-11
17/18 Contracted orthodontic activity (UOA)	0
Carry forward orthodontic activity (UOA)	0
Baseline contract value	£417,636.45

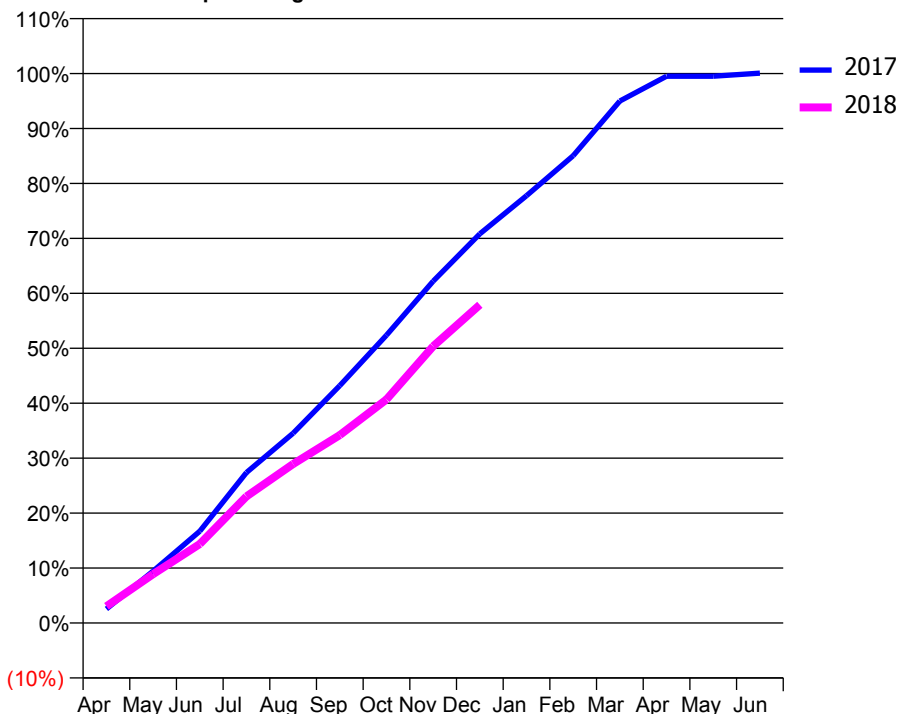
ACCESS*

Patients seen in 24 months	Total	Change since previous quarter
Quarter ending December 2016	6,490	
Quarter ending March 2017	6,401	↓
Quarter ending June 2017	6,274	↓
Quarter ending September 2017	6,153	↓
Quarter ending December 2017	6,130	→
Variance since December 2016	(5.5%)	↓



ACTIVITY

Cumulative percentage of contracted UDA delivered 2017 & 2018



Month	Adjusted Scheduled Activity (UDA)	
	2017	2018
April	384	455
May	1,412	1,331
June	2,498	2,150
July	4,094	3,443
August	5,163	4,325
September	6,457	5,110
October	7,827	6,079
November	9,297	7,525
December	10,582	8,656
January	11,620	
February	12,708	
March	14,196	
April	14,870	
May	14,869	
June	14,955	

QUALITY

	Quantity	Base Number	Contract	AT	Region	England
% of FP17s for the same patient ID Re-attending within 3 months - Children	79	1,792	4.4%	11.0%	11.8%	12.0%
% of FP17s for the same patient ID Re-attending within 3 months - Adults	348	3,647	9.5%	14.5%	15.3%	15.9%
% of FP17s for the same patient ID Re-attending between 3 & 9 months - Children	1,048	1,792	58.5%	56.7%	59.1%	58.0%
% of FP17s for the same patient ID Re-attending between 3 & 9 months - Adults	1,690	3,647	46.3%	48.2%	51.5%	50.5%
% of FP17s for Band 1 Urgent Courses	322	5,063	6.4%	8.6%	8.0%	9.0%
% of FP17s Relating to Free Repair or Replacements	45	5,063	0.9%	0.7%	0.8%	0.8%
% of FP17s Relating to Continuations	18	5,063	0.4%	0.9%	1.1%	1.1%
% of Patients satisfied with the dentistry they have received	7	8	N/A	91.1%	91.6%	91.5%
% of Patients satisfied with the time they had to wait for an appointment	6	8	N/A	86.8%	88.3%	87.9%

* This is based on patients treated on this contract for their most recent course of treatment. Figures in italics indicate the base number of FP17s or Patient Questionnaire responses are less than 100. N/A is shown where the base number of responses is less than 10 during the period. % is calculated as Quantity/Base number*100

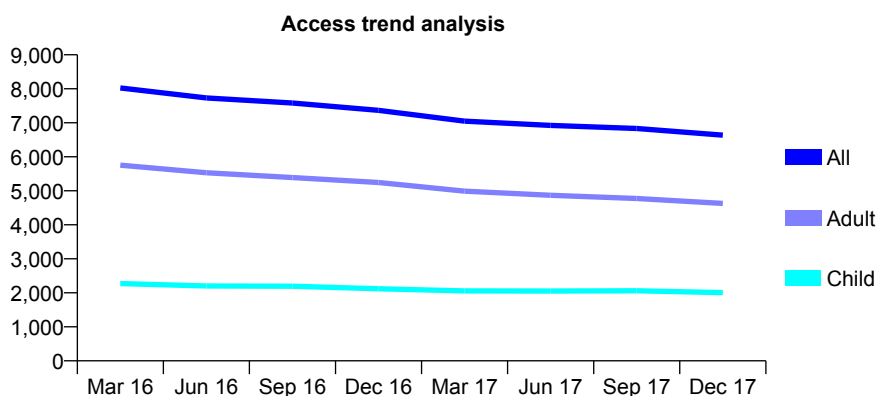
Q58 - Vital Signs At a Glance Contract Report for 780944/0002 - December 2017

Name or company name	MR AA YELLON
Contract type name	GDS Contract
Purpose of contract	General
Contract start date	01/11/2007
Contract end date	

17/18 Contracted general activity (UDA)	28,356
Carry forward general activity (UDA)	-240
17/18 Contracted orthodontic activity (UOA)	0
Carry forward orthodontic activity (UOA)	0
Baseline contract value	£784,091.77

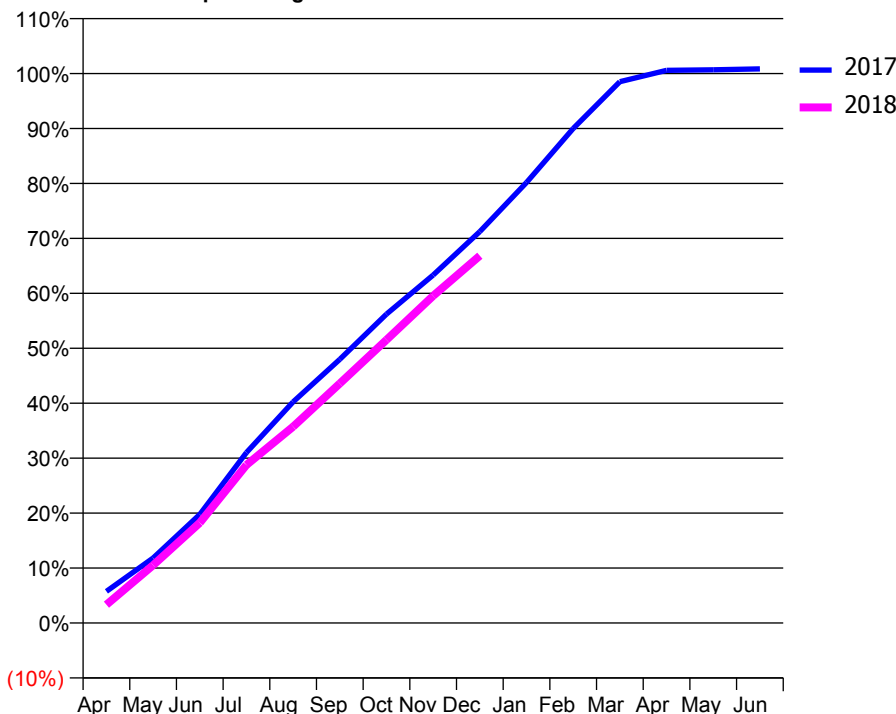
ACCESS*

Patients seen in 24 months	Total	Change since previous quarter
Quarter ending December 2016	7,366	
Quarter ending March 2017	7,048	↓
Quarter ending June 2017	6,922	↓
Quarter ending September 2017	6,834	↓
Quarter ending December 2017	6,637	↓
Variance since December 2016	(9.9%)	↓



ACTIVITY

Cumulative percentage of contracted UDA delivered 2017 & 2018



Month	Adjusted Scheduled Activity (UDA)	
	2017	2018
April	1,637	948
May	3,357	2,984
June	5,604	5,168
July	8,799	8,154
August	11,414	10,134
September	13,606	12,363
October	15,938	14,610
November	17,959	16,885
December	20,198	18,957
January	22,734	
February	25,520	
March	27,932	
April	28,522	
May	28,544	
June	28,595	

QUALITY

	Quantity	Base Number	Contract	AT	Region	England
% of FP17s for the same patient ID Re-attending within 3 months - Children	97	2,013	4.8%	11.0%	11.8%	12.0%
% of FP17s for the same patient ID Re-attending within 3 months - Adults	471	4,569	10.3%	14.5%	15.3%	15.9%
% of FP17s for the same patient ID Re-attending between 3 & 9 months - Children	1,077	2,013	53.5%	56.7%	59.1%	58.0%
% of FP17s for the same patient ID Re-attending between 3 & 9 months - Adults	2,540	4,569	55.6%	48.2%	51.5%	50.5%
% of FP17s for Band 1 Urgent Courses	233	6,365	3.7%	8.6%	8.0%	9.0%
% of FP17s Relating to Free Repair or Replacements	73	6,365	1.1%	0.7%	0.8%	0.8%
% of FP17s Relating to Continuations	39	6,365	0.6%	0.9%	1.1%	1.1%
% of Patients satisfied with the dentistry they have received	5	6	N/A	91.1%	91.6%	91.5%
% of Patients satisfied with the time they had to wait for an appointment	5	6	N/A	86.8%	88.3%	87.9%

* This is based on patients treated on this contract for their most recent course of treatment. Figures in italics indicate the base number of FP17s or Patient Questionnaire responses are less than 100. N/A is shown where the base number of responses is less than 10 during the period. % is calculated as Quantity/Base number*100

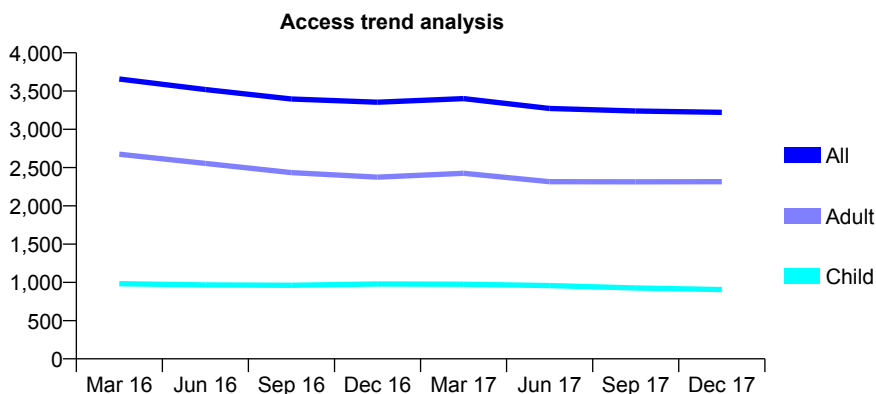
Q58 - Vital Signs At a Glance Contract Report for 781606/0001 - December 2017

Name or company name	MISS PP PATEL
Contract type name	GDS Contract
Purpose of contract	General
Contract start date	01/05/2011
Contract end date	

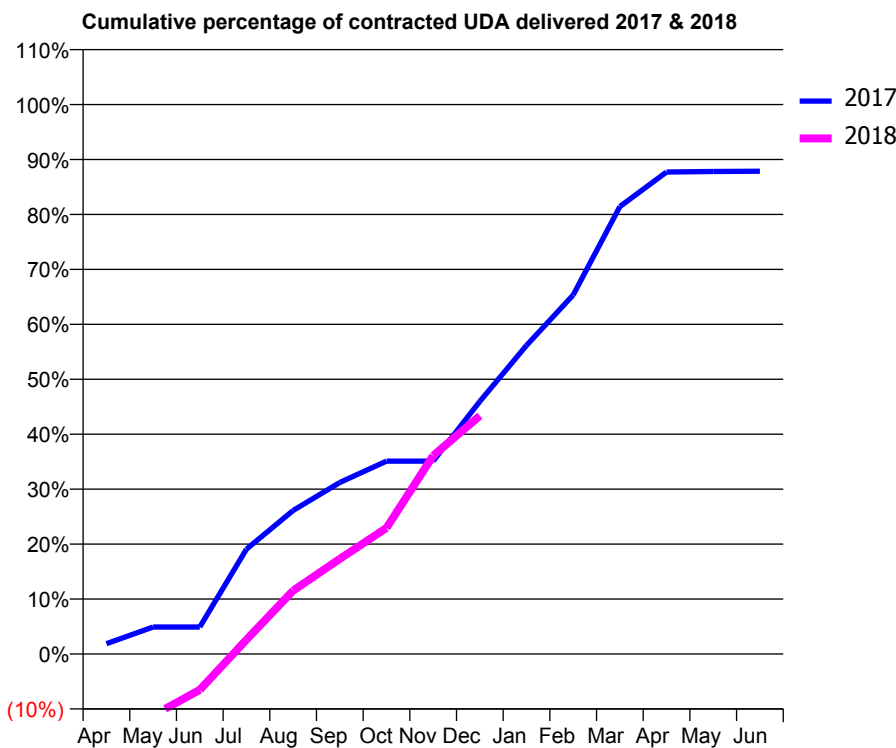
17/18 Contracted general activity (UDA)	11,038
Carry forward general activity (UDA)	1,767
17/18 Contracted orthodontic activity (UOA)	0
Carry forward orthodontic activity (UOA)	0
Baseline contract value	£265,079.46

ACCESS*

Patients seen in 24 months	Total	Change since previous quarter
Quarter ending December 2016	3,354	
Quarter ending March 2017	3,401	→
Quarter ending June 2017	3,273	↓
Quarter ending September 2017	3,240	↓
Quarter ending December 2017	3,222	→
Variance since December 2016	(3.9%)	↓



ACTIVITY



Month	Adjusted Scheduled Activity (UDA)	
	2017	2018
April	208	-1,608
May	543	-1,238
June	543	-722
July	2,105	288
August	2,884	1,273
September	3,445	1,911
October	3,875	2,533
November	3,874	3,985
December	5,075	4,786
January	6,201	
February	7,213	
March	8,987	
April	9,681	
May	9,693	
June	9,697	

QUALITY

	Quantity	Base Number	Contract	AT	Region	England
% of FP17s for the same patient ID Re-attending within 3 months - Children	81	931	8.7%	11.0%	11.8%	12.0%
% of FP17s for the same patient ID Re-attending within 3 months - Adults	463	2,563	18.1%	14.5%	15.3%	15.9%
% of FP17s for the same patient ID Re-attending between 3 & 9 months - Children	586	931	62.9%	56.7%	59.1%	58.0%
% of FP17s for the same patient ID Re-attending between 3 & 9 months - Adults	1,346	2,563	52.5%	48.2%	51.5%	50.5%
% of FP17s for Band 1 Urgent Courses	280	3,232	8.7%	8.6%	8.0%	9.0%
% of FP17s Relating to Free Repair or Replacements	27	3,232	0.8%	0.7%	0.8%	0.8%
% of FP17s Relating to Continuations	72	3,232	2.2%	0.9%	1.1%	1.1%
% of Patients satisfied with the dentistry they have received	3	3	N/A	91.1%	91.6%	91.5%
% of Patients satisfied with the time they had to wait for an appointment	3	3	N/A	86.8%	88.3%	87.9%

* This is based on patients treated on this contract for their most recent course of treatment. Figures in italics indicate the base number of FP17s or Patient Questionnaire responses are less than 100. N/A is shown where the base number of responses is less than 10 during the period. % is calculated as Quantity/Base number*100

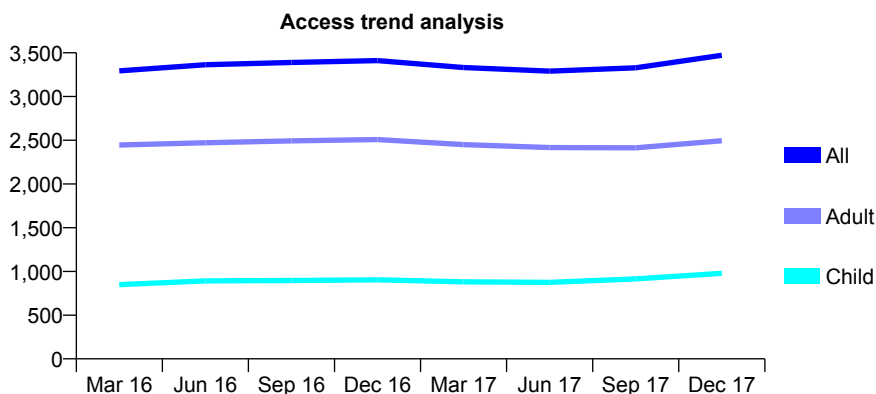
Q58 - Vital Signs At a Glance Contract Report for 785210/0001 - December 2017

Name or company name	MR MP PATEL
Contract type name	GDS Contract
Purpose of contract	General
Contract start date	02/10/2006
Contract end date	

17/18 Contracted general activity (UDA)	7,731
Carry forward general activity (UDA)	-155
17/18 Contracted orthodontic activity (UOA)	0
Carry forward orthodontic activity (UOA)	0
Baseline contract value	£184,823.96

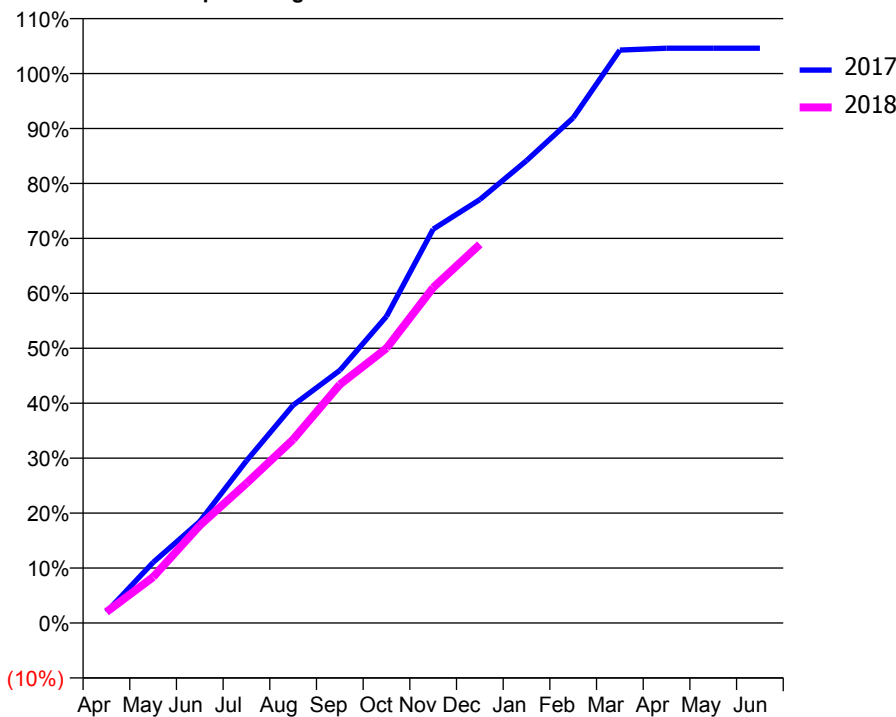
ACCESS*

Patients seen in 24 months	Total	Change since previous quarter
Quarter ending December 2016	3,411	
Quarter ending March 2017	3,331	↓
Quarter ending June 2017	3,290	↓
Quarter ending September 2017	3,329	→
Quarter ending December 2017	3,472	↑
Variance since December 2016	1.8%	→



ACTIVITY

Cumulative percentage of contracted UDA delivered 2017 & 2018



Month	Adjusted Scheduled Activity (UDA)	
	2017	2018
April	154	155
May	852	646
June	1,428	1,372
July	2,282	1,966
August	3,065	2,583
September	3,553	3,355
October	4,314	3,866
November	5,541	4,720
December	5,958	5,327
January	6,506	
February	7,107	
March	8,060	
April	8,087	
May	8,087	
June	8,087	

QUALITY

	Quantity	Base Number	Contract	AT	Region	England
% of FP17s for the same patient ID Re-attending within 3 months - Children	59	1,048	5.6%	11.0%	11.8%	12.0%
% of FP17s for the same patient ID Re-attending within 3 months - Adults	158	2,048	7.7%	14.5%	15.3%	15.9%
% of FP17s for the same patient ID Re-attending between 3 & 9 months - Children	668	1,048	63.7%	56.7%	59.1%	58.0%
% of FP17s for the same patient ID Re-attending between 3 & 9 months - Adults	1,128	2,048	55.1%	48.2%	51.5%	50.5%
% of FP17s for Band 1 Urgent Courses	175	3,078	5.7%	8.6%	8.0%	9.0%
% of FP17s Relating to Free Repair or Replacements	3	3,078	0.1%	0.7%	0.8%	0.8%
% of FP17s Relating to Continuations	1	3,078	0.0%	0.9%	1.1%	1.1%
% of Patients satisfied with the dentistry they have received	0	0	N/A	91.1%	91.6%	91.5%
% of Patients satisfied with the time they had to wait for an appointment	0	0	N/A	86.8%	88.3%	87.9%

* This is based on patients treated on this contract for their most recent course of treatment. Figures in italics indicate the base number of FP17s or Patient Questionnaire responses are less than 100. N/A is shown where the base number of responses is less than 10 during the period. % is calculated as Quantity/Base number*100

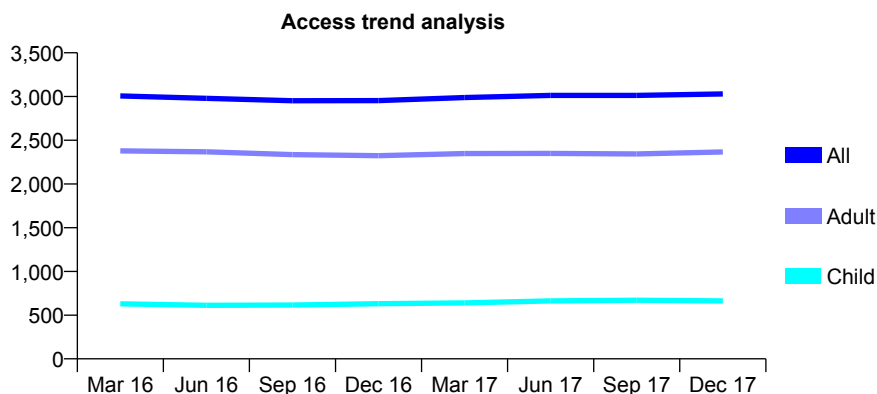
Q58 - Vital Signs At a Glance Contract Report for 786306/0001 - December 2017

Name or company name	MR K OLEJNICZAK
Contract type name	GDS Contract
Purpose of contract	General
Contract start date	01/08/2006
Contract end date	

17/18 Contracted general activity (UDA)	9,500
Carry forward general activity (UDA)	8
17/18 Contracted orthodontic activity (UOA)	0
Carry forward orthodontic activity (UOA)	0
Baseline contract value	£227,581.53

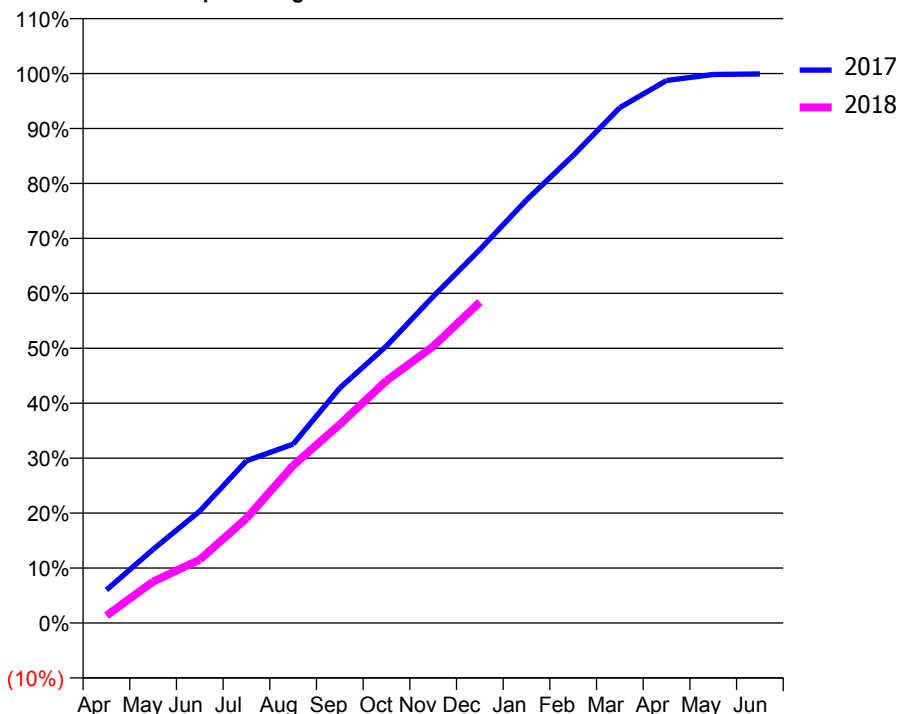
ACCESS*

Patients seen in 24 months	Total	Change since previous quarter
Quarter ending December 2016	2,954	
Quarter ending March 2017	2,988	→
Quarter ending June 2017	3,012	→
Quarter ending September 2017	3,013	→
Quarter ending December 2017	3,029	→
Variance since December 2016	2.5%	↑



ACTIVITY

Cumulative percentage of contracted UDA delivered 2017 & 2018



Month	Adjusted Scheduled Activity (UDA)	
	2017	2018
April	571	127
May	1,273	715
June	1,935	1,096
July	2,805	1,811
August	3,093	2,723
September	4,063	3,433
October	4,789	4,189
November	5,645	4,782
December	6,455	5,547
January	7,314	
February	8,083	
March	8,912	
April	9,380	
May	9,484	
June	9,492	

QUALITY

	Quantity	Base Number	Contract	AT	Region	England
% of FP17s for the same patient ID Re-attending within 3 months - Children	40	762	5.2%	11.0%	11.8%	12.0%
% of FP17s for the same patient ID Re-attending within 3 months - Adults	275	2,407	11.4%	14.5%	15.3%	15.9%
% of FP17s for the same patient ID Re-attending between 3 & 9 months - Children	488	762	64.0%	56.7%	59.1%	58.0%
% of FP17s for the same patient ID Re-attending between 3 & 9 months - Adults	1,374	2,407	57.1%	48.2%	51.5%	50.5%
% of FP17s for Band 1 Urgent Courses	174	2,913	6.0%	8.6%	8.0%	9.0%
% of FP17s Relating to Free Repair or Replacements	23	2,913	0.8%	0.7%	0.8%	0.8%
% of FP17s Relating to Continuations	45	2,913	1.5%	0.9%	1.1%	1.1%
% of Patients satisfied with the dentistry they have received	3	3	N/A	91.1%	91.6%	91.5%
% of Patients satisfied with the time they had to wait for an appointment	3	3	N/A	86.8%	88.3%	87.9%

* This is based on patients treated on this contract for their most recent course of treatment. Figures in italics indicate the base number of FP17s or Patient Questionnaire responses are less than 100. N/A is shown where the base number of responses is less than 10 during the period. % is calculated as Quantity/Base number*100

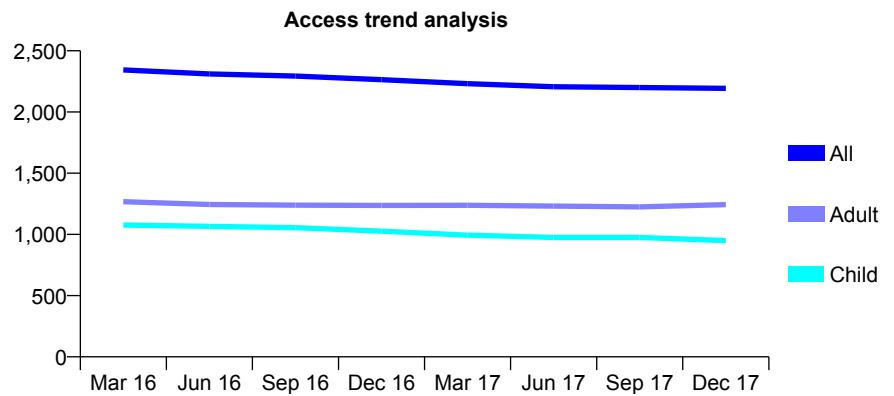
Q58 - Vital Signs At a Glance Contract Report for 788902/0001 - December 2017

Name or company name	MR SS PATEL
Contract type name	GDS Contract
Purpose of contract	General
Contract start date	01/12/2011
Contract end date	

17/18 Contracted general activity (UDA)	9,420
Carry forward general activity (UDA)	52
17/18 Contracted orthodontic activity (UOA)	0
Carry forward orthodontic activity (UOA)	0
Baseline contract value	£251,626.07

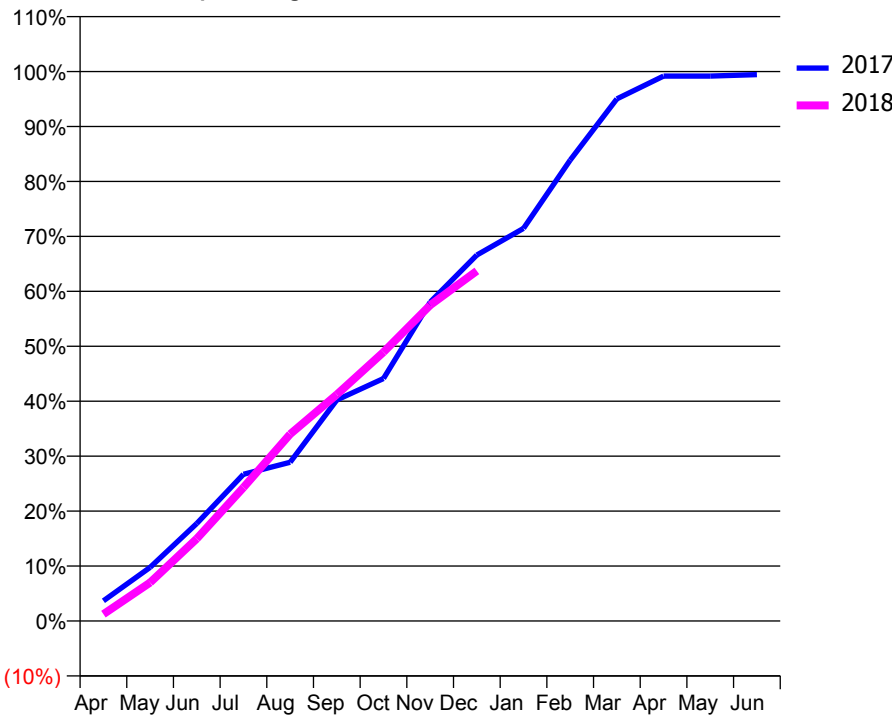
ACCESS*

Patients seen in 24 months	Total	Change since previous quarter
Quarter ending December 2016	2,264	
Quarter ending March 2017	2,232	↓
Quarter ending June 2017	2,206	↓
Quarter ending September 2017	2,200	→
Quarter ending December 2017	2,193	→
Variance since December 2016	(3.1%)	↓



ACTIVITY

Cumulative percentage of contracted UDA delivered 2017 & 2018



Month	Adjusted Scheduled Activity (UDA)	
	2017	2018
April	347	118
May	919	661
June	1,673	1,412
July	2,515	2,290
August	2,721	3,203
September	3,789	3,883
October	4,156	4,610
November	5,466	5,414
December	6,275	6,002
January	6,731	
February	7,901	
March	8,950	
April	9,343	
May	9,343	
June	9,368	

QUALITY

	Quantity	Base Number	Contract	AT	Region	England
% of FP17s for the same patient ID Re-attending within 3 months - Children	134	1,191	11.3%	11.0%	11.8%	12.0%
% of FP17s for the same patient ID Re-attending within 3 months - Adults	225	1,285	17.5%	14.5%	15.3%	15.9%
% of FP17s for the same patient ID Re-attending between 3 & 9 months - Children	803	1,191	67.4%	56.7%	59.1%	58.0%
% of FP17s for the same patient ID Re-attending between 3 & 9 months - Adults	777	1,285	60.5%	48.2%	51.5%	50.5%
% of FP17s for Band 1 Urgent Courses	100	2,347	4.3%	8.6%	8.0%	9.0%
% of FP17s Relating to Free Repair or Replacements	16	2,347	0.7%	0.7%	0.8%	0.8%
% of FP17s Relating to Continuations	8	2,347	0.3%	0.9%	1.1%	1.1%
% of Patients satisfied with the dentistry they have received	8	8	N/A	91.1%	91.6%	91.5%
% of Patients satisfied with the time they had to wait for an appointment	7	8	N/A	86.8%	88.3%	87.9%

* This is based on patients treated on this contract for their most recent course of treatment. Figures in italics indicate the base number of FP17s or Patient Questionnaire responses are less than 100. N/A is shown where the base number of responses is less than 10 during the period. % is calculated as Quantity/Base number*100

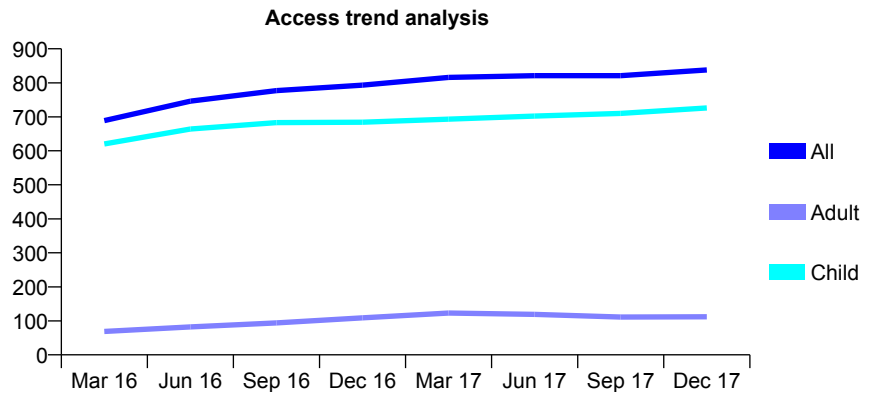
Q58 - Vital Signs At a Glance Contract Report for 788902/0002 - December 2017

Name or company name	MR SS PATEL
Contract type name	GDS Contract
Purpose of contract	General
Contract start date	01/04/2015
Contract end date	

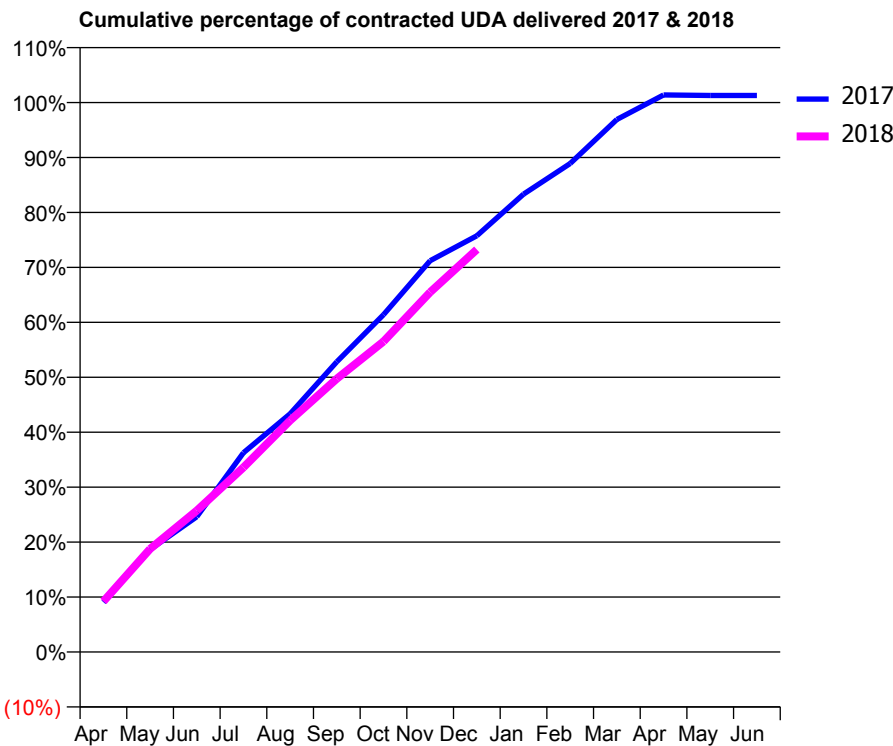
17/18 Contracted general activity (UDA)	2,600
Carry forward general activity (UDA)	-34
17/18 Contracted orthodontic activity (UOA)	0
Carry forward orthodontic activity (UOA)	0
Baseline contract value	£59,978.84

ACCESS*

Patients seen in 24 months	Total	Change since previous quarter
Quarter ending December 2016	793	
Quarter ending March 2017	816	↑
Quarter ending June 2017	821	→
Quarter ending September 2017	821	→
Quarter ending December 2017	838	↑
Variance since December 2016	5.7%	↑



ACTIVITY



Month	Adjusted Scheduled Activity (UDA)	
	2017	2018
April	235	239
May	485	488
June	640	669
July	943	873
August	1,127	1,096
September	1,373	1,293
October	1,596	1,469
November	1,851	1,703
December	1,970	1,905
January	2,167	
February	2,311	
March	2,520	
April	2,636	
May	2,633	
June	2,633	

QUALITY

	Quantity	Base Number	Contract	AT	Region	England
% of FP17s for the same patient ID Re-attending within 3 months - Children	50	964	5.2%	11.0%	11.8%	12.0%
% of FP17s for the same patient ID Re-attending within 3 months - Adults	5	53	9.4%	14.5%	15.3%	15.9%
% of FP17s for the same patient ID Re-attending between 3 & 9 months - Children	717	964	74.4%	56.7%	59.1%	58.0%
% of FP17s for the same patient ID Re-attending between 3 & 9 months - Adults	40	53	75.5%	48.2%	51.5%	50.5%
% of FP17s for Band 1 Urgent Courses	25	967	2.6%	8.6%	8.0%	9.0%
% of FP17s Relating to Free Repair or Replacements	0	967	0.0%	0.7%	0.8%	0.8%
% of FP17s Relating to Continuations	0	967	0.0%	0.9%	1.1%	1.1%
% of Patients satisfied with the dentistry they have received	2	2	N/A	91.1%	91.6%	91.5%
% of Patients satisfied with the time they had to wait for an appointment	2	2	N/A	86.8%	88.3%	87.9%

* This is based on patients treated on this contract for their most recent course of treatment. Figures in italics indicate the base number of FP17s or Patient Questionnaire responses are less than 100. N/A is shown where the base number of responses is less than 10 during the period. % is calculated as Quantity/Base number*100

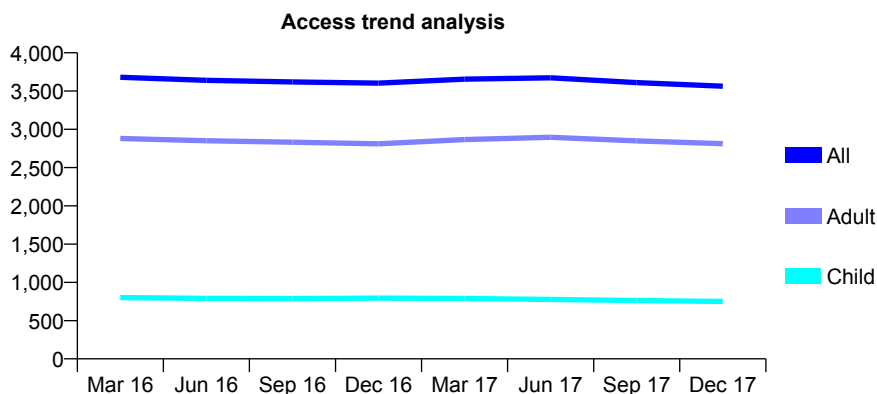
Q58 - Vital Signs At a Glance Contract Report for 795836/0001 - December 2017

Name or company name	Mr Uche Oguike
Contract type name	GDS Contract
Purpose of contract	General
Contract start date	01/04/2006
Contract end date	

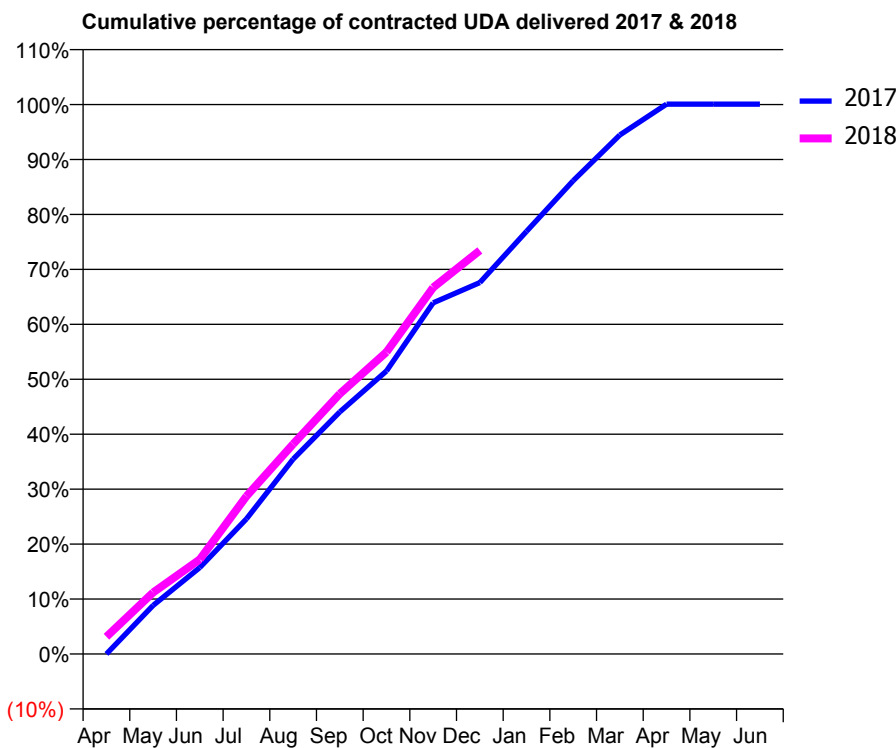
17/18 Contracted general activity (UDA)	7,850
Carry forward general activity (UDA)	16
17/18 Contracted orthodontic activity (UOA)	0
Carry forward orthodontic activity (UOA)	0
Baseline contract value	£280,908.00

ACCESS*

Patients seen in 24 months	Total	Change since previous quarter
Quarter ending December 2016	3,604	
Quarter ending March 2017	3,655	→
Quarter ending June 2017	3,673	→
Quarter ending September 2017	3,611	↓
Quarter ending December 2017	3,563	↓
Variance since December 2016	(1.1%)	↓



ACTIVITY



Month	Adjusted Scheduled Activity (UDA)	
	2017	2018
April	0	246
May	694	878
June	1,235	1,352
July	1,931	2,254
August	2,785	3,000
September	3,458	3,717
October	4,043	4,313
November	5,016	5,236
December	5,307	5,766
January	6,037	
February	6,762	
March	7,416	
April	7,855	
May	7,855	
June	7,855	

QUALITY

	Quantity	Base Number	Contract	AT	Region	England
% of FP17s for the same patient ID Re-attending within 3 months - Children	24	696	3.4%	11.0%	11.8%	12.0%
% of FP17s for the same patient ID Re-attending within 3 months - Adults	222	2,715	8.2%	14.5%	15.3%	15.9%
% of FP17s for the same patient ID Re-attending between 3 & 9 months - Children	244	696	35.1%	56.7%	59.1%	58.0%
% of FP17s for the same patient ID Re-attending between 3 & 9 months - Adults	963	2,715	35.5%	48.2%	51.5%	50.5%
% of FP17s for Band 1 Urgent Courses	166	3,239	5.1%	8.6%	8.0%	9.0%
% of FP17s Relating to Free Repair or Replacements	5	3,239	0.2%	0.7%	0.8%	0.8%
% of FP17s Relating to Continuations	43	3,239	1.3%	0.9%	1.1%	1.1%
% of Patients satisfied with the dentistry they have received	0	0	N/A	91.1%	91.6%	91.5%
% of Patients satisfied with the time they had to wait for an appointment	0	0	N/A	86.8%	88.3%	87.9%

* This is based on patients treated on this contract for their most recent course of treatment. Figures in italics indicate the base number of FP17s or Patient Questionnaire responses are less than 100. N/A is shown where the base number of responses is less than 10 during the period. % is calculated as Quantity/Base number*100

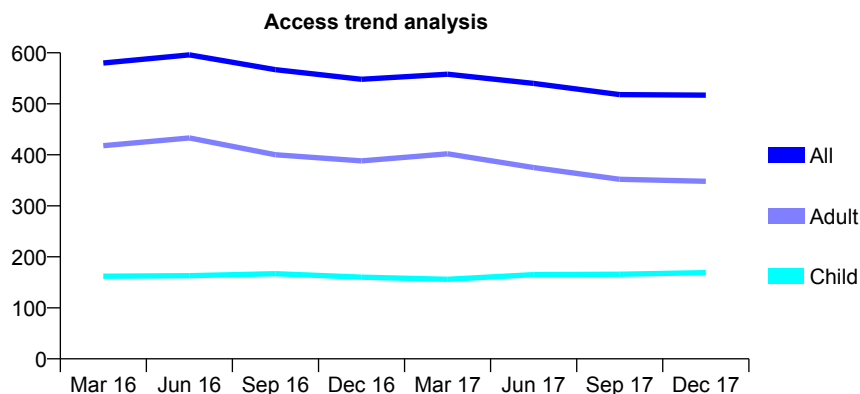
Q58 - Vital Signs At a Glance Contract Report for 807702/0001 - December 2017

Name or company name	MR HK KOCH
Contract type name	GDS Contract
Purpose of contract	General
Contract start date	01/04/2006
Contract end date	

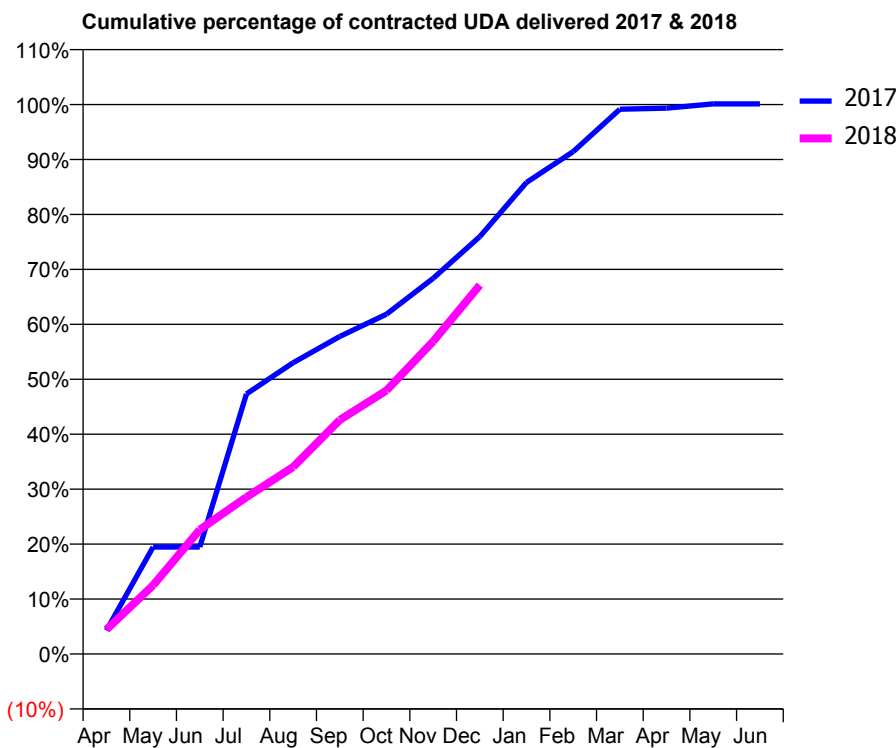
17/18 Contracted general activity (UDA)	1,573
Carry forward general activity (UDA)	-2
17/18 Contracted orthodontic activity (UOA)	0
Carry forward orthodontic activity (UOA)	0
Baseline contract value	£55,676.82

ACCESS*

Patients seen in 24 months	Total	Change since previous quarter
Quarter ending December 2016	548	
Quarter ending March 2017	558	→
Quarter ending June 2017	540	↓
Quarter ending September 2017	518	↓
Quarter ending December 2017	517	→
Variance since December 2016	(5.7%)	↓



ACTIVITY



Month	Adjusted Scheduled Activity (UDA)	
	2017	2018
April	68	70
May	306	197
June	306	356
July	744	449
August	834	535
September	909	670
October	973	755
November	1,075	895
December	1,195	1,056
January	1,350	
February	1,438	
March	1,560	
April	1,563	
May	1,575	
June	1,575	

QUALITY

	Quantity	Base Number	Contract	AT	Region	England
% of FP17s for the same patient ID Re-attending within 3 months - Children	6	220	2.7%	11.0%	11.8%	12.0%
% of FP17s for the same patient ID Re-attending within 3 months - Adults	54	383	14.1%	14.5%	15.3%	15.9%
% of FP17s for the same patient ID Re-attending between 3 & 9 months - Children	142	220	64.5%	56.7%	59.1%	58.0%
% of FP17s for the same patient ID Re-attending between 3 & 9 months - Adults	231	383	60.3%	48.2%	51.5%	50.5%
% of FP17s for Band 1 Urgent Courses	10	599	1.7%	8.6%	8.0%	9.0%
% of FP17s Relating to Free Repair or Replacements	2	599	0.3%	0.7%	0.8%	0.8%
% of FP17s Relating to Continuations	0	599	0.0%	0.9%	1.1%	1.1%
% of Patients satisfied with the dentistry they have received	1	1	N/A	91.1%	91.6%	91.5%
% of Patients satisfied with the time they had to wait for an appointment	1	1	N/A	86.8%	88.3%	87.9%

* This is based on patients treated on this contract for their most recent course of treatment. Figures in italics indicate the base number of FP17s or Patient Questionnaire responses are less than 100. N/A is shown where the base number of responses is less than 10 during the period. % is calculated as Quantity/Base number*100

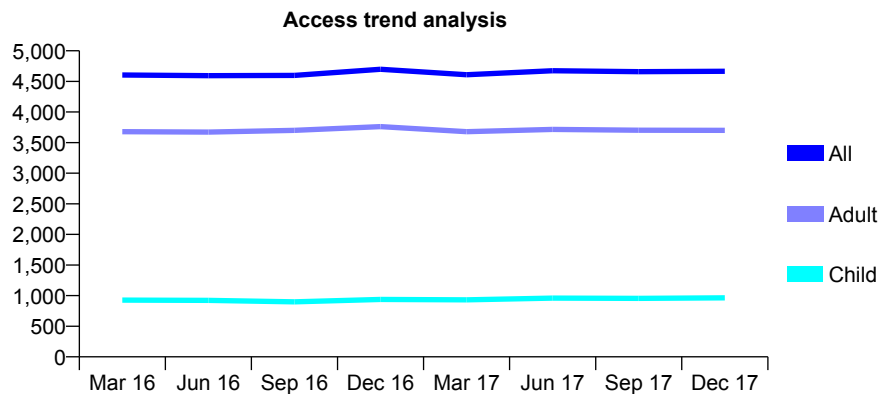
Q58 - Vital Signs At a Glance Contract Report for 810851/0001 - December 2017

Name or company name	Leverstock Green Dental Practice
Contract type name	GDS Contract
Purpose of contract	General
Contract start date	01/04/2006
Contract end date	

17/18 Contracted general activity (UDA)	11,052
Carry forward general activity (UDA)	-59
17/18 Contracted orthodontic activity (UOA)	0
Carry forward orthodontic activity (UOA)	0
Baseline contract value	£303,201.16

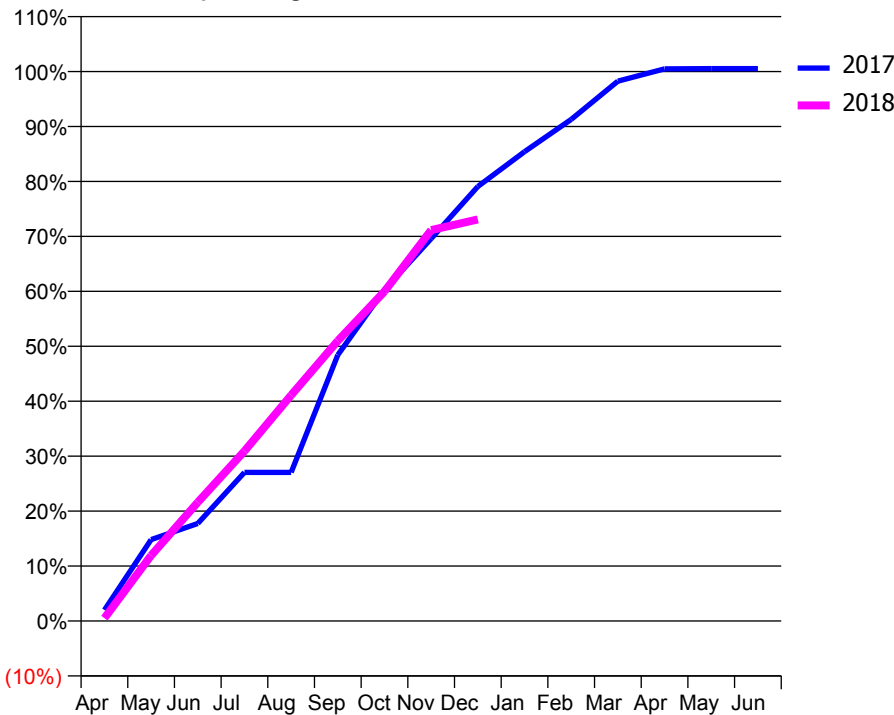
ACCESS*

Patients seen in 24 months	Total	Change since previous quarter
Quarter ending December 2016	4,698	
Quarter ending March 2017	4,610	↓
Quarter ending June 2017	4,675	→
Quarter ending September 2017	4,659	→
Quarter ending December 2017	4,665	→
Variance since December 2016	(0.7%)	→



ACTIVITY

Cumulative percentage of contracted UDA delivered 2017 & 2018



Month	Adjusted Scheduled Activity (UDA)	
	2017	2018
April	221	59
May	1,638	1,318
June	1,961	2,389
July	2,989	3,418
August	2,989	4,542
September	5,351	5,636
October	6,663	6,629
November	7,691	7,861
December	8,739	8,076
January	9,439	
February	10,087	
March	10,858	
April	11,105	
May	11,110	
June	11,111	

QUALITY

	Quantity	Base Number	Contract	AT	Region	England
% of FP17s for the same patient ID Re-attending within 3 months - Children	100	1,132	8.8%	11.0%	11.8%	12.0%
% of FP17s for the same patient ID Re-attending within 3 months - Adults	410	4,147	9.9%	14.5%	15.3%	15.9%
% of FP17s for the same patient ID Re-attending between 3 & 9 months - Children	695	1,132	61.4%	56.7%	59.1%	58.0%
% of FP17s for the same patient ID Re-attending between 3 & 9 months - Adults	2,665	4,147	64.3%	48.2%	51.5%	50.5%
% of FP17s for Band 1 Urgent Courses	333	5,085	6.5%	8.6%	8.0%	9.0%
% of FP17s Relating to Free Repair or Replacements	50	5,085	1.0%	0.7%	0.8%	0.8%
% of FP17s Relating to Continuations	6	5,085	0.1%	0.9%	1.1%	1.1%
% of Patients satisfied with the dentistry they have received	3	3	N/A	91.1%	91.6%	91.5%
% of Patients satisfied with the time they had to wait for an appointment	3	3	N/A	86.8%	88.3%	87.9%

* This is based on patients treated on this contract for their most recent course of treatment. Figures in italics indicate the base number of FP17s or Patient Questionnaire responses are less than 100. N/A is shown where the base number of responses is less than 10 during the period. % is calculated as Quantity/Base number*100

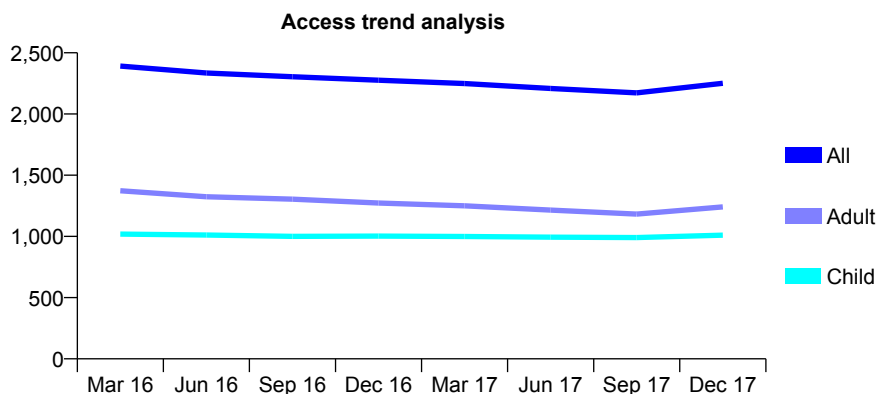
Q58 - Vital Signs At a Glance Contract Report for 811815/0001 - December 2017

Name or company name	MR PS SANSI
Contract type name	GDS Contract
Purpose of contract	General
Contract start date	01/04/2006
Contract end date	

17/18 Contracted general activity (UDA)	4,725
Carry forward general activity (UDA)	-63
17/18 Contracted orthodontic activity (UOA)	0
Carry forward orthodontic activity (UOA)	0
Baseline contract value	£133,089.65

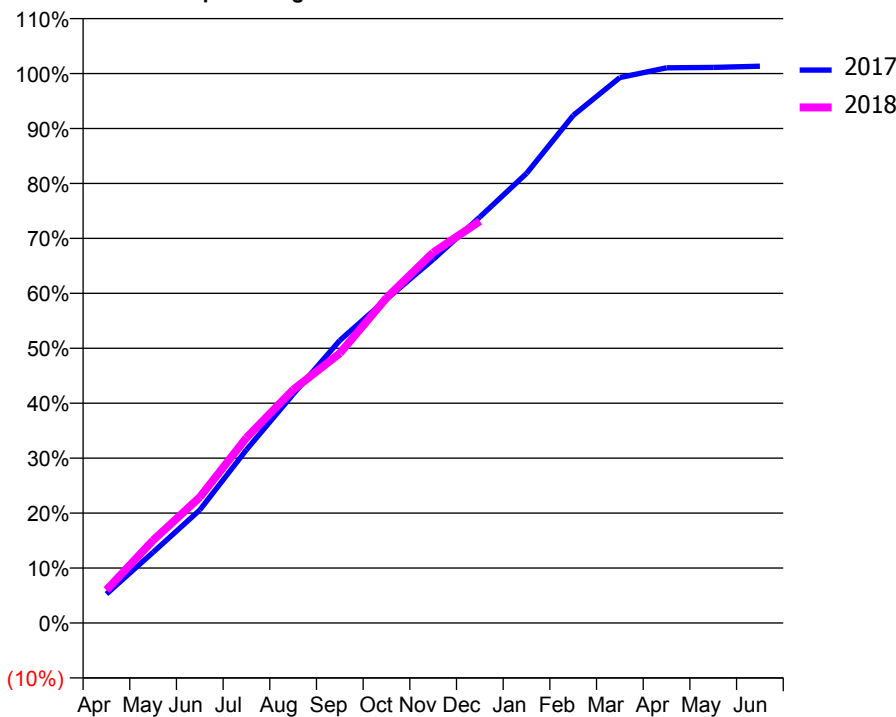
ACCESS*

Patients seen in 24 months	Total	Change since previous quarter
Quarter ending December 2016	2,276	
Quarter ending March 2017	2,249	↓
Quarter ending June 2017	2,209	↓
Quarter ending September 2017	2,173	↓
Quarter ending December 2017	2,251	↑
Variance since December 2016	(1.1%)	↓



ACTIVITY

Cumulative percentage of contracted UDA delivered 2017 & 2018



Month	Adjusted Scheduled Activity (UDA)	
	2017	2018
April	249	283
May	608	712
June	971	1,082
July	1,490	1,593
August	1,967	2,006
September	2,430	2,319
October	2,784	2,796
November	3,127	3,186
December	3,491	3,456
January	3,866	
February	4,365	
March	4,691	
April	4,774	
May	4,777	
June	4,787	

QUALITY

	Quantity	Base Number	Contract	AT	Region	England
% of FP17s for the same patient ID Re-attending within 3 months - Children	56	913	6.1%	11.0%	11.8%	12.0%
% of FP17s for the same patient ID Re-attending within 3 months - Adults	162	1,087	14.9%	14.5%	15.3%	15.9%
% of FP17s for the same patient ID Re-attending between 3 & 9 months - Children	308	913	33.7%	56.7%	59.1%	58.0%
% of FP17s for the same patient ID Re-attending between 3 & 9 months - Adults	389	1,087	35.8%	48.2%	51.5%	50.5%
% of FP17s for Band 1 Urgent Courses	144	1,747	8.2%	8.6%	8.0%	9.0%
% of FP17s Relating to Free Repair or Replacements	11	1,747	0.6%	0.7%	0.8%	0.8%
% of FP17s Relating to Continuations	10	1,747	0.6%	0.9%	1.1%	1.1%
% of Patients satisfied with the dentistry they have received	3	3	N/A	91.1%	91.6%	91.5%
% of Patients satisfied with the time they had to wait for an appointment	3	3	N/A	86.8%	88.3%	87.9%

* This is based on patients treated on this contract for their most recent course of treatment. Figures in italics indicate the base number of FP17s or Patient Questionnaire responses are less than 100. N/A is shown where the base number of responses is less than 10 during the period. % is calculated as Quantity/Base number*100

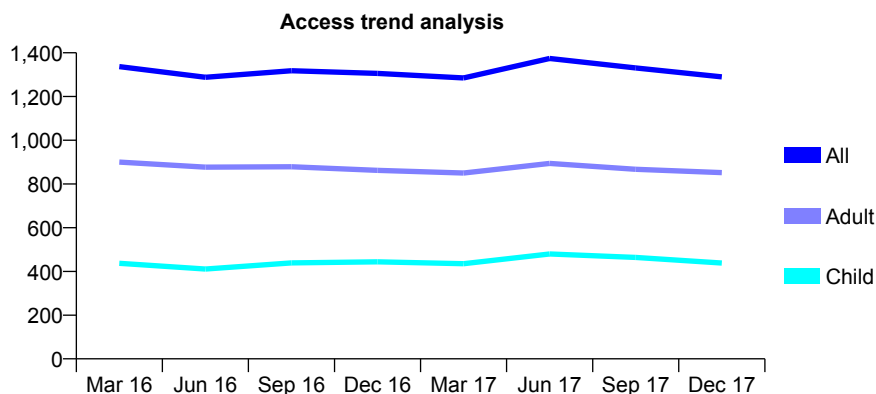
Q58 - Vital Signs At a Glance Contract Report for 813923/0001 - December 2017

Name or company name	MR JS MANDAIR
Contract type name	GDS Contract
Purpose of contract	General
Contract start date	01/04/2006
Contract end date	

17/18 Contracted general activity (UDA)	6,659
Carry forward general activity (UDA)	-133
17/18 Contracted orthodontic activity (UOA)	0
Carry forward orthodontic activity (UOA)	0
Baseline contract value	£232,756.28

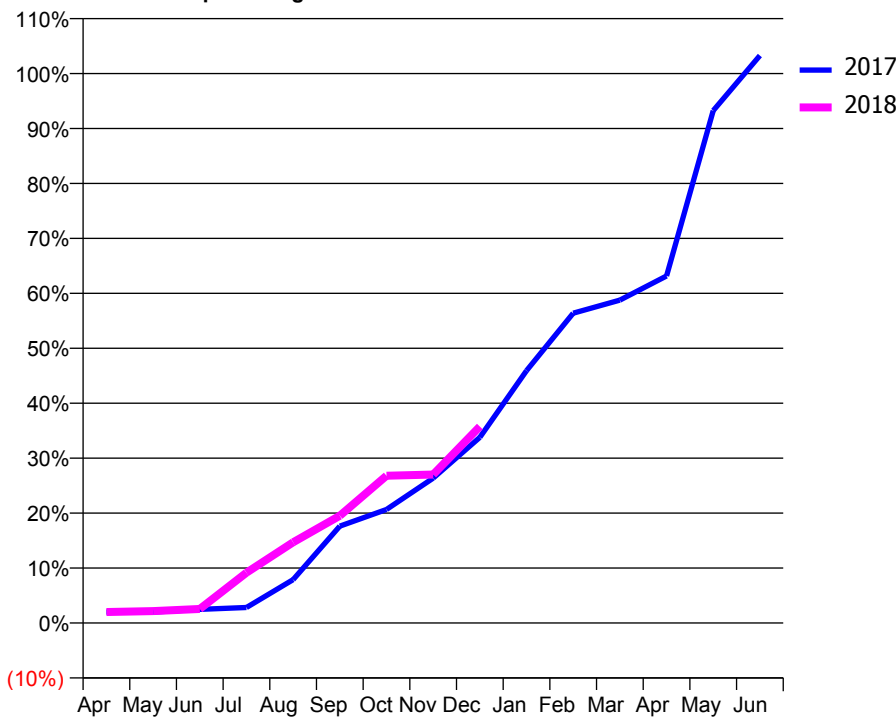
ACCESS*

Patients seen in 24 months	Total	Change since previous quarter
Quarter ending December 2016	1,306	
Quarter ending March 2017	1,285	↓
Quarter ending June 2017	1,374	↑
Quarter ending September 2017	1,331	↓
Quarter ending December 2017	1,290	↓
Variance since December 2016	(1.2%)	↓



ACTIVITY

Cumulative percentage of contracted UDA delivered 2017 & 2018



Month	Adjusted Scheduled Activity (UDA)	
	2017	2018
April	133	133
May	133	144
June	166	170
July	189	611
August	526	978
September	1,173	1,300
October	1,376	1,785
November	1,755	1,799
December	2,251	2,382
January	3,058	
February	3,755	
March	3,913	
April	4,205	
May	6,210	
June	6,876	

QUALITY

	Quantity	Base Number	Contract	AT	Region	England
% of FP17s for the same patient ID Re-attending within 3 months - Children	38	326	11.7%	11.0%	11.8%	12.0%
% of FP17s for the same patient ID Re-attending within 3 months - Adults	218	763	28.6%	14.5%	15.3%	15.9%
% of FP17s for the same patient ID Re-attending between 3 & 9 months - Children	64	326	19.6%	56.7%	59.1%	58.0%
% of FP17s for the same patient ID Re-attending between 3 & 9 months - Adults	153	763	20.1%	48.2%	51.5%	50.5%
% of FP17s for Band 1 Urgent Courses	78	578	13.5%	8.6%	8.0%	9.0%
% of FP17s Relating to Free Repair or Replacements	0	578	0.0%	0.7%	0.8%	0.8%
% of FP17s Relating to Continuations	0	578	0.0%	0.9%	1.1%	1.1%
% of Patients satisfied with the dentistry they have received	3	4	N/A	91.1%	91.6%	91.5%
% of Patients satisfied with the time they had to wait for an appointment	4	4	N/A	86.8%	88.3%	87.9%

* This is based on patients treated on this contract for their most recent course of treatment. Figures in italics indicate the base number of FP17s or Patient Questionnaire responses are less than 100. N/A is shown where the base number of responses is less than 10 during the period. % is calculated as Quantity/Base number*100

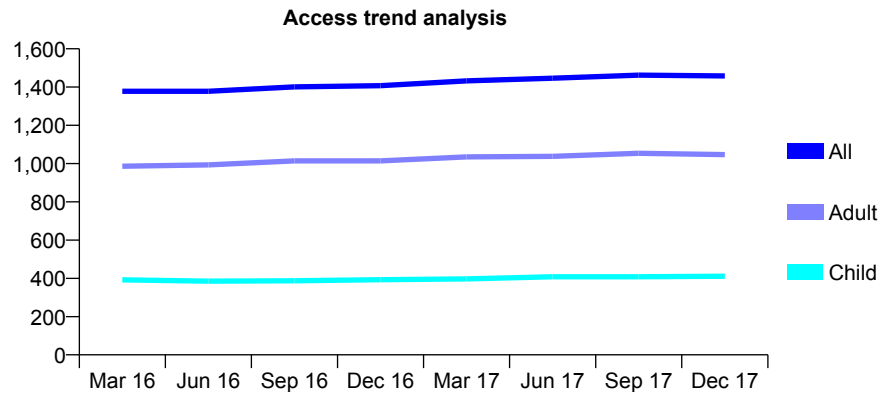
Q58 - Vital Signs At a Glance Contract Report for 815012/0001 - December 2017

Name or company name	MR JP NORRIS
Contract type name	GDS Contract
Purpose of contract	General
Contract start date	01/04/2006
Contract end date	

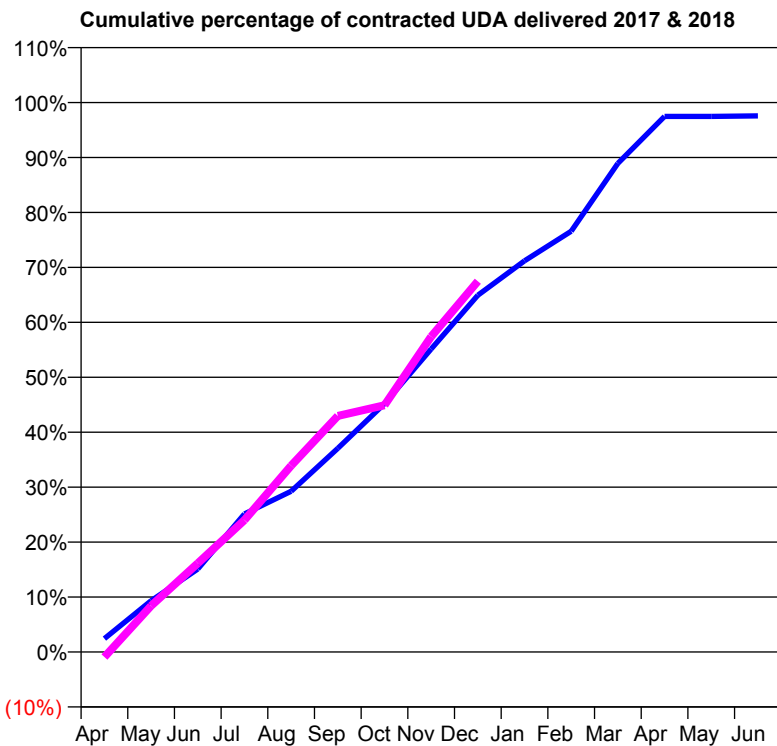
17/18 Contracted general activity (UDA)	1,399
Carry forward general activity (UDA)	35
17/18 Contracted orthodontic activity (UOA)	0
Carry forward orthodontic activity (UOA)	0
Baseline contract value	£30,518.77

ACCESS*

Patients seen in 24 months	Total	Change since previous quarter
Quarter ending December 2016	1,407	
Quarter ending March 2017	1,432	→
Quarter ending June 2017	1,446	→
Quarter ending September 2017	1,462	→
Quarter ending December 2017	1,458	→
Variance since December 2016	3.6%	↑



ACTIVITY



Month	Adjusted Scheduled Activity (UDA)	
	2017	2018
April	34	-13
May	130	118
June	211	226
July	352	336
August	409	475
September	519	601
October	632	628
November	772	803
December	908	944
January	996	
February	1,071	
March	1,244	
April	1,364	
May	1,364	
June	1,365	

QUALITY

	Quantity	Base Number	Contract	AT	Region	England
% of FP17s for the same patient ID Re-attending within 3 months - Children	31	497	6.2%	11.0%	11.8%	12.0%
% of FP17s for the same patient ID Re-attending within 3 months - Adults	166	1,139	14.6%	14.5%	15.3%	15.9%
% of FP17s for the same patient ID Re-attending between 3 & 9 months - Children	315	497	63.4%	56.7%	59.1%	58.0%
% of FP17s for the same patient ID Re-attending between 3 & 9 months - Adults	736	1,139	64.6%	48.2%	51.5%	50.5%
% of FP17s for Band 1 Urgent Courses	50	601	8.3%	8.6%	8.0%	9.0%
% of FP17s Relating to Free Repair or Replacements	0	601	0.0%	0.7%	0.8%	0.8%
% of FP17s Relating to Continuations	0	601	0.0%	0.9%	1.1%	1.1%
% of Patients satisfied with the dentistry they have received	3	4	N/A	91.1%	91.6%	91.5%
% of Patients satisfied with the time they had to wait for an appointment	4	4	N/A	86.8%	88.3%	87.9%

* This is based on patients treated on this contract for their most recent course of treatment. Figures in italics indicate the base number of FP17s or Patient Questionnaire responses are less than 100. N/A is shown where the base number of responses is less than 10 during the period. % is calculated as Quantity/Base number*100

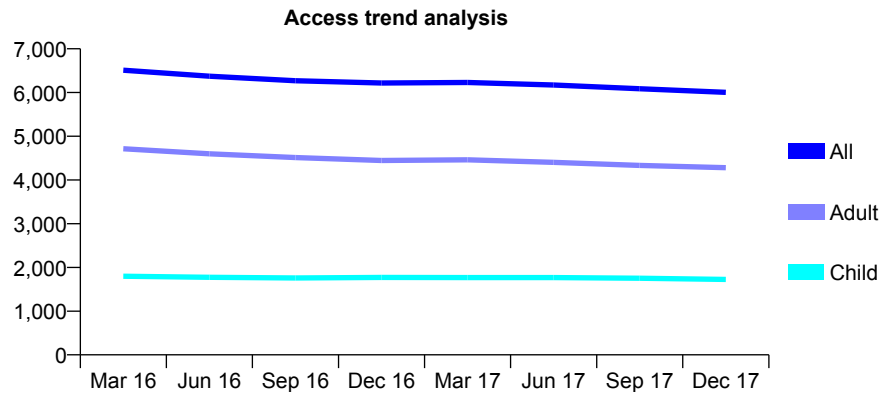
Q58 - Vital Signs At a Glance Contract Report for 819506/0001 - December 2017

Name or company name	Naeha Waterfall
Contract type name	GDS Contract
Purpose of contract	General
Contract start date	01/06/2009
Contract end date	

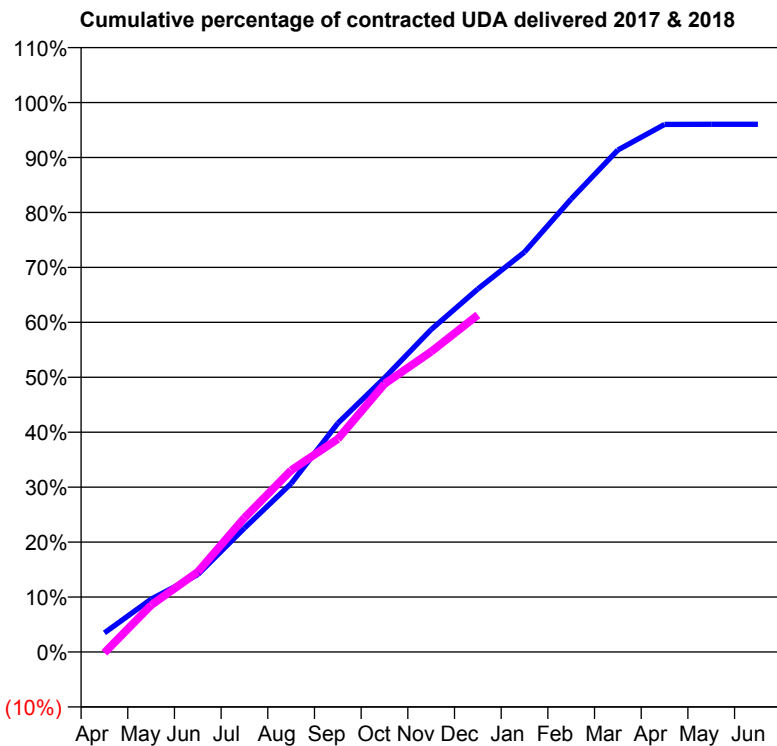
17/18 Contracted general activity (UDA)	15,000
Carry forward general activity (UDA)	593
17/18 Contracted orthodontic activity (UOA)	0
Carry forward orthodontic activity (UOA)	0
Baseline contract value	£427,107.22

ACCESS*

Patients seen in 24 months	Total	Change since previous quarter
Quarter ending December 2016	6,218	
Quarter ending March 2017	6,229	→
Quarter ending June 2017	6,171	→
Quarter ending September 2017	6,085	↓
Quarter ending December 2017	6,005	↓
Variance since December 2016	(3.4%)	↓



ACTIVITY



Month	Adjusted Scheduled Activity (UDA)	
	2017	2018
April	521	-23
May	1,442	1,281
June	2,113	2,187
July	3,383	3,662
August	4,600	4,958
September	6,245	5,813
October	7,482	7,318
November	8,804	8,197
December	9,910	9,200
January	10,919	
February	12,369	
March	13,702	
April	14,403	
May	14,405	
June	14,407	

QUALITY

	Quantity	Base Number	Contract	AT	Region	England
% of FP17s for the same patient ID Re-attending within 3 months - Children	230	2,014	11.4%	11.0%	11.8%	12.0%
% of FP17s for the same patient ID Re-attending within 3 months - Adults	574	3,954	14.5%	14.5%	15.3%	15.9%
% of FP17s for the same patient ID Re-attending between 3 & 9 months - Children	1,263	2,014	62.7%	56.7%	59.1%	58.0%
% of FP17s for the same patient ID Re-attending between 3 & 9 months - Adults	1,698	3,954	42.9%	48.2%	51.5%	50.5%
% of FP17s for Band 1 Urgent Courses	574	5,648	10.2%	8.6%	8.0%	9.0%
% of FP17s Relating to Free Repair or Replacements	48	5,648	0.8%	0.7%	0.8%	0.8%
% of FP17s Relating to Continuations	21	5,648	0.4%	0.9%	1.1%	1.1%
% of Patients satisfied with the dentistry they have received	5	5	N/A	91.1%	91.6%	91.5%
% of Patients satisfied with the time they had to wait for an appointment	5	5	N/A	86.8%	88.3%	87.9%

* This is based on patients treated on this contract for their most recent course of treatment. Figures in italics indicate the base number of FP17s or Patient Questionnaire responses are less than 100. N/A is shown where the base number of responses is less than 10 during the period. % is calculated as Quantity/Base number*100

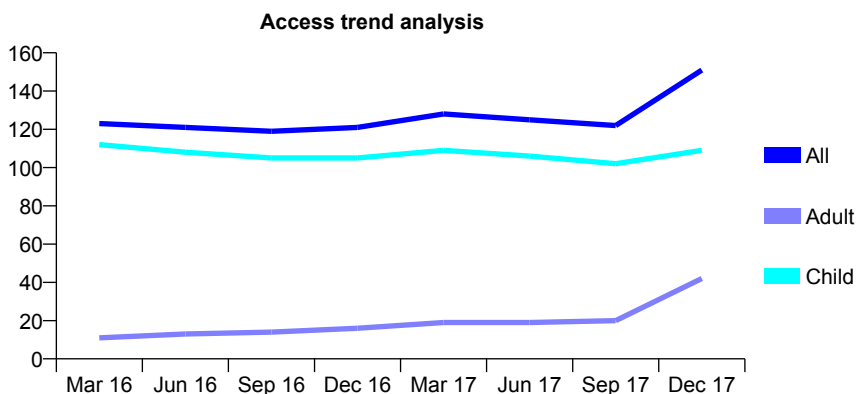
Q58 - Vital Signs At a Glance Contract Report for 824038/0001 - December 2017

Name or company name	MR R BHATIANI
Contract type name	GDS Contract
Purpose of contract	General
Contract start date	01/04/2006
Contract end date	

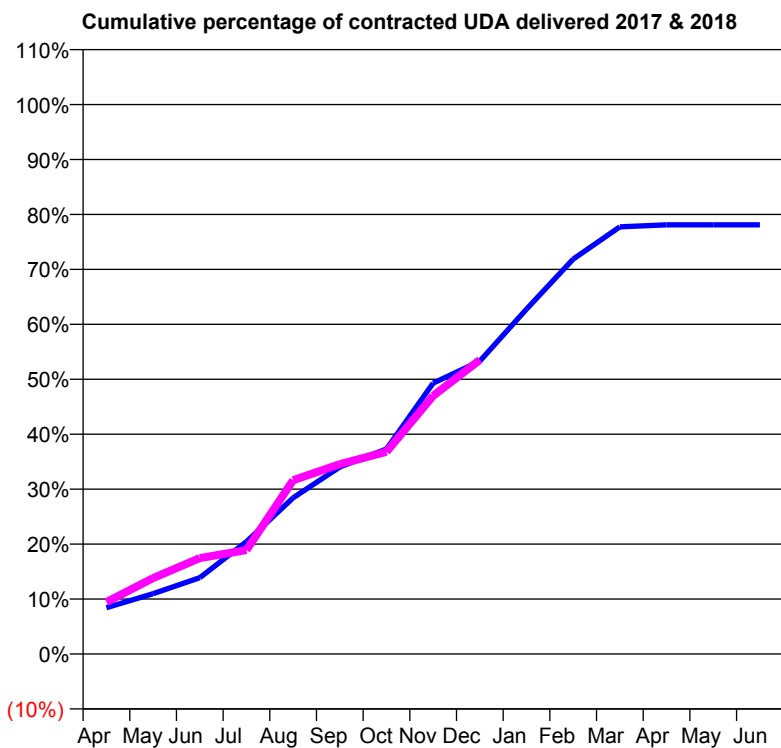
17/18 Contracted general activity (UDA)	275
Carry forward general activity (UDA)	0
17/18 Contracted orthodontic activity (UOA)	0
Carry forward orthodontic activity (UOA)	0
Baseline contract value	£7,095.28

ACCESS*

Patients seen in 24 months	Total	Change since previous quarter
Quarter ending December 2016	121	
Quarter ending March 2017	128	↑
Quarter ending June 2017	125	↓
Quarter ending September 2017	122	↓
Quarter ending December 2017	151	↑
Variance since December 2016	24.8%	↑



ACTIVITY



Month	Adjusted Scheduled Activity (UDA)	
	2017	2018
April	23	26
May	30	38
June	38	48
July	56	52
August	78	87
September	94	95
October	103	101
November	136	129
December	147	147
January	173	
February	198	
March	214	
April	215	
May	215	
June	215	

QUALITY

	Quantity	Base Number	Contract	AT	Region	England
% of FP17s for the same patient ID Re-attending within 3 months - Children	3	90	3.3%	11.0%	11.8%	12.0%
% of FP17s for the same patient ID Re-attending within 3 months - Adults	0	29	0.0%	14.5%	15.3%	15.9%
% of FP17s for the same patient ID Re-attending between 3 & 9 months - Children	33	90	36.7%	56.7%	59.1%	58.0%
% of FP17s for the same patient ID Re-attending between 3 & 9 months - Adults	2	29	6.9%	48.2%	51.5%	50.5%
% of FP17s for Band 1 Urgent Courses	1	118	0.8%	8.6%	8.0%	9.0%
% of FP17s Relating to Free Repair or Replacements	0	118	0.0%	0.7%	0.8%	0.8%
% of FP17s Relating to Continuations	0	118	0.0%	0.9%	1.1%	1.1%
% of Patients satisfied with the dentistry they have received	0	0	N/A	91.1%	91.6%	91.5%
% of Patients satisfied with the time they had to wait for an appointment	0	0	N/A	86.8%	88.3%	87.9%

* This is based on patients treated on this contract for their most recent course of treatment. Figures in italics indicate the base number of FP17s or Patient Questionnaire responses are less than 100. N/A is shown where the base number of responses is less than 10 during the period. % is calculated as Quantity/Base number*100

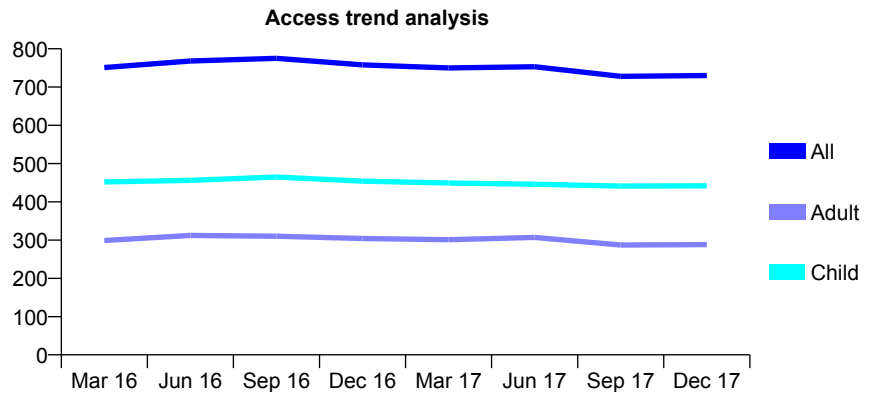
Q58 - Vital Signs At a Glance Contract Report for 825344/0001 - December 2017

Name or company name	MR K PATEL
Contract type name	GDS Contract
Purpose of contract	General
Contract start date	01/04/2006
Contract end date	

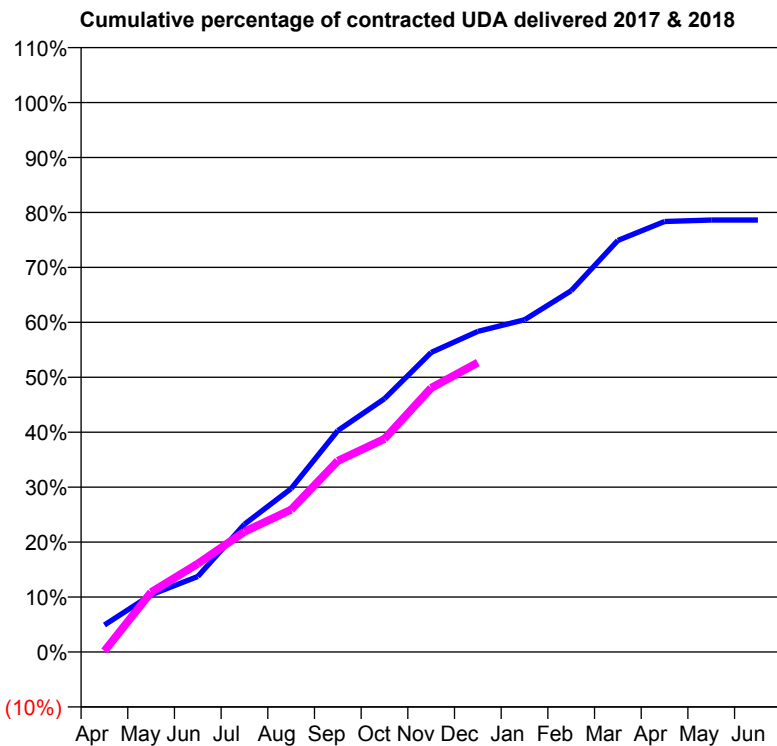
17/18 Contracted general activity (UDA)	2,800
Carry forward general activity (UDA)	0
17/18 Contracted orthodontic activity (UOA)	0
Carry forward orthodontic activity (UOA)	0
Baseline contract value	£80,851.52

ACCESS*

Patients seen in 24 months	Total	Change since previous quarter
Quarter ending December 2016	758	
Quarter ending March 2017	750	↓
Quarter ending June 2017	753	→
Quarter ending September 2017	728	↓
Quarter ending December 2017	730	→
Variance since December 2016	(3.7%)	↓



ACTIVITY



Month	Adjusted Scheduled Activity (UDA)	
	2017	2018
April	137	5
May	292	305
June	385	450
July	651	613
August	833	726
September	1,128	974
October	1,291	1,086
November	1,527	1,346
December	1,634	1,475
January	1,693	
February	1,841	
March	2,097	
April	2,194	
May	2,201	
June	2,201	

QUALITY

	Quantity	Base Number	Contract	AT	Region	England
% of FP17s for the same patient ID Re-attending within 3 months - Children	30	497	6.0%	11.0%	11.8%	12.0%
% of FP17s for the same patient ID Re-attending within 3 months - Adults	37	249	14.9%	14.5%	15.3%	15.9%
% of FP17s for the same patient ID Re-attending between 3 & 9 months - Children	305	497	61.4%	56.7%	59.1%	58.0%
% of FP17s for the same patient ID Re-attending between 3 & 9 months - Adults	138	249	55.4%	48.2%	51.5%	50.5%
% of FP17s for Band 1 Urgent Courses	16	715	2.2%	8.6%	8.0%	9.0%
% of FP17s Relating to Free Repair or Replacements	0	715	0.0%	0.7%	0.8%	0.8%
% of FP17s Relating to Continuations	0	715	0.0%	0.9%	1.1%	1.1%
% of Patients satisfied with the dentistry they have received	0	0	N/A	91.1%	91.6%	91.5%
% of Patients satisfied with the time they had to wait for an appointment	0	0	N/A	86.8%	88.3%	87.9%

* This is based on patients treated on this contract for their most recent course of treatment. Figures in italics indicate the base number of FP17s or Patient Questionnaire responses are less than 100. N/A is shown where the base number of responses is less than 10 during the period. % is calculated as Quantity/Base number*100

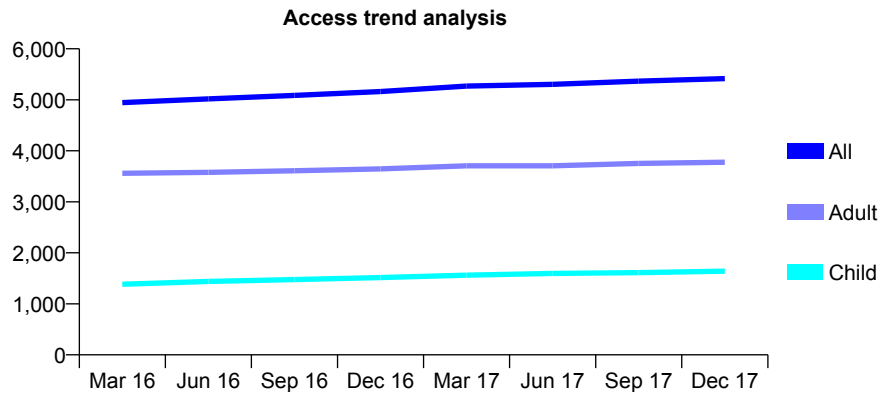
Q58 - Vital Signs At a Glance Contract Report for 825425/0001 - December 2017

Name or company name	MR S SHAH
Contract type name	GDS Contract
Purpose of contract	General
Contract start date	01/04/2006
Contract end date	

17/18 Contracted general activity (UDA)	13,962
Carry forward general activity (UDA)	-256
17/18 Contracted orthodontic activity (UOA)	0
Carry forward orthodontic activity (UOA)	0
Baseline contract value	£358,812.29

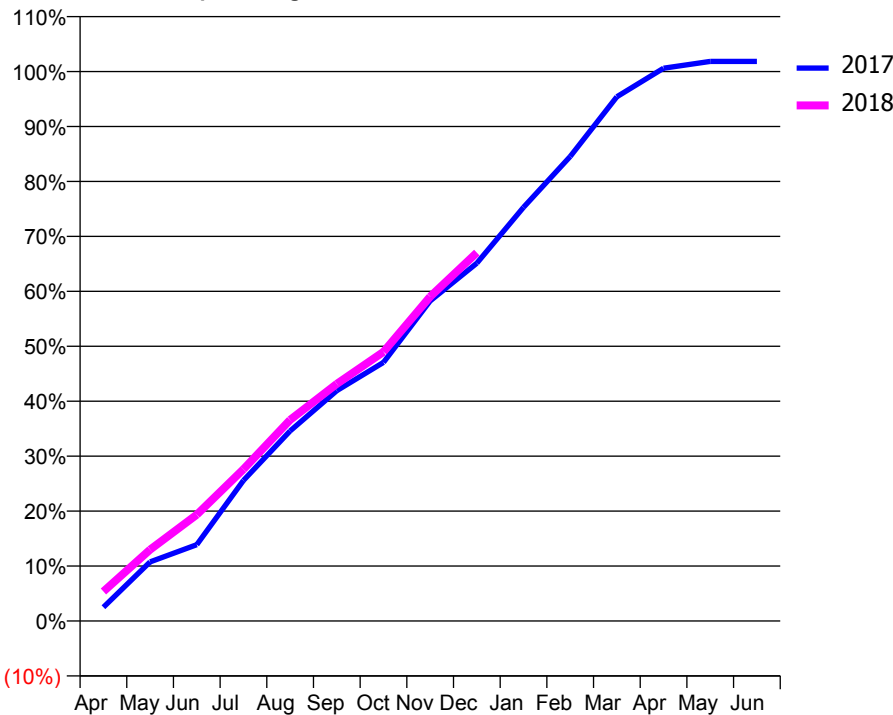
ACCESS*

Patients seen in 24 months	Total	Change since previous quarter
Quarter ending December 2016	5,162	
Quarter ending March 2017	5,269	↑
Quarter ending June 2017	5,303	→
Quarter ending September 2017	5,367	→
Quarter ending December 2017	5,416	→
Variance since December 2016	4.9%	↑



ACTIVITY

Cumulative percentage of contracted UDA delivered 2017 & 2018



Month	Adjusted Scheduled Activity (UDA)	
	2017	2018
April	351	749
May	1,503	1,815
June	1,939	2,704
July	3,573	3,856
August	4,829	5,110
September	5,852	6,026
October	6,570	6,838
November	8,132	8,240
December	9,094	9,360
January	10,513	
February	11,801	
March	13,320	
April	14,045	
May	14,218	
June	14,218	

QUALITY

	Quantity	Base Number	Contract	AT	Region	England
% of FP17s for the same patient ID Re-attending within 3 months - Children	168	1,627	10.3%	11.0%	11.8%	12.0%
% of FP17s for the same patient ID Re-attending within 3 months - Adults	650	3,313	19.6%	14.5%	15.3%	15.9%
% of FP17s for the same patient ID Re-attending between 3 & 9 months - Children	773	1,627	47.5%	56.7%	59.1%	58.0%
% of FP17s for the same patient ID Re-attending between 3 & 9 months - Adults	1,223	3,313	36.9%	48.2%	51.5%	50.5%
% of FP17s for Band 1 Urgent Courses	569	4,154	13.7%	8.6%	8.0%	9.0%
% of FP17s Relating to Free Repair or Replacements	30	4,154	0.7%	0.7%	0.8%	0.8%
% of FP17s Relating to Continuations	50	4,154	1.2%	0.9%	1.1%	1.1%
% of Patients satisfied with the dentistry they have received	12	14	85.7%	91.1%	91.6%	91.5%
% of Patients satisfied with the time they had to wait for an appointment	12	14	85.7%	86.8%	88.3%	87.9%

* This is based on patients treated on this contract for their most recent course of treatment. Figures in italics indicate the base number of FP17s or Patient Questionnaire responses are less than 100. N/A is shown where the base number of responses is less than 10 during the period. % is calculated as Quantity/Base number*100

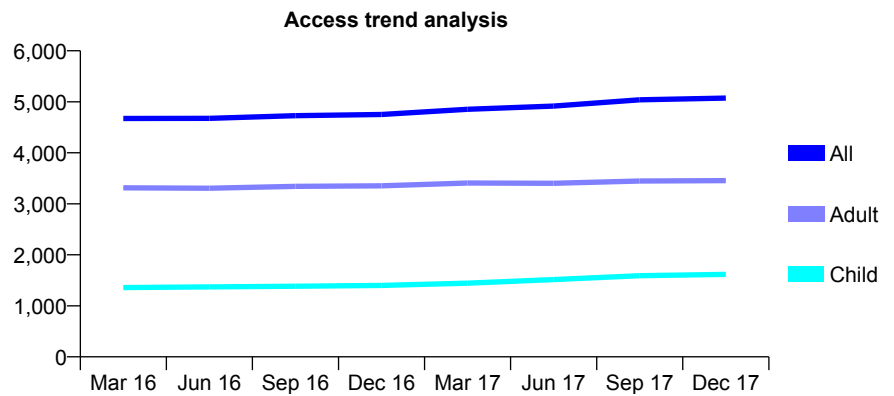
Q58 - Vital Signs At a Glance Contract Report for 825425/0002 - December 2017

Name or company name	MR S SHAH
Contract type name	GDS Contract
Purpose of contract	General
Contract start date	01/04/2006
Contract end date	

17/18 Contracted general activity (UDA)	11,095
Carry forward general activity (UDA)	-195
17/18 Contracted orthodontic activity (UOA)	0
Carry forward orthodontic activity (UOA)	0
Baseline contract value	£272,587.43

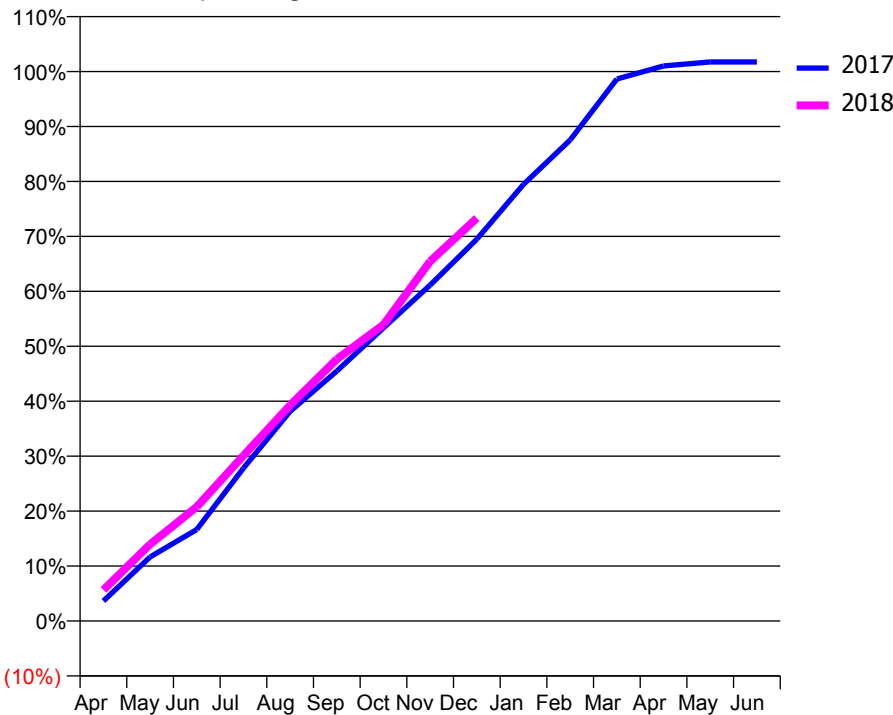
ACCESS*

Patients seen in 24 months	Total	Change since previous quarter
Quarter ending December 2016	4,752	
Quarter ending March 2017	4,853	↑
Quarter ending June 2017	4,917	→
Quarter ending September 2017	5,039	↑
Quarter ending December 2017	5,072	→
Variance since December 2016	6.7%	↑



ACTIVITY

Cumulative percentage of contracted UDA delivered 2017 & 2018



Month	Adjusted Scheduled Activity (UDA)	
	2017	2018
April	405	628
May	1,295	1,549
June	1,848	2,307
July	3,086	3,339
August	4,234	4,358
September	5,047	5,287
October	5,919	5,985
November	6,784	7,263
December	7,710	8,135
January	8,815	
February	9,714	
March	10,943	
April	11,208	
May	11,288	
June	11,289	

QUALITY

	Quantity	Base Number	Contract	AT	Region	England
% of FP17s for the same patient ID Re-attending within 3 months - Children	120	1,617	7.4%	11.0%	11.8%	12.0%
% of FP17s for the same patient ID Re-attending within 3 months - Adults	371	2,963	12.5%	14.5%	15.3%	15.9%
% of FP17s for the same patient ID Re-attending between 3 & 9 months - Children	796	1,617	49.2%	56.7%	59.1%	58.0%
% of FP17s for the same patient ID Re-attending between 3 & 9 months - Adults	1,237	2,963	41.7%	48.2%	51.5%	50.5%
% of FP17s for Band 1 Urgent Courses	335	4,375	7.7%	8.6%	8.0%	9.0%
% of FP17s Relating to Free Repair or Replacements	16	4,375	0.4%	0.7%	0.8%	0.8%
% of FP17s Relating to Continuations	113	4,375	2.6%	0.9%	1.1%	1.1%
% of Patients satisfied with the dentistry they have received	3	4	N/A	91.1%	91.6%	91.5%
% of Patients satisfied with the time they had to wait for an appointment	4	4	N/A	86.8%	88.3%	87.9%

* This is based on patients treated on this contract for their most recent course of treatment. Figures in italics indicate the base number of FP17s or Patient Questionnaire responses are less than 100. N/A is shown where the base number of responses is less than 10 during the period. % is calculated as Quantity/Base number*100

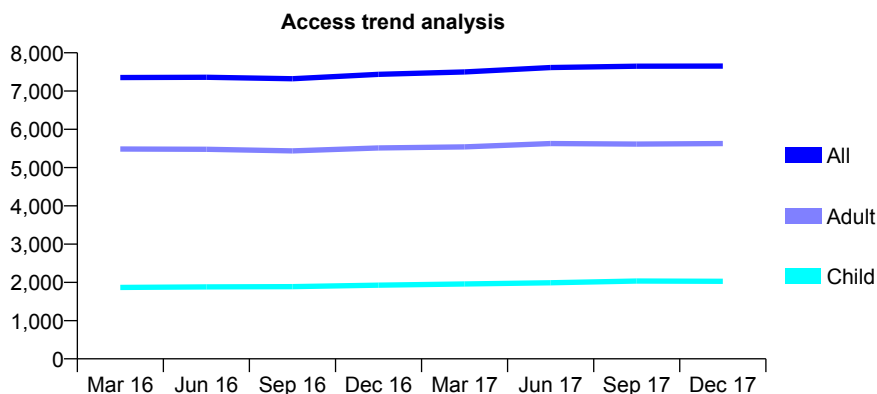
Q58 - Vital Signs At a Glance Contract Report for 825425/0003 - December 2017

Name or company name	MR S SHAH
Contract type name	GDS Contract
Purpose of contract	General
Contract start date	01/03/2013
Contract end date	

17/18 Contracted general activity (UDA)	22,140
Carry forward general activity (UDA)	-443
17/18 Contracted orthodontic activity (UOA)	0
Carry forward orthodontic activity (UOA)	0
Baseline contract value	£663,668.84

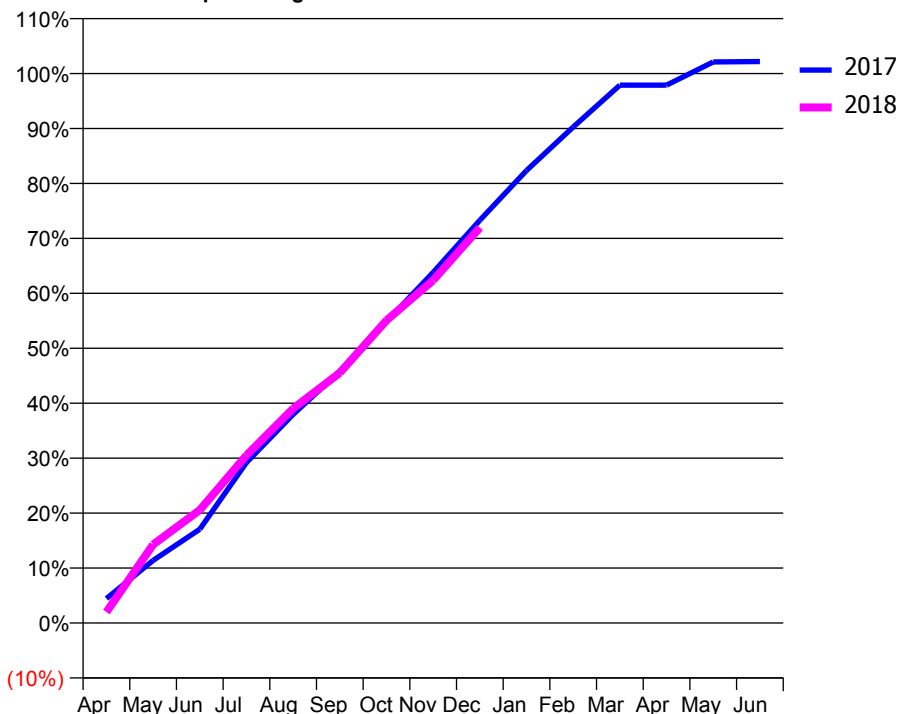
ACCESS*

Patients seen in 24 months	Total	Change since previous quarter
Quarter ending December 2016	7,438	
Quarter ending March 2017	7,499	→
Quarter ending June 2017	7,615	→
Quarter ending September 2017	7,649	→
Quarter ending December 2017	7,654	→
Variance since December 2016	2.9%	↑



ACTIVITY

Cumulative percentage of contracted UDA delivered 2017 & 2018



Month	Adjusted Scheduled Activity (UDA)	
	2017	2018
April	988	443
May	2,520	3,164
June	3,781	4,555
July	6,467	6,757
August	8,404	8,644
September	10,139	10,084
October	12,145	12,196
November	14,126	13,810
December	16,229	15,933
January	18,233	
February	19,985	
March	21,672	
April	21,672	
May	22,608	
June	22,620	

QUALITY

	Quantity	Base Number	Contract	AT	Region	England
% of FP17s for the same patient ID Re-attending within 3 months - Children	168	1,934	8.7%	11.0%	11.8%	12.0%
% of FP17s for the same patient ID Re-attending within 3 months - Adults	896	4,914	18.2%	14.5%	15.3%	15.9%
% of FP17s for the same patient ID Re-attending between 3 & 9 months - Children	913	1,934	47.2%	56.7%	59.1%	58.0%
% of FP17s for the same patient ID Re-attending between 3 & 9 months - Adults	1,786	4,914	36.3%	48.2%	51.5%	50.5%
% of FP17s for Band 1 Urgent Courses	983	6,462	15.2%	8.6%	8.0%	9.0%
% of FP17s Relating to Free Repair or Replacements	18	6,462	0.3%	0.7%	0.8%	0.8%
% of FP17s Relating to Continuations	117	6,462	1.8%	0.9%	1.1%	1.1%
% of Patients satisfied with the dentistry they have received	4	5	N/A	91.1%	91.6%	91.5%
% of Patients satisfied with the time they had to wait for an appointment	5	5	N/A	86.8%	88.3%	87.9%

* This is based on patients treated on this contract for their most recent course of treatment. Figures in italics indicate the base number of FP17s or Patient Questionnaire responses are less than 100. N/A is shown where the base number of responses is less than 10 during the period. % is calculated as Quantity/Base number*100

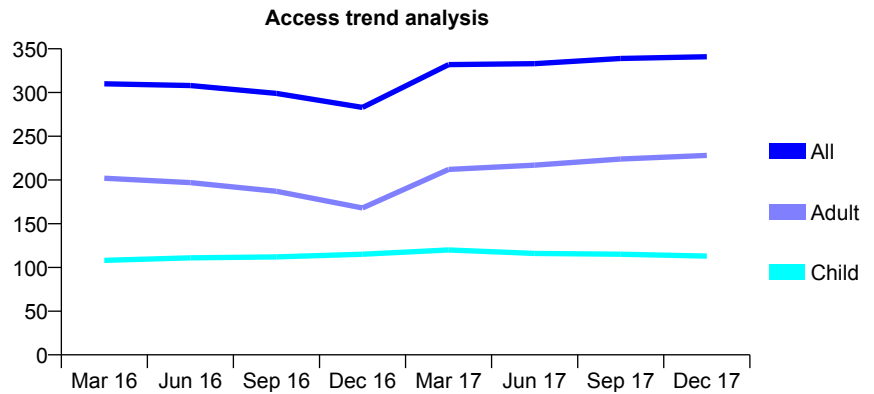
Q58 - Vital Signs At a Glance Contract Report for 825727/0001 - December 2017

Name or company name	MR R CHAUHAN
Contract type name	GDS Contract
Purpose of contract	General
Contract start date	01/04/2006
Contract end date	

17/18 Contracted general activity (UDA)	900
Carry forward general activity (UDA)	-12
17/18 Contracted orthodontic activity (UOA)	0
Carry forward orthodontic activity (UOA)	0
Baseline contract value	£29,636.77

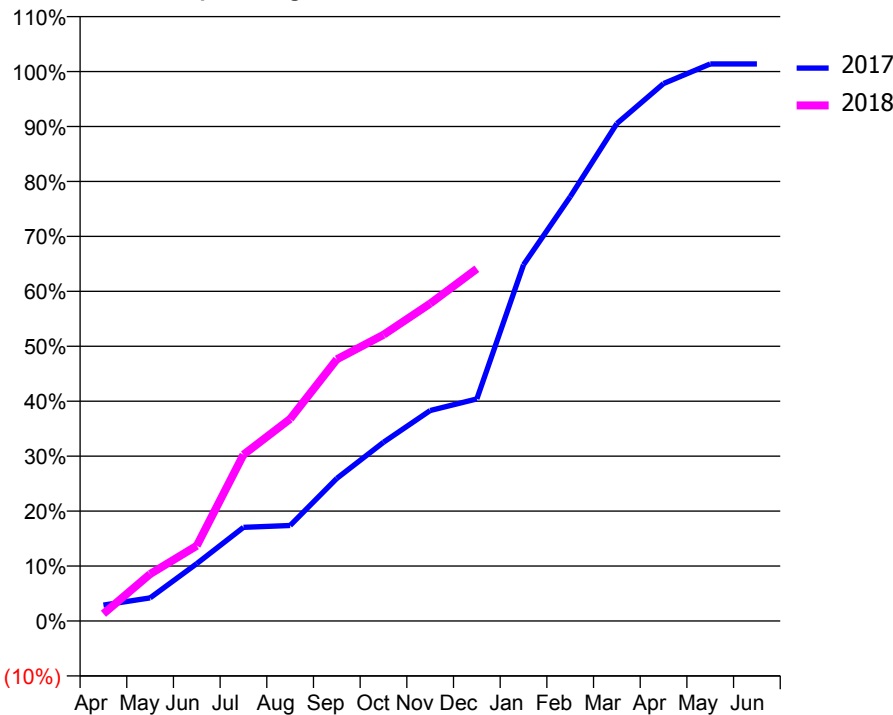
ACCESS*

Patients seen in 24 months	Total	Change since previous quarter
Quarter ending December 2016	283	
Quarter ending March 2017	332	↑
Quarter ending June 2017	333	→
Quarter ending September 2017	339	→
Quarter ending December 2017	341	→
Variance since December 2016	20.5%	↑



ACTIVITY

Cumulative percentage of contracted UDA delivered 2017 & 2018



Month	Adjusted Scheduled Activity (UDA)	
	2017	2018
April	26	12
May	38	77
June	94	123
July	153	272
August	156	331
September	234	429
October	293	469
November	345	520
December	364	577
January	583	
February	695	
March	815	
April	880	
May	912	
June	912	

QUALITY

	Quantity	Base Number	Contract	AT	Region	England
% of FP17s for the same patient ID Re-attending within 3 months - Children	8	135	5.9%	11.0%	11.8%	12.0%
% of FP17s for the same patient ID Re-attending within 3 months - Adults	8	173	4.6%	14.5%	15.3%	15.9%
% of FP17s for the same patient ID Re-attending between 3 & 9 months - Children	76	135	56.3%	56.7%	59.1%	58.0%
% of FP17s for the same patient ID Re-attending between 3 & 9 months - Adults	44	173	25.4%	48.2%	51.5%	50.5%
% of FP17s for Band 1 Urgent Courses	9	265	3.4%	8.6%	8.0%	9.0%
% of FP17s Relating to Free Repair or Replacements	0	265	0.0%	0.7%	0.8%	0.8%
% of FP17s Relating to Continuations	3	265	1.1%	0.9%	1.1%	1.1%
% of Patients satisfied with the dentistry they have received	0	0	N/A	91.1%	91.6%	91.5%
% of Patients satisfied with the time they had to wait for an appointment	0	0	N/A	86.8%	88.3%	87.9%

* This is based on patients treated on this contract for their most recent course of treatment. Figures in italics indicate the base number of FP17s or Patient Questionnaire responses are less than 100. N/A is shown where the base number of responses is less than 10 during the period. % is calculated as Quantity/Base number*100

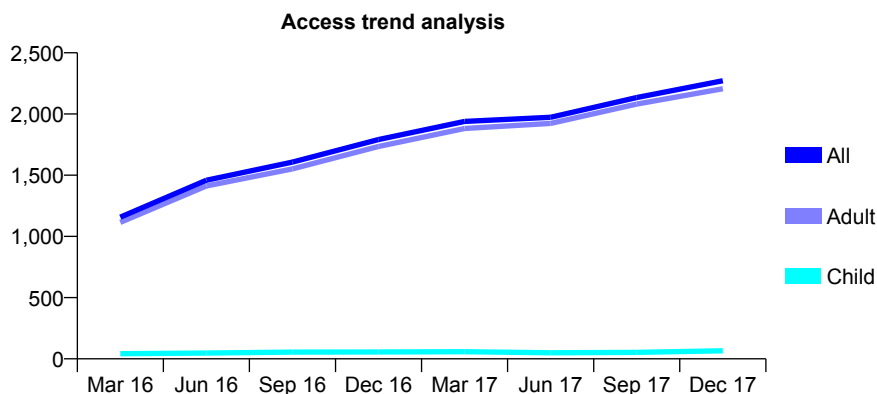
Q58 - Vital Signs At a Glance Contract Report for 825727/0002 - December 2017

Name or company name	MR R CHAUHAN
Contract type name	PDS Contract
Purpose of contract	General
Contract start date	01/11/2006
Contract end date	31/03/2018

17/18 Contracted general activity (UDA)	4,322
Carry forward general activity (UDA)	0
17/18 Contracted orthodontic activity (UOA)	0
Carry forward orthodontic activity (UOA)	0
Baseline contract value	£288,134.34

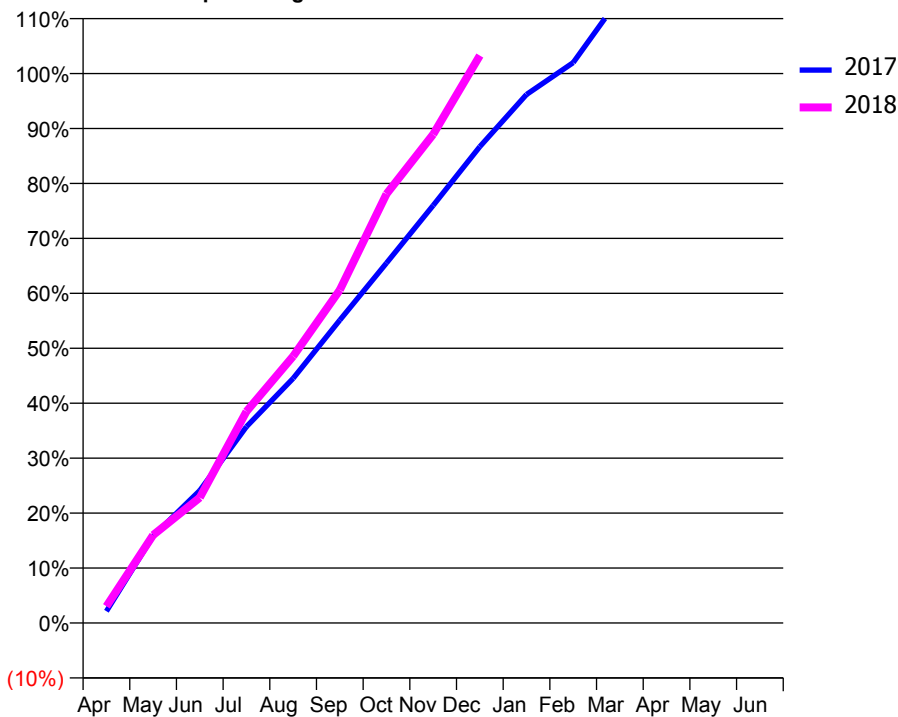
ACCESS*

Patients seen in 24 months	Total	Change since previous quarter
Quarter ending December 2016	1,791	
Quarter ending March 2017	1,940	↑
Quarter ending June 2017	1,973	→
Quarter ending September 2017	2,134	↑
Quarter ending December 2017	2,272	↑
Variance since December 2016	26.9%	↑



ACTIVITY

Cumulative percentage of contracted UDA delivered 2017 & 2018



Month	Adjusted Scheduled Activity (UDA)	
	2017	2018
April	111	132
May	819	692
June	1,248	986
July	1,849	1,664
August	2,304	2,098
September	2,853	2,619
October	3,390	3,375
November	3,933	3,843
December	4,486	4,463
January	4,978	
February	5,277	
March	5,887	
April	6,079	
May	6,067	
June	6,067	

QUALITY

	Quantity	Base Number	Contract	AT	Region	England
% of FP17s for the same patient ID Re-attending within 3 months - Children	0	61	0.0%	11.0%	11.8%	12.0%
% of FP17s for the same patient ID Re-attending within 3 months - Adults	26	1,515	1.7%	14.5%	15.3%	15.9%
% of FP17s for the same patient ID Re-attending between 3 & 9 months - Children	0	61	0.0%	56.7%	59.1%	58.0%
% of FP17s for the same patient ID Re-attending between 3 & 9 months - Adults	19	1,515	1.3%	48.2%	51.5%	50.5%
% of FP17s for Band 1 Urgent Courses	0	1,509	0.0%	8.6%	8.0%	9.0%
% of FP17s Relating to Free Repair or Replacements	0	1,509	0.0%	0.7%	0.8%	0.8%
% of FP17s Relating to Continuations	0	1,509	0.0%	0.9%	1.1%	1.1%
% of Patients satisfied with the dentistry they have received	2	2	N/A	91.1%	91.6%	91.5%
% of Patients satisfied with the time they had to wait for an appointment	2	2	N/A	86.8%	88.3%	87.9%

* This is based on patients treated on this contract for their most recent course of treatment. Figures in italics indicate the base number of FP17s or Patient Questionnaire responses are less than 100. N/A is shown where the base number of responses is less than 10 during the period. % is calculated as Quantity/Base number*100

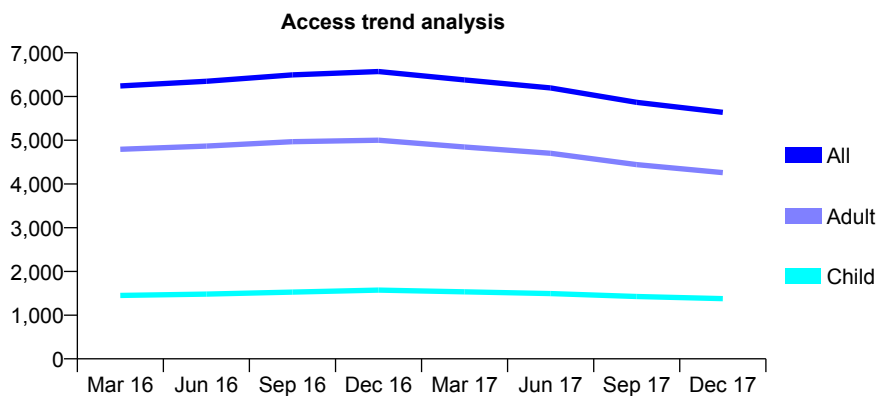
Q58 - Vital Signs At a Glance Contract Report for 826499/0001 - December 2017

Name or company name	Letchworth Dental Surgery
Contract type name	GDS Contract
Purpose of contract	General
Contract start date	01/04/2006
Contract end date	

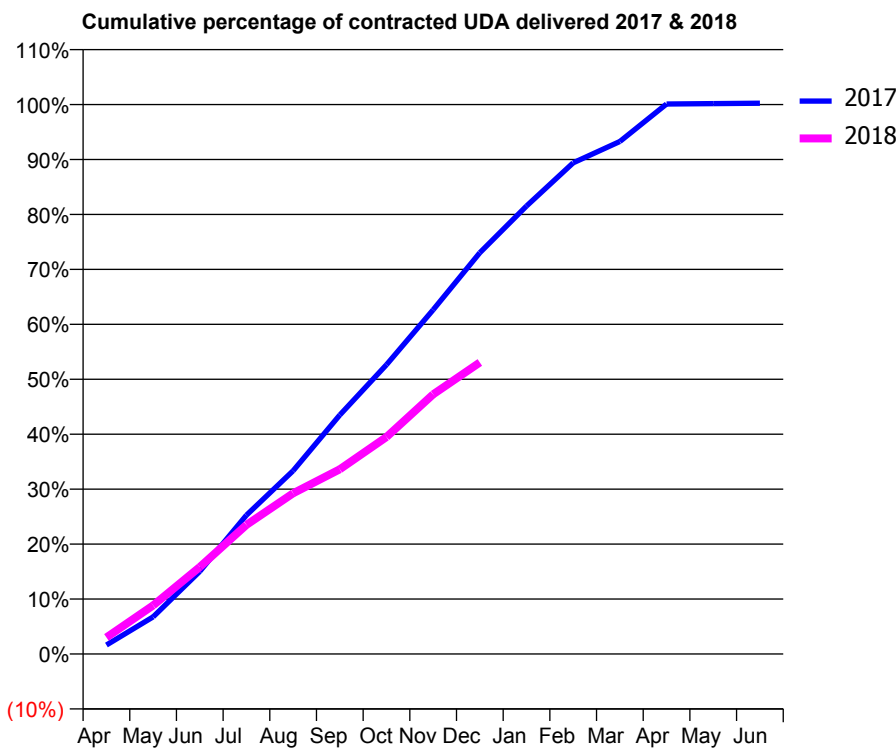
17/18 Contracted general activity (UDA)	18,006
Carry forward general activity (UDA)	-43
17/18 Contracted orthodontic activity (UOA)	0
Carry forward orthodontic activity (UOA)	0
Baseline contract value	£469,635.05

ACCESS*

Patients seen in 24 months	Total	Change since previous quarter
Quarter ending December 2016	6,572	
Quarter ending March 2017	6,378	↓
Quarter ending June 2017	6,195	↓
Quarter ending September 2017	5,866	↓
Quarter ending December 2017	5,637	↓
Variance since December 2016	(14.2%)	↓



ACTIVITY



Month	Adjusted Scheduled Activity (UDA)	
	2017	2018
April	294	545
May	1,215	1,595
June	2,708	2,851
July	4,552	4,233
August	6,004	5,268
September	7,834	6,054
October	9,478	7,113
November	11,278	8,509
December	13,151	9,552
January	14,678	
February	16,095	
March	16,795	
April	18,021	
May	18,037	
June	18,048	

QUALITY

	Quantity	Base Number	Contract	AT	Region	England
% of FP17s for the same patient ID Re-attending within 3 months - Children	66	1,005	6.6%	11.0%	11.8%	12.0%
% of FP17s for the same patient ID Re-attending within 3 months - Adults	368	3,045	12.1%	14.5%	15.3%	15.9%
% of FP17s for the same patient ID Re-attending between 3 & 9 months - Children	422	1,005	42.0%	56.7%	59.1%	58.0%
% of FP17s for the same patient ID Re-attending between 3 & 9 months - Adults	1,495	3,045	49.1%	48.2%	51.5%	50.5%
% of FP17s for Band 1 Urgent Courses	317	3,518	9.0%	8.6%	8.0%	9.0%
% of FP17s Relating to Free Repair or Replacements	51	3,518	1.4%	0.7%	0.8%	0.8%
% of FP17s Relating to Continuations	30	3,518	0.9%	0.9%	1.1%	1.1%
% of Patients satisfied with the dentistry they have received	4	5	N/A	91.1%	91.6%	91.5%
% of Patients satisfied with the time they had to wait for an appointment	4	5	N/A	86.8%	88.3%	87.9%

* This is based on patients treated on this contract for their most recent course of treatment. Figures in italics indicate the base number of FP17s or Patient Questionnaire responses are less than 100. N/A is shown where the base number of responses is less than 10 during the period. % is calculated as Quantity/Base number*100

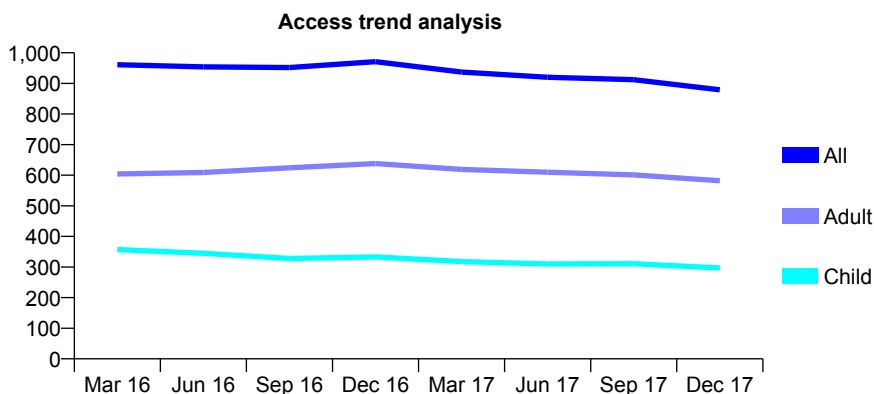
Q58 - Vital Signs At a Glance Contract Report for 829129/0001 - December 2017

Name or company name	MR SC MICHAELS
Contract type name	GDS Contract
Purpose of contract	General
Contract start date	01/04/2006
Contract end date	

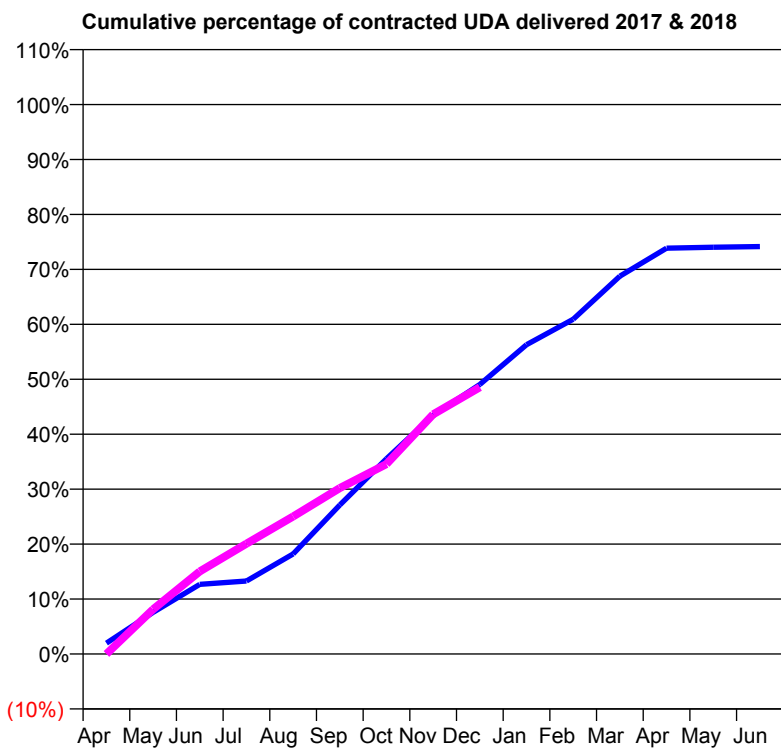
17/18 Contracted general activity (UDA)	2,486
Carry forward general activity (UDA)	0
17/18 Contracted orthodontic activity (UOA)	0
Carry forward orthodontic activity (UOA)	0
Baseline contract value	£60,777.88

ACCESS*

Patients seen in 24 months	Total	Change since previous quarter
Quarter ending December 2016	971	
Quarter ending March 2017	937	↓
Quarter ending June 2017	920	↓
Quarter ending September 2017	912	→
Quarter ending December 2017	879	↓
Variance since December 2016	(9.5%)	↓



ACTIVITY



Adjusted Scheduled Activity (UDA)		
Month	2017	2018
April	49	0
May	188	202
June	315	374
July	330	499
August	453	622
September	674	751
October	884	859
November	1,080	1,084
December	1,220	1,207
January	1,399	
February	1,515	
March	1,709	
April	1,836	
May	1,840	
June	1,843	

QUALITY

	Quantity	Base Number	Contract	AT	Region	England
% of FP17s for the same patient ID Re-attending within 3 months - Children	9	339	2.7%	11.0%	11.8%	12.0%
% of FP17s for the same patient ID Re-attending within 3 months - Adults	24	547	4.4%	14.5%	15.3%	15.9%
% of FP17s for the same patient ID Re-attending between 3 & 9 months - Children	246	339	72.6%	56.7%	59.1%	58.0%
% of FP17s for the same patient ID Re-attending between 3 & 9 months - Adults	383	547	70.0%	48.2%	51.5%	50.5%
% of FP17s for Band 1 Urgent Courses	34	819	4.2%	8.6%	8.0%	9.0%
% of FP17s Relating to Free Repair or Replacements	4	819	0.5%	0.7%	0.8%	0.8%
% of FP17s Relating to Continuations	0	819	0.0%	0.9%	1.1%	1.1%
% of Patients satisfied with the dentistry they have received	0	0	N/A	91.1%	91.6%	91.5%
% of Patients satisfied with the time they had to wait for an appointment	0	0	N/A	86.8%	88.3%	87.9%

* This is based on patients treated on this contract for their most recent course of treatment. Figures in italics indicate the base number of FP17s or Patient Questionnaire responses are less than 100. N/A is shown where the base number of responses is less than 10 during the period. % is calculated as Quantity/Base number*100

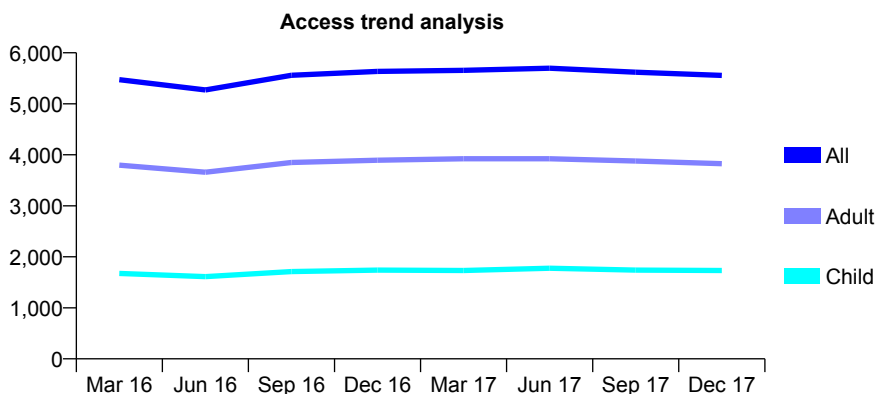
Q58 - Vital Signs At a Glance Contract Report for 835196/0001 - December 2017

Name or company name	MISS SR MUSTAFA
Contract type name	GDS Contract
Purpose of contract	General
Contract start date	01/04/2006
Contract end date	

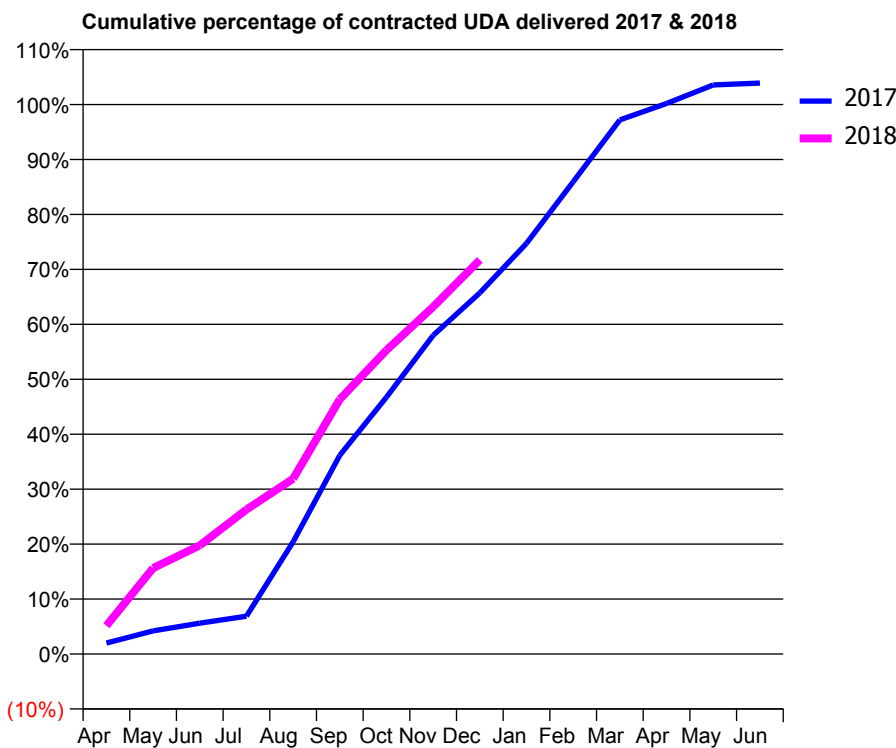
17/18 Contracted general activity (UDA)	11,319
Carry forward general activity (UDA)	-226
17/18 Contracted orthodontic activity (UOA)	0
Carry forward orthodontic activity (UOA)	0
Baseline contract value	£314,446.11

ACCESS*

Patients seen in 24 months	Total	Change since previous quarter
Quarter ending December 2016	5,634	
Quarter ending March 2017	5,655	→
Quarter ending June 2017	5,699	→
Quarter ending September 2017	5,619	↓
Quarter ending December 2017	5,558	↓
Variance since December 2016	(1.3%)	↓



ACTIVITY



Month	Adjusted Scheduled Activity (UDA)	
	2017	2018
April	226	583
May	476	1,772
June	636	2,238
July	779	2,976
August	2,312	3,610
September	4,094	5,246
October	5,291	6,259
November	6,563	7,153
December	7,439	8,119
January	8,460	
February	9,727	
March	11,002	
April	11,341	
May	11,721	
June	11,759	

QUALITY

	Quantity	Base Number	Contract	AT	Region	England
% of FP17s for the same patient ID Re-attending within 3 months - Children	68	1,490	4.6%	11.0%	11.8%	12.0%
% of FP17s for the same patient ID Re-attending within 3 months - Adults	470	3,286	14.3%	14.5%	15.3%	15.9%
% of FP17s for the same patient ID Re-attending between 3 & 9 months - Children	618	1,490	41.5%	56.7%	59.1%	58.0%
% of FP17s for the same patient ID Re-attending between 3 & 9 months - Adults	1,371	3,286	41.7%	48.2%	51.5%	50.5%
% of FP17s for Band 1 Urgent Courses	469	4,397	10.7%	8.6%	8.0%	9.0%
% of FP17s Relating to Free Repair or Replacements	16	4,397	0.4%	0.7%	0.8%	0.8%
% of FP17s Relating to Continuations	17	4,397	0.4%	0.9%	1.1%	1.1%
% of Patients satisfied with the dentistry they have received	2	2	N/A	91.1%	91.6%	91.5%
% of Patients satisfied with the time they had to wait for an appointment	2	2	N/A	86.8%	88.3%	87.9%

* This is based on patients treated on this contract for their most recent course of treatment. Figures in italics indicate the base number of FP17s or Patient Questionnaire responses are less than 100. N/A is shown where the base number of responses is less than 10 during the period. % is calculated as Quantity/Base number*100

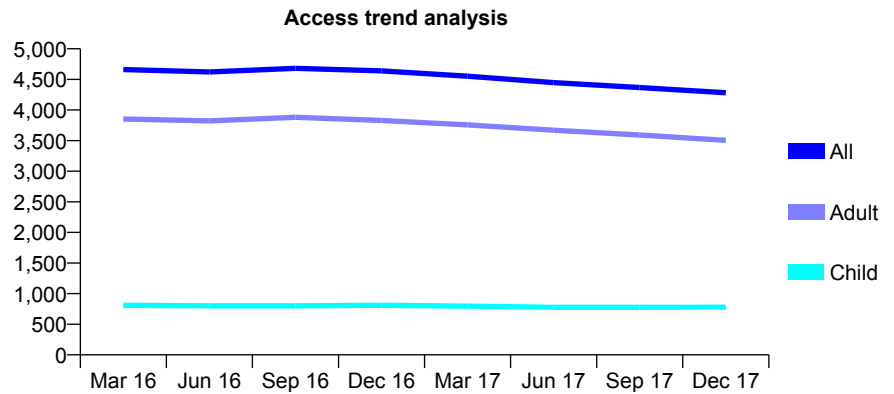
Q58 - Vital Signs At a Glance Contract Report for 836346/0001 - December 2017

Name or company name	Mr A. & N. Badiani
Contract type name	GDS Contract
Purpose of contract	General
Contract start date	01/04/2006
Contract end date	

17/18 Contracted general activity (UDA)	10,000
Carry forward general activity (UDA)	329
17/18 Contracted orthodontic activity (UOA)	0
Carry forward orthodontic activity (UOA)	0
Baseline contract value	£230,202.80

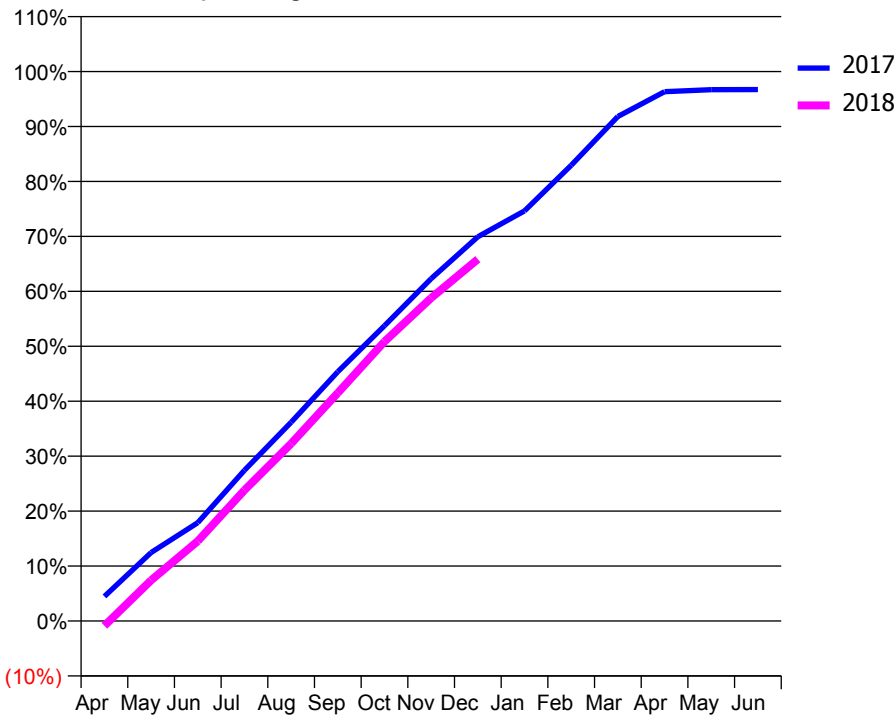
ACCESS*

Patients seen in 24 months	Total	Change since previous quarter
Quarter ending December 2016	4,639	
Quarter ending March 2017	4,553	↓
Quarter ending June 2017	4,447	↓
Quarter ending September 2017	4,368	↓
Quarter ending December 2017	4,282	↓
Variance since December 2016	(7.7%)	↓



ACTIVITY

Cumulative percentage of contracted UDA delivered 2017 & 2018



Month	Adjusted Scheduled Activity (UDA)	
	2017	2018
April	447	-88
May	1,245	740
June	1,790	1,456
July	2,742	2,381
August	3,616	3,228
September	4,537	4,152
October	5,374	5,085
November	6,230	5,878
December	6,992	6,585
January	7,464	
February	8,292	
March	9,181	
April	9,632	
May	9,669	
June	9,672	

QUALITY

	Quantity	Base Number	Contract	AT	Region	England
% of FP17s for the same patient ID Re-attending within 3 months - Children	36	798	4.5%	11.0%	11.8%	12.0%
% of FP17s for the same patient ID Re-attending within 3 months - Adults	492	3,682	13.4%	14.5%	15.3%	15.9%
% of FP17s for the same patient ID Re-attending between 3 & 9 months - Children	465	798	58.3%	56.7%	59.1%	58.0%
% of FP17s for the same patient ID Re-attending between 3 & 9 months - Adults	1,829	3,682	49.7%	48.2%	51.5%	50.5%
% of FP17s for Band 1 Urgent Courses	619	4,226	14.6%	8.6%	8.0%	9.0%
% of FP17s Relating to Free Repair or Replacements	10	4,226	0.2%	0.7%	0.8%	0.8%
% of FP17s Relating to Continuations	4	4,226	0.1%	0.9%	1.1%	1.1%
% of Patients satisfied with the dentistry they have received	11	11	100.0%	91.1%	91.6%	91.5%
% of Patients satisfied with the time they had to wait for an appointment	11	11	100.0%	86.8%	88.3%	87.9%

* This is based on patients treated on this contract for their most recent course of treatment. Figures in italics indicate the base number of FP17s or Patient Questionnaire responses are less than 100. N/A is shown where the base number of responses is less than 10 during the period. % is calculated as Quantity/Base number*100

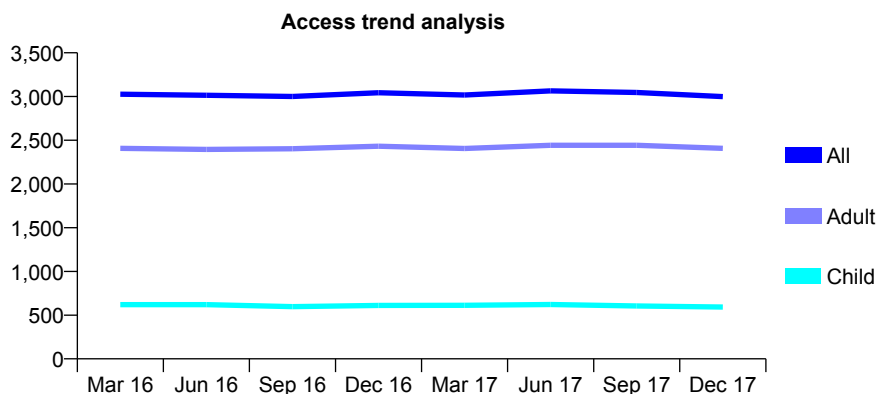
Q58 - Vital Signs At a Glance Contract Report for 846635/0002 - December 2017

Name or company name	MR D GHAMARI SAIR
Contract type name	GDS Contract
Purpose of contract	General
Contract start date	01/08/2011
Contract end date	

17/18 Contracted general activity (UDA)	8,217
Carry forward general activity (UDA)	-73
17/18 Contracted orthodontic activity (UOA)	0
Carry forward orthodontic activity (UOA)	0
Baseline contract value	£265,083.55

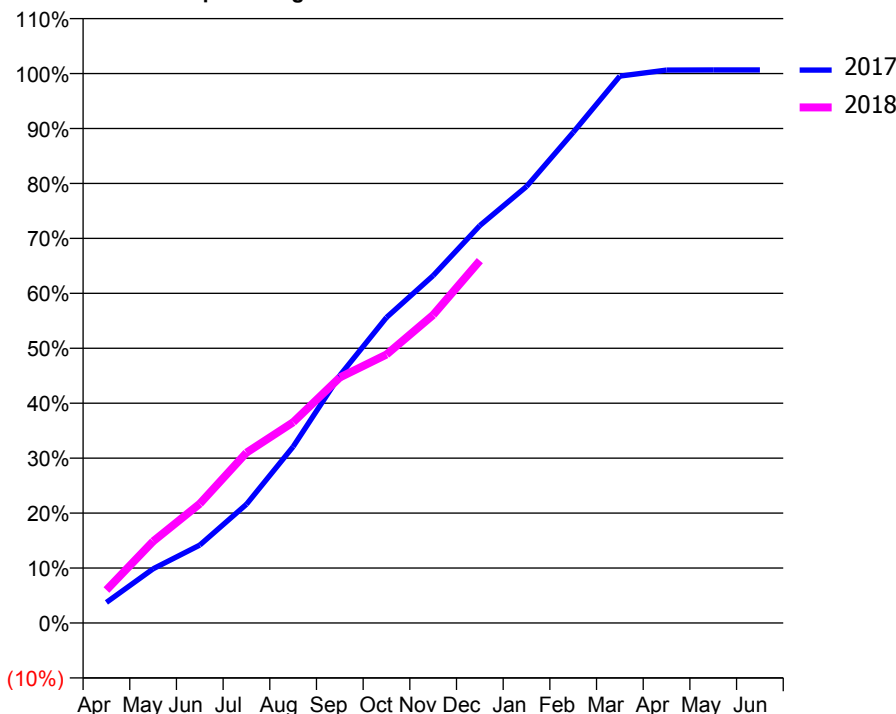
ACCESS*

Patients seen in 24 months	Total	Change since previous quarter
Quarter ending December 2016	3,043	
Quarter ending March 2017	3,018	→
Quarter ending June 2017	3,065	→
Quarter ending September 2017	3,047	→
Quarter ending December 2017	2,999	↓
Variance since December 2016	(1.4%)	↓



ACTIVITY

Cumulative percentage of contracted UDA delivered 2017 & 2018



Month	Adjusted Scheduled Activity (UDA)	
	2017	2018
April	307	493
May	811	1,221
June	1,166	1,785
July	1,776	2,548
August	2,637	3,001
September	3,702	3,672
October	4,569	4,014
November	5,196	4,607
December	5,942	5,418
January	6,527	
February	7,336	
March	8,178	
April	8,268	
May	8,269	
June	8,269	

QUALITY

	Quantity	Base Number	Contract	AT	Region	England
% of FP17s for the same patient ID Re-attending within 3 months - Children	60	651	9.2%	11.0%	11.8%	12.0%
% of FP17s for the same patient ID Re-attending within 3 months - Adults	337	2,131	15.8%	14.5%	15.3%	15.9%
% of FP17s for the same patient ID Re-attending between 3 & 9 months - Children	351	651	53.9%	56.7%	59.1%	58.0%
% of FP17s for the same patient ID Re-attending between 3 & 9 months - Adults	915	2,131	42.9%	48.2%	51.5%	50.5%
% of FP17s for Band 1 Urgent Courses	428	2,742	15.6%	8.6%	8.0%	9.0%
% of FP17s Relating to Free Repair or Replacements	9	2,742	0.3%	0.7%	0.8%	0.8%
% of FP17s Relating to Continuations	11	2,742	0.4%	0.9%	1.1%	1.1%
% of Patients satisfied with the dentistry they have received	2	2	N/A	91.1%	91.6%	91.5%
% of Patients satisfied with the time they had to wait for an appointment	2	2	N/A	86.8%	88.3%	87.9%

* This is based on patients treated on this contract for their most recent course of treatment. Figures in italics indicate the base number of FP17s or Patient Questionnaire responses are less than 100. N/A is shown where the base number of responses is less than 10 during the period. % is calculated as Quantity/Base number*100

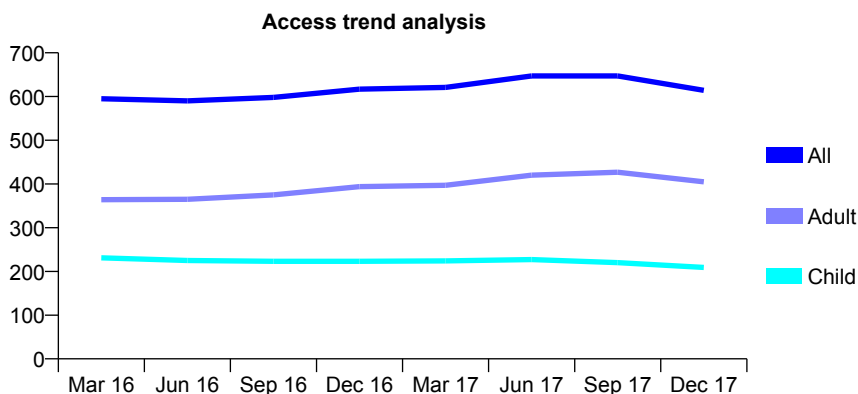
Q58 - Vital Signs At a Glance Contract Report for 852872/0001 - December 2017

Name or company name	MR RK VARMA
Contract type name	GDS Contract
Purpose of contract	General
Contract start date	01/04/2006
Contract end date	

17/18 Contracted general activity (UDA)	1,916
Carry forward general activity (UDA)	0
17/18 Contracted orthodontic activity (UOA)	0
Carry forward orthodontic activity (UOA)	0
Baseline contract value	£44,749.76

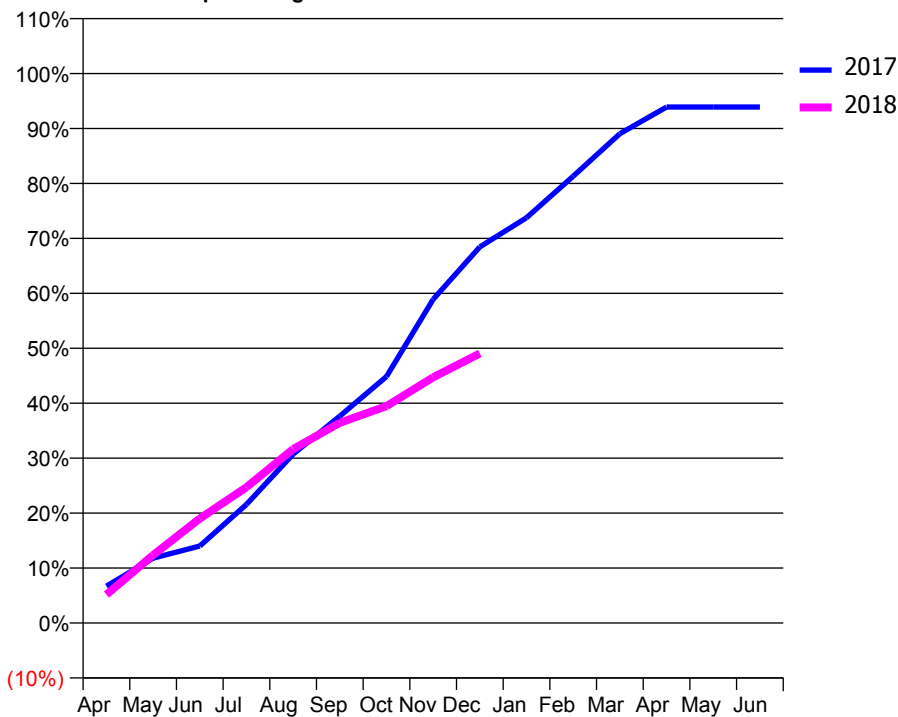
ACCESS*

Patients seen in 24 months	Total	Change since previous quarter
Quarter ending December 2016	617	
Quarter ending March 2017	621	→
Quarter ending June 2017	647	↑
Quarter ending September 2017	647	→
Quarter ending December 2017	614	↓
Variance since December 2016	(0.5%)	→



ACTIVITY

Cumulative percentage of contracted UDA delivered 2017 & 2018



Month	Adjusted Scheduled Activity (UDA)	
	2017	2018
April	128	99
May	226	237
June	268	364
July	414	474
August	589	606
September	722	698
October	859	756
November	1,129	857
December	1,311	940
January	1,413	
February	1,558	
March	1,706	
April	1,799	
May	1,799	
June	1,799	

QUALITY

	Quantity	Base Number	Contract	AT	Region	England
% of FP17s for the same patient ID Re-attending within 3 months - Children	18	266	6.8%	11.0%	11.8%	12.0%
% of FP17s for the same patient ID Re-attending within 3 months - Adults	43	410	10.5%	14.5%	15.3%	15.9%
% of FP17s for the same patient ID Re-attending between 3 & 9 months - Children	180	266	67.7%	56.7%	59.1%	58.0%
% of FP17s for the same patient ID Re-attending between 3 & 9 months - Adults	264	410	64.4%	48.2%	51.5%	50.5%
% of FP17s for Band 1 Urgent Courses	35	643	5.4%	8.6%	8.0%	9.0%
% of FP17s Relating to Free Repair or Replacements	0	643	0.0%	0.7%	0.8%	0.8%
% of FP17s Relating to Continuations	2	643	0.3%	0.9%	1.1%	1.1%
% of Patients satisfied with the dentistry they have received	2	2	N/A	91.1%	91.6%	91.5%
% of Patients satisfied with the time they had to wait for an appointment	2	2	N/A	86.8%	88.3%	87.9%

* This is based on patients treated on this contract for their most recent course of treatment. Figures in italics indicate the base number of FP17s or Patient Questionnaire responses are less than 100. N/A is shown where the base number of responses is less than 10 during the period. % is calculated as Quantity/Base number*100

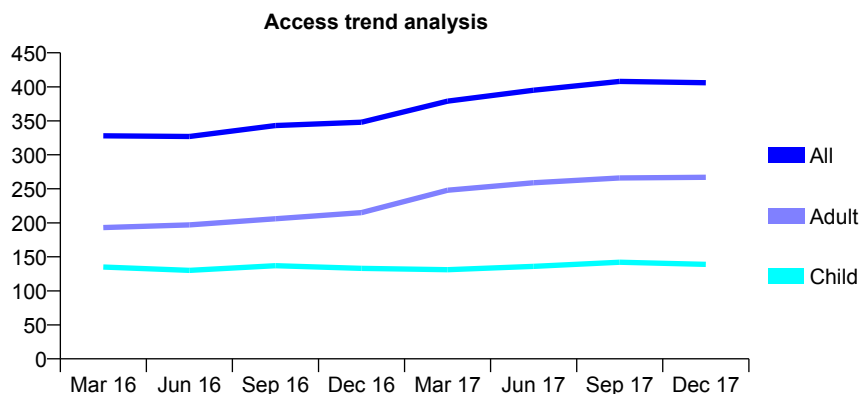
Q58 - Vital Signs At a Glance Contract Report for 854336/0001 - December 2017

Name or company name	MRS N WATERFALL
Contract type name	GDS Contract
Purpose of contract	General
Contract start date	01/06/2012
Contract end date	

17/18 Contracted general activity (UDA)	936
Carry forward general activity (UDA)	17
17/18 Contracted orthodontic activity (UOA)	0
Carry forward orthodontic activity (UOA)	0
Baseline contract value	£25,199.61

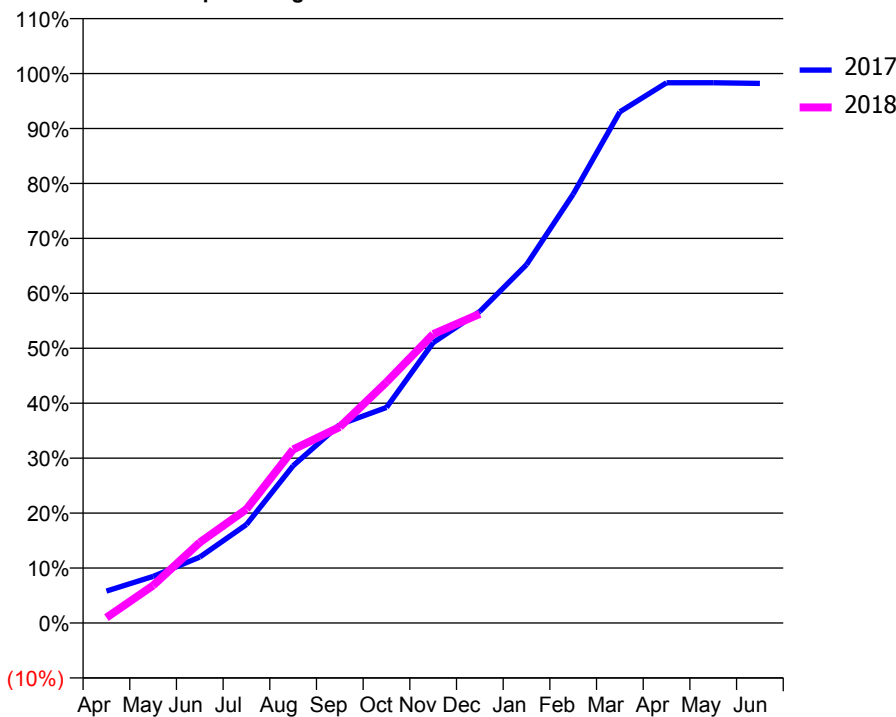
ACCESS*

Patients seen in 24 months	Total	Change since previous quarter
Quarter ending December 2016	348	
Quarter ending March 2017	379	↑
Quarter ending June 2017	395	↑
Quarter ending September 2017	408	↑
Quarter ending December 2017	406	→
Variance since December 2016	16.7%	↑



ACTIVITY

Cumulative percentage of contracted UDA delivered 2017 & 2018



Month	Adjusted Scheduled Activity (UDA)	
	2017	2018
April	54	9
May	79	64
June	112	137
July	168	194
August	268	296
September	338	334
October	367	410
November	478	492
December	531	527
January	610	
February	731	
March	871	
April	920	
May	920	
June	919	

QUALITY

	Quantity	Base Number	Contract	AT	Region	England
% of FP17s for the same patient ID Re-attending within 3 months - Children	10	152	6.6%	11.0%	11.8%	12.0%
% of FP17s for the same patient ID Re-attending within 3 months - Adults	27	215	12.6%	14.5%	15.3%	15.9%
% of FP17s for the same patient ID Re-attending between 3 & 9 months - Children	105	152	69.1%	56.7%	59.1%	58.0%
% of FP17s for the same patient ID Re-attending between 3 & 9 months - Adults	122	215	56.7%	48.2%	51.5%	50.5%
% of FP17s for Band 1 Urgent Courses	24	336	7.1%	8.6%	8.0%	9.0%
% of FP17s Relating to Free Repair or Replacements	1	336	0.3%	0.7%	0.8%	0.8%
% of FP17s Relating to Continuations	0	336	0.0%	0.9%	1.1%	1.1%
% of Patients satisfied with the dentistry they have received	0	0	N/A	91.1%	91.6%	91.5%
% of Patients satisfied with the time they had to wait for an appointment	0	0	N/A	86.8%	88.3%	87.9%

* This is based on patients treated on this contract for their most recent course of treatment. Figures in italics indicate the base number of FP17s or Patient Questionnaire responses are less than 100. N/A is shown where the base number of responses is less than 10 during the period. % is calculated as Quantity/Base number*100

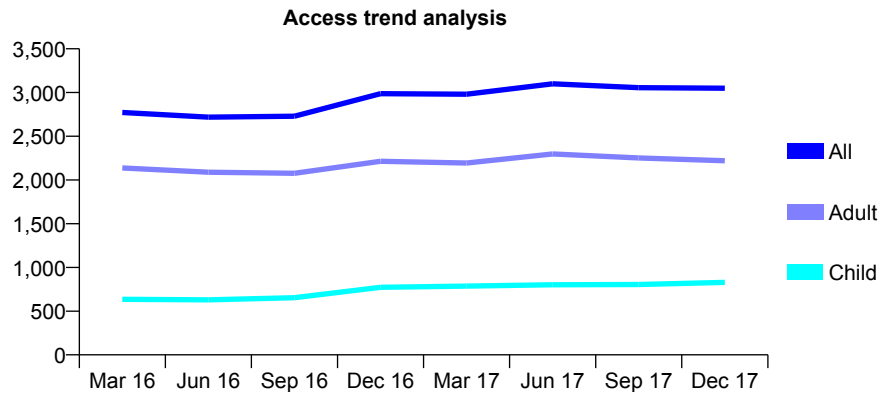
Q58 - Vital Signs At a Glance Contract Report for 856177/0001 - December 2017

Name or company name	MR PK BANERJEE
Contract type name	GDS Contract
Purpose of contract	General
Contract start date	01/06/2012
Contract end date	

17/18 Contracted general activity (UDA)	8,446
Carry forward general activity (UDA)	-111
17/18 Contracted orthodontic activity (UOA)	0
Carry forward orthodontic activity (UOA)	0
Baseline contract value	£179,115.45

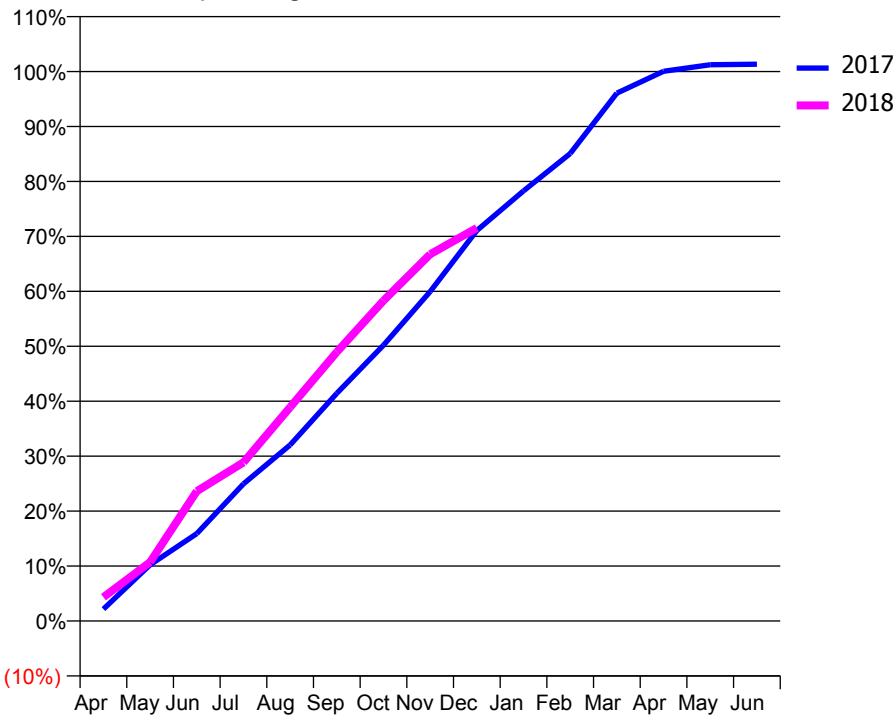
ACCESS*

Patients seen in 24 months	Total	Change since previous quarter
Quarter ending December 2016	2,987	
Quarter ending March 2017	2,980	→
Quarter ending June 2017	3,100	↑
Quarter ending September 2017	3,056	↓
Quarter ending December 2017	3,049	→
Variance since December 2016	2.1%	↑



ACTIVITY

Cumulative percentage of contracted UDA delivered 2017 & 2018



Month	Adjusted Scheduled Activity (UDA)	
	2017	2018
April	184	366
May	863	904
June	1,344	1,995
July	2,108	2,437
August	2,706	3,286
September	3,500	4,136
October	4,240	4,924
November	5,064	5,638
December	6,002	6,040
January	6,610	
February	7,184	
March	8,113	
April	8,449	
May	8,549	
June	8,557	

QUALITY

	Quantity	Base Number	Contract	AT	Region	England
% of FP17s for the same patient ID Re-attending within 3 months - Children	40	804	5.0%	11.0%	11.8%	12.0%
% of FP17s for the same patient ID Re-attending within 3 months - Adults	294	2,022	14.5%	14.5%	15.3%	15.9%
% of FP17s for the same patient ID Re-attending between 3 & 9 months - Children	251	804	31.2%	56.7%	59.1%	58.0%
% of FP17s for the same patient ID Re-attending between 3 & 9 months - Adults	591	2,022	29.2%	48.2%	51.5%	50.5%
% of FP17s for Band 1 Urgent Courses	263	2,640	10.0%	8.6%	8.0%	9.0%
% of FP17s Relating to Free Repair or Replacements	21	2,640	0.8%	0.7%	0.8%	0.8%
% of FP17s Relating to Continuations	39	2,640	1.5%	0.9%	1.1%	1.1%
% of Patients satisfied with the dentistry they have received	4	6	N/A	91.1%	91.6%	91.5%
% of Patients satisfied with the time they had to wait for an appointment	4	6	N/A	86.8%	88.3%	87.9%

* This is based on patients treated on this contract for their most recent course of treatment. Figures in italics indicate the base number of FP17s or Patient Questionnaire responses are less than 100. N/A is shown where the base number of responses is less than 10 during the period. % is calculated as Quantity/Base number*100

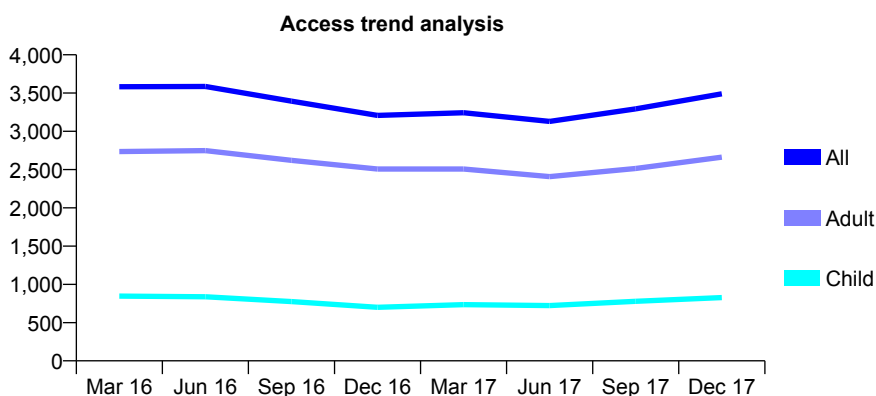
Q58 - Vital Signs At a Glance Contract Report for 856177/0002 - December 2017

Name or company name	MR PK BANERJEE
Contract type name	GDS Contract
Purpose of contract	General
Contract start date	01/06/2012
Contract end date	

17/18 Contracted general activity (UDA)	10,003
Carry forward general activity (UDA)	-51
17/18 Contracted orthodontic activity (UOA)	0
Carry forward orthodontic activity (UOA)	0
Baseline contract value	£219,957.06

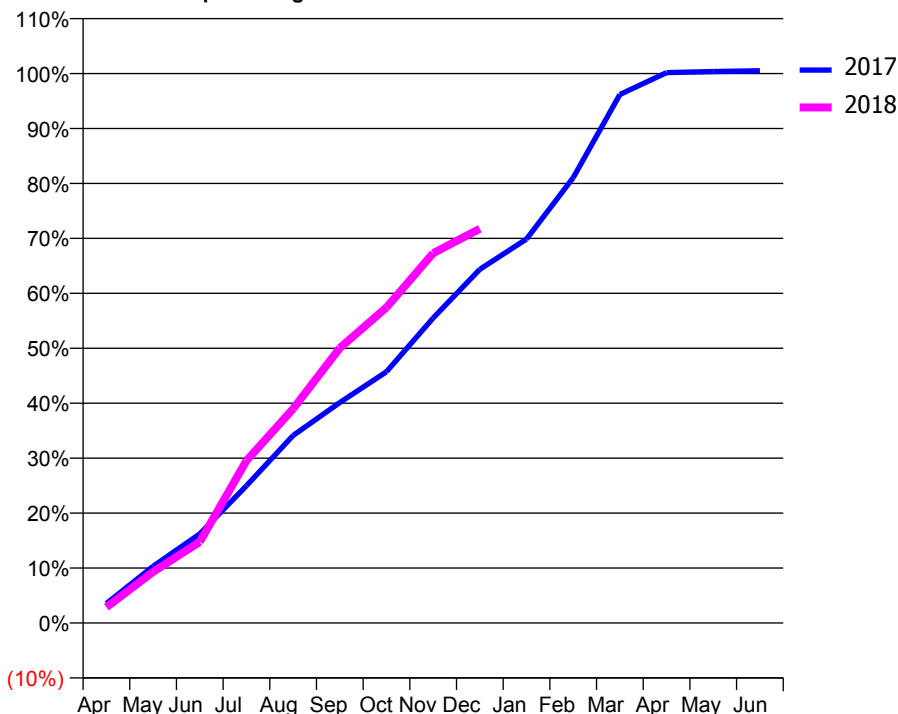
ACCESS*

Patients seen in 24 months	Total	Change since previous quarter
Quarter ending December 2016	3,207	
Quarter ending March 2017	3,243	→
Quarter ending June 2017	3,130	↓
Quarter ending September 2017	3,293	↑
Quarter ending December 2017	3,490	↑
Variance since December 2016	8.8%	↑



ACTIVITY

Cumulative percentage of contracted UDA delivered 2017 & 2018



QUALITY

	Quantity	Base Number	Contract	AT	Region	England
% of FP17s for the same patient ID Re-attending within 3 months - Children	40	778	5.1%	11.0%	11.8%	12.0%
% of FP17s for the same patient ID Re-attending within 3 months - Adults	347	2,332	14.9%	14.5%	15.3%	15.9%
% of FP17s for the same patient ID Re-attending between 3 & 9 months - Children	233	778	29.9%	56.7%	59.1%	58.0%
% of FP17s for the same patient ID Re-attending between 3 & 9 months - Adults	606	2,332	26.0%	48.2%	51.5%	50.5%
% of FP17s for Band 1 Urgent Courses	279	2,960	9.4%	8.6%	8.0%	9.0%
% of FP17s Relating to Free Repair or Replacements	28	2,960	0.9%	0.7%	0.8%	0.8%
% of FP17s Relating to Continuations	38	2,960	1.3%	0.9%	1.1%	1.1%
% of Patients satisfied with the dentistry they have received	9	10	90.0%	91.1%	91.6%	91.5%
% of Patients satisfied with the time they had to wait for an appointment	9	10	90.0%	86.8%	88.3%	87.9%

* This is based on patients treated on this contract for their most recent course of treatment. Figures in italics indicate the base number of FP17s or Patient Questionnaire responses are less than 100. N/A is shown where the base number of responses is less than 10 during the period. % is calculated as Quantity/Base number*100

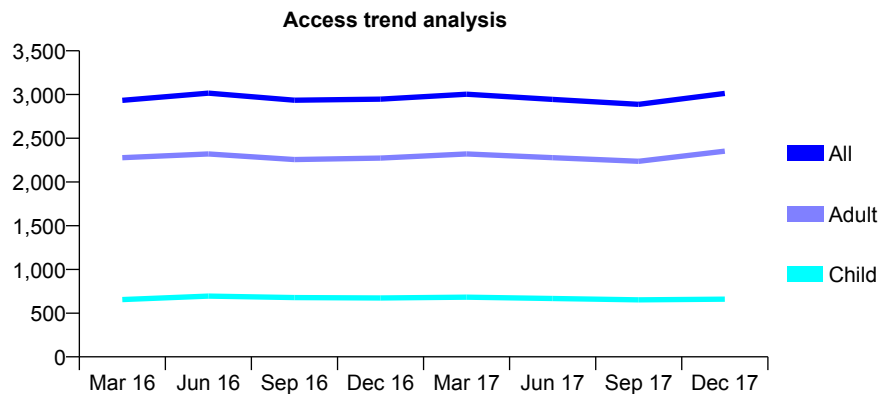
Q58 - Vital Signs At a Glance Contract Report for 857661/0001 - December 2017

Name or company name	MR L GRANHED
Contract type name	GDS Contract
Purpose of contract	General
Contract start date	01/04/2006
Contract end date	

17/18 Contracted general activity (UDA)	6,164
Carry forward general activity (UDA)	-109
17/18 Contracted orthodontic activity (UOA)	0
Carry forward orthodontic activity (UOA)	0
Baseline contract value	£156,545.28

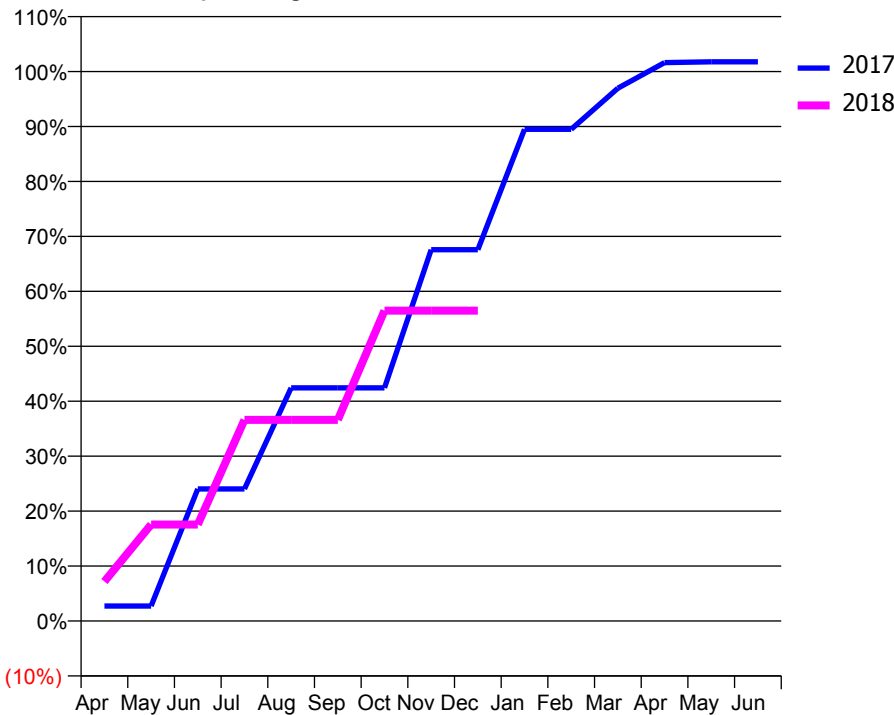
ACCESS*

Patients seen in 24 months	Total	Change since previous quarter
Quarter ending December 2016	2,947	
Quarter ending March 2017	3,003	→
Quarter ending June 2017	2,944	↓
Quarter ending September 2017	2,888	↓
Quarter ending December 2017	3,012	↑
Variance since December 2016	2.2%	↑



ACTIVITY

Cumulative percentage of contracted UDA delivered 2017 & 2018



Month	Adjusted Scheduled Activity (UDA)	
	2017	2018
April	168	444
May	168	1,082
June	1,482	1,082
July	1,482	2,257
August	2,615	2,257
September	2,615	2,257
October	2,615	3,482
November	4,164	3,482
December	4,164	3,482
January	5,516	
February	5,516	
March	5,977	
April	6,264	
May	6,273	
June	6,273	

QUALITY

	Quantity	Base Number	Contract	AT	Region	England
% of FP17s for the same patient ID Re-attending within 3 months - Children	35	663	5.3%	11.0%	11.8%	12.0%
% of FP17s for the same patient ID Re-attending within 3 months - Adults	151	2,039	7.4%	14.5%	15.3%	15.9%
% of FP17s for the same patient ID Re-attending between 3 & 9 months - Children	407	663	61.4%	56.7%	59.1%	58.0%
% of FP17s for the same patient ID Re-attending between 3 & 9 months - Adults	977	2,039	47.9%	48.2%	51.5%	50.5%
% of FP17s for Band 1 Urgent Courses	121	2,525	4.8%	8.6%	8.0%	9.0%
% of FP17s Relating to Free Repair or Replacements	5	2,525	0.2%	0.7%	0.8%	0.8%
% of FP17s Relating to Continuations	5	2,525	0.2%	0.9%	1.1%	1.1%
% of Patients satisfied with the dentistry they have received	3	3	N/A	91.1%	91.6%	91.5%
% of Patients satisfied with the time they had to wait for an appointment	3	3	N/A	86.8%	88.3%	87.9%

* This is based on patients treated on this contract for their most recent course of treatment. Figures in italics indicate the base number of FP17s or Patient Questionnaire responses are less than 100. N/A is shown where the base number of responses is less than 10 during the period. % is calculated as Quantity/Base number*100

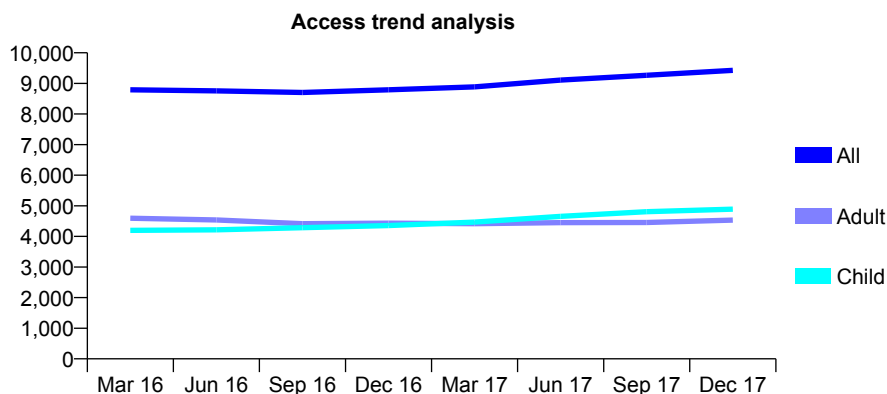
Q58 - Vital Signs At a Glance Contract Report for 859559/0001 - December 2017

Name or company name	MR S NASEEM
Contract type name	GDS Contract
Purpose of contract	General
Contract start date	01/04/2006
Contract end date	

17/18 Contracted general activity (UDA)	18,579
Carry forward general activity (UDA)	113
17/18 Contracted orthodontic activity (UOA)	0
Carry forward orthodontic activity (UOA)	0
Baseline contract value	£506,663.63

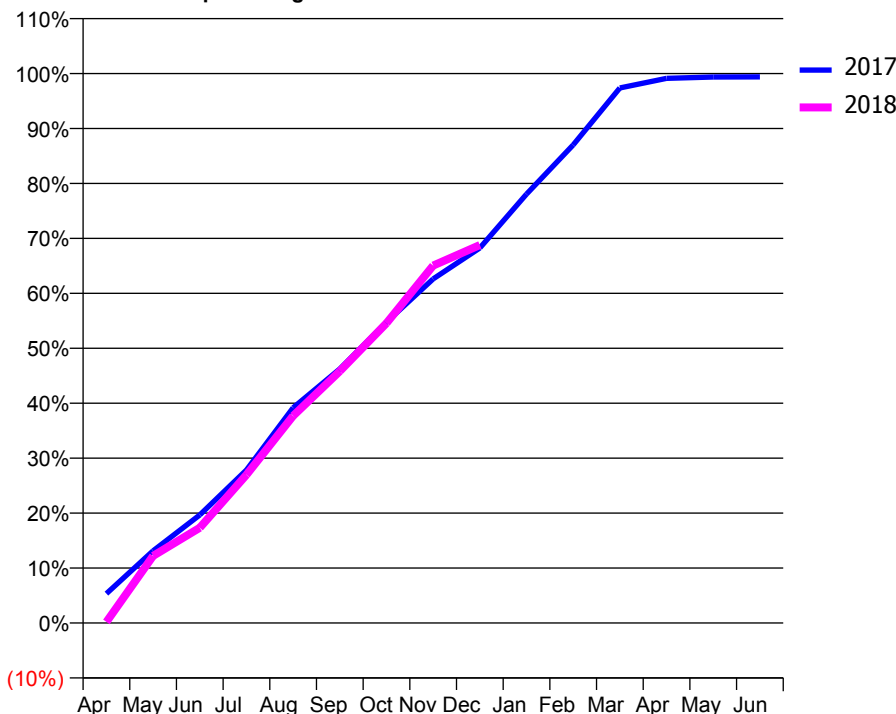
ACCESS*

Patients seen in 24 months	Total	Change since previous quarter
Quarter ending December 2016	8,789	
Quarter ending March 2017	8,886	→
Quarter ending June 2017	9,107	↑
Quarter ending September 2017	9,265	→
Quarter ending December 2017	9,426	→
Variance since December 2016	7.2%	↑



ACTIVITY

Cumulative percentage of contracted UDA delivered 2017 & 2018



Month	Adjusted Scheduled Activity (UDA)	
	2017	2018
April	993	37
May	2,443	2,270
June	3,652	3,220
July	5,175	5,010
August	7,279	7,005
September	8,592	8,514
October	10,175	10,137
November	11,636	12,084
December	12,679	12,781
January	14,502	
February	16,165	
March	18,092	
April	18,417	
May	18,460	
June	18,465	

QUALITY

	Quantity	Base Number	Contract	AT	Region	England
% of FP17s for the same patient ID Re-attending within 3 months - Children	317	5,337	5.9%	11.0%	11.8%	12.0%
% of FP17s for the same patient ID Re-attending within 3 months - Adults	334	2,831	11.8%	14.5%	15.3%	15.9%
% of FP17s for the same patient ID Re-attending between 3 & 9 months - Children	3,146	5,337	58.9%	56.7%	59.1%	58.0%
% of FP17s for the same patient ID Re-attending between 3 & 9 months - Adults	1,130	2,831	39.9%	48.2%	51.5%	50.5%
% of FP17s for Band 1 Urgent Courses	631	7,937	8.0%	8.6%	8.0%	9.0%
% of FP17s Relating to Free Repair or Replacements	1	7,937	0.0%	0.7%	0.8%	0.8%
% of FP17s Relating to Continuations	2	7,937	0.0%	0.9%	1.1%	1.1%
% of Patients satisfied with the dentistry they have received	1	1	N/A	91.1%	91.6%	91.5%
% of Patients satisfied with the time they had to wait for an appointment	1	1	N/A	86.8%	88.3%	87.9%

* This is based on patients treated on this contract for their most recent course of treatment. Figures in italics indicate the base number of FP17s or Patient Questionnaire responses are less than 100. N/A is shown where the base number of responses is less than 10 during the period. % is calculated as Quantity/Base number*100

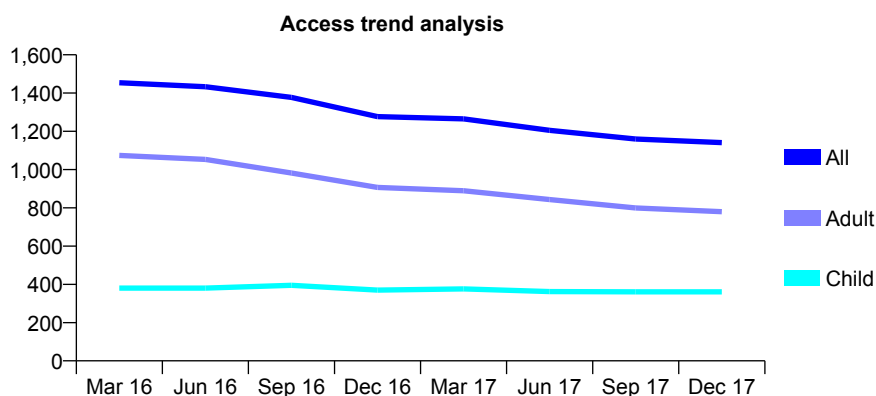
Q58 - Vital Signs At a Glance Contract Report for 860328/0001 - December 2017

Name or company name	MR A VORA
Contract type name	GDS Contract
Purpose of contract	General
Contract start date	08/09/2011
Contract end date	

17/18 Contracted general activity (UDA)	3,330
Carry forward general activity (UDA)	80
17/18 Contracted orthodontic activity (UOA)	0
Carry forward orthodontic activity (UOA)	0
Baseline contract value	£96,196.51

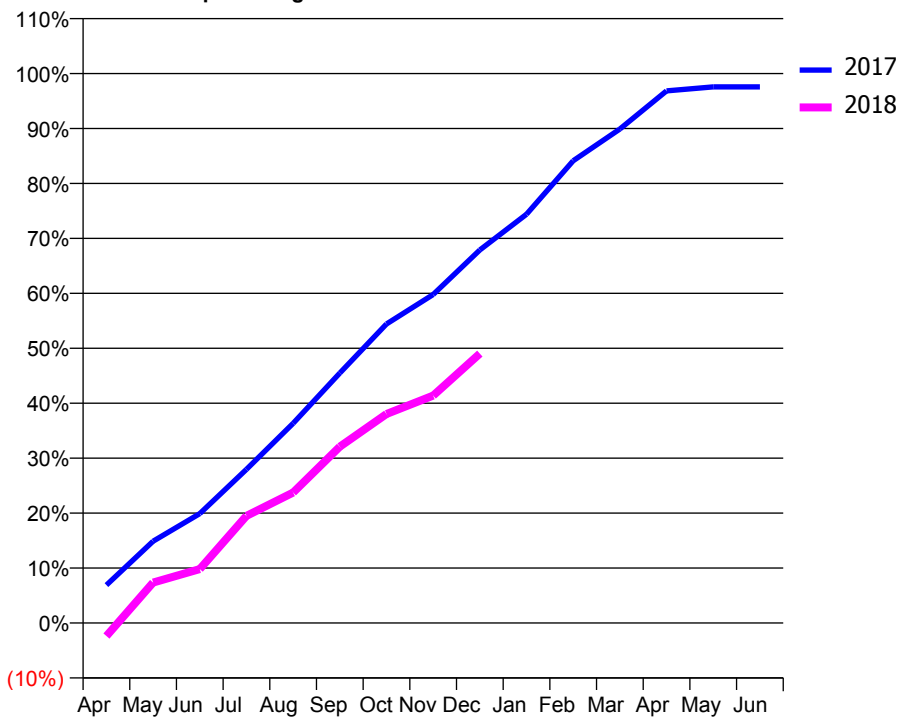
ACCESS*

Patients seen in 24 months	Total	Change since previous quarter
Quarter ending December 2016	1,277	
Quarter ending March 2017	1,265	→
Quarter ending June 2017	1,205	↓
Quarter ending September 2017	1,160	↓
Quarter ending December 2017	1,141	↓
Variance since December 2016	(10.6%)	↓



ACTIVITY

Cumulative percentage of contracted UDA delivered 2017 & 2018



Month	Adjusted Scheduled Activity (UDA)	
	2017	2018
April	230	-80
May	496	245
June	663	327
July	931	650
August	1,210	791
September	1,515	1,069
October	1,812	1,267
November	1,990	1,378
December	2,261	1,633
January	2,477	
February	2,801	
March	2,993	
April	3,225	
May	3,249	
June	3,249	

QUALITY

	Quantity	Base Number	Contract	AT	Region	England
% of FP17s for the same patient ID Re-attending within 3 months - Children	10	281	3.6%	11.0%	11.8%	12.0%
% of FP17s for the same patient ID Re-attending within 3 months - Adults	64	604	10.6%	14.5%	15.3%	15.9%
% of FP17s for the same patient ID Re-attending between 3 & 9 months - Children	131	281	46.6%	56.7%	59.1%	58.0%
% of FP17s for the same patient ID Re-attending between 3 & 9 months - Adults	230	604	38.1%	48.2%	51.5%	50.5%
% of FP17s for Band 1 Urgent Courses	80	813	9.8%	8.6%	8.0%	9.0%
% of FP17s Relating to Free Repair or Replacements	1	813	0.1%	0.7%	0.8%	0.8%
% of FP17s Relating to Continuations	12	813	1.5%	0.9%	1.1%	1.1%
% of Patients satisfied with the dentistry they have received	0	0	N/A	91.1%	91.6%	91.5%
% of Patients satisfied with the time they had to wait for an appointment	0	0	N/A	86.8%	88.3%	87.9%

* This is based on patients treated on this contract for their most recent course of treatment. Figures in italics indicate the base number of FP17s or Patient Questionnaire responses are less than 100. N/A is shown where the base number of responses is less than 10 during the period. % is calculated as Quantity/Base number*100

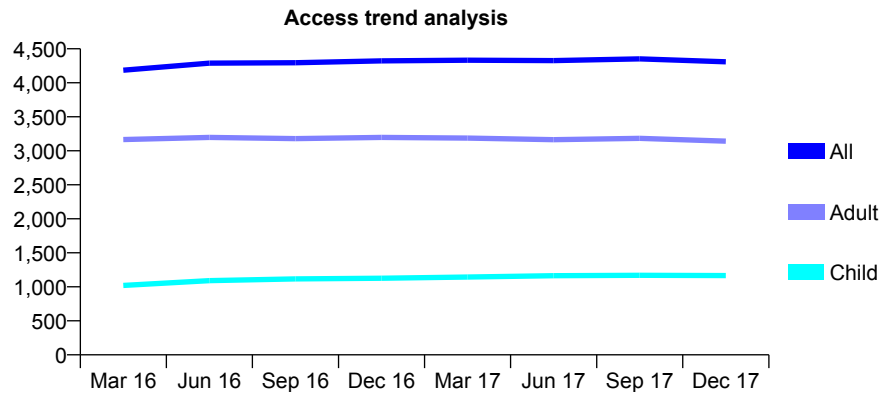
Q58 - Vital Signs At a Glance Contract Report for 897833/0001 - December 2017

Name or company name	MISS MS CHOHAN
Contract type name	GDS Contract
Purpose of contract	General
Contract start date	06/02/2013
Contract end date	

17/18 Contracted general activity (UDA)	9,904
Carry forward general activity (UDA)	3
17/18 Contracted orthodontic activity (UOA)	0
Carry forward orthodontic activity (UOA)	0
Baseline contract value	£271,914.34

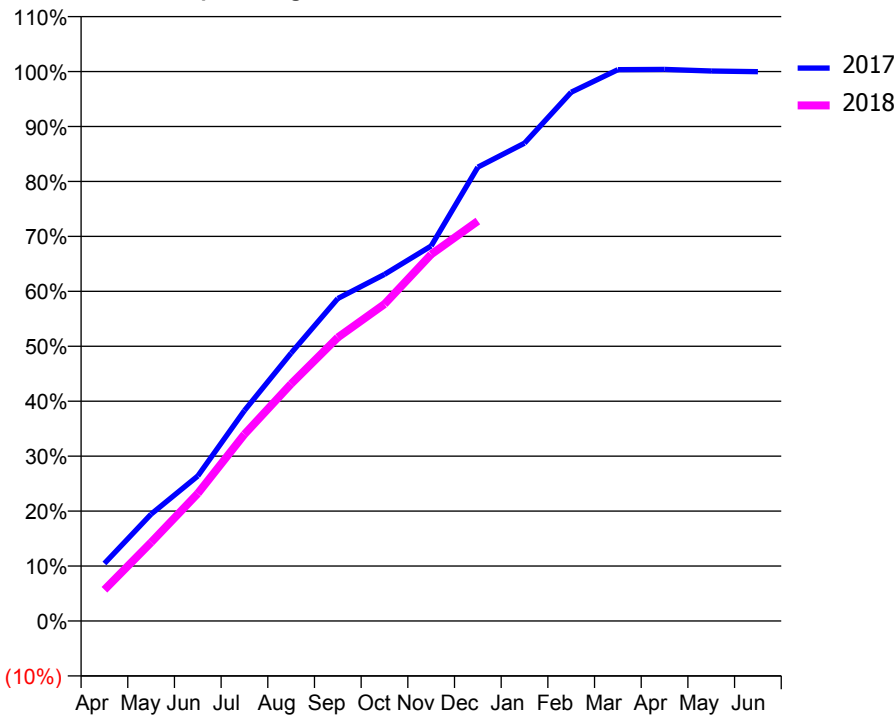
ACCESS*

Patients seen in 24 months	Total	Change since previous quarter
Quarter ending December 2016	4,323	
Quarter ending March 2017	4,332	→
Quarter ending June 2017	4,327	→
Quarter ending September 2017	4,352	→
Quarter ending December 2017	4,309	→
Variance since December 2016	(0.3%)	→



ACTIVITY

Cumulative percentage of contracted UDA delivered 2017 & 2018



Month	Adjusted Scheduled Activity (UDA)	
	2017	2018
April	1,037	563
May	1,926	1,416
June	2,614	2,298
July	3,794	3,366
August	4,829	4,274
September	5,812	5,110
October	6,247	5,713
November	6,759	6,608
December	8,180	7,210
January	8,612	
February	9,530	
March	9,936	
April	9,942	
May	9,912	
June	9,901	

QUALITY

	Quantity	Base Number	Contract	AT	Region	England
% of FP17s for the same patient ID Re-attending within 3 months - Children	79	1,431	5.5%	11.0%	11.8%	12.0%
% of FP17s for the same patient ID Re-attending within 3 months - Adults	200	2,904	6.9%	14.5%	15.3%	15.9%
% of FP17s for the same patient ID Re-attending between 3 & 9 months - Children	975	1,431	68.1%	56.7%	59.1%	58.0%
% of FP17s for the same patient ID Re-attending between 3 & 9 months - Adults	1,517	2,904	52.2%	48.2%	51.5%	50.5%
% of FP17s for Band 1 Urgent Courses	214	4,326	4.9%	8.6%	8.0%	9.0%
% of FP17s Relating to Free Repair or Replacements	41	4,326	0.9%	0.7%	0.8%	0.8%
% of FP17s Relating to Continuations	0	4,326	0.0%	0.9%	1.1%	1.1%
% of Patients satisfied with the dentistry they have received	2	2	N/A	91.1%	91.6%	91.5%
% of Patients satisfied with the time they had to wait for an appointment	2	2	N/A	86.8%	88.3%	87.9%

* This is based on patients treated on this contract for their most recent course of treatment. Figures in italics indicate the base number of FP17s or Patient Questionnaire responses are less than 100. N/A is shown where the base number of responses is less than 10 during the period. % is calculated as Quantity/Base number*100

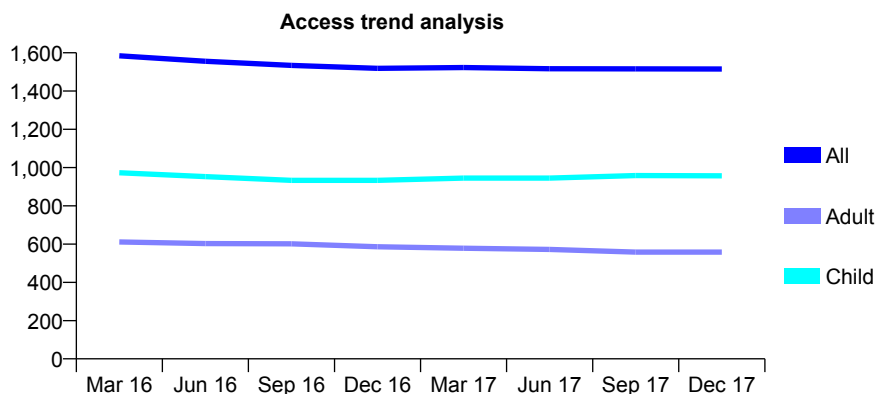
Q58 - Vital Signs At a Glance Contract Report for 901563/0002 - December 2017

Name or company name	MR ES BYRNE
Contract type name	GDS Contract
Purpose of contract	General
Contract start date	10/03/2013
Contract end date	

17/18 Contracted general activity (UDA)	3,327
Carry forward general activity (UDA)	0
17/18 Contracted orthodontic activity (UOA)	0
Carry forward orthodontic activity (UOA)	0
Baseline contract value	£80,523.76

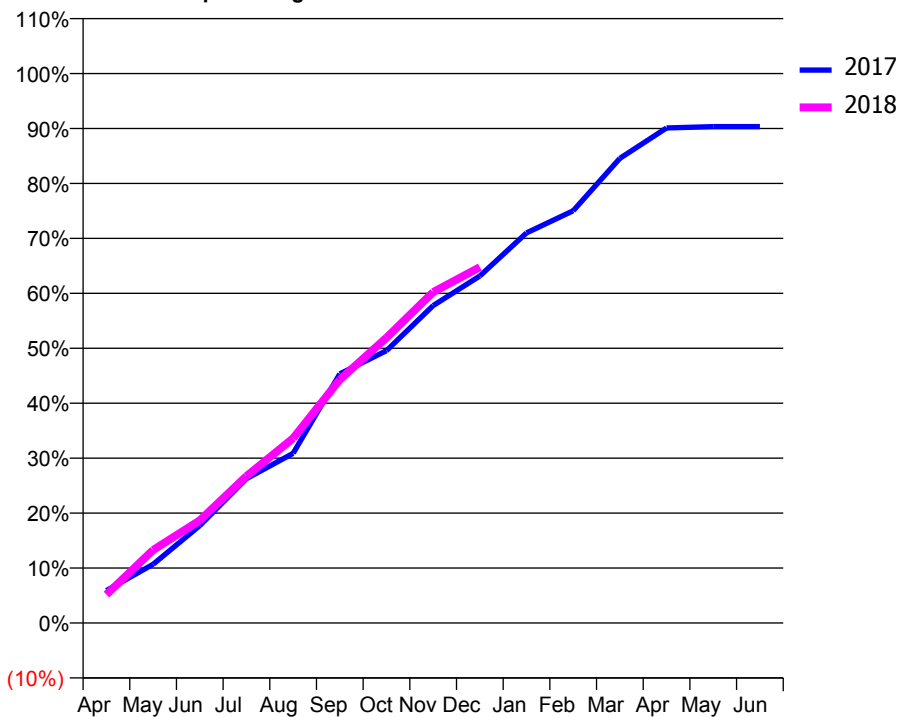
ACCESS*

Patients seen in 24 months	Total	Change since previous quarter
Quarter ending December 2016	1,519	
Quarter ending March 2017	1,523	→
Quarter ending June 2017	1,517	→
Quarter ending September 2017	1,516	→
Quarter ending December 2017	1,515	→
Variance since December 2016	(0.3%)	→



ACTIVITY

Cumulative percentage of contracted UDA delivered 2017 & 2018



Month	Adjusted Scheduled Activity (UDA)	
	2017	2018
April	197	172
May	356	442
June	590	621
July	874	890
August	1,027	1,118
September	1,509	1,474
October	1,649	1,727
November	1,922	2,004
December	2,101	2,155
January	2,362	
February	2,496	
March	2,813	
April	2,997	
May	3,005	
June	3,005	

QUALITY

	Quantity	Base Number	Contract	AT	Region	England
% of FP17s for the same patient ID Re-attending within 3 months - Children	80	1,174	6.8%	11.0%	11.8%	12.0%
% of FP17s for the same patient ID Re-attending within 3 months - Adults	60	436	13.8%	14.5%	15.3%	15.9%
% of FP17s for the same patient ID Re-attending between 3 & 9 months - Children	779	1,174	66.4%	56.7%	59.1%	58.0%
% of FP17s for the same patient ID Re-attending between 3 & 9 months - Adults	199	436	45.6%	48.2%	51.5%	50.5%
% of FP17s for Band 1 Urgent Courses	90	1,486	6.1%	8.6%	8.0%	9.0%
% of FP17s Relating to Free Repair or Replacements	0	1,486	0.0%	0.7%	0.8%	0.8%
% of FP17s Relating to Continuations	14	1,486	0.9%	0.9%	1.1%	1.1%
% of Patients satisfied with the dentistry they have received	1	1	N/A	91.1%	91.6%	91.5%
% of Patients satisfied with the time they had to wait for an appointment	1	1	N/A	86.8%	88.3%	87.9%

* This is based on patients treated on this contract for their most recent course of treatment. Figures in italics indicate the base number of FP17s or Patient Questionnaire responses are less than 100. N/A is shown where the base number of responses is less than 10 during the period. % is calculated as Quantity/Base number*100

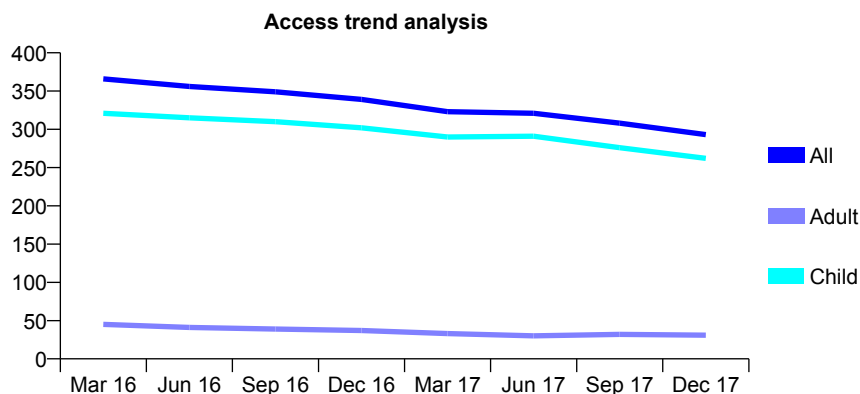
Q58 - Vital Signs At a Glance Contract Report for 908312/0001 - December 2017

Name or company name	MR CW LEWIS
Contract type name	GDS Contract
Purpose of contract	General and Orthodontic
Contract start date	01/04/2006
Contract end date	

17/18 Contracted general activity (UDA)	450
Carry forward general activity (UDA)	-9
17/18 Contracted orthodontic activity (UOA)	871
Carry forward orthodontic activity (UOA)	0
Baseline contract value	£72,721.82

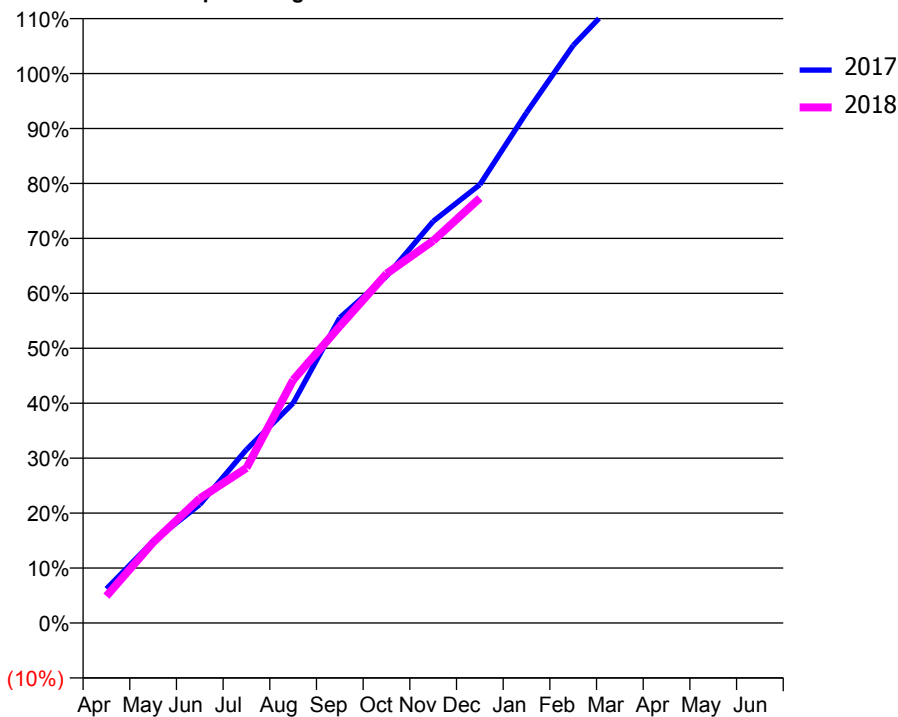
ACCESS*

Patients seen in 24 months	Total	Change since previous quarter
Quarter ending December 2016	339	
Quarter ending March 2017	323	↓
Quarter ending June 2017	321	→
Quarter ending September 2017	308	↓
Quarter ending December 2017	293	↓
Variance since December 2016	(13.6%)	↓



ACTIVITY

Cumulative percentage of contracted UDA delivered 2017 & 2018



Month	Adjusted Scheduled Activity (UDA)	
	2017	2018
April	28	22
May	67	66
June	97	102
July	142	127
August	180	199
September	250	243
October	284	286
November	329	313
December	359	348
January	418	
February	473	
March	513	
April	543	
May	543	
June	543	

QUALITY

	Quantity	Base Number	Contract	AT	Region	England
% of FP17s for the same patient ID Re-attending within 3 months - Children	16	357	4.5%	11.0%	11.8%	12.0%
% of FP17s for the same patient ID Re-attending within 3 months - Adults	2	13	15.4%	14.5%	15.3%	15.9%
% of FP17s for the same patient ID Re-attending between 3 & 9 months - Children	213	357	59.7%	56.7%	59.1%	58.0%
% of FP17s for the same patient ID Re-attending between 3 & 9 months - Adults	10	13	76.9%	48.2%	51.5%	50.5%
% of FP17s for Band 1 Urgent Courses	0	290	0.0%	8.6%	8.0%	9.0%
% of FP17s Relating to Free Repair or Replacements	0	290	0.0%	0.7%	0.8%	0.8%
% of FP17s Relating to Continuations	5	290	1.7%	0.9%	1.1%	1.1%
% of Patients satisfied with the dentistry they have received	0	0	N/A	91.1%	91.6%	91.5%
% of Patients satisfied with the time they had to wait for an appointment	0	0	N/A	86.8%	88.3%	87.9%

* This is based on patients treated on this contract for their most recent course of treatment. Figures in italics indicate the base number of FP17s or Patient Questionnaire responses are less than 100. N/A is shown where the base number of responses is less than 10 during the period. % is calculated as Quantity/Base number*100

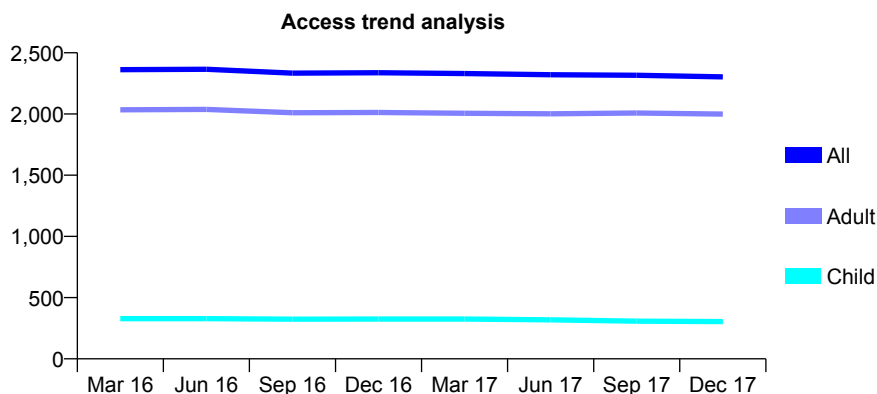
Q58 - Vital Signs At a Glance Contract Report for 908681/0001 - December 2017

Name or company name	MR AM MCGREGOR
Contract type name	GDS Contract
Purpose of contract	General
Contract start date	01/04/2006
Contract end date	

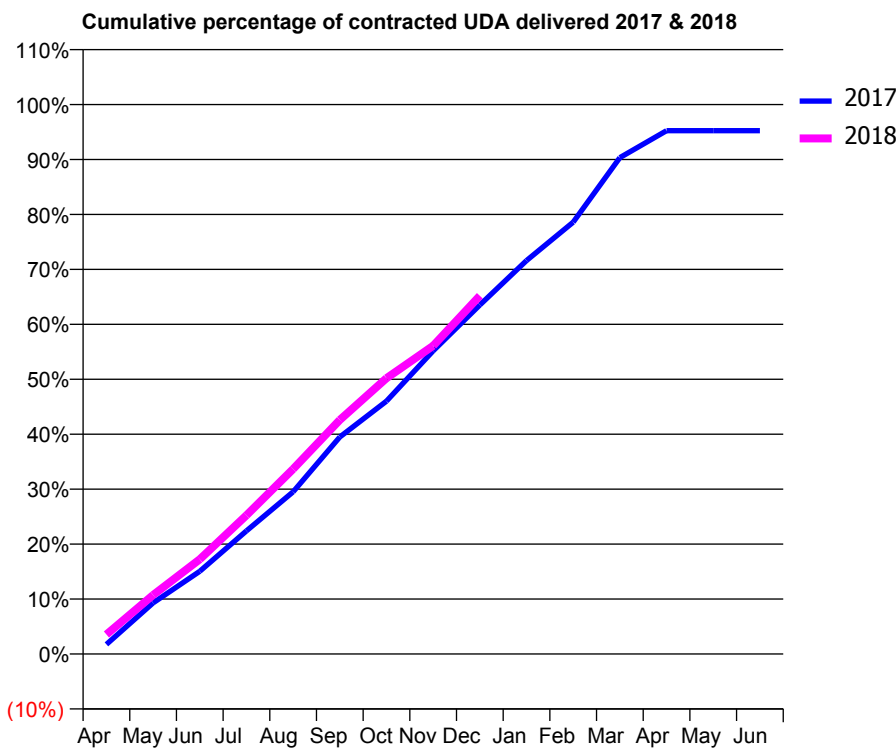
17/18 Contracted general activity (UDA)	6,292
Carry forward general activity (UDA)	0
17/18 Contracted orthodontic activity (UOA)	0
Carry forward orthodontic activity (UOA)	0
Baseline contract value	£145,929.59

ACCESS*

Patients seen in 24 months	Total	Change since previous quarter
Quarter ending December 2016	2,337	
Quarter ending March 2017	2,331	→
Quarter ending June 2017	2,321	→
Quarter ending September 2017	2,316	→
Quarter ending December 2017	2,303	→
Variance since December 2016	(1.5%)	↓



ACTIVITY



Month	Adjusted Scheduled Activity (UDA)	
	2017	2018
April	110	224
May	586	675
June	948	1,085
July	1,411	1,589
August	1,857	2,118
September	2,485	2,681
October	2,896	3,159
November	3,471	3,529
December	3,997	4,103
January	4,505	
February	4,945	
March	5,683	
April	5,992	
May	5,992	
June	5,992	

QUALITY

	Quantity	Base Number	Contract	AT	Region	England
% of FP17s for the same patient ID Re-attending within 3 months - Children	19	344	5.5%	11.0%	11.8%	12.0%
% of FP17s for the same patient ID Re-attending within 3 months - Adults	354	2,505	14.1%	14.5%	15.3%	15.9%
% of FP17s for the same patient ID Re-attending between 3 & 9 months - Children	223	344	64.8%	56.7%	59.1%	58.0%
% of FP17s for the same patient ID Re-attending between 3 & 9 months - Adults	1,668	2,505	66.6%	48.2%	51.5%	50.5%
% of FP17s for Band 1 Urgent Courses	161	2,681	6.0%	8.6%	8.0%	9.0%
% of FP17s Relating to Free Repair or Replacements	26	2,681	1.0%	0.7%	0.8%	0.8%
% of FP17s Relating to Continuations	19	2,681	0.7%	0.9%	1.1%	1.1%
% of Patients satisfied with the dentistry they have received	1	1	N/A	91.1%	91.6%	91.5%
% of Patients satisfied with the time they had to wait for an appointment	1	1	N/A	86.8%	88.3%	87.9%

* This is based on patients treated on this contract for their most recent course of treatment. Figures in italics indicate the base number of FP17s or Patient Questionnaire responses are less than 100. N/A is shown where the base number of responses is less than 10 during the period. % is calculated as Quantity/Base number*100

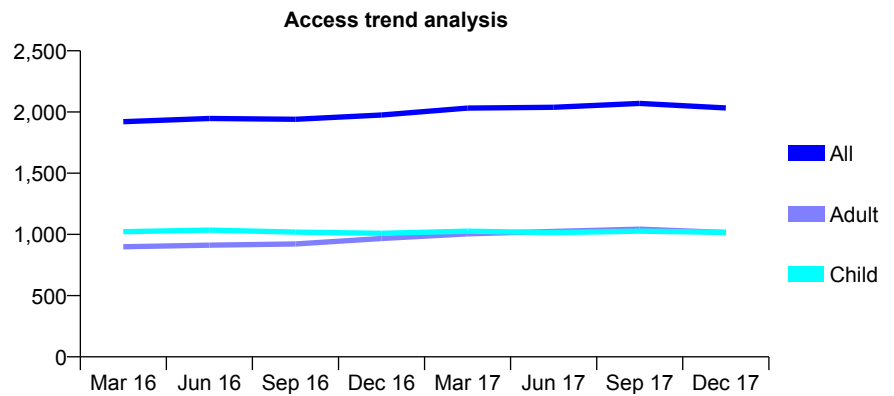
Q58 - Vital Signs At a Glance Contract Report for 908916/0001 - December 2017

Name or company name	Redbourn Dental Care
Contract type name	GDS Contract
Purpose of contract	General
Contract start date	01/04/2006
Contract end date	

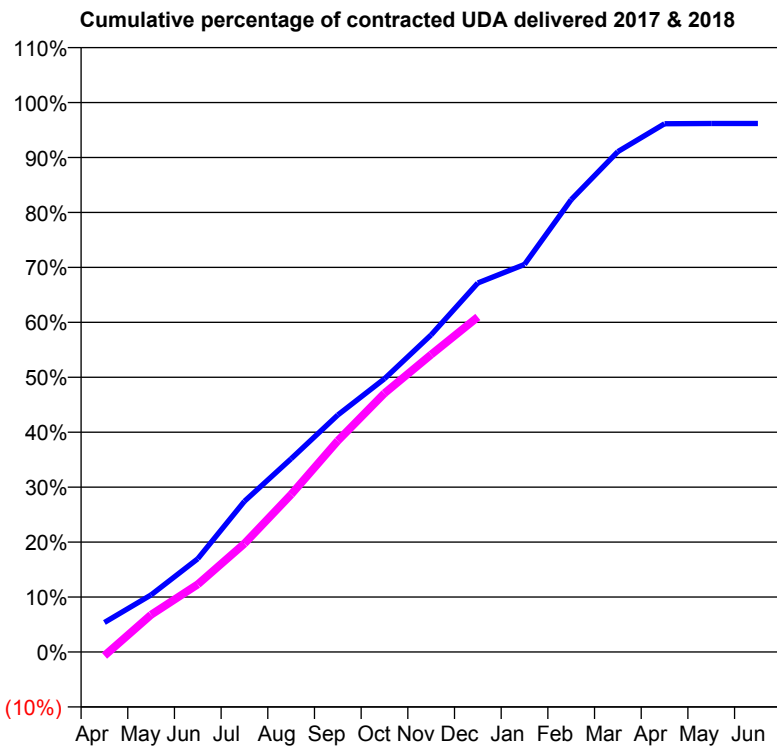
17/18 Contracted general activity (UDA)	4,829
Carry forward general activity (UDA)	184
17/18 Contracted orthodontic activity (UOA)	0
Carry forward orthodontic activity (UOA)	0
Baseline contract value	£119,625.66

ACCESS*

Patients seen in 24 months	Total	Change since previous quarter
Quarter ending December 2016	1,976	
Quarter ending March 2017	2,032	↑
Quarter ending June 2017	2,039	→
Quarter ending September 2017	2,070	→
Quarter ending December 2017	2,033	↓
Variance since December 2016	2.9%	↑



ACTIVITY



Month	Adjusted Scheduled Activity (UDA)	
	2017	2018
April	260	-34
May	502	327
June	819	595
July	1,325	953
August	1,698	1,385
September	2,083	1,857
October	2,402	2,274
November	2,787	2,614
December	3,243	2,945
January	3,406	
February	3,976	
March	4,398	
April	4,643	
May	4,645	
June	4,645	

QUALITY

	Quantity	Base Number	Contract	AT	Region	England
% of FP17s for the same patient ID Re-attending within 3 months - Children	41	962	4.3%	11.0%	11.8%	12.0%
% of FP17s for the same patient ID Re-attending within 3 months - Adults	94	878	10.7%	14.5%	15.3%	15.9%
% of FP17s for the same patient ID Re-attending between 3 & 9 months - Children	506	962	52.6%	56.7%	59.1%	58.0%
% of FP17s for the same patient ID Re-attending between 3 & 9 months - Adults	386	878	44.0%	48.2%	51.5%	50.5%
% of FP17s for Band 1 Urgent Courses	98	1,712	5.7%	8.6%	8.0%	9.0%
% of FP17s Relating to Free Repair or Replacements	3	1,712	0.2%	0.7%	0.8%	0.8%
% of FP17s Relating to Continuations	2	1,712	0.1%	0.9%	1.1%	1.1%
% of Patients satisfied with the dentistry they have received	2	2	N/A	91.1%	91.6%	91.5%
% of Patients satisfied with the time they had to wait for an appointment	2	2	N/A	86.8%	88.3%	87.9%

* This is based on patients treated on this contract for their most recent course of treatment. Figures in italics indicate the base number of FP17s or Patient Questionnaire responses are less than 100. N/A is shown where the base number of responses is less than 10 during the period. % is calculated as Quantity/Base number*100

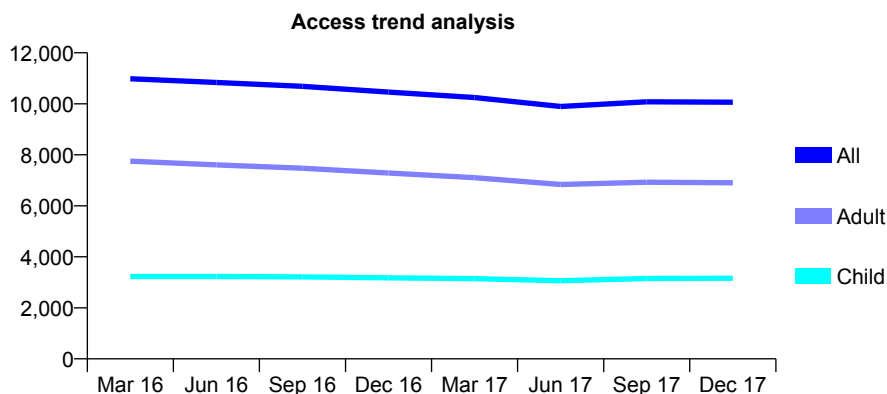
Q58 - Vital Signs At a Glance Contract Report for 910651/0001 - December 2017

Name or company name	MR GR EVANS
Contract type name	GDS Contract
Purpose of contract	General
Contract start date	01/04/2006
Contract end date	

17/18 Contracted general activity (UDA)	22,428
Carry forward general activity (UDA)	0
17/18 Contracted orthodontic activity (UOA)	0
Carry forward orthodontic activity (UOA)	0
Baseline contract value	£544,611.48

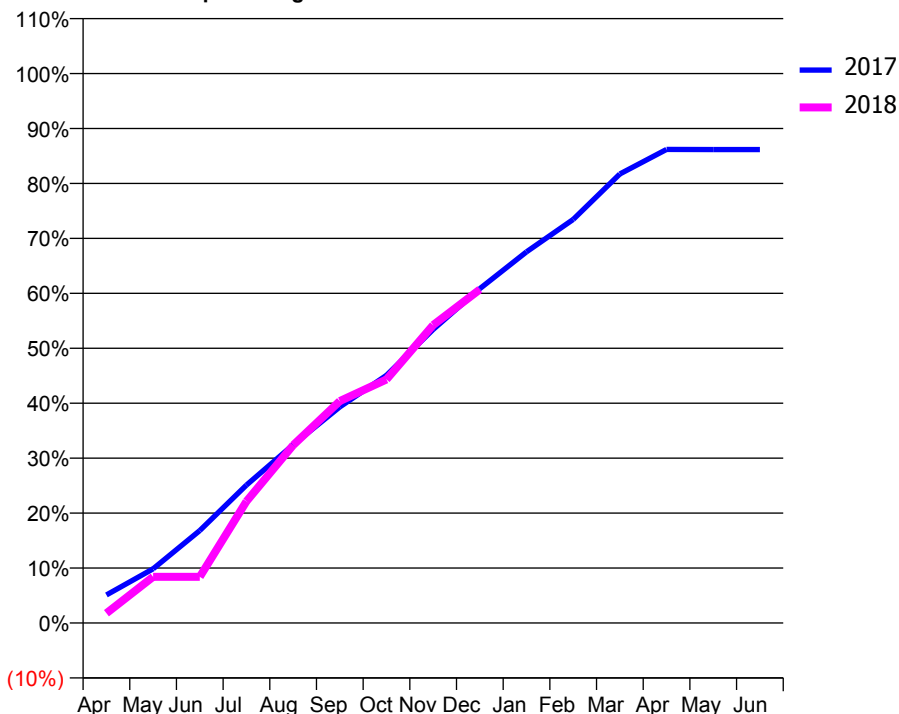
ACCESS*

Patients seen in 24 months	Total	Change since previous quarter
Quarter ending December 2016	10,460	
Quarter ending March 2017	10,248	↓
Quarter ending June 2017	9,894	↓
Quarter ending September 2017	10,080	→
Quarter ending December 2017	10,065	→
Variance since December 2016	(3.8%)	↓



ACTIVITY

Cumulative percentage of contracted UDA delivered 2017 & 2018



Month	Adjusted Scheduled Activity (UDA)	
	2017	2018
April	1,148	398
May	2,215	1,888
June	3,773	1,888
July	5,629	4,964
August	7,275	7,260
September	8,820	9,058
October	10,108	9,940
November	11,980	12,160
December	13,648	13,616
January	15,151	
February	16,470	
March	18,327	
April	19,330	
May	19,325	
June	19,325	

QUALITY

	Quantity	Base Number	Contract	AT	Region	England
% of FP17s for the same patient ID Re-attending within 3 months - Children	270	3,270	8.3%	11.0%	11.8%	12.0%
% of FP17s for the same patient ID Re-attending within 3 months - Adults	706	5,705	12.4%	14.5%	15.3%	15.9%
% of FP17s for the same patient ID Re-attending between 3 & 9 months - Children	1,715	3,270	52.4%	56.7%	59.1%	58.0%
% of FP17s for the same patient ID Re-attending between 3 & 9 months - Adults	2,369	5,705	41.5%	48.2%	51.5%	50.5%
% of FP17s for Band 1 Urgent Courses	569	7,807	7.3%	8.6%	8.0%	9.0%
% of FP17s Relating to Free Repair or Replacements	28	7,807	0.4%	0.7%	0.8%	0.8%
% of FP17s Relating to Continuations	131	7,807	1.7%	0.9%	1.1%	1.1%
% of Patients satisfied with the dentistry they have received	5	5	N/A	91.1%	91.6%	91.5%
% of Patients satisfied with the time they had to wait for an appointment	5	5	N/A	86.8%	88.3%	87.9%

* This is based on patients treated on this contract for their most recent course of treatment. Figures in italics indicate the base number of FP17s or Patient Questionnaire responses are less than 100. N/A is shown where the base number of responses is less than 10 during the period. % is calculated as Quantity/Base number*100

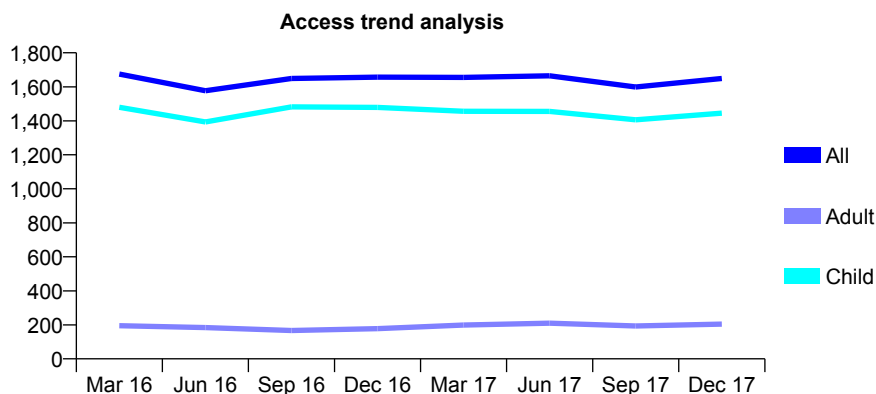
Q58 - Vital Signs At a Glance Contract Report for 911631/0002 - December 2017

Name or company name	MR V RAWAL
Contract type name	GDS Contract
Purpose of contract	General
Contract start date	01/04/2006
Contract end date	

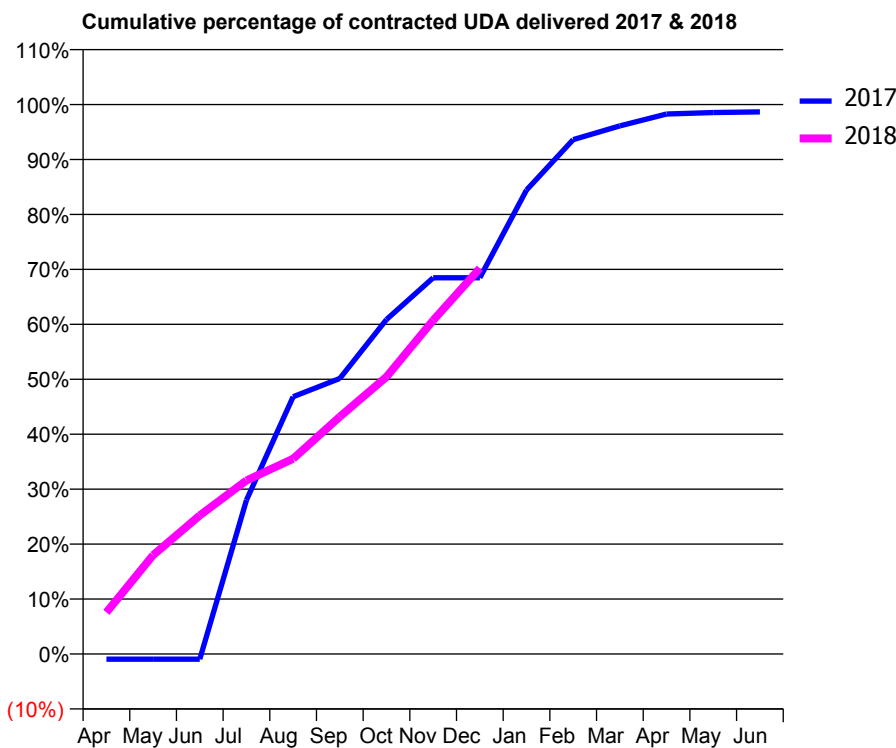
17/18 Contracted general activity (UDA)	2,580
Carry forward general activity (UDA)	35
17/18 Contracted orthodontic activity (UOA)	0
Carry forward orthodontic activity (UOA)	0
Baseline contract value	£50,008.14

ACCESS*

Patients seen in 24 months	Total	Change since previous quarter
Quarter ending December 2016	1,657	
Quarter ending March 2017	1,655	→
Quarter ending June 2017	1,665	→
Quarter ending September 2017	1,599	↓
Quarter ending December 2017	1,649	↑
Variance since December 2016	(0.5%)	→



ACTIVITY



Month	Adjusted Scheduled Activity (UDA)	
	2017	2018
April	-25	196
May	-25	464
June	-25	651
July	723	815
August	1,208	917
September	1,294	1,114
October	1,571	1,301
November	1,766	1,567
December	1,766	1,811
January	2,179	
February	2,415	
March	2,480	
April	2,535	
May	2,542	
June	2,545	

QUALITY

	Quantity	Base Number	Contract	AT	Region	England
% of FP17s for the same patient ID Re-attending within 3 months - Children	44	1,468	3.0%	11.0%	11.8%	12.0%
% of FP17s for the same patient ID Re-attending within 3 months - Adults	4	81	4.9%	14.5%	15.3%	15.9%
% of FP17s for the same patient ID Re-attending between 3 & 9 months - Children	745	1,468	50.7%	56.7%	59.1%	58.0%
% of FP17s for the same patient ID Re-attending between 3 & 9 months - Adults	31	81	38.3%	48.2%	51.5%	50.5%
% of FP17s for Band 1 Urgent Courses	59	1,508	3.9%	8.6%	8.0%	9.0%
% of FP17s Relating to Free Repair or Replacements	0	1,508	0.0%	0.7%	0.8%	0.8%
% of FP17s Relating to Continuations	10	1,508	0.7%	0.9%	1.1%	1.1%
% of Patients satisfied with the dentistry they have received	0	0	N/A	91.1%	91.6%	91.5%
% of Patients satisfied with the time they had to wait for an appointment	0	0	N/A	86.8%	88.3%	87.9%

* This is based on patients treated on this contract for their most recent course of treatment. Figures in italics indicate the base number of FP17s or Patient Questionnaire responses are less than 100. N/A is shown where the base number of responses is less than 10 during the period. % is calculated as Quantity/Base number*100

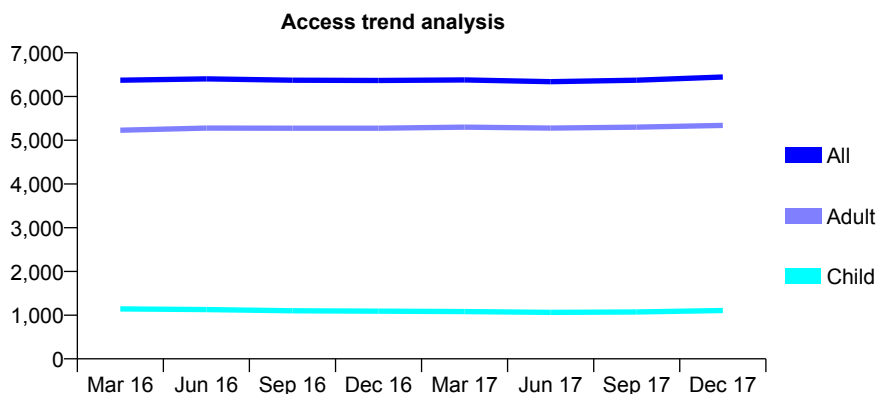
Q58 - Vital Signs At a Glance Contract Report for 917125/0001 - December 2017

Name or company name	Facial Aesthetic (UK) Ltd
Contract type name	GDS Contract
Purpose of contract	General
Contract start date	01/04/2006
Contract end date	

17/18 Contracted general activity (UDA)	25,239
Carry forward general activity (UDA)	875
17/18 Contracted orthodontic activity (UOA)	0
Carry forward orthodontic activity (UOA)	0
Baseline contract value	£617,248.48

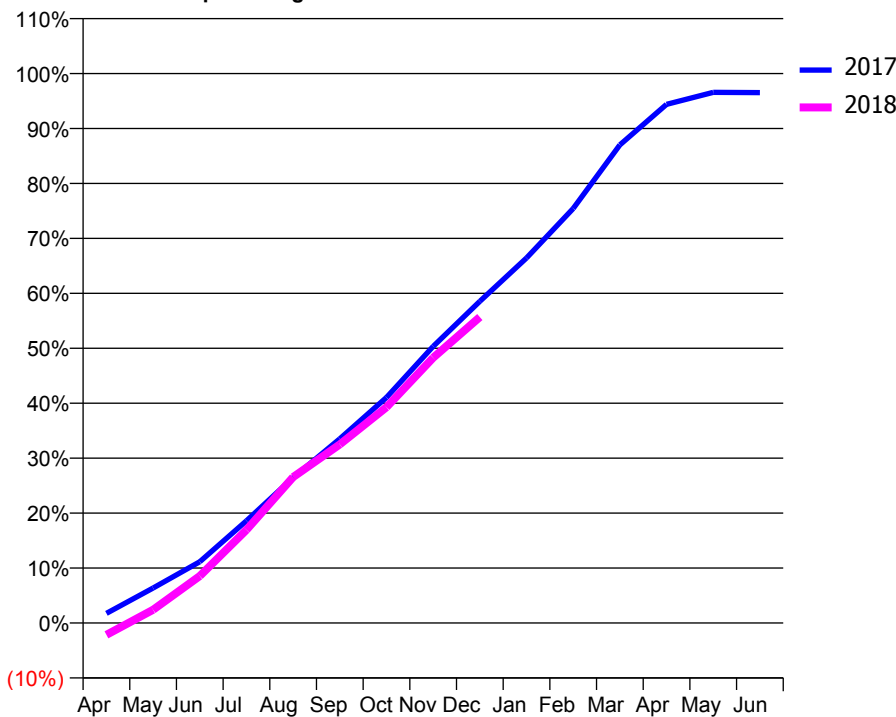
ACCESS*

Patients seen in 24 months	Total	Change since previous quarter
Quarter ending December 2016	6,366	
Quarter ending March 2017	6,380	→
Quarter ending June 2017	6,340	→
Quarter ending September 2017	6,373	→
Quarter ending December 2017	6,445	→
Variance since December 2016	1.2%	→



ACTIVITY

Cumulative percentage of contracted UDA delivered 2017 & 2018



Month	Adjusted Scheduled Activity (UDA)	
	2017	2018
April	441	-546
May	1,607	611
June	2,816	2,156
July	4,692	4,278
August	6,679	6,703
September	8,463	8,202
October	10,361	9,911
November	12,705	12,184
December	14,774	14,052
January	16,764	
February	19,040	
March	21,962	
April	23,821	
May	24,371	
June	24,364	

QUALITY

	Quantity	Base Number	Contract	AT	Region	England
% of FP17s for the same patient ID Re-attending within 3 months - Children	63	1,100	5.7%	11.0%	11.8%	12.0%
% of FP17s for the same patient ID Re-attending within 3 months - Adults	708	5,301	13.4%	14.5%	15.3%	15.9%
% of FP17s for the same patient ID Re-attending between 3 & 9 months - Children	589	1,100	53.5%	56.7%	59.1%	58.0%
% of FP17s for the same patient ID Re-attending between 3 & 9 months - Adults	3,028	5,301	57.1%	48.2%	51.5%	50.5%
% of FP17s for Band 1 Urgent Courses	165	5,671	2.9%	8.6%	8.0%	9.0%
% of FP17s Relating to Free Repair or Replacements	109	5,671	1.9%	0.7%	0.8%	0.8%
% of FP17s Relating to Continuations	94	5,671	1.7%	0.9%	1.1%	1.1%
% of Patients satisfied with the dentistry they have received	11	13	84.6%	91.1%	91.6%	91.5%
% of Patients satisfied with the time they had to wait for an appointment	10	13	76.9%	86.8%	88.3%	87.9%

* This is based on patients treated on this contract for their most recent course of treatment. Figures in italics indicate the base number of FP17s or Patient Questionnaire responses are less than 100. N/A is shown where the base number of responses is less than 10 during the period. % is calculated as Quantity/Base number*100

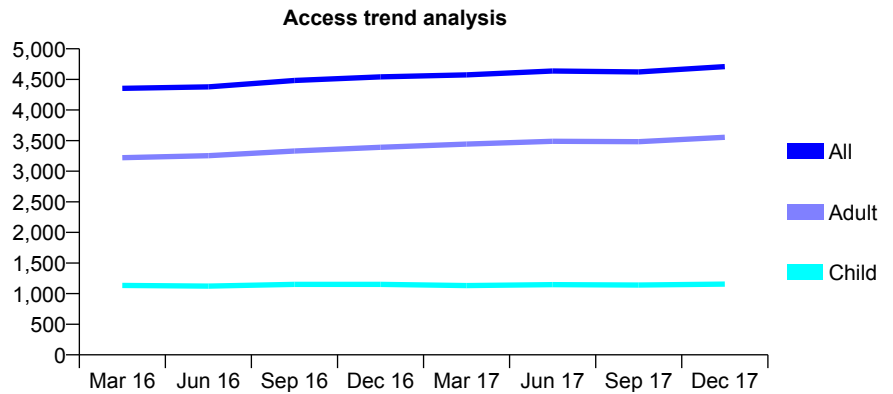
Q58 - Vital Signs At a Glance Contract Report for 917524/0001 - December 2017

Name or company name	MR MA WATTS
Contract type name	GDS Contract
Purpose of contract	General
Contract start date	01/04/2006
Contract end date	

17/18 Contracted general activity (UDA)	15,310
Carry forward general activity (UDA)	-68
17/18 Contracted orthodontic activity (UOA)	0
Carry forward orthodontic activity (UOA)	0
Baseline contract value	£428,085.96

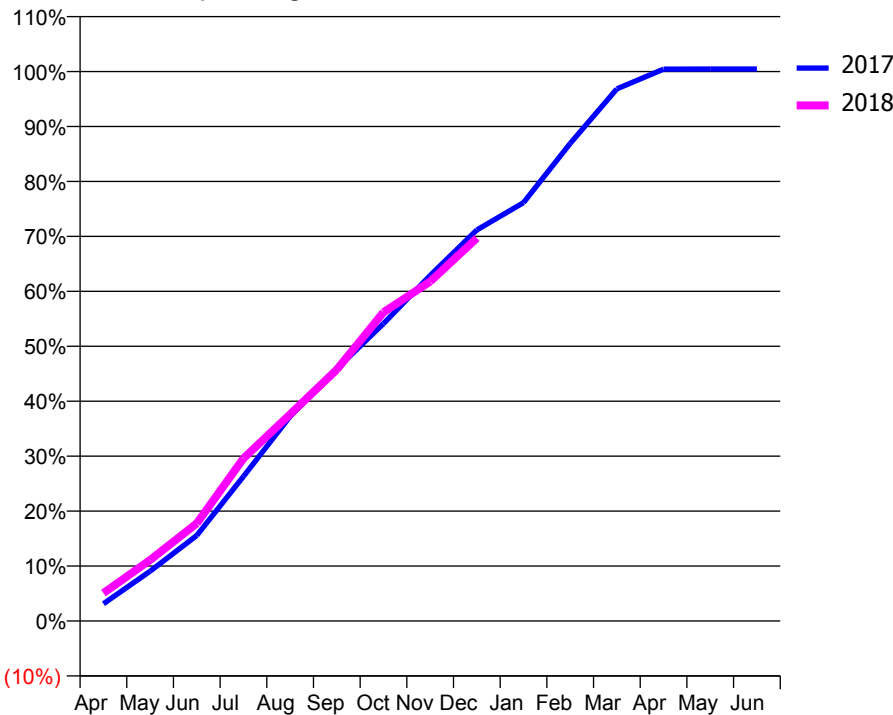
ACCESS*

Patients seen in 24 months	Total	Change since previous quarter
Quarter ending December 2016	4,542	
Quarter ending March 2017	4,575	→
Quarter ending June 2017	4,637	→
Quarter ending September 2017	4,623	→
Quarter ending December 2017	4,709	→
Variance since December 2016	3.7%	↑



ACTIVITY

Cumulative percentage of contracted UDA delivered 2017 & 2018



Month	Adjusted Scheduled Activity (UDA)	
	2017	2018
April	480	779
May	1,388	1,700
June	2,384	2,722
July	4,030	4,531
August	5,702	5,760
September	7,026	7,005
October	8,286	8,604
November	9,628	9,459
December	10,894	10,669
January	11,655	
February	13,305	
March	14,827	
April	15,376	
May	15,379	
June	15,378	

QUALITY

	Quantity	Base Number	Contract	AT	Region	England
% of FP17s for the same patient ID Re-attending within 3 months - Children	88	1,097	8.0%	11.0%	11.8%	12.0%
% of FP17s for the same patient ID Re-attending within 3 months - Adults	460	2,928	15.7%	14.5%	15.3%	15.9%
% of FP17s for the same patient ID Re-attending between 3 & 9 months - Children	478	1,097	43.6%	56.7%	59.1%	58.0%
% of FP17s for the same patient ID Re-attending between 3 & 9 months - Adults	1,091	2,928	37.3%	48.2%	51.5%	50.5%
% of FP17s for Band 1 Urgent Courses	443	3,841	11.5%	8.6%	8.0%	9.0%
% of FP17s Relating to Free Repair or Replacements	14	3,841	0.4%	0.7%	0.8%	0.8%
% of FP17s Relating to Continuations	57	3,841	1.5%	0.9%	1.1%	1.1%
% of Patients satisfied with the dentistry they have received	18	18	100.0%	91.1%	91.6%	91.5%
% of Patients satisfied with the time they had to wait for an appointment	18	18	100.0%	86.8%	88.3%	87.9%

* This is based on patients treated on this contract for their most recent course of treatment. Figures in italics indicate the base number of FP17s or Patient Questionnaire responses are less than 100. N/A is shown where the base number of responses is less than 10 during the period. % is calculated as Quantity/Base number*100

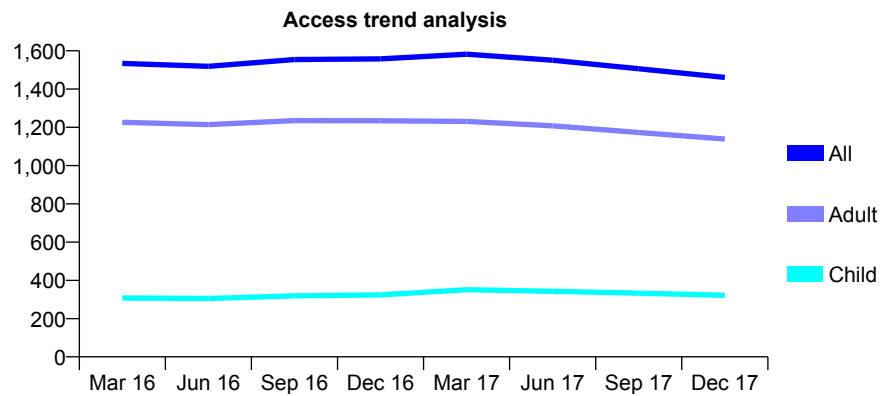
Q58 - Vital Signs At a Glance Contract Report for 927309/0001 - December 2017

Name or company name	MR BM AL-TAHAN
Contract type name	GDS Contract
Purpose of contract	General
Contract start date	01/04/2006
Contract end date	

17/18 Contracted general activity (UDA)	5,500
Carry forward general activity (UDA)	-78
17/18 Contracted orthodontic activity (UOA)	0
Carry forward orthodontic activity (UOA)	0
Baseline contract value	£134,928.01

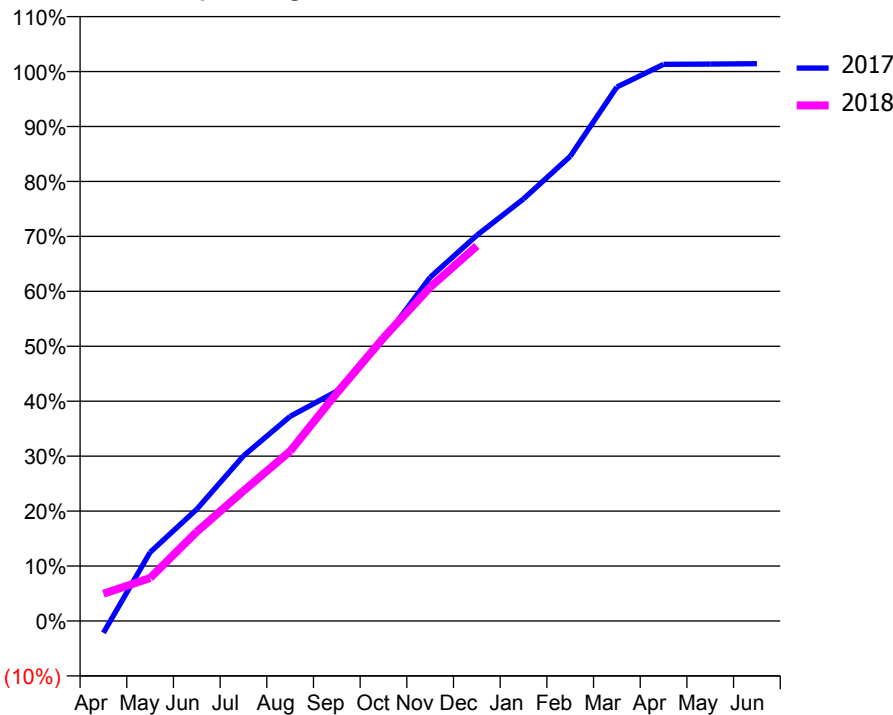
ACCESS*

Patients seen in 24 months	Total	Change since previous quarter
Quarter ending December 2016	1,558	
Quarter ending March 2017	1,582	→
Quarter ending June 2017	1,551	↓
Quarter ending September 2017	1,506	↓
Quarter ending December 2017	1,461	↓
Variance since December 2016	(6.2%)	↓



ACTIVITY

Cumulative percentage of contracted UDA delivered 2017 & 2018



Month	Adjusted Scheduled Activity (UDA)	
	2017	2018
April	-120	272
May	688	431
June	1,119	893
July	1,653	1,302
August	2,048	1,699
September	2,300	2,282
October	2,817	2,835
November	3,440	3,342
December	3,861	3,754
January	4,225	
February	4,650	
March	5,345	
April	5,572	
May	5,575	
June	5,578	

QUALITY

	Quantity	Base Number	Contract	AT	Region	England
% of FP17s for the same patient ID Re-attending within 3 months - Children	12	303	4.0%	11.0%	11.8%	12.0%
% of FP17s for the same patient ID Re-attending within 3 months - Adults	132	1,168	11.3%	14.5%	15.3%	15.9%
% of FP17s for the same patient ID Re-attending between 3 & 9 months - Children	177	303	58.4%	56.7%	59.1%	58.0%
% of FP17s for the same patient ID Re-attending between 3 & 9 months - Adults	715	1,168	61.2%	48.2%	51.5%	50.5%
% of FP17s for Band 1 Urgent Courses	68	1,382	4.9%	8.6%	8.0%	9.0%
% of FP17s Relating to Free Repair or Replacements	5	1,382	0.4%	0.7%	0.8%	0.8%
% of FP17s Relating to Continuations	0	1,382	0.0%	0.9%	1.1%	1.1%
% of Patients satisfied with the dentistry they have received	3	3	N/A	91.1%	91.6%	91.5%
% of Patients satisfied with the time they had to wait for an appointment	3	3	N/A	86.8%	88.3%	87.9%

* This is based on patients treated on this contract for their most recent course of treatment. Figures in italics indicate the base number of FP17s or Patient Questionnaire responses are less than 100. N/A is shown where the base number of responses is less than 10 during the period. % is calculated as Quantity/Base number*100

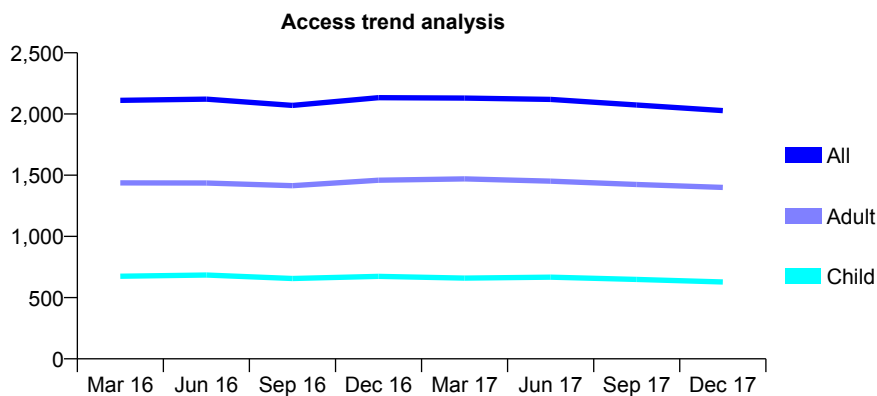
Q58 - Vital Signs At a Glance Contract Report for 927384/0002 - December 2017

Name or company name	MR M SHAH
Contract type name	GDS Contract
Purpose of contract	General
Contract start date	01/04/2006
Contract end date	

17/18 Contracted general activity (UDA)	6,266
Carry forward general activity (UDA)	-58
17/18 Contracted orthodontic activity (UOA)	0
Carry forward orthodontic activity (UOA)	0
Baseline contract value	£164,755.96

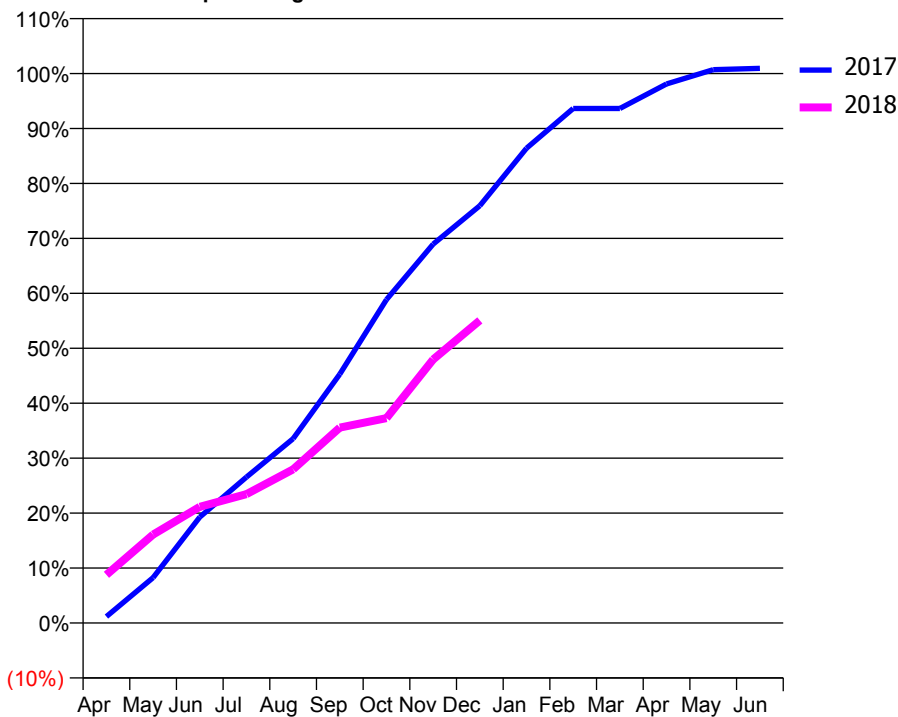
ACCESS*

Patients seen in 24 months	Total	Change since previous quarter
Quarter ending December 2016	2,133	
Quarter ending March 2017	2,130	→
Quarter ending June 2017	2,119	→
Quarter ending September 2017	2,073	↓
Quarter ending December 2017	2,028	↓
Variance since December 2016	(4.9%)	↓



ACTIVITY

Cumulative percentage of contracted UDA delivered 2017 & 2018



Month	Adjusted Scheduled Activity (UDA)	
	2017	2018
April	73	550
May	517	1,008
June	1,208	1,326
July	1,664	1,470
August	2,102	1,752
September	2,838	2,228
October	3,688	2,337
November	4,321	3,006
December	4,759	3,451
January	5,414	
February	5,867	
March	5,867	
April	6,148	
May	6,310	
June	6,324	

QUALITY

	Quantity	Base Number	Contract	AT	Region	England
% of FP17s for the same patient ID Re-attending within 3 months - Children	25	596	4.2%	11.0%	11.8%	12.0%
% of FP17s for the same patient ID Re-attending within 3 months - Adults	94	1,049	9.0%	14.5%	15.3%	15.9%
% of FP17s for the same patient ID Re-attending between 3 & 9 months - Children	347	596	58.2%	56.7%	59.1%	58.0%
% of FP17s for the same patient ID Re-attending between 3 & 9 months - Adults	485	1,049	46.2%	48.2%	51.5%	50.5%
% of FP17s for Band 1 Urgent Courses	110	1,503	7.3%	8.6%	8.0%	9.0%
% of FP17s Relating to Free Repair or Replacements	5	1,503	0.3%	0.7%	0.8%	0.8%
% of FP17s Relating to Continuations	12	1,503	0.8%	0.9%	1.1%	1.1%
% of Patients satisfied with the dentistry they have received	6	6	N/A	91.1%	91.6%	91.5%
% of Patients satisfied with the time they had to wait for an appointment	6	6	N/A	86.8%	88.3%	87.9%

* This is based on patients treated on this contract for their most recent course of treatment. Figures in italics indicate the base number of FP17s or Patient Questionnaire responses are less than 100. N/A is shown where the base number of responses is less than 10 during the period. % is calculated as Quantity/Base number*100

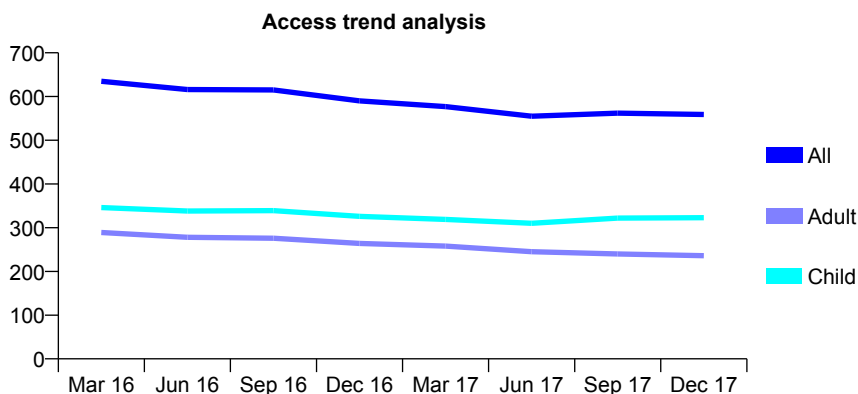
Q58 - Vital Signs At a Glance Contract Report for 927473/0001 - December 2017

Name or company name	MISS PE PRICE
Contract type name	GDS Contract
Purpose of contract	General
Contract start date	02/10/2013
Contract end date	

17/18 Contracted general activity (UDA)	1,500
Carry forward general activity (UDA)	0
17/18 Contracted orthodontic activity (UOA)	0
Carry forward orthodontic activity (UOA)	0
Baseline contract value	£30,898.16

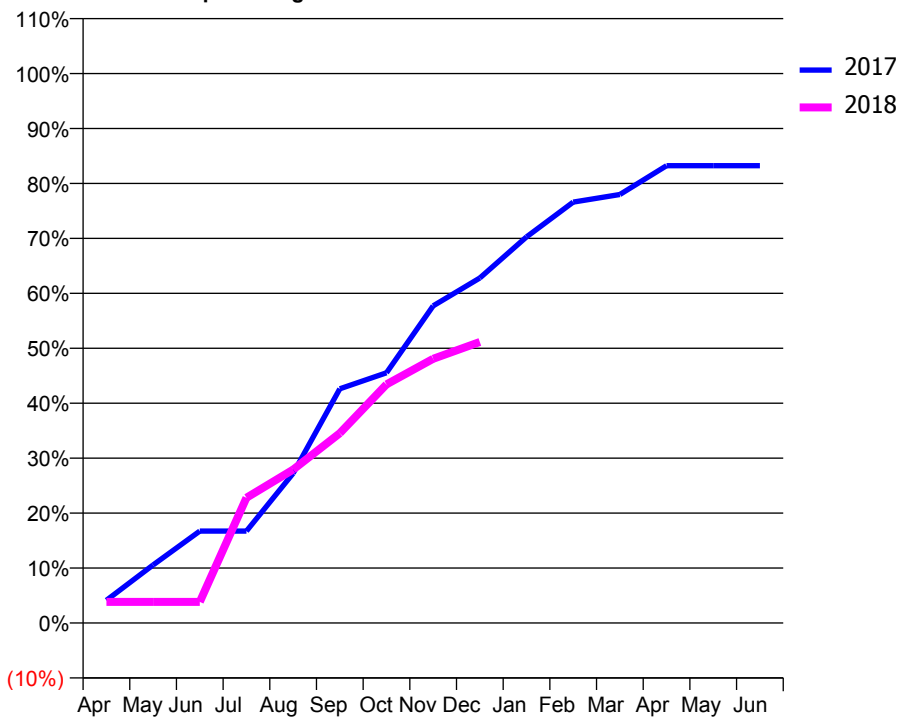
ACCESS*

Patients seen in 24 months	Total	Change since previous quarter
Quarter ending December 2016	590	
Quarter ending March 2017	577	↓
Quarter ending June 2017	555	↓
Quarter ending September 2017	562	→
Quarter ending December 2017	559	→
Variance since December 2016	(5.3%)	↓



ACTIVITY

Cumulative percentage of contracted UDA delivered 2017 & 2018



Month	Adjusted Scheduled Activity (UDA)	
	2017	2018
April	62	58
May	158	58
June	251	58
July	251	342
August	409	419
September	639	518
October	683	651
November	866	721
December	942	767
January	1,054	
February	1,149	
March	1,170	
April	1,248	
May	1,248	
June	1,248	

QUALITY

	Quantity	Base Number	Contract	AT	Region	England
% of FP17s for the same patient ID Re-attending within 3 months - Children	20	388	5.2%	11.0%	11.8%	12.0%
% of FP17s for the same patient ID Re-attending within 3 months - Adults	24	201	11.9%	14.5%	15.3%	15.9%
% of FP17s for the same patient ID Re-attending between 3 & 9 months - Children	225	388	58.0%	56.7%	59.1%	58.0%
% of FP17s for the same patient ID Re-attending between 3 & 9 months - Adults	111	201	55.2%	48.2%	51.5%	50.5%
% of FP17s for Band 1 Urgent Courses	30	544	5.5%	8.6%	8.0%	9.0%
% of FP17s Relating to Free Repair or Replacements	2	544	0.4%	0.7%	0.8%	0.8%
% of FP17s Relating to Continuations	0	544	0.0%	0.9%	1.1%	1.1%
% of Patients satisfied with the dentistry they have received	0	0	N/A	91.1%	91.6%	91.5%
% of Patients satisfied with the time they had to wait for an appointment	0	0	N/A	86.8%	88.3%	87.9%

* This is based on patients treated on this contract for their most recent course of treatment. Figures in italics indicate the base number of FP17s or Patient Questionnaire responses are less than 100. N/A is shown where the base number of responses is less than 10 during the period. % is calculated as Quantity/Base number*100

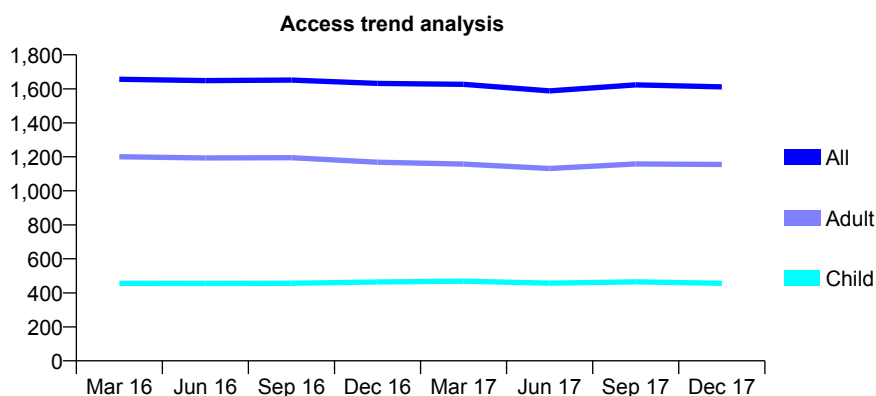
Q58 - Vital Signs At a Glance Contract Report for 935522/0001 - December 2017

Name or company name	MISS P ABDOLLAHI
Contract type name	GDS Contract
Purpose of contract	General
Contract start date	01/04/2006
Contract end date	

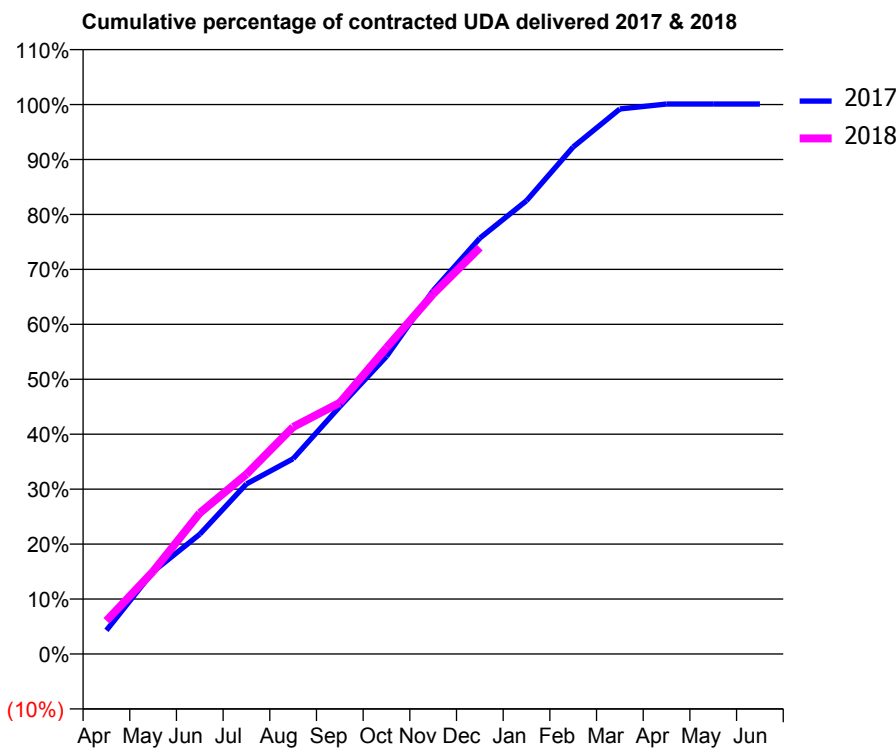
17/18 Contracted general activity (UDA)	3,914
Carry forward general activity (UDA)	-3
17/18 Contracted orthodontic activity (UOA)	0
Carry forward orthodontic activity (UOA)	0
Baseline contract value	£100,241.44

ACCESS*

Patients seen in 24 months	Total	Change since previous quarter
Quarter ending December 2016	1,632	
Quarter ending March 2017	1,626	→
Quarter ending June 2017	1,588	↓
Quarter ending September 2017	1,623	↑
Quarter ending December 2017	1,611	→
Variance since December 2016	(1.3%)	↓



ACTIVITY



Month	Adjusted Scheduled Activity (UDA)	
	2017	2018
April	168	237
May	587	588
June	854	1,005
July	1,212	1,281
August	1,391	1,617
September	1,762	1,790
October	2,120	2,181
November	2,588	2,564
December	2,962	2,895
January	3,229	
February	3,612	
March	3,882	
April	3,917	
May	3,917	
June	3,917	

QUALITY

	Quantity	Base Number	Contract	AT	Region	England
% of FP17s for the same patient ID Re-attending within 3 months - Children	23	401	5.7%	11.0%	11.8%	12.0%
% of FP17s for the same patient ID Re-attending within 3 months - Adults	135	1,020	13.2%	14.5%	15.3%	15.9%
% of FP17s for the same patient ID Re-attending between 3 & 9 months - Children	169	401	42.1%	56.7%	59.1%	58.0%
% of FP17s for the same patient ID Re-attending between 3 & 9 months - Adults	453	1,020	44.4%	48.2%	51.5%	50.5%
% of FP17s for Band 1 Urgent Courses	69	1,407	4.9%	8.6%	8.0%	9.0%
% of FP17s Relating to Free Repair or Replacements	7	1,407	0.5%	0.7%	0.8%	0.8%
% of FP17s Relating to Continuations	13	1,407	0.9%	0.9%	1.1%	1.1%
% of Patients satisfied with the dentistry they have received	0	0	N/A	91.1%	91.6%	91.5%
% of Patients satisfied with the time they had to wait for an appointment	0	0	N/A	86.8%	88.3%	87.9%

* This is based on patients treated on this contract for their most recent course of treatment. Figures in italics indicate the base number of FP17s or Patient Questionnaire responses are less than 100. N/A is shown where the base number of responses is less than 10 during the period. % is calculated as Quantity/Base number*100

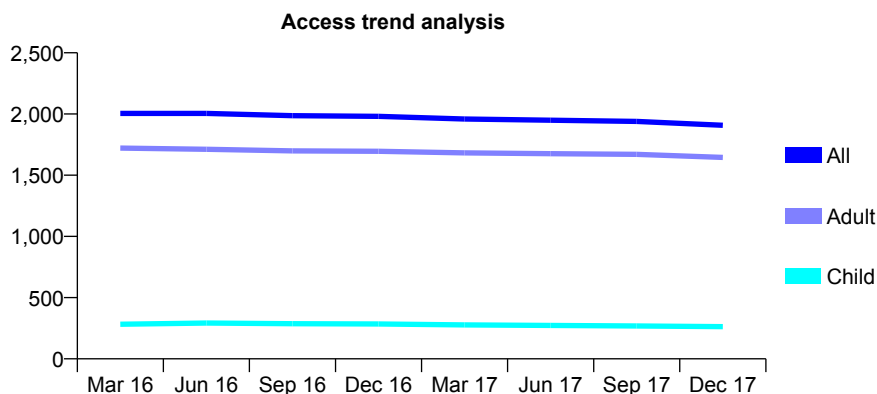
Q58 - Vital Signs At a Glance Contract Report for 935778/0001 - December 2017

Name or company name	MR M MOKHTARI
Contract type name	GDS Contract
Purpose of contract	General
Contract start date	01/04/2006
Contract end date	

17/18 Contracted general activity (UDA)	6,756
Carry forward general activity (UDA)	0
17/18 Contracted orthodontic activity (UOA)	0
Carry forward orthodontic activity (UOA)	0
Baseline contract value	£207,496.49

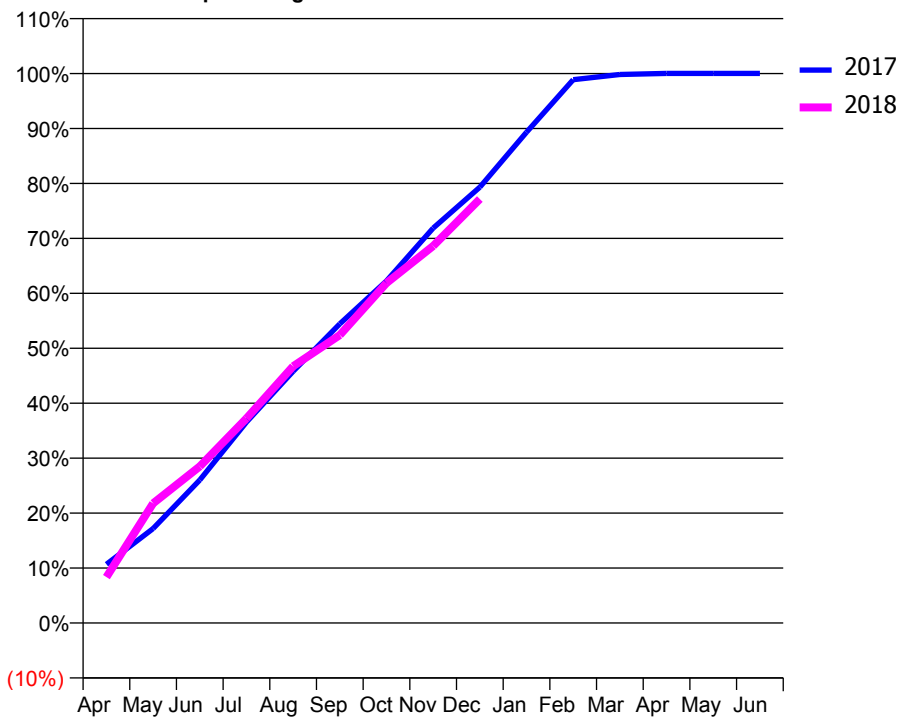
ACCESS*

Patients seen in 24 months	Total	Change since previous quarter
Quarter ending December 2016	1,981	
Quarter ending March 2017	1,959	↓
Quarter ending June 2017	1,949	→
Quarter ending September 2017	1,939	→
Quarter ending December 2017	1,908	↓
Variance since December 2016	(3.7%)	↓



ACTIVITY

Cumulative percentage of contracted UDA delivered 2017 & 2018



Month	Adjusted Scheduled Activity (UDA)	
	2017	2018
April	722	565
May	1,162	1,472
June	1,759	1,925
July	2,470	2,516
August	3,094	3,157
September	3,678	3,540
October	4,207	4,180
November	4,856	4,635
December	5,359	5,213
January	6,034	
February	6,680	
March	6,744	
April	6,756	
May	6,756	
June	6,756	

QUALITY

	Quantity	Base Number	Contract	AT	Region	England
% of FP17s for the same patient ID Re-attending within 3 months - Children	6	314	1.9%	11.0%	11.8%	12.0%
% of FP17s for the same patient ID Re-attending within 3 months - Adults	264	2,359	11.2%	14.5%	15.3%	15.9%
% of FP17s for the same patient ID Re-attending between 3 & 9 months - Children	229	314	72.9%	56.7%	59.1%	58.0%
% of FP17s for the same patient ID Re-attending between 3 & 9 months - Adults	1,719	2,359	72.9%	48.2%	51.5%	50.5%
% of FP17s for Band 1 Urgent Courses	8	2,669	0.3%	8.6%	8.0%	9.0%
% of FP17s Relating to Free Repair or Replacements	28	2,669	1.0%	0.7%	0.8%	0.8%
% of FP17s Relating to Continuations	10	2,669	0.4%	0.9%	1.1%	1.1%
% of Patients satisfied with the dentistry they have received	5	5	N/A	91.1%	91.6%	91.5%
% of Patients satisfied with the time they had to wait for an appointment	5	5	N/A	86.8%	88.3%	87.9%

* This is based on patients treated on this contract for their most recent course of treatment. Figures in italics indicate the base number of FP17s or Patient Questionnaire responses are less than 100. N/A is shown where the base number of responses is less than 10 during the period. % is calculated as Quantity/Base number*100

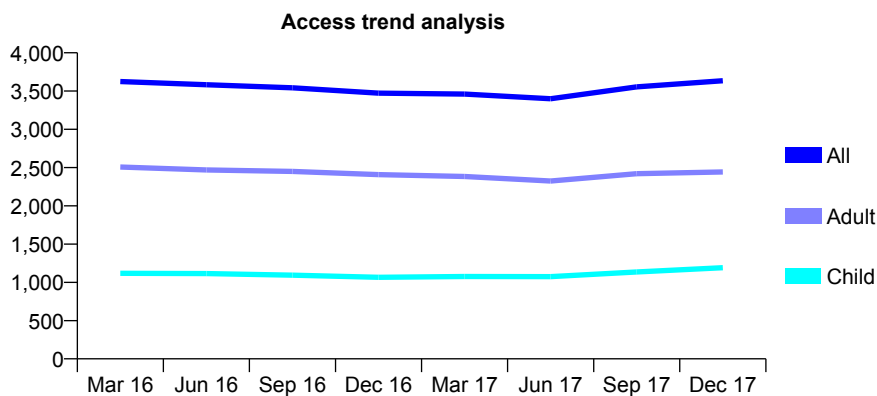
Q58 - Vital Signs At a Glance Contract Report for 939544/0001 - December 2017

Name or company name	MISS SS WADHWANI
Contract type name	GDS Contract
Purpose of contract	General
Contract start date	01/04/2006
Contract end date	

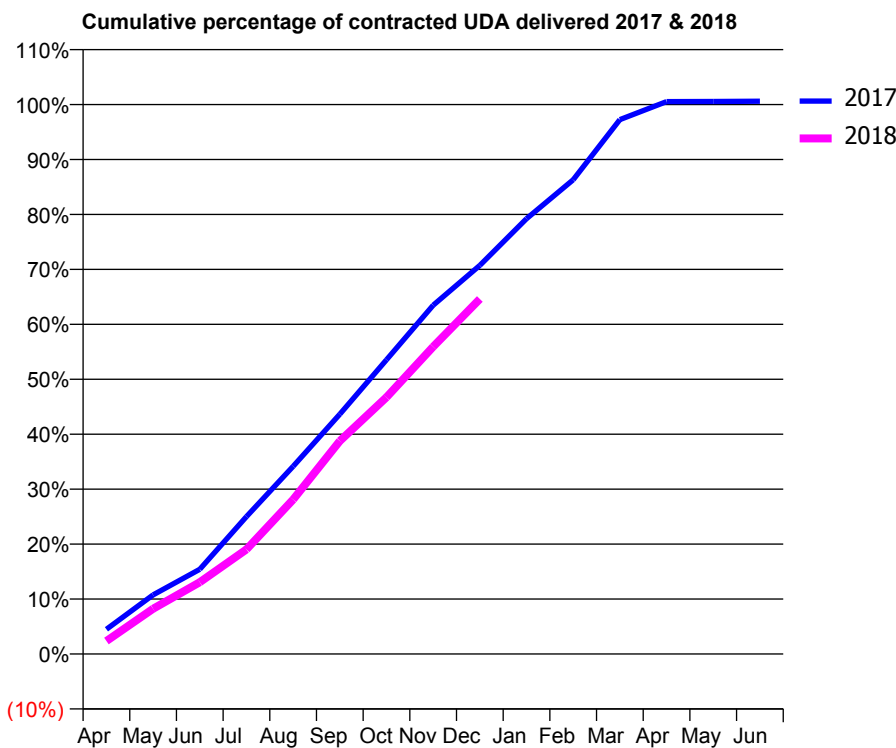
17/18 Contracted general activity (UDA)	7,512
Carry forward general activity (UDA)	-45
17/18 Contracted orthodontic activity (UOA)	0
Carry forward orthodontic activity (UOA)	0
Baseline contract value	£236,592.87

ACCESS*

Patients seen in 24 months	Total	Change since previous quarter
Quarter ending December 2016	3,473	
Quarter ending March 2017	3,460	→
Quarter ending June 2017	3,400	↓
Quarter ending September 2017	3,555	↑
Quarter ending December 2017	3,635	↑
Variance since December 2016	4.7%	↑



ACTIVITY



Month	Adjusted Scheduled Activity (UDA)	
	2017	2018
April	339	179
May	808	619
June	1,159	981
July	1,878	1,431
August	2,566	2,111
September	3,279	2,913
October	4,022	3,509
November	4,768	4,202
December	5,312	4,854
January	5,950	
February	6,483	
March	7,306	
April	7,552	
May	7,554	
June	7,557	

QUALITY

	Quantity	Base Number	Contract	AT	Region	England
% of FP17s for the same patient ID Re-attending within 3 months - Children	44	1,156	3.8%	11.0%	11.8%	12.0%
% of FP17s for the same patient ID Re-attending within 3 months - Adults	250	2,156	11.6%	14.5%	15.3%	15.9%
% of FP17s for the same patient ID Re-attending between 3 & 9 months - Children	465	1,156	40.2%	56.7%	59.1%	58.0%
% of FP17s for the same patient ID Re-attending between 3 & 9 months - Adults	780	2,156	36.2%	48.2%	51.5%	50.5%
% of FP17s for Band 1 Urgent Courses	249	2,680	9.3%	8.6%	8.0%	9.0%
% of FP17s Relating to Free Repair or Replacements	16	2,680	0.6%	0.7%	0.8%	0.8%
% of FP17s Relating to Continuations	20	2,680	0.7%	0.9%	1.1%	1.1%
% of Patients satisfied with the dentistry they have received	4	4	N/A	91.1%	91.6%	91.5%
% of Patients satisfied with the time they had to wait for an appointment	4	4	N/A	86.8%	88.3%	87.9%

* This is based on patients treated on this contract for their most recent course of treatment. Figures in italics indicate the base number of FP17s or Patient Questionnaire responses are less than 100. N/A is shown where the base number of responses is less than 10 during the period. % is calculated as Quantity/Base number*100

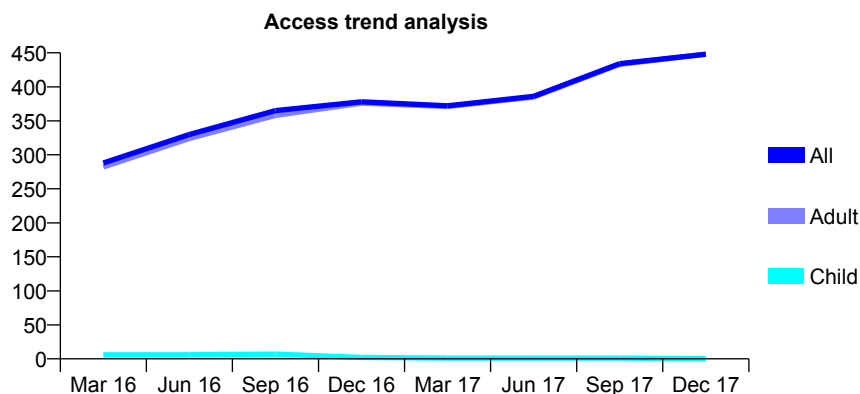
Q58 - Vital Signs At a Glance Contract Report for 939544/0002 - December 2017

Name or company name	MISS SS WADHWANI
Contract type name	PDS Contract
Purpose of contract	General
Contract start date	01/09/2014
Contract end date	31/03/2018

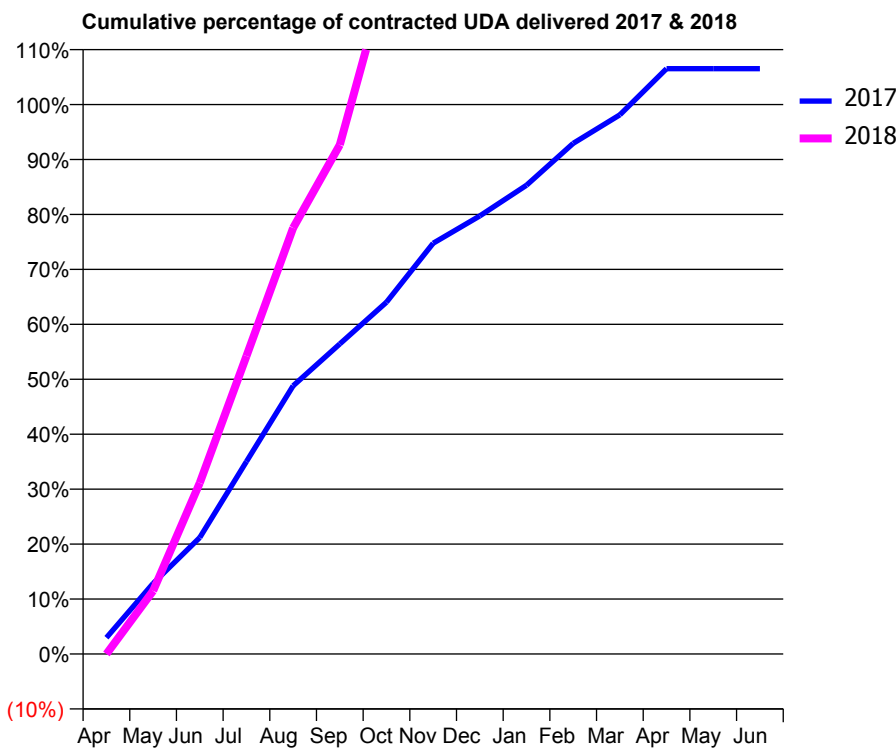
17/18 Contracted general activity (UDA)	357
Carry forward general activity (UDA)	0
17/18 Contracted orthodontic activity (UOA)	0
Carry forward orthodontic activity (UOA)	0
Baseline contract value	£53,727.68

ACCESS*

Patients seen in 24 months	Total	Change since previous quarter
Quarter ending December 2016	378	
Quarter ending March 2017	372	↓
Quarter ending June 2017	386	↑
Quarter ending September 2017	434	↑
Quarter ending December 2017	448	↑
Variance since December 2016	18.5%	↑



ACTIVITY



Month	Adjusted Scheduled Activity (UDA)	
	2017	2018
April	25	0
May	110	41
June	181	111
July	300	194
August	418	277
September	483	331
October	548	441
November	640	476
December	682	534
January	730	
February	795	
March	840	
April	912	
May	912	
June	912	

QUALITY

	Quantity	Base Number	Contract	AT	Region	England
% of FP17s for the same patient ID Re-attending within 3 months - Children	0	0	N/A	11.0%	11.8%	12.0%
% of FP17s for the same patient ID Re-attending within 3 months - Adults	18	275	6.5%	14.5%	15.3%	15.9%
% of FP17s for the same patient ID Re-attending between 3 & 9 months - Children	0	0	N/A	56.7%	59.1%	58.0%
% of FP17s for the same patient ID Re-attending between 3 & 9 months - Adults	79	275	28.7%	48.2%	51.5%	50.5%
% of FP17s for Band 1 Urgent Courses	16	242	6.6%	8.6%	8.0%	9.0%
% of FP17s Relating to Free Repair or Replacements	0	242	0.0%	0.7%	0.8%	0.8%
% of FP17s Relating to Continuations	6	242	2.5%	0.9%	1.1%	1.1%
% of Patients satisfied with the dentistry they have received	1	1	N/A	91.1%	91.6%	91.5%
% of Patients satisfied with the time they had to wait for an appointment	0	1	N/A	86.8%	88.3%	87.9%

* This is based on patients treated on this contract for their most recent course of treatment. Figures in italics indicate the base number of FP17s or Patient Questionnaire responses are less than 100. N/A is shown where the base number of responses is less than 10 during the period. % is calculated as Quantity/Base number*100

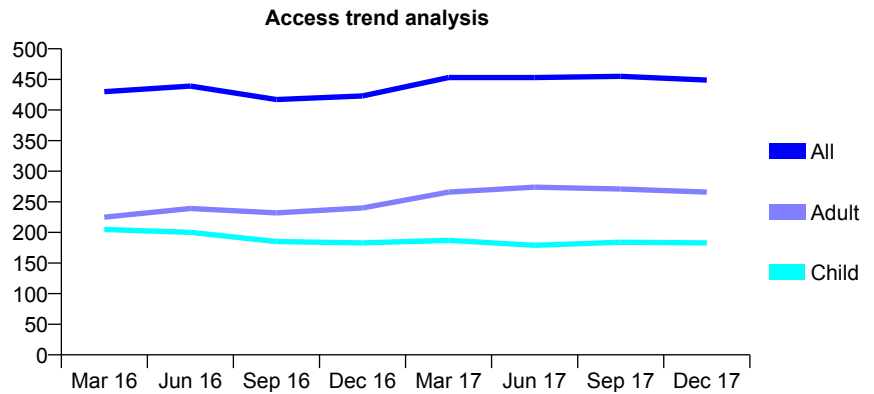
Q58 - Vital Signs At a Glance Contract Report for 940984/0001 - December 2017

Name or company name	MR NL SLACK
Contract type name	GDS Contract
Purpose of contract	General
Contract start date	01/04/2006
Contract end date	

17/18 Contracted general activity (UDA)	1,326
Carry forward general activity (UDA)	-1
17/18 Contracted orthodontic activity (UOA)	0
Carry forward orthodontic activity (UOA)	0
Baseline contract value	£38,299.93

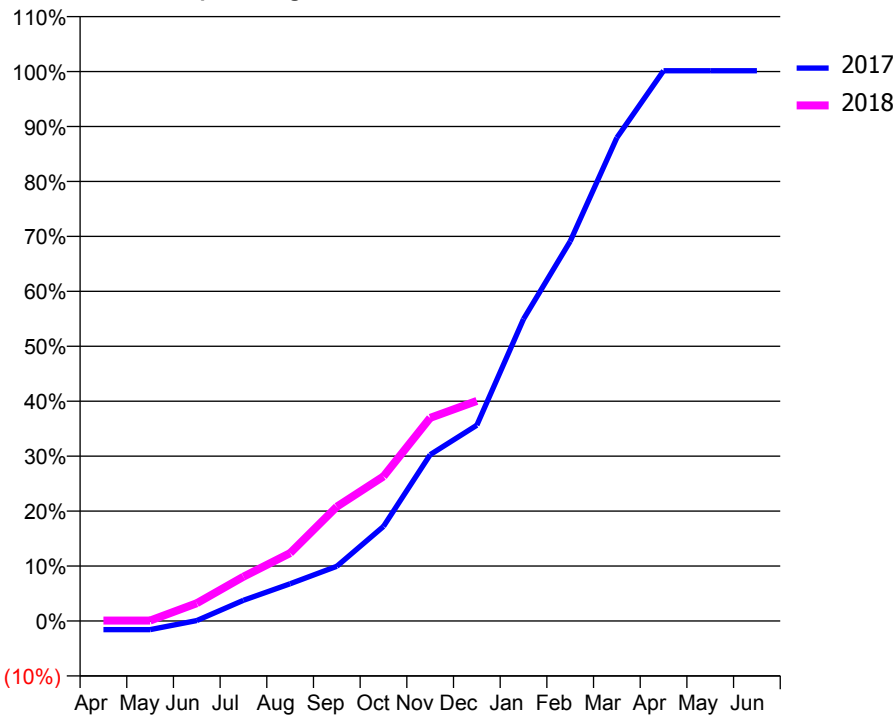
ACCESS*

Patients seen in 24 months	Total	Change since previous quarter
Quarter ending December 2016	423	
Quarter ending March 2017	453	↑
Quarter ending June 2017	453	→
Quarter ending September 2017	455	→
Quarter ending December 2017	449	↓
Variance since December 2016	6.1%	↑



ACTIVITY

Cumulative percentage of contracted UDA delivered 2017 & 2018



Month	Adjusted Scheduled Activity (UDA)	
	2017	2018
April	-21	1
May	-21	1
June	1	43
July	50	107
August	90	164
September	132	276
October	228	349
November	401	490
December	472	531
January	729	
February	916	
March	1,166	
April	1,328	
May	1,328	
June	1,328	

QUALITY

	Quantity	Base Number	Contract	AT	Region	England
% of FP17s for the same patient ID Re-attending within 3 months - Children	9	174	5.2%	11.0%	11.8%	12.0%
% of FP17s for the same patient ID Re-attending within 3 months - Adults	18	141	12.8%	14.5%	15.3%	15.9%
% of FP17s for the same patient ID Re-attending between 3 & 9 months - Children	125	174	71.8%	56.7%	59.1%	58.0%
% of FP17s for the same patient ID Re-attending between 3 & 9 months - Adults	75	141	53.2%	48.2%	51.5%	50.5%
% of FP17s for Band 1 Urgent Courses	1	266	0.4%	8.6%	8.0%	9.0%
% of FP17s Relating to Free Repair or Replacements	1	266	0.4%	0.7%	0.8%	0.8%
% of FP17s Relating to Continuations	0	266	0.0%	0.9%	1.1%	1.1%
% of Patients satisfied with the dentistry they have received	1	1	N/A	91.1%	91.6%	91.5%
% of Patients satisfied with the time they had to wait for an appointment	1	1	N/A	86.8%	88.3%	87.9%

* This is based on patients treated on this contract for their most recent course of treatment. Figures in italics indicate the base number of FP17s or Patient Questionnaire responses are less than 100. N/A is shown where the base number of responses is less than 10 during the period. % is calculated as Quantity/Base number*100

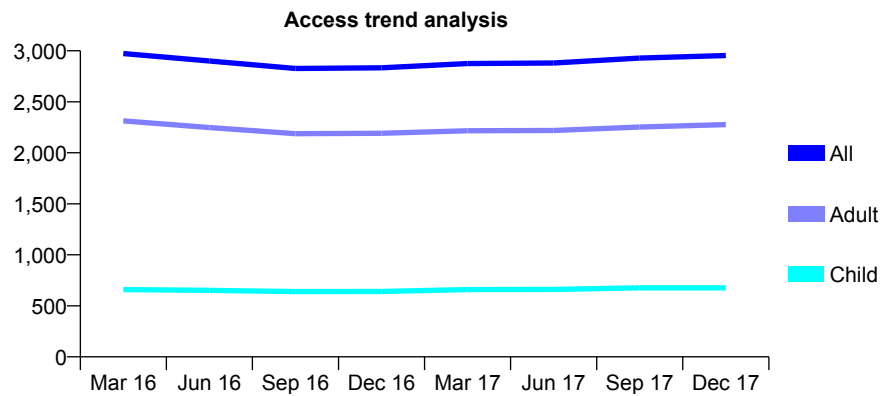
Q58 - Vital Signs At a Glance Contract Report for 941034/0001 - December 2017

Name or company name	MR AM BHIMANI
Contract type name	GDS Contract
Purpose of contract	General
Contract start date	12/08/2013
Contract end date	

17/18 Contracted general activity (UDA)	10,085
Carry forward general activity (UDA)	-92
17/18 Contracted orthodontic activity (UOA)	0
Carry forward orthodontic activity (UOA)	0
Baseline contract value	£257,646.32

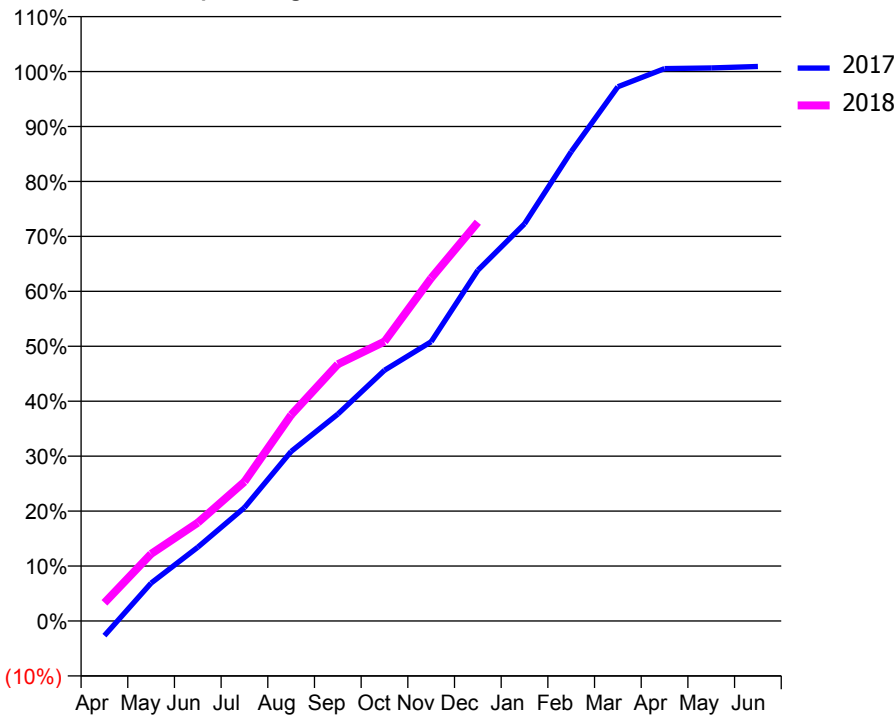
ACCESS*

Patients seen in 24 months	Total	Change since previous quarter
Quarter ending December 2016	2,833	
Quarter ending March 2017	2,875	→
Quarter ending June 2017	2,880	→
Quarter ending September 2017	2,929	→
Quarter ending December 2017	2,953	→
Variance since December 2016	4.2%	↑



ACTIVITY

Cumulative percentage of contracted UDA delivered 2017 & 2018



Month	Adjusted Scheduled Activity (UDA)	
	2017	2018
April	-271	334
May	696	1,233
June	1,355	1,805
July	2,082	2,556
August	3,111	3,781
September	3,798	4,712
October	4,603	5,129
November	5,127	6,293
December	6,437	7,319
January	7,289	
February	8,614	
March	9,804	
April	10,139	
May	10,150	
June	10,177	

QUALITY

	Quantity	Base Number	Contract	AT	Region	England
% of FP17s for the same patient ID Re-attending within 3 months - Children	54	680	7.9%	11.0%	11.8%	12.0%
% of FP17s for the same patient ID Re-attending within 3 months - Adults	325	2,250	14.4%	14.5%	15.3%	15.9%
% of FP17s for the same patient ID Re-attending between 3 & 9 months - Children	313	680	46.0%	56.7%	59.1%	58.0%
% of FP17s for the same patient ID Re-attending between 3 & 9 months - Adults	980	2,250	43.6%	48.2%	51.5%	50.5%
% of FP17s for Band 1 Urgent Courses	268	2,796	9.6%	8.6%	8.0%	9.0%
% of FP17s Relating to Free Repair or Replacements	16	2,796	0.6%	0.7%	0.8%	0.8%
% of FP17s Relating to Continuations	18	2,796	0.6%	0.9%	1.1%	1.1%
% of Patients satisfied with the dentistry they have received	4	4	N/A	91.1%	91.6%	91.5%
% of Patients satisfied with the time they had to wait for an appointment	4	4	N/A	86.8%	88.3%	87.9%

* This is based on patients treated on this contract for their most recent course of treatment. Figures in italics indicate the base number of FP17s or Patient Questionnaire responses are less than 100. N/A is shown where the base number of responses is less than 10 during the period. % is calculated as Quantity/Base number*100

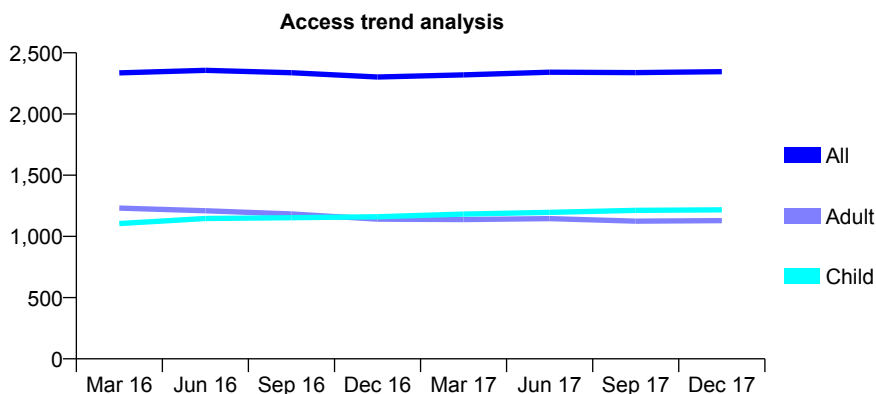
Q58 - Vital Signs At a Glance Contract Report for 943959/0001 - December 2017

Name or company name	MR K THANKI
Contract type name	GDS Contract
Purpose of contract	General
Contract start date	01/04/2006
Contract end date	

17/18 Contracted general activity (UDA)	10,870
Carry forward general activity (UDA)	46
17/18 Contracted orthodontic activity (UOA)	0
Carry forward orthodontic activity (UOA)	0
Baseline contract value	£357,938.55

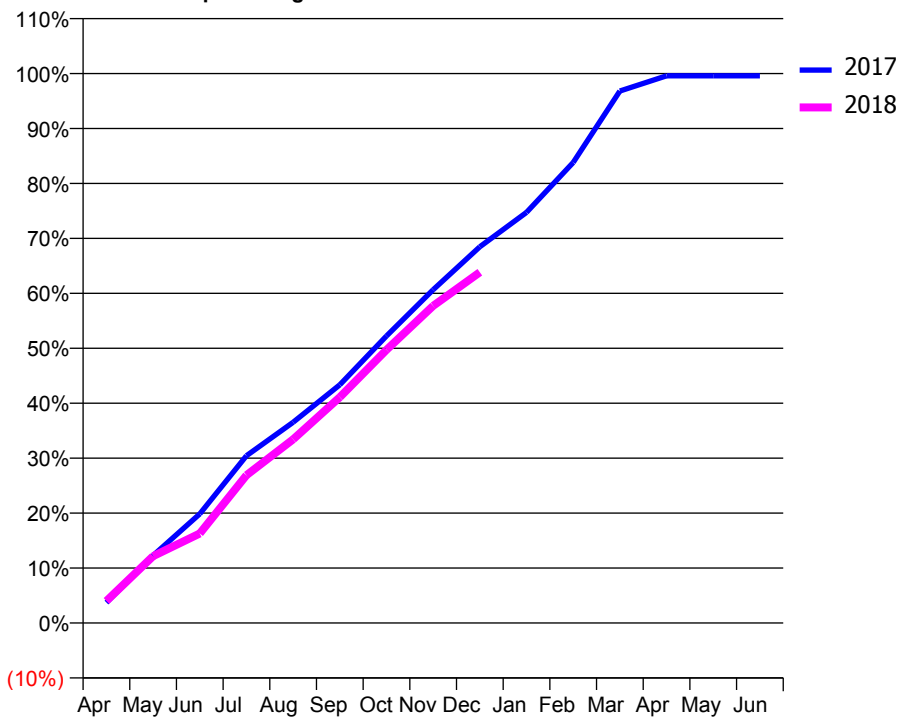
ACCESS*

Patients seen in 24 months	Total	Change since previous quarter
Quarter ending December 2016	2,302	
Quarter ending March 2017	2,320	→
Quarter ending June 2017	2,342	→
Quarter ending September 2017	2,338	→
Quarter ending December 2017	2,346	→
Variance since December 2016	1.9%	→



ACTIVITY

Cumulative percentage of contracted UDA delivered 2017 & 2018



Month	Adjusted Scheduled Activity (UDA)	
	2017	2018
April	404	438
May	1,336	1,322
June	2,159	1,772
July	3,309	2,924
August	3,971	3,632
September	4,713	4,466
October	5,677	5,402
November	6,594	6,273
December	7,443	6,938
January	8,124	
February	9,111	
March	10,524	
April	10,823	
May	10,823	
June	10,823	

QUALITY

	Quantity	Base Number	Contract	AT	Region	England
% of FP17s for the same patient ID Re-attending within 3 months - Children	67	1,240	5.4%	11.0%	11.8%	12.0%
% of FP17s for the same patient ID Re-attending within 3 months - Adults	166	1,140	14.6%	14.5%	15.3%	15.9%
% of FP17s for the same patient ID Re-attending between 3 & 9 months - Children	814	1,240	65.6%	56.7%	59.1%	58.0%
% of FP17s for the same patient ID Re-attending between 3 & 9 months - Adults	678	1,140	59.5%	48.2%	51.5%	50.5%
% of FP17s for Band 1 Urgent Courses	33	2,313	1.4%	8.6%	8.0%	9.0%
% of FP17s Relating to Free Repair or Replacements	2	2,313	0.1%	0.7%	0.8%	0.8%
% of FP17s Relating to Continuations	2	2,313	0.1%	0.9%	1.1%	1.1%
% of Patients satisfied with the dentistry they have received	2	2	N/A	91.1%	91.6%	91.5%
% of Patients satisfied with the time they had to wait for an appointment	2	2	N/A	86.8%	88.3%	87.9%

* This is based on patients treated on this contract for their most recent course of treatment. Figures in italics indicate the base number of FP17s or Patient Questionnaire responses are less than 100. N/A is shown where the base number of responses is less than 10 during the period. % is calculated as Quantity/Base number*100

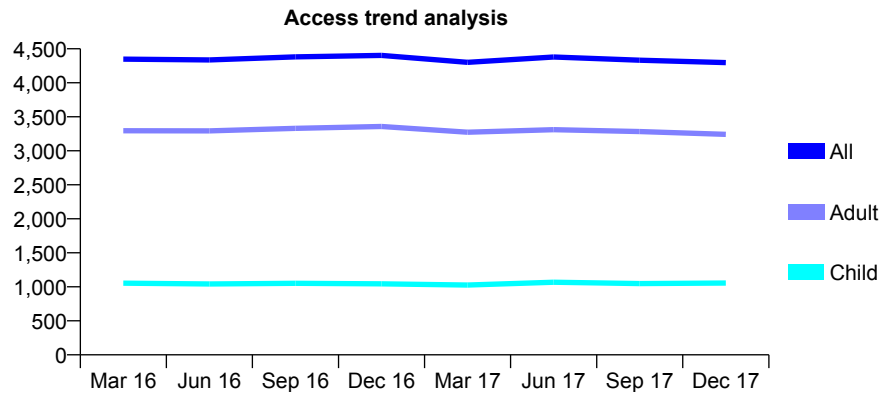
Q58 - Vital Signs At a Glance Contract Report for 946656/0002 - December 2017

Name or company name	MR GS LIDDER
Contract type name	GDS Contract
Purpose of contract	General
Contract start date	22/12/2007
Contract end date	

17/18 Contracted general activity (UDA)	10,493
Carry forward general activity (UDA)	116
17/18 Contracted orthodontic activity (UOA)	0
Carry forward orthodontic activity (UOA)	0
Baseline contract value	£363,061.45

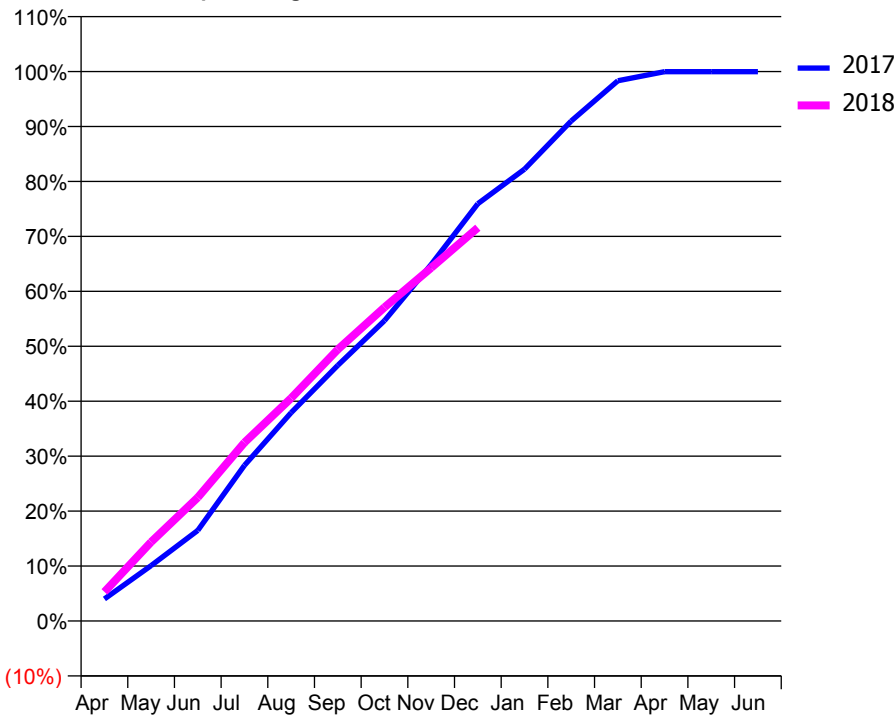
ACCESS*

Patients seen in 24 months	Total	Change since previous quarter
Quarter ending December 2016	4,402	
Quarter ending March 2017	4,300	↓
Quarter ending June 2017	4,379	→
Quarter ending September 2017	4,333	↓
Quarter ending December 2017	4,298	→
Variance since December 2016	(2.4%)	↓



ACTIVITY

Cumulative percentage of contracted UDA delivered 2017 & 2018



Month	Adjusted Scheduled Activity (UDA)	
	2017	2018
April	422	556
May	1,059	1,508
June	1,731	2,358
July	2,973	3,408
August	3,980	4,256
September	4,882	5,185
October	5,736	5,990
November	6,808	6,745
December	7,970	7,510
January	8,628	
February	9,548	
March	10,316	
April	10,489	
May	10,489	
June	10,490	

QUALITY

	Quantity	Base Number	Contract	AT	Region	England
% of FP17s for the same patient ID Re-attending within 3 months - Children	83	1,183	7.0%	11.0%	11.8%	12.0%
% of FP17s for the same patient ID Re-attending within 3 months - Adults	408	3,250	12.6%	14.5%	15.3%	15.9%
% of FP17s for the same patient ID Re-attending between 3 & 9 months - Children	651	1,183	55.0%	56.7%	59.1%	58.0%
% of FP17s for the same patient ID Re-attending between 3 & 9 months - Adults	1,629	3,250	50.1%	48.2%	51.5%	50.5%
% of FP17s for Band 1 Urgent Courses	344	4,168	8.3%	8.6%	8.0%	9.0%
% of FP17s Relating to Free Repair or Replacements	15	4,168	0.4%	0.7%	0.8%	0.8%
% of FP17s Relating to Continuations	19	4,168	0.5%	0.9%	1.1%	1.1%
% of Patients satisfied with the dentistry they have received	2	2	N/A	91.1%	91.6%	91.5%
% of Patients satisfied with the time they had to wait for an appointment	2	2	N/A	86.8%	88.3%	87.9%

* This is based on patients treated on this contract for their most recent course of treatment. Figures in italics indicate the base number of FP17s or Patient Questionnaire responses are less than 100. N/A is shown where the base number of responses is less than 10 during the period. % is calculated as Quantity/Base number*100

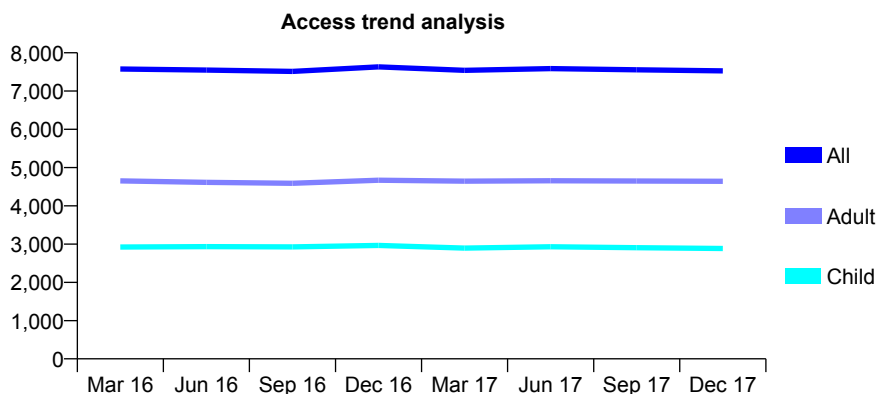
Q58 - Vital Signs At a Glance Contract Report for 946931/0001 - December 2017

Name or company name	All Smiles Dental Care
Contract type name	GDS Contract
Purpose of contract	General
Contract start date	01/04/2006
Contract end date	

17/18 Contracted general activity (UDA)	15,649
Carry forward general activity (UDA)	-313
17/18 Contracted orthodontic activity (UOA)	0
Carry forward orthodontic activity (UOA)	0
Baseline contract value	£421,245.45

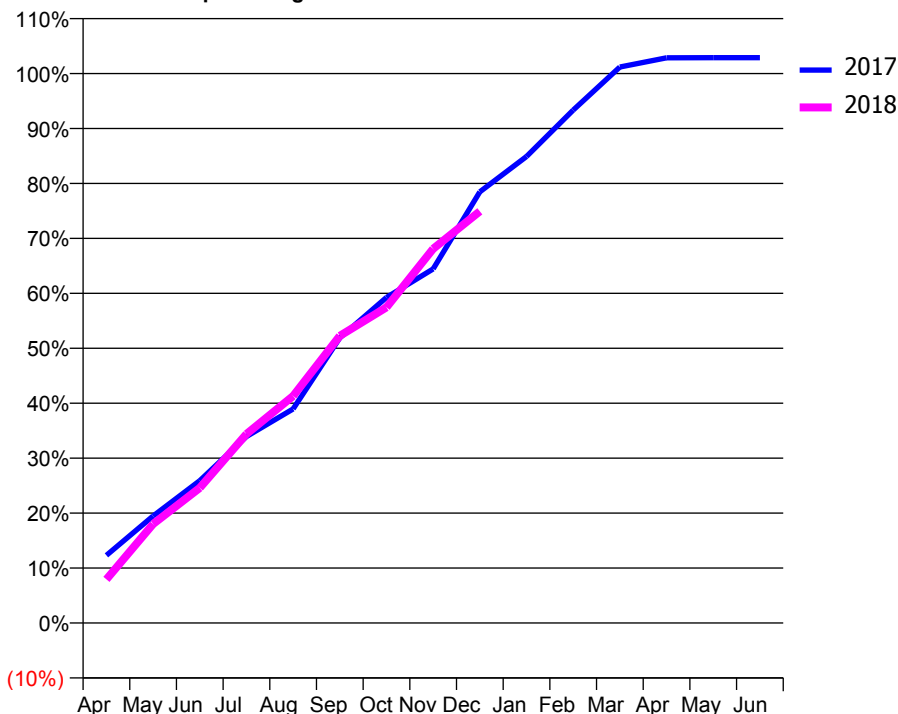
ACCESS*

Patients seen in 24 months	Total	Change since previous quarter
Quarter ending December 2016	7,633	
Quarter ending March 2017	7,542	↓
Quarter ending June 2017	7,587	→
Quarter ending September 2017	7,556	→
Quarter ending December 2017	7,526	→
Variance since December 2016	(1.4%)	↓



ACTIVITY

Cumulative percentage of contracted UDA delivered 2017 & 2018



Adjusted Scheduled Activity (UDA)

Month	2017	2018
April	1,928	1,245
May	3,047	2,820
June	4,054	3,849
July	5,312	5,383
August	6,099	6,465
September	8,119	8,178
October	9,273	8,990
November	10,083	10,658
December	12,280	11,725
January	13,284	
February	14,606	
March	15,832	
April	16,095	
May	16,099	
June	16,099	

QUALITY

	Quantity	Base Number	Contract	AT	Region	England
% of FP17s for the same patient ID Re-attending within 3 months - Children	169	3,441	4.9%	11.0%	11.8%	12.0%
% of FP17s for the same patient ID Re-attending within 3 months - Adults	435	4,739	9.2%	14.5%	15.3%	15.9%
% of FP17s for the same patient ID Re-attending between 3 & 9 months - Children	2,338	3,441	67.9%	56.7%	59.1%	58.0%
% of FP17s for the same patient ID Re-attending between 3 & 9 months - Adults	2,865	4,739	60.5%	48.2%	51.5%	50.5%
% of FP17s for Band 1 Urgent Courses	441	8,003	5.5%	8.6%	8.0%	9.0%
% of FP17s Relating to Free Repair or Replacements	7	8,003	0.1%	0.7%	0.8%	0.8%
% of FP17s Relating to Continuations	32	8,003	0.4%	0.9%	1.1%	1.1%
% of Patients satisfied with the dentistry they have received	6	6	N/A	91.1%	91.6%	91.5%
% of Patients satisfied with the time they had to wait for an appointment	2	6	N/A	86.8%	88.3%	87.9%

* This is based on patients treated on this contract for their most recent course of treatment. Figures in italics indicate the base number of FP17s or Patient Questionnaire responses are less than 100. N/A is shown where the base number of responses is less than 10 during the period. % is calculated as Quantity/Base number*100

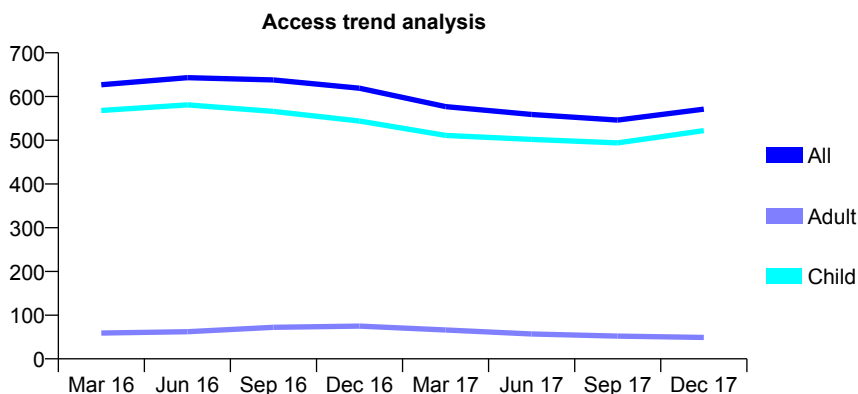
Q58 - Vital Signs At a Glance Contract Report for 951056/0001 - December 2017

Name or company name	Madhav and Jessop Partnership
Contract type name	GDS Contract
Purpose of contract	General
Contract start date	01/04/2006
Contract end date	

17/18 Contracted general activity (UDA)	980
Carry forward general activity (UDA)	-6
17/18 Contracted orthodontic activity (UOA)	0
Carry forward orthodontic activity (UOA)	0
Baseline contract value	£25,248.65

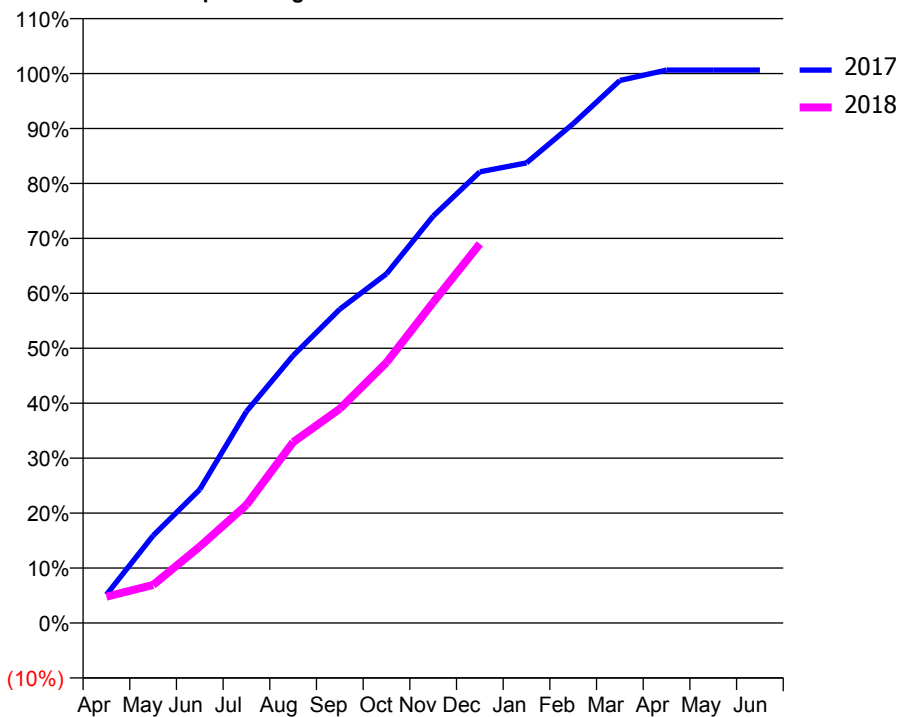
ACCESS*

Patients seen in 24 months	Total	Change since previous quarter
Quarter ending December 2016	619	
Quarter ending March 2017	577	↓
Quarter ending June 2017	559	↓
Quarter ending September 2017	546	↓
Quarter ending December 2017	571	↑
Variance since December 2016	(7.8%)	↓



ACTIVITY

Cumulative percentage of contracted UDA delivered 2017 & 2018



Month	Adjusted Scheduled Activity (UDA)	
	2017	2018
April	51	47
May	156	68
June	238	136
July	377	211
August	477	323
September	560	382
October	623	465
November	726	572
December	805	676
January	821	
February	890	
March	968	
April	986	
May	986	
June	986	

QUALITY

	Quantity	Base Number	Contract	AT	Region	England
% of FP17s for the same patient ID Re-attending within 3 months - Children	19	485	3.9%	11.0%	11.8%	12.0%
% of FP17s for the same patient ID Re-attending within 3 months - Adults	0	0	N/A	14.5%	15.3%	15.9%
% of FP17s for the same patient ID Re-attending between 3 & 9 months - Children	206	485	42.5%	56.7%	59.1%	58.0%
% of FP17s for the same patient ID Re-attending between 3 & 9 months - Adults	0	0	N/A	48.2%	51.5%	50.5%
% of FP17s for Band 1 Urgent Courses	16	466	3.4%	8.6%	8.0%	9.0%
% of FP17s Relating to Free Repair or Replacements	0	466	0.0%	0.7%	0.8%	0.8%
% of FP17s Relating to Continuations	1	466	0.2%	0.9%	1.1%	1.1%
% of Patients satisfied with the dentistry they have received	0	0	N/A	91.1%	91.6%	91.5%
% of Patients satisfied with the time they had to wait for an appointment	0	0	N/A	86.8%	88.3%	87.9%

* This is based on patients treated on this contract for their most recent course of treatment. Figures in italics indicate the base number of FP17s or Patient Questionnaire responses are less than 100. N/A is shown where the base number of responses is less than 10 during the period. % is calculated as Quantity/Base number*100

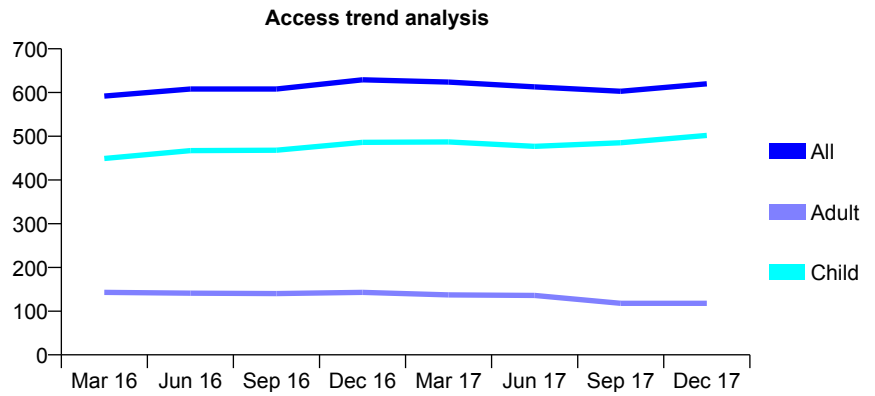
Q58 - Vital Signs At a Glance Contract Report for 952451/0001 - December 2017

Name or company name	MISS D GANGULI
Contract type name	GDS Contract
Purpose of contract	General
Contract start date	01/12/2010
Contract end date	

17/18 Contracted general activity (UDA)	1,146
Carry forward general activity (UDA)	-8
17/18 Contracted orthodontic activity (UOA)	0
Carry forward orthodontic activity (UOA)	0
Baseline contract value	£31,875.85

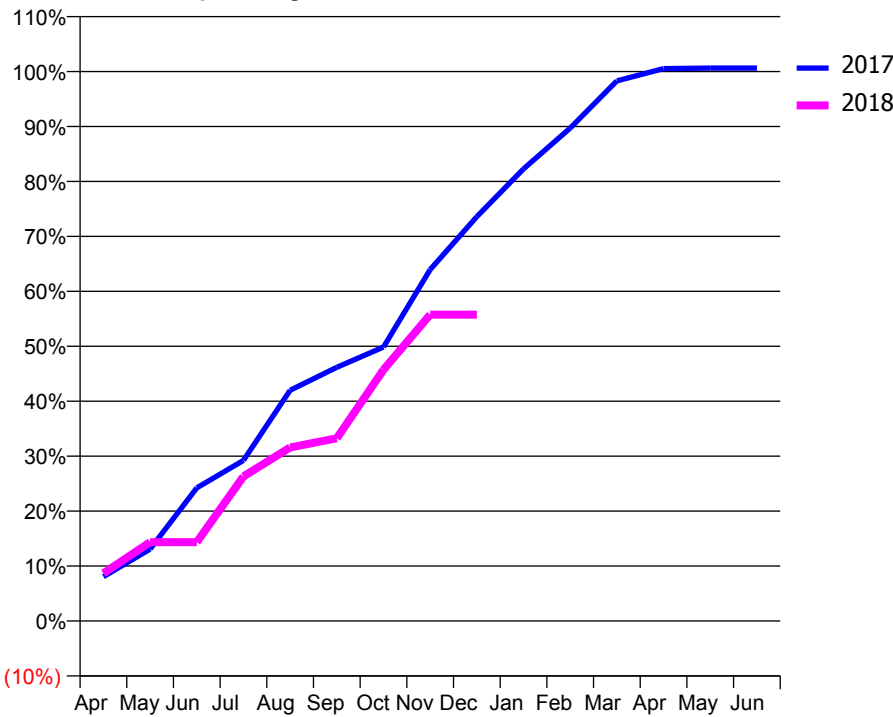
ACCESS*

Patients seen in 24 months	Total	Change since previous quarter
Quarter ending December 2016	629	
Quarter ending March 2017	624	→
Quarter ending June 2017	613	↓
Quarter ending September 2017	603	↓
Quarter ending December 2017	620	↑
Variance since December 2016	(1.4%)	↓



ACTIVITY

Cumulative percentage of contracted UDA delivered 2017 & 2018



Month	Adjusted Scheduled Activity (UDA)	
	2017	2018
April	93	99
May	150	164
June	278	164
July	335	302
August	481	362
September	529	381
October	571	524
November	733	639
December	843	639
January	943	
February	1,028	
March	1,126	
April	1,152	
May	1,153	
June	1,153	

QUALITY

	Quantity	Base Number	Contract	AT	Region	England
% of FP17s for the same patient ID Re-attending within 3 months - Children	18	476	3.8%	11.0%	11.8%	12.0%
% of FP17s for the same patient ID Re-attending within 3 months - Adults	9	58	15.5%	14.5%	15.3%	15.9%
% of FP17s for the same patient ID Re-attending between 3 & 9 months - Children	250	476	52.5%	56.7%	59.1%	58.0%
% of FP17s for the same patient ID Re-attending between 3 & 9 months - Adults	17	58	29.3%	48.2%	51.5%	50.5%
% of FP17s for Band 1 Urgent Courses	14	519	2.7%	8.6%	8.0%	9.0%
% of FP17s Relating to Free Repair or Replacements	0	519	0.0%	0.7%	0.8%	0.8%
% of FP17s Relating to Continuations	0	519	0.0%	0.9%	1.1%	1.1%
% of Patients satisfied with the dentistry they have received	0	0	N/A	91.1%	91.6%	91.5%
% of Patients satisfied with the time they had to wait for an appointment	0	0	N/A	86.8%	88.3%	87.9%

* This is based on patients treated on this contract for their most recent course of treatment. Figures in italics indicate the base number of FP17s or Patient Questionnaire responses are less than 100. N/A is shown where the base number of responses is less than 10 during the period. % is calculated as Quantity/Base number*100

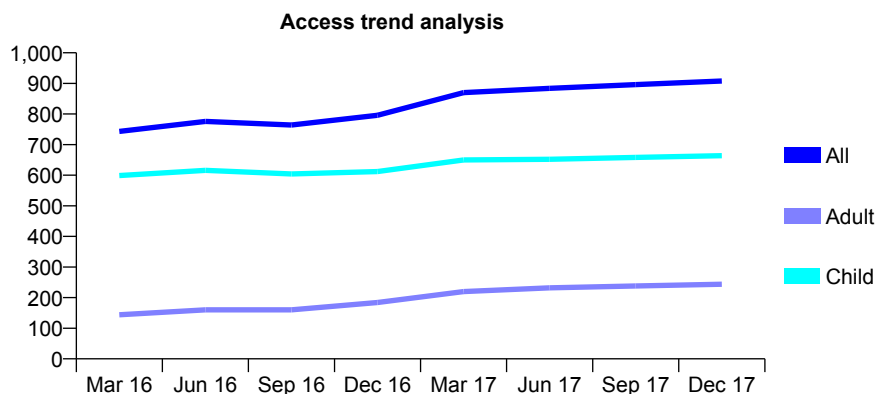
Q58 - Vital Signs At a Glance Contract Report for 960845/0001 - December 2017

Name or company name	MR K SAEED
Contract type name	GDS Contract
Purpose of contract	General
Contract start date	05/02/2008
Contract end date	

17/18 Contracted general activity (UDA)	1,938
Carry forward general activity (UDA)	-39
17/18 Contracted orthodontic activity (UOA)	0
Carry forward orthodontic activity (UOA)	0
Baseline contract value	£42,405.49

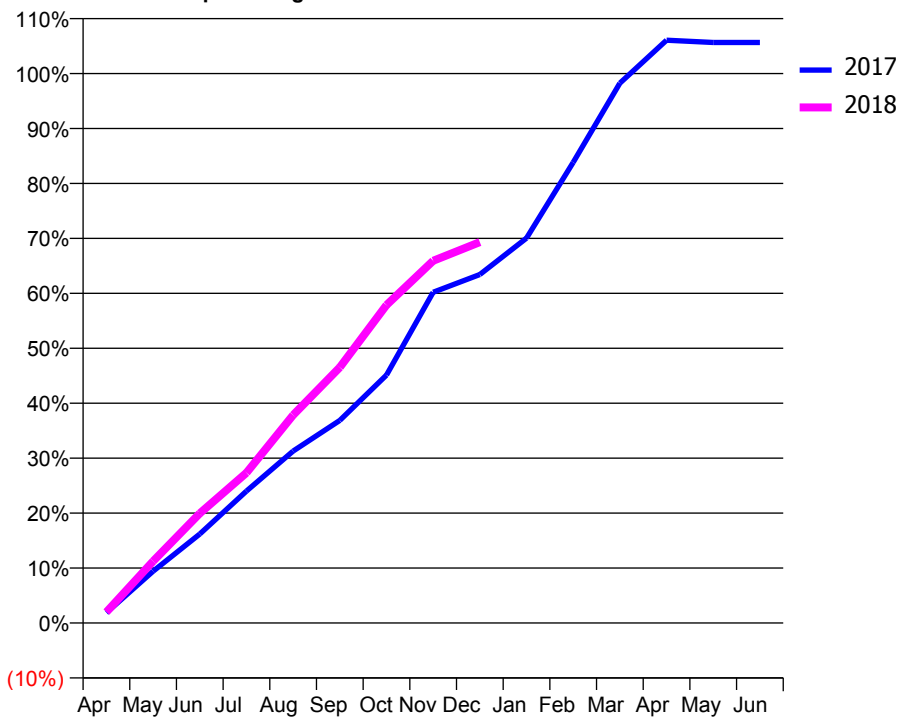
ACCESS*

Patients seen in 24 months	Total	Change since previous quarter
Quarter ending December 2016	796	
Quarter ending March 2017	870	↑
Quarter ending June 2017	884	→
Quarter ending September 2017	896	→
Quarter ending December 2017	908	→
Variance since December 2016	14.1%	↑



ACTIVITY

Cumulative percentage of contracted UDA delivered 2017 & 2018



Month	Adjusted Scheduled Activity (UDA)	
	2017	2018
April	37	39
May	183	218
June	314	387
July	465	530
August	607	734
September	715	902
October	875	1,121
November	1,167	1,278
December	1,229	1,343
January	1,357	
February	1,624	
March	1,904	
April	2,055	
May	2,047	
June	2,047	

QUALITY

	Quantity	Base Number	Contract	AT	Region	England
% of FP17s for the same patient ID Re-attending within 3 months - Children	44	681	6.5%	11.0%	11.8%	12.0%
% of FP17s for the same patient ID Re-attending within 3 months - Adults	16	162	9.9%	14.5%	15.3%	15.9%
% of FP17s for the same patient ID Re-attending between 3 & 9 months - Children	419	681	61.5%	56.7%	59.1%	58.0%
% of FP17s for the same patient ID Re-attending between 3 & 9 months - Adults	91	162	56.2%	48.2%	51.5%	50.5%
% of FP17s for Band 1 Urgent Courses	26	776	3.4%	8.6%	8.0%	9.0%
% of FP17s Relating to Free Repair or Replacements	0	776	0.0%	0.7%	0.8%	0.8%
% of FP17s Relating to Continuations	0	776	0.0%	0.9%	1.1%	1.1%
% of Patients satisfied with the dentistry they have received	1	1	N/A	91.1%	91.6%	91.5%
% of Patients satisfied with the time they had to wait for an appointment	1	1	N/A	86.8%	88.3%	87.9%

* This is based on patients treated on this contract for their most recent course of treatment. Figures in italics indicate the base number of FP17s or Patient Questionnaire responses are less than 100. N/A is shown where the base number of responses is less than 10 during the period. % is calculated as Quantity/Base number*100

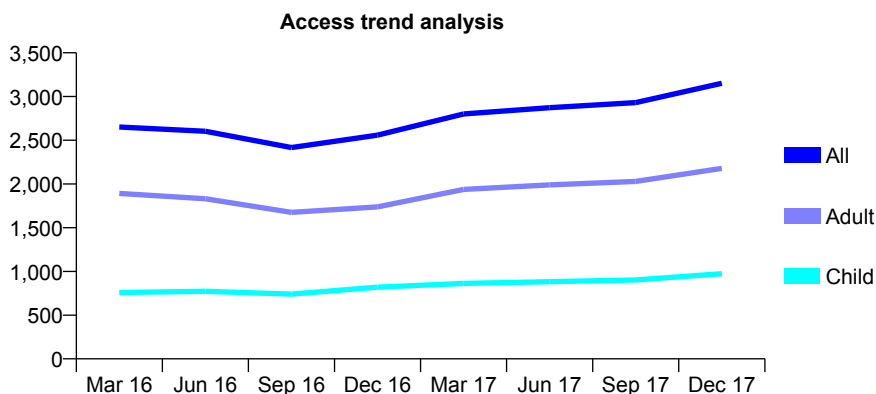
Q58 - Vital Signs At a Glance Contract Report for 963577/0001 - December 2017

Name or company name	MR VB SHAH
Contract type name	GDS Contract
Purpose of contract	General
Contract start date	01/05/2011
Contract end date	

17/18 Contracted general activity (UDA)	8,207
Carry forward general activity (UDA)	-164
17/18 Contracted orthodontic activity (UOA)	0
Carry forward orthodontic activity (UOA)	0
Baseline contract value	£205,487.25

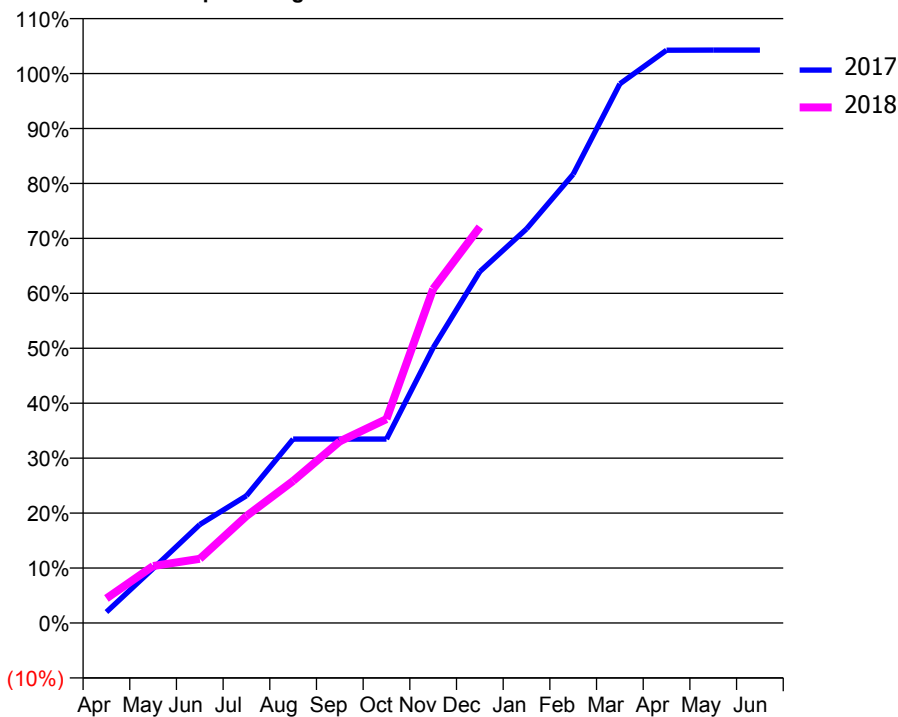
ACCESS*

Patients seen in 24 months	Total	Change since previous quarter
Quarter ending December 2016	2,558	
Quarter ending March 2017	2,801	↑
Quarter ending June 2017	2,872	↑
Quarter ending September 2017	2,931	↑
Quarter ending December 2017	3,151	↑
Variance since December 2016	23.2%	↑



ACTIVITY

Cumulative percentage of contracted UDA delivered 2017 & 2018



Month	Adjusted Scheduled Activity (UDA)	
	2017	2018
April	164	368
May	813	852
June	1,471	960
July	1,901	1,599
August	2,747	2,122
September	2,747	2,713
October	2,747	3,046
November	4,112	4,990
December	5,250	5,917
January	5,886	
February	6,703	
March	8,053	
April	8,556	
May	8,557	
June	8,557	

QUALITY

	Quantity	Base Number	Contract	AT	Region	England
% of FP17s for the same patient ID Re-attending within 3 months - Children	77	1,092	7.1%	11.0%	11.8%	12.0%
% of FP17s for the same patient ID Re-attending within 3 months - Adults	366	2,013	18.2%	14.5%	15.3%	15.9%
% of FP17s for the same patient ID Re-attending between 3 & 9 months - Children	587	1,092	53.8%	56.7%	59.1%	58.0%
% of FP17s for the same patient ID Re-attending between 3 & 9 months - Adults	811	2,013	40.3%	48.2%	51.5%	50.5%
% of FP17s for Band 1 Urgent Courses	273	2,274	12.0%	8.6%	8.0%	9.0%
% of FP17s Relating to Free Repair or Replacements	5	2,274	0.2%	0.7%	0.8%	0.8%
% of FP17s Relating to Continuations	43	2,274	1.9%	0.9%	1.1%	1.1%
% of Patients satisfied with the dentistry they have received	1	1	N/A	91.1%	91.6%	91.5%
% of Patients satisfied with the time they had to wait for an appointment	1	1	N/A	86.8%	88.3%	87.9%

* This is based on patients treated on this contract for their most recent course of treatment. Figures in italics indicate the base number of FP17s or Patient Questionnaire responses are less than 100. N/A is shown where the base number of responses is less than 10 during the period. % is calculated as Quantity/Base number*100

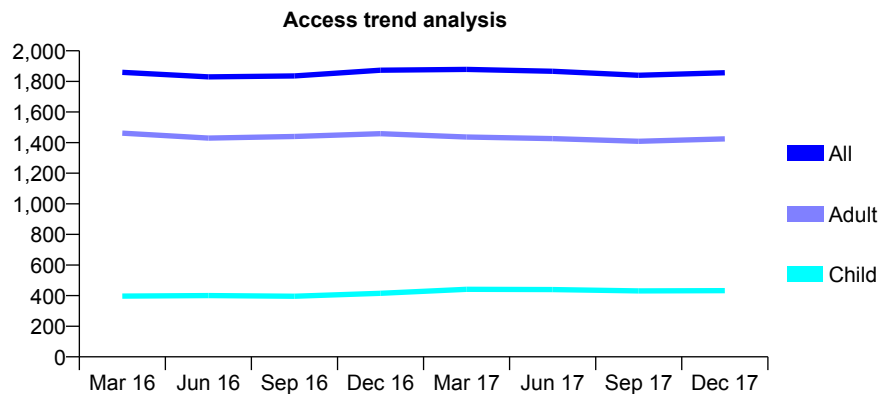
Q58 - Vital Signs At a Glance Contract Report for 963623/0001 - December 2017

Name or company name	MRS FD AIMEY
Contract type name	GDS Contract
Purpose of contract	General
Contract start date	02/10/2006
Contract end date	

17/18 Contracted general activity (UDA)	5,625
Carry forward general activity (UDA)	20
17/18 Contracted orthodontic activity (UOA)	0
Carry forward orthodontic activity (UOA)	0
Baseline contract value	£139,378.12

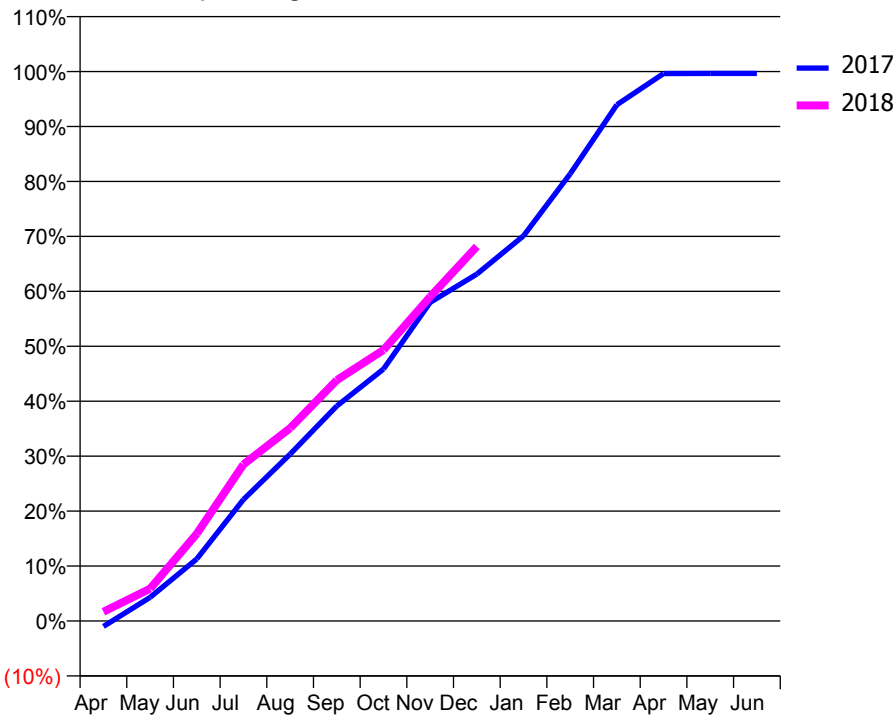
ACCESS*

Patients seen in 24 months	Total	Change since previous quarter
Quarter ending December 2016	1,873	
Quarter ending March 2017	1,878	→
Quarter ending June 2017	1,866	→
Quarter ending September 2017	1,840	↓
Quarter ending December 2017	1,857	→
Variance since December 2016	(0.9%)	→



ACTIVITY

Cumulative percentage of contracted UDA delivered 2017 & 2018



Month	Adjusted Scheduled Activity (UDA)	
	2017	2018
April	-57	94
May	242	330
June	635	893
July	1,245	1,603
August	1,708	1,975
September	2,201	2,466
October	2,579	2,774
November	3,261	3,319
December	3,551	3,833
January	3,943	
February	4,578	
March	5,285	
April	5,604	
May	5,606	
June	5,606	

QUALITY

	Quantity	Base Number	Contract	AT	Region	England
% of FP17s for the same patient ID Re-attending within 3 months - Children	35	385	9.1%	11.0%	11.8%	12.0%
% of FP17s for the same patient ID Re-attending within 3 months - Adults	194	1,165	16.7%	14.5%	15.3%	15.9%
% of FP17s for the same patient ID Re-attending between 3 & 9 months - Children	162	385	42.1%	56.7%	59.1%	58.0%
% of FP17s for the same patient ID Re-attending between 3 & 9 months - Adults	348	1,165	29.9%	48.2%	51.5%	50.5%
% of FP17s for Band 1 Urgent Courses	181	1,450	12.5%	8.6%	8.0%	9.0%
% of FP17s Relating to Free Repair or Replacements	13	1,450	0.9%	0.7%	0.8%	0.8%
% of FP17s Relating to Continuations	12	1,450	0.8%	0.9%	1.1%	1.1%
% of Patients satisfied with the dentistry they have received	1	2	N/A	91.1%	91.6%	91.5%
% of Patients satisfied with the time they had to wait for an appointment	1	2	N/A	86.8%	88.3%	87.9%

* This is based on patients treated on this contract for their most recent course of treatment. Figures in italics indicate the base number of FP17s or Patient Questionnaire responses are less than 100. N/A is shown where the base number of responses is less than 10 during the period. % is calculated as Quantity/Base number*100

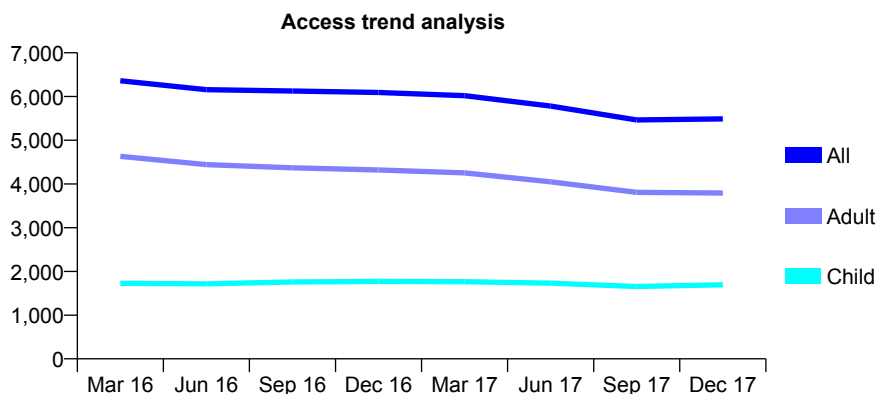
Q58 - Vital Signs At a Glance Contract Report for 967319/0002 - December 2017

Name or company name	Dr R K Sivasubramanian and Dr R Shah
Contract type name	GDS Contract
Purpose of contract	General
Contract start date	01/08/2010
Contract end date	

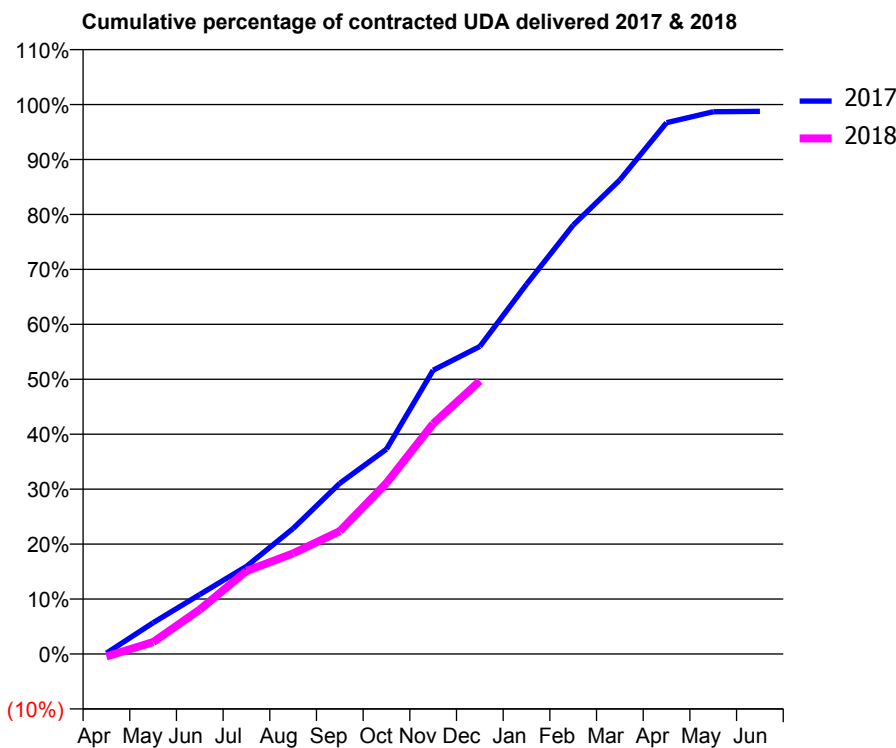
17/18 Contracted general activity (UDA)	19,763
Carry forward general activity (UDA)	247
17/18 Contracted orthodontic activity (UOA)	0
Carry forward orthodontic activity (UOA)	0
Baseline contract value	£496,944.95

ACCESS*

Patients seen in 24 months	Total	Change since previous quarter
Quarter ending December 2016	6,093	
Quarter ending March 2017	6,019	↓
Quarter ending June 2017	5,782	↓
Quarter ending September 2017	5,465	↓
Quarter ending December 2017	5,489	→
Variance since December 2016	(9.9%)	↓



ACTIVITY



Month	Adjusted Scheduled Activity (UDA)	
	2017	2018
April	31	-95
May	1,125	430
June	2,141	1,602
July	3,155	2,984
August	4,515	3,617
September	6,142	4,417
October	7,370	6,149
November	10,208	8,287
December	11,061	9,821
January	13,299	
February	15,427	
March	17,049	
April	19,108	
May	19,501	
June	19,516	

QUALITY

	Quantity	Base Number	Contract	AT	Region	England
% of FP17s for the same patient ID Re-attending within 3 months - Children	92	1,287	7.1%	11.0%	11.8%	12.0%
% of FP17s for the same patient ID Re-attending within 3 months - Adults	388	2,770	14.0%	14.5%	15.3%	15.9%
% of FP17s for the same patient ID Re-attending between 3 & 9 months - Children	320	1,287	24.9%	56.7%	59.1%	58.0%
% of FP17s for the same patient ID Re-attending between 3 & 9 months - Adults	745	2,770	26.9%	48.2%	51.5%	50.5%
% of FP17s for Band 1 Urgent Courses	351	3,465	10.1%	8.6%	8.0%	9.0%
% of FP17s Relating to Free Repair or Replacements	2	3,465	0.1%	0.7%	0.8%	0.8%
% of FP17s Relating to Continuations	12	3,465	0.3%	0.9%	1.1%	1.1%
% of Patients satisfied with the dentistry they have received	2	3	N/A	91.1%	91.6%	91.5%
% of Patients satisfied with the time they had to wait for an appointment	2	3	N/A	86.8%	88.3%	87.9%

* This is based on patients treated on this contract for their most recent course of treatment. Figures in italics indicate the base number of FP17s or Patient Questionnaire responses are less than 100. N/A is shown where the base number of responses is less than 10 during the period. % is calculated as Quantity/Base number*100

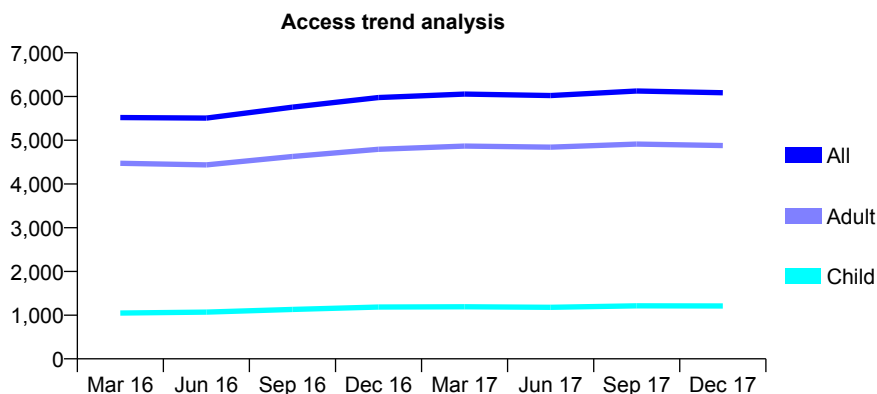
Q58 - Vital Signs At a Glance Contract Report for 967319/0003 - December 2017

Name or company name	MR RK SIVASUBRAMANIAN
Contract type name	GDS Contract
Purpose of contract	General
Contract start date	13/02/2014
Contract end date	

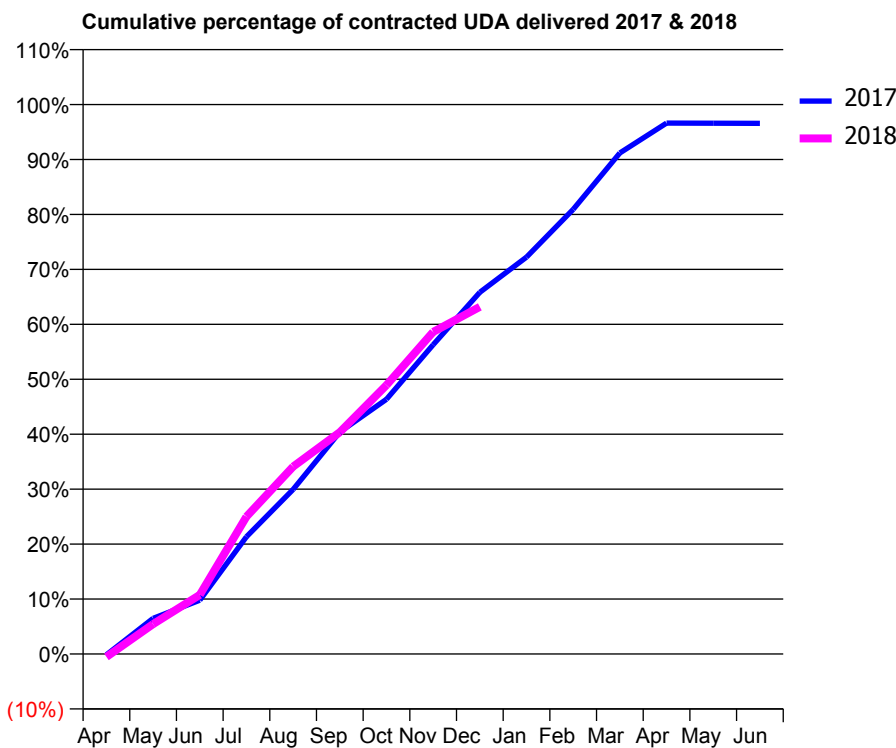
17/18 Contracted general activity (UDA)	14,084
Carry forward general activity (UDA)	483
17/18 Contracted orthodontic activity (UOA)	0
Carry forward orthodontic activity (UOA)	0
Baseline contract value	£316,376.65

ACCESS*

Patients seen in 24 months	Total	Change since previous quarter
Quarter ending December 2016	5,978	
Quarter ending March 2017	6,055	→
Quarter ending June 2017	6,021	→
Quarter ending September 2017	6,126	→
Quarter ending December 2017	6,086	→
Variance since December 2016	1.8%	→



ACTIVITY



Month	Adjusted Scheduled Activity (UDA)	
	2017	2018
April	-22	-78
May	914	767
June	1,377	1,515
July	3,005	3,521
August	4,219	4,804
September	5,688	5,686
October	6,531	6,892
November	7,926	8,256
December	9,269	8,899
January	10,172	
February	11,397	
March	12,841	
April	13,607	
May	13,604	
June	13,602	

QUALITY

	Quantity	Base Number	Contract	AT	Region	England
% of FP17s for the same patient ID Re-attending within 3 months - Children	56	953	5.9%	11.0%	11.8%	12.0%
% of FP17s for the same patient ID Re-attending within 3 months - Adults	471	3,564	13.2%	14.5%	15.3%	15.9%
% of FP17s for the same patient ID Re-attending between 3 & 9 months - Children	345	953	36.2%	56.7%	59.1%	58.0%
% of FP17s for the same patient ID Re-attending between 3 & 9 months - Adults	1,128	3,564	31.6%	48.2%	51.5%	50.5%
% of FP17s for Band 1 Urgent Courses	256	4,162	6.2%	8.6%	8.0%	9.0%
% of FP17s Relating to Free Repair or Replacements	64	4,162	1.5%	0.7%	0.8%	0.8%
% of FP17s Relating to Continuations	54	4,162	1.3%	0.9%	1.1%	1.1%
% of Patients satisfied with the dentistry they have received	7	7	N/A	91.1%	91.6%	91.5%
% of Patients satisfied with the time they had to wait for an appointment	6	7	N/A	86.8%	88.3%	87.9%

* This is based on patients treated on this contract for their most recent course of treatment. Figures in italics indicate the base number of FP17s or Patient Questionnaire responses are less than 100. N/A is shown where the base number of responses is less than 10 during the period. % is calculated as Quantity/Base number*100

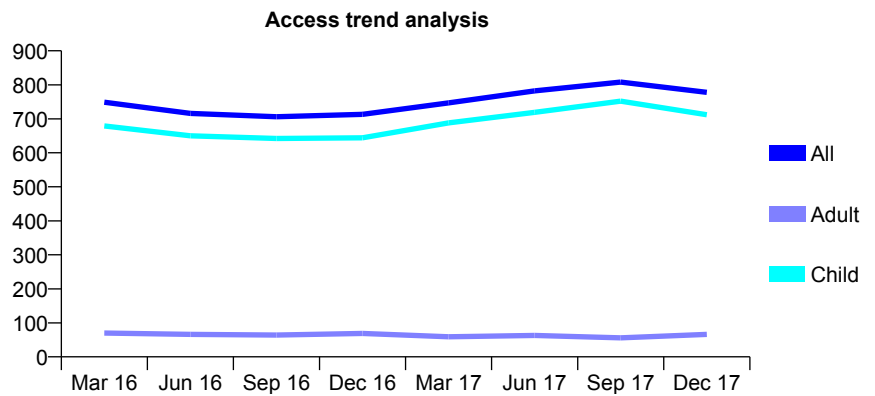
Q58 - Vital Signs At a Glance Contract Report for 976334/0001 - December 2017

Name or company name	MISS U MADHAV
Contract type name	GDS Contract
Purpose of contract	General
Contract start date	01/04/2014
Contract end date	

17/18 Contracted general activity (UDA)	1,500
Carry forward general activity (UDA)	-18
17/18 Contracted orthodontic activity (UOA)	0
Carry forward orthodontic activity (UOA)	0
Baseline contract value	£38,496.16

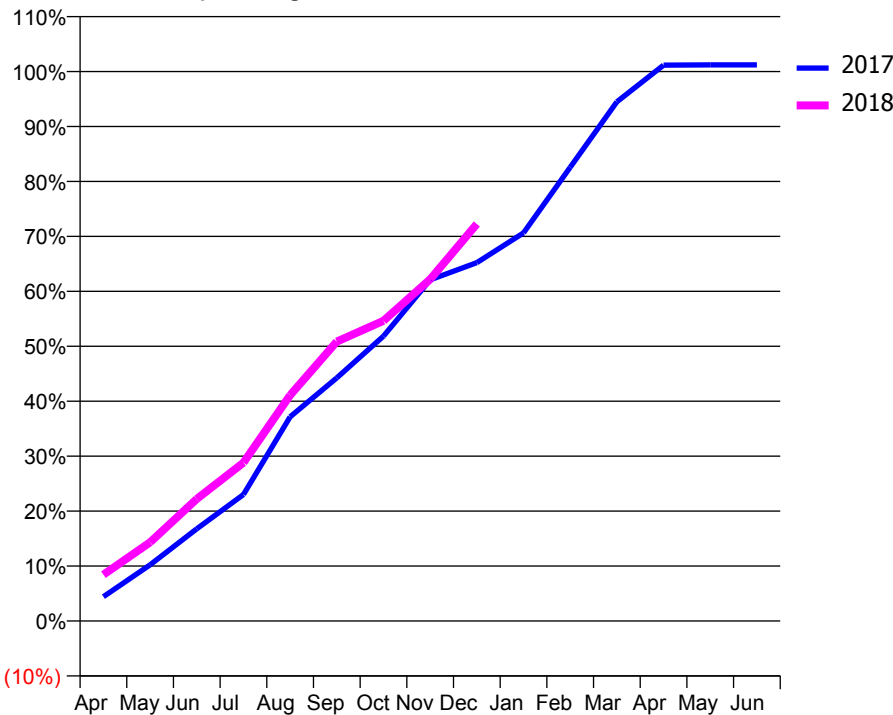
ACCESS*

Patients seen in 24 months	Total	Change since previous quarter
Quarter ending December 2016	713	
Quarter ending March 2017	747	↑
Quarter ending June 2017	782	↑
Quarter ending September 2017	808	↑
Quarter ending December 2017	778	↓
Variance since December 2016	9.1%	↑



ACTIVITY

Cumulative percentage of contracted UDA delivered 2017 & 2018



Month	Adjusted Scheduled Activity (UDA)	
	2017	2018
April	66	126
May	153	215
June	252	333
July	345	432
August	557	616
September	664	763
October	778	819
November	931	933
December	978	1,084
January	1,059	
February	1,239	
March	1,417	
April	1,517	
May	1,518	
June	1,518	

QUALITY

	Quantity	Base Number	Contract	AT	Region	England
% of FP17s for the same patient ID Re-attending within 3 months - Children	37	795	4.7%	11.0%	11.8%	12.0%
% of FP17s for the same patient ID Re-attending within 3 months - Adults	0	0	N/A	14.5%	15.3%	15.9%
% of FP17s for the same patient ID Re-attending between 3 & 9 months - Children	414	795	52.1%	56.7%	59.1%	58.0%
% of FP17s for the same patient ID Re-attending between 3 & 9 months - Adults	0	0	N/A	48.2%	51.5%	50.5%
% of FP17s for Band 1 Urgent Courses	15	721	2.1%	8.6%	8.0%	9.0%
% of FP17s Relating to Free Repair or Replacements	0	721	0.0%	0.7%	0.8%	0.8%
% of FP17s Relating to Continuations	3	721	0.4%	0.9%	1.1%	1.1%
% of Patients satisfied with the dentistry they have received	0	0	N/A	91.1%	91.6%	91.5%
% of Patients satisfied with the time they had to wait for an appointment	0	0	N/A	86.8%	88.3%	87.9%

* This is based on patients treated on this contract for their most recent course of treatment. Figures in italics indicate the base number of FP17s or Patient Questionnaire responses are less than 100. N/A is shown where the base number of responses is less than 10 during the period. % is calculated as Quantity/Base number*100

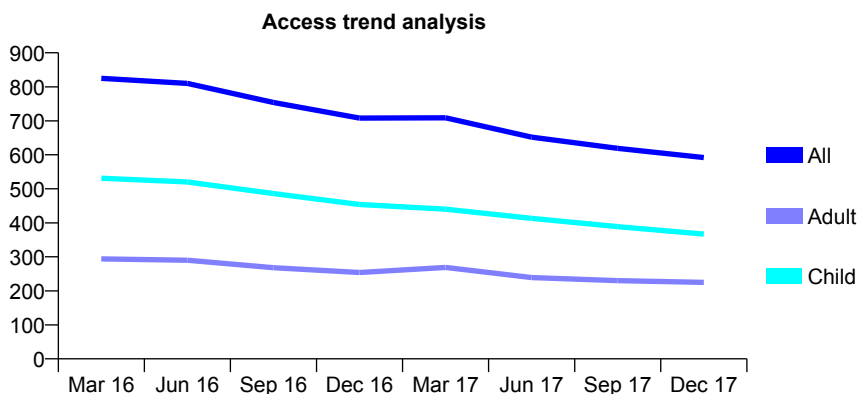
Q58 - Vital Signs At a Glance Contract Report for 987417/0001 - December 2017

Name or company name	MISS S MITTAL
Contract type name	GDS Contract
Purpose of contract	General
Contract start date	01/12/2013
Contract end date	

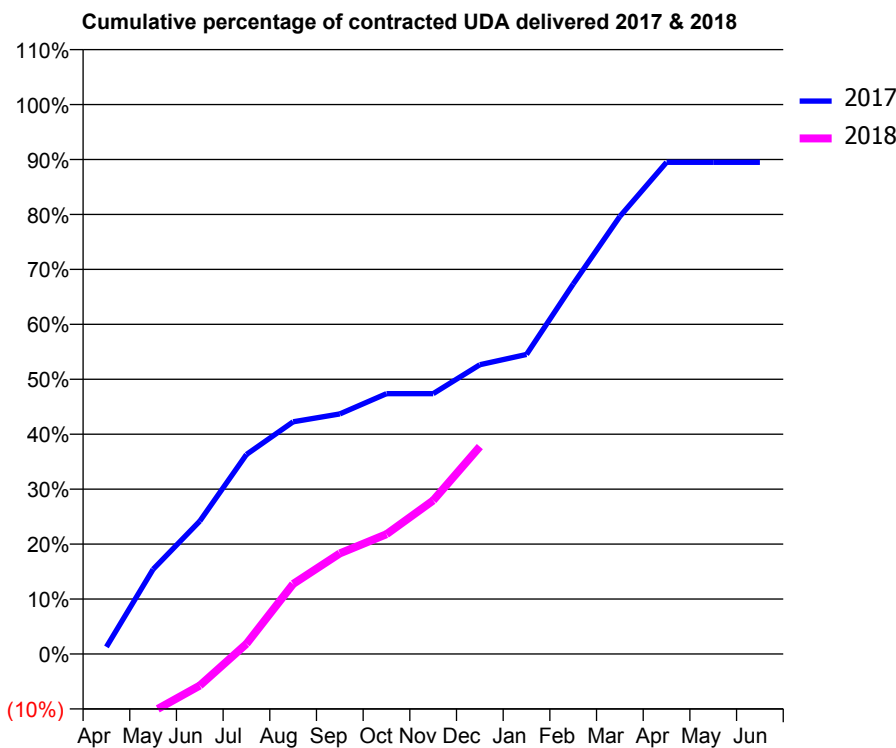
17/18 Contracted general activity (UDA)	2,246
Carry forward general activity (UDA)	236
17/18 Contracted orthodontic activity (UOA)	0
Carry forward orthodontic activity (UOA)	0
Baseline contract value	£53,859.75

ACCESS*

Patients seen in 24 months	Total	Change since previous quarter
Quarter ending December 2016	708	
Quarter ending March 2017	709	→
Quarter ending June 2017	652	↓
Quarter ending September 2017	619	↓
Quarter ending December 2017	592	↓
Variance since December 2016	(16.4%)	↓



ACTIVITY



Month	Adjusted Scheduled Activity (UDA)	
	2017	2018
April	29	-236
May	346	-236
June	543	-130
July	816	42
August	949	286
September	981	411
October	1,064	490
November	1,064	628
December	1,182	848
January	1,225	
February	1,512	
March	1,788	
April	2,010	
May	2,010	
June	2,010	

QUALITY

	Quantity	Base Number	Contract	AT	Region	England
% of FP17s for the same patient ID Re-attending within 3 months - Children	21	274	7.7%	11.0%	11.8%	12.0%
% of FP17s for the same patient ID Re-attending within 3 months - Adults	12	117	10.3%	14.5%	15.3%	15.9%
% of FP17s for the same patient ID Re-attending between 3 & 9 months - Children	107	274	39.1%	56.7%	59.1%	58.0%
% of FP17s for the same patient ID Re-attending between 3 & 9 months - Adults	23	117	19.7%	48.2%	51.5%	50.5%
% of FP17s for Band 1 Urgent Courses	34	346	9.8%	8.6%	8.0%	9.0%
% of FP17s Relating to Free Repair or Replacements	0	346	0.0%	0.7%	0.8%	0.8%
% of FP17s Relating to Continuations	0	346	0.0%	0.9%	1.1%	1.1%
% of Patients satisfied with the dentistry they have received	0	0	N/A	91.1%	91.6%	91.5%
% of Patients satisfied with the time they had to wait for an appointment	0	0	N/A	86.8%	88.3%	87.9%

* This is based on patients treated on this contract for their most recent course of treatment. Figures in italics indicate the base number of FP17s or Patient Questionnaire responses are less than 100. N/A is shown where the base number of responses is less than 10 during the period. % is calculated as Quantity/Base number*100

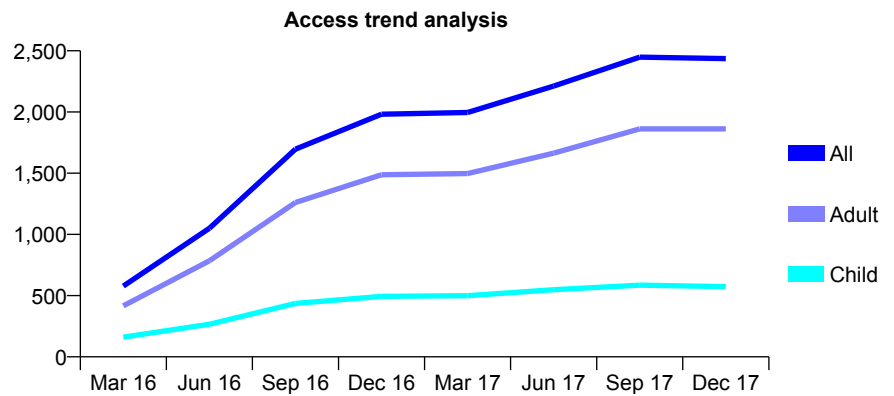
Q58 - Vital Signs At a Glance Contract Report for 991937/0001 - December 2017

Name or company name	MR C HAJISTILLY
Contract type name	GDS Contract
Purpose of contract	General
Contract start date	01/10/2015
Contract end date	

17/18 Contracted general activity (UDA)	5,176
Carry forward general activity (UDA)	61
17/18 Contracted orthodontic activity (UOA)	0
Carry forward orthodontic activity (UOA)	0
Baseline contract value	£143,440.75

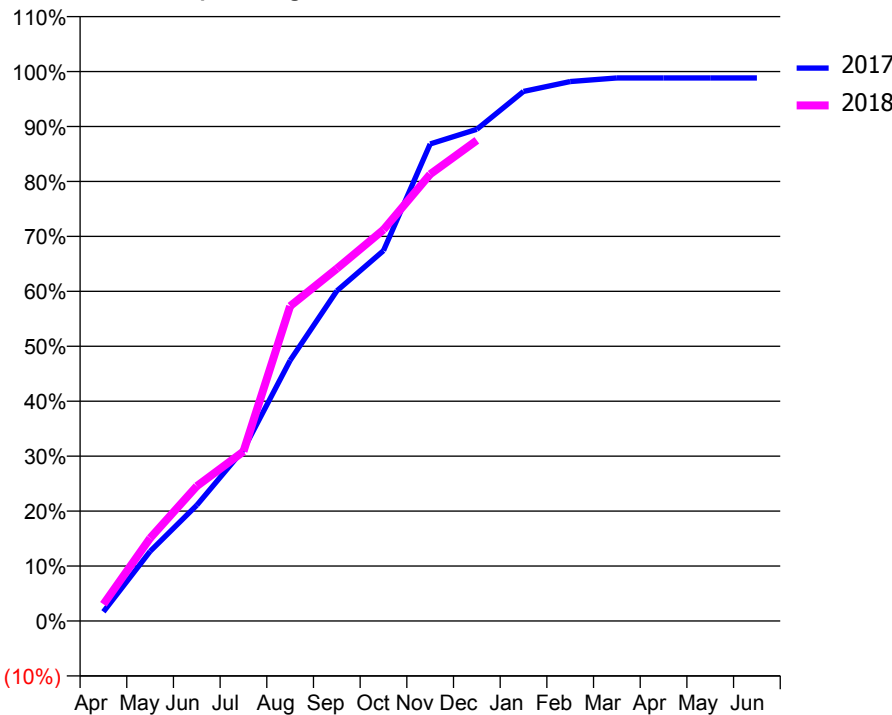
ACCESS*

Patients seen in 24 months	Total	Change since previous quarter
Quarter ending December 2016	1,982	
Quarter ending March 2017	1,996	→
Quarter ending June 2017	2,212	↑
Quarter ending September 2017	2,448	↑
Quarter ending December 2017	2,436	→
Variance since December 2016	22.9%	↑



ACTIVITY

Cumulative percentage of contracted UDA delivered 2017 & 2018



Month	Adjusted Scheduled Activity (UDA)	
	2017	2018
April	87	158
May	657	781
June	1,090	1,271
July	1,614	1,597
August	2,455	2,967
September	3,110	3,319
October	3,488	3,686
November	4,493	4,208
December	4,632	4,527
January	4,988	
February	5,082	
March	5,116	
April	5,116	
May	5,116	
June	5,116	

QUALITY

	Quantity	Base Number	Contract	AT	Region	England
% of FP17s for the same patient ID Re-attending within 3 months - Children	33	633	5.2%	11.0%	11.8%	12.0%
% of FP17s for the same patient ID Re-attending within 3 months - Adults	190	1,845	10.3%	14.5%	15.3%	15.9%
% of FP17s for the same patient ID Re-attending between 3 & 9 months - Children	338	633	53.4%	56.7%	59.1%	58.0%
% of FP17s for the same patient ID Re-attending between 3 & 9 months - Adults	646	1,845	35.0%	48.2%	51.5%	50.5%
% of FP17s for Band 1 Urgent Courses	133	2,482	5.4%	8.6%	8.0%	9.0%
% of FP17s Relating to Free Repair or Replacements	8	2,482	0.3%	0.7%	0.8%	0.8%
% of FP17s Relating to Continuations	4	2,482	0.2%	0.9%	1.1%	1.1%
% of Patients satisfied with the dentistry they have received	4	4	N/A	91.1%	91.6%	91.5%
% of Patients satisfied with the time they had to wait for an appointment	3	4	N/A	86.8%	88.3%	87.9%

* This is based on patients treated on this contract for their most recent course of treatment. Figures in italics indicate the base number of FP17s or Patient Questionnaire responses are less than 100. N/A is shown where the base number of responses is less than 10 during the period. % is calculated as Quantity/Base number*100

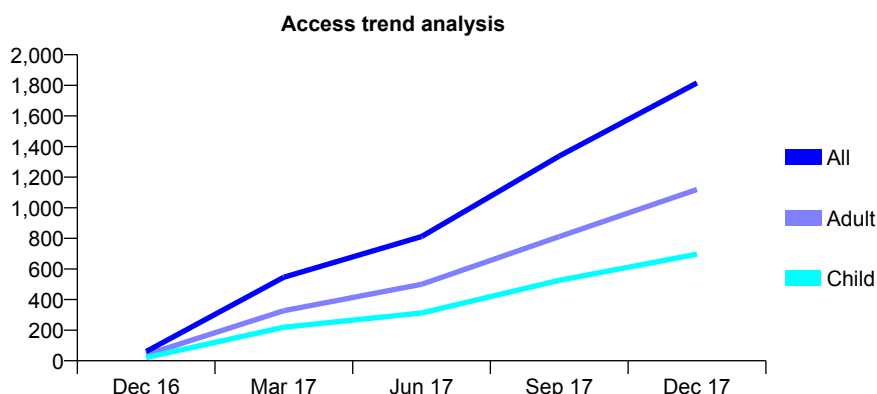
Q59 - Vital Signs At a Glance Contract Report for 100219/0000 - December 2017

Name or company name	Community Dental Services CIC
Contract type name	PDS Contract
Purpose of contract	General
Contract start date	01/12/2016
Contract end date	30/11/2023

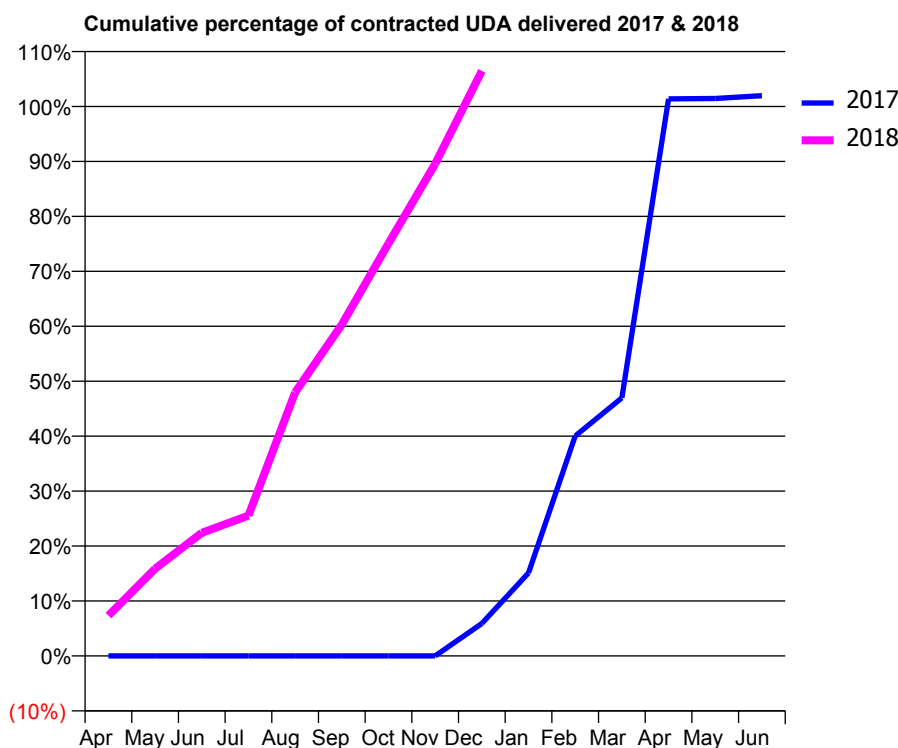
17/18 Contracted general activity (UDA)	3,600
Carry forward general activity (UDA)	0
17/18 Contracted orthodontic activity (UOA)	0
Carry forward orthodontic activity (UOA)	0
Baseline contract value	£1,850,356.00

ACCESS*

Patients seen in 24 months	Total	Change since previous quarter
Quarter ending December 2016	61	
Quarter ending March 2017	546	↑
Quarter ending June 2017	812	↑
Quarter ending September 2017	1,338	↑
Quarter ending December 2017	1,816	↑
Variance since December 2016	2877.0%	↑



ACTIVITY



Month	Adjusted Scheduled Activity (UDA)	
	2017	2018
April	0	264
May	0	571
June	0	807
July	0	920
August	0	1,727
September	0	2,171
October	0	2,703
November	0	3,224
December	71	3,833
January	181	
February	480	
March	564	
April	1,216	
May	1,217	
June	1,223	

QUALITY

	Quantity	Base Number	Contract	AT	Region	England
% of FP17s for the same patient ID Re-attending within 3 months - Children	36	1,064	3.4%	9.9%	11.8%	12.0%
% of FP17s for the same patient ID Re-attending within 3 months - Adults	76	1,330	5.7%	14.1%	15.3%	15.9%
% of FP17s for the same patient ID Re-attending between 3 & 9 months - Children	126	1,064	11.8%	60.8%	59.1%	58.0%
% of FP17s for the same patient ID Re-attending between 3 & 9 months - Adults	141	1,330	10.6%	52.9%	51.5%	50.5%
% of FP17s for Band 1 Urgent Courses	116	2,026	5.7%	7.2%	8.0%	9.0%
% of FP17s Relating to Free Repair or Replacements	0	2,026	0.0%	0.8%	0.8%	0.8%
% of FP17s Relating to Continuations	13	2,026	0.6%	1.1%	1.1%	1.1%
% of Patients satisfied with the dentistry they have received	3	4	N/A	91.6%	91.6%	91.5%
% of Patients satisfied with the time they had to wait for an appointment	2	4	N/A	86.9%	88.3%	87.9%

* This is based on patients treated on this contract for their most recent course of treatment. Figures in italics indicate the base number of FP17s or Patient Questionnaire responses are less than 100. N/A is shown where the base number of responses is less than 10 during the period. % is calculated as Quantity/Base number*100

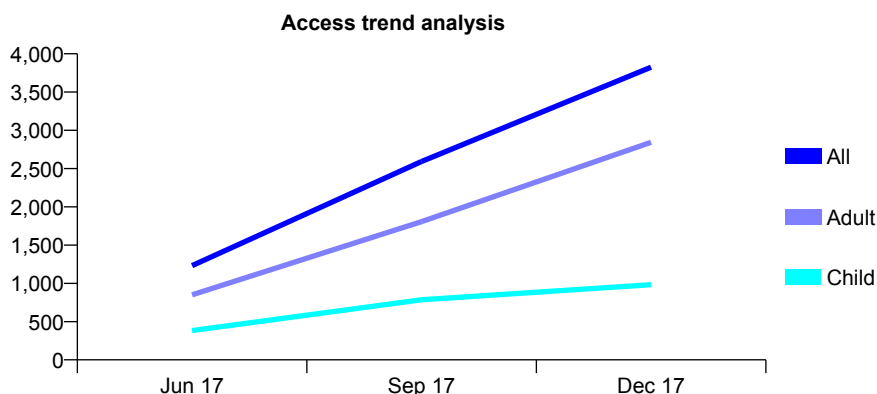
Q59 - Vital Signs At a Glance Contract Report for 100351/0000 - December 2017

Name or company name	JDRM Dental Care Ltd
Contract type name	GDS Contract
Purpose of contract	General
Contract start date	01/04/2017
Contract end date	

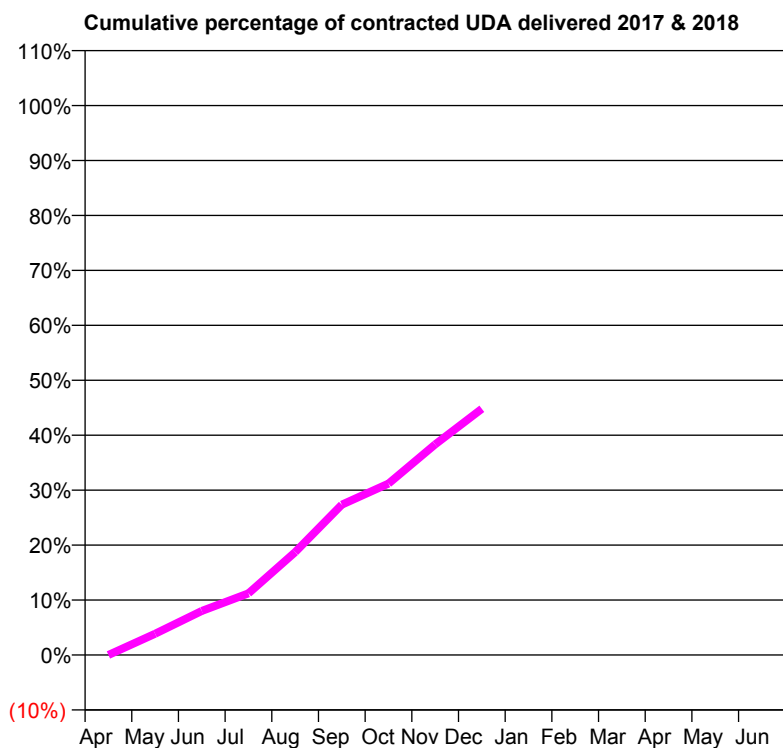
17/18 Contracted general activity (UDA)	16,077
Carry forward general activity (UDA)	0
17/18 Contracted orthodontic activity (UOA)	0
Carry forward orthodontic activity (UOA)	0
Baseline contract value	£360,774.46

ACCESS*

Patients seen in 24 months	Total	Change since previous quarter
Quarter ending December 2016	0	
Quarter ending March 2017	0	
Quarter ending June 2017	1,231	↑
Quarter ending September 2017	2,593	↑
Quarter ending December 2017	3,825	↑
Variance since December 2016	N/A	



ACTIVITY



Month	Adjusted Scheduled Activity (UDA)	
	2017	2018
April	0	0
May	0	623
June	0	1,288
July	0	1,804
August	0	3,011
September	0	4,397
October	0	5,014
November	0	6,164
December	0	7,204
January	0	
February	0	
March	0	
April	0	
May	0	
June	0	

QUALITY

	Quantity	Base Number	Contract	AT	Region	England
% of FP17s for the same patient ID Re-attending within 3 months - Children	30	1,309	2.3%	9.9%	11.8%	12.0%
% of FP17s for the same patient ID Re-attending within 3 months - Adults	169	3,277	5.2%	14.1%	15.3%	15.9%
% of FP17s for the same patient ID Re-attending between 3 & 9 months - Children	257	1,309	19.6%	60.8%	59.1%	58.0%
% of FP17s for the same patient ID Re-attending between 3 & 9 months - Adults	351	3,277	10.7%	52.9%	51.5%	50.5%
% of FP17s for Band 1 Urgent Courses	159	4,047	3.9%	7.2%	8.0%	9.0%
% of FP17s Relating to Free Repair or Replacements	38	4,047	0.9%	0.8%	0.8%	0.8%
% of FP17s Relating to Continuations	30	4,047	0.7%	1.1%	1.1%	1.1%
% of Patients satisfied with the dentistry they have received	3	3	N/A	91.6%	91.6%	91.5%
% of Patients satisfied with the time they had to wait for an appointment	2	3	N/A	86.9%	88.3%	87.9%

* This is based on patients treated on this contract for their most recent course of treatment. Figures in italics indicate the base number of FP17s or Patient Questionnaire responses are less than 100. N/A is shown where the base number of responses is less than 10 during the period. % is calculated as Quantity/Base number*100

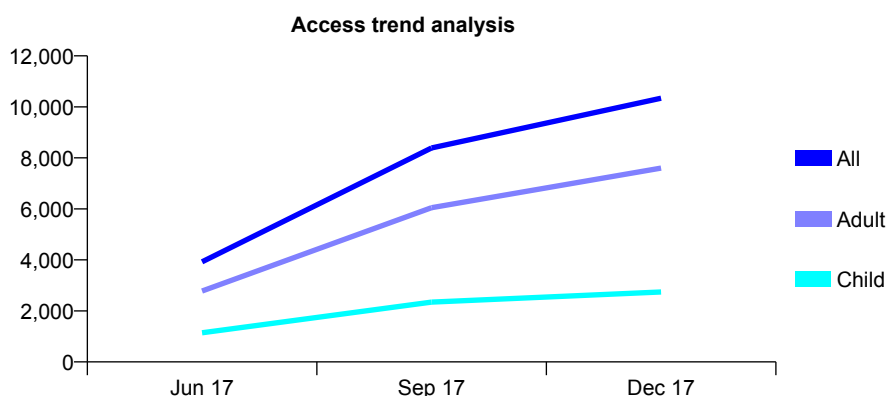
Q59 - Vital Signs At a Glance Contract Report for 100352/0000 - December 2017

Name or company name	OASIS DENTAL CARE LTD
Contract type name	GDS Contract
Purpose of contract	General
Contract start date	01/04/2017
Contract end date	

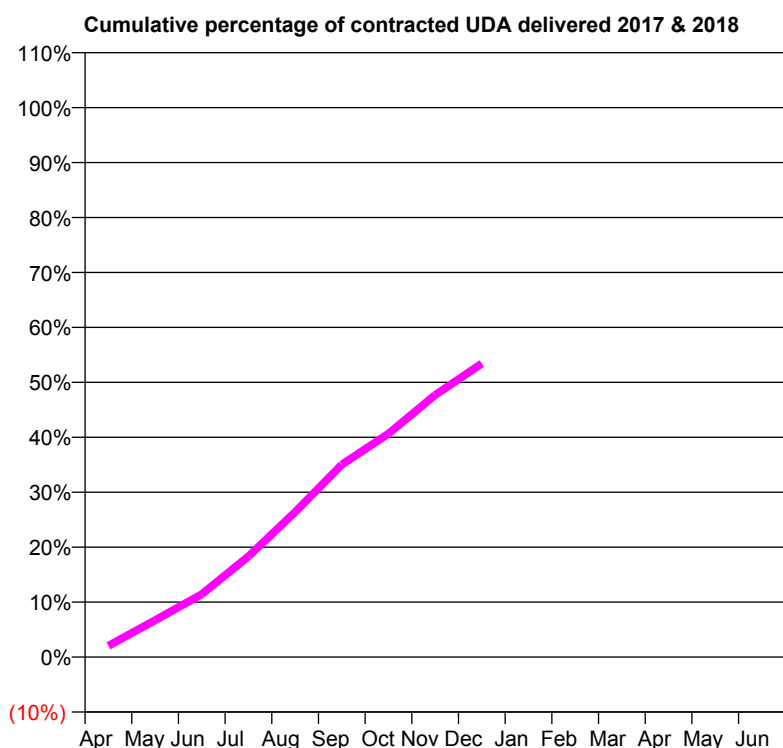
17/18 Contracted general activity (UDA)	47,000
Carry forward general activity (UDA)	0
17/18 Contracted orthodontic activity (UOA)	0
Carry forward orthodontic activity (UOA)	0
Baseline contract value	£1,194,574.65

ACCESS*

Patients seen in 24 months	Total	Change since previous quarter
Quarter ending December 2016	0	
Quarter ending March 2017	0	
Quarter ending June 2017	3,924	↑
Quarter ending September 2017	8,389	↑
Quarter ending December 2017	10,339	↑
Variance since December 2016	N/A	



ACTIVITY



Month	Adjusted Scheduled Activity (UDA)	
	2017	2018
April	0	958
May	0	3,152
June	0	5,373
July	0	8,622
August	0	12,405
September	0	16,462
October	0	19,109
November	0	22,420
December	0	25,105
January	0	
February	0	
March	0	
April	0	
May	0	
June	0	

QUALITY

	Quantity	Base Number	Contract	AT	Region	England
% of FP17s for the same patient ID Re-attending within 3 months - Children	209	3,743	5.6%	9.9%	11.8%	12.0%
% of FP17s for the same patient ID Re-attending within 3 months - Adults	1,271	10,614	12.0%	14.1%	15.3%	15.9%
% of FP17s for the same patient ID Re-attending between 3 & 9 months - Children	630	3,743	16.8%	60.8%	59.1%	58.0%
% of FP17s for the same patient ID Re-attending between 3 & 9 months - Adults	1,404	10,614	13.2%	52.9%	51.5%	50.5%
% of FP17s for Band 1 Urgent Courses	1,511	14,357	10.5%	7.2%	8.0%	9.0%
% of FP17s Relating to Free Repair or Replacements	156	14,357	1.1%	0.8%	0.8%	0.8%
% of FP17s Relating to Continuations	329	14,357	2.3%	1.1%	1.1%	1.1%
% of Patients satisfied with the dentistry they have received	5	6	N/A	91.6%	91.6%	91.5%
% of Patients satisfied with the time they had to wait for an appointment	6	6	N/A	86.9%	88.3%	87.9%

* This is based on patients treated on this contract for their most recent course of treatment. Figures in italics indicate the base number of FP17s or Patient Questionnaire responses are less than 100. N/A is shown where the base number of responses is less than 10 during the period. % is calculated as Quantity/Base number*100

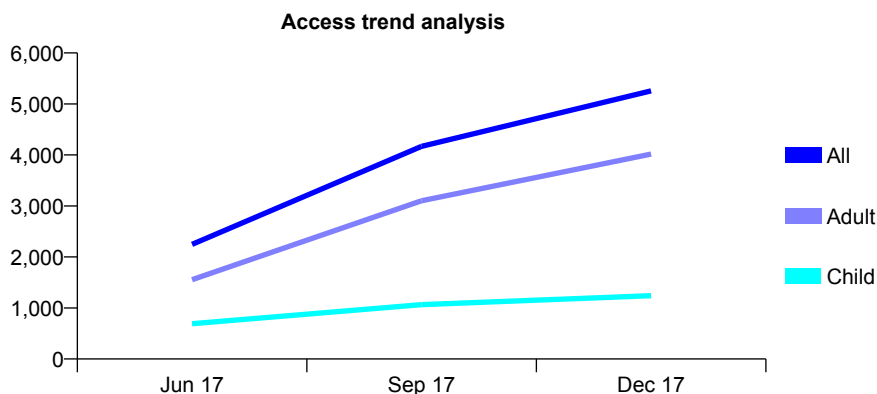
Q59 - Vital Signs At a Glance Contract Report for 100353/0000 - December 2017

Name or company name	Ishak Practices Limited
Contract type name	GDS Contract
Purpose of contract	General
Contract start date	01/04/2017
Contract end date	

17/18 Contracted general activity (UDA)	22,700
Carry forward general activity (UDA)	0
17/18 Contracted orthodontic activity (UOA)	0
Carry forward orthodontic activity (UOA)	0
Baseline contract value	£544,336.48

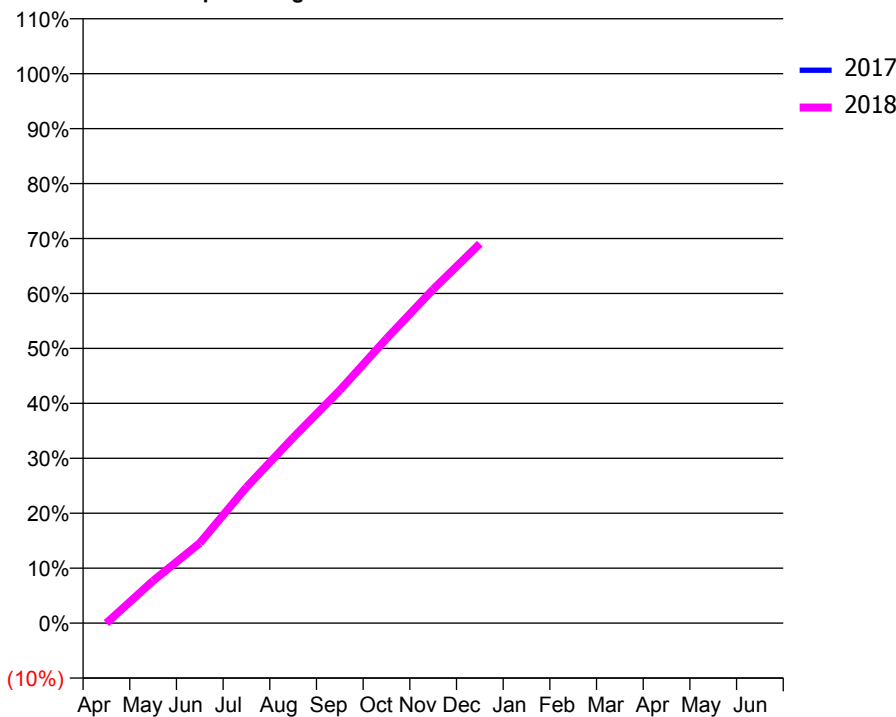
ACCESS*

Patients seen in 24 months	Total	Change since previous quarter
Quarter ending December 2016	0	
Quarter ending March 2017	0	
Quarter ending June 2017	2,246	↑
Quarter ending September 2017	4,169	↑
Quarter ending December 2017	5,257	↑
Variance since December 2016	N/A	



ACTIVITY

Cumulative percentage of contracted UDA delivered 2017 & 2018



Month	Adjusted Scheduled Activity (UDA)	
	2017	2018
April	0	0
May	0	1,752
June	0	3,306
July	0	5,617
August	0	7,664
September	0	9,622
October	0	11,751
November	0	13,792
December	0	15,673
January	0	
February	0	
March	0	
April	0	
May	0	
June	0	

QUALITY

	Quantity	Base Number	Contract	AT	Region	England
% of FP17s for the same patient ID Re-attending within 3 months - Children	324	2,146	15.1%	9.9%	11.8%	12.0%
% of FP17s for the same patient ID Re-attending within 3 months - Adults	651	5,680	11.5%	14.1%	15.3%	15.9%
% of FP17s for the same patient ID Re-attending between 3 & 9 months - Children	509	2,146	23.7%	60.8%	59.1%	58.0%
% of FP17s for the same patient ID Re-attending between 3 & 9 months - Adults	796	5,680	14.0%	52.9%	51.5%	50.5%
% of FP17s for Band 1 Urgent Courses	556	7,826	7.1%	7.2%	8.0%	9.0%
% of FP17s Relating to Free Repair or Replacements	26	7,826	0.3%	0.8%	0.8%	0.8%
% of FP17s Relating to Continuations	146	7,826	1.9%	1.1%	1.1%	1.1%
% of Patients satisfied with the dentistry they have received	7	7	N/A	91.6%	91.6%	91.5%
% of Patients satisfied with the time they had to wait for an appointment	6	7	N/A	86.9%	88.3%	87.9%

* This is based on patients treated on this contract for their most recent course of treatment. Figures in italics indicate the base number of FP17s or Patient Questionnaire responses are less than 100. N/A is shown where the base number of responses is less than 10 during the period. % is calculated as Quantity/Base number*100

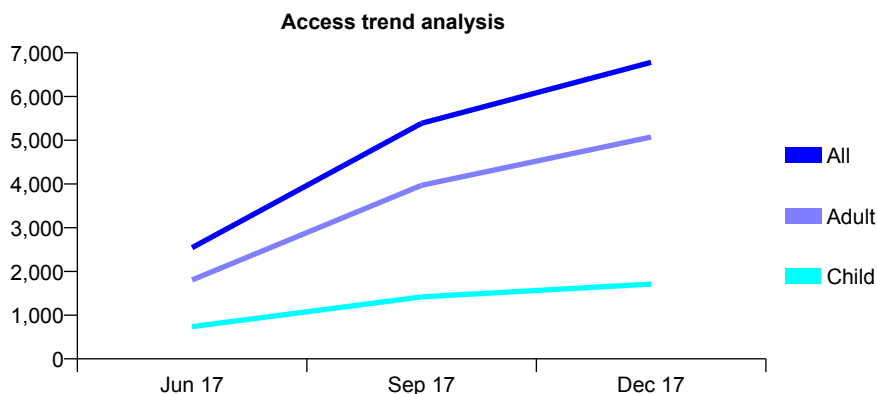
Q59 - Vital Signs At a Glance Contract Report for 100354/0000 - December 2017

Name or company name	Ishak Practices Limited
Contract type name	GDS Contract
Purpose of contract	General
Contract start date	01/04/2017
Contract end date	

17/18 Contracted general activity (UDA)	29,700
Carry forward general activity (UDA)	0
17/18 Contracted orthodontic activity (UOA)	0
Carry forward orthodontic activity (UOA)	0
Baseline contract value	£672,106.64

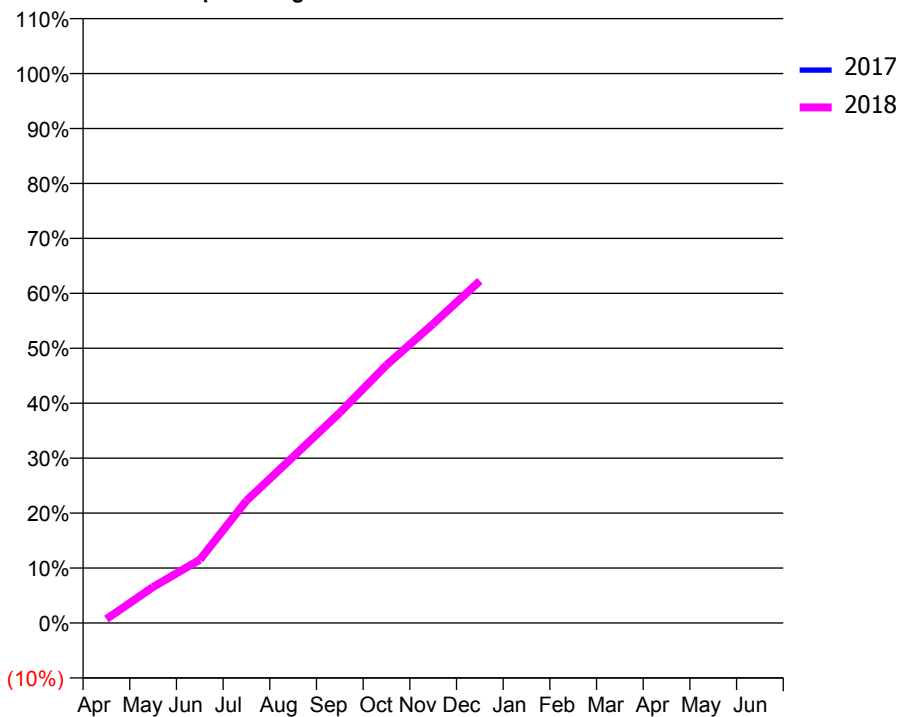
ACCESS*

Patients seen in 24 months	Total	Change since previous quarter
Quarter ending December 2016	0	
Quarter ending March 2017	0	
Quarter ending June 2017	2,541	↑
Quarter ending September 2017	5,388	↑
Quarter ending December 2017	6,783	↑
Variance since December 2016	N/A	



ACTIVITY

Cumulative percentage of contracted UDA delivered 2017 & 2018



Adjusted Scheduled Activity (UDA)

Month	2017	2018
April	0	211
May	0	1,949
June	0	3,422
July	0	6,609
August	0	8,984
September	0	11,366
October	0	13,939
November	0	16,169
December	0	18,491
January	0	
February	0	
March	0	
April	0	
May	0	
June	0	

QUALITY

	Quantity	Base Number	Contract	AT	Region	England
% of FP17s for the same patient ID Re-attending within 3 months - Children	109	2,252	4.8%	9.9%	11.8%	12.0%
% of FP17s for the same patient ID Re-attending within 3 months - Adults	691	6,984	9.9%	14.1%	15.3%	15.9%
% of FP17s for the same patient ID Re-attending between 3 & 9 months - Children	335	2,252	14.9%	60.8%	59.1%	58.0%
% of FP17s for the same patient ID Re-attending between 3 & 9 months - Adults	842	6,984	12.1%	52.9%	51.5%	50.5%
% of FP17s for Band 1 Urgent Courses	1,228	9,236	13.3%	7.2%	8.0%	9.0%
% of FP17s Relating to Free Repair or Replacements	22	9,236	0.2%	0.8%	0.8%	0.8%
% of FP17s Relating to Continuations	168	9,236	1.8%	1.1%	1.1%	1.1%
% of Patients satisfied with the dentistry they have received	11	11	100.0%	91.6%	91.6%	91.5%
% of Patients satisfied with the time they had to wait for an appointment	9	11	81.8%	86.9%	88.3%	87.9%

* This is based on patients treated on this contract for their most recent course of treatment. Figures in italics indicate the base number of FP17s or Patient Questionnaire responses are less than 100. N/A is shown where the base number of responses is less than 10 during the period. % is calculated as Quantity/Base number*100

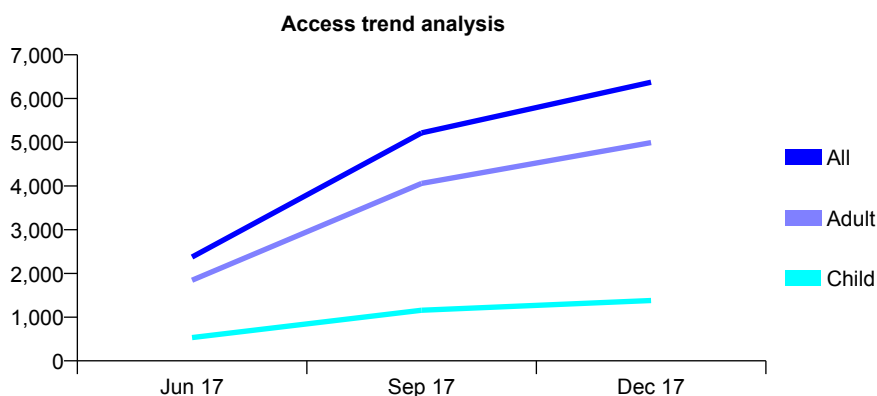
Q59 - Vital Signs At a Glance Contract Report for 100355/0000 - December 2017

Name or company name	Ishak Practices Limited
Contract type name	GDS Contract
Purpose of contract	General
Contract start date	01/04/2017
Contract end date	

17/18 Contracted general activity (UDA)	31,508
Carry forward general activity (UDA)	0
17/18 Contracted orthodontic activity (UOA)	0
Carry forward orthodontic activity (UOA)	0
Baseline contract value	£718,103.09

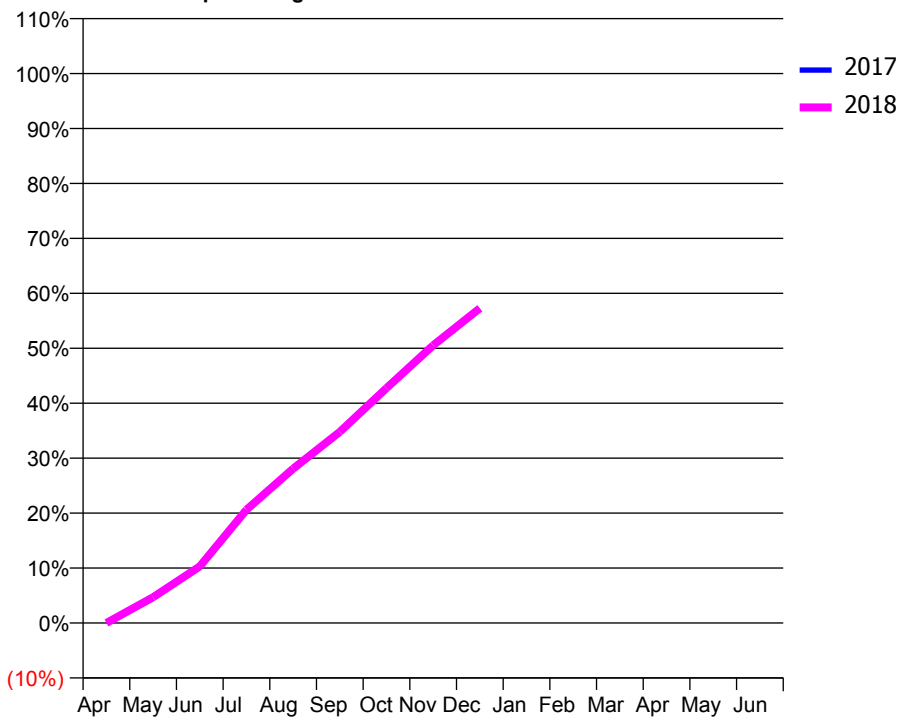
ACCESS*

Patients seen in 24 months	Total	Change since previous quarter
Quarter ending December 2016	0	
Quarter ending March 2017	0	
Quarter ending June 2017	2,376	↑
Quarter ending September 2017	5,215	↑
Quarter ending December 2017	6,374	↑
Variance since December 2016	N/A	



ACTIVITY

Cumulative percentage of contracted UDA delivered 2017 & 2018



Month	Adjusted Scheduled Activity (UDA)	
	2017	2018
April	0	0
May	0	1,480
June	0	3,242
July	0	6,495
August	0	8,851
September	0	10,957
October	0	13,471
November	0	15,926
December	0	18,052
January	0	
February	0	
March	0	
April	0	
May	0	
June	0	

QUALITY

	Quantity	Base Number	Contract	AT	Region	England
% of FP17s for the same patient ID Re-attending within 3 months - Children	63	1,814	3.5%	9.9%	11.8%	12.0%
% of FP17s for the same patient ID Re-attending within 3 months - Adults	511	6,817	7.5%	14.1%	15.3%	15.9%
% of FP17s for the same patient ID Re-attending between 3 & 9 months - Children	276	1,814	15.2%	60.8%	59.1%	58.0%
% of FP17s for the same patient ID Re-attending between 3 & 9 months - Adults	1,111	6,817	16.3%	52.9%	51.5%	50.5%
% of FP17s for Band 1 Urgent Courses	517	8,631	6.0%	7.2%	8.0%	9.0%
% of FP17s Relating to Free Repair or Replacements	33	8,631	0.4%	0.8%	0.8%	0.8%
% of FP17s Relating to Continuations	93	8,631	1.1%	1.1%	1.1%	1.1%
% of Patients satisfied with the dentistry they have received	10	11	90.9%	91.6%	91.6%	91.5%
% of Patients satisfied with the time they had to wait for an appointment	10	11	90.9%	86.9%	88.3%	87.9%

* This is based on patients treated on this contract for their most recent course of treatment. Figures in italics indicate the base number of FP17s or Patient Questionnaire responses are less than 100. N/A is shown where the base number of responses is less than 10 during the period. % is calculated as Quantity/Base number*100

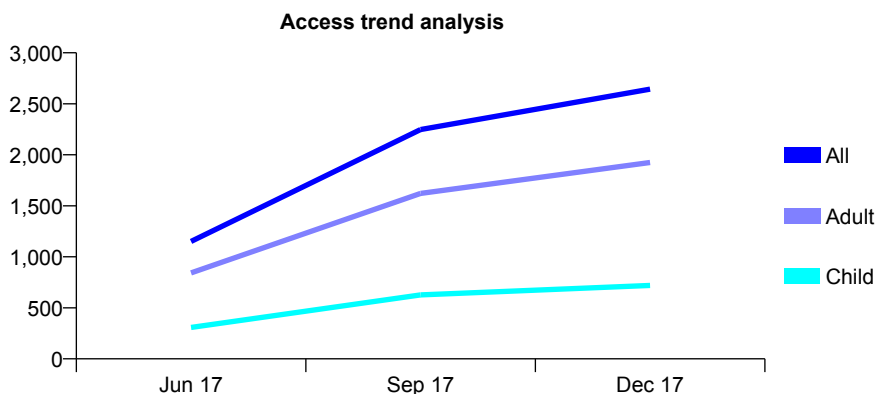
Q59 - Vital Signs At a Glance Contract Report for 100356/0000 - December 2017

Name or company name	Ishak Practices Limited
Contract type name	GDS Contract
Purpose of contract	General
Contract start date	01/04/2017
Contract end date	

17/18 Contracted general activity (UDA)	10,000
Carry forward general activity (UDA)	0
17/18 Contracted orthodontic activity (UOA)	0
Carry forward orthodontic activity (UOA)	0
Baseline contract value	£241,218.90

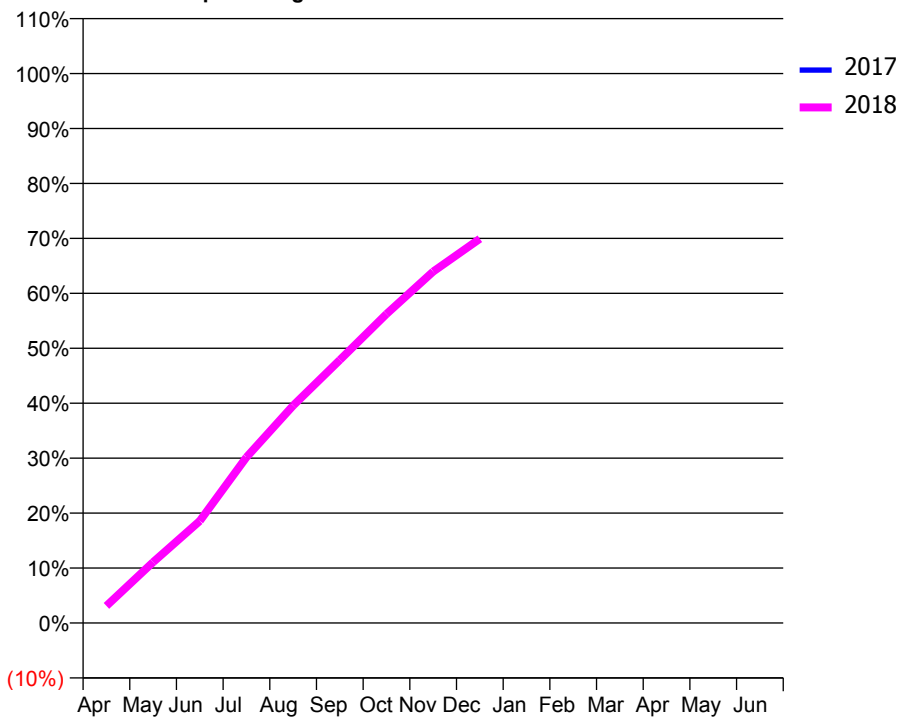
ACCESS*

Patients seen in 24 months	Total	Change since previous quarter
Quarter ending December 2016	0	
Quarter ending March 2017	0	
Quarter ending June 2017	1,151	↑
Quarter ending September 2017	2,248	↑
Quarter ending December 2017	2,644	↑
Variance since December 2016	N/A	



ACTIVITY

Cumulative percentage of contracted UDA delivered 2017 & 2018



Month	Adjusted Scheduled Activity (UDA)	
	2017	2018
April	0	311
May	0	1,107
June	0	1,857
July	0	3,019
August	0	3,958
September	0	4,787
October	0	5,624
November	0	6,396
December	0	6,993
January	0	
February	0	
March	0	
April	0	
May	0	
June	0	

QUALITY

	Quantity	Base Number	Contract	AT	Region	England
% of FP17s for the same patient ID Re-attending within 3 months - Children	46	959	4.8%	9.9%	11.8%	12.0%
% of FP17s for the same patient ID Re-attending within 3 months - Adults	184	2,538	7.2%	14.1%	15.3%	15.9%
% of FP17s for the same patient ID Re-attending between 3 & 9 months - Children	170	959	17.7%	60.8%	59.1%	58.0%
% of FP17s for the same patient ID Re-attending between 3 & 9 months - Adults	377	2,538	14.9%	52.9%	51.5%	50.5%
% of FP17s for Band 1 Urgent Courses	183	3,497	5.2%	7.2%	8.0%	9.0%
% of FP17s Relating to Free Repair or Replacements	32	3,497	0.9%	0.8%	0.8%	0.8%
% of FP17s Relating to Continuations	42	3,497	1.2%	1.1%	1.1%	1.1%
% of Patients satisfied with the dentistry they have received	4	4	N/A	91.6%	91.6%	91.5%
% of Patients satisfied with the time they had to wait for an appointment	3	4	N/A	86.9%	88.3%	87.9%

* This is based on patients treated on this contract for their most recent course of treatment. Figures in italics indicate the base number of FP17s or Patient Questionnaire responses are less than 100. N/A is shown where the base number of responses is less than 10 during the period. % is calculated as Quantity/Base number*100

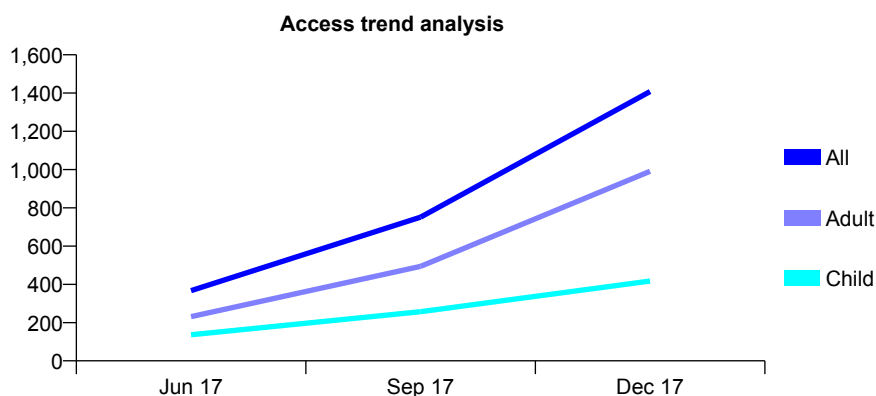
Q59 - Vital Signs At a Glance Contract Report for 100436/0000 - December 2017

Name or company name	In the Estate of Mr Pravinkumar Patel
Contract type name	GDS Contract
Purpose of contract	General
Contract start date	18/03/2017
Contract end date	31/03/2018

17/18 Contracted general activity (UDA)	13,397
Carry forward general activity (UDA)	597
17/18 Contracted orthodontic activity (UOA)	0
Carry forward orthodontic activity (UOA)	0
Baseline contract value	£389,258.92

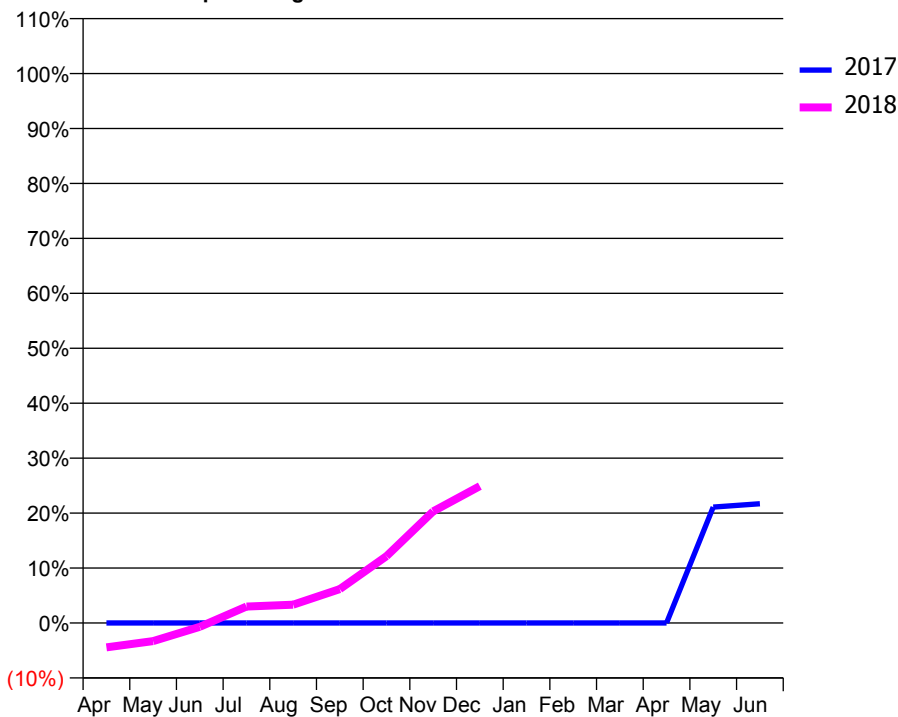
ACCESS*

Patients seen in 24 months	Total	Change since previous quarter
Quarter ending December 2016	0	
Quarter ending March 2017	0	
Quarter ending June 2017	367	↑
Quarter ending September 2017	751	↑
Quarter ending December 2017	1,408	↑
Variance since December 2016	N/A	



ACTIVITY

Cumulative percentage of contracted UDA delivered 2017 & 2018



Month	Adjusted Scheduled Activity (UDA)	
	2017	2018
April	0	-597
May	0	-445
June	0	-96
July	0	400
August	0	447
September	0	828
October	0	1,632
November	0	2,723
December	0	3,337
January	0	
February	0	
March	0	
April	0	
May	106	
June	109	

QUALITY

	Quantity	Base Number	Contract	AT	Region	England
% of FP17s for the same patient ID Re-attending within 3 months - Children	15	497	3.0%	9.9%	11.8%	12.0%
% of FP17s for the same patient ID Re-attending within 3 months - Adults	62	1,289	4.8%	14.1%	15.3%	15.9%
% of FP17s for the same patient ID Re-attending between 3 & 9 months - Children	42	497	8.5%	60.8%	59.1%	58.0%
% of FP17s for the same patient ID Re-attending between 3 & 9 months - Adults	94	1,289	7.3%	52.9%	51.5%	50.5%
% of FP17s for Band 1 Urgent Courses	357	1,727	20.7%	7.2%	8.0%	9.0%
% of FP17s Relating to Free Repair or Replacements	1	1,727	0.1%	0.8%	0.8%	0.8%
% of FP17s Relating to Continuations	1	1,727	0.1%	1.1%	1.1%	1.1%
% of Patients satisfied with the dentistry they have received	0	0	N/A	91.6%	91.6%	91.5%
% of Patients satisfied with the time they had to wait for an appointment	0	0	N/A	86.9%	88.3%	87.9%

* This is based on patients treated on this contract for their most recent course of treatment. Figures in italics indicate the base number of FP17s or Patient Questionnaire responses are less than 100. N/A is shown where the base number of responses is less than 10 during the period. % is calculated as Quantity/Base number*100

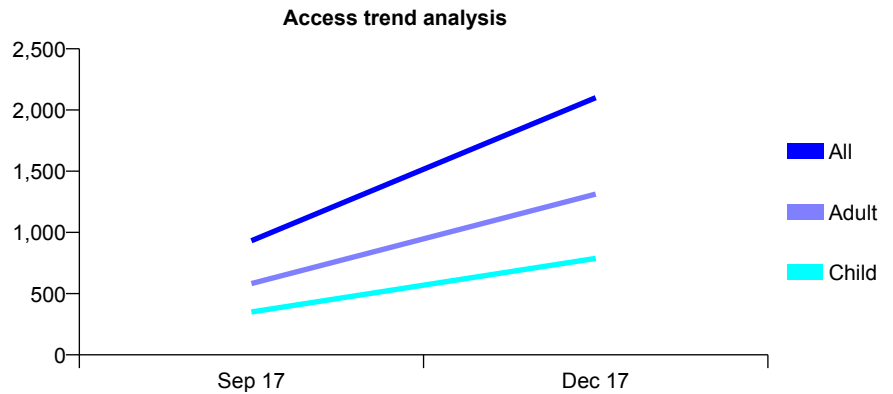
Q59 - Vital Signs At a Glance Contract Report for 100466/0000 - December 2017

Name or company name	Genix Healthcare Leicester Ltd
Contract type name	GDS Contract
Purpose of contract	General
Contract start date	01/07/2017
Contract end date	

17/18 Contracted general activity (UDA)	10,168
Carry forward general activity (UDA)	0
17/18 Contracted orthodontic activity (UOA)	0
Carry forward orthodontic activity (UOA)	0
Baseline contract value	£251,962.79

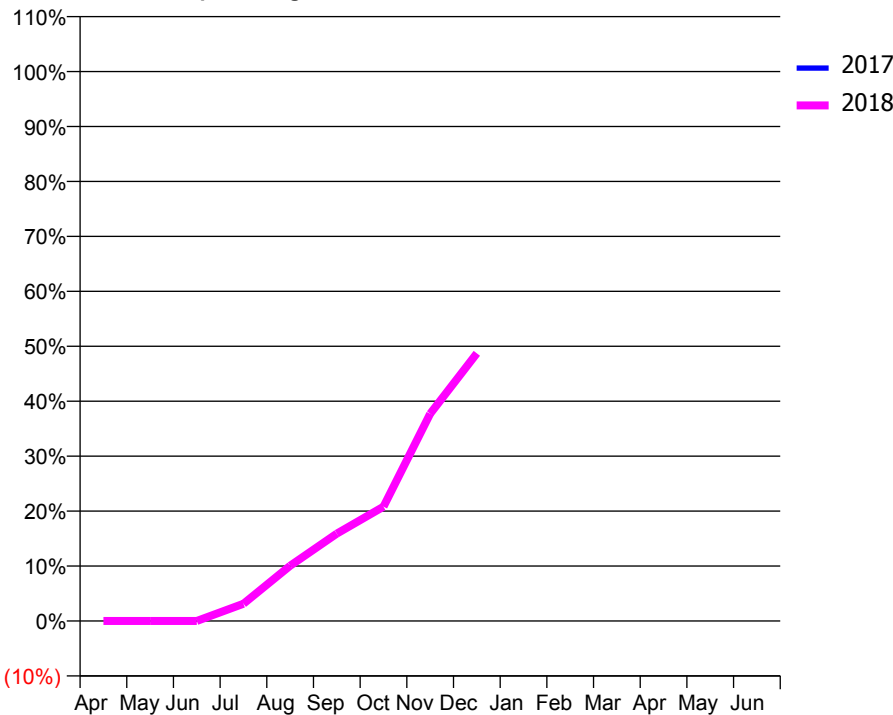
ACCESS*

Patients seen in 24 months	Total	Change since previous quarter
Quarter ending December 2016	0	
Quarter ending March 2017	0	
Quarter ending June 2017	0	
Quarter ending September 2017	932	↑
Quarter ending December 2017	2,101	↑
Variance since December 2016	N/A	



ACTIVITY

Cumulative percentage of contracted UDA delivered 2017 & 2018



Month	Adjusted Scheduled Activity (UDA)	
	2017	2018
April	0	0
May	0	0
June	0	0
July	0	320
August	0	1,022
September	0	1,619
October	0	2,115
November	0	3,835
December	0	4,953
January	0	
February	0	
March	0	
April	0	
May	0	
June	0	

QUALITY

	Quantity	Base Number	Contract	AT	Region	England
% of FP17s for the same patient ID Re-attending within 3 months - Children	31	818	3.8%	9.9%	11.8%	12.0%
% of FP17s for the same patient ID Re-attending within 3 months - Adults	121	1,482	8.2%	14.1%	15.3%	15.9%
% of FP17s for the same patient ID Re-attending between 3 & 9 months - Children	11	818	1.3%	60.8%	59.1%	58.0%
% of FP17s for the same patient ID Re-attending between 3 & 9 months - Adults	38	1,482	2.6%	52.9%	51.5%	50.5%
% of FP17s for Band 1 Urgent Courses	157	2,300	6.8%	7.2%	8.0%	9.0%
% of FP17s Relating to Free Repair or Replacements	1	2,300	0.0%	0.8%	0.8%	0.8%
% of FP17s Relating to Continuations	0	2,300	0.0%	1.1%	1.1%	1.1%
% of Patients satisfied with the dentistry they have received	0	0	N/A	91.6%	91.6%	91.5%
% of Patients satisfied with the time they had to wait for an appointment	0	0	N/A	86.9%	88.3%	87.9%

* This is based on patients treated on this contract for their most recent course of treatment. Figures in italics indicate the base number of FP17s or Patient Questionnaire responses are less than 100. N/A is shown where the base number of responses is less than 10 during the period. % is calculated as Quantity/Base number*100

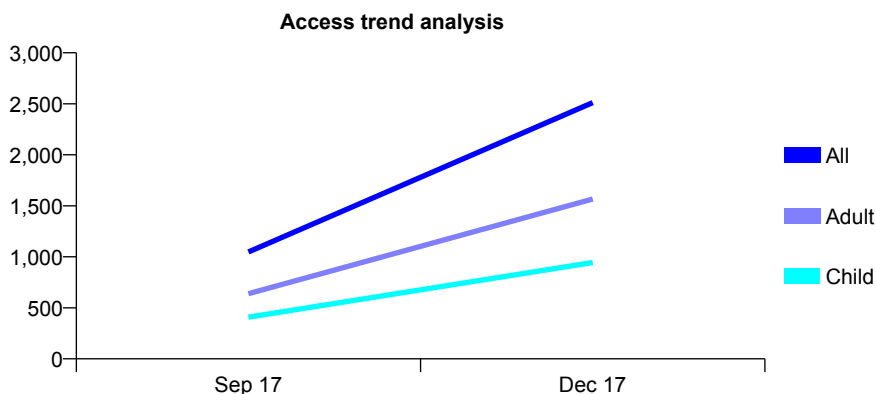
Q59 - Vital Signs At a Glance Contract Report for 100478/0000 - December 2017

Name or company name	Rodericks Dental Limited
Contract type name	GDS Contract
Purpose of contract	General
Contract start date	01/08/2017
Contract end date	

17/18 Contracted general activity (UDA)	8,498
Carry forward general activity (UDA)	0
17/18 Contracted orthodontic activity (UOA)	0
Carry forward orthodontic activity (UOA)	0
Baseline contract value	£228,446.92

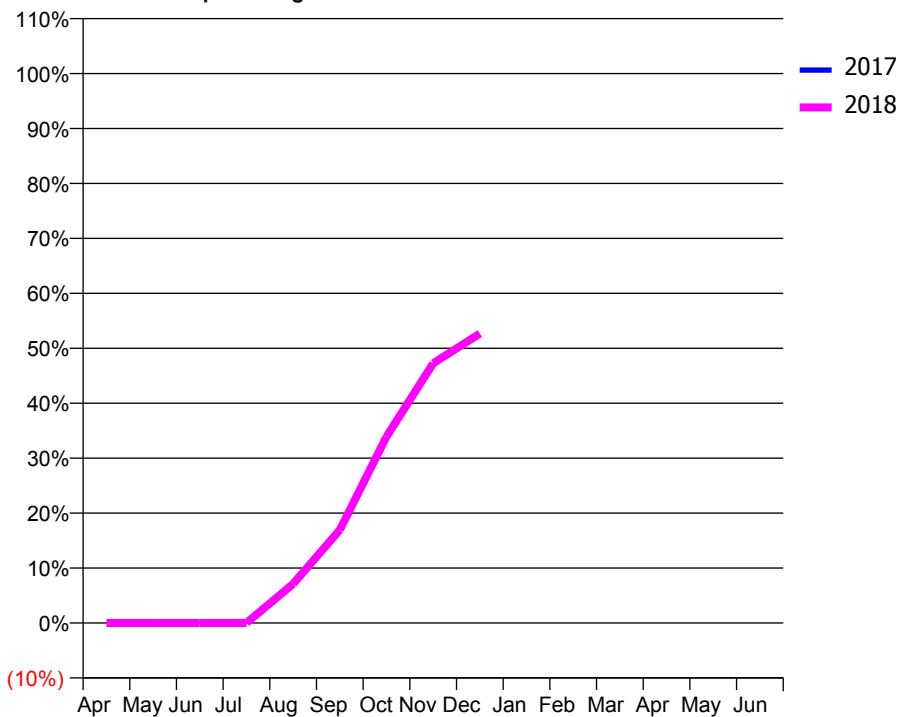
ACCESS*

Patients seen in 24 months	Total	Change since previous quarter
Quarter ending December 2016	0	
Quarter ending March 2017	0	
Quarter ending June 2017	0	
Quarter ending September 2017	1,048	↑
Quarter ending December 2017	2,512	↑
Variance since December 2016	N/A	



ACTIVITY

Cumulative percentage of contracted UDA delivered 2017 & 2018



Month	Adjusted Scheduled Activity (UDA)	
	2017	2018
April	0	0
May	0	0
June	0	0
July	0	0
August	0	606
September	0	1,440
October	0	2,882
November	0	4,016
December	0	4,475
January	0	
February	0	
March	0	
April	0	
May	0	
June	0	

QUALITY

	Quantity	Base Number	Contract	AT	Region	England
% of FP17s for the same patient ID Re-attending within 3 months - Children	33	897	3.7%	9.9%	11.8%	12.0%
% of FP17s for the same patient ID Re-attending within 3 months - Adults	89	1,597	5.6%	14.1%	15.3%	15.9%
% of FP17s for the same patient ID Re-attending between 3 & 9 months - Children	2	897	0.2%	60.8%	59.1%	58.0%
% of FP17s for the same patient ID Re-attending between 3 & 9 months - Adults	3	1,597	0.2%	52.9%	51.5%	50.5%
% of FP17s for Band 1 Urgent Courses	260	2,494	10.4%	7.2%	8.0%	9.0%
% of FP17s Relating to Free Repair or Replacements	10	2,494	0.4%	0.8%	0.8%	0.8%
% of FP17s Relating to Continuations	7	2,494	0.3%	1.1%	1.1%	1.1%
% of Patients satisfied with the dentistry they have received	5	6	N/A	91.6%	91.6%	91.5%
% of Patients satisfied with the time they had to wait for an appointment	5	6	N/A	86.9%	88.3%	87.9%

* This is based on patients treated on this contract for their most recent course of treatment. Figures in italics indicate the base number of FP17s or Patient Questionnaire responses are less than 100. N/A is shown where the base number of responses is less than 10 during the period. % is calculated as Quantity/Base number*100

Q59 - Vital Signs At a Glance Contract Report for 100536/0000 - December 2017

Name or company name	The Whitehouse Surgery Ltd
Contract type name	PDS Plus Contract
Purpose of contract	General
Contract start date	01/12/2017
Contract end date	30/11/2024

17/18 Contracted general activity (UDA)	3,333
Carry forward general activity (UDA)	0
17/18 Contracted orthodontic activity (UOA)	0
Carry forward orthodontic activity (UOA)	0
Baseline contract value	£52,500.00

ACCESS*

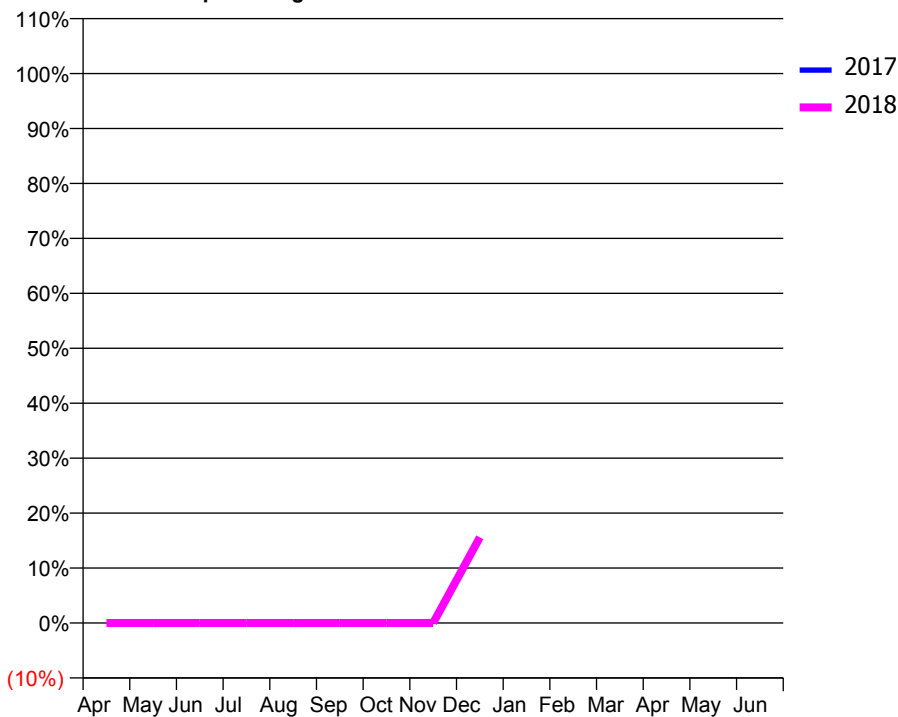
Patients seen in 24 months	Total	Change since previous quarter
Quarter ending December 2016	0	
Quarter ending March 2017	0	
Quarter ending June 2017	0	
Quarter ending September 2017	0	
Quarter ending December 2017	1,532	↑
Variance since December 2016	N/A	

Access trend analysis



ACTIVITY

Cumulative percentage of contracted UDA delivered 2017 & 2018



Month	Adjusted Scheduled Activity (UDA)	
	2017	2018
April	0	0
May	0	0
June	0	0
July	0	0
August	0	0
September	0	0
October	0	0
November	0	0
December	0	520
January	0	
February	0	
March	0	
April	0	
May	0	
June	0	

QUALITY

	Quantity	Base Number	Contract	AT	Region	England
% of FP17s for the same patient ID Re-attending within 3 months - Children	0	112	0.0%	9.9%	11.8%	12.0%
% of FP17s for the same patient ID Re-attending within 3 months - Adults	2	167	1.2%	14.1%	15.3%	15.9%
% of FP17s for the same patient ID Re-attending between 3 & 9 months - Children	0	112	0.0%	60.8%	59.1%	58.0%
% of FP17s for the same patient ID Re-attending between 3 & 9 months - Adults	0	167	0.0%	52.9%	51.5%	50.5%
% of FP17s for Band 1 Urgent Courses	19	279	6.8%	7.2%	8.0%	9.0%
% of FP17s Relating to Free Repair or Replacements	0	279	0.0%	0.8%	0.8%	0.8%
% of FP17s Relating to Continuations	1	279	0.4%	1.1%	1.1%	1.1%
% of Patients satisfied with the dentistry they have received	0	0	N/A	91.6%	91.6%	91.5%
% of Patients satisfied with the time they had to wait for an appointment	0	0	N/A	86.9%	88.3%	87.9%

* This is based on patients treated on this contract for their most recent course of treatment. Figures in italics indicate the base number of FP17s or Patient Questionnaire responses are less than 100. N/A is shown where the base number of responses is less than 10 during the period. % is calculated as Quantity/Base number*100

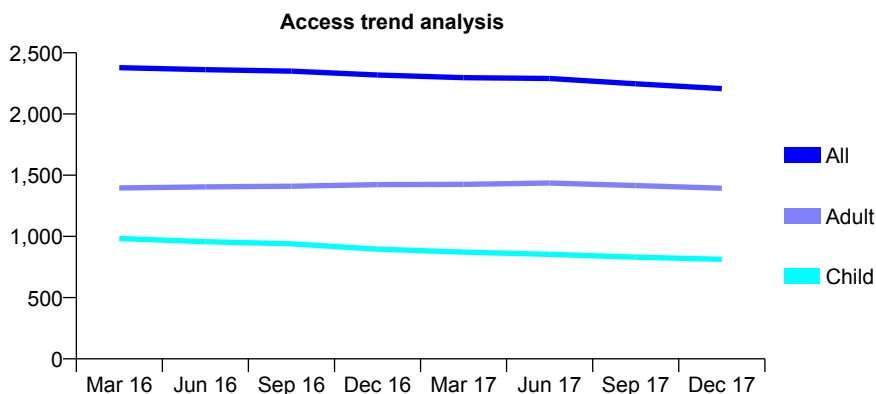
Q59 - Vital Signs At a Glance Contract Report for 101281/0034 - December 2017

Name or company name	OASIS DENTAL CARE LTD
Contract type name	GDS Contract
Purpose of contract	General and Orthodontic
Contract start date	01/04/2006
Contract end date	

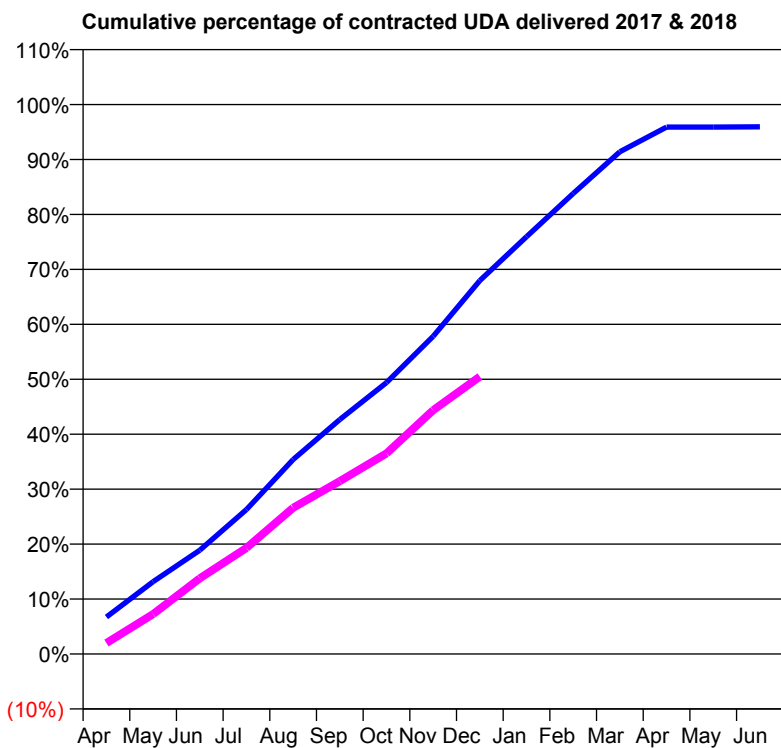
17/18 Contracted general activity (UDA)	7,246
Carry forward general activity (UDA)	0
17/18 Contracted orthodontic activity (UOA)	1,134
Carry forward orthodontic activity (UOA)	0
Baseline contract value	£249,897.09

ACCESS*

Patients seen in 24 months	Total	Change since previous quarter
Quarter ending December 2016	2,319	
Quarter ending March 2017	2,297	→
Quarter ending June 2017	2,290	→
Quarter ending September 2017	2,247	↓
Quarter ending December 2017	2,207	↓
Variance since December 2016	(4.8%)	↓



ACTIVITY



Month	Adjusted Scheduled Activity (UDA)	
	2017	2018
April	488	145
May	953	527
June	1,369	998
July	1,906	1,398
August	2,564	1,928
September	3,092	2,281
October	3,578	2,646
November	4,189	3,216
December	4,924	3,658
January	5,503	
February	6,073	
March	6,622	
April	6,949	
May	6,949	
June	6,952	

QUALITY

	Quantity	Base Number	Contract	AT	Region	England
% of FP17s for the same patient ID Re-attending within 3 months - Children	89	1,035	8.6%	9.9%	11.8%	12.0%
% of FP17s for the same patient ID Re-attending within 3 months - Adults	201	1,408	14.3%	14.1%	15.3%	15.9%
% of FP17s for the same patient ID Re-attending between 3 & 9 months - Children	715	1,035	69.1%	60.8%	59.1%	58.0%
% of FP17s for the same patient ID Re-attending between 3 & 9 months - Adults	861	1,408	61.2%	52.9%	51.5%	50.5%
% of FP17s for Band 1 Urgent Courses	186	2,225	8.4%	7.2%	8.0%	9.0%
% of FP17s Relating to Free Repair or Replacements	5	2,225	0.2%	0.8%	0.8%	0.8%
% of FP17s Relating to Continuations	0	2,225	0.0%	1.1%	1.1%	1.1%
% of Patients satisfied with the dentistry they have received	4	4	N/A	91.6%	91.6%	91.5%
% of Patients satisfied with the time they had to wait for an appointment	4	4	N/A	86.9%	88.3%	87.9%

* This is based on patients treated on this contract for their most recent course of treatment. Figures in italics indicate the base number of FP17s or Patient Questionnaire responses are less than 100. N/A is shown where the base number of responses is less than 10 during the period. % is calculated as Quantity/Base number*100

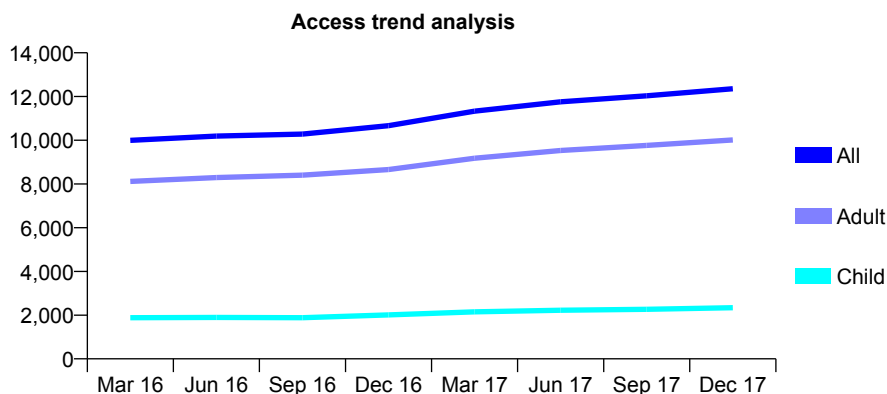
Q59 - Vital Signs At a Glance Contract Report for 101281/0055 - December 2017

Name or company name	OASIS DENTAL CARE LTD
Contract type name	Pilot Contract
Purpose of contract	General
Contract start date	01/04/2006
Contract end date	

17/18 Contracted general activity (UDA)	36,428
Carry forward general activity (UDA)	0
17/18 Contracted orthodontic activity (UOA)	0
Carry forward orthodontic activity (UOA)	0
Baseline contract value	£812,137.53

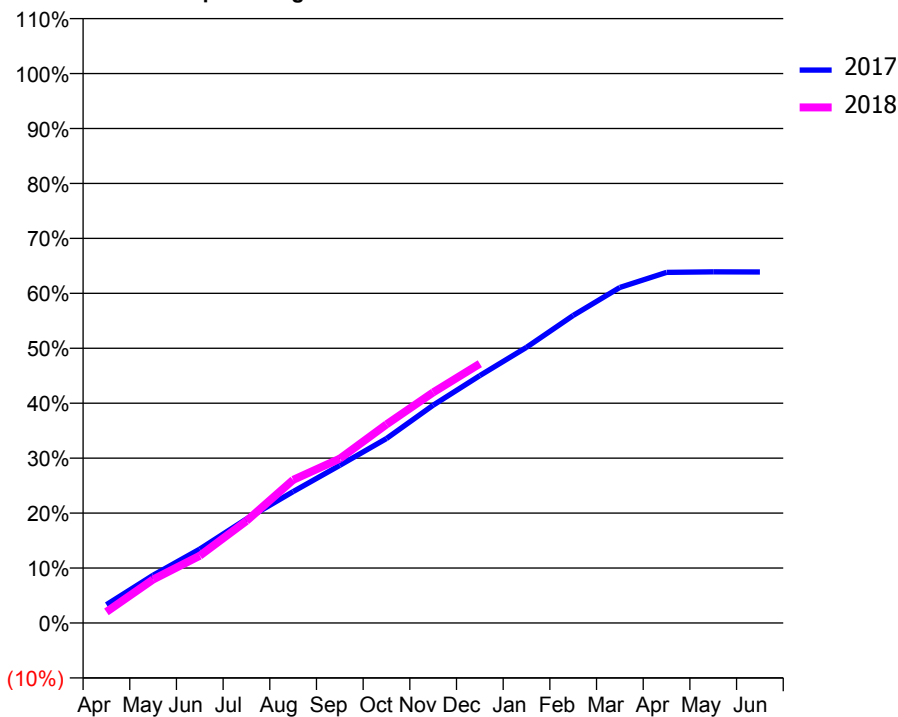
ACCESS*

Patients seen in 24 months	Total	Change since previous quarter
Quarter ending December 2016	10,666	
Quarter ending March 2017	11,329	↑
Quarter ending June 2017	11,758	↑
Quarter ending September 2017	12,030	↑
Quarter ending December 2017	12,355	↑
Variance since December 2016	15.8%	↑



ACTIVITY

Cumulative percentage of contracted UDA delivered 2017 & 2018



Month	Adjusted Scheduled Activity (UDA)	
	2017	2018
April	1,216	737
May	3,171	2,890
June	4,899	4,456
July	6,895	6,767
August	8,716	9,487
September	10,452	10,892
October	12,229	13,167
November	14,440	15,285
December	16,402	17,193
January	18,279	
February	20,388	
March	22,245	
April	23,247	
May	23,276	
June	23,274	

QUALITY

	Quantity	Base Number	Contract	AT	Region	England
% of FP17s for the same patient ID Re-attending within 3 months - Children	55	1,971	2.8%	9.9%	11.8%	12.0%
% of FP17s for the same patient ID Re-attending within 3 months - Adults	578	8,049	7.2%	14.1%	15.3%	15.9%
% of FP17s for the same patient ID Re-attending between 3 & 9 months - Children	728	1,971	36.9%	60.8%	59.1%	58.0%
% of FP17s for the same patient ID Re-attending between 3 & 9 months - Adults	2,174	8,049	27.0%	52.9%	51.5%	50.5%
% of FP17s for Band 1 Urgent Courses	190	9,505	2.0%	7.2%	8.0%	9.0%
% of FP17s Relating to Free Repair or Replacements	53	9,505	0.6%	0.8%	0.8%	0.8%
% of FP17s Relating to Continuations	143	9,505	1.5%	1.1%	1.1%	1.1%
% of Patients satisfied with the dentistry they have received	11	11	100.0%	91.6%	91.6%	91.5%
% of Patients satisfied with the time they had to wait for an appointment	9	11	81.8%	86.9%	88.3%	87.9%

* This is based on patients treated on this contract for their most recent course of treatment. Figures in italics indicate the base number of FP17s or Patient Questionnaire responses are less than 100. N/A is shown where the base number of responses is less than 10 during the period. % is calculated as Quantity/Base number*100

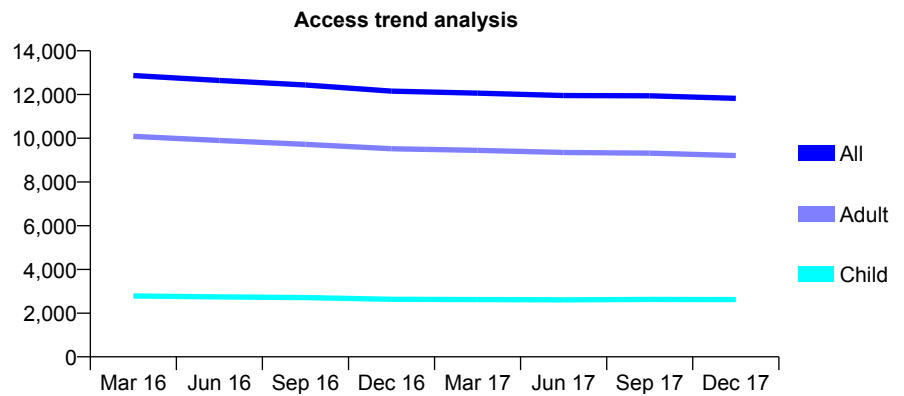
Q59 - Vital Signs At a Glance Contract Report for 101281/0077 - December 2017

Name or company name	OASIS DENTAL CARE LTD
Contract type name	GDS Contract
Purpose of contract	General and Orthodontic
Contract start date	01/04/2006
Contract end date	

17/18 Contracted general activity (UDA)	33,200
Carry forward general activity (UDA)	949
17/18 Contracted orthodontic activity (UOA)	3,163
Carry forward orthodontic activity (UOA)	40
Baseline contract value	£952,478.39

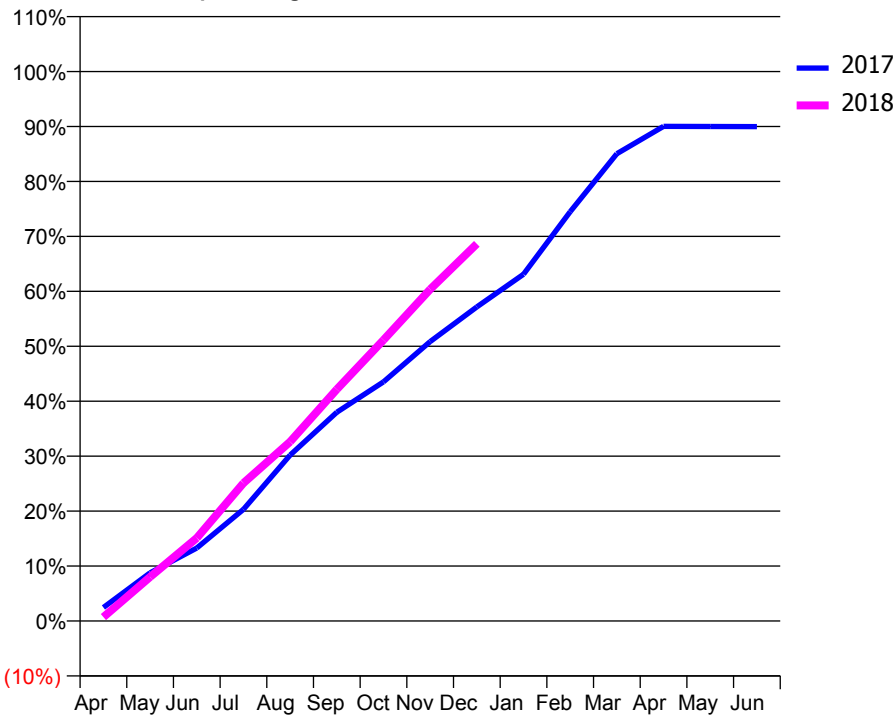
ACCESS*

Patients seen in 24 months	Total	Change since previous quarter
Quarter ending December 2016	12,153	
Quarter ending March 2017	12,061	→
Quarter ending June 2017	11,956	→
Quarter ending September 2017	11,941	→
Quarter ending December 2017	11,828	→
Variance since December 2016	(2.7%)	↓



ACTIVITY

Cumulative percentage of contracted UDA delivered 2017 & 2018



Adjusted Scheduled Activity (UDA)		
Month	2017	2018
April	817	240
May	2,912	2,663
June	4,412	5,013
July	6,744	8,339
August	10,025	10,830
September	12,610	13,996
October	14,452	16,978
November	16,882	20,044
December	18,976	22,787
January	20,953	
February	24,728	
March	28,238	
April	29,887	
May	29,877	
June	29,870	

QUALITY

	Quantity	Base Number	Contract	AT	Region	England
% of FP17s for the same patient ID Re-attending within 3 months - Children	222	3,304	6.7%	9.9%	11.8%	12.0%
% of FP17s for the same patient ID Re-attending within 3 months - Adults	1,495	9,950	15.0%	14.1%	15.3%	15.9%
% of FP17s for the same patient ID Re-attending between 3 & 9 months - Children	1,981	3,304	60.0%	60.8%	59.1%	58.0%
% of FP17s for the same patient ID Re-attending between 3 & 9 months - Adults	4,998	9,950	50.2%	52.9%	51.5%	50.5%
% of FP17s for Band 1 Urgent Courses	1,168	12,244	9.5%	7.2%	8.0%	9.0%
% of FP17s Relating to Free Repair or Replacements	180	12,244	1.5%	0.8%	0.8%	0.8%
% of FP17s Relating to Continuations	135	12,244	1.1%	1.1%	1.1%	1.1%
% of Patients satisfied with the dentistry they have received	58	60	96.7%	91.6%	91.6%	91.5%
% of Patients satisfied with the time they had to wait for an appointment	54	60	90.0%	86.9%	88.3%	87.9%

* This is based on patients treated on this contract for their most recent course of treatment. Figures in italics indicate the base number of FP17s or Patient Questionnaire responses are less than 100. N/A is shown where the base number of responses is less than 10 during the period. % is calculated as Quantity/Base number*100

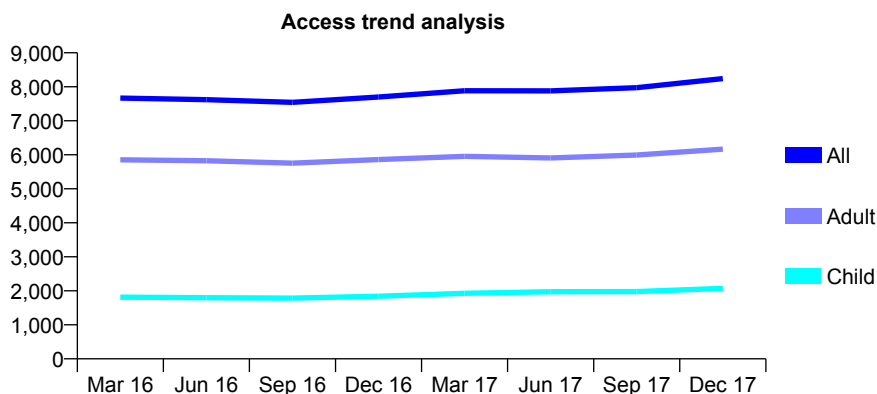
Q59 - Vital Signs At a Glance Contract Report for 101281/0082 - December 2017

Name or company name	OASIS DENTAL CARE LTD
Contract type name	GDS Contract
Purpose of contract	General
Contract start date	01/04/2006
Contract end date	

17/18 Contracted general activity (UDA)	21,656
Carry forward general activity (UDA)	0
17/18 Contracted orthodontic activity (UOA)	0
Carry forward orthodontic activity (UOA)	0
Baseline contract value	£482,804.81

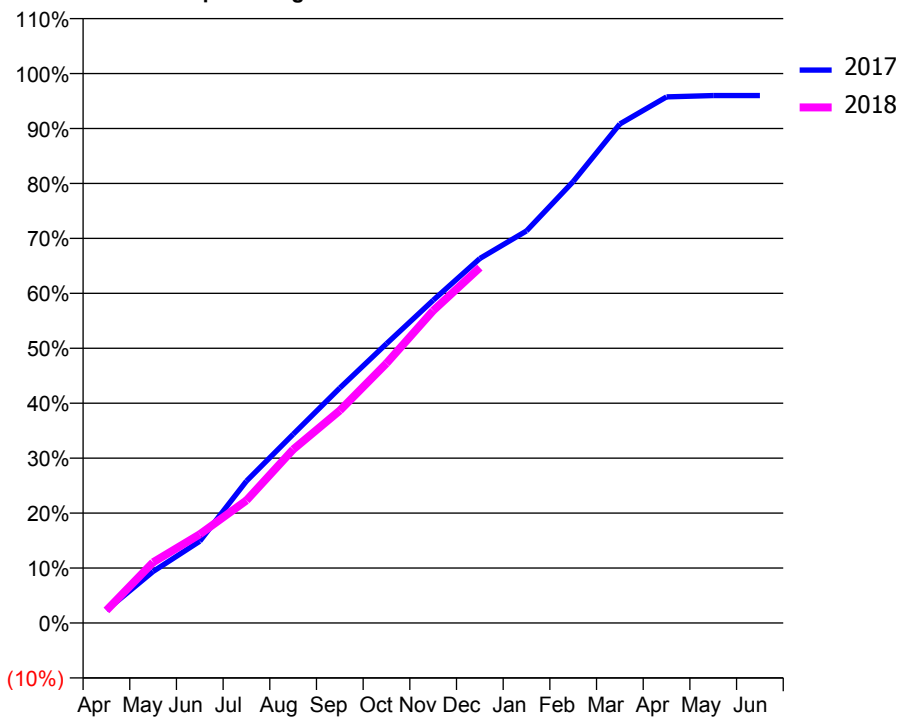
ACCESS*

Patients seen in 24 months	Total	Change since previous quarter
Quarter ending December 2016	7,700	
Quarter ending March 2017	7,885	↑
Quarter ending June 2017	7,879	→
Quarter ending September 2017	7,975	→
Quarter ending December 2017	8,242	↑
Variance since December 2016	7.0%	↑



ACTIVITY

Cumulative percentage of contracted UDA delivered 2017 & 2018



Month	Adjusted Scheduled Activity (UDA)	
	2017	2018
April	507	499
May	2,031	2,396
June	3,225	3,495
July	5,597	4,833
August	7,441	6,839
September	9,261	8,372
October	11,007	10,233
November	12,718	12,308
December	14,365	14,006
January	15,451	
February	17,395	
March	19,665	
April	20,736	
May	20,785	
June	20,786	

QUALITY

	Quantity	Base Number	Contract	AT	Region	England
% of FP17s for the same patient ID Re-attending within 3 months - Children	206	2,308	8.9%	9.9%	11.8%	12.0%
% of FP17s for the same patient ID Re-attending within 3 months - Adults	791	6,584	12.0%	14.1%	15.3%	15.9%
% of FP17s for the same patient ID Re-attending between 3 & 9 months - Children	1,369	2,308	59.3%	60.8%	59.1%	58.0%
% of FP17s for the same patient ID Re-attending between 3 & 9 months - Adults	3,780	6,584	57.4%	52.9%	51.5%	50.5%
% of FP17s for Band 1 Urgent Courses	153	8,342	1.8%	7.2%	8.0%	9.0%
% of FP17s Relating to Free Repair or Replacements	181	8,342	2.2%	0.8%	0.8%	0.8%
% of FP17s Relating to Continuations	234	8,342	2.8%	1.1%	1.1%	1.1%
% of Patients satisfied with the dentistry they have received	6	7	N/A	91.6%	91.6%	91.5%
% of Patients satisfied with the time they had to wait for an appointment	6	7	N/A	86.9%	88.3%	87.9%

* This is based on patients treated on this contract for their most recent course of treatment. Figures in italics indicate the base number of FP17s or Patient Questionnaire responses are less than 100. N/A is shown where the base number of responses is less than 10 during the period. % is calculated as Quantity/Base number*100

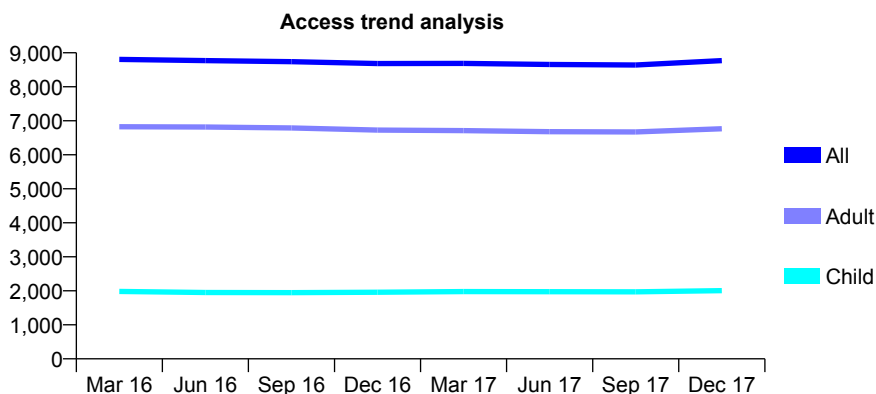
Q59 - Vital Signs At a Glance Contract Report for 101281/0098 - December 2017

Name or company name	OASIS DENTAL CARE LTD
Contract type name	GDS Contract
Purpose of contract	General
Contract start date	01/04/2006
Contract end date	

17/18 Contracted general activity (UDA)	26,129
Carry forward general activity (UDA)	0
17/18 Contracted orthodontic activity (UOA)	0
Carry forward orthodontic activity (UOA)	0
Baseline contract value	£582,518.48

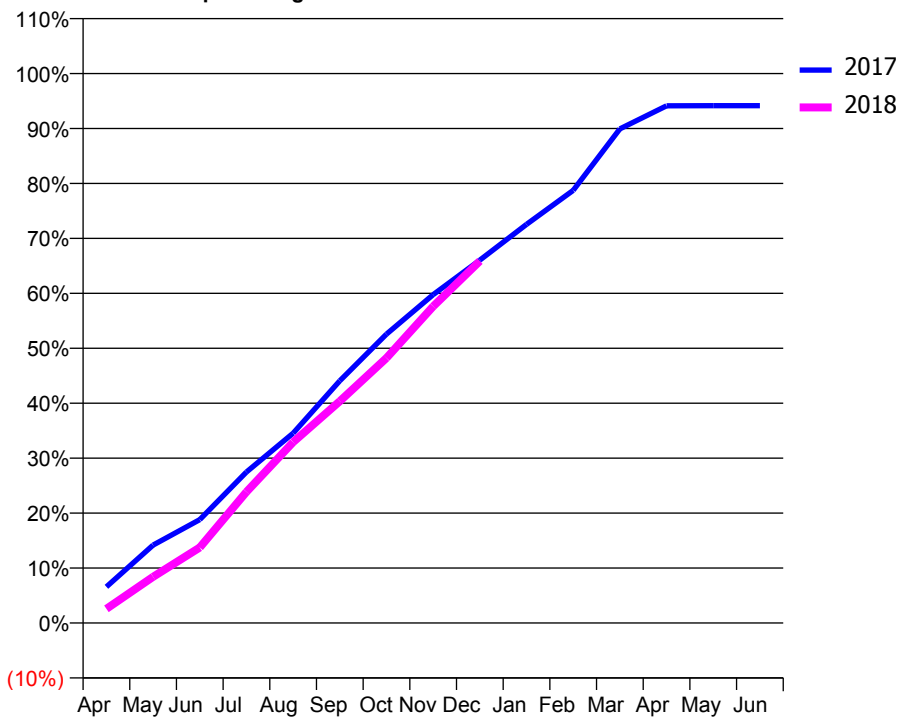
ACCESS*

Patients seen in 24 months	Total	Change since previous quarter
Quarter ending December 2016	8,685	
Quarter ending March 2017	8,689	→
Quarter ending June 2017	8,656	→
Quarter ending September 2017	8,643	→
Quarter ending December 2017	8,771	→
Variance since December 2016	1.0%	→



ACTIVITY

Cumulative percentage of contracted UDA delivered 2017 & 2018



Month	Adjusted Scheduled Activity (UDA)	
	2017	2018
April	1,723	675
May	3,708	2,195
June	4,920	3,593
July	7,178	6,234
August	9,026	8,602
September	11,518	10,548
October	13,739	12,604
November	15,613	15,055
December	17,258	17,209
January	18,957	
February	20,570	
March	23,497	
April	24,593	
May	24,600	
June	24,599	

QUALITY

	Quantity	Base Number	Contract	AT	Region	England
% of FP17s for the same patient ID Re-attending within 3 months - Children	144	2,435	5.9%	9.9%	11.8%	12.0%
% of FP17s for the same patient ID Re-attending within 3 months - Adults	1,083	8,237	13.1%	14.1%	15.3%	15.9%
% of FP17s for the same patient ID Re-attending between 3 & 9 months - Children	1,618	2,435	66.4%	60.8%	59.1%	58.0%
% of FP17s for the same patient ID Re-attending between 3 & 9 months - Adults	5,382	8,237	65.3%	52.9%	51.5%	50.5%
% of FP17s for Band 1 Urgent Courses	843	10,157	8.3%	7.2%	8.0%	9.0%
% of FP17s Relating to Free Repair or Replacements	66	10,157	0.6%	0.8%	0.8%	0.8%
% of FP17s Relating to Continuations	23	10,157	0.2%	1.1%	1.1%	1.1%
% of Patients satisfied with the dentistry they have received	18	20	90.0%	91.6%	91.6%	91.5%
% of Patients satisfied with the time they had to wait for an appointment	18	20	90.0%	86.9%	88.3%	87.9%

* This is based on patients treated on this contract for their most recent course of treatment. Figures in italics indicate the base number of FP17s or Patient Questionnaire responses are less than 100. N/A is shown where the base number of responses is less than 10 during the period. % is calculated as Quantity/Base number*100

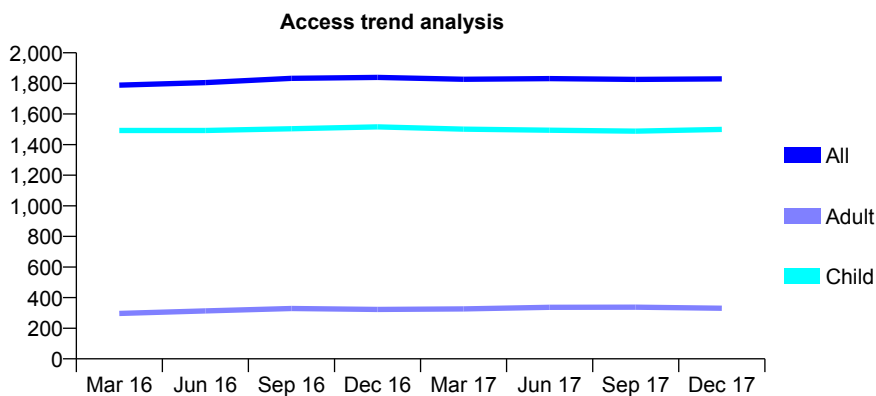
Q59 - Vital Signs At a Glance Contract Report for 101281/0114 - December 2017

Name or company name	OASIS DENTAL CARE LTD
Contract type name	GDS Contract
Purpose of contract	General
Contract start date	01/04/2006
Contract end date	

17/18 Contracted general activity (UDA)	3,552
Carry forward general activity (UDA)	9
17/18 Contracted orthodontic activity (UOA)	0
Carry forward orthodontic activity (UOA)	0
Baseline contract value	£80,361.34

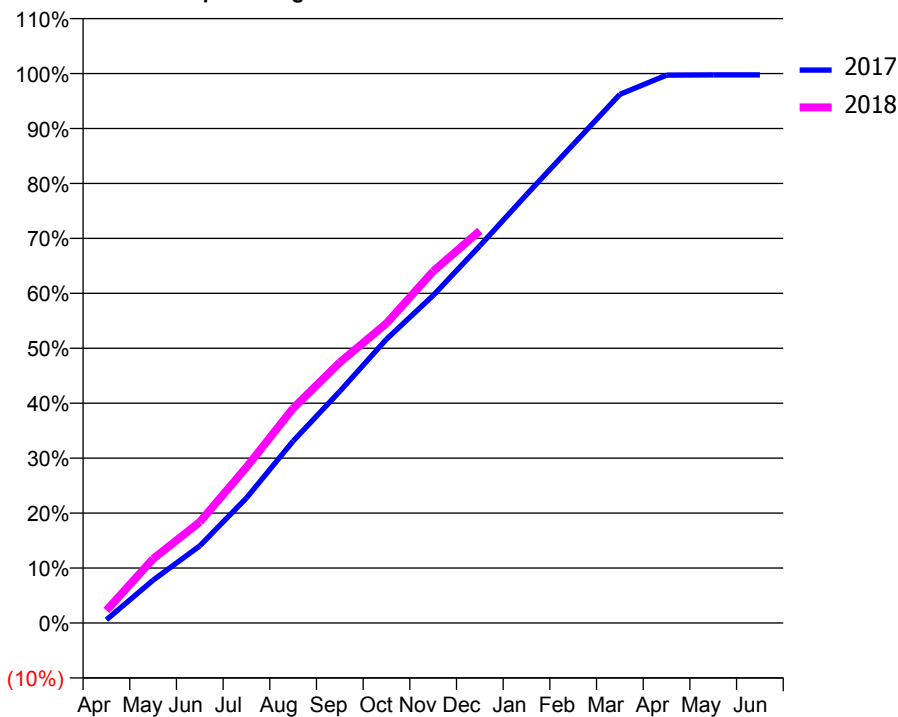
ACCESS*

Patients seen in 24 months	Total	Change since previous quarter
Quarter ending December 2016	1,839	
Quarter ending March 2017	1,827	→
Quarter ending June 2017	1,831	→
Quarter ending September 2017	1,826	→
Quarter ending December 2017	1,830	→
Variance since December 2016	(0.5%)	→



ACTIVITY

Cumulative percentage of contracted UDA delivered 2017 & 2018



Month	Adjusted Scheduled Activity (UDA)	
	2017	2018
April	21	81
May	277	415
June	499	653
July	808	1,007
August	1,176	1,388
September	1,497	1,685
October	1,835	1,937
November	2,117	2,273
December	2,438	2,536
January	2,769	
February	3,093	
March	3,417	
April	3,542	
May	3,543	
June	3,543	

QUALITY

	Quantity	Base Number	Contract	AT	Region	England
% of FP17s for the same patient ID Re-attending within 3 months - Children	120	1,950	6.2%	9.9%	11.8%	12.0%
% of FP17s for the same patient ID Re-attending within 3 months - Adults	8	236	3.4%	14.1%	15.3%	15.9%
% of FP17s for the same patient ID Re-attending between 3 & 9 months - Children	1,426	1,950	73.1%	60.8%	59.1%	58.0%
% of FP17s for the same patient ID Re-attending between 3 & 9 months - Adults	181	236	76.7%	52.9%	51.5%	50.5%
% of FP17s for Band 1 Urgent Courses	38	2,087	1.8%	7.2%	8.0%	9.0%
% of FP17s Relating to Free Repair or Replacements	0	2,087	0.0%	0.8%	0.8%	0.8%
% of FP17s Relating to Continuations	0	2,087	0.0%	1.1%	1.1%	1.1%
% of Patients satisfied with the dentistry they have received	3	3	N/A	91.6%	91.6%	91.5%
% of Patients satisfied with the time they had to wait for an appointment	2	3	N/A	86.9%	88.3%	87.9%

* This is based on patients treated on this contract for their most recent course of treatment. Figures in italics indicate the base number of FP17s or Patient Questionnaire responses are less than 100. N/A is shown where the base number of responses is less than 10 during the period. % is calculated as Quantity/Base number*100

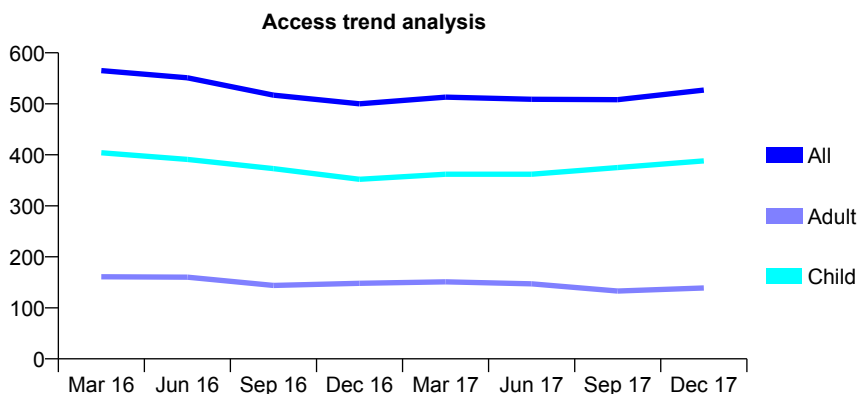
Q59 - Vital Signs At a Glance Contract Report for 101281/0132 - December 2017

Name or company name	OASIS DENTAL CARE LTD
Contract type name	GDS Contract
Purpose of contract	General
Contract start date	01/04/2006
Contract end date	

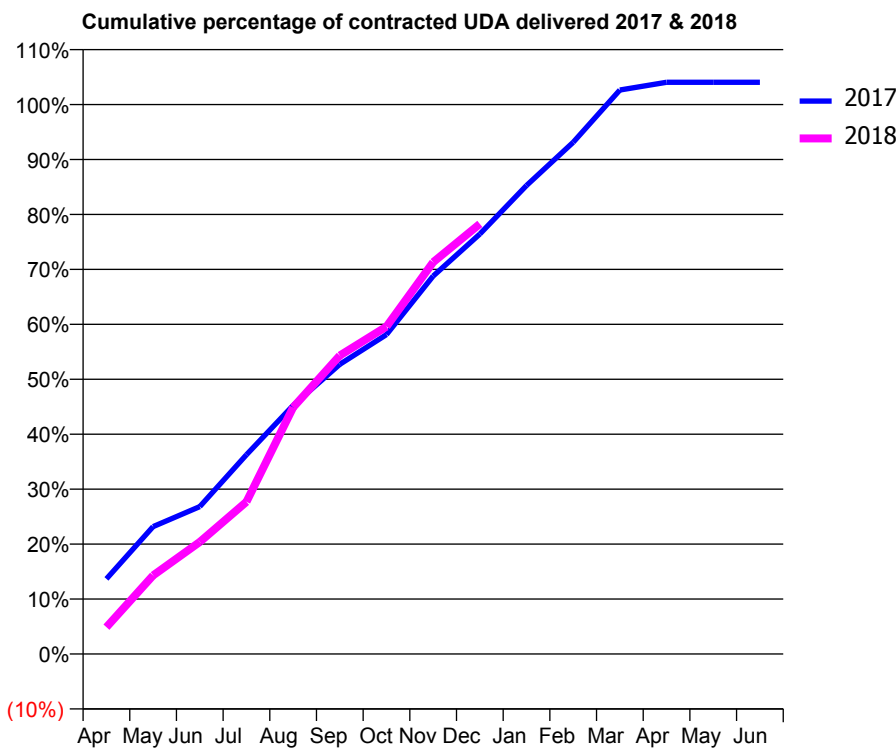
17/18 Contracted general activity (UDA)	1,021
Carry forward general activity (UDA)	-20
17/18 Contracted orthodontic activity (UOA)	0
Carry forward orthodontic activity (UOA)	0
Baseline contract value	£23,074.23

ACCESS*

Patients seen in 24 months	Total	Change since previous quarter
Quarter ending December 2016	500	
Quarter ending March 2017	513	↑
Quarter ending June 2017	509	→
Quarter ending September 2017	508	→
Quarter ending December 2017	527	↑
Variance since December 2016	5.4%	↑



ACTIVITY



Adjusted Scheduled Activity (UDA)		
Month	2017	2018
April	140	50
May	237	146
June	274	208
July	370	283
August	462	458
September	538	555
October	593	608
November	702	728
December	780	799
January	870	
February	951	
March	1,048	
April	1,062	
May	1,062	
June	1,062	

QUALITY

	Quantity	Base Number	Contract	AT	Region	England
% of FP17s for the same patient ID Re-attending within 3 months - Children	23	484	4.8%	9.9%	11.8%	12.0%
% of FP17s for the same patient ID Re-attending within 3 months - Adults	4	99	4.0%	14.1%	15.3%	15.9%
% of FP17s for the same patient ID Re-attending between 3 & 9 months - Children	326	484	67.4%	60.8%	59.1%	58.0%
% of FP17s for the same patient ID Re-attending between 3 & 9 months - Adults	50	99	50.5%	52.9%	51.5%	50.5%
% of FP17s for Band 1 Urgent Courses	16	569	2.8%	7.2%	8.0%	9.0%
% of FP17s Relating to Free Repair or Replacements	0	569	0.0%	0.8%	0.8%	0.8%
% of FP17s Relating to Continuations	0	569	0.0%	1.1%	1.1%	1.1%
% of Patients satisfied with the dentistry they have received	0	0	N/A	91.6%	91.6%	91.5%
% of Patients satisfied with the time they had to wait for an appointment	0	0	N/A	86.9%	88.3%	87.9%

* This is based on patients treated on this contract for their most recent course of treatment. Figures in italics indicate the base number of FP17s or Patient Questionnaire responses are less than 100. N/A is shown where the base number of responses is less than 10 during the period. % is calculated as Quantity/Base number*100

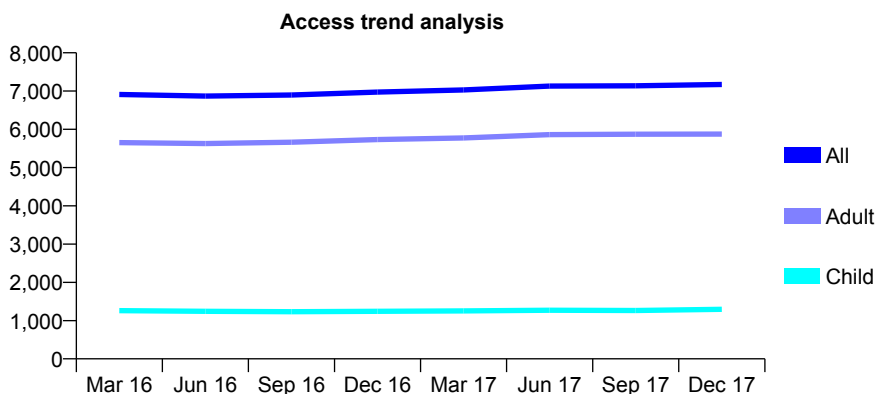
Q59 - Vital Signs At a Glance Contract Report for 101281/0161 - December 2017

Name or company name	OASIS DENTAL CARE LTD
Contract type name	GDS Contract
Purpose of contract	General
Contract start date	09/10/2006
Contract end date	

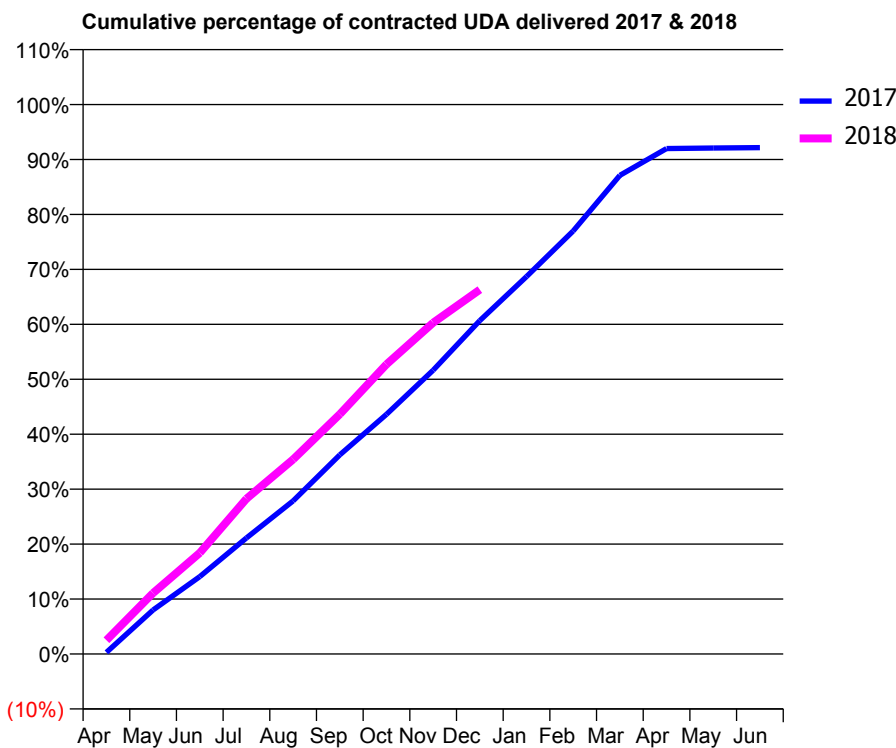
17/18 Contracted general activity (UDA)	27,589
Carry forward general activity (UDA)	0
17/18 Contracted orthodontic activity (UOA)	0
Carry forward orthodontic activity (UOA)	0
Baseline contract value	£615,072.64

ACCESS*

Patients seen in 24 months	Total	Change since previous quarter
Quarter ending December 2016	6,975	
Quarter ending March 2017	7,028	→
Quarter ending June 2017	7,132	→
Quarter ending September 2017	7,138	→
Quarter ending December 2017	7,172	→
Variance since December 2016	2.8%	↑



ACTIVITY



Month	Adjusted Scheduled Activity (UDA)	
	2017	2018
April	85	691
May	2,212	3,062
June	3,886	5,075
July	5,828	7,797
August	7,688	9,773
September	10,001	12,042
October	12,031	14,545
November	14,251	16,635
December	16,740	18,293
January	18,948	
February	21,237	
March	24,030	
April	25,374	
May	25,404	
June	25,421	

QUALITY

	Quantity	Base Number	Contract	AT	Region	England
% of FP17s for the same patient ID Re-attending within 3 months - Children	125	1,419	8.8%	9.9%	11.8%	12.0%
% of FP17s for the same patient ID Re-attending within 3 months - Adults	1,169	6,584	17.8%	14.1%	15.3%	15.9%
% of FP17s for the same patient ID Re-attending between 3 & 9 months - Children	778	1,419	54.8%	60.8%	59.1%	58.0%
% of FP17s for the same patient ID Re-attending between 3 & 9 months - Adults	3,552	6,584	53.9%	52.9%	51.5%	50.5%
% of FP17s for Band 1 Urgent Courses	901	7,557	11.9%	7.2%	8.0%	9.0%
% of FP17s Relating to Free Repair or Replacements	122	7,557	1.6%	0.8%	0.8%	0.8%
% of FP17s Relating to Continuations	166	7,557	2.2%	1.1%	1.1%	1.1%
% of Patients satisfied with the dentistry they have received	13	15	86.7%	91.6%	91.6%	91.5%
% of Patients satisfied with the time they had to wait for an appointment	14	15	93.3%	86.9%	88.3%	87.9%

* This is based on patients treated on this contract for their most recent course of treatment. Figures in italics indicate the base number of FP17s or Patient Questionnaire responses are less than 100. N/A is shown where the base number of responses is less than 10 during the period. % is calculated as Quantity/Base number*100

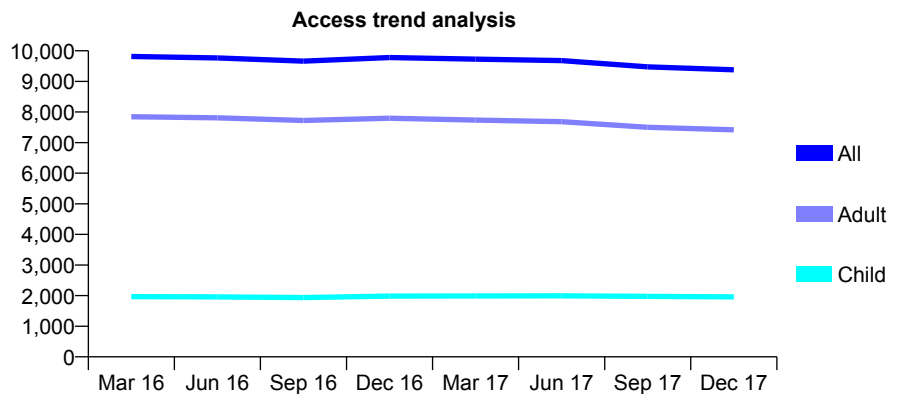
Q59 - Vital Signs At a Glance Contract Report for 101281/0178 - December 2017

Name or company name	OASIS DENTAL CARE LTD
Contract type name	GDS Contract
Purpose of contract	General
Contract start date	31/03/2008
Contract end date	

17/18 Contracted general activity (UDA)	30,000
Carry forward general activity (UDA)	0
17/18 Contracted orthodontic activity (UOA)	0
Carry forward orthodontic activity (UOA)	0
Baseline contract value	£668,827.85

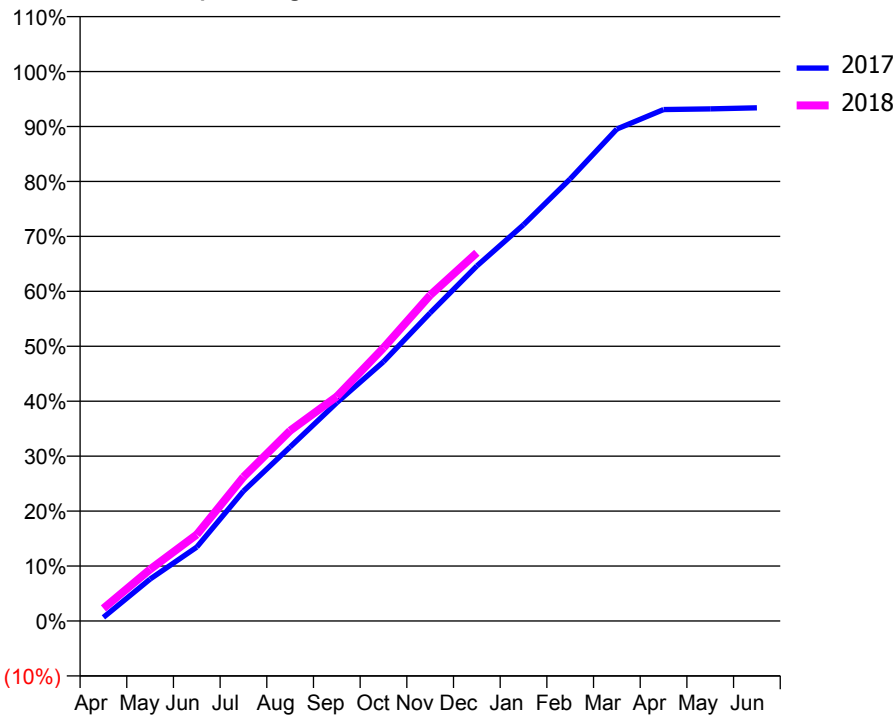
ACCESS*

Patients seen in 24 months	Total	Change since previous quarter
Quarter ending December 2016	9,780	
Quarter ending March 2017	9,729	→
Quarter ending June 2017	9,679	→
Quarter ending September 2017	9,477	↓
Quarter ending December 2017	9,377	↓
Variance since December 2016	(4.1%)	↓



ACTIVITY

Cumulative percentage of contracted UDA delivered 2017 & 2018



Month	Adjusted Scheduled Activity (UDA)	
	2017	2018
April	204	685
May	2,288	2,820
June	4,040	4,719
July	7,092	7,869
August	9,502	10,392
September	11,922	12,254
October	14,157	14,914
November	16,820	17,788
December	19,386	20,105
January	21,635	
February	24,135	
March	26,863	
April	27,922	
May	27,962	
June	28,015	

QUALITY

	Quantity	Base Number	Contract	AT	Region	England
% of FP17s for the same patient ID Re-attending within 3 months - Children	157	2,286	6.9%	9.9%	11.8%	12.0%
% of FP17s for the same patient ID Re-attending within 3 months - Adults	1,063	8,059	13.2%	14.1%	15.3%	15.9%
% of FP17s for the same patient ID Re-attending between 3 & 9 months - Children	1,485	2,286	65.0%	60.8%	59.1%	58.0%
% of FP17s for the same patient ID Re-attending between 3 & 9 months - Adults	4,914	8,059	61.0%	52.9%	51.5%	50.5%
% of FP17s for Band 1 Urgent Courses	565	9,842	5.7%	7.2%	8.0%	9.0%
% of FP17s Relating to Free Repair or Replacements	60	9,842	0.6%	0.8%	0.8%	0.8%
% of FP17s Relating to Continuations	211	9,842	2.1%	1.1%	1.1%	1.1%
% of Patients satisfied with the dentistry they have received	30	34	88.2%	91.6%	91.6%	91.5%
% of Patients satisfied with the time they had to wait for an appointment	29	34	85.3%	86.9%	88.3%	87.9%

* This is based on patients treated on this contract for their most recent course of treatment. Figures in italics indicate the base number of FP17s or Patient Questionnaire responses are less than 100. N/A is shown where the base number of responses is less than 10 during the period. % is calculated as Quantity/Base number*100

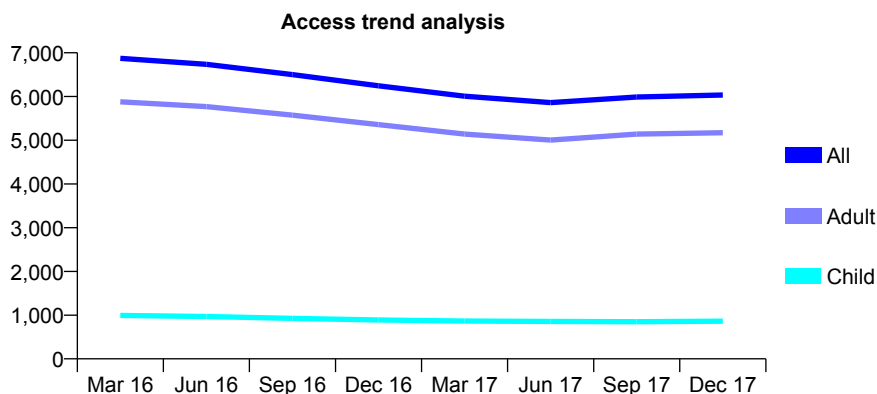
Q59 - Vital Signs At a Glance Contract Report for 101281/0197 - December 2017

Name or company name	OASIS DENTAL CARE LTD
Contract type name	GDS Contract
Purpose of contract	General
Contract start date	01/04/2009
Contract end date	

17/18 Contracted general activity (UDA)	22,500
Carry forward general activity (UDA)	3,500
17/18 Contracted orthodontic activity (UOA)	0
Carry forward orthodontic activity (UOA)	0
Baseline contract value	£501,579.04

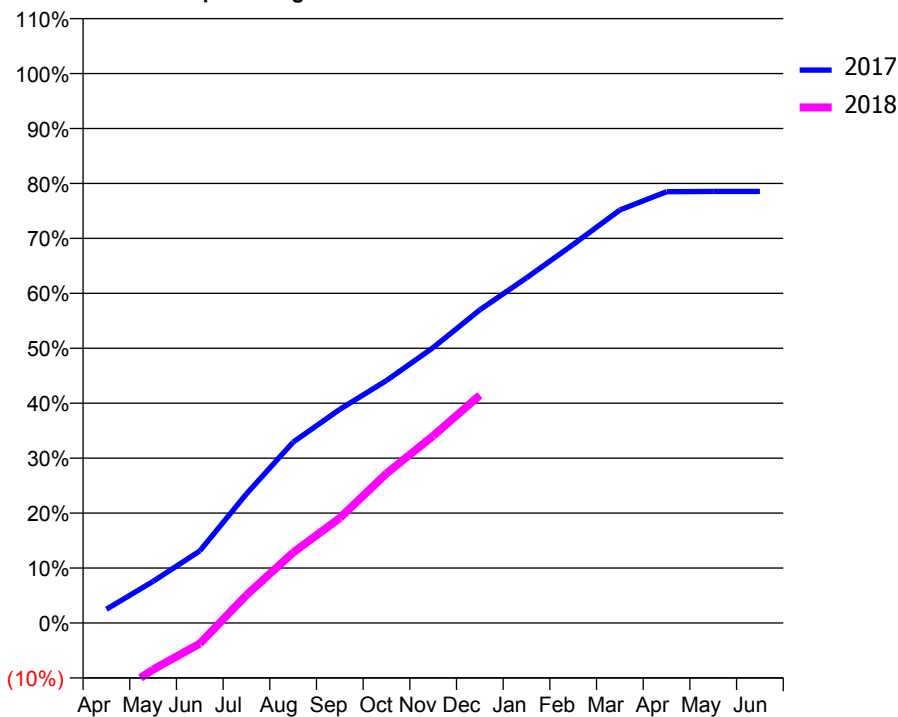
ACCESS*

Patients seen in 24 months	Total	Change since previous quarter
Quarter ending December 2016	6,245	
Quarter ending March 2017	6,006	↓
Quarter ending June 2017	5,861	↓
Quarter ending September 2017	5,989	↑
Quarter ending December 2017	6,034	→
Variance since December 2016	(3.4%)	↓



ACTIVITY

Cumulative percentage of contracted UDA delivered 2017 & 2018



Month	Adjusted Scheduled Activity (UDA)	
	2017	2018
April	568	-3,179
May	1,707	-1,906
June	2,951	-852
July	5,286	1,142
August	7,409	2,885
September	8,749	4,298
October	9,928	6,125
November	11,276	7,662
December	12,821	9,326
January	14,134	
February	15,497	
March	16,915	
April	17,663	
May	17,669	
June	17,669	

QUALITY

	Quantity	Base Number	Contract	AT	Region	England
% of FP17s for the same patient ID Re-attending within 3 months - Children	51	893	5.7%	9.9%	11.8%	12.0%
% of FP17s for the same patient ID Re-attending within 3 months - Adults	679	5,648	12.0%	14.1%	15.3%	15.9%
% of FP17s for the same patient ID Re-attending between 3 & 9 months - Children	494	893	55.3%	60.8%	59.1%	58.0%
% of FP17s for the same patient ID Re-attending between 3 & 9 months - Adults	3,065	5,648	54.3%	52.9%	51.5%	50.5%
% of FP17s for Band 1 Urgent Courses	247	6,169	4.0%	7.2%	8.0%	9.0%
% of FP17s Relating to Free Repair or Replacements	127	6,169	2.1%	0.8%	0.8%	0.8%
% of FP17s Relating to Continuations	105	6,169	1.7%	1.1%	1.1%	1.1%
% of Patients satisfied with the dentistry they have received	8	9	N/A	91.6%	91.6%	91.5%
% of Patients satisfied with the time they had to wait for an appointment	8	9	N/A	86.9%	88.3%	87.9%

* This is based on patients treated on this contract for their most recent course of treatment. Figures in italics indicate the base number of FP17s or Patient Questionnaire responses are less than 100. N/A is shown where the base number of responses is less than 10 during the period. % is calculated as Quantity/Base number*100

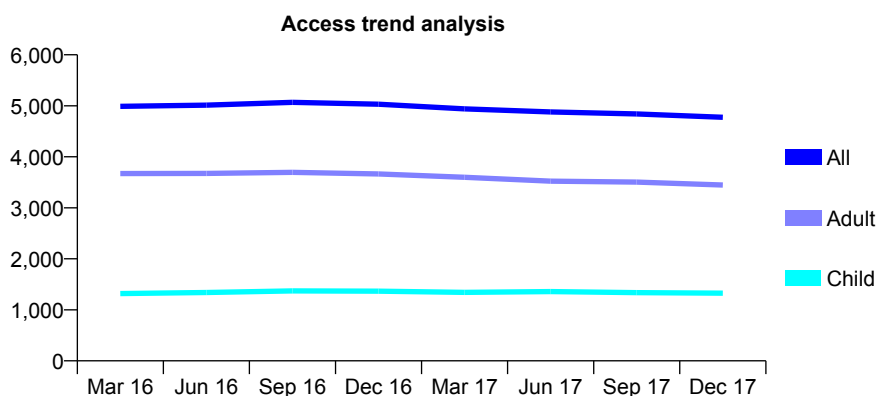
Q59 - Vital Signs At a Glance Contract Report for 101362/0015 - December 2017

Name or company name	Rodericks Dental Limited
Contract type name	GDS Contract
Purpose of contract	General
Contract start date	16/02/2009
Contract end date	

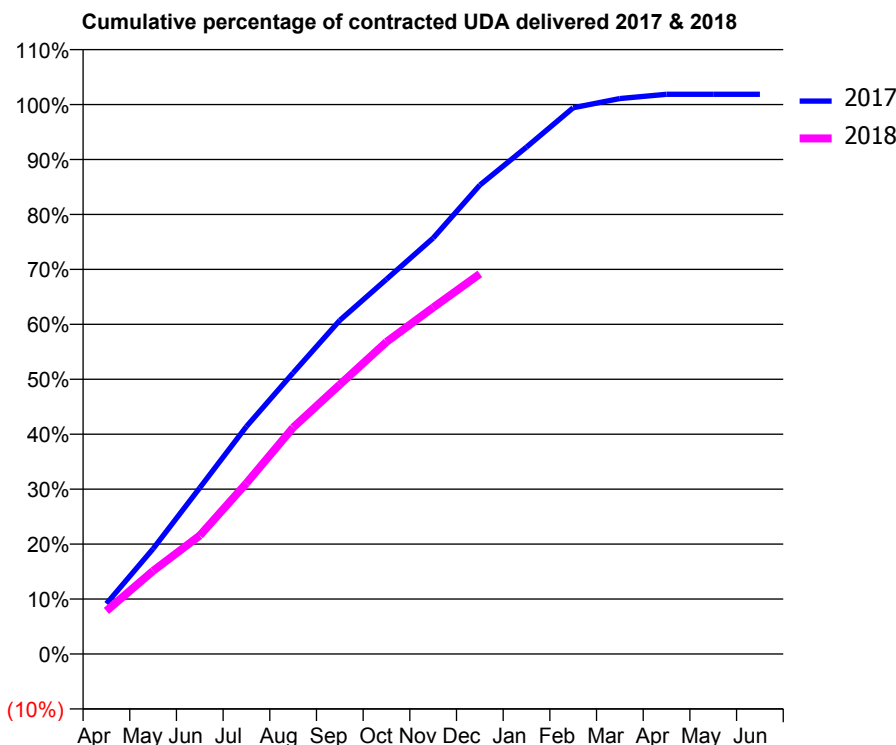
17/18 Contracted general activity (UDA)	12,250
Carry forward general activity (UDA)	-229
17/18 Contracted orthodontic activity (UOA)	0
Carry forward orthodontic activity (UOA)	0
Baseline contract value	£287,618.79

ACCESS*

Patients seen in 24 months	Total	Change since previous quarter
Quarter ending December 2016	5,031	
Quarter ending March 2017	4,941	↓
Quarter ending June 2017	4,880	↓
Quarter ending September 2017	4,841	→
Quarter ending December 2017	4,775	↓
Variance since December 2016	(5.1%)	↓



ACTIVITY



Month	Adjusted Scheduled Activity (UDA)	
	2017	2018
April	1,122	962
May	2,348	1,854
June	3,704	2,642
July	5,073	3,811
August	6,267	5,048
September	7,438	6,007
October	8,356	6,959
November	9,273	7,724
December	10,455	8,473
January	11,301	
February	12,177	
March	12,383	
April	12,478	
May	12,479	
June	12,479	

QUALITY

	Quantity	Base Number	Contract	AT	Region	England
% of FP17s for the same patient ID Re-attending within 3 months - Children	115	1,562	7.4%	9.9%	11.8%	12.0%
% of FP17s for the same patient ID Re-attending within 3 months - Adults	455	3,149	14.4%	14.1%	15.3%	15.9%
% of FP17s for the same patient ID Re-attending between 3 & 9 months - Children	979	1,562	62.7%	60.8%	59.1%	58.0%
% of FP17s for the same patient ID Re-attending between 3 & 9 months - Adults	1,331	3,149	42.3%	52.9%	51.5%	50.5%
% of FP17s for Band 1 Urgent Courses	241	4,024	6.0%	7.2%	8.0%	9.0%
% of FP17s Relating to Free Repair or Replacements	66	4,024	1.6%	0.8%	0.8%	0.8%
% of FP17s Relating to Continuations	61	4,024	1.5%	1.1%	1.1%	1.1%
% of Patients satisfied with the dentistry they have received	4	5	N/A	91.6%	91.6%	91.5%
% of Patients satisfied with the time they had to wait for an appointment	4	5	N/A	86.9%	88.3%	87.9%

* This is based on patients treated on this contract for their most recent course of treatment. Figures in italics indicate the base number of FP17s or Patient Questionnaire responses are less than 100. N/A is shown where the base number of responses is less than 10 during the period. % is calculated as Quantity/Base number*100

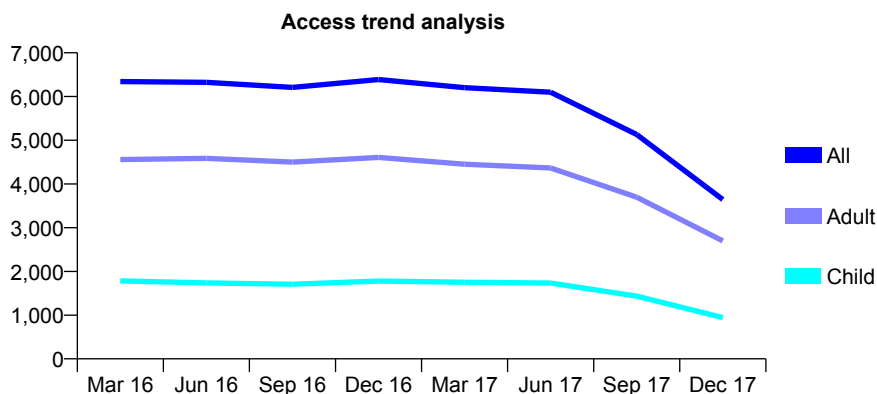
Q59 - Vital Signs At a Glance Contract Report for 101362/0033 - December 2017

Name or company name	Rodericks Dental Limited
Contract type name	PDS Plus Contract
Purpose of contract	General
Contract start date	01/09/2010
Contract end date	31/07/2017

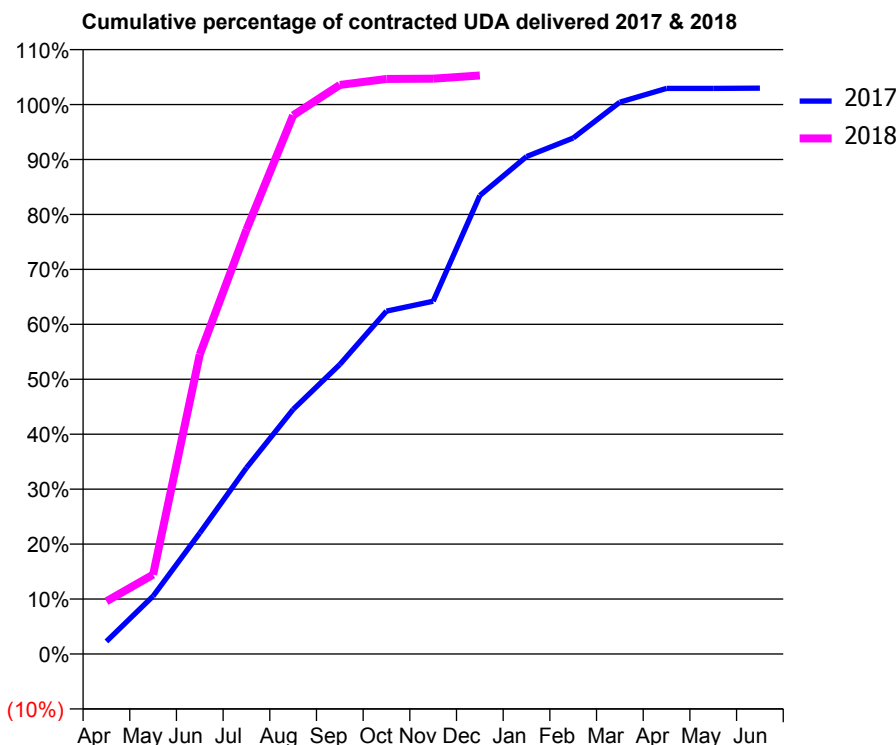
17/18 Contracted general activity (UDA)	4,167
Carry forward general activity (UDA)	0
17/18 Contracted orthodontic activity (UOA)	0
Carry forward orthodontic activity (UOA)	0
Baseline contract value	£99,499.37

ACCESS*

Patients seen in 24 months	Total	Change since previous quarter
Quarter ending December 2016	6,389	
Quarter ending March 2017	6,203	↓
Quarter ending June 2017	6,099	↓
Quarter ending September 2017	5,132	↓
Quarter ending December 2017	3,643	↓
Variance since December 2016	(43.0%)	↓



ACTIVITY



Month	Adjusted Scheduled Activity (UDA)	
	2017	2018
April	287	400
May	1,319	602
June	2,752	2,272
July	4,236	3,217
August	5,565	4,084
September	6,586	4,315
October	7,801	4,360
November	8,026	4,362
December	10,431	4,387
January	11,316	
February	11,737	
March	12,555	
April	12,867	
May	12,866	
June	12,873	

QUALITY

	Quantity	Base Number	Contract	AT	Region	England
% of FP17s for the same patient ID Re-attending within 3 months - Children	33	815	4.0%	9.9%	11.8%	12.0%
% of FP17s for the same patient ID Re-attending within 3 months - Adults	102	1,583	6.4%	14.1%	15.3%	15.9%
% of FP17s for the same patient ID Re-attending between 3 & 9 months - Children	387	815	47.5%	60.8%	59.1%	58.0%
% of FP17s for the same patient ID Re-attending between 3 & 9 months - Adults	643	1,583	40.6%	52.9%	51.5%	50.5%
% of FP17s for Band 1 Urgent Courses	109	2,237	4.9%	7.2%	8.0%	9.0%
% of FP17s Relating to Free Repair or Replacements	4	2,237	0.2%	0.8%	0.8%	0.8%
% of FP17s Relating to Continuations	7	2,237	0.3%	1.1%	1.1%	1.1%
% of Patients satisfied with the dentistry they have received	3	3	N/A	91.6%	91.6%	91.5%
% of Patients satisfied with the time they had to wait for an appointment	3	3	N/A	86.9%	88.3%	87.9%

* This is based on patients treated on this contract for their most recent course of treatment. Figures in italics indicate the base number of FP17s or Patient Questionnaire responses are less than 100. N/A is shown where the base number of responses is less than 10 during the period. % is calculated as Quantity/Base number*100

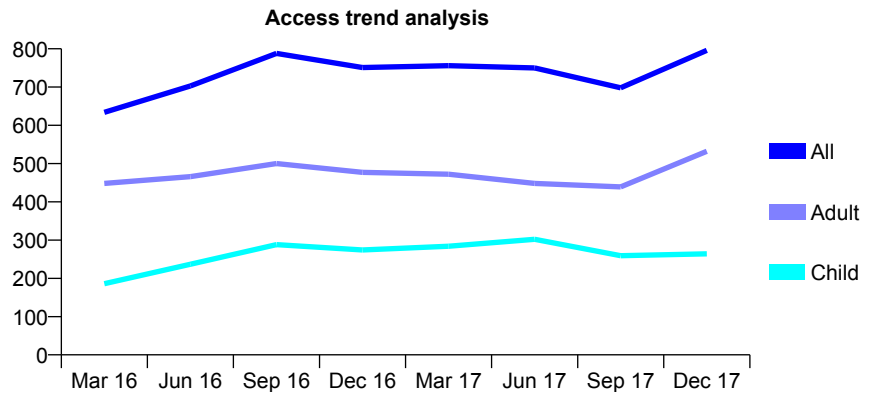
Q59 - Vital Signs At a Glance Contract Report for 101362/0049 - December 2017

Name or company name	Rodericks Dental Limited
Contract type name	GDS Contract
Purpose of contract	General
Contract start date	01/04/2012
Contract end date	

17/18 Contracted general activity (UDA)	1,383
Carry forward general activity (UDA)	-28
17/18 Contracted orthodontic activity (UOA)	0
Carry forward orthodontic activity (UOA)	0
Baseline contract value	£25,544.91

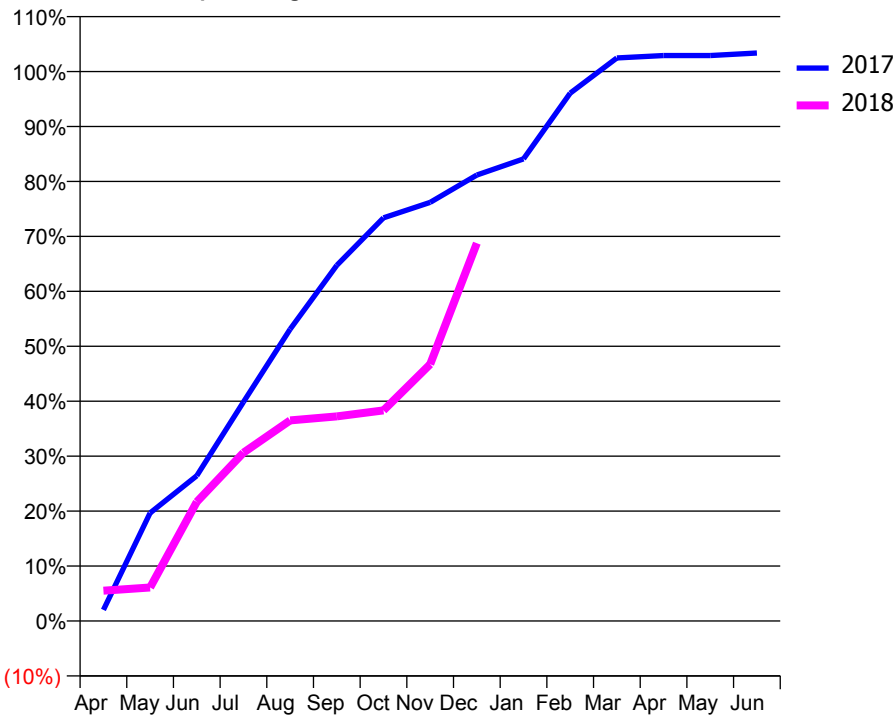
ACCESS*

Patients seen in 24 months	Total	Change since previous quarter
Quarter ending December 2016	751	
Quarter ending March 2017	756	→
Quarter ending June 2017	750	→
Quarter ending September 2017	698	↓
Quarter ending December 2017	796	↑
Variance since December 2016	6.0%	↑



ACTIVITY

Cumulative percentage of contracted UDA delivered 2017 & 2018



Month	Adjusted Scheduled Activity (UDA)	
	2017	2018
April	28	76
May	272	84
June	366	300
July	551	424
August	734	505
September	895	515
October	1,015	530
November	1,054	646
December	1,122	951
January	1,163	
February	1,328	
March	1,417	
April	1,423	
May	1,423	
June	1,429	

QUALITY

	Quantity	Base Number	Contract	AT	Region	England
% of FP17s for the same patient ID Re-attending within 3 months - Children	3	242	1.2%	9.9%	11.8%	12.0%
% of FP17s for the same patient ID Re-attending within 3 months - Adults	9	413	2.2%	14.1%	15.3%	15.9%
% of FP17s for the same patient ID Re-attending between 3 & 9 months - Children	23	242	9.5%	60.8%	59.1%	58.0%
% of FP17s for the same patient ID Re-attending between 3 & 9 months - Adults	9	413	2.2%	52.9%	51.5%	50.5%
% of FP17s for Band 1 Urgent Courses	172	647	26.6%	7.2%	8.0%	9.0%
% of FP17s Relating to Free Repair or Replacements	5	647	0.8%	0.8%	0.8%	0.8%
% of FP17s Relating to Continuations	2	647	0.3%	1.1%	1.1%	1.1%
% of Patients satisfied with the dentistry they have received	0	0	N/A	91.6%	91.6%	91.5%
% of Patients satisfied with the time they had to wait for an appointment	0	0	N/A	86.9%	88.3%	87.9%

* This is based on patients treated on this contract for their most recent course of treatment. Figures in italics indicate the base number of FP17s or Patient Questionnaire responses are less than 100. N/A is shown where the base number of responses is less than 10 during the period. % is calculated as Quantity/Base number*100

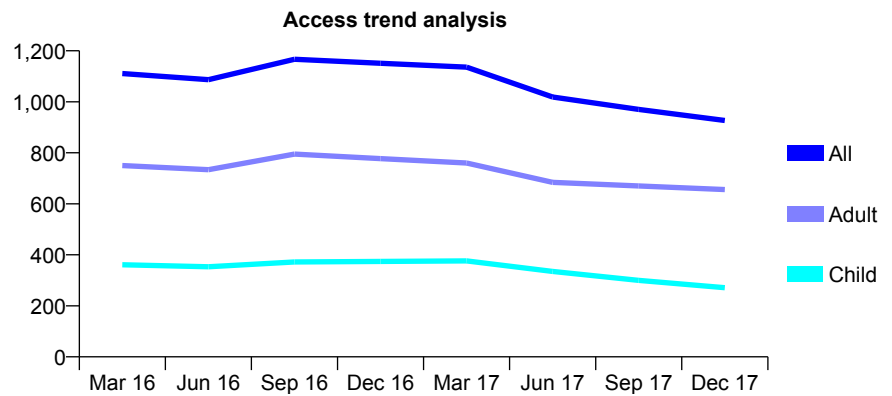
Q59 - Vital Signs At a Glance Contract Report for 101370/0033 - December 2017

Name or company name	Petrie Tucker and Partners Ltd
Contract type name	GDS Contract
Purpose of contract	General and Orthodontic
Contract start date	01/04/2006
Contract end date	

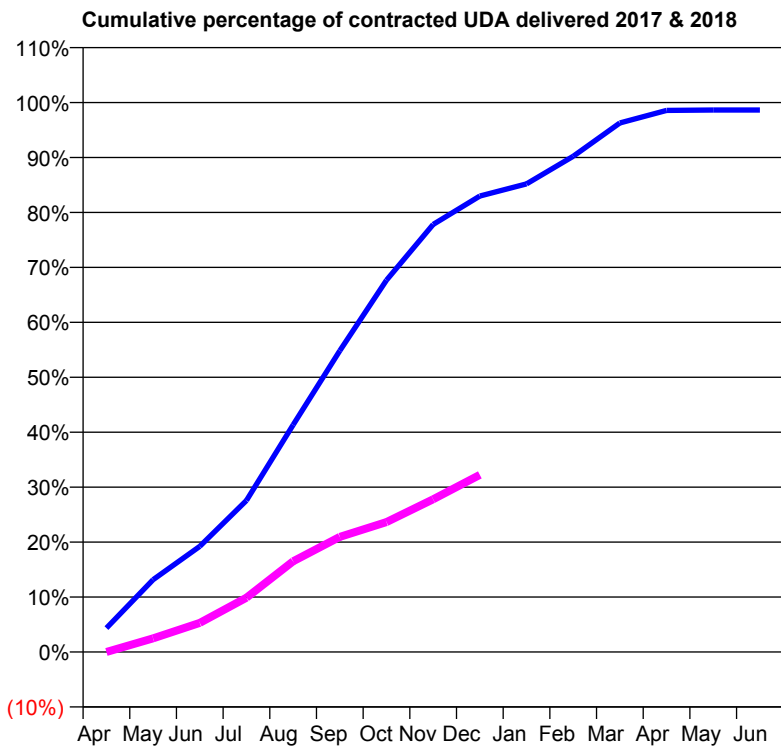
17/18 Contracted general activity (UDA)	3,531
Carry forward general activity (UDA)	0
17/18 Contracted orthodontic activity (UOA)	4,510
Carry forward orthodontic activity (UOA)	41
Baseline contract value	£387,824.37

ACCESS*

Patients seen in 24 months	Total	Change since previous quarter
Quarter ending December 2016	1,151	
Quarter ending March 2017	1,136	↓
Quarter ending June 2017	1,019	↓
Quarter ending September 2017	970	↓
Quarter ending December 2017	927	↓
Variance since December 2016	(19.5%)	↓



ACTIVITY



Month	Adjusted Scheduled Activity (UDA)	
	2017	2018
April	100	0
May	303	88
June	442	188
July	634	349
August	951	583
September	1,261	740
October	1,557	835
November	1,790	981
December	1,909	1,138
January	1,960	
February	2,075	
March	2,214	
April	2,267	
May	2,269	
June	2,269	

QUALITY

	Quantity	Base Number	Contract	AT	Region	England
% of FP17s for the same patient ID Re-attending within 3 months - Children	7	213	3.3%	9.9%	11.8%	12.0%
% of FP17s for the same patient ID Re-attending within 3 months - Adults	41	461	8.9%	14.1%	15.3%	15.9%
% of FP17s for the same patient ID Re-attending between 3 & 9 months - Children	66	213	31.0%	60.8%	59.1%	58.0%
% of FP17s for the same patient ID Re-attending between 3 & 9 months - Adults	138	461	29.9%	52.9%	51.5%	50.5%
% of FP17s for Band 1 Urgent Courses	35	606	5.8%	7.2%	8.0%	9.0%
% of FP17s Relating to Free Repair or Replacements	2	606	0.3%	0.8%	0.8%	0.8%
% of FP17s Relating to Continuations	9	606	1.5%	1.1%	1.1%	1.1%
% of Patients satisfied with the dentistry they have received	1	1	N/A	91.6%	91.6%	91.5%
% of Patients satisfied with the time they had to wait for an appointment	1	1	N/A	86.9%	88.3%	87.9%

* This is based on patients treated on this contract for their most recent course of treatment. Figures in italics indicate the base number of FP17s or Patient Questionnaire responses are less than 100. N/A is shown where the base number of responses is less than 10 during the period. % is calculated as Quantity/Base number*100

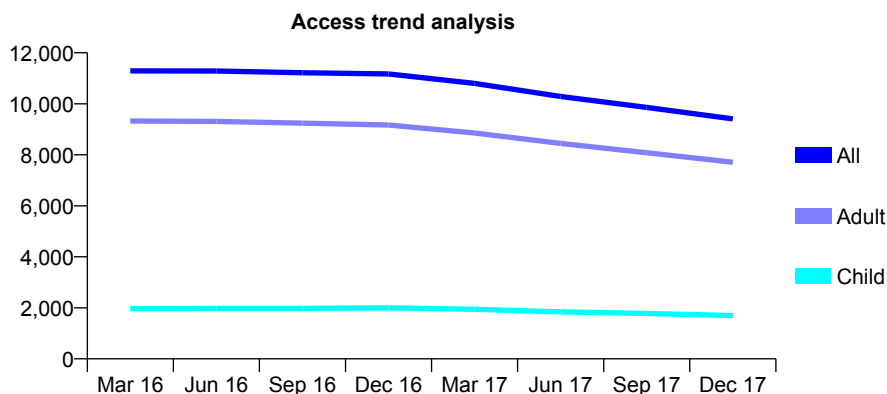
Q59 - Vital Signs At a Glance Contract Report for 101370/0034 - December 2017

Name or company name	Petrie Tucker and Partners Ltd
Contract type name	GDS Contract
Purpose of contract	General
Contract start date	01/04/2006
Contract end date	

17/18 Contracted general activity (UDA)	35,234
Carry forward general activity (UDA)	0
17/18 Contracted orthodontic activity (UOA)	0
Carry forward orthodontic activity (UOA)	0
Baseline contract value	£828,801.83

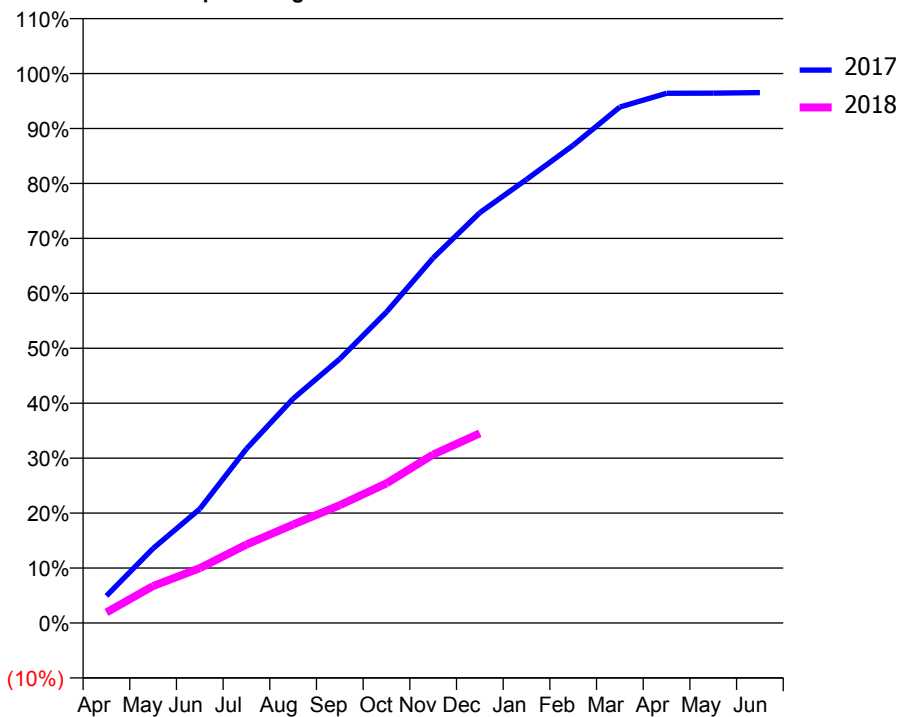
ACCESS*

Patients seen in 24 months	Total	Change since previous quarter
Quarter ending December 2016	11,171	
Quarter ending March 2017	10,801	↓
Quarter ending June 2017	10,288	↓
Quarter ending September 2017	9,859	↓
Quarter ending December 2017	9,408	↓
Variance since December 2016	(15.8%)	↓



ACTIVITY

Cumulative percentage of contracted UDA delivered 2017 & 2018



Month	Adjusted Scheduled Activity (UDA)	
	2017	2018
April	1,490	677
May	4,096	2,372
June	6,264	3,520
July	9,572	5,034
August	12,328	6,314
September	14,505	7,556
October	17,084	8,953
November	20,053	10,804
December	22,543	12,166
January	24,371	
February	26,243	
March	28,346	
April	29,098	
May	29,103	
June	29,138	

QUALITY

	Quantity	Base Number	Contract	AT	Region	England
% of FP17s for the same patient ID Re-attending within 3 months - Children	79	1,263	6.3%	9.9%	11.8%	12.0%
% of FP17s for the same patient ID Re-attending within 3 months - Adults	508	4,795	10.6%	14.1%	15.3%	15.9%
% of FP17s for the same patient ID Re-attending between 3 & 9 months - Children	655	1,263	51.9%	60.8%	59.1%	58.0%
% of FP17s for the same patient ID Re-attending between 3 & 9 months - Adults	1,848	4,795	38.5%	52.9%	51.5%	50.5%
% of FP17s for Band 1 Urgent Courses	288	5,743	5.0%	7.2%	8.0%	9.0%
% of FP17s Relating to Free Repair or Replacements	64	5,743	1.1%	0.8%	0.8%	0.8%
% of FP17s Relating to Continuations	137	5,743	2.4%	1.1%	1.1%	1.1%
% of Patients satisfied with the dentistry they have received	10	11	90.9%	91.6%	91.6%	91.5%
% of Patients satisfied with the time they had to wait for an appointment	7	11	63.6%	86.9%	88.3%	87.9%

* This is based on patients treated on this contract for their most recent course of treatment. Figures in italics indicate the base number of FP17s or Patient Questionnaire responses are less than 100. N/A is shown where the base number of responses is less than 10 during the period. % is calculated as Quantity/Base number*100

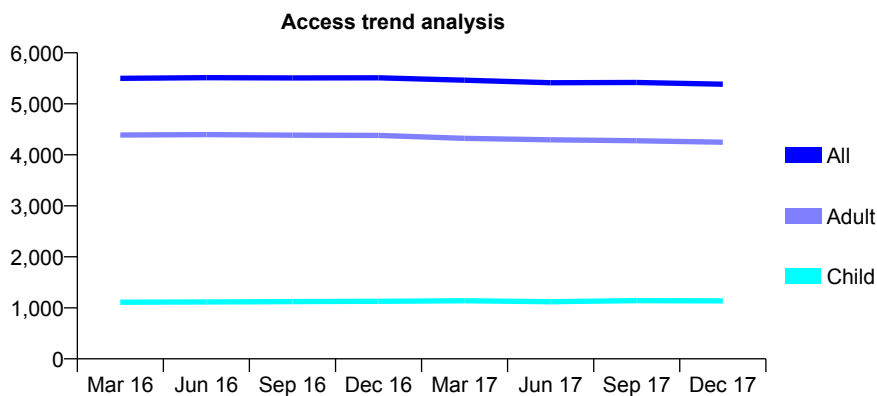
Q59 - Vital Signs At a Glance Contract Report for 101370/0035 - December 2017

Name or company name	Petrie Tucker and Partners Ltd
Contract type name	GDS Contract
Purpose of contract	General
Contract start date	01/04/2006
Contract end date	

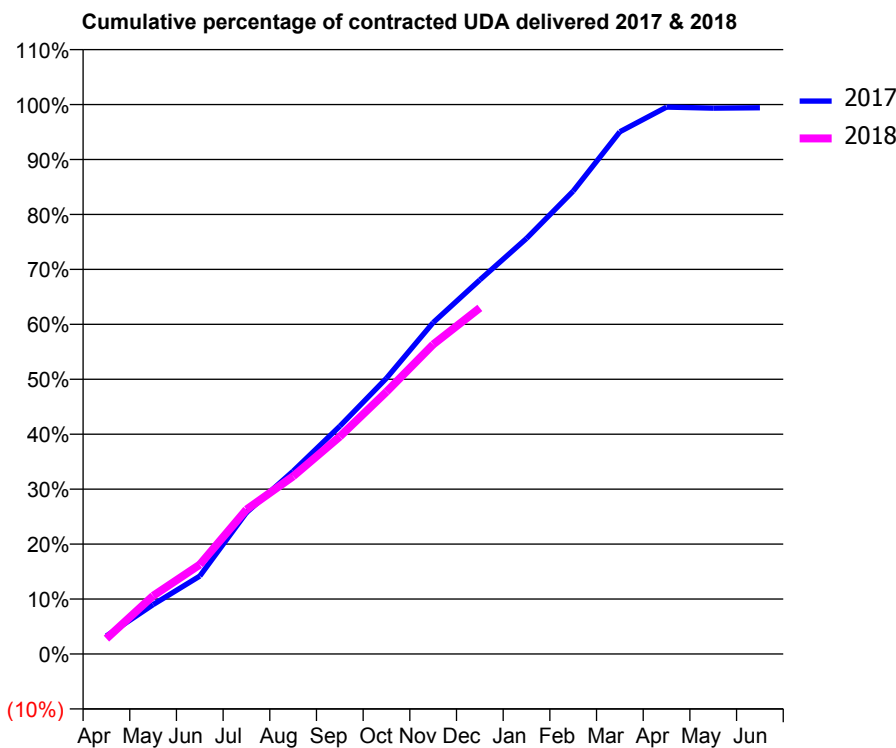
17/18 Contracted general activity (UDA)	19,958
Carry forward general activity (UDA)	120
17/18 Contracted orthodontic activity (UOA)	0
Carry forward orthodontic activity (UOA)	0
Baseline contract value	£532,716.48

ACCESS*

Patients seen in 24 months	Total	Change since previous quarter
Quarter ending December 2016	5,509	
Quarter ending March 2017	5,462	→
Quarter ending June 2017	5,414	→
Quarter ending September 2017	5,418	→
Quarter ending December 2017	5,385	→
Variance since December 2016	(2.3%)	↓



ACTIVITY



Month	Adjusted Scheduled Activity (UDA)	
	2017	2018
April	654	561
May	1,795	2,113
June	2,832	3,246
July	5,138	5,249
August	6,644	6,452
September	8,276	7,899
October	10,020	9,524
November	12,040	11,242
December	13,588	12,570
January	15,094	
February	16,812	
March	18,967	
April	19,862	
May	19,823	
June	19,838	

QUALITY

	Quantity	Base Number	Contract	AT	Region	England
% of FP17s for the same patient ID Re-attending within 3 months - Children	80	1,090	7.3%	9.9%	11.8%	12.0%
% of FP17s for the same patient ID Re-attending within 3 months - Adults	550	4,152	13.2%	14.1%	15.3%	15.9%
% of FP17s for the same patient ID Re-attending between 3 & 9 months - Children	648	1,090	59.4%	60.8%	59.1%	58.0%
% of FP17s for the same patient ID Re-attending between 3 & 9 months - Adults	2,321	4,152	55.9%	52.9%	51.5%	50.5%
% of FP17s for Band 1 Urgent Courses	197	4,953	4.0%	7.2%	8.0%	9.0%
% of FP17s Relating to Free Repair or Replacements	18	4,953	0.4%	0.8%	0.8%	0.8%
% of FP17s Relating to Continuations	203	4,953	4.1%	1.1%	1.1%	1.1%
% of Patients satisfied with the dentistry they have received	8	9	N/A	91.6%	91.6%	91.5%
% of Patients satisfied with the time they had to wait for an appointment	7	9	N/A	86.9%	88.3%	87.9%

* This is based on patients treated on this contract for their most recent course of treatment. Figures in italics indicate the base number of FP17s or Patient Questionnaire responses are less than 100. N/A is shown where the base number of responses is less than 10 during the period. % is calculated as Quantity/Base number*100

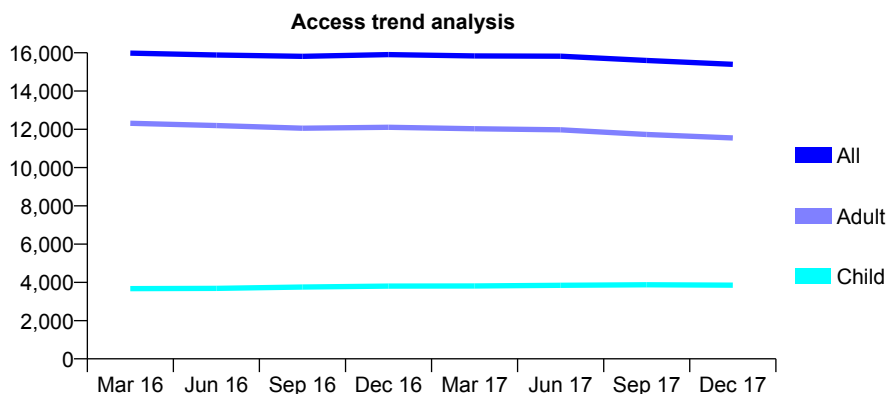
Q59 - Vital Signs At a Glance Contract Report for 101370/0085 - December 2017

Name or company name	Petrie Tucker and Partners Ltd
Contract type name	GDS Contract
Purpose of contract	General
Contract start date	01/04/2007
Contract end date	

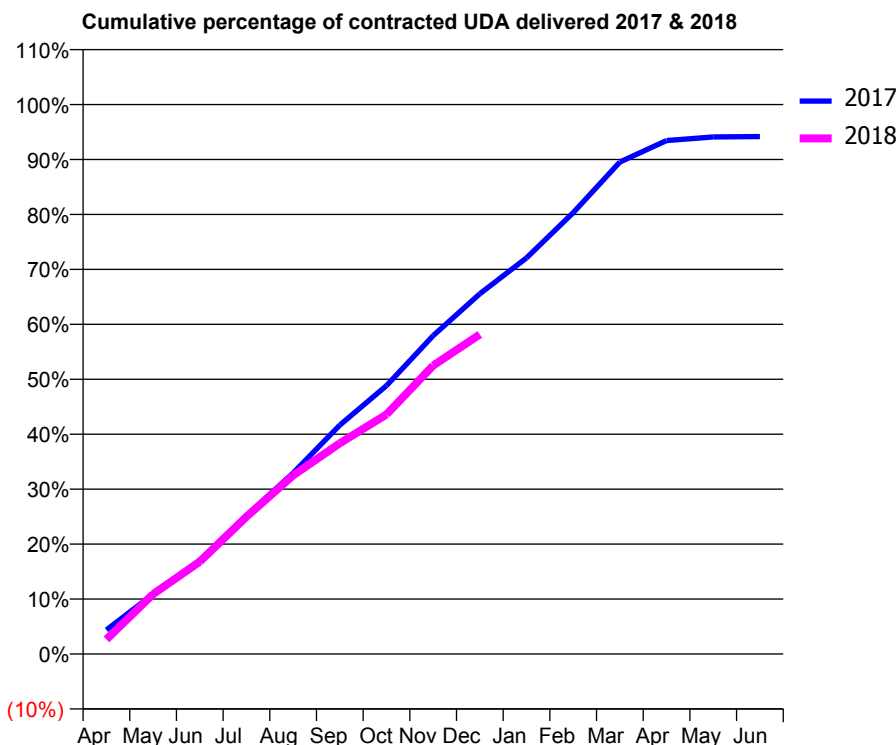
17/18 Contracted general activity (UDA)	41,556
Carry forward general activity (UDA)	0
17/18 Contracted orthodontic activity (UOA)	0
Carry forward orthodontic activity (UOA)	0
Baseline contract value	£1,049,009.79

ACCESS*

Patients seen in 24 months	Total	Change since previous quarter
Quarter ending December 2016	15,909	
Quarter ending March 2017	15,835	→
Quarter ending June 2017	15,819	→
Quarter ending September 2017	15,601	↓
Quarter ending December 2017	15,400	↓
Variance since December 2016	(3.2%)	↓



ACTIVITY



Month	Adjusted Scheduled Activity (UDA)	
	2017	2018
April	1,710	1,108
May	4,257	4,529
June	6,654	6,988
July	9,830	10,384
August	12,866	13,505
September	16,272	15,936
October	19,075	18,115
November	22,633	21,818
December	25,606	24,164
January	28,157	
February	31,363	
March	34,971	
April	36,499	
May	36,752	
June	36,778	

QUALITY

	Quantity	Base Number	Contract	AT	Region	England
% of FP17s for the same patient ID Re-attending within 3 months - Children	153	3,391	4.5%	9.9%	11.8%	12.0%
% of FP17s for the same patient ID Re-attending within 3 months - Adults	756	8,429	9.0%	14.1%	15.3%	15.9%
% of FP17s for the same patient ID Re-attending between 3 & 9 months - Children	1,745	3,391	51.5%	60.8%	59.1%	58.0%
% of FP17s for the same patient ID Re-attending between 3 & 9 months - Adults	2,721	8,429	32.3%	52.9%	51.5%	50.5%
% of FP17s for Band 1 Urgent Courses	301	10,772	2.8%	7.2%	8.0%	9.0%
% of FP17s Relating to Free Repair or Replacements	66	10,772	0.6%	0.8%	0.8%	0.8%
% of FP17s Relating to Continuations	174	10,772	1.6%	1.1%	1.1%	1.1%
% of Patients satisfied with the dentistry they have received	18	19	94.7%	91.6%	91.6%	91.5%
% of Patients satisfied with the time they had to wait for an appointment	17	19	89.5%	86.9%	88.3%	87.9%

* This is based on patients treated on this contract for their most recent course of treatment. Figures in italics indicate the base number of FP17s or Patient Questionnaire responses are less than 100. N/A is shown where the base number of responses is less than 10 during the period. % is calculated as Quantity/Base number*100

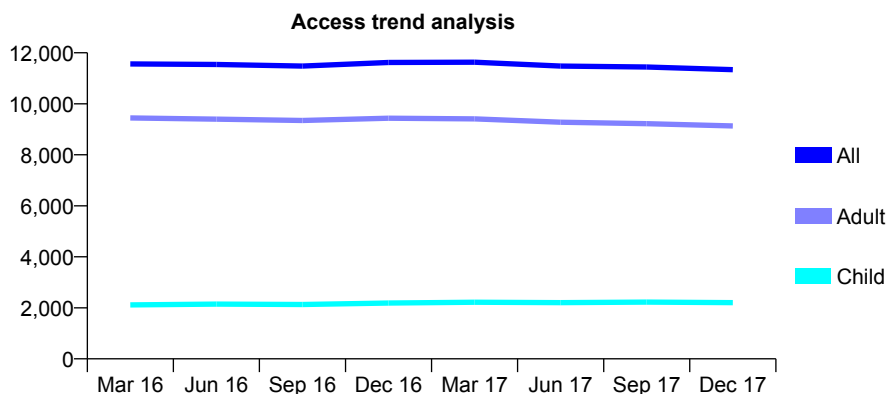
Q59 - Vital Signs At a Glance Contract Report for 101435/0051 - December 2017

Name or company name	IDH Limited
Contract type name	GDS Contract
Purpose of contract	General
Contract start date	01/12/2006
Contract end date	

17/18 Contracted general activity (UDA)	35,066
Carry forward general activity (UDA)	0
17/18 Contracted orthodontic activity (UOA)	0
Carry forward orthodontic activity (UOA)	0
Baseline contract value	£769,927.46

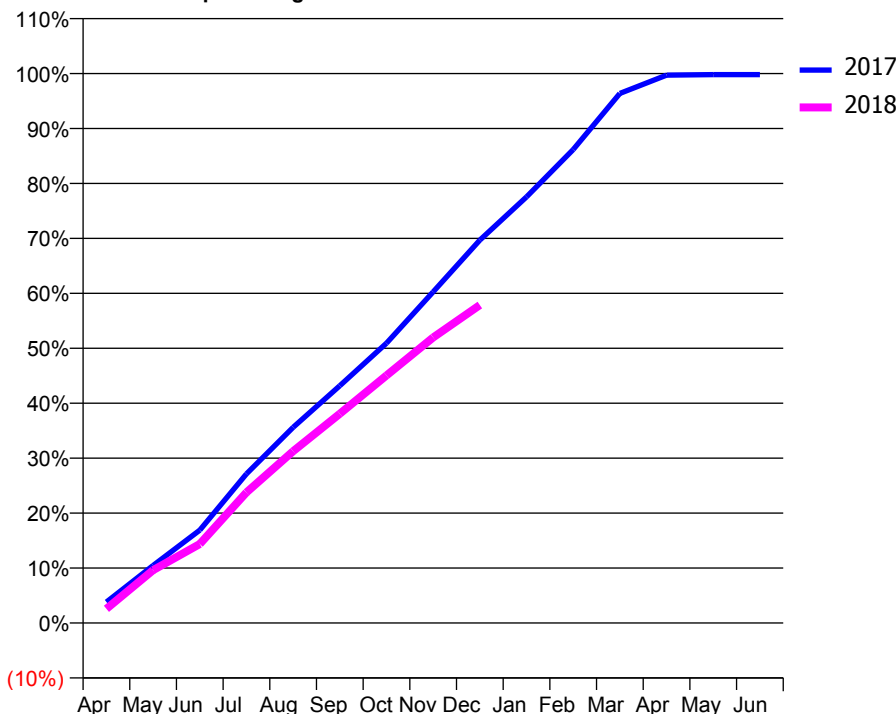
ACCESS*

Patients seen in 24 months	Total	Change since previous quarter
Quarter ending December 2016	11,623	
Quarter ending March 2017	11,630	→
Quarter ending June 2017	11,479	↓
Quarter ending September 2017	11,445	→
Quarter ending December 2017	11,340	→
Variance since December 2016	(2.4%)	↓



ACTIVITY

Cumulative percentage of contracted UDA delivered 2017 & 2018



Month	Adjusted Scheduled Activity (UDA)	
	2017	2018
April	1,223	906
May	3,351	3,375
June	5,408	5,045
July	8,689	8,338
August	11,398	10,962
September	13,822	13,356
October	16,297	15,801
November	19,282	18,219
December	22,295	20,289
January	24,813	
February	27,571	
March	30,837	
April	31,907	
May	31,934	
June	31,934	

QUALITY

	Quantity	Base Number	Contract	AT	Region	England
% of FP17s for the same patient ID Re-attending within 3 months - Children	80	1,970	4.1%	9.9%	11.8%	12.0%
% of FP17s for the same patient ID Re-attending within 3 months - Adults	720	7,937	9.1%	14.1%	15.3%	15.9%
% of FP17s for the same patient ID Re-attending between 3 & 9 months - Children	1,134	1,970	57.6%	60.8%	59.1%	58.0%
% of FP17s for the same patient ID Re-attending between 3 & 9 months - Adults	4,066	7,937	51.2%	52.9%	51.5%	50.5%
% of FP17s for Band 1 Urgent Courses	428	9,397	4.6%	7.2%	8.0%	9.0%
% of FP17s Relating to Free Repair or Replacements	50	9,397	0.5%	0.8%	0.8%	0.8%
% of FP17s Relating to Continuations	89	9,397	0.9%	1.1%	1.1%	1.1%
% of Patients satisfied with the dentistry they have received	29	29	100.0%	91.6%	91.6%	91.5%
% of Patients satisfied with the time they had to wait for an appointment	23	29	79.3%	86.9%	88.3%	87.9%

* This is based on patients treated on this contract for their most recent course of treatment. Figures in italics indicate the base number of FP17s or Patient Questionnaire responses are less than 100. N/A is shown where the base number of responses is less than 10 during the period. % is calculated as Quantity/Base number*100

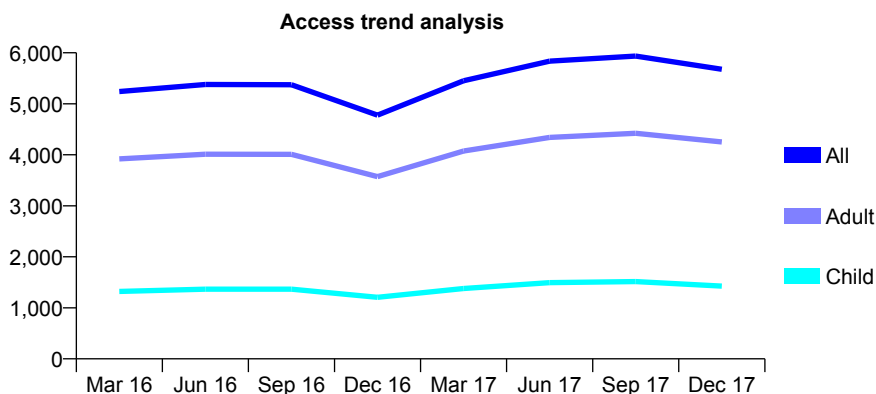
Q59 - Vital Signs At a Glance Contract Report for 101435/0052 - December 2017

Name or company name	IDH Limited
Contract type name	GDS Contract
Purpose of contract	General
Contract start date	05/02/2007
Contract end date	

17/18 Contracted general activity (UDA)	17,000
Carry forward general activity (UDA)	0
17/18 Contracted orthodontic activity (UOA)	0
Carry forward orthodontic activity (UOA)	0
Baseline contract value	£384,292.38

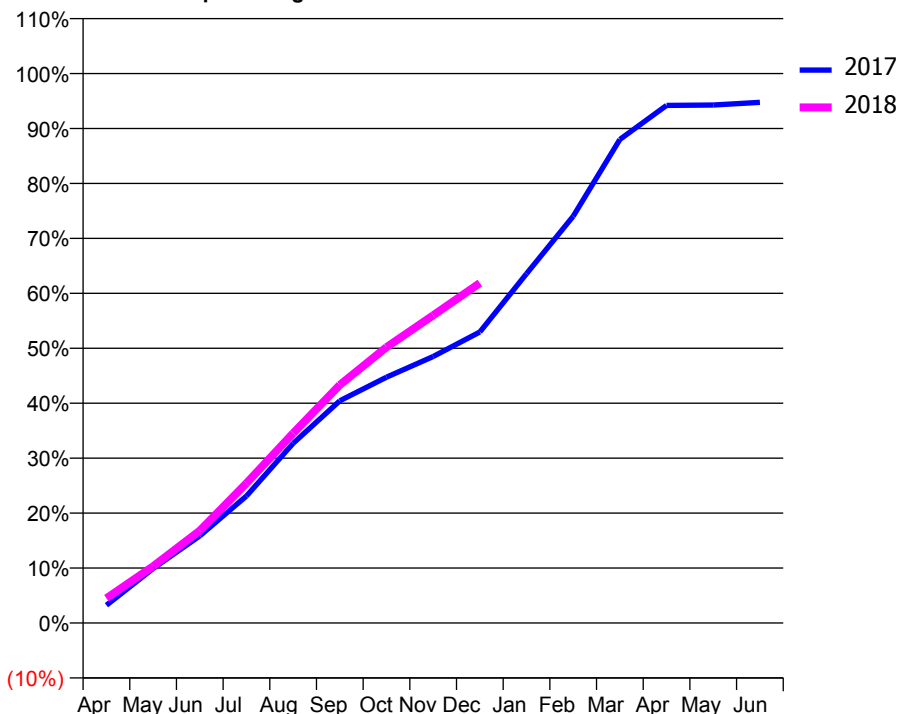
ACCESS*

Patients seen in 24 months	Total	Change since previous quarter
Quarter ending December 2016	4,779	
Quarter ending March 2017	5,453	↑
Quarter ending June 2017	5,836	↑
Quarter ending September 2017	5,937	→
Quarter ending December 2017	5,678	↓
Variance since December 2016	18.8%	↑



ACTIVITY

Cumulative percentage of contracted UDA delivered 2017 & 2018



Month	Adjusted Scheduled Activity (UDA)	
	2017	2018
April	504	767
May	1,535	1,756
June	2,460	2,855
July	3,583	4,324
August	5,070	5,873
September	6,268	7,366
October	6,935	8,534
November	7,516	9,519
December	8,210	10,520
January	9,852	
February	11,474	
March	13,642	
April	14,598	
May	14,610	
June	14,685	

QUALITY

	Quantity	Base Number	Contract	AT	Region	England
% of FP17s for the same patient ID Re-attending within 3 months - Children	61	1,363	4.5%	9.9%	11.8%	12.0%
% of FP17s for the same patient ID Re-attending within 3 months - Adults	403	3,858	10.4%	14.1%	15.3%	15.9%
% of FP17s for the same patient ID Re-attending between 3 & 9 months - Children	533	1,363	39.1%	60.8%	59.1%	58.0%
% of FP17s for the same patient ID Re-attending between 3 & 9 months - Adults	1,453	3,858	37.7%	52.9%	51.5%	50.5%
% of FP17s for Band 1 Urgent Courses	209	4,829	4.3%	7.2%	8.0%	9.0%
% of FP17s Relating to Free Repair or Replacements	21	4,829	0.4%	0.8%	0.8%	0.8%
% of FP17s Relating to Continuations	81	4,829	1.7%	1.1%	1.1%	1.1%
% of Patients satisfied with the dentistry they have received	13	14	92.9%	91.6%	91.6%	91.5%
% of Patients satisfied with the time they had to wait for an appointment	11	14	78.6%	86.9%	88.3%	87.9%

* This is based on patients treated on this contract for their most recent course of treatment. Figures in italics indicate the base number of FP17s or Patient Questionnaire responses are less than 100. N/A is shown where the base number of responses is less than 10 during the period. % is calculated as Quantity/Base number*100

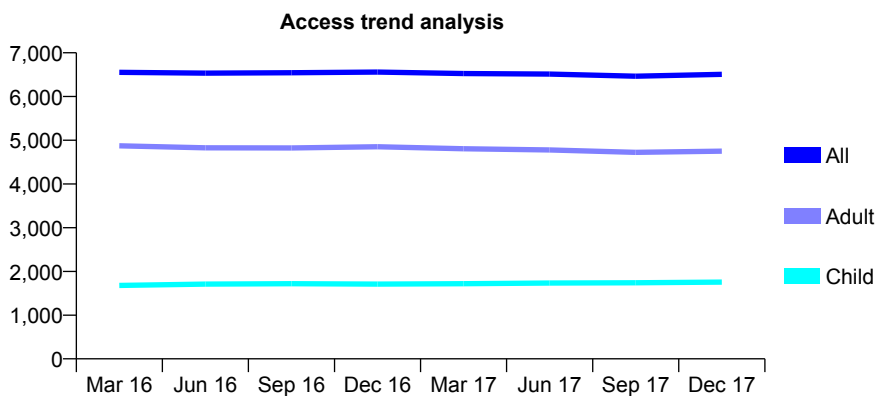
Q59 - Vital Signs At a Glance Contract Report for 101435/0053 - December 2017

Name or company name	IDH Limited
Contract type name	GDS Contract
Purpose of contract	General
Contract start date	01/12/2006
Contract end date	

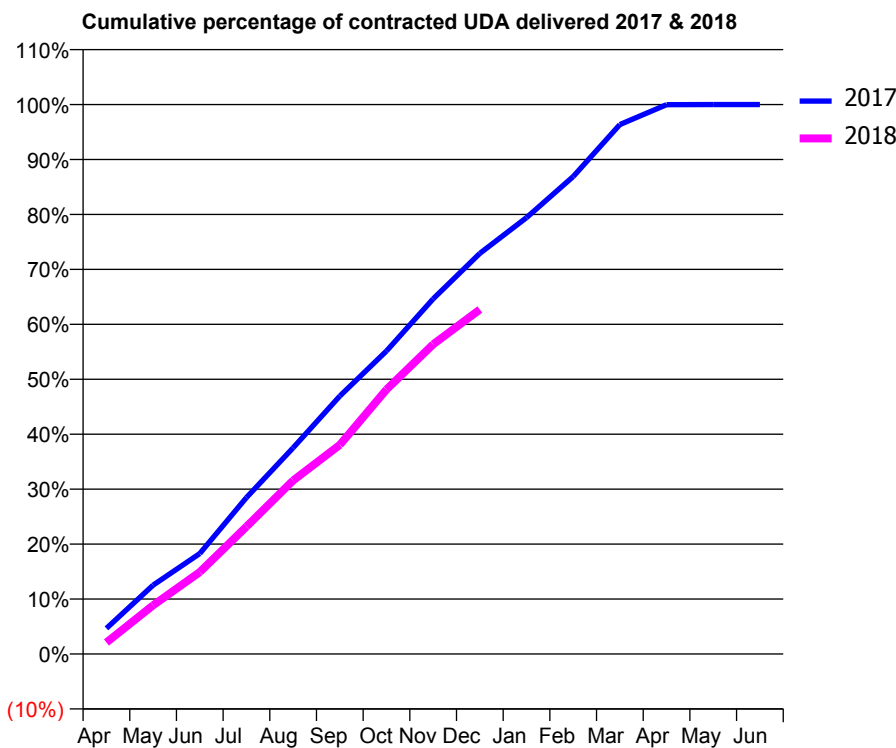
17/18 Contracted general activity (UDA)	22,000
Carry forward general activity (UDA)	1
17/18 Contracted orthodontic activity (UOA)	0
Carry forward orthodontic activity (UOA)	0
Baseline contract value	£483,963.65

ACCESS*

Patients seen in 24 months	Total	Change since previous quarter
Quarter ending December 2016	6,560	
Quarter ending March 2017	6,525	→
Quarter ending June 2017	6,512	→
Quarter ending September 2017	6,464	→
Quarter ending December 2017	6,507	→
Variance since December 2016	(0.8%)	→



ACTIVITY



Month	Adjusted Scheduled Activity (UDA)	
	2017	2018
April	1,026	462
May	2,758	1,950
June	4,022	3,283
July	6,264	5,102
August	8,257	6,947
September	10,326	8,376
October	12,132	10,589
November	14,219	12,401
December	16,041	13,795
January	17,473	
February	19,113	
March	21,197	
April	21,992	
May	21,998	
June	21,999	

QUALITY

	Quantity	Base Number	Contract	AT	Region	England
% of FP17s for the same patient ID Re-attending within 3 months - Children	74	1,793	4.1%	9.9%	11.8%	12.0%
% of FP17s for the same patient ID Re-attending within 3 months - Adults	383	4,318	8.9%	14.1%	15.3%	15.9%
% of FP17s for the same patient ID Re-attending between 3 & 9 months - Children	1,019	1,793	56.8%	60.8%	59.1%	58.0%
% of FP17s for the same patient ID Re-attending between 3 & 9 months - Adults	1,939	4,318	44.9%	52.9%	51.5%	50.5%
% of FP17s for Band 1 Urgent Courses	78	5,873	1.3%	7.2%	8.0%	9.0%
% of FP17s Relating to Free Repair or Replacements	18	5,873	0.3%	0.8%	0.8%	0.8%
% of FP17s Relating to Continuations	132	5,873	2.2%	1.1%	1.1%	1.1%
% of Patients satisfied with the dentistry they have received	10	10	100.0%	91.6%	91.6%	91.5%
% of Patients satisfied with the time they had to wait for an appointment	9	10	90.0%	86.9%	88.3%	87.9%

* This is based on patients treated on this contract for their most recent course of treatment. Figures in italics indicate the base number of FP17s or Patient Questionnaire responses are less than 100. N/A is shown where the base number of responses is less than 10 during the period. % is calculated as Quantity/Base number*100

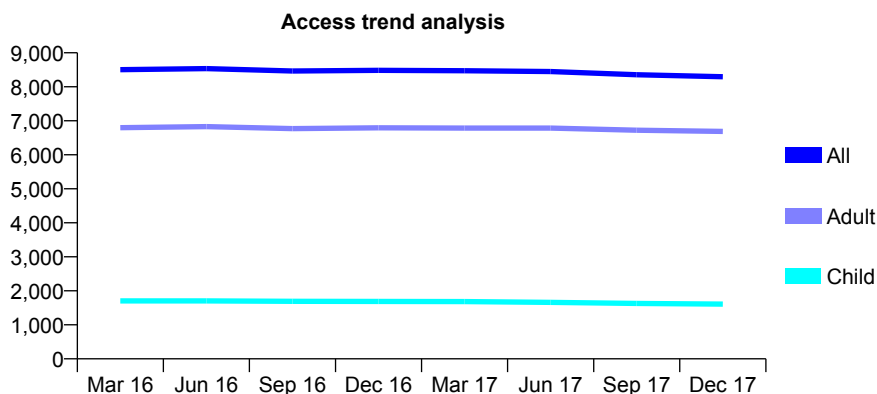
Q59 - Vital Signs At a Glance Contract Report for 103918/0002 - December 2017

Name or company name	Bosworth Dental Limited
Contract type name	GDS Contract
Purpose of contract	General
Contract start date	01/04/2009
Contract end date	

17/18 Contracted general activity (UDA)	20,523
Carry forward general activity (UDA)	158
17/18 Contracted orthodontic activity (UOA)	0
Carry forward orthodontic activity (UOA)	0
Baseline contract value	£573,548.74

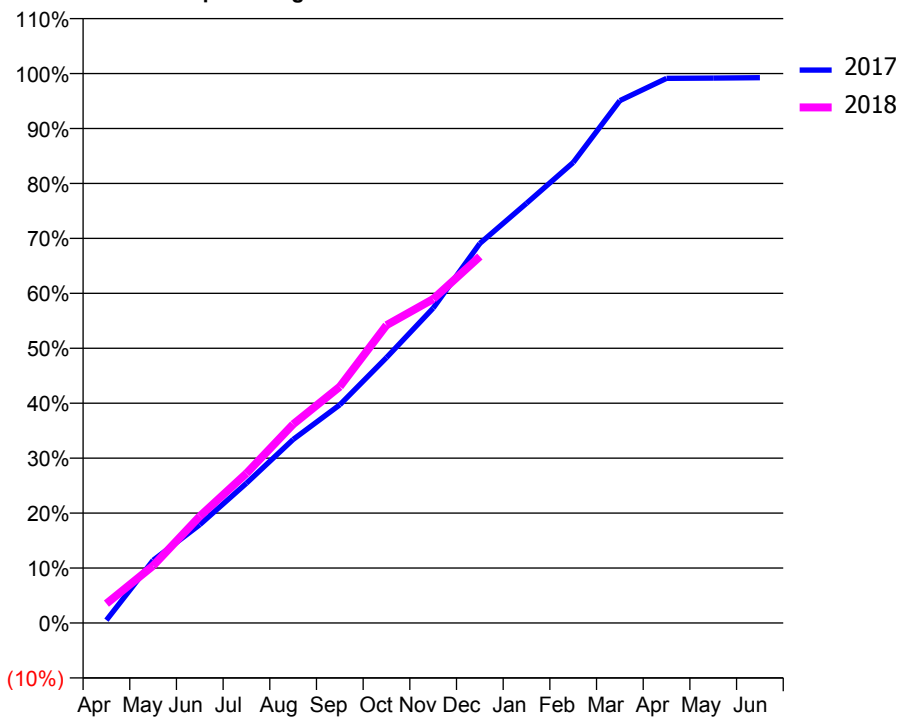
ACCESS*

Patients seen in 24 months	Total	Change since previous quarter
Quarter ending December 2016	8,483	
Quarter ending March 2017	8,473	→
Quarter ending June 2017	8,449	→
Quarter ending September 2017	8,354	↓
Quarter ending December 2017	8,296	→
Variance since December 2016	(2.2%)	↓



ACTIVITY

Cumulative percentage of contracted UDA delivered 2017 & 2018



Month	Adjusted Scheduled Activity (UDA)	
	2017	2018
April	106	727
May	2,344	2,137
June	3,673	3,985
July	5,221	5,588
August	6,856	7,423
September	8,151	8,830
October	9,913	11,121
November	11,763	12,099
December	14,178	13,688
January	15,677	
February	17,198	
March	19,510	
April	20,342	
May	20,352	
June	20,365	

QUALITY

	Quantity	Base Number	Contract	AT	Region	England
% of FP17s for the same patient ID Re-attending within 3 months - Children	103	1,983	5.2%	9.9%	11.8%	12.0%
% of FP17s for the same patient ID Re-attending within 3 months - Adults	817	6,734	12.1%	14.1%	15.3%	15.9%
% of FP17s for the same patient ID Re-attending between 3 & 9 months - Children	1,474	1,983	74.3%	60.8%	59.1%	58.0%
% of FP17s for the same patient ID Re-attending between 3 & 9 months - Adults	3,462	6,734	51.4%	52.9%	51.5%	50.5%
% of FP17s for Band 1 Urgent Courses	603	8,218	7.3%	7.2%	8.0%	9.0%
% of FP17s Relating to Free Repair or Replacements	67	8,218	0.8%	0.8%	0.8%	0.8%
% of FP17s Relating to Continuations	33	8,218	0.4%	1.1%	1.1%	1.1%
% of Patients satisfied with the dentistry they have received	12	12	100.0%	91.6%	91.6%	91.5%
% of Patients satisfied with the time they had to wait for an appointment	12	12	100.0%	86.9%	88.3%	87.9%

* This is based on patients treated on this contract for their most recent course of treatment. Figures in italics indicate the base number of FP17s or Patient Questionnaire responses are less than 100. N/A is shown where the base number of responses is less than 10 during the period. % is calculated as Quantity/Base number*100

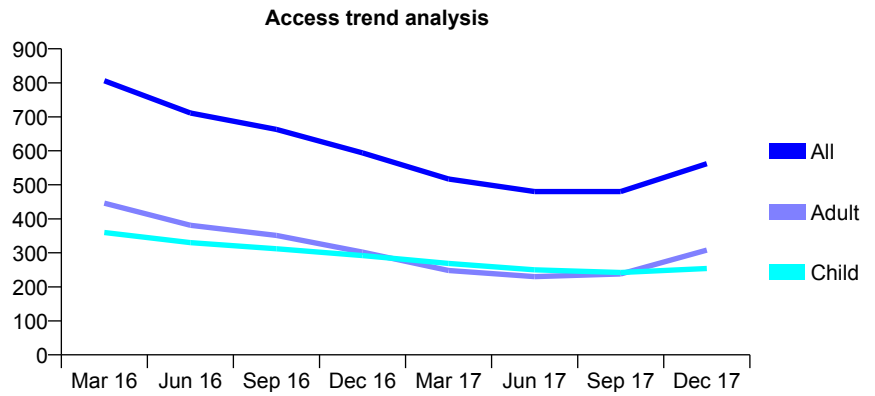
Q59 - Vital Signs At a Glance Contract Report for 105007/0001 - December 2017

Name or company name	Smile and Implants Limited
Contract type name	GDS Contract
Purpose of contract	General
Contract start date	04/09/2006
Contract end date	

17/18 Contracted general activity (UDA)	1,530
Carry forward general activity (UDA)	0
17/18 Contracted orthodontic activity (UOA)	0
Carry forward orthodontic activity (UOA)	0
Baseline contract value	£37,306.54

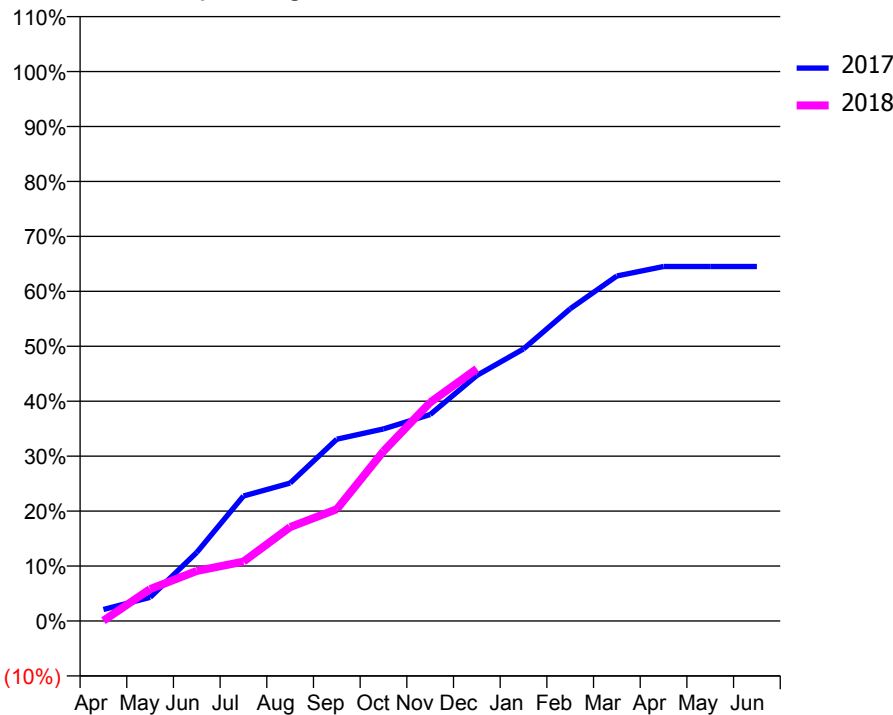
ACCESS*

Patients seen in 24 months	Total	Change since previous quarter
Quarter ending December 2016	594	
Quarter ending March 2017	517	↓
Quarter ending June 2017	480	↓
Quarter ending September 2017	480	→
Quarter ending December 2017	562	↑
Variance since December 2016	(5.4%)	↓



ACTIVITY

Cumulative percentage of contracted UDA delivered 2017 & 2018



Month	Adjusted Scheduled Activity (UDA)	
	2017	2018
April	32	1
May	66	89
June	191	139
July	348	165
August	384	261
September	506	311
October	535	473
November	575	609
December	684	702
January	758	
February	869	
March	961	
April	987	
May	987	
June	987	

QUALITY

	Quantity	Base Number	Contract	AT	Region	England
% of FP17s for the same patient ID Re-attending within 3 months - Children	11	282	3.9%	9.9%	11.8%	12.0%
% of FP17s for the same patient ID Re-attending within 3 months - Adults	5	200	2.5%	14.1%	15.3%	15.9%
% of FP17s for the same patient ID Re-attending between 3 & 9 months - Children	176	282	62.4%	60.8%	59.1%	58.0%
% of FP17s for the same patient ID Re-attending between 3 & 9 months - Adults	75	200	37.5%	52.9%	51.5%	50.5%
% of FP17s for Band 1 Urgent Courses	27	460	5.9%	7.2%	8.0%	9.0%
% of FP17s Relating to Free Repair or Replacements	0	460	0.0%	0.8%	0.8%	0.8%
% of FP17s Relating to Continuations	0	460	0.0%	1.1%	1.1%	1.1%
% of Patients satisfied with the dentistry they have received	0	0	N/A	91.6%	91.6%	91.5%
% of Patients satisfied with the time they had to wait for an appointment	0	0	N/A	86.9%	88.3%	87.9%

* This is based on patients treated on this contract for their most recent course of treatment. Figures in italics indicate the base number of FP17s or Patient Questionnaire responses are less than 100. N/A is shown where the base number of responses is less than 10 during the period. % is calculated as Quantity/Base number*100

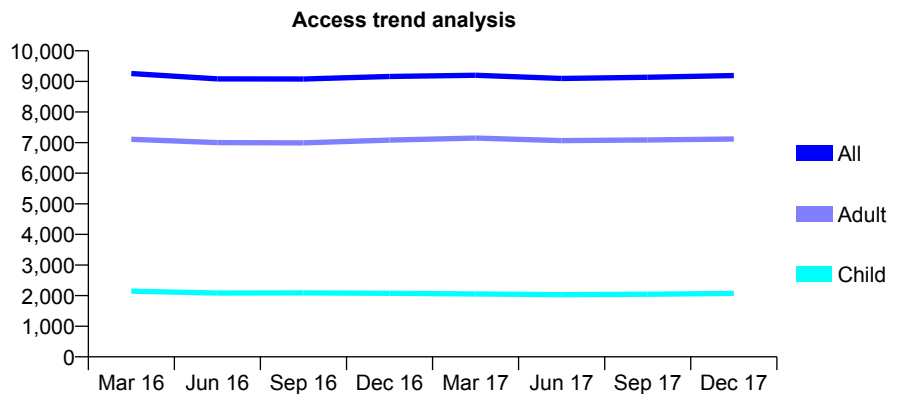
Q59 - Vital Signs At a Glance Contract Report for 105163/0002 - December 2017

Name or company name	J Ahmad, M Hallen, A Persson & A Alfreds
Contract type name	GDS Contract
Purpose of contract	General
Contract start date	01/04/2010
Contract end date	

17/18 Contracted general activity (UDA)	28,503
Carry forward general activity (UDA)	2,567
17/18 Contracted orthodontic activity (UOA)	0
Carry forward orthodontic activity (UOA)	0
Baseline contract value	£822,688.86

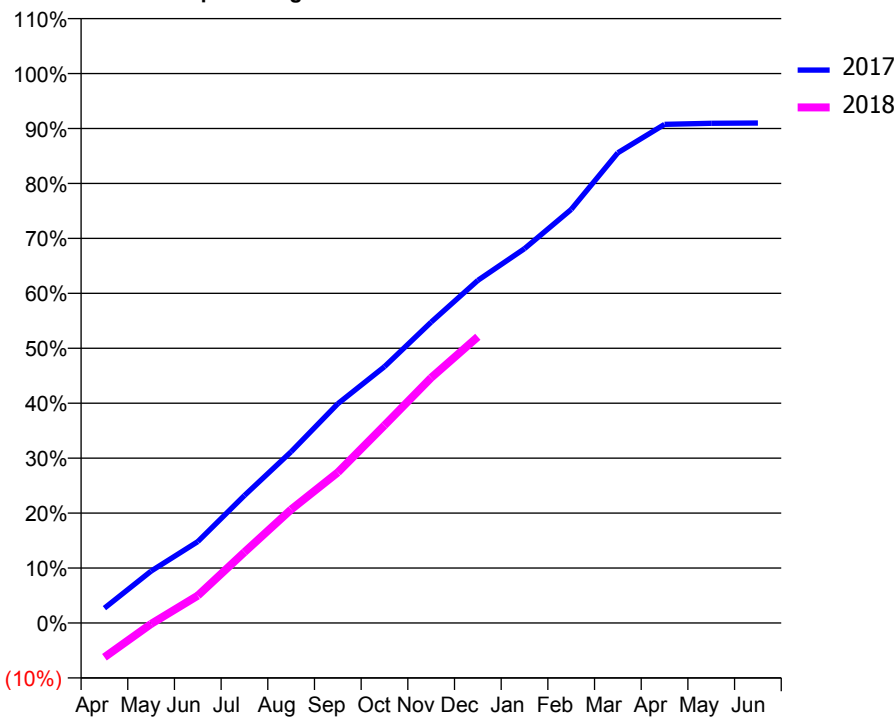
ACCESS*

Patients seen in 24 months	Total	Change since previous quarter
Quarter ending December 2016	9,160	
Quarter ending March 2017	9,202	→
Quarter ending June 2017	9,096	↓
Quarter ending September 2017	9,133	→
Quarter ending December 2017	9,191	→
Variance since December 2016	0.3%	→



ACTIVITY

Cumulative percentage of contracted UDA delivered 2017 & 2018



Month	Adjusted Scheduled Activity (UDA)	
	2017	2018
April	768	-1,782
May	2,693	-54
June	4,222	1,418
July	6,616	3,678
August	8,888	5,889
September	11,377	7,814
October	13,296	10,256
November	15,610	12,725
December	17,774	14,848
January	19,416	
February	21,451	
March	24,390	
April	25,864	
May	25,923	
June	25,936	

QUALITY

	Quantity	Base Number	Contract	AT	Region	England
% of FP17s for the same patient ID Re-attending within 3 months - Children	130	2,041	6.4%	9.9%	11.8%	12.0%
% of FP17s for the same patient ID Re-attending within 3 months - Adults	760	6,263	12.1%	14.1%	15.3%	15.9%
% of FP17s for the same patient ID Re-attending between 3 & 9 months - Children	1,148	2,041	56.2%	60.8%	59.1%	58.0%
% of FP17s for the same patient ID Re-attending between 3 & 9 months - Adults	3,246	6,263	51.8%	52.9%	51.5%	50.5%
% of FP17s for Band 1 Urgent Courses	356	7,746	4.6%	7.2%	8.0%	9.0%
% of FP17s Relating to Free Repair or Replacements	31	7,746	0.4%	0.8%	0.8%	0.8%
% of FP17s Relating to Continuations	196	7,746	2.5%	1.1%	1.1%	1.1%
% of Patients satisfied with the dentistry they have received	9	9	N/A	91.6%	91.6%	91.5%
% of Patients satisfied with the time they had to wait for an appointment	7	9	N/A	86.9%	88.3%	87.9%

* This is based on patients treated on this contract for their most recent course of treatment. Figures in italics indicate the base number of FP17s or Patient Questionnaire responses are less than 100. N/A is shown where the base number of responses is less than 10 during the period. % is calculated as Quantity/Base number*100

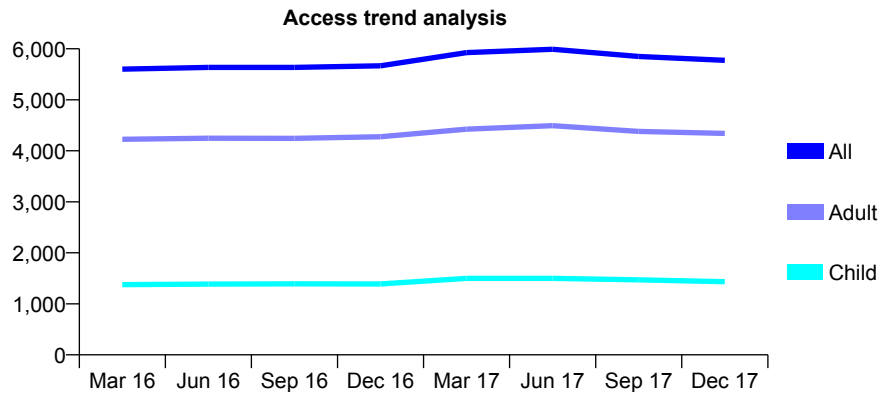
Q59 - Vital Signs At a Glance Contract Report for 105430/0001 - December 2017

Name or company name	Gipsy Lane Dental
Contract type name	GDS Contract
Purpose of contract	General
Contract start date	01/04/2008
Contract end date	

17/18 Contracted general activity (UDA)	15,058
Carry forward general activity (UDA)	-190
17/18 Contracted orthodontic activity (UOA)	0
Carry forward orthodontic activity (UOA)	0
Baseline contract value	£374,204.86

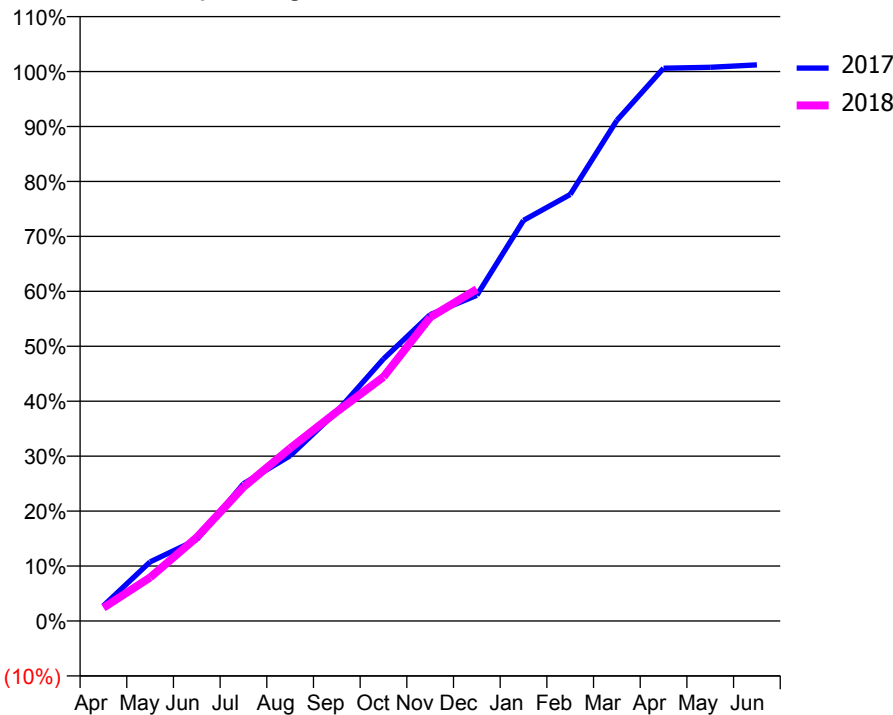
ACCESS*

Patients seen in 24 months	Total	Change since previous quarter
Quarter ending December 2016	5,666	
Quarter ending March 2017	5,926	↑
Quarter ending June 2017	5,992	→
Quarter ending September 2017	5,850	↓
Quarter ending December 2017	5,775	↓
Variance since December 2016	1.9%	→



ACTIVITY

Cumulative percentage of contracted UDA delivered 2017 & 2018



Month	Adjusted Scheduled Activity (UDA)	
	2017	2018
April	439	363
May	1,702	1,195
June	2,340	2,291
July	3,948	3,671
August	4,756	4,733
September	6,025	5,736
October	7,540	6,688
November	8,812	8,323
December	9,370	9,092
January	11,524	
February	12,271	
March	14,403	
April	15,904	
May	15,931	
June	15,998	

QUALITY

	Quantity	Base Number	Contract	AT	Region	England
% of FP17s for the same patient ID Re-attending within 3 months - Children	92	1,514	6.1%	9.9%	11.8%	12.0%
% of FP17s for the same patient ID Re-attending within 3 months - Adults	380	3,629	10.5%	14.1%	15.3%	15.9%
% of FP17s for the same patient ID Re-attending between 3 & 9 months - Children	1,015	1,514	67.0%	60.8%	59.1%	58.0%
% of FP17s for the same patient ID Re-attending between 3 & 9 months - Adults	1,438	3,629	39.6%	52.9%	51.5%	50.5%
% of FP17s for Band 1 Urgent Courses	354	4,134	8.6%	7.2%	8.0%	9.0%
% of FP17s Relating to Free Repair or Replacements	33	4,134	0.8%	0.8%	0.8%	0.8%
% of FP17s Relating to Continuations	44	4,134	1.1%	1.1%	1.1%	1.1%
% of Patients satisfied with the dentistry they have received	13	14	92.9%	91.6%	91.6%	91.5%
% of Patients satisfied with the time they had to wait for an appointment	13	14	92.9%	86.9%	88.3%	87.9%

* This is based on patients treated on this contract for their most recent course of treatment. Figures in italics indicate the base number of FP17s or Patient Questionnaire responses are less than 100. N/A is shown where the base number of responses is less than 10 during the period. % is calculated as Quantity/Base number*100

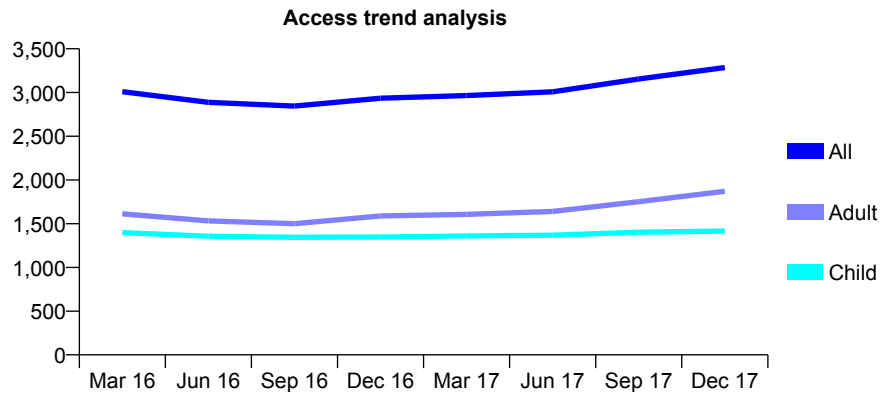
Q59 - Vital Signs At a Glance Contract Report for 106461/0001 - December 2017

Name or company name	P Moulder, A Johnson, R Church, M Hamb
Contract type name	GDS Contract
Purpose of contract	General
Contract start date	01/09/2006
Contract end date	

17/18 Contracted general activity (UDA)	10,320
Carry forward general activity (UDA)	0
17/18 Contracted orthodontic activity (UOA)	0
Carry forward orthodontic activity (UOA)	0
Baseline contract value	£246,748.74

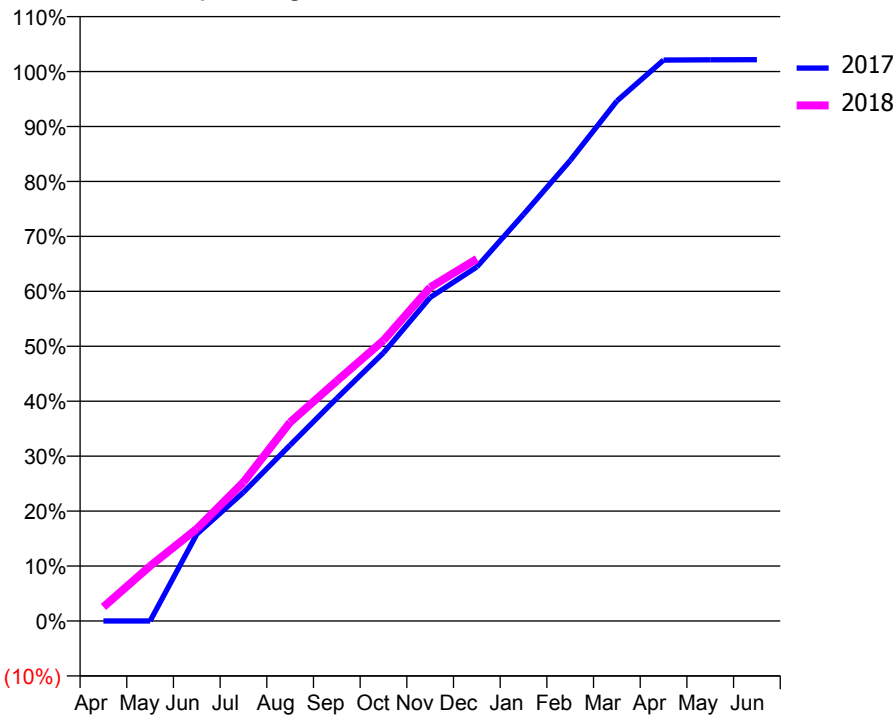
ACCESS*

Patients seen in 24 months	Total	Change since previous quarter
Quarter ending December 2016	2,935	
Quarter ending March 2017	2,966	→
Quarter ending June 2017	3,008	→
Quarter ending September 2017	3,154	↑
Quarter ending December 2017	3,286	↑
Variance since December 2016	12.0%	↑



ACTIVITY

Cumulative percentage of contracted UDA delivered 2017 & 2018



Month	Adjusted Scheduled Activity (UDA)	
	2017	2018
April	0	264
May	0	1,034
June	1,422	1,733
July	2,109	2,609
August	2,883	3,733
September	3,649	4,510
October	4,392	5,271
November	5,301	6,268
December	5,800	6,801
January	6,661	
February	7,543	
March	8,517	
April	9,188	
May	9,191	
June	9,193	

QUALITY

	Quantity	Base Number	Contract	AT	Region	England
% of FP17s for the same patient ID Re-attending within 3 months - Children	204	1,934	10.5%	9.9%	11.8%	12.0%
% of FP17s for the same patient ID Re-attending within 3 months - Adults	351	1,943	18.1%	14.1%	15.3%	15.9%
% of FP17s for the same patient ID Re-attending between 3 & 9 months - Children	1,227	1,934	63.4%	60.8%	59.1%	58.0%
% of FP17s for the same patient ID Re-attending between 3 & 9 months - Adults	943	1,943	48.5%	52.9%	51.5%	50.5%
% of FP17s for Band 1 Urgent Courses	155	3,600	4.3%	7.2%	8.0%	9.0%
% of FP17s Relating to Free Repair or Replacements	4	3,600	0.1%	0.8%	0.8%	0.8%
% of FP17s Relating to Continuations	63	3,600	1.8%	1.1%	1.1%	1.1%
% of Patients satisfied with the dentistry they have received	8	8	N/A	91.6%	91.6%	91.5%
% of Patients satisfied with the time they had to wait for an appointment	6	8	N/A	86.9%	88.3%	87.9%

* This is based on patients treated on this contract for their most recent course of treatment. Figures in italics indicate the base number of FP17s or Patient Questionnaire responses are less than 100. N/A is shown where the base number of responses is less than 10 during the period. % is calculated as Quantity/Base number*100

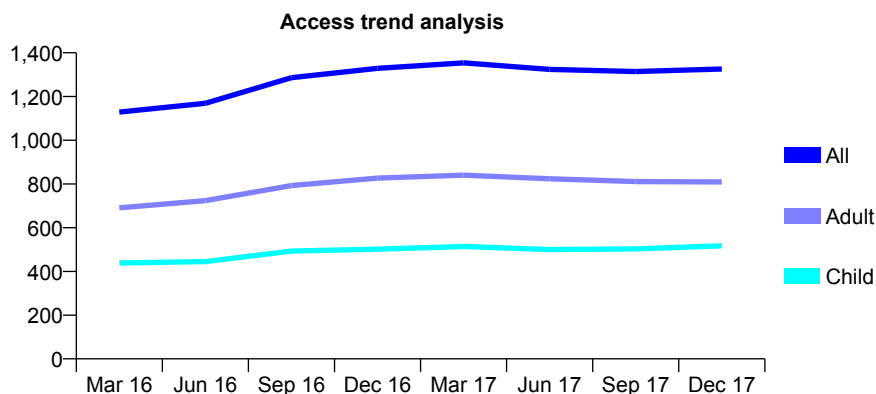
Q59 - Vital Signs At a Glance Contract Report for 108308/0001 - December 2017

Name or company name	Brookview Dental Clinic Limited
Contract type name	GDS Contract
Purpose of contract	General
Contract start date	01/03/2008
Contract end date	

17/18 Contracted general activity (UDA)	1,745
Carry forward general activity (UDA)	88
17/18 Contracted orthodontic activity (UOA)	0
Carry forward orthodontic activity (UOA)	0
Baseline contract value	£41,711.51

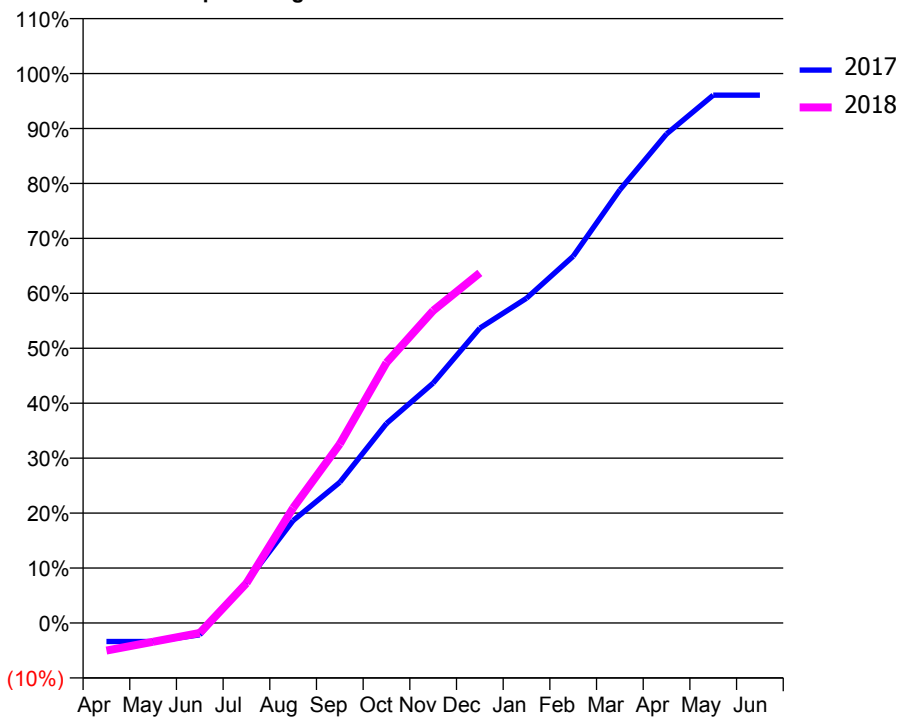
ACCESS*

Patients seen in 24 months	Total	Change since previous quarter
Quarter ending December 2016	1,329	
Quarter ending March 2017	1,354	→
Quarter ending June 2017	1,324	↓
Quarter ending September 2017	1,314	→
Quarter ending December 2017	1,326	→
Variance since December 2016	(0.2%)	→



ACTIVITY

Cumulative percentage of contracted UDA delivered 2017 & 2018



Month	Adjusted Scheduled Activity (UDA)	
	2017	2018
April	-76	-88
May	-76	-60
June	-49	-32
July	168	126
August	419	366
September	575	569
October	815	827
November	981	992
December	1,205	1,112
January	1,327	
February	1,498	
March	1,770	
April	1,998	
May	2,157	
June	2,157	

QUALITY

	Quantity	Base Number	Contract	AT	Region	England
% of FP17s for the same patient ID Re-attending within 3 months - Children	25	550	4.5%	9.9%	11.8%	12.0%
% of FP17s for the same patient ID Re-attending within 3 months - Adults	78	782	10.0%	14.1%	15.3%	15.9%
% of FP17s for the same patient ID Re-attending between 3 & 9 months - Children	348	550	63.3%	60.8%	59.1%	58.0%
% of FP17s for the same patient ID Re-attending between 3 & 9 months - Adults	438	782	56.0%	52.9%	51.5%	50.5%
% of FP17s for Band 1 Urgent Courses	20	696	2.9%	7.2%	8.0%	9.0%
% of FP17s Relating to Free Repair or Replacements	0	696	0.0%	0.8%	0.8%	0.8%
% of FP17s Relating to Continuations	6	696	0.9%	1.1%	1.1%	1.1%
% of Patients satisfied with the dentistry they have received	3	3	N/A	91.6%	91.6%	91.5%
% of Patients satisfied with the time they had to wait for an appointment	3	3	N/A	86.9%	88.3%	87.9%

* This is based on patients treated on this contract for their most recent course of treatment. Figures in italics indicate the base number of FP17s or Patient Questionnaire responses are less than 100. N/A is shown where the base number of responses is less than 10 during the period. % is calculated as Quantity/Base number*100

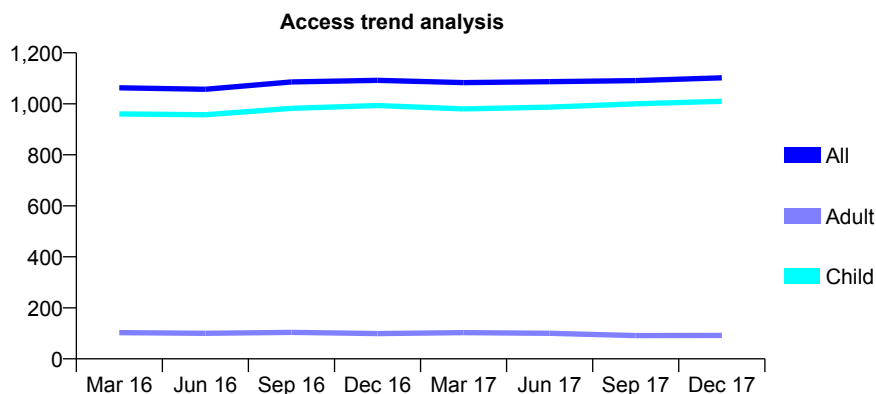
Q59 - Vital Signs At a Glance Contract Report for 109584/0001 - December 2017

Name or company name	Mr M Hamburger & Mrs R P Sadler
Contract type name	GDS Contract
Purpose of contract	General
Contract start date	01/04/2014
Contract end date	

17/18 Contracted general activity (UDA)	2,447
Carry forward general activity (UDA)	0
17/18 Contracted orthodontic activity (UOA)	0
Carry forward orthodontic activity (UOA)	0
Baseline contract value	£74,776.87

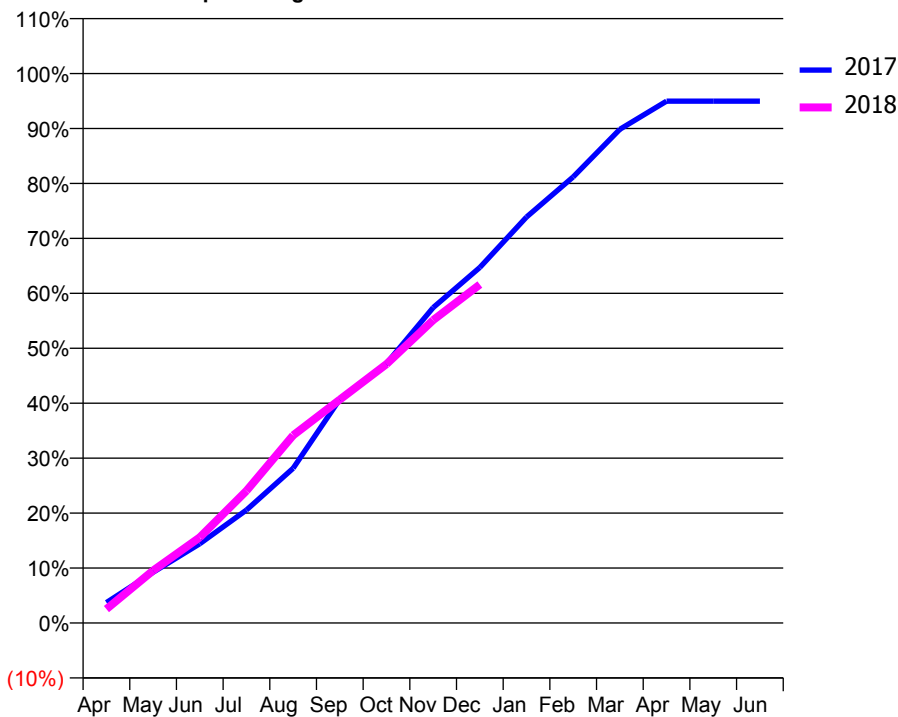
ACCESS*

Patients seen in 24 months	Total	Change since previous quarter
Quarter ending December 2016	1,092	
Quarter ending March 2017	1,083	→
Quarter ending June 2017	1,087	→
Quarter ending September 2017	1,091	→
Quarter ending December 2017	1,102	→
Variance since December 2016	0.9%	→



ACTIVITY

Cumulative percentage of contracted UDA delivered 2017 & 2018



Month	Adjusted Scheduled Activity (UDA)	
	2017	2018
April	91	62
May	226	234
June	353	382
July	503	589
August	689	836
September	997	995
October	1,156	1,153
November	1,405	1,349
December	1,583	1,507
January	1,808	
February	1,986	
March	2,199	
April	2,324	
May	2,324	
June	2,324	

QUALITY

	Quantity	Base Number	Contract	AT	Region	England
% of FP17s for the same patient ID Re-attending within 3 months - Children	57	1,270	4.5%	9.9%	11.8%	12.0%
% of FP17s for the same patient ID Re-attending within 3 months - Adults	1	8	12.5%	14.1%	15.3%	15.9%
% of FP17s for the same patient ID Re-attending between 3 & 9 months - Children	928	1,270	73.1%	60.8%	59.1%	58.0%
% of FP17s for the same patient ID Re-attending between 3 & 9 months - Adults	7	8	87.5%	52.9%	51.5%	50.5%
% of FP17s for Band 1 Urgent Courses	52	1,208	4.3%	7.2%	8.0%	9.0%
% of FP17s Relating to Free Repair or Replacements	0	1,208	0.0%	0.8%	0.8%	0.8%
% of FP17s Relating to Continuations	0	1,208	0.0%	1.1%	1.1%	1.1%
% of Patients satisfied with the dentistry they have received	0	0	N/A	91.6%	91.6%	91.5%
% of Patients satisfied with the time they had to wait for an appointment	0	0	N/A	86.9%	88.3%	87.9%

* This is based on patients treated on this contract for their most recent course of treatment. Figures in italics indicate the base number of FP17s or Patient Questionnaire responses are less than 100. N/A is shown where the base number of responses is less than 10 during the period. % is calculated as Quantity/Base number*100

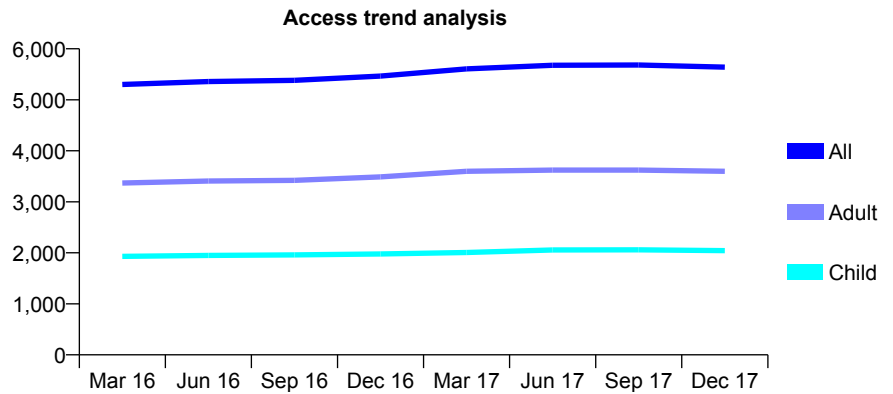
Q59 - Vital Signs At a Glance Contract Report for 109967/0001 - December 2017

Name or company name	Mr F Kadherbhai, Mr N F Kapadia, Mr A Sa
Contract type name	GDS Contract
Purpose of contract	General
Contract start date	01/04/2011
Contract end date	

17/18 Contracted general activity (UDA)	13,147
Carry forward general activity (UDA)	-45
17/18 Contracted orthodontic activity (UOA)	0
Carry forward orthodontic activity (UOA)	0
Baseline contract value	£365,288.51

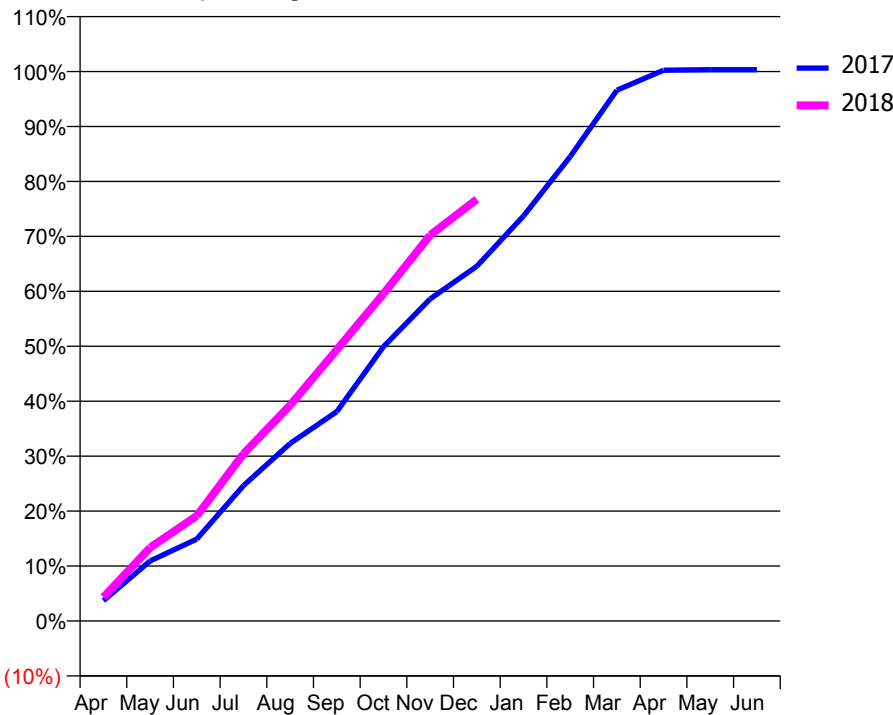
ACCESS*

Patients seen in 24 months	Total	Change since previous quarter
Quarter ending December 2016	5,465	
Quarter ending March 2017	5,606	↑
Quarter ending June 2017	5,678	→
Quarter ending September 2017	5,683	→
Quarter ending December 2017	5,641	→
Variance since December 2016	3.2%	↑



ACTIVITY

Cumulative percentage of contracted UDA delivered 2017 & 2018



Month	Adjusted Scheduled Activity (UDA)	
	2017	2018
April	509	570
May	1,503	1,757
June	2,052	2,517
July	3,391	3,998
August	4,447	5,165
September	5,246	6,490
October	6,875	7,830
November	8,068	9,230
December	8,888	10,088
January	10,148	
February	11,636	
March	13,298	
April	13,800	
May	13,812	
June	13,812	

QUALITY

	Quantity	Base Number	Contract	AT	Region	England
% of FP17s for the same patient ID Re-attending within 3 months - Children	118	2,342	5.0%	9.9%	11.8%	12.0%
% of FP17s for the same patient ID Re-attending within 3 months - Adults	353	3,668	9.6%	14.1%	15.3%	15.9%
% of FP17s for the same patient ID Re-attending between 3 & 9 months - Children	1,511	2,342	64.5%	60.8%	59.1%	58.0%
% of FP17s for the same patient ID Re-attending between 3 & 9 months - Adults	2,212	3,668	60.3%	52.9%	51.5%	50.5%
% of FP17s for Band 1 Urgent Courses	242	4,829	5.0%	7.2%	8.0%	9.0%
% of FP17s Relating to Free Repair or Replacements	12	4,829	0.2%	0.8%	0.8%	0.8%
% of FP17s Relating to Continuations	14	4,829	0.3%	1.1%	1.1%	1.1%
% of Patients satisfied with the dentistry they have received	4	4	N/A	91.6%	91.6%	91.5%
% of Patients satisfied with the time they had to wait for an appointment	1	4	N/A	86.9%	88.3%	87.9%

* This is based on patients treated on this contract for their most recent course of treatment. Figures in italics indicate the base number of FP17s or Patient Questionnaire responses are less than 100. N/A is shown where the base number of responses is less than 10 during the period. % is calculated as Quantity/Base number*100

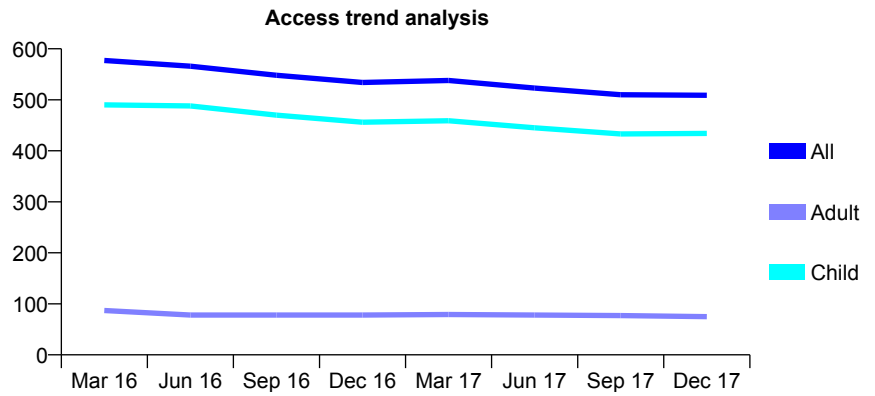
Q59 - Vital Signs At a Glance Contract Report for 111260/0001 - December 2017

Name or company name	Mr N Appleby & Mr S Edmondson
Contract type name	GDS Contract
Purpose of contract	General
Contract start date	01/04/2006
Contract end date	

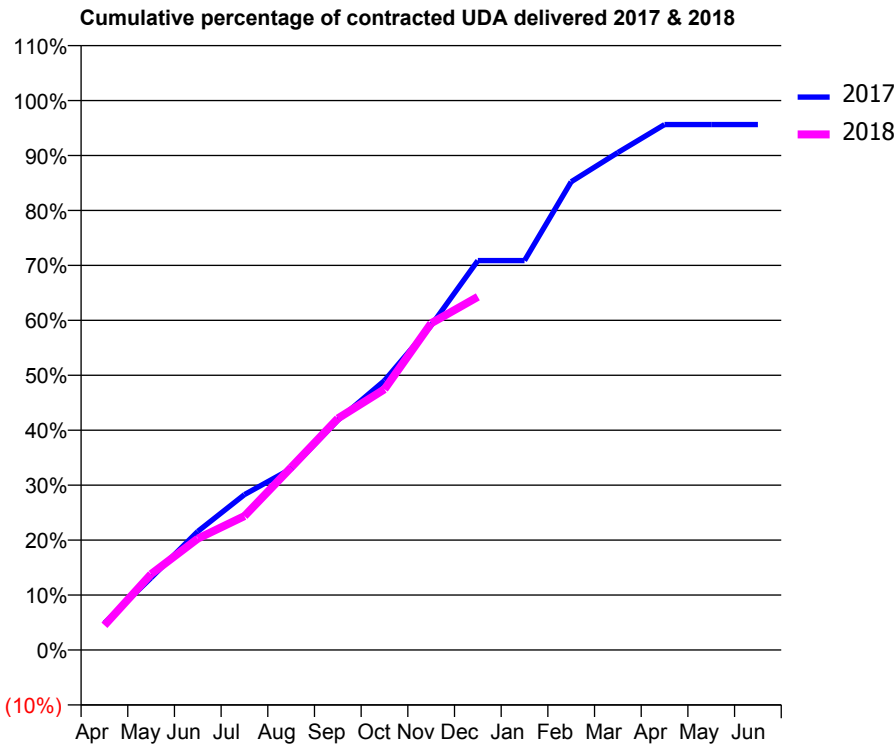
17/18 Contracted general activity (UDA)	1,000
Carry forward general activity (UDA)	0
17/18 Contracted orthodontic activity (UOA)	0
Carry forward orthodontic activity (UOA)	0
Baseline contract value	£22,296.96

ACCESS*

Patients seen in 24 months	Total	Change since previous quarter
Quarter ending December 2016	534	
Quarter ending March 2017	538	→
Quarter ending June 2017	523	↓
Quarter ending September 2017	510	↓
Quarter ending December 2017	509	→
Variance since December 2016	(4.7%)	↓



ACTIVITY



Month	Adjusted Scheduled Activity (UDA)	
	2017	2018
April	49	45
May	131	138
June	216	203
July	283	244
August	330	332
September	418	421
October	490	475
November	591	595
December	709	643
January	709	
February	852	
March	905	
April	956	
May	956	
June	956	

QUALITY

	Quantity	Base Number	Contract	AT	Region	England
% of FP17s for the same patient ID Re-attending within 3 months - Children	35	557	6.3%	9.9%	11.8%	12.0%
% of FP17s for the same patient ID Re-attending within 3 months - Adults	0	0	N/A	14.1%	15.3%	15.9%
% of FP17s for the same patient ID Re-attending between 3 & 9 months - Children	393	557	70.6%	60.8%	59.1%	58.0%
% of FP17s for the same patient ID Re-attending between 3 & 9 months - Adults	0	0	N/A	52.9%	51.5%	50.5%
% of FP17s for Band 1 Urgent Courses	8	514	1.6%	7.2%	8.0%	9.0%
% of FP17s Relating to Free Repair or Replacements	0	514	0.0%	0.8%	0.8%	0.8%
% of FP17s Relating to Continuations	0	514	0.0%	1.1%	1.1%	1.1%
% of Patients satisfied with the dentistry they have received	1	1	N/A	91.6%	91.6%	91.5%
% of Patients satisfied with the time they had to wait for an appointment	1	1	N/A	86.9%	88.3%	87.9%

* This is based on patients treated on this contract for their most recent course of treatment. Figures in italics indicate the base number of FP17s or Patient Questionnaire responses are less than 100. N/A is shown where the base number of responses is less than 10 during the period. % is calculated as Quantity/Base number*100

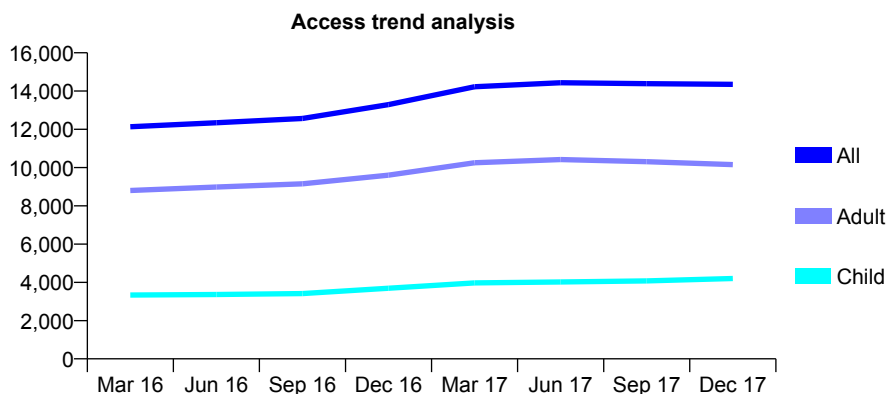
Q59 - Vital Signs At a Glance Contract Report for 112984/0001 - December 2017

Name or company name	East Midlands Community Dental Associati
Contract type name	GDS Contract
Purpose of contract	General
Contract start date	01/12/2014
Contract end date	

17/18 Contracted general activity (UDA)	35,000
Carry forward general activity (UDA)	-509
17/18 Contracted orthodontic activity (UOA)	0
Carry forward orthodontic activity (UOA)	0
Baseline contract value	£780,299.23

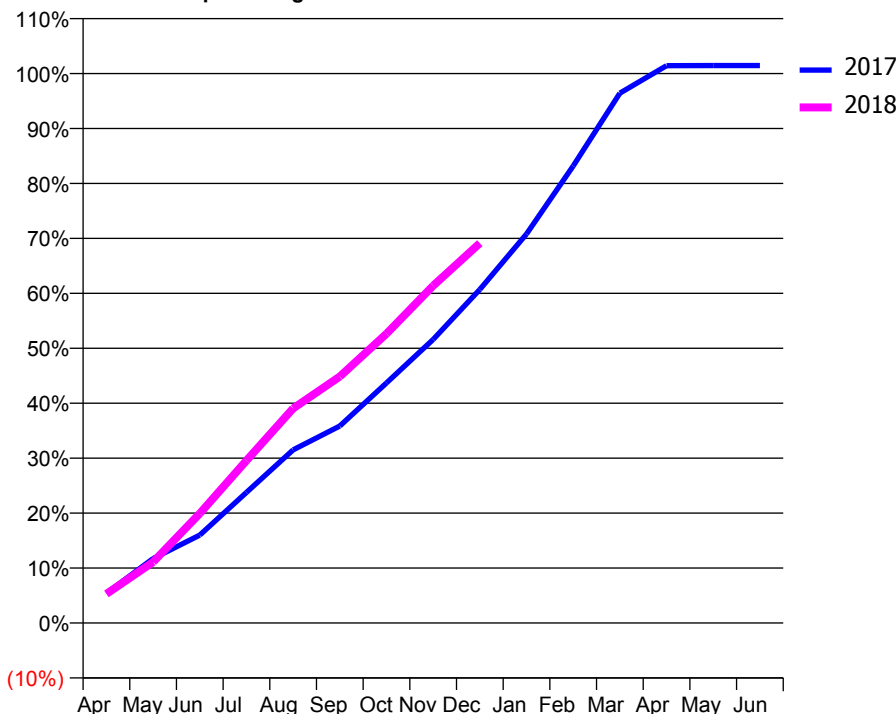
ACCESS*

Patients seen in 24 months	Total	Change since previous quarter
Quarter ending December 2016	13,291	
Quarter ending March 2017	14,224	↑
Quarter ending June 2017	14,436	→
Quarter ending September 2017	14,383	→
Quarter ending December 2017	14,354	→
Variance since December 2016	8.0%	↑



ACTIVITY

Cumulative percentage of contracted UDA delivered 2017 & 2018



Month	Adjusted Scheduled Activity (UDA)	
	2017	2018
April	1,899	1,856
May	4,110	3,883
June	5,603	6,981
July	8,323	10,345
August	11,029	13,669
September	12,546	15,702
October	15,292	18,424
November	18,059	21,481
December	21,249	24,197
January	24,781	
February	29,110	
March	33,749	
April	35,496	
May	35,507	
June	35,509	

QUALITY

	Quantity	Base Number	Contract	AT	Region	England
% of FP17s for the same patient ID Re-attending within 3 months - Children	192	4,164	4.6%	9.9%	11.8%	12.0%
% of FP17s for the same patient ID Re-attending within 3 months - Adults	1,018	9,577	10.6%	14.1%	15.3%	15.9%
% of FP17s for the same patient ID Re-attending between 3 & 9 months - Children	2,571	4,164	61.7%	60.8%	59.1%	58.0%
% of FP17s for the same patient ID Re-attending between 3 & 9 months - Adults	5,490	9,577	57.3%	52.9%	51.5%	50.5%
% of FP17s for Band 1 Urgent Courses	897	12,911	6.9%	7.2%	8.0%	9.0%
% of FP17s Relating to Free Repair or Replacements	60	12,911	0.5%	0.8%	0.8%	0.8%
% of FP17s Relating to Continuations	84	12,911	0.7%	1.1%	1.1%	1.1%
% of Patients satisfied with the dentistry they have received	24	28	85.7%	91.6%	91.6%	91.5%
% of Patients satisfied with the time they had to wait for an appointment	21	28	75.0%	86.9%	88.3%	87.9%

* This is based on patients treated on this contract for their most recent course of treatment. Figures in italics indicate the base number of FP17s or Patient Questionnaire responses are less than 100. N/A is shown where the base number of responses is less than 10 during the period. % is calculated as Quantity/Base number*100

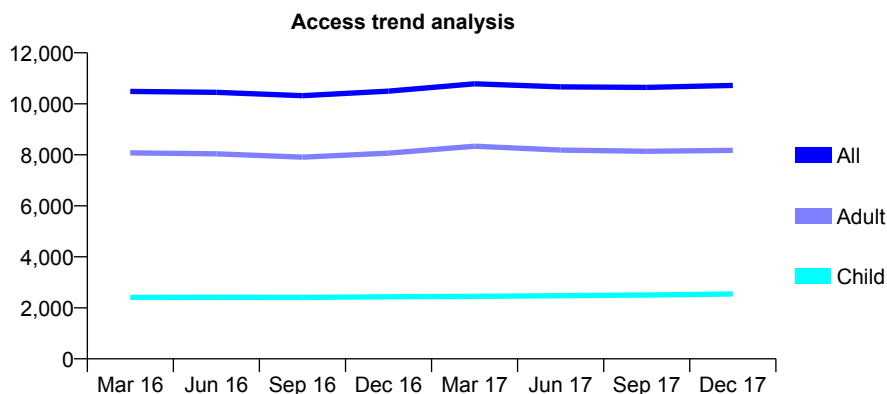
Q59 - Vital Signs At a Glance Contract Report for 115231/0004 - December 2017

Name or company name	Charnwood Dental Limited
Contract type name	GDS Contract
Purpose of contract	General
Contract start date	01/04/2009
Contract end date	

17/18 Contracted general activity (UDA)	25,029
Carry forward general activity (UDA)	-290
17/18 Contracted orthodontic activity (UOA)	0
Carry forward orthodontic activity (UOA)	0
Baseline contract value	£656,296.07

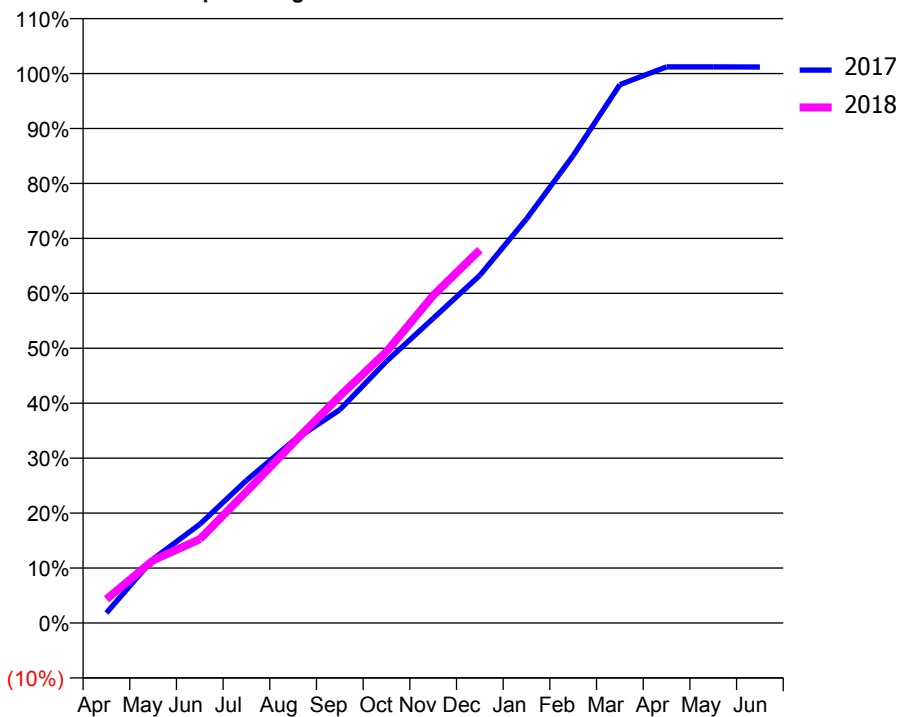
ACCESS*

Patients seen in 24 months	Total	Change since previous quarter
Quarter ending December 2016	10,497	
Quarter ending March 2017	10,784	↑
Quarter ending June 2017	10,665	↓
Quarter ending September 2017	10,641	→
Quarter ending December 2017	10,720	→
Variance since December 2016	2.1%	↑



ACTIVITY

Cumulative percentage of contracted UDA delivered 2017 & 2018



Month	Adjusted Scheduled Activity (UDA)	
	2017	2018
April	494	1,086
May	3,144	2,857
June	4,859	3,817
July	7,012	5,985
August	8,954	8,199
September	10,493	10,338
October	12,871	12,354
November	14,982	14,923
December	17,103	16,997
January	19,877	
February	22,990	
March	26,479	
April	27,354	
May	27,352	
June	27,349	

QUALITY

	Quantity	Base Number	Contract	AT	Region	England
% of FP17s for the same patient ID Re-attending within 3 months - Children	179	2,500	7.2%	9.9%	11.8%	12.0%
% of FP17s for the same patient ID Re-attending within 3 months - Adults	627	6,272	10.0%	14.1%	15.3%	15.9%
% of FP17s for the same patient ID Re-attending between 3 & 9 months - Children	1,370	2,500	54.8%	60.8%	59.1%	58.0%
% of FP17s for the same patient ID Re-attending between 3 & 9 months - Adults	3,114	6,272	49.6%	52.9%	51.5%	50.5%
% of FP17s for Band 1 Urgent Courses	342	8,402	4.1%	7.2%	8.0%	9.0%
% of FP17s Relating to Free Repair or Replacements	21	8,402	0.2%	0.8%	0.8%	0.8%
% of FP17s Relating to Continuations	193	8,402	2.3%	1.1%	1.1%	1.1%
% of Patients satisfied with the dentistry they have received	12	16	75.0%	91.6%	91.6%	91.5%
% of Patients satisfied with the time they had to wait for an appointment	14	16	87.5%	86.9%	88.3%	87.9%

* This is based on patients treated on this contract for their most recent course of treatment. Figures in italics indicate the base number of FP17s or Patient Questionnaire responses are less than 100. N/A is shown where the base number of responses is less than 10 during the period. % is calculated as Quantity/Base number*100

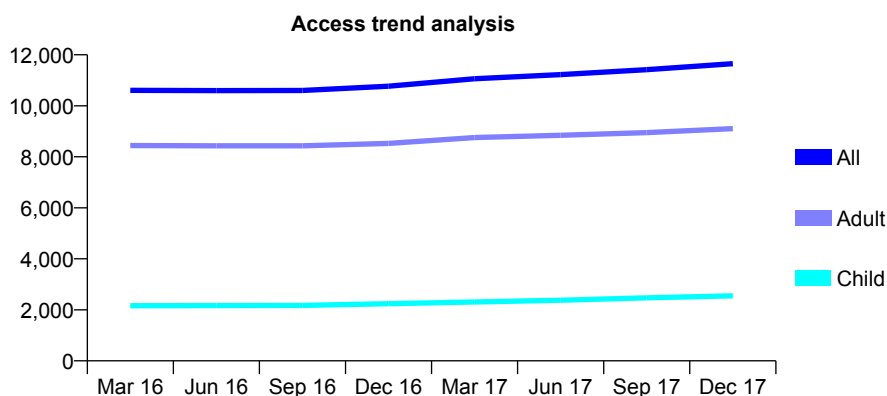
Q59 - Vital Signs At a Glance Contract Report for 117250/0001 - December 2017

Name or company name	Hallcross Dental Practices Limited
Contract type name	GDS Contract
Purpose of contract	General
Contract start date	01/04/2008
Contract end date	

17/18 Contracted general activity (UDA)	32,315
Carry forward general activity (UDA)	-120
17/18 Contracted orthodontic activity (UOA)	0
Carry forward orthodontic activity (UOA)	0
Baseline contract value	£794,541.77

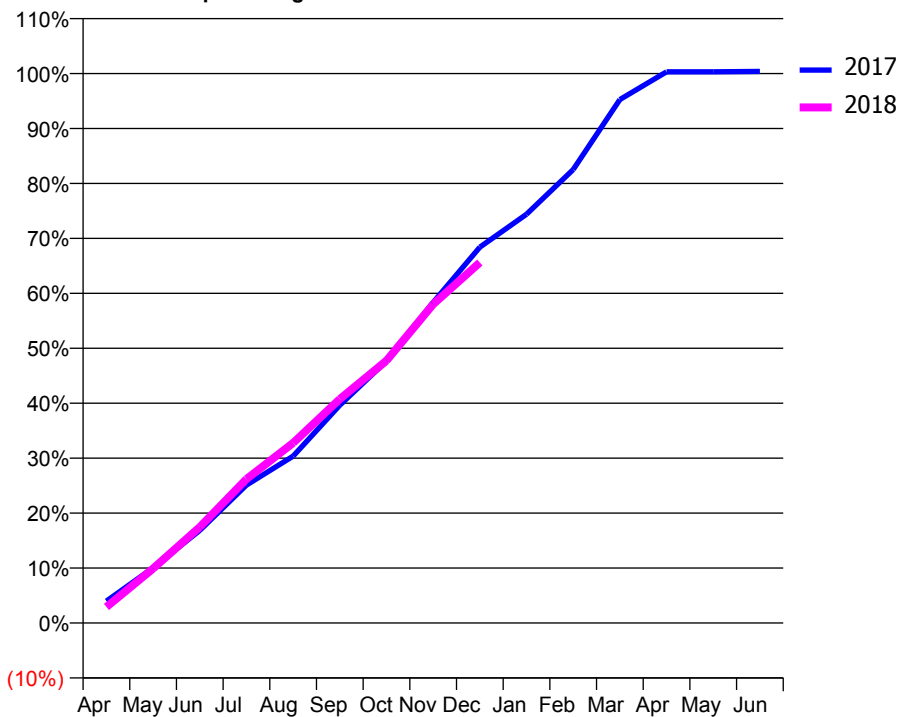
ACCESS*

Patients seen in 24 months	Total	Change since previous quarter
Quarter ending December 2016	10,767	
Quarter ending March 2017	11,061	↑
Quarter ending June 2017	11,221	→
Quarter ending September 2017	11,417	→
Quarter ending December 2017	11,652	↑
Variance since December 2016	8.2%	↑



ACTIVITY

Cumulative percentage of contracted UDA delivered 2017 & 2018



QUALITY

	Quantity	Base Number	Contract	AT	Region	England
% of FP17s for the same patient ID Re-attending within 3 months - Children	167	2,735	6.1%	9.9%	11.8%	12.0%
% of FP17s for the same patient ID Re-attending within 3 months - Adults	988	9,617	10.3%	14.1%	15.3%	15.9%
% of FP17s for the same patient ID Re-attending between 3 & 9 months - Children	1,495	2,735	54.7%	60.8%	59.1%	58.0%
% of FP17s for the same patient ID Re-attending between 3 & 9 months - Adults	5,332	9,617	55.4%	52.9%	51.5%	50.5%
% of FP17s for Band 1 Urgent Courses	781	11,725	6.7%	7.2%	8.0%	9.0%
% of FP17s Relating to Free Repair or Replacements	41	11,725	0.3%	0.8%	0.8%	0.8%
% of FP17s Relating to Continuations	46	11,725	0.4%	1.1%	1.1%	1.1%
% of Patients satisfied with the dentistry they have received	19	21	90.5%	91.6%	91.6%	91.5%
% of Patients satisfied with the time they had to wait for an appointment	19	21	90.5%	86.9%	88.3%	87.9%

* This is based on patients treated on this contract for their most recent course of treatment. Figures in italics indicate the base number of FP17s or Patient Questionnaire responses are less than 100. N/A is shown where the base number of responses is less than 10 during the period. % is calculated as Quantity/Base number*100

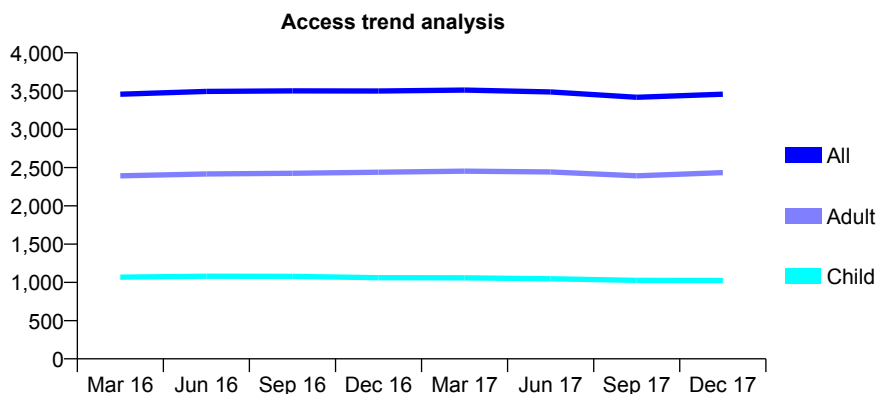
Q59 - Vital Signs At a Glance Contract Report for 117412/0002 - December 2017

Name or company name	HS Virdee Ltd
Contract type name	GDS Contract
Purpose of contract	General and Orthodontic
Contract start date	01/11/2007
Contract end date	

17/18 Contracted general activity (UDA)	10,377
Carry forward general activity (UDA)	-179
17/18 Contracted orthodontic activity (UOA)	293
Carry forward orthodontic activity (UOA)	0
Baseline contract value	£291,970.20

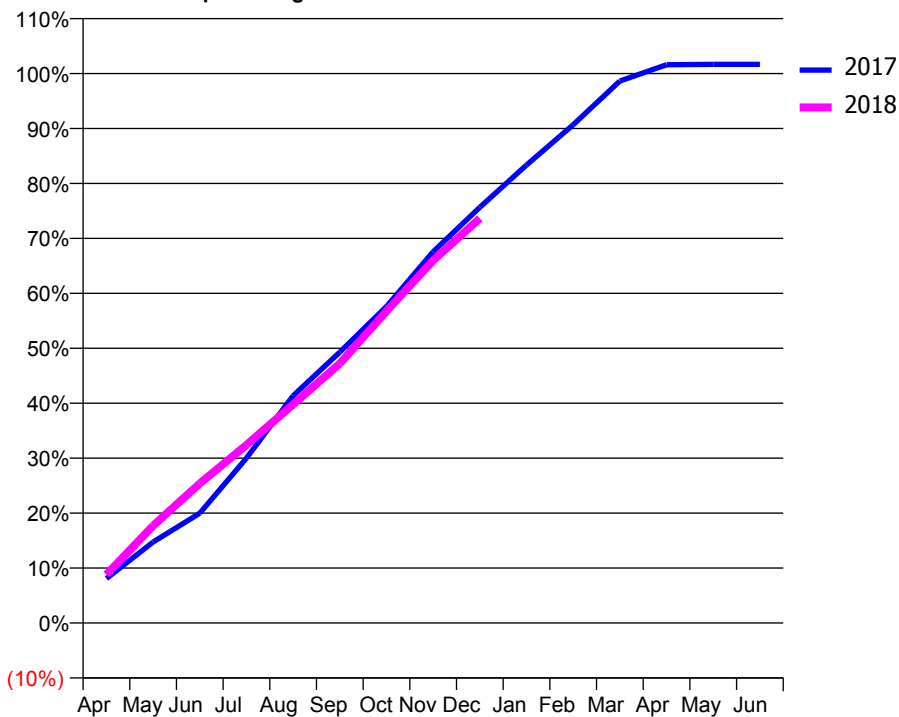
ACCESS*

Patients seen in 24 months	Total	Change since previous quarter
Quarter ending December 2016	3,500	
Quarter ending March 2017	3,512	→
Quarter ending June 2017	3,488	→
Quarter ending September 2017	3,419	↓
Quarter ending December 2017	3,458	→
Variance since December 2016	(1.2%)	↓



ACTIVITY

Cumulative percentage of contracted UDA delivered 2017 & 2018



Month	Adjusted Scheduled Activity (UDA)	
	2017	2018
April	873	914
May	1,588	1,837
June	2,153	2,636
July	3,235	3,363
August	4,457	4,128
September	5,313	4,899
October	6,207	5,888
November	7,282	6,847
December	8,154	7,642
January	8,983	
February	9,772	
March	10,629	
April	10,948	
May	10,956	
June	10,956	

QUALITY

	Quantity	Base Number	Contract	AT	Region	England
% of FP17s for the same patient ID Re-attending within 3 months - Children	78	1,210	6.4%	9.9%	11.8%	12.0%
% of FP17s for the same patient ID Re-attending within 3 months - Adults	189	2,370	8.0%	14.1%	15.3%	15.9%
% of FP17s for the same patient ID Re-attending between 3 & 9 months - Children	746	1,210	61.7%	60.8%	59.1%	58.0%
% of FP17s for the same patient ID Re-attending between 3 & 9 months - Adults	1,314	2,370	55.4%	52.9%	51.5%	50.5%
% of FP17s for Band 1 Urgent Courses	82	2,692	3.0%	7.2%	8.0%	9.0%
% of FP17s Relating to Free Repair or Replacements	8	2,692	0.3%	0.8%	0.8%	0.8%
% of FP17s Relating to Continuations	15	2,692	0.6%	1.1%	1.1%	1.1%
% of Patients satisfied with the dentistry they have received	6	6	N/A	91.6%	91.6%	91.5%
% of Patients satisfied with the time they had to wait for an appointment	6	6	N/A	86.9%	88.3%	87.9%

* This is based on patients treated on this contract for their most recent course of treatment. Figures in italics indicate the base number of FP17s or Patient Questionnaire responses are less than 100. N/A is shown where the base number of responses is less than 10 during the period. % is calculated as Quantity/Base number*100

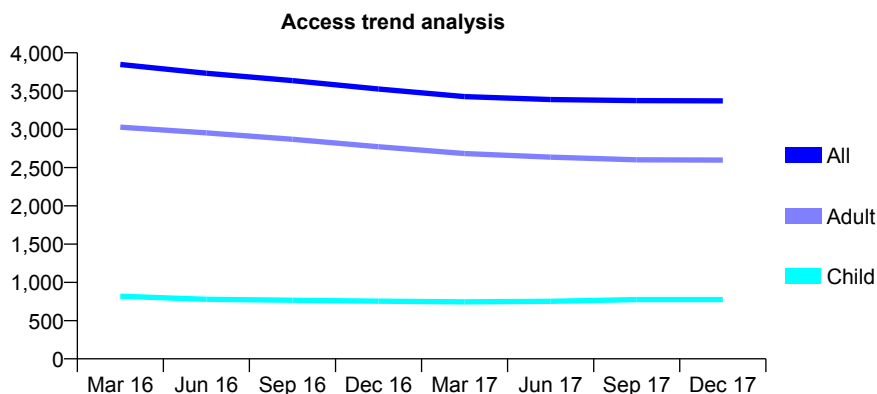
Q59 - Vital Signs At a Glance Contract Report for 117552/0001 - December 2017

Name or company name	Mr Moroney & Ms N Whitley
Contract type name	GDS Contract
Purpose of contract	General
Contract start date	01/10/2011
Contract end date	

17/18 Contracted general activity (UDA)	17,249
Carry forward general activity (UDA)	0
17/18 Contracted orthodontic activity (UOA)	0
Carry forward orthodontic activity (UOA)	0
Baseline contract value	£481,845.11

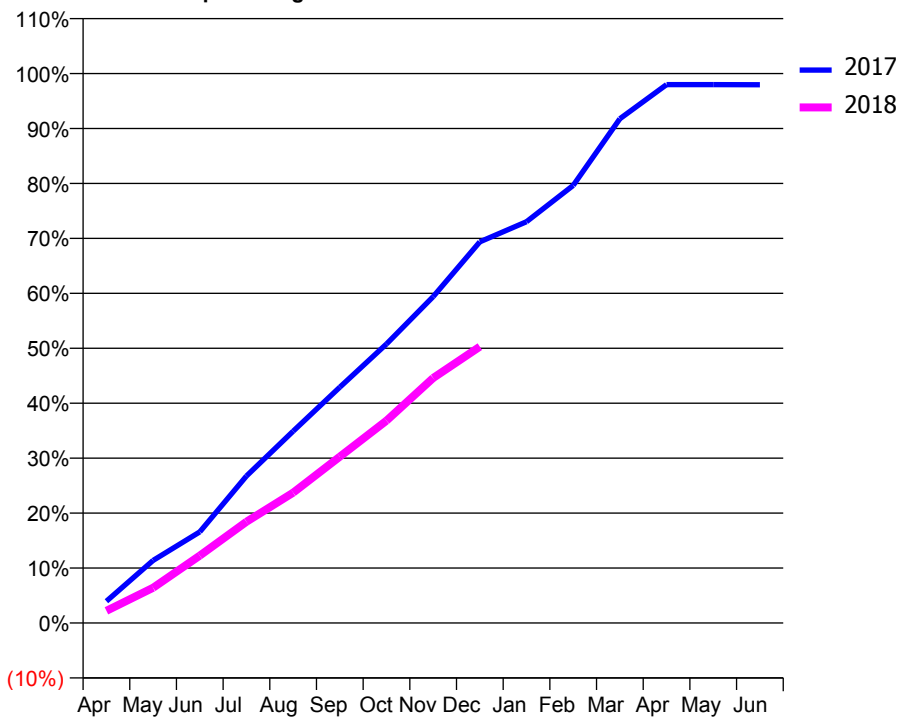
ACCESS*

Patients seen in 24 months	Total	Change since previous quarter
Quarter ending December 2016	3,526	
Quarter ending March 2017	3,428	↓
Quarter ending June 2017	3,389	↓
Quarter ending September 2017	3,376	→
Quarter ending December 2017	3,371	→
Variance since December 2016	(4.4%)	↓



ACTIVITY

Cumulative percentage of contracted UDA delivered 2017 & 2018



Month	Adjusted Scheduled Activity (UDA)	
	2017	2018
April	479	383
May	1,379	1,107
June	2,006	2,118
July	3,236	3,178
August	4,225	4,093
September	5,193	5,222
October	6,144	6,353
November	7,189	7,691
December	8,396	8,675
January	8,838	
February	9,638	
March	11,107	
April	11,856	
May	11,856	
June	11,855	

QUALITY

	Quantity	Base Number	Contract	AT	Region	England
% of FP17s for the same patient ID Re-attending within 3 months - Children	50	815	6.1%	9.9%	11.8%	12.0%
% of FP17s for the same patient ID Re-attending within 3 months - Adults	307	2,498	12.3%	14.1%	15.3%	15.9%
% of FP17s for the same patient ID Re-attending between 3 & 9 months - Children	428	815	52.5%	60.8%	59.1%	58.0%
% of FP17s for the same patient ID Re-attending between 3 & 9 months - Adults	1,223	2,498	49.0%	52.9%	51.5%	50.5%
% of FP17s for Band 1 Urgent Courses	60	3,100	1.9%	7.2%	8.0%	9.0%
% of FP17s Relating to Free Repair or Replacements	38	3,100	1.2%	0.8%	0.8%	0.8%
% of FP17s Relating to Continuations	129	3,100	4.2%	1.1%	1.1%	1.1%
% of Patients satisfied with the dentistry they have received	7	8	N/A	91.6%	91.6%	91.5%
% of Patients satisfied with the time they had to wait for an appointment	8	8	N/A	86.9%	88.3%	87.9%

* This is based on patients treated on this contract for their most recent course of treatment. Figures in italics indicate the base number of FP17s or Patient Questionnaire responses are less than 100. N/A is shown where the base number of responses is less than 10 during the period. % is calculated as Quantity/Base number*100

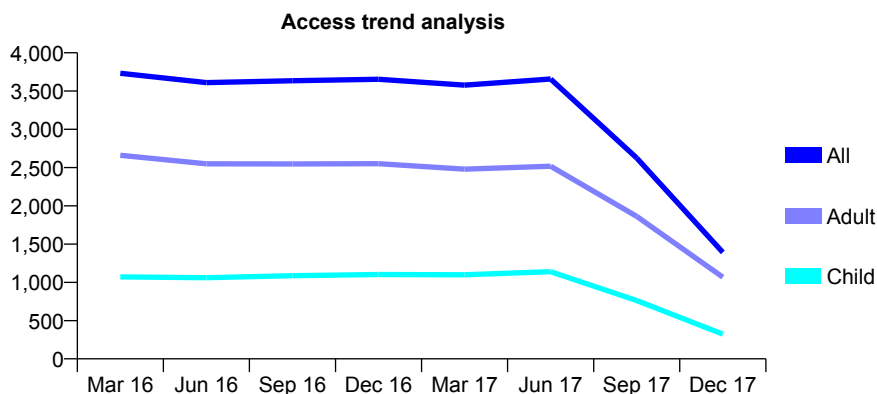
Q59 - Vital Signs At a Glance Contract Report for 118060/0020 - December 2017

Name or company name	Genix Healthcare Ltd
Contract type name	PDS Plus Contract
Purpose of contract	General
Contract start date	01/07/2010
Contract end date	30/06/2017

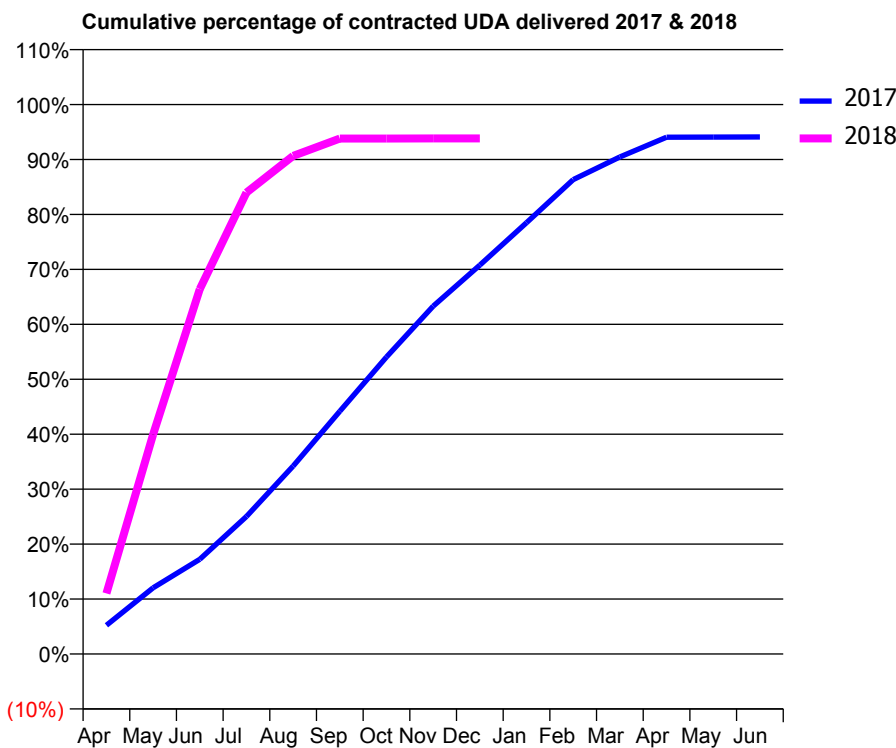
17/18 Contracted general activity (UDA)	3,125
Carry forward general activity (UDA)	0
17/18 Contracted orthodontic activity (UOA)	0
Carry forward orthodontic activity (UOA)	0
Baseline contract value	£42,350.88

ACCESS*

Patients seen in 24 months	Total	Change since previous quarter
Quarter ending December 2016	3,654	
Quarter ending March 2017	3,578	↓
Quarter ending June 2017	3,657	↑
Quarter ending September 2017	2,626	↓
Quarter ending December 2017	1,391	↓
Variance since December 2016	(61.9%)	↓



ACTIVITY



Month	Adjusted Scheduled Activity (UDA)	
	2017	2018
April	654	345
May	1,505	1,249
June	2,154	2,075
July	3,128	2,624
August	4,276	2,833
September	5,521	2,931
October	6,756	2,931
November	7,912	2,932
December	8,848	2,932
January	9,811	
February	10,790	
March	11,306	
April	11,757	
May	11,759	
June	11,763	

QUALITY

	Quantity	Base Number	Contract	AT	Region	England
% of FP17s for the same patient ID Re-attending within 3 months - Children	37	525	7.0%	9.9%	11.8%	12.0%
% of FP17s for the same patient ID Re-attending within 3 months - Adults	106	1,048	10.1%	14.1%	15.3%	15.9%
% of FP17s for the same patient ID Re-attending between 3 & 9 months - Children	342	525	65.1%	60.8%	59.1%	58.0%
% of FP17s for the same patient ID Re-attending between 3 & 9 months - Adults	573	1,048	54.7%	52.9%	51.5%	50.5%
% of FP17s for Band 1 Urgent Courses	80	1,285	6.2%	7.2%	8.0%	9.0%
% of FP17s Relating to Free Repair or Replacements	0	1,285	0.0%	0.8%	0.8%	0.8%
% of FP17s Relating to Continuations	0	1,285	0.0%	1.1%	1.1%	1.1%
% of Patients satisfied with the dentistry they have received	2	2	N/A	91.6%	91.6%	91.5%
% of Patients satisfied with the time they had to wait for an appointment	2	2	N/A	86.9%	88.3%	87.9%

* This is based on patients treated on this contract for their most recent course of treatment. Figures in italics indicate the base number of FP17s or Patient Questionnaire responses are less than 100. N/A is shown where the base number of responses is less than 10 during the period. % is calculated as Quantity/Base number*100

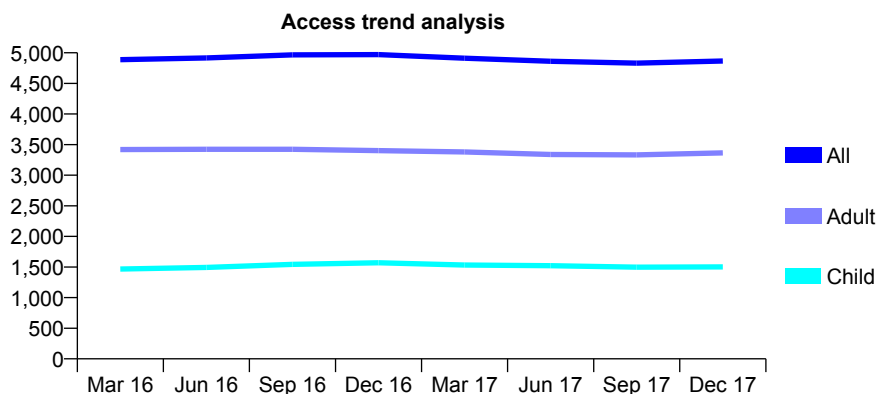
Q59 - Vital Signs At a Glance Contract Report for 118281/0001 - December 2017

Name or company name	Dr V Hindocha
Contract type name	GDS Contract
Purpose of contract	General
Contract start date	01/01/2014
Contract end date	

17/18 Contracted general activity (UDA)	16,178
Carry forward general activity (UDA)	-242
17/18 Contracted orthodontic activity (UOA)	0
Carry forward orthodontic activity (UOA)	0
Baseline contract value	£399,212.67

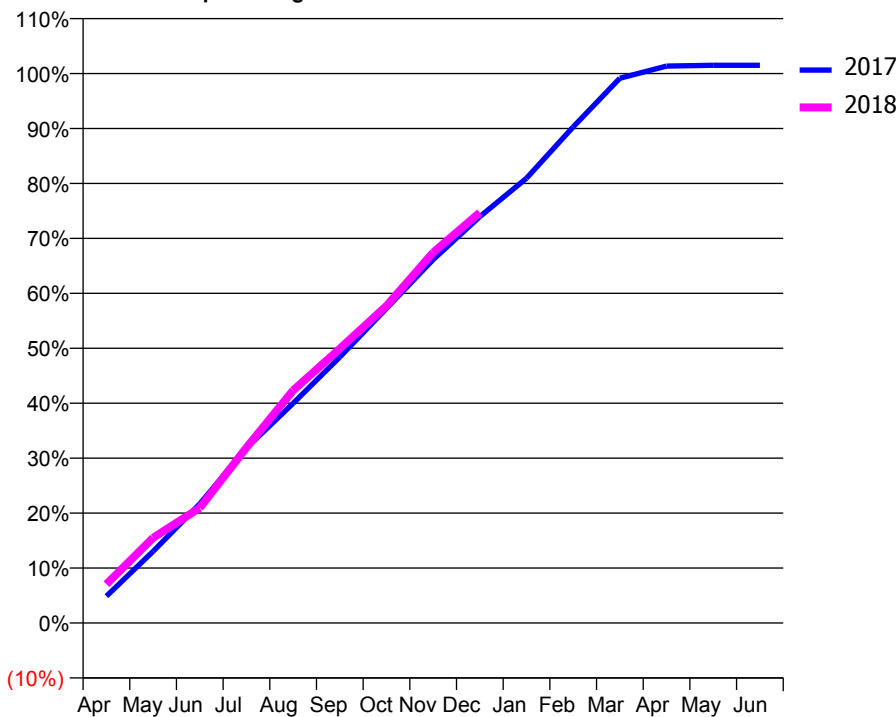
ACCESS*

Patients seen in 24 months	Total	Change since previous quarter
Quarter ending December 2016	4,971	
Quarter ending March 2017	4,912	↓
Quarter ending June 2017	4,861	↓
Quarter ending September 2017	4,831	→
Quarter ending December 2017	4,867	→
Variance since December 2016	(2.1%)	↓



ACTIVITY

Cumulative percentage of contracted UDA delivered 2017 & 2018



Month	Adjusted Scheduled Activity (UDA)	
	2017	2018
April	792	1,145
May	2,110	2,510
June	3,507	3,391
July	5,151	5,163
August	6,468	6,848
September	7,832	8,078
October	9,263	9,338
November	10,699	10,910
December	11,962	12,086
January	13,096	
February	14,605	
March	16,038	
April	16,395	
May	16,420	
June	16,420	

QUALITY

	Quantity	Base Number	Contract	AT	Region	England
% of FP17s for the same patient ID Re-attending within 3 months - Children	167	1,973	8.5%	9.9%	11.8%	12.0%
% of FP17s for the same patient ID Re-attending within 3 months - Adults	573	4,128	13.9%	14.1%	15.3%	15.9%
% of FP17s for the same patient ID Re-attending between 3 & 9 months - Children	1,396	1,973	70.8%	60.8%	59.1%	58.0%
% of FP17s for the same patient ID Re-attending between 3 & 9 months - Adults	2,686	4,128	65.1%	52.9%	51.5%	50.5%
% of FP17s for Band 1 Urgent Courses	389	5,873	6.6%	7.2%	8.0%	9.0%
% of FP17s Relating to Free Repair or Replacements	34	5,873	0.6%	0.8%	0.8%	0.8%
% of FP17s Relating to Continuations	10	5,873	0.2%	1.1%	1.1%	1.1%
% of Patients satisfied with the dentistry they have received	15	17	88.2%	91.6%	91.6%	91.5%
% of Patients satisfied with the time they had to wait for an appointment	17	17	100.0%	86.9%	88.3%	87.9%

* This is based on patients treated on this contract for their most recent course of treatment. Figures in italics indicate the base number of FP17s or Patient Questionnaire responses are less than 100. N/A is shown where the base number of responses is less than 10 during the period. % is calculated as Quantity/Base number*100

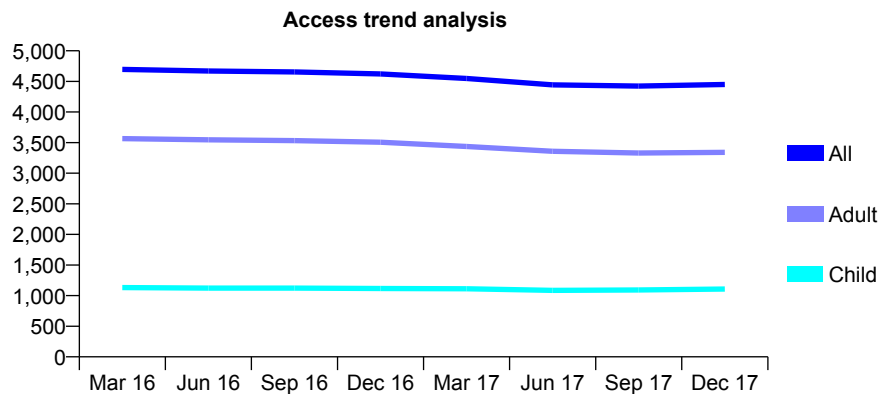
Q59 - Vital Signs At a Glance Contract Report for 118389/0001 - December 2017

Name or company name	Ishak Practices Limited
Contract type name	GDS Contract
Purpose of contract	General
Contract start date	01/10/2007
Contract end date	

17/18 Contracted general activity (UDA)	15,000
Carry forward general activity (UDA)	550
17/18 Contracted orthodontic activity (UOA)	0
Carry forward orthodontic activity (UOA)	0
Baseline contract value	£426,048.79

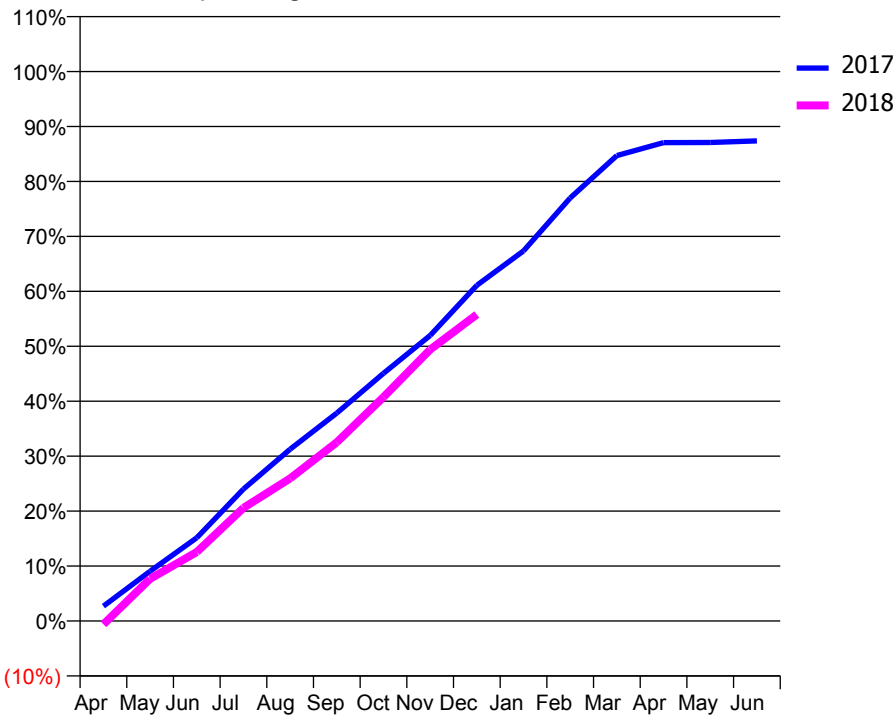
ACCESS*

Patients seen in 24 months	Total	Change since previous quarter
Quarter ending December 2016	4,622	
Quarter ending March 2017	4,548	↓
Quarter ending June 2017	4,444	↓
Quarter ending September 2017	4,423	→
Quarter ending December 2017	4,449	→
Variance since December 2016	(3.7%)	↓



ACTIVITY

Cumulative percentage of contracted UDA delivered 2017 & 2018



Month	Adjusted Scheduled Activity (UDA)	
	2017	2018
April	405	-93
May	1,361	1,151
June	2,274	1,884
July	3,601	3,088
August	4,690	3,893
September	5,675	4,880
October	6,760	6,114
November	7,796	7,411
December	9,165	8,366
January	10,103	
February	11,549	
March	12,704	
April	13,058	
May	13,063	
June	13,106	

QUALITY

	Quantity	Base Number	Contract	AT	Region	England
% of FP17s for the same patient ID Re-attending within 3 months - Children	62	1,164	5.3%	9.9%	11.8%	12.0%
% of FP17s for the same patient ID Re-attending within 3 months - Adults	496	3,384	14.7%	14.1%	15.3%	15.9%
% of FP17s for the same patient ID Re-attending between 3 & 9 months - Children	721	1,164	61.9%	60.8%	59.1%	58.0%
% of FP17s for the same patient ID Re-attending between 3 & 9 months - Adults	1,810	3,384	53.5%	52.9%	51.5%	50.5%
% of FP17s for Band 1 Urgent Courses	360	4,354	8.3%	7.2%	8.0%	9.0%
% of FP17s Relating to Free Repair or Replacements	23	4,354	0.5%	0.8%	0.8%	0.8%
% of FP17s Relating to Continuations	31	4,354	0.7%	1.1%	1.1%	1.1%
% of Patients satisfied with the dentistry they have received	8	10	80.0%	91.6%	91.6%	91.5%
% of Patients satisfied with the time they had to wait for an appointment	9	10	90.0%	86.9%	88.3%	87.9%

* This is based on patients treated on this contract for their most recent course of treatment. Figures in italics indicate the base number of FP17s or Patient Questionnaire responses are less than 100. N/A is shown where the base number of responses is less than 10 during the period. % is calculated as Quantity/Base number*100

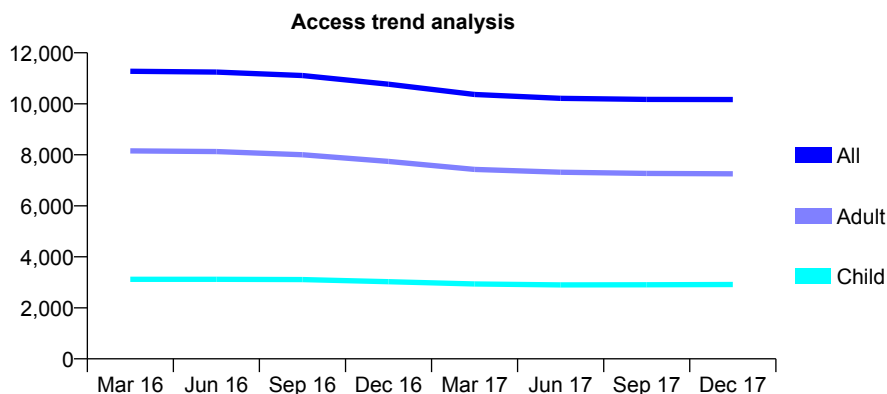
Q59 - Vital Signs At a Glance Contract Report for 118680/0003 - December 2017

Name or company name	Mr P Sitlu & Mr I Bhyat
Contract type name	GDS Contract
Purpose of contract	General and Orthodontic
Contract start date	09/12/2008
Contract end date	

17/18 Contracted general activity (UDA)	30,622
Carry forward general activity (UDA)	0
17/18 Contracted orthodontic activity (UOA)	895
Carry forward orthodontic activity (UOA)	16
Baseline contract value	£685,068.65

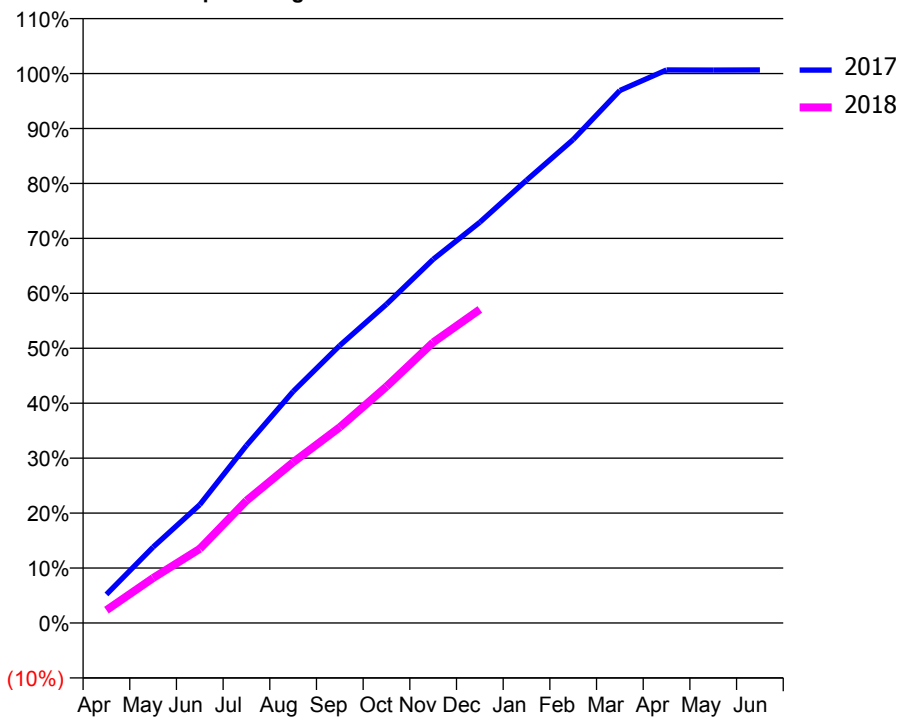
ACCESS*

Patients seen in 24 months	Total	Change since previous quarter
Quarter ending December 2016	10,767	
Quarter ending March 2017	10,365	↓
Quarter ending June 2017	10,214	↓
Quarter ending September 2017	10,175	→
Quarter ending December 2017	10,169	→
Variance since December 2016	(5.6%)	↓



ACTIVITY

Cumulative percentage of contracted UDA delivered 2017 & 2018



Month	Adjusted Scheduled Activity (UDA)	
	2017	2018
April	1,236	719
May	3,288	2,507
June	5,121	4,135
July	7,681	6,819
August	10,021	8,961
September	12,009	10,914
October	13,790	13,178
November	15,737	15,638
December	17,337	17,477
January	19,158	
February	20,918	
March	23,040	
April	23,928	
May	23,920	
June	23,926	

QUALITY

	Quantity	Base Number	Contract	AT	Region	England
% of FP17s for the same patient ID Re-attending within 3 months - Children	357	3,580	10.0%	9.9%	11.8%	12.0%
% of FP17s for the same patient ID Re-attending within 3 months - Adults	925	7,583	12.2%	14.1%	15.3%	15.9%
% of FP17s for the same patient ID Re-attending between 3 & 9 months - Children	2,194	3,580	61.3%	60.8%	59.1%	58.0%
% of FP17s for the same patient ID Re-attending between 3 & 9 months - Adults	4,103	7,583	54.1%	52.9%	51.5%	50.5%
% of FP17s for Band 1 Urgent Courses	680	10,502	6.5%	7.2%	8.0%	9.0%
% of FP17s Relating to Free Repair or Replacements	68	10,502	0.6%	0.8%	0.8%	0.8%
% of FP17s Relating to Continuations	49	10,502	0.5%	1.1%	1.1%	1.1%
% of Patients satisfied with the dentistry they have received	14	15	93.3%	91.6%	91.6%	91.5%
% of Patients satisfied with the time they had to wait for an appointment	14	15	93.3%	86.9%	88.3%	87.9%

* This is based on patients treated on this contract for their most recent course of treatment. Figures in italics indicate the base number of FP17s or Patient Questionnaire responses are less than 100. N/A is shown where the base number of responses is less than 10 during the period. % is calculated as Quantity/Base number*100

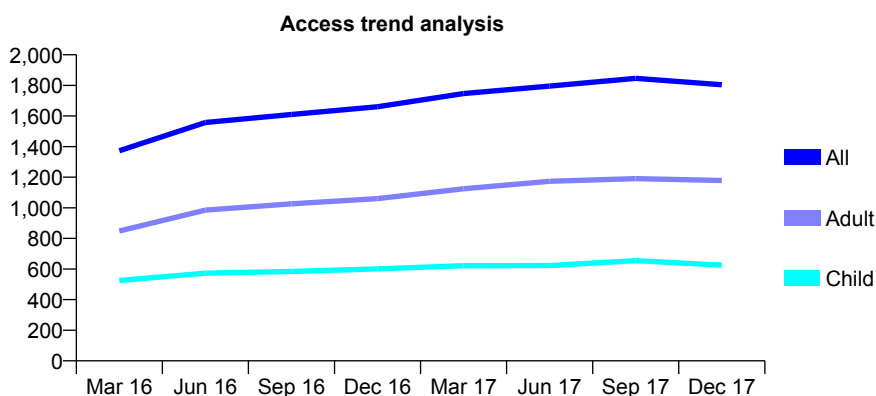
Q59 - Vital Signs At a Glance Contract Report for 121789/0001 - December 2017

Name or company name	Mr C Lucas, Mr M Hamburger, R Ingledeu
Contract type name	GDS Contract
Purpose of contract	General and Orthodontic
Contract start date	01/04/2012
Contract end date	

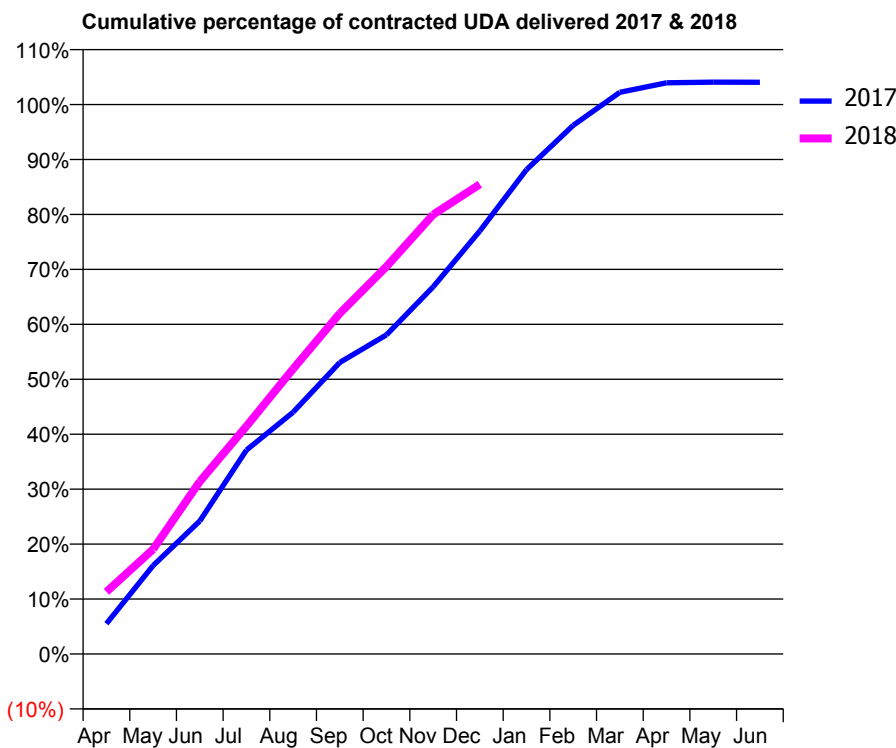
17/18 Contracted general activity (UDA)	4,345
Carry forward general activity (UDA)	-103
17/18 Contracted orthodontic activity (UOA)	1,361
Carry forward orthodontic activity (UOA)	2
Baseline contract value	£210,443.98

ACCESS*

Patients seen in 24 months	Total	Change since previous quarter
Quarter ending December 2016	1,661	
Quarter ending March 2017	1,747	↑
Quarter ending June 2017	1,796	↑
Quarter ending September 2017	1,846	↑
Quarter ending December 2017	1,804	↓
Variance since December 2016	8.6%	↑



ACTIVITY



Month	Adjusted Scheduled Activity (UDA)	
	2017	2018
April	284	492
May	829	828
June	1,245	1,363
July	1,910	1,801
August	2,265	2,255
September	2,730	2,693
October	2,988	3,064
November	3,438	3,475
December	3,960	3,714
January	4,535	
February	4,950	
March	5,259	
April	5,348	
May	5,355	
June	5,354	

QUALITY

	Quantity	Base Number	Contract	AT	Region	England
% of FP17s for the same patient ID Re-attending within 3 months - Children	54	732	7.4%	9.9%	11.8%	12.0%
% of FP17s for the same patient ID Re-attending within 3 months - Adults	192	1,122	17.1%	14.1%	15.3%	15.9%
% of FP17s for the same patient ID Re-attending between 3 & 9 months - Children	278	732	38.0%	60.8%	59.1%	58.0%
% of FP17s for the same patient ID Re-attending between 3 & 9 months - Adults	553	1,122	49.3%	52.9%	51.5%	50.5%
% of FP17s for Band 1 Urgent Courses	155	1,690	9.2%	7.2%	8.0%	9.0%
% of FP17s Relating to Free Repair or Replacements	25	1,690	1.5%	0.8%	0.8%	0.8%
% of FP17s Relating to Continuations	34	1,690	2.0%	1.1%	1.1%	1.1%
% of Patients satisfied with the dentistry they have received	5	5	N/A	91.6%	91.6%	91.5%
% of Patients satisfied with the time they had to wait for an appointment	5	5	N/A	86.9%	88.3%	87.9%

* This is based on patients treated on this contract for their most recent course of treatment. Figures in italics indicate the base number of FP17s or Patient Questionnaire responses are less than 100. N/A is shown where the base number of responses is less than 10 during the period. % is calculated as Quantity/Base number*100

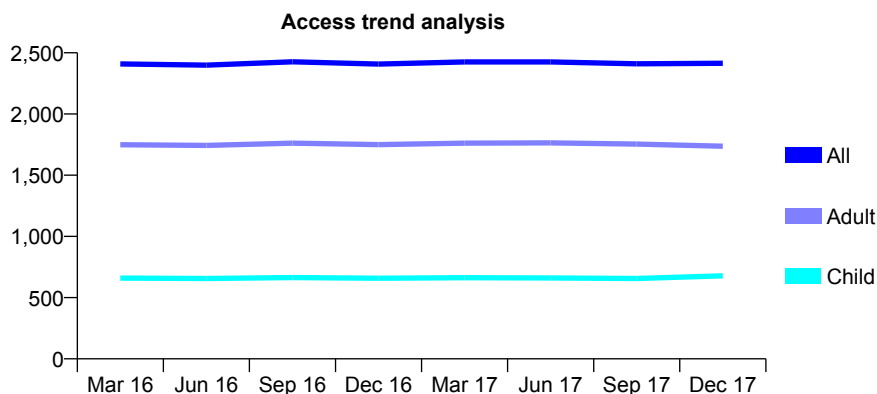
Q59 - Vital Signs At a Glance Contract Report for 123218/0001 - December 2017

Name or company name	Dayadent Limited
Contract type name	GDS Contract
Purpose of contract	General and Orthodontic
Contract start date	01/04/2008
Contract end date	

17/18 Contracted general activity (UDA)	4,952
Carry forward general activity (UDA)	22
17/18 Contracted orthodontic activity (UOA)	1,663
Carry forward orthodontic activity (UOA)	28
Baseline contract value	£274,389.23

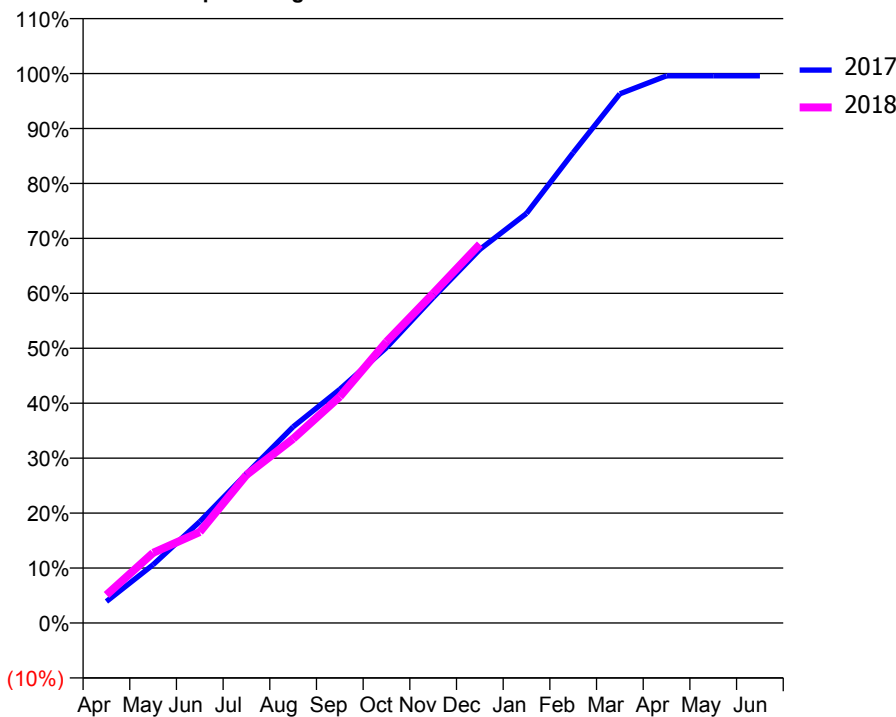
ACCESS*

Patients seen in 24 months	Total	Change since previous quarter
Quarter ending December 2016	2,408	
Quarter ending March 2017	2,425	→
Quarter ending June 2017	2,425	→
Quarter ending September 2017	2,410	→
Quarter ending December 2017	2,415	→
Variance since December 2016	0.3%	→



ACTIVITY

Cumulative percentage of contracted UDA delivered 2017 & 2018



Month	Adjusted Scheduled Activity (UDA)	
	2017	2018
April	214	253
May	579	632
June	1,007	820
July	1,481	1,334
August	1,947	1,660
September	2,318	2,039
October	2,733	2,535
November	3,229	2,970
December	3,707	3,414
January	4,064	
February	4,667	
March	5,251	
April	5,430	
May	5,430	
June	5,430	

QUALITY

	Quantity	Base Number	Contract	AT	Region	England
% of FP17s for the same patient ID Re-attending within 3 months - Children	56	884	6.3%	9.9%	11.8%	12.0%
% of FP17s for the same patient ID Re-attending within 3 months - Adults	88	1,458	6.0%	14.1%	15.3%	15.9%
% of FP17s for the same patient ID Re-attending between 3 & 9 months - Children	496	884	56.1%	60.8%	59.1%	58.0%
% of FP17s for the same patient ID Re-attending between 3 & 9 months - Adults	607	1,458	41.6%	52.9%	51.5%	50.5%
% of FP17s for Band 1 Urgent Courses	70	1,283	5.5%	7.2%	8.0%	9.0%
% of FP17s Relating to Free Repair or Replacements	8	1,283	0.6%	0.8%	0.8%	0.8%
% of FP17s Relating to Continuations	0	1,283	0.0%	1.1%	1.1%	1.1%
% of Patients satisfied with the dentistry they have received	7	7	N/A	91.6%	91.6%	91.5%
% of Patients satisfied with the time they had to wait for an appointment	7	7	N/A	86.9%	88.3%	87.9%

* This is based on patients treated on this contract for their most recent course of treatment. Figures in italics indicate the base number of FP17s or Patient Questionnaire responses are less than 100. N/A is shown where the base number of responses is less than 10 during the period. % is calculated as Quantity/Base number*100

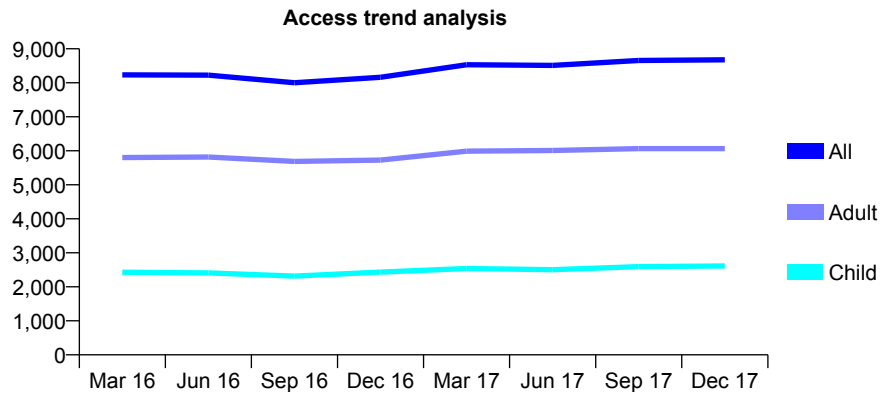
Q59 - Vital Signs At a Glance Contract Report for 124346/0001 - December 2017

Name or company name	Saffron Lane Dental Ltd
Contract type name	GDS Contract
Purpose of contract	General
Contract start date	01/06/2013
Contract end date	

17/18 Contracted general activity (UDA)	26,153
Carry forward general activity (UDA)	0
17/18 Contracted orthodontic activity (UOA)	0
Carry forward orthodontic activity (UOA)	0
Baseline contract value	£565,020.30

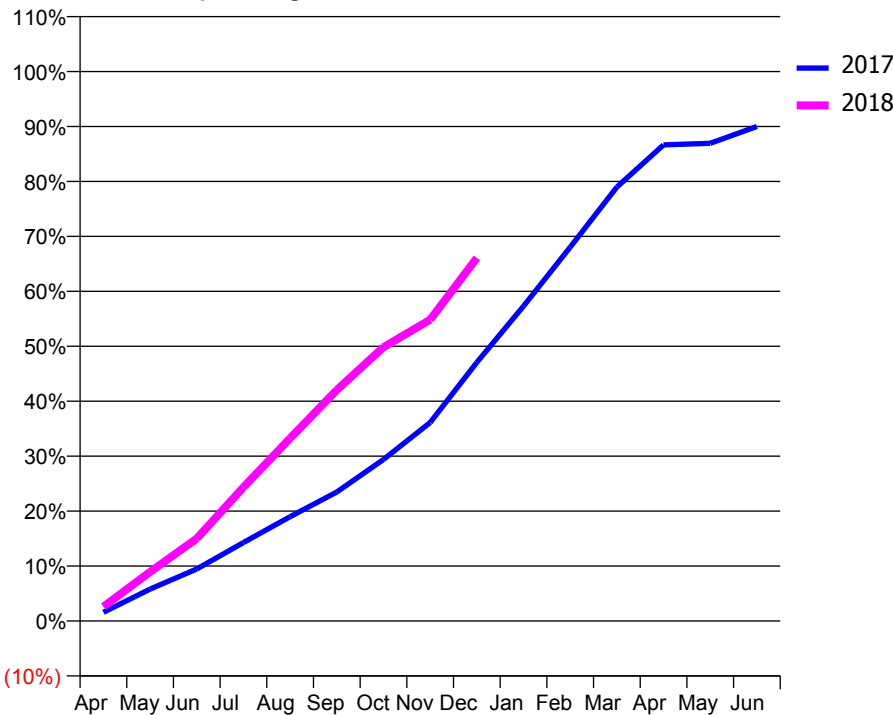
ACCESS*

Patients seen in 24 months	Total	Change since previous quarter
Quarter ending December 2016	8,162	
Quarter ending March 2017	8,530	↑
Quarter ending June 2017	8,513	→
Quarter ending September 2017	8,656	→
Quarter ending December 2017	8,676	→
Variance since December 2016	6.3%	↑



ACTIVITY

Cumulative percentage of contracted UDA delivered 2017 & 2018



Month	Adjusted Scheduled Activity (UDA)	
	2017	2018
April	416	684
May	1,520	2,336
June	2,479	3,928
July	3,733	6,371
August	4,968	8,701
September	6,139	10,995
October	7,686	13,033
November	9,444	14,338
December	12,312	17,276
January	14,986	
February	17,789	
March	20,655	
April	22,661	
May	22,735	
June	23,539	

QUALITY

	Quantity	Base Number	Contract	AT	Region	England
% of FP17s for the same patient ID Re-attending within 3 months - Children	204	2,814	7.2%	9.9%	11.8%	12.0%
% of FP17s for the same patient ID Re-attending within 3 months - Adults	943	6,239	15.1%	14.1%	15.3%	15.9%
% of FP17s for the same patient ID Re-attending between 3 & 9 months - Children	1,561	2,814	55.5%	60.8%	59.1%	58.0%
% of FP17s for the same patient ID Re-attending between 3 & 9 months - Adults	3,174	6,239	50.9%	52.9%	51.5%	50.5%
% of FP17s for Band 1 Urgent Courses	884	7,864	11.2%	7.2%	8.0%	9.0%
% of FP17s Relating to Free Repair or Replacements	111	7,864	1.4%	0.8%	0.8%	0.8%
% of FP17s Relating to Continuations	73	7,864	0.9%	1.1%	1.1%	1.1%
% of Patients satisfied with the dentistry they have received	9	9	N/A	91.6%	91.6%	91.5%
% of Patients satisfied with the time they had to wait for an appointment	6	9	N/A	86.9%	88.3%	87.9%

* This is based on patients treated on this contract for their most recent course of treatment. Figures in italics indicate the base number of FP17s or Patient Questionnaire responses are less than 100. N/A is shown where the base number of responses is less than 10 during the period. % is calculated as Quantity/Base number*100

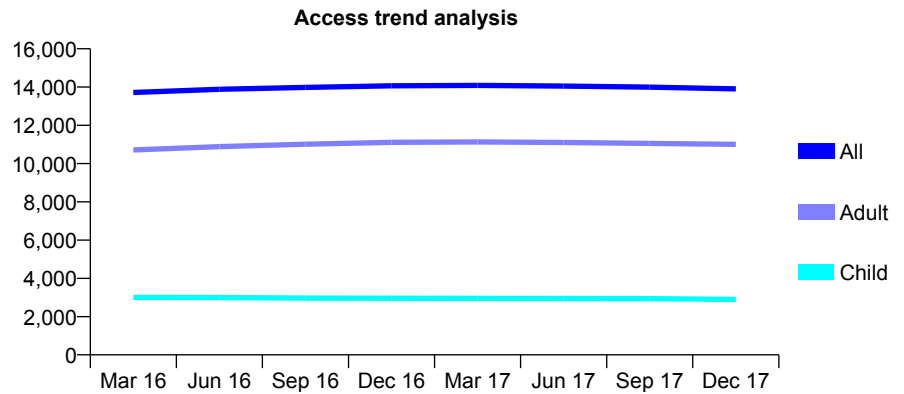
Q59 - Vital Signs At a Glance Contract Report for 126071/0001 - December 2017

Name or company name	Wilson, Edwards & Sanghi
Contract type name	GDS Contract
Purpose of contract	General and Orthodontic
Contract start date	01/04/2006
Contract end date	

17/18 Contracted general activity (UDA)	37,524
Carry forward general activity (UDA)	0
17/18 Contracted orthodontic activity (UOA)	1,334
Carry forward orthodontic activity (UOA)	0
Baseline contract value	£977,154.89

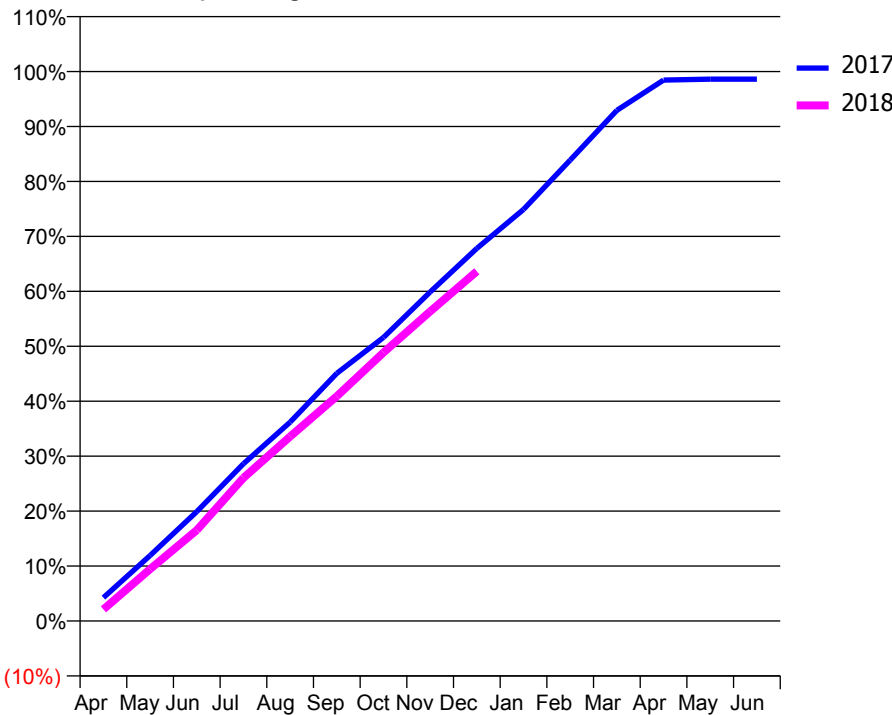
ACCESS*

Patients seen in 24 months	Total	Change since previous quarter
Quarter ending December 2016	14,065	
Quarter ending March 2017	14,083	→
Quarter ending June 2017	14,049	→
Quarter ending September 2017	13,993	→
Quarter ending December 2017	13,907	→
Variance since December 2016	(1.1%)	↓



ACTIVITY

Cumulative percentage of contracted UDA delivered 2017 & 2018



Month	Adjusted Scheduled Activity (UDA)	
	2017	2018
April	1,601	799
May	4,474	3,550
June	7,475	6,201
July	10,743	9,777
August	13,579	12,597
September	16,916	15,351
October	19,367	18,333
November	22,465	21,138
December	25,449	23,879
January	28,104	
February	31,472	
March	34,871	
April	36,936	
May	37,000	
June	37,004	

QUALITY

	Quantity	Base Number	Contract	AT	Region	England
% of FP17s for the same patient ID Re-attending within 3 months - Children	354	3,281	10.8%	9.9%	11.8%	12.0%
% of FP17s for the same patient ID Re-attending within 3 months - Adults	1,295	11,180	11.6%	14.1%	15.3%	15.9%
% of FP17s for the same patient ID Re-attending between 3 & 9 months - Children	1,896	3,281	57.8%	60.8%	59.1%	58.0%
% of FP17s for the same patient ID Re-attending between 3 & 9 months - Adults	5,908	11,180	52.8%	52.9%	51.5%	50.5%
% of FP17s for Band 1 Urgent Courses	807	13,255	6.1%	7.2%	8.0%	9.0%
% of FP17s Relating to Free Repair or Replacements	143	13,255	1.1%	0.8%	0.8%	0.8%
% of FP17s Relating to Continuations	88	13,255	0.7%	1.1%	1.1%	1.1%
% of Patients satisfied with the dentistry they have received	19	20	95.0%	91.6%	91.6%	91.5%
% of Patients satisfied with the time they had to wait for an appointment	20	20	100.0%	86.9%	88.3%	87.9%

* This is based on patients treated on this contract for their most recent course of treatment. Figures in italics indicate the base number of FP17s or Patient Questionnaire responses are less than 100. N/A is shown where the base number of responses is less than 10 during the period. % is calculated as Quantity/Base number*100

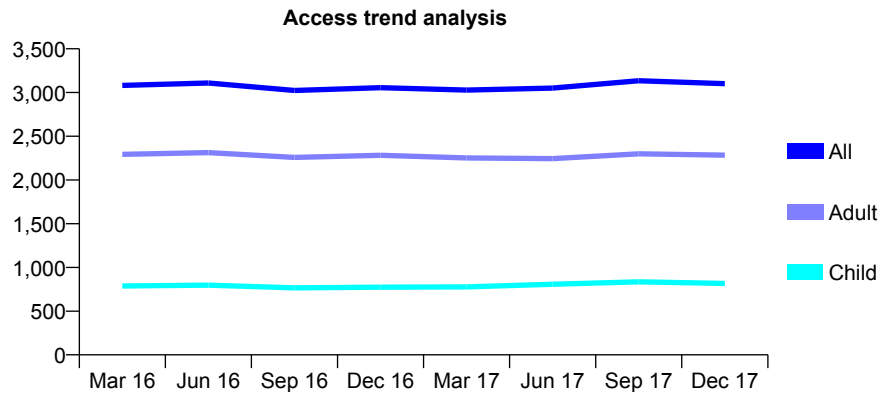
Q59 - Vital Signs At a Glance Contract Report for 126810/0001 - December 2017

Name or company name	Mr B Moroney & Ms N Whitley
Contract type name	GDS Contract
Purpose of contract	General
Contract start date	01/07/2010
Contract end date	

17/18 Contracted general activity (UDA)	8,976
Carry forward general activity (UDA)	-137
17/18 Contracted orthodontic activity (UOA)	0
Carry forward orthodontic activity (UOA)	0
Baseline contract value	£282,428.28

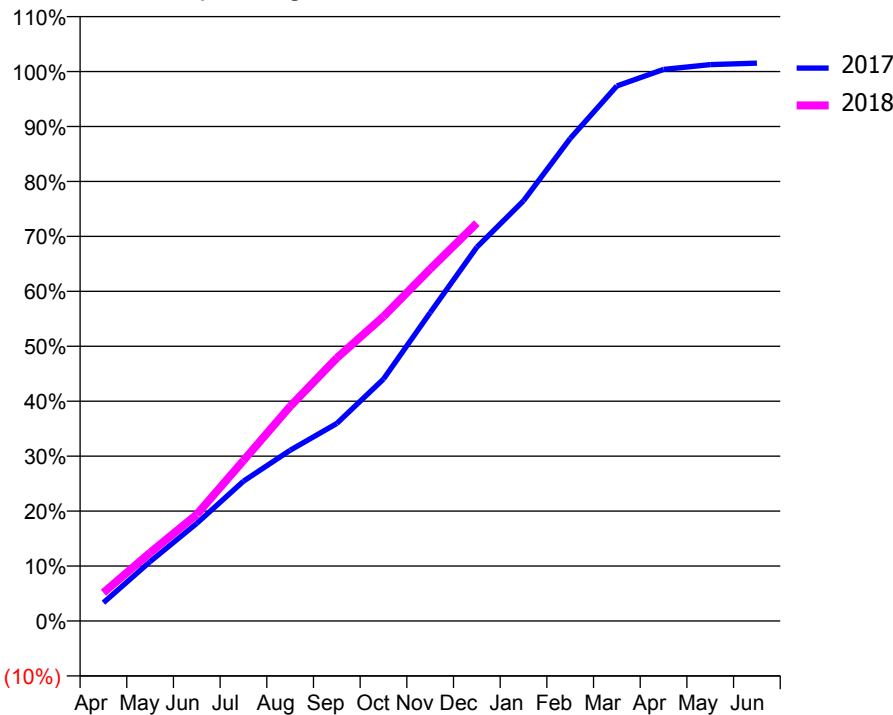
ACCESS*

Patients seen in 24 months	Total	Change since previous quarter
Quarter ending December 2016	3,056	
Quarter ending March 2017	3,028	→
Quarter ending June 2017	3,051	→
Quarter ending September 2017	3,134	↑
Quarter ending December 2017	3,101	↓
Variance since December 2016	1.5%	→



ACTIVITY

Cumulative percentage of contracted UDA delivered 2017 & 2018



Month	Adjusted Scheduled Activity (UDA)	
	2017	2018
April	299	462
May	971	1,116
June	1,597	1,741
July	2,283	2,621
August	2,790	3,506
September	3,227	4,296
October	3,953	4,974
November	5,037	5,749
December	6,106	6,499
January	6,865	
February	7,881	
March	8,739	
April	9,009	
May	9,089	
June	9,113	

QUALITY

	Quantity	Base Number	Contract	AT	Region	England
% of FP17s for the same patient ID Re-attending within 3 months - Children	39	759	5.1%	9.9%	11.8%	12.0%
% of FP17s for the same patient ID Re-attending within 3 months - Adults	234	2,001	11.7%	14.1%	15.3%	15.9%
% of FP17s for the same patient ID Re-attending between 3 & 9 months - Children	416	759	54.8%	60.8%	59.1%	58.0%
% of FP17s for the same patient ID Re-attending between 3 & 9 months - Adults	862	2,001	43.1%	52.9%	51.5%	50.5%
% of FP17s for Band 1 Urgent Courses	168	2,636	6.4%	7.2%	8.0%	9.0%
% of FP17s Relating to Free Repair or Replacements	17	2,636	0.6%	0.8%	0.8%	0.8%
% of FP17s Relating to Continuations	33	2,636	1.3%	1.1%	1.1%	1.1%
% of Patients satisfied with the dentistry they have received	5	6	N/A	91.6%	91.6%	91.5%
% of Patients satisfied with the time they had to wait for an appointment	5	6	N/A	86.9%	88.3%	87.9%

* This is based on patients treated on this contract for their most recent course of treatment. Figures in italics indicate the base number of FP17s or Patient Questionnaire responses are less than 100. N/A is shown where the base number of responses is less than 10 during the period. % is calculated as Quantity/Base number*100

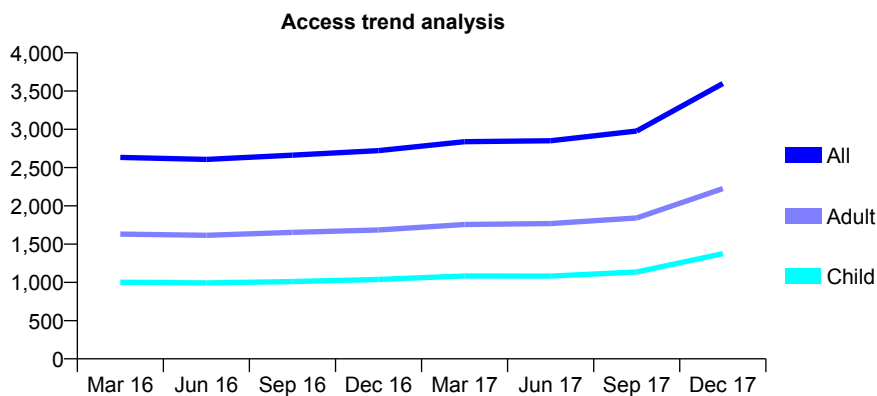
Q59 - Vital Signs At a Glance Contract Report for 127078/0001 - December 2017

Name or company name	The Whitehouse Surgery Ltd
Contract type name	GDS Contract
Purpose of contract	General
Contract start date	02/02/2009
Contract end date	

17/18 Contracted general activity (UDA)	7,884
Carry forward general activity (UDA)	-45
17/18 Contracted orthodontic activity (UOA)	0
Carry forward orthodontic activity (UOA)	0
Baseline contract value	£174,658.54

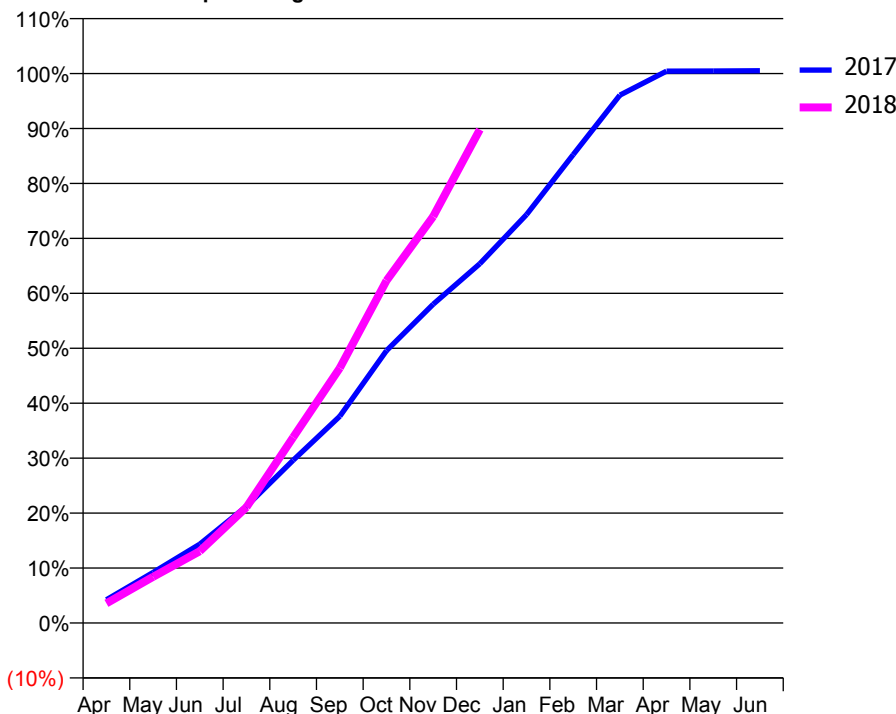
ACCESS*

Patients seen in 24 months	Total	Change since previous quarter
Quarter ending December 2016	2,722	
Quarter ending March 2017	2,839	↑
Quarter ending June 2017	2,850	→
Quarter ending September 2017	2,977	↑
Quarter ending December 2017	3,599	↑
Variance since December 2016	32.2%	↑



ACTIVITY

Cumulative percentage of contracted UDA delivered 2017 & 2018



Month	Adjusted Scheduled Activity (UDA)	
	2017	2018
April	385	282
May	838	663
June	1,305	1,030
July	1,930	1,661
August	2,690	2,664
September	3,418	3,660
October	4,503	4,913
November	5,270	5,832
December	5,940	7,080
January	6,751	
February	7,743	
March	8,726	
April	9,123	
May	9,126	
June	9,129	

QUALITY

	Quantity	Base Number	Contract	AT	Region	England
% of FP17s for the same patient ID Re-attending within 3 months - Children	64	1,341	4.8%	9.9%	11.8%	12.0%
% of FP17s for the same patient ID Re-attending within 3 months - Adults	232	2,117	11.0%	14.1%	15.3%	15.9%
% of FP17s for the same patient ID Re-attending between 3 & 9 months - Children	486	1,341	36.2%	60.8%	59.1%	58.0%
% of FP17s for the same patient ID Re-attending between 3 & 9 months - Adults	691	2,117	32.6%	52.9%	51.5%	50.5%
% of FP17s for Band 1 Urgent Courses	208	3,276	6.3%	7.2%	8.0%	9.0%
% of FP17s Relating to Free Repair or Replacements	6	3,276	0.2%	0.8%	0.8%	0.8%
% of FP17s Relating to Continuations	19	3,276	0.6%	1.1%	1.1%	1.1%
% of Patients satisfied with the dentistry they have received	1	1	N/A	91.6%	91.6%	91.5%
% of Patients satisfied with the time they had to wait for an appointment	0	1	N/A	86.9%	88.3%	87.9%

* This is based on patients treated on this contract for their most recent course of treatment. Figures in italics indicate the base number of FP17s or Patient Questionnaire responses are less than 100. N/A is shown where the base number of responses is less than 10 during the period. % is calculated as Quantity/Base number*100

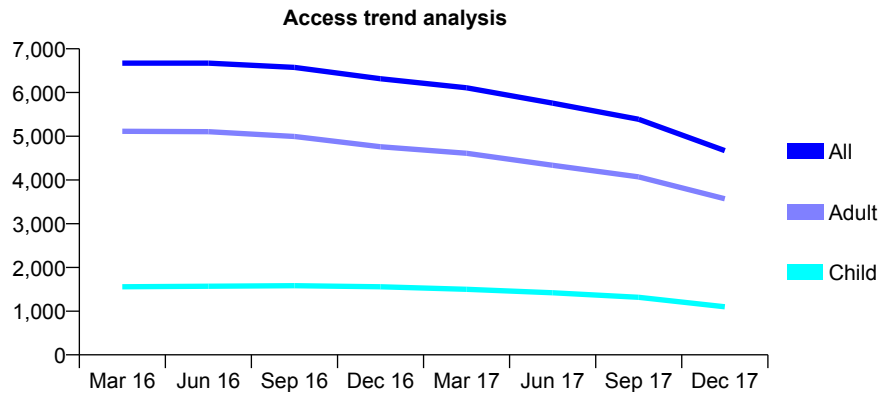
Q59 - Vital Signs At a Glance Contract Report for 127337/0001 - December 2017

Name or company name	1A Dental Practice Ltd
Contract type name	PDS Plus Contract
Purpose of contract	General
Contract start date	13/09/2010
Contract end date	31/08/2017

17/18 Contracted general activity (UDA)	8,750
Carry forward general activity (UDA)	0
17/18 Contracted orthodontic activity (UOA)	0
Carry forward orthodontic activity (UOA)	0
Baseline contract value	£108,761.05

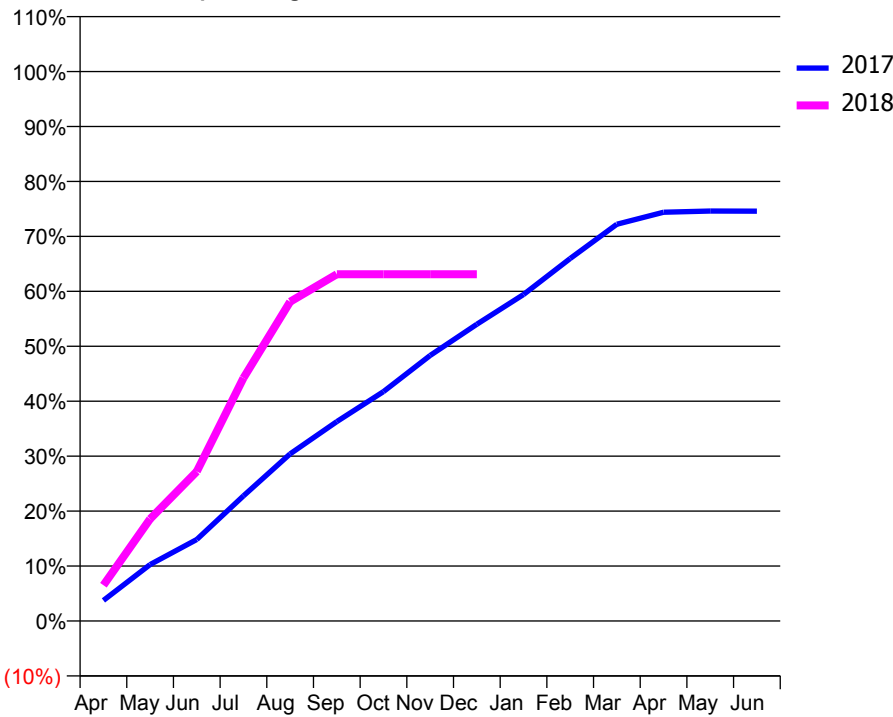
ACCESS*

Patients seen in 24 months	Total	Change since previous quarter
Quarter ending December 2016	6,316	
Quarter ending March 2017	6,108	↓
Quarter ending June 2017	5,756	↓
Quarter ending September 2017	5,387	↓
Quarter ending December 2017	4,672	↓
Variance since December 2016	(26.0%)	↓



ACTIVITY

Cumulative percentage of contracted UDA delivered 2017 & 2018



Month	Adjusted Scheduled Activity (UDA)	
	2017	2018
April	788	570
May	2,159	1,624
June	3,114	2,381
July	4,785	3,870
August	6,387	5,085
September	7,619	5,523
October	8,768	5,523
November	10,147	5,523
December	11,341	5,523
January	12,476	
February	13,855	
March	15,163	
April	15,622	
May	15,666	
June	15,660	

QUALITY

	Quantity	Base Number	Contract	AT	Region	England
% of FP17s for the same patient ID Re-attending within 3 months - Children	44	575	7.7%	9.9%	11.8%	12.0%
% of FP17s for the same patient ID Re-attending within 3 months - Adults	325	1,918	16.9%	14.1%	15.3%	15.9%
% of FP17s for the same patient ID Re-attending between 3 & 9 months - Children	223	575	38.8%	60.8%	59.1%	58.0%
% of FP17s for the same patient ID Re-attending between 3 & 9 months - Adults	647	1,918	33.7%	52.9%	51.5%	50.5%
% of FP17s for Band 1 Urgent Courses	394	2,317	17.0%	7.2%	8.0%	9.0%
% of FP17s Relating to Free Repair or Replacements	49	2,317	2.1%	0.8%	0.8%	0.8%
% of FP17s Relating to Continuations	77	2,317	3.3%	1.1%	1.1%	1.1%
% of Patients satisfied with the dentistry they have received	15	15	100.0%	91.6%	91.6%	91.5%
% of Patients satisfied with the time they had to wait for an appointment	12	15	80.0%	86.9%	88.3%	87.9%

* This is based on patients treated on this contract for their most recent course of treatment. Figures in italics indicate the base number of FP17s or Patient Questionnaire responses are less than 100. N/A is shown where the base number of responses is less than 10 during the period. % is calculated as Quantity/Base number*100

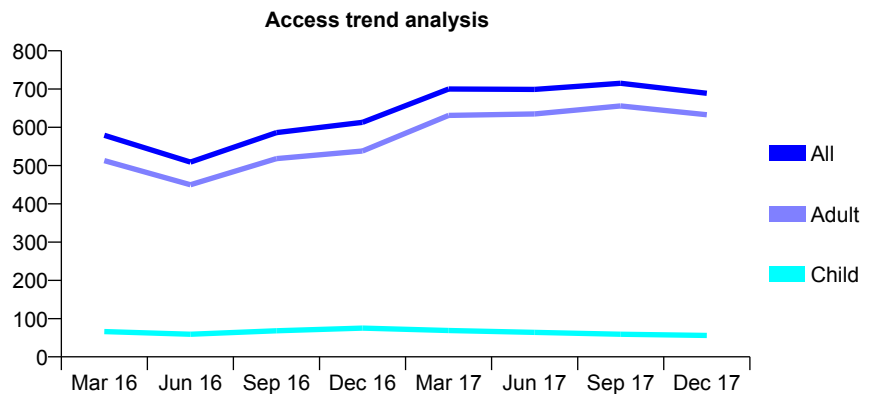
Q59 - Vital Signs At a Glance Contract Report for 127957/0007 - December 2017

Name or company name	Derbyshire Community Health Services
Contract type name	PDS Contract
Purpose of contract	General
Contract start date	01/07/2011
Contract end date	30/11/2017

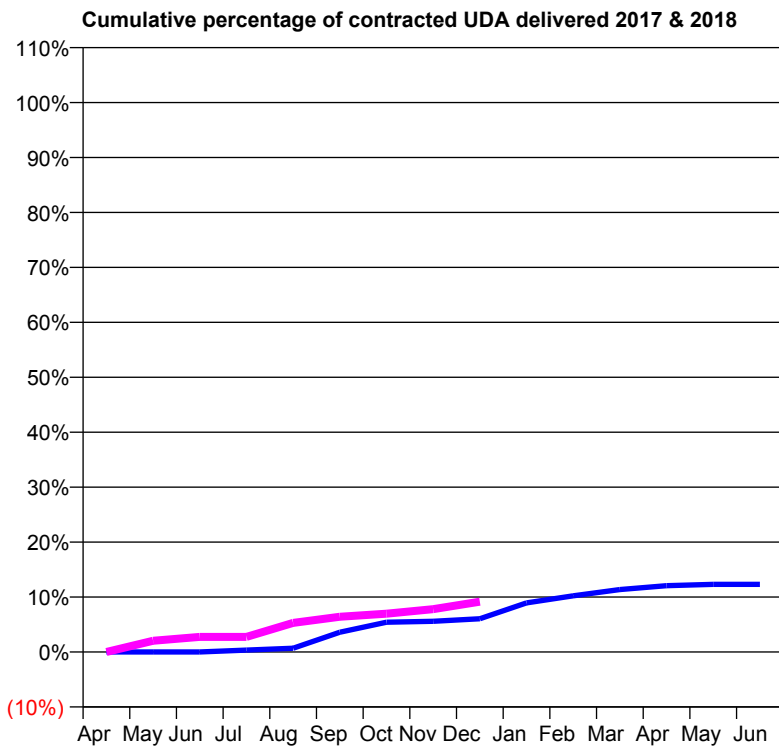
17/18 Contracted general activity (UDA)	6,751
Carry forward general activity (UDA)	0
17/18 Contracted orthodontic activity (UOA)	0
Carry forward orthodontic activity (UOA)	0
Baseline contract value	£2,256,185.84

ACCESS*

Patients seen in 24 months	Total	Change since previous quarter
Quarter ending December 2016	613	
Quarter ending March 2017	700	↑
Quarter ending June 2017	699	→
Quarter ending September 2017	715	↑
Quarter ending December 2017	689	↓
Variance since December 2016	12.4%	↑



ACTIVITY



Month	Adjusted Scheduled Activity (UDA)	
	2017	2018
April	0	0
May	0	139
June	0	186
July	36	186
August	70	358
September	366	433
October	550	472
November	568	527
December	613	618
January	905	-
February	1,035	-
March	1,151	-
April	1,223	-
May	1,246	-
June	1,246	-

QUALITY

	Quantity	Base Number	Contract	AT	Region	England
% of FP17s for the same patient ID Re-attending within 3 months - Children	0	79	0.0%	9.9%	11.8%	12.0%
% of FP17s for the same patient ID Re-attending within 3 months - Adults	4	569	0.7%	14.1%	15.3%	15.9%
% of FP17s for the same patient ID Re-attending between 3 & 9 months - Children	1	79	1.3%	60.8%	59.1%	58.0%
% of FP17s for the same patient ID Re-attending between 3 & 9 months - Adults	1	569	0.2%	52.9%	51.5%	50.5%
% of FP17s for Band 1 Urgent Courses	566	569	99.5%	7.2%	8.0%	9.0%
% of FP17s Relating to Free Repair or Replacements	0	569	0.0%	0.8%	0.8%	0.8%
% of FP17s Relating to Continuations	0	569	0.0%	1.1%	1.1%	1.1%
% of Patients satisfied with the dentistry they have received	2	2	N/A	91.6%	91.6%	91.5%
% of Patients satisfied with the time they had to wait for an appointment	2	2	N/A	86.9%	88.3%	87.9%

* This is based on patients treated on this contract for their most recent course of treatment. Figures in italics indicate the base number of FP17s or Patient Questionnaire responses are less than 100. N/A is shown where the base number of responses is less than 10 during the period. % is calculated as Quantity/Base number*100

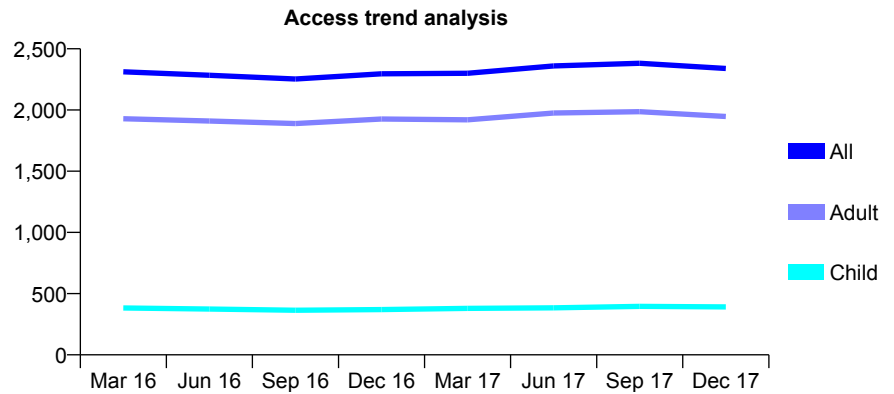
Q59 - Vital Signs At a Glance Contract Report for 129194/0001 - December 2017

Name or company name	Mr N Anand & Mr M Sheikh
Contract type name	GDS Contract
Purpose of contract	General
Contract start date	01/08/2013
Contract end date	

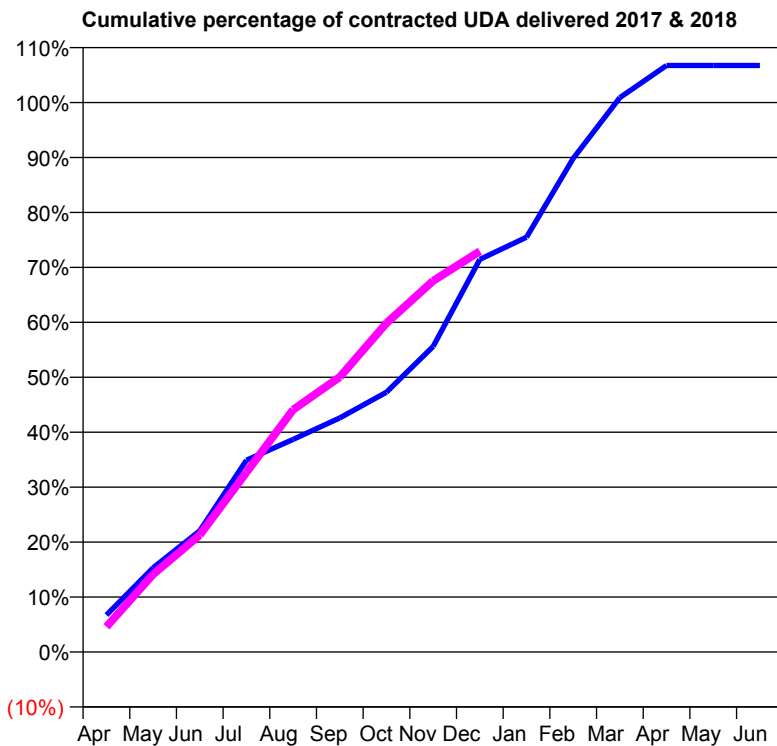
17/18 Contracted general activity (UDA)	5,459
Carry forward general activity (UDA)	-95
17/18 Contracted orthodontic activity (UOA)	0
Carry forward orthodontic activity (UOA)	0
Baseline contract value	£147,587.82

ACCESS*

Patients seen in 24 months	Total	Change since previous quarter
Quarter ending December 2016	2,296	
Quarter ending March 2017	2,300	→
Quarter ending June 2017	2,360	↑
Quarter ending September 2017	2,382	→
Quarter ending December 2017	2,339	↓
Variance since December 2016	1.9%	→



ACTIVITY



Month	Adjusted Scheduled Activity (UDA)	
	2017	2018
April	321	251
May	729	771
June	1,050	1,163
July	1,661	1,785
August	1,841	2,408
September	2,028	2,732
October	2,250	3,267
November	2,646	3,688
December	3,400	3,982
January	3,592	
February	4,275	
March	4,802	
April	5,079	
May	5,079	
June	5,079	

QUALITY

	Quantity	Base Number	Contract	AT	Region	England
% of FP17s for the same patient ID Re-attending within 3 months - Children	18	403	4.5%	9.9%	11.8%	12.0%
% of FP17s for the same patient ID Re-attending within 3 months - Adults	214	1,689	12.7%	14.1%	15.3%	15.9%
% of FP17s for the same patient ID Re-attending between 3 & 9 months - Children	207	403	51.4%	60.8%	59.1%	58.0%
% of FP17s for the same patient ID Re-attending between 3 & 9 months - Adults	766	1,689	45.4%	52.9%	51.5%	50.5%
% of FP17s for Band 1 Urgent Courses	65	1,943	3.3%	7.2%	8.0%	9.0%
% of FP17s Relating to Free Repair or Replacements	33	1,943	1.7%	0.8%	0.8%	0.8%
% of FP17s Relating to Continuations	35	1,943	1.8%	1.1%	1.1%	1.1%
% of Patients satisfied with the dentistry they have received	5	6	N/A	91.6%	91.6%	91.5%
% of Patients satisfied with the time they had to wait for an appointment	5	6	N/A	86.9%	88.3%	87.9%

* This is based on patients treated on this contract for their most recent course of treatment. Figures in italics indicate the base number of FP17s or Patient Questionnaire responses are less than 100. N/A is shown where the base number of responses is less than 10 during the period. % is calculated as Quantity/Base number*100

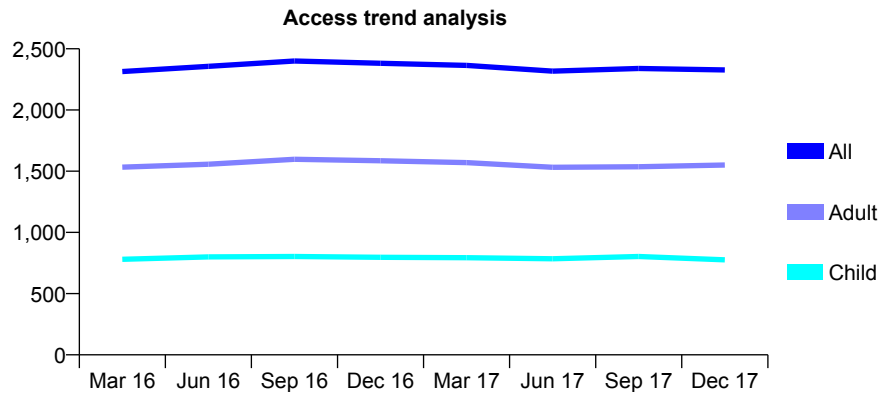
Q59 - Vital Signs At a Glance Contract Report for 129976/0001 - December 2017

Name or company name	Gorse Covert Dental Practice Ltd
Contract type name	GDS Contract
Purpose of contract	General
Contract start date	01/04/2010
Contract end date	

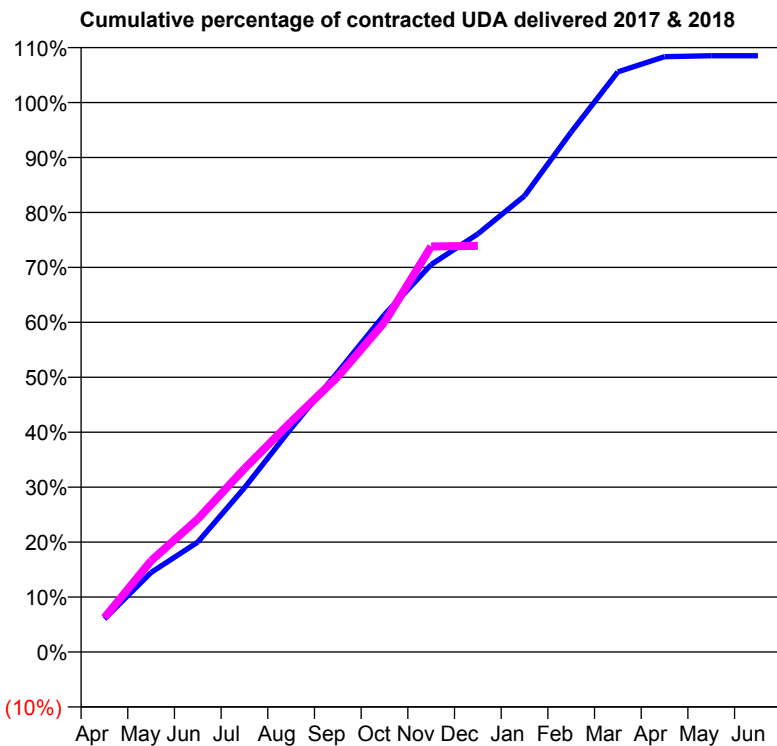
17/18 Contracted general activity (UDA)	3,225
Carry forward general activity (UDA)	-65
17/18 Contracted orthodontic activity (UOA)	0
Carry forward orthodontic activity (UOA)	0
Baseline contract value	£83,734.55

ACCESS*

Patients seen in 24 months	Total	Change since previous quarter
Quarter ending December 2016	2,382	
Quarter ending March 2017	2,364	→
Quarter ending June 2017	2,317	↓
Quarter ending September 2017	2,339	→
Quarter ending December 2017	2,327	→
Variance since December 2016	(2.3%)	↓



ACTIVITY



Adjusted Scheduled Activity (UDA)		
Month	2017	2018
April	194	201
May	467	536
June	645	780
July	964	1,076
August	1,313	1,352
September	1,643	1,616
October	1,980	1,936
November	2,274	2,380
December	2,454	2,383
January	2,677	
February	3,052	
March	3,404	
April	3,494	
May	3,500	
June	3,500	

QUALITY

	Quantity	Base Number	Contract	AT	Region	England
% of FP17s for the same patient ID Re-attending within 3 months - Children	61	875	7.0%	9.9%	11.8%	12.0%
% of FP17s for the same patient ID Re-attending within 3 months - Adults	227	1,593	14.2%	14.1%	15.3%	15.9%
% of FP17s for the same patient ID Re-attending between 3 & 9 months - Children	552	875	63.1%	60.8%	59.1%	58.0%
% of FP17s for the same patient ID Re-attending between 3 & 9 months - Adults	761	1,593	47.8%	52.9%	51.5%	50.5%
% of FP17s for Band 1 Urgent Courses	86	1,508	5.7%	7.2%	8.0%	9.0%
% of FP17s Relating to Free Repair or Replacements	4	1,508	0.3%	0.8%	0.8%	0.8%
% of FP17s Relating to Continuations	2	1,508	0.1%	1.1%	1.1%	1.1%
% of Patients satisfied with the dentistry they have received	0	0	N/A	91.6%	91.6%	91.5%
% of Patients satisfied with the time they had to wait for an appointment	0	0	N/A	86.9%	88.3%	87.9%

* This is based on patients treated on this contract for their most recent course of treatment. Figures in italics indicate the base number of FP17s or Patient Questionnaire responses are less than 100. N/A is shown where the base number of responses is less than 10 during the period. % is calculated as Quantity/Base number*100

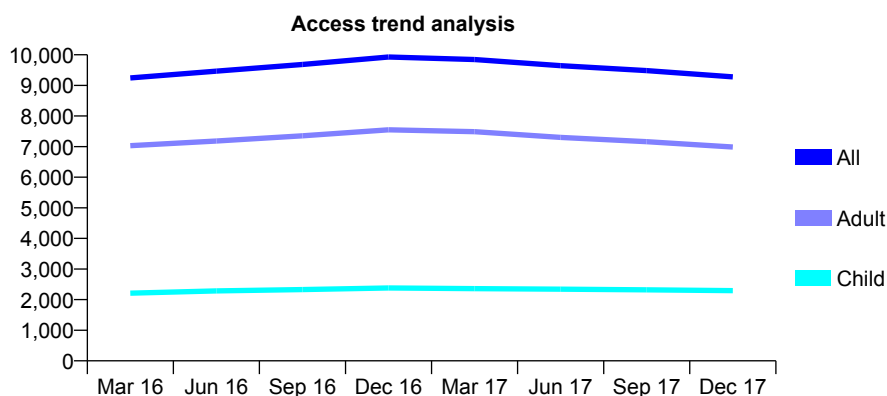
Q59 - Vital Signs At a Glance Contract Report for 131911/0001 - December 2017

Name or company name	Carholme Dental Limited
Contract type name	GDS Contract
Purpose of contract	General
Contract start date	01/02/2014
Contract end date	

17/18 Contracted general activity (UDA)	29,731
Carry forward general activity (UDA)	572
17/18 Contracted orthodontic activity (UOA)	0
Carry forward orthodontic activity (UOA)	0
Baseline contract value	£662,830.67

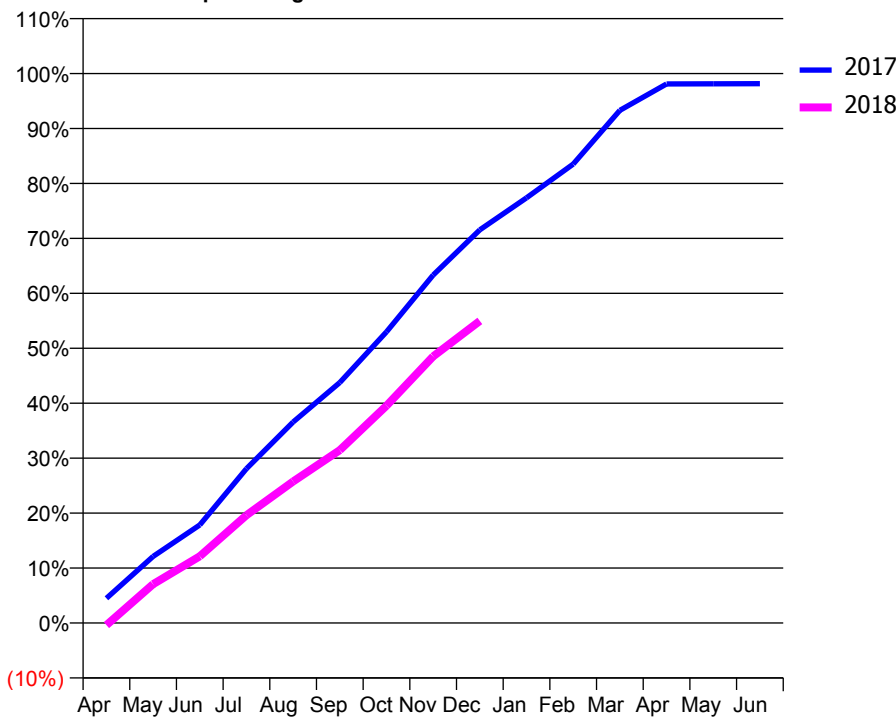
ACCESS*

Patients seen in 24 months	Total	Change since previous quarter
Quarter ending December 2016	9,928	
Quarter ending March 2017	9,846	→
Quarter ending June 2017	9,643	↓
Quarter ending September 2017	9,482	↓
Quarter ending December 2017	9,279	↓
Variance since December 2016	(6.5%)	↓



ACTIVITY

Cumulative percentage of contracted UDA delivered 2017 & 2018



Month	Adjusted Scheduled Activity (UDA)	
	2017	2018
April	1,382	-118
May	3,728	2,103
June	5,481	3,612
July	8,631	5,831
August	11,244	7,658
September	13,447	9,357
October	16,284	11,759
November	19,463	14,426
December	21,988	16,348
January	23,775	
February	25,663	
March	28,670	
April	30,145	
May	30,156	
June	30,159	

QUALITY

	Quantity	Base Number	Contract	AT	Region	England
% of FP17s for the same patient ID Re-attending within 3 months - Children	192	2,205	8.7%	9.9%	11.8%	12.0%
% of FP17s for the same patient ID Re-attending within 3 months - Adults	974	6,511	15.0%	14.1%	15.3%	15.9%
% of FP17s for the same patient ID Re-attending between 3 & 9 months - Children	1,193	2,205	54.1%	60.8%	59.1%	58.0%
% of FP17s for the same patient ID Re-attending between 3 & 9 months - Adults	3,787	6,511	58.2%	52.9%	51.5%	50.5%
% of FP17s for Band 1 Urgent Courses	782	8,194	9.5%	7.2%	8.0%	9.0%
% of FP17s Relating to Free Repair or Replacements	62	8,194	0.8%	0.8%	0.8%	0.8%
% of FP17s Relating to Continuations	32	8,194	0.4%	1.1%	1.1%	1.1%
% of Patients satisfied with the dentistry they have received	16	18	88.9%	91.6%	91.6%	91.5%
% of Patients satisfied with the time they had to wait for an appointment	15	18	83.3%	86.9%	88.3%	87.9%

* This is based on patients treated on this contract for their most recent course of treatment. Figures in italics indicate the base number of FP17s or Patient Questionnaire responses are less than 100. N/A is shown where the base number of responses is less than 10 during the period. % is calculated as Quantity/Base number*100

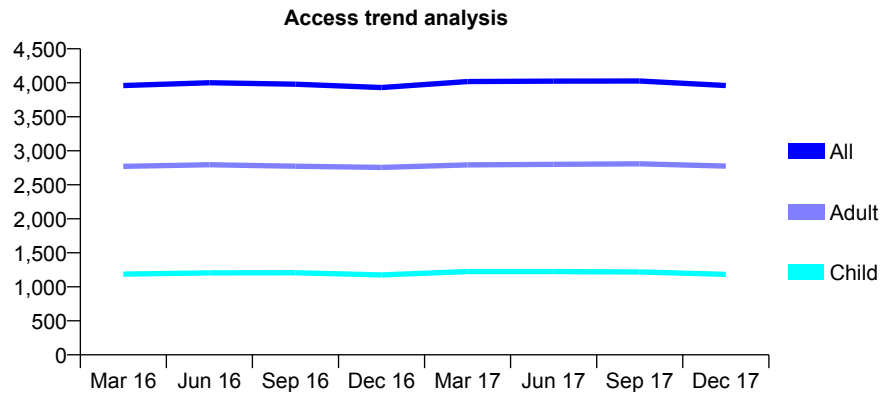
Q59 - Vital Signs At a Glance Contract Report for 134120/0001 - December 2017

Name or company name	Doncaster Road Dental Practice Ltd
Contract type name	GDS Contract
Purpose of contract	General
Contract start date	04/09/2009
Contract end date	

17/18 Contracted general activity (UDA)	13,458
Carry forward general activity (UDA)	-5
17/18 Contracted orthodontic activity (UOA)	0
Carry forward orthodontic activity (UOA)	0
Baseline contract value	£305,943.70

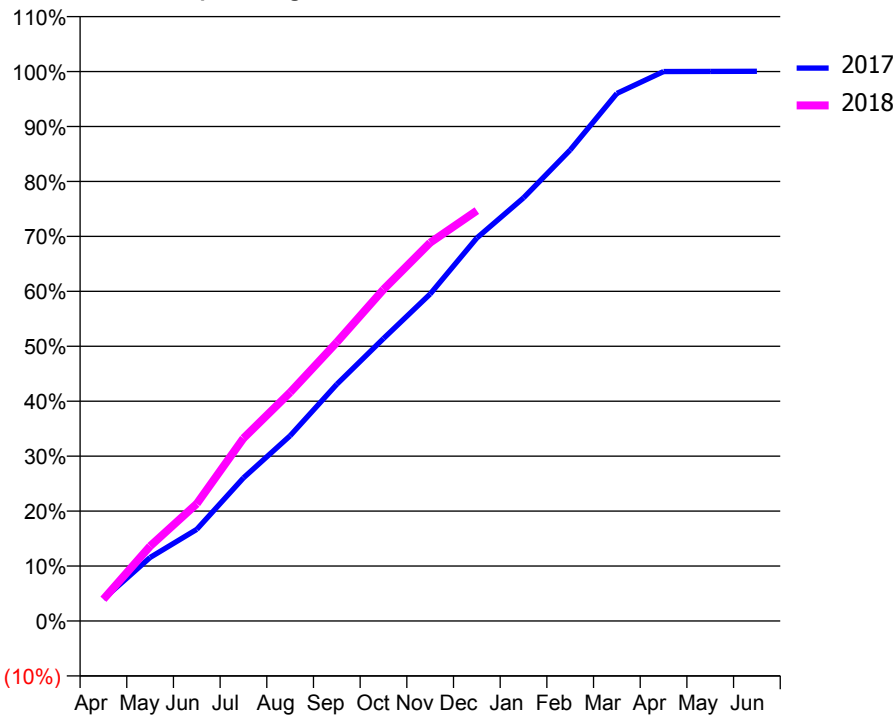
ACCESS*

Patients seen in 24 months	Total	Change since previous quarter
Quarter ending December 2016	3,931	
Quarter ending March 2017	4,018	↑
Quarter ending June 2017	4,025	→
Quarter ending September 2017	4,027	→
Quarter ending December 2017	3,959	↓
Variance since December 2016	0.7%	→



ACTIVITY

Cumulative percentage of contracted UDA delivered 2017 & 2018



Month	Adjusted Scheduled Activity (UDA)	
	2017	2018
April	599	535
May	1,730	1,833
June	2,495	2,872
July	3,898	4,476
August	5,042	5,599
September	6,447	6,827
October	7,691	8,120
November	8,901	9,266
December	10,425	10,052
January	11,518	
February	12,823	
March	14,360	
April	14,959	
May	14,961	
June	14,963	

QUALITY

	Quantity	Base Number	Contract	AT	Region	England
% of FP17s for the same patient ID Re-attending within 3 months - Children	130	1,457	8.9%	9.9%	11.8%	12.0%
% of FP17s for the same patient ID Re-attending within 3 months - Adults	539	3,080	17.5%	14.1%	15.3%	15.9%
% of FP17s for the same patient ID Re-attending between 3 & 9 months - Children	1,008	1,457	69.2%	60.8%	59.1%	58.0%
% of FP17s for the same patient ID Re-attending between 3 & 9 months - Adults	1,773	3,080	57.6%	52.9%	51.5%	50.5%
% of FP17s for Band 1 Urgent Courses	396	4,291	9.2%	7.2%	8.0%	9.0%
% of FP17s Relating to Free Repair or Replacements	9	4,291	0.2%	0.8%	0.8%	0.8%
% of FP17s Relating to Continuations	7	4,291	0.2%	1.1%	1.1%	1.1%
% of Patients satisfied with the dentistry they have received	7	7	N/A	91.6%	91.6%	91.5%
% of Patients satisfied with the time they had to wait for an appointment	7	7	N/A	86.9%	88.3%	87.9%

* This is based on patients treated on this contract for their most recent course of treatment. Figures in italics indicate the base number of FP17s or Patient Questionnaire responses are less than 100. N/A is shown where the base number of responses is less than 10 during the period. % is calculated as Quantity/Base number*100

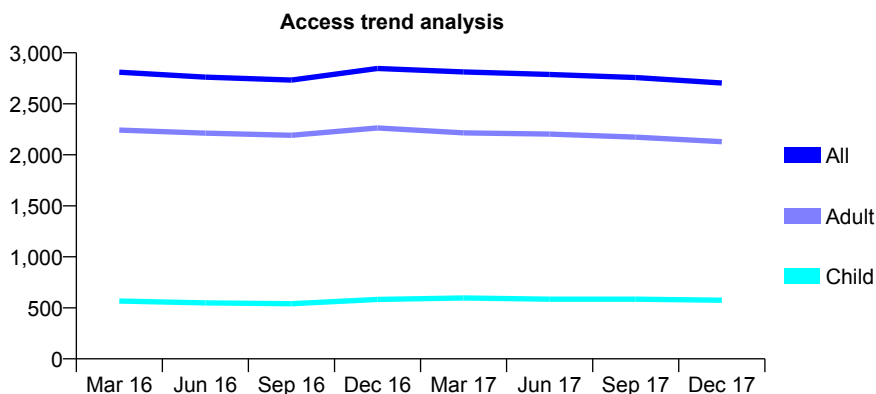
Q59 - Vital Signs At a Glance Contract Report for 136131/0001 - December 2017

Name or company name	Uppingham & Upperton Dental Practice Ltd
Contract type name	GDS Contract
Purpose of contract	General
Contract start date	07/09/2009
Contract end date	

17/18 Contracted general activity (UDA)	6,638
Carry forward general activity (UDA)	-154
17/18 Contracted orthodontic activity (UOA)	0
Carry forward orthodontic activity (UOA)	0
Baseline contract value	£172,614.93

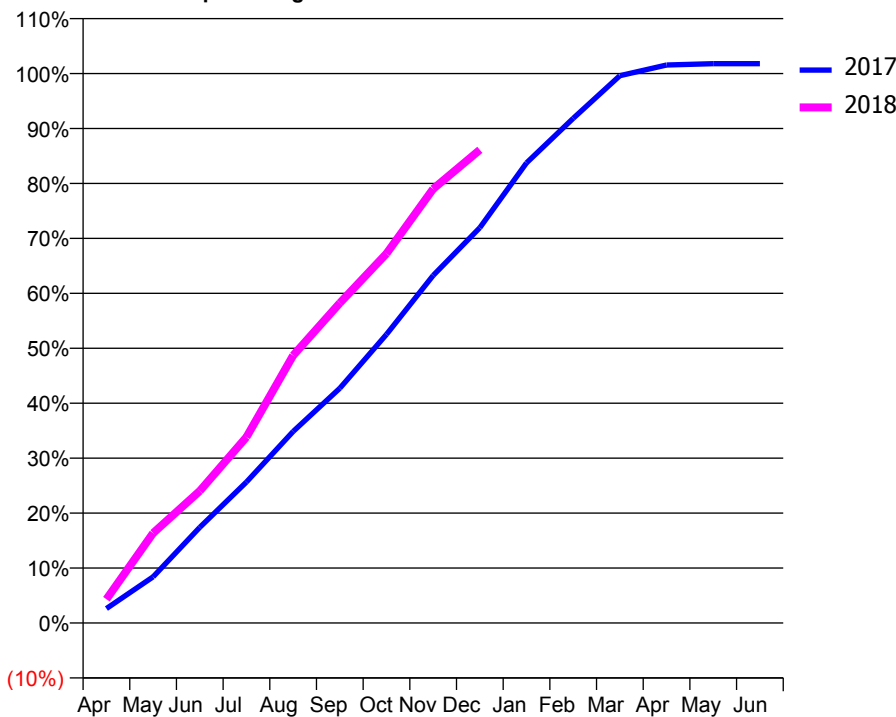
ACCESS*

Patients seen in 24 months	Total	Change since previous quarter
Quarter ending December 2016	2,846	
Quarter ending March 2017	2,812	↓
Quarter ending June 2017	2,788	→
Quarter ending September 2017	2,758	↓
Quarter ending December 2017	2,704	↓
Variance since December 2016	(5.0%)	↓



ACTIVITY

Cumulative percentage of contracted UDA delivered 2017 & 2018



Month	Adjusted Scheduled Activity (UDA)	
	2017	2018
April	227	287
May	725	1,086
June	1,505	1,595
July	2,216	2,247
August	3,012	3,232
September	3,691	3,866
October	4,537	4,462
November	5,464	5,245
December	6,213	5,716
January	7,233	
February	7,933	
March	8,603	
April	8,771	
May	8,792	
June	8,792	

QUALITY

	Quantity	Base Number	Contract	AT	Region	England
% of FP17s for the same patient ID Re-attending within 3 months - Children	57	728	7.8%	9.9%	11.8%	12.0%
% of FP17s for the same patient ID Re-attending within 3 months - Adults	477	2,440	19.5%	14.1%	15.3%	15.9%
% of FP17s for the same patient ID Re-attending between 3 & 9 months - Children	534	728	73.4%	60.8%	59.1%	58.0%
% of FP17s for the same patient ID Re-attending between 3 & 9 months - Adults	1,595	2,440	65.4%	52.9%	51.5%	50.5%
% of FP17s for Band 1 Urgent Courses	259	3,056	8.5%	7.2%	8.0%	9.0%
% of FP17s Relating to Free Repair or Replacements	31	3,056	1.0%	0.8%	0.8%	0.8%
% of FP17s Relating to Continuations	22	3,056	0.7%	1.1%	1.1%	1.1%
% of Patients satisfied with the dentistry they have received	6	6	N/A	91.6%	91.6%	91.5%
% of Patients satisfied with the time they had to wait for an appointment	6	6	N/A	86.9%	88.3%	87.9%

* This is based on patients treated on this contract for their most recent course of treatment. Figures in italics indicate the base number of FP17s or Patient Questionnaire responses are less than 100. N/A is shown where the base number of responses is less than 10 during the period. % is calculated as Quantity/Base number*100

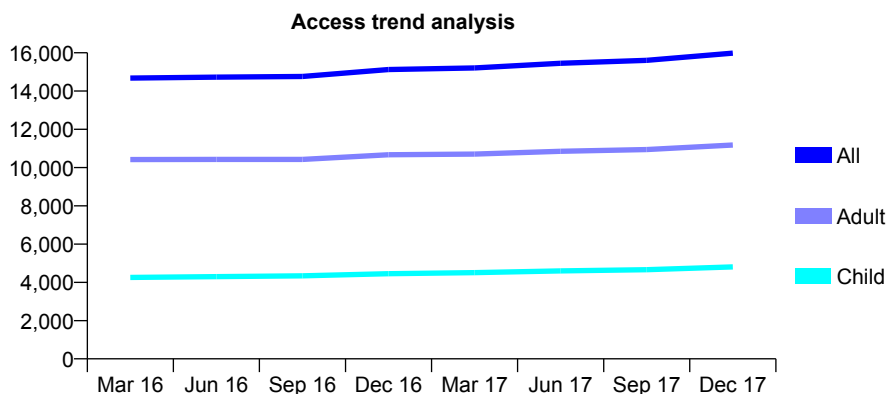
Q59 - Vital Signs At a Glance Contract Report for 137766/0001 - December 2017

Name or company name	Mr B Patel & Mr R Jansari
Contract type name	GDS Contract
Purpose of contract	General and Orthodontic
Contract start date	01/04/2010
Contract end date	

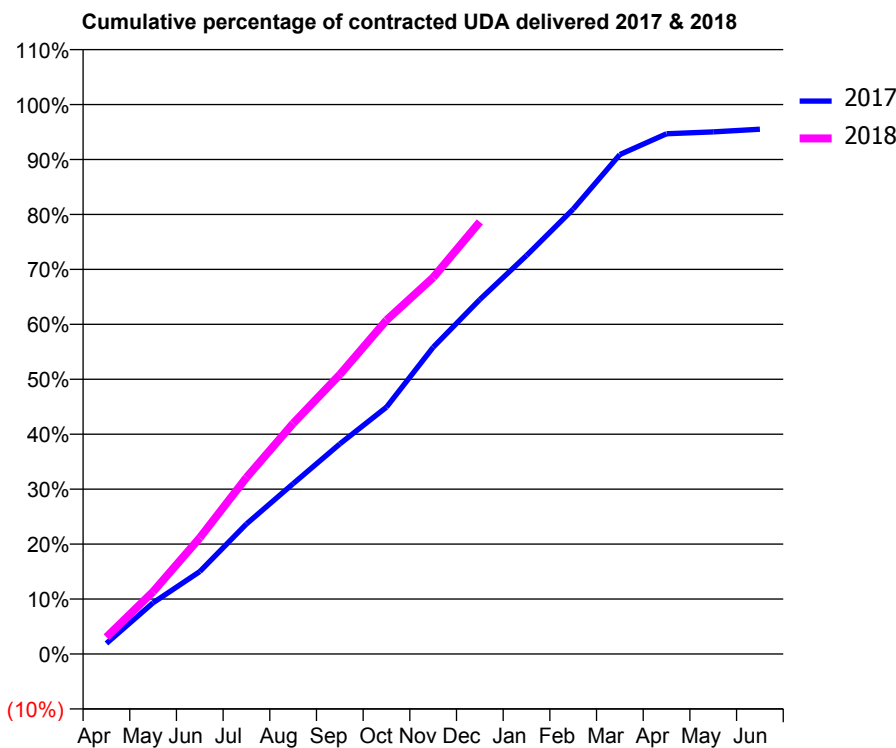
17/18 Contracted general activity (UDA)	41,661
Carry forward general activity (UDA)	0
17/18 Contracted orthodontic activity (UOA)	889
Carry forward orthodontic activity (UOA)	0
Baseline contract value	£1,297,594.50

ACCESS*

Patients seen in 24 months	Total	Change since previous quarter
Quarter ending December 2016	15,124	
Quarter ending March 2017	15,212	→
Quarter ending June 2017	15,452	→
Quarter ending September 2017	15,609	→
Quarter ending December 2017	15,986	↑
Variance since December 2016	5.7%	↑



ACTIVITY



Month	Adjusted Scheduled Activity (UDA)	
	2017	2018
April	799	1,277
May	3,886	4,725
June	6,251	8,806
July	9,859	13,381
August	12,912	17,488
September	15,930	21,184
October	18,717	25,312
November	23,260	28,540
December	26,874	32,761
January	30,212	
February	33,732	
March	37,865	
April	39,444	
May	39,585	
June	39,787	

QUALITY

	Quantity	Base Number	Contract	AT	Region	England
% of FP17s for the same patient ID Re-attending within 3 months - Children	405	4,413	9.2%	9.9%	11.8%	12.0%
% of FP17s for the same patient ID Re-attending within 3 months - Adults	1,594	10,537	15.1%	14.1%	15.3%	15.9%
% of FP17s for the same patient ID Re-attending between 3 & 9 months - Children	1,628	4,413	36.9%	60.8%	59.1%	58.0%
% of FP17s for the same patient ID Re-attending between 3 & 9 months - Adults	4,290	10,537	40.7%	52.9%	51.5%	50.5%
% of FP17s for Band 1 Urgent Courses	1,195	14,086	8.5%	7.2%	8.0%	9.0%
% of FP17s Relating to Free Repair or Replacements	97	14,086	0.7%	0.8%	0.8%	0.8%
% of FP17s Relating to Continuations	171	14,086	1.2%	1.1%	1.1%	1.1%
% of Patients satisfied with the dentistry they have received	14	16	87.5%	91.6%	91.6%	91.5%
% of Patients satisfied with the time they had to wait for an appointment	14	16	87.5%	86.9%	88.3%	87.9%

* This is based on patients treated on this contract for their most recent course of treatment. Figures in italics indicate the base number of FP17s or Patient Questionnaire responses are less than 100. N/A is shown where the base number of responses is less than 10 during the period. % is calculated as Quantity/Base number*100

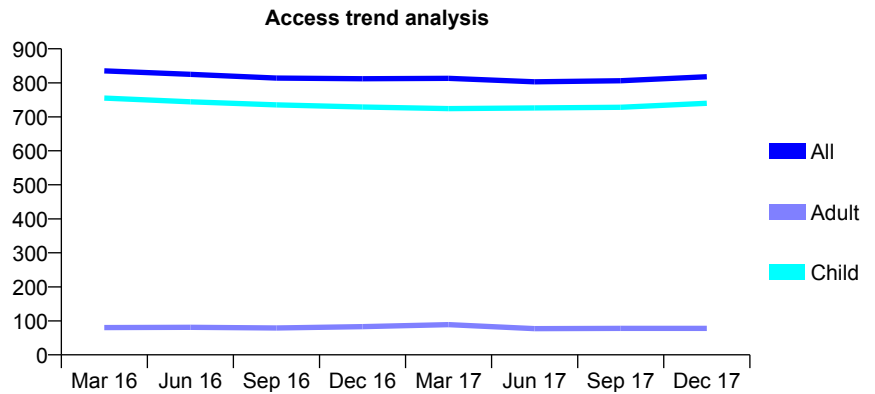
Q59 - Vital Signs At a Glance Contract Report for 137898/0001 - December 2017

Name or company name	Mr Ingram and Mrs Ingram
Contract type name	GDS Contract
Purpose of contract	General
Contract start date	01/04/2014
Contract end date	

17/18 Contracted general activity (UDA)	3,000
Carry forward general activity (UDA)	0
17/18 Contracted orthodontic activity (UOA)	0
Carry forward orthodontic activity (UOA)	0
Baseline contract value	£72,046.89

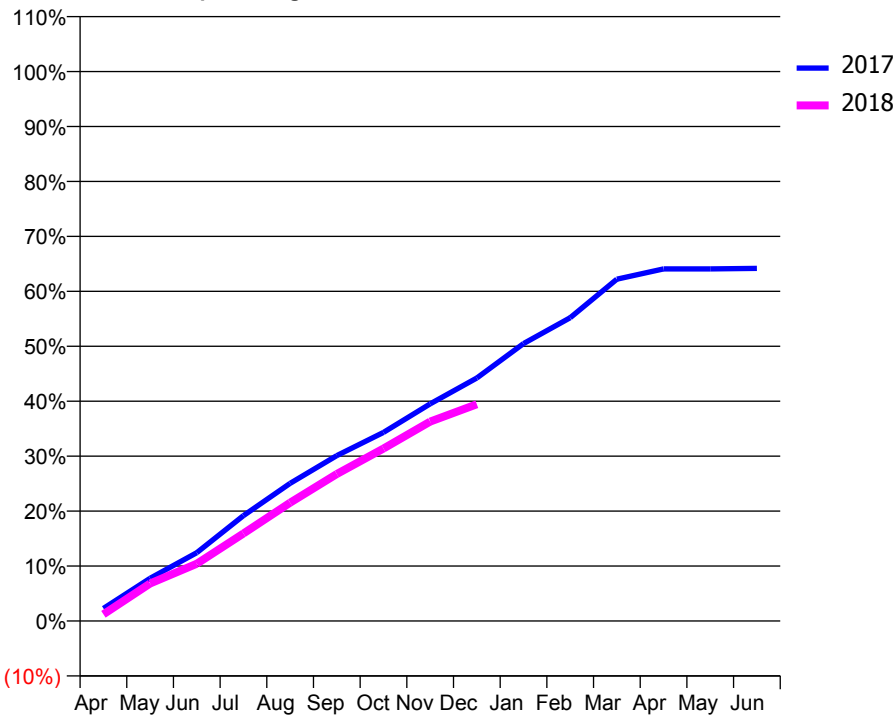
ACCESS*

Patients seen in 24 months	Total	Change since previous quarter
Quarter ending December 2016	812	
Quarter ending March 2017	813	→
Quarter ending June 2017	803	↓
Quarter ending September 2017	806	→
Quarter ending December 2017	818	→
Variance since December 2016	0.7%	→



ACTIVITY

Cumulative percentage of contracted UDA delivered 2017 & 2018



Month	Adjusted Scheduled Activity (UDA)	
	2017	2018
April	69	37
May	234	205
June	373	312
July	576	478
August	752	646
September	903	803
October	1,030	941
November	1,185	1,089
December	1,327	1,183
January	1,514	
February	1,656	
March	1,866	
April	1,922	
May	1,922	
June	1,925	

QUALITY

	Quantity	Base Number	Contract	AT	Region	England
% of FP17s for the same patient ID Re-attending within 3 months - Children	92	954	9.6%	9.9%	11.8%	12.0%
% of FP17s for the same patient ID Re-attending within 3 months - Adults	1	19	5.3%	14.1%	15.3%	15.9%
% of FP17s for the same patient ID Re-attending between 3 & 9 months - Children	681	954	71.4%	60.8%	59.1%	58.0%
% of FP17s for the same patient ID Re-attending between 3 & 9 months - Adults	18	19	94.7%	52.9%	51.5%	50.5%
% of FP17s for Band 1 Urgent Courses	22	923	2.4%	7.2%	8.0%	9.0%
% of FP17s Relating to Free Repair or Replacements	0	923	0.0%	0.8%	0.8%	0.8%
% of FP17s Relating to Continuations	0	923	0.0%	1.1%	1.1%	1.1%
% of Patients satisfied with the dentistry they have received	0	0	N/A	91.6%	91.6%	91.5%
% of Patients satisfied with the time they had to wait for an appointment	0	0	N/A	86.9%	88.3%	87.9%

* This is based on patients treated on this contract for their most recent course of treatment. Figures in italics indicate the base number of FP17s or Patient Questionnaire responses are less than 100. N/A is shown where the base number of responses is less than 10 during the period. % is calculated as Quantity/Base number*100

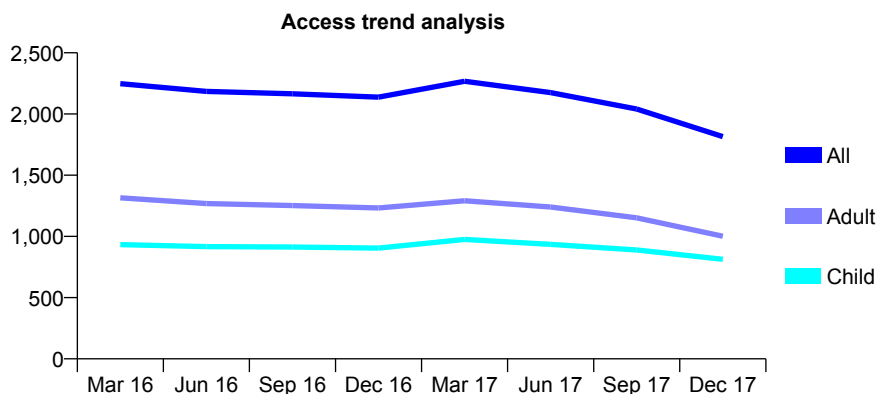
Q59 - Vital Signs At a Glance Contract Report for 139351/0001 - December 2017

Name or company name	SMILEZONE Ltd
Contract type name	GDS Contract
Purpose of contract	General
Contract start date	01/04/2007
Contract end date	

17/18 Contracted general activity (UDA)	3,727
Carry forward general activity (UDA)	92
17/18 Contracted orthodontic activity (UOA)	0
Carry forward orthodontic activity (UOA)	0
Baseline contract value	£125,886.98

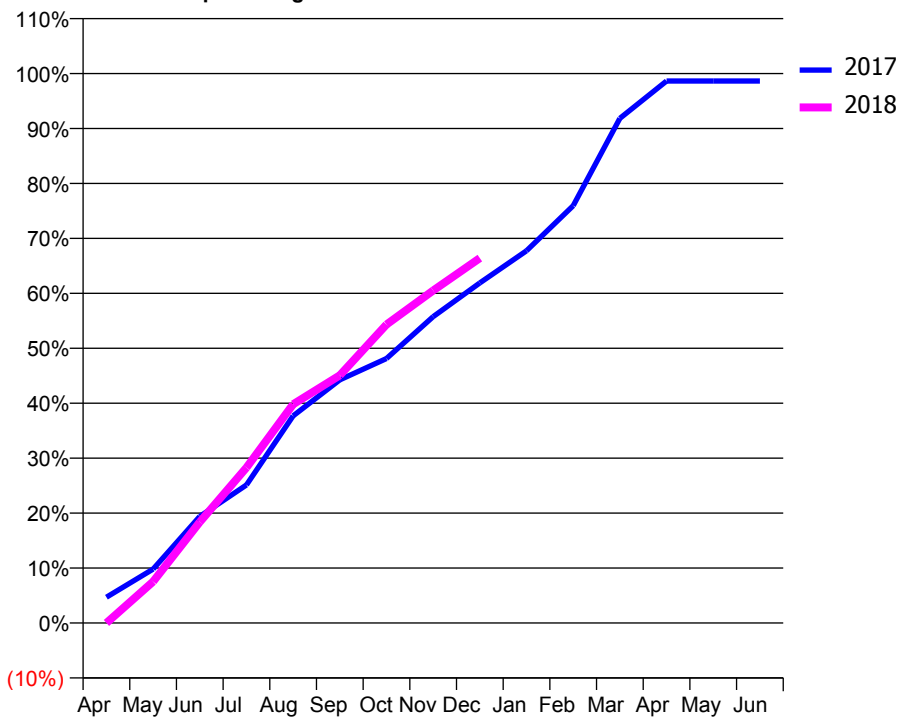
ACCESS*

Patients seen in 24 months	Total	Change since previous quarter
Quarter ending December 2016	2,138	
Quarter ending March 2017	2,267	↑
Quarter ending June 2017	2,175	↓
Quarter ending September 2017	2,041	↓
Quarter ending December 2017	1,815	↓
Variance since December 2016	(15.1%)	↓



ACTIVITY

Cumulative percentage of contracted UDA delivered 2017 & 2018



Adjusted Scheduled Activity (UDA)		
Month	2017	2018
April	315	0
May	661	281
June	1,305	685
July	1,690	1,054
August	2,536	1,483
September	2,976	1,680
October	3,238	2,025
November	3,751	2,255
December	4,163	2,475
January	4,556	
February	5,108	
March	6,179	
April	6,635	
May	6,635	
June	6,635	

QUALITY

	Quantity	Base Number	Contract	AT	Region	England
% of FP17s for the same patient ID Re-attending within 3 months - Children	62	621	10.0%	9.9%	11.8%	12.0%
% of FP17s for the same patient ID Re-attending within 3 months - Adults	103	741	13.9%	14.1%	15.3%	15.9%
% of FP17s for the same patient ID Re-attending between 3 & 9 months - Children	327	621	52.7%	60.8%	59.1%	58.0%
% of FP17s for the same patient ID Re-attending between 3 & 9 months - Adults	376	741	50.7%	52.9%	51.5%	50.5%
% of FP17s for Band 1 Urgent Courses	72	1,193	6.0%	7.2%	8.0%	9.0%
% of FP17s Relating to Free Repair or Replacements	2	1,193	0.2%	0.8%	0.8%	0.8%
% of FP17s Relating to Continuations	2	1,193	0.2%	1.1%	1.1%	1.1%
% of Patients satisfied with the dentistry they have received	0	0	N/A	91.6%	91.6%	91.5%
% of Patients satisfied with the time they had to wait for an appointment	0	0	N/A	86.9%	88.3%	87.9%

* This is based on patients treated on this contract for their most recent course of treatment. Figures in italics indicate the base number of FP17s or Patient Questionnaire responses are less than 100. N/A is shown where the base number of responses is less than 10 during the period. % is calculated as Quantity/Base number*100

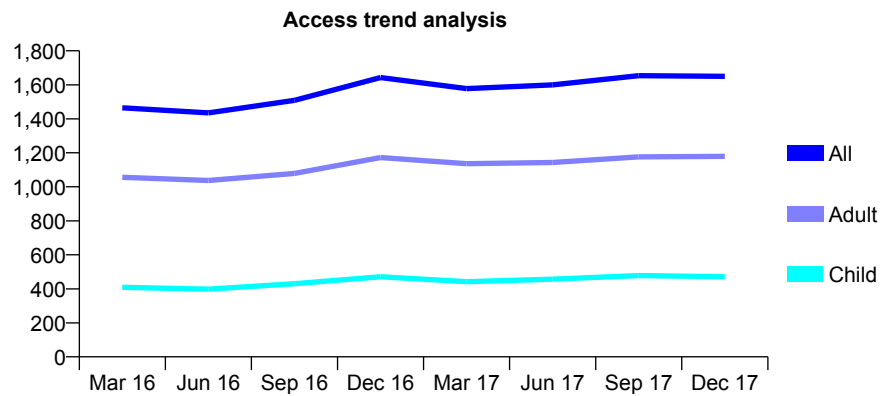
Q59 - Vital Signs At a Glance Contract Report for 139874/0002 - December 2017

Name or company name	C M Desai Limited
Contract type name	GDS Contract
Purpose of contract	General
Contract start date	01/03/2008
Contract end date	

17/18 Contracted general activity (UDA)	5,026
Carry forward general activity (UDA)	14
17/18 Contracted orthodontic activity (UOA)	0
Carry forward orthodontic activity (UOA)	0
Baseline contract value	£141,680.40

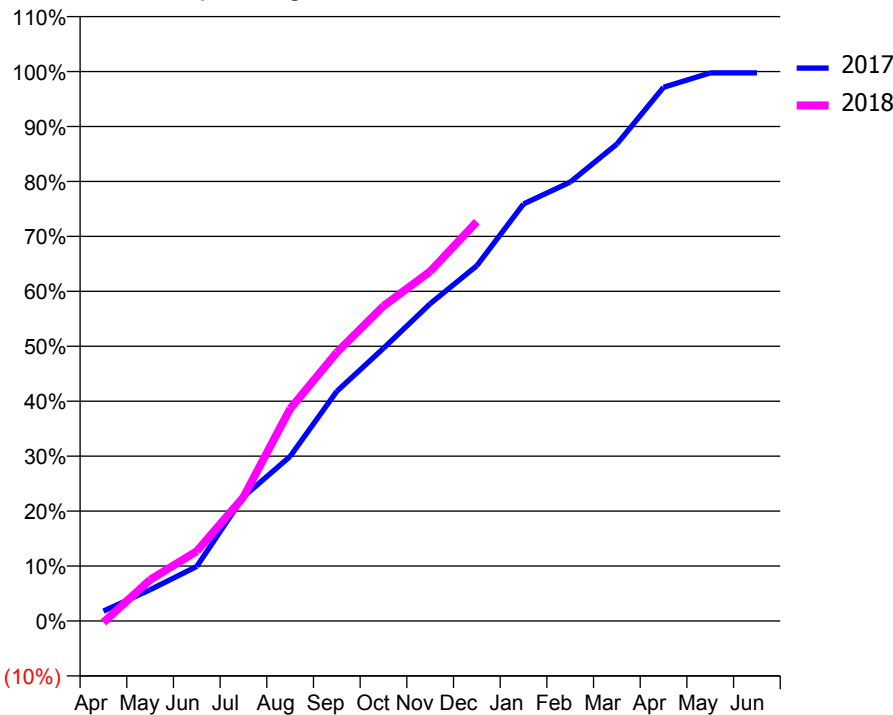
ACCESS*

Patients seen in 24 months	Total	Change since previous quarter
Quarter ending December 2016	1,643	
Quarter ending March 2017	1,578	↓
Quarter ending June 2017	1,600	→
Quarter ending September 2017	1,654	↑
Quarter ending December 2017	1,650	→
Variance since December 2016	0.4%	→



ACTIVITY

Cumulative percentage of contracted UDA delivered 2017 & 2018



Month	Adjusted Scheduled Activity (UDA)	
	2017	2018
April	99	-14
May	314	378
June	550	638
July	1,249	1,134
August	1,655	1,942
September	2,310	2,457
October	2,743	2,882
November	3,191	3,197
December	3,574	3,652
January	4,193	
February	4,414	
March	4,795	
April	5,367	
May	5,512	
June	5,512	

QUALITY

	Quantity	Base Number	Contract	AT	Region	England
% of FP17s for the same patient ID Re-attending within 3 months - Children	46	529	8.7%	9.9%	11.8%	12.0%
% of FP17s for the same patient ID Re-attending within 3 months - Adults	167	1,265	13.2%	14.1%	15.3%	15.9%
% of FP17s for the same patient ID Re-attending between 3 & 9 months - Children	200	529	37.8%	60.8%	59.1%	58.0%
% of FP17s for the same patient ID Re-attending between 3 & 9 months - Adults	540	1,265	42.7%	52.9%	51.5%	50.5%
% of FP17s for Band 1 Urgent Courses	84	1,488	5.6%	7.2%	8.0%	9.0%
% of FP17s Relating to Free Repair or Replacements	17	1,488	1.1%	0.8%	0.8%	0.8%
% of FP17s Relating to Continuations	24	1,488	1.6%	1.1%	1.1%	1.1%
% of Patients satisfied with the dentistry they have received	2	2	N/A	91.6%	91.6%	91.5%
% of Patients satisfied with the time they had to wait for an appointment	1	2	N/A	86.9%	88.3%	87.9%

* This is based on patients treated on this contract for their most recent course of treatment. Figures in italics indicate the base number of FP17s or Patient Questionnaire responses are less than 100. N/A is shown where the base number of responses is less than 10 during the period. % is calculated as Quantity/Base number*100

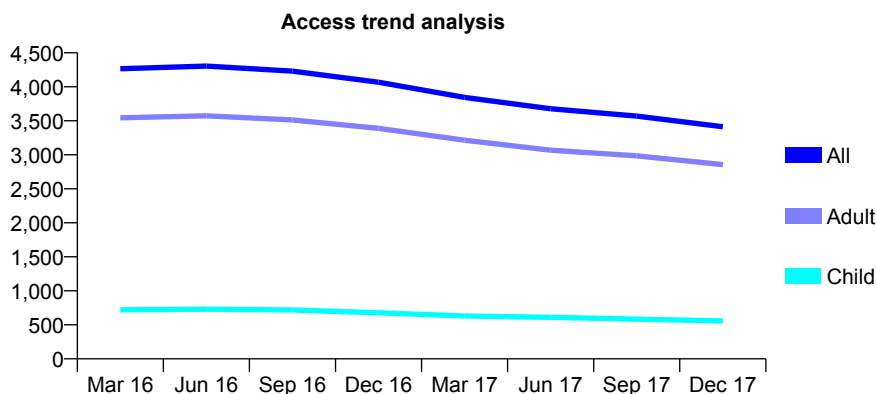
Q59 - Vital Signs At a Glance Contract Report for 142875/0001 - December 2017

Name or company name	Mr B Moroney & Ms N Whitley
Contract type name	GDS Contract
Purpose of contract	General
Contract start date	01/01/2012
Contract end date	

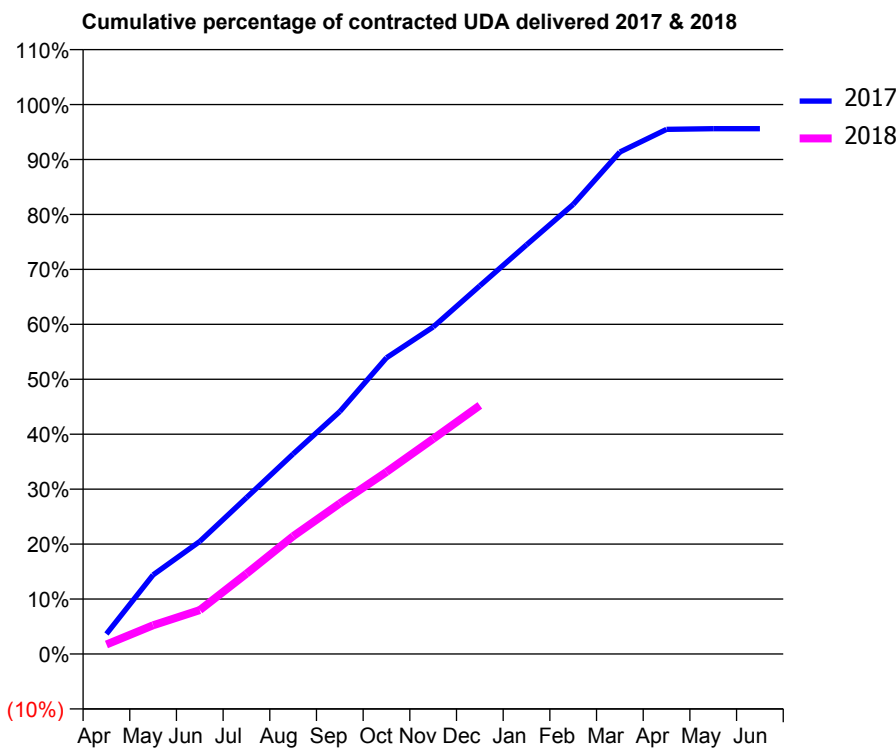
17/18 Contracted general activity (UDA)	11,224
Carry forward general activity (UDA)	0
17/18 Contracted orthodontic activity (UOA)	0
Carry forward orthodontic activity (UOA)	0
Baseline contract value	£283,463.06

ACCESS*

Patients seen in 24 months	Total	Change since previous quarter
Quarter ending December 2016	4,068	
Quarter ending March 2017	3,845	↓
Quarter ending June 2017	3,678	↓
Quarter ending September 2017	3,569	↓
Quarter ending December 2017	3,413	↓
Variance since December 2016	(16.1%)	↓



ACTIVITY



Month	Adjusted Scheduled Activity (UDA)	
	2017	2018
April	263	195
May	1,040	588
June	1,481	897
July	2,056	1,641
August	2,630	2,407
September	3,188	3,075
October	3,894	3,719
November	4,300	4,394
December	4,841	5,079
January	5,378	
February	5,910	
March	6,600	
April	6,897	
May	6,906	
June	6,906	

QUALITY

	Quantity	Base Number	Contract	AT	Region	England
% of FP17s for the same patient ID Re-attending within 3 months - Children	14	490	2.9%	9.9%	11.8%	12.0%
% of FP17s for the same patient ID Re-attending within 3 months - Adults	191	2,563	7.5%	14.1%	15.3%	15.9%
% of FP17s for the same patient ID Re-attending between 3 & 9 months - Children	208	490	42.4%	60.8%	59.1%	58.0%
% of FP17s for the same patient ID Re-attending between 3 & 9 months - Adults	1,012	2,563	39.5%	52.9%	51.5%	50.5%
% of FP17s for Band 1 Urgent Courses	54	2,951	1.8%	7.2%	8.0%	9.0%
% of FP17s Relating to Free Repair or Replacements	12	2,951	0.4%	0.8%	0.8%	0.8%
% of FP17s Relating to Continuations	40	2,951	1.4%	1.1%	1.1%	1.1%
% of Patients satisfied with the dentistry they have received	2	4	N/A	91.6%	91.6%	91.5%
% of Patients satisfied with the time they had to wait for an appointment	2	4	N/A	86.9%	88.3%	87.9%

* This is based on patients treated on this contract for their most recent course of treatment. Figures in italics indicate the base number of FP17s or Patient Questionnaire responses are less than 100. N/A is shown where the base number of responses is less than 10 during the period. % is calculated as Quantity/Base number*100

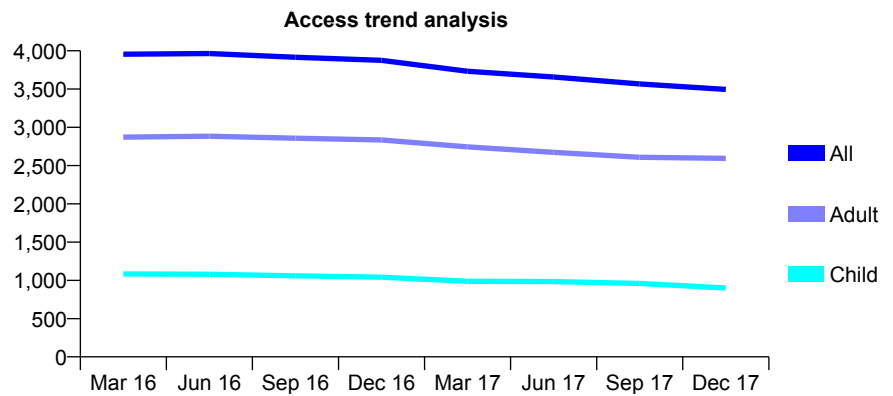
Q59 - Vital Signs At a Glance Contract Report for 143448/0001 - December 2017

Name or company name	Dr D J Duplessis & Ms Lieze Duplessis
Contract type name	GDS Contract
Purpose of contract	General and Orthodontic
Contract start date	01/04/2011
Contract end date	

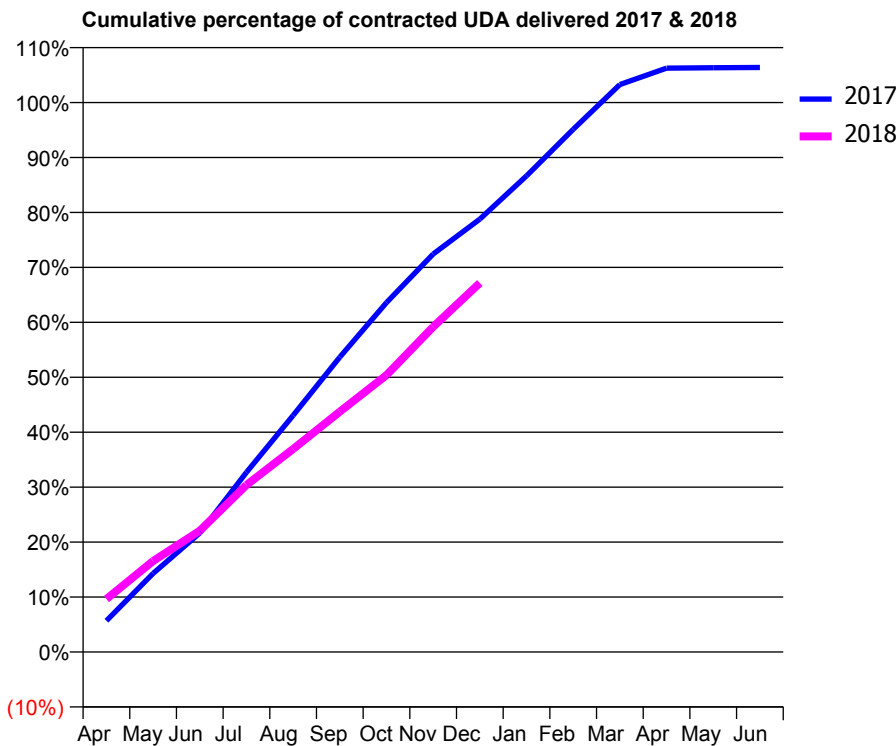
17/18 Contracted general activity (UDA)	9,098
Carry forward general activity (UDA)	-579
17/18 Contracted orthodontic activity (UOA)	289
Carry forward orthodontic activity (UOA)	0
Baseline contract value	£255,455.29

ACCESS*

Patients seen in 24 months	Total	Change since previous quarter
Quarter ending December 2016	3,876	
Quarter ending March 2017	3,733	↓
Quarter ending June 2017	3,657	↓
Quarter ending September 2017	3,567	↓
Quarter ending December 2017	3,495	↓
Variance since December 2016	(9.8%)	↓



ACTIVITY



Month	Adjusted Scheduled Activity (UDA)	
	2017	2018
April	519	878
May	1,302	1,506
June	1,970	2,008
July	2,975	2,766
August	3,917	3,361
September	4,882	3,979
October	5,786	4,584
November	6,590	5,384
December	7,167	6,110
January	7,882	
February	8,654	
March	9,396	
April	9,667	
May	9,674	
June	9,677	

QUALITY

	Quantity	Base Number	Contract	AT	Region	England
% of FP17s for the same patient ID Re-attending within 3 months - Children	50	692	7.2%	9.9%	11.8%	12.0%
% of FP17s for the same patient ID Re-attending within 3 months - Adults	245	1,749	14.0%	14.1%	15.3%	15.9%
% of FP17s for the same patient ID Re-attending between 3 & 9 months - Children	201	692	29.0%	60.8%	59.1%	58.0%
% of FP17s for the same patient ID Re-attending between 3 & 9 months - Adults	451	1,749	25.8%	52.9%	51.5%	50.5%
% of FP17s for Band 1 Urgent Courses	205	2,297	8.9%	7.2%	8.0%	9.0%
% of FP17s Relating to Free Repair or Replacements	12	2,297	0.5%	0.8%	0.8%	0.8%
% of FP17s Relating to Continuations	69	2,297	3.0%	1.1%	1.1%	1.1%
% of Patients satisfied with the dentistry they have received	9	10	90.0%	91.6%	91.6%	91.5%
% of Patients satisfied with the time they had to wait for an appointment	9	10	90.0%	86.9%	88.3%	87.9%

* This is based on patients treated on this contract for their most recent course of treatment. Figures in italics indicate the base number of FP17s or Patient Questionnaire responses are less than 100. N/A is shown where the base number of responses is less than 10 during the period. % is calculated as Quantity/Base number*100

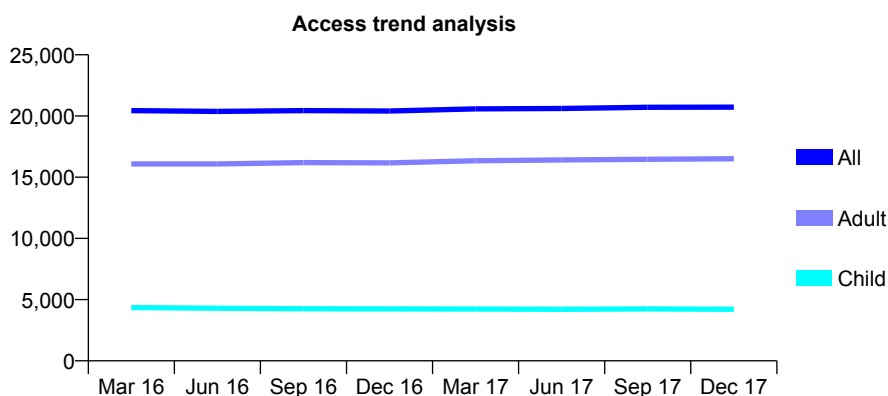
Q59 - Vital Signs At a Glance Contract Report for 144738/0001 - December 2017

Name or company name	D W Barsby, D Wolverson, S J Bates & R S
Contract type name	GDS Contract
Purpose of contract	General
Contract start date	01/08/2010
Contract end date	

17/18 Contracted general activity (UDA)	53,857
Carry forward general activity (UDA)	449
17/18 Contracted orthodontic activity (UOA)	0
Carry forward orthodontic activity (UOA)	0
Baseline contract value	£1,315,335.49

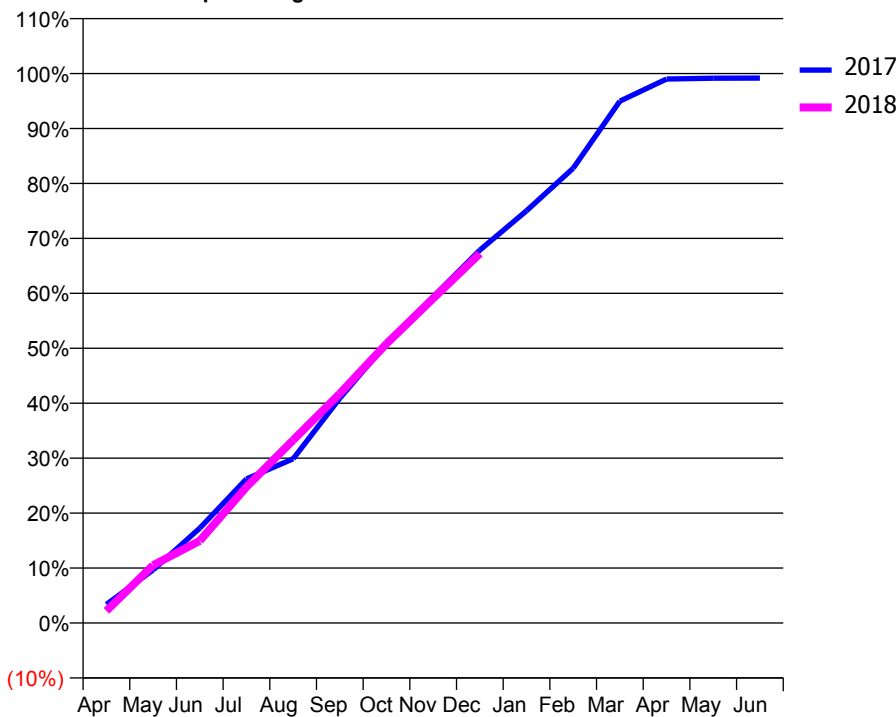
ACCESS*

Patients seen in 24 months	Total	Change since previous quarter
Quarter ending December 2016	20,410	
Quarter ending March 2017	20,579	→
Quarter ending June 2017	20,619	→
Quarter ending September 2017	20,709	→
Quarter ending December 2017	20,721	→
Variance since December 2016	1.5%	→



ACTIVITY

Cumulative percentage of contracted UDA delivered 2017 & 2018



Month	2017	2018
April	1,818	1,193
May	5,210	5,662
June	9,298	8,057
July	14,117	13,342
August	16,099	17,924
September	22,035	22,490
October	27,373	27,374
November	31,978	31,810
December	36,544	36,214
January	40,403	
February	44,576	
March	51,148	
April	53,321	
May	53,397	
June	53,408	

QUALITY

	Quantity	Base Number	Contract	AT	Region	England
% of FP17s for the same patient ID Re-attending within 3 months - Children	246	4,680	5.3%	9.9%	11.8%	12.0%
% of FP17s for the same patient ID Re-attending within 3 months - Adults	2,500	19,099	13.1%	14.1%	15.3%	15.9%
% of FP17s for the same patient ID Re-attending between 3 & 9 months - Children	3,173	4,680	67.8%	60.8%	59.1%	58.0%
% of FP17s for the same patient ID Re-attending between 3 & 9 months - Adults	12,412	19,099	65.0%	52.9%	51.5%	50.5%
% of FP17s for Band 1 Urgent Courses	1,780	22,522	7.9%	7.2%	8.0%	9.0%
% of FP17s Relating to Free Repair or Replacements	143	22,522	0.6%	0.8%	0.8%	0.8%
% of FP17s Relating to Continuations	326	22,522	1.4%	1.1%	1.1%	1.1%
% of Patients satisfied with the dentistry they have received	26	27	96.3%	91.6%	91.6%	91.5%
% of Patients satisfied with the time they had to wait for an appointment	26	27	96.3%	86.9%	88.3%	87.9%

* This is based on patients treated on this contract for their most recent course of treatment. Figures in italics indicate the base number of FP17s or Patient Questionnaire responses are less than 100. N/A is shown where the base number of responses is less than 10 during the period. % is calculated as Quantity/Base number*100

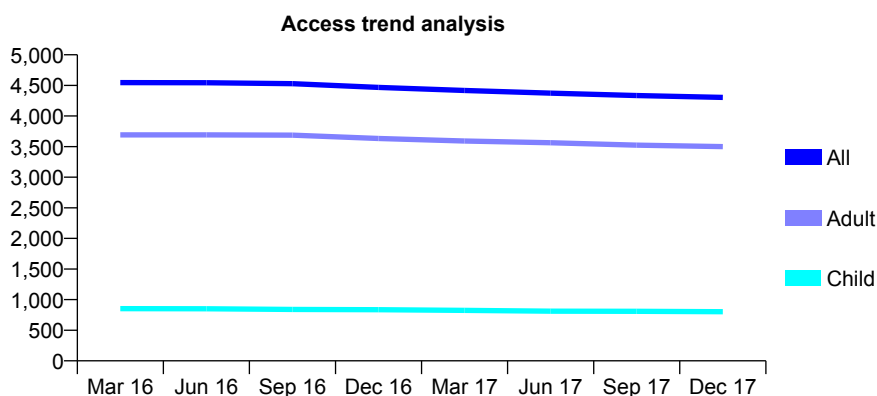
Q59 - Vital Signs At a Glance Contract Report for 144746/0001 - December 2017

Name or company name	Mr D G Norris & Miss R Dodsley
Contract type name	GDS Contract
Purpose of contract	General and Orthodontic
Contract start date	01/04/2014
Contract end date	

17/18 Contracted general activity (UDA)	15,915
Carry forward general activity (UDA)	0
17/18 Contracted orthodontic activity (UOA)	297
Carry forward orthodontic activity (UOA)	0
Baseline contract value	£334,820.82

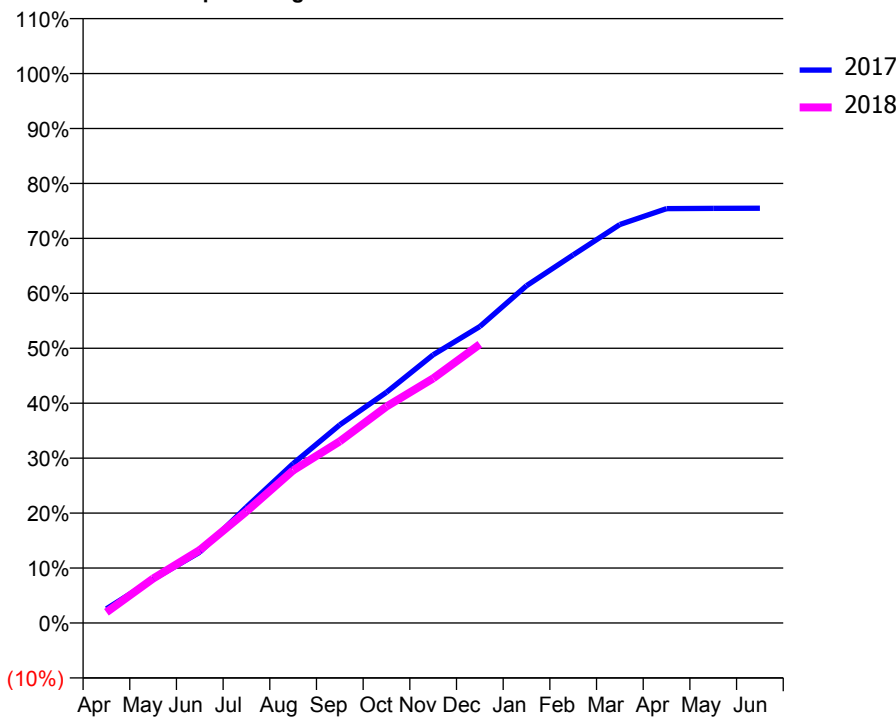
ACCESS*

Patients seen in 24 months	Total	Change since previous quarter
Quarter ending December 2016	4,468	
Quarter ending March 2017	4,417	↓
Quarter ending June 2017	4,374	→
Quarter ending September 2017	4,334	→
Quarter ending December 2017	4,304	→
Variance since December 2016	(3.7%)	↓



ACTIVITY

Cumulative percentage of contracted UDA delivered 2017 & 2018



Month	Adjusted Scheduled Activity (UDA)	
	2017	2018
April	413	312
May	1,267	1,288
June	2,052	2,114
July	3,360	3,232
August	4,618	4,421
September	5,741	5,262
October	6,682	6,272
November	7,767	7,086
December	8,589	8,072
January	9,771	
February	10,660	
March	11,542	
April	12,000	
May	12,011	
June	12,014	

QUALITY

	Quantity	Base Number	Contract	AT	Region	England
% of FP17s for the same patient ID Re-attending within 3 months - Children	150	1,119	13.4%	9.9%	11.8%	12.0%
% of FP17s for the same patient ID Re-attending within 3 months - Adults	623	4,104	15.2%	14.1%	15.3%	15.9%
% of FP17s for the same patient ID Re-attending between 3 & 9 months - Children	804	1,119	71.8%	60.8%	59.1%	58.0%
% of FP17s for the same patient ID Re-attending between 3 & 9 months - Adults	2,279	4,104	55.5%	52.9%	51.5%	50.5%
% of FP17s for Band 1 Urgent Courses	125	4,952	2.5%	7.2%	8.0%	9.0%
% of FP17s Relating to Free Repair or Replacements	58	4,952	1.2%	0.8%	0.8%	0.8%
% of FP17s Relating to Continuations	187	4,952	3.8%	1.1%	1.1%	1.1%
% of Patients satisfied with the dentistry they have received	8	9	N/A	91.6%	91.6%	91.5%
% of Patients satisfied with the time they had to wait for an appointment	7	9	N/A	86.9%	88.3%	87.9%

* This is based on patients treated on this contract for their most recent course of treatment. Figures in italics indicate the base number of FP17s or Patient Questionnaire responses are less than 100. N/A is shown where the base number of responses is less than 10 during the period. % is calculated as Quantity/Base number*100

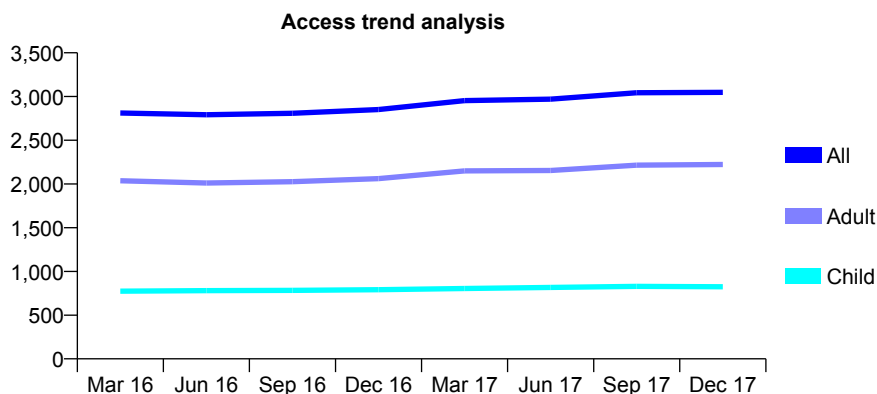
Q59 - Vital Signs At a Glance Contract Report for 147966/0002 - December 2017

Name or company name	Pure Dental Studio Ltd
Contract type name	GDS Contract
Purpose of contract	General
Contract start date	01/04/2010
Contract end date	

17/18 Contracted general activity (UDA)	6,255
Carry forward general activity (UDA)	223
17/18 Contracted orthodontic activity (UOA)	0
Carry forward orthodontic activity (UOA)	0
Baseline contract value	£189,188.54

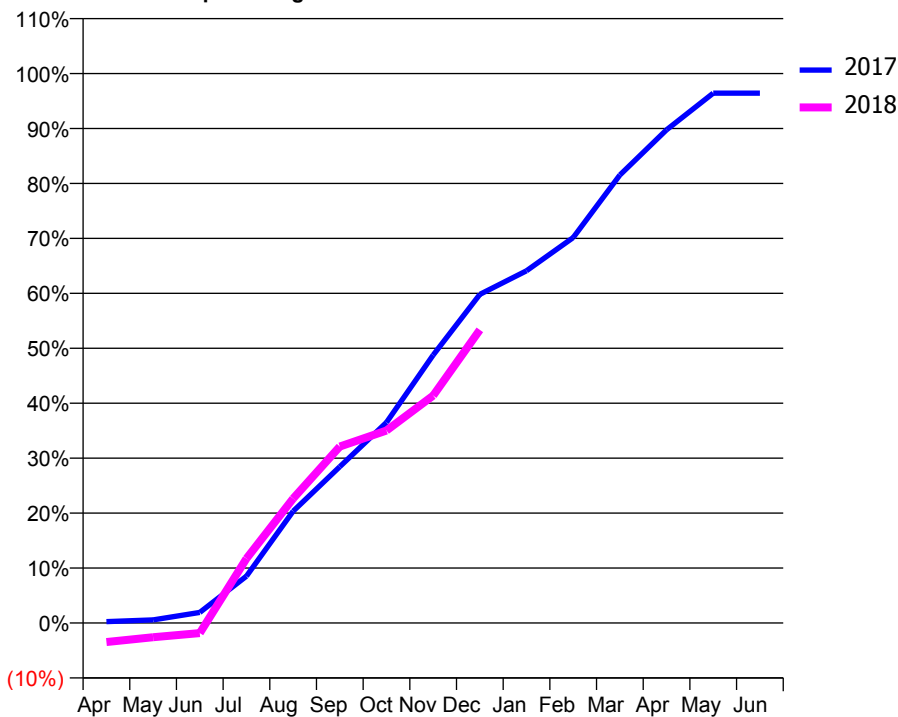
ACCESS*

Patients seen in 24 months	Total	Change since previous quarter
Quarter ending December 2016	2,851	
Quarter ending March 2017	2,954	↑
Quarter ending June 2017	2,970	→
Quarter ending September 2017	3,044	↑
Quarter ending December 2017	3,048	→
Variance since December 2016	6.9%	↑



ACTIVITY

Cumulative percentage of contracted UDA delivered 2017 & 2018



Month	Adjusted Scheduled Activity (UDA)	
	2017	2018
April	16	-218
May	35	-163
June	121	-116
July	534	734
August	1,272	1,417
September	1,780	2,008
October	2,283	2,191
November	3,051	2,588
December	3,740	3,337
January	4,010	
February	4,387	
March	5,099	
April	5,614	
May	6,032	
June	6,032	

QUALITY

	Quantity	Base Number	Contract	AT	Region	England
% of FP17s for the same patient ID Re-attending within 3 months - Children	77	1,059	7.3%	9.9%	11.8%	12.0%
% of FP17s for the same patient ID Re-attending within 3 months - Adults	259	2,364	11.0%	14.1%	15.3%	15.9%
% of FP17s for the same patient ID Re-attending between 3 & 9 months - Children	683	1,059	64.5%	60.8%	59.1%	58.0%
% of FP17s for the same patient ID Re-attending between 3 & 9 months - Adults	1,324	2,364	56.0%	52.9%	51.5%	50.5%
% of FP17s for Band 1 Urgent Courses	88	2,107	4.2%	7.2%	8.0%	9.0%
% of FP17s Relating to Free Repair or Replacements	10	2,107	0.5%	0.8%	0.8%	0.8%
% of FP17s Relating to Continuations	39	2,107	1.9%	1.1%	1.1%	1.1%
% of Patients satisfied with the dentistry they have received	5	8	N/A	91.6%	91.6%	91.5%
% of Patients satisfied with the time they had to wait for an appointment	7	8	N/A	86.9%	88.3%	87.9%

* This is based on patients treated on this contract for their most recent course of treatment. Figures in italics indicate the base number of FP17s or Patient Questionnaire responses are less than 100. N/A is shown where the base number of responses is less than 10 during the period. % is calculated as Quantity/Base number*100

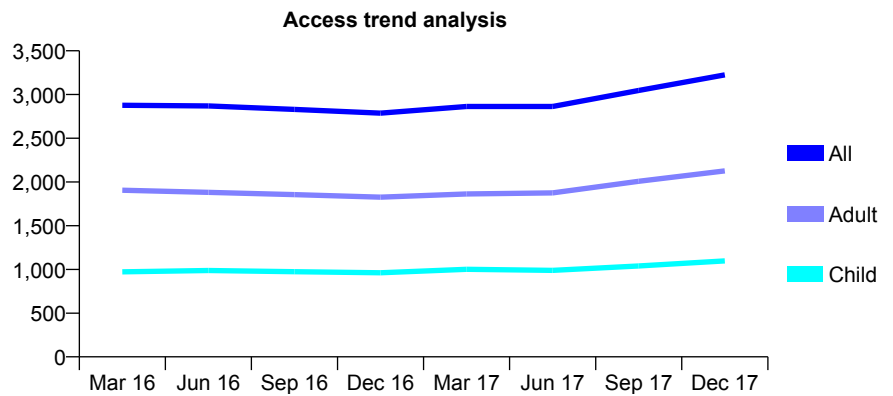
Q59 - Vital Signs At a Glance Contract Report for 149454/0001 - December 2017

Name or company name	Dental Care Clinic Limited
Contract type name	GDS Contract
Purpose of contract	General
Contract start date	01/04/2008
Contract end date	

17/18 Contracted general activity (UDA)	12,730
Carry forward general activity (UDA)	892
17/18 Contracted orthodontic activity (UOA)	0
Carry forward orthodontic activity (UOA)	0
Baseline contract value	£353,920.15

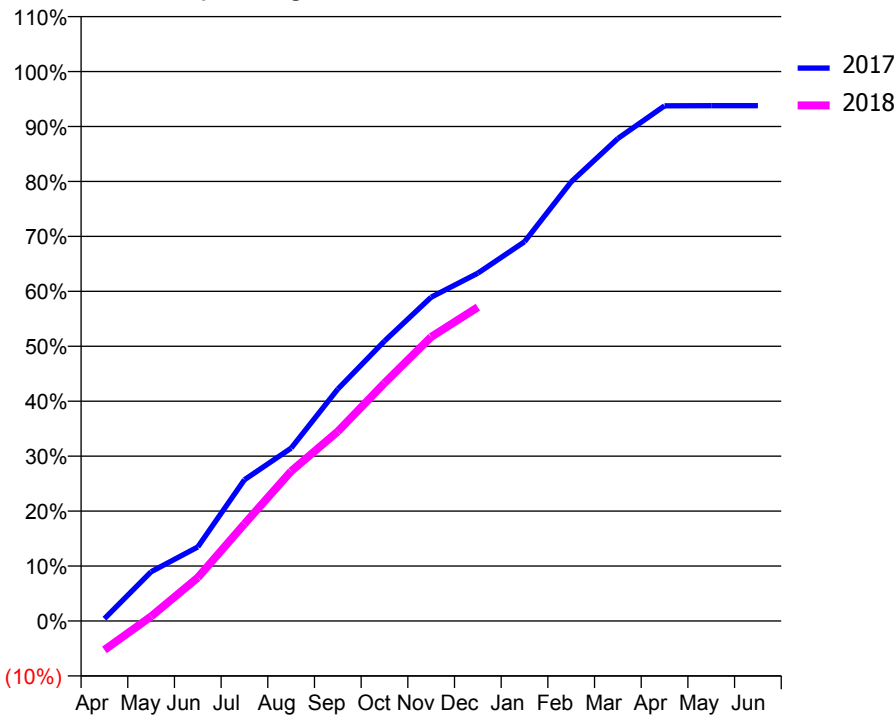
ACCESS*

Patients seen in 24 months	Total	Change since previous quarter
Quarter ending December 2016	2,787	
Quarter ending March 2017	2,864	↑
Quarter ending June 2017	2,864	→
Quarter ending September 2017	3,046	↑
Quarter ending December 2017	3,224	↑
Variance since December 2016	15.7%	↑



ACTIVITY

Cumulative percentage of contracted UDA delivered 2017 & 2018



Month	Adjusted Scheduled Activity (UDA)	
	2017	2018
April	61	-672
May	1,284	108
June	1,933	1,006
July	3,685	2,251
August	4,507	3,470
September	6,047	4,392
October	7,300	5,512
November	8,446	6,582
December	9,072	7,271
January	9,890	
February	11,454	
March	12,584	
April	13,436	
May	13,437	
June	13,438	

QUALITY

	Quantity	Base Number	Contract	AT	Region	England
% of FP17s for the same patient ID Re-attending within 3 months - Children	100	1,403	7.1%	9.9%	11.8%	12.0%
% of FP17s for the same patient ID Re-attending within 3 months - Adults	413	2,414	17.1%	14.1%	15.3%	15.9%
% of FP17s for the same patient ID Re-attending between 3 & 9 months - Children	913	1,403	65.1%	60.8%	59.1%	58.0%
% of FP17s for the same patient ID Re-attending between 3 & 9 months - Adults	1,156	2,414	47.9%	52.9%	51.5%	50.5%
% of FP17s for Band 1 Urgent Courses	172	3,451	5.0%	7.2%	8.0%	9.0%
% of FP17s Relating to Free Repair or Replacements	23	3,451	0.7%	0.8%	0.8%	0.8%
% of FP17s Relating to Continuations	27	3,451	0.8%	1.1%	1.1%	1.1%
% of Patients satisfied with the dentistry they have received	0	2	N/A	91.6%	91.6%	91.5%
% of Patients satisfied with the time they had to wait for an appointment	0	2	N/A	86.9%	88.3%	87.9%

* This is based on patients treated on this contract for their most recent course of treatment. Figures in italics indicate the base number of FP17s or Patient Questionnaire responses are less than 100. N/A is shown where the base number of responses is less than 10 during the period. % is calculated as Quantity/Base number*100

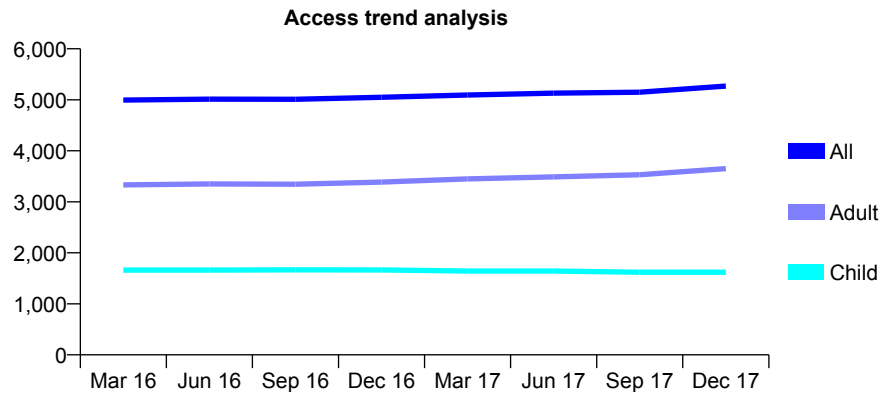
Q59 - Vital Signs At a Glance Contract Report for 151122/0001 - December 2017

Name or company name	S Charlwood, E Charlwood, M Hamburger
Contract type name	GDS Contract
Purpose of contract	General
Contract start date	01/04/2006
Contract end date	

17/18 Contracted general activity (UDA)	16,975
Carry forward general activity (UDA)	0
17/18 Contracted orthodontic activity (UOA)	0
Carry forward orthodontic activity (UOA)	0
Baseline contract value	£370,587.76

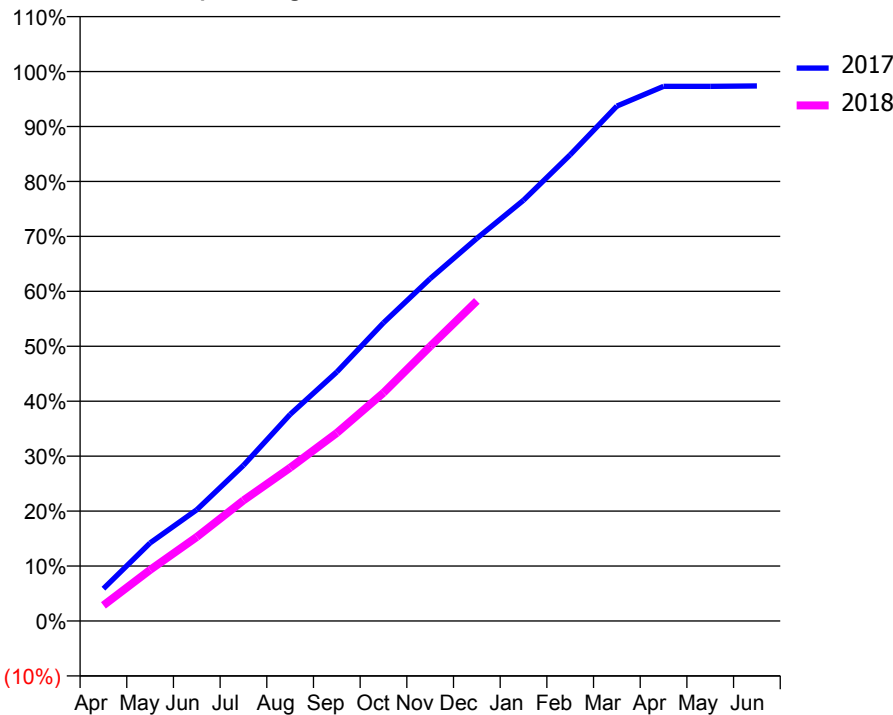
ACCESS*

Patients seen in 24 months	Total	Change since previous quarter
Quarter ending December 2016	5,049	
Quarter ending March 2017	5,093	→
Quarter ending June 2017	5,132	→
Quarter ending September 2017	5,150	→
Quarter ending December 2017	5,270	↑
Variance since December 2016	4.4%	↑



ACTIVITY

Cumulative percentage of contracted UDA delivered 2017 & 2018



Month	Adjusted Scheduled Activity (UDA)	
	2017	2018
April	785	482
May	1,898	1,578
June	2,704	2,595
July	3,782	3,725
August	5,019	4,737
September	6,051	5,811
October	7,244	7,048
November	8,317	8,483
December	9,297	9,888
January	10,223	
February	11,328	
March	12,510	
April	12,989	
May	12,989	
June	12,998	

QUALITY

	Quantity	Base Number	Contract	AT	Region	England
% of FP17s for the same patient ID Re-attending within 3 months - Children	147	1,852	7.9%	9.9%	11.8%	12.0%
% of FP17s for the same patient ID Re-attending within 3 months - Adults	711	4,211	16.9%	14.1%	15.3%	15.9%
% of FP17s for the same patient ID Re-attending between 3 & 9 months - Children	1,175	1,852	63.4%	60.8%	59.1%	58.0%
% of FP17s for the same patient ID Re-attending between 3 & 9 months - Adults	2,315	4,211	55.0%	52.9%	51.5%	50.5%
% of FP17s for Band 1 Urgent Courses	497	5,314	9.4%	7.2%	8.0%	9.0%
% of FP17s Relating to Free Repair or Replacements	83	5,314	1.6%	0.8%	0.8%	0.8%
% of FP17s Relating to Continuations	25	5,314	0.5%	1.1%	1.1%	1.1%
% of Patients satisfied with the dentistry they have received	8	10	80.0%	91.6%	91.6%	91.5%
% of Patients satisfied with the time they had to wait for an appointment	9	10	90.0%	86.9%	88.3%	87.9%

* This is based on patients treated on this contract for their most recent course of treatment. Figures in italics indicate the base number of FP17s or Patient Questionnaire responses are less than 100. N/A is shown where the base number of responses is less than 10 during the period. % is calculated as Quantity/Base number*100

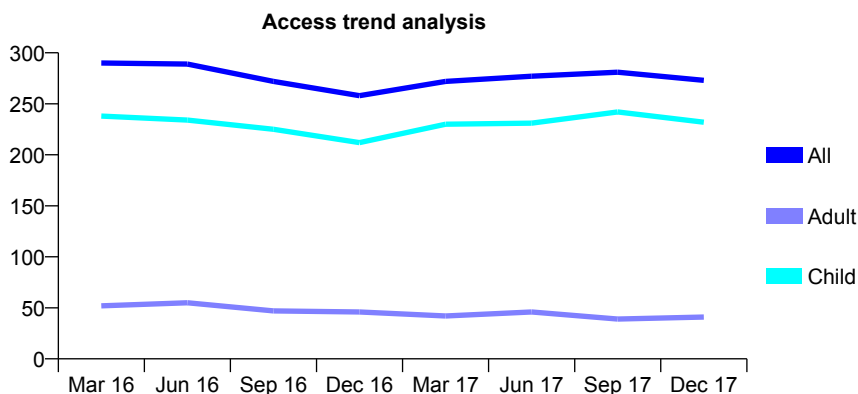
Q59 - Vital Signs At a Glance Contract Report for 151653/0001 - December 2017

Name or company name	The Forum Practice Ltd
Contract type name	GDS Contract
Purpose of contract	General and Orthodontic
Contract start date	01/10/2011
Contract end date	

17/18 Contracted general activity (UDA)	500
Carry forward general activity (UDA)	0
17/18 Contracted orthodontic activity (UOA)	1,169
Carry forward orthodontic activity (UOA)	6
Baseline contract value	£87,096.55

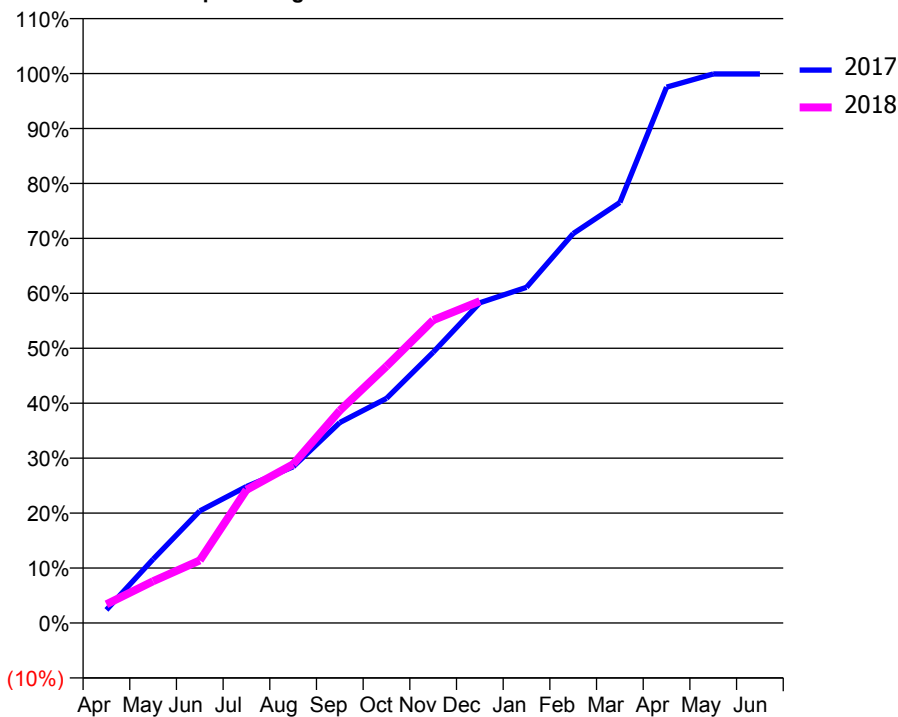
ACCESS*

Patients seen in 24 months	Total	Change since previous quarter
Quarter ending December 2016	258	
Quarter ending March 2017	272	↑
Quarter ending June 2017	277	→
Quarter ending September 2017	281	→
Quarter ending December 2017	273	↓
Variance since December 2016	5.8%	↑



ACTIVITY

Cumulative percentage of contracted UDA delivered 2017 & 2018



Month	Adjusted Scheduled Activity (UDA)	
	2017	2018
April	12	17
May	58	38
June	102	57
July	124	121
August	142	144
September	182	193
October	204	234
November	246	276
December	291	293
January	305	
February	354	
March	383	
April	488	
May	500	
June	500	

QUALITY

	Quantity	Base Number	Contract	AT	Region	England
% of FP17s for the same patient ID Re-attending within 3 months - Children	21	391	5.4%	9.9%	11.8%	12.0%
% of FP17s for the same patient ID Re-attending within 3 months - Adults	1	14	7.1%	14.1%	15.3%	15.9%
% of FP17s for the same patient ID Re-attending between 3 & 9 months - Children	167	391	42.7%	60.8%	59.1%	58.0%
% of FP17s for the same patient ID Re-attending between 3 & 9 months - Adults	6	14	42.9%	52.9%	51.5%	50.5%
% of FP17s for Band 1 Urgent Courses	4	212	1.9%	7.2%	8.0%	9.0%
% of FP17s Relating to Free Repair or Replacements	0	212	0.0%	0.8%	0.8%	0.8%
% of FP17s Relating to Continuations	2	212	0.9%	1.1%	1.1%	1.1%
% of Patients satisfied with the dentistry they have received	0	0	N/A	91.6%	91.6%	91.5%
% of Patients satisfied with the time they had to wait for an appointment	0	0	N/A	86.9%	88.3%	87.9%

* This is based on patients treated on this contract for their most recent course of treatment. Figures in italics indicate the base number of FP17s or Patient Questionnaire responses are less than 100. N/A is shown where the base number of responses is less than 10 during the period. % is calculated as Quantity/Base number*100

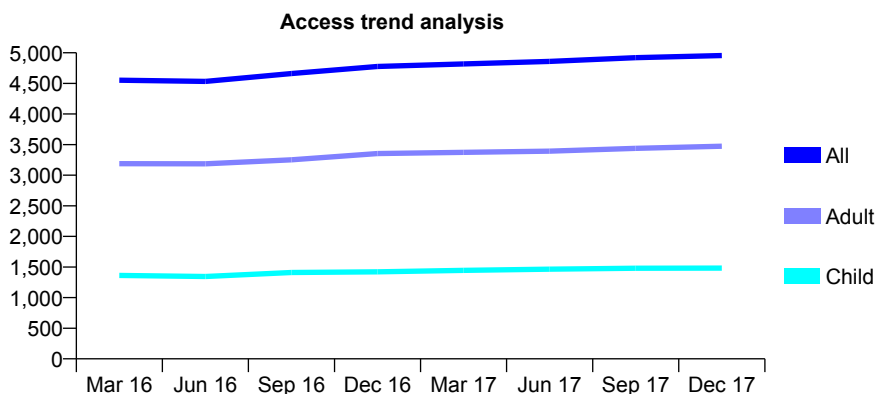
Q59 - Vital Signs At a Glance Contract Report for 153370/0001 - December 2017

Name or company name	Mrs K Attwall and Miss K Sadhra
Contract type name	GDS Contract
Purpose of contract	General and Orthodontic
Contract start date	01/04/2009
Contract end date	

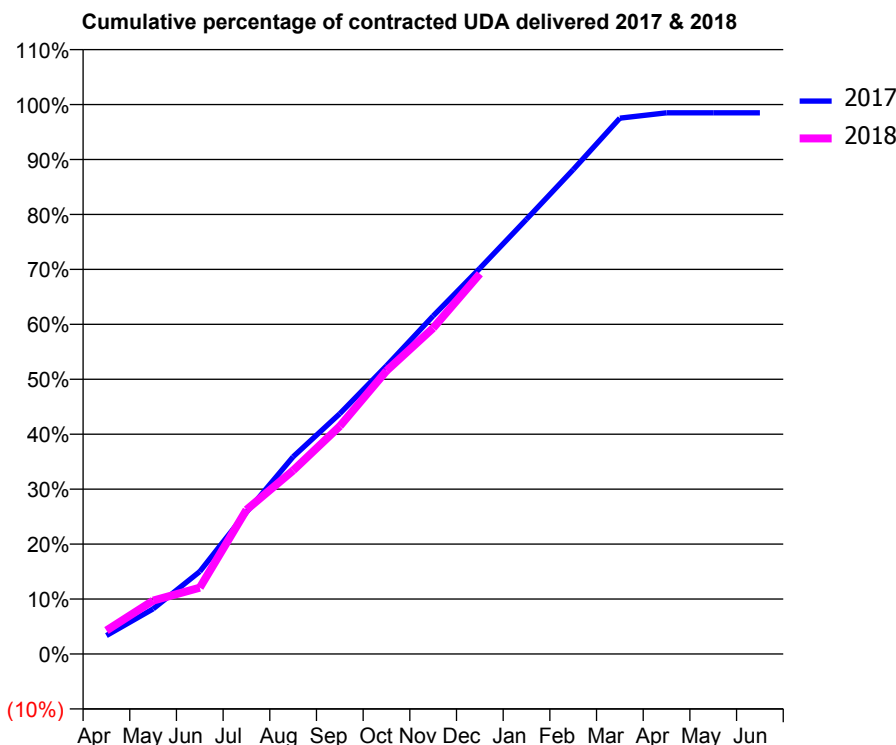
17/18 Contracted general activity (UDA)	15,375
Carry forward general activity (UDA)	219
17/18 Contracted orthodontic activity (UOA)	0
Carry forward orthodontic activity (UOA)	0
Baseline contract value	£375,776.05

ACCESS*

Patients seen in 24 months	Total	Change since previous quarter
Quarter ending December 2016	4,776	
Quarter ending March 2017	4,818	→
Quarter ending June 2017	4,859	→
Quarter ending September 2017	4,921	→
Quarter ending December 2017	4,955	→
Variance since December 2016	3.7%	↑



ACTIVITY



Month	Adjusted Scheduled Activity (UDA)	
	2017	2018
April	491	658
May	1,200	1,493
June	2,189	1,858
July	3,766	4,037
August	5,236	5,136
September	6,381	6,376
October	7,653	7,922
November	8,977	9,121
December	10,241	10,638
January	11,542	
February	12,860	
March	14,225	
April	14,366	
May	14,366	
June	14,369	

QUALITY

	Quantity	Base Number	Contract	AT	Region	England
% of FP17s for the same patient ID Re-attending within 3 months - Children	197	1,840	10.7%	9.9%	11.8%	12.0%
% of FP17s for the same patient ID Re-attending within 3 months - Adults	596	4,065	14.7%	14.1%	15.3%	15.9%
% of FP17s for the same patient ID Re-attending between 3 & 9 months - Children	1,201	1,840	65.3%	60.8%	59.1%	58.0%
% of FP17s for the same patient ID Re-attending between 3 & 9 months - Adults	2,518	4,065	61.9%	52.9%	51.5%	50.5%
% of FP17s for Band 1 Urgent Courses	302	5,795	5.2%	7.2%	8.0%	9.0%
% of FP17s Relating to Free Repair or Replacements	59	5,795	1.0%	0.8%	0.8%	0.8%
% of FP17s Relating to Continuations	52	5,795	0.9%	1.1%	1.1%	1.1%
% of Patients satisfied with the dentistry they have received	7	7	N/A	91.6%	91.6%	91.5%
% of Patients satisfied with the time they had to wait for an appointment	7	7	N/A	86.9%	88.3%	87.9%

* This is based on patients treated on this contract for their most recent course of treatment. Figures in italics indicate the base number of FP17s or Patient Questionnaire responses are less than 100. N/A is shown where the base number of responses is less than 10 during the period. % is calculated as Quantity/Base number*100

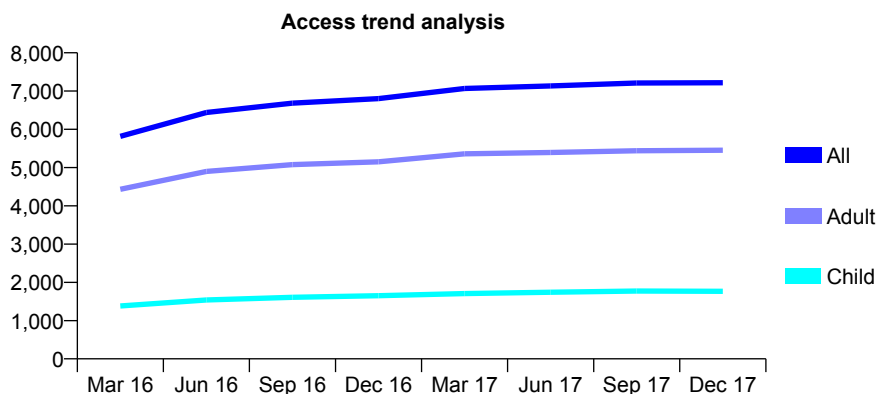
Q59 - Vital Signs At a Glance Contract Report for 153796/0002 - December 2017

Name or company name	Smile Centre (Boston) Ltd
Contract type name	GDS Contract
Purpose of contract	General
Contract start date	01/04/2013
Contract end date	

17/18 Contracted general activity (UDA)	21,200
Carry forward general activity (UDA)	567
17/18 Contracted orthodontic activity (UOA)	0
Carry forward orthodontic activity (UOA)	0
Baseline contract value	£575,766.46

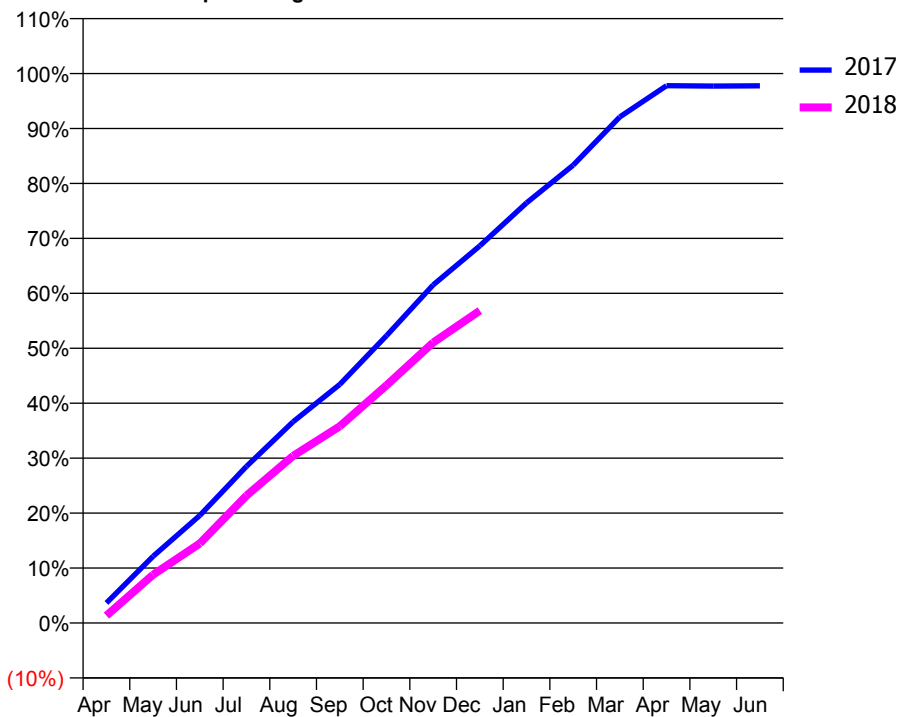
ACCESS*

Patients seen in 24 months	Total	Change since previous quarter
Quarter ending December 2016	6,801	
Quarter ending March 2017	7,066	↑
Quarter ending June 2017	7,135	→
Quarter ending September 2017	7,211	→
Quarter ending December 2017	7,219	→
Variance since December 2016	6.1%	↑



ACTIVITY

Cumulative percentage of contracted UDA delivered 2017 & 2018



Month	Adjusted Scheduled Activity (UDA)	
	2017	2018
April	923	285
May	3,061	1,867
June	4,933	3,066
July	7,183	4,918
August	9,230	6,446
September	10,945	7,593
October	13,177	9,172
November	15,506	10,821
December	17,294	12,052
January	19,264	
February	20,997	
March	23,213	
April	24,642	
May	24,625	
June	24,633	

QUALITY

	Quantity	Base Number	Contract	AT	Region	England
% of FP17s for the same patient ID Re-attending within 3 months - Children	187	1,782	10.5%	9.9%	11.8%	12.0%
% of FP17s for the same patient ID Re-attending within 3 months - Adults	647	4,256	15.2%	14.1%	15.3%	15.9%
% of FP17s for the same patient ID Re-attending between 3 & 9 months - Children	957	1,782	53.7%	60.8%	59.1%	58.0%
% of FP17s for the same patient ID Re-attending between 3 & 9 months - Adults	1,645	4,256	38.7%	52.9%	51.5%	50.5%
% of FP17s for Band 1 Urgent Courses	1,363	5,565	24.5%	7.2%	8.0%	9.0%
% of FP17s Relating to Free Repair or Replacements	19	5,565	0.3%	0.8%	0.8%	0.8%
% of FP17s Relating to Continuations	10	5,565	0.2%	1.1%	1.1%	1.1%
% of Patients satisfied with the dentistry they have received	7	8	N/A	91.6%	91.6%	91.5%
% of Patients satisfied with the time they had to wait for an appointment	6	8	N/A	86.9%	88.3%	87.9%

* This is based on patients treated on this contract for their most recent course of treatment. Figures in italics indicate the base number of FP17s or Patient Questionnaire responses are less than 100. N/A is shown where the base number of responses is less than 10 during the period. % is calculated as Quantity/Base number*100

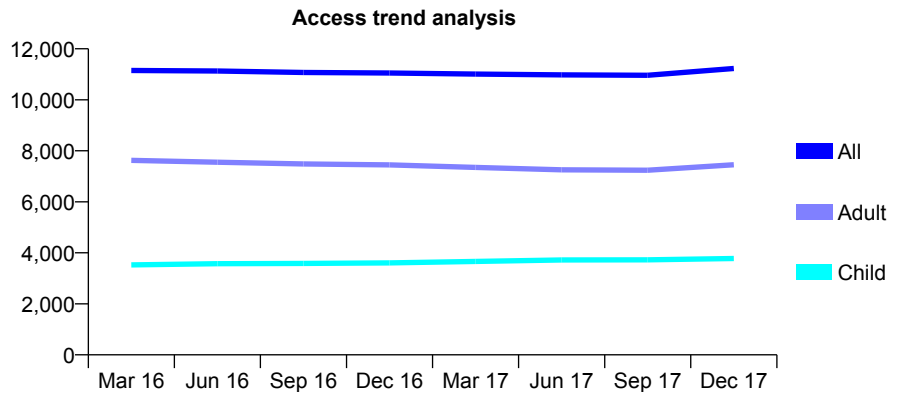
Q59 - Vital Signs At a Glance Contract Report for 153931/0001 - December 2017

Name or company name	Wong, Wallbuton, Eastwood, Ashraf & But
Contract type name	GDS Contract
Purpose of contract	General and Orthodontic
Contract start date	01/04/2006
Contract end date	

17/18 Contracted general activity (UDA)	31,000
Carry forward general activity (UDA)	0
17/18 Contracted orthodontic activity (UOA)	524
Carry forward orthodontic activity (UOA)	4
Baseline contract value	£726,306.87

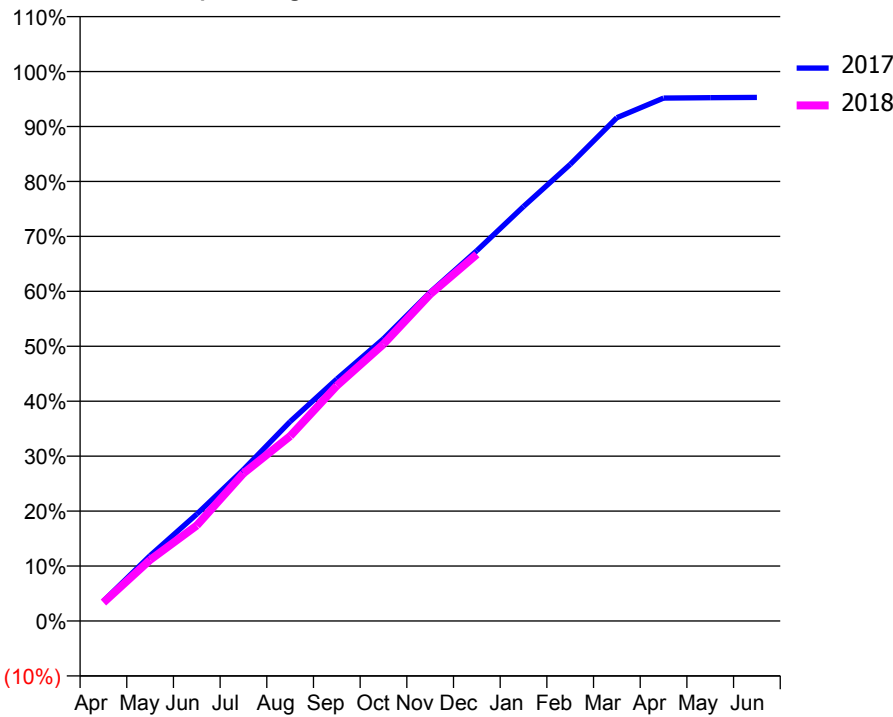
ACCESS*

Patients seen in 24 months	Total	Change since previous quarter
Quarter ending December 2016	11,052	
Quarter ending March 2017	11,011	→
Quarter ending June 2017	10,976	→
Quarter ending September 2017	10,963	→
Quarter ending December 2017	11,228	↑
Variance since December 2016	1.6%	→



ACTIVITY

Cumulative percentage of contracted UDA delivered 2017 & 2018



Month	Adjusted Scheduled Activity (UDA)	
	2017	2018
April	1,051	1,043
May	3,454	3,452
June	5,641	5,391
July	7,988	8,330
August	10,523	10,431
September	12,770	13,276
October	14,895	15,622
November	17,351	18,433
December	19,550	20,684
January	21,877	
February	24,098	
March	26,563	
April	27,597	
May	27,621	
June	27,633	

QUALITY

	Quantity	Base Number	Contract	AT	Region	England
% of FP17s for the same patient ID Re-attending within 3 months - Children	346	4,695	7.4%	9.9%	11.8%	12.0%
% of FP17s for the same patient ID Re-attending within 3 months - Adults	909	8,619	10.5%	14.1%	15.3%	15.9%
% of FP17s for the same patient ID Re-attending between 3 & 9 months - Children	3,204	4,695	68.2%	60.8%	59.1%	58.0%
% of FP17s for the same patient ID Re-attending between 3 & 9 months - Adults	5,362	8,619	62.2%	52.9%	51.5%	50.5%
% of FP17s for Band 1 Urgent Courses	585	11,715	5.0%	7.2%	8.0%	9.0%
% of FP17s Relating to Free Repair or Replacements	133	11,715	1.1%	0.8%	0.8%	0.8%
% of FP17s Relating to Continuations	112	11,715	1.0%	1.1%	1.1%	1.1%
% of Patients satisfied with the dentistry they have received	10	11	90.9%	91.6%	91.6%	91.5%
% of Patients satisfied with the time they had to wait for an appointment	10	11	90.9%	86.9%	88.3%	87.9%

* This is based on patients treated on this contract for their most recent course of treatment. Figures in italics indicate the base number of FP17s or Patient Questionnaire responses are less than 100. N/A is shown where the base number of responses is less than 10 during the period. % is calculated as Quantity/Base number*100

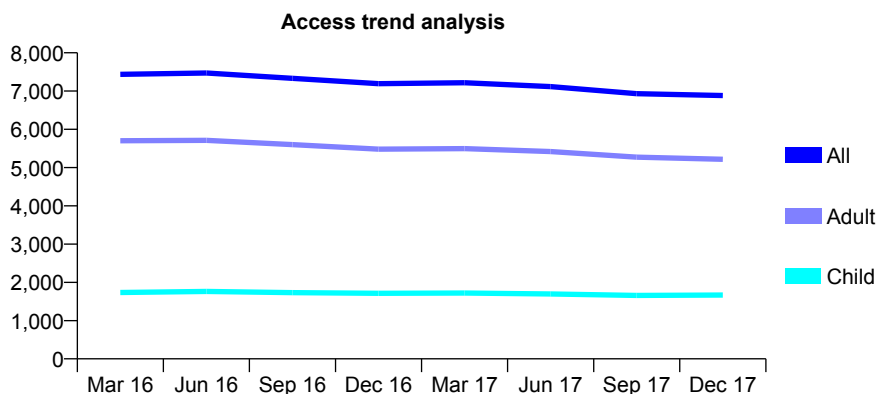
Q59 - Vital Signs At a Glance Contract Report for 156132/0001 - December 2017

Name or company name	S Lidder & S Chahal T/A Lutterworth DP
Contract type name	GDS Contract
Purpose of contract	General
Contract start date	01/08/2013
Contract end date	

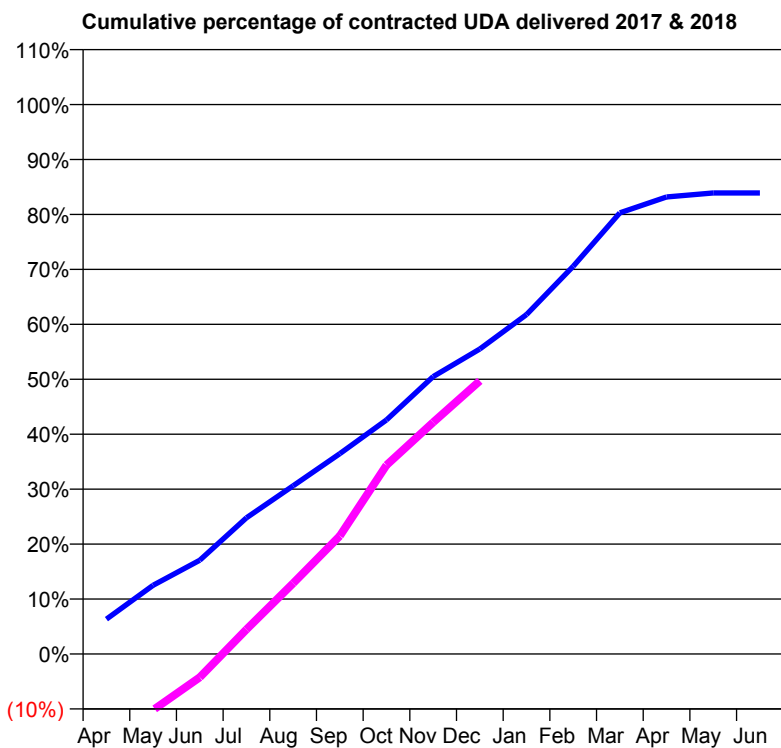
17/18 Contracted general activity (UDA)	14,326
Carry forward general activity (UDA)	3,432
17/18 Contracted orthodontic activity (UOA)	0
Carry forward orthodontic activity (UOA)	0
Baseline contract value	£323,375.21

ACCESS*

Patients seen in 24 months	Total	Change since previous quarter
Quarter ending December 2016	7,193	
Quarter ending March 2017	7,216	→
Quarter ending June 2017	7,116	↓
Quarter ending September 2017	6,932	↓
Quarter ending December 2017	6,883	→
Variance since December 2016	(4.3%)	↓



ACTIVITY



Month	Adjusted Scheduled Activity (UDA)	
	2017	2018
April	1,355	-2,914
May	2,669	-1,466
June	3,642	-611
July	5,285	641
August	6,527	1,845
September	7,775	3,079
October	9,087	4,923
November	10,765	6,039
December	11,839	7,123
January	13,173	
February	15,049	
March	17,120	
April	17,740	
May	17,894	
June	17,894	

QUALITY

	Quantity	Base Number	Contract	AT	Region	England
% of FP17s for the same patient ID Re-attending within 3 months - Children	80	1,831	4.4%	9.9%	11.8%	12.0%
% of FP17s for the same patient ID Re-attending within 3 months - Adults	621	5,060	12.3%	14.1%	15.3%	15.9%
% of FP17s for the same patient ID Re-attending between 3 & 9 months - Children	1,262	1,831	68.9%	60.8%	59.1%	58.0%
% of FP17s for the same patient ID Re-attending between 3 & 9 months - Adults	2,561	5,060	50.6%	52.9%	51.5%	50.5%
% of FP17s for Band 1 Urgent Courses	275	6,145	4.5%	7.2%	8.0%	9.0%
% of FP17s Relating to Free Repair or Replacements	51	6,145	0.8%	0.8%	0.8%	0.8%
% of FP17s Relating to Continuations	12	6,145	0.2%	1.1%	1.1%	1.1%
% of Patients satisfied with the dentistry they have received	8	9	N/A	91.6%	91.6%	91.5%
% of Patients satisfied with the time they had to wait for an appointment	9	9	N/A	86.9%	88.3%	87.9%

* This is based on patients treated on this contract for their most recent course of treatment. Figures in italics indicate the base number of FP17s or Patient Questionnaire responses are less than 100. N/A is shown where the base number of responses is less than 10 during the period. % is calculated as Quantity/Base number*100

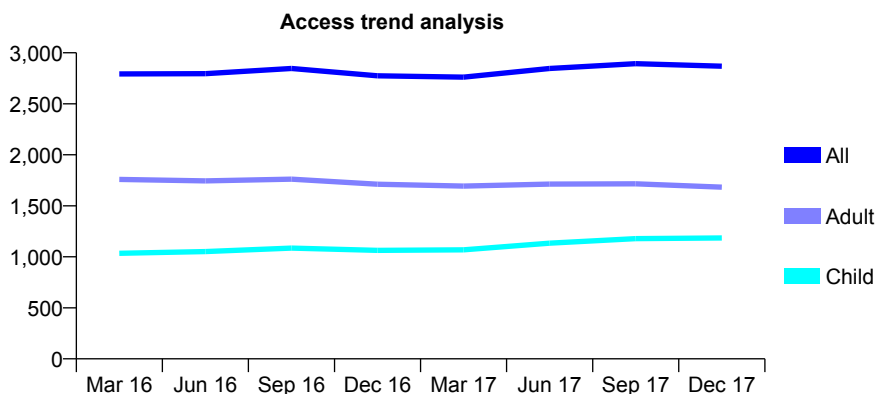
Q59 - Vital Signs At a Glance Contract Report for 157813/0001 - December 2017

Name or company name	H.S. Virdee (Home Farm) Ltd.
Contract type name	GDS Contract
Purpose of contract	General and Orthodontic
Contract start date	01/09/2009
Contract end date	

17/18 Contracted general activity (UDA)	8,251
Carry forward general activity (UDA)	-147
17/18 Contracted orthodontic activity (UOA)	125
Carry forward orthodontic activity (UOA)	0
Baseline contract value	£218,625.16

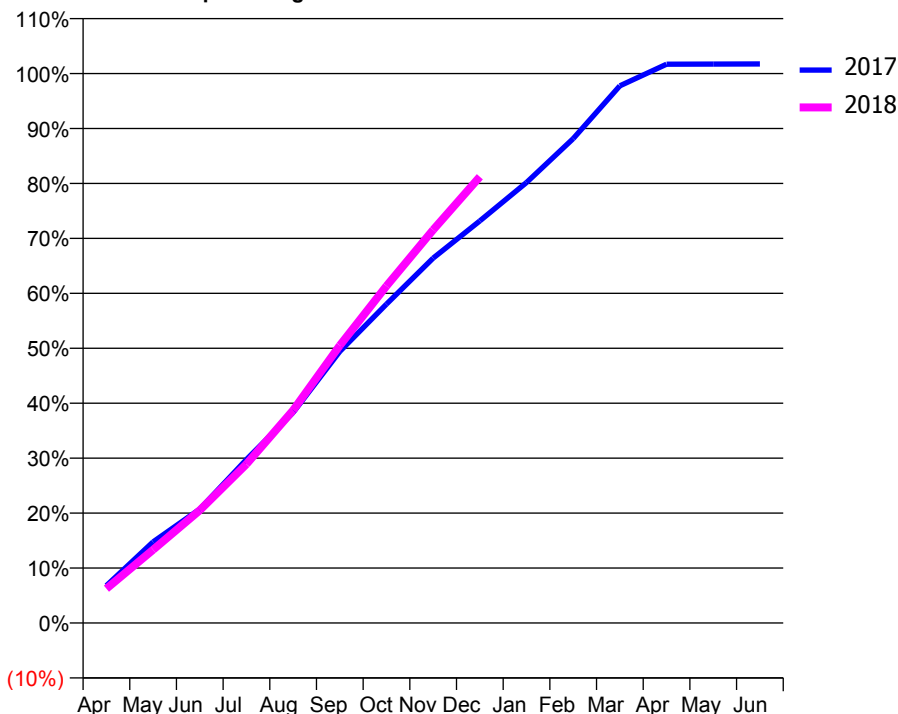
ACCESS*

Patients seen in 24 months	Total	Change since previous quarter
Quarter ending December 2016	2,775	
Quarter ending March 2017	2,761	→
Quarter ending June 2017	2,847	↑
Quarter ending September 2017	2,894	→
Quarter ending December 2017	2,868	→
Variance since December 2016	3.4%	↑



ACTIVITY

Cumulative percentage of contracted UDA delivered 2017 & 2018



Month	Adjusted Scheduled Activity (UDA)	
	2017	2018
April	572	515
May	1,241	1,101
June	1,742	1,693
July	2,501	2,387
August	3,219	3,195
September	4,152	4,168
October	4,875	5,060
November	5,578	5,904
December	6,147	6,701
January	6,734	
February	7,405	
March	8,212	
April	8,543	
May	8,546	
June	8,548	

QUALITY

	Quantity	Base Number	Contract	AT	Region	England
% of FP17s for the same patient ID Re-attending within 3 months - Children	50	1,159	4.3%	9.9%	11.8%	12.0%
% of FP17s for the same patient ID Re-attending within 3 months - Adults	170	1,597	10.6%	14.1%	15.3%	15.9%
% of FP17s for the same patient ID Re-attending between 3 & 9 months - Children	552	1,159	47.6%	60.8%	59.1%	58.0%
% of FP17s for the same patient ID Re-attending between 3 & 9 months - Adults	684	1,597	42.8%	52.9%	51.5%	50.5%
% of FP17s for Band 1 Urgent Courses	94	2,280	4.1%	7.2%	8.0%	9.0%
% of FP17s Relating to Free Repair or Replacements	7	2,280	0.3%	0.8%	0.8%	0.8%
% of FP17s Relating to Continuations	17	2,280	0.7%	1.1%	1.1%	1.1%
% of Patients satisfied with the dentistry they have received	1	1	N/A	91.6%	91.6%	91.5%
% of Patients satisfied with the time they had to wait for an appointment	1	1	N/A	86.9%	88.3%	87.9%

* This is based on patients treated on this contract for their most recent course of treatment. Figures in italics indicate the base number of FP17s or Patient Questionnaire responses are less than 100. N/A is shown where the base number of responses is less than 10 during the period. % is calculated as Quantity/Base number*100

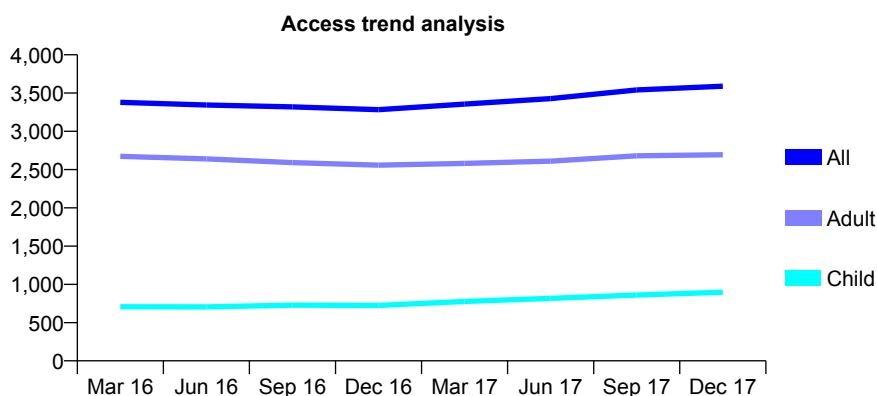
Q59 - Vital Signs At a Glance Contract Report for 159212/0001 - December 2017

Name or company name	J Ahmad, M Hallen, A Persson & A Alfreds
Contract type name	GDS Contract
Purpose of contract	General
Contract start date	05/10/2009
Contract end date	

17/18 Contracted general activity (UDA)	9,188
Carry forward general activity (UDA)	235
17/18 Contracted orthodontic activity (UOA)	0
Carry forward orthodontic activity (UOA)	0
Baseline contract value	£232,821.06

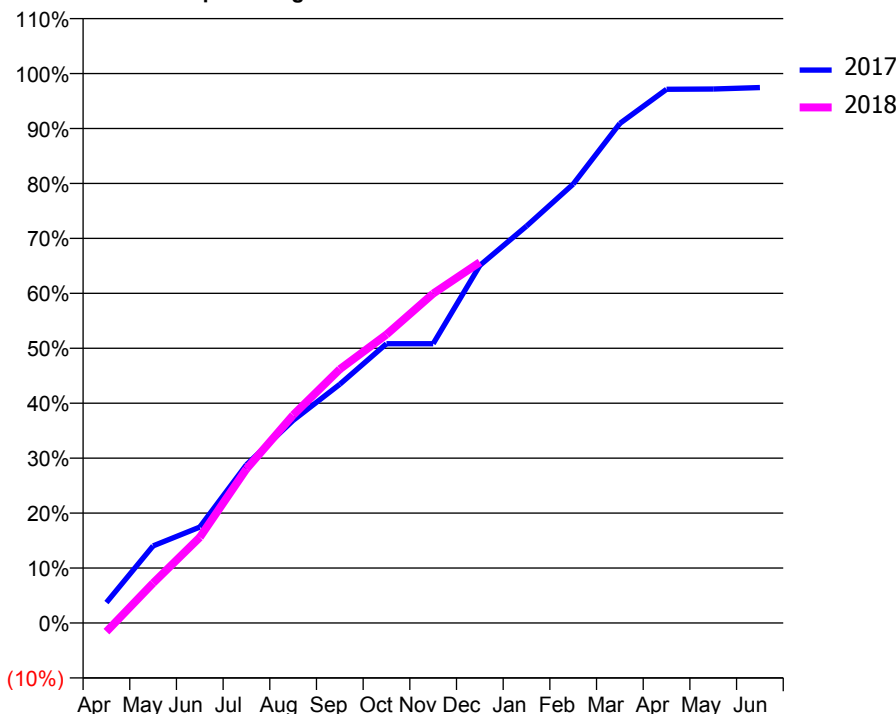
ACCESS*

Patients seen in 24 months	Total	Change since previous quarter
Quarter ending December 2016	3,283	
Quarter ending March 2017	3,356	↑
Quarter ending June 2017	3,427	↑
Quarter ending September 2017	3,541	↑
Quarter ending December 2017	3,590	→
Variance since December 2016	9.4%	↑



ACTIVITY

Cumulative percentage of contracted UDA delivered 2017 & 2018



Month	Adjusted Scheduled Activity (UDA)	
	2017	2018
April	343	-146
May	1,289	668
June	1,605	1,432
July	2,649	2,576
August	3,387	3,477
September	3,993	4,245
October	4,669	4,823
November	4,669	5,509
December	5,979	6,032
January	6,636	
February	7,339	
March	8,353	
April	8,924	
May	8,929	
June	8,953	

QUALITY

	Quantity	Base Number	Contract	AT	Region	England
% of FP17s for the same patient ID Re-attending within 3 months - Children	68	975	7.0%	9.9%	11.8%	12.0%
% of FP17s for the same patient ID Re-attending within 3 months - Adults	324	2,749	11.8%	14.1%	15.3%	15.9%
% of FP17s for the same patient ID Re-attending between 3 & 9 months - Children	555	975	56.9%	60.8%	59.1%	58.0%
% of FP17s for the same patient ID Re-attending between 3 & 9 months - Adults	1,626	2,749	59.1%	52.9%	51.5%	50.5%
% of FP17s for Band 1 Urgent Courses	127	3,442	3.7%	7.2%	8.0%	9.0%
% of FP17s Relating to Free Repair or Replacements	23	3,442	0.7%	0.8%	0.8%	0.8%
% of FP17s Relating to Continuations	48	3,442	1.4%	1.1%	1.1%	1.1%
% of Patients satisfied with the dentistry they have received	8	8	N/A	91.6%	91.6%	91.5%
% of Patients satisfied with the time they had to wait for an appointment	8	8	N/A	86.9%	88.3%	87.9%

* This is based on patients treated on this contract for their most recent course of treatment. Figures in italics indicate the base number of FP17s or Patient Questionnaire responses are less than 100. N/A is shown where the base number of responses is less than 10 during the period. % is calculated as Quantity/Base number*100

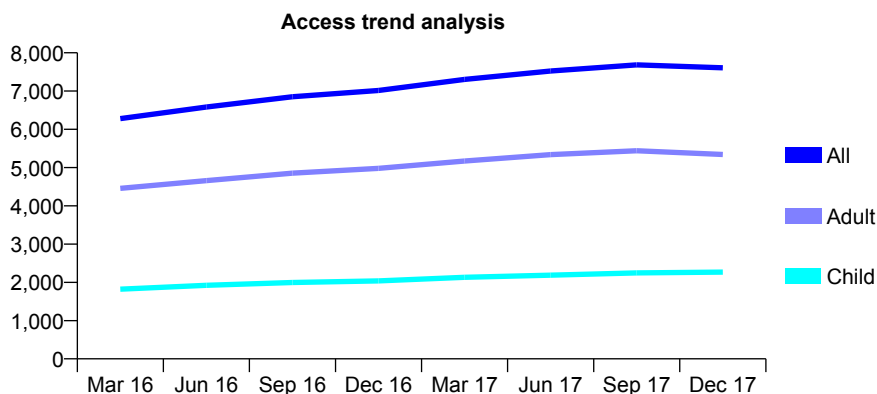
Q59 - Vital Signs At a Glance Contract Report for 160652/0001 - December 2017

Name or company name	Carillon Dental Care Limited
Contract type name	Pilot Contract
Purpose of contract	General
Contract start date	01/05/2014
Contract end date	

17/18 Contracted general activity (UDA)	21,417
Carry forward general activity (UDA)	0
17/18 Contracted orthodontic activity (UOA)	0
Carry forward orthodontic activity (UOA)	0
Baseline contract value	£554,893.92

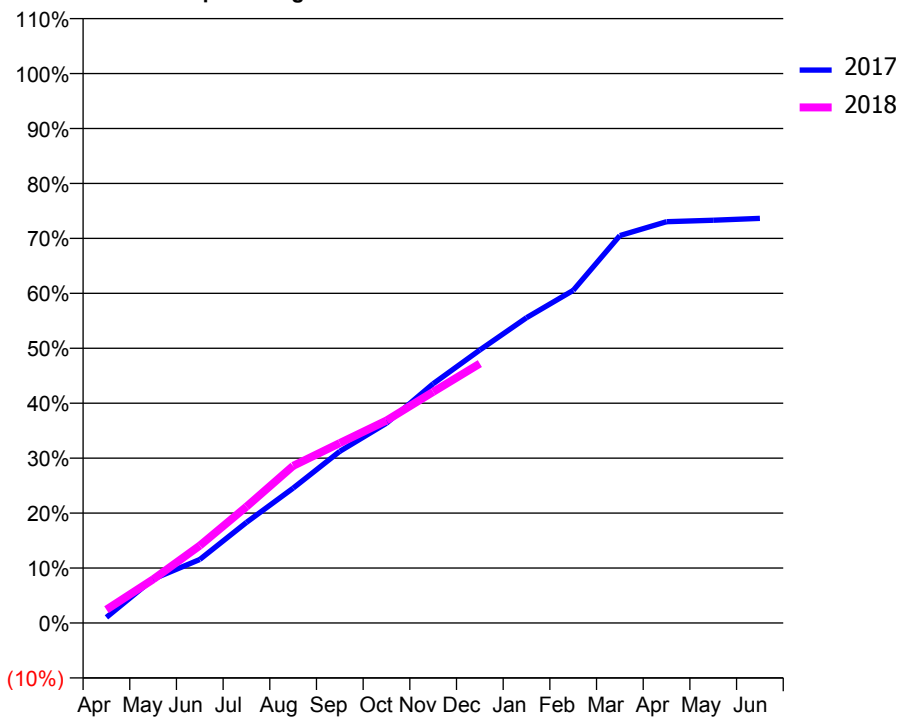
ACCESS*

Patients seen in 24 months	Total	Change since previous quarter
Quarter ending December 2016	7,016	
Quarter ending March 2017	7,303	↑
Quarter ending June 2017	7,525	↑
Quarter ending September 2017	7,684	↑
Quarter ending December 2017	7,608	→
Variance since December 2016	8.4%	↑



ACTIVITY

Cumulative percentage of contracted UDA delivered 2017 & 2018



Month	Adjusted Scheduled Activity (UDA)	
	2017	2018
April	220	520
May	1,714	1,703
June	2,474	3,018
July	3,921	4,537
August	5,257	6,122
September	6,693	7,015
October	7,788	7,894
November	9,326	9,011
December	10,642	10,112
January	11,901	
February	12,965	
March	15,102	
April	15,639	
May	15,696	
June	15,770	

QUALITY

	Quantity	Base Number	Contract	AT	Region	England
% of FP17s for the same patient ID Re-attending within 3 months - Children	84	1,741	4.8%	9.9%	11.8%	12.0%
% of FP17s for the same patient ID Re-attending within 3 months - Adults	388	3,216	12.1%	14.1%	15.3%	15.9%
% of FP17s for the same patient ID Re-attending between 3 & 9 months - Children	678	1,741	38.9%	60.8%	59.1%	58.0%
% of FP17s for the same patient ID Re-attending between 3 & 9 months - Adults	726	3,216	22.6%	52.9%	51.5%	50.5%
% of FP17s for Band 1 Urgent Courses	239	4,573	5.2%	7.2%	8.0%	9.0%
% of FP17s Relating to Free Repair or Replacements	19	4,573	0.4%	0.8%	0.8%	0.8%
% of FP17s Relating to Continuations	35	4,573	0.8%	1.1%	1.1%	1.1%
% of Patients satisfied with the dentistry they have received	3	3	N/A	91.6%	91.6%	91.5%
% of Patients satisfied with the time they had to wait for an appointment	3	3	N/A	86.9%	88.3%	87.9%

* This is based on patients treated on this contract for their most recent course of treatment. Figures in italics indicate the base number of FP17s or Patient Questionnaire responses are less than 100. N/A is shown where the base number of responses is less than 10 during the period. % is calculated as Quantity/Base number*100

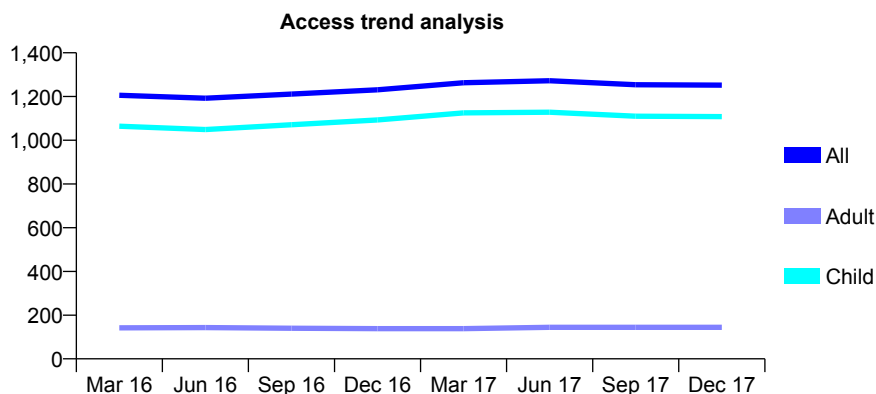
Q59 - Vital Signs At a Glance Contract Report for 161047/0001 - December 2017

Name or company name	Mr M Koria & Mrs S Moncur
Contract type name	GDS Contract
Purpose of contract	General
Contract start date	01/05/2012
Contract end date	

17/18 Contracted general activity (UDA)	2,950
Carry forward general activity (UDA)	98
17/18 Contracted orthodontic activity (UOA)	0
Carry forward orthodontic activity (UOA)	0
Baseline contract value	£68,743.24

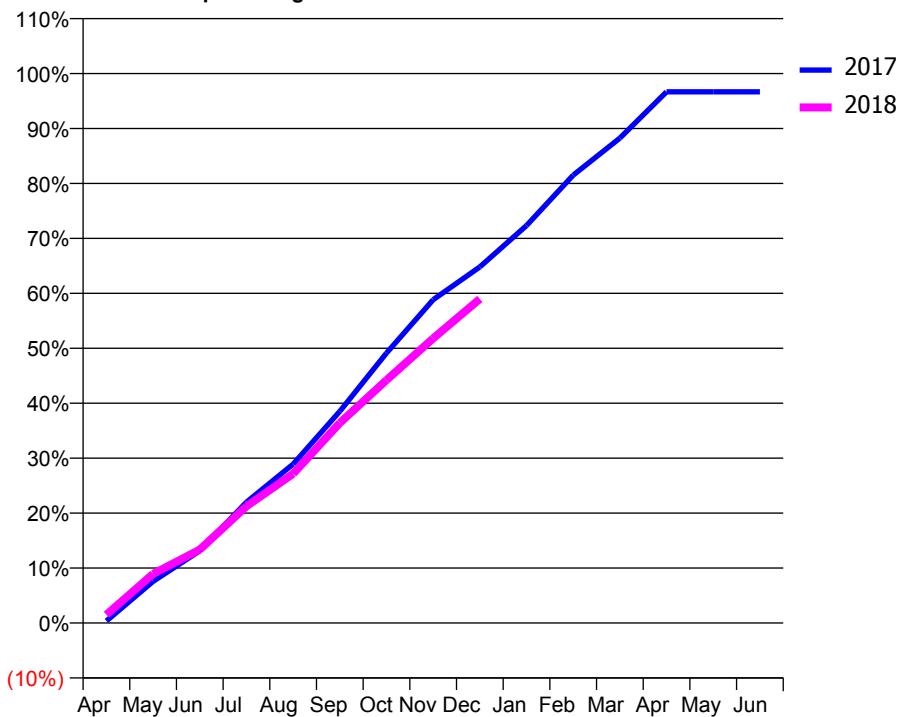
ACCESS*

Patients seen in 24 months	Total	Change since previous quarter
Quarter ending December 2016	1,231	
Quarter ending March 2017	1,263	↑
Quarter ending June 2017	1,272	→
Quarter ending September 2017	1,254	↓
Quarter ending December 2017	1,252	→
Variance since December 2016	1.7%	→



ACTIVITY

Cumulative percentage of contracted UDA delivered 2017 & 2018



Month	Adjusted Scheduled Activity (UDA)	
	2017	2018
April	11	45
May	223	264
June	387	394
July	649	627
August	853	801
September	1,136	1,074
October	1,449	1,304
November	1,736	1,528
December	1,912	1,740
January	2,133	
February	2,404	
March	2,603	
April	2,852	
May	2,852	
June	2,852	

QUALITY

	Quantity	Base Number	Contract	AT	Region	England
% of FP17s for the same patient ID Re-attending within 3 months - Children	102	1,386	7.4%	9.9%	11.8%	12.0%
% of FP17s for the same patient ID Re-attending within 3 months - Adults	6	51	11.8%	14.1%	15.3%	15.9%
% of FP17s for the same patient ID Re-attending between 3 & 9 months - Children	979	1,386	70.6%	60.8%	59.1%	58.0%
% of FP17s for the same patient ID Re-attending between 3 & 9 months - Adults	33	51	64.7%	52.9%	51.5%	50.5%
% of FP17s for Band 1 Urgent Courses	79	1,296	6.1%	7.2%	8.0%	9.0%
% of FP17s Relating to Free Repair or Replacements	0	1,296	0.0%	0.8%	0.8%	0.8%
% of FP17s Relating to Continuations	11	1,296	0.8%	1.1%	1.1%	1.1%
% of Patients satisfied with the dentistry they have received	0	0	N/A	91.6%	91.6%	91.5%
% of Patients satisfied with the time they had to wait for an appointment	0	0	N/A	86.9%	88.3%	87.9%

* This is based on patients treated on this contract for their most recent course of treatment. Figures in italics indicate the base number of FP17s or Patient Questionnaire responses are less than 100. N/A is shown where the base number of responses is less than 10 during the period. % is calculated as Quantity/Base number*100

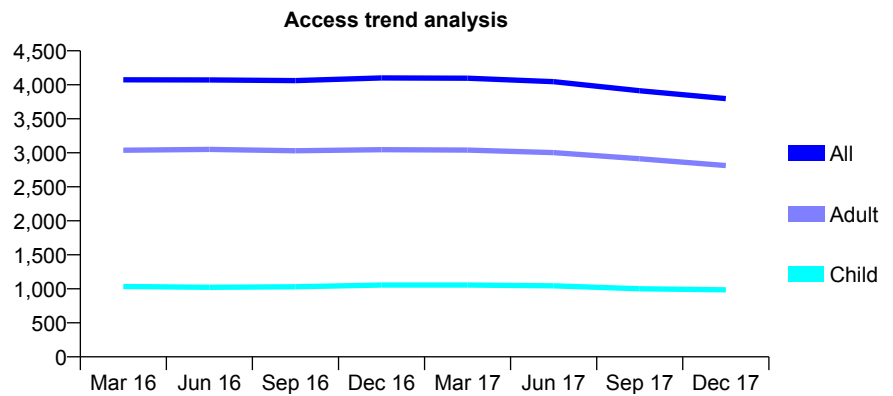
Q59 - Vital Signs At a Glance Contract Report for 161489/0001 - December 2017

Name or company name	Olive Tree Dental Practice Limited
Contract type name	GDS Contract
Purpose of contract	General
Contract start date	14/02/2012
Contract end date	

17/18 Contracted general activity (UDA)	11,510
Carry forward general activity (UDA)	-61
17/18 Contracted orthodontic activity (UOA)	0
Carry forward orthodontic activity (UOA)	0
Baseline contract value	£241,440.68

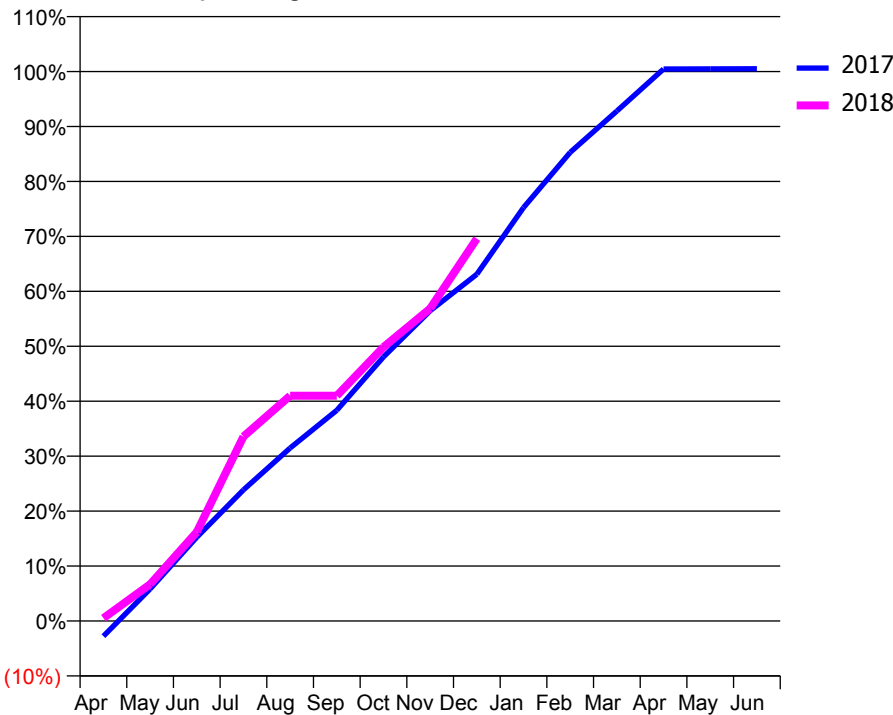
ACCESS*

Patients seen in 24 months	Total	Change since previous quarter
Quarter ending December 2016	4,101	
Quarter ending March 2017	4,097	→
Quarter ending June 2017	4,046	↓
Quarter ending September 2017	3,913	↓
Quarter ending December 2017	3,798	↓
Variance since December 2016	(7.4%)	↓



ACTIVITY

Cumulative percentage of contracted UDA delivered 2017 & 2018



Month	Adjusted Scheduled Activity (UDA)	
	2017	2018
April	-340	61
May	714	769
June	1,871	1,866
July	2,926	3,864
August	3,861	4,720
September	4,701	4,720
October	5,892	5,739
November	6,922	6,547
December	7,736	8,010
January	9,223	
February	10,456	
March	11,377	
April	12,314	
May	12,318	
June	12,321	

QUALITY

	Quantity	Base Number	Contract	AT	Region	England
% of FP17s for the same patient ID Re-attending within 3 months - Children	78	1,163	6.7%	9.9%	11.8%	12.0%
% of FP17s for the same patient ID Re-attending within 3 months - Adults	528	3,377	15.6%	14.1%	15.3%	15.9%
% of FP17s for the same patient ID Re-attending between 3 & 9 months - Children	811	1,163	69.7%	60.8%	59.1%	58.0%
% of FP17s for the same patient ID Re-attending between 3 & 9 months - Adults	2,271	3,377	67.2%	52.9%	51.5%	50.5%
% of FP17s for Band 1 Urgent Courses	215	4,095	5.3%	7.2%	8.0%	9.0%
% of FP17s Relating to Free Repair or Replacements	104	4,095	2.5%	0.8%	0.8%	0.8%
% of FP17s Relating to Continuations	45	4,095	1.1%	1.1%	1.1%	1.1%
% of Patients satisfied with the dentistry they have received	3	3	N/A	91.6%	91.6%	91.5%
% of Patients satisfied with the time they had to wait for an appointment	3	3	N/A	86.9%	88.3%	87.9%

* This is based on patients treated on this contract for their most recent course of treatment. Figures in italics indicate the base number of FP17s or Patient Questionnaire responses are less than 100. N/A is shown where the base number of responses is less than 10 during the period. % is calculated as Quantity/Base number*100

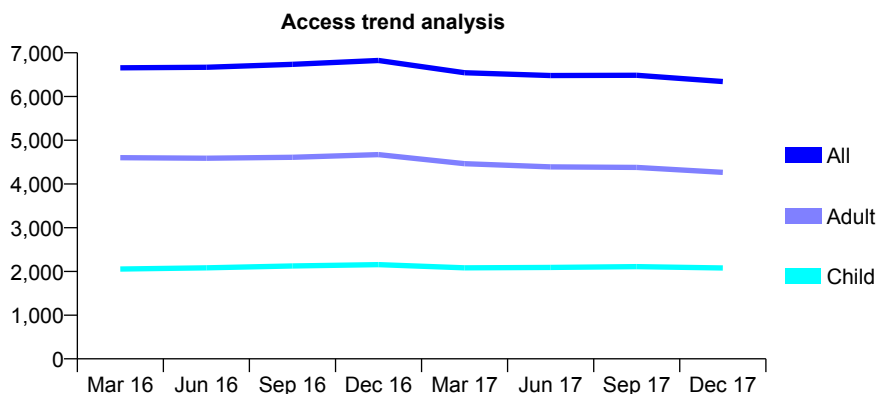
Q59 - Vital Signs At a Glance Contract Report for 162078/0001 - December 2017

Name or company name	Dr Hindocha Ltd.
Contract type name	GDS Contract
Purpose of contract	General
Contract start date	01/05/2007
Contract end date	

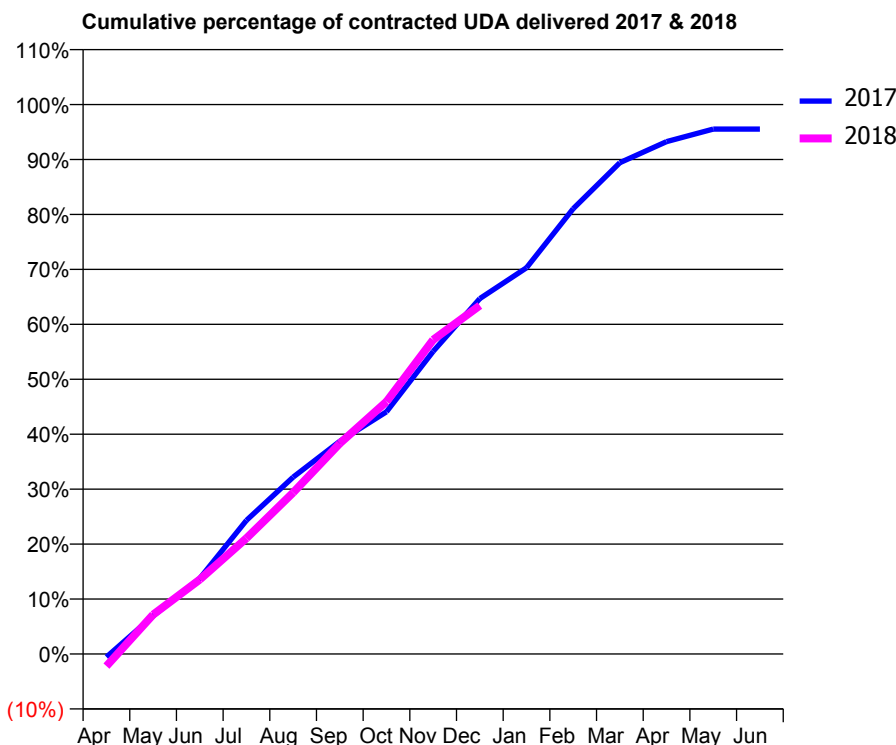
17/18 Contracted general activity (UDA)	15,789
Carry forward general activity (UDA)	707
17/18 Contracted orthodontic activity (UOA)	0
Carry forward orthodontic activity (UOA)	0
Baseline contract value	£410,947.35

ACCESS*

Patients seen in 24 months	Total	Change since previous quarter
Quarter ending December 2016	6,826	
Quarter ending March 2017	6,545	↓
Quarter ending June 2017	6,481	→
Quarter ending September 2017	6,486	→
Quarter ending December 2017	6,344	↓
Variance since December 2016	(7.1%)	↓



ACTIVITY



Month	Adjusted Scheduled Activity (UDA)	
	2017	2018
April	-91	-350
May	1,092	1,131
June	2,175	2,140
July	3,843	3,327
August	5,084	4,639
September	6,112	6,053
October	6,960	7,252
November	8,696	9,030
December	10,213	10,015
January	11,098	
February	12,795	
March	14,117	
April	14,724	
May	15,081	
June	15,082	

QUALITY

	Quantity	Base Number	Contract	AT	Region	England
% of FP17s for the same patient ID Re-attending within 3 months - Children	96	1,528	6.3%	9.9%	11.8%	12.0%
% of FP17s for the same patient ID Re-attending within 3 months - Adults	471	3,052	15.4%	14.1%	15.3%	15.9%
% of FP17s for the same patient ID Re-attending between 3 & 9 months - Children	457	1,528	29.9%	60.8%	59.1%	58.0%
% of FP17s for the same patient ID Re-attending between 3 & 9 months - Adults	892	3,052	29.2%	52.9%	51.5%	50.5%
% of FP17s for Band 1 Urgent Courses	391	4,204	9.3%	7.2%	8.0%	9.0%
% of FP17s Relating to Free Repair or Replacements	25	4,204	0.6%	0.8%	0.8%	0.8%
% of FP17s Relating to Continuations	100	4,204	2.4%	1.1%	1.1%	1.1%
% of Patients satisfied with the dentistry they have received	3	3	N/A	91.6%	91.6%	91.5%
% of Patients satisfied with the time they had to wait for an appointment	3	3	N/A	86.9%	88.3%	87.9%

* This is based on patients treated on this contract for their most recent course of treatment. Figures in italics indicate the base number of FP17s or Patient Questionnaire responses are less than 100. N/A is shown where the base number of responses is less than 10 during the period. % is calculated as Quantity/Base number*100

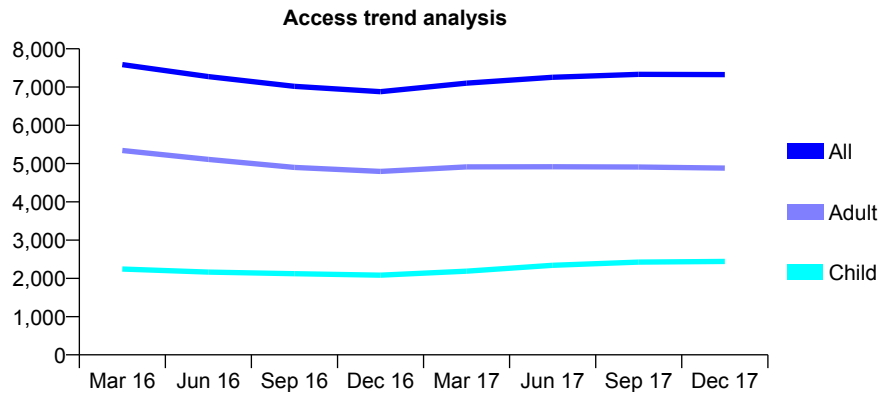
Q59 - Vital Signs At a Glance Contract Report for 162078/0002 - December 2017

Name or company name	Dr Hindocha Ltd.
Contract type name	GDS Contract
Purpose of contract	General
Contract start date	01/05/2007
Contract end date	

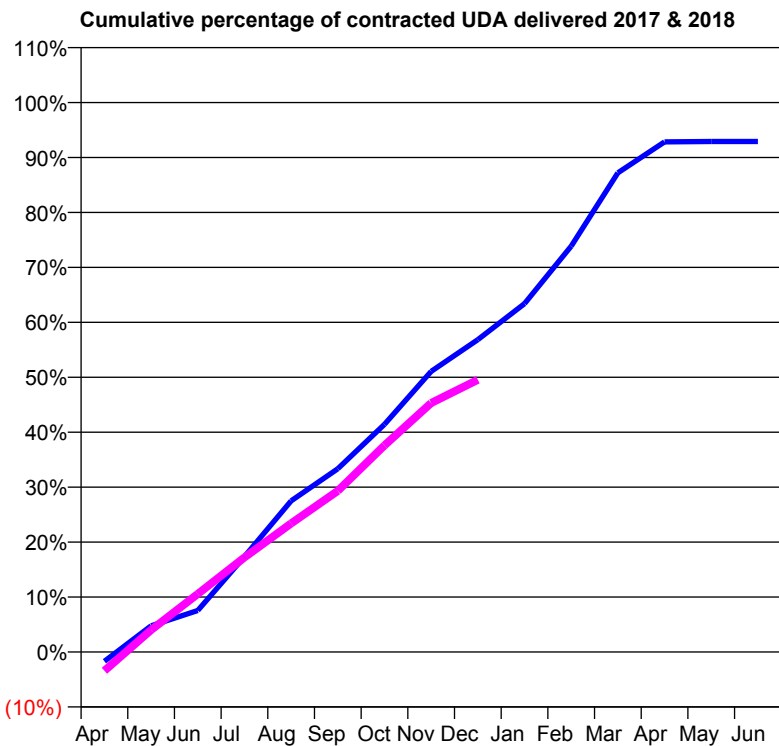
17/18 Contracted general activity (UDA)	23,226
Carry forward general activity (UDA)	1,387
17/18 Contracted orthodontic activity (UOA)	0
Carry forward orthodontic activity (UOA)	0
Baseline contract value	£597,119.34

ACCESS*

Patients seen in 24 months	Total	Change since previous quarter
Quarter ending December 2016	6,879	
Quarter ending March 2017	7,101	↑
Quarter ending June 2017	7,257	↑
Quarter ending September 2017	7,333	→
Quarter ending December 2017	7,324	→
Variance since December 2016	6.5%	↑



ACTIVITY



Month	Adjusted Scheduled Activity (UDA)	
	2017	2018
April	-337	-795
May	933	933
June	1,481	2,454
July	3,399	4,001
August	5,387	5,436
September	6,529	6,809
October	8,110	8,734
November	9,999	10,527
December	11,130	11,504
January	12,410	
February	14,457	
March	17,069	
April	18,171	
May	18,189	
June	18,189	

QUALITY

	Quantity	Base Number	Contract	AT	Region	England
% of FP17s for the same patient ID Re-attending within 3 months - Children	159	2,060	7.7%	9.9%	11.8%	12.0%
% of FP17s for the same patient ID Re-attending within 3 months - Adults	514	3,678	14.0%	14.1%	15.3%	15.9%
% of FP17s for the same patient ID Re-attending between 3 & 9 months - Children	698	2,060	33.9%	60.8%	59.1%	58.0%
% of FP17s for the same patient ID Re-attending between 3 & 9 months - Adults	1,192	3,678	32.4%	52.9%	51.5%	50.5%
% of FP17s for Band 1 Urgent Courses	922	5,275	17.5%	7.2%	8.0%	9.0%
% of FP17s Relating to Free Repair or Replacements	31	5,275	0.6%	0.8%	0.8%	0.8%
% of FP17s Relating to Continuations	38	5,275	0.7%	1.1%	1.1%	1.1%
% of Patients satisfied with the dentistry they have received	3	4	N/A	91.6%	91.6%	91.5%
% of Patients satisfied with the time they had to wait for an appointment	4	4	N/A	86.9%	88.3%	87.9%

* This is based on patients treated on this contract for their most recent course of treatment. Figures in italics indicate the base number of FP17s or Patient Questionnaire responses are less than 100. N/A is shown where the base number of responses is less than 10 during the period. % is calculated as Quantity/Base number*100

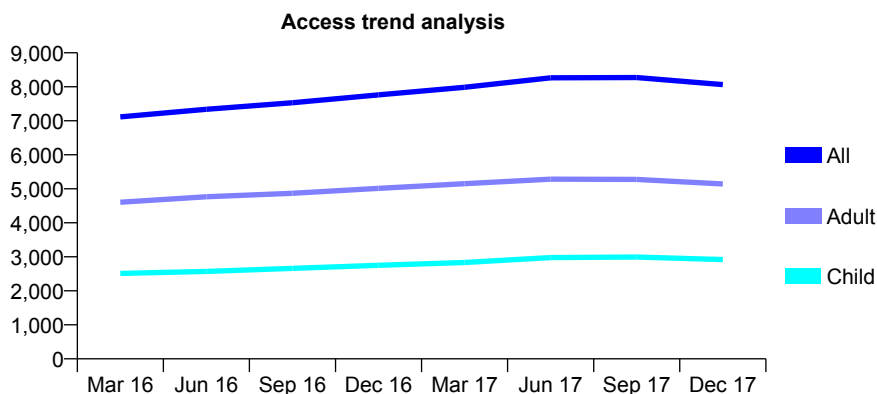
Q59 - Vital Signs At a Glance Contract Report for 162078/0003 - December 2017

Name or company name	Dr Hindocha Ltd.
Contract type name	GDS Contract
Purpose of contract	General
Contract start date	01/05/2007
Contract end date	

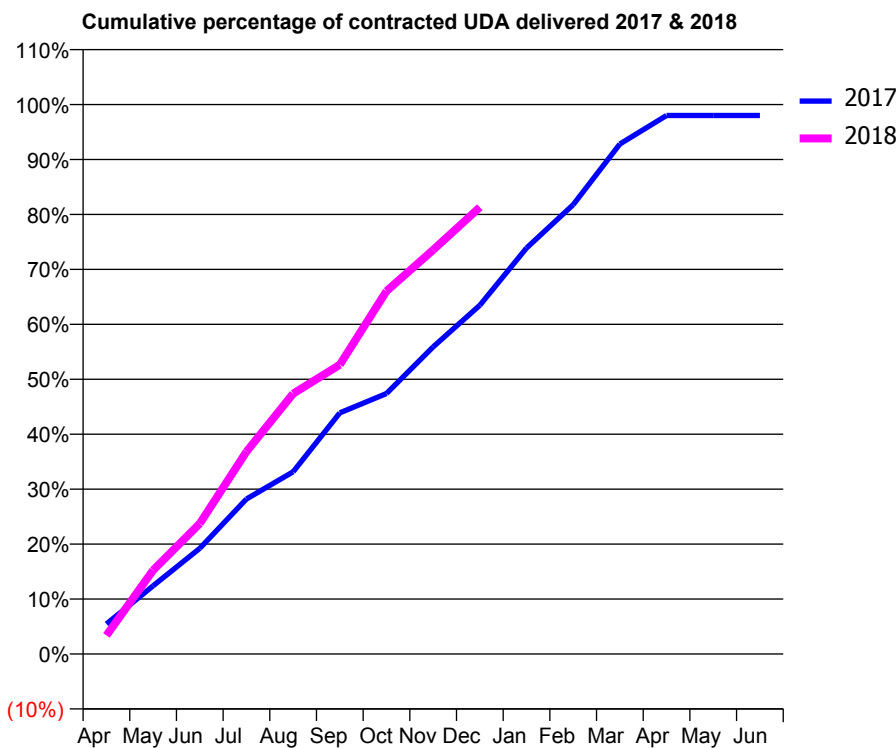
17/18 Contracted general activity (UDA)	17,811
Carry forward general activity (UDA)	-234
17/18 Contracted orthodontic activity (UOA)	0
Carry forward orthodontic activity (UOA)	0
Baseline contract value	£465,596.17

ACCESS*

Patients seen in 24 months	Total	Change since previous quarter
Quarter ending December 2016	7,763	
Quarter ending March 2017	7,987	↑
Quarter ending June 2017	8,266	↑
Quarter ending September 2017	8,272	→
Quarter ending December 2017	8,064	↓
Variance since December 2016	3.9%	↑



ACTIVITY



Month	Adjusted Scheduled Activity (UDA)	
	2017	2018
April	1,272	605
May	2,881	2,718
June	4,462	4,229
July	6,546	6,560
August	7,698	8,438
September	10,187	9,378
October	11,001	11,765
November	12,975	13,100
December	14,731	14,482
January	17,147	
February	18,980	
March	21,542	
April	22,745	
May	22,745	
June	22,745	

QUALITY

	Quantity	Base Number	Contract	AT	Region	England
% of FP17s for the same patient ID Re-attending within 3 months - Children	182	2,395	7.6%	9.9%	11.8%	12.0%
% of FP17s for the same patient ID Re-attending within 3 months - Adults	892	4,168	21.4%	14.1%	15.3%	15.9%
% of FP17s for the same patient ID Re-attending between 3 & 9 months - Children	913	2,395	38.1%	60.8%	59.1%	58.0%
% of FP17s for the same patient ID Re-attending between 3 & 9 months - Adults	1,346	4,168	32.3%	52.9%	51.5%	50.5%
% of FP17s for Band 1 Urgent Courses	788	6,141	12.8%	7.2%	8.0%	9.0%
% of FP17s Relating to Free Repair or Replacements	149	6,141	2.4%	0.8%	0.8%	0.8%
% of FP17s Relating to Continuations	48	6,141	0.8%	1.1%	1.1%	1.1%
% of Patients satisfied with the dentistry they have received	2	2	N/A	91.6%	91.6%	91.5%
% of Patients satisfied with the time they had to wait for an appointment	2	2	N/A	86.9%	88.3%	87.9%

* This is based on patients treated on this contract for their most recent course of treatment. Figures in italics indicate the base number of FP17s or Patient Questionnaire responses are less than 100. N/A is shown where the base number of responses is less than 10 during the period. % is calculated as Quantity/Base number*100

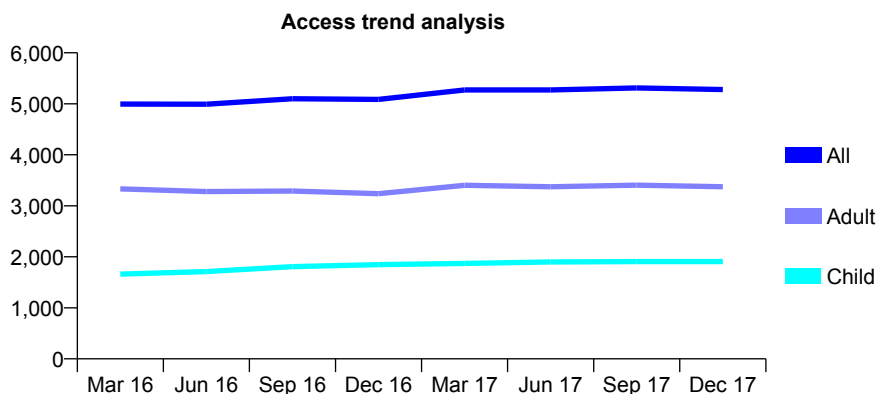
Q59 - Vital Signs At a Glance Contract Report for 162078/0004 - December 2017

Name or company name	Dr Hindocha Ltd.
Contract type name	GDS Contract
Purpose of contract	General
Contract start date	01/05/2007
Contract end date	

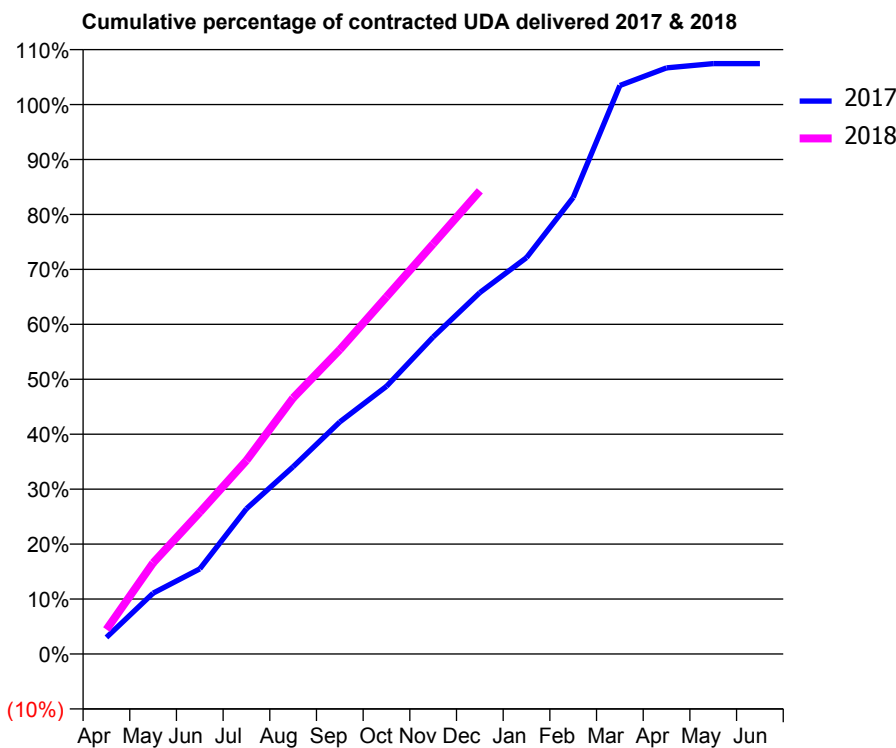
17/18 Contracted general activity (UDA)	11,036
Carry forward general activity (UDA)	-256
17/18 Contracted orthodontic activity (UOA)	0
Carry forward orthodontic activity (UOA)	0
Baseline contract value	£262,594.56

ACCESS*

Patients seen in 24 months	Total	Change since previous quarter
Quarter ending December 2016	5,086	
Quarter ending March 2017	5,273	↑
Quarter ending June 2017	5,272	→
Quarter ending September 2017	5,312	→
Quarter ending December 2017	5,280	→
Variance since December 2016	3.8%	↑



ACTIVITY



Month	Adjusted Scheduled Activity (UDA)	
	2017	2018
April	388	492
May	1,423	1,831
June	1,989	2,846
July	3,393	3,886
August	4,376	5,144
September	5,423	6,112
October	6,253	7,172
November	7,407	8,236
December	8,443	9,302
January	9,261	
February	10,664	
March	13,279	
April	13,691	
May	13,792	
June	13,792	

QUALITY

	Quantity	Base Number	Contract	AT	Region	England
% of FP17s for the same patient ID Re-attending within 3 months - Children	138	1,514	9.1%	9.9%	11.8%	12.0%
% of FP17s for the same patient ID Re-attending within 3 months - Adults	361	2,577	14.0%	14.1%	15.3%	15.9%
% of FP17s for the same patient ID Re-attending between 3 & 9 months - Children	477	1,514	31.5%	60.8%	59.1%	58.0%
% of FP17s for the same patient ID Re-attending between 3 & 9 months - Adults	784	2,577	30.4%	52.9%	51.5%	50.5%
% of FP17s for Band 1 Urgent Courses	512	3,862	13.3%	7.2%	8.0%	9.0%
% of FP17s Relating to Free Repair or Replacements	95	3,862	2.5%	0.8%	0.8%	0.8%
% of FP17s Relating to Continuations	78	3,862	2.0%	1.1%	1.1%	1.1%
% of Patients satisfied with the dentistry they have received	5	6	N/A	91.6%	91.6%	91.5%
% of Patients satisfied with the time they had to wait for an appointment	5	6	N/A	86.9%	88.3%	87.9%

* This is based on patients treated on this contract for their most recent course of treatment. Figures in italics indicate the base number of FP17s or Patient Questionnaire responses are less than 100. N/A is shown where the base number of responses is less than 10 during the period. % is calculated as Quantity/Base number*100

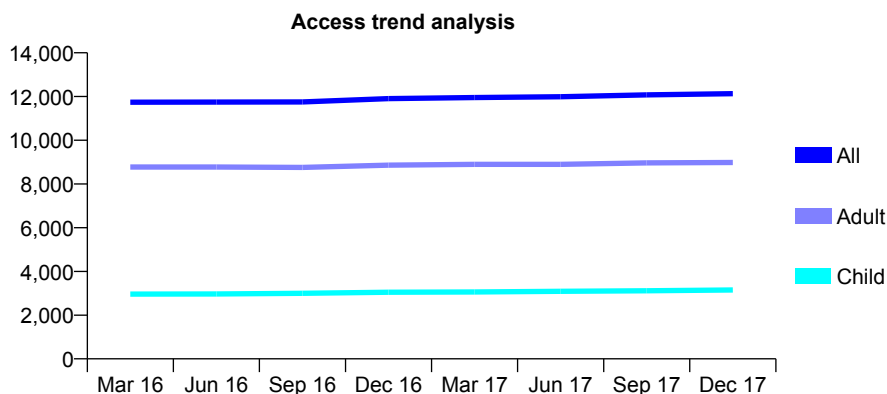
Q59 - Vital Signs At a Glance Contract Report for 164275/0001 - December 2017

Name or company name	Patel and Hanji
Contract type name	GDS Contract
Purpose of contract	General
Contract start date	01/02/2012
Contract end date	

17/18 Contracted general activity (UDA)	36,421
Carry forward general activity (UDA)	441
17/18 Contracted orthodontic activity (UOA)	0
Carry forward orthodontic activity (UOA)	0
Baseline contract value	£801,109.80

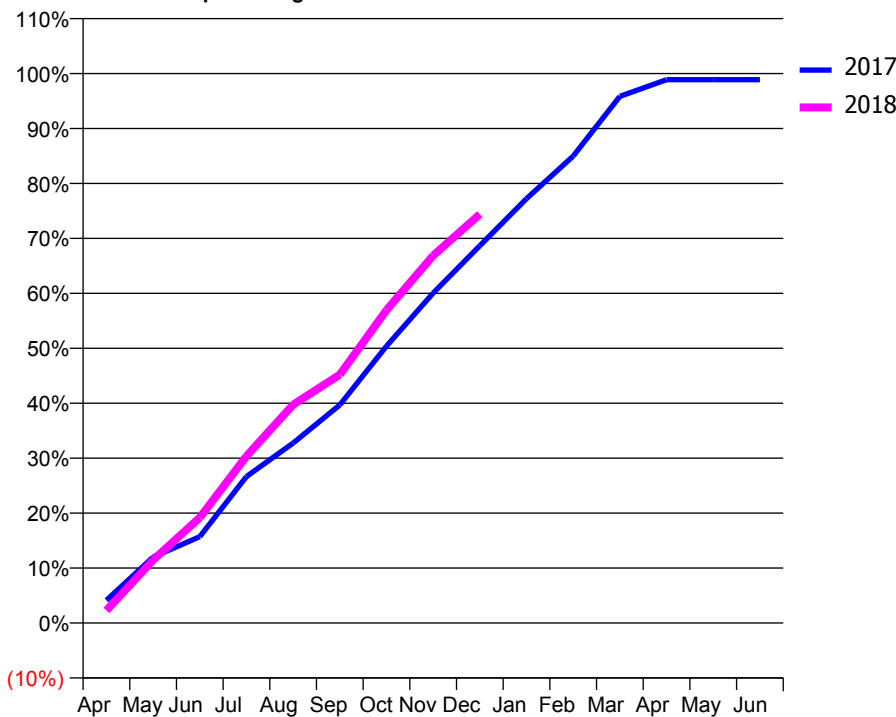
ACCESS*

Patients seen in 24 months	Total	Change since previous quarter
Quarter ending December 2016	11,904	
Quarter ending March 2017	11,954	→
Quarter ending June 2017	11,989	→
Quarter ending September 2017	12,077	→
Quarter ending December 2017	12,130	→
Variance since December 2016	1.9%	→



ACTIVITY

Cumulative percentage of contracted UDA delivered 2017 & 2018



Month	Adjusted Scheduled Activity (UDA)	
	2017	2018
April	1,626	834
May	4,730	4,175
June	6,193	6,987
July	10,507	11,065
August	12,907	14,475
September	15,643	16,460
October	19,868	20,743
November	23,672	24,352
December	27,069	27,094
January	30,442	
February	33,492	
March	37,785	
April	38,981	
May	38,980	
June	38,980	

QUALITY

	Quantity	Base Number	Contract	AT	Region	England
% of FP17s for the same patient ID Re-attending within 3 months - Children	306	3,475	8.8%	9.9%	11.8%	12.0%
% of FP17s for the same patient ID Re-attending within 3 months - Adults	1,371	9,501	14.4%	14.1%	15.3%	15.9%
% of FP17s for the same patient ID Re-attending between 3 & 9 months - Children	2,038	3,475	58.6%	60.8%	59.1%	58.0%
% of FP17s for the same patient ID Re-attending between 3 & 9 months - Adults	5,313	9,501	55.9%	52.9%	51.5%	50.5%
% of FP17s for Band 1 Urgent Courses	1,202	12,470	9.6%	7.2%	8.0%	9.0%
% of FP17s Relating to Free Repair or Replacements	282	12,470	2.3%	0.8%	0.8%	0.8%
% of FP17s Relating to Continuations	120	12,470	1.0%	1.1%	1.1%	1.1%
% of Patients satisfied with the dentistry they have received	21	22	95.5%	91.6%	91.6%	91.5%
% of Patients satisfied with the time they had to wait for an appointment	17	22	77.3%	86.9%	88.3%	87.9%

* This is based on patients treated on this contract for their most recent course of treatment. Figures in italics indicate the base number of FP17s or Patient Questionnaire responses are less than 100. N/A is shown where the base number of responses is less than 10 during the period. % is calculated as Quantity/Base number*100

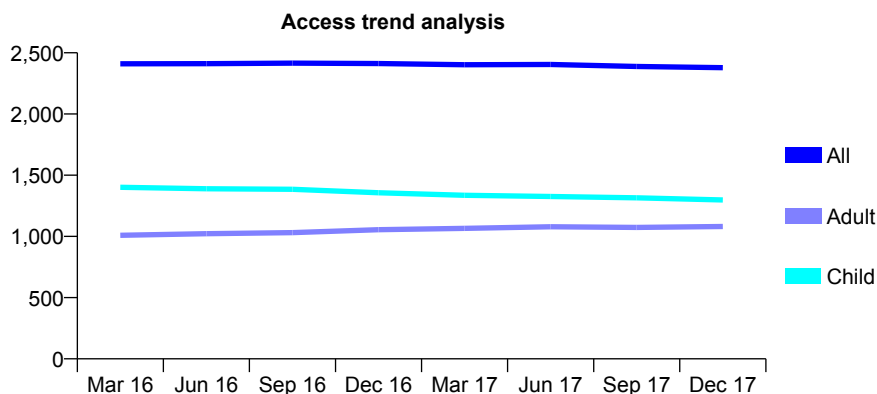
Q59 - Vital Signs At a Glance Contract Report for 166189/0001 - December 2017

Name or company name	Mr R Kidy & Ms P Sarna
Contract type name	GDS Contract
Purpose of contract	General and Orthodontic
Contract start date	01/04/2011
Contract end date	

17/18 Contracted general activity (UDA)	7,050
Carry forward general activity (UDA)	0
17/18 Contracted orthodontic activity (UOA)	4,137
Carry forward orthodontic activity (UOA)	104
Baseline contract value	£439,017.19

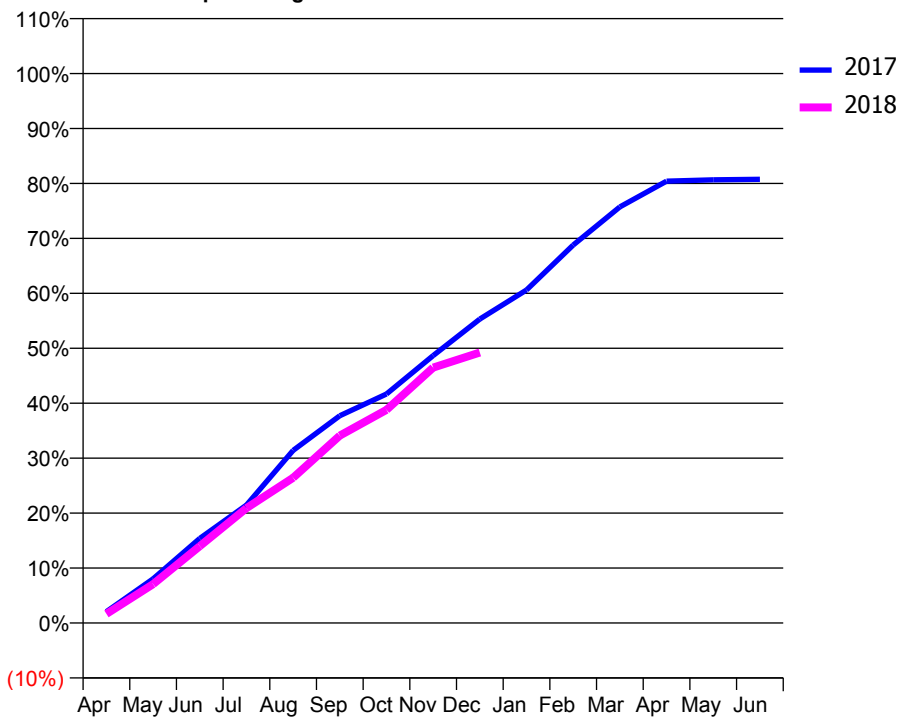
ACCESS*

Patients seen in 24 months	Total	Change since previous quarter
Quarter ending December 2016	2,412	
Quarter ending March 2017	2,402	→
Quarter ending June 2017	2,405	→
Quarter ending September 2017	2,388	→
Quarter ending December 2017	2,379	→
Variance since December 2016	(1.4%)	↓



ACTIVITY

Cumulative percentage of contracted UDA delivered 2017 & 2018



Month	Adjusted Scheduled Activity (UDA)	
	2017	2018
April	146	117
May	567	498
June	1,085	986
July	1,513	1,474
August	2,214	1,864
September	2,659	2,405
October	2,938	2,734
November	3,430	3,277
December	3,900	3,470
January	4,272	
February	4,849	
March	5,338	
April	5,668	
May	5,686	
June	5,692	

QUALITY

	Quantity	Base Number	Contract	AT	Region	England
% of FP17s for the same patient ID Re-attending within 3 months - Children	211	2,061	10.2%	9.9%	11.8%	12.0%
% of FP17s for the same patient ID Re-attending within 3 months - Adults	144	1,075	13.4%	14.1%	15.3%	15.9%
% of FP17s for the same patient ID Re-attending between 3 & 9 months - Children	1,123	2,061	54.5%	60.8%	59.1%	58.0%
% of FP17s for the same patient ID Re-attending between 3 & 9 months - Adults	644	1,075	59.9%	52.9%	51.5%	50.5%
% of FP17s for Band 1 Urgent Courses	102	2,368	4.3%	7.2%	8.0%	9.0%
% of FP17s Relating to Free Repair or Replacements	7	2,368	0.3%	0.8%	0.8%	0.8%
% of FP17s Relating to Continuations	5	2,368	0.2%	1.1%	1.1%	1.1%
% of Patients satisfied with the dentistry they have received	3	3	N/A	91.6%	91.6%	91.5%
% of Patients satisfied with the time they had to wait for an appointment	3	3	N/A	86.9%	88.3%	87.9%

* This is based on patients treated on this contract for their most recent course of treatment. Figures in italics indicate the base number of FP17s or Patient Questionnaire responses are less than 100. N/A is shown where the base number of responses is less than 10 during the period. % is calculated as Quantity/Base number*100

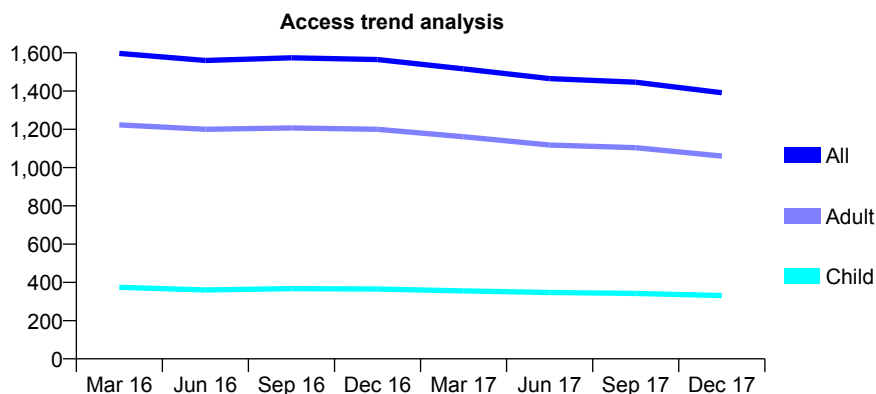
Q59 - Vital Signs At a Glance Contract Report for 166367/0001 - December 2017

Name or company name	Uppingham & Upperton Dental Practice Ltd
Contract type name	GDS Contract
Purpose of contract	General
Contract start date	07/09/2009
Contract end date	

17/18 Contracted general activity (UDA)	3,816
Carry forward general activity (UDA)	-73
17/18 Contracted orthodontic activity (UOA)	0
Carry forward orthodontic activity (UOA)	0
Baseline contract value	£90,286.27

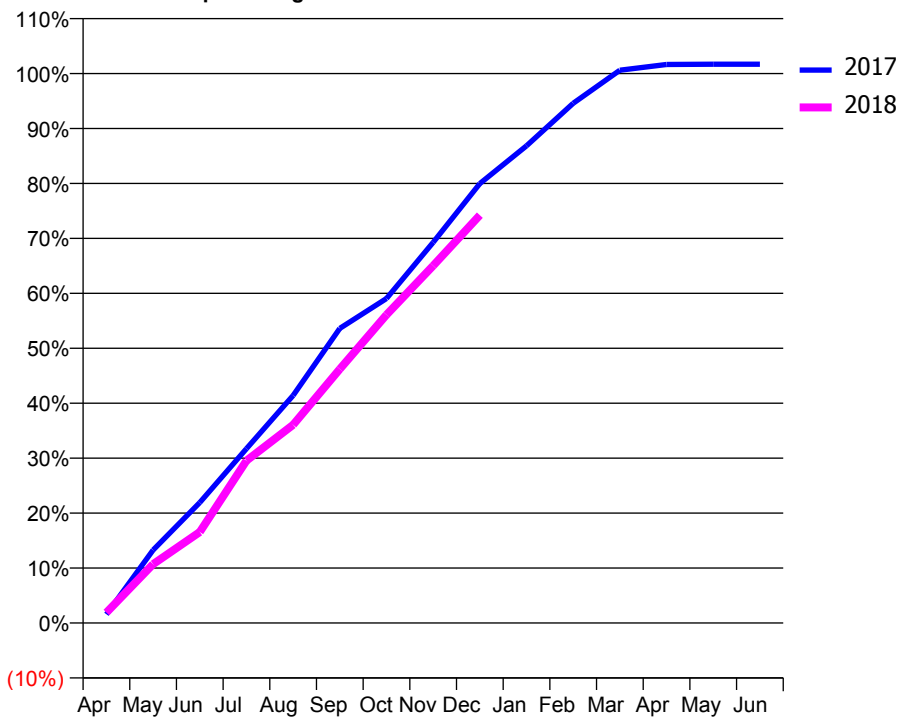
ACCESS*

Patients seen in 24 months	Total	Change since previous quarter
Quarter ending December 2016	1,565	
Quarter ending March 2017	1,516	↓
Quarter ending June 2017	1,465	↓
Quarter ending September 2017	1,446	↓
Quarter ending December 2017	1,391	↓
Variance since December 2016	(11.1%)	↓



ACTIVITY

Cumulative percentage of contracted UDA delivered 2017 & 2018



Month	Adjusted Scheduled Activity (UDA)	
	2017	2018
April	69	73
May	573	409
June	947	632
July	1,370	1,128
August	1,787	1,376
September	2,314	1,764
October	2,549	2,140
November	2,989	2,482
December	3,452	2,833
January	3,748	
February	4,083	
March	4,342	
April	4,387	
May	4,389	
June	4,389	

QUALITY

	Quantity	Base Number	Contract	AT	Region	England
% of FP17s for the same patient ID Re-attending within 3 months - Children	27	403	6.7%	9.9%	11.8%	12.0%
% of FP17s for the same patient ID Re-attending within 3 months - Adults	212	1,254	16.9%	14.1%	15.3%	15.9%
% of FP17s for the same patient ID Re-attending between 3 & 9 months - Children	229	403	56.8%	60.8%	59.1%	58.0%
% of FP17s for the same patient ID Re-attending between 3 & 9 months - Adults	692	1,254	55.2%	52.9%	51.5%	50.5%
% of FP17s for Band 1 Urgent Courses	153	1,635	9.4%	7.2%	8.0%	9.0%
% of FP17s Relating to Free Repair or Replacements	18	1,635	1.1%	0.8%	0.8%	0.8%
% of FP17s Relating to Continuations	11	1,635	0.7%	1.1%	1.1%	1.1%
% of Patients satisfied with the dentistry they have received	4	4	N/A	91.6%	91.6%	91.5%
% of Patients satisfied with the time they had to wait for an appointment	4	4	N/A	86.9%	88.3%	87.9%

* This is based on patients treated on this contract for their most recent course of treatment. Figures in italics indicate the base number of FP17s or Patient Questionnaire responses are less than 100. N/A is shown where the base number of responses is less than 10 during the period. % is calculated as Quantity/Base number*100

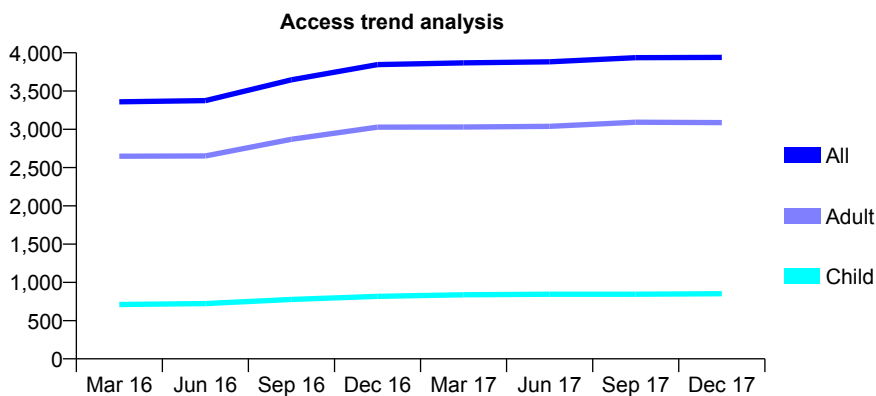
Q59 - Vital Signs At a Glance Contract Report for 168297/0001 - December 2017

Name or company name	Mr Sherer & Mr Levin
Contract type name	GDS Contract
Purpose of contract	General
Contract start date	01/10/2011
Contract end date	

17/18 Contracted general activity (UDA)	11,921
Carry forward general activity (UDA)	-19
17/18 Contracted orthodontic activity (UOA)	0
Carry forward orthodontic activity (UOA)	0
Baseline contract value	£273,350.89

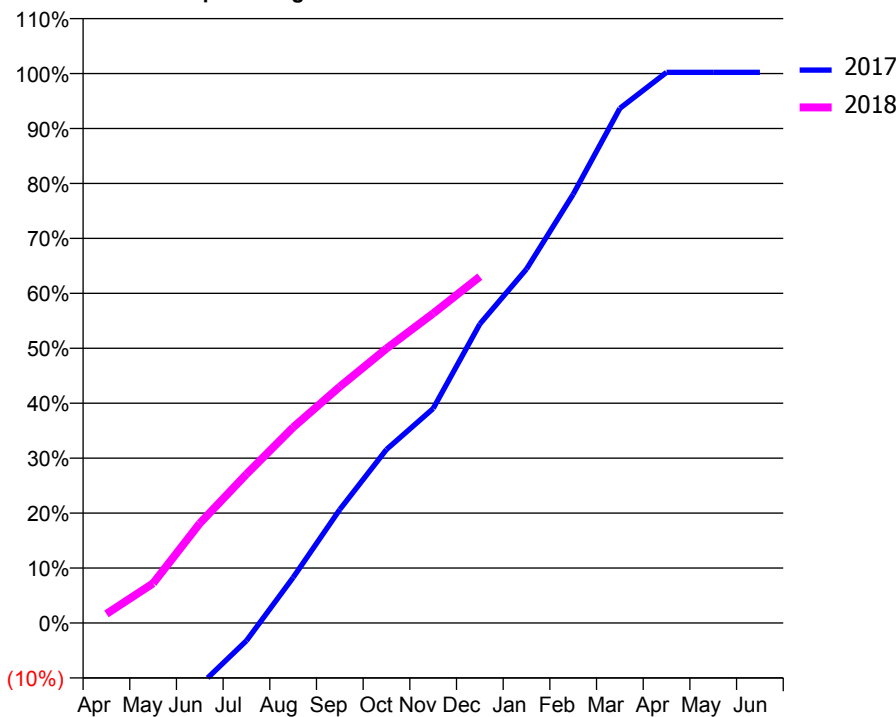
ACCESS*

Patients seen in 24 months	Total	Change since previous quarter
Quarter ending December 2016	3,845	
Quarter ending March 2017	3,868	→
Quarter ending June 2017	3,882	→
Quarter ending September 2017	3,937	→
Quarter ending December 2017	3,940	→
Variance since December 2016	2.5%	↑



ACTIVITY

Cumulative percentage of contracted UDA delivered 2017 & 2018



Month	Adjusted Scheduled Activity (UDA)	
	2017	2018
April	-1,910	198
May	-1,495	862
June	-1,050	2,163
July	-298	3,230
August	764	4,247
September	1,906	5,128
October	2,913	5,955
November	3,599	6,714
December	5,017	7,515
January	5,939	
February	7,194	
March	8,637	
April	9,240	
May	9,240	
June	9,240	

QUALITY

	Quantity	Base Number	Contract	AT	Region	England
% of FP17s for the same patient ID Re-attending within 3 months - Children	29	772	3.8%	9.9%	11.8%	12.0%
% of FP17s for the same patient ID Re-attending within 3 months - Adults	443	3,098	14.3%	14.1%	15.3%	15.9%
% of FP17s for the same patient ID Re-attending between 3 & 9 months - Children	397	772	51.4%	60.8%	59.1%	58.0%
% of FP17s for the same patient ID Re-attending between 3 & 9 months - Adults	1,751	3,098	56.5%	52.9%	51.5%	50.5%
% of FP17s for Band 1 Urgent Courses	239	3,622	6.6%	7.2%	8.0%	9.0%
% of FP17s Relating to Free Repair or Replacements	28	3,622	0.8%	0.8%	0.8%	0.8%
% of FP17s Relating to Continuations	96	3,622	2.7%	1.1%	1.1%	1.1%
% of Patients satisfied with the dentistry they have received	3	4	N/A	91.6%	91.6%	91.5%
% of Patients satisfied with the time they had to wait for an appointment	4	4	N/A	86.9%	88.3%	87.9%

* This is based on patients treated on this contract for their most recent course of treatment. Figures in italics indicate the base number of FP17s or Patient Questionnaire responses are less than 100. N/A is shown where the base number of responses is less than 10 during the period. % is calculated as Quantity/Base number*100

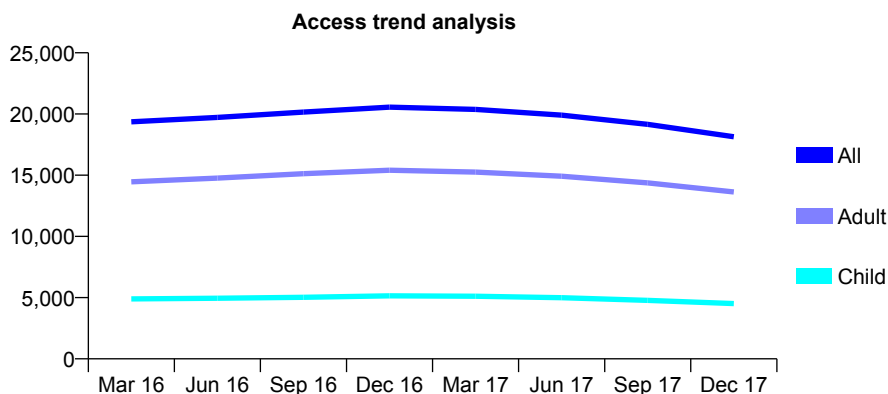
Q59 - Vital Signs At a Glance Contract Report for 169463/0002 - December 2017

Name or company name	A T Dent Ltd
Contract type name	GDS Contract
Purpose of contract	General
Contract start date	26/11/2009
Contract end date	

17/18 Contracted general activity (UDA)	60,000
Carry forward general activity (UDA)	2,492
17/18 Contracted orthodontic activity (UOA)	0
Carry forward orthodontic activity (UOA)	0
Baseline contract value	£1,337,655.65

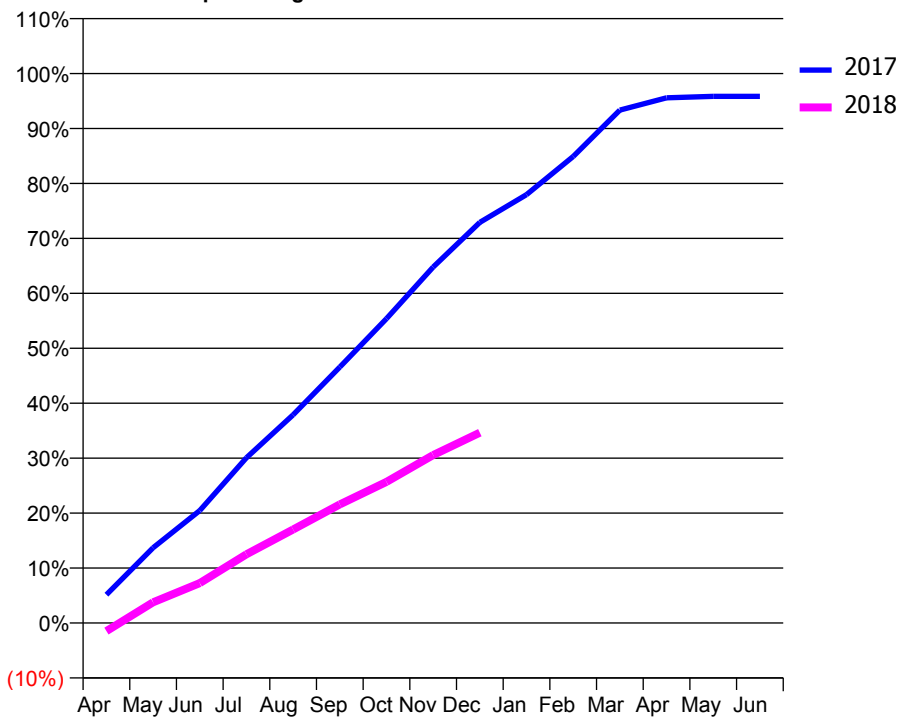
ACCESS*

Patients seen in 24 months	Total	Change since previous quarter
Quarter ending December 2016	20,559	
Quarter ending March 2017	20,377	→
Quarter ending June 2017	19,912	↓
Quarter ending September 2017	19,154	↓
Quarter ending December 2017	18,148	↓
Variance since December 2016	(11.7%)	↓



ACTIVITY

Cumulative percentage of contracted UDA delivered 2017 & 2018



Month	Adjusted Scheduled Activity (UDA)	
	2017	2018
April	3,089	-891
May	8,225	2,270
June	12,275	4,363
July	18,045	7,501
August	22,732	10,216
September	27,947	12,957
October	33,227	15,409
November	38,862	18,343
December	43,742	20,785
January	46,778	
February	50,945	
March	56,013	
April	57,345	
May	57,510	
June	57,508	

QUALITY

	Quantity	Base Number	Contract	AT	Region	England
% of FP17s for the same patient ID Re-attending within 3 months - Children	276	3,347	8.2%	9.9%	11.8%	12.0%
% of FP17s for the same patient ID Re-attending within 3 months - Adults	1,116	10,219	10.9%	14.1%	15.3%	15.9%
% of FP17s for the same patient ID Re-attending between 3 & 9 months - Children	1,910	3,347	57.1%	60.8%	59.1%	58.0%
% of FP17s for the same patient ID Re-attending between 3 & 9 months - Adults	6,189	10,219	60.6%	52.9%	51.5%	50.5%
% of FP17s for Band 1 Urgent Courses	1,080	12,827	8.4%	7.2%	8.0%	9.0%
% of FP17s Relating to Free Repair or Replacements	34	12,827	0.3%	0.8%	0.8%	0.8%
% of FP17s Relating to Continuations	76	12,827	0.6%	1.1%	1.1%	1.1%
% of Patients satisfied with the dentistry they have received	33	35	94.3%	91.6%	91.6%	91.5%
% of Patients satisfied with the time they had to wait for an appointment	32	35	91.4%	86.9%	88.3%	87.9%

* This is based on patients treated on this contract for their most recent course of treatment. Figures in italics indicate the base number of FP17s or Patient Questionnaire responses are less than 100. N/A is shown where the base number of responses is less than 10 during the period. % is calculated as Quantity/Base number*100

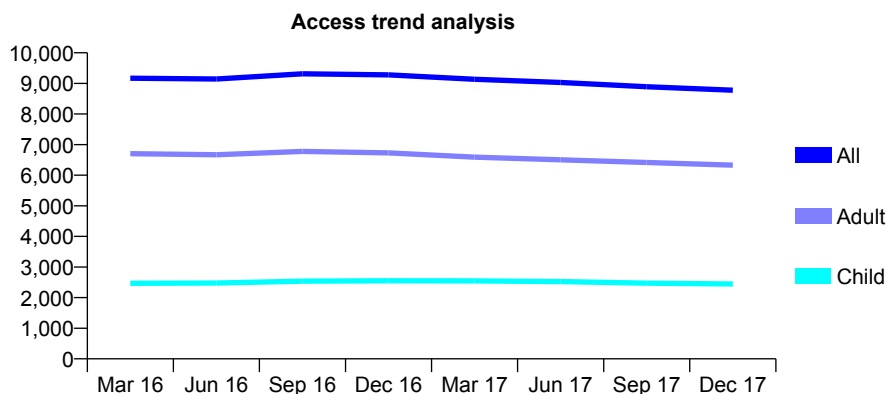
Q59 - Vital Signs At a Glance Contract Report for 169935/0001 - December 2017

Name or company name	Mr R Ghadiali & Mr R Gupta
Contract type name	GDS Contract
Purpose of contract	General
Contract start date	01/04/2014
Contract end date	

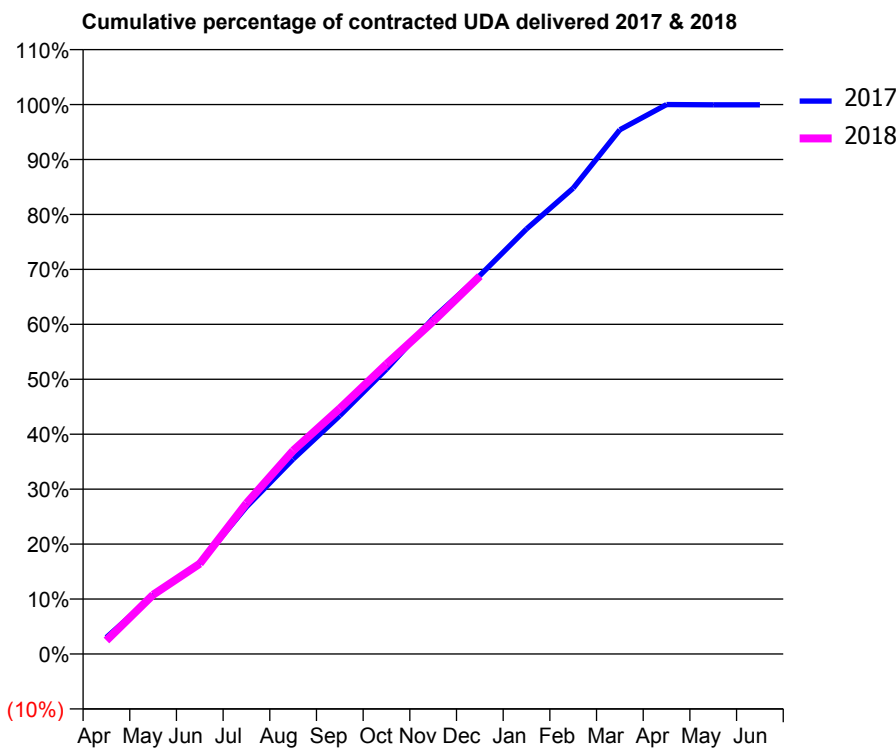
17/18 Contracted general activity (UDA)	23,925
Carry forward general activity (UDA)	16
17/18 Contracted orthodontic activity (UOA)	0
Carry forward orthodontic activity (UOA)	0
Baseline contract value	£635,075.00

ACCESS*

Patients seen in 24 months	Total	Change since previous quarter
Quarter ending December 2016	9,280	
Quarter ending March 2017	9,136	↓
Quarter ending June 2017	9,030	↓
Quarter ending September 2017	8,891	↓
Quarter ending December 2017	8,777	↓
Variance since December 2016	(5.4%)	↓



ACTIVITY



Month	Adjusted Scheduled Activity (UDA)	
	2017	2018
April	721	589
May	2,544	2,580
June	3,949	3,934
July	6,406	6,564
August	8,488	8,856
September	10,380	10,691
October	12,406	12,626
November	14,625	14,485
December	16,479	16,450
January	18,509	
February	20,283	
March	22,825	
April	23,921	
May	23,909	
June	23,909	

QUALITY

	Quantity	Base Number	Contract	AT	Region	England
% of FP17s for the same patient ID Re-attending within 3 months - Children	252	3,036	8.3%	9.9%	11.8%	12.0%
% of FP17s for the same patient ID Re-attending within 3 months - Adults	798	6,646	12.0%	14.1%	15.3%	15.9%
% of FP17s for the same patient ID Re-attending between 3 & 9 months - Children	2,128	3,036	70.1%	60.8%	59.1%	58.0%
% of FP17s for the same patient ID Re-attending between 3 & 9 months - Adults	3,591	6,646	54.0%	52.9%	51.5%	50.5%
% of FP17s for Band 1 Urgent Courses	406	8,860	4.6%	7.2%	8.0%	9.0%
% of FP17s Relating to Free Repair or Replacements	89	8,860	1.0%	0.8%	0.8%	0.8%
% of FP17s Relating to Continuations	43	8,860	0.5%	1.1%	1.1%	1.1%
% of Patients satisfied with the dentistry they have received	15	15	100.0%	91.6%	91.6%	91.5%
% of Patients satisfied with the time they had to wait for an appointment	15	15	100.0%	86.9%	88.3%	87.9%

* This is based on patients treated on this contract for their most recent course of treatment. Figures in italics indicate the base number of FP17s or Patient Questionnaire responses are less than 100. N/A is shown where the base number of responses is less than 10 during the period. % is calculated as Quantity/Base number*100

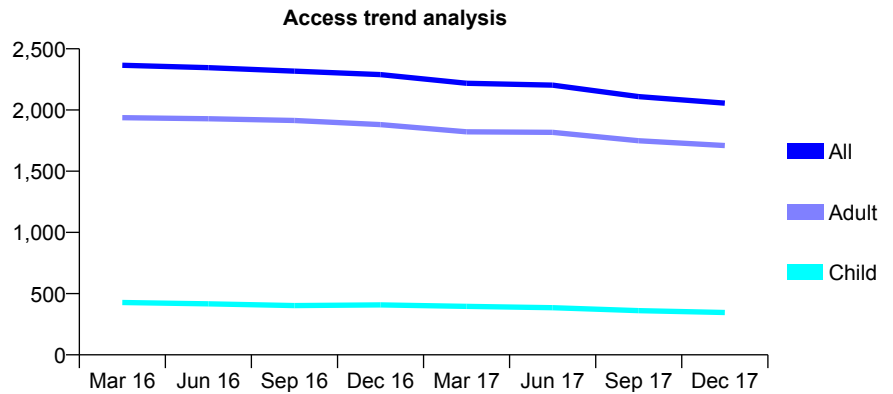
Q59 - Vital Signs At a Glance Contract Report for 171743/0001 - December 2017

Name or company name	RK Pancholi Dental Surgery Ltd
Contract type name	GDS Contract
Purpose of contract	General
Contract start date	20/10/2008
Contract end date	

17/18 Contracted general activity (UDA)	8,203
Carry forward general activity (UDA)	0
17/18 Contracted orthodontic activity (UOA)	0
Carry forward orthodontic activity (UOA)	0
Baseline contract value	£175,954.45

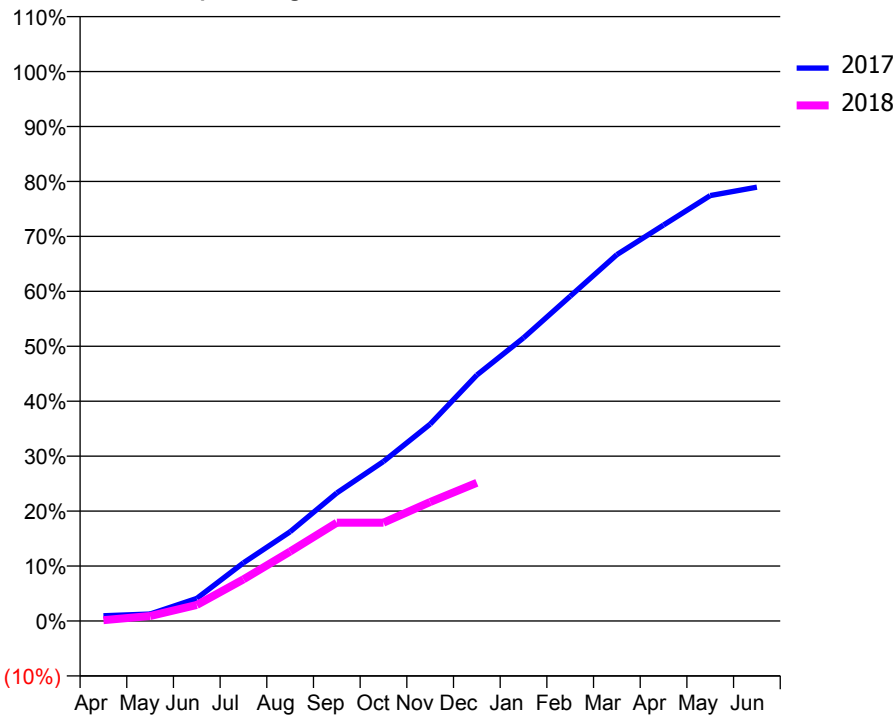
ACCESS*

Patients seen in 24 months	Total	Change since previous quarter
Quarter ending December 2016	2,289	
Quarter ending March 2017	2,218	↓
Quarter ending June 2017	2,203	→
Quarter ending September 2017	2,110	↓
Quarter ending December 2017	2,056	↓
Variance since December 2016	(10.2%)	↓



ACTIVITY

Cumulative percentage of contracted UDA delivered 2017 & 2018



Month	Adjusted Scheduled Activity (UDA)	
	2017	2018
April	78	13
May	104	75
June	338	240
July	870	623
August	1,332	1,039
September	1,913	1,468
October	2,382	1,468
November	2,940	1,777
December	3,672	2,063
January	4,227	
February	4,849	
March	5,469	
April	5,910	
May	6,352	
June	6,477	

QUALITY

	Quantity	Base Number	Contract	AT	Region	England
% of FP17s for the same patient ID Re-attending within 3 months - Children	11	323	3.4%	9.9%	11.8%	12.0%
% of FP17s for the same patient ID Re-attending within 3 months - Adults	145	1,274	11.4%	14.1%	15.3%	15.9%
% of FP17s for the same patient ID Re-attending between 3 & 9 months - Children	210	323	65.0%	60.8%	59.1%	58.0%
% of FP17s for the same patient ID Re-attending between 3 & 9 months - Adults	588	1,274	46.2%	52.9%	51.5%	50.5%
% of FP17s for Band 1 Urgent Courses	28	1,142	2.5%	7.2%	8.0%	9.0%
% of FP17s Relating to Free Repair or Replacements	11	1,142	1.0%	0.8%	0.8%	0.8%
% of FP17s Relating to Continuations	41	1,142	3.6%	1.1%	1.1%	1.1%
% of Patients satisfied with the dentistry they have received	3	3	N/A	91.6%	91.6%	91.5%
% of Patients satisfied with the time they had to wait for an appointment	3	3	N/A	86.9%	88.3%	87.9%

* This is based on patients treated on this contract for their most recent course of treatment. Figures in italics indicate the base number of FP17s or Patient Questionnaire responses are less than 100. N/A is shown where the base number of responses is less than 10 during the period. % is calculated as Quantity/Base number*100

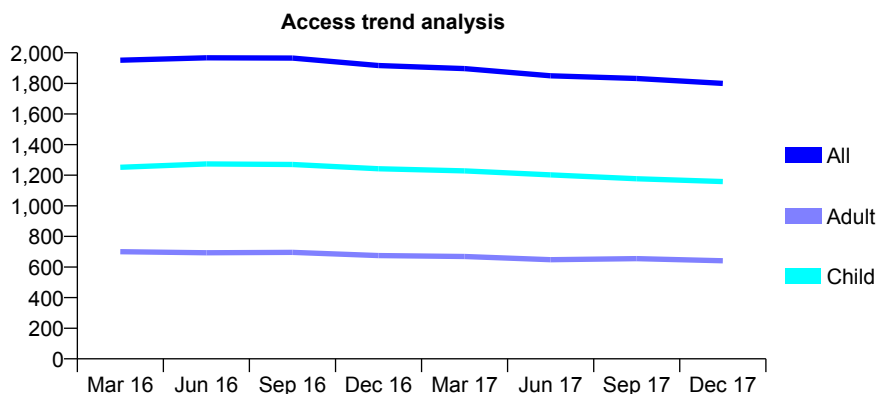
Q59 - Vital Signs At a Glance Contract Report for 171751/0001 - December 2017

Name or company name	E Gayton & K Gayton
Contract type name	GDS Contract
Purpose of contract	General and Orthodontic
Contract start date	01/11/2013
Contract end date	

17/18 Contracted general activity (UDA)	4,850
Carry forward general activity (UDA)	0
17/18 Contracted orthodontic activity (UOA)	259
Carry forward orthodontic activity (UOA)	0
Baseline contract value	£133,250.68

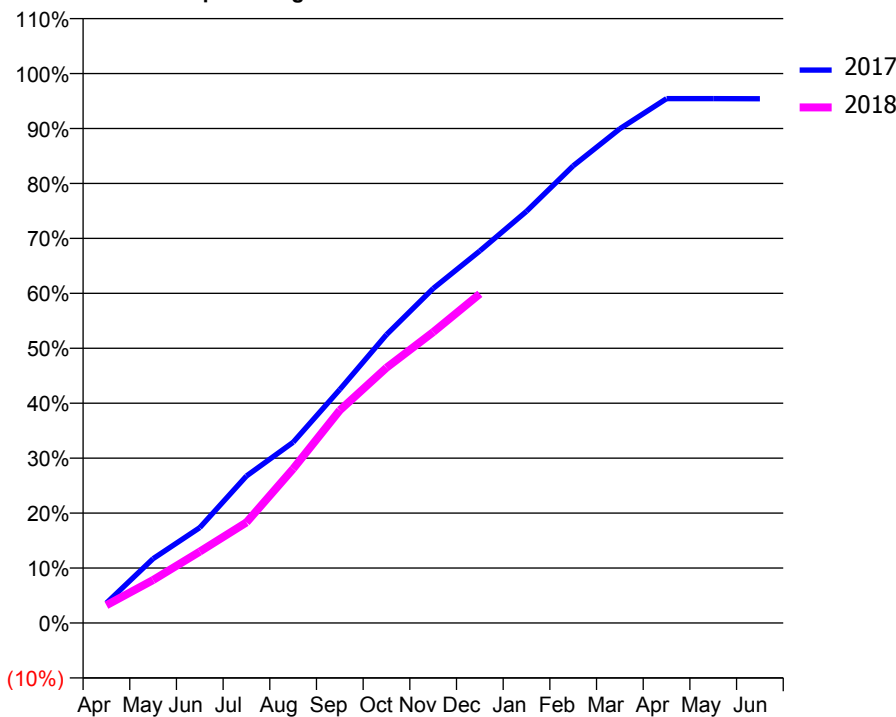
ACCESS*

Patients seen in 24 months	Total	Change since previous quarter
Quarter ending December 2016	1,917	
Quarter ending March 2017	1,897	↓
Quarter ending June 2017	1,850	↓
Quarter ending September 2017	1,832	→
Quarter ending December 2017	1,800	↓
Variance since December 2016	(6.1%)	↓



ACTIVITY

Cumulative percentage of contracted UDA delivered 2017 & 2018



Month	Adjusted Scheduled Activity (UDA)	
	2017	2018
April	175	157
May	567	379
June	843	630
July	1,297	888
August	1,595	1,361
September	2,062	1,877
October	2,545	2,253
November	2,952	2,568
December	3,284	2,906
January	3,633	
February	4,035	
March	4,362	
April	4,628	
May	4,628	
June	4,627	

QUALITY

	Quantity	Base Number	Contract	AT	Region	England
% of FP17s for the same patient ID Re-attending within 3 months - Children	99	1,526	6.5%	9.9%	11.8%	12.0%
% of FP17s for the same patient ID Re-attending within 3 months - Adults	97	566	17.1%	14.1%	15.3%	15.9%
% of FP17s for the same patient ID Re-attending between 3 & 9 months - Children	1,196	1,526	78.4%	60.8%	59.1%	58.0%
% of FP17s for the same patient ID Re-attending between 3 & 9 months - Adults	386	566	68.2%	52.9%	51.5%	50.5%
% of FP17s for Band 1 Urgent Courses	71	1,902	3.7%	7.2%	8.0%	9.0%
% of FP17s Relating to Free Repair or Replacements	0	1,902	0.0%	0.8%	0.8%	0.8%
% of FP17s Relating to Continuations	2	1,902	0.1%	1.1%	1.1%	1.1%
% of Patients satisfied with the dentistry they have received	3	4	N/A	91.6%	91.6%	91.5%
% of Patients satisfied with the time they had to wait for an appointment	4	4	N/A	86.9%	88.3%	87.9%

* This is based on patients treated on this contract for their most recent course of treatment. Figures in italics indicate the base number of FP17s or Patient Questionnaire responses are less than 100. N/A is shown where the base number of responses is less than 10 during the period. % is calculated as Quantity/Base number*100

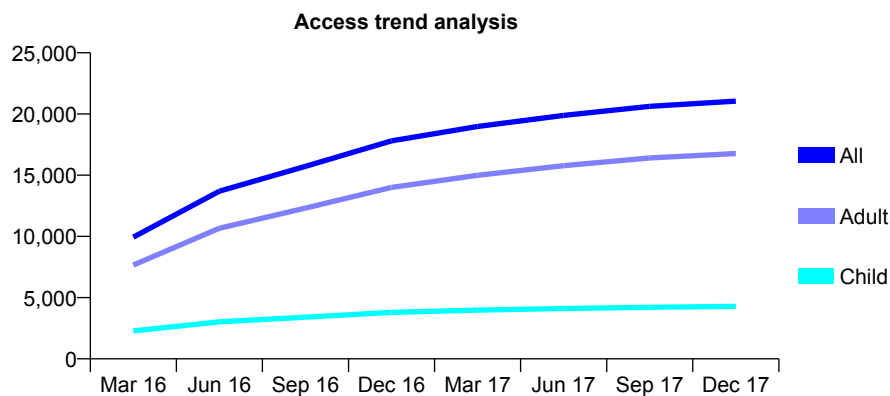
Q59 - Vital Signs At a Glance Contract Report for 175676/0002 - December 2017

Name or company name	Mr S Mehra & Mr A Khetia
Contract type name	GDS Contract
Purpose of contract	General
Contract start date	02/11/2015
Contract end date	

17/18 Contracted general activity (UDA)	58,260
Carry forward general activity (UDA)	0
17/18 Contracted orthodontic activity (UOA)	0
Carry forward orthodontic activity (UOA)	0
Baseline contract value	£1,143,519.97

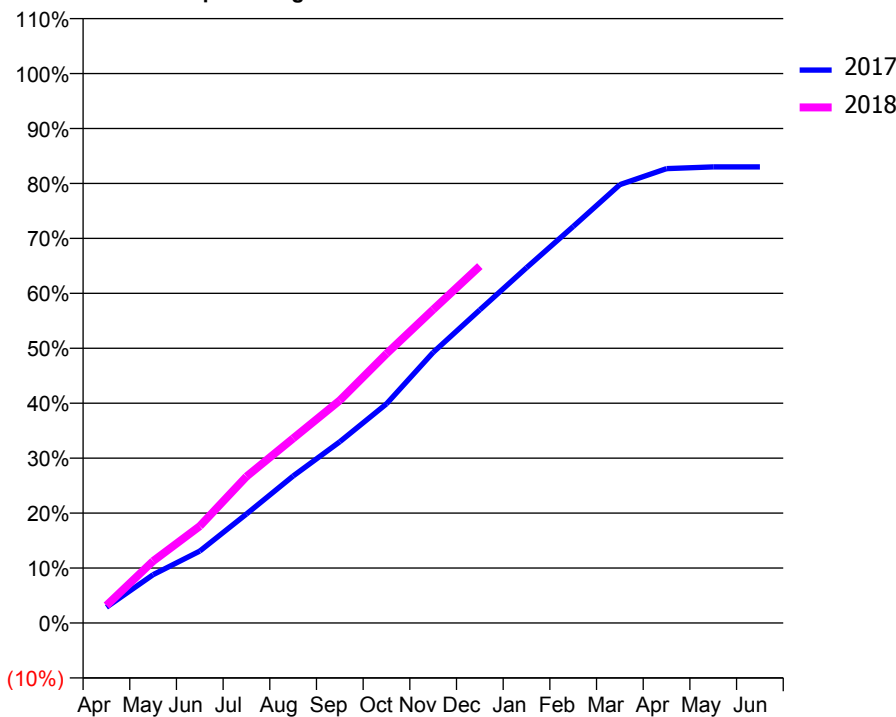
ACCESS*

Patients seen in 24 months	Total	Change since previous quarter
Quarter ending December 2016	17,800	
Quarter ending March 2017	18,981	↑
Quarter ending June 2017	19,888	↑
Quarter ending September 2017	20,621	↑
Quarter ending December 2017	21,047	↑
Variance since December 2016	18.2%	↑



ACTIVITY

Cumulative percentage of contracted UDA delivered 2017 & 2018



Month	Adjusted Scheduled Activity (UDA)	
	2017	2018
April	1,672	1,862
May	5,123	6,564
June	7,626	10,273
July	11,555	15,537
August	15,593	19,573
September	19,223	23,600
October	23,232	28,554
November	28,689	33,228
December	33,201	37,837
January	37,665	
February	42,036	
March	46,483	
April	48,171	
May	48,355	
June	48,363	

QUALITY

	Quantity	Base Number	Contract	AT	Region	England
% of FP17s for the same patient ID Re-attending within 3 months - Children	276	4,562	6.0%	9.9%	11.8%	12.0%
% of FP17s for the same patient ID Re-attending within 3 months - Adults	1,646	16,397	10.0%	14.1%	15.3%	15.9%
% of FP17s for the same patient ID Re-attending between 3 & 9 months - Children	2,646	4,562	58.0%	60.8%	59.1%	58.0%
% of FP17s for the same patient ID Re-attending between 3 & 9 months - Adults	8,968	16,397	54.7%	52.9%	51.5%	50.5%
% of FP17s for Band 1 Urgent Courses	1,272	19,550	6.5%	7.2%	8.0%	9.0%
% of FP17s Relating to Free Repair or Replacements	122	19,550	0.6%	0.8%	0.8%	0.8%
% of FP17s Relating to Continuations	26	19,550	0.1%	1.1%	1.1%	1.1%
% of Patients satisfied with the dentistry they have received	24	25	96.0%	91.6%	91.6%	91.5%
% of Patients satisfied with the time they had to wait for an appointment	21	25	84.0%	86.9%	88.3%	87.9%

* This is based on patients treated on this contract for their most recent course of treatment. Figures in italics indicate the base number of FP17s or Patient Questionnaire responses are less than 100. N/A is shown where the base number of responses is less than 10 during the period. % is calculated as Quantity/Base number*100

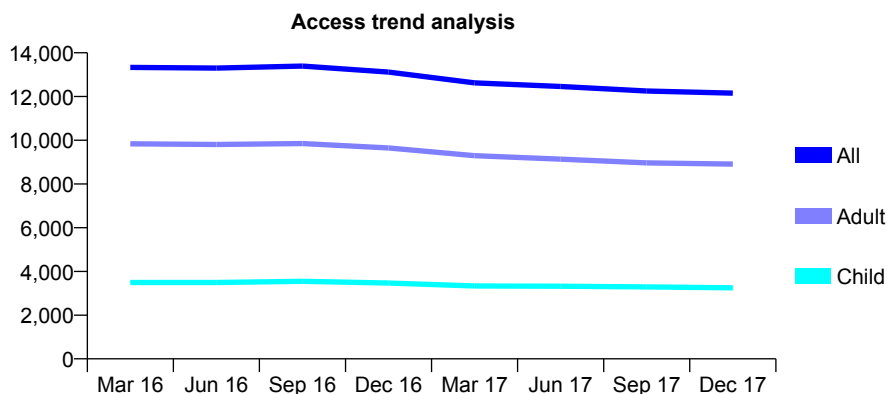
Q59 - Vital Signs At a Glance Contract Report for 176087/0001 - December 2017

Name or company name	Mr A Fenn & Mrs J Calveley (T/As BW Part
Contract type name	GDS Contract
Purpose of contract	General
Contract start date	29/08/2012
Contract end date	

17/18 Contracted general activity (UDA)	28,000
Carry forward general activity (UDA)	1,669
17/18 Contracted orthodontic activity (UOA)	0
Carry forward orthodontic activity (UOA)	0
Baseline contract value	£624,145.92

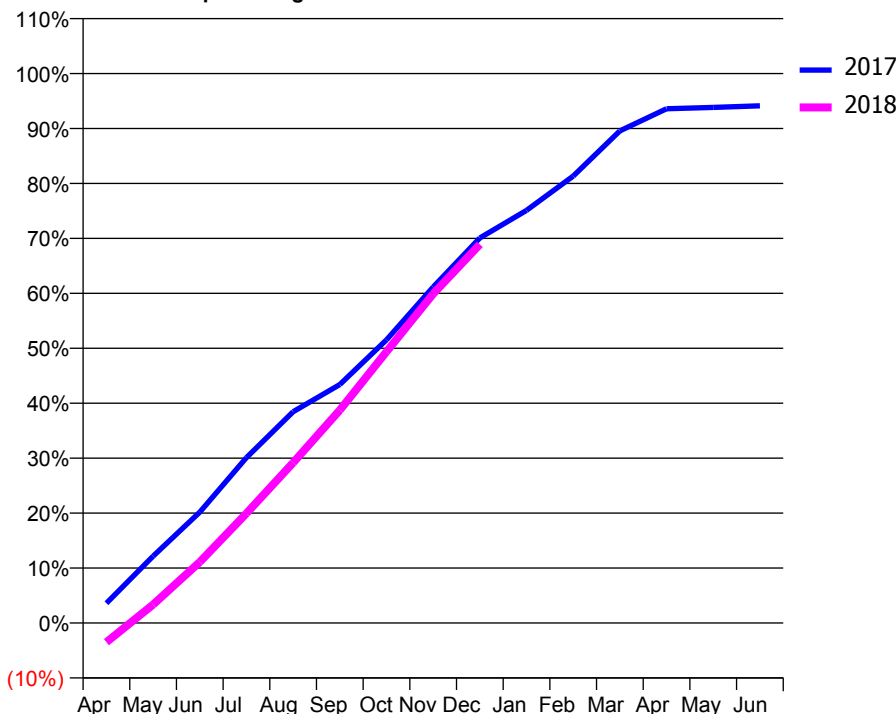
ACCESS*

Patients seen in 24 months	Total	Change since previous quarter
Quarter ending December 2016	13,121	
Quarter ending March 2017	12,624	↓
Quarter ending June 2017	12,458	↓
Quarter ending September 2017	12,253	↓
Quarter ending December 2017	12,155	→
Variance since December 2016	(7.4%)	↓



ACTIVITY

Cumulative percentage of contracted UDA delivered 2017 & 2018



Month	Adjusted Scheduled Activity (UDA)	
	2017	2018
April	1,025	-982
May	3,457	944
June	5,734	3,109
July	8,550	5,589
August	10,918	8,171
September	12,327	10,845
October	14,636	13,825
November	17,362	16,773
December	19,903	19,295
January	21,325	
February	23,097	
March	25,432	
April	26,581	
May	26,646	
June	26,729	

QUALITY

	Quantity	Base Number	Contract	AT	Region	England
% of FP17s for the same patient ID Re-attending within 3 months - Children	157	3,173	4.9%	9.9%	11.8%	12.0%
% of FP17s for the same patient ID Re-attending within 3 months - Adults	1,120	8,697	12.9%	14.1%	15.3%	15.9%
% of FP17s for the same patient ID Re-attending between 3 & 9 months - Children	1,534	3,173	48.3%	60.8%	59.1%	58.0%
% of FP17s for the same patient ID Re-attending between 3 & 9 months - Adults	3,956	8,697	45.5%	52.9%	51.5%	50.5%
% of FP17s for Band 1 Urgent Courses	969	11,053	8.8%	7.2%	8.0%	9.0%
% of FP17s Relating to Free Repair or Replacements	164	11,053	1.5%	0.8%	0.8%	0.8%
% of FP17s Relating to Continuations	74	11,053	0.7%	1.1%	1.1%	1.1%
% of Patients satisfied with the dentistry they have received	24	29	82.8%	91.6%	91.6%	91.5%
% of Patients satisfied with the time they had to wait for an appointment	23	29	79.3%	86.9%	88.3%	87.9%

* This is based on patients treated on this contract for their most recent course of treatment. Figures in italics indicate the base number of FP17s or Patient Questionnaire responses are less than 100. N/A is shown where the base number of responses is less than 10 during the period. % is calculated as Quantity/Base number*100

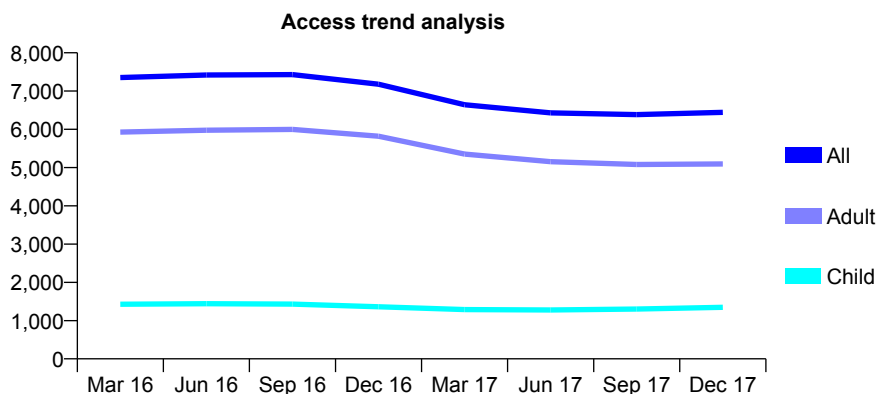
Q59 - Vital Signs At a Glance Contract Report for 176087/0002 - December 2017

Name or company name	Mr A Fenn & Mrs J Calveley (T/As BW Part
Contract type name	GDS Contract
Purpose of contract	General
Contract start date	29/08/2012
Contract end date	

17/18 Contracted general activity (UDA)	16,000
Carry forward general activity (UDA)	700
17/18 Contracted orthodontic activity (UOA)	0
Carry forward orthodontic activity (UOA)	0
Baseline contract value	£357,433.94

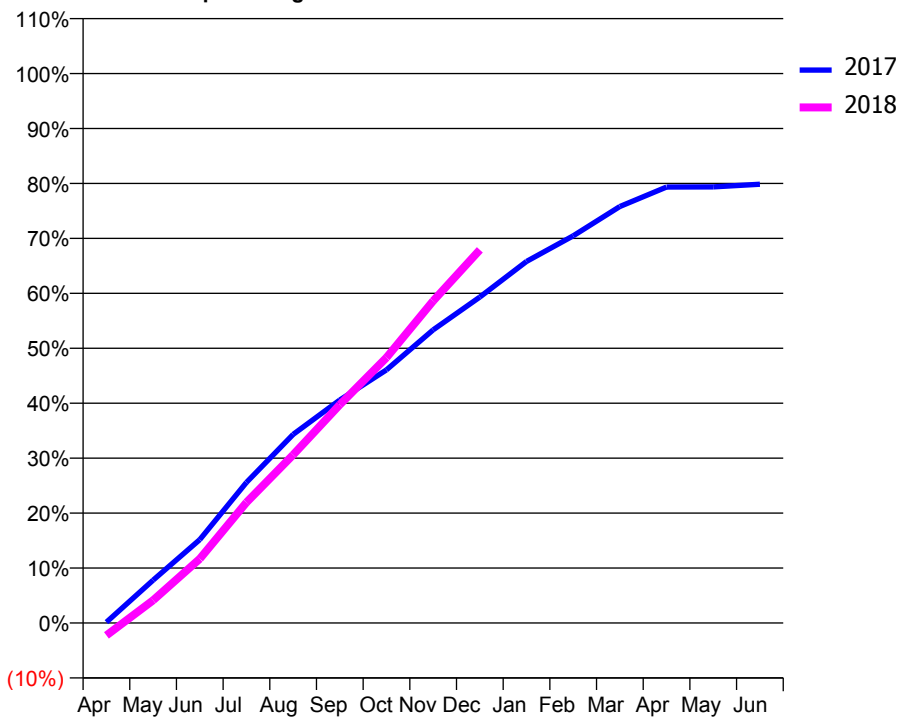
ACCESS*

Patients seen in 24 months	Total	Change since previous quarter
Quarter ending December 2016	7,180	
Quarter ending March 2017	6,642	↓
Quarter ending June 2017	6,431	↓
Quarter ending September 2017	6,385	→
Quarter ending December 2017	6,444	→
Variance since December 2016	(10.3%)	↓



ACTIVITY

Cumulative percentage of contracted UDA delivered 2017 & 2018



Month	Adjusted Scheduled Activity (UDA)	
	2017	2018
April	33	-362
May	1,561	662
June	3,037	1,871
July	5,117	3,514
August	6,863	4,900
September	8,118	6,357
October	9,214	7,728
November	10,671	9,379
December	11,864	10,867
January	13,162	
February	14,093	
March	15,161	
April	15,868	
May	15,872	
June	15,969	

QUALITY

	Quantity	Base Number	Contract	AT	Region	England
% of FP17s for the same patient ID Re-attending within 3 months - Children	61	1,291	4.7%	9.9%	11.8%	12.0%
% of FP17s for the same patient ID Re-attending within 3 months - Adults	753	5,047	14.9%	14.1%	15.3%	15.9%
% of FP17s for the same patient ID Re-attending between 3 & 9 months - Children	629	1,291	48.7%	60.8%	59.1%	58.0%
% of FP17s for the same patient ID Re-attending between 3 & 9 months - Adults	2,345	5,047	46.5%	52.9%	51.5%	50.5%
% of FP17s for Band 1 Urgent Courses	510	5,876	8.7%	7.2%	8.0%	9.0%
% of FP17s Relating to Free Repair or Replacements	64	5,876	1.1%	0.8%	0.8%	0.8%
% of FP17s Relating to Continuations	78	5,876	1.3%	1.1%	1.1%	1.1%
% of Patients satisfied with the dentistry they have received	18	19	94.7%	91.6%	91.6%	91.5%
% of Patients satisfied with the time they had to wait for an appointment	15	19	78.9%	86.9%	88.3%	87.9%

* This is based on patients treated on this contract for their most recent course of treatment. Figures in italics indicate the base number of FP17s or Patient Questionnaire responses are less than 100. N/A is shown where the base number of responses is less than 10 during the period. % is calculated as Quantity/Base number*100

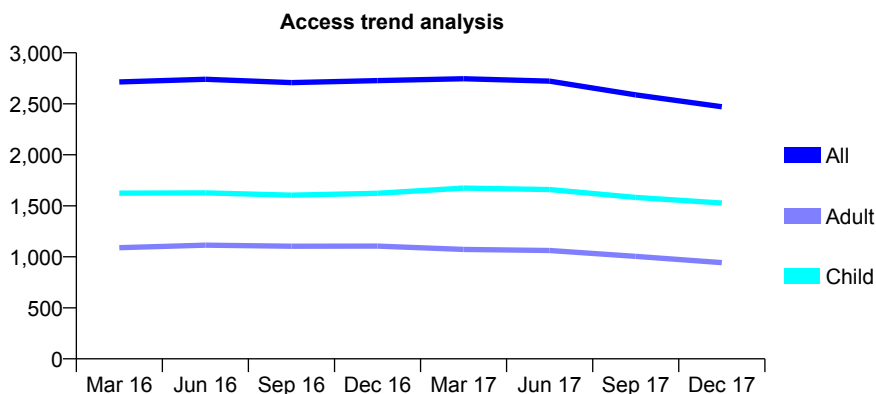
Q59 - Vital Signs At a Glance Contract Report for 176591/0001 - December 2017

Name or company name	James Cooil and Associates Limited
Contract type name	GDS Contract
Purpose of contract	General and Orthodontic
Contract start date	01/05/2010
Contract end date	

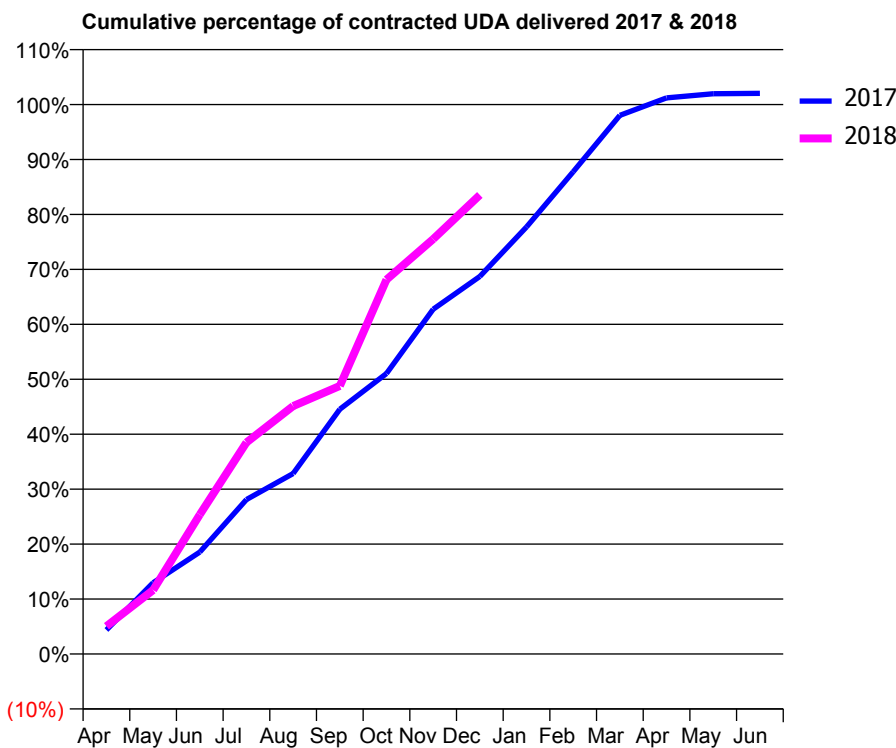
17/18 Contracted general activity (UDA)	5,056
Carry forward general activity (UDA)	-141
17/18 Contracted orthodontic activity (UOA)	609
Carry forward orthodontic activity (UOA)	0
Baseline contract value	£159,561.97

ACCESS*

Patients seen in 24 months	Total	Change since previous quarter
Quarter ending December 2016	2,728	
Quarter ending March 2017	2,746	→
Quarter ending June 2017	2,722	→
Quarter ending September 2017	2,587	↓
Quarter ending December 2017	2,471	↓
Variance since December 2016	(9.4%)	↓



ACTIVITY



Month	Adjusted Scheduled Activity (UDA)	
	2017	2018
April	309	255
May	916	589
June	1,309	1,283
July	1,983	1,946
August	2,317	2,282
September	3,142	2,467
October	3,602	3,445
November	4,428	3,818
December	4,848	4,224
January	5,484	
February	6,193	
March	6,917	
April	7,142	
May	7,194	
June	7,200	

QUALITY

	Quantity	Base Number	Contract	AT	Region	England
% of FP17s for the same patient ID Re-attending within 3 months - Children	179	1,915	9.3%	9.9%	11.8%	12.0%
% of FP17s for the same patient ID Re-attending within 3 months - Adults	97	780	12.4%	14.1%	15.3%	15.9%
% of FP17s for the same patient ID Re-attending between 3 & 9 months - Children	1,377	1,915	71.9%	60.8%	59.1%	58.0%
% of FP17s for the same patient ID Re-attending between 3 & 9 months - Adults	484	780	62.1%	52.9%	51.5%	50.5%
% of FP17s for Band 1 Urgent Courses	129	2,464	5.2%	7.2%	8.0%	9.0%
% of FP17s Relating to Free Repair or Replacements	5	2,464	0.2%	0.8%	0.8%	0.8%
% of FP17s Relating to Continuations	4	2,464	0.2%	1.1%	1.1%	1.1%
% of Patients satisfied with the dentistry they have received	2	3	N/A	91.6%	91.6%	91.5%
% of Patients satisfied with the time they had to wait for an appointment	2	3	N/A	86.9%	88.3%	87.9%

* This is based on patients treated on this contract for their most recent course of treatment. Figures in italics indicate the base number of FP17s or Patient Questionnaire responses are less than 100. N/A is shown where the base number of responses is less than 10 during the period. % is calculated as Quantity/Base number*100

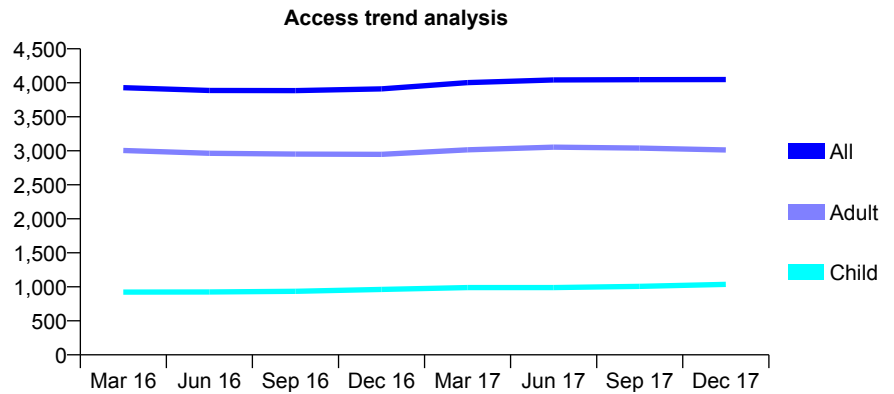
Q59 - Vital Signs At a Glance Contract Report for 178055/0001 - December 2017

Name or company name	Sloss, Sloss & Bentley
Contract type name	GDS Contract
Purpose of contract	General and Orthodontic
Contract start date	01/04/2006
Contract end date	

17/18 Contracted general activity (UDA)	11,800
Carry forward general activity (UDA)	200
17/18 Contracted orthodontic activity (UOA)	430
Carry forward orthodontic activity (UOA)	0
Baseline contract value	£291,928.91

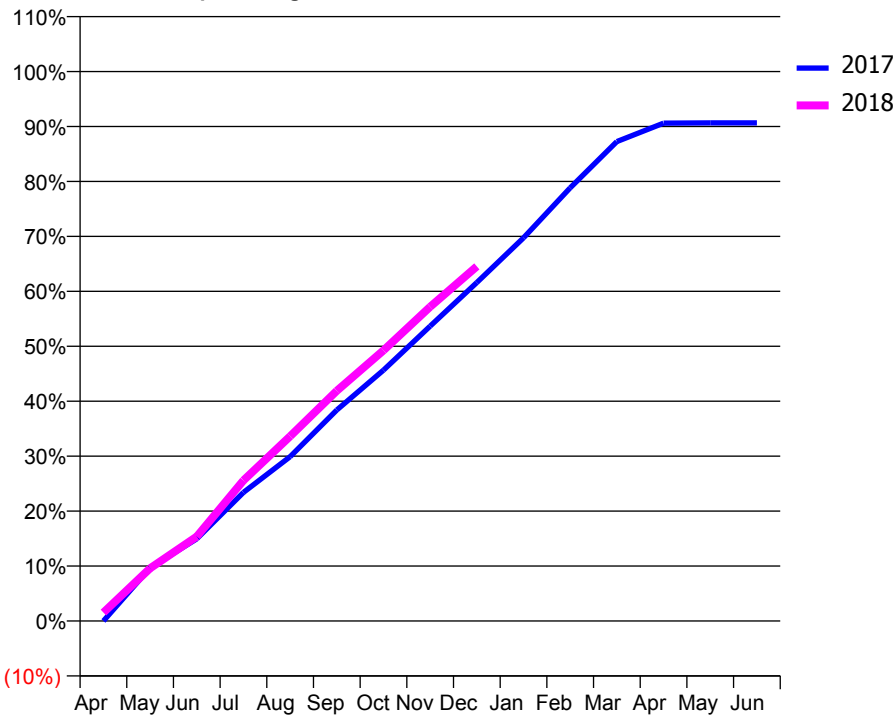
ACCESS*

Patients seen in 24 months	Total	Change since previous quarter
Quarter ending December 2016	3,910	
Quarter ending March 2017	4,003	↑
Quarter ending June 2017	4,043	→
Quarter ending September 2017	4,047	→
Quarter ending December 2017	4,049	→
Variance since December 2016	3.6%	↑



ACTIVITY

Cumulative percentage of contracted UDA delivered 2017 & 2018



Month	Adjusted Scheduled Activity (UDA)	
	2017	2018
April	0	183
May	1,140	1,133
June	1,765	1,815
July	2,763	3,019
August	3,529	3,969
September	4,532	4,943
October	5,388	5,812
November	6,332	6,748
December	7,268	7,616
January	8,227	
February	9,302	
March	10,297	
April	10,692	
May	10,696	
June	10,697	

QUALITY

	Quantity	Base Number	Contract	AT	Region	England
% of FP17s for the same patient ID Re-attending within 3 months - Children	72	1,309	5.5%	9.9%	11.8%	12.0%
% of FP17s for the same patient ID Re-attending within 3 months - Adults	350	3,429	10.2%	14.1%	15.3%	15.9%
% of FP17s for the same patient ID Re-attending between 3 & 9 months - Children	874	1,309	66.8%	60.8%	59.1%	58.0%
% of FP17s for the same patient ID Re-attending between 3 & 9 months - Adults	2,021	3,429	58.9%	52.9%	51.5%	50.5%
% of FP17s for Band 1 Urgent Courses	150	4,479	3.3%	7.2%	8.0%	9.0%
% of FP17s Relating to Free Repair or Replacements	30	4,479	0.7%	0.8%	0.8%	0.8%
% of FP17s Relating to Continuations	62	4,479	1.4%	1.1%	1.1%	1.1%
% of Patients satisfied with the dentistry they have received	1	1	N/A	91.6%	91.6%	91.5%
% of Patients satisfied with the time they had to wait for an appointment	1	1	N/A	86.9%	88.3%	87.9%

* This is based on patients treated on this contract for their most recent course of treatment. Figures in italics indicate the base number of FP17s or Patient Questionnaire responses are less than 100. N/A is shown where the base number of responses is less than 10 during the period. % is calculated as Quantity/Base number*100

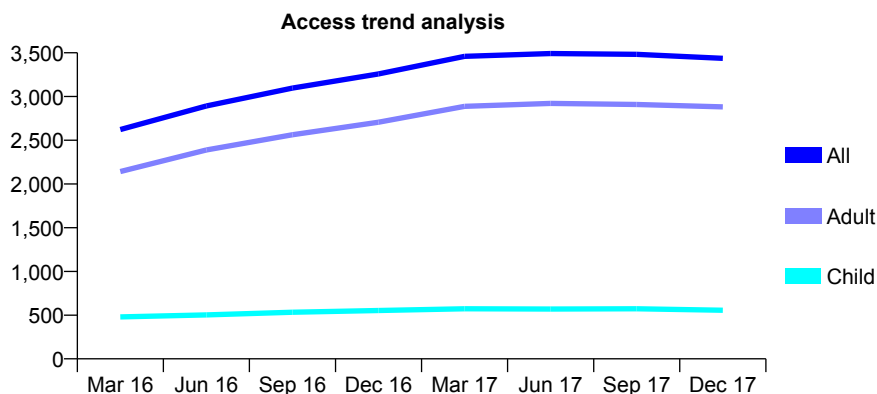
Q59 - Vital Signs At a Glance Contract Report for 181293/0001 - December 2017

Name or company name	JDRM Dental Care Ltd
Contract type name	GDS Contract
Purpose of contract	General
Contract start date	01/07/2015
Contract end date	

17/18 Contracted general activity (UDA)	9,832
Carry forward general activity (UDA)	382
17/18 Contracted orthodontic activity (UOA)	0
Carry forward orthodontic activity (UOA)	0
Baseline contract value	£223,109.72

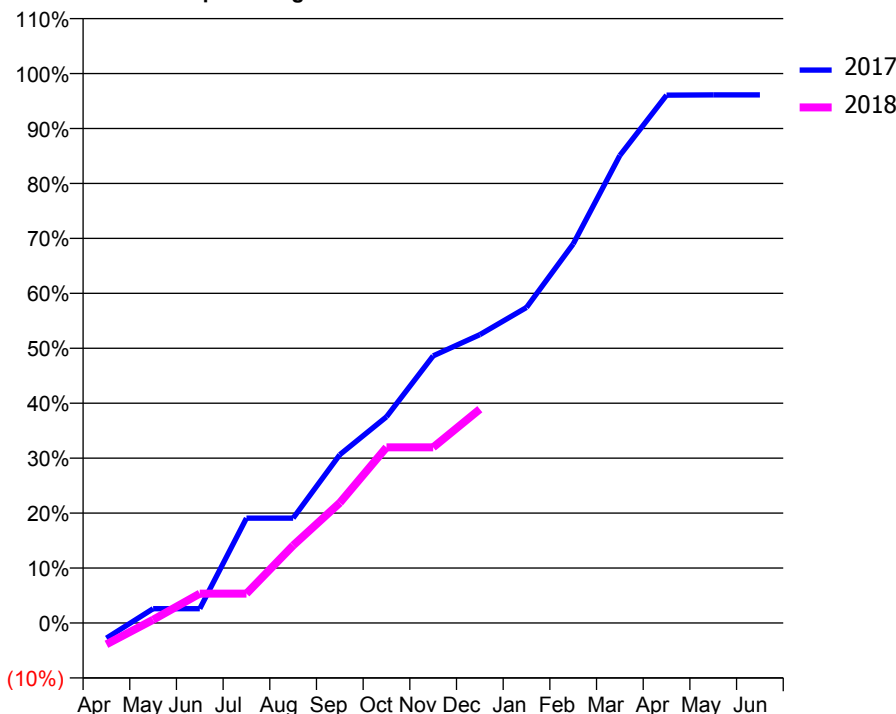
ACCESS*

Patients seen in 24 months	Total	Change since previous quarter
Quarter ending December 2016	3,259	
Quarter ending March 2017	3,460	↑
Quarter ending June 2017	3,491	→
Quarter ending September 2017	3,482	→
Quarter ending December 2017	3,437	↓
Variance since December 2016	5.5%	↑



ACTIVITY

Cumulative percentage of contracted UDA delivered 2017 & 2018



Month	Adjusted Scheduled Activity (UDA)	
	2017	2018
April	-273	-382
May	257	58
June	257	526
July	1,876	526
August	1,876	1,388
September	3,013	2,151
October	3,690	3,144
November	4,780	3,144
December	5,159	3,825
January	5,647	
February	6,781	
March	8,366	
April	9,445	
May	9,449	
June	9,450	

QUALITY

	Quantity	Base Number	Contract	AT	Region	England
% of FP17s for the same patient ID Re-attending within 3 months - Children	76	634	12.0%	9.9%	11.8%	12.0%
% of FP17s for the same patient ID Re-attending within 3 months - Adults	267	2,621	10.2%	14.1%	15.3%	15.9%
% of FP17s for the same patient ID Re-attending between 3 & 9 months - Children	418	634	65.9%	60.8%	59.1%	58.0%
% of FP17s for the same patient ID Re-attending between 3 & 9 months - Adults	1,321	2,621	50.4%	52.9%	51.5%	50.5%
% of FP17s for Band 1 Urgent Courses	80	2,357	3.4%	7.2%	8.0%	9.0%
% of FP17s Relating to Free Repair or Replacements	48	2,357	2.0%	0.8%	0.8%	0.8%
% of FP17s Relating to Continuations	15	2,357	0.6%	1.1%	1.1%	1.1%
% of Patients satisfied with the dentistry they have received	2	2	N/A	91.6%	91.6%	91.5%
% of Patients satisfied with the time they had to wait for an appointment	2	2	N/A	86.9%	88.3%	87.9%

* This is based on patients treated on this contract for their most recent course of treatment. Figures in italics indicate the base number of FP17s or Patient Questionnaire responses are less than 100. N/A is shown where the base number of responses is less than 10 during the period. % is calculated as Quantity/Base number*100

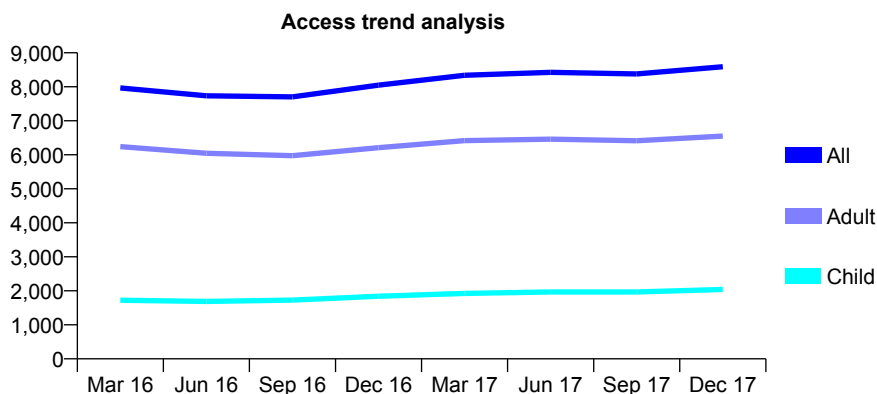
Q59 - Vital Signs At a Glance Contract Report for 183865/0002 - December 2017

Name or company name	H Amin & A Patel
Contract type name	GDS Contract
Purpose of contract	General
Contract start date	01/10/2013
Contract end date	

17/18 Contracted general activity (UDA)	19,643
Carry forward general activity (UDA)	317
17/18 Contracted orthodontic activity (UOA)	0
Carry forward orthodontic activity (UOA)	0
Baseline contract value	£422,887.90

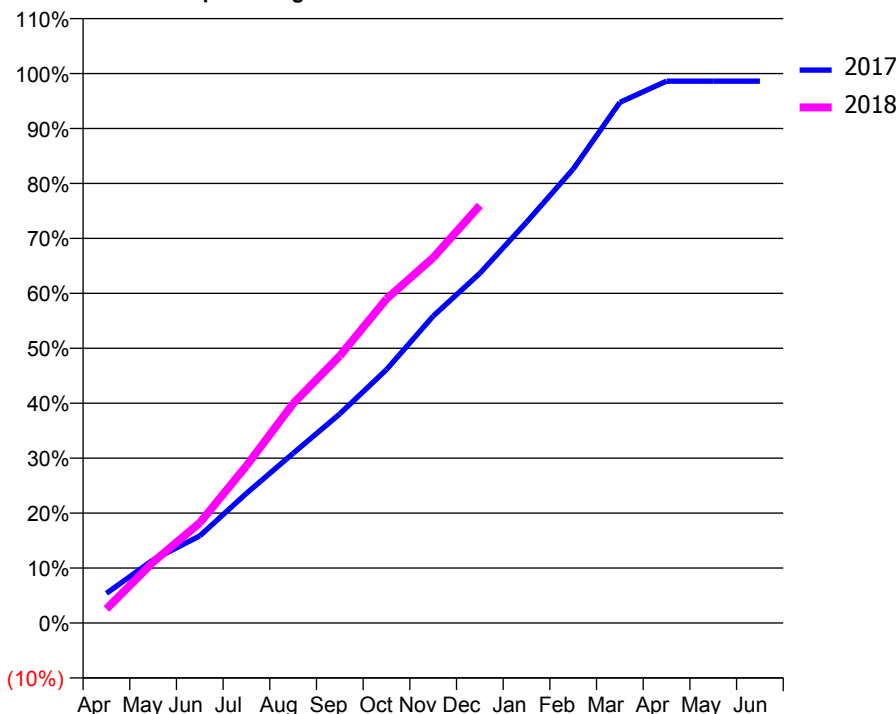
ACCESS*

Patients seen in 24 months	Total	Change since previous quarter
Quarter ending December 2016	8,049	
Quarter ending March 2017	8,341	↑
Quarter ending June 2017	8,426	→
Quarter ending September 2017	8,378	→
Quarter ending December 2017	8,592	↑
Variance since December 2016	6.7%	↑



ACTIVITY

Cumulative percentage of contracted UDA delivered 2017 & 2018



Month	Adjusted Scheduled Activity (UDA)	
	2017	2018
April	1,224	503
May	2,601	2,180
June	3,592	3,582
July	5,343	5,621
August	6,992	7,845
September	8,620	9,552
October	10,441	11,584
November	12,648	13,057
December	14,410	14,925
January	16,512	
February	18,706	
March	21,452	
April	22,329	
May	22,326	
June	22,326	

QUALITY

	Quantity	Base Number	Contract	AT	Region	England
% of FP17s for the same patient ID Re-attending within 3 months - Children	151	2,419	6.2%	9.9%	11.8%	12.0%
% of FP17s for the same patient ID Re-attending within 3 months - Adults	722	6,938	10.4%	14.1%	15.3%	15.9%
% of FP17s for the same patient ID Re-attending between 3 & 9 months - Children	1,648	2,419	68.1%	60.8%	59.1%	58.0%
% of FP17s for the same patient ID Re-attending between 3 & 9 months - Adults	4,284	6,938	61.7%	52.9%	51.5%	50.5%
% of FP17s for Band 1 Urgent Courses	430	8,378	5.1%	7.2%	8.0%	9.0%
% of FP17s Relating to Free Repair or Replacements	52	8,378	0.6%	0.8%	0.8%	0.8%
% of FP17s Relating to Continuations	46	8,378	0.5%	1.1%	1.1%	1.1%
% of Patients satisfied with the dentistry they have received	7	9	N/A	91.6%	91.6%	91.5%
% of Patients satisfied with the time they had to wait for an appointment	8	9	N/A	86.9%	88.3%	87.9%

* This is based on patients treated on this contract for their most recent course of treatment. Figures in italics indicate the base number of FP17s or Patient Questionnaire responses are less than 100. N/A is shown where the base number of responses is less than 10 during the period. % is calculated as Quantity/Base number*100

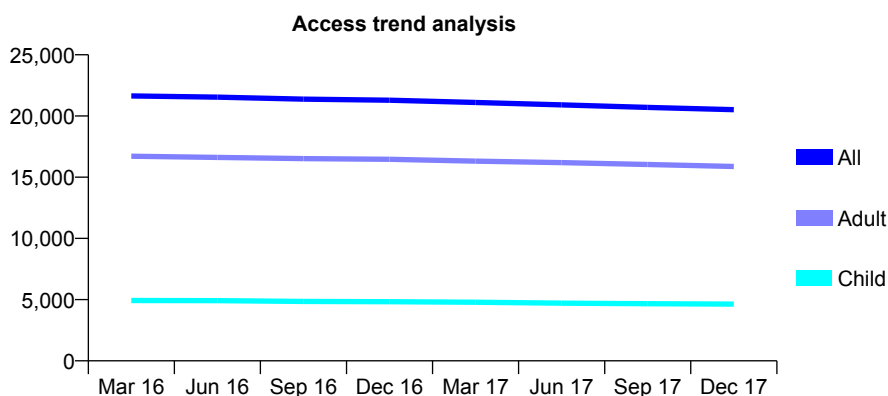
Q59 - Vital Signs At a Glance Contract Report for 187208/0001 - December 2017

Name or company name	Mr N Maxey & Mr W Welch
Contract type name	GDS Contract
Purpose of contract	General and Orthodontic
Contract start date	01/04/2006
Contract end date	

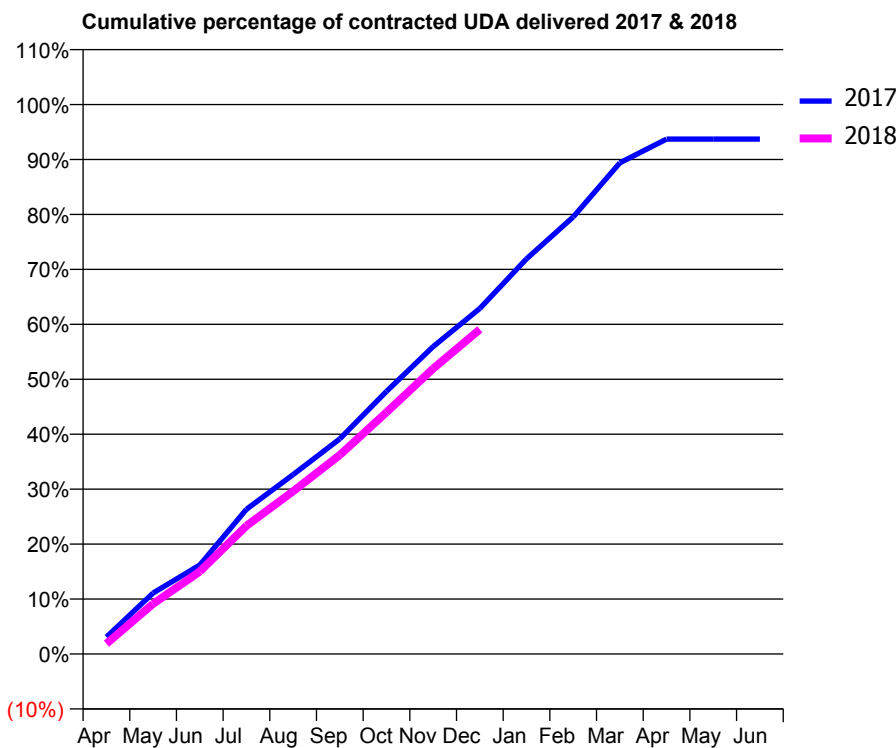
17/18 Contracted general activity (UDA)	63,070
Carry forward general activity (UDA)	148
17/18 Contracted orthodontic activity (UOA)	705
Carry forward orthodontic activity (UOA)	0
Baseline contract value	£1,549,149.27

ACCESS*

Patients seen in 24 months	Total	Change since previous quarter
Quarter ending December 2016	21,289	
Quarter ending March 2017	21,106	→
Quarter ending June 2017	20,910	→
Quarter ending September 2017	20,705	→
Quarter ending December 2017	20,513	→
Variance since December 2016	(3.6%)	↓



ACTIVITY



Month	Adjusted Scheduled Activity (UDA)	
	2017	2018
April	1,959	1,179
May	7,000	5,766
June	10,211	9,459
July	16,613	14,720
August	20,592	18,673
September	24,689	22,848
October	30,143	27,747
November	35,290	32,758
December	39,664	37,266
January	45,355	
February	50,160	
March	56,382	
April	59,098	
May	59,101	
June	59,107	

QUALITY

	Quantity	Base Number	Contract	AT	Region	England
% of FP17s for the same patient ID Re-attending within 3 months - Children	377	5,386	7.0%	9.9%	11.8%	12.0%
% of FP17s for the same patient ID Re-attending within 3 months - Adults	2,672	17,989	14.9%	14.1%	15.3%	15.9%
% of FP17s for the same patient ID Re-attending between 3 & 9 months - Children	3,401	5,386	63.1%	60.8%	59.1%	58.0%
% of FP17s for the same patient ID Re-attending between 3 & 9 months - Adults	10,087	17,989	56.1%	52.9%	51.5%	50.5%
% of FP17s for Band 1 Urgent Courses	1,643	21,926	7.5%	7.2%	8.0%	9.0%
% of FP17s Relating to Free Repair or Replacements	204	21,926	0.9%	0.8%	0.8%	0.8%
% of FP17s Relating to Continuations	217	21,926	1.0%	1.1%	1.1%	1.1%
% of Patients satisfied with the dentistry they have received	32	34	94.1%	91.6%	91.6%	91.5%
% of Patients satisfied with the time they had to wait for an appointment	28	34	82.4%	86.9%	88.3%	87.9%

* This is based on patients treated on this contract for their most recent course of treatment. Figures in italics indicate the base number of FP17s or Patient Questionnaire responses are less than 100. N/A is shown where the base number of responses is less than 10 during the period. % is calculated as Quantity/Base number*100

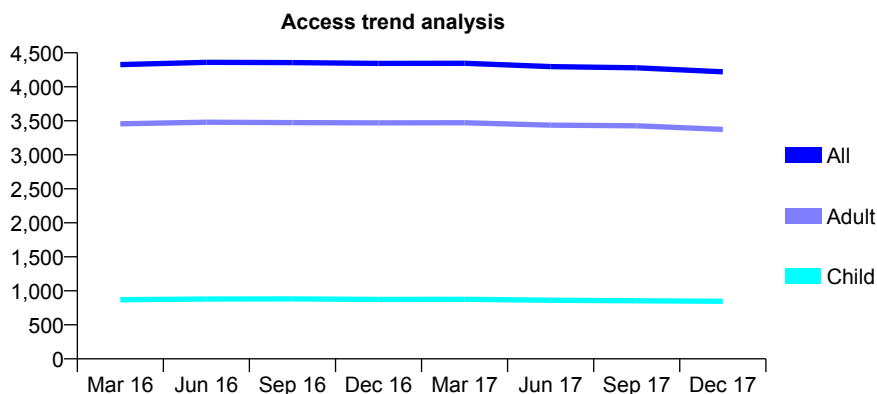
Q59 - Vital Signs At a Glance Contract Report for 187208/0002 - December 2017

Name or company name	Mr N Maxey & Mr W Welch
Contract type name	GDS Contract
Purpose of contract	General
Contract start date	01/04/2006
Contract end date	

17/18 Contracted general activity (UDA)	12,165
Carry forward general activity (UDA)	0
17/18 Contracted orthodontic activity (UOA)	0
Carry forward orthodontic activity (UOA)	0
Baseline contract value	£271,202.04

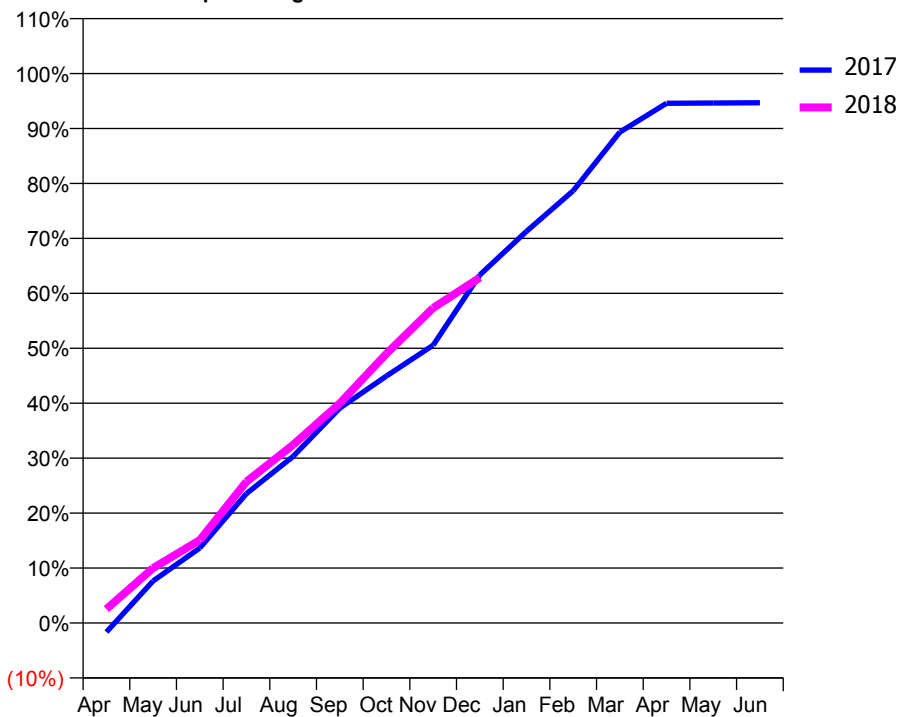
ACCESS*

Patients seen in 24 months	Total	Change since previous quarter
Quarter ending December 2016	4,344	
Quarter ending March 2017	4,347	→
Quarter ending June 2017	4,297	↓
Quarter ending September 2017	4,280	→
Quarter ending December 2017	4,220	↓
Variance since December 2016	(2.9%)	↓



ACTIVITY

Cumulative percentage of contracted UDA delivered 2017 & 2018



Month	Adjusted Scheduled Activity (UDA)	
	2017	2018
April	-201	308
May	933	1,217
June	1,662	1,835
July	2,865	3,132
August	3,690	3,945
September	4,757	4,864
October	5,468	5,963
November	6,152	6,973
December	7,706	7,648
January	8,671	
February	9,569	
March	10,868	
April	11,506	
May	11,512	
June	11,516	

QUALITY

	Quantity	Base Number	Contract	AT	Region	England
% of FP17s for the same patient ID Re-attending within 3 months - Children	85	979	8.7%	9.9%	11.8%	12.0%
% of FP17s for the same patient ID Re-attending within 3 months - Adults	473	3,651	13.0%	14.1%	15.3%	15.9%
% of FP17s for the same patient ID Re-attending between 3 & 9 months - Children	665	979	67.9%	60.8%	59.1%	58.0%
% of FP17s for the same patient ID Re-attending between 3 & 9 months - Adults	2,307	3,651	63.2%	52.9%	51.5%	50.5%
% of FP17s for Band 1 Urgent Courses	349	4,322	8.1%	7.2%	8.0%	9.0%
% of FP17s Relating to Free Repair or Replacements	28	4,322	0.6%	0.8%	0.8%	0.8%
% of FP17s Relating to Continuations	40	4,322	0.9%	1.1%	1.1%	1.1%
% of Patients satisfied with the dentistry they have received	6	6	N/A	91.6%	91.6%	91.5%
% of Patients satisfied with the time they had to wait for an appointment	6	6	N/A	86.9%	88.3%	87.9%

* This is based on patients treated on this contract for their most recent course of treatment. Figures in italics indicate the base number of FP17s or Patient Questionnaire responses are less than 100. N/A is shown where the base number of responses is less than 10 during the period. % is calculated as Quantity/Base number*100

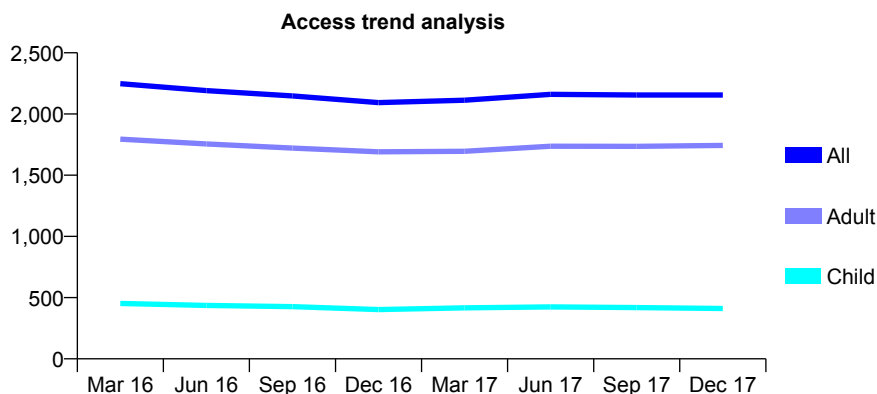
Q59 - Vital Signs At a Glance Contract Report for 187313/0002 - December 2017

Name or company name	J Ahmad, M Hallen, A Persson & A Alfreds
Contract type name	GDS Contract
Purpose of contract	General
Contract start date	01/04/2010
Contract end date	

17/18 Contracted general activity (UDA)	9,152
Carry forward general activity (UDA)	0
17/18 Contracted orthodontic activity (UOA)	0
Carry forward orthodontic activity (UOA)	0
Baseline contract value	£186,311.20

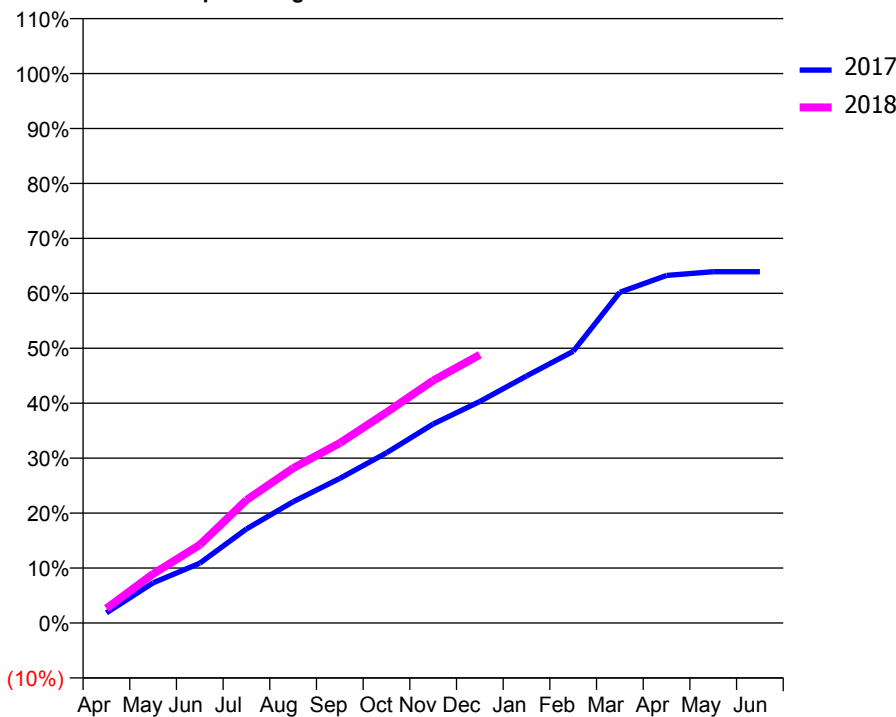
ACCESS*

Patients seen in 24 months	Total	Change since previous quarter
Quarter ending December 2016	2,093	
Quarter ending March 2017	2,113	→
Quarter ending June 2017	2,161	↑
Quarter ending September 2017	2,155	→
Quarter ending December 2017	2,155	→
Variance since December 2016	3.0%	↑



ACTIVITY

Cumulative percentage of contracted UDA delivered 2017 & 2018



Month	Adjusted Scheduled Activity (UDA)	
	2017	2018
April	169	243
May	670	819
June	996	1,303
July	1,567	2,048
August	2,020	2,579
September	2,408	2,998
October	2,835	3,508
November	3,315	4,038
December	3,690	4,468
January	4,114	
February	4,524	
March	5,510	
April	5,789	
May	5,850	
June	5,850	

QUALITY

	Quantity	Base Number	Contract	AT	Region	England
% of FP17s for the same patient ID Re-attending within 3 months - Children	17	442	3.8%	9.9%	11.8%	12.0%
% of FP17s for the same patient ID Re-attending within 3 months - Adults	207	1,956	10.6%	14.1%	15.3%	15.9%
% of FP17s for the same patient ID Re-attending between 3 & 9 months - Children	295	442	66.7%	60.8%	59.1%	58.0%
% of FP17s for the same patient ID Re-attending between 3 & 9 months - Adults	1,291	1,956	66.0%	52.9%	51.5%	50.5%
% of FP17s for Band 1 Urgent Courses	178	2,245	7.9%	7.2%	8.0%	9.0%
% of FP17s Relating to Free Repair or Replacements	0	2,245	0.0%	0.8%	0.8%	0.8%
% of FP17s Relating to Continuations	12	2,245	0.5%	1.1%	1.1%	1.1%
% of Patients satisfied with the dentistry they have received	4	6	N/A	91.6%	91.6%	91.5%
% of Patients satisfied with the time they had to wait for an appointment	5	6	N/A	86.9%	88.3%	87.9%

* This is based on patients treated on this contract for their most recent course of treatment. Figures in italics indicate the base number of FP17s or Patient Questionnaire responses are less than 100. N/A is shown where the base number of responses is less than 10 during the period. % is calculated as Quantity/Base number*100

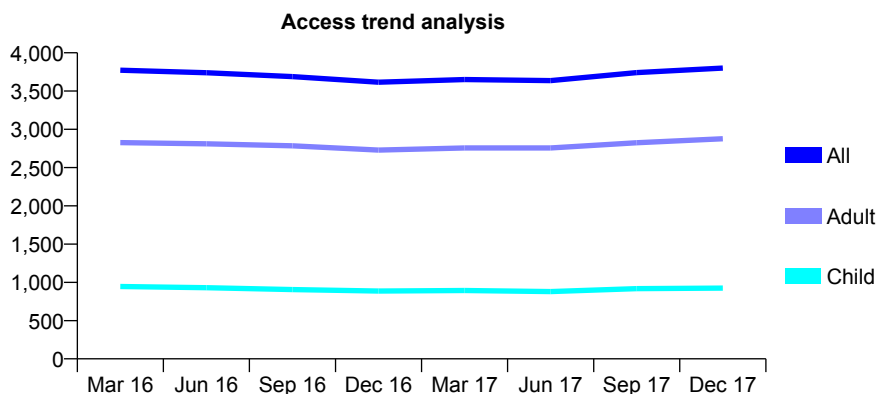
Q59 - Vital Signs At a Glance Contract Report for 188107/0001 - December 2017

Name or company name	Mr J Ratynski, Mrs M Ratynski and Mr I Ra:
Contract type name	GDS Contract
Purpose of contract	General
Contract start date	15/08/2006
Contract end date	

17/18 Contracted general activity (UDA)	12,300
Carry forward general activity (UDA)	396
17/18 Contracted orthodontic activity (UOA)	0
Carry forward orthodontic activity (UOA)	0
Baseline contract value	£301,607.27

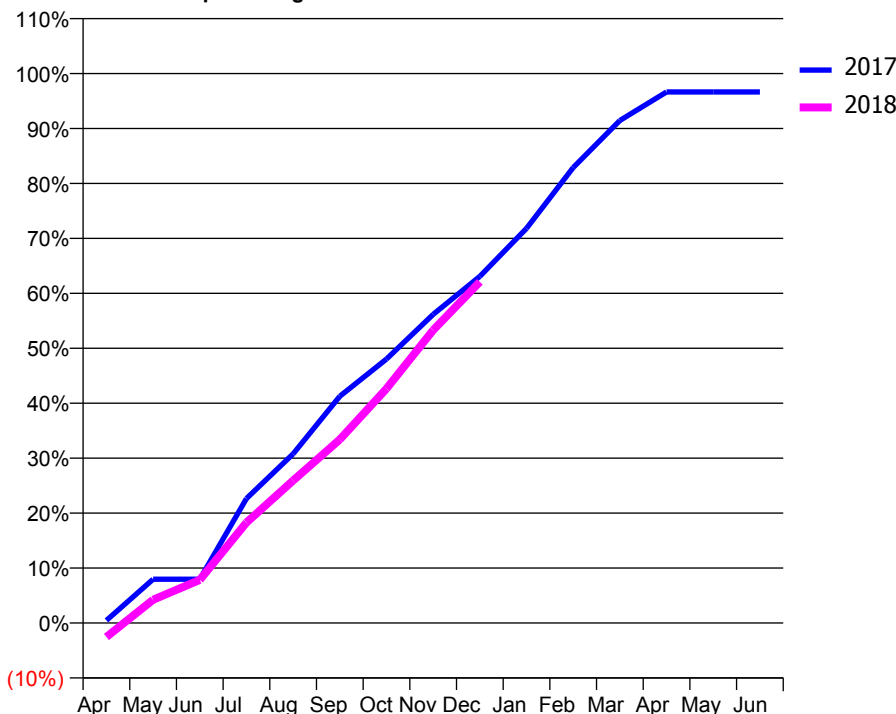
ACCESS*

Patients seen in 24 months	Total	Change since previous quarter
Quarter ending December 2016	3,615	
Quarter ending March 2017	3,651	→
Quarter ending June 2017	3,636	→
Quarter ending September 2017	3,742	↑
Quarter ending December 2017	3,801	→
Variance since December 2016	5.1%	↑



ACTIVITY

Cumulative percentage of contracted UDA delivered 2017 & 2018



Month	Adjusted Scheduled Activity (UDA)	
	2017	2018
April	55	-316
May	940	521
June	940	966
July	2,672	2,249
August	3,633	3,189
September	4,868	4,108
October	5,669	5,244
November	6,628	6,557
December	7,445	7,636
January	8,474	
February	9,781	
March	10,790	
April	11,404	
May	11,404	
June	11,404	

QUALITY

	Quantity	Base Number	Contract	AT	Region	England
% of FP17s for the same patient ID Re-attending within 3 months - Children	82	1,132	7.2%	9.9%	11.8%	12.0%
% of FP17s for the same patient ID Re-attending within 3 months - Adults	418	3,326	12.6%	14.1%	15.3%	15.9%
% of FP17s for the same patient ID Re-attending between 3 & 9 months - Children	792	1,132	70.0%	60.8%	59.1%	58.0%
% of FP17s for the same patient ID Re-attending between 3 & 9 months - Adults	2,261	3,326	68.0%	52.9%	51.5%	50.5%
% of FP17s for Band 1 Urgent Courses	178	4,138	4.3%	7.2%	8.0%	9.0%
% of FP17s Relating to Free Repair or Replacements	15	4,138	0.4%	0.8%	0.8%	0.8%
% of FP17s Relating to Continuations	71	4,138	1.7%	1.1%	1.1%	1.1%
% of Patients satisfied with the dentistry they have received	6	6	N/A	91.6%	91.6%	91.5%
% of Patients satisfied with the time they had to wait for an appointment	6	6	N/A	86.9%	88.3%	87.9%

* This is based on patients treated on this contract for their most recent course of treatment. Figures in italics indicate the base number of FP17s or Patient Questionnaire responses are less than 100. N/A is shown where the base number of responses is less than 10 during the period. % is calculated as Quantity/Base number*100

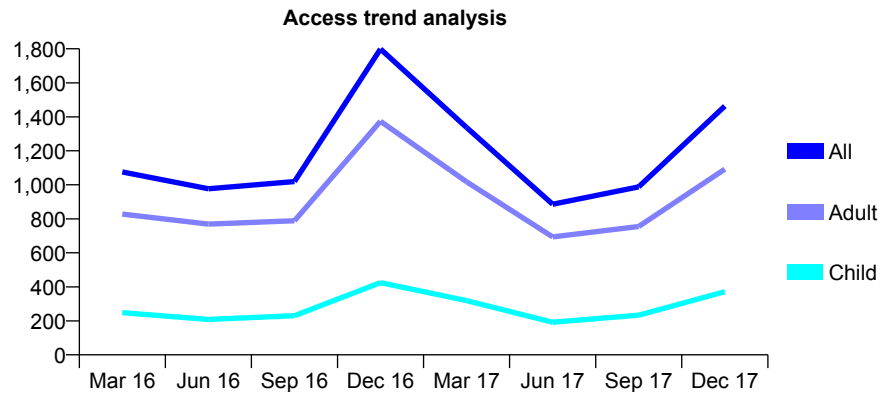
Q59 - Vital Signs At a Glance Contract Report for 188867/0001 - December 2017

Name or company name	Mr Moroney& Ms N Whitley
Contract type name	GDS Contract
Purpose of contract	General
Contract start date	01/10/2013
Contract end date	

17/18 Contracted general activity (UDA)	3,578
Carry forward general activity (UDA)	-39
17/18 Contracted orthodontic activity (UOA)	0
Carry forward orthodontic activity (UOA)	0
Baseline contract value	£82,624.12

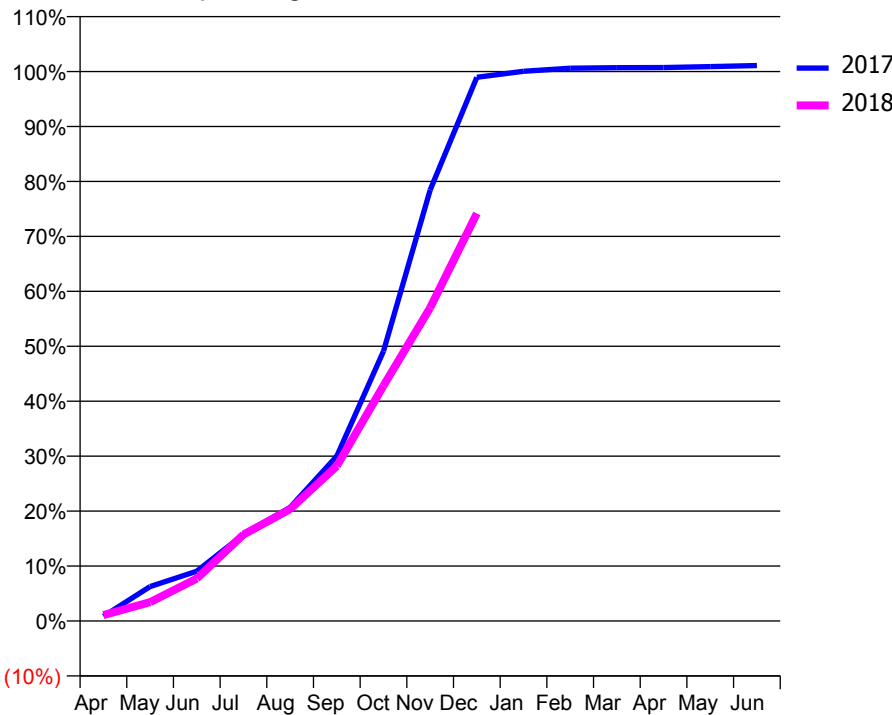
ACCESS*

Patients seen in 24 months	Total	Change since previous quarter
Quarter ending December 2016	1,799	
Quarter ending March 2017	1,337	↓
Quarter ending June 2017	886	↓
Quarter ending September 2017	988	↑
Quarter ending December 2017	1,463	↑
Variance since December 2016	(18.7%)	↓



ACTIVITY

Cumulative percentage of contracted UDA delivered 2017 & 2018



Month	Adjusted Scheduled Activity (UDA)	
	2017	2018
April	31	39
May	224	123
June	324	276
July	564	563
August	740	728
September	1,073	1,009
October	1,757	1,532
November	2,807	2,040
December	3,541	2,654
January	3,580	
February	3,600	
March	3,603	
April	3,604	
May	3,610	
June	3,617	

QUALITY

	Quantity	Base Number	Contract	AT	Region	England
% of FP17s for the same patient ID Re-attending within 3 months - Children	2	294	0.7%	9.9%	11.8%	12.0%
% of FP17s for the same patient ID Re-attending within 3 months - Adults	47	920	5.1%	14.1%	15.3%	15.9%
% of FP17s for the same patient ID Re-attending between 3 & 9 months - Children	9	294	3.1%	60.8%	59.1%	58.0%
% of FP17s for the same patient ID Re-attending between 3 & 9 months - Adults	76	920	8.3%	52.9%	51.5%	50.5%
% of FP17s for Band 1 Urgent Courses	99	1,208	8.2%	7.2%	8.0%	9.0%
% of FP17s Relating to Free Repair or Replacements	7	1,208	0.6%	0.8%	0.8%	0.8%
% of FP17s Relating to Continuations	8	1,208	0.7%	1.1%	1.1%	1.1%
% of Patients satisfied with the dentistry they have received	2	2	N/A	91.6%	91.6%	91.5%
% of Patients satisfied with the time they had to wait for an appointment	2	2	N/A	86.9%	88.3%	87.9%

* This is based on patients treated on this contract for their most recent course of treatment. Figures in italics indicate the base number of FP17s or Patient Questionnaire responses are less than 100. N/A is shown where the base number of responses is less than 10 during the period. % is calculated as Quantity/Base number*100

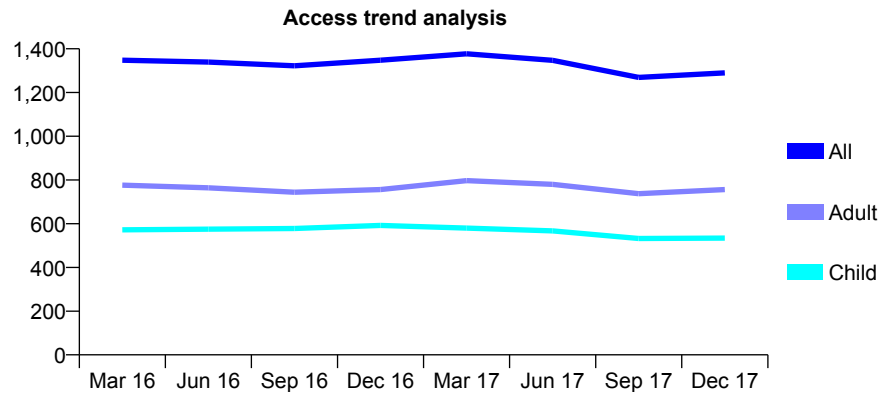
Q59 - Vital Signs At a Glance Contract Report for 189820/0001 - December 2017

Name or company name	J & P Pallipatt T/A Aesthetic Smiles
Contract type name	GDS Contract
Purpose of contract	General
Contract start date	01/12/2010
Contract end date	

17/18 Contracted general activity (UDA)	3,000
Carry forward general activity (UDA)	-26
17/18 Contracted orthodontic activity (UOA)	0
Carry forward orthodontic activity (UOA)	0
Baseline contract value	£144,646.90

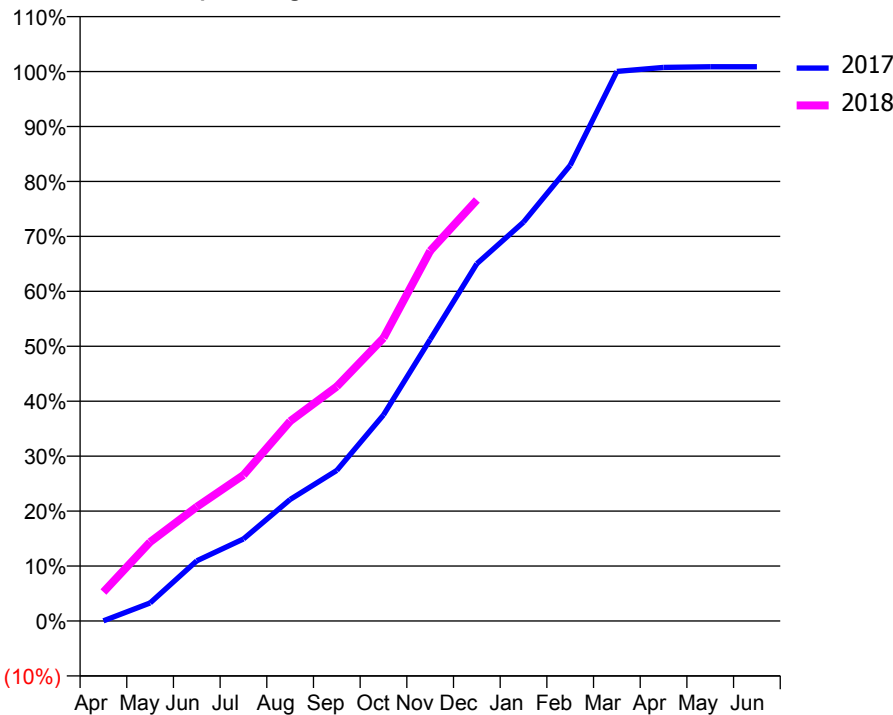
ACCESS*

Patients seen in 24 months	Total	Change since previous quarter
Quarter ending December 2016	1,348	
Quarter ending March 2017	1,377	↑
Quarter ending June 2017	1,347	↓
Quarter ending September 2017	1,269	↓
Quarter ending December 2017	1,290	→
Variance since December 2016	(4.3%)	↓



ACTIVITY

Cumulative percentage of contracted UDA delivered 2017 & 2018



Month	Adjusted Scheduled Activity (UDA)	
	2017	2018
April	1	158
May	99	432
June	328	624
July	448	797
August	664	1,091
September	822	1,280
October	1,125	1,545
November	1,537	2,021
December	1,950	2,299
January	2,178	
February	2,488	
March	3,000	
April	3,022	
May	3,026	
June	3,026	

QUALITY

	Quantity	Base Number	Contract	AT	Region	England
% of FP17s for the same patient ID Re-attending within 3 months - Children	43	480	9.0%	9.9%	11.8%	12.0%
% of FP17s for the same patient ID Re-attending within 3 months - Adults	120	690	17.4%	14.1%	15.3%	15.9%
% of FP17s for the same patient ID Re-attending between 3 & 9 months - Children	222	480	46.3%	60.8%	59.1%	58.0%
% of FP17s for the same patient ID Re-attending between 3 & 9 months - Adults	338	690	49.0%	52.9%	51.5%	50.5%
% of FP17s for Band 1 Urgent Courses	148	1,161	12.7%	7.2%	8.0%	9.0%
% of FP17s Relating to Free Repair or Replacements	12	1,161	1.0%	0.8%	0.8%	0.8%
% of FP17s Relating to Continuations	0	1,161	0.0%	1.1%	1.1%	1.1%
% of Patients satisfied with the dentistry they have received	3	3	N/A	91.6%	91.6%	91.5%
% of Patients satisfied with the time they had to wait for an appointment	3	3	N/A	86.9%	88.3%	87.9%

* This is based on patients treated on this contract for their most recent course of treatment. Figures in italics indicate the base number of FP17s or Patient Questionnaire responses are less than 100. N/A is shown where the base number of responses is less than 10 during the period. % is calculated as Quantity/Base number*100

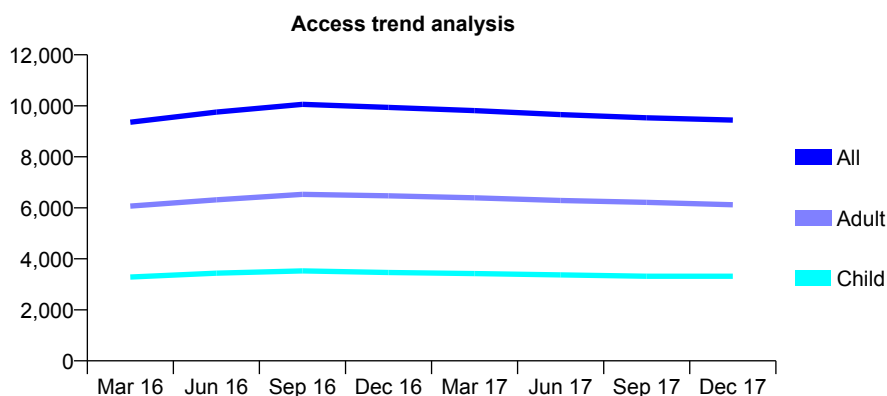
Q59 - Vital Signs At a Glance Contract Report for 189960/0001 - December 2017

Name or company name	Mr Z Kapadia & Mr N F Kapadia
Contract type name	GDS Contract
Purpose of contract	General
Contract start date	01/04/2014
Contract end date	

17/18 Contracted general activity (UDA)	23,121
Carry forward general activity (UDA)	993
17/18 Contracted orthodontic activity (UOA)	0
Carry forward orthodontic activity (UOA)	0
Baseline contract value	£576,110.26

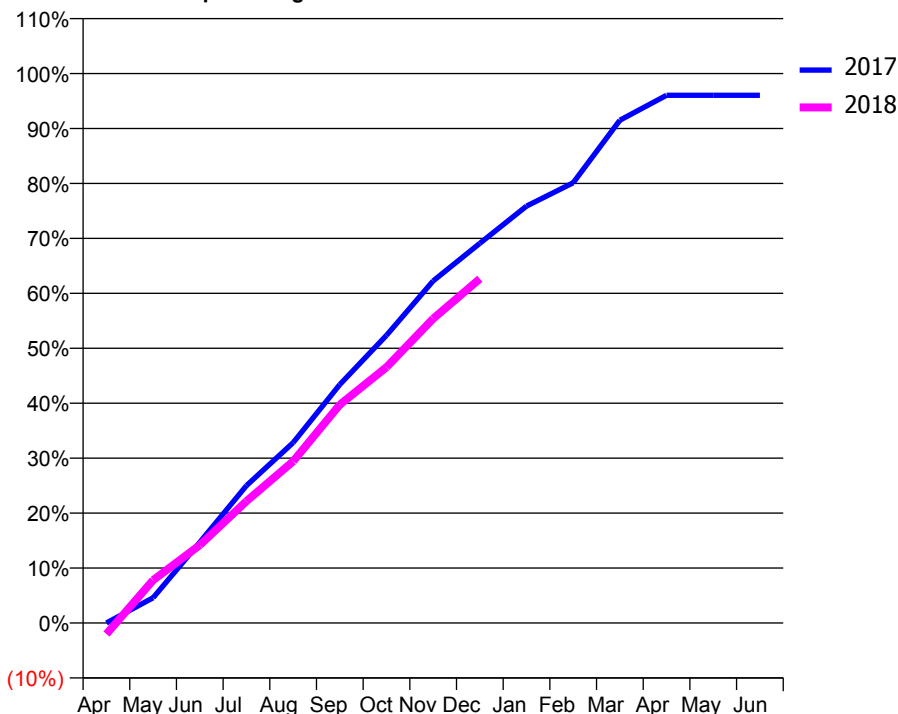
ACCESS*

Patients seen in 24 months	Total	Change since previous quarter
Quarter ending December 2016	9,936	
Quarter ending March 2017	9,810	↓
Quarter ending June 2017	9,654	↓
Quarter ending September 2017	9,532	↓
Quarter ending December 2017	9,438	→
Variance since December 2016	(5.0%)	↓



ACTIVITY

Cumulative percentage of contracted UDA delivered 2017 & 2018



Month	Adjusted Scheduled Activity (UDA)	
	2017	2018
April	-5	-467
May	1,157	1,803
June	3,688	3,279
July	6,285	5,123
August	8,247	6,804
September	10,903	9,189
October	13,150	10,766
November	15,639	12,804
December	17,361	14,482
January	19,058	
February	20,124	
March	22,984	
April	24,128	
May	24,128	
June	24,128	

QUALITY

	Quantity	Base Number	Contract	AT	Region	England
% of FP17s for the same patient ID Re-attending within 3 months - Children	313	4,289	7.3%	9.9%	11.8%	12.0%
% of FP17s for the same patient ID Re-attending within 3 months - Adults	754	6,562	11.5%	14.1%	15.3%	15.9%
% of FP17s for the same patient ID Re-attending between 3 & 9 months - Children	3,189	4,289	74.4%	60.8%	59.1%	58.0%
% of FP17s for the same patient ID Re-attending between 3 & 9 months - Adults	4,402	6,562	67.1%	52.9%	51.5%	50.5%
% of FP17s for Band 1 Urgent Courses	476	9,812	4.9%	7.2%	8.0%	9.0%
% of FP17s Relating to Free Repair or Replacements	47	9,812	0.5%	0.8%	0.8%	0.8%
% of FP17s Relating to Continuations	11	9,812	0.1%	1.1%	1.1%	1.1%
% of Patients satisfied with the dentistry they have received	14	15	93.3%	91.6%	91.6%	91.5%
% of Patients satisfied with the time they had to wait for an appointment	9	15	60.0%	86.9%	88.3%	87.9%

* This is based on patients treated on this contract for their most recent course of treatment. Figures in italics indicate the base number of FP17s or Patient Questionnaire responses are less than 100. N/A is shown where the base number of responses is less than 10 during the period. % is calculated as Quantity/Base number*100

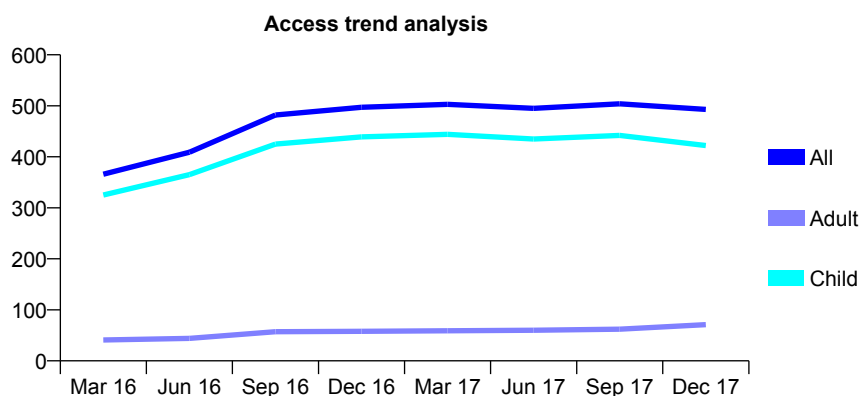
Q59 - Vital Signs At a Glance Contract Report for 191248/0001 - December 2017

Name or company name	Mr K Makwana & Mr P Patel
Contract type name	GDS Contract
Purpose of contract	General
Contract start date	01/02/2012
Contract end date	

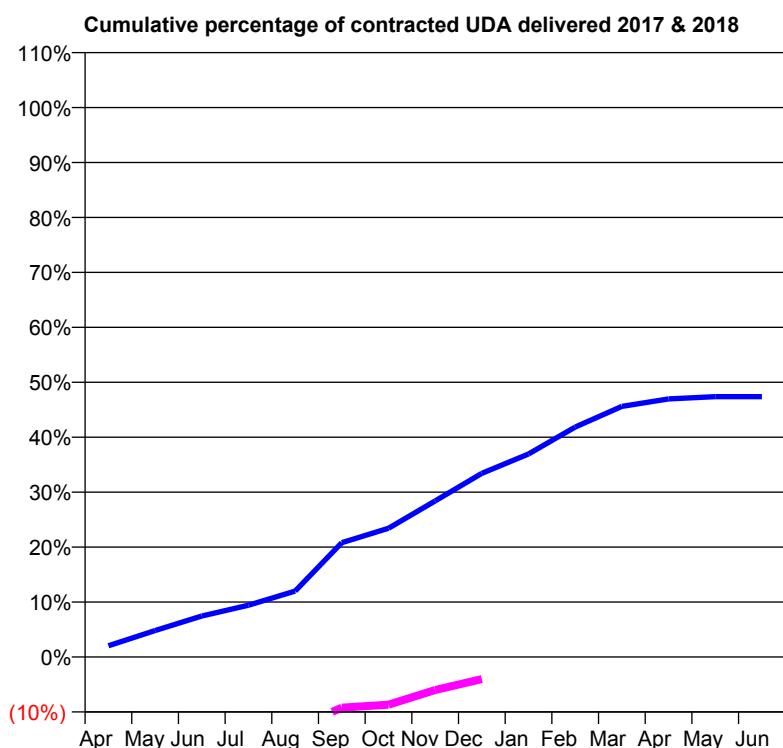
17/18 Contracted general activity (UDA)	2,000
Carry forward general activity (UDA)	600
17/18 Contracted orthodontic activity (UOA)	0
Carry forward orthodontic activity (UOA)	0
Baseline contract value	£46,201.19

ACCESS*

Patients seen in 24 months	Total	Change since previous quarter
Quarter ending December 2016	497	
Quarter ending March 2017	503	→
Quarter ending June 2017	495	↓
Quarter ending September 2017	504	→
Quarter ending December 2017	493	↓
Variance since December 2016	(0.8%)	→



ACTIVITY



Adjusted Scheduled Activity (UDA)		
Month	2017	2018
April	41	-573
May	96	-495
June	149	-469
July	189	-326
August	240	-261
September	416	-185
October	469	-174
November	568	-121
December	668	-81
January	739	
February	837	
March	912	
April	940	
May	948	
June	948	

QUALITY

	Quantity	Base Number	Contract	AT	Region	England
% of FP17s for the same patient ID Re-attending within 3 months - Children	24	463	5.2%	9.9%	11.8%	12.0%
% of FP17s for the same patient ID Re-attending within 3 months - Adults	0	5	0.0%	14.1%	15.3%	15.9%
% of FP17s for the same patient ID Re-attending between 3 & 9 months - Children	326	463	70.4%	60.8%	59.1%	58.0%
% of FP17s for the same patient ID Re-attending between 3 & 9 months - Adults	3	5	60.0%	52.9%	51.5%	50.5%
% of FP17s for Band 1 Urgent Courses	10	440	2.3%	7.2%	8.0%	9.0%
% of FP17s Relating to Free Repair or Replacements	1	440	0.2%	0.8%	0.8%	0.8%
% of FP17s Relating to Continuations	0	440	0.0%	1.1%	1.1%	1.1%
% of Patients satisfied with the dentistry they have received	0	0	N/A	91.6%	91.6%	91.5%
% of Patients satisfied with the time they had to wait for an appointment	0	0	N/A	86.9%	88.3%	87.9%

* This is based on patients treated on this contract for their most recent course of treatment. Figures in italics indicate the base number of FP17s or Patient Questionnaire responses are less than 100. N/A is shown where the base number of responses is less than 10 during the period. % is calculated as Quantity/Base number*100

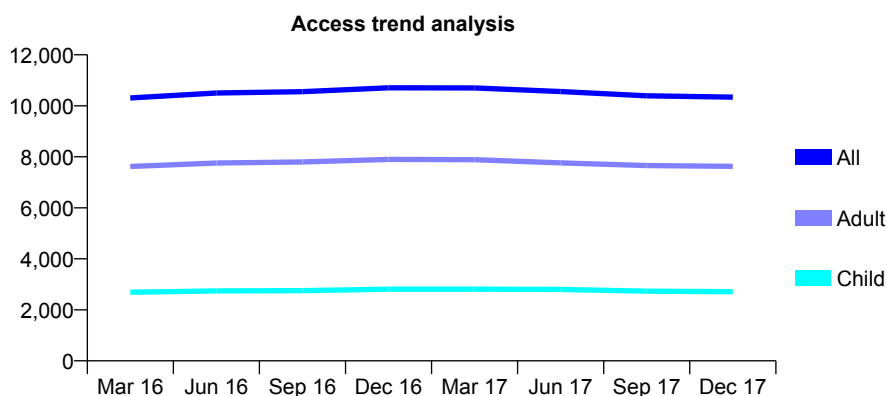
Q59 - Vital Signs At a Glance Contract Report for 191310/0001 - December 2017

Name or company name	East Midlands Community Dental Ass. Ltd.
Contract type name	GDS Contract
Purpose of contract	General
Contract start date	15/11/2006
Contract end date	

17/18 Contracted general activity (UDA)	28,504
Carry forward general activity (UDA)	43
17/18 Contracted orthodontic activity (UOA)	0
Carry forward orthodontic activity (UOA)	0
Baseline contract value	£635,469.75

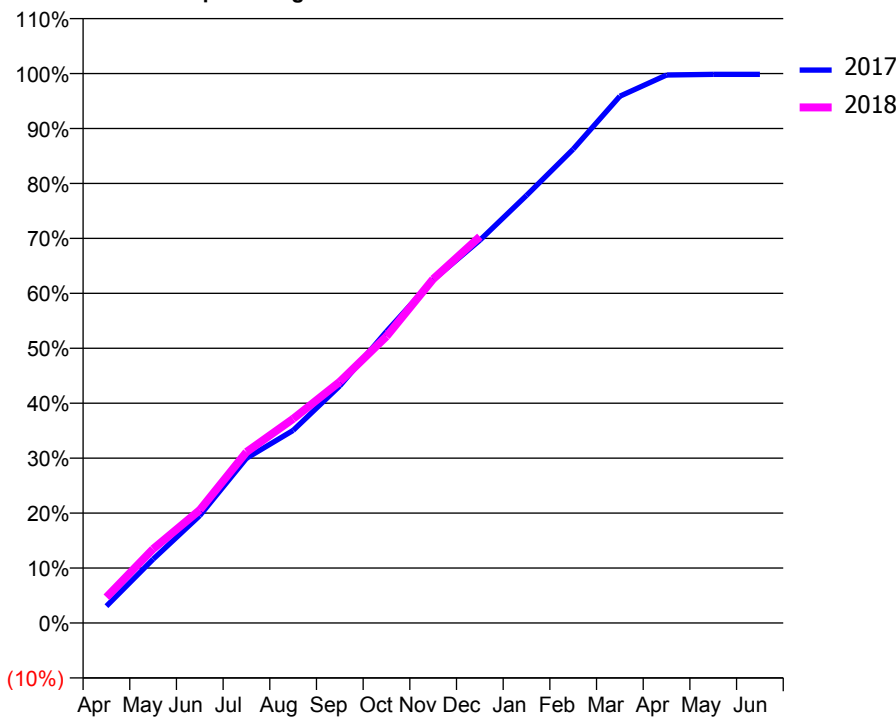
ACCESS*

Patients seen in 24 months	Total	Change since previous quarter
Quarter ending December 2016	10,707	
Quarter ending March 2017	10,699	→
Quarter ending June 2017	10,562	↓
Quarter ending September 2017	10,394	↓
Quarter ending December 2017	10,339	→
Variance since December 2016	(3.4%)	↓



ACTIVITY

Cumulative percentage of contracted UDA delivered 2017 & 2018



Month	Adjusted Scheduled Activity (UDA)	
	2017	2018
April	875	1,341
May	3,308	3,845
June	5,570	5,859
July	8,547	8,874
August	9,994	10,593
September	12,300	12,513
October	15,125	14,871
November	17,799	17,841
December	19,855	20,044
January	22,176	
February	24,582	
March	27,327	
April	28,428	
May	28,458	
June	28,461	

QUALITY

	Quantity	Base Number	Contract	AT	Region	England
% of FP17s for the same patient ID Re-attending within 3 months - Children	185	3,141	5.9%	9.9%	11.8%	12.0%
% of FP17s for the same patient ID Re-attending within 3 months - Adults	937	8,356	11.2%	14.1%	15.3%	15.9%
% of FP17s for the same patient ID Re-attending between 3 & 9 months - Children	2,143	3,141	68.2%	60.8%	59.1%	58.0%
% of FP17s for the same patient ID Re-attending between 3 & 9 months - Adults	5,170	8,356	61.9%	52.9%	51.5%	50.5%
% of FP17s for Band 1 Urgent Courses	876	10,954	8.0%	7.2%	8.0%	9.0%
% of FP17s Relating to Free Repair or Replacements	44	10,954	0.4%	0.8%	0.8%	0.8%
% of FP17s Relating to Continuations	51	10,954	0.5%	1.1%	1.1%	1.1%
% of Patients satisfied with the dentistry they have received	14	15	93.3%	91.6%	91.6%	91.5%
% of Patients satisfied with the time they had to wait for an appointment	12	15	80.0%	86.9%	88.3%	87.9%

* This is based on patients treated on this contract for their most recent course of treatment. Figures in italics indicate the base number of FP17s or Patient Questionnaire responses are less than 100. N/A is shown where the base number of responses is less than 10 during the period. % is calculated as Quantity/Base number*100

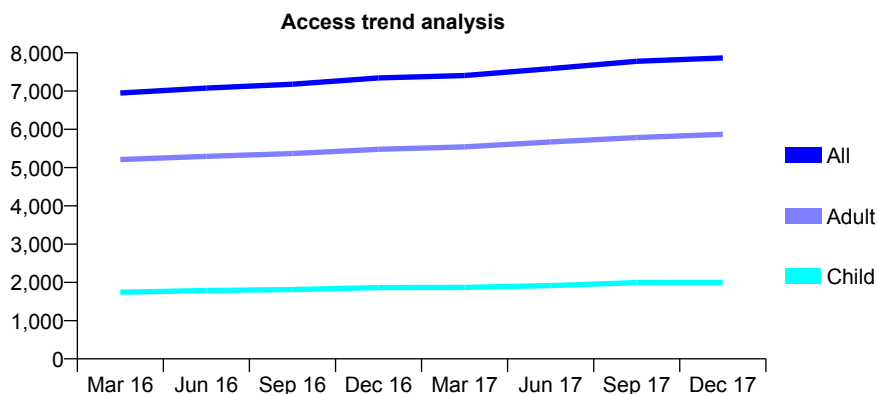
Q59 - Vital Signs At a Glance Contract Report for 191310/0004 - December 2017

Name or company name	Apex Dental Ltd
Contract type name	GDS Contract
Purpose of contract	General
Contract start date	04/04/2008
Contract end date	

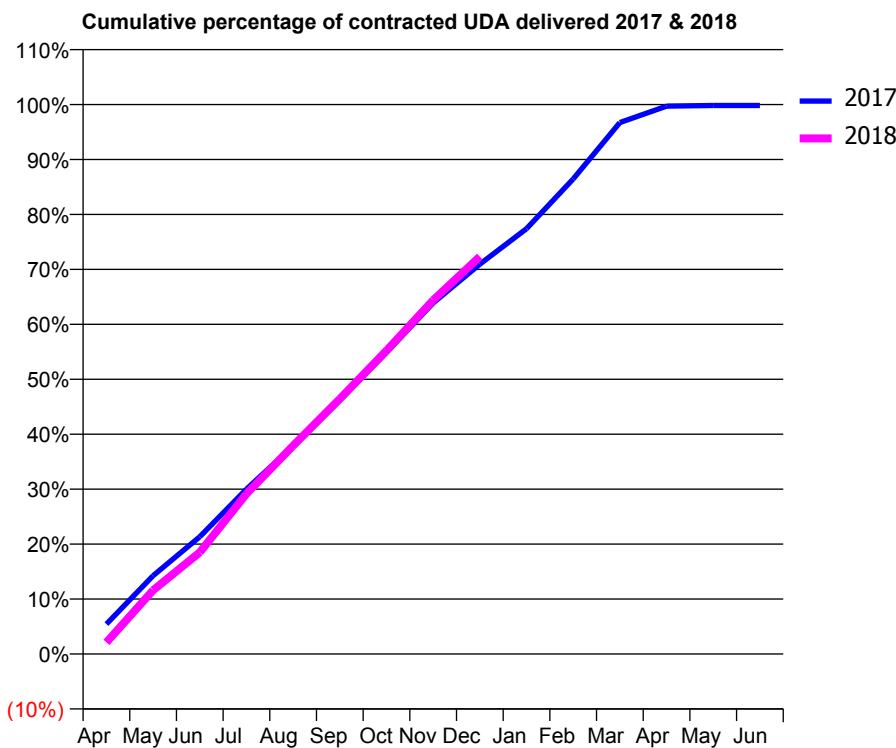
17/18 Contracted general activity (UDA)	21,000
Carry forward general activity (UDA)	35
17/18 Contracted orthodontic activity (UOA)	0
Carry forward orthodontic activity (UOA)	0
Baseline contract value	£468,179.48

ACCESS*

Patients seen in 24 months	Total	Change since previous quarter
Quarter ending December 2016	7,342	
Quarter ending March 2017	7,406	→
Quarter ending June 2017	7,586	↑
Quarter ending September 2017	7,778	↑
Quarter ending December 2017	7,865	→
Variance since December 2016	7.1%	↑



ACTIVITY



Month	Adjusted Scheduled Activity (UDA)	
	2017	2018
April	1,145	445
May	2,992	2,438
June	4,482	3,886
July	6,304	6,121
August	7,952	7,965
September	9,707	9,753
October	11,524	11,597
November	13,416	13,525
December	14,900	15,187
January	16,252	
February	18,154	
March	20,309	
April	20,940	
May	20,964	
June	20,965	

QUALITY

	Quantity	Base Number	Contract	AT	Region	England
% of FP17s for the same patient ID Re-attending within 3 months - Children	79	1,792	4.4%	9.9%	11.8%	12.0%
% of FP17s for the same patient ID Re-attending within 3 months - Adults	521	4,517	11.5%	14.1%	15.3%	15.9%
% of FP17s for the same patient ID Re-attending between 3 & 9 months - Children	858	1,792	47.9%	60.8%	59.1%	58.0%
% of FP17s for the same patient ID Re-attending between 3 & 9 months - Adults	1,564	4,517	34.6%	52.9%	51.5%	50.5%
% of FP17s for Band 1 Urgent Courses	582	6,057	9.6%	7.2%	8.0%	9.0%
% of FP17s Relating to Free Repair or Replacements	21	6,057	0.3%	0.8%	0.8%	0.8%
% of FP17s Relating to Continuations	48	6,057	0.8%	1.1%	1.1%	1.1%
% of Patients satisfied with the dentistry they have received	15	17	88.2%	91.6%	91.6%	91.5%
% of Patients satisfied with the time they had to wait for an appointment	14	17	82.4%	86.9%	88.3%	87.9%

* This is based on patients treated on this contract for their most recent course of treatment. Figures in italics indicate the base number of FP17s or Patient Questionnaire responses are less than 100. N/A is shown where the base number of responses is less than 10 during the period. % is calculated as Quantity/Base number*100

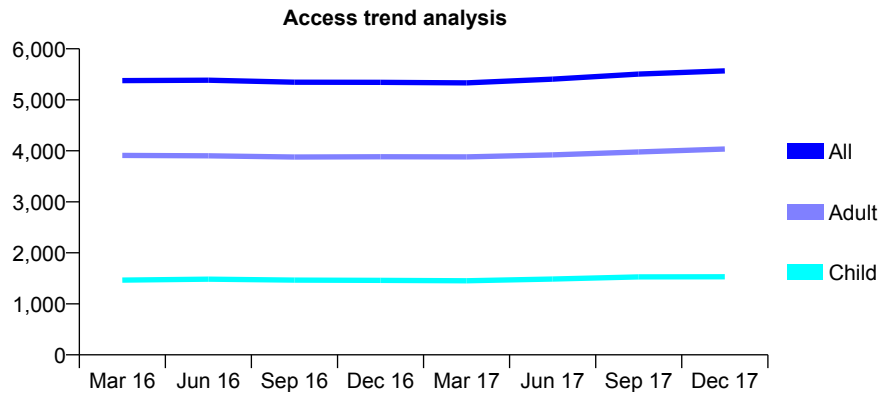
Q59 - Vital Signs At a Glance Contract Report for 191779/0001 - December 2017

Name or company name	Dr H Moti & Dr J Shah
Contract type name	GDS Contract
Purpose of contract	General
Contract start date	01/05/2008
Contract end date	

17/18 Contracted general activity (UDA)	11,711
Carry forward general activity (UDA)	254
17/18 Contracted orthodontic activity (UOA)	0
Carry forward orthodontic activity (UOA)	0
Baseline contract value	£322,576.51

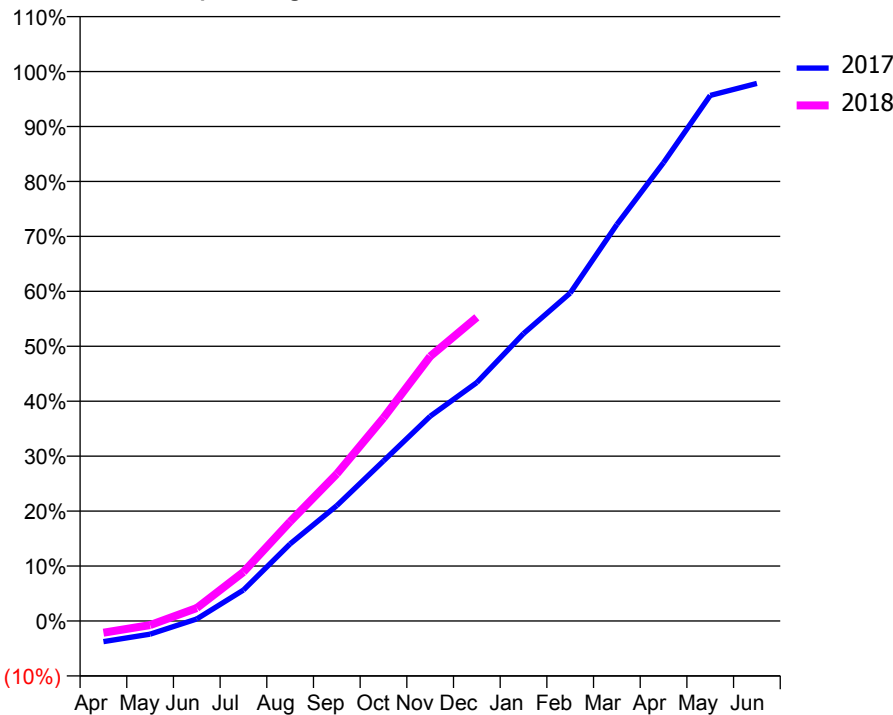
ACCESS*

Patients seen in 24 months	Total	Change since previous quarter
Quarter ending December 2016	5,343	
Quarter ending March 2017	5,332	→
Quarter ending June 2017	5,404	→
Quarter ending September 2017	5,504	→
Quarter ending December 2017	5,567	→
Variance since December 2016	4.2%	↑



ACTIVITY

Cumulative percentage of contracted UDA delivered 2017 & 2018



Month	Adjusted Scheduled Activity (UDA)	
	2017	2018
April	-443	-251
May	-283	-91
June	43	276
July	660	1,045
August	1,645	2,118
September	2,460	3,136
October	3,412	4,331
November	4,363	5,641
December	5,084	6,473
January	6,125	
February	6,988	
March	8,449	
April	9,770	
May	11,200	
June	11,457	

QUALITY

	Quantity	Base Number	Contract	AT	Region	England
% of FP17s for the same patient ID Re-attending within 3 months - Children	123	1,814	6.8%	9.9%	11.8%	12.0%
% of FP17s for the same patient ID Re-attending within 3 months - Adults	474	3,978	11.9%	14.1%	15.3%	15.9%
% of FP17s for the same patient ID Re-attending between 3 & 9 months - Children	1,104	1,814	60.9%	60.8%	59.1%	58.0%
% of FP17s for the same patient ID Re-attending between 3 & 9 months - Adults	2,015	3,978	50.7%	52.9%	51.5%	50.5%
% of FP17s for Band 1 Urgent Courses	312	3,533	8.8%	7.2%	8.0%	9.0%
% of FP17s Relating to Free Repair or Replacements	11	3,533	0.3%	0.8%	0.8%	0.8%
% of FP17s Relating to Continuations	24	3,533	0.7%	1.1%	1.1%	1.1%
% of Patients satisfied with the dentistry they have received	2	4	N/A	91.6%	91.6%	91.5%
% of Patients satisfied with the time they had to wait for an appointment	4	4	N/A	86.9%	88.3%	87.9%

* This is based on patients treated on this contract for their most recent course of treatment. Figures in italics indicate the base number of FP17s or Patient Questionnaire responses are less than 100. N/A is shown where the base number of responses is less than 10 during the period. % is calculated as Quantity/Base number*100

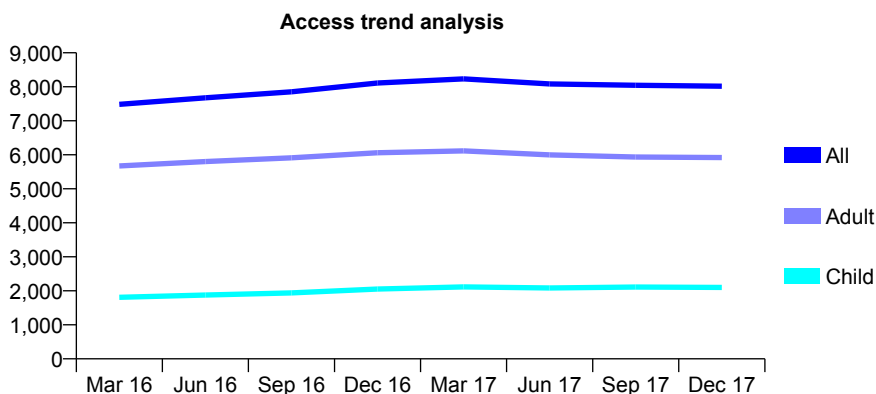
Q59 - Vital Signs At a Glance Contract Report for 193461/0001 - December 2017

Name or company name	Forest House Dental Surgery Limited
Contract type name	GDS Contract
Purpose of contract	General
Contract start date	01/10/2007
Contract end date	

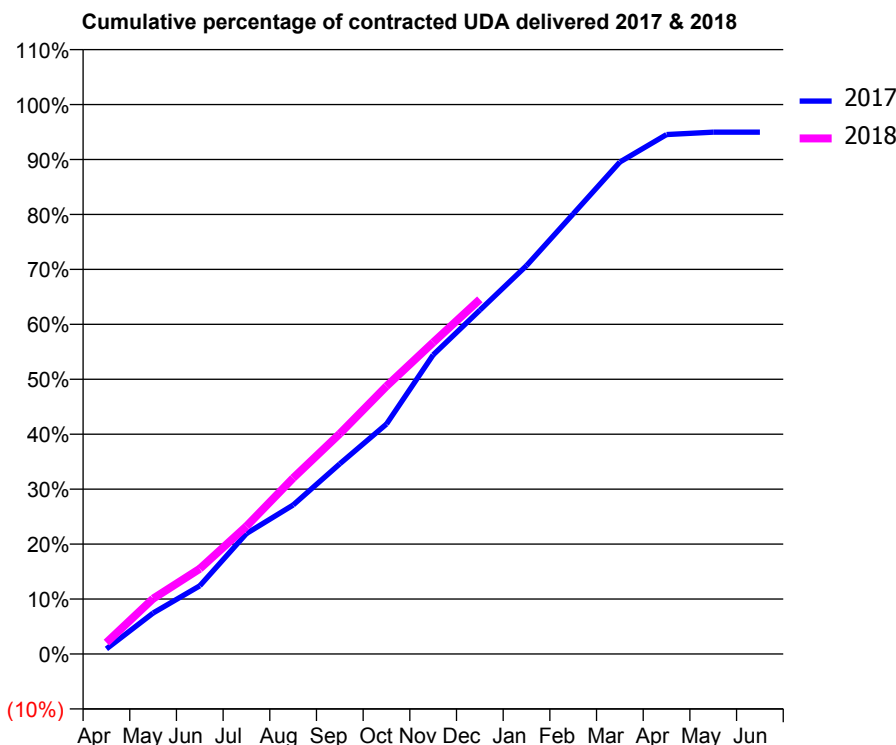
17/18 Contracted general activity (UDA)	23,341
Carry forward general activity (UDA)	0
17/18 Contracted orthodontic activity (UOA)	0
Carry forward orthodontic activity (UOA)	0
Baseline contract value	£541,932.80

ACCESS*

Patients seen in 24 months	Total	Change since previous quarter
Quarter ending December 2016	8,113	
Quarter ending March 2017	8,234	→
Quarter ending June 2017	8,083	↓
Quarter ending September 2017	8,045	→
Quarter ending December 2017	8,019	→
Variance since December 2016	(1.2%)	↓



ACTIVITY



Month	Adjusted Scheduled Activity (UDA)	
	2017	2018
April	215	483
May	1,744	2,355
June	2,898	3,623
July	5,120	5,432
August	6,330	7,473
September	8,078	9,362
October	9,768	11,378
November	12,705	13,234
December	14,603	15,066
January	16,499	
February	18,692	
March	20,898	
April	22,062	
May	22,166	
June	22,168	

QUALITY

	Quantity	Base Number	Contract	AT	Region	England
% of FP17s for the same patient ID Re-attending within 3 months - Children	230	2,298	10.0%	9.9%	11.8%	12.0%
% of FP17s for the same patient ID Re-attending within 3 months - Adults	913	6,223	14.7%	14.1%	15.3%	15.9%
% of FP17s for the same patient ID Re-attending between 3 & 9 months - Children	1,392	2,298	60.6%	60.8%	59.1%	58.0%
% of FP17s for the same patient ID Re-attending between 3 & 9 months - Adults	3,563	6,223	57.3%	52.9%	51.5%	50.5%
% of FP17s for Band 1 Urgent Courses	558	7,870	7.1%	7.2%	8.0%	9.0%
% of FP17s Relating to Free Repair or Replacements	98	7,870	1.2%	0.8%	0.8%	0.8%
% of FP17s Relating to Continuations	56	7,870	0.7%	1.1%	1.1%	1.1%
% of Patients satisfied with the dentistry they have received	15	15	100.0%	91.6%	91.6%	91.5%
% of Patients satisfied with the time they had to wait for an appointment	15	15	100.0%	86.9%	88.3%	87.9%

* This is based on patients treated on this contract for their most recent course of treatment. Figures in italics indicate the base number of FP17s or Patient Questionnaire responses are less than 100. N/A is shown where the base number of responses is less than 10 during the period. % is calculated as Quantity/Base number*100

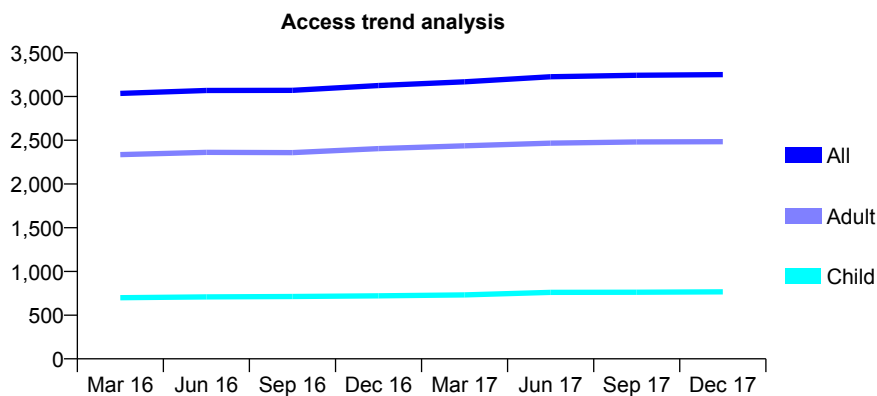
Q59 - Vital Signs At a Glance Contract Report for 193887/0001 - December 2017

Name or company name	Whetstone Dental Surgery Limited
Contract type name	GDS Contract
Purpose of contract	General
Contract start date	01/11/2007
Contract end date	

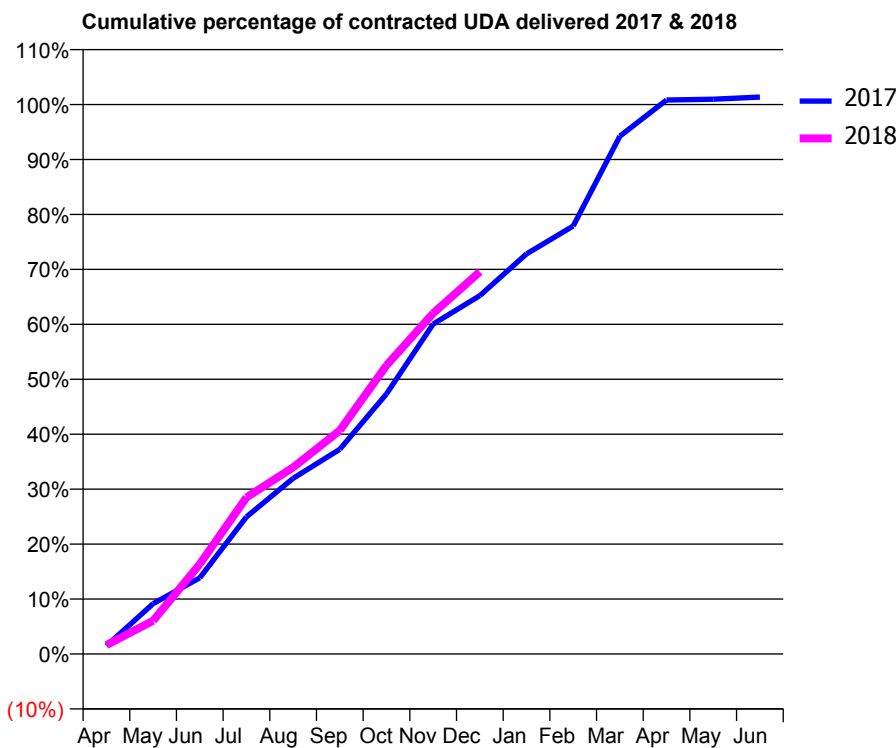
17/18 Contracted general activity (UDA)	11,270
Carry forward general activity (UDA)	-153
17/18 Contracted orthodontic activity (UOA)	0
Carry forward orthodontic activity (UOA)	0
Baseline contract value	£321,749.51

ACCESS*

Patients seen in 24 months	Total	Change since previous quarter
Quarter ending December 2016	3,125	
Quarter ending March 2017	3,168	→
Quarter ending June 2017	3,227	→
Quarter ending September 2017	3,243	→
Quarter ending December 2017	3,250	→
Variance since December 2016	4.0%	↑



ACTIVITY



Month	Adjusted Scheduled Activity (UDA)	
	2017	2018
April	168	185
May	1,032	681
June	1,562	1,845
July	2,813	3,212
August	3,603	3,827
September	4,200	4,586
October	5,333	5,921
November	6,768	6,990
December	7,351	7,839
January	8,206	
February	8,777	
March	10,622	
April	11,363	
May	11,379	
June	11,423	

QUALITY

	Quantity	Base Number	Contract	AT	Region	England
% of FP17s for the same patient ID Re-attending within 3 months - Children	37	1,000	3.7%	9.9%	11.8%	12.0%
% of FP17s for the same patient ID Re-attending within 3 months - Adults	135	2,634	5.1%	14.1%	15.3%	15.9%
% of FP17s for the same patient ID Re-attending between 3 & 9 months - Children	685	1,000	68.5%	60.8%	59.1%	58.0%
% of FP17s for the same patient ID Re-attending between 3 & 9 months - Adults	1,756	2,634	66.7%	52.9%	51.5%	50.5%
% of FP17s for Band 1 Urgent Courses	76	3,332	2.3%	7.2%	8.0%	9.0%
% of FP17s Relating to Free Repair or Replacements	1	3,332	0.0%	0.8%	0.8%	0.8%
% of FP17s Relating to Continuations	2	3,332	0.1%	1.1%	1.1%	1.1%
% of Patients satisfied with the dentistry they have received	2	2	N/A	91.6%	91.6%	91.5%
% of Patients satisfied with the time they had to wait for an appointment	2	2	N/A	86.9%	88.3%	87.9%

* This is based on patients treated on this contract for their most recent course of treatment. Figures in italics indicate the base number of FP17s or Patient Questionnaire responses are less than 100. N/A is shown where the base number of responses is less than 10 during the period. % is calculated as Quantity/Base number*100

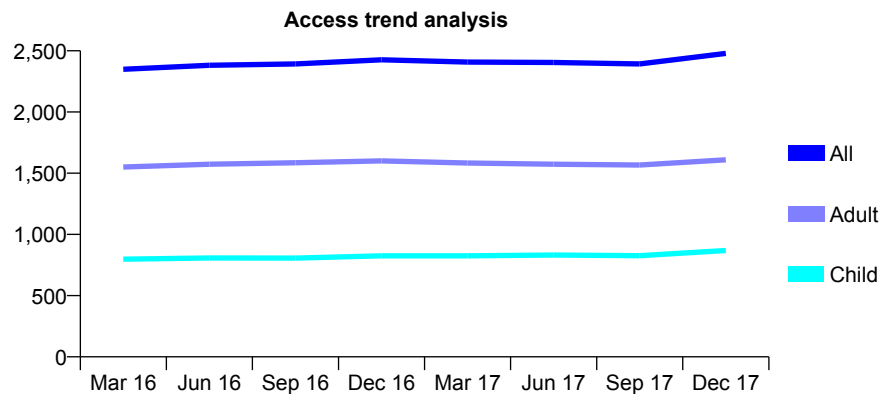
Q59 - Vital Signs At a Glance Contract Report for 194247/0001 - December 2017

Name or company name	V & Y (UK) Limited
Contract type name	GDS Contract
Purpose of contract	General
Contract start date	01/02/2012
Contract end date	

17/18 Contracted general activity (UDA)	7,355
Carry forward general activity (UDA)	274
17/18 Contracted orthodontic activity (UOA)	0
Carry forward orthodontic activity (UOA)	0
Baseline contract value	£165,527.98

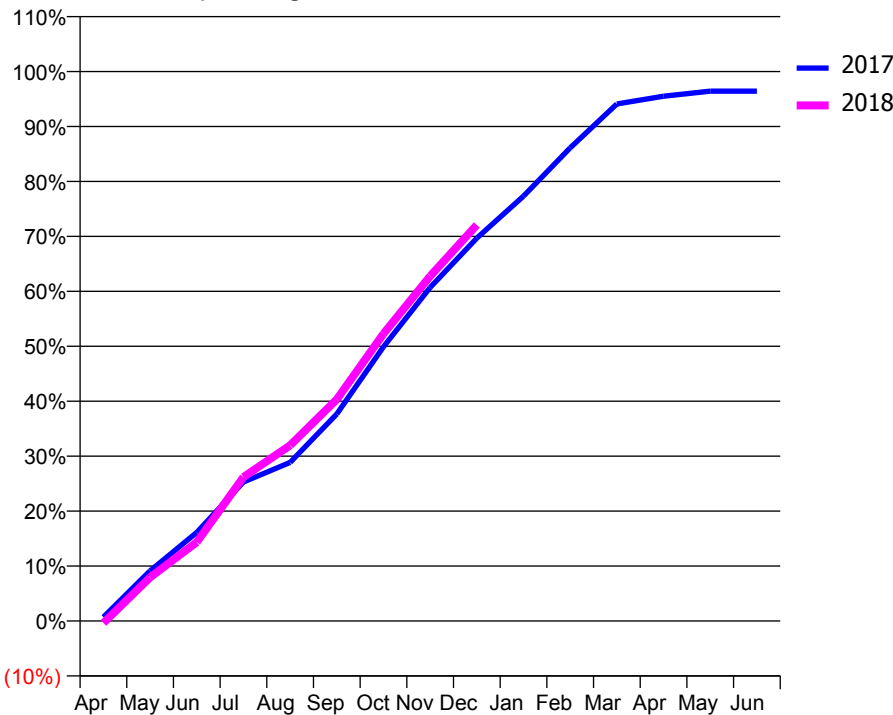
ACCESS*

Patients seen in 24 months	Total	Change since previous quarter
Quarter ending December 2016	2,426	
Quarter ending March 2017	2,408	→
Quarter ending June 2017	2,405	→
Quarter ending September 2017	2,393	→
Quarter ending December 2017	2,479	↑
Variance since December 2016	2.2%	↑



ACTIVITY

Cumulative percentage of contracted UDA delivered 2017 & 2018



Month	Adjusted Scheduled Activity (UDA)	
	2017	2018
April	54	-27
May	699	585
June	1,235	1,055
July	1,936	1,927
August	2,210	2,352
September	2,884	2,967
October	3,820	3,846
November	4,647	4,616
December	5,335	5,303
January	5,920	
February	6,591	
March	7,203	
April	7,310	
May	7,381	
June	7,381	

QUALITY

	Quantity	Base Number	Contract	AT	Region	England
% of FP17s for the same patient ID Re-attending within 3 months - Children	28	774	3.6%	9.9%	11.8%	12.0%
% of FP17s for the same patient ID Re-attending within 3 months - Adults	78	1,239	6.3%	14.1%	15.3%	15.9%
% of FP17s for the same patient ID Re-attending between 3 & 9 months - Children	418	774	54.0%	60.8%	59.1%	58.0%
% of FP17s for the same patient ID Re-attending between 3 & 9 months - Adults	586	1,239	47.3%	52.9%	51.5%	50.5%
% of FP17s for Band 1 Urgent Courses	25	1,934	1.3%	7.2%	8.0%	9.0%
% of FP17s Relating to Free Repair or Replacements	11	1,934	0.6%	0.8%	0.8%	0.8%
% of FP17s Relating to Continuations	5	1,934	0.3%	1.1%	1.1%	1.1%
% of Patients satisfied with the dentistry they have received	2	2	N/A	91.6%	91.6%	91.5%
% of Patients satisfied with the time they had to wait for an appointment	2	2	N/A	86.9%	88.3%	87.9%

* This is based on patients treated on this contract for their most recent course of treatment. Figures in italics indicate the base number of FP17s or Patient Questionnaire responses are less than 100. N/A is shown where the base number of responses is less than 10 during the period. % is calculated as Quantity/Base number*100

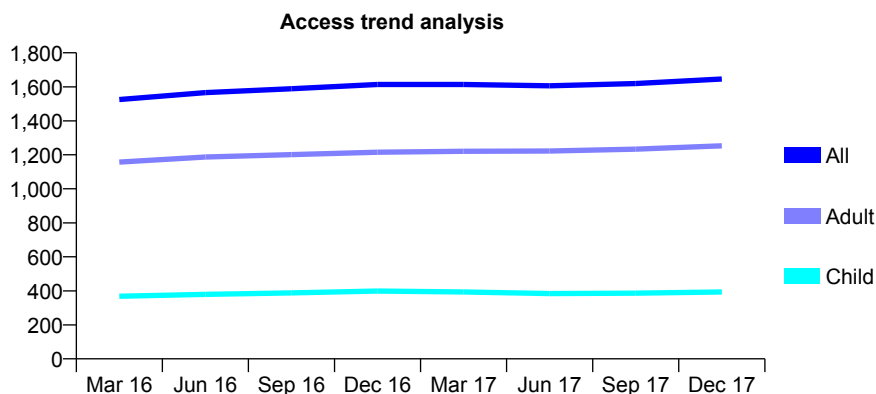
Q59 - Vital Signs At a Glance Contract Report for 194247/0002 - December 2017

Name or company name	V & Y (UK) Limited
Contract type name	GDS Contract
Purpose of contract	General
Contract start date	01/02/2012
Contract end date	

17/18 Contracted general activity (UDA)	5,543
Carry forward general activity (UDA)	200
17/18 Contracted orthodontic activity (UOA)	0
Carry forward orthodontic activity (UOA)	0
Baseline contract value	£197,300.99

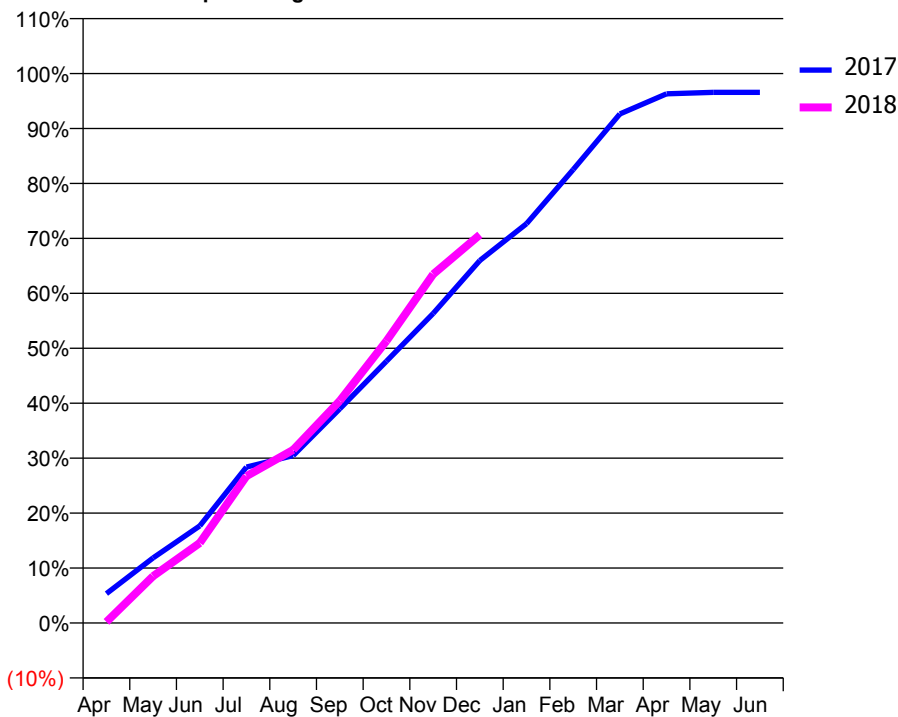
ACCESS*

Patients seen in 24 months	Total	Change since previous quarter
Quarter ending December 2016	1,614	
Quarter ending March 2017	1,614	→
Quarter ending June 2017	1,606	→
Quarter ending September 2017	1,619	→
Quarter ending December 2017	1,646	→
Variance since December 2016	2.0%	→



ACTIVITY

Cumulative percentage of contracted UDA delivered 2017 & 2018



Month	Adjusted Scheduled Activity (UDA)	
	2017	2018
April	313	12
May	693	473
June	1,033	808
July	1,658	1,481
August	1,780	1,747
September	2,277	2,241
October	2,784	2,845
November	3,292	3,518
December	3,854	3,917
January	4,245	
February	4,821	
March	5,412	
April	5,628	
May	5,643	
June	5,643	

QUALITY

	Quantity	Base Number	Contract	AT	Region	England
% of FP17s for the same patient ID Re-attending within 3 months - Children	8	367	2.2%	9.9%	11.8%	12.0%
% of FP17s for the same patient ID Re-attending within 3 months - Adults	81	1,156	7.0%	14.1%	15.3%	15.9%
% of FP17s for the same patient ID Re-attending between 3 & 9 months - Children	179	367	48.8%	60.8%	59.1%	58.0%
% of FP17s for the same patient ID Re-attending between 3 & 9 months - Adults	631	1,156	54.6%	52.9%	51.5%	50.5%
% of FP17s for Band 1 Urgent Courses	9	1,448	0.6%	7.2%	8.0%	9.0%
% of FP17s Relating to Free Repair or Replacements	15	1,448	1.0%	0.8%	0.8%	0.8%
% of FP17s Relating to Continuations	10	1,448	0.7%	1.1%	1.1%	1.1%
% of Patients satisfied with the dentistry they have received	2	2	N/A	91.6%	91.6%	91.5%
% of Patients satisfied with the time they had to wait for an appointment	2	2	N/A	86.9%	88.3%	87.9%

* This is based on patients treated on this contract for their most recent course of treatment. Figures in italics indicate the base number of FP17s or Patient Questionnaire responses are less than 100. N/A is shown where the base number of responses is less than 10 during the period. % is calculated as Quantity/Base number*100

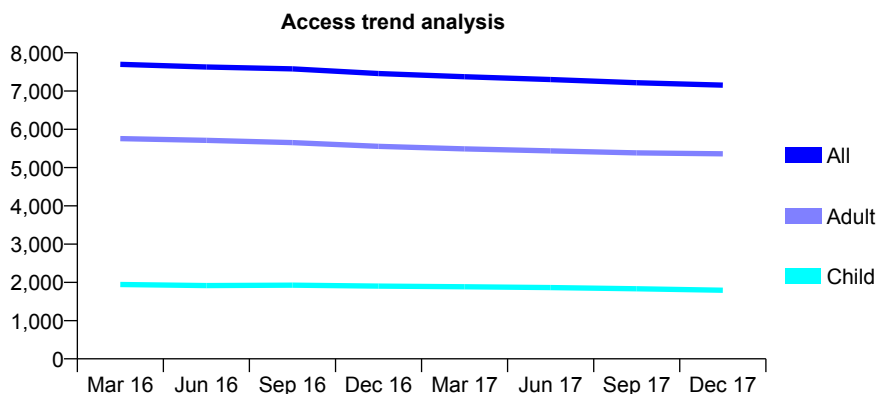
Q59 - Vital Signs At a Glance Contract Report for 194646/0001 - December 2017

Name or company name	Thurmaston Dental Practice Ltd
Contract type name	GDS Contract
Purpose of contract	General
Contract start date	01/11/2013
Contract end date	

17/18 Contracted general activity (UDA)	21,203
Carry forward general activity (UDA)	-267
17/18 Contracted orthodontic activity (UOA)	0
Carry forward orthodontic activity (UOA)	0
Baseline contract value	£519,197.00

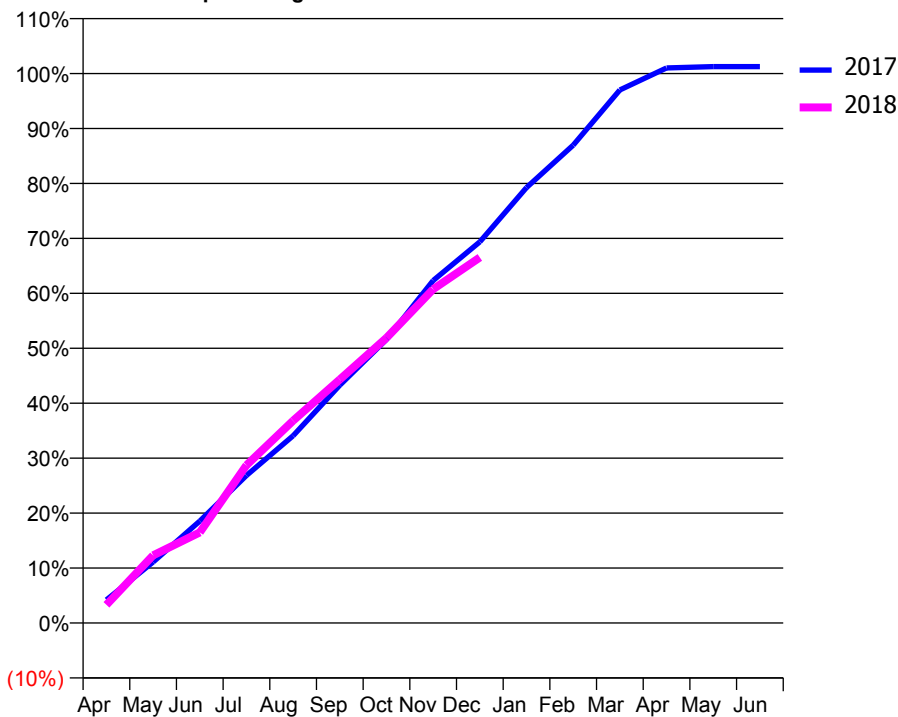
ACCESS*

Patients seen in 24 months	Total	Change since previous quarter
Quarter ending December 2016	7,457	
Quarter ending March 2017	7,375	↓
Quarter ending June 2017	7,301	↓
Quarter ending September 2017	7,216	↓
Quarter ending December 2017	7,156	→
Variance since December 2016	(4.0%)	↓



ACTIVITY

Cumulative percentage of contracted UDA delivered 2017 & 2018



Month	Adjusted Scheduled Activity (UDA)	
	2017	2018
April	892	702
May	2,356	2,609
June	3,933	3,494
July	5,693	6,088
August	7,225	7,807
September	9,176	9,399
October	10,941	11,001
November	13,216	12,881
December	14,707	14,107
January	16,803	
February	18,441	
March	20,568	
April	21,418	
May	21,470	
June	21,470	

QUALITY

	Quantity	Base Number	Contract	AT	Region	England
% of FP17s for the same patient ID Re-attending within 3 months - Children	164	2,155	7.6%	9.9%	11.8%	12.0%
% of FP17s for the same patient ID Re-attending within 3 months - Adults	707	5,700	12.4%	14.1%	15.3%	15.9%
% of FP17s for the same patient ID Re-attending between 3 & 9 months - Children	1,480	2,155	68.7%	60.8%	59.1%	58.0%
% of FP17s for the same patient ID Re-attending between 3 & 9 months - Adults	3,466	5,700	60.8%	52.9%	51.5%	50.5%
% of FP17s for Band 1 Urgent Courses	333	7,436	4.5%	7.2%	8.0%	9.0%
% of FP17s Relating to Free Repair or Replacements	25	7,436	0.3%	0.8%	0.8%	0.8%
% of FP17s Relating to Continuations	67	7,436	0.9%	1.1%	1.1%	1.1%
% of Patients satisfied with the dentistry they have received	8	10	80.0%	91.6%	91.6%	91.5%
% of Patients satisfied with the time they had to wait for an appointment	9	10	90.0%	86.9%	88.3%	87.9%

* This is based on patients treated on this contract for their most recent course of treatment. Figures in italics indicate the base number of FP17s or Patient Questionnaire responses are less than 100. N/A is shown where the base number of responses is less than 10 during the period. % is calculated as Quantity/Base number*100

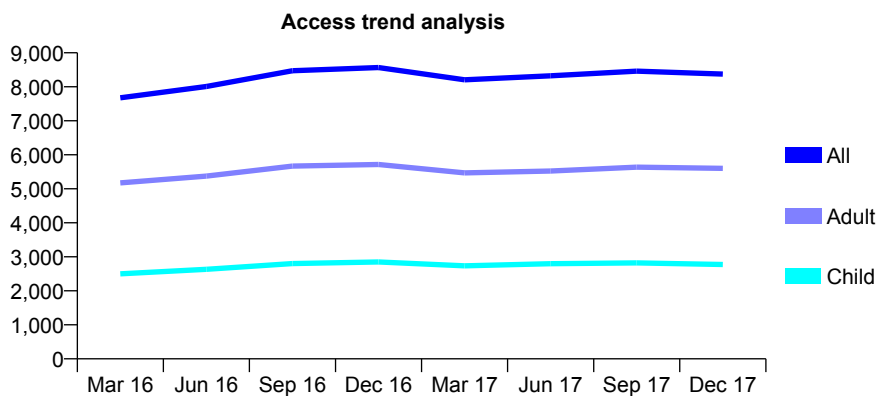
Q59 - Vital Signs At a Glance Contract Report for 195405/0001 - December 2017

Name or company name	Sigma Dental Limited
Contract type name	GDS Contract
Purpose of contract	General
Contract start date	01/11/2006
Contract end date	

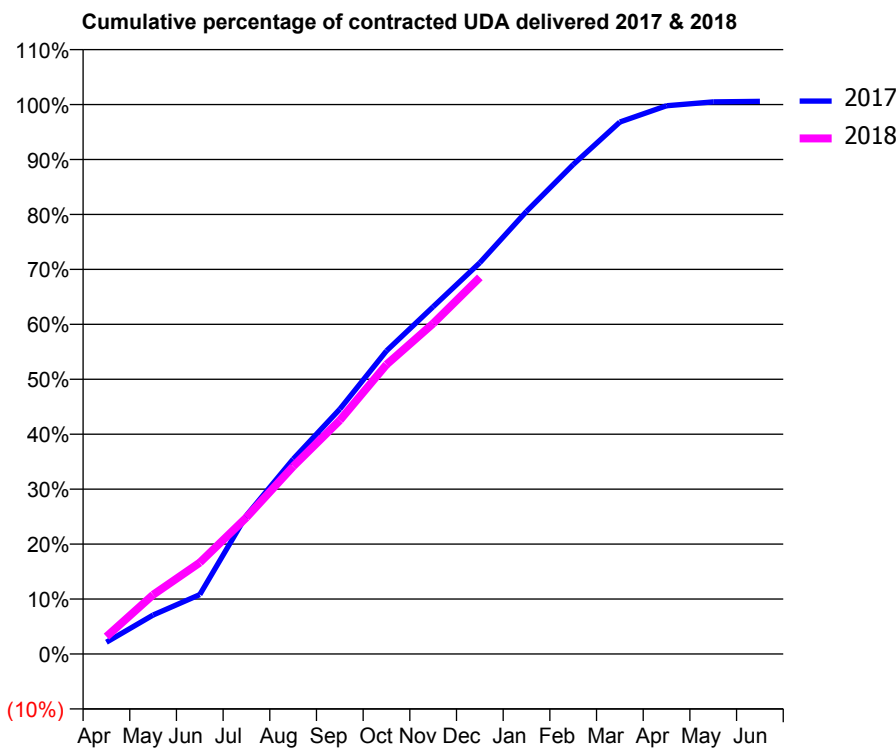
17/18 Contracted general activity (UDA)	19,345
Carry forward general activity (UDA)	-110
17/18 Contracted orthodontic activity (UOA)	0
Carry forward orthodontic activity (UOA)	0
Baseline contract value	£483,859.45

ACCESS*

Patients seen in 24 months	Total	Change since previous quarter
Quarter ending December 2016	8,566	
Quarter ending March 2017	8,205	↓
Quarter ending June 2017	8,322	→
Quarter ending September 2017	8,460	→
Quarter ending December 2017	8,375	↓
Variance since December 2016	(2.2%)	↓



ACTIVITY



Month	Adjusted Scheduled Activity (UDA)	
	2017	2018
April	417	614
May	1,371	2,087
June	2,094	3,219
July	4,881	4,811
August	6,859	6,603
September	8,623	8,229
October	10,671	10,190
November	12,226	11,634
December	13,776	13,260
January	15,584	
February	17,230	
March	18,730	
April	19,301	
May	19,437	
June	19,455	

QUALITY

	Quantity	Base Number	Contract	AT	Region	England
% of FP17s for the same patient ID Re-attending within 3 months - Children	154	2,475	6.2%	9.9%	11.8%	12.0%
% of FP17s for the same patient ID Re-attending within 3 months - Adults	484	4,584	10.6%	14.1%	15.3%	15.9%
% of FP17s for the same patient ID Re-attending between 3 & 9 months - Children	1,200	2,475	48.5%	60.8%	59.1%	58.0%
% of FP17s for the same patient ID Re-attending between 3 & 9 months - Adults	1,772	4,584	38.7%	52.9%	51.5%	50.5%
% of FP17s for Band 1 Urgent Courses	361	6,662	5.4%	7.2%	8.0%	9.0%
% of FP17s Relating to Free Repair or Replacements	8	6,662	0.1%	0.8%	0.8%	0.8%
% of FP17s Relating to Continuations	83	6,662	1.2%	1.1%	1.1%	1.1%
% of Patients satisfied with the dentistry they have received	10	13	76.9%	91.6%	91.6%	91.5%
% of Patients satisfied with the time they had to wait for an appointment	9	13	69.2%	86.9%	88.3%	87.9%

* This is based on patients treated on this contract for their most recent course of treatment. Figures in italics indicate the base number of FP17s or Patient Questionnaire responses are less than 100. N/A is shown where the base number of responses is less than 10 during the period. % is calculated as Quantity/Base number*100

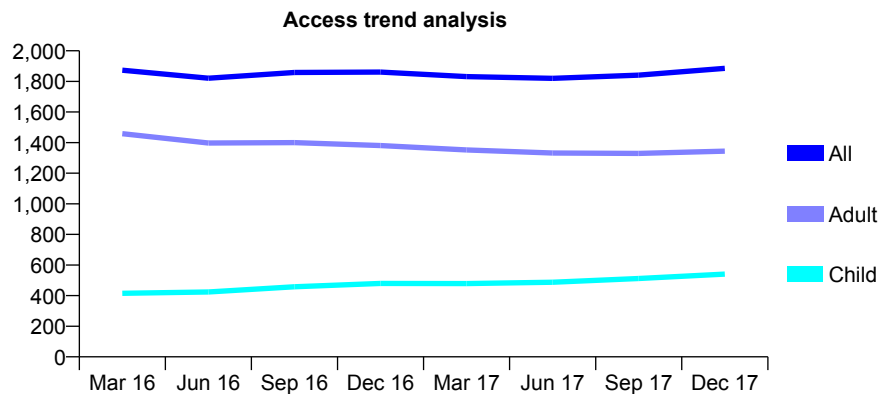
Q59 - Vital Signs At a Glance Contract Report for 198978/0001 - December 2017

Name or company name	Mr H Singh Thiara & Mrs S Kaur
Contract type name	GDS Contract
Purpose of contract	General
Contract start date	01/09/2013
Contract end date	

17/18 Contracted general activity (UDA)	7,170
Carry forward general activity (UDA)	-22
17/18 Contracted orthodontic activity (UOA)	0
Carry forward orthodontic activity (UOA)	0
Baseline contract value	£159,703.39

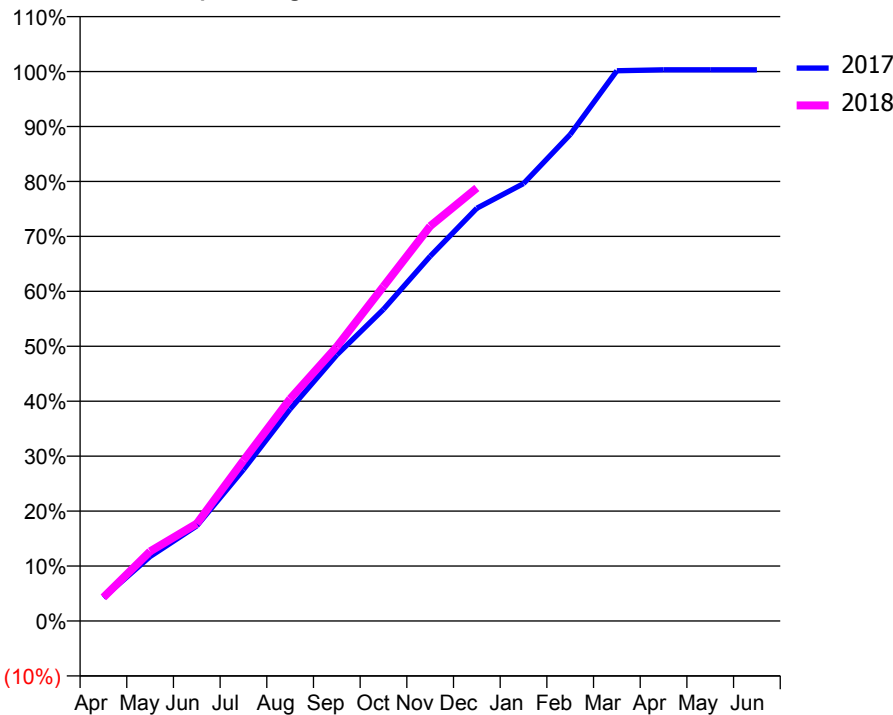
ACCESS*

Patients seen in 24 months	Total	Change since previous quarter
Quarter ending December 2016	1,861	
Quarter ending March 2017	1,831	↓
Quarter ending June 2017	1,820	→
Quarter ending September 2017	1,841	→
Quarter ending December 2017	1,885	↑
Variance since December 2016	1.3%	→



ACTIVITY

Cumulative percentage of contracted UDA delivered 2017 & 2018



Month	Adjusted Scheduled Activity (UDA)	
	2017	2018
April	306	309
May	842	910
June	1,242	1,271
July	1,976	2,094
August	2,766	2,900
September	3,472	3,580
October	4,068	4,367
November	4,759	5,152
December	5,386	5,650
January	5,707	
February	6,349	
March	7,180	
April	7,192	
May	7,192	
June	7,192	

QUALITY

	Quantity	Base Number	Contract	AT	Region	England
% of FP17s for the same patient ID Re-attending within 3 months - Children	32	525	6.1%	9.9%	11.8%	12.0%
% of FP17s for the same patient ID Re-attending within 3 months - Adults	294	1,549	19.0%	14.1%	15.3%	15.9%
% of FP17s for the same patient ID Re-attending between 3 & 9 months - Children	264	525	50.3%	60.8%	59.1%	58.0%
% of FP17s for the same patient ID Re-attending between 3 & 9 months - Adults	761	1,549	49.1%	52.9%	51.5%	50.5%
% of FP17s for Band 1 Urgent Courses	181	2,067	8.8%	7.2%	8.0%	9.0%
% of FP17s Relating to Free Repair or Replacements	17	2,067	0.8%	0.8%	0.8%	0.8%
% of FP17s Relating to Continuations	56	2,067	2.7%	1.1%	1.1%	1.1%
% of Patients satisfied with the dentistry they have received	4	4	N/A	91.6%	91.6%	91.5%
% of Patients satisfied with the time they had to wait for an appointment	4	4	N/A	86.9%	88.3%	87.9%

* This is based on patients treated on this contract for their most recent course of treatment. Figures in italics indicate the base number of FP17s or Patient Questionnaire responses are less than 100. N/A is shown where the base number of responses is less than 10 during the period. % is calculated as Quantity/Base number*100

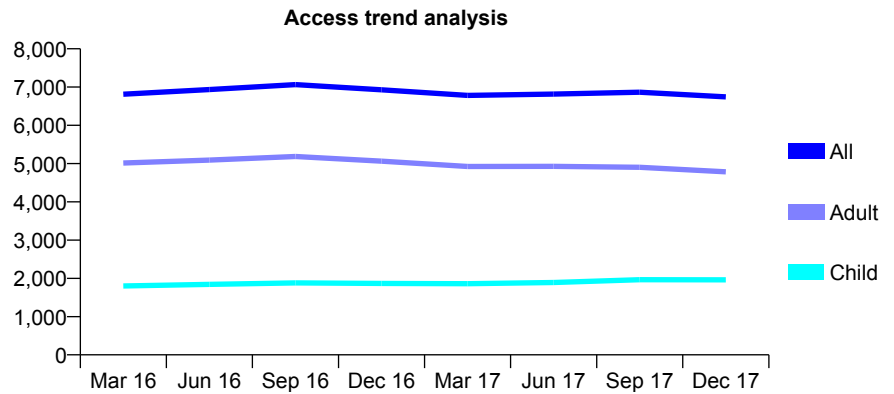
Q59 - Vital Signs At a Glance Contract Report for 199745/0001 - December 2017

Name or company name	Smile Design Centre Limited
Contract type name	GDS Contract
Purpose of contract	General
Contract start date	01/10/2009
Contract end date	

17/18 Contracted general activity (UDA)	17,092
Carry forward general activity (UDA)	421
17/18 Contracted orthodontic activity (UOA)	0
Carry forward orthodontic activity (UOA)	0
Baseline contract value	£478,686.23

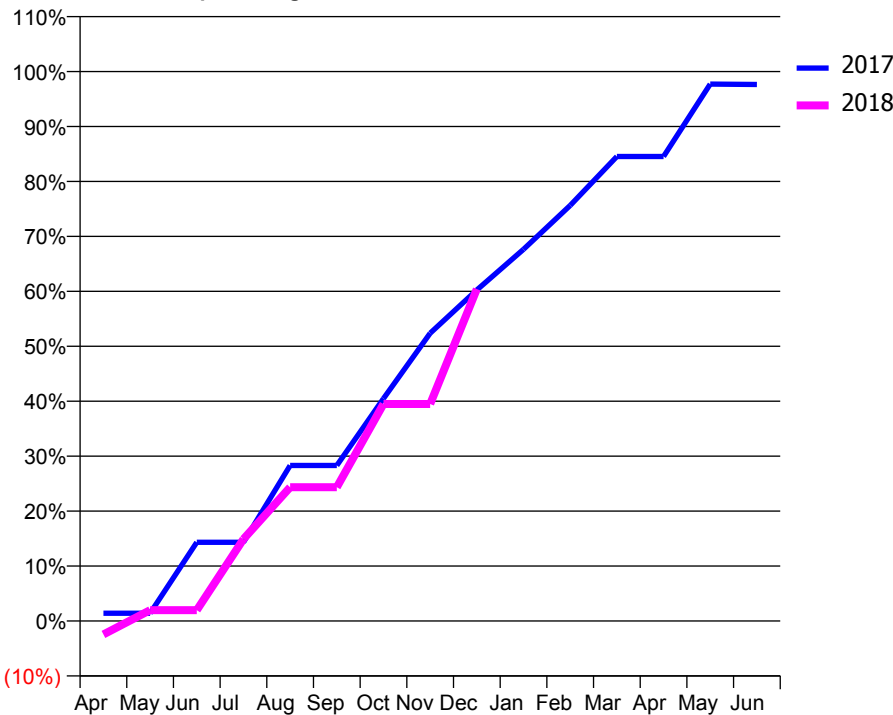
ACCESS*

Patients seen in 24 months	Total	Change since previous quarter
Quarter ending December 2016	6,927	
Quarter ending March 2017	6,782	↓
Quarter ending June 2017	6,818	→
Quarter ending September 2017	6,865	→
Quarter ending December 2017	6,743	↓
Variance since December 2016	(2.7%)	↓



ACTIVITY

Cumulative percentage of contracted UDA delivered 2017 & 2018



Month	Adjusted Scheduled Activity (UDA)	
	2017	2018
April	255	-421
May	255	339
June	2,558	339
July	2,558	2,547
August	5,053	4,162
September	5,053	4,162
October	7,224	6,749
November	9,345	6,749
December	10,748	10,328
January	12,067	
February	13,494	
March	15,081	
April	15,081	
May	17,433	
June	17,421	

QUALITY

	Quantity	Base Number	Contract	AT	Region	England
% of FP17s for the same patient ID Re-attending within 3 months - Children	161	2,061	7.8%	9.9%	11.8%	12.0%
% of FP17s for the same patient ID Re-attending within 3 months - Adults	655	3,909	16.8%	14.1%	15.3%	15.9%
% of FP17s for the same patient ID Re-attending between 3 & 9 months - Children	1,171	2,061	56.8%	60.8%	59.1%	58.0%
% of FP17s for the same patient ID Re-attending between 3 & 9 months - Adults	1,323	3,909	33.8%	52.9%	51.5%	50.5%
% of FP17s for Band 1 Urgent Courses	735	4,761	15.4%	7.2%	8.0%	9.0%
% of FP17s Relating to Free Repair or Replacements	38	4,761	0.8%	0.8%	0.8%	0.8%
% of FP17s Relating to Continuations	40	4,761	0.8%	1.1%	1.1%	1.1%
% of Patients satisfied with the dentistry they have received	0	1	N/A	91.6%	91.6%	91.5%
% of Patients satisfied with the time they had to wait for an appointment	1	1	N/A	86.9%	88.3%	87.9%

* This is based on patients treated on this contract for their most recent course of treatment. Figures in italics indicate the base number of FP17s or Patient Questionnaire responses are less than 100. N/A is shown where the base number of responses is less than 10 during the period. % is calculated as Quantity/Base number*100

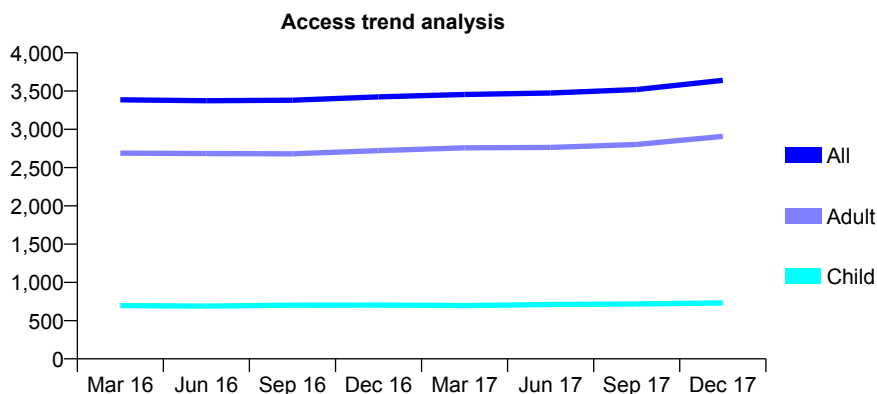
Q59 - Vital Signs At a Glance Contract Report for 199966/0001 - December 2017

Name or company name	Ditchfield Dental Ltd
Contract type name	GDS Contract
Purpose of contract	General
Contract start date	01/12/2007
Contract end date	

17/18 Contracted general activity (UDA)	11,264
Carry forward general activity (UDA)	287
17/18 Contracted orthodontic activity (UOA)	0
Carry forward orthodontic activity (UOA)	0
Baseline contract value	£386,946.62

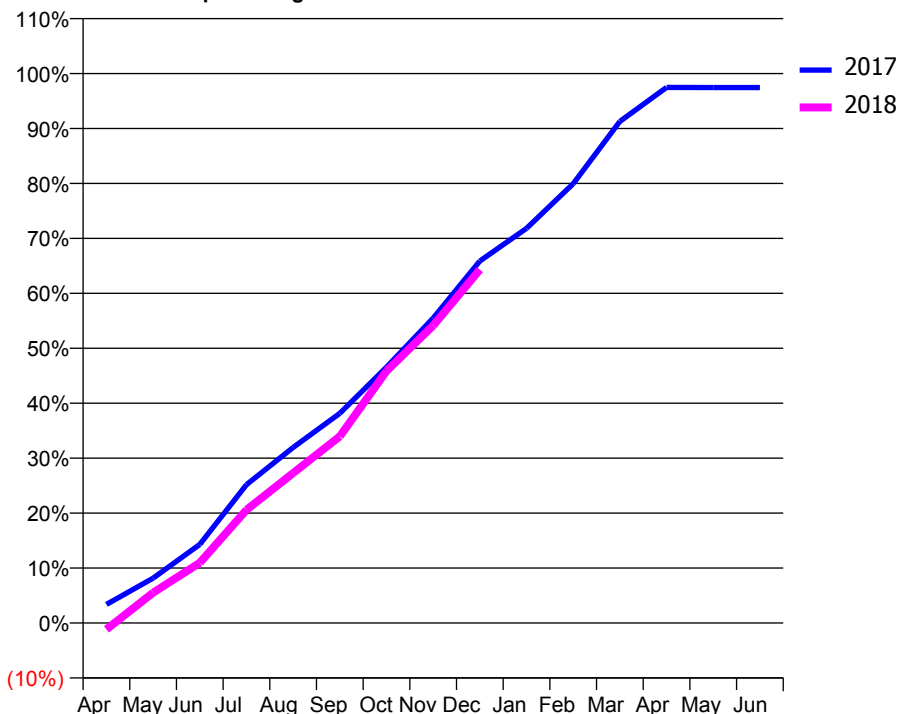
ACCESS*

Patients seen in 24 months	Total	Change since previous quarter
Quarter ending December 2016	3,424	
Quarter ending March 2017	3,455	→
Quarter ending June 2017	3,475	→
Quarter ending September 2017	3,519	→
Quarter ending December 2017	3,640	↑
Variance since December 2016	6.3%	↑



ACTIVITY

Cumulative percentage of contracted UDA delivered 2017 & 2018



Month	Adjusted Scheduled Activity (UDA)	
	2017	2018
April	380	-132
May	920	622
June	1,610	1,235
July	2,835	2,318
August	3,598	3,073
September	4,297	3,826
October	5,243	5,165
November	6,250	6,097
December	7,419	7,246
January	8,089	
February	9,005	
March	10,283	
April	10,978	
May	10,977	
June	10,977	

QUALITY

	Quantity	Base Number	Contract	AT	Region	England
% of FP17s for the same patient ID Re-attending within 3 months - Children	40	808	5.0%	9.9%	11.8%	12.0%
% of FP17s for the same patient ID Re-attending within 3 months - Adults	331	2,845	11.6%	14.1%	15.3%	15.9%
% of FP17s for the same patient ID Re-attending between 3 & 9 months - Children	517	808	64.0%	60.8%	59.1%	58.0%
% of FP17s for the same patient ID Re-attending between 3 & 9 months - Adults	1,198	2,845	42.1%	52.9%	51.5%	50.5%
% of FP17s for Band 1 Urgent Courses	445	3,441	12.9%	7.2%	8.0%	9.0%
% of FP17s Relating to Free Repair or Replacements	19	3,441	0.6%	0.8%	0.8%	0.8%
% of FP17s Relating to Continuations	16	3,441	0.5%	1.1%	1.1%	1.1%
% of Patients satisfied with the dentistry they have received	8	8	N/A	91.6%	91.6%	91.5%
% of Patients satisfied with the time they had to wait for an appointment	8	8	N/A	86.9%	88.3%	87.9%

* This is based on patients treated on this contract for their most recent course of treatment. Figures in italics indicate the base number of FP17s or Patient Questionnaire responses are less than 100. N/A is shown where the base number of responses is less than 10 during the period. % is calculated as Quantity/Base number*100

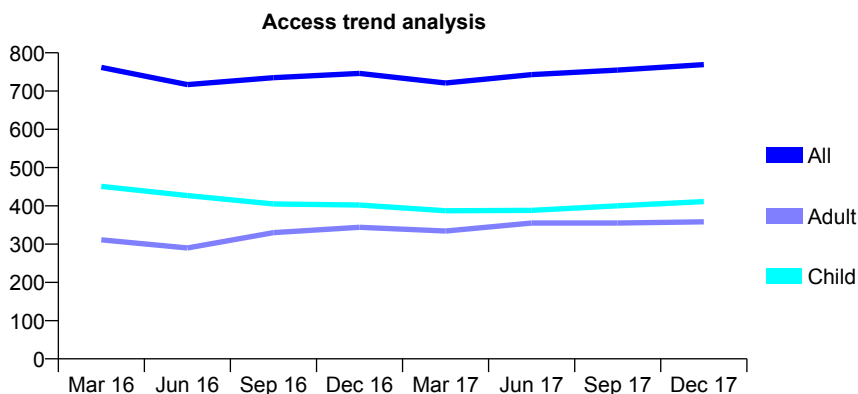
Q59 - Vital Signs At a Glance Contract Report for 208175/0002 - December 2017

Name or company name	Mr N Kilpatrick, Mr M Hamburger & R P Sa
Contract type name	GDS Contract
Purpose of contract	General
Contract start date	27/04/2011
Contract end date	

17/18 Contracted general activity (UDA)	1,325
Carry forward general activity (UDA)	-12
17/18 Contracted orthodontic activity (UOA)	0
Carry forward orthodontic activity (UOA)	0
Baseline contract value	£30,832.03

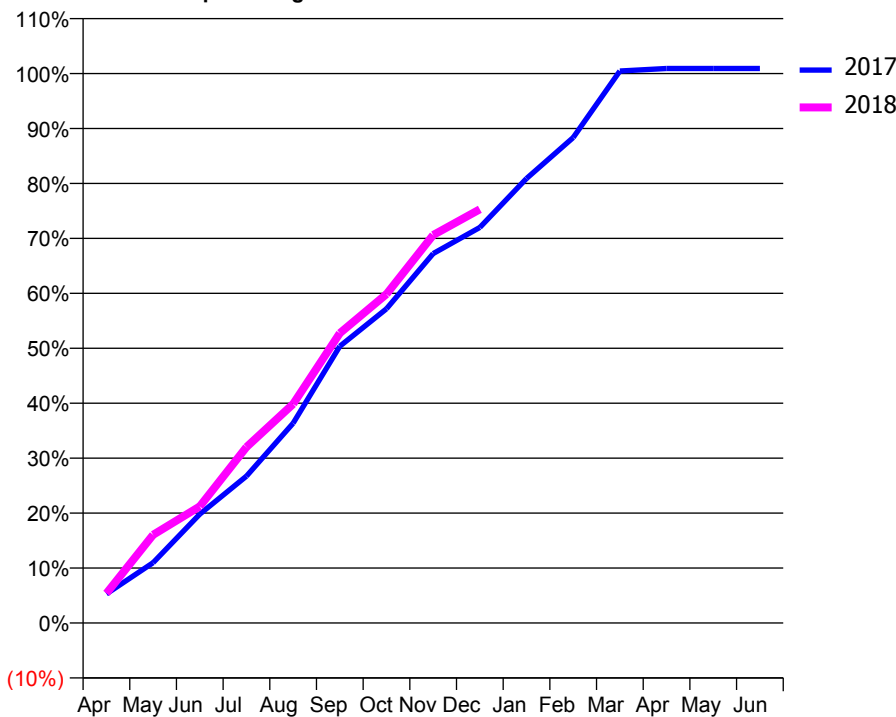
ACCESS*

Patients seen in 24 months	Total	Change since previous quarter
Quarter ending December 2016	746	
Quarter ending March 2017	721	↓
Quarter ending June 2017	743	↑
Quarter ending September 2017	755	→
Quarter ending December 2017	769	→
Variance since December 2016	3.1%	↑



ACTIVITY

Cumulative percentage of contracted UDA delivered 2017 & 2018



Month	Adjusted Scheduled Activity (UDA)	
	2017	2018
April	70	71
May	146	213
June	263	281
July	354	424
August	482	528
September	667	699
October	758	793
November	891	935
December	954	998
January	1,072	
February	1,171	
March	1,331	
April	1,337	
May	1,337	
June	1,337	

QUALITY

	Quantity	Base Number	Contract	AT	Region	England
% of FP17s for the same patient ID Re-attending within 3 months - Children	9	339	2.7%	9.9%	11.8%	12.0%
% of FP17s for the same patient ID Re-attending within 3 months - Adults	28	318	8.8%	14.1%	15.3%	15.9%
% of FP17s for the same patient ID Re-attending between 3 & 9 months - Children	82	339	24.2%	60.8%	59.1%	58.0%
% of FP17s for the same patient ID Re-attending between 3 & 9 months - Adults	90	318	28.3%	52.9%	51.5%	50.5%
% of FP17s for Band 1 Urgent Courses	58	653	8.9%	7.2%	8.0%	9.0%
% of FP17s Relating to Free Repair or Replacements	0	653	0.0%	0.8%	0.8%	0.8%
% of FP17s Relating to Continuations	6	653	0.9%	1.1%	1.1%	1.1%
% of Patients satisfied with the dentistry they have received	0	0	N/A	91.6%	91.6%	91.5%
% of Patients satisfied with the time they had to wait for an appointment	0	0	N/A	86.9%	88.3%	87.9%

* This is based on patients treated on this contract for their most recent course of treatment. Figures in italics indicate the base number of FP17s or Patient Questionnaire responses are less than 100. N/A is shown where the base number of responses is less than 10 during the period. % is calculated as Quantity/Base number*100

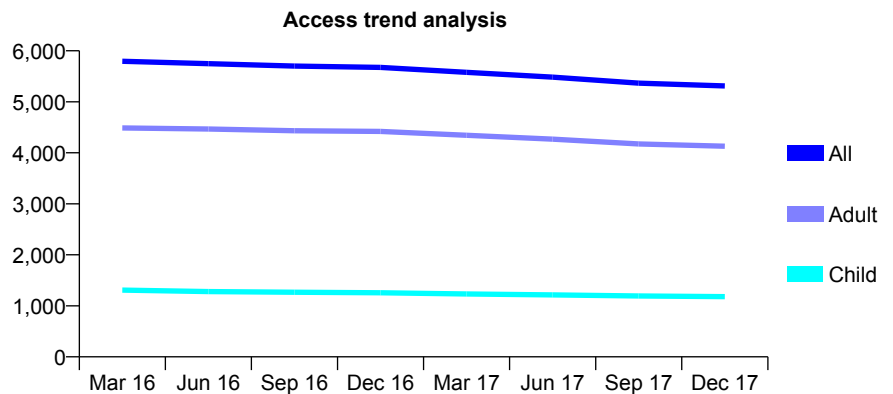
Q59 - Vital Signs At a Glance Contract Report for 220116/0001 - December 2017

Name or company name	MR GK LOO YONG KEE
Contract type name	GDS Contract
Purpose of contract	General
Contract start date	01/04/2006
Contract end date	

17/18 Contracted general activity (UDA)	16,776
Carry forward general activity (UDA)	432
17/18 Contracted orthodontic activity (UOA)	0
Carry forward orthodontic activity (UOA)	0
Baseline contract value	£463,733.02

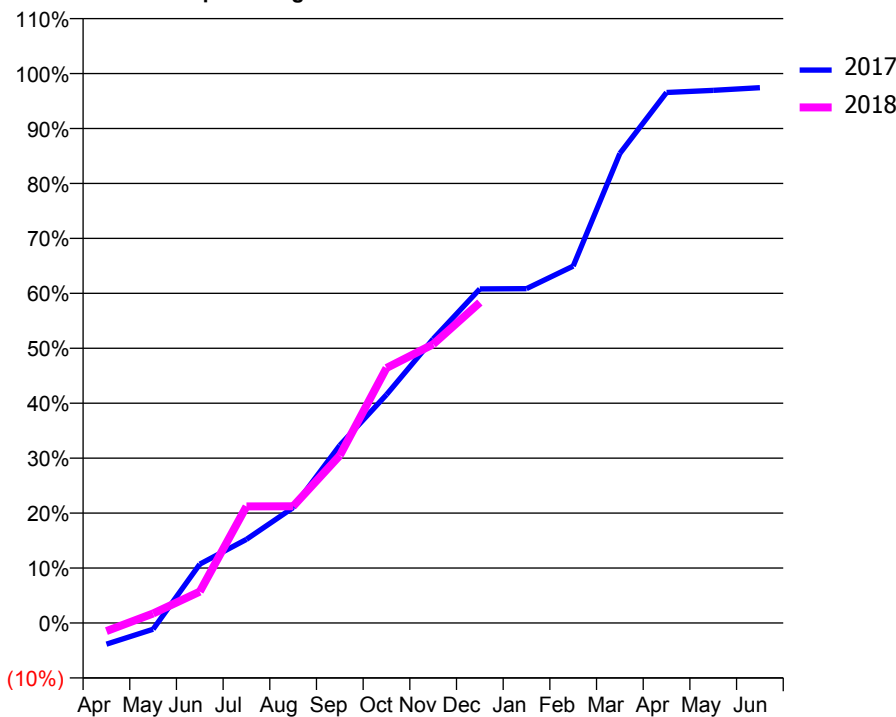
ACCESS*

Patients seen in 24 months	Total	Change since previous quarter
Quarter ending December 2016	5,675	
Quarter ending March 2017	5,578	↓
Quarter ending June 2017	5,483	↓
Quarter ending September 2017	5,367	↓
Quarter ending December 2017	5,310	↓
Variance since December 2016	(6.4%)	↓



ACTIVITY

Cumulative percentage of contracted UDA delivered 2017 & 2018



QUALITY

	Quantity	Base Number	Contract	AT	Region	England
% of FP17s for the same patient ID Re-attending within 3 months - Children	95	1,341	7.1%	9.9%	11.8%	12.0%
% of FP17s for the same patient ID Re-attending within 3 months - Adults	819	5,082	16.1%	14.1%	15.3%	15.9%
% of FP17s for the same patient ID Re-attending between 3 & 9 months - Children	913	1,341	68.1%	60.8%	59.1%	58.0%
% of FP17s for the same patient ID Re-attending between 3 & 9 months - Adults	3,413	5,082	67.2%	52.9%	51.5%	50.5%
% of FP17s for Band 1 Urgent Courses	388	5,439	7.1%	7.2%	8.0%	9.0%
% of FP17s Relating to Free Repair or Replacements	47	5,439	0.9%	0.8%	0.8%	0.8%
% of FP17s Relating to Continuations	109	5,439	2.0%	1.1%	1.1%	1.1%
% of Patients satisfied with the dentistry they have received	28	29	96.6%	91.6%	91.6%	91.5%
% of Patients satisfied with the time they had to wait for an appointment	23	29	79.3%	86.9%	88.3%	87.9%

* This is based on patients treated on this contract for their most recent course of treatment. Figures in italics indicate the base number of FP17s or Patient Questionnaire responses are less than 100. N/A is shown where the base number of responses is less than 10 during the period. % is calculated as Quantity/Base number*100

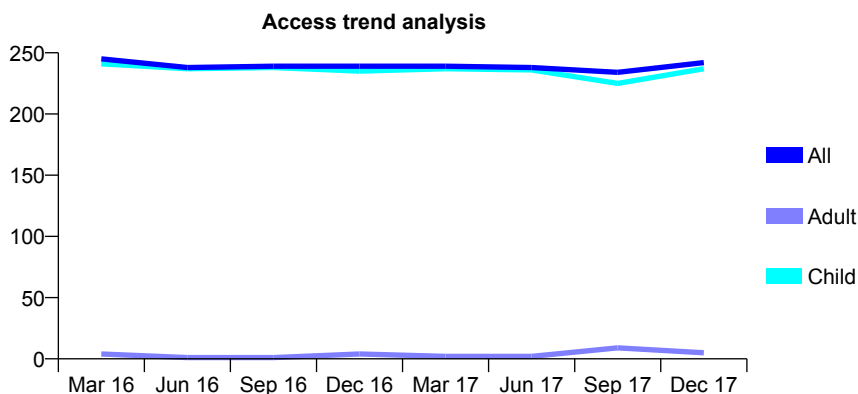
Q59 - Vital Signs At a Glance Contract Report for 220450/0001 - December 2017

Name or company name	MR JD WINSTON
Contract type name	GDS Contract
Purpose of contract	General
Contract start date	01/04/2006
Contract end date	

17/18 Contracted general activity (UDA)	508
Carry forward general activity (UDA)	0
17/18 Contracted orthodontic activity (UOA)	0
Carry forward orthodontic activity (UOA)	0
Baseline contract value	£12,316.29

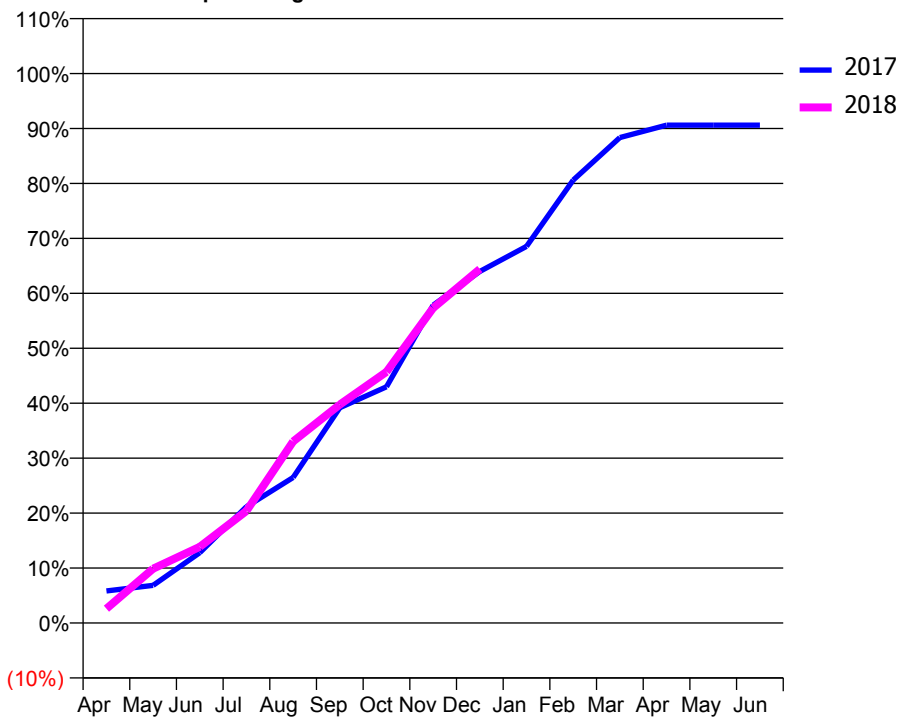
ACCESS*

Patients seen in 24 months	Total	Change since previous quarter
Quarter ending December 2016	239	
Quarter ending March 2017	239	→
Quarter ending June 2017	238	→
Quarter ending September 2017	234	↓
Quarter ending December 2017	242	↑
Variance since December 2016	1.3%	→



ACTIVITY

Cumulative percentage of contracted UDA delivered 2017 & 2018



Month	Adjusted Scheduled Activity (UDA)	
	2017	2018
April	30	13
May	35	50
June	65	70
July	108	104
August	135	168
September	199	202
October	218	232
November	294	291
December	325	327
January	348	
February	409	
March	449	
April	460	
May	460	
June	460	

QUALITY

	Quantity	Base Number	Contract	AT	Region	England
% of FP17s for the same patient ID Re-attending within 3 months - Children	9	272	3.3%	9.9%	11.8%	12.0%
% of FP17s for the same patient ID Re-attending within 3 months - Adults	0	0	N/A	14.1%	15.3%	15.9%
% of FP17s for the same patient ID Re-attending between 3 & 9 months - Children	199	272	73.2%	60.8%	59.1%	58.0%
% of FP17s for the same patient ID Re-attending between 3 & 9 months - Adults	0	0	N/A	52.9%	51.5%	50.5%
% of FP17s for Band 1 Urgent Courses	6	263	2.3%	7.2%	8.0%	9.0%
% of FP17s Relating to Free Repair or Replacements	0	263	0.0%	0.8%	0.8%	0.8%
% of FP17s Relating to Continuations	0	263	0.0%	1.1%	1.1%	1.1%
% of Patients satisfied with the dentistry they have received	0	0	N/A	91.6%	91.6%	91.5%
% of Patients satisfied with the time they had to wait for an appointment	0	0	N/A	86.9%	88.3%	87.9%

* This is based on patients treated on this contract for their most recent course of treatment. Figures in italics indicate the base number of FP17s or Patient Questionnaire responses are less than 100. N/A is shown where the base number of responses is less than 10 during the period. % is calculated as Quantity/Base number*100

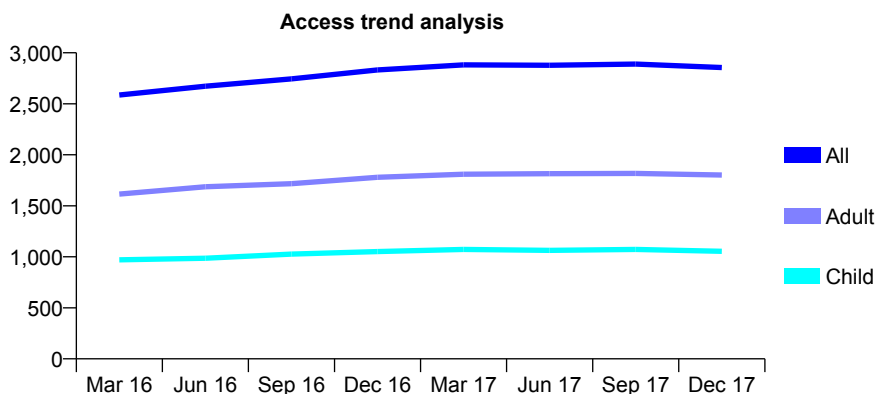
Q59 - Vital Signs At a Glance Contract Report for 229792/0001 - December 2017

Name or company name	MR JJ CLIFFE
Contract type name	GDS Contract
Purpose of contract	General and Orthodontic
Contract start date	01/04/2006
Contract end date	

17/18 Contracted general activity (UDA)	8,300
Carry forward general activity (UDA)	0
17/18 Contracted orthodontic activity (UOA)	308
Carry forward orthodontic activity (UOA)	0
Baseline contract value	£205,681.71

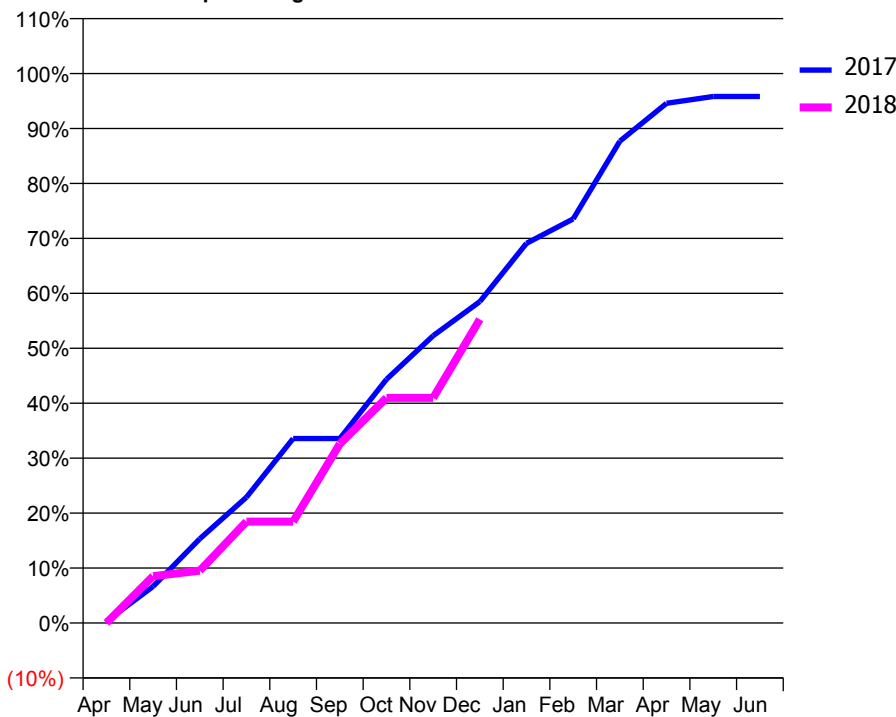
ACCESS*

Patients seen in 24 months	Total	Change since previous quarter
Quarter ending December 2016	2,832	
Quarter ending March 2017	2,882	→
Quarter ending June 2017	2,878	→
Quarter ending September 2017	2,889	→
Quarter ending December 2017	2,856	↓
Variance since December 2016	0.8%	→



ACTIVITY

Cumulative percentage of contracted UDA delivered 2017 & 2018



Month	Adjusted Scheduled Activity (UDA)	
	2017	2018
April	27	0
May	553	707
June	1,272	791
July	1,901	1,531
August	2,787	1,531
September	2,787	2,707
October	3,681	3,402
November	4,340	3,402
December	4,854	4,587
January	5,735	
February	6,103	
March	7,277	
April	7,851	
May	7,952	
June	7,952	

QUALITY

	Quantity	Base Number	Contract	AT	Region	England
% of FP17s for the same patient ID Re-attending within 3 months - Children	92	1,226	7.5%	9.9%	11.8%	12.0%
% of FP17s for the same patient ID Re-attending within 3 months - Adults	146	1,773	8.2%	14.1%	15.3%	15.9%
% of FP17s for the same patient ID Re-attending between 3 & 9 months - Children	791	1,226	64.5%	60.8%	59.1%	58.0%
% of FP17s for the same patient ID Re-attending between 3 & 9 months - Adults	1,181	1,773	66.6%	52.9%	51.5%	50.5%
% of FP17s for Band 1 Urgent Courses	147	2,643	5.6%	7.2%	8.0%	9.0%
% of FP17s Relating to Free Repair or Replacements	5	2,643	0.2%	0.8%	0.8%	0.8%
% of FP17s Relating to Continuations	11	2,643	0.4%	1.1%	1.1%	1.1%
% of Patients satisfied with the dentistry they have received	4	4	N/A	91.6%	91.6%	91.5%
% of Patients satisfied with the time they had to wait for an appointment	4	4	N/A	86.9%	88.3%	87.9%

* This is based on patients treated on this contract for their most recent course of treatment. Figures in italics indicate the base number of FP17s or Patient Questionnaire responses are less than 100. N/A is shown where the base number of responses is less than 10 during the period. % is calculated as Quantity/Base number*100

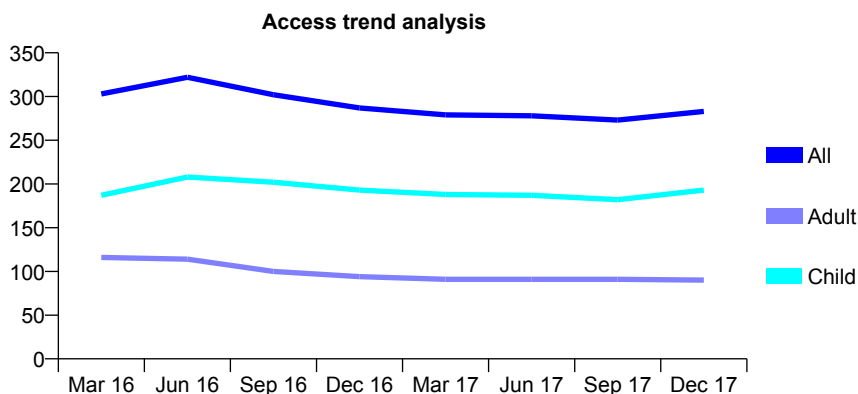
Q59 - Vital Signs At a Glance Contract Report for 232858/0001 - December 2017

Name or company name	Miss S Rennie
Contract type name	GDS Contract
Purpose of contract	General
Contract start date	01/04/2006
Contract end date	

17/18 Contracted general activity (UDA)	450
Carry forward general activity (UDA)	-9
17/18 Contracted orthodontic activity (UOA)	0
Carry forward orthodontic activity (UOA)	0
Baseline contract value	£10,413.13

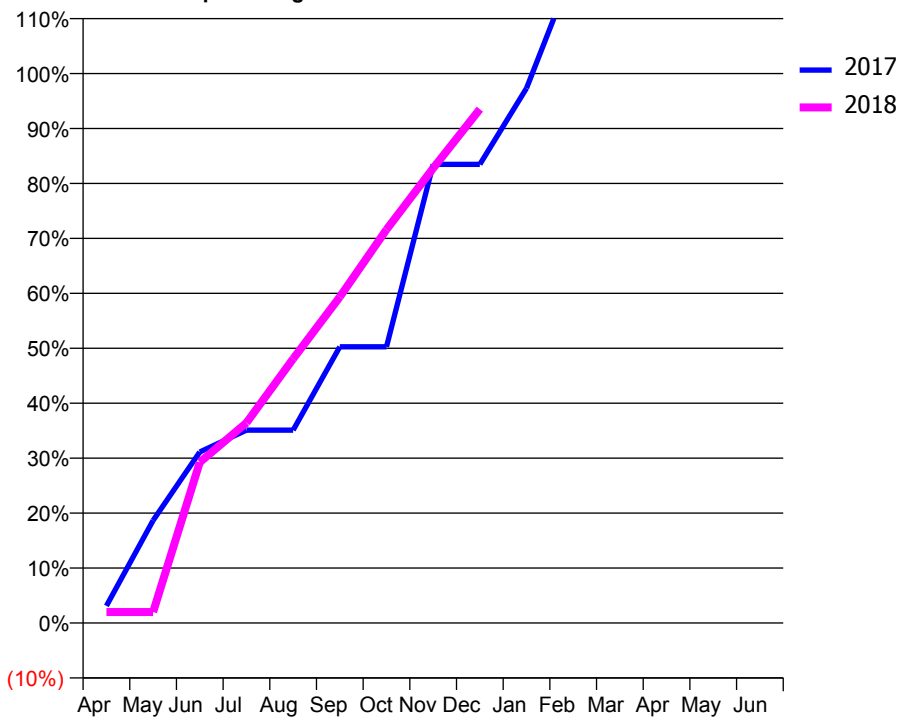
ACCESS*

Patients seen in 24 months	Total	Change since previous quarter
Quarter ending December 2016	287	
Quarter ending March 2017	279	↓
Quarter ending June 2017	278	→
Quarter ending September 2017	273	↓
Quarter ending December 2017	283	↑
Variance since December 2016	(1.4%)	↓



ACTIVITY

Cumulative percentage of contracted UDA delivered 2017 & 2018



Month	Adjusted Scheduled Activity (UDA)	
	2017	2018
April	14	9
May	84	9
June	140	132
July	158	164
August	158	216
September	226	267
October	226	322
November	376	372
December	376	421
January	438	
February	535	
March	535	
April	535	
May	535	
June	536	

QUALITY

	Quantity	Base Number	Contract	AT	Region	England
% of FP17s for the same patient ID Re-attending within 3 months - Children	6	193	3.1%	9.9%	11.8%	12.0%
% of FP17s for the same patient ID Re-attending within 3 months - Adults	4	58	6.9%	14.1%	15.3%	15.9%
% of FP17s for the same patient ID Re-attending between 3 & 9 months - Children	86	193	44.6%	60.8%	59.1%	58.0%
% of FP17s for the same patient ID Re-attending between 3 & 9 months - Adults	24	58	41.4%	52.9%	51.5%	50.5%
% of FP17s for Band 1 Urgent Courses	14	250	5.6%	7.2%	8.0%	9.0%
% of FP17s Relating to Free Repair or Replacements	0	250	0.0%	0.8%	0.8%	0.8%
% of FP17s Relating to Continuations	0	250	0.0%	1.1%	1.1%	1.1%
% of Patients satisfied with the dentistry they have received	1	1	N/A	91.6%	91.6%	91.5%
% of Patients satisfied with the time they had to wait for an appointment	1	1	N/A	86.9%	88.3%	87.9%

* This is based on patients treated on this contract for their most recent course of treatment. Figures in italics indicate the base number of FP17s or Patient Questionnaire responses are less than 100. N/A is shown where the base number of responses is less than 10 during the period. % is calculated as Quantity/Base number*100

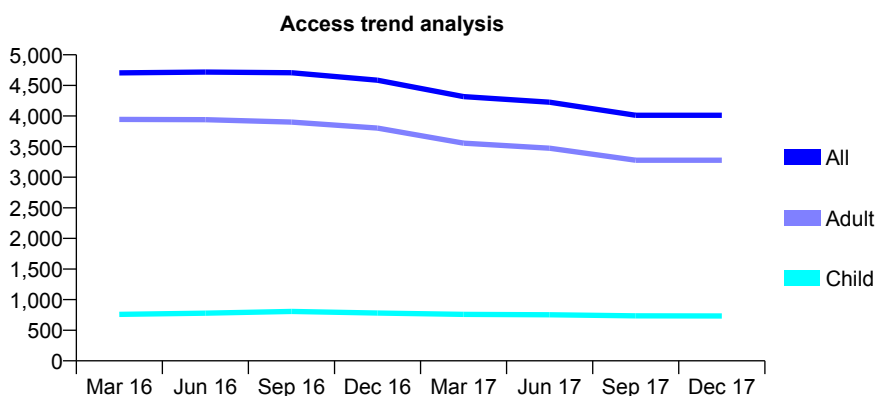
Q59 - Vital Signs At a Glance Contract Report for 237833/0004 - December 2017

Name or company name	MR MP GOKANI
Contract type name	GDS Contract
Purpose of contract	General
Contract start date	01/04/2009
Contract end date	

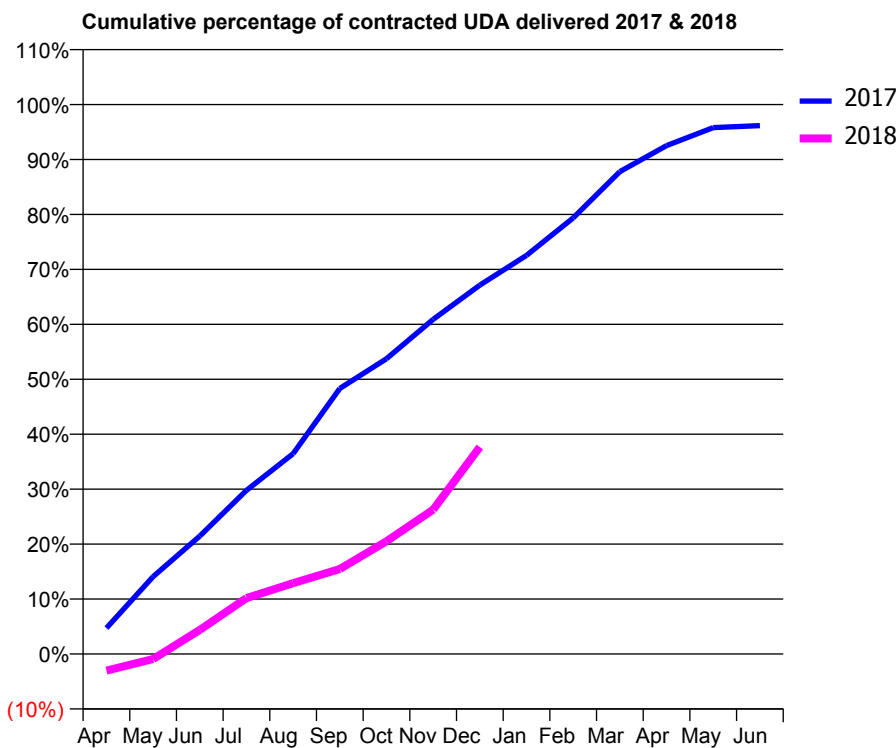
17/18 Contracted general activity (UDA)	10,479
Carry forward general activity (UDA)	402
17/18 Contracted orthodontic activity (UOA)	0
Carry forward orthodontic activity (UOA)	0
Baseline contract value	£295,016.98

ACCESS*

Patients seen in 24 months	Total	Change since previous quarter
Quarter ending December 2016	4,585	
Quarter ending March 2017	4,317	↓
Quarter ending June 2017	4,226	↓
Quarter ending September 2017	4,013	↓
Quarter ending December 2017	4,011	→
Variance since December 2016	(12.5%)	↓



ACTIVITY



Month	Adjusted Scheduled Activity (UDA)	
	2017	2018
April	494	-320
May	1,476	-99
June	2,249	459
July	3,122	1,067
August	3,820	1,353
September	5,064	1,620
October	5,631	2,149
November	6,381	2,753
December	7,035	3,948
January	7,603	
February	8,317	
March	9,198	
April	9,695	
May	10,039	
June	10,077	

QUALITY

	Quantity	Base Number	Contract	AT	Region	England
% of FP17s for the same patient ID Re-attending within 3 months - Children	36	595	6.1%	9.9%	11.8%	12.0%
% of FP17s for the same patient ID Re-attending within 3 months - Adults	285	2,233	12.8%	14.1%	15.3%	15.9%
% of FP17s for the same patient ID Re-attending between 3 & 9 months - Children	218	595	36.6%	60.8%	59.1%	58.0%
% of FP17s for the same patient ID Re-attending between 3 & 9 months - Adults	704	2,233	31.5%	52.9%	51.5%	50.5%
% of FP17s for Band 1 Urgent Courses	331	2,402	13.8%	7.2%	8.0%	9.0%
% of FP17s Relating to Free Repair or Replacements	29	2,402	1.2%	0.8%	0.8%	0.8%
% of FP17s Relating to Continuations	10	2,402	0.4%	1.1%	1.1%	1.1%
% of Patients satisfied with the dentistry they have received	11	11	100.0%	91.6%	91.6%	91.5%
% of Patients satisfied with the time they had to wait for an appointment	9	11	81.8%	86.9%	88.3%	87.9%

* This is based on patients treated on this contract for their most recent course of treatment. Figures in italics indicate the base number of FP17s or Patient Questionnaire responses are less than 100. N/A is shown where the base number of responses is less than 10 during the period. % is calculated as Quantity/Base number*100

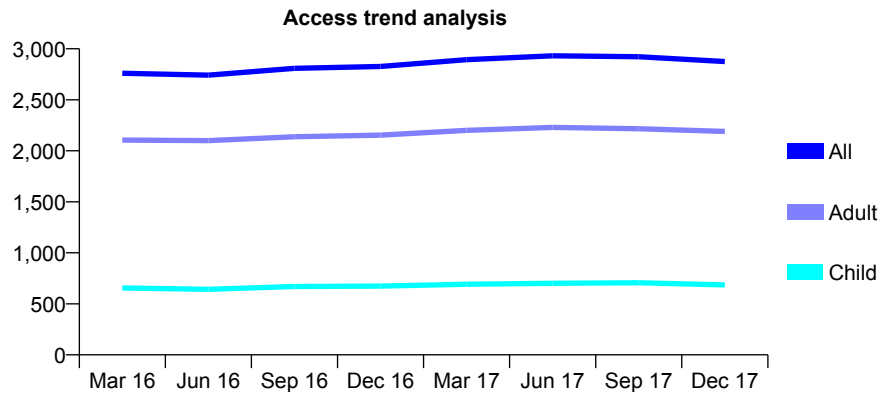
Q59 - Vital Signs At a Glance Contract Report for 244171/0005 - December 2017

Name or company name	MRS GK PALAHEY
Contract type name	GDS Contract
Purpose of contract	General
Contract start date	01/05/2014
Contract end date	

17/18 Contracted general activity (UDA)	6,887
Carry forward general activity (UDA)	-22
17/18 Contracted orthodontic activity (UOA)	0
Carry forward orthodontic activity (UOA)	0
Baseline contract value	£158,416.76

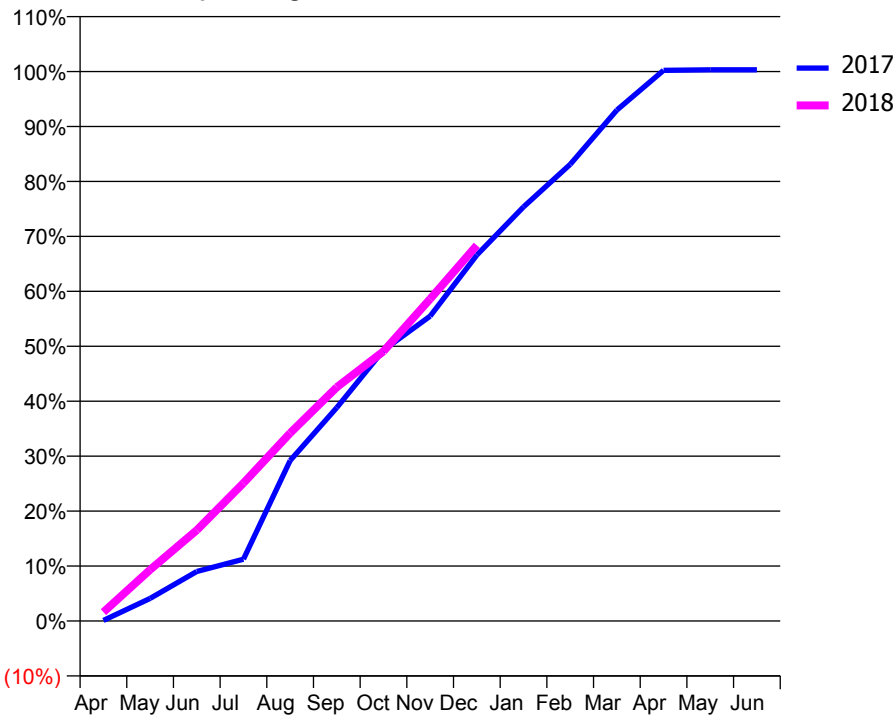
ACCESS*

Patients seen in 24 months	Total	Change since previous quarter
Quarter ending December 2016	2,827	
Quarter ending March 2017	2,893	↑
Quarter ending June 2017	2,931	→
Quarter ending September 2017	2,922	→
Quarter ending December 2017	2,875	↓
Variance since December 2016	1.7%	→



ACTIVITY

Cumulative percentage of contracted UDA delivered 2017 & 2018



Month	Adjusted Scheduled Activity (UDA)	
	2017	2018
April	8	112
May	295	643
June	648	1,138
July	808	1,729
August	2,099	2,356
September	2,792	2,930
October	3,542	3,380
November	3,988	4,037
December	4,786	4,709
January	5,417	
February	5,973	
March	6,683	
April	7,202	
May	7,209	
June	7,209	

QUALITY

	Quantity	Base Number	Contract	AT	Region	England
% of FP17s for the same patient ID Re-attending within 3 months - Children	27	761	3.5%	9.9%	11.8%	12.0%
% of FP17s for the same patient ID Re-attending within 3 months - Adults	208	2,281	9.1%	14.1%	15.3%	15.9%
% of FP17s for the same patient ID Re-attending between 3 & 9 months - Children	518	761	68.1%	60.8%	59.1%	58.0%
% of FP17s for the same patient ID Re-attending between 3 & 9 months - Adults	1,487	2,281	65.2%	52.9%	51.5%	50.5%
% of FP17s for Band 1 Urgent Courses	133	2,784	4.8%	7.2%	8.0%	9.0%
% of FP17s Relating to Free Repair or Replacements	8	2,784	0.3%	0.8%	0.8%	0.8%
% of FP17s Relating to Continuations	5	2,784	0.2%	1.1%	1.1%	1.1%
% of Patients satisfied with the dentistry they have received	12	12	100.0%	91.6%	91.6%	91.5%
% of Patients satisfied with the time they had to wait for an appointment	12	12	100.0%	86.9%	88.3%	87.9%

* This is based on patients treated on this contract for their most recent course of treatment. Figures in italics indicate the base number of FP17s or Patient Questionnaire responses are less than 100. N/A is shown where the base number of responses is less than 10 during the period. % is calculated as Quantity/Base number*100

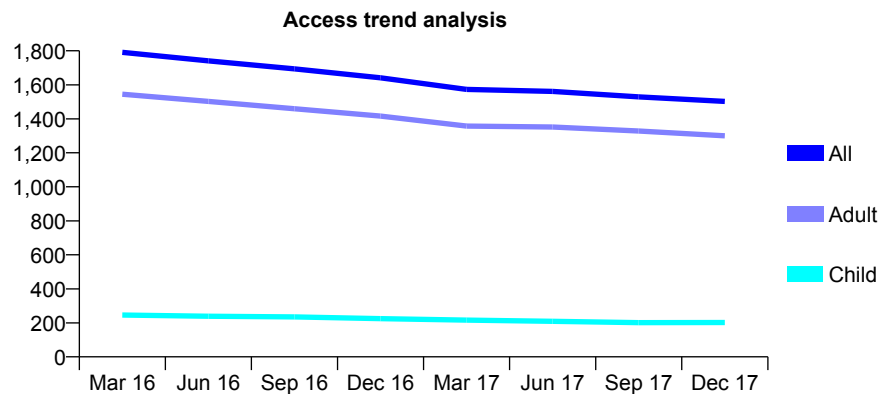
Q59 - Vital Signs At a Glance Contract Report for 245763/0001 - December 2017

Name or company name	MR JR HILL
Contract type name	GDS Contract
Purpose of contract	General
Contract start date	01/04/2006
Contract end date	

17/18 Contracted general activity (UDA)	4,417
Carry forward general activity (UDA)	0
17/18 Contracted orthodontic activity (UOA)	0
Carry forward orthodontic activity (UOA)	0
Baseline contract value	£98,473.76

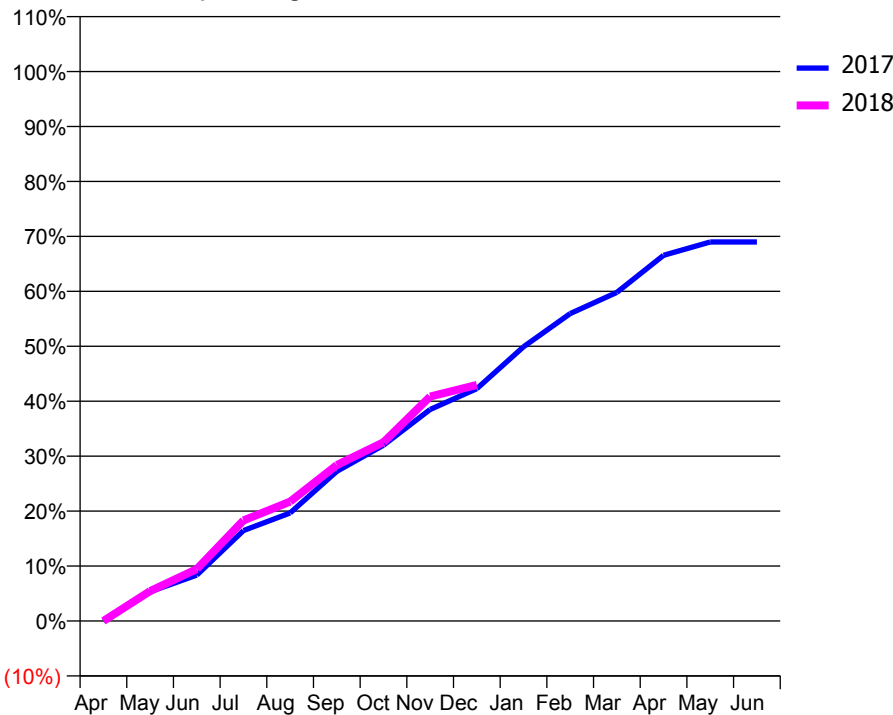
ACCESS*

Patients seen in 24 months	Total	Change since previous quarter
Quarter ending December 2016	1,641	
Quarter ending March 2017	1,573	↓
Quarter ending June 2017	1,561	→
Quarter ending September 2017	1,529	↓
Quarter ending December 2017	1,502	↓
Variance since December 2016	(8.5%)	↓



ACTIVITY

Cumulative percentage of contracted UDA delivered 2017 & 2018



Month	Adjusted Scheduled Activity (UDA)	
	2017	2018
April	0	0
May	235	240
June	369	418
July	727	809
August	868	959
September	1,203	1,253
October	1,414	1,437
November	1,701	1,805
December	1,868	1,898
January	2,204	
February	2,472	
March	2,642	
April	2,939	
May	3,047	
June	3,047	

QUALITY

	Quantity	Base Number	Contract	AT	Region	England
% of FP17s for the same patient ID Re-attending within 3 months - Children	5	164	3.0%	9.9%	11.8%	12.0%
% of FP17s for the same patient ID Re-attending within 3 months - Adults	179	1,098	16.3%	14.1%	15.3%	15.9%
% of FP17s for the same patient ID Re-attending between 3 & 9 months - Children	24	164	14.6%	60.8%	59.1%	58.0%
% of FP17s for the same patient ID Re-attending between 3 & 9 months - Adults	227	1,098	20.7%	52.9%	51.5%	50.5%
% of FP17s for Band 1 Urgent Courses	81	1,020	7.9%	7.2%	8.0%	9.0%
% of FP17s Relating to Free Repair or Replacements	57	1,020	5.6%	0.8%	0.8%	0.8%
% of FP17s Relating to Continuations	20	1,020	2.0%	1.1%	1.1%	1.1%
% of Patients satisfied with the dentistry they have received	1	1	N/A	91.6%	91.6%	91.5%
% of Patients satisfied with the time they had to wait for an appointment	1	1	N/A	86.9%	88.3%	87.9%

* This is based on patients treated on this contract for their most recent course of treatment. Figures in italics indicate the base number of FP17s or Patient Questionnaire responses are less than 100. N/A is shown where the base number of responses is less than 10 during the period. % is calculated as Quantity/Base number*100

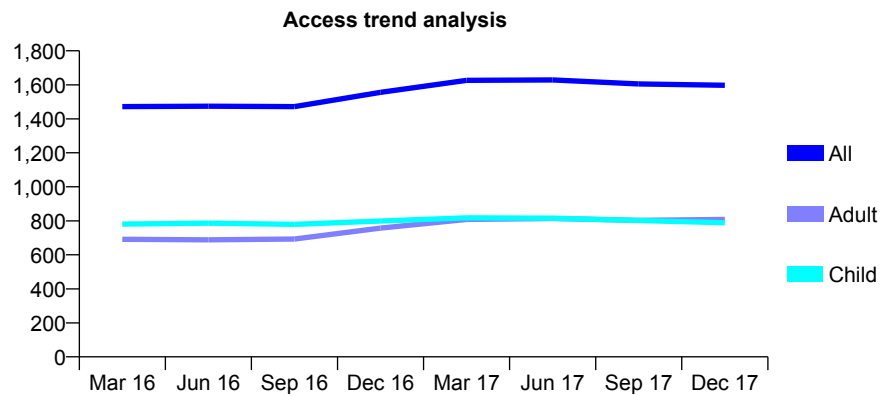
Q59 - Vital Signs At a Glance Contract Report for 257117/0001 - December 2017

Name or company name	MR NG PATEL
Contract type name	GDS Contract
Purpose of contract	General
Contract start date	01/12/2012
Contract end date	

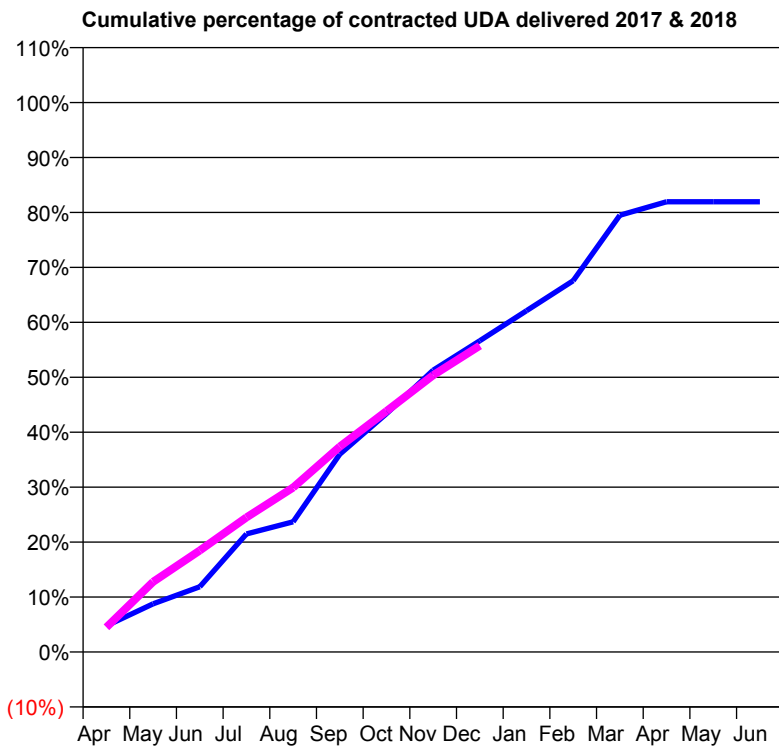
17/18 Contracted general activity (UDA)	5,256
Carry forward general activity (UDA)	0
17/18 Contracted orthodontic activity (UOA)	0
Carry forward orthodontic activity (UOA)	0
Baseline contract value	£136,167.44

ACCESS*

Patients seen in 24 months	Total	Change since previous quarter
Quarter ending December 2016	1,556	
Quarter ending March 2017	1,626	↑
Quarter ending June 2017	1,629	→
Quarter ending September 2017	1,605	↓
Quarter ending December 2017	1,597	→
Variance since December 2016	2.6%	↑



ACTIVITY



Month	Adjusted Scheduled Activity (UDA)	
	2017	2018
April	299	236
May	549	672
June	743	971
July	1,344	1,288
August	1,483	1,573
September	2,252	1,965
October	2,713	2,304
November	3,209	2,648
December	3,544	2,930
January	3,886	
February	4,227	
March	4,973	
April	5,127	
May	5,127	
June	5,127	

QUALITY

	Quantity	Base Number	Contract	AT	Region	England
% of FP17s for the same patient ID Re-attending within 3 months - Children	68	1,004	6.8%	9.9%	11.8%	12.0%
% of FP17s for the same patient ID Re-attending within 3 months - Adults	153	850	18.0%	14.1%	15.3%	15.9%
% of FP17s for the same patient ID Re-attending between 3 & 9 months - Children	740	1,004	73.7%	60.8%	59.1%	58.0%
% of FP17s for the same patient ID Re-attending between 3 & 9 months - Adults	531	850	62.5%	52.9%	51.5%	50.5%
% of FP17s for Band 1 Urgent Courses	94	1,765	5.3%	7.2%	8.0%	9.0%
% of FP17s Relating to Free Repair or Replacements	8	1,765	0.5%	0.8%	0.8%	0.8%
% of FP17s Relating to Continuations	4	1,765	0.2%	1.1%	1.1%	1.1%
% of Patients satisfied with the dentistry they have received	1	1	N/A	91.6%	91.6%	91.5%
% of Patients satisfied with the time they had to wait for an appointment	1	1	N/A	86.9%	88.3%	87.9%

* This is based on patients treated on this contract for their most recent course of treatment. Figures in italics indicate the base number of FP17s or Patient Questionnaire responses are less than 100. N/A is shown where the base number of responses is less than 10 during the period. % is calculated as Quantity/Base number*100

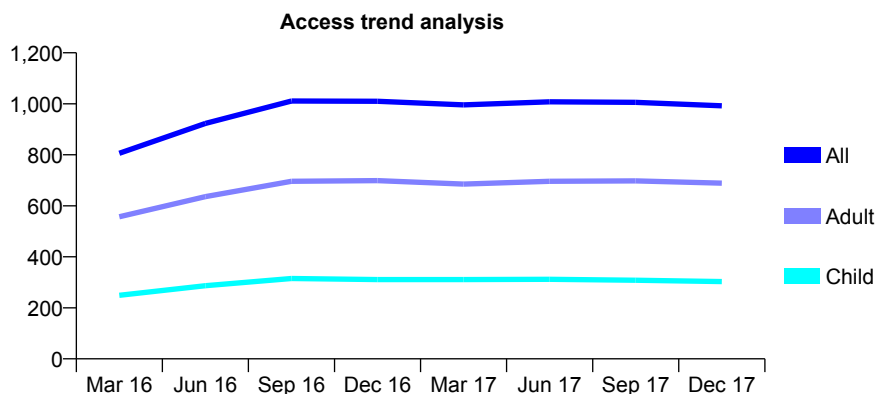
Q59 - Vital Signs At a Glance Contract Report for 264245/0003 - December 2017

Name or company name	MR P PATEL
Contract type name	GDS Contract
Purpose of contract	General
Contract start date	27/08/2014
Contract end date	

17/18 Contracted general activity (UDA)	2,480
Carry forward general activity (UDA)	-45
17/18 Contracted orthodontic activity (UOA)	0
Carry forward orthodontic activity (UOA)	0
Baseline contract value	£52,825.23

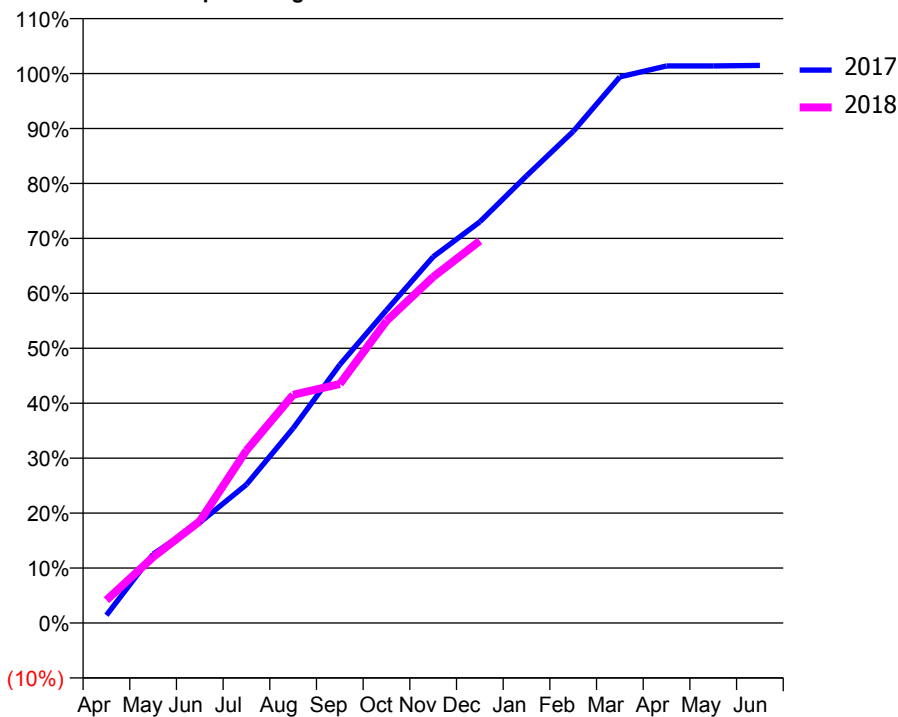
ACCESS*

Patients seen in 24 months	Total	Change since previous quarter
Quarter ending December 2016	1,010	
Quarter ending March 2017	996	↓
Quarter ending June 2017	1,008	→
Quarter ending September 2017	1,006	→
Quarter ending December 2017	992	↓
Variance since December 2016	(1.8%)	↓



ACTIVITY

Cumulative percentage of contracted UDA delivered 2017 & 2018



Month	Adjusted Scheduled Activity (UDA)	
	2017	2018
April	43	103
May	380	297
June	554	459
July	764	779
August	1,074	1,030
September	1,425	1,079
October	1,725	1,364
November	2,020	1,562
December	2,212	1,725
January	2,466	
February	2,710	
March	3,011	
April	3,072	
May	3,072	
June	3,075	

QUALITY

	Quantity	Base Number	Contract	AT	Region	England
% of FP17s for the same patient ID Re-attending within 3 months - Children	18	261	6.9%	9.9%	11.8%	12.0%
% of FP17s for the same patient ID Re-attending within 3 months - Adults	123	680	18.1%	14.1%	15.3%	15.9%
% of FP17s for the same patient ID Re-attending between 3 & 9 months - Children	160	261	61.3%	60.8%	59.1%	58.0%
% of FP17s for the same patient ID Re-attending between 3 & 9 months - Adults	345	680	50.7%	52.9%	51.5%	50.5%
% of FP17s for Band 1 Urgent Courses	53	909	5.8%	7.2%	8.0%	9.0%
% of FP17s Relating to Free Repair or Replacements	23	909	2.5%	0.8%	0.8%	0.8%
% of FP17s Relating to Continuations	24	909	2.6%	1.1%	1.1%	1.1%
% of Patients satisfied with the dentistry they have received	1	1	N/A	91.6%	91.6%	91.5%
% of Patients satisfied with the time they had to wait for an appointment	0	1	N/A	86.9%	88.3%	87.9%

* This is based on patients treated on this contract for their most recent course of treatment. Figures in italics indicate the base number of FP17s or Patient Questionnaire responses are less than 100. N/A is shown where the base number of responses is less than 10 during the period. % is calculated as Quantity/Base number*100

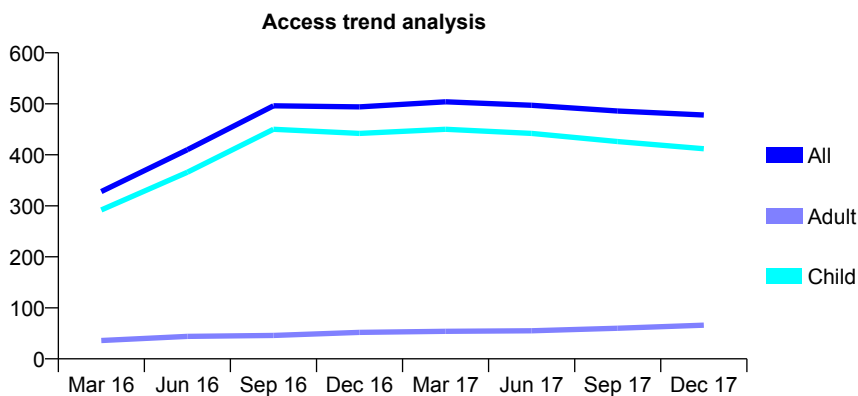
Q59 - Vital Signs At a Glance Contract Report for 299154/0001 - December 2017

Name or company name	MR C KHELA
Contract type name	GDS Contract
Purpose of contract	General
Contract start date	01/05/2011
Contract end date	

17/18 Contracted general activity (UDA)	1,430
Carry forward general activity (UDA)	0
17/18 Contracted orthodontic activity (UOA)	0
Carry forward orthodontic activity (UOA)	0
Baseline contract value	£33,803.64

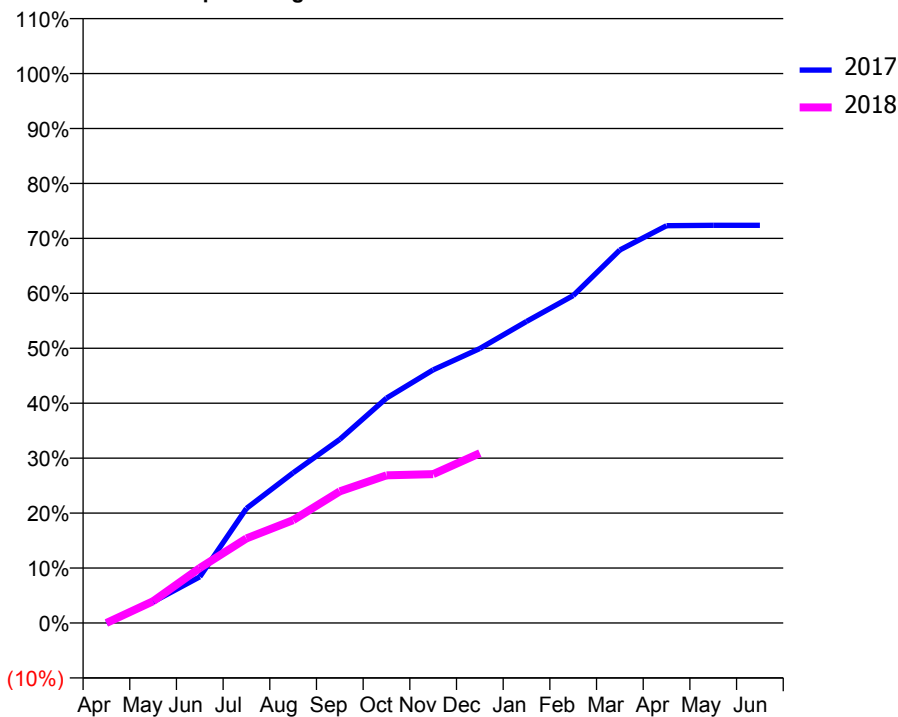
ACCESS*

Patients seen in 24 months	Total	Change since previous quarter
Quarter ending December 2016	494	
Quarter ending March 2017	504	↑
Quarter ending June 2017	497	↓
Quarter ending September 2017	486	↓
Quarter ending December 2017	478	↓
Variance since December 2016	(3.2%)	↓



ACTIVITY

Cumulative percentage of contracted UDA delivered 2017 & 2018



Month	Adjusted Scheduled Activity (UDA)	
	2017	2018
April	0	0
May	55	57
June	120	143
July	298	220
August	391	268
September	478	343
October	585	384
November	659	387
December	714	442
January	785	
February	852	
March	971	
April	1,034	
May	1,035	
June	1,035	

QUALITY

	Quantity	Base Number	Contract	AT	Region	England
% of FP17s for the same patient ID Re-attending within 3 months - Children	22	373	5.9%	9.9%	11.8%	12.0%
% of FP17s for the same patient ID Re-attending within 3 months - Adults	0	0	N/A	14.1%	15.3%	15.9%
% of FP17s for the same patient ID Re-attending between 3 & 9 months - Children	219	373	58.7%	60.8%	59.1%	58.0%
% of FP17s for the same patient ID Re-attending between 3 & 9 months - Adults	0	0	N/A	52.9%	51.5%	50.5%
% of FP17s for Band 1 Urgent Courses	14	331	4.2%	7.2%	8.0%	9.0%
% of FP17s Relating to Free Repair or Replacements	0	331	0.0%	0.8%	0.8%	0.8%
% of FP17s Relating to Continuations	1	331	0.3%	1.1%	1.1%	1.1%
% of Patients satisfied with the dentistry they have received	0	0	N/A	91.6%	91.6%	91.5%
% of Patients satisfied with the time they had to wait for an appointment	0	0	N/A	86.9%	88.3%	87.9%

* This is based on patients treated on this contract for their most recent course of treatment. Figures in italics indicate the base number of FP17s or Patient Questionnaire responses are less than 100. N/A is shown where the base number of responses is less than 10 during the period. % is calculated as Quantity/Base number*100

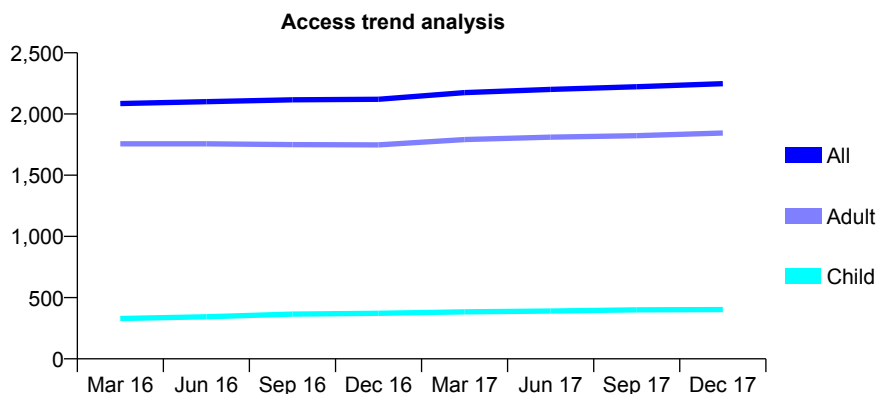
Q59 - Vital Signs At a Glance Contract Report for 306975/0001 - December 2017

Name or company name	MR NA TAYLOR
Contract type name	GDS Contract
Purpose of contract	General
Contract start date	01/04/2006
Contract end date	

17/18 Contracted general activity (UDA)	6,493
Carry forward general activity (UDA)	-92
17/18 Contracted orthodontic activity (UOA)	0
Carry forward orthodontic activity (UOA)	0
Baseline contract value	£177,304.93

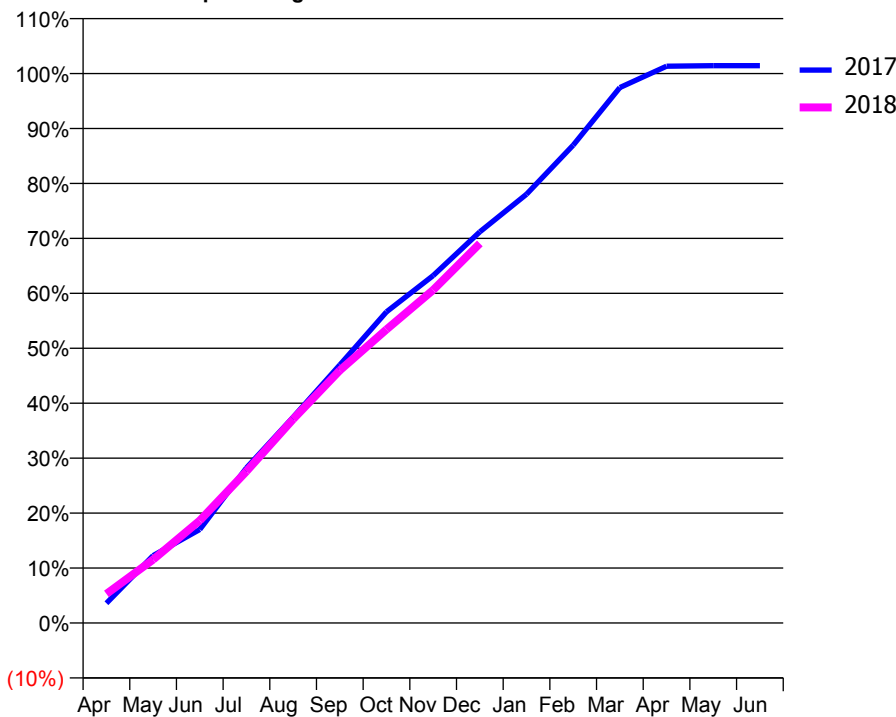
ACCESS*

Patients seen in 24 months	Total	Change since previous quarter
Quarter ending December 2016	2,120	
Quarter ending March 2017	2,175	↑
Quarter ending June 2017	2,201	→
Quarter ending September 2017	2,223	→
Quarter ending December 2017	2,248	→
Variance since December 2016	6.0%	↑



ACTIVITY

Cumulative percentage of contracted UDA delivered 2017 & 2018



Month	Adjusted Scheduled Activity (UDA)	
	2017	2018
April	233	344
May	797	750
June	1,105	1,210
July	1,833	1,792
August	2,431	2,408
September	3,049	2,985
October	3,676	3,468
November	4,106	3,935
December	4,622	4,486
January	5,066	
February	5,646	
March	6,327	
April	6,580	
May	6,585	
June	6,585	

QUALITY

	Quantity	Base Number	Contract	AT	Region	England
% of FP17s for the same patient ID Re-attending within 3 months - Children	33	393	8.4%	9.9%	11.8%	12.0%
% of FP17s for the same patient ID Re-attending within 3 months - Adults	325	1,982	16.4%	14.1%	15.3%	15.9%
% of FP17s for the same patient ID Re-attending between 3 & 9 months - Children	252	393	64.1%	60.8%	59.1%	58.0%
% of FP17s for the same patient ID Re-attending between 3 & 9 months - Adults	1,129	1,982	57.0%	52.9%	51.5%	50.5%
% of FP17s for Band 1 Urgent Courses	249	2,248	11.1%	7.2%	8.0%	9.0%
% of FP17s Relating to Free Repair or Replacements	21	2,248	0.9%	0.8%	0.8%	0.8%
% of FP17s Relating to Continuations	77	2,248	3.4%	1.1%	1.1%	1.1%
% of Patients satisfied with the dentistry they have received	2	2	N/A	91.6%	91.6%	91.5%
% of Patients satisfied with the time they had to wait for an appointment	2	2	N/A	86.9%	88.3%	87.9%

* This is based on patients treated on this contract for their most recent course of treatment. Figures in italics indicate the base number of FP17s or Patient Questionnaire responses are less than 100. N/A is shown where the base number of responses is less than 10 during the period. % is calculated as Quantity/Base number*100

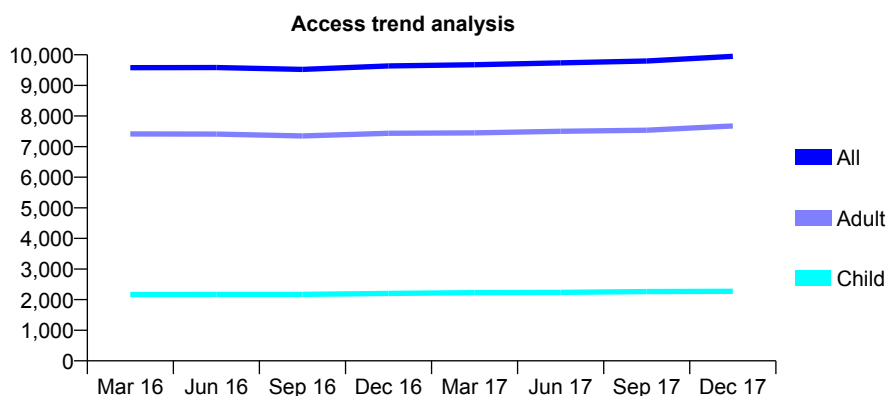
Q59 - Vital Signs At a Glance Contract Report for 320102/0001 - December 2017

Name or company name	MR MK SHAH
Contract type name	GDS Contract
Purpose of contract	General
Contract start date	01/04/2006
Contract end date	

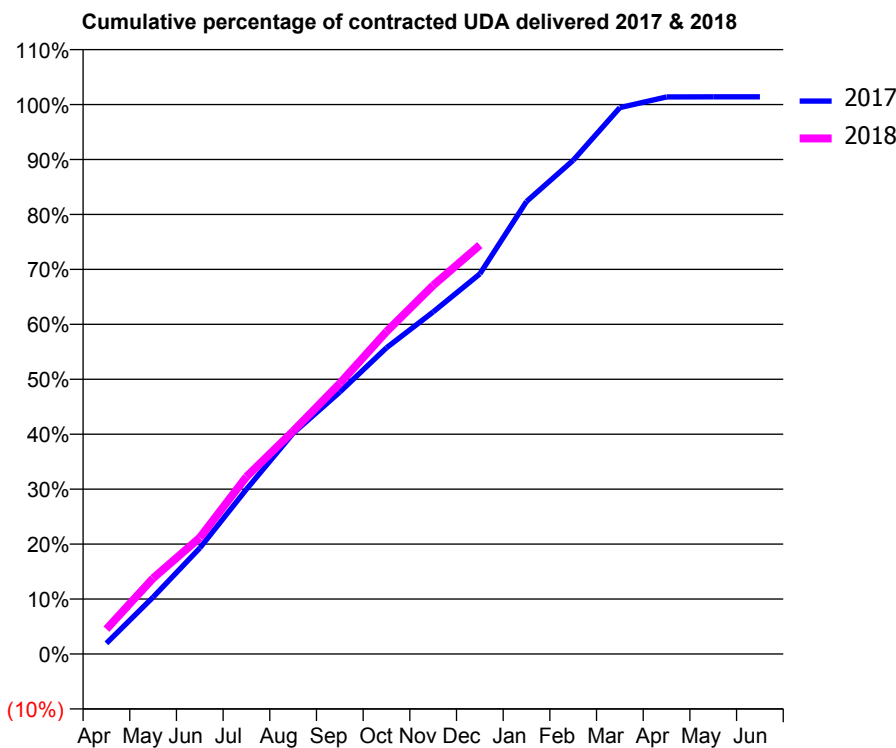
17/18 Contracted general activity (UDA)	22,132
Carry forward general activity (UDA)	-316
17/18 Contracted orthodontic activity (UOA)	0
Carry forward orthodontic activity (UOA)	0
Baseline contract value	£527,614.59

ACCESS*

Patients seen in 24 months	Total	Change since previous quarter
Quarter ending December 2016	9,638	
Quarter ending March 2017	9,675	→
Quarter ending June 2017	9,738	→
Quarter ending September 2017	9,798	→
Quarter ending December 2017	9,951	→
Variance since December 2016	3.2%	↑



ACTIVITY



Month	Adjusted Scheduled Activity (UDA)	
	2017	2018
April	444	1,003
May	2,344	3,054
June	4,366	4,688
July	6,788	7,141
August	9,091	8,975
September	10,788	10,901
October	12,611	12,982
November	14,090	14,845
December	15,656	16,468
January	18,640	
February	20,336	
March	22,502	
April	22,943	
May	22,948	
June	22,948	

QUALITY

	Quantity	Base Number	Contract	AT	Region	England
% of FP17s for the same patient ID Re-attending within 3 months - Children	146	2,463	5.9%	9.9%	11.8%	12.0%
% of FP17s for the same patient ID Re-attending within 3 months - Adults	920	7,733	11.9%	14.1%	15.3%	15.9%
% of FP17s for the same patient ID Re-attending between 3 & 9 months - Children	1,546	2,463	62.8%	60.8%	59.1%	58.0%
% of FP17s for the same patient ID Re-attending between 3 & 9 months - Adults	4,010	7,733	51.9%	52.9%	51.5%	50.5%
% of FP17s for Band 1 Urgent Courses	501	9,936	5.0%	7.2%	8.0%	9.0%
% of FP17s Relating to Free Repair or Replacements	74	9,936	0.7%	0.8%	0.8%	0.8%
% of FP17s Relating to Continuations	76	9,936	0.8%	1.1%	1.1%	1.1%
% of Patients satisfied with the dentistry they have received	9	10	90.0%	91.6%	91.6%	91.5%
% of Patients satisfied with the time they had to wait for an appointment	8	10	80.0%	86.9%	88.3%	87.9%

* This is based on patients treated on this contract for their most recent course of treatment. Figures in italics indicate the base number of FP17s or Patient Questionnaire responses are less than 100. N/A is shown where the base number of responses is less than 10 during the period. % is calculated as Quantity/Base number*100

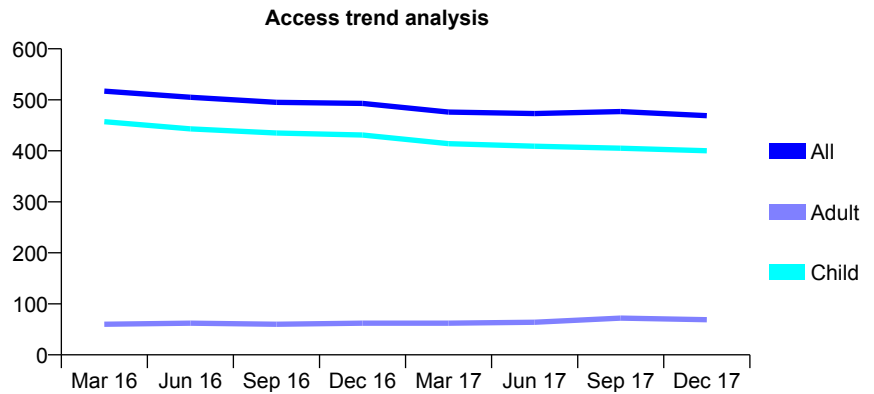
Q59 - Vital Signs At a Glance Contract Report for 324647/0001 - December 2017

Name or company name	Mr H Sehmi & Mrs Y Sehmi
Contract type name	GDS Contract
Purpose of contract	General
Contract start date	01/04/2006
Contract end date	

17/18 Contracted general activity (UDA)	1,329
Carry forward general activity (UDA)	-27
17/18 Contracted orthodontic activity (UOA)	0
Carry forward orthodontic activity (UOA)	0
Baseline contract value	£29,027.59

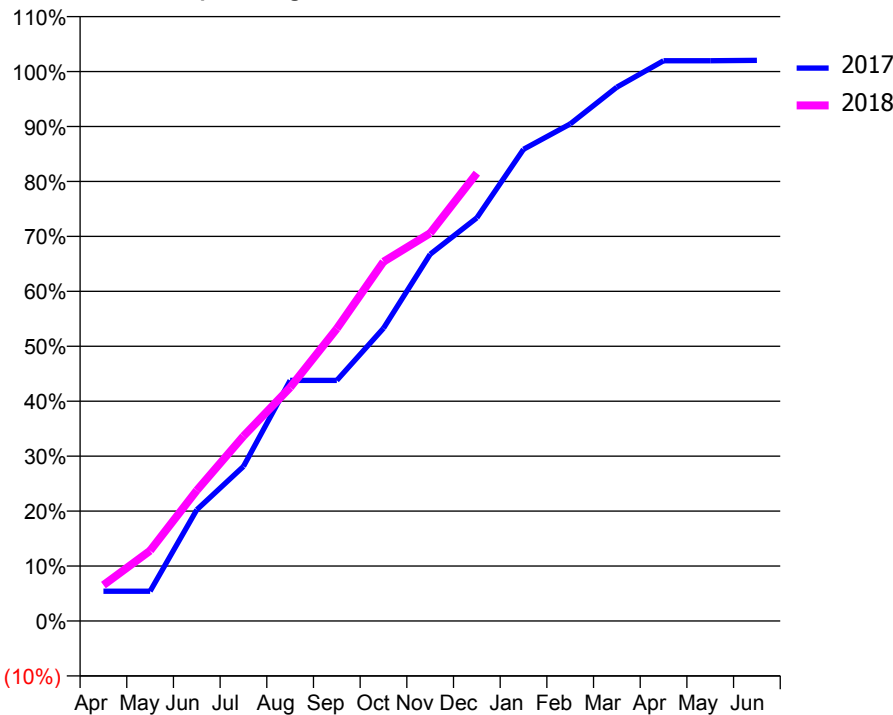
ACCESS*

Patients seen in 24 months	Total	Change since previous quarter
Quarter ending December 2016	493	
Quarter ending March 2017	476	↓
Quarter ending June 2017	473	→
Quarter ending September 2017	477	→
Quarter ending December 2017	469	↓
Variance since December 2016	(4.9%)	↓



ACTIVITY

Cumulative percentage of contracted UDA delivered 2017 & 2018



Month	Adjusted Scheduled Activity (UDA)	
	2017	2018
April	72	87
May	72	170
June	269	316
July	374	447
August	582	565
September	582	707
October	708	869
November	887	938
December	975	1,083
January	1,141	
February	1,202	
March	1,291	
April	1,355	
May	1,355	
June	1,356	

QUALITY

	Quantity	Base Number	Contract	AT	Region	England
% of FP17s for the same patient ID Re-attending within 3 months - Children	326	910	35.8%	9.9%	11.8%	12.0%
% of FP17s for the same patient ID Re-attending within 3 months - Adults	1	1	100.0%	14.1%	15.3%	15.9%
% of FP17s for the same patient ID Re-attending between 3 & 9 months - Children	461	910	50.7%	60.8%	59.1%	58.0%
% of FP17s for the same patient ID Re-attending between 3 & 9 months - Adults	0	1	0.0%	52.9%	51.5%	50.5%
% of FP17s for Band 1 Urgent Courses	1	861	0.1%	7.2%	8.0%	9.0%
% of FP17s Relating to Free Repair or Replacements	0	861	0.0%	0.8%	0.8%	0.8%
% of FP17s Relating to Continuations	87	861	10.1%	1.1%	1.1%	1.1%
% of Patients satisfied with the dentistry they have received	1	3	N/A	91.6%	91.6%	91.5%
% of Patients satisfied with the time they had to wait for an appointment	2	3	N/A	86.9%	88.3%	87.9%

* This is based on patients treated on this contract for their most recent course of treatment. Figures in italics indicate the base number of FP17s or Patient Questionnaire responses are less than 100. N/A is shown where the base number of responses is less than 10 during the period. % is calculated as Quantity/Base number*100

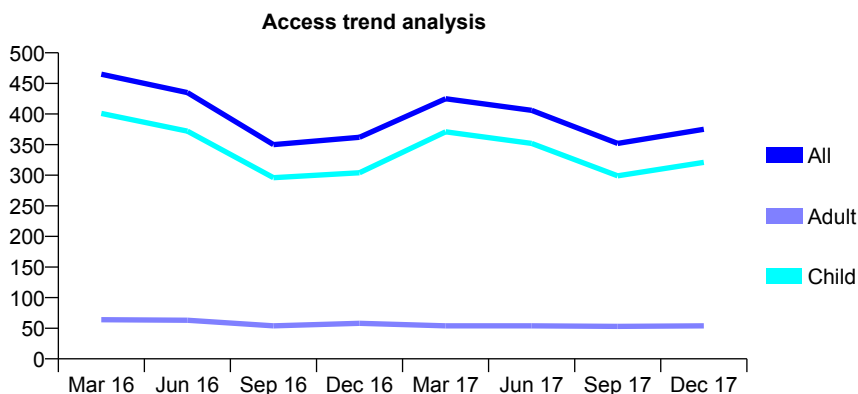
Q59 - Vital Signs At a Glance Contract Report for 326046/0001 - December 2017

Name or company name	MISS PJ HAMPTON
Contract type name	GDS Contract
Purpose of contract	General
Contract start date	01/04/2006
Contract end date	

17/18 Contracted general activity (UDA)	750
Carry forward general activity (UDA)	-15
17/18 Contracted orthodontic activity (UOA)	0
Carry forward orthodontic activity (UOA)	0
Baseline contract value	£17,886.06

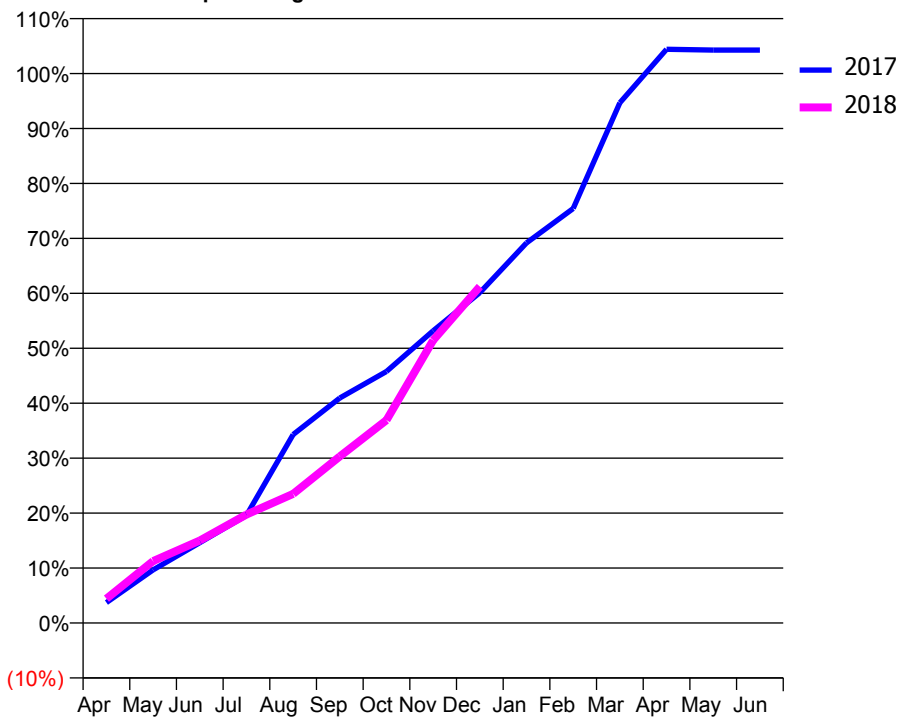
ACCESS*

Patients seen in 24 months	Total	Change since previous quarter
Quarter ending December 2016	362	
Quarter ending March 2017	425	↑
Quarter ending June 2017	406	↓
Quarter ending September 2017	352	↓
Quarter ending December 2017	375	↑
Variance since December 2016	3.6%	↑



ACTIVITY

Cumulative percentage of contracted UDA delivered 2017 & 2018



Month	Adjusted Scheduled Activity (UDA)	
	2017	2018
April	28	33
May	73	85
June	110	113
July	147	148
August	257	176
September	307	227
October	343	277
November	399	386
December	451	459
January	519	
February	566	
March	710	
April	783	
May	782	
June	782	

QUALITY

	Quantity	Base Number	Contract	AT	Region	England
% of FP17s for the same patient ID Re-attending within 3 months - Children	16	385	4.2%	9.9%	11.8%	12.0%
% of FP17s for the same patient ID Re-attending within 3 months - Adults	1	24	4.2%	14.1%	15.3%	15.9%
% of FP17s for the same patient ID Re-attending between 3 & 9 months - Children	213	385	55.3%	60.8%	59.1%	58.0%
% of FP17s for the same patient ID Re-attending between 3 & 9 months - Adults	10	24	41.7%	52.9%	51.5%	50.5%
% of FP17s for Band 1 Urgent Courses	16	362	4.4%	7.2%	8.0%	9.0%
% of FP17s Relating to Free Repair or Replacements	0	362	0.0%	0.8%	0.8%	0.8%
% of FP17s Relating to Continuations	0	362	0.0%	1.1%	1.1%	1.1%
% of Patients satisfied with the dentistry they have received	0	0	N/A	91.6%	91.6%	91.5%
% of Patients satisfied with the time they had to wait for an appointment	0	0	N/A	86.9%	88.3%	87.9%

* This is based on patients treated on this contract for their most recent course of treatment. Figures in italics indicate the base number of FP17s or Patient Questionnaire responses are less than 100. N/A is shown where the base number of responses is less than 10 during the period. % is calculated as Quantity/Base number*100

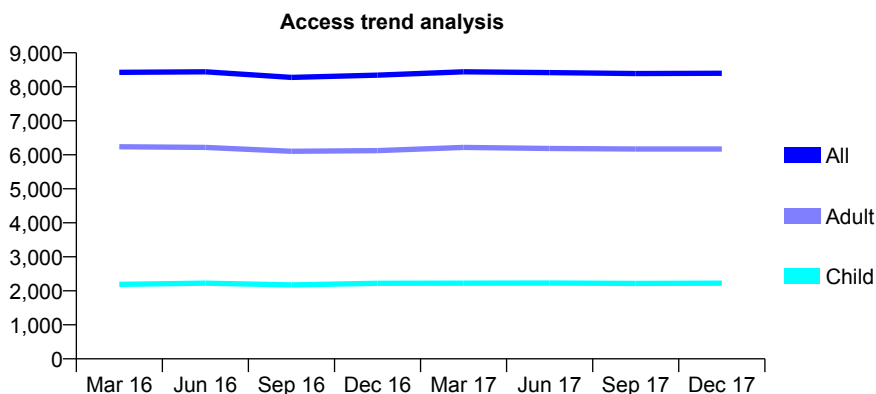
Q59 - Vital Signs At a Glance Contract Report for 332070/0001 - December 2017

Name or company name	MR S VYAS
Contract type name	GDS Contract
Purpose of contract	General
Contract start date	01/04/2006
Contract end date	

17/18 Contracted general activity (UDA)	19,509
Carry forward general activity (UDA)	225
17/18 Contracted orthodontic activity (UOA)	0
Carry forward orthodontic activity (UOA)	0
Baseline contract value	£534,893.87

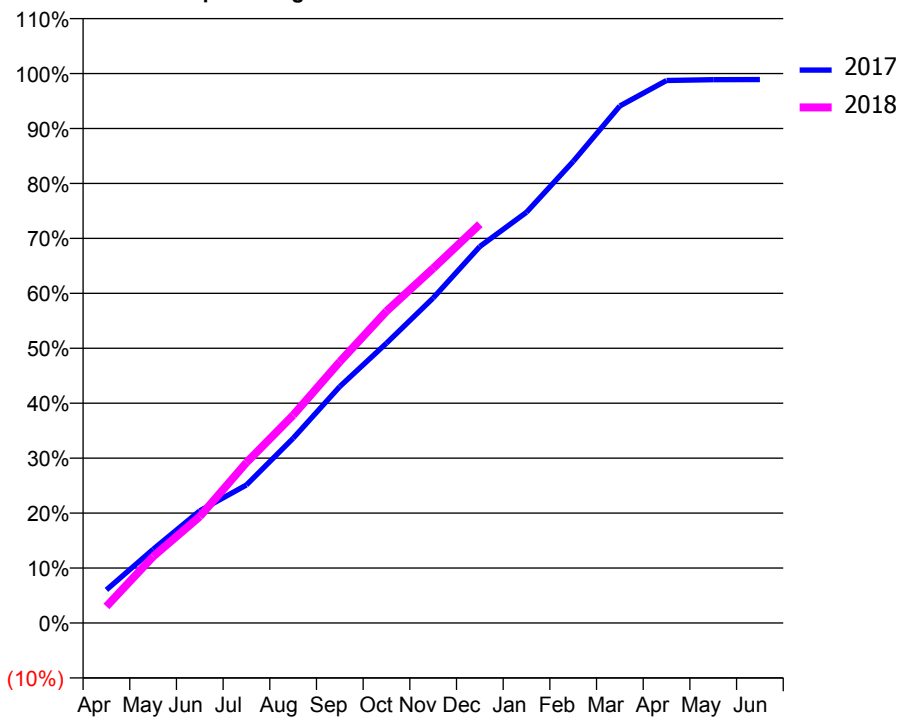
ACCESS*

Patients seen in 24 months	Total	Change since previous quarter
Quarter ending December 2016	8,344	
Quarter ending March 2017	8,442	→
Quarter ending June 2017	8,416	→
Quarter ending September 2017	8,389	→
Quarter ending December 2017	8,397	→
Variance since December 2016	0.6%	→



ACTIVITY

Cumulative percentage of contracted UDA delivered 2017 & 2018



Month	Adjusted Scheduled Activity (UDA)	
	2017	2018
April	1,235	588
May	2,751	2,359
June	4,188	3,778
July	5,156	5,696
August	6,895	7,377
September	8,826	9,276
October	10,442	11,073
November	12,131	12,590
December	14,052	14,157
January	15,333	
February	17,229	
March	19,299	
April	20,249	
May	20,281	
June	20,284	

QUALITY

	Quantity	Base Number	Contract	AT	Region	England
% of FP17s for the same patient ID Re-attending within 3 months - Children	100	2,550	3.9%	9.9%	11.8%	12.0%
% of FP17s for the same patient ID Re-attending within 3 months - Adults	317	5,074	6.2%	14.1%	15.3%	15.9%
% of FP17s for the same patient ID Re-attending between 3 & 9 months - Children	1,762	2,550	69.1%	60.8%	59.1%	58.0%
% of FP17s for the same patient ID Re-attending between 3 & 9 months - Adults	1,751	5,074	34.5%	52.9%	51.5%	50.5%
% of FP17s for Band 1 Urgent Courses	208	7,190	2.9%	7.2%	8.0%	9.0%
% of FP17s Relating to Free Repair or Replacements	15	7,190	0.2%	0.8%	0.8%	0.8%
% of FP17s Relating to Continuations	45	7,190	0.6%	1.1%	1.1%	1.1%
% of Patients satisfied with the dentistry they have received	15	16	93.8%	91.6%	91.6%	91.5%
% of Patients satisfied with the time they had to wait for an appointment	15	16	93.8%	86.9%	88.3%	87.9%

* This is based on patients treated on this contract for their most recent course of treatment. Figures in italics indicate the base number of FP17s or Patient Questionnaire responses are less than 100. N/A is shown where the base number of responses is less than 10 during the period. % is calculated as Quantity/Base number*100

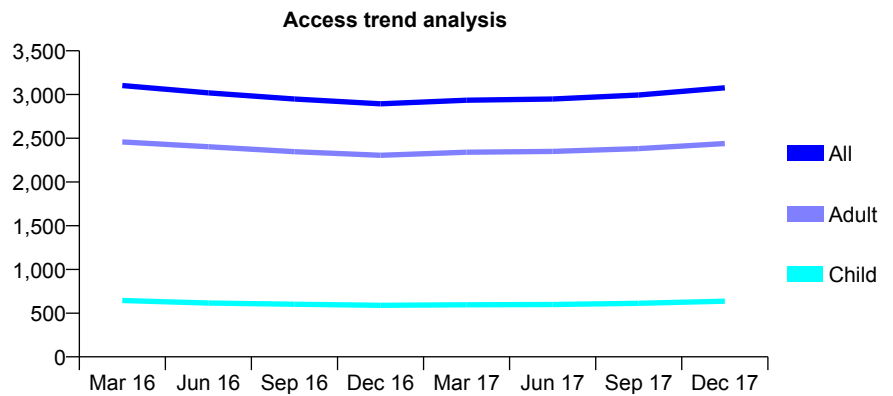
Q59 - Vital Signs At a Glance Contract Report for 335134/0001 - December 2017

Name or company name	MR PJ PATEL
Contract type name	GDS Contract
Purpose of contract	General
Contract start date	01/04/2006
Contract end date	

17/18 Contracted general activity (UDA)	11,623
Carry forward general activity (UDA)	-25
17/18 Contracted orthodontic activity (UOA)	0
Carry forward orthodontic activity (UOA)	0
Baseline contract value	£333,654.48

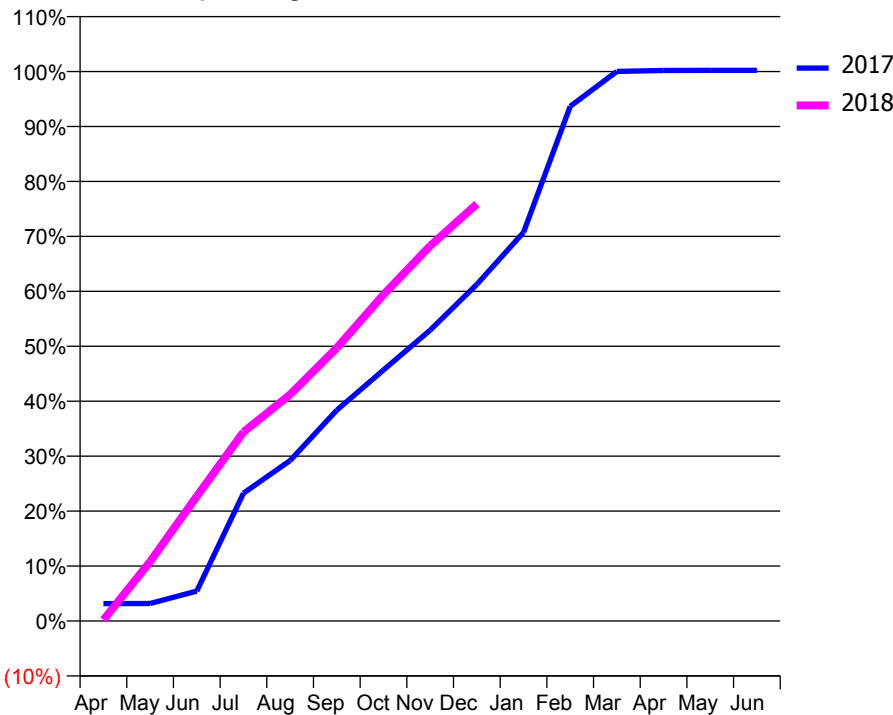
ACCESS*

Patients seen in 24 months	Total	Change since previous quarter
Quarter ending December 2016	2,894	
Quarter ending March 2017	2,935	→
Quarter ending June 2017	2,948	→
Quarter ending September 2017	2,995	→
Quarter ending December 2017	3,077	↑
Variance since December 2016	6.3%	↑



ACTIVITY

Cumulative percentage of contracted UDA delivered 2017 & 2018



Month	Adjusted Scheduled Activity (UDA)	
	2017	2018
April	369	25
May	372	1,255
June	634	2,638
July	2,703	3,999
August	3,394	4,790
September	4,459	5,779
October	5,309	6,903
November	6,153	7,937
December	7,121	8,820
January	8,220	
February	10,887	
March	11,626	
April	11,644	
May	11,648	
June	11,648	

QUALITY

	Quantity	Base Number	Contract	AT	Region	England
% of FP17s for the same patient ID Re-attending within 3 months - Children	43	864	5.0%	9.9%	11.8%	12.0%
% of FP17s for the same patient ID Re-attending within 3 months - Adults	463	3,584	12.9%	14.1%	15.3%	15.9%
% of FP17s for the same patient ID Re-attending between 3 & 9 months - Children	642	864	74.3%	60.8%	59.1%	58.0%
% of FP17s for the same patient ID Re-attending between 3 & 9 months - Adults	2,625	3,584	73.2%	52.9%	51.5%	50.5%
% of FP17s for Band 1 Urgent Courses	176	4,431	4.0%	7.2%	8.0%	9.0%
% of FP17s Relating to Free Repair or Replacements	11	4,431	0.2%	0.8%	0.8%	0.8%
% of FP17s Relating to Continuations	49	4,431	1.1%	1.1%	1.1%	1.1%
% of Patients satisfied with the dentistry they have received	6	6	N/A	91.6%	91.6%	91.5%
% of Patients satisfied with the time they had to wait for an appointment	6	6	N/A	86.9%	88.3%	87.9%

* This is based on patients treated on this contract for their most recent course of treatment. Figures in italics indicate the base number of FP17s or Patient Questionnaire responses are less than 100. N/A is shown where the base number of responses is less than 10 during the period. % is calculated as Quantity/Base number*100

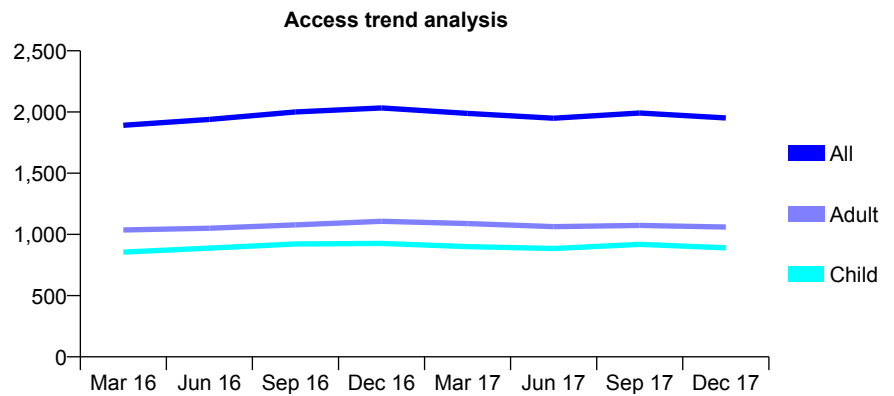
Q59 - Vital Signs At a Glance Contract Report for 342645/0001 - December 2017

Name or company name	MR AM HATHIARI
Contract type name	GDS Contract
Purpose of contract	General
Contract start date	04/02/2011
Contract end date	

17/18 Contracted general activity (UDA)	4,311
Carry forward general activity (UDA)	-86
17/18 Contracted orthodontic activity (UOA)	0
Carry forward orthodontic activity (UOA)	0
Baseline contract value	£96,442.24

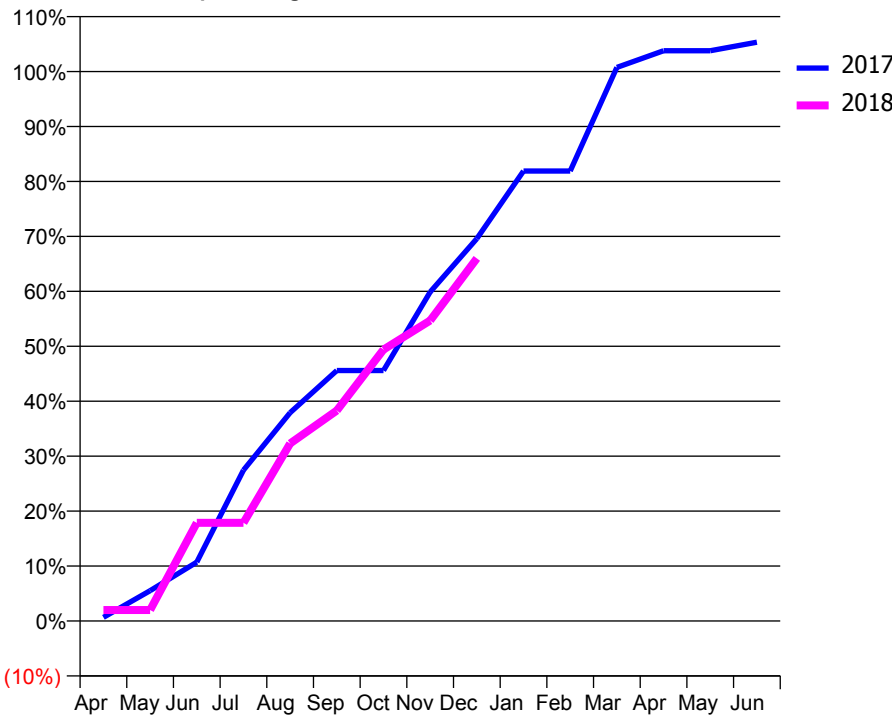
ACCESS*

Patients seen in 24 months	Total	Change since previous quarter
Quarter ending December 2016	2,033	
Quarter ending March 2017	1,989	↓
Quarter ending June 2017	1,949	↓
Quarter ending September 2017	1,992	↑
Quarter ending December 2017	1,951	↓
Variance since December 2016	(4.0%)	↓



ACTIVITY

Cumulative percentage of contracted UDA delivered 2017 & 2018



Month	Adjusted Scheduled Activity (UDA)	
	2017	2018
April	29	86
May	238	86
June	462	771
July	1,184	771
August	1,635	1,393
September	1,965	1,651
October	1,965	2,130
November	2,581	2,358
December	3,000	2,845
January	3,530	
February	3,530	
March	4,343	
April	4,474	
May	4,474	
June	4,541	

QUALITY

	Quantity	Base Number	Contract	AT	Region	England
% of FP17s for the same patient ID Re-attending within 3 months - Children	16	698	2.3%	9.9%	11.8%	12.0%
% of FP17s for the same patient ID Re-attending within 3 months - Adults	91	739	12.3%	14.1%	15.3%	15.9%
% of FP17s for the same patient ID Re-attending between 3 & 9 months - Children	306	698	43.8%	60.8%	59.1%	58.0%
% of FP17s for the same patient ID Re-attending between 3 & 9 months - Adults	285	739	38.6%	52.9%	51.5%	50.5%
% of FP17s for Band 1 Urgent Courses	11	1,329	0.8%	7.2%	8.0%	9.0%
% of FP17s Relating to Free Repair or Replacements	0	1,329	0.0%	0.8%	0.8%	0.8%
% of FP17s Relating to Continuations	0	1,329	0.0%	1.1%	1.1%	1.1%
% of Patients satisfied with the dentistry they have received	3	3	N/A	91.6%	91.6%	91.5%
% of Patients satisfied with the time they had to wait for an appointment	2	3	N/A	86.9%	88.3%	87.9%

* This is based on patients treated on this contract for their most recent course of treatment. Figures in italics indicate the base number of FP17s or Patient Questionnaire responses are less than 100. N/A is shown where the base number of responses is less than 10 during the period. % is calculated as Quantity/Base number*100

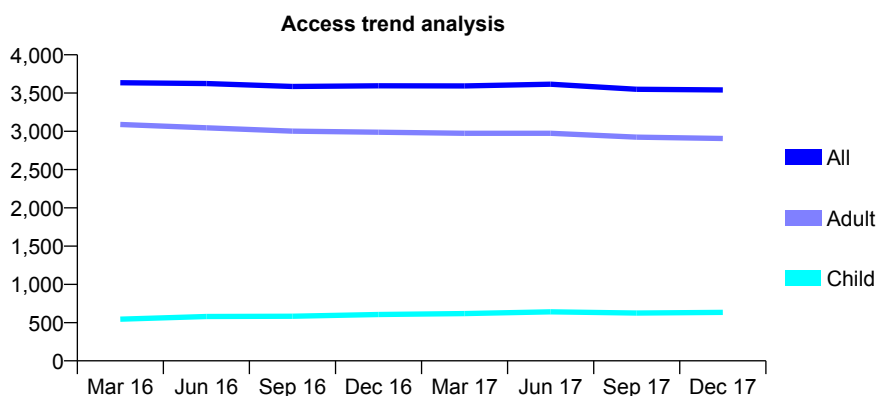
Q59 - Vital Signs At a Glance Contract Report for 363669/0003 - December 2017

Name or company name	MR TG OYEDELE
Contract type name	GDS Contract
Purpose of contract	General
Contract start date	01/02/2012
Contract end date	

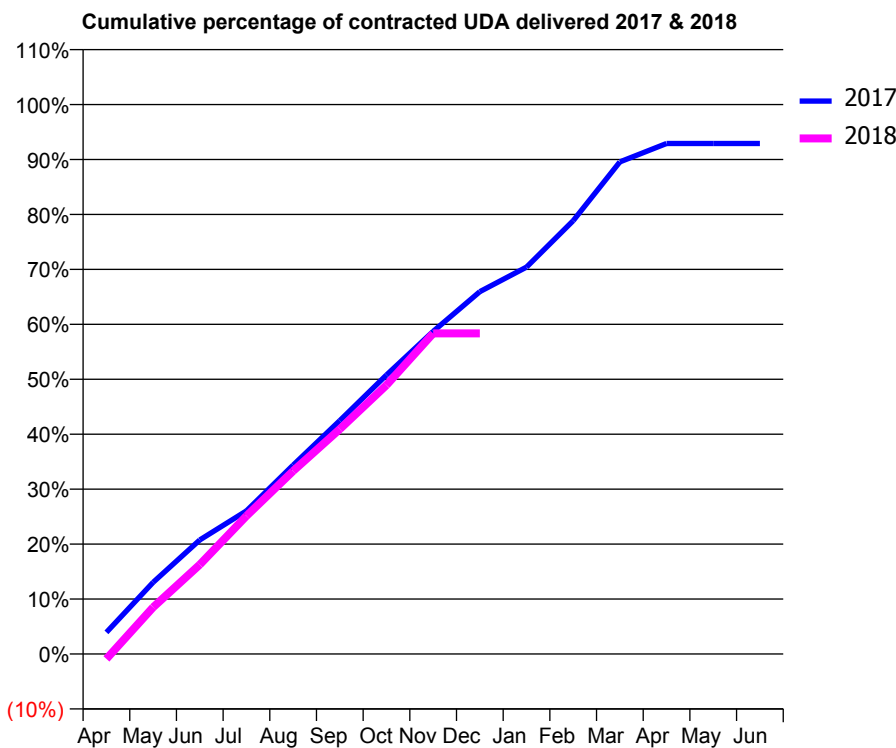
17/18 Contracted general activity (UDA)	10,388
Carry forward general activity (UDA)	343
17/18 Contracted orthodontic activity (UOA)	0
Carry forward orthodontic activity (UOA)	0
Baseline contract value	£231,591.31

ACCESS*

Patients seen in 24 months	Total	Change since previous quarter
Quarter ending December 2016	3,595	
Quarter ending March 2017	3,593	→
Quarter ending June 2017	3,616	→
Quarter ending September 2017	3,549	↓
Quarter ending December 2017	3,540	→
Variance since December 2016	(1.5%)	↓



ACTIVITY



Month	Adjusted Scheduled Activity (UDA)	
	2017	2018
April	470	-95
May	1,551	884
June	2,467	1,690
July	3,097	2,611
August	4,087	3,460
September	5,051	4,253
October	6,037	5,082
November	6,979	6,061
December	7,839	6,061
January	8,369	
February	9,374	
March	10,647	
April	11,045	
May	11,045	
June	11,045	

QUALITY

	Quantity	Base Number	Contract	AT	Region	England
% of FP17s for the same patient ID Re-attending within 3 months - Children	20	515	3.9%	9.9%	11.8%	12.0%
% of FP17s for the same patient ID Re-attending within 3 months - Adults	169	2,510	6.7%	14.1%	15.3%	15.9%
% of FP17s for the same patient ID Re-attending between 3 & 9 months - Children	280	515	54.4%	60.8%	59.1%	58.0%
% of FP17s for the same patient ID Re-attending between 3 & 9 months - Adults	1,673	2,510	66.7%	52.9%	51.5%	50.5%
% of FP17s for Band 1 Urgent Courses	131	2,813	4.7%	7.2%	8.0%	9.0%
% of FP17s Relating to Free Repair or Replacements	20	2,813	0.7%	0.8%	0.8%	0.8%
% of FP17s Relating to Continuations	9	2,813	0.3%	1.1%	1.1%	1.1%
% of Patients satisfied with the dentistry they have received	3	4	N/A	91.6%	91.6%	91.5%
% of Patients satisfied with the time they had to wait for an appointment	4	4	N/A	86.9%	88.3%	87.9%

* This is based on patients treated on this contract for their most recent course of treatment. Figures in italics indicate the base number of FP17s or Patient Questionnaire responses are less than 100. N/A is shown where the base number of responses is less than 10 during the period. % is calculated as Quantity/Base number*100

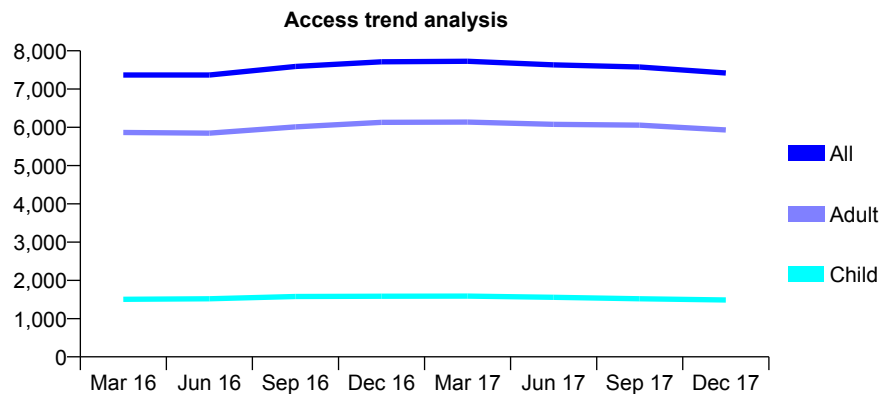
Q59 - Vital Signs At a Glance Contract Report for 363669/0004 - December 2017

Name or company name	Mr R Khan
Contract type name	GDS Contract
Purpose of contract	General
Contract start date	01/04/2013
Contract end date	

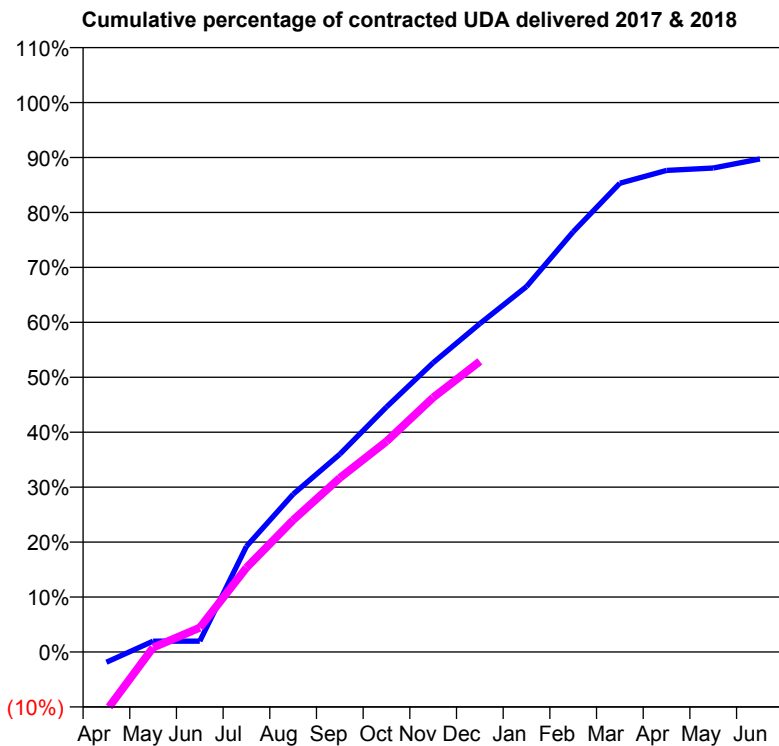
17/18 Contracted general activity (UDA)	21,650
Carry forward general activity (UDA)	2,311
17/18 Contracted orthodontic activity (UOA)	0
Carry forward orthodontic activity (UOA)	0
Baseline contract value	£590,795.79

ACCESS*

Patients seen in 24 months	Total	Change since previous quarter
Quarter ending December 2016	7,713	
Quarter ending March 2017	7,725	→
Quarter ending June 2017	7,633	↓
Quarter ending September 2017	7,576	→
Quarter ending December 2017	7,419	↓
Variance since December 2016	(3.8%)	↓



ACTIVITY



Month	Adjusted Scheduled Activity (UDA)	
	2017	2018
April	-424	-2,311
May	444	177
June	444	959
July	4,330	3,325
August	6,462	5,201
September	8,102	6,859
October	10,033	8,300
November	11,844	10,027
December	13,448	11,449
January	14,963	
February	17,210	
March	19,194	
April	19,721	
May	19,820	
June	20,189	

QUALITY

	Quantity	Base Number	Contract	AT	Region	England
% of FP17s for the same patient ID Re-attending within 3 months - Children	103	1,155	8.9%	9.9%	11.8%	12.0%
% of FP17s for the same patient ID Re-attending within 3 months - Adults	533	4,486	11.9%	14.1%	15.3%	15.9%
% of FP17s for the same patient ID Re-attending between 3 & 9 months - Children	462	1,155	40.0%	60.8%	59.1%	58.0%
% of FP17s for the same patient ID Re-attending between 3 & 9 months - Adults	1,686	4,486	37.6%	52.9%	51.5%	50.5%
% of FP17s for Band 1 Urgent Courses	1,270	5,369	23.7%	7.2%	8.0%	9.0%
% of FP17s Relating to Free Repair or Replacements	2	5,369	0.0%	0.8%	0.8%	0.8%
% of FP17s Relating to Continuations	60	5,369	1.1%	1.1%	1.1%	1.1%
% of Patients satisfied with the dentistry they have received	22	22	100.0%	91.6%	91.6%	91.5%
% of Patients satisfied with the time they had to wait for an appointment	19	22	86.4%	86.9%	88.3%	87.9%

* This is based on patients treated on this contract for their most recent course of treatment. Figures in italics indicate the base number of FP17s or Patient Questionnaire responses are less than 100. N/A is shown where the base number of responses is less than 10 during the period. % is calculated as Quantity/Base number*100

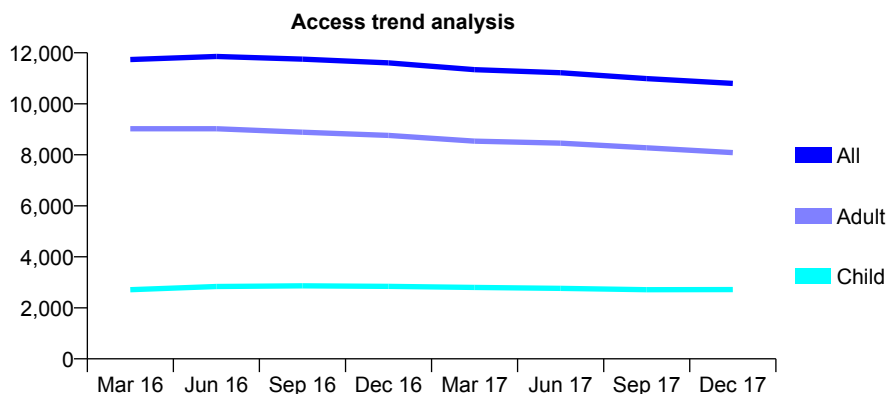
Q59 - Vital Signs At a Glance Contract Report for 366358/0001 - December 2017

Name or company name	MR A BHATT
Contract type name	GDS Contract
Purpose of contract	General
Contract start date	01/10/2010
Contract end date	

17/18 Contracted general activity (UDA)	24,900
Carry forward general activity (UDA)	234
17/18 Contracted orthodontic activity (UOA)	0
Carry forward orthodontic activity (UOA)	0
Baseline contract value	£536,453.57

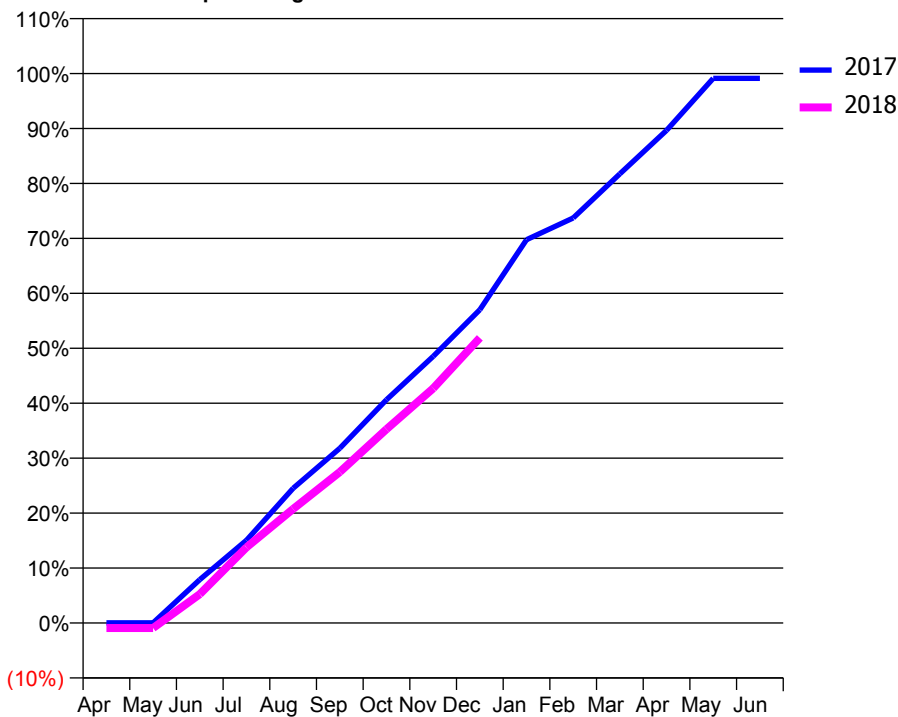
ACCESS*

Patients seen in 24 months	Total	Change since previous quarter
Quarter ending December 2016	11,603	
Quarter ending March 2017	11,340	↓
Quarter ending June 2017	11,218	↓
Quarter ending September 2017	10,987	↓
Quarter ending December 2017	10,799	↓
Variance since December 2016	(6.9%)	↓



ACTIVITY

Cumulative percentage of contracted UDA delivered 2017 & 2018



Month	Adjusted Scheduled Activity (UDA)	
	2017	2018
April	11	-234
May	11	-233
June	2,086	1,310
July	3,975	3,427
August	6,475	5,171
September	8,394	6,843
October	10,729	8,783
November	12,808	10,632
December	15,053	12,924
January	18,413	
February	19,460	
March	21,583	
April	23,666	
May	26,165	
June	26,166	

QUALITY

	Quantity	Base Number	Contract	AT	Region	England
% of FP17s for the same patient ID Re-attending within 3 months - Children	166	3,052	5.4%	9.9%	11.8%	12.0%
% of FP17s for the same patient ID Re-attending within 3 months - Adults	844	8,549	9.9%	14.1%	15.3%	15.9%
% of FP17s for the same patient ID Re-attending between 3 & 9 months - Children	2,003	3,052	65.6%	60.8%	59.1%	58.0%
% of FP17s for the same patient ID Re-attending between 3 & 9 months - Adults	5,529	8,549	64.7%	52.9%	51.5%	50.5%
% of FP17s for Band 1 Urgent Courses	386	8,206	4.7%	7.2%	8.0%	9.0%
% of FP17s Relating to Free Repair or Replacements	55	8,206	0.7%	0.8%	0.8%	0.8%
% of FP17s Relating to Continuations	43	8,206	0.5%	1.1%	1.1%	1.1%
% of Patients satisfied with the dentistry they have received	10	11	90.9%	91.6%	91.6%	91.5%
% of Patients satisfied with the time they had to wait for an appointment	9	11	81.8%	86.9%	88.3%	87.9%

* This is based on patients treated on this contract for their most recent course of treatment. Figures in italics indicate the base number of FP17s or Patient Questionnaire responses are less than 100. N/A is shown where the base number of responses is less than 10 during the period. % is calculated as Quantity/Base number*100

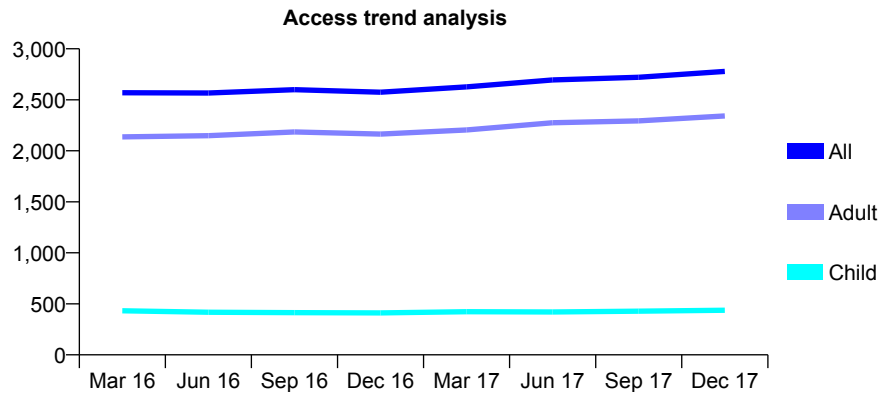
Q59 - Vital Signs At a Glance Contract Report for 367109/0004 - December 2017

Name or company name	MR R CARLISLE-GOTT
Contract type name	GDS Contract
Purpose of contract	General
Contract start date	05/06/2013
Contract end date	

17/18 Contracted general activity (UDA)	8,828
Carry forward general activity (UDA)	231
17/18 Contracted orthodontic activity (UOA)	0
Carry forward orthodontic activity (UOA)	0
Baseline contract value	£196,818.83

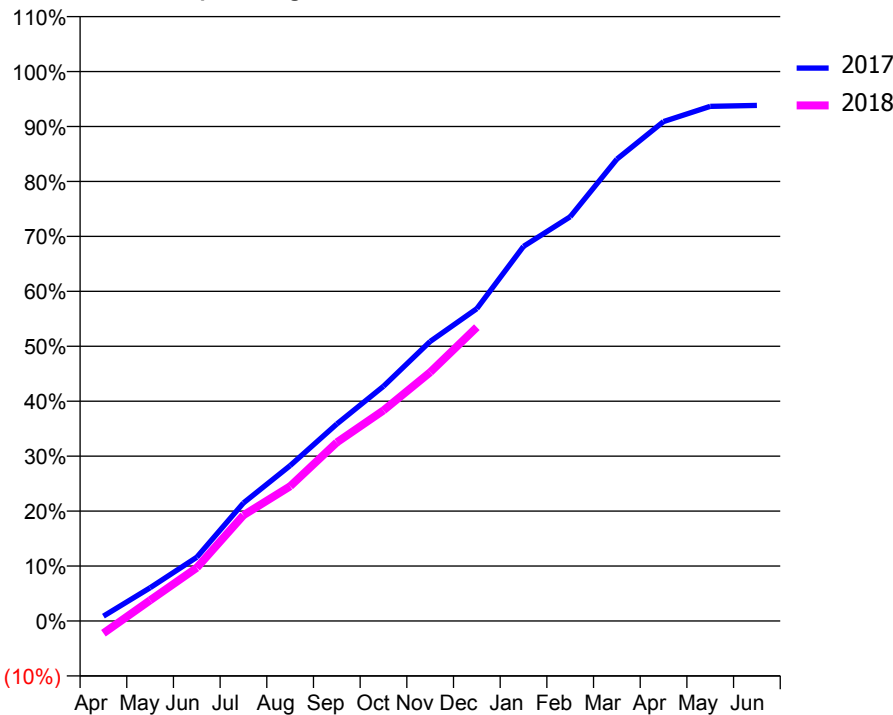
ACCESS*

Patients seen in 24 months	Total	Change since previous quarter
Quarter ending December 2016	2,575	
Quarter ending March 2017	2,627	↑
Quarter ending June 2017	2,695	↑
Quarter ending September 2017	2,721	→
Quarter ending December 2017	2,779	↑
Variance since December 2016	7.9%	↑



ACTIVITY

Cumulative percentage of contracted UDA delivered 2017 & 2018



Month	Adjusted Scheduled Activity (UDA)	
	2017	2018
April	78	-199
May	534	333
June	1,025	856
July	1,898	1,701
August	2,497	2,166
September	3,164	2,870
October	3,772	3,383
November	4,492	3,996
December	5,019	4,720
January	6,018	
February	6,495	
March	7,419	
April	8,025	
May	8,269	
June	8,282	

QUALITY

	Quantity	Base Number	Contract	AT	Region	England
% of FP17s for the same patient ID Re-attending within 3 months - Children	11	386	2.8%	9.9%	11.8%	12.0%
% of FP17s for the same patient ID Re-attending within 3 months - Adults	296	2,124	13.9%	14.1%	15.3%	15.9%
% of FP17s for the same patient ID Re-attending between 3 & 9 months - Children	200	386	51.8%	60.8%	59.1%	58.0%
% of FP17s for the same patient ID Re-attending between 3 & 9 months - Adults	995	2,124	46.8%	52.9%	51.5%	50.5%
% of FP17s for Band 1 Urgent Courses	97	2,177	4.5%	7.2%	8.0%	9.0%
% of FP17s Relating to Free Repair or Replacements	46	2,177	2.1%	0.8%	0.8%	0.8%
% of FP17s Relating to Continuations	39	2,177	1.8%	1.1%	1.1%	1.1%
% of Patients satisfied with the dentistry they have received	5	5	N/A	91.6%	91.6%	91.5%
% of Patients satisfied with the time they had to wait for an appointment	5	5	N/A	86.9%	88.3%	87.9%

* This is based on patients treated on this contract for their most recent course of treatment. Figures in italics indicate the base number of FP17s or Patient Questionnaire responses are less than 100. N/A is shown where the base number of responses is less than 10 during the period. % is calculated as Quantity/Base number*100

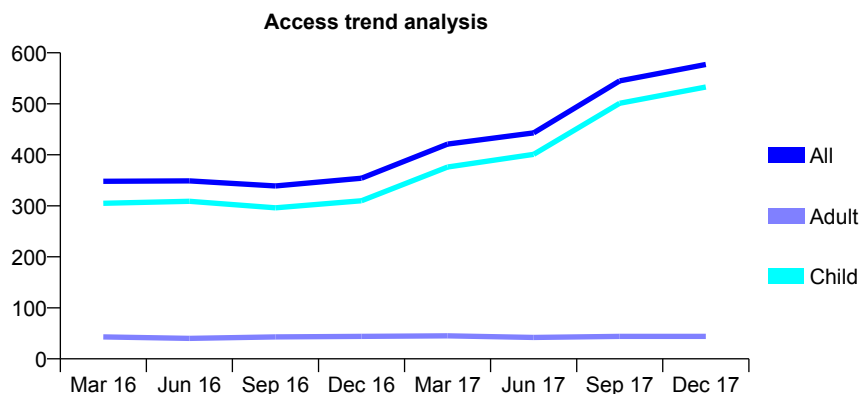
Q59 - Vital Signs At a Glance Contract Report for 563838/0002 - December 2017

Name or company name	Mr P R Mapanda & Ms T J Ramsavas
Contract type name	GDS Contract
Purpose of contract	General
Contract start date	06/02/2012
Contract end date	

17/18 Contracted general activity (UDA)	950
Carry forward general activity (UDA)	8
17/18 Contracted orthodontic activity (UOA)	0
Carry forward orthodontic activity (UOA)	0
Baseline contract value	£21,866.95

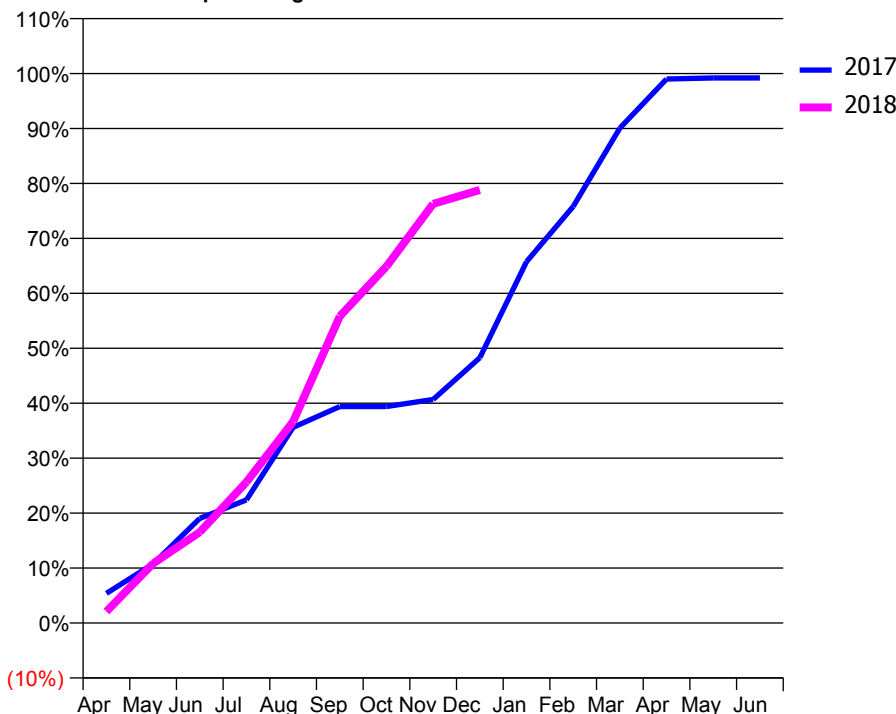
ACCESS*

Patients seen in 24 months	Total	Change since previous quarter
Quarter ending December 2016	354	
Quarter ending March 2017	421	↑
Quarter ending June 2017	443	↑
Quarter ending September 2017	545	↑
Quarter ending December 2017	577	↑
Variance since December 2016	63.0%	↑



ACTIVITY

Cumulative percentage of contracted UDA delivered 2017 & 2018



Month	Adjusted Scheduled Activity (UDA)	
	2017	2018
April	51	20
May	102	103
June	181	157
July	213	244
August	338	348
September	374	530
October	374	617
November	387	725
December	459	749
January	625	
February	720	
March	856	
April	940	
May	942	
June	942	

QUALITY

	Quantity	Base Number	Contract	AT	Region	England
% of FP17s for the same patient ID Re-attending within 3 months - Children	40	547	7.3%	9.9%	11.8%	12.0%
% of FP17s for the same patient ID Re-attending within 3 months - Adults	3	13	23.1%	14.1%	15.3%	15.9%
% of FP17s for the same patient ID Re-attending between 3 & 9 months - Children	218	547	39.9%	60.8%	59.1%	58.0%
% of FP17s for the same patient ID Re-attending between 3 & 9 months - Adults	6	13	46.2%	52.9%	51.5%	50.5%
% of FP17s for Band 1 Urgent Courses	8	504	1.6%	7.2%	8.0%	9.0%
% of FP17s Relating to Free Repair or Replacements	0	504	0.0%	0.8%	0.8%	0.8%
% of FP17s Relating to Continuations	6	504	1.2%	1.1%	1.1%	1.1%
% of Patients satisfied with the dentistry they have received	1	1	N/A	91.6%	91.6%	91.5%
% of Patients satisfied with the time they had to wait for an appointment	1	1	N/A	86.9%	88.3%	87.9%

* This is based on patients treated on this contract for their most recent course of treatment. Figures in italics indicate the base number of FP17s or Patient Questionnaire responses are less than 100. N/A is shown where the base number of responses is less than 10 during the period. % is calculated as Quantity/Base number*100

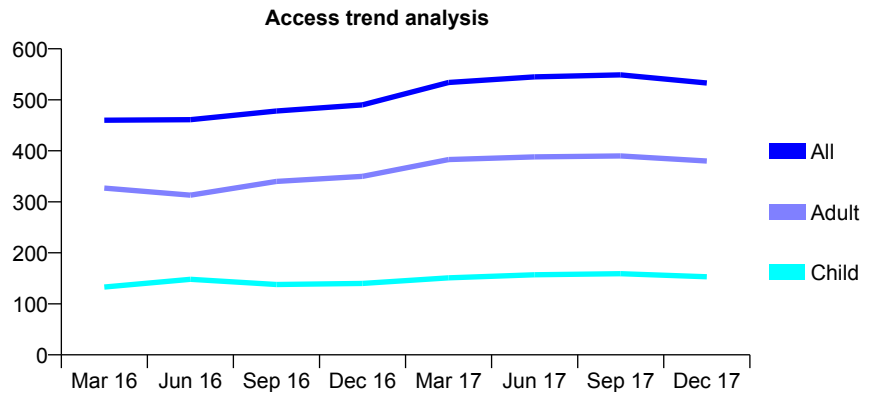
Q59 - Vital Signs At a Glance Contract Report for 566039/0004 - December 2017

Name or company name	MS AR LOCKYER
Contract type name	GDS Contract
Purpose of contract	General
Contract start date	01/04/2006
Contract end date	

17/18 Contracted general activity (UDA)	1,076
Carry forward general activity (UDA)	-25
17/18 Contracted orthodontic activity (UOA)	0
Carry forward orthodontic activity (UOA)	0
Baseline contract value	£26,330.02

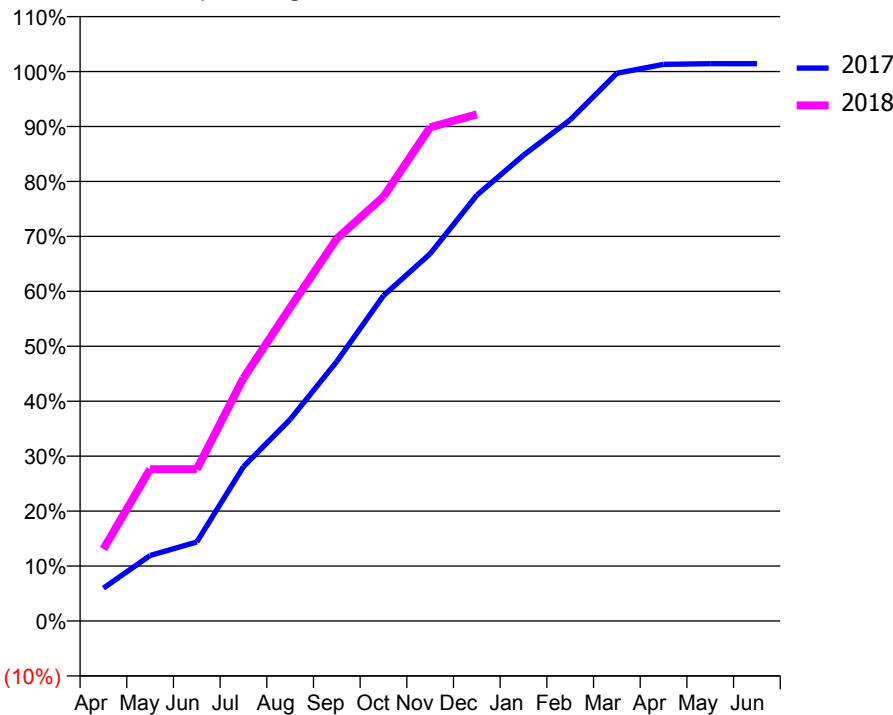
ACCESS*

Patients seen in 24 months	Total	Change since previous quarter
Quarter ending December 2016	490	
Quarter ending March 2017	534	↑
Quarter ending June 2017	545	↑
Quarter ending September 2017	549	→
Quarter ending December 2017	533	↓
Variance since December 2016	8.8%	↑



ACTIVITY

Cumulative percentage of contracted UDA delivered 2017 & 2018



Month	Adjusted Scheduled Activity (UDA)	
	2017	2018
April	103	141
May	206	297
June	248	297
July	485	476
August	633	614
September	815	749
October	1,022	831
November	1,154	967
December	1,337	992
January	1,463	
February	1,574	
March	1,720	
April	1,749	
May	1,751	
June	1,751	

QUALITY

	Quantity	Base Number	Contract	AT	Region	England
% of FP17s for the same patient ID Re-attending within 3 months - Children	12	132	9.1%	9.9%	11.8%	12.0%
% of FP17s for the same patient ID Re-attending within 3 months - Adults	62	288	21.5%	14.1%	15.3%	15.9%
% of FP17s for the same patient ID Re-attending between 3 & 9 months - Children	55	132	41.7%	60.8%	59.1%	58.0%
% of FP17s for the same patient ID Re-attending between 3 & 9 months - Adults	86	288	29.9%	52.9%	51.5%	50.5%
% of FP17s for Band 1 Urgent Courses	37	406	9.1%	7.2%	8.0%	9.0%
% of FP17s Relating to Free Repair or Replacements	5	406	1.2%	0.8%	0.8%	0.8%
% of FP17s Relating to Continuations	11	406	2.7%	1.1%	1.1%	1.1%
% of Patients satisfied with the dentistry they have received	0	0	N/A	91.6%	91.6%	91.5%
% of Patients satisfied with the time they had to wait for an appointment	0	0	N/A	86.9%	88.3%	87.9%

* This is based on patients treated on this contract for their most recent course of treatment. Figures in italics indicate the base number of FP17s or Patient Questionnaire responses are less than 100. N/A is shown where the base number of responses is less than 10 during the period. % is calculated as Quantity/Base number*100

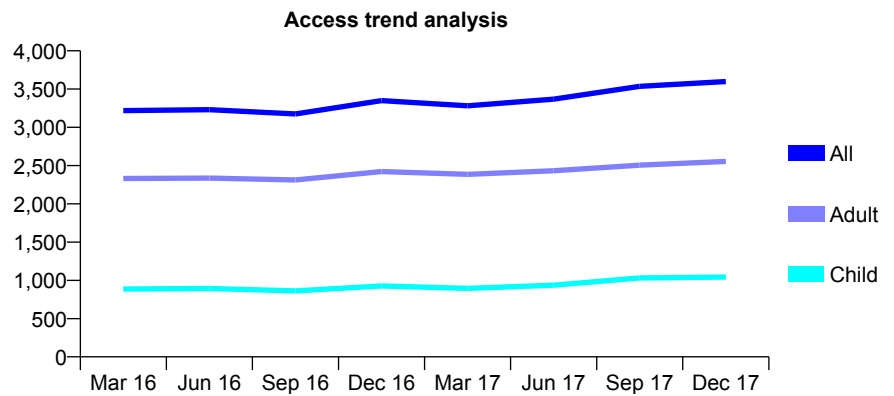
Q59 - Vital Signs At a Glance Contract Report for 570230/0002 - December 2017

Name or company name	MR RM ALLEN
Contract type name	GDS Contract
Purpose of contract	General and Orthodontic
Contract start date	01/04/2006
Contract end date	

17/18 Contracted general activity (UDA)	9,599
Carry forward general activity (UDA)	-155
17/18 Contracted orthodontic activity (UOA)	380
Carry forward orthodontic activity (UOA)	0
Baseline contract value	£276,165.46

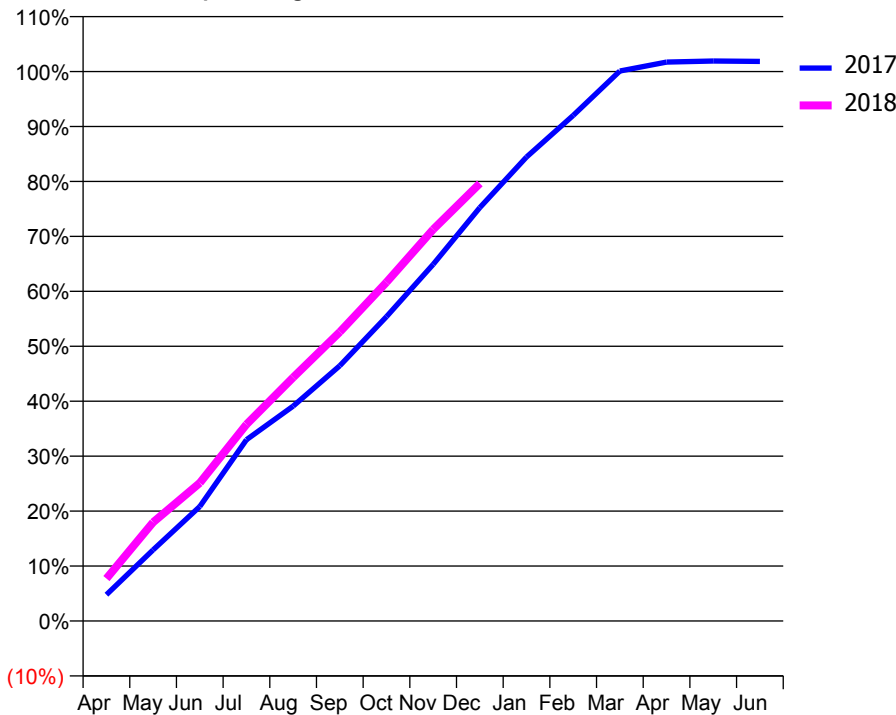
ACCESS*

Patients seen in 24 months	Total	Change since previous quarter
Quarter ending December 2016	3,349	
Quarter ending March 2017	3,281	↓
Quarter ending June 2017	3,369	↑
Quarter ending September 2017	3,536	↑
Quarter ending December 2017	3,599	→
Variance since December 2016	7.5%	↑



ACTIVITY

Cumulative percentage of contracted UDA delivered 2017 & 2018



Month	Adjusted Scheduled Activity (UDA)	
	2017	2018
April	420	741
May	1,135	1,724
June	1,827	2,413
July	2,891	3,434
August	3,428	4,255
September	4,071	5,048
October	4,855	5,918
November	5,688	6,841
December	6,595	7,644
January	7,401	
February	8,064	
March	8,773	
April	8,915	
May	8,933	
June	8,927	

QUALITY

	Quantity	Base Number	Contract	AT	Region	England
% of FP17s for the same patient ID Re-attending within 3 months - Children	162	1,389	11.7%	9.9%	11.8%	12.0%
% of FP17s for the same patient ID Re-attending within 3 months - Adults	315	2,540	12.4%	14.1%	15.3%	15.9%
% of FP17s for the same patient ID Re-attending between 3 & 9 months - Children	798	1,389	57.5%	60.8%	59.1%	58.0%
% of FP17s for the same patient ID Re-attending between 3 & 9 months - Adults	1,101	2,540	43.3%	52.9%	51.5%	50.5%
% of FP17s for Band 1 Urgent Courses	344	3,819	9.0%	7.2%	8.0%	9.0%
% of FP17s Relating to Free Repair or Replacements	60	3,819	1.6%	0.8%	0.8%	0.8%
% of FP17s Relating to Continuations	0	3,819	0.0%	1.1%	1.1%	1.1%
% of Patients satisfied with the dentistry they have received	5	5	N/A	91.6%	91.6%	91.5%
% of Patients satisfied with the time they had to wait for an appointment	5	5	N/A	86.9%	88.3%	87.9%

* This is based on patients treated on this contract for their most recent course of treatment. Figures in italics indicate the base number of FP17s or Patient Questionnaire responses are less than 100. N/A is shown where the base number of responses is less than 10 during the period. % is calculated as Quantity/Base number*100

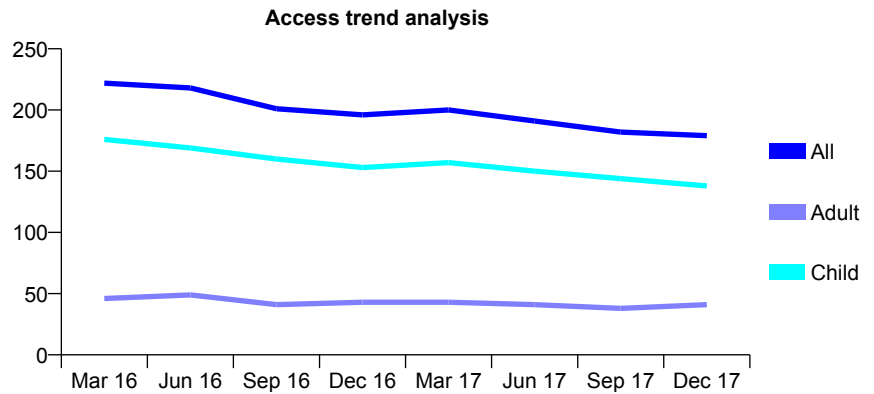
Q59 - Vital Signs At a Glance Contract Report for 572845/0001 - December 2017

Name or company name	MR PH WILLIAMS
Contract type name	GDS Contract
Purpose of contract	General
Contract start date	01/04/2006
Contract end date	

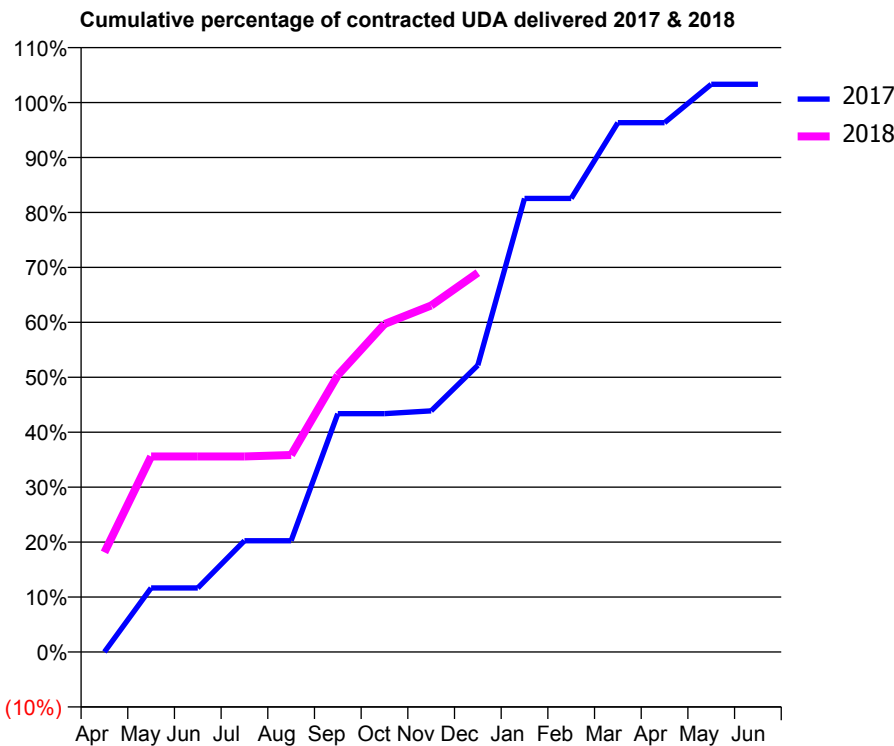
17/18 Contracted general activity (UDA)	386
Carry forward general activity (UDA)	-70
17/18 Contracted orthodontic activity (UOA)	0
Carry forward orthodontic activity (UOA)	0
Baseline contract value	£10,458.03

ACCESS*

Patients seen in 24 months	Total	Change since previous quarter
Quarter ending December 2016	196	
Quarter ending March 2017	200	↑
Quarter ending June 2017	191	↓
Quarter ending September 2017	182	↓
Quarter ending December 2017	179	↓
Variance since December 2016	(8.7%)	↓



ACTIVITY



Month	Adjusted Scheduled Activity (UDA)	
	2017	2018
April	0	70
May	45	137
June	45	137
July	78	137
August	78	138
September	167	194
October	167	230
November	169	243
December	201	266
January	319	
February	319	
March	372	
April	372	
May	399	
June	399	

QUALITY

	Quantity	Base Number	Contract	AT	Region	England
% of FP17s for the same patient ID Re-attending within 3 months - Children	4	154	2.6%	9.9%	11.8%	12.0%
% of FP17s for the same patient ID Re-attending within 3 months - Adults	6	40	15.0%	14.1%	15.3%	15.9%
% of FP17s for the same patient ID Re-attending between 3 & 9 months - Children	106	154	68.8%	60.8%	59.1%	58.0%
% of FP17s for the same patient ID Re-attending between 3 & 9 months - Adults	25	40	62.5%	52.9%	51.5%	50.5%
% of FP17s for Band 1 Urgent Courses	2	173	1.2%	7.2%	8.0%	9.0%
% of FP17s Relating to Free Repair or Replacements	0	173	0.0%	0.8%	0.8%	0.8%
% of FP17s Relating to Continuations	1	173	0.6%	1.1%	1.1%	1.1%
% of Patients satisfied with the dentistry they have received	0	0	N/A	91.6%	91.6%	91.5%
% of Patients satisfied with the time they had to wait for an appointment	0	0	N/A	86.9%	88.3%	87.9%

* This is based on patients treated on this contract for their most recent course of treatment. Figures in italics indicate the base number of FP17s or Patient Questionnaire responses are less than 100. N/A is shown where the base number of responses is less than 10 during the period. % is calculated as Quantity/Base number*100

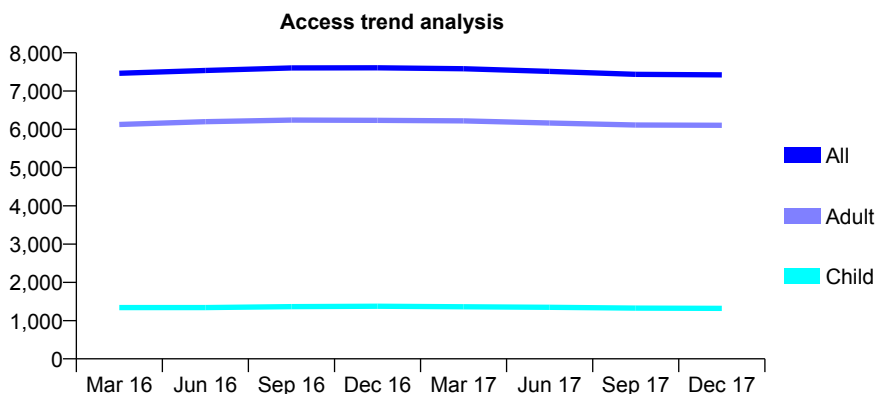
Q59 - Vital Signs At a Glance Contract Report for 573477/0001 - December 2017

Name or company name	MR TW POWELL
Contract type name	GDS Contract
Purpose of contract	General and Orthodontic
Contract start date	01/04/2006
Contract end date	

17/18 Contracted general activity (UDA)	23,922
Carry forward general activity (UDA)	0
17/18 Contracted orthodontic activity (UOA)	210
Carry forward orthodontic activity (UOA)	0
Baseline contract value	£601,399.01

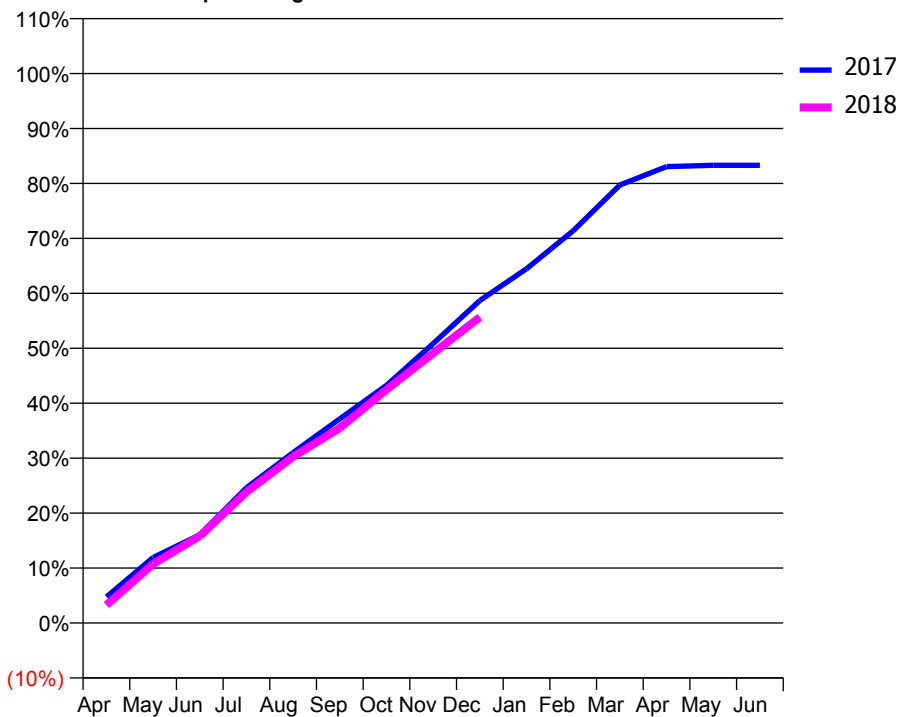
ACCESS*

Patients seen in 24 months	Total	Change since previous quarter
Quarter ending December 2016	7,609	
Quarter ending March 2017	7,582	→
Quarter ending June 2017	7,513	→
Quarter ending September 2017	7,438	→
Quarter ending December 2017	7,423	→
Variance since December 2016	(2.4%)	↓



ACTIVITY

Cumulative percentage of contracted UDA delivered 2017 & 2018



Month	Adjusted Scheduled Activity (UDA)	
	2017	2018
April	1,160	789
May	2,921	2,577
June	3,933	3,785
July	6,026	5,705
August	7,594	7,243
September	9,099	8,492
October	10,593	10,163
November	12,449	11,745
December	14,368	13,313
January	15,785	
February	17,479	
March	19,514	
April	20,337	
May	20,395	
June	20,395	

QUALITY

	Quantity	Base Number	Contract	AT	Region	England
% of FP17s for the same patient ID Re-attending within 3 months - Children	102	1,234	8.3%	9.9%	11.8%	12.0%
% of FP17s for the same patient ID Re-attending within 3 months - Adults	1,592	6,293	25.3%	14.1%	15.3%	15.9%
% of FP17s for the same patient ID Re-attending between 3 & 9 months - Children	618	1,234	50.1%	60.8%	59.1%	58.0%
% of FP17s for the same patient ID Re-attending between 3 & 9 months - Adults	1,920	6,293	30.5%	52.9%	51.5%	50.5%
% of FP17s for Band 1 Urgent Courses	707	7,093	10.0%	7.2%	8.0%	9.0%
% of FP17s Relating to Free Repair or Replacements	373	7,093	5.3%	0.8%	0.8%	0.8%
% of FP17s Relating to Continuations	258	7,093	3.6%	1.1%	1.1%	1.1%
% of Patients satisfied with the dentistry they have received	20	22	90.9%	91.6%	91.6%	91.5%
% of Patients satisfied with the time they had to wait for an appointment	20	22	90.9%	86.9%	88.3%	87.9%

* This is based on patients treated on this contract for their most recent course of treatment. Figures in italics indicate the base number of FP17s or Patient Questionnaire responses are less than 100. N/A is shown where the base number of responses is less than 10 during the period. % is calculated as Quantity/Base number*100

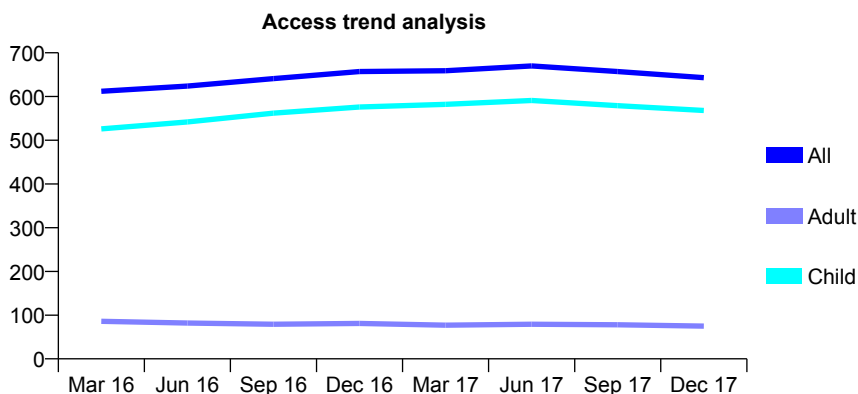
Q59 - Vital Signs At a Glance Contract Report for 575763/0001 - December 2017

Name or company name	MR GF CLARK
Contract type name	GDS Contract
Purpose of contract	General
Contract start date	01/04/2006
Contract end date	

17/18 Contracted general activity (UDA)	1,300
Carry forward general activity (UDA)	-26
17/18 Contracted orthodontic activity (UOA)	0
Carry forward orthodontic activity (UOA)	0
Baseline contract value	£29,885.68

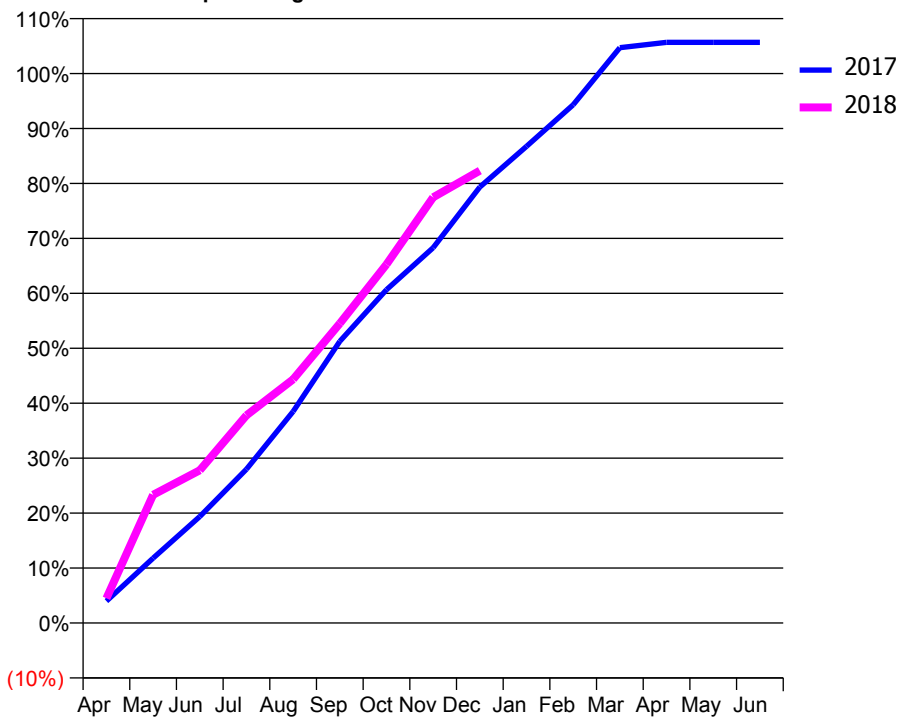
ACCESS*

Patients seen in 24 months	Total	Change since previous quarter
Quarter ending December 2016	657	
Quarter ending March 2017	659	→
Quarter ending June 2017	670	→
Quarter ending September 2017	657	↓
Quarter ending December 2017	643	↓
Variance since December 2016	(2.1%)	↓



ACTIVITY

Cumulative percentage of contracted UDA delivered 2017 & 2018



Month	Adjusted Scheduled Activity (UDA)	
	2017	2018
April	52	59
May	153	303
June	252	361
July	364	491
August	501	577
September	666	709
October	789	849
November	888	1,007
December	1,031	1,070
January	1,128	
February	1,226	
March	1,361	
April	1,374	
May	1,374	
June	1,374	

QUALITY

	Quantity	Base Number	Contract	AT	Region	England
% of FP17s for the same patient ID Re-attending within 3 months - Children	39	706	5.5%	9.9%	11.8%	12.0%
% of FP17s for the same patient ID Re-attending within 3 months - Adults	0	27	0.0%	14.1%	15.3%	15.9%
% of FP17s for the same patient ID Re-attending between 3 & 9 months - Children	476	706	67.4%	60.8%	59.1%	58.0%
% of FP17s for the same patient ID Re-attending between 3 & 9 months - Adults	19	27	70.4%	52.9%	51.5%	50.5%
% of FP17s for Band 1 Urgent Courses	26	727	3.6%	7.2%	8.0%	9.0%
% of FP17s Relating to Free Repair or Replacements	0	727	0.0%	0.8%	0.8%	0.8%
% of FP17s Relating to Continuations	0	727	0.0%	1.1%	1.1%	1.1%
% of Patients satisfied with the dentistry they have received	0	0	N/A	91.6%	91.6%	91.5%
% of Patients satisfied with the time they had to wait for an appointment	0	0	N/A	86.9%	88.3%	87.9%

* This is based on patients treated on this contract for their most recent course of treatment. Figures in italics indicate the base number of FP17s or Patient Questionnaire responses are less than 100. N/A is shown where the base number of responses is less than 10 during the period. % is calculated as Quantity/Base number*100

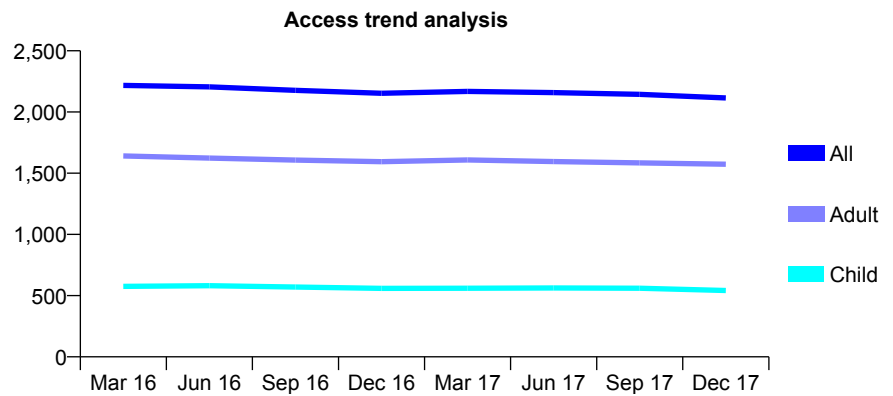
Q59 - Vital Signs At a Glance Contract Report for 620521/0001 - December 2017

Name or company name	MR RJ LAMBERT
Contract type name	GDS Contract
Purpose of contract	General
Contract start date	01/04/2006
Contract end date	

17/18 Contracted general activity (UDA)	5,900
Carry forward general activity (UDA)	-24
17/18 Contracted orthodontic activity (UOA)	0
Carry forward orthodontic activity (UOA)	0
Baseline contract value	£128,030.17

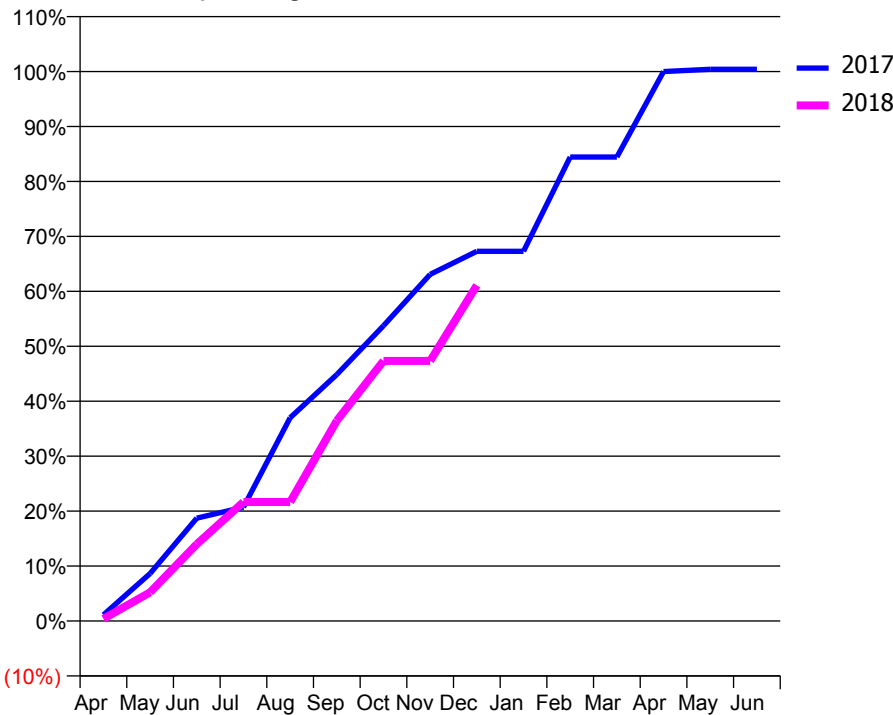
ACCESS*

Patients seen in 24 months	Total	Change since previous quarter
Quarter ending December 2016	2,153	
Quarter ending March 2017	2,168	→
Quarter ending June 2017	2,158	→
Quarter ending September 2017	2,144	→
Quarter ending December 2017	2,115	↓
Variance since December 2016	(1.8%)	↓



ACTIVITY

Cumulative percentage of contracted UDA delivered 2017 & 2018



Month	Adjusted Scheduled Activity (UDA)	
	2017	2018
April	67	24
May	511	309
June	1,105	826
July	1,221	1,277
August	2,183	1,277
September	2,647	2,152
October	3,170	2,793
November	3,721	2,793
December	3,970	3,604
January	3,970	
February	4,982	
March	4,982	
April	5,900	
May	5,924	
June	5,924	

QUALITY

	Quantity	Base Number	Contract	AT	Region	England
% of FP17s for the same patient ID Re-attending within 3 months - Children	41	861	4.8%	9.9%	11.8%	12.0%
% of FP17s for the same patient ID Re-attending within 3 months - Adults	208	2,011	10.3%	14.1%	15.3%	15.9%
% of FP17s for the same patient ID Re-attending between 3 & 9 months - Children	665	861	77.2%	60.8%	59.1%	58.0%
% of FP17s for the same patient ID Re-attending between 3 & 9 months - Adults	1,278	2,011	63.6%	52.9%	51.5%	50.5%
% of FP17s for Band 1 Urgent Courses	93	2,300	4.0%	7.2%	8.0%	9.0%
% of FP17s Relating to Free Repair or Replacements	14	2,300	0.6%	0.8%	0.8%	0.8%
% of FP17s Relating to Continuations	1	2,300	0.0%	1.1%	1.1%	1.1%
% of Patients satisfied with the dentistry they have received	9	9	N/A	91.6%	91.6%	91.5%
% of Patients satisfied with the time they had to wait for an appointment	9	9	N/A	86.9%	88.3%	87.9%

* This is based on patients treated on this contract for their most recent course of treatment. Figures in italics indicate the base number of FP17s or Patient Questionnaire responses are less than 100. N/A is shown where the base number of responses is less than 10 during the period. % is calculated as Quantity/Base number*100

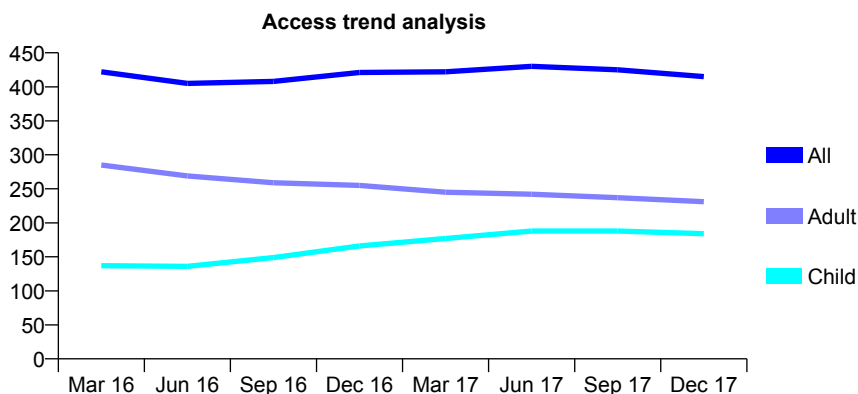
Q59 - Vital Signs At a Glance Contract Report for 628360/0002 - December 2017

Name or company name	MR R JETHWA
Contract type name	GDS Contract
Purpose of contract	General
Contract start date	03/03/2009
Contract end date	

17/18 Contracted general activity (UDA)	1,072
Carry forward general activity (UDA)	-11
17/18 Contracted orthodontic activity (UOA)	0
Carry forward orthodontic activity (UOA)	0
Baseline contract value	£22,072.60

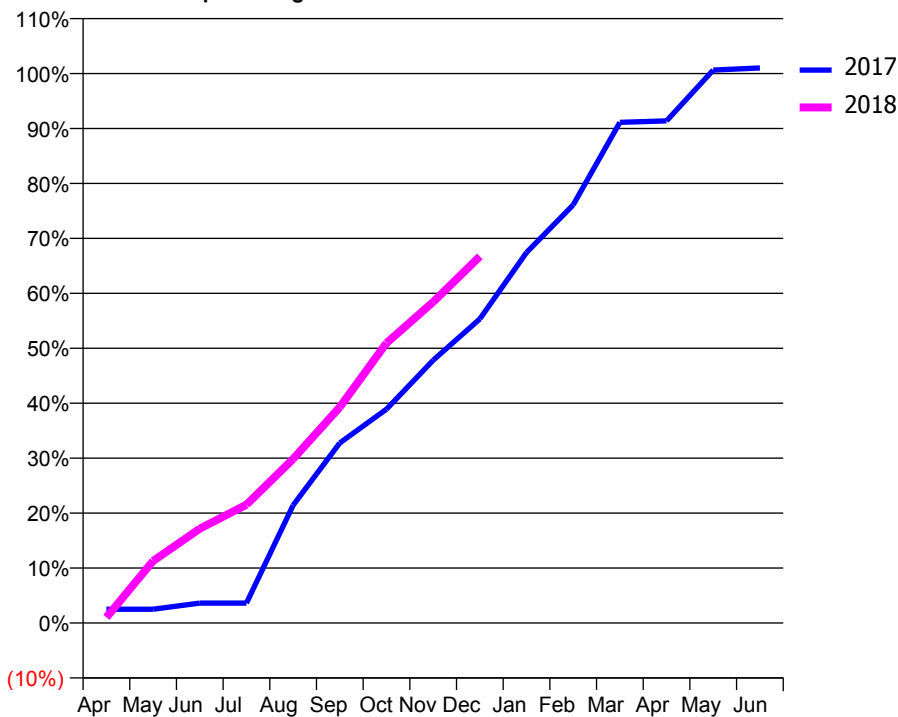
ACCESS*

Patients seen in 24 months	Total	Change since previous quarter
Quarter ending December 2016	421	
Quarter ending March 2017	422	→
Quarter ending June 2017	430	→
Quarter ending September 2017	425	↓
Quarter ending December 2017	415	↓
Variance since December 2016	(1.4%)	↓



ACTIVITY

Cumulative percentage of contracted UDA delivered 2017 & 2018



Month	Adjusted Scheduled Activity (UDA)	
	2017	2018
April	27	11
May	27	121
June	39	184
July	39	231
August	230	320
September	351	421
October	417	546
November	513	626
December	593	715
January	723	
February	816	
March	977	
April	980	
May	1,079	
June	1,083	

QUALITY

	Quantity	Base Number	Contract	AT	Region	England
% of FP17s for the same patient ID Re-attending within 3 months - Children	15	197	7.6%	9.9%	11.8%	12.0%
% of FP17s for the same patient ID Re-attending within 3 months - Adults	29	212	13.7%	14.1%	15.3%	15.9%
% of FP17s for the same patient ID Re-attending between 3 & 9 months - Children	109	197	55.3%	60.8%	59.1%	58.0%
% of FP17s for the same patient ID Re-attending between 3 & 9 months - Adults	121	212	57.1%	52.9%	51.5%	50.5%
% of FP17s for Band 1 Urgent Courses	1	361	0.3%	7.2%	8.0%	9.0%
% of FP17s Relating to Free Repair or Replacements	8	361	2.2%	0.8%	0.8%	0.8%
% of FP17s Relating to Continuations	0	361	0.0%	1.1%	1.1%	1.1%
% of Patients satisfied with the dentistry they have received	0	0	N/A	91.6%	91.6%	91.5%
% of Patients satisfied with the time they had to wait for an appointment	0	0	N/A	86.9%	88.3%	87.9%

* This is based on patients treated on this contract for their most recent course of treatment. Figures in italics indicate the base number of FP17s or Patient Questionnaire responses are less than 100. N/A is shown where the base number of responses is less than 10 during the period. % is calculated as Quantity/Base number*100

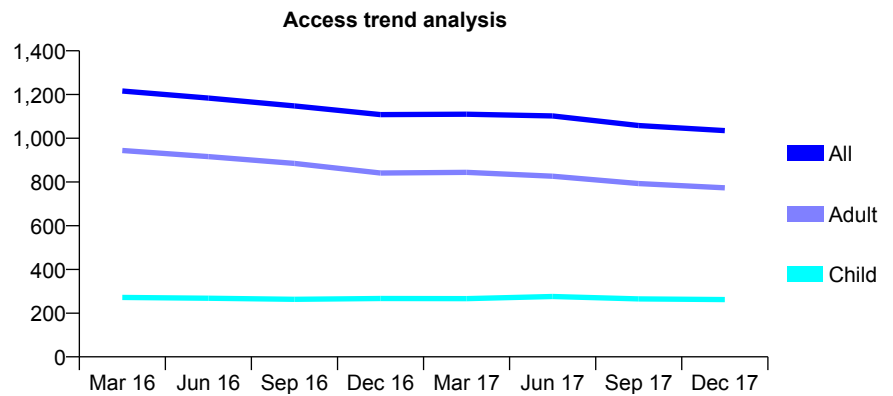
Q59 - Vital Signs At a Glance Contract Report for 628751/0002 - December 2017

Name or company name	MR JS SIAN
Contract type name	GDS Contract
Purpose of contract	General
Contract start date	02/06/2009
Contract end date	

17/18 Contracted general activity (UDA)	2,609
Carry forward general activity (UDA)	-42
17/18 Contracted orthodontic activity (UOA)	0
Carry forward orthodontic activity (UOA)	0
Baseline contract value	£65,498.80

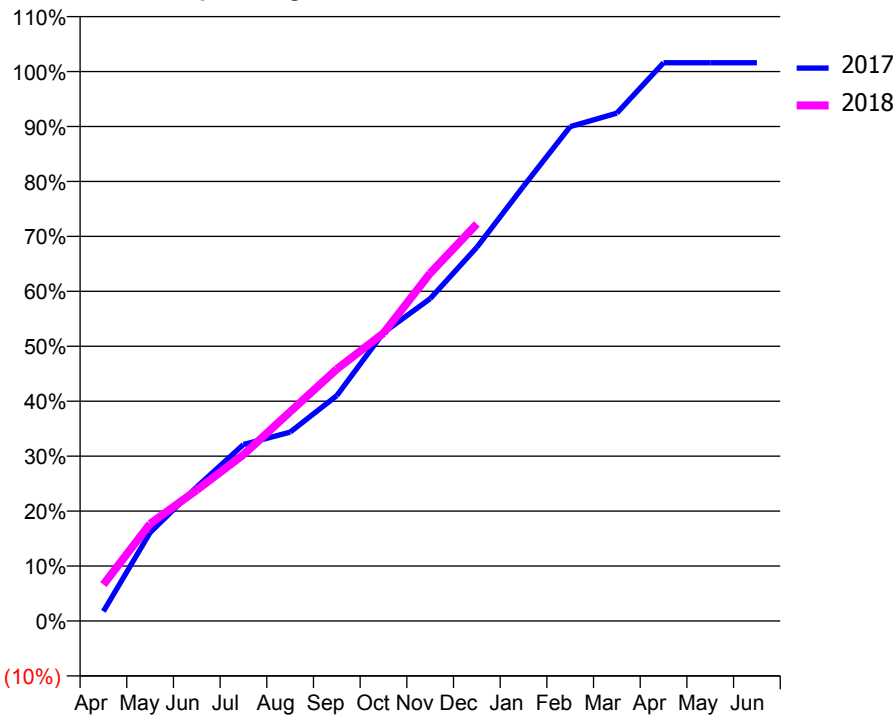
ACCESS*

Patients seen in 24 months	Total	Change since previous quarter
Quarter ending December 2016	1,108	
Quarter ending March 2017	1,110	→
Quarter ending June 2017	1,102	→
Quarter ending September 2017	1,058	↓
Quarter ending December 2017	1,035	↓
Variance since December 2016	(6.6%)	↓



ACTIVITY

Cumulative percentage of contracted UDA delivered 2017 & 2018



Month	Adjusted Scheduled Activity (UDA)	
	2017	2018
April	46	173
May	420	462
June	637	622
July	838	790
August	897	993
September	1,070	1,197
October	1,369	1,367
November	1,531	1,652
December	1,774	1,885
January	2,064	
February	2,347	
March	2,411	
April	2,651	
May	2,651	
June	2,651	

QUALITY

	Quantity	Base Number	Contract	AT	Region	England
% of FP17s for the same patient ID Re-attending within 3 months - Children	4	200	2.0%	9.9%	11.8%	12.0%
% of FP17s for the same patient ID Re-attending within 3 months - Adults	39	589	6.6%	14.1%	15.3%	15.9%
% of FP17s for the same patient ID Re-attending between 3 & 9 months - Children	97	200	48.5%	60.8%	59.1%	58.0%
% of FP17s for the same patient ID Re-attending between 3 & 9 months - Adults	232	589	39.4%	52.9%	51.5%	50.5%
% of FP17s for Band 1 Urgent Courses	20	737	2.7%	7.2%	8.0%	9.0%
% of FP17s Relating to Free Repair or Replacements	0	737	0.0%	0.8%	0.8%	0.8%
% of FP17s Relating to Continuations	5	737	0.7%	1.1%	1.1%	1.1%
% of Patients satisfied with the dentistry they have received	4	4	N/A	91.6%	91.6%	91.5%
% of Patients satisfied with the time they had to wait for an appointment	3	4	N/A	86.9%	88.3%	87.9%

* This is based on patients treated on this contract for their most recent course of treatment. Figures in italics indicate the base number of FP17s or Patient Questionnaire responses are less than 100. N/A is shown where the base number of responses is less than 10 during the period. % is calculated as Quantity/Base number*100

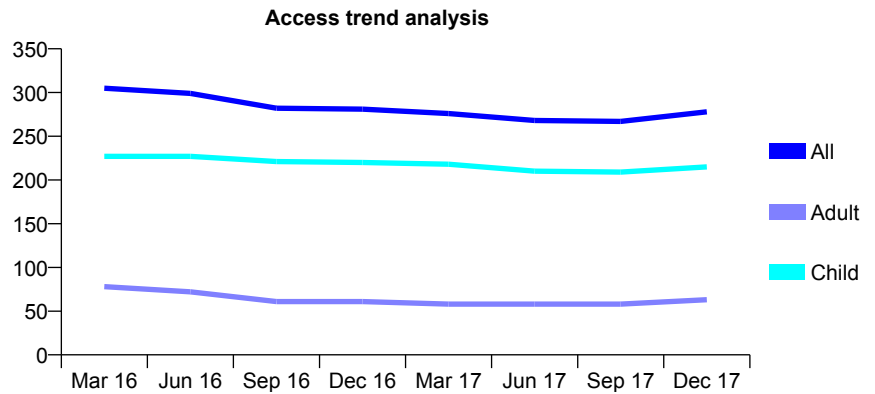
Q59 - Vital Signs At a Glance Contract Report for 630772/0001 - December 2017

Name or company name	MR CJ STORRY
Contract type name	GDS Contract
Purpose of contract	General
Contract start date	01/04/2006
Contract end date	

17/18 Contracted general activity (UDA)	550
Carry forward general activity (UDA)	0
17/18 Contracted orthodontic activity (UOA)	0
Carry forward orthodontic activity (UOA)	0
Baseline contract value	£12,269.54

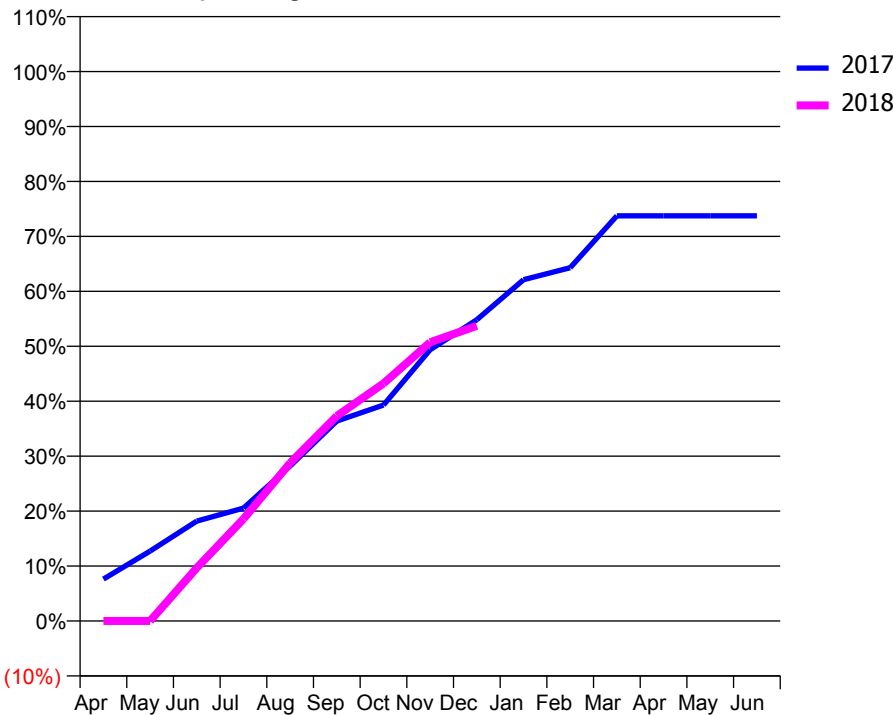
ACCESS*

Patients seen in 24 months	Total	Change since previous quarter
Quarter ending December 2016	281	
Quarter ending March 2017	276	↓
Quarter ending June 2017	268	↓
Quarter ending September 2017	267	→
Quarter ending December 2017	278	↑
Variance since December 2016	(1.1%)	↓



ACTIVITY

Cumulative percentage of contracted UDA delivered 2017 & 2018



Month	Adjusted Scheduled Activity (UDA)	
	2017	2018
April	42	0
May	70	0
June	100	53
July	113	102
August	155	158
September	200	205
October	216	238
November	272	279
December	302	295
January	342	
February	354	
March	406	
April	406	
May	406	
June	406	

QUALITY

	Quantity	Base Number	Contract	AT	Region	England
% of FP17s for the same patient ID Re-attending within 3 months - Children	10	206	4.9%	9.9%	11.8%	12.0%
% of FP17s for the same patient ID Re-attending within 3 months - Adults	2	41	4.9%	14.1%	15.3%	15.9%
% of FP17s for the same patient ID Re-attending between 3 & 9 months - Children	103	206	50.0%	60.8%	59.1%	58.0%
% of FP17s for the same patient ID Re-attending between 3 & 9 months - Adults	17	41	41.5%	52.9%	51.5%	50.5%
% of FP17s for Band 1 Urgent Courses	6	247	2.4%	7.2%	8.0%	9.0%
% of FP17s Relating to Free Repair or Replacements	0	247	0.0%	0.8%	0.8%	0.8%
% of FP17s Relating to Continuations	0	247	0.0%	1.1%	1.1%	1.1%
% of Patients satisfied with the dentistry they have received	0	0	N/A	91.6%	91.6%	91.5%
% of Patients satisfied with the time they had to wait for an appointment	0	0	N/A	86.9%	88.3%	87.9%

* This is based on patients treated on this contract for their most recent course of treatment. Figures in italics indicate the base number of FP17s or Patient Questionnaire responses are less than 100. N/A is shown where the base number of responses is less than 10 during the period. % is calculated as Quantity/Base number*100

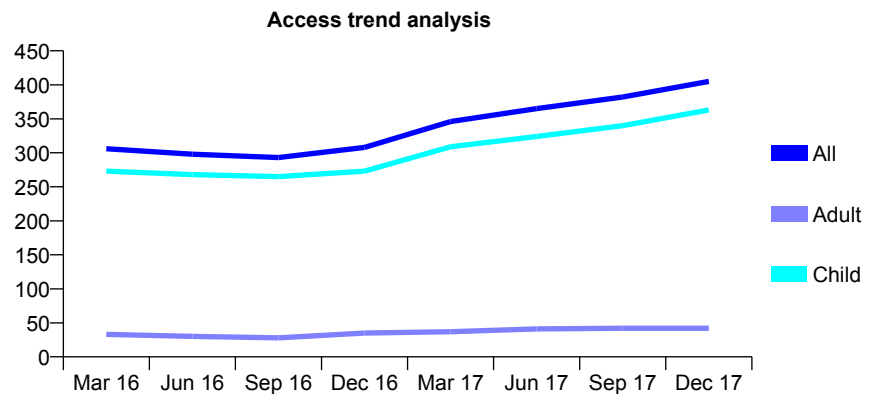
Q59 - Vital Signs At a Glance Contract Report for 651761/0001 - December 2017

Name or company name	Mr S Kotecha and Mrs L Kotecha
Contract type name	GDS Contract
Purpose of contract	General
Contract start date	01/04/2006
Contract end date	

17/18 Contracted general activity (UDA)	796
Carry forward general activity (UDA)	-16
17/18 Contracted orthodontic activity (UOA)	0
Carry forward orthodontic activity (UOA)	0
Baseline contract value	£19,940.85

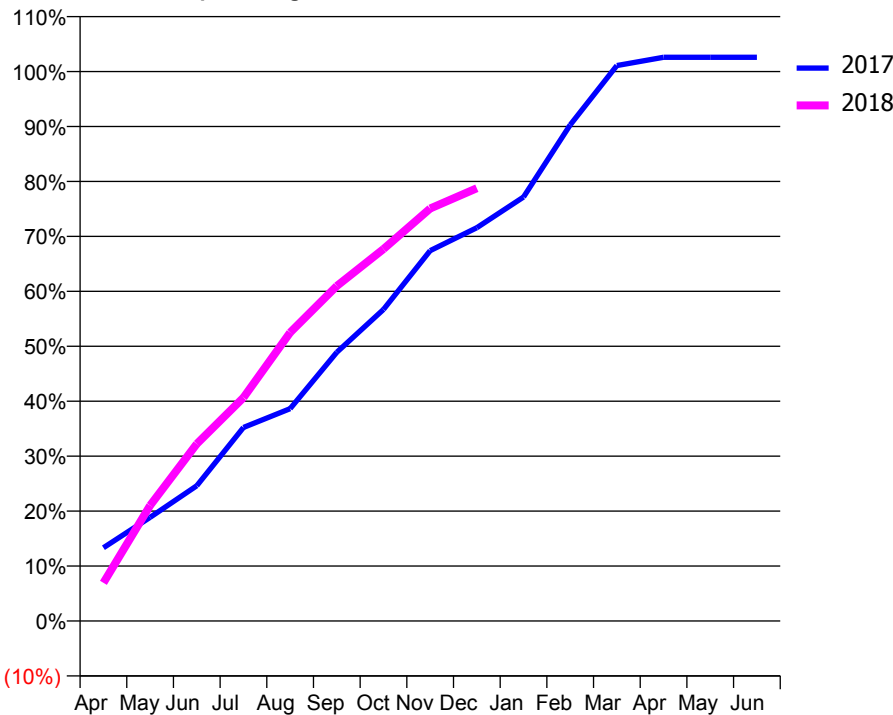
ACCESS*

Patients seen in 24 months	Total	Change since previous quarter
Quarter ending December 2016	308	
Quarter ending March 2017	346	↑
Quarter ending June 2017	365	↑
Quarter ending September 2017	382	↑
Quarter ending December 2017	405	↑
Variance since December 2016	31.5%	↑



ACTIVITY

Cumulative percentage of contracted UDA delivered 2017 & 2018



Month	Adjusted Scheduled Activity (UDA)	
	2017	2018
April	106	55
May	150	167
June	196	257
July	280	324
August	308	418
September	389	485
October	451	539
November	537	598
December	570	627
January	614	
February	719	
March	805	
April	817	
May	817	
June	817	

QUALITY

	Quantity	Base Number	Contract	AT	Region	England
% of FP17s for the same patient ID Re-attending within 3 months - Children	25	449	5.6%	9.9%	11.8%	12.0%
% of FP17s for the same patient ID Re-attending within 3 months - Adults	3	24	12.5%	14.1%	15.3%	15.9%
% of FP17s for the same patient ID Re-attending between 3 & 9 months - Children	289	449	64.4%	60.8%	59.1%	58.0%
% of FP17s for the same patient ID Re-attending between 3 & 9 months - Adults	17	24	70.8%	52.9%	51.5%	50.5%
% of FP17s for Band 1 Urgent Courses	15	462	3.2%	7.2%	8.0%	9.0%
% of FP17s Relating to Free Repair or Replacements	0	462	0.0%	0.8%	0.8%	0.8%
% of FP17s Relating to Continuations	0	462	0.0%	1.1%	1.1%	1.1%
% of Patients satisfied with the dentistry they have received	0	0	N/A	91.6%	91.6%	91.5%
% of Patients satisfied with the time they had to wait for an appointment	0	0	N/A	86.9%	88.3%	87.9%

* This is based on patients treated on this contract for their most recent course of treatment. Figures in italics indicate the base number of FP17s or Patient Questionnaire responses are less than 100. N/A is shown where the base number of responses is less than 10 during the period. % is calculated as Quantity/Base number*100

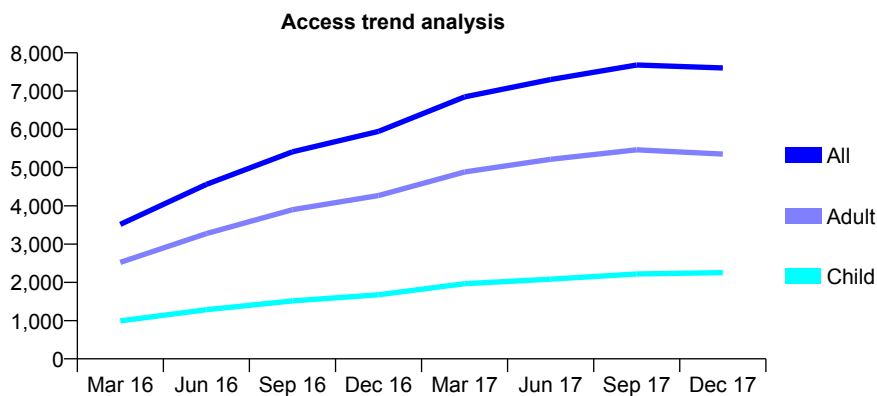
Q59 - Vital Signs At a Glance Contract Report for 654353/0002 - December 2017

Name or company name	MR S CHANDARANA
Contract type name	GDS Contract
Purpose of contract	General
Contract start date	01/10/2015
Contract end date	

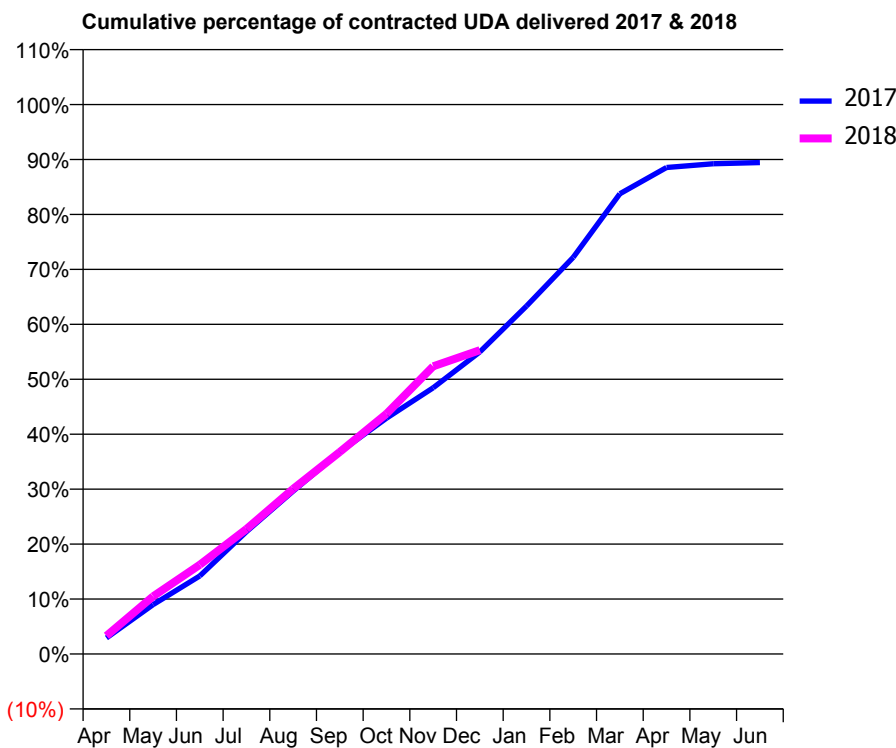
17/18 Contracted general activity (UDA)	24,983
Carry forward general activity (UDA)	0
17/18 Contracted orthodontic activity (UOA)	0
Carry forward orthodontic activity (UOA)	0
Baseline contract value	£597,346.16

ACCESS*

Patients seen in 24 months	Total	Change since previous quarter
Quarter ending December 2016	5,944	
Quarter ending March 2017	6,849	↑
Quarter ending June 2017	7,302	↑
Quarter ending September 2017	7,682	↑
Quarter ending December 2017	7,606	→
Variance since December 2016	28.0%	↑



ACTIVITY



Month	Adjusted Scheduled Activity (UDA)	
	2017	2018
April	729	830
May	2,248	2,623
June	3,550	4,058
July	5,561	5,684
August	7,406	7,506
September	9,183	9,190
October	10,719	10,919
November	12,103	13,083
December	13,732	13,811
January	15,819	
February	18,032	
March	20,925	
April	22,118	
May	22,288	
June	22,345	

QUALITY

	Quantity	Base Number	Contract	AT	Region	England
% of FP17s for the same patient ID Re-attending within 3 months - Children	154	2,009	7.7%	9.9%	11.8%	12.0%
% of FP17s for the same patient ID Re-attending within 3 months - Adults	502	4,536	11.1%	14.1%	15.3%	15.9%
% of FP17s for the same patient ID Re-attending between 3 & 9 months - Children	917	2,009	45.6%	60.8%	59.1%	58.0%
% of FP17s for the same patient ID Re-attending between 3 & 9 months - Adults	1,948	4,536	42.9%	52.9%	51.5%	50.5%
% of FP17s for Band 1 Urgent Courses	414	6,045	6.8%	7.2%	8.0%	9.0%
% of FP17s Relating to Free Repair or Replacements	21	6,045	0.3%	0.8%	0.8%	0.8%
% of FP17s Relating to Continuations	77	6,045	1.3%	1.1%	1.1%	1.1%
% of Patients satisfied with the dentistry they have received	10	11	90.9%	91.6%	91.6%	91.5%
% of Patients satisfied with the time they had to wait for an appointment	9	11	81.8%	86.9%	88.3%	87.9%

* This is based on patients treated on this contract for their most recent course of treatment. Figures in italics indicate the base number of FP17s or Patient Questionnaire responses are less than 100. N/A is shown where the base number of responses is less than 10 during the period. % is calculated as Quantity/Base number*100

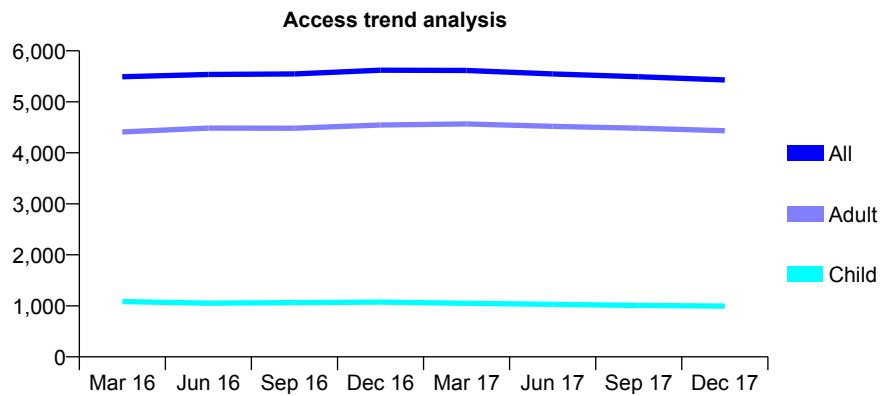
Q59 - Vital Signs At a Glance Contract Report for 678414/0001 - December 2017

Name or company name	MR RN HARTZENBERG
Contract type name	GDS Contract
Purpose of contract	General
Contract start date	01/04/2006
Contract end date	

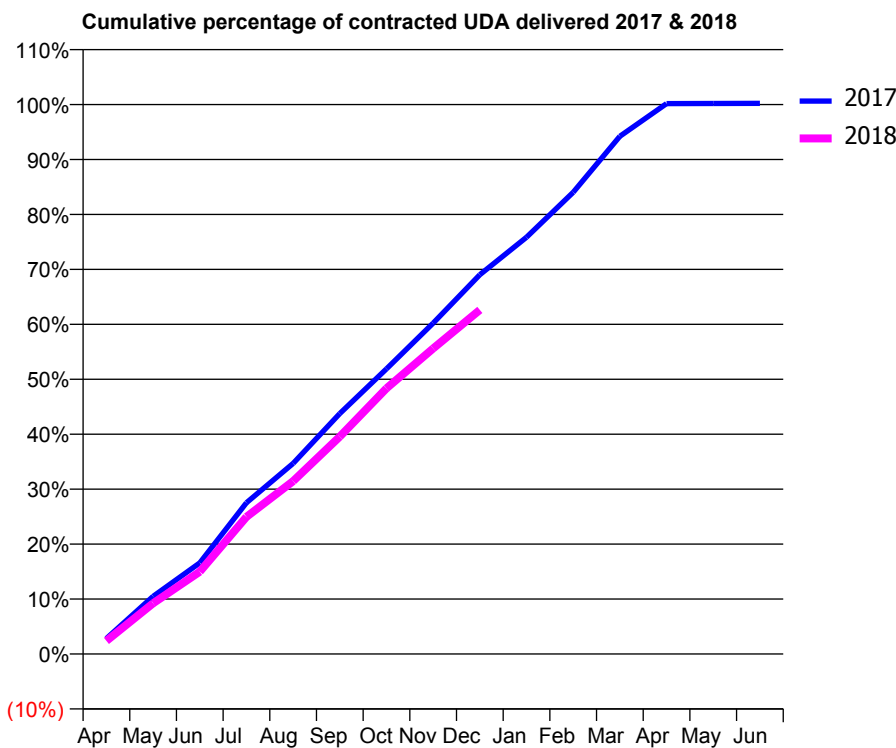
17/18 Contracted general activity (UDA)	20,000
Carry forward general activity (UDA)	-41
17/18 Contracted orthodontic activity (UOA)	0
Carry forward orthodontic activity (UOA)	0
Baseline contract value	£541,973.66

ACCESS*

Patients seen in 24 months	Total	Change since previous quarter
Quarter ending December 2016	5,620	
Quarter ending March 2017	5,614	→
Quarter ending June 2017	5,547	↓
Quarter ending September 2017	5,491	↓
Quarter ending December 2017	5,429	↓
Variance since December 2016	(3.4%)	↓



ACTIVITY



Month	Adjusted Scheduled Activity (UDA)	
	2017	2018
April	568	480
May	2,099	1,849
June	3,315	2,999
July	5,508	4,990
August	6,938	6,295
September	8,755	7,916
October	10,381	9,669
November	12,046	11,121
December	13,804	12,526
January	15,170	
February	16,803	
March	18,843	
April	20,031	
May	20,038	
June	20,041	

QUALITY

	Quantity	Base Number	Contract	AT	Region	England
% of FP17s for the same patient ID Re-attending within 3 months - Children	119	1,188	10.0%	9.9%	11.8%	12.0%
% of FP17s for the same patient ID Re-attending within 3 months - Adults	1,109	5,399	20.5%	14.1%	15.3%	15.9%
% of FP17s for the same patient ID Re-attending between 3 & 9 months - Children	769	1,188	64.7%	60.8%	59.1%	58.0%
% of FP17s for the same patient ID Re-attending between 3 & 9 months - Adults	3,171	5,399	58.7%	52.9%	51.5%	50.5%
% of FP17s for Band 1 Urgent Courses	688	6,239	11.0%	7.2%	8.0%	9.0%
% of FP17s Relating to Free Repair or Replacements	63	6,239	1.0%	0.8%	0.8%	0.8%
% of FP17s Relating to Continuations	246	6,239	3.9%	1.1%	1.1%	1.1%
% of Patients satisfied with the dentistry they have received	10	10	100.0%	91.6%	91.6%	91.5%
% of Patients satisfied with the time they had to wait for an appointment	9	10	90.0%	86.9%	88.3%	87.9%

* This is based on patients treated on this contract for their most recent course of treatment. Figures in italics indicate the base number of FP17s or Patient Questionnaire responses are less than 100. N/A is shown where the base number of responses is less than 10 during the period. % is calculated as Quantity/Base number*100

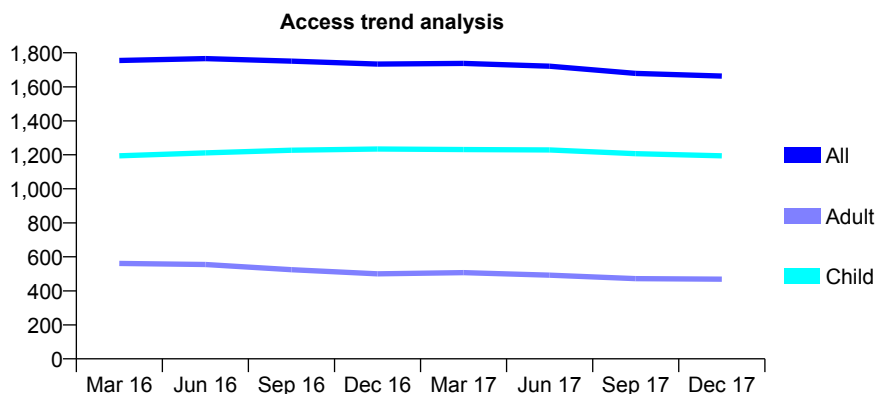
Q59 - Vital Signs At a Glance Contract Report for 684619/0003 - December 2017

Name or company name	MR A CHAMPANERI
Contract type name	GDS Contract
Purpose of contract	General
Contract start date	01/04/2009
Contract end date	

17/18 Contracted general activity (UDA)	3,000
Carry forward general activity (UDA)	-60
17/18 Contracted orthodontic activity (UOA)	0
Carry forward orthodontic activity (UOA)	0
Baseline contract value	£68,774.16

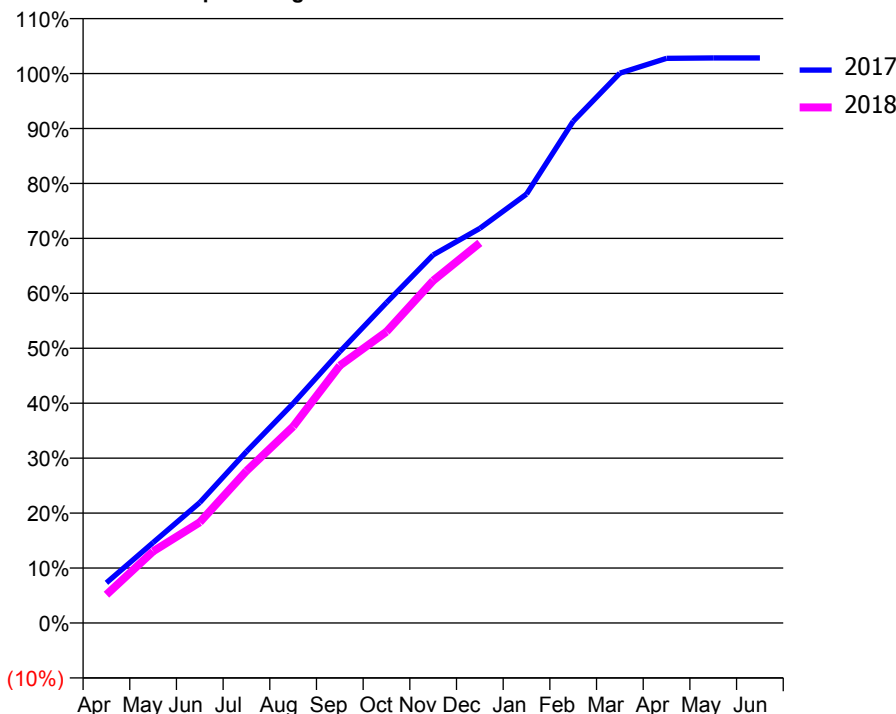
ACCESS*

Patients seen in 24 months	Total	Change since previous quarter
Quarter ending December 2016	1,734	
Quarter ending March 2017	1,738	→
Quarter ending June 2017	1,721	→
Quarter ending September 2017	1,679	↓
Quarter ending December 2017	1,663	→
Variance since December 2016	(4.1%)	↓



ACTIVITY

Cumulative percentage of contracted UDA delivered 2017 & 2018



Month	Adjusted Scheduled Activity (UDA)	
	2017	2018
April	220	154
May	440	391
June	658	550
July	936	830
August	1,199	1,073
September	1,481	1,405
October	1,749	1,591
November	2,010	1,869
December	2,155	2,075
January	2,342	
February	2,739	
March	3,002	
April	3,083	
May	3,085	
June	3,085	

QUALITY

	Quantity	Base Number	Contract	AT	Region	England
% of FP17s for the same patient ID Re-attending within 3 months - Children	84	1,305	6.4%	9.9%	11.8%	12.0%
% of FP17s for the same patient ID Re-attending within 3 months - Adults	86	374	23.0%	14.1%	15.3%	15.9%
% of FP17s for the same patient ID Re-attending between 3 & 9 months - Children	933	1,305	71.5%	60.8%	59.1%	58.0%
% of FP17s for the same patient ID Re-attending between 3 & 9 months - Adults	167	374	44.7%	52.9%	51.5%	50.5%
% of FP17s for Band 1 Urgent Courses	55	1,200	4.6%	7.2%	8.0%	9.0%
% of FP17s Relating to Free Repair or Replacements	0	1,200	0.0%	0.8%	0.8%	0.8%
% of FP17s Relating to Continuations	1	1,200	0.1%	1.1%	1.1%	1.1%
% of Patients satisfied with the dentistry they have received	1	1	N/A	91.6%	91.6%	91.5%
% of Patients satisfied with the time they had to wait for an appointment	1	1	N/A	86.9%	88.3%	87.9%

* This is based on patients treated on this contract for their most recent course of treatment. Figures in italics indicate the base number of FP17s or Patient Questionnaire responses are less than 100. N/A is shown where the base number of responses is less than 10 during the period. % is calculated as Quantity/Base number*100

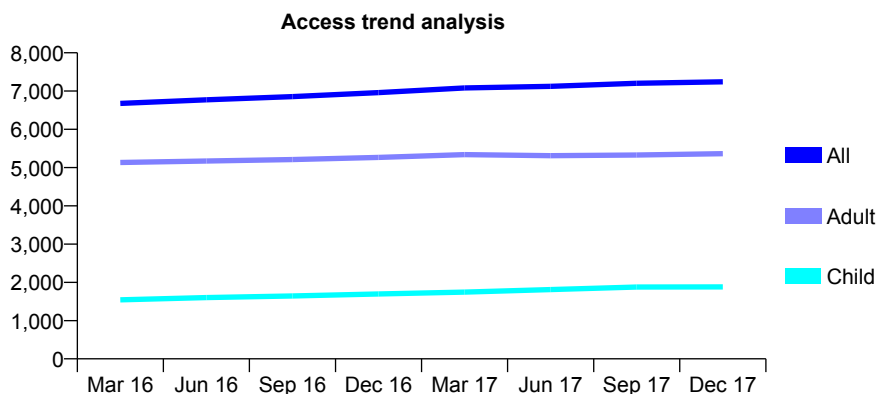
Q59 - Vital Signs At a Glance Contract Report for 690732/0001 - December 2017

Name or company name	MR B PARMAR
Contract type name	GDS Contract
Purpose of contract	General
Contract start date	01/02/2014
Contract end date	

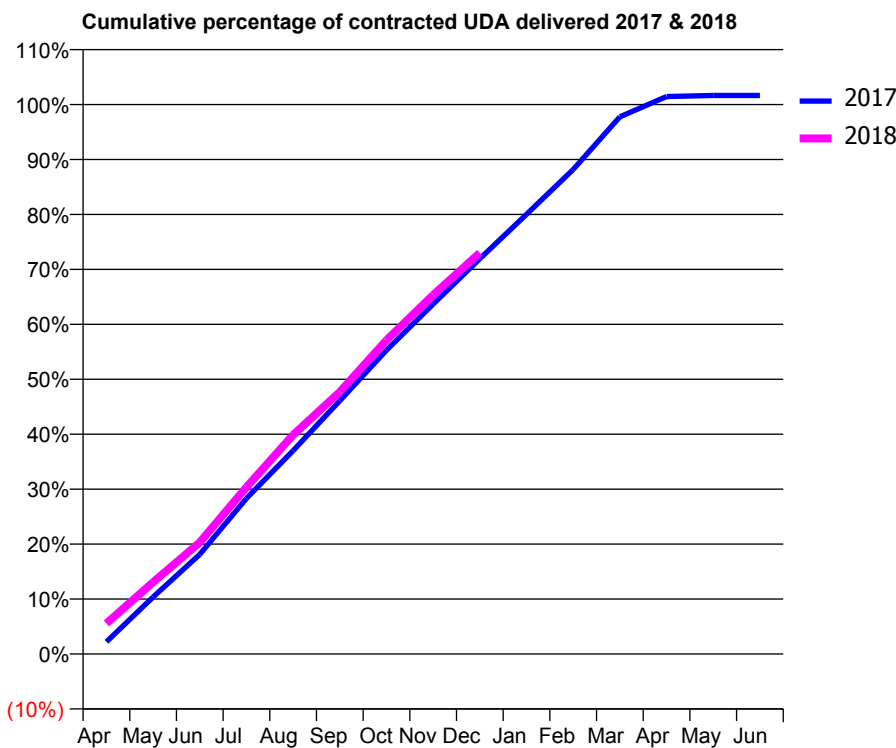
17/18 Contracted general activity (UDA)	18,170
Carry forward general activity (UDA)	-299
17/18 Contracted orthodontic activity (UOA)	0
Carry forward orthodontic activity (UOA)	0
Baseline contract value	£399,528.03

ACCESS*

Patients seen in 24 months	Total	Change since previous quarter
Quarter ending December 2016	6,961	
Quarter ending March 2017	7,082	→
Quarter ending June 2017	7,122	→
Quarter ending September 2017	7,205	→
Quarter ending December 2017	7,241	→
Variance since December 2016	4.0%	↑



ACTIVITY



Month	Adjusted Scheduled Activity (UDA)	
	2017	2018
April	404	1,011
May	1,886	2,374
June	3,297	3,692
July	5,149	5,519
August	6,728	7,248
September	8,377	8,669
October	10,048	10,379
November	11,570	11,872
December	13,072	13,267
January	14,540	
February	16,021	
March	17,765	
April	18,433	
May	18,468	
June	18,469	

QUALITY

	Quantity	Base Number	Contract	AT	Region	England
% of FP17s for the same patient ID Re-attending within 3 months - Children	73	1,628	4.5%	9.9%	11.8%	12.0%
% of FP17s for the same patient ID Re-attending within 3 months - Adults	360	4,417	8.2%	14.1%	15.3%	15.9%
% of FP17s for the same patient ID Re-attending between 3 & 9 months - Children	644	1,628	39.6%	60.8%	59.1%	58.0%
% of FP17s for the same patient ID Re-attending between 3 & 9 months - Adults	1,620	4,417	36.7%	52.9%	51.5%	50.5%
% of FP17s for Band 1 Urgent Courses	240	5,735	4.2%	7.2%	8.0%	9.0%
% of FP17s Relating to Free Repair or Replacements	67	5,735	1.2%	0.8%	0.8%	0.8%
% of FP17s Relating to Continuations	53	5,735	0.9%	1.1%	1.1%	1.1%
% of Patients satisfied with the dentistry they have received	9	9	N/A	91.6%	91.6%	91.5%
% of Patients satisfied with the time they had to wait for an appointment	8	9	N/A	86.9%	88.3%	87.9%

* This is based on patients treated on this contract for their most recent course of treatment. Figures in italics indicate the base number of FP17s or Patient Questionnaire responses are less than 100. N/A is shown where the base number of responses is less than 10 during the period. % is calculated as Quantity/Base number*100

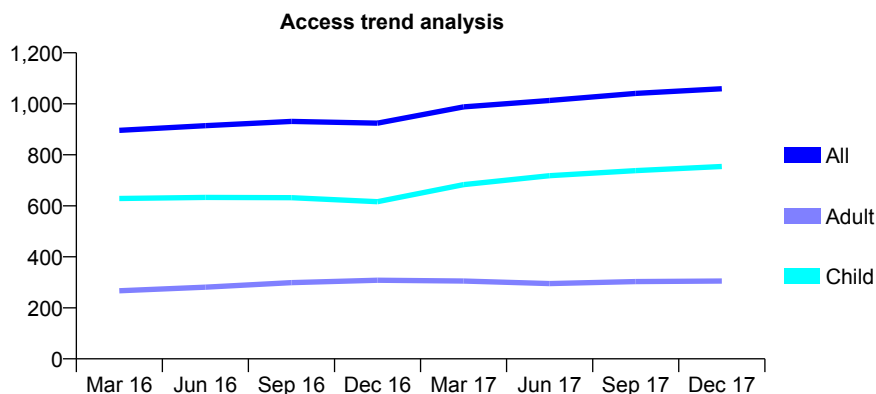
Q59 - Vital Signs At a Glance Contract Report for 690899/0001 - December 2017

Name or company name	MR A MOOSAJEE
Contract type name	GDS Contract
Purpose of contract	General
Contract start date	03/09/2014
Contract end date	

17/18 Contracted general activity (UDA)	2,819
Carry forward general activity (UDA)	0
17/18 Contracted orthodontic activity (UOA)	0
Carry forward orthodontic activity (UOA)	0
Baseline contract value	£61,376.70

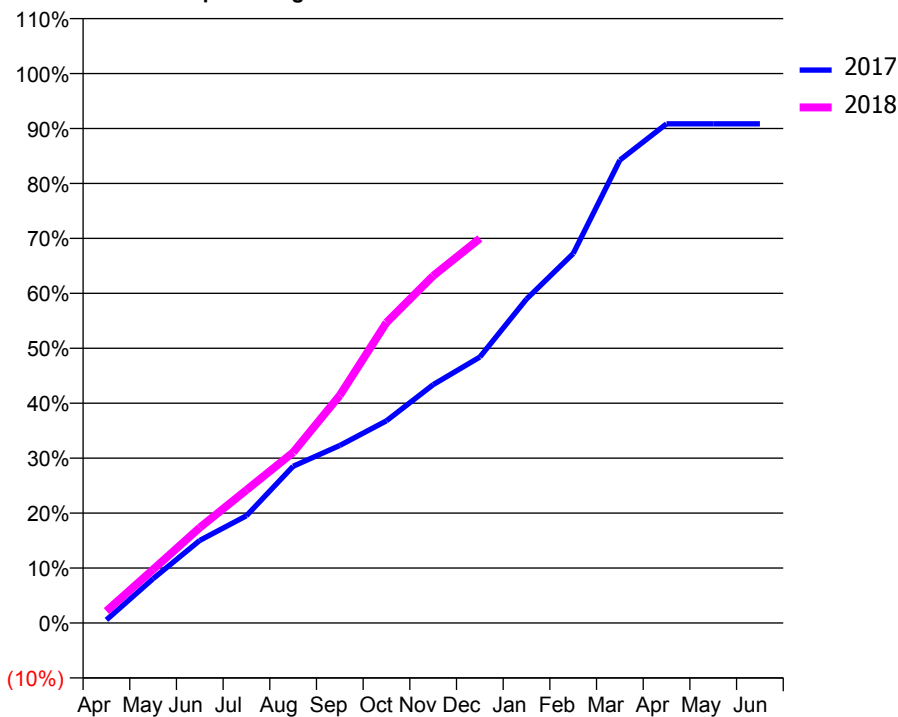
ACCESS*

Patients seen in 24 months	Total	Change since previous quarter
Quarter ending December 2016	924	
Quarter ending March 2017	988	↑
Quarter ending June 2017	1,013	↑
Quarter ending September 2017	1,041	↑
Quarter ending December 2017	1,059	→
Variance since December 2016	14.6%	↑



ACTIVITY

Cumulative percentage of contracted UDA delivered 2017 & 2018



Month	Adjusted Scheduled Activity (UDA)	
	2017	2018
April	16	61
May	228	275
June	424	490
July	550	683
August	804	876
September	911	1,168
October	1,037	1,542
November	1,223	1,781
December	1,365	1,973
January	1,662	
February	1,895	
March	2,375	
April	2,561	
May	2,561	
June	2,561	

QUALITY

	Quantity	Base Number	Contract	AT	Region	England
% of FP17s for the same patient ID Re-attending within 3 months - Children	84	881	9.5%	9.9%	11.8%	12.0%
% of FP17s for the same patient ID Re-attending within 3 months - Adults	52	277	18.8%	14.1%	15.3%	15.9%
% of FP17s for the same patient ID Re-attending between 3 & 9 months - Children	420	881	47.7%	60.8%	59.1%	58.0%
% of FP17s for the same patient ID Re-attending between 3 & 9 months - Adults	131	277	47.3%	52.9%	51.5%	50.5%
% of FP17s for Band 1 Urgent Courses	43	1,057	4.1%	7.2%	8.0%	9.0%
% of FP17s Relating to Free Repair or Replacements	0	1,057	0.0%	0.8%	0.8%	0.8%
% of FP17s Relating to Continuations	0	1,057	0.0%	1.1%	1.1%	1.1%
% of Patients satisfied with the dentistry they have received	0	1	N/A	91.6%	91.6%	91.5%
% of Patients satisfied with the time they had to wait for an appointment	0	1	N/A	86.9%	88.3%	87.9%

* This is based on patients treated on this contract for their most recent course of treatment. Figures in italics indicate the base number of FP17s or Patient Questionnaire responses are less than 100. N/A is shown where the base number of responses is less than 10 during the period. % is calculated as Quantity/Base number*100

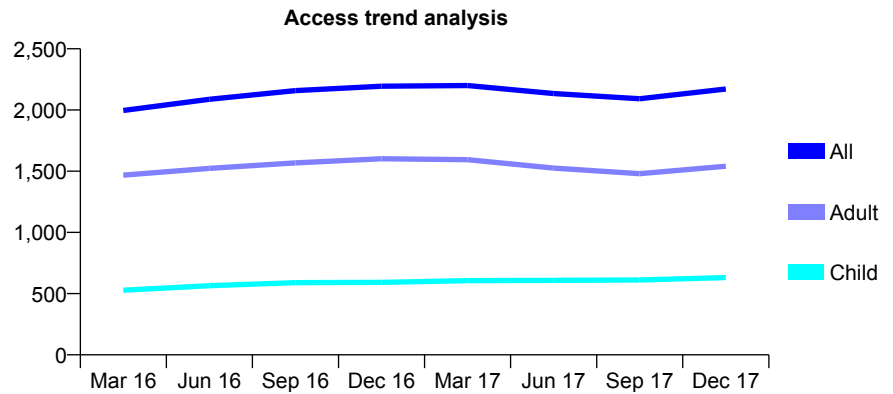
Q59 - Vital Signs At a Glance Contract Report for 704997/0001 - December 2017

Name or company name	Mr M Hamburger and Mrs R P Sadler
Contract type name	GDS Contract
Purpose of contract	General and Orthodontic
Contract start date	29/08/2011
Contract end date	

17/18 Contracted general activity (UDA)	5,896
Carry forward general activity (UDA)	107
17/18 Contracted orthodontic activity (UOA)	0
Carry forward orthodontic activity (UOA)	0
Baseline contract value	£116,198.72

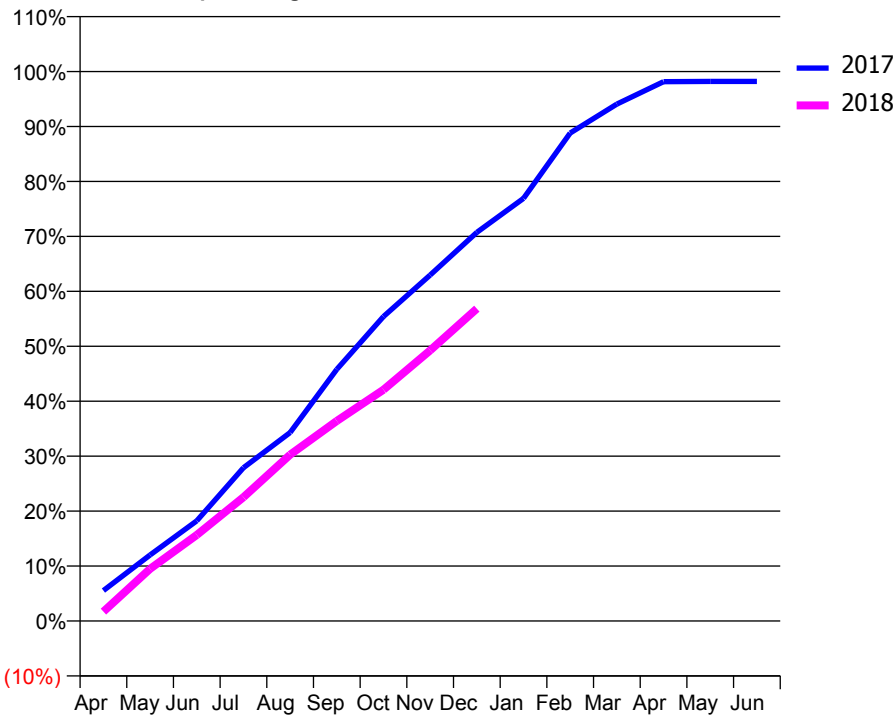
ACCESS*

Patients seen in 24 months	Total	Change since previous quarter
Quarter ending December 2016	2,194	
Quarter ending March 2017	2,200	→
Quarter ending June 2017	2,134	↓
Quarter ending September 2017	2,092	↓
Quarter ending December 2017	2,172	↑
Variance since December 2016	(1.0%)	↓



ACTIVITY

Cumulative percentage of contracted UDA delivered 2017 & 2018



Month	Adjusted Scheduled Activity (UDA)	
	2017	2018
April	326	101
May	708	560
June	1,075	923
July	1,644	1,328
August	2,022	1,785
September	2,700	2,146
October	3,267	2,482
November	3,712	2,904
December	4,169	3,351
January	4,534	
February	5,236	
March	5,546	
April	5,787	
May	5,789	
June	5,789	

QUALITY

	Quantity	Base Number	Contract	AT	Region	England
% of FP17s for the same patient ID Re-attending within 3 months - Children	81	731	11.1%	9.9%	11.8%	12.0%
% of FP17s for the same patient ID Re-attending within 3 months - Adults	205	1,677	12.2%	14.1%	15.3%	15.9%
% of FP17s for the same patient ID Re-attending between 3 & 9 months - Children	377	731	51.6%	60.8%	59.1%	58.0%
% of FP17s for the same patient ID Re-attending between 3 & 9 months - Adults	882	1,677	52.6%	52.9%	51.5%	50.5%
% of FP17s for Band 1 Urgent Courses	202	2,246	9.0%	7.2%	8.0%	9.0%
% of FP17s Relating to Free Repair or Replacements	13	2,246	0.6%	0.8%	0.8%	0.8%
% of FP17s Relating to Continuations	5	2,246	0.2%	1.1%	1.1%	1.1%
% of Patients satisfied with the dentistry they have received	3	4	N/A	91.6%	91.6%	91.5%
% of Patients satisfied with the time they had to wait for an appointment	4	4	N/A	86.9%	88.3%	87.9%

* This is based on patients treated on this contract for their most recent course of treatment. Figures in italics indicate the base number of FP17s or Patient Questionnaire responses are less than 100. N/A is shown where the base number of responses is less than 10 during the period. % is calculated as Quantity/Base number*100

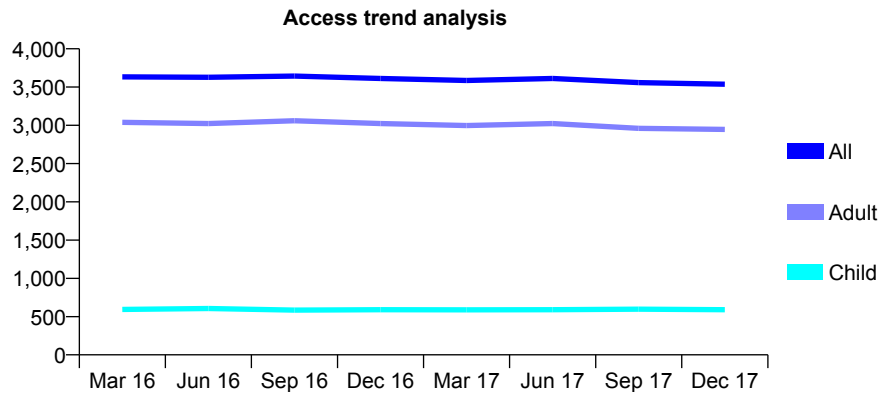
Q59 - Vital Signs At a Glance Contract Report for 724521/0001 - December 2017

Name or company name	MR PM BALDOCK
Contract type name	GDS Contract
Purpose of contract	General
Contract start date	01/04/2006
Contract end date	

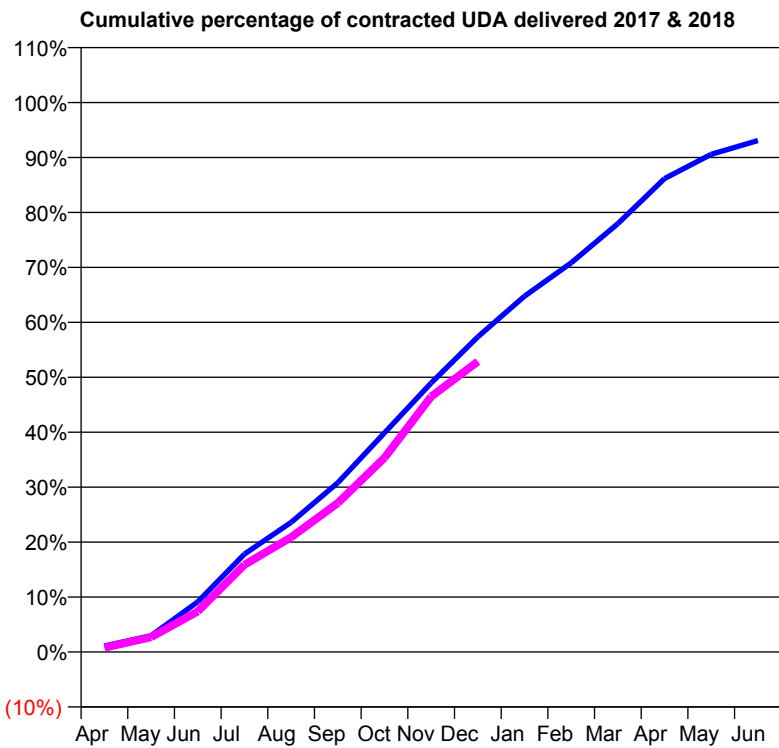
17/18 Contracted general activity (UDA)	9,620
Carry forward general activity (UDA)	0
17/18 Contracted orthodontic activity (UOA)	0
Carry forward orthodontic activity (UOA)	0
Baseline contract value	£214,470.79

ACCESS*

Patients seen in 24 months	Total	Change since previous quarter
Quarter ending December 2016	3,613	
Quarter ending March 2017	3,586	→
Quarter ending June 2017	3,613	→
Quarter ending September 2017	3,558	↓
Quarter ending December 2017	3,537	→
Variance since December 2016	(2.1%)	↓



ACTIVITY



Month	Adjusted Scheduled Activity (UDA)	
	2017	2018
April	107	75
May	286	259
June	880	711
July	1,714	1,528
August	2,269	2,008
September	2,963	2,609
October	3,838	3,400
November	4,710	4,471
December	5,519	5,086
January	6,230	
February	6,814	
March	7,499	
April	8,289	
May	8,712	
June	8,955	

QUALITY

	Quantity	Base Number	Contract	AT	Region	England
% of FP17s for the same patient ID Re-attending within 3 months - Children	30	732	4.1%	9.9%	11.8%	12.0%
% of FP17s for the same patient ID Re-attending within 3 months - Adults	439	3,638	12.1%	14.1%	15.3%	15.9%
% of FP17s for the same patient ID Re-attending between 3 & 9 months - Children	522	732	71.3%	60.8%	59.1%	58.0%
% of FP17s for the same patient ID Re-attending between 3 & 9 months - Adults	2,481	3,638	68.2%	52.9%	51.5%	50.5%
% of FP17s for Band 1 Urgent Courses	225	3,471	6.5%	7.2%	8.0%	9.0%
% of FP17s Relating to Free Repair or Replacements	29	3,471	0.8%	0.8%	0.8%	0.8%
% of FP17s Relating to Continuations	51	3,471	1.5%	1.1%	1.1%	1.1%
% of Patients satisfied with the dentistry they have received	17	17	100.0%	91.6%	91.6%	91.5%
% of Patients satisfied with the time they had to wait for an appointment	16	17	94.1%	86.9%	88.3%	87.9%

* This is based on patients treated on this contract for their most recent course of treatment. Figures in italics indicate the base number of FP17s or Patient Questionnaire responses are less than 100. N/A is shown where the base number of responses is less than 10 during the period. % is calculated as Quantity/Base number*100

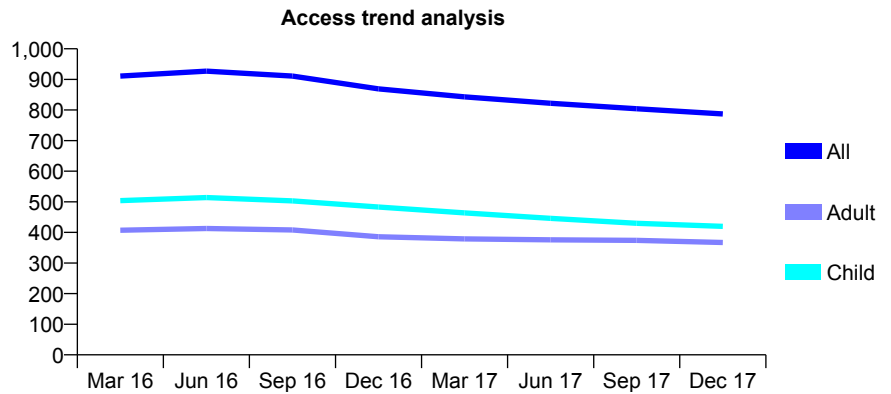
Q59 - Vital Signs At a Glance Contract Report for 736414/0001 - December 2017

Name or company name	MR P PATEL
Contract type name	GDS Contract
Purpose of contract	General
Contract start date	01/04/2006
Contract end date	

17/18 Contracted general activity (UDA)	1,900
Carry forward general activity (UDA)	-4
17/18 Contracted orthodontic activity (UOA)	0
Carry forward orthodontic activity (UOA)	0
Baseline contract value	£43,634.87

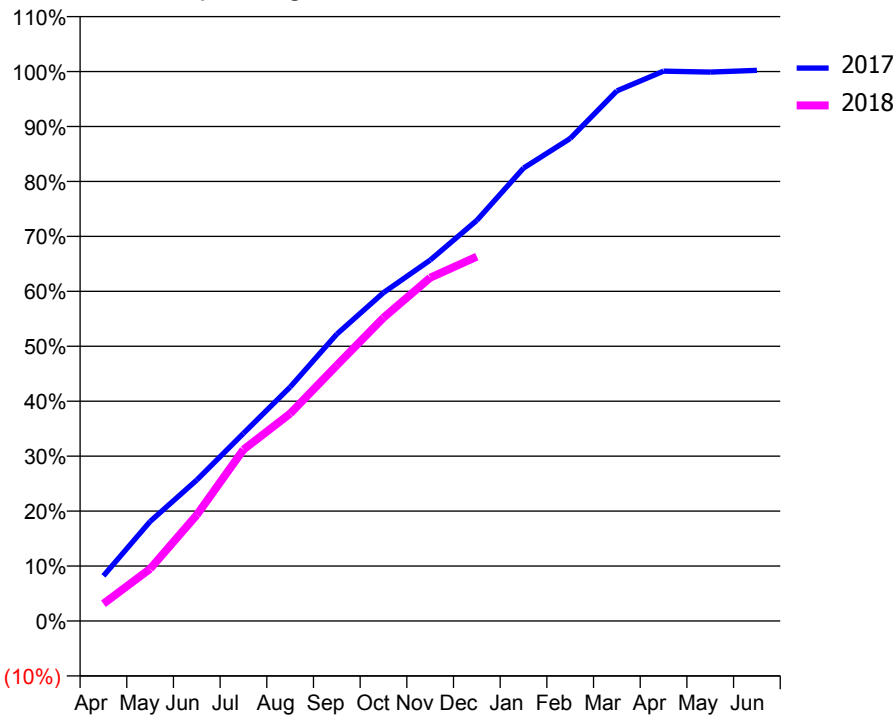
ACCESS*

Patients seen in 24 months	Total	Change since previous quarter
Quarter ending December 2016	869	
Quarter ending March 2017	843	↓
Quarter ending June 2017	822	↓
Quarter ending September 2017	804	↓
Quarter ending December 2017	787	↓
Variance since December 2016	(9.4%)	↓



ACTIVITY

Cumulative percentage of contracted UDA delivered 2017 & 2018



Month	Adjusted Scheduled Activity (UDA)	
	2017	2018
April	156	60
May	344	180
June	488	367
July	649	593
August	809	717
September	992	884
October	1,135	1,049
November	1,248	1,187
December	1,385	1,260
January	1,566	
February	1,668	
March	1,833	
April	1,901	
May	1,898	
June	1,904	

QUALITY

	Quantity	Base Number	Contract	AT	Region	England
% of FP17s for the same patient ID Re-attending within 3 months - Children	26	449	5.8%	9.9%	11.8%	12.0%
% of FP17s for the same patient ID Re-attending within 3 months - Adults	55	311	17.7%	14.1%	15.3%	15.9%
% of FP17s for the same patient ID Re-attending between 3 & 9 months - Children	269	449	59.9%	60.8%	59.1%	58.0%
% of FP17s for the same patient ID Re-attending between 3 & 9 months - Adults	123	311	39.5%	52.9%	51.5%	50.5%
% of FP17s for Band 1 Urgent Courses	53	718	7.4%	7.2%	8.0%	9.0%
% of FP17s Relating to Free Repair or Replacements	0	718	0.0%	0.8%	0.8%	0.8%
% of FP17s Relating to Continuations	3	718	0.4%	1.1%	1.1%	1.1%
% of Patients satisfied with the dentistry they have received	2	2	N/A	91.6%	91.6%	91.5%
% of Patients satisfied with the time they had to wait for an appointment	2	2	N/A	86.9%	88.3%	87.9%

* This is based on patients treated on this contract for their most recent course of treatment. Figures in italics indicate the base number of FP17s or Patient Questionnaire responses are less than 100. N/A is shown where the base number of responses is less than 10 during the period. % is calculated as Quantity/Base number*100

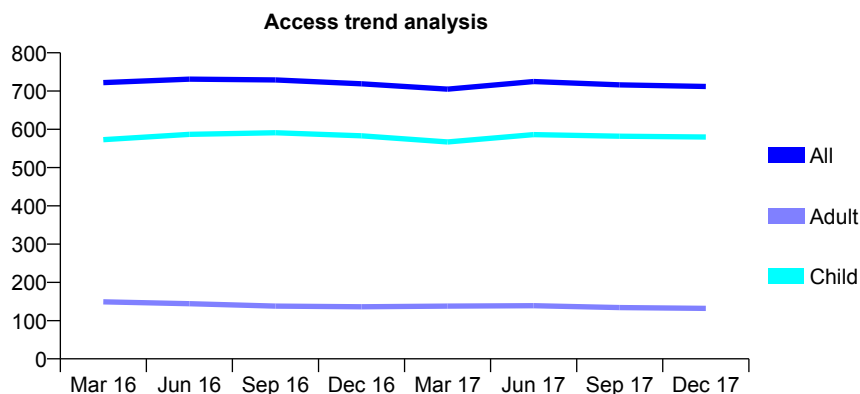
Q59 - Vital Signs At a Glance Contract Report for 746444/0001 - December 2017

Name or company name	MISS ES BUTTERS
Contract type name	GDS Contract
Purpose of contract	General
Contract start date	01/04/2006
Contract end date	

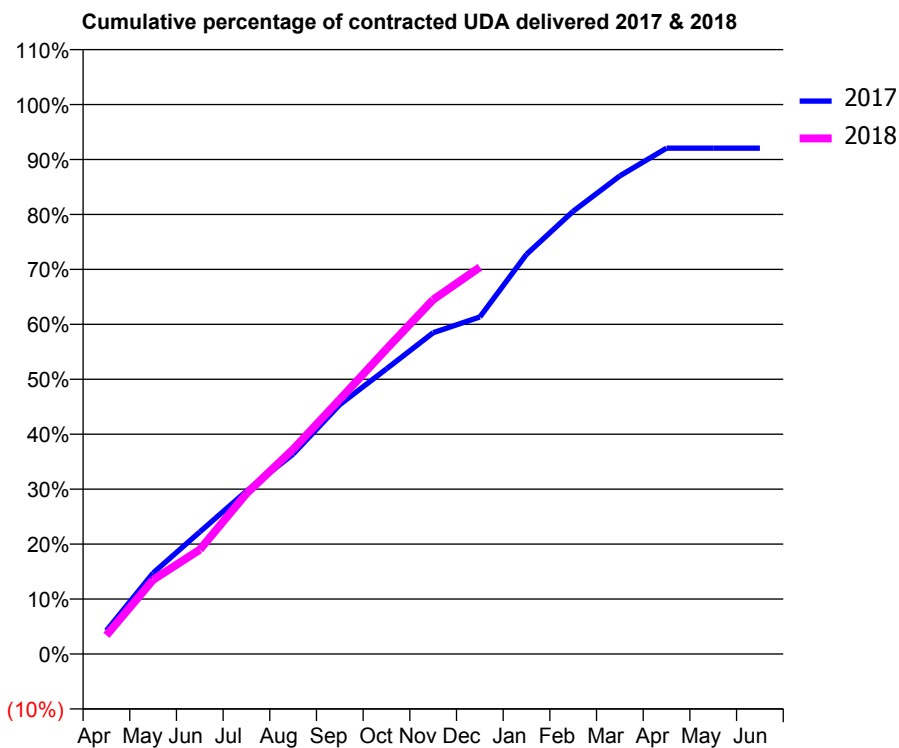
17/18 Contracted general activity (UDA)	1,500
Carry forward general activity (UDA)	0
17/18 Contracted orthodontic activity (UOA)	0
Carry forward orthodontic activity (UOA)	0
Baseline contract value	£30,721.11

ACCESS*

Patients seen in 24 months	Total	Change since previous quarter
Quarter ending December 2016	719	
Quarter ending March 2017	705	↓
Quarter ending June 2017	725	↑
Quarter ending September 2017	716	↓
Quarter ending December 2017	712	→
Variance since December 2016	(1.0%)	→



ACTIVITY



Month	Adjusted Scheduled Activity (UDA)	
	2017	2018
April	64	51
May	221	203
June	333	285
July	445	438
August	546	559
September	681	695
October	779	833
November	877	967
December	920	1,056
January	1,091	
February	1,209	
March	1,305	
April	1,381	
May	1,381	
June	1,381	

QUALITY

	Quantity	Base Number	Contract	AT	Region	England
% of FP17s for the same patient ID Re-attending within 3 months - Children	51	758	6.7%	9.9%	11.8%	12.0%
% of FP17s for the same patient ID Re-attending within 3 months - Adults	11	77	14.3%	14.1%	15.3%	15.9%
% of FP17s for the same patient ID Re-attending between 3 & 9 months - Children	520	758	68.6%	60.8%	59.1%	58.0%
% of FP17s for the same patient ID Re-attending between 3 & 9 months - Adults	50	77	64.9%	52.9%	51.5%	50.5%
% of FP17s for Band 1 Urgent Courses	29	793	3.7%	7.2%	8.0%	9.0%
% of FP17s Relating to Free Repair or Replacements	0	793	0.0%	0.8%	0.8%	0.8%
% of FP17s Relating to Continuations	1	793	0.1%	1.1%	1.1%	1.1%
% of Patients satisfied with the dentistry they have received	0	0	N/A	91.6%	91.6%	91.5%
% of Patients satisfied with the time they had to wait for an appointment	0	0	N/A	86.9%	88.3%	87.9%

* This is based on patients treated on this contract for their most recent course of treatment. Figures in italics indicate the base number of FP17s or Patient Questionnaire responses are less than 100. N/A is shown where the base number of responses is less than 10 during the period. % is calculated as Quantity/Base number*100

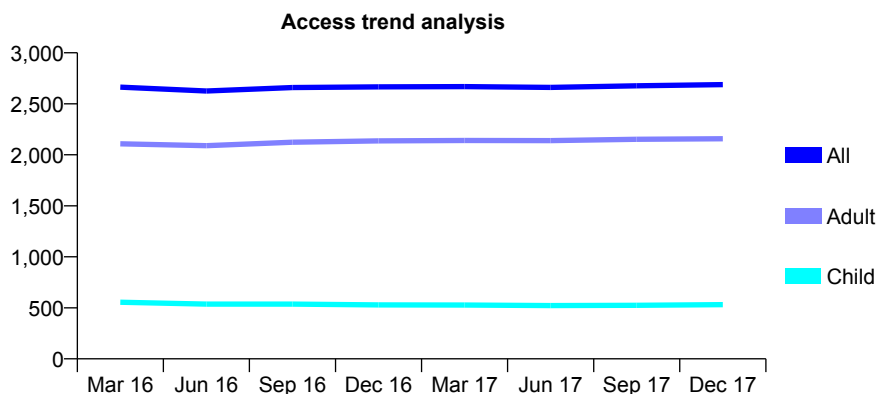
Q59 - Vital Signs At a Glance Contract Report for 749567/0001 - December 2017

Name or company name	MR M PATEL
Contract type name	GDS Contract
Purpose of contract	General
Contract start date	01/04/2006
Contract end date	

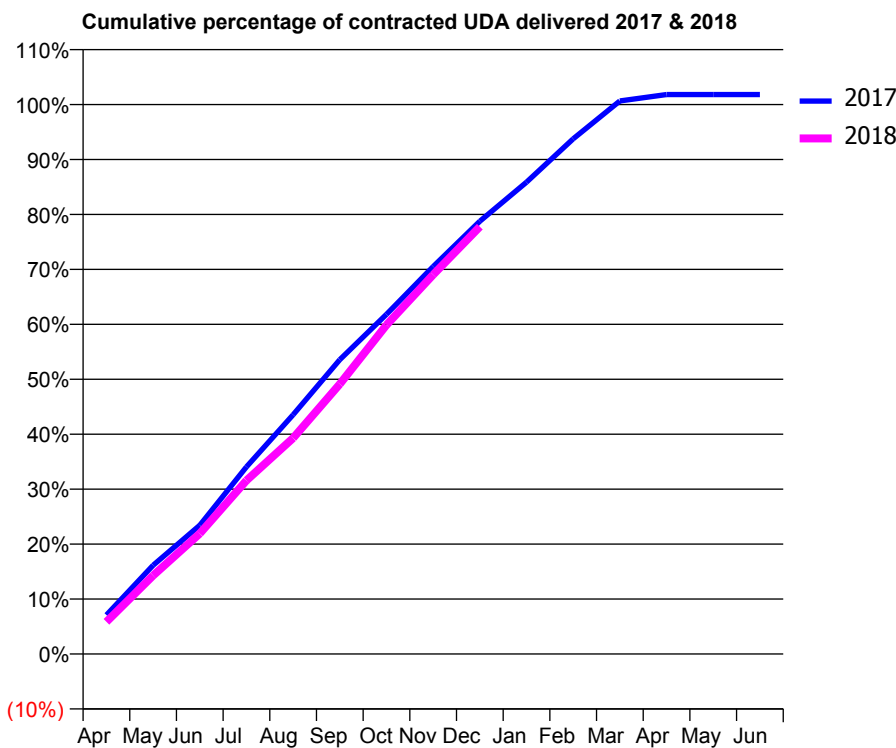
17/18 Contracted general activity (UDA)	8,017
Carry forward general activity (UDA)	-145
17/18 Contracted orthodontic activity (UOA)	0
Carry forward orthodontic activity (UOA)	0
Baseline contract value	£202,952.74

ACCESS*

Patients seen in 24 months	Total	Change since previous quarter
Quarter ending December 2016	2,666	
Quarter ending March 2017	2,668	→
Quarter ending June 2017	2,661	→
Quarter ending September 2017	2,677	→
Quarter ending December 2017	2,688	→
Variance since December 2016	0.8%	→



ACTIVITY



Month	Adjusted Scheduled Activity (UDA)	
	2017	2018
April	568	469
May	1,294	1,145
June	1,878	1,757
July	2,731	2,532
August	3,491	3,151
September	4,295	3,939
October	4,957	4,800
November	5,653	5,534
December	6,314	6,235
January	6,883	
February	7,516	
March	8,068	
April	8,162	
May	8,162	
June	8,162	

QUALITY

	Quantity	Base Number	Contract	AT	Region	England
% of FP17s for the same patient ID Re-attending within 3 months - Children	116	921	12.6%	9.9%	11.8%	12.0%
% of FP17s for the same patient ID Re-attending within 3 months - Adults	337	3,157	10.7%	14.1%	15.3%	15.9%
% of FP17s for the same patient ID Re-attending between 3 & 9 months - Children	668	921	72.5%	60.8%	59.1%	58.0%
% of FP17s for the same patient ID Re-attending between 3 & 9 months - Adults	2,414	3,157	76.5%	52.9%	51.5%	50.5%
% of FP17s for Band 1 Urgent Courses	111	4,019	2.8%	7.2%	8.0%	9.0%
% of FP17s Relating to Free Repair or Replacements	5	4,019	0.1%	0.8%	0.8%	0.8%
% of FP17s Relating to Continuations	18	4,019	0.4%	1.1%	1.1%	1.1%
% of Patients satisfied with the dentistry they have received	5	5	N/A	91.6%	91.6%	91.5%
% of Patients satisfied with the time they had to wait for an appointment	4	5	N/A	86.9%	88.3%	87.9%

* This is based on patients treated on this contract for their most recent course of treatment. Figures in italics indicate the base number of FP17s or Patient Questionnaire responses are less than 100. N/A is shown where the base number of responses is less than 10 during the period. % is calculated as Quantity/Base number*100

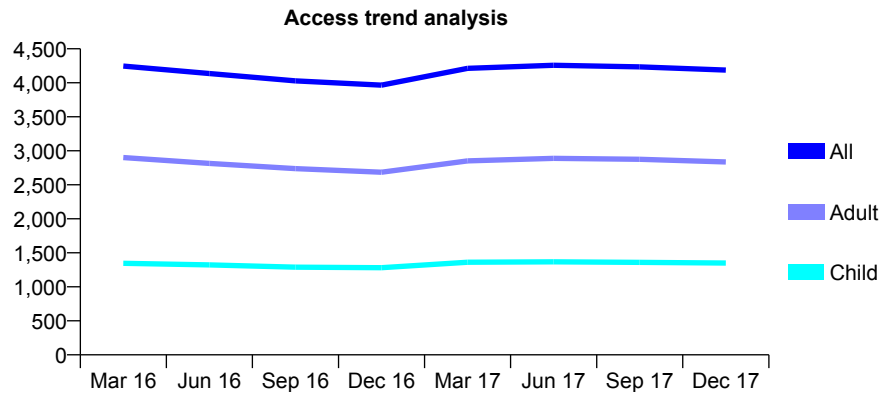
Q59 - Vital Signs At a Glance Contract Report for 750115/0001 - December 2017

Name or company name	MR H CHOTAI
Contract type name	GDS Contract
Purpose of contract	General
Contract start date	01/04/2006
Contract end date	

17/18 Contracted general activity (UDA)	9,039
Carry forward general activity (UDA)	-44
17/18 Contracted orthodontic activity (UOA)	0
Carry forward orthodontic activity (UOA)	0
Baseline contract value	£208,341.32

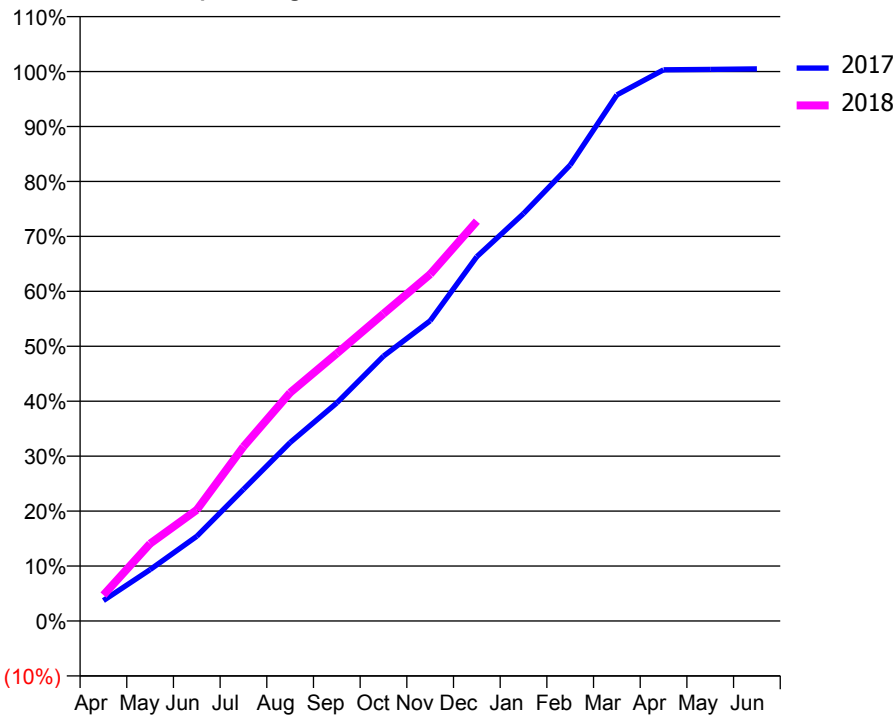
ACCESS*

Patients seen in 24 months	Total	Change since previous quarter
Quarter ending December 2016	3,966	
Quarter ending March 2017	4,212	↑
Quarter ending June 2017	4,257	→
Quarter ending September 2017	4,234	→
Quarter ending December 2017	4,187	↓
Variance since December 2016	5.6%	↑



ACTIVITY

Cumulative percentage of contracted UDA delivered 2017 & 2018



Month	Adjusted Scheduled Activity (UDA)	
	2017	2018
April	336	427
May	845	1,274
June	1,393	1,829
July	2,167	2,868
August	2,936	3,757
September	3,587	4,401
October	4,357	5,054
November	4,938	5,704
December	5,993	6,576
January	6,701	
February	7,500	
March	8,654	
April	9,066	
May	9,074	
June	9,083	

QUALITY

	Quantity	Base Number	Contract	AT	Region	England
% of FP17s for the same patient ID Re-attending within 3 months - Children	136	1,673	8.1%	9.9%	11.8%	12.0%
% of FP17s for the same patient ID Re-attending within 3 months - Adults	304	2,923	10.4%	14.1%	15.3%	15.9%
% of FP17s for the same patient ID Re-attending between 3 & 9 months - Children	1,123	1,673	67.1%	60.8%	59.1%	58.0%
% of FP17s for the same patient ID Re-attending between 3 & 9 months - Adults	1,733	2,923	59.3%	52.9%	51.5%	50.5%
% of FP17s for Band 1 Urgent Courses	207	3,888	5.3%	7.2%	8.0%	9.0%
% of FP17s Relating to Free Repair or Replacements	19	3,888	0.5%	0.8%	0.8%	0.8%
% of FP17s Relating to Continuations	33	3,888	0.8%	1.1%	1.1%	1.1%
% of Patients satisfied with the dentistry they have received	7	7	N/A	91.6%	91.6%	91.5%
% of Patients satisfied with the time they had to wait for an appointment	5	7	N/A	86.9%	88.3%	87.9%

* This is based on patients treated on this contract for their most recent course of treatment. Figures in italics indicate the base number of FP17s or Patient Questionnaire responses are less than 100. N/A is shown where the base number of responses is less than 10 during the period. % is calculated as Quantity/Base number*100

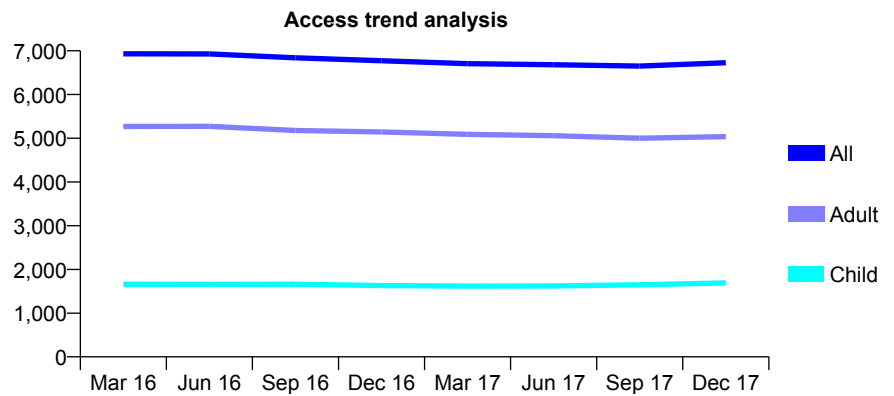
Q59 - Vital Signs At a Glance Contract Report for 751146/0001 - December 2017

Name or company name	MR MB VADHER
Contract type name	GDS Contract
Purpose of contract	General
Contract start date	01/04/2006
Contract end date	

17/18 Contracted general activity (UDA)	17,749
Carry forward general activity (UDA)	-265
17/18 Contracted orthodontic activity (UOA)	0
Carry forward orthodontic activity (UOA)	0
Baseline contract value	£451,449.22

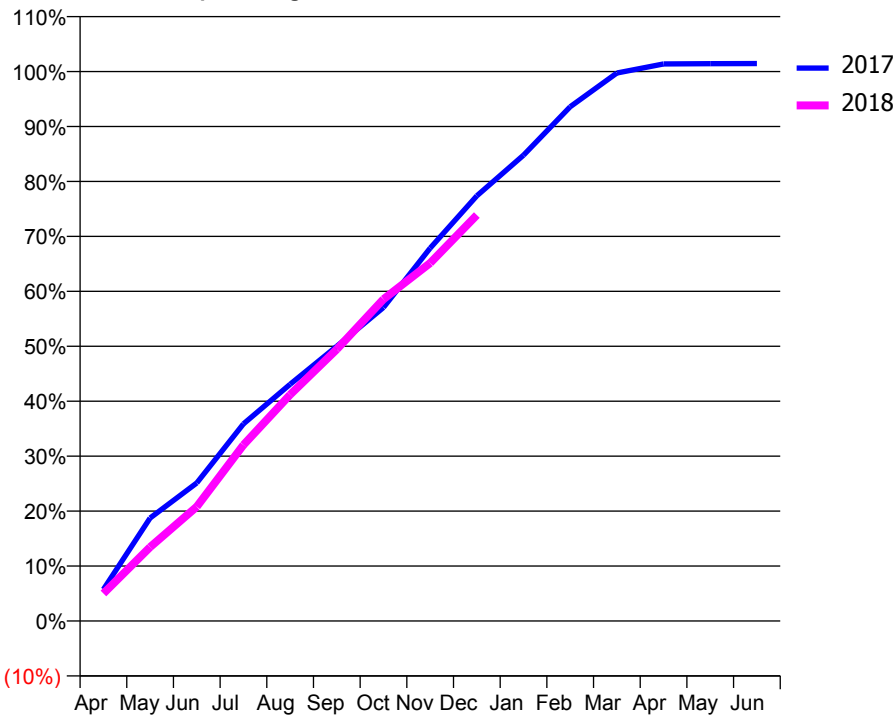
ACCESS*

Patients seen in 24 months	Total	Change since previous quarter
Quarter ending December 2016	6,774	
Quarter ending March 2017	6,706	↓
Quarter ending June 2017	6,680	→
Quarter ending September 2017	6,652	→
Quarter ending December 2017	6,728	→
Variance since December 2016	(0.7%)	→



ACTIVITY

Cumulative percentage of contracted UDA delivered 2017 & 2018



Month	Adjusted Scheduled Activity (UDA)	
	2017	2018
April	1,050	891
May	3,421	2,389
June	4,584	3,694
July	6,549	5,688
August	7,862	7,310
September	9,124	8,774
October	10,415	10,394
November	12,384	11,562
December	14,119	13,111
January	15,470	
February	17,079	
March	18,201	
April	18,502	
May	18,508	
June	18,514	

QUALITY

	Quantity	Base Number	Contract	AT	Region	England
% of FP17s for the same patient ID Re-attending within 3 months - Children	46	1,852	2.5%	9.9%	11.8%	12.0%
% of FP17s for the same patient ID Re-attending within 3 months - Adults	270	4,395	6.1%	14.1%	15.3%	15.9%
% of FP17s for the same patient ID Re-attending between 3 & 9 months - Children	1,133	1,852	61.2%	60.8%	59.1%	58.0%
% of FP17s for the same patient ID Re-attending between 3 & 9 months - Adults	1,234	4,395	28.1%	52.9%	51.5%	50.5%
% of FP17s for Band 1 Urgent Courses	61	6,076	1.0%	7.2%	8.0%	9.0%
% of FP17s Relating to Free Repair or Replacements	15	6,076	0.2%	0.8%	0.8%	0.8%
% of FP17s Relating to Continuations	22	6,076	0.4%	1.1%	1.1%	1.1%
% of Patients satisfied with the dentistry they have received	7	7	N/A	91.6%	91.6%	91.5%
% of Patients satisfied with the time they had to wait for an appointment	7	7	N/A	86.9%	88.3%	87.9%

* This is based on patients treated on this contract for their most recent course of treatment. Figures in italics indicate the base number of FP17s or Patient Questionnaire responses are less than 100. N/A is shown where the base number of responses is less than 10 during the period. % is calculated as Quantity/Base number*100

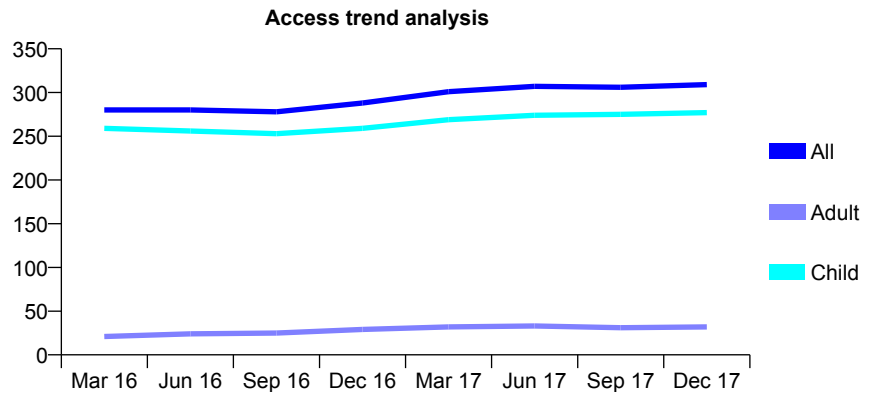
Q59 - Vital Signs At a Glance Contract Report for 752231/0001 - December 2017

Name or company name	AN Slevin, R Janjua & H Mehboob
Contract type name	GDS Contract
Purpose of contract	General
Contract start date	01/04/2006
Contract end date	

17/18 Contracted general activity (UDA)	530
Carry forward general activity (UDA)	-3
17/18 Contracted orthodontic activity (UOA)	0
Carry forward orthodontic activity (UOA)	0
Baseline contract value	£11,428.88

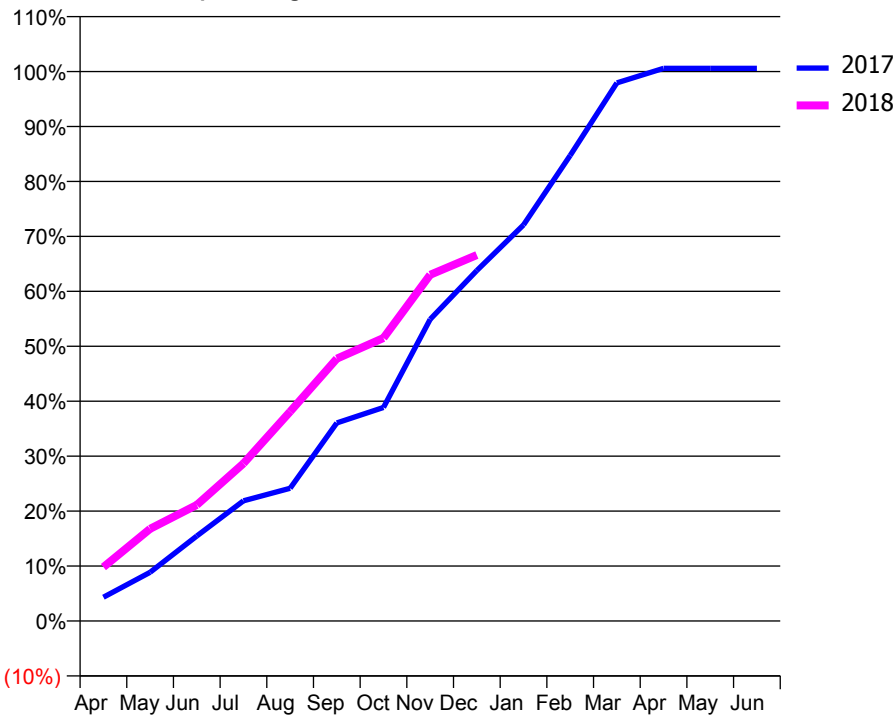
ACCESS*

Patients seen in 24 months	Total	Change since previous quarter
Quarter ending December 2016	288	
Quarter ending March 2017	301	↑
Quarter ending June 2017	307	→
Quarter ending September 2017	306	→
Quarter ending December 2017	309	→
Variance since December 2016	7.3%	↑



ACTIVITY

Cumulative percentage of contracted UDA delivered 2017 & 2018



Month	Adjusted Scheduled Activity (UDA)	
	2017	2018
April	23	52
May	47	89
June	82	112
July	116	152
August	128	202
September	191	253
October	206	273
November	291	334
December	338	353
January	382	
February	449	
March	519	
April	533	
May	533	
June	533	

QUALITY

	Quantity	Base Number	Contract	AT	Region	England
% of FP17s for the same patient ID Re-attending within 3 months - Children	22	307	7.2%	9.9%	11.8%	12.0%
% of FP17s for the same patient ID Re-attending within 3 months - Adults	0	2	0.0%	14.1%	15.3%	15.9%
% of FP17s for the same patient ID Re-attending between 3 & 9 months - Children	164	307	53.4%	60.8%	59.1%	58.0%
% of FP17s for the same patient ID Re-attending between 3 & 9 months - Adults	2	2	100.0%	52.9%	51.5%	50.5%
% of FP17s for Band 1 Urgent Courses	0	297	0.0%	7.2%	8.0%	9.0%
% of FP17s Relating to Free Repair or Replacements	0	297	0.0%	0.8%	0.8%	0.8%
% of FP17s Relating to Continuations	0	297	0.0%	1.1%	1.1%	1.1%
% of Patients satisfied with the dentistry they have received	0	0	N/A	91.6%	91.6%	91.5%
% of Patients satisfied with the time they had to wait for an appointment	0	0	N/A	86.9%	88.3%	87.9%

* This is based on patients treated on this contract for their most recent course of treatment. Figures in italics indicate the base number of FP17s or Patient Questionnaire responses are less than 100. N/A is shown where the base number of responses is less than 10 during the period. % is calculated as Quantity/Base number*100

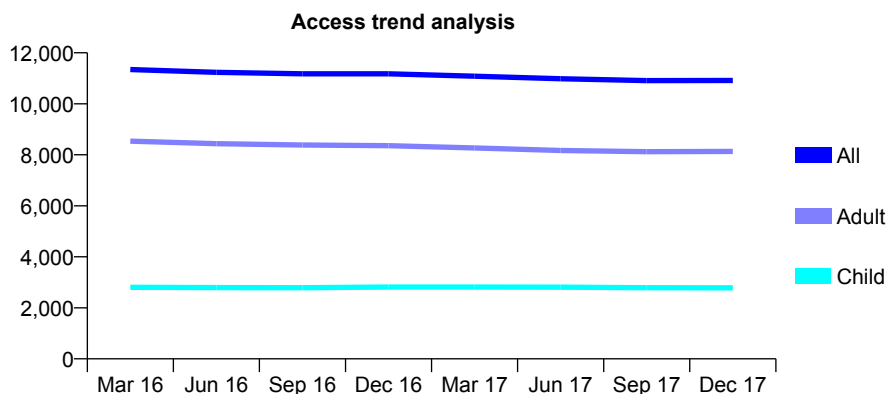
Q59 - Vital Signs At a Glance Contract Report for 763438/0001 - December 2017

Name or company name	MR M SALEEM
Contract type name	GDS Contract
Purpose of contract	General
Contract start date	01/04/2006
Contract end date	

17/18 Contracted general activity (UDA)	34,153
Carry forward general activity (UDA)	0
17/18 Contracted orthodontic activity (UOA)	0
Carry forward orthodontic activity (UOA)	0
Baseline contract value	£761,406.68

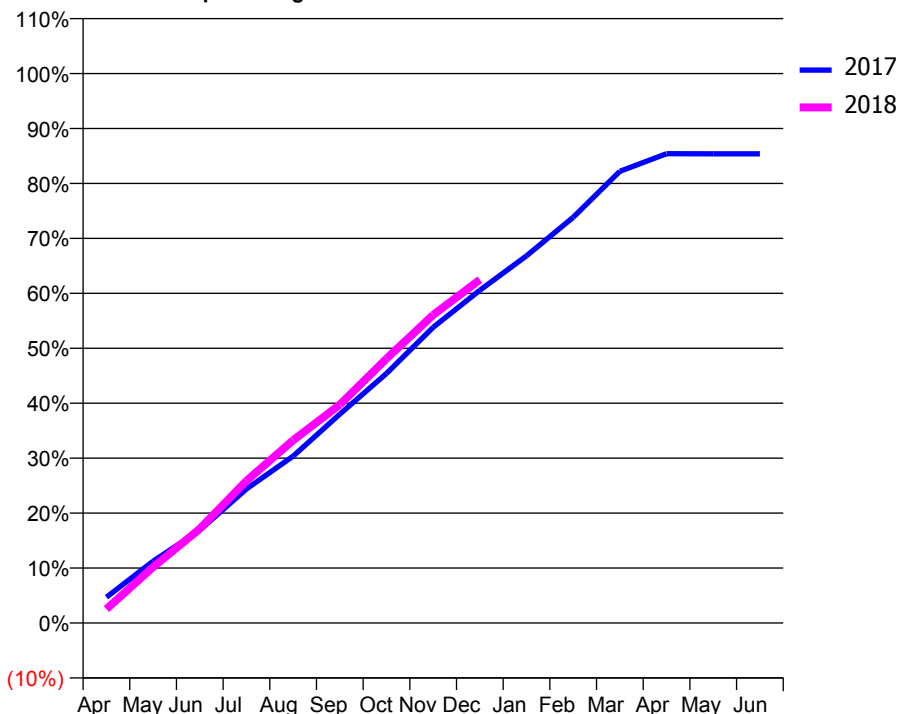
ACCESS*

Patients seen in 24 months	Total	Change since previous quarter
Quarter ending December 2016	11,174	
Quarter ending March 2017	11,084	→
Quarter ending June 2017	10,981	→
Quarter ending September 2017	10,912	→
Quarter ending December 2017	10,917	→
Variance since December 2016	(2.3%)	↓



ACTIVITY

Cumulative percentage of contracted UDA delivered 2017 & 2018



Month	Adjusted Scheduled Activity (UDA)	
	2017	2018
April	1,603	869
May	3,844	3,480
June	5,773	5,858
July	8,333	8,841
August	10,374	11,360
September	12,983	13,571
October	15,512	16,432
November	18,375	19,151
December	20,679	21,338
January	22,818	
February	25,215	
March	28,076	
April	29,165	
May	29,164	
June	29,164	

QUALITY

	Quantity	Base Number	Contract	AT	Region	England
% of FP17s for the same patient ID Re-attending within 3 months - Children	162	3,120	5.2%	9.9%	11.8%	12.0%
% of FP17s for the same patient ID Re-attending within 3 months - Adults	1,321	9,966	13.3%	14.1%	15.3%	15.9%
% of FP17s for the same patient ID Re-attending between 3 & 9 months - Children	1,920	3,120	61.5%	60.8%	59.1%	58.0%
% of FP17s for the same patient ID Re-attending between 3 & 9 months - Adults	6,198	9,966	62.2%	52.9%	51.5%	50.5%
% of FP17s for Band 1 Urgent Courses	725	12,553	5.8%	7.2%	8.0%	9.0%
% of FP17s Relating to Free Repair or Replacements	171	12,553	1.4%	0.8%	0.8%	0.8%
% of FP17s Relating to Continuations	155	12,553	1.2%	1.1%	1.1%	1.1%
% of Patients satisfied with the dentistry they have received	26	29	89.7%	91.6%	91.6%	91.5%
% of Patients satisfied with the time they had to wait for an appointment	25	29	86.2%	86.9%	88.3%	87.9%

* This is based on patients treated on this contract for their most recent course of treatment. Figures in italics indicate the base number of FP17s or Patient Questionnaire responses are less than 100. N/A is shown where the base number of responses is less than 10 during the period. % is calculated as Quantity/Base number*100

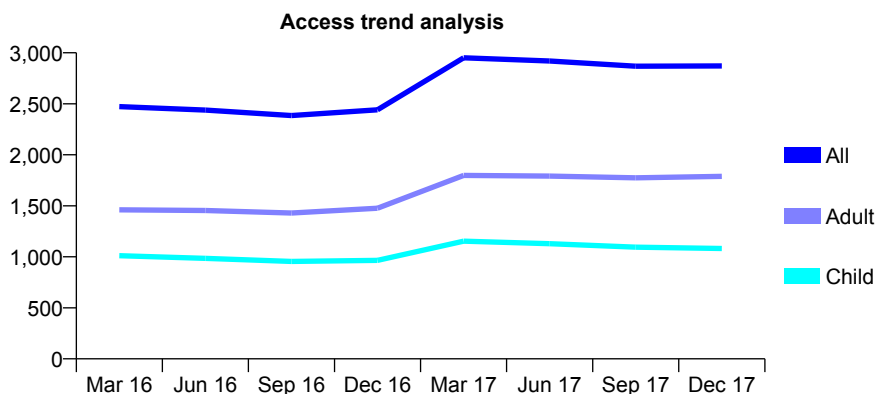
Q59 - Vital Signs At a Glance Contract Report for 764817/0001 - December 2017

Name or company name	MISS A GOHIL
Contract type name	GDS Contract
Purpose of contract	General
Contract start date	01/09/2008
Contract end date	

17/18 Contracted general activity (UDA)	8,985
Carry forward general activity (UDA)	0
17/18 Contracted orthodontic activity (UOA)	0
Carry forward orthodontic activity (UOA)	0
Baseline contract value	£191,209.52

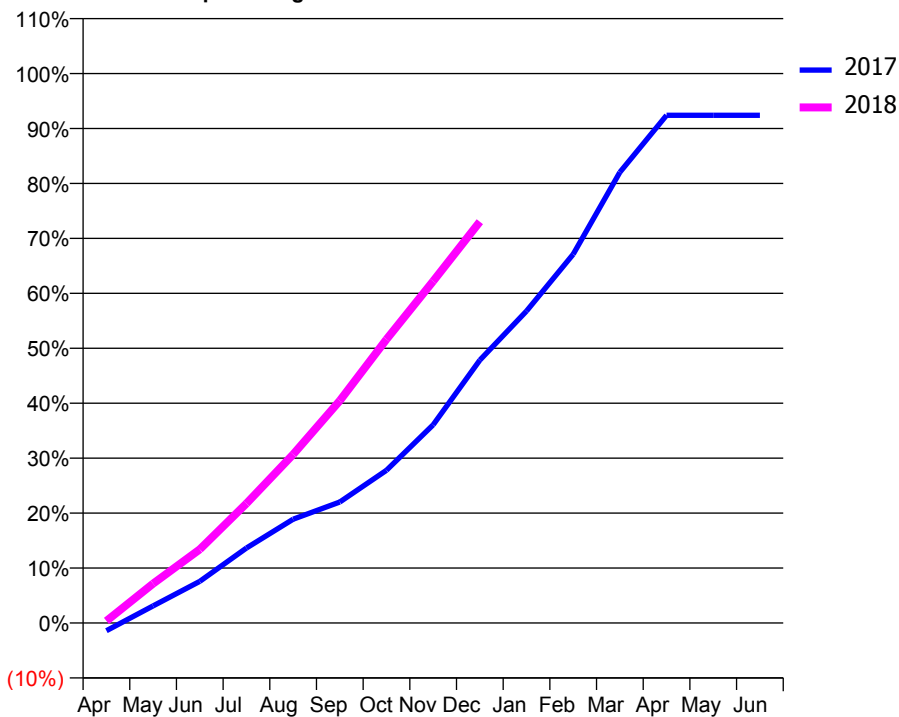
ACCESS*

Patients seen in 24 months	Total	Change since previous quarter
Quarter ending December 2016	2,441	
Quarter ending March 2017	2,951	↑
Quarter ending June 2017	2,920	↓
Quarter ending September 2017	2,869	↓
Quarter ending December 2017	2,871	→
Variance since December 2016	17.6%	↑



ACTIVITY

Cumulative percentage of contracted UDA delivered 2017 & 2018



Month	Adjusted Scheduled Activity (UDA)	
	2017	2018
April	-156	34
May	342	645
June	832	1,206
July	1,500	1,955
August	2,074	2,756
September	2,420	3,635
October	3,054	4,639
November	3,963	5,590
December	5,255	6,561
January	6,237	
February	7,372	
March	9,010	
April	10,149	
May	10,151	
June	10,151	

QUALITY

	Quantity	Base Number	Contract	AT	Region	England
% of FP17s for the same patient ID Re-attending within 3 months - Children	93	1,199	7.8%	9.9%	11.8%	12.0%
% of FP17s for the same patient ID Re-attending within 3 months - Adults	312	1,805	17.3%	14.1%	15.3%	15.9%
% of FP17s for the same patient ID Re-attending between 3 & 9 months - Children	691	1,199	57.6%	60.8%	59.1%	58.0%
% of FP17s for the same patient ID Re-attending between 3 & 9 months - Adults	883	1,805	48.9%	52.9%	51.5%	50.5%
% of FP17s for Band 1 Urgent Courses	177	2,721	6.5%	7.2%	8.0%	9.0%
% of FP17s Relating to Free Repair or Replacements	18	2,721	0.7%	0.8%	0.8%	0.8%
% of FP17s Relating to Continuations	14	2,721	0.5%	1.1%	1.1%	1.1%
% of Patients satisfied with the dentistry they have received	8	8	N/A	91.6%	91.6%	91.5%
% of Patients satisfied with the time they had to wait for an appointment	7	8	N/A	86.9%	88.3%	87.9%

* This is based on patients treated on this contract for their most recent course of treatment. Figures in italics indicate the base number of FP17s or Patient Questionnaire responses are less than 100. N/A is shown where the base number of responses is less than 10 during the period. % is calculated as Quantity/Base number*100

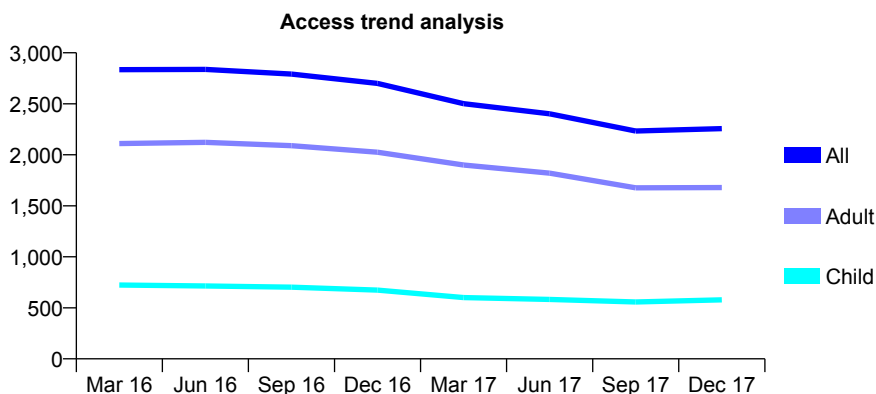
Q59 - Vital Signs At a Glance Contract Report for 766275/0001 - December 2017

Name or company name	MR CV MARU
Contract type name	GDS Contract
Purpose of contract	General
Contract start date	01/04/2006
Contract end date	

17/18 Contracted general activity (UDA)	5,414
Carry forward general activity (UDA)	0
17/18 Contracted orthodontic activity (UOA)	0
Carry forward orthodontic activity (UOA)	0
Baseline contract value	£151,261.73

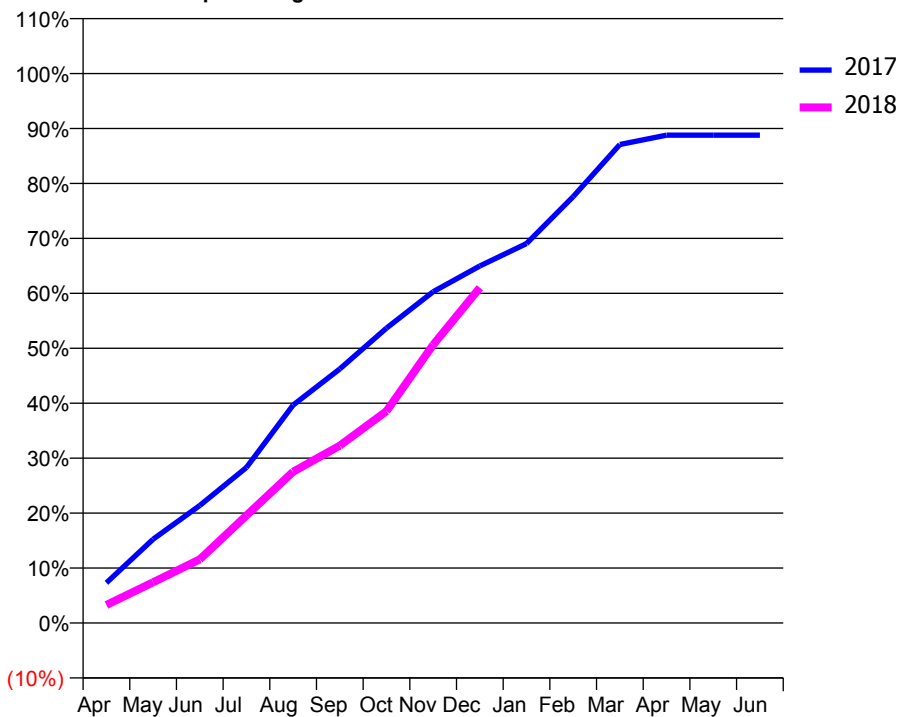
ACCESS*

Patients seen in 24 months	Total	Change since previous quarter
Quarter ending December 2016	2,700	
Quarter ending March 2017	2,501	↓
Quarter ending June 2017	2,402	↓
Quarter ending September 2017	2,233	↓
Quarter ending December 2017	2,257	→
Variance since December 2016	(16.4%)	↓



ACTIVITY

Cumulative percentage of contracted UDA delivered 2017 & 2018



Month	Adjusted Scheduled Activity (UDA)	
	2017	2018
April	396	177
May	826	402
June	1,158	628
July	1,533	1,059
August	2,148	1,490
September	2,503	1,748
October	2,905	2,087
November	3,264	2,742
December	3,518	3,303
January	3,738	
February	4,201	
March	4,714	
April	4,807	
May	4,807	
June	4,807	

QUALITY

	Quantity	Base Number	Contract	AT	Region	England
% of FP17s for the same patient ID Re-attending within 3 months - Children	22	642	3.4%	9.9%	11.8%	12.0%
% of FP17s for the same patient ID Re-attending within 3 months - Adults	196	1,849	10.6%	14.1%	15.3%	15.9%
% of FP17s for the same patient ID Re-attending between 3 & 9 months - Children	330	642	51.4%	60.8%	59.1%	58.0%
% of FP17s for the same patient ID Re-attending between 3 & 9 months - Adults	1,040	1,849	56.2%	52.9%	51.5%	50.5%
% of FP17s for Band 1 Urgent Courses	135	1,898	7.1%	7.2%	8.0%	9.0%
% of FP17s Relating to Free Repair or Replacements	4	1,898	0.2%	0.8%	0.8%	0.8%
% of FP17s Relating to Continuations	11	1,898	0.6%	1.1%	1.1%	1.1%
% of Patients satisfied with the dentistry they have received	1	1	N/A	91.6%	91.6%	91.5%
% of Patients satisfied with the time they had to wait for an appointment	1	1	N/A	86.9%	88.3%	87.9%

* This is based on patients treated on this contract for their most recent course of treatment. Figures in italics indicate the base number of FP17s or Patient Questionnaire responses are less than 100. N/A is shown where the base number of responses is less than 10 during the period. % is calculated as Quantity/Base number*100

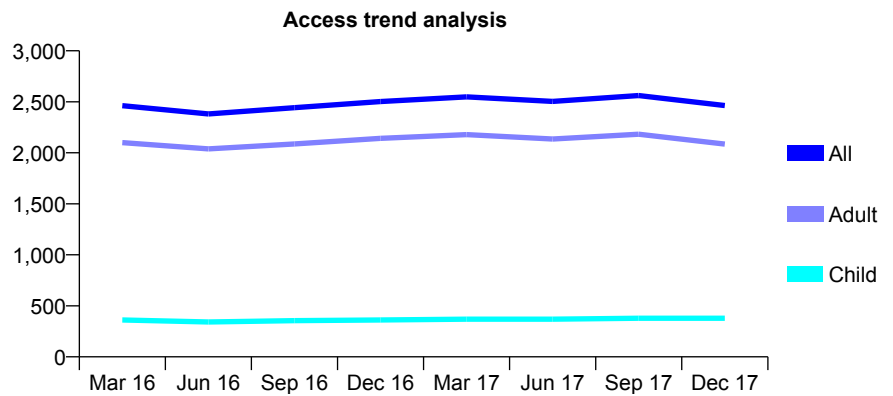
Q59 - Vital Signs At a Glance Contract Report for 774677/0001 - December 2017

Name or company name	Mrs C Patel
Contract type name	GDS Contract
Purpose of contract	General
Contract start date	01/04/2006
Contract end date	

17/18 Contracted general activity (UDA)	7,072
Carry forward general activity (UDA)	0
17/18 Contracted orthodontic activity (UOA)	0
Carry forward orthodontic activity (UOA)	0
Baseline contract value	£127,029.29

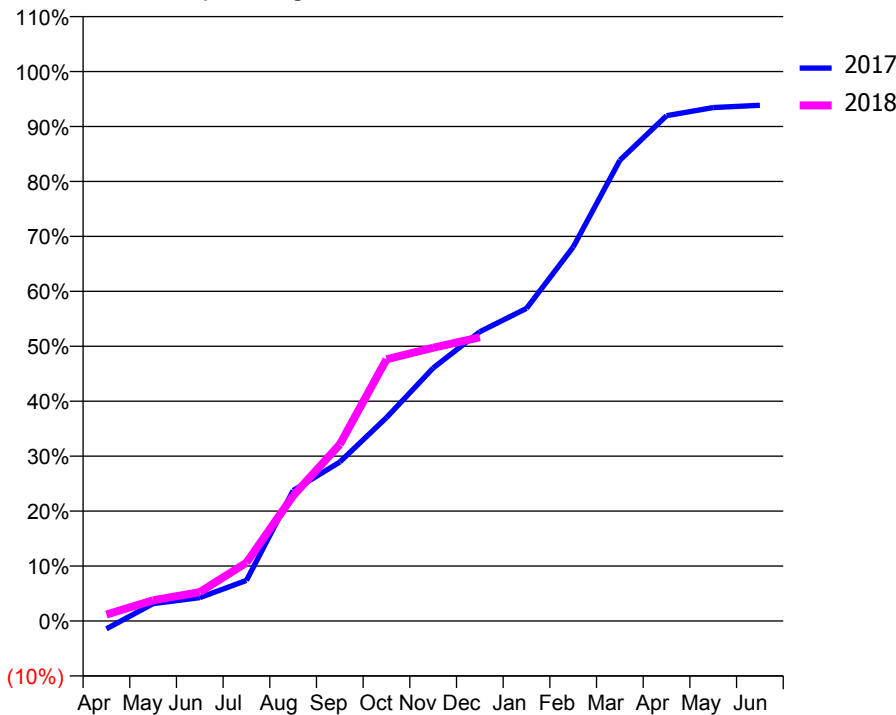
ACCESS*

Patients seen in 24 months	Total	Change since previous quarter
Quarter ending December 2016	2,503	
Quarter ending March 2017	2,548	→
Quarter ending June 2017	2,504	↓
Quarter ending September 2017	2,562	↑
Quarter ending December 2017	2,464	↓
Variance since December 2016	(1.6%)	↓



ACTIVITY

Cumulative percentage of contracted UDA delivered 2017 & 2018



Month	Adjusted Scheduled Activity (UDA)	
	2017	2018
April	-102	83
May	225	268
June	301	371
July	523	751
August	1,680	1,612
September	2,047	2,272
October	2,618	3,368
November	3,256	3,518
December	3,723	3,651
January	4,024	
February	4,814	
March	5,930	
April	6,504	
May	6,608	
June	6,637	

QUALITY

	Quantity	Base Number	Contract	AT	Region	England
% of FP17s for the same patient ID Re-attending within 3 months - Children	21	323	6.5%	9.9%	11.8%	12.0%
% of FP17s for the same patient ID Re-attending within 3 months - Adults	196	1,434	13.7%	14.1%	15.3%	15.9%
% of FP17s for the same patient ID Re-attending between 3 & 9 months - Children	135	323	41.8%	60.8%	59.1%	58.0%
% of FP17s for the same patient ID Re-attending between 3 & 9 months - Adults	602	1,434	42.0%	52.9%	51.5%	50.5%
% of FP17s for Band 1 Urgent Courses	228	1,487	15.3%	7.2%	8.0%	9.0%
% of FP17s Relating to Free Repair or Replacements	11	1,487	0.7%	0.8%	0.8%	0.8%
% of FP17s Relating to Continuations	0	1,487	0.0%	1.1%	1.1%	1.1%
% of Patients satisfied with the dentistry they have received	24	28	85.7%	91.6%	91.6%	91.5%
% of Patients satisfied with the time they had to wait for an appointment	25	28	89.3%	86.9%	88.3%	87.9%

* This is based on patients treated on this contract for their most recent course of treatment. Figures in italics indicate the base number of FP17s or Patient Questionnaire responses are less than 100. N/A is shown where the base number of responses is less than 10 during the period. % is calculated as Quantity/Base number*100

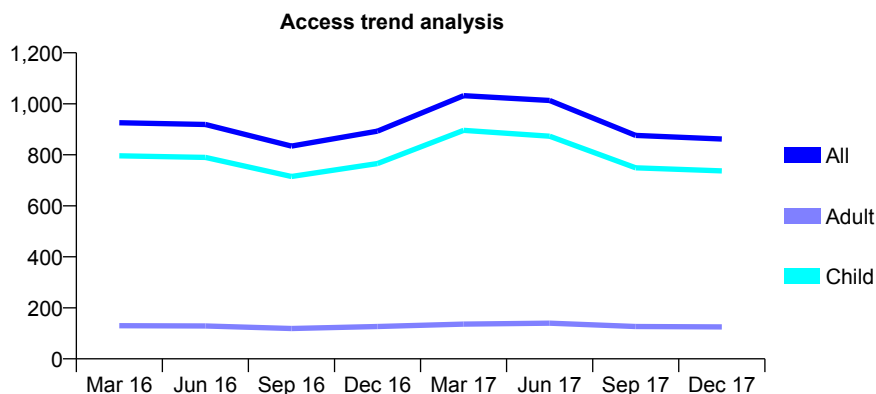
Q59 - Vital Signs At a Glance Contract Report for 787930/0001 - December 2017

Name or company name	MISS G DENTITH
Contract type name	GDS Contract
Purpose of contract	General
Contract start date	02/08/2013
Contract end date	

17/18 Contracted general activity (UDA)	2,400
Carry forward general activity (UDA)	0
17/18 Contracted orthodontic activity (UOA)	0
Carry forward orthodontic activity (UOA)	0
Baseline contract value	£87,833.77

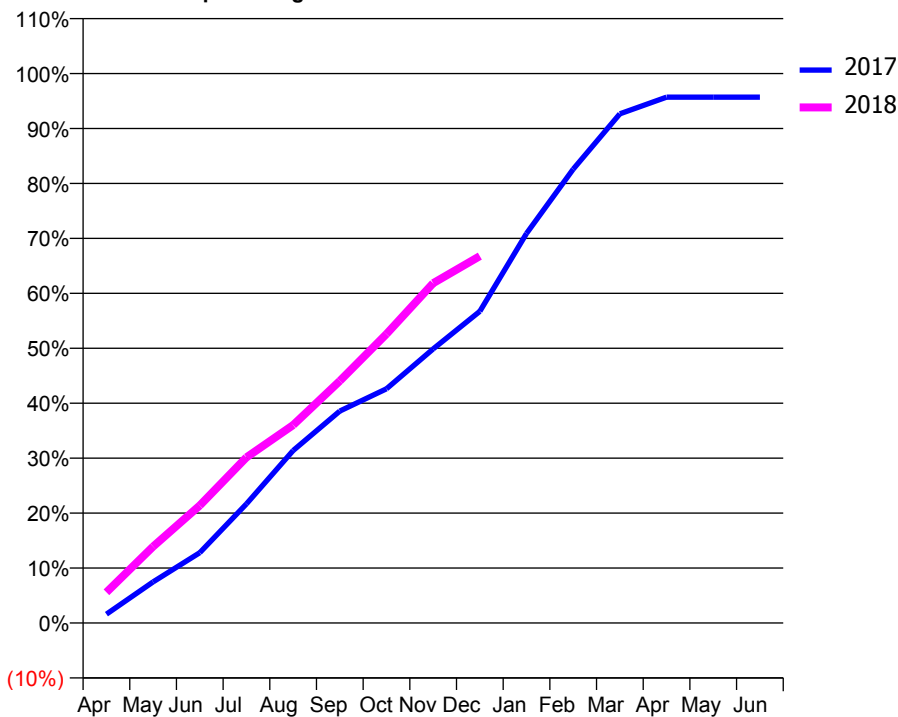
ACCESS*

Patients seen in 24 months	Total	Change since previous quarter
Quarter ending December 2016	893	
Quarter ending March 2017	1,032	↑
Quarter ending June 2017	1,013	↓
Quarter ending September 2017	876	↓
Quarter ending December 2017	862	↓
Variance since December 2016	(3.5%)	↓



ACTIVITY

Cumulative percentage of contracted UDA delivered 2017 & 2018



Month	Adjusted Scheduled Activity (UDA)	
	2017	2018
April	39	134
May	180	334
June	307	513
July	521	723
August	753	864
September	926	1,058
October	1,023	1,262
November	1,197	1,484
December	1,361	1,602
January	1,701	
February	1,982	
March	2,224	
April	2,297	
May	2,297	
June	2,297	

QUALITY

	Quantity	Base Number	Contract	AT	Region	England
% of FP17s for the same patient ID Re-attending within 3 months - Children	50	895	5.6%	9.9%	11.8%	12.0%
% of FP17s for the same patient ID Re-attending within 3 months - Adults	5	62	8.1%	14.1%	15.3%	15.9%
% of FP17s for the same patient ID Re-attending between 3 & 9 months - Children	598	895	66.8%	60.8%	59.1%	58.0%
% of FP17s for the same patient ID Re-attending between 3 & 9 months - Adults	40	62	64.5%	52.9%	51.5%	50.5%
% of FP17s for Band 1 Urgent Courses	37	910	4.1%	7.2%	8.0%	9.0%
% of FP17s Relating to Free Repair or Replacements	0	910	0.0%	0.8%	0.8%	0.8%
% of FP17s Relating to Continuations	0	910	0.0%	1.1%	1.1%	1.1%
% of Patients satisfied with the dentistry they have received	2	3	N/A	91.6%	91.6%	91.5%
% of Patients satisfied with the time they had to wait for an appointment	3	3	N/A	86.9%	88.3%	87.9%

* This is based on patients treated on this contract for their most recent course of treatment. Figures in italics indicate the base number of FP17s or Patient Questionnaire responses are less than 100. N/A is shown where the base number of responses is less than 10 during the period. % is calculated as Quantity/Base number*100

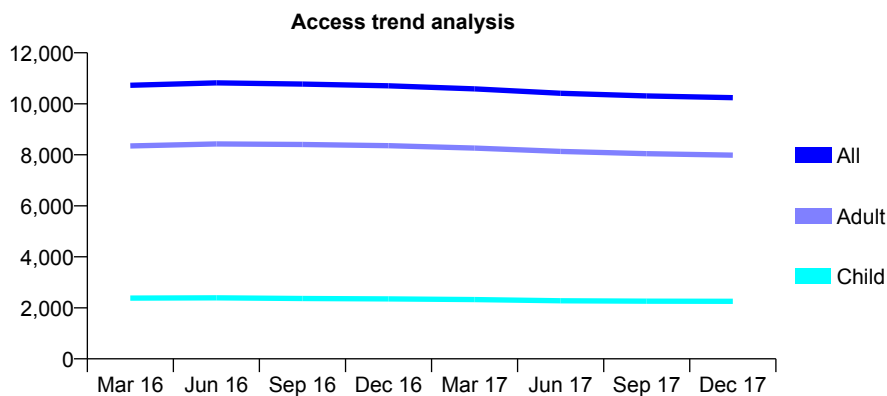
Q59 - Vital Signs At a Glance Contract Report for 796964/0002 - December 2017

Name or company name	MR A SMITH
Contract type name	GDS Contract
Purpose of contract	General and Orthodontic
Contract start date	01/08/2014
Contract end date	

17/18 Contracted general activity (UDA)	33,500
Carry forward general activity (UDA)	860
17/18 Contracted orthodontic activity (UOA)	707
Carry forward orthodontic activity (UOA)	10
Baseline contract value	£945,450.81

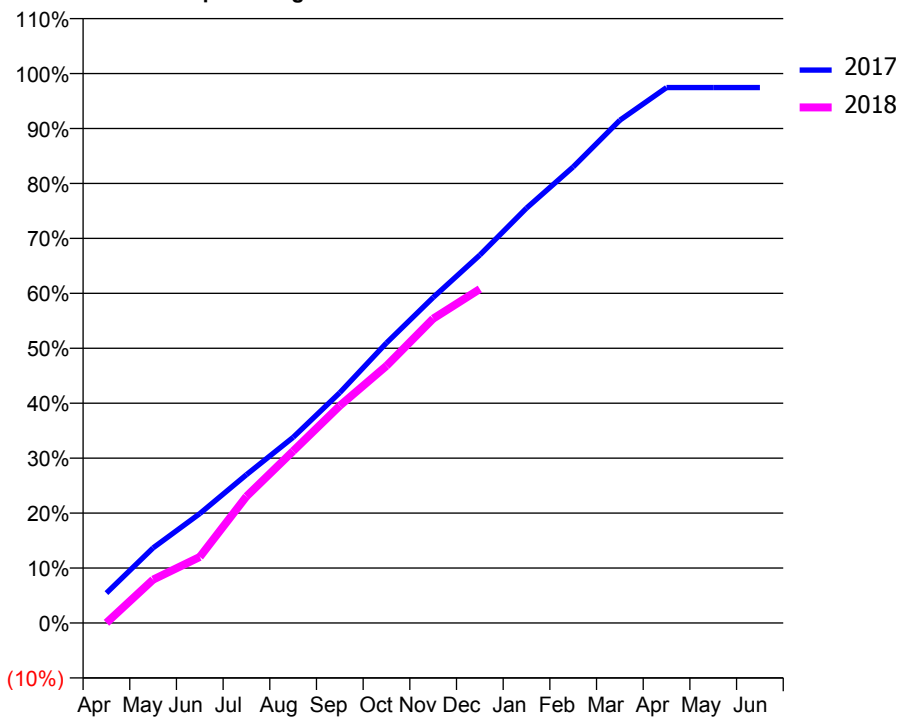
ACCESS*

Patients seen in 24 months	Total	Change since previous quarter
Quarter ending December 2016	10,706	
Quarter ending March 2017	10,587	↓
Quarter ending June 2017	10,412	↓
Quarter ending September 2017	10,310	→
Quarter ending December 2017	10,243	→
Variance since December 2016	(4.3%)	↓



ACTIVITY

Cumulative percentage of contracted UDA delivered 2017 & 2018



QUALITY

	Quantity	Base Number	Contract	AT	Region	England
% of FP17s for the same patient ID Re-attending within 3 months - Children	204	2,791	7.3%	9.9%	11.8%	12.0%
% of FP17s for the same patient ID Re-attending within 3 months - Adults	1,874	10,466	17.9%	14.1%	15.3%	15.9%
% of FP17s for the same patient ID Re-attending between 3 & 9 months - Children	1,973	2,791	70.7%	60.8%	59.1%	58.0%
% of FP17s for the same patient ID Re-attending between 3 & 9 months - Adults	6,853	10,466	65.5%	52.9%	51.5%	50.5%
% of FP17s for Band 1 Urgent Courses	863	12,285	7.0%	7.2%	8.0%	9.0%
% of FP17s Relating to Free Repair or Replacements	373	12,285	3.0%	0.8%	0.8%	0.8%
% of FP17s Relating to Continuations	220	12,285	1.8%	1.1%	1.1%	1.1%
% of Patients satisfied with the dentistry they have received	15	17	88.2%	91.6%	91.6%	91.5%
% of Patients satisfied with the time they had to wait for an appointment	16	17	94.1%	86.9%	88.3%	87.9%

* This is based on patients treated on this contract for their most recent course of treatment. Figures in italics indicate the base number of FP17s or Patient Questionnaire responses are less than 100. N/A is shown where the base number of responses is less than 10 during the period. % is calculated as Quantity/Base number*100

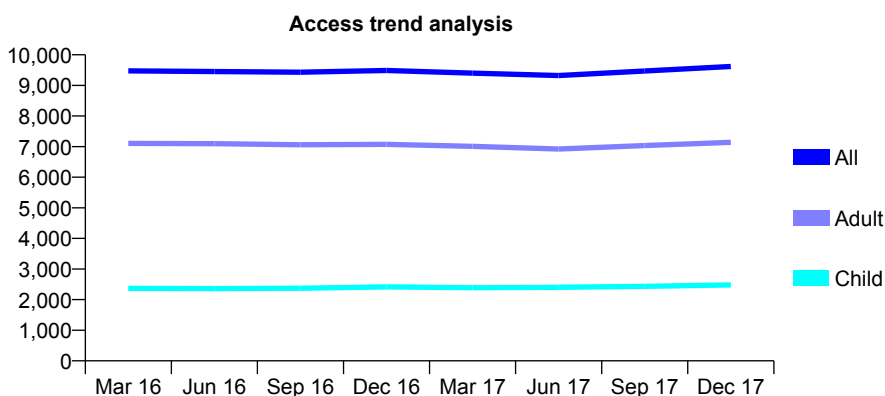
Q59 - Vital Signs At a Glance Contract Report for 810886/0001 - December 2017

Name or company name	MR JF WANSTALL
Contract type name	GDS Contract
Purpose of contract	General
Contract start date	01/04/2006
Contract end date	

17/18 Contracted general activity (UDA)	25,717
Carry forward general activity (UDA)	333
17/18 Contracted orthodontic activity (UOA)	0
Carry forward orthodontic activity (UOA)	0
Baseline contract value	£563,214.10

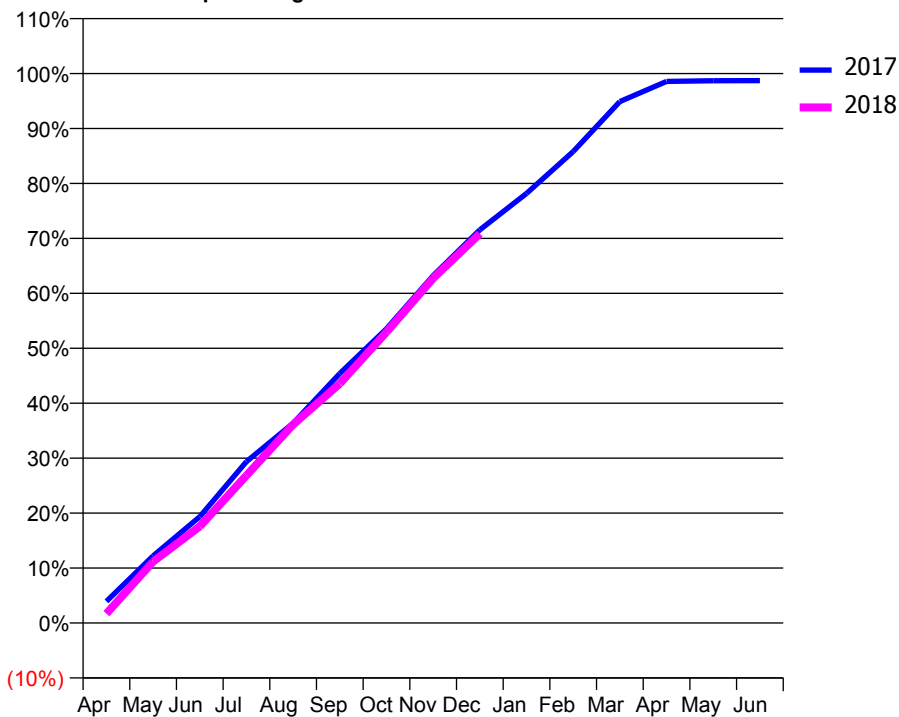
ACCESS*

Patients seen in 24 months	Total	Change since previous quarter
Quarter ending December 2016	9,489	
Quarter ending March 2017	9,400	→
Quarter ending June 2017	9,324	→
Quarter ending September 2017	9,469	→
Quarter ending December 2017	9,620	→
Variance since December 2016	1.4%	→



ACTIVITY

Cumulative percentage of contracted UDA delivered 2017 & 2018



Month	Adjusted Scheduled Activity (UDA)	
	2017	2018
April	1,013	443
May	3,142	2,875
June	4,976	4,523
July	7,554	6,908
August	9,354	9,290
September	11,680	11,203
October	13,770	13,617
November	16,261	16,134
December	18,400	18,217
January	20,101	
February	22,063	
March	24,402	
April	25,346	
May	25,375	
June	25,384	

QUALITY

	Quantity	Base Number	Contract	AT	Region	England
% of FP17s for the same patient ID Re-attending within 3 months - Children	200	2,852	7.0%	9.9%	11.8%	12.0%
% of FP17s for the same patient ID Re-attending within 3 months - Adults	947	7,872	12.0%	14.1%	15.3%	15.9%
% of FP17s for the same patient ID Re-attending between 3 & 9 months - Children	1,857	2,852	65.1%	60.8%	59.1%	58.0%
% of FP17s for the same patient ID Re-attending between 3 & 9 months - Adults	4,769	7,872	60.6%	52.9%	51.5%	50.5%
% of FP17s for Band 1 Urgent Courses	538	9,678	5.6%	7.2%	8.0%	9.0%
% of FP17s Relating to Free Repair or Replacements	77	9,678	0.8%	0.8%	0.8%	0.8%
% of FP17s Relating to Continuations	88	9,678	0.9%	1.1%	1.1%	1.1%
% of Patients satisfied with the dentistry they have received	10	11	90.9%	91.6%	91.6%	91.5%
% of Patients satisfied with the time they had to wait for an appointment	11	11	100.0%	86.9%	88.3%	87.9%

* This is based on patients treated on this contract for their most recent course of treatment. Figures in italics indicate the base number of FP17s or Patient Questionnaire responses are less than 100. N/A is shown where the base number of responses is less than 10 during the period. % is calculated as Quantity/Base number*100

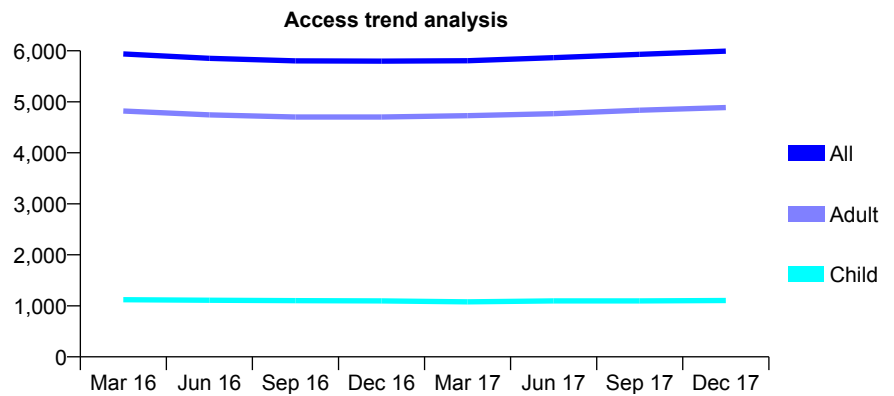
Q59 - Vital Signs At a Glance Contract Report for 812692/0001 - December 2017

Name or company name	MR RD KIDY
Contract type name	GDS Contract
Purpose of contract	General and Orthodontic
Contract start date	01/04/2006
Contract end date	

17/18 Contracted general activity (UDA)	18,737
Carry forward general activity (UDA)	0
17/18 Contracted orthodontic activity (UOA)	467
Carry forward orthodontic activity (UOA)	14
Baseline contract value	£414,407.77

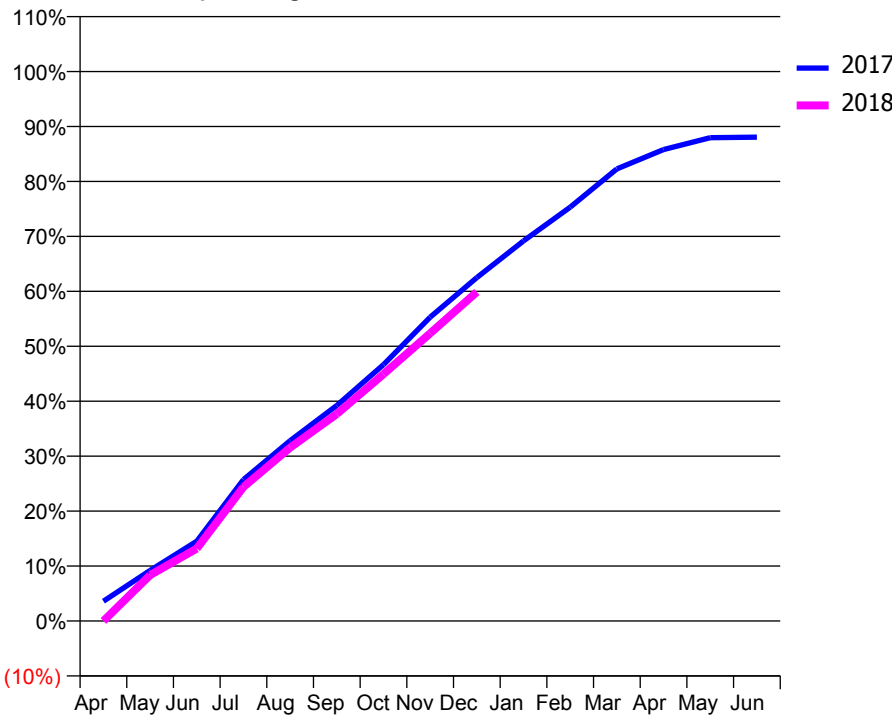
ACCESS*

Patients seen in 24 months	Total	Change since previous quarter
Quarter ending December 2016	5,798	
Quarter ending March 2017	5,806	→
Quarter ending June 2017	5,865	→
Quarter ending September 2017	5,932	→
Quarter ending December 2017	5,993	→
Variance since December 2016	3.4%	↑



ACTIVITY

Cumulative percentage of contracted UDA delivered 2017 & 2018



Month	Adjusted Scheduled Activity (UDA)	
	2017	2018
April	676	0
May	1,726	1,565
June	2,723	2,473
July	4,824	4,573
August	6,148	5,912
September	7,352	7,061
October	8,742	8,417
November	10,360	9,809
December	11,712	11,218
January	12,959	
February	14,112	
March	15,416	
April	16,076	
May	16,478	
June	16,498	

QUALITY

	Quantity	Base Number	Contract	AT	Region	England
% of FP17s for the same patient ID Re-attending within 3 months - Children	101	1,429	7.1%	9.9%	11.8%	12.0%
% of FP17s for the same patient ID Re-attending within 3 months - Adults	638	5,829	10.9%	14.1%	15.3%	15.9%
% of FP17s for the same patient ID Re-attending between 3 & 9 months - Children	899	1,429	62.9%	60.8%	59.1%	58.0%
% of FP17s for the same patient ID Re-attending between 3 & 9 months - Adults	3,543	5,829	60.8%	52.9%	51.5%	50.5%
% of FP17s for Band 1 Urgent Courses	418	6,701	6.2%	7.2%	8.0%	9.0%
% of FP17s Relating to Free Repair or Replacements	51	6,701	0.8%	0.8%	0.8%	0.8%
% of FP17s Relating to Continuations	19	6,701	0.3%	1.1%	1.1%	1.1%
% of Patients satisfied with the dentistry they have received	13	13	100.0%	91.6%	91.6%	91.5%
% of Patients satisfied with the time they had to wait for an appointment	10	13	76.9%	86.9%	88.3%	87.9%

* This is based on patients treated on this contract for their most recent course of treatment. Figures in italics indicate the base number of FP17s or Patient Questionnaire responses are less than 100. N/A is shown where the base number of responses is less than 10 during the period. % is calculated as Quantity/Base number*100

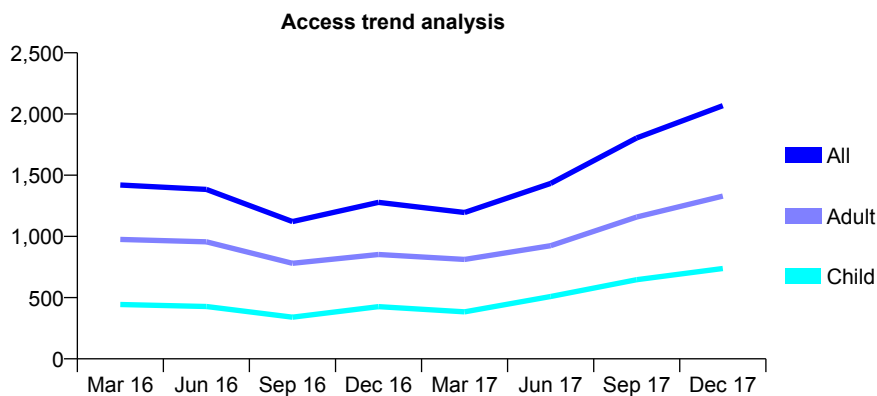
Q59 - Vital Signs At a Glance Contract Report for 812811/0001 - December 2017

Name or company name	MRS S KAUR
Contract type name	GDS Contract
Purpose of contract	General
Contract start date	01/04/2006
Contract end date	

17/18 Contracted general activity (UDA)	7,982
Carry forward general activity (UDA)	-136
17/18 Contracted orthodontic activity (UOA)	0
Carry forward orthodontic activity (UOA)	0
Baseline contract value	£189,316.36

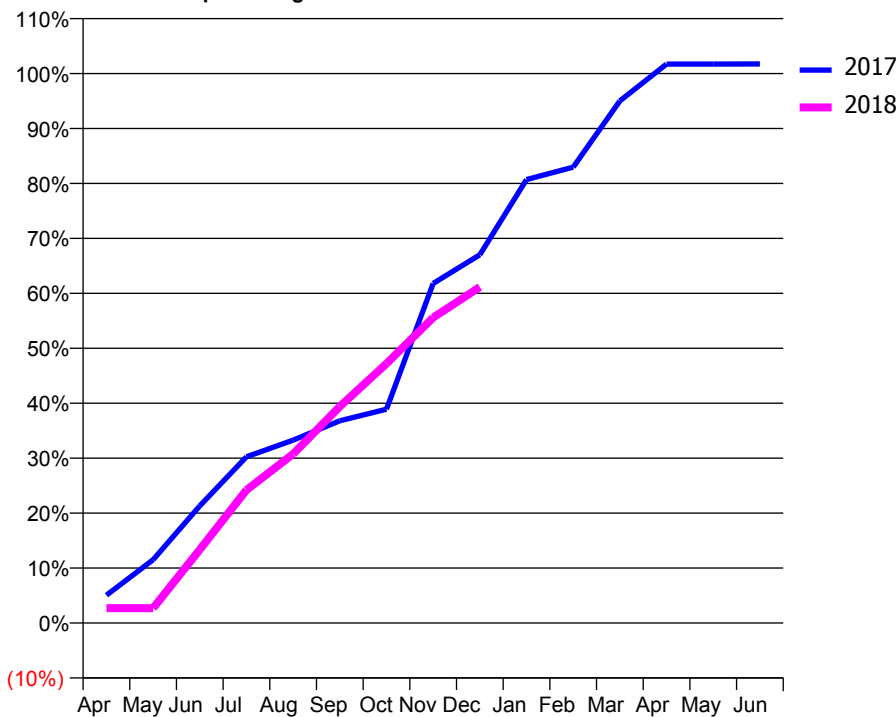
ACCESS*

Patients seen in 24 months	Total	Change since previous quarter
Quarter ending December 2016	1,278	
Quarter ending March 2017	1,196	↓
Quarter ending June 2017	1,433	↑
Quarter ending September 2017	1,805	↑
Quarter ending December 2017	2,068	↑
Variance since December 2016	61.8%	↑



ACTIVITY

Cumulative percentage of contracted UDA delivered 2017 & 2018



Month	Adjusted Scheduled Activity (UDA)	
	2017	2018
April	192	216
May	436	216
June	808	1,067
July	1,146	1,931
August	1,260	2,454
September	1,394	3,145
October	1,474	3,769
November	2,340	4,437
December	2,539	4,879
January	3,057	
February	3,142	
March	3,599	
April	3,853	
May	3,853	
June	3,854	

QUALITY

	Quantity	Base Number	Contract	AT	Region	England
% of FP17s for the same patient ID Re-attending within 3 months - Children	82	959	8.6%	9.9%	11.8%	12.0%
% of FP17s for the same patient ID Re-attending within 3 months - Adults	244	1,510	16.2%	14.1%	15.3%	15.9%
% of FP17s for the same patient ID Re-attending between 3 & 9 months - Children	371	959	38.7%	60.8%	59.1%	58.0%
% of FP17s for the same patient ID Re-attending between 3 & 9 months - Adults	382	1,510	25.3%	52.9%	51.5%	50.5%
% of FP17s for Band 1 Urgent Courses	269	2,327	11.6%	7.2%	8.0%	9.0%
% of FP17s Relating to Free Repair or Replacements	6	2,327	0.3%	0.8%	0.8%	0.8%
% of FP17s Relating to Continuations	6	2,327	0.3%	1.1%	1.1%	1.1%
% of Patients satisfied with the dentistry they have received	3	3	N/A	91.6%	91.6%	91.5%
% of Patients satisfied with the time they had to wait for an appointment	2	3	N/A	86.9%	88.3%	87.9%

* This is based on patients treated on this contract for their most recent course of treatment. Figures in italics indicate the base number of FP17s or Patient Questionnaire responses are less than 100. N/A is shown where the base number of responses is less than 10 during the period. % is calculated as Quantity/Base number*100

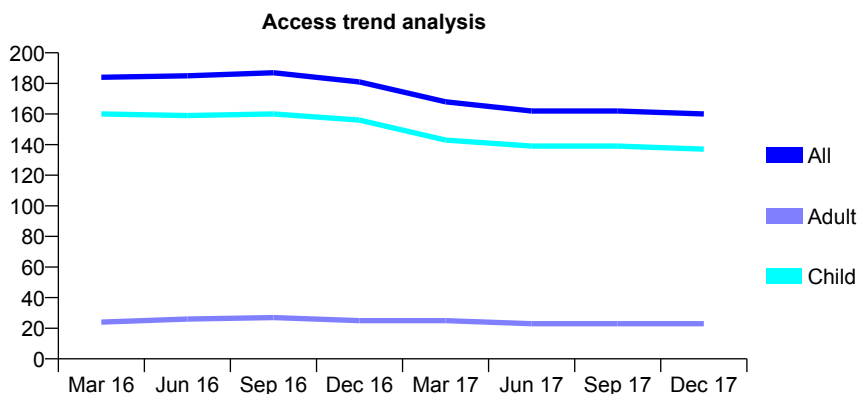
Q59 - Vital Signs At a Glance Contract Report for 813907/0001 - December 2017

Name or company name	PJ Bottom, R Janjua & H Mehboob
Contract type name	GDS Contract
Purpose of contract	General
Contract start date	01/04/2006
Contract end date	

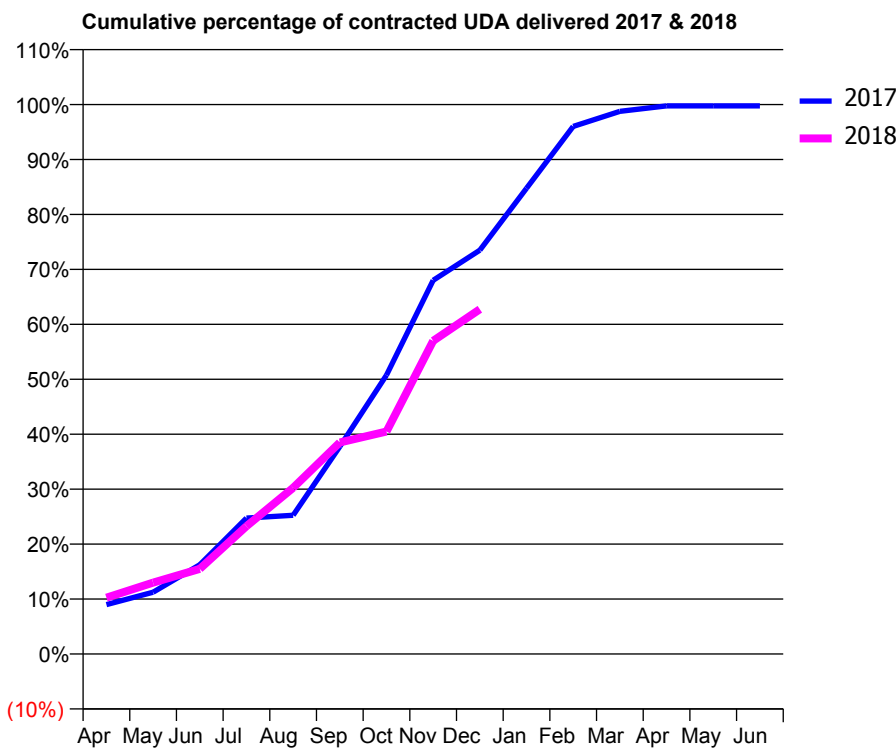
17/18 Contracted general activity (UDA)	400
Carry forward general activity (UDA)	1
17/18 Contracted orthodontic activity (UOA)	0
Carry forward orthodontic activity (UOA)	0
Baseline contract value	£9,147.02

ACCESS*

Patients seen in 24 months	Total	Change since previous quarter
Quarter ending December 2016	181	
Quarter ending March 2017	168	↓
Quarter ending June 2017	162	↓
Quarter ending September 2017	162	→
Quarter ending December 2017	160	↓
Variance since December 2016	(11.6%)	↓



ACTIVITY



Month	Adjusted Scheduled Activity (UDA)	
	2017	2018
April	36	41
May	45	52
June	65	62
July	99	93
August	101	121
September	151	154
October	203	162
November	272	228
December	294	251
January	339	
February	384	
March	395	
April	399	
May	399	
June	399	

QUALITY

	Quantity	Base Number	Contract	AT	Region	England
% of FP17s for the same patient ID Re-attending within 3 months - Children	6	188	3.2%	9.9%	11.8%	12.0%
% of FP17s for the same patient ID Re-attending within 3 months - Adults	0	1	0.0%	14.1%	15.3%	15.9%
% of FP17s for the same patient ID Re-attending between 3 & 9 months - Children	120	188	63.8%	60.8%	59.1%	58.0%
% of FP17s for the same patient ID Re-attending between 3 & 9 months - Adults	1	1	100.0%	52.9%	51.5%	50.5%
% of FP17s for Band 1 Urgent Courses	0	184	0.0%	7.2%	8.0%	9.0%
% of FP17s Relating to Free Repair or Replacements	0	184	0.0%	0.8%	0.8%	0.8%
% of FP17s Relating to Continuations	0	184	0.0%	1.1%	1.1%	1.1%
% of Patients satisfied with the dentistry they have received	0	0	N/A	91.6%	91.6%	91.5%
% of Patients satisfied with the time they had to wait for an appointment	0	0	N/A	86.9%	88.3%	87.9%

* This is based on patients treated on this contract for their most recent course of treatment. Figures in italics indicate the base number of FP17s or Patient Questionnaire responses are less than 100. N/A is shown where the base number of responses is less than 10 during the period. % is calculated as Quantity/Base number*100

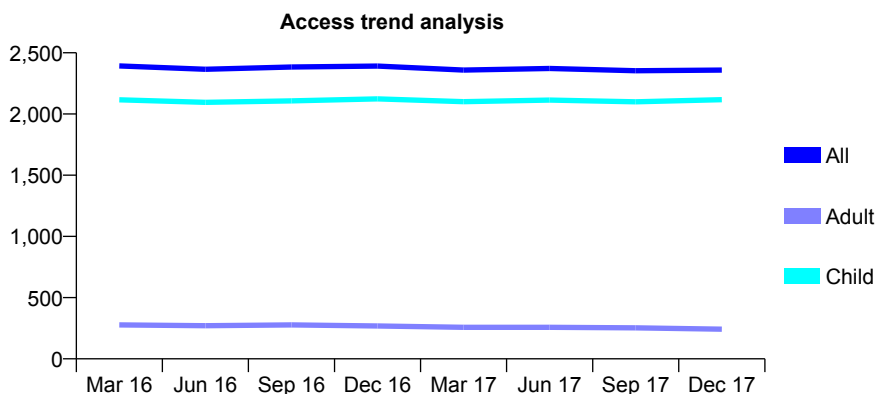
Q59 - Vital Signs At a Glance Contract Report for 820873/0001 - December 2017

Name or company name	MR ST KACZMARCZYK
Contract type name	GDS Contract
Purpose of contract	General
Contract start date	01/04/2006
Contract end date	

17/18 Contracted general activity (UDA)	5,000
Carry forward general activity (UDA)	0
17/18 Contracted orthodontic activity (UOA)	0
Carry forward orthodontic activity (UOA)	0
Baseline contract value	£104,266.47

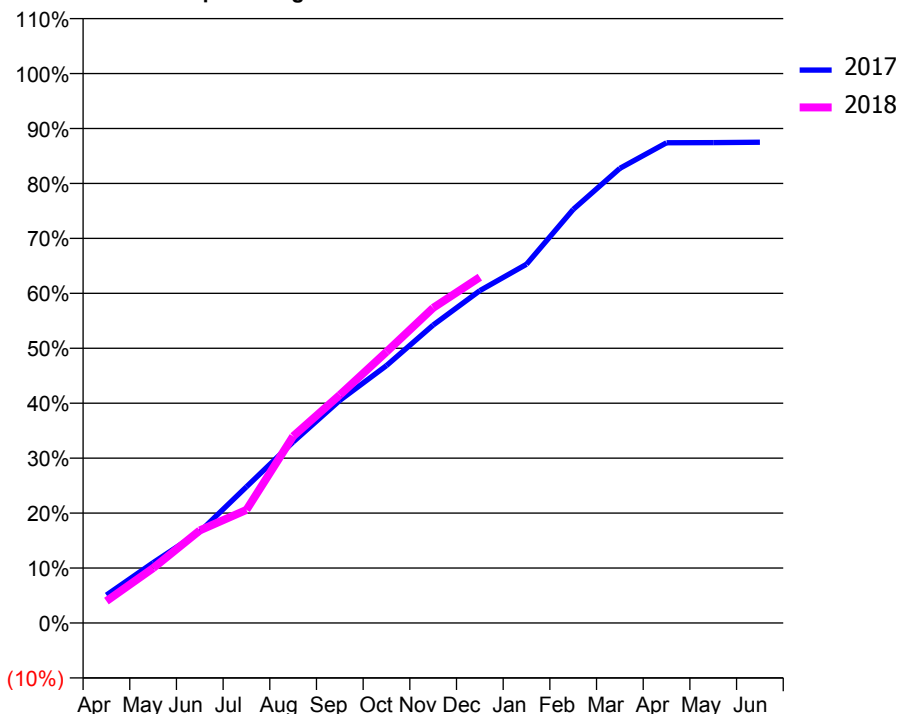
ACCESS*

Patients seen in 24 months	Total	Change since previous quarter
Quarter ending December 2016	2,392	
Quarter ending March 2017	2,359	↓
Quarter ending June 2017	2,372	→
Quarter ending September 2017	2,353	→
Quarter ending December 2017	2,359	→
Variance since December 2016	(1.4%)	↓



ACTIVITY

Cumulative percentage of contracted UDA delivered 2017 & 2018



Month	Adjusted Scheduled Activity (UDA)	
	2017	2018
April	254	199
May	549	500
June	831	842
July	1,239	1,029
August	1,647	1,699
September	2,026	2,075
October	2,343	2,467
November	2,712	2,867
December	3,024	3,147
January	3,264	
February	3,763	
March	4,137	
April	4,369	
May	4,371	
June	4,374	

QUALITY

	Quantity	Base Number	Contract	AT	Region	England
% of FP17s for the same patient ID Re-attending within 3 months - Children	164	2,767	5.9%	9.9%	11.8%	12.0%
% of FP17s for the same patient ID Re-attending within 3 months - Adults	0	0	N/A	14.1%	15.3%	15.9%
% of FP17s for the same patient ID Re-attending between 3 & 9 months - Children	1,980	2,767	71.6%	60.8%	59.1%	58.0%
% of FP17s for the same patient ID Re-attending between 3 & 9 months - Adults	0	0	N/A	52.9%	51.5%	50.5%
% of FP17s for Band 1 Urgent Courses	104	2,585	4.0%	7.2%	8.0%	9.0%
% of FP17s Relating to Free Repair or Replacements	1	2,585	0.0%	0.8%	0.8%	0.8%
% of FP17s Relating to Continuations	0	2,585	0.0%	1.1%	1.1%	1.1%
% of Patients satisfied with the dentistry they have received	2	2	N/A	91.6%	91.6%	91.5%
% of Patients satisfied with the time they had to wait for an appointment	1	2	N/A	86.9%	88.3%	87.9%

* This is based on patients treated on this contract for their most recent course of treatment. Figures in italics indicate the base number of FP17s or Patient Questionnaire responses are less than 100. N/A is shown where the base number of responses is less than 10 during the period. % is calculated as Quantity/Base number*100

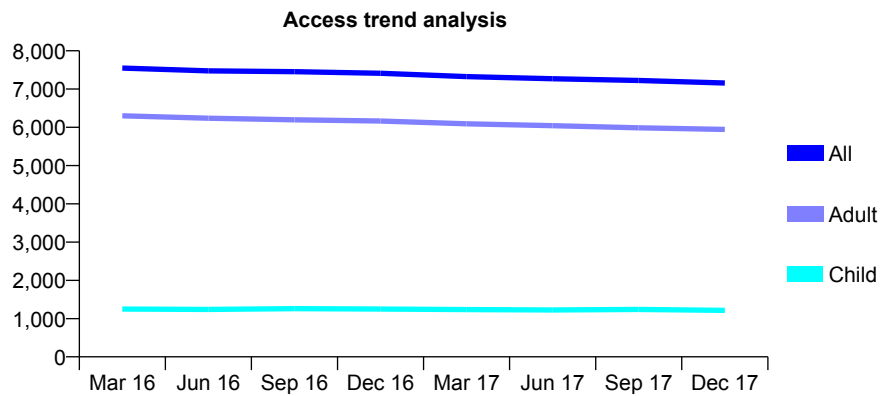
Q59 - Vital Signs At a Glance Contract Report for 840386/0002 - December 2017

Name or company name	MR AW GEMMELL
Contract type name	GDS Contract
Purpose of contract	General and Orthodontic
Contract start date	01/08/2009
Contract end date	

17/18 Contracted general activity (UDA)	21,500
Carry forward general activity (UDA)	0
17/18 Contracted orthodontic activity (UOA)	660
Carry forward orthodontic activity (UOA)	3
Baseline contract value	£523,578.52

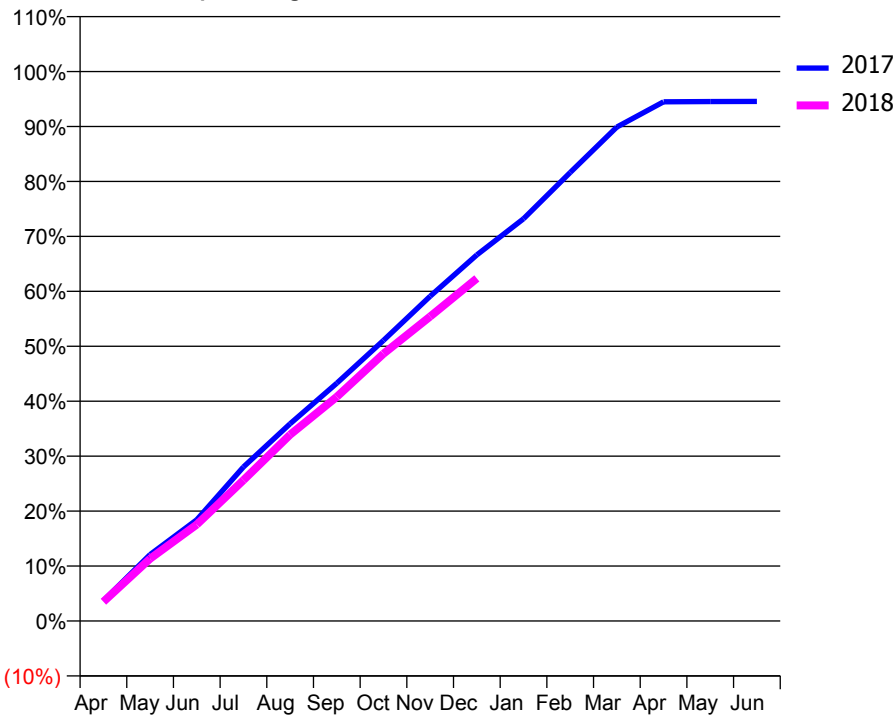
ACCESS*

Patients seen in 24 months	Total	Change since previous quarter
Quarter ending December 2016	7,413	
Quarter ending March 2017	7,327	↓
Quarter ending June 2017	7,269	→
Quarter ending September 2017	7,226	→
Quarter ending December 2017	7,158	→
Variance since December 2016	(3.4%)	↓



ACTIVITY

Cumulative percentage of contracted UDA delivered 2017 & 2018



Month	Adjusted Scheduled Activity (UDA)	
	2017	2018
April	756	755
May	2,479	2,437
June	3,777	3,777
July	5,748	5,510
August	7,358	7,291
September	8,871	8,775
October	10,470	10,459
November	12,115	11,915
December	13,657	13,405
January	15,007	
February	16,732	
March	18,429	
April	19,367	
May	19,377	
June	19,384	

QUALITY

	Quantity	Base Number	Contract	AT	Region	England
% of FP17s for the same patient ID Re-attending within 3 months - Children	117	1,513	7.7%	9.9%	11.8%	12.0%
% of FP17s for the same patient ID Re-attending within 3 months - Adults	856	6,944	12.3%	14.1%	15.3%	15.9%
% of FP17s for the same patient ID Re-attending between 3 & 9 months - Children	1,103	1,513	72.9%	60.8%	59.1%	58.0%
% of FP17s for the same patient ID Re-attending between 3 & 9 months - Adults	4,422	6,944	63.7%	52.9%	51.5%	50.5%
% of FP17s for Band 1 Urgent Courses	234	7,640	3.1%	7.2%	8.0%	9.0%
% of FP17s Relating to Free Repair or Replacements	122	7,640	1.6%	0.8%	0.8%	0.8%
% of FP17s Relating to Continuations	168	7,640	2.2%	1.1%	1.1%	1.1%
% of Patients satisfied with the dentistry they have received	17	20	85.0%	91.6%	91.6%	91.5%
% of Patients satisfied with the time they had to wait for an appointment	16	20	80.0%	86.9%	88.3%	87.9%

* This is based on patients treated on this contract for their most recent course of treatment. Figures in italics indicate the base number of FP17s or Patient Questionnaire responses are less than 100. N/A is shown where the base number of responses is less than 10 during the period. % is calculated as Quantity/Base number*100

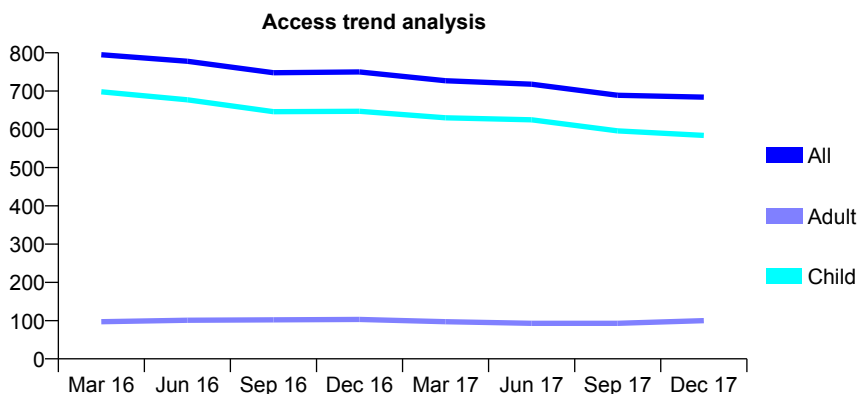
Q59 - Vital Signs At a Glance Contract Report for 867861/0001 - December 2017

Name or company name	MR DM AUNIANU
Contract type name	GDS Contract
Purpose of contract	General
Contract start date	01/05/2014
Contract end date	

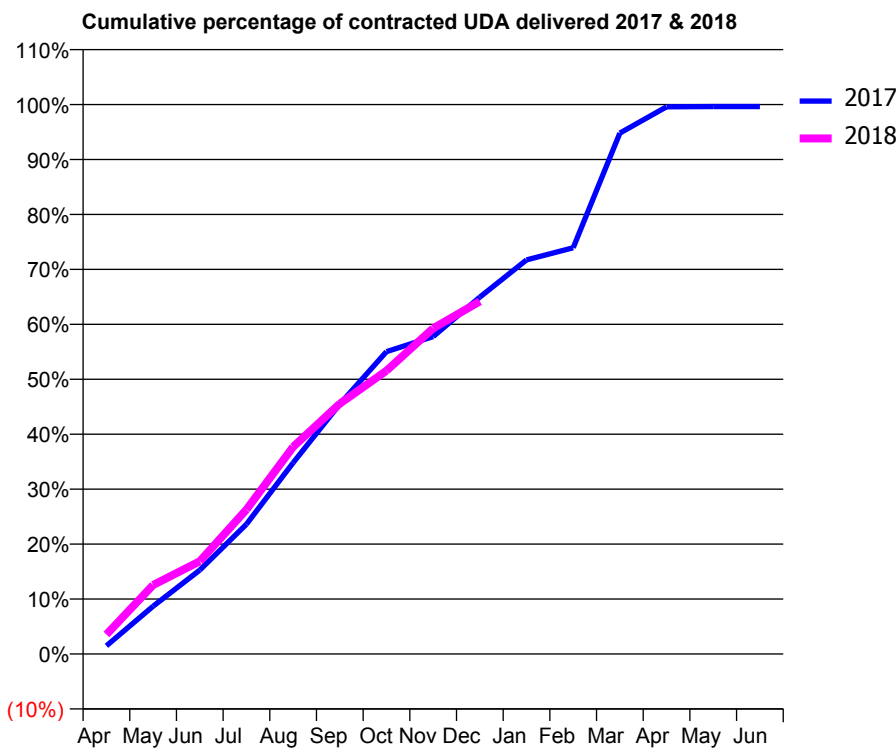
17/18 Contracted general activity (UDA)	2,219
Carry forward general activity (UDA)	8
17/18 Contracted orthodontic activity (UOA)	0
Carry forward orthodontic activity (UOA)	0
Baseline contract value	£59,900.34

ACCESS*

Patients seen in 24 months	Total	Change since previous quarter
Quarter ending December 2016	750	
Quarter ending March 2017	727	↓
Quarter ending June 2017	718	↓
Quarter ending September 2017	689	↓
Quarter ending December 2017	684	→
Variance since December 2016	(8.8%)	↓



ACTIVITY



Month	Adjusted Scheduled Activity (UDA)	
	2017	2018
April	33	79
May	193	278
June	339	374
July	524	584
August	773	837
September	1,010	1,011
October	1,221	1,144
November	1,282	1,315
December	1,441	1,424
January	1,592	
February	1,641	
March	2,104	
April	2,210	
May	2,211	
June	2,211	

QUALITY

	Quantity	Base Number	Contract	AT	Region	England
% of FP17s for the same patient ID Re-attending within 3 months - Children	62	731	8.5%	9.9%	11.8%	12.0%
% of FP17s for the same patient ID Re-attending within 3 months - Adults	3	40	7.5%	14.1%	15.3%	15.9%
% of FP17s for the same patient ID Re-attending between 3 & 9 months - Children	506	731	69.2%	60.8%	59.1%	58.0%
% of FP17s for the same patient ID Re-attending between 3 & 9 months - Adults	26	40	65.0%	52.9%	51.5%	50.5%
% of FP17s for Band 1 Urgent Courses	6	722	0.8%	7.2%	8.0%	9.0%
% of FP17s Relating to Free Repair or Replacements	0	722	0.0%	0.8%	0.8%	0.8%
% of FP17s Relating to Continuations	14	722	1.9%	1.1%	1.1%	1.1%
% of Patients satisfied with the dentistry they have received	0	0	N/A	91.6%	91.6%	91.5%
% of Patients satisfied with the time they had to wait for an appointment	0	0	N/A	86.9%	88.3%	87.9%

* This is based on patients treated on this contract for their most recent course of treatment. Figures in italics indicate the base number of FP17s or Patient Questionnaire responses are less than 100. N/A is shown where the base number of responses is less than 10 during the period. % is calculated as Quantity/Base number*100

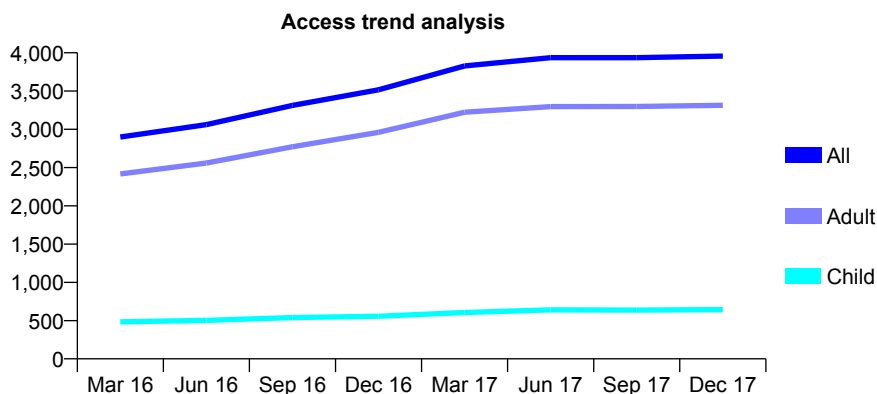
Q59 - Vital Signs At a Glance Contract Report for 877530/0001 - December 2017

Name or company name	MR S RAO PORUMAMILLA
Contract type name	GDS Contract
Purpose of contract	General
Contract start date	01/05/2015
Contract end date	

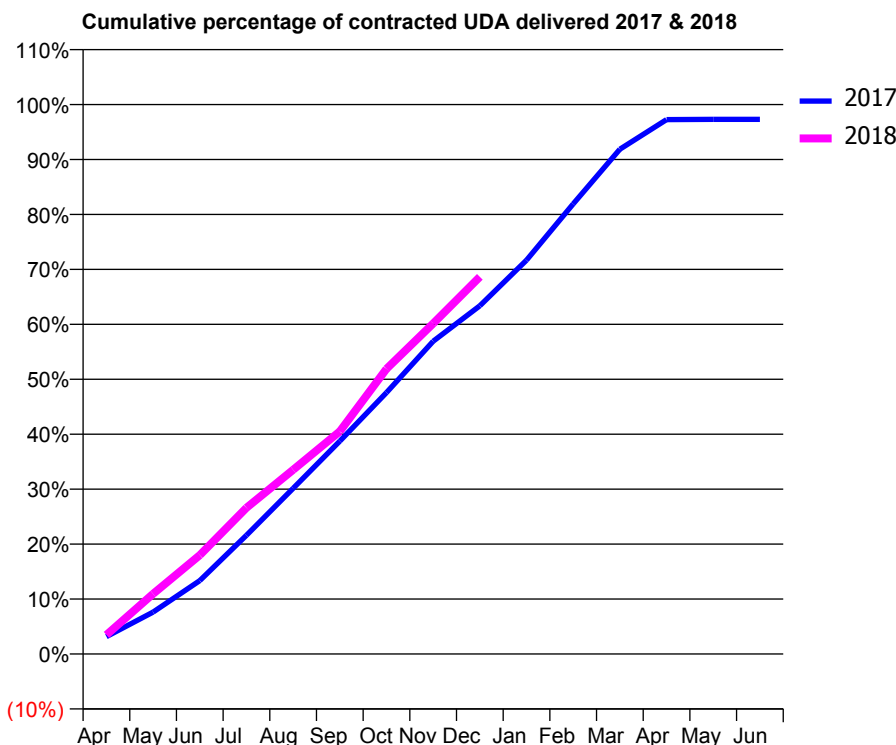
17/18 Contracted general activity (UDA)	10,054
Carry forward general activity (UDA)	0
17/18 Contracted orthodontic activity (UOA)	0
Carry forward orthodontic activity (UOA)	0
Baseline contract value	£200,418.25

ACCESS*

Patients seen in 24 months	Total	Change since previous quarter
Quarter ending December 2016	3,517	
Quarter ending March 2017	3,828	↑
Quarter ending June 2017	3,937	↑
Quarter ending September 2017	3,936	→
Quarter ending December 2017	3,958	→
Variance since December 2016	12.5%	↑



ACTIVITY



Month	Adjusted Scheduled Activity (UDA)	
	2017	2018
April	319	350
May	768	1,100
June	1,344	1,810
July	2,172	2,674
August	3,032	3,370
September	3,895	4,073
October	4,784	5,217
November	5,723	6,047
December	6,371	6,901
January	7,206	
February	8,235	
March	9,237	
April	9,778	
May	9,783	
June	9,782	

QUALITY

	Quantity	Base Number	Contract	AT	Region	England
% of FP17s for the same patient ID Re-attending within 3 months - Children	41	666	6.2%	9.9%	11.8%	12.0%
% of FP17s for the same patient ID Re-attending within 3 months - Adults	362	3,522	10.3%	14.1%	15.3%	15.9%
% of FP17s for the same patient ID Re-attending between 3 & 9 months - Children	397	666	59.6%	60.8%	59.1%	58.0%
% of FP17s for the same patient ID Re-attending between 3 & 9 months - Adults	2,205	3,522	62.6%	52.9%	51.5%	50.5%
% of FP17s for Band 1 Urgent Courses	304	3,912	7.8%	7.2%	8.0%	9.0%
% of FP17s Relating to Free Repair or Replacements	19	3,912	0.5%	0.8%	0.8%	0.8%
% of FP17s Relating to Continuations	6	3,912	0.2%	1.1%	1.1%	1.1%
% of Patients satisfied with the dentistry they have received	7	7	N/A	91.6%	91.6%	91.5%
% of Patients satisfied with the time they had to wait for an appointment	7	7	N/A	86.9%	88.3%	87.9%

* This is based on patients treated on this contract for their most recent course of treatment. Figures in italics indicate the base number of FP17s or Patient Questionnaire responses are less than 100. N/A is shown where the base number of responses is less than 10 during the period. % is calculated as Quantity/Base number*100

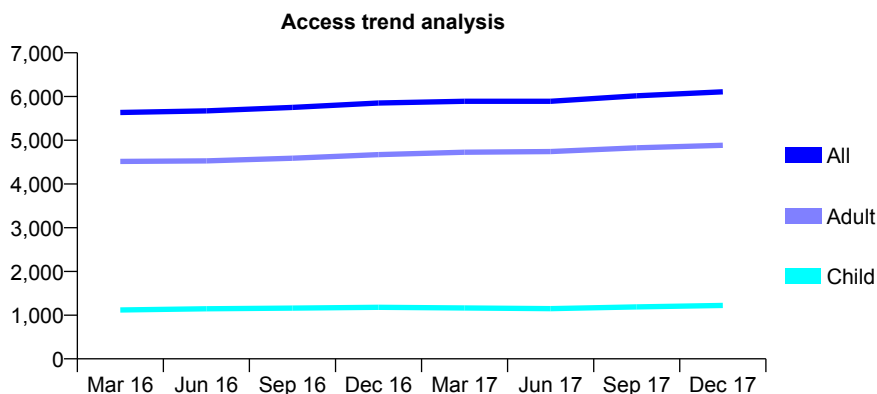
Q59 - Vital Signs At a Glance Contract Report for 884286/0001 - December 2017

Name or company name	MISS R MANDALIA
Contract type name	GDS Contract
Purpose of contract	General
Contract start date	01/04/2008
Contract end date	

17/18 Contracted general activity (UDA)	17,732
Carry forward general activity (UDA)	-42
17/18 Contracted orthodontic activity (UOA)	0
Carry forward orthodontic activity (UOA)	0
Baseline contract value	£428,572.36

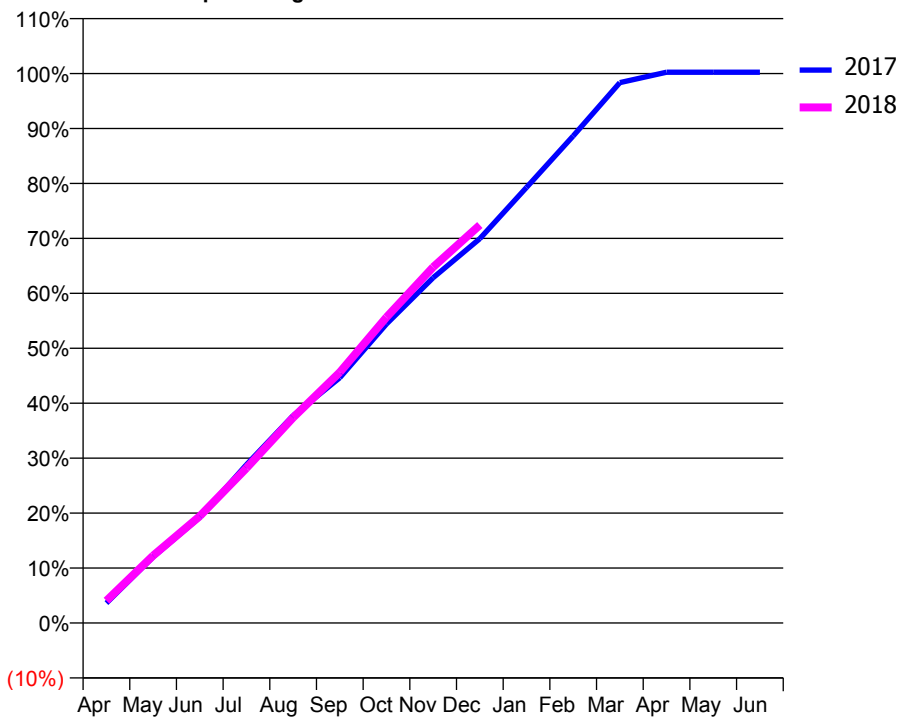
ACCESS*

Patients seen in 24 months	Total	Change since previous quarter
Quarter ending December 2016	5,851	
Quarter ending March 2017	5,892	→
Quarter ending June 2017	5,890	→
Quarter ending September 2017	6,015	↑
Quarter ending December 2017	6,107	→
Variance since December 2016	4.4%	↑



ACTIVITY

Cumulative percentage of contracted UDA delivered 2017 & 2018



Month	Adjusted Scheduled Activity (UDA)	
	2017	2018
April	645	722
May	2,132	2,174
June	3,416	3,450
July	5,109	4,998
August	6,693	6,628
September	7,913	8,090
October	9,650	9,868
November	11,144	11,485
December	12,405	12,841
January	14,058	
February	15,717	
March	17,440	
April	17,774	
May	17,774	
June	17,774	

QUALITY

	Quantity	Base Number	Contract	AT	Region	England
% of FP17s for the same patient ID Re-attending within 3 months - Children	101	1,550	6.5%	9.9%	11.8%	12.0%
% of FP17s for the same patient ID Re-attending within 3 months - Adults	744	5,937	12.5%	14.1%	15.3%	15.9%
% of FP17s for the same patient ID Re-attending between 3 & 9 months - Children	1,070	1,550	69.0%	60.8%	59.1%	58.0%
% of FP17s for the same patient ID Re-attending between 3 & 9 months - Adults	3,694	5,937	62.2%	52.9%	51.5%	50.5%
% of FP17s for Band 1 Urgent Courses	477	7,266	6.6%	7.2%	8.0%	9.0%
% of FP17s Relating to Free Repair or Replacements	55	7,266	0.8%	0.8%	0.8%	0.8%
% of FP17s Relating to Continuations	69	7,266	0.9%	1.1%	1.1%	1.1%
% of Patients satisfied with the dentistry they have received	6	8	N/A	91.6%	91.6%	91.5%
% of Patients satisfied with the time they had to wait for an appointment	5	8	N/A	86.9%	88.3%	87.9%

* This is based on patients treated on this contract for their most recent course of treatment. Figures in italics indicate the base number of FP17s or Patient Questionnaire responses are less than 100. N/A is shown where the base number of responses is less than 10 during the period. % is calculated as Quantity/Base number*100

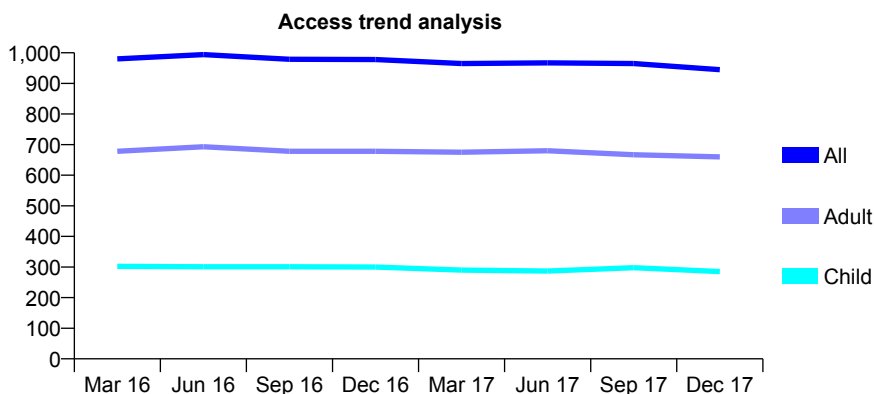
Q59 - Vital Signs At a Glance Contract Report for 888761/0001 - December 2017

Name or company name	MR JF HAWKINS
Contract type name	GDS Contract
Purpose of contract	General and Orthodontic
Contract start date	01/04/2006
Contract end date	

17/18 Contracted general activity (UDA)	2,400
Carry forward general activity (UDA)	0
17/18 Contracted orthodontic activity (UOA)	197
Carry forward orthodontic activity (UOA)	23
Baseline contract value	£66,706.77

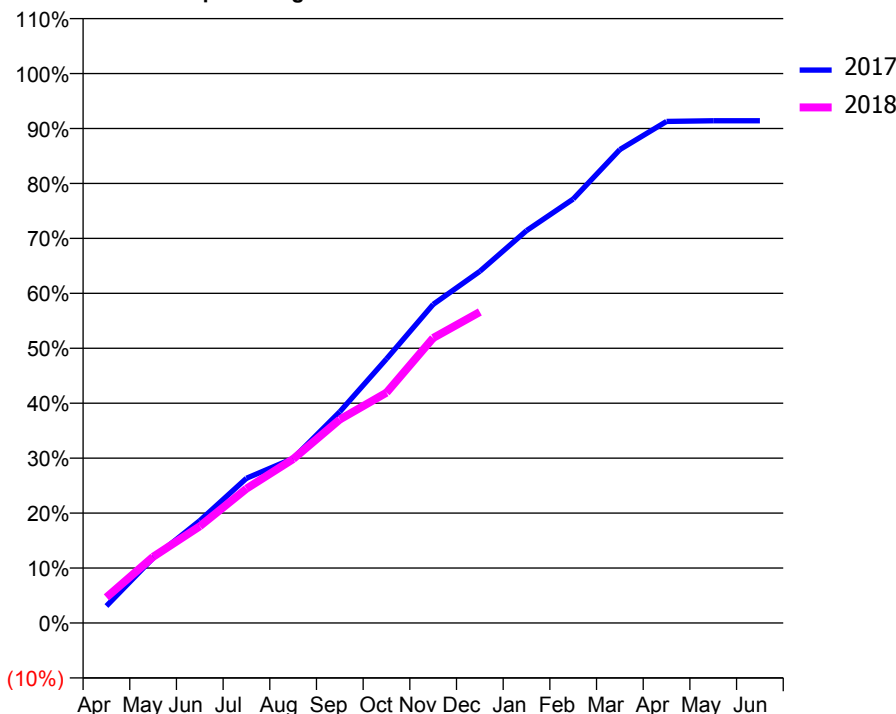
ACCESS*

Patients seen in 24 months	Total	Change since previous quarter
Quarter ending December 2016	978	
Quarter ending March 2017	965	↓
Quarter ending June 2017	967	→
Quarter ending September 2017	965	→
Quarter ending December 2017	945	↓
Variance since December 2016	(3.4%)	↓



ACTIVITY

Cumulative percentage of contracted UDA delivered 2017 & 2018



Month	Adjusted Scheduled Activity (UDA)	
	2017	2018
April	74	112
May	284	289
June	447	423
July	632	587
August	719	716
September	923	889
October	1,153	1,006
November	1,392	1,245
December	1,536	1,358
January	1,714	
February	1,852	
March	2,068	
April	2,191	
May	2,194	
June	2,194	

QUALITY

	Quantity	Base Number	Contract	AT	Region	England
% of FP17s for the same patient ID Re-attending within 3 months - Children	14	301	4.7%	9.9%	11.8%	12.0%
% of FP17s for the same patient ID Re-attending within 3 months - Adults	68	735	9.3%	14.1%	15.3%	15.9%
% of FP17s for the same patient ID Re-attending between 3 & 9 months - Children	187	301	62.1%	60.8%	59.1%	58.0%
% of FP17s for the same patient ID Re-attending between 3 & 9 months - Adults	501	735	68.2%	52.9%	51.5%	50.5%
% of FP17s for Band 1 Urgent Courses	22	954	2.3%	7.2%	8.0%	9.0%
% of FP17s Relating to Free Repair or Replacements	2	954	0.2%	0.8%	0.8%	0.8%
% of FP17s Relating to Continuations	9	954	0.9%	1.1%	1.1%	1.1%
% of Patients satisfied with the dentistry they have received	2	3	N/A	91.6%	91.6%	91.5%
% of Patients satisfied with the time they had to wait for an appointment	2	3	N/A	86.9%	88.3%	87.9%

* This is based on patients treated on this contract for their most recent course of treatment. Figures in italics indicate the base number of FP17s or Patient Questionnaire responses are less than 100. N/A is shown where the base number of responses is less than 10 during the period. % is calculated as Quantity/Base number*100

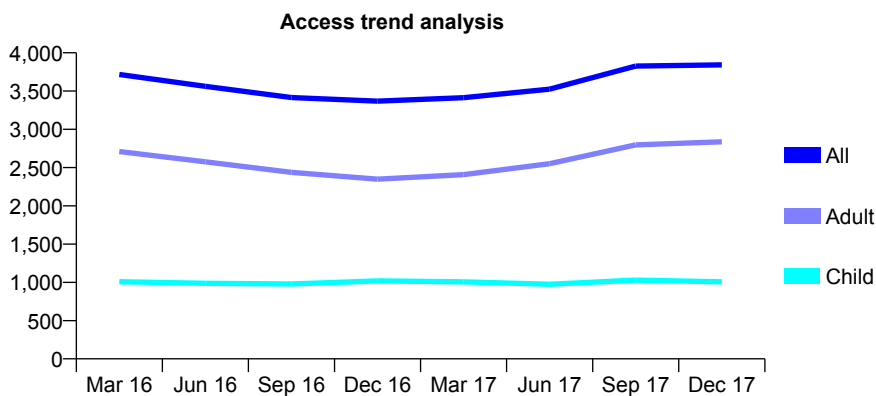
Q59 - Vital Signs At a Glance Contract Report for 906018/0001 - December 2017

Name or company name	MR P MARTIN
Contract type name	GDS Contract
Purpose of contract	General
Contract start date	01/04/2006
Contract end date	

17/18 Contracted general activity (UDA)	13,550
Carry forward general activity (UDA)	0
17/18 Contracted orthodontic activity (UOA)	0
Carry forward orthodontic activity (UOA)	0
Baseline contract value	£272,436.43

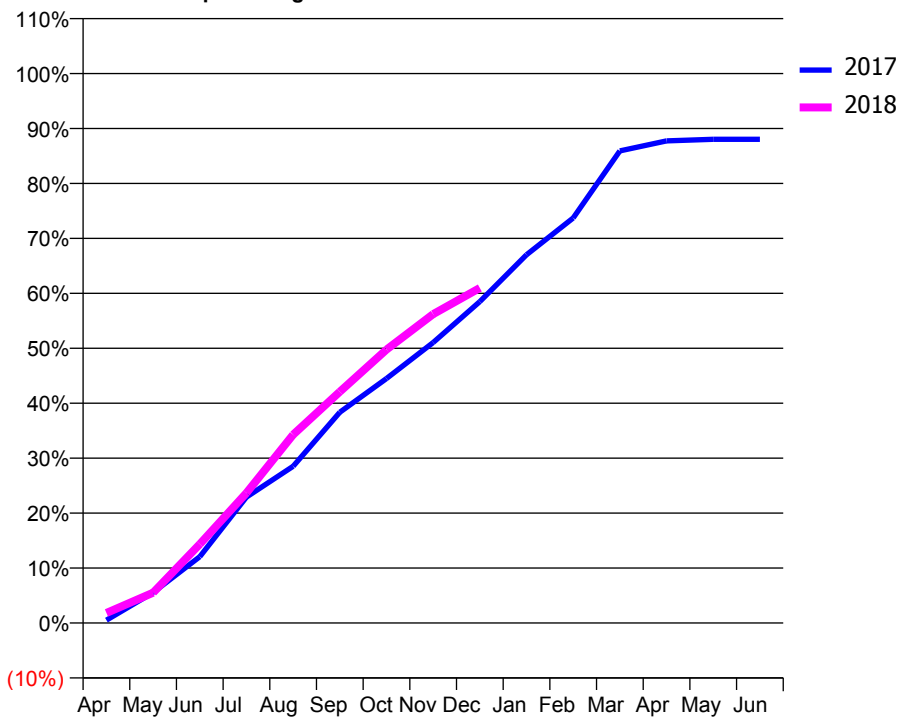
ACCESS*

Patients seen in 24 months	Total	Change since previous quarter
Quarter ending December 2016	3,368	
Quarter ending March 2017	3,414	→
Quarter ending June 2017	3,525	↑
Quarter ending September 2017	3,826	↑
Quarter ending December 2017	3,843	→
Variance since December 2016	14.1%	↑



ACTIVITY

Cumulative percentage of contracted UDA delivered 2017 & 2018



Month	Adjusted Scheduled Activity (UDA)	
	2017	2018
April	57	249
May	614	747
June	1,334	1,943
July	2,533	3,206
August	3,152	4,644
September	4,239	5,705
October	4,916	6,743
November	5,640	7,617
December	6,465	8,260
January	7,404	
February	8,145	
March	9,495	
April	9,696	
May	9,727	
June	9,728	

QUALITY

	Quantity	Base Number	Contract	AT	Region	England
% of FP17s for the same patient ID Re-attending within 3 months - Children	65	976	6.7%	9.9%	11.8%	12.0%
% of FP17s for the same patient ID Re-attending within 3 months - Adults	370	2,743	13.5%	14.1%	15.3%	15.9%
% of FP17s for the same patient ID Re-attending between 3 & 9 months - Children	479	976	49.1%	60.8%	59.1%	58.0%
% of FP17s for the same patient ID Re-attending between 3 & 9 months - Adults	1,035	2,743	37.7%	52.9%	51.5%	50.5%
% of FP17s for Band 1 Urgent Courses	224	3,616	6.2%	7.2%	8.0%	9.0%
% of FP17s Relating to Free Repair or Replacements	42	3,616	1.2%	0.8%	0.8%	0.8%
% of FP17s Relating to Continuations	30	3,616	0.8%	1.1%	1.1%	1.1%
% of Patients satisfied with the dentistry they have received	44	46	95.7%	91.6%	91.6%	91.5%
% of Patients satisfied with the time they had to wait for an appointment	44	46	95.7%	86.9%	88.3%	87.9%

* This is based on patients treated on this contract for their most recent course of treatment. Figures in italics indicate the base number of FP17s or Patient Questionnaire responses are less than 100. N/A is shown where the base number of responses is less than 10 during the period. % is calculated as Quantity/Base number*100

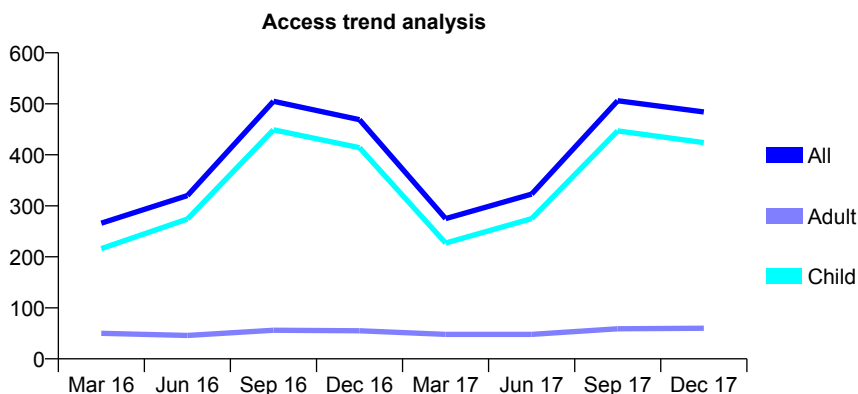
Q59 - Vital Signs At a Glance Contract Report for 906794/0001 - December 2017

Name or company name	Mr R W Bows and Miss N Morjaria
Contract type name	GDS Contract
Purpose of contract	General
Contract start date	01/04/2006
Contract end date	

17/18 Contracted general activity (UDA)	750
Carry forward general activity (UDA)	4
17/18 Contracted orthodontic activity (UOA)	0
Carry forward orthodontic activity (UOA)	0
Baseline contract value	£19,011.72

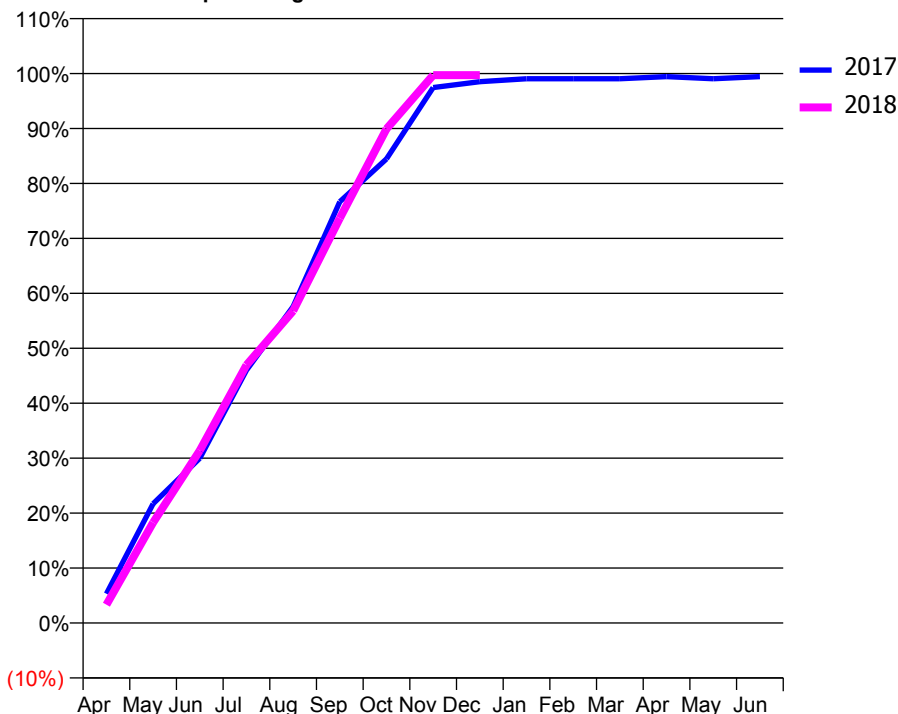
ACCESS*

Patients seen in 24 months	Total	Change since previous quarter
Quarter ending December 2016	469	
Quarter ending March 2017	275	↓
Quarter ending June 2017	323	↑
Quarter ending September 2017	506	↑
Quarter ending December 2017	484	↓
Variance since December 2016	3.2%	↑



ACTIVITY

Cumulative percentage of contracted UDA delivered 2017 & 2018



Month	Adjusted Scheduled Activity (UDA)	
	2017	2018
April	40	25
May	163	137
June	225	235
July	345	352
August	432	426
September	575	552
October	633	674
November	731	748
December	739	748
January	743	
February	743	
March	743	
April	746	
May	743	
June	746	

QUALITY

	Quantity	Base Number	Contract	AT	Region	England
% of FP17s for the same patient ID Re-attending within 3 months - Children	15	533	2.8%	9.9%	11.8%	12.0%
% of FP17s for the same patient ID Re-attending within 3 months - Adults	1	37	2.7%	14.1%	15.3%	15.9%
% of FP17s for the same patient ID Re-attending between 3 & 9 months - Children	162	533	30.4%	60.8%	59.1%	58.0%
% of FP17s for the same patient ID Re-attending between 3 & 9 months - Adults	10	37	27.0%	52.9%	51.5%	50.5%
% of FP17s for Band 1 Urgent Courses	24	566	4.2%	7.2%	8.0%	9.0%
% of FP17s Relating to Free Repair or Replacements	0	566	0.0%	0.8%	0.8%	0.8%
% of FP17s Relating to Continuations	0	566	0.0%	1.1%	1.1%	1.1%
% of Patients satisfied with the dentistry they have received	1	1	N/A	91.6%	91.6%	91.5%
% of Patients satisfied with the time they had to wait for an appointment	1	1	N/A	86.9%	88.3%	87.9%

* This is based on patients treated on this contract for their most recent course of treatment. Figures in italics indicate the base number of FP17s or Patient Questionnaire responses are less than 100. N/A is shown where the base number of responses is less than 10 during the period. % is calculated as Quantity/Base number*100

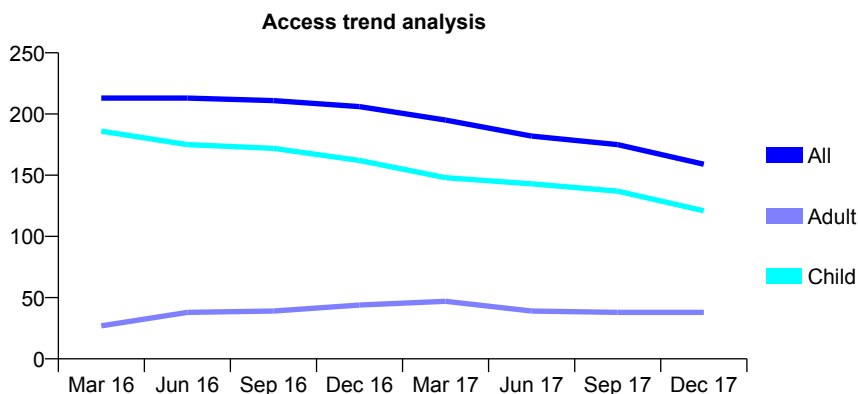
Q59 - Vital Signs At a Glance Contract Report for 911666/0001 - December 2017

Name or company name	MR LT FITZPATRICK
Contract type name	GDS Contract
Purpose of contract	General
Contract start date	01/04/2006
Contract end date	

17/18 Contracted general activity (UDA)	260
Carry forward general activity (UDA)	-5
17/18 Contracted orthodontic activity (UOA)	0
Carry forward orthodontic activity (UOA)	0
Baseline contract value	£5,922.56

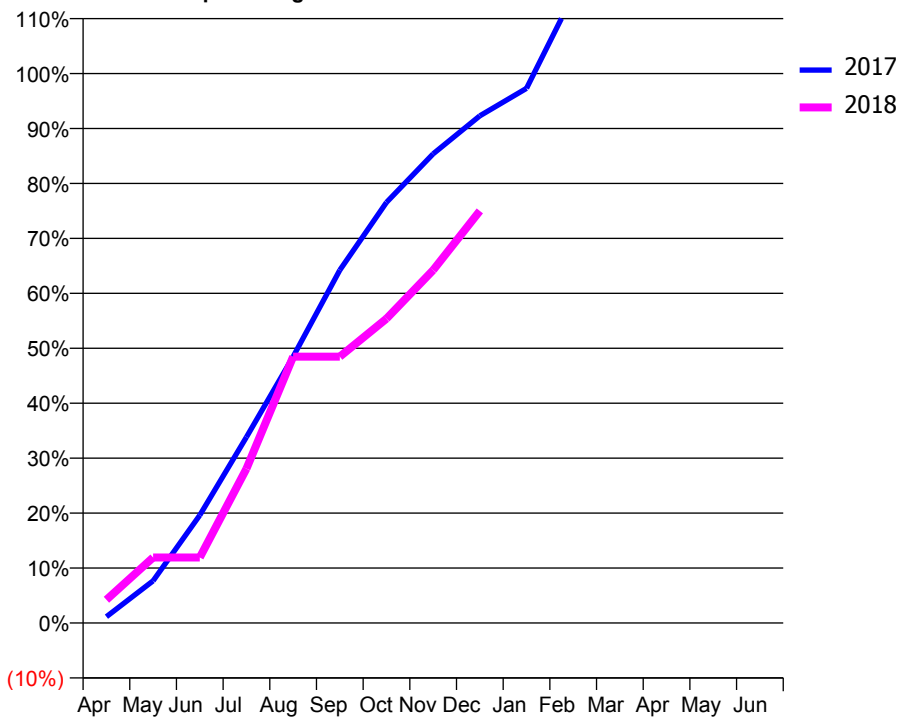
ACCESS*

Patients seen in 24 months	Total	Change since previous quarter
Quarter ending December 2016	206	
Quarter ending March 2017	195	↓
Quarter ending June 2017	182	↓
Quarter ending September 2017	175	↓
Quarter ending December 2017	159	↓
Variance since December 2016	(22.8%)	↓



ACTIVITY

Cumulative percentage of contracted UDA delivered 2017 & 2018



Month	Adjusted Scheduled Activity (UDA)	
	2017	2018
April	3	11
May	20	31
June	51	31
July	88	73
August	126	126
September	167	126
October	199	144
November	222	167
December	240	195
January	253	
February	297	
March	313	
April	326	
May	332	
June	332	

QUALITY

	Quantity	Base Number	Contract	AT	Region	England
% of FP17s for the same patient ID Re-attending within 3 months - Children	1	140	0.7%	9.9%	11.8%	12.0%
% of FP17s for the same patient ID Re-attending within 3 months - Adults	0	0	N/A	14.1%	15.3%	15.9%
% of FP17s for the same patient ID Re-attending between 3 & 9 months - Children	112	140	80.0%	60.8%	59.1%	58.0%
% of FP17s for the same patient ID Re-attending between 3 & 9 months - Adults	0	0	N/A	52.9%	51.5%	50.5%
% of FP17s for Band 1 Urgent Courses	0	125	0.0%	7.2%	8.0%	9.0%
% of FP17s Relating to Free Repair or Replacements	0	125	0.0%	0.8%	0.8%	0.8%
% of FP17s Relating to Continuations	0	125	0.0%	1.1%	1.1%	1.1%
% of Patients satisfied with the dentistry they have received	0	0	N/A	91.6%	91.6%	91.5%
% of Patients satisfied with the time they had to wait for an appointment	0	0	N/A	86.9%	88.3%	87.9%

* This is based on patients treated on this contract for their most recent course of treatment. Figures in italics indicate the base number of FP17s or Patient Questionnaire responses are less than 100. N/A is shown where the base number of responses is less than 10 during the period. % is calculated as Quantity/Base number*100

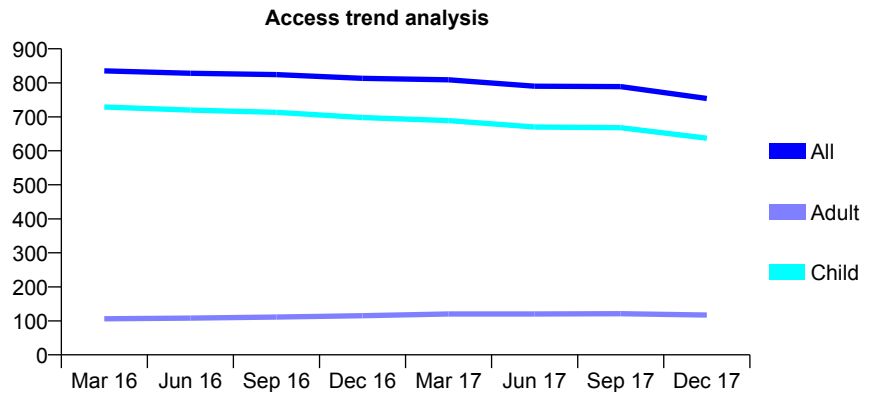
Q59 - Vital Signs At a Glance Contract Report for 914975/0001 - December 2017

Name or company name	MR CR SUTTON
Contract type name	GDS Contract
Purpose of contract	General and Orthodontic
Contract start date	01/04/2006
Contract end date	

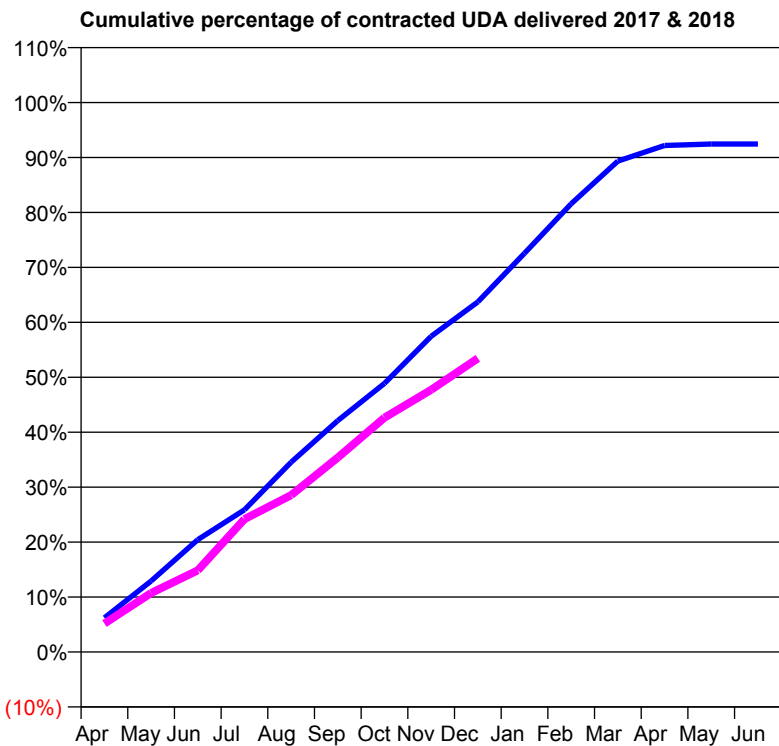
17/18 Contracted general activity (UDA)	1,700
Carry forward general activity (UDA)	0
17/18 Contracted orthodontic activity (UOA)	1,346
Carry forward orthodontic activity (UOA)	26
Baseline contract value	£134,790.02

ACCESS*

Patients seen in 24 months	Total	Change since previous quarter
Quarter ending December 2016	813	
Quarter ending March 2017	809	→
Quarter ending June 2017	790	↓
Quarter ending September 2017	789	→
Quarter ending December 2017	754	↓
Variance since December 2016	(7.3%)	↓



ACTIVITY



Month	Adjusted Scheduled Activity (UDA)	
	2017	2018
April	112	88
May	233	182
June	368	253
July	466	411
August	622	485
September	758	602
October	880	725
November	1,034	811
December	1,147	909
January	1,306	
February	1,468	
March	1,608	
April	1,659	
May	1,664	
June	1,664	

QUALITY

	Quantity	Base Number	Contract	AT	Region	England
% of FP17s for the same patient ID Re-attending within 3 months - Children	81	952	8.5%	9.9%	11.8%	12.0%
% of FP17s for the same patient ID Re-attending within 3 months - Adults	0	4	0.0%	14.1%	15.3%	15.9%
% of FP17s for the same patient ID Re-attending between 3 & 9 months - Children	573	952	60.2%	60.8%	59.1%	58.0%
% of FP17s for the same patient ID Re-attending between 3 & 9 months - Adults	0	4	0.0%	52.9%	51.5%	50.5%
% of FP17s for Band 1 Urgent Courses	19	701	2.7%	7.2%	8.0%	9.0%
% of FP17s Relating to Free Repair or Replacements	0	701	0.0%	0.8%	0.8%	0.8%
% of FP17s Relating to Continuations	0	701	0.0%	1.1%	1.1%	1.1%
% of Patients satisfied with the dentistry they have received	1	1	N/A	91.6%	91.6%	91.5%
% of Patients satisfied with the time they had to wait for an appointment	1	1	N/A	86.9%	88.3%	87.9%

* This is based on patients treated on this contract for their most recent course of treatment. Figures in italics indicate the base number of FP17s or Patient Questionnaire responses are less than 100. N/A is shown where the base number of responses is less than 10 during the period. % is calculated as Quantity/Base number*100

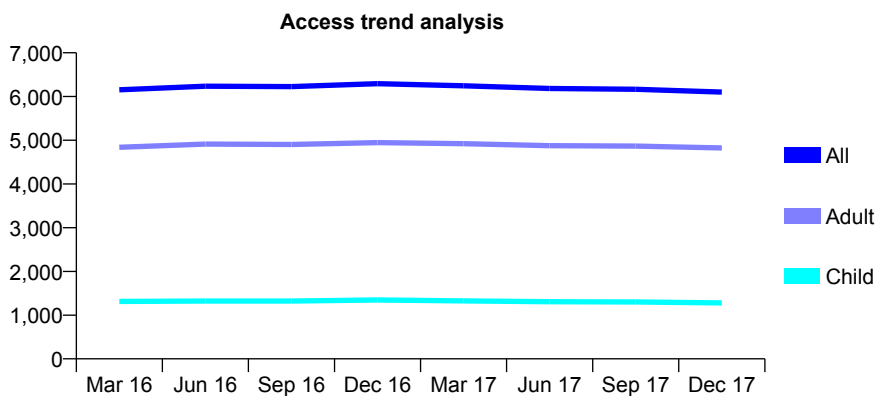
Q59 - Vital Signs At a Glance Contract Report for 917753/0001 - December 2017

Name or company name	MISS LM JAMIESON
Contract type name	GDS Contract
Purpose of contract	General
Contract start date	01/04/2006
Contract end date	

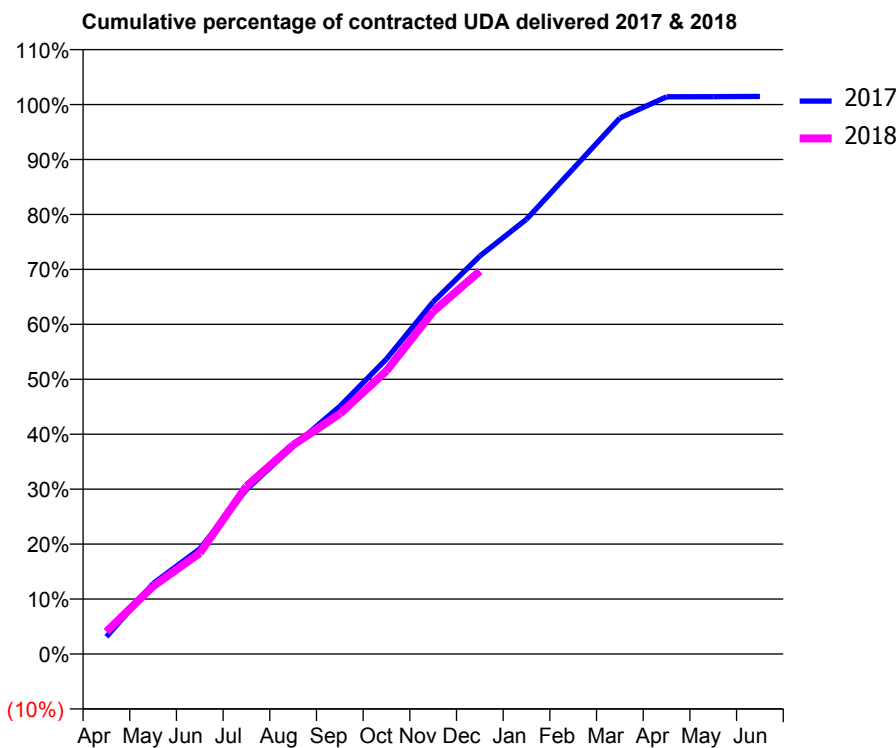
17/18 Contracted general activity (UDA)	18,000
Carry forward general activity (UDA)	-279
17/18 Contracted orthodontic activity (UOA)	0
Carry forward orthodontic activity (UOA)	0
Baseline contract value	£438,874.91

ACCESS*

Patients seen in 24 months	Total	Change since previous quarter
Quarter ending December 2016	6,295	
Quarter ending March 2017	6,245	→
Quarter ending June 2017	6,185	→
Quarter ending September 2017	6,166	→
Quarter ending December 2017	6,103	↓
Variance since December 2016	(3.1%)	↓



ACTIVITY



Month	Adjusted Scheduled Activity (UDA)	
	2017	2018
April	598	734
May	2,439	2,219
June	3,637	3,307
July	5,688	5,497
August	7,181	6,846
September	8,564	7,868
October	10,200	9,278
November	12,176	11,221
December	13,763	12,541
January	15,034	
February	16,780	
March	18,533	
April	19,266	
May	19,272	
June	19,279	

QUALITY

	Quantity	Base Number	Contract	AT	Region	England
% of FP17s for the same patient ID Re-attending within 3 months - Children	68	1,342	5.1%	9.9%	11.8%	12.0%
% of FP17s for the same patient ID Re-attending within 3 months - Adults	496	5,009	9.9%	14.1%	15.3%	15.9%
% of FP17s for the same patient ID Re-attending between 3 & 9 months - Children	842	1,342	62.7%	60.8%	59.1%	58.0%
% of FP17s for the same patient ID Re-attending between 3 & 9 months - Adults	3,432	5,009	68.5%	52.9%	51.5%	50.5%
% of FP17s for Band 1 Urgent Courses	282	6,006	4.7%	7.2%	8.0%	9.0%
% of FP17s Relating to Free Repair or Replacements	20	6,006	0.3%	0.8%	0.8%	0.8%
% of FP17s Relating to Continuations	13	6,006	0.2%	1.1%	1.1%	1.1%
% of Patients satisfied with the dentistry they have received	8	8	N/A	91.6%	91.6%	91.5%
% of Patients satisfied with the time they had to wait for an appointment	5	8	N/A	86.9%	88.3%	87.9%

* This is based on patients treated on this contract for their most recent course of treatment. Figures in italics indicate the base number of FP17s or Patient Questionnaire responses are less than 100. N/A is shown where the base number of responses is less than 10 during the period. % is calculated as Quantity/Base number*100

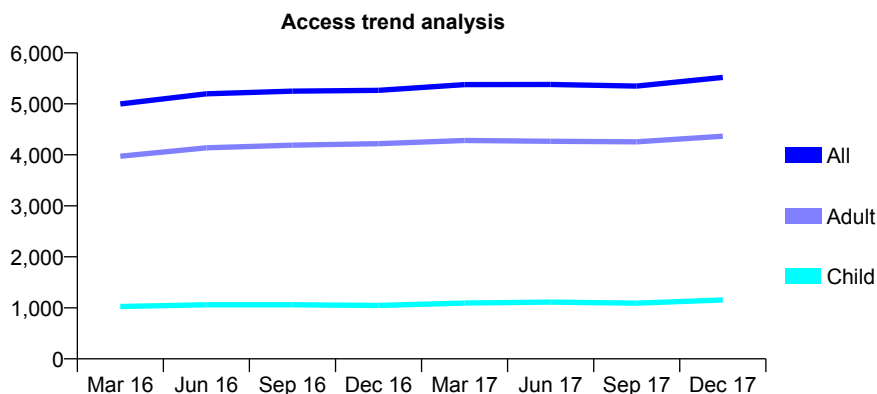
Q59 - Vital Signs At a Glance Contract Report for 917753/0002 - December 2017

Name or company name	MISS LM JAMIESON
Contract type name	GDS Contract
Purpose of contract	General
Contract start date	29/08/2006
Contract end date	

17/18 Contracted general activity (UDA)	18,000
Carry forward general activity (UDA)	-357
17/18 Contracted orthodontic activity (UOA)	0
Carry forward orthodontic activity (UOA)	0
Baseline contract value	£438,874.91

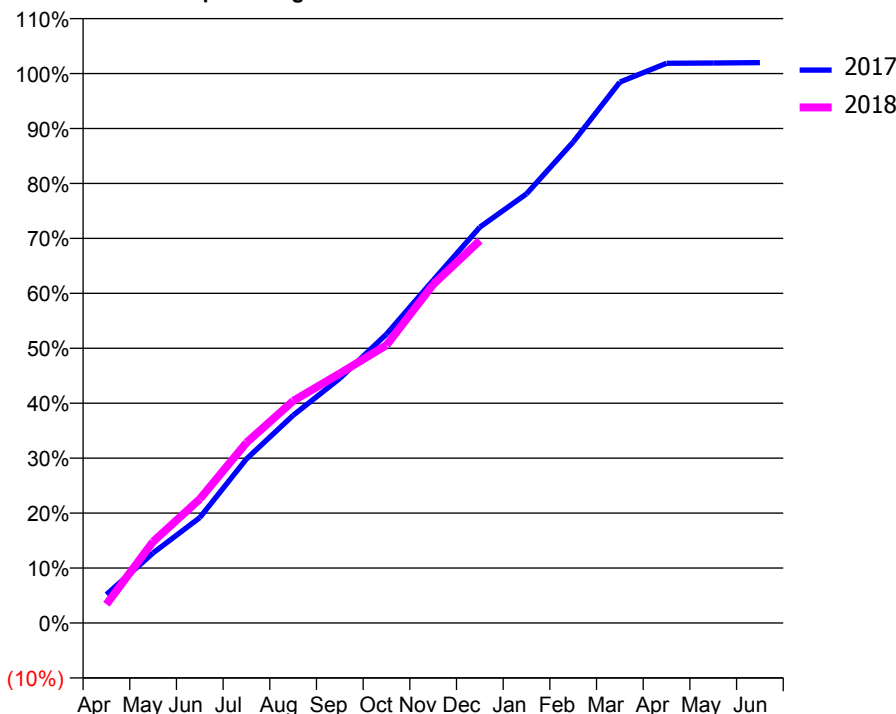
ACCESS*

Patients seen in 24 months	Total	Change since previous quarter
Quarter ending December 2016	5,265	
Quarter ending March 2017	5,376	↑
Quarter ending June 2017	5,378	→
Quarter ending September 2017	5,347	→
Quarter ending December 2017	5,518	↑
Variance since December 2016	4.8%	↑



ACTIVITY

Cumulative percentage of contracted UDA delivered 2017 & 2018



Month	Adjusted Scheduled Activity (UDA)	
	2017	2018
April	933	612
May	2,297	2,666
June	3,451	4,061
July	5,376	5,907
August	6,803	7,274
September	8,012	8,173
October	9,461	9,101
November	11,227	11,090
December	12,967	12,529
January	14,060	
February	15,756	
March	17,719	
April	18,337	
May	18,346	
June	18,357	

QUALITY

	Quantity	Base Number	Contract	AT	Region	England
% of FP17s for the same patient ID Re-attending within 3 months - Children	121	1,353	8.9%	9.9%	11.8%	12.0%
% of FP17s for the same patient ID Re-attending within 3 months - Adults	426	4,937	8.6%	14.1%	15.3%	15.9%
% of FP17s for the same patient ID Re-attending between 3 & 9 months - Children	936	1,353	69.2%	60.8%	59.1%	58.0%
% of FP17s for the same patient ID Re-attending between 3 & 9 months - Adults	3,584	4,937	72.6%	52.9%	51.5%	50.5%
% of FP17s for Band 1 Urgent Courses	251	6,063	4.1%	7.2%	8.0%	9.0%
% of FP17s Relating to Free Repair or Replacements	16	6,063	0.3%	0.8%	0.8%	0.8%
% of FP17s Relating to Continuations	21	6,063	0.3%	1.1%	1.1%	1.1%
% of Patients satisfied with the dentistry they have received	16	17	94.1%	91.6%	91.6%	91.5%
% of Patients satisfied with the time they had to wait for an appointment	15	17	88.2%	86.9%	88.3%	87.9%

* This is based on patients treated on this contract for their most recent course of treatment. Figures in italics indicate the base number of FP17s or Patient Questionnaire responses are less than 100. N/A is shown where the base number of responses is less than 10 during the period. % is calculated as Quantity/Base number*100

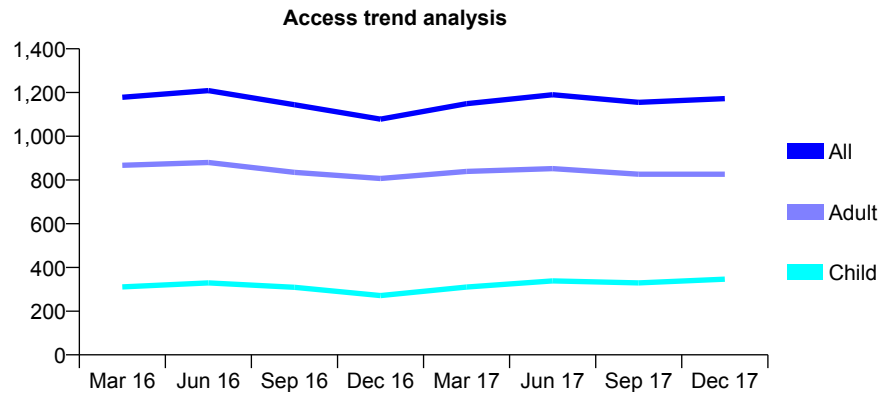
Q59 - Vital Signs At a Glance Contract Report for 919632/0001 - December 2017

Name or company name	MRS D SOLANKI
Contract type name	GDS Contract
Purpose of contract	General
Contract start date	01/04/2006
Contract end date	

17/18 Contracted general activity (UDA)	3,046
Carry forward general activity (UDA)	-17
17/18 Contracted orthodontic activity (UOA)	0
Carry forward orthodontic activity (UOA)	0
Baseline contract value	£54,028.27

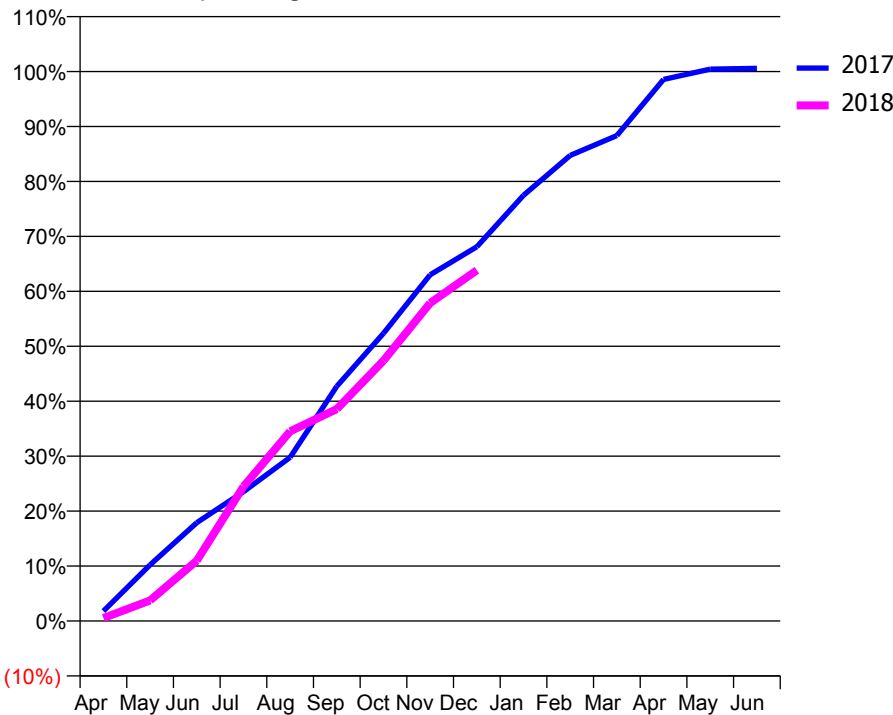
ACCESS*

Patients seen in 24 months	Total	Change since previous quarter
Quarter ending December 2016	1,078	
Quarter ending March 2017	1,149	↑
Quarter ending June 2017	1,190	↑
Quarter ending September 2017	1,155	↓
Quarter ending December 2017	1,172	→
Variance since December 2016	8.7%	↑



ACTIVITY

Cumulative percentage of contracted UDA delivered 2017 & 2018



Month	Adjusted Scheduled Activity (UDA)	
	2017	2018
April	55	17
May	311	114
June	545	334
July	717	745
August	907	1,052
September	1,301	1,175
October	1,595	1,443
November	1,919	1,762
December	2,074	1,945
January	2,360	
February	2,581	
March	2,691	
April	3,002	
May	3,059	
June	3,063	

QUALITY

	Quantity	Base Number	Contract	AT	Region	England
% of FP17s for the same patient ID Re-attending within 3 months - Children	27	397	6.8%	9.9%	11.8%	12.0%
% of FP17s for the same patient ID Re-attending within 3 months - Adults	77	940	8.2%	14.1%	15.3%	15.9%
% of FP17s for the same patient ID Re-attending between 3 & 9 months - Children	133	397	33.5%	60.8%	59.1%	58.0%
% of FP17s for the same patient ID Re-attending between 3 & 9 months - Adults	405	940	43.1%	52.9%	51.5%	50.5%
% of FP17s for Band 1 Urgent Courses	108	1,120	9.6%	7.2%	8.0%	9.0%
% of FP17s Relating to Free Repair or Replacements	8	1,120	0.7%	0.8%	0.8%	0.8%
% of FP17s Relating to Continuations	3	1,120	0.3%	1.1%	1.1%	1.1%
% of Patients satisfied with the dentistry they have received	0	0	N/A	91.6%	91.6%	91.5%
% of Patients satisfied with the time they had to wait for an appointment	0	0	N/A	86.9%	88.3%	87.9%

* This is based on patients treated on this contract for their most recent course of treatment. Figures in italics indicate the base number of FP17s or Patient Questionnaire responses are less than 100. N/A is shown where the base number of responses is less than 10 during the period. % is calculated as Quantity/Base number*100

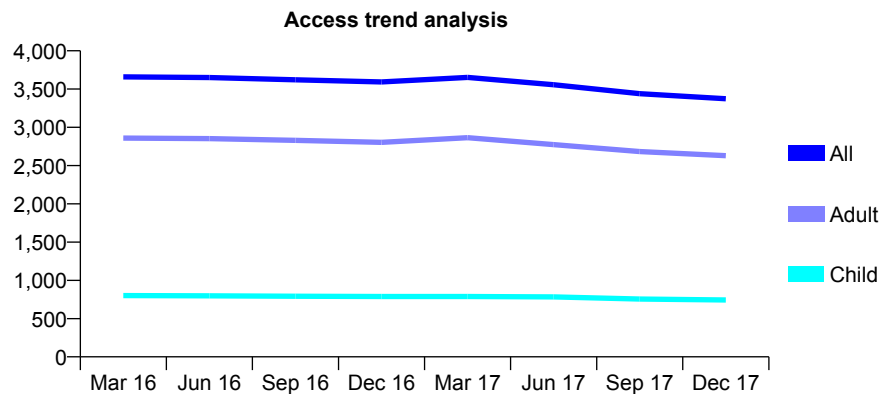
Q59 - Vital Signs At a Glance Contract Report for 919845/0001 - December 2017

Name or company name	MISS H BURNIKELL
Contract type name	GDS Contract
Purpose of contract	General
Contract start date	01/04/2006
Contract end date	

17/18 Contracted general activity (UDA)	8,630
Carry forward general activity (UDA)	236
17/18 Contracted orthodontic activity (UOA)	0
Carry forward orthodontic activity (UOA)	0
Baseline contract value	£228,095.18

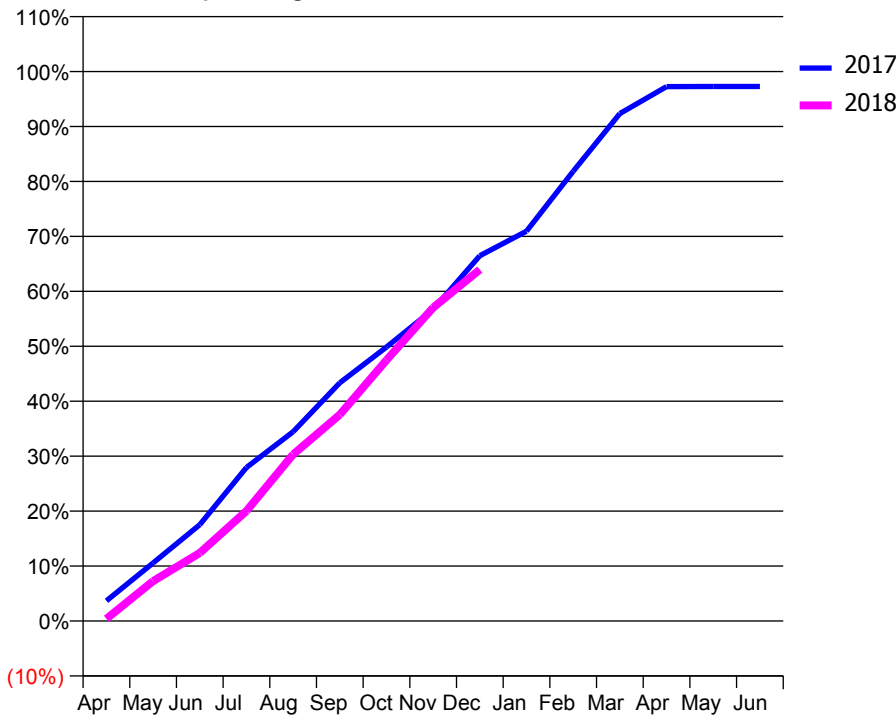
ACCESS*

Patients seen in 24 months	Total	Change since previous quarter
Quarter ending December 2016	3,593	
Quarter ending March 2017	3,653	→
Quarter ending June 2017	3,556	↓
Quarter ending September 2017	3,439	↓
Quarter ending December 2017	3,373	↓
Variance since December 2016	(6.1%)	↓



ACTIVITY

Cumulative percentage of contracted UDA delivered 2017 & 2018



Month	Adjusted Scheduled Activity (UDA)	
	2017	2018
April	317	34
May	912	628
June	1,513	1,070
July	2,411	1,730
August	2,972	2,616
September	3,742	3,241
October	4,302	4,098
November	4,895	4,923
December	5,737	5,518
January	6,122	
February	7,064	
March	7,970	
April	8,392	
May	8,394	
June	8,394	

QUALITY

	Quantity	Base Number	Contract	AT	Region	England
% of FP17s for the same patient ID Re-attending within 3 months - Children	168	850	19.8%	9.9%	11.8%	12.0%
% of FP17s for the same patient ID Re-attending within 3 months - Adults	640	2,966	21.6%	14.1%	15.3%	15.9%
% of FP17s for the same patient ID Re-attending between 3 & 9 months - Children	427	850	50.2%	60.8%	59.1%	58.0%
% of FP17s for the same patient ID Re-attending between 3 & 9 months - Adults	1,655	2,966	55.8%	52.9%	51.5%	50.5%
% of FP17s for Band 1 Urgent Courses	177	3,569	5.0%	7.2%	8.0%	9.0%
% of FP17s Relating to Free Repair or Replacements	27	3,569	0.8%	0.8%	0.8%	0.8%
% of FP17s Relating to Continuations	36	3,569	1.0%	1.1%	1.1%	1.1%
% of Patients satisfied with the dentistry they have received	2	3	N/A	91.6%	91.6%	91.5%
% of Patients satisfied with the time they had to wait for an appointment	3	3	N/A	86.9%	88.3%	87.9%

* This is based on patients treated on this contract for their most recent course of treatment. Figures in italics indicate the base number of FP17s or Patient Questionnaire responses are less than 100. N/A is shown where the base number of responses is less than 10 during the period. % is calculated as Quantity/Base number*100

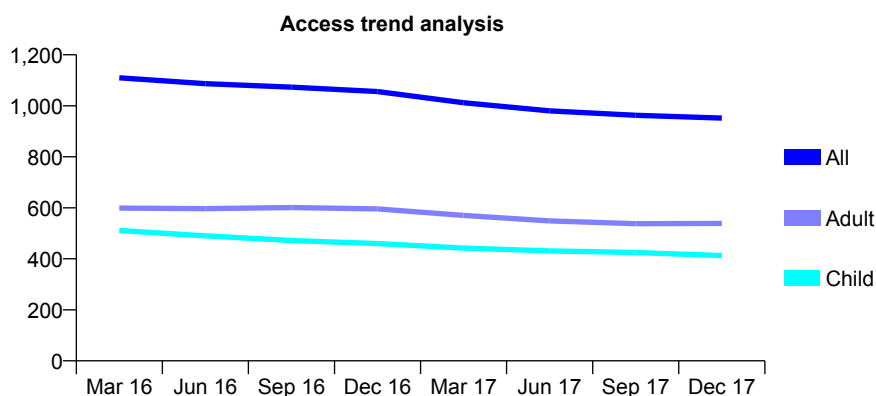
Q59 - Vital Signs At a Glance Contract Report for 925322/0001 - December 2017

Name or company name	MRS F OSMAN
Contract type name	GDS Contract
Purpose of contract	General
Contract start date	01/04/2006
Contract end date	

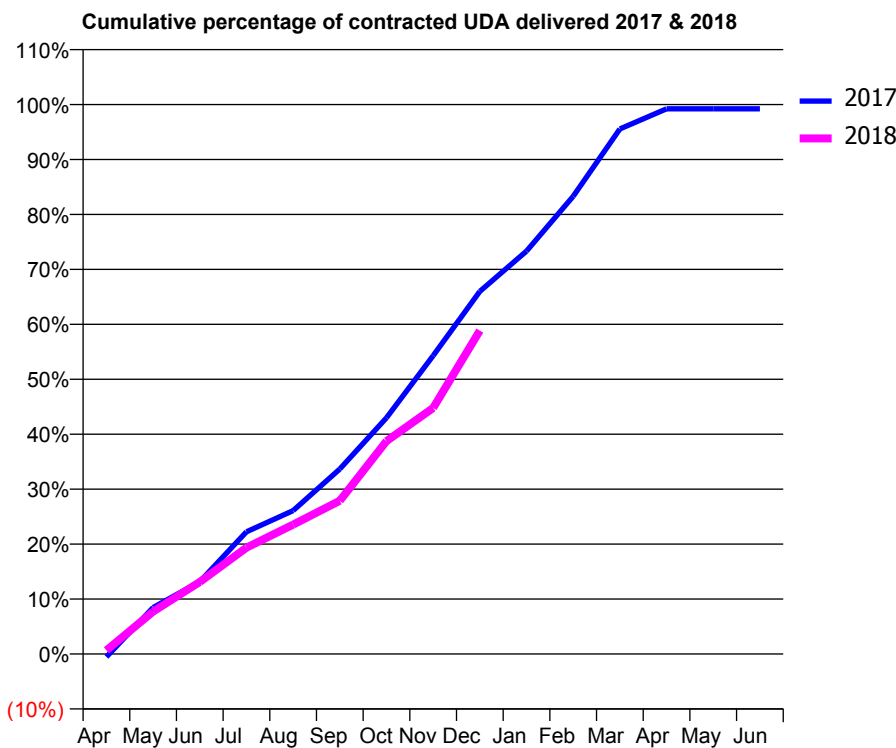
17/18 Contracted general activity (UDA)	2,723
Carry forward general activity (UDA)	21
17/18 Contracted orthodontic activity (UOA)	0
Carry forward orthodontic activity (UOA)	0
Baseline contract value	£70,273.95

ACCESS*

Patients seen in 24 months	Total	Change since previous quarter
Quarter ending December 2016	1,056	
Quarter ending March 2017	1,012	↓
Quarter ending June 2017	980	↓
Quarter ending September 2017	963	↓
Quarter ending December 2017	952	↓
Variance since December 2016	(9.8%)	↓



ACTIVITY



Month	Adjusted Scheduled Activity (UDA)	
	2017	2018
April	-15	18
May	230	211
June	359	357
July	606	527
August	711	641
September	917	760
October	1,171	1,055
November	1,478	1,220
December	1,797	1,603
January	1,997	
February	2,268	
March	2,602	
April	2,702	
May	2,702	
June	2,702	

QUALITY

	Quantity	Base Number	Contract	AT	Region	England
% of FP17s for the same patient ID Re-attending within 3 months - Children	12	389	3.1%	9.9%	11.8%	12.0%
% of FP17s for the same patient ID Re-attending within 3 months - Adults	53	536	9.9%	14.1%	15.3%	15.9%
% of FP17s for the same patient ID Re-attending between 3 & 9 months - Children	222	389	57.1%	60.8%	59.1%	58.0%
% of FP17s for the same patient ID Re-attending between 3 & 9 months - Adults	329	536	61.4%	52.9%	51.5%	50.5%
% of FP17s for Band 1 Urgent Courses	29	887	3.3%	7.2%	8.0%	9.0%
% of FP17s Relating to Free Repair or Replacements	0	887	0.0%	0.8%	0.8%	0.8%
% of FP17s Relating to Continuations	0	887	0.0%	1.1%	1.1%	1.1%
% of Patients satisfied with the dentistry they have received	2	2	N/A	91.6%	91.6%	91.5%
% of Patients satisfied with the time they had to wait for an appointment	0	2	N/A	86.9%	88.3%	87.9%

* This is based on patients treated on this contract for their most recent course of treatment. Figures in italics indicate the base number of FP17s or Patient Questionnaire responses are less than 100. N/A is shown where the base number of responses is less than 10 during the period. % is calculated as Quantity/Base number*100

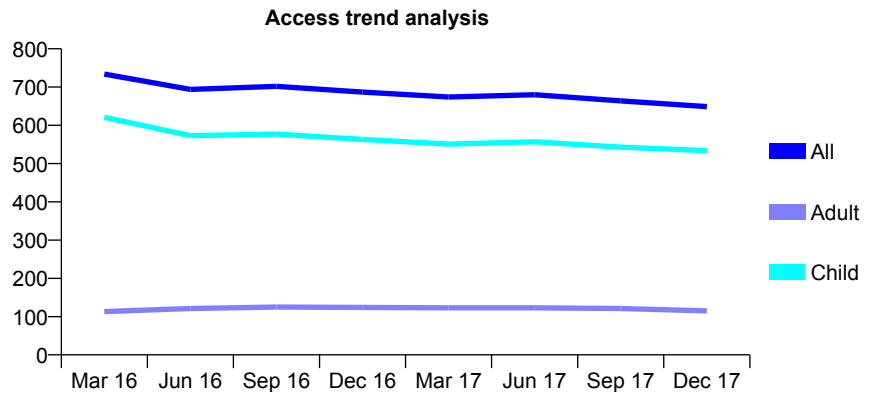
Q59 - Vital Signs At a Glance Contract Report for 927244/0001 - December 2017

Name or company name	MR TE VISSER
Contract type name	GDS Contract
Purpose of contract	General
Contract start date	01/04/2006
Contract end date	

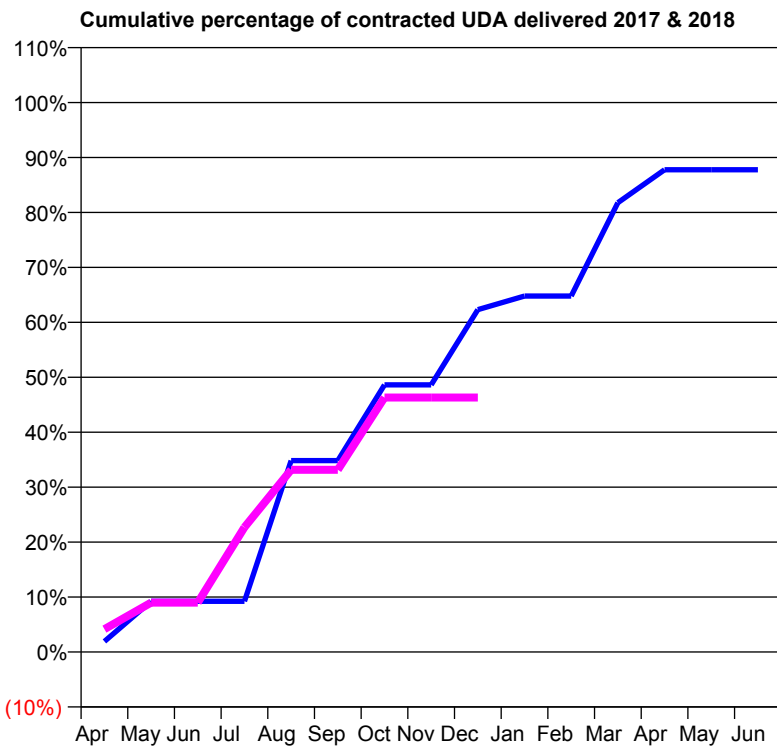
17/18 Contracted general activity (UDA)	1,300
Carry forward general activity (UDA)	0
17/18 Contracted orthodontic activity (UOA)	0
Carry forward orthodontic activity (UOA)	0
Baseline contract value	£28,982.88

ACCESS*

Patients seen in 24 months	Total	Change since previous quarter
Quarter ending December 2016	687	
Quarter ending March 2017	674	↓
Quarter ending June 2017	680	→
Quarter ending September 2017	664	↓
Quarter ending December 2017	649	↓
Variance since December 2016	(5.5%)	↓



ACTIVITY



Month	Adjusted Scheduled Activity (UDA)	
	2017	2018
April	25	54
May	120	117
June	120	117
July	120	295
August	453	431
September	453	431
October	632	602
November	632	602
December	810	602
January	842	
February	842	
March	1,063	
April	1,141	
May	1,141	
June	1,141	

QUALITY

	Quantity	Base Number	Contract	AT	Region	England
% of FP17s for the same patient ID Re-attending within 3 months - Children	28	549	5.1%	9.9%	11.8%	12.0%
% of FP17s for the same patient ID Re-attending within 3 months - Adults	1	38	2.6%	14.1%	15.3%	15.9%
% of FP17s for the same patient ID Re-attending between 3 & 9 months - Children	381	549	69.4%	60.8%	59.1%	58.0%
% of FP17s for the same patient ID Re-attending between 3 & 9 months - Adults	30	38	78.9%	52.9%	51.5%	50.5%
% of FP17s for Band 1 Urgent Courses	0	523	0.0%	7.2%	8.0%	9.0%
% of FP17s Relating to Free Repair or Replacements	0	523	0.0%	0.8%	0.8%	0.8%
% of FP17s Relating to Continuations	7	523	1.3%	1.1%	1.1%	1.1%
% of Patients satisfied with the dentistry they have received	0	0	N/A	91.6%	91.6%	91.5%
% of Patients satisfied with the time they had to wait for an appointment	0	0	N/A	86.9%	88.3%	87.9%

* This is based on patients treated on this contract for their most recent course of treatment. Figures in italics indicate the base number of FP17s or Patient Questionnaire responses are less than 100. N/A is shown where the base number of responses is less than 10 during the period. % is calculated as Quantity/Base number*100

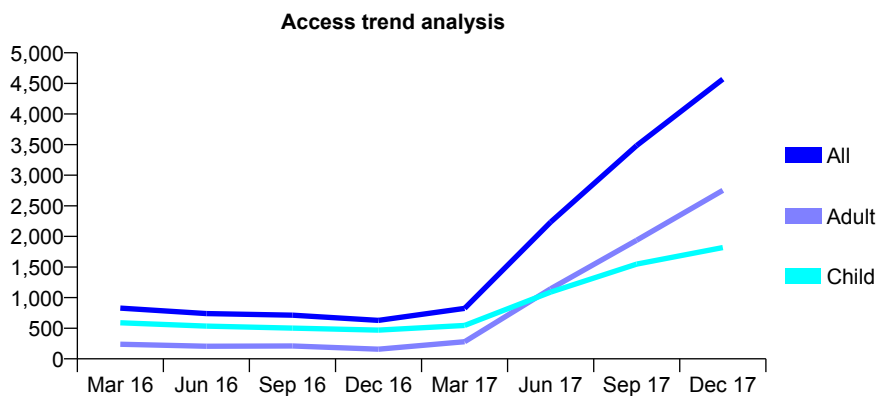
Q59 - Vital Signs At a Glance Contract Report for 929328/0001 - December 2017

Name or company name	MR VH PEART
Contract type name	GDS Contract
Purpose of contract	General and Orthodontic
Contract start date	01/04/2006
Contract end date	

17/18 Contracted general activity (UDA)	18,638
Carry forward general activity (UDA)	-61
17/18 Contracted orthodontic activity (UOA)	31
Carry forward orthodontic activity (UOA)	0
Baseline contract value	£458,244.27

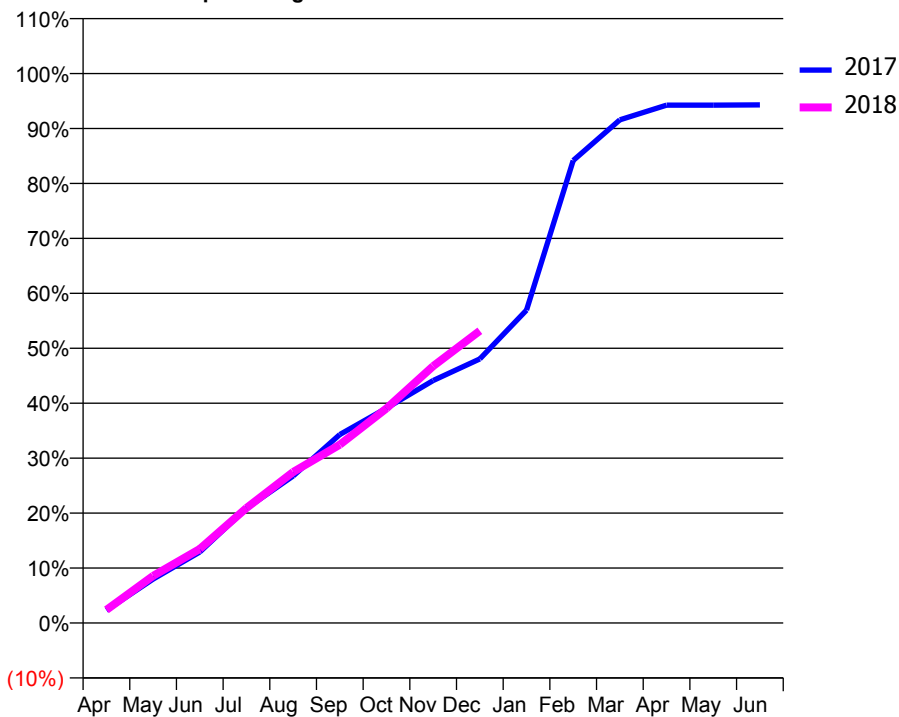
ACCESS*

Patients seen in 24 months	Total	Change since previous quarter
Quarter ending December 2016	629	
Quarter ending March 2017	825	↑
Quarter ending June 2017	2,235	↑
Quarter ending September 2017	3,485	↑
Quarter ending December 2017	4,569	↑
Variance since December 2016	626.4%	↑



ACTIVITY

Cumulative percentage of contracted UDA delivered 2017 & 2018



Month	Adjusted Scheduled Activity (UDA)	
	2017	2018
April	41	446
May	142	1,598
June	229	2,513
July	370	3,903
August	475	5,123
September	609	6,052
October	694	7,281
November	783	8,715
December	853	9,910
January	1,011	
February	1,494	
March	1,625	
April	1,673	
May	1,673	
June	1,674	

QUALITY

	Quantity	Base Number	Contract	AT	Region	England
% of FP17s for the same patient ID Re-attending within 3 months - Children	187	2,471	7.6%	9.9%	11.8%	12.0%
% of FP17s for the same patient ID Re-attending within 3 months - Adults	381	3,307	11.5%	14.1%	15.3%	15.9%
% of FP17s for the same patient ID Re-attending between 3 & 9 months - Children	850	2,471	34.4%	60.8%	59.1%	58.0%
% of FP17s for the same patient ID Re-attending between 3 & 9 months - Adults	416	3,307	12.6%	52.9%	51.5%	50.5%
% of FP17s for Band 1 Urgent Courses	362	5,736	6.3%	7.2%	8.0%	9.0%
% of FP17s Relating to Free Repair or Replacements	27	5,736	0.5%	0.8%	0.8%	0.8%
% of FP17s Relating to Continuations	19	5,736	0.3%	1.1%	1.1%	1.1%
% of Patients satisfied with the dentistry they have received	1	1	N/A	91.6%	91.6%	91.5%
% of Patients satisfied with the time they had to wait for an appointment	1	1	N/A	86.9%	88.3%	87.9%

* This is based on patients treated on this contract for their most recent course of treatment. Figures in italics indicate the base number of FP17s or Patient Questionnaire responses are less than 100. N/A is shown where the base number of responses is less than 10 during the period. % is calculated as Quantity/Base number*100

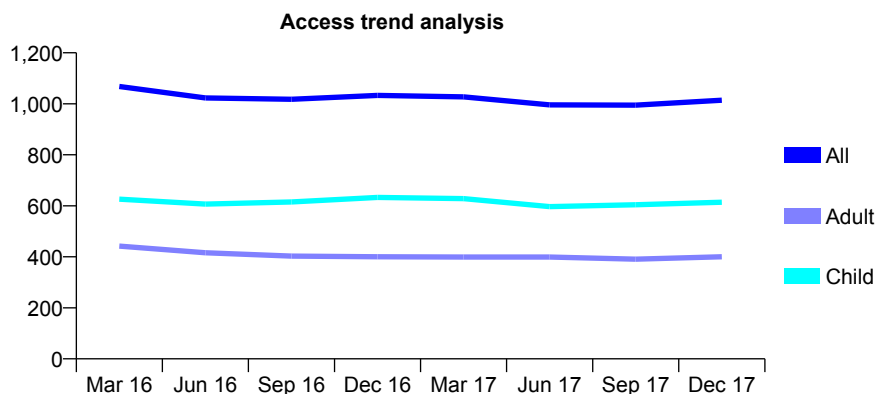
Q59 - Vital Signs At a Glance Contract Report for 931756/0001 - December 2017

Name or company name	MR RD CASEY
Contract type name	GDS Contract
Purpose of contract	General
Contract start date	01/04/2006
Contract end date	

17/18 Contracted general activity (UDA)	3,968
Carry forward general activity (UDA)	0
17/18 Contracted orthodontic activity (UOA)	0
Carry forward orthodontic activity (UOA)	0
Baseline contract value	£107,622.38

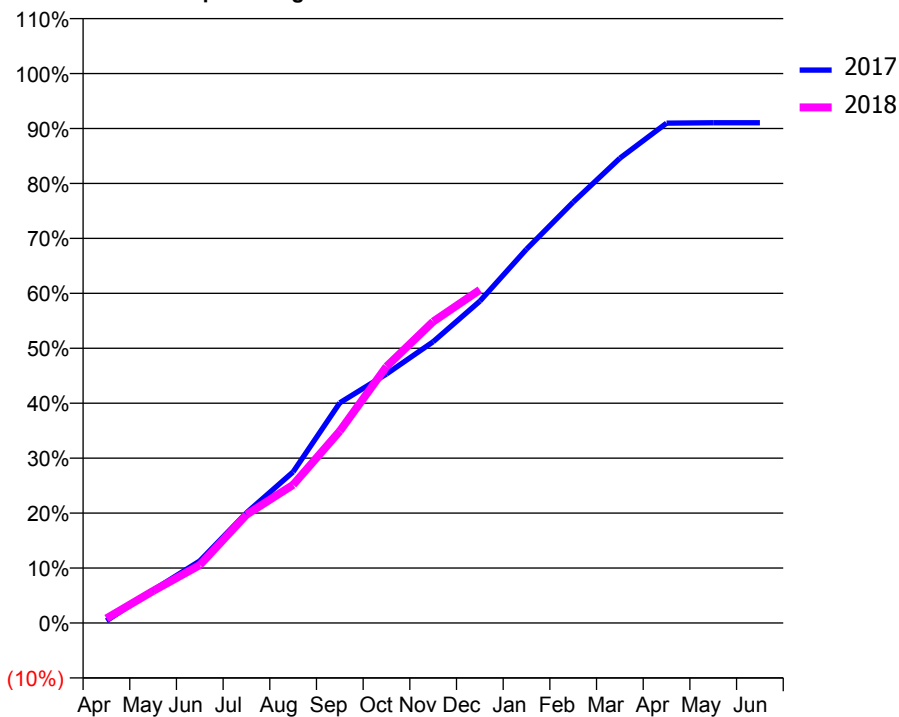
ACCESS*

Patients seen in 24 months	Total	Change since previous quarter
Quarter ending December 2016	1,033	
Quarter ending March 2017	1,027	→
Quarter ending June 2017	996	↓
Quarter ending September 2017	995	→
Quarter ending December 2017	1,014	→
Variance since December 2016	(1.8%)	↓



ACTIVITY

Cumulative percentage of contracted UDA delivered 2017 & 2018



Month	Adjusted Scheduled Activity (UDA)	
	2017	2018
April	16	33
May	238	231
June	448	418
July	796	782
August	1,091	998
September	1,591	1,386
October	1,798	1,852
November	2,032	2,176
December	2,324	2,406
January	2,700	
February	3,039	
March	3,356	
April	3,610	
May	3,613	
June	3,613	

QUALITY

	Quantity	Base Number	Contract	AT	Region	England
% of FP17s for the same patient ID Re-attending within 3 months - Children	48	692	6.9%	9.9%	11.8%	12.0%
% of FP17s for the same patient ID Re-attending within 3 months - Adults	105	452	23.2%	14.1%	15.3%	15.9%
% of FP17s for the same patient ID Re-attending between 3 & 9 months - Children	405	692	58.5%	60.8%	59.1%	58.0%
% of FP17s for the same patient ID Re-attending between 3 & 9 months - Adults	231	452	51.1%	52.9%	51.5%	50.5%
% of FP17s for Band 1 Urgent Courses	19	1,072	1.8%	7.2%	8.0%	9.0%
% of FP17s Relating to Free Repair or Replacements	0	1,072	0.0%	0.8%	0.8%	0.8%
% of FP17s Relating to Continuations	1	1,072	0.1%	1.1%	1.1%	1.1%
% of Patients satisfied with the dentistry they have received	0	0	N/A	91.6%	91.6%	91.5%
% of Patients satisfied with the time they had to wait for an appointment	0	0	N/A	86.9%	88.3%	87.9%

* This is based on patients treated on this contract for their most recent course of treatment. Figures in italics indicate the base number of FP17s or Patient Questionnaire responses are less than 100. N/A is shown where the base number of responses is less than 10 during the period. % is calculated as Quantity/Base number*100

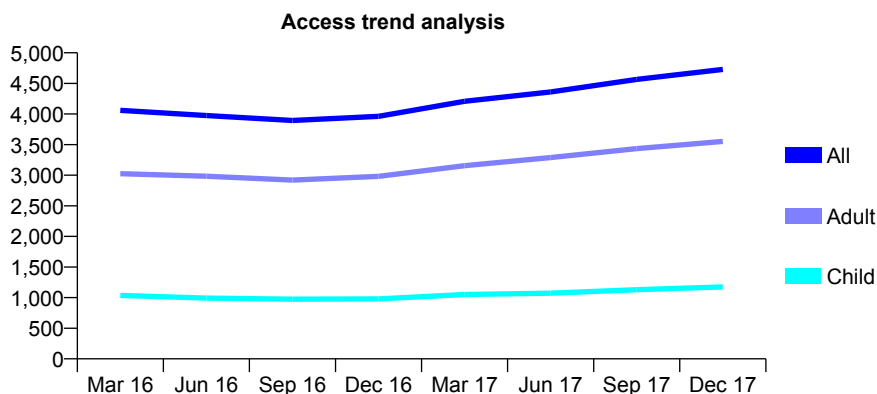
Q59 - Vital Signs At a Glance Contract Report for 939838/0003 - December 2017

Name or company name	MISS Z ISHAK
Contract type name	GDS Contract
Purpose of contract	General
Contract start date	01/04/2008
Contract end date	

17/18 Contracted general activity (UDA)	15,328
Carry forward general activity (UDA)	0
17/18 Contracted orthodontic activity (UOA)	0
Carry forward orthodontic activity (UOA)	0
Baseline contract value	£336,044.97

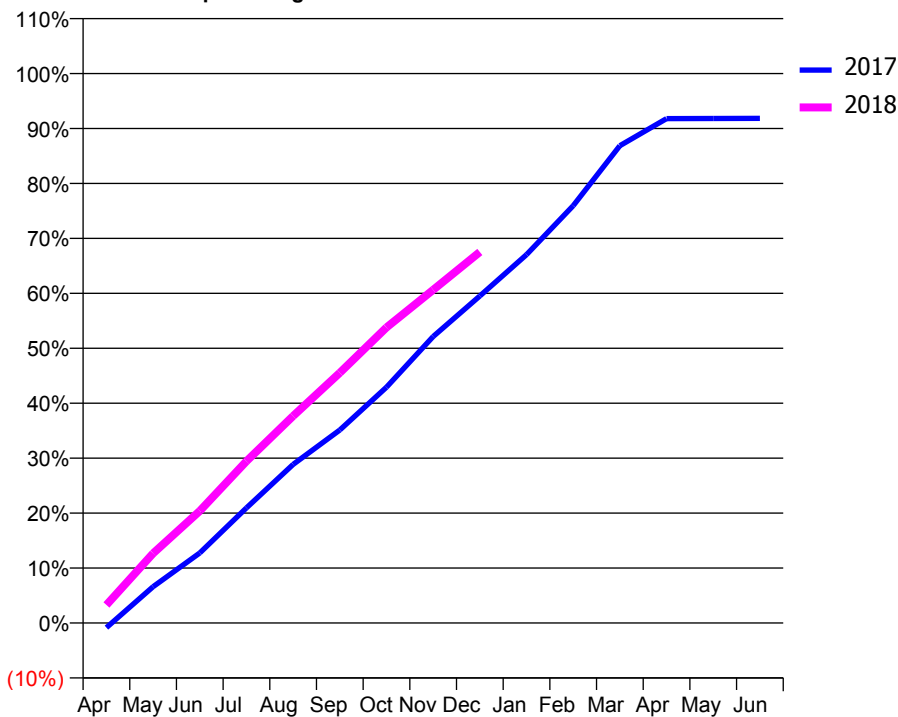
ACCESS*

Patients seen in 24 months	Total	Change since previous quarter
Quarter ending December 2016	3,961	
Quarter ending March 2017	4,207	↑
Quarter ending June 2017	4,361	↑
Quarter ending September 2017	4,565	↑
Quarter ending December 2017	4,728	↑
Variance since December 2016	19.4%	↑



ACTIVITY

Cumulative percentage of contracted UDA delivered 2017 & 2018



Month	Adjusted Scheduled Activity (UDA)	
	2017	2018
April	-132	504
May	1,014	1,944
June	1,956	3,125
July	3,213	4,512
August	4,423	5,774
September	5,383	6,980
October	6,577	8,245
November	7,992	9,293
December	9,124	10,351
January	10,274	
February	11,641	
March	13,314	
April	14,069	
May	14,074	
June	14,078	

QUALITY

	Quantity	Base Number	Contract	AT	Region	England
% of FP17s for the same patient ID Re-attending within 3 months - Children	110	1,448	7.6%	9.9%	11.8%	12.0%
% of FP17s for the same patient ID Re-attending within 3 months - Adults	464	3,698	12.5%	14.1%	15.3%	15.9%
% of FP17s for the same patient ID Re-attending between 3 & 9 months - Children	938	1,448	64.8%	60.8%	59.1%	58.0%
% of FP17s for the same patient ID Re-attending between 3 & 9 months - Adults	1,843	3,698	49.8%	52.9%	51.5%	50.5%
% of FP17s for Band 1 Urgent Courses	281	4,887	5.7%	7.2%	8.0%	9.0%
% of FP17s Relating to Free Repair or Replacements	8	4,887	0.2%	0.8%	0.8%	0.8%
% of FP17s Relating to Continuations	59	4,887	1.2%	1.1%	1.1%	1.1%
% of Patients satisfied with the dentistry they have received	5	6	N/A	91.6%	91.6%	91.5%
% of Patients satisfied with the time they had to wait for an appointment	6	6	N/A	86.9%	88.3%	87.9%

* This is based on patients treated on this contract for their most recent course of treatment. Figures in italics indicate the base number of FP17s or Patient Questionnaire responses are less than 100. N/A is shown where the base number of responses is less than 10 during the period. % is calculated as Quantity/Base number*100

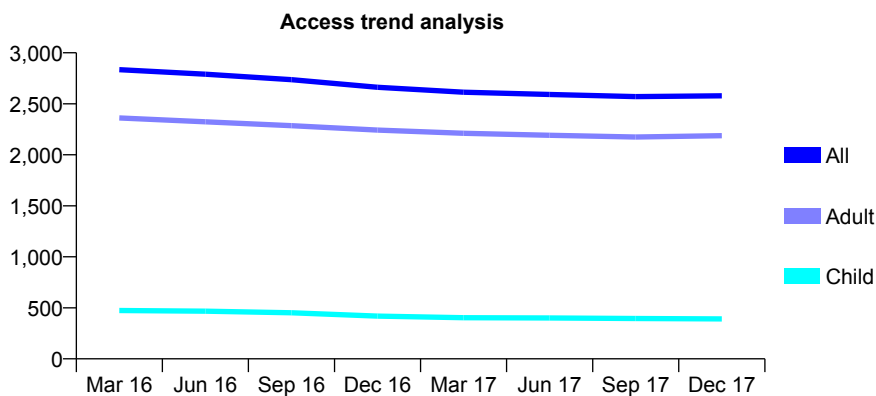
Q59 - Vital Signs At a Glance Contract Report for 939838/0008 - December 2017

Name or company name	MISS Z ISHAK
Contract type name	GDS Contract
Purpose of contract	General
Contract start date	01/02/2013
Contract end date	

17/18 Contracted general activity (UDA)	10,144
Carry forward general activity (UDA)	0
17/18 Contracted orthodontic activity (UOA)	0
Carry forward orthodontic activity (UOA)	0
Baseline contract value	£271,819.09

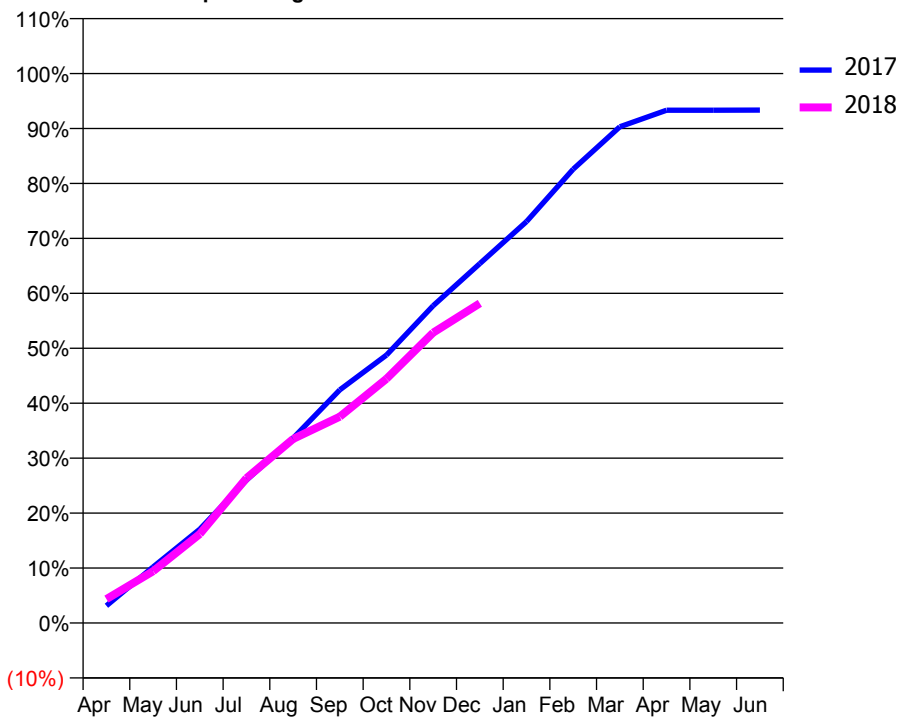
ACCESS*

Patients seen in 24 months	Total	Change since previous quarter
Quarter ending December 2016	2,662	
Quarter ending March 2017	2,614	↓
Quarter ending June 2017	2,592	→
Quarter ending September 2017	2,570	→
Quarter ending December 2017	2,579	→
Variance since December 2016	(3.1%)	↓



ACTIVITY

Cumulative percentage of contracted UDA delivered 2017 & 2018



Month	Adjusted Scheduled Activity (UDA)	
	2017	2018
April	320	443
May	1,035	956
June	1,731	1,642
July	2,637	2,675
August	3,414	3,399
September	4,304	3,810
October	4,946	4,510
November	5,857	5,360
December	6,635	5,902
January	7,410	
February	8,379	
March	9,161	
April	9,465	
May	9,465	
June	9,468	

QUALITY

	Quantity	Base Number	Contract	AT	Region	England
% of FP17s for the same patient ID Re-attending within 3 months - Children	17	589	2.9%	9.9%	11.8%	12.0%
% of FP17s for the same patient ID Re-attending within 3 months - Adults	204	2,556	8.0%	14.1%	15.3%	15.9%
% of FP17s for the same patient ID Re-attending between 3 & 9 months - Children	466	589	79.1%	60.8%	59.1%	58.0%
% of FP17s for the same patient ID Re-attending between 3 & 9 months - Adults	1,899	2,556	74.3%	52.9%	51.5%	50.5%
% of FP17s for Band 1 Urgent Courses	17	3,040	0.6%	7.2%	8.0%	9.0%
% of FP17s Relating to Free Repair or Replacements	38	3,040	1.3%	0.8%	0.8%	0.8%
% of FP17s Relating to Continuations	67	3,040	2.2%	1.1%	1.1%	1.1%
% of Patients satisfied with the dentistry they have received	7	8	N/A	91.6%	91.6%	91.5%
% of Patients satisfied with the time they had to wait for an appointment	8	8	N/A	86.9%	88.3%	87.9%

* This is based on patients treated on this contract for their most recent course of treatment. Figures in italics indicate the base number of FP17s or Patient Questionnaire responses are less than 100. N/A is shown where the base number of responses is less than 10 during the period. % is calculated as Quantity/Base number*100

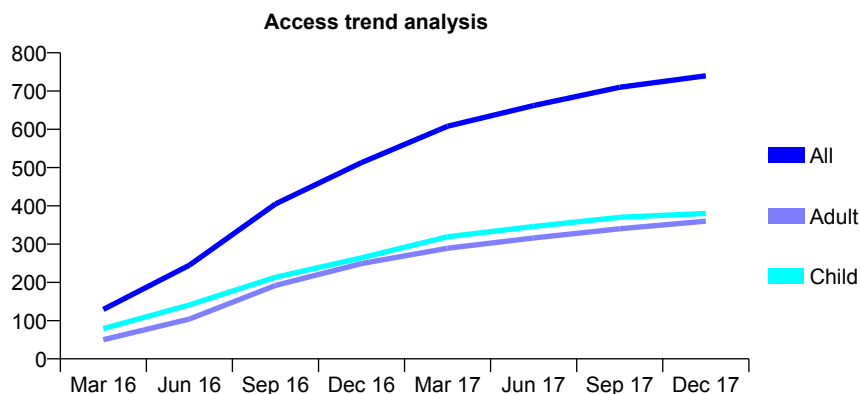
Q59 - Vital Signs At a Glance Contract Report for 962198/0001 - December 2017

Name or company name	MRS S HINDOCHA
Contract type name	GDS Contract
Purpose of contract	General
Contract start date	06/02/2016
Contract end date	

17/18 Contracted general activity (UDA)	2,502
Carry forward general activity (UDA)	-21
17/18 Contracted orthodontic activity (UOA)	0
Carry forward orthodontic activity (UOA)	0
Baseline contract value	£55,328.21

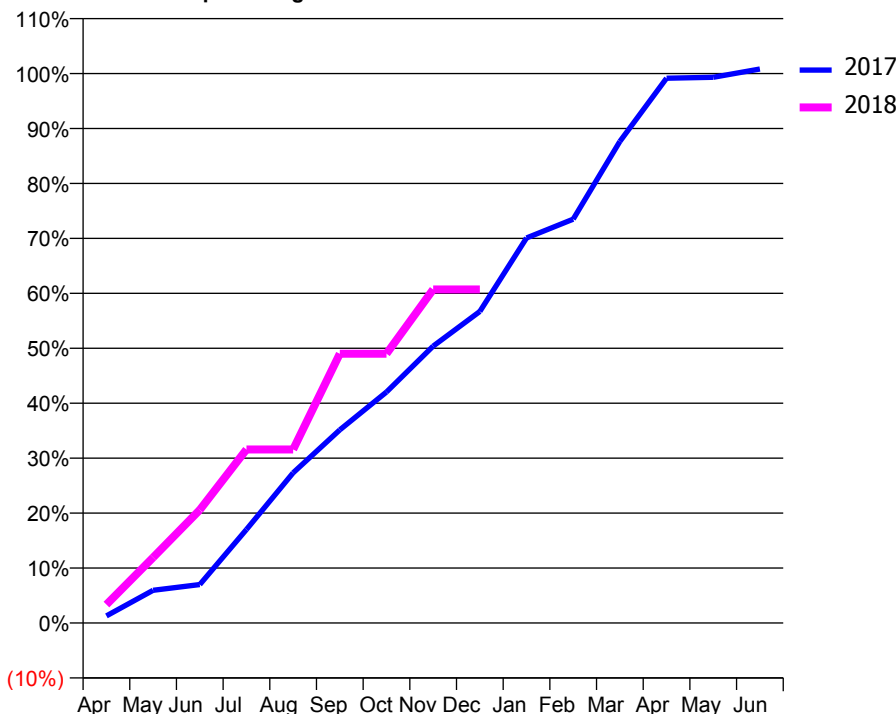
ACCESS*

Patients seen in 24 months	Total	Change since previous quarter
Quarter ending December 2016	513	
Quarter ending March 2017	608	↑
Quarter ending June 2017	662	↑
Quarter ending September 2017	710	↑
Quarter ending December 2017	740	↑
Variance since December 2016	44.2%	↑



ACTIVITY

Cumulative percentage of contracted UDA delivered 2017 & 2018



Month	Adjusted Scheduled Activity (UDA)	
	2017	2018
April	32	84
May	149	299
June	175	515
July	426	790
August	684	790
September	879	1,226
October	1,052	1,226
November	1,261	1,519
December	1,418	1,519
January	1,753	
February	1,839	
March	2,193	
April	2,481	
May	2,485	
June	2,523	

QUALITY

	Quantity	Base Number	Contract	AT	Region	England
% of FP17s for the same patient ID Re-attending within 3 months - Children	37	389	9.5%	9.9%	11.8%	12.0%
% of FP17s for the same patient ID Re-attending within 3 months - Adults	67	313	21.4%	14.1%	15.3%	15.9%
% of FP17s for the same patient ID Re-attending between 3 & 9 months - Children	209	389	53.7%	60.8%	59.1%	58.0%
% of FP17s for the same patient ID Re-attending between 3 & 9 months - Adults	144	313	46.0%	52.9%	51.5%	50.5%
% of FP17s for Band 1 Urgent Courses	49	588	8.3%	7.2%	8.0%	9.0%
% of FP17s Relating to Free Repair or Replacements	0	588	0.0%	0.8%	0.8%	0.8%
% of FP17s Relating to Continuations	0	588	0.0%	1.1%	1.1%	1.1%
% of Patients satisfied with the dentistry they have received	2	3	N/A	91.6%	91.6%	91.5%
% of Patients satisfied with the time they had to wait for an appointment	3	3	N/A	86.9%	88.3%	87.9%

* This is based on patients treated on this contract for their most recent course of treatment. Figures in italics indicate the base number of FP17s or Patient Questionnaire responses are less than 100. N/A is shown where the base number of responses is less than 10 during the period. % is calculated as Quantity/Base number*100

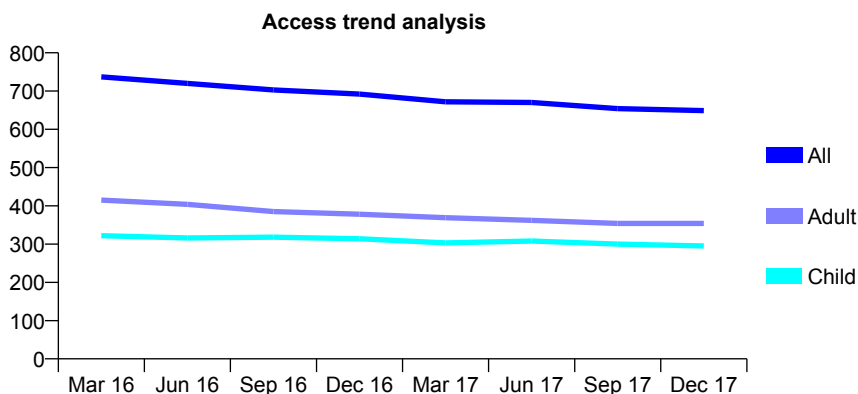
Q59 - Vital Signs At a Glance Contract Report for 967432/0001 - December 2017

Name or company name	Mr S Patel
Contract type name	GDS Contract
Purpose of contract	General
Contract start date	01/12/2007
Contract end date	

17/18 Contracted general activity (UDA)	3,344
Carry forward general activity (UDA)	0
17/18 Contracted orthodontic activity (UOA)	0
Carry forward orthodontic activity (UOA)	0
Baseline contract value	£62,684.61

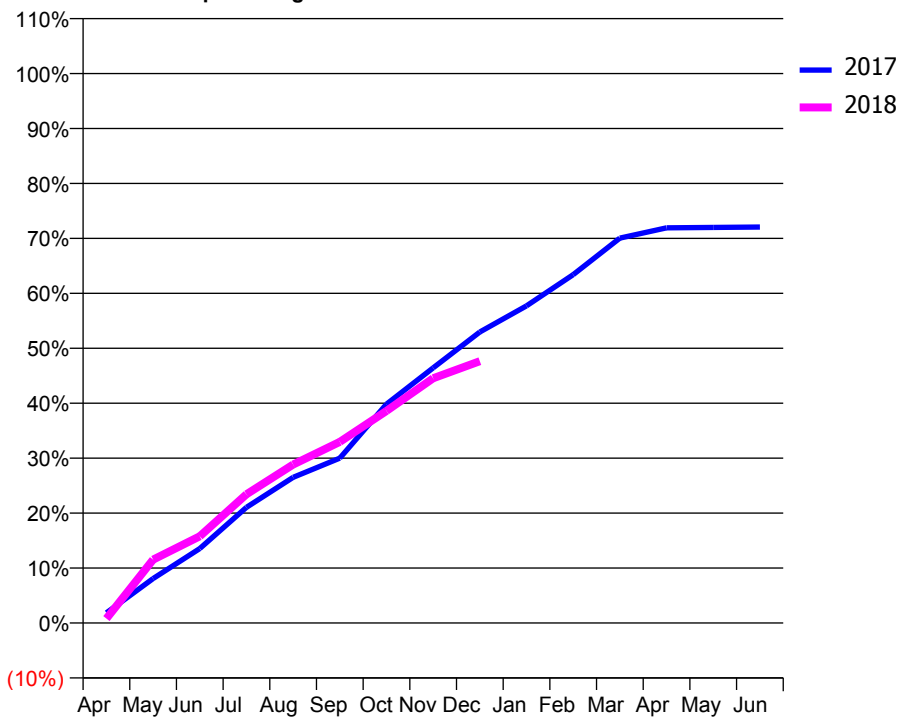
ACCESS*

Patients seen in 24 months	Total	Change since previous quarter
Quarter ending December 2016	692	
Quarter ending March 2017	672	↓
Quarter ending June 2017	670	→
Quarter ending September 2017	654	↓
Quarter ending December 2017	649	→
Variance since December 2016	(6.2%)	↓



ACTIVITY

Cumulative percentage of contracted UDA delivered 2017 & 2018



Month	Adjusted Scheduled Activity (UDA)	
	2017	2018
April	62	27
May	271	386
June	453	528
July	704	783
August	886	965
September	1,004	1,102
October	1,332	1,291
November	1,552	1,489
December	1,771	1,593
January	1,930	
February	2,120	
March	2,342	
April	2,405	
May	2,407	
June	2,410	

QUALITY

	Quantity	Base Number	Contract	AT	Region	England
% of FP17s for the same patient ID Re-attending within 3 months - Children	38	390	9.7%	9.9%	11.8%	12.0%
% of FP17s for the same patient ID Re-attending within 3 months - Adults	41	326	12.6%	14.1%	15.3%	15.9%
% of FP17s for the same patient ID Re-attending between 3 & 9 months - Children	257	390	65.9%	60.8%	59.1%	58.0%
% of FP17s for the same patient ID Re-attending between 3 & 9 months - Adults	202	326	62.0%	52.9%	51.5%	50.5%
% of FP17s for Band 1 Urgent Courses	17	683	2.5%	7.2%	8.0%	9.0%
% of FP17s Relating to Free Repair or Replacements	1	683	0.1%	0.8%	0.8%	0.8%
% of FP17s Relating to Continuations	14	683	2.0%	1.1%	1.1%	1.1%
% of Patients satisfied with the dentistry they have received	1	1	N/A	91.6%	91.6%	91.5%
% of Patients satisfied with the time they had to wait for an appointment	1	1	N/A	86.9%	88.3%	87.9%

* This is based on patients treated on this contract for their most recent course of treatment. Figures in italics indicate the base number of FP17s or Patient Questionnaire responses are less than 100. N/A is shown where the base number of responses is less than 10 during the period. % is calculated as Quantity/Base number*100

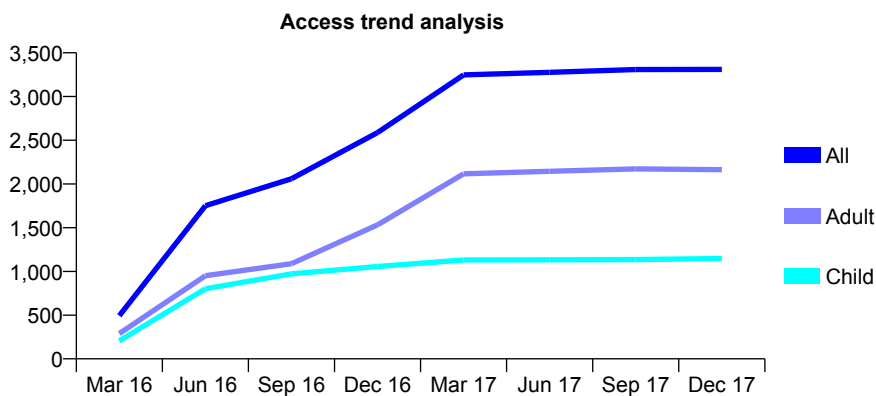
Q59 - Vital Signs At a Glance Contract Report for 995584/0001 - December 2017

Name or company name	Mr B Khaseria & Mrs M K Dhariwal
Contract type name	GDS Contract
Purpose of contract	General
Contract start date	01/01/2016
Contract end date	

17/18 Contracted general activity (UDA)	5,032
Carry forward general activity (UDA)	333
17/18 Contracted orthodontic activity (UOA)	0
Carry forward orthodontic activity (UOA)	0
Baseline contract value	£126,669.89

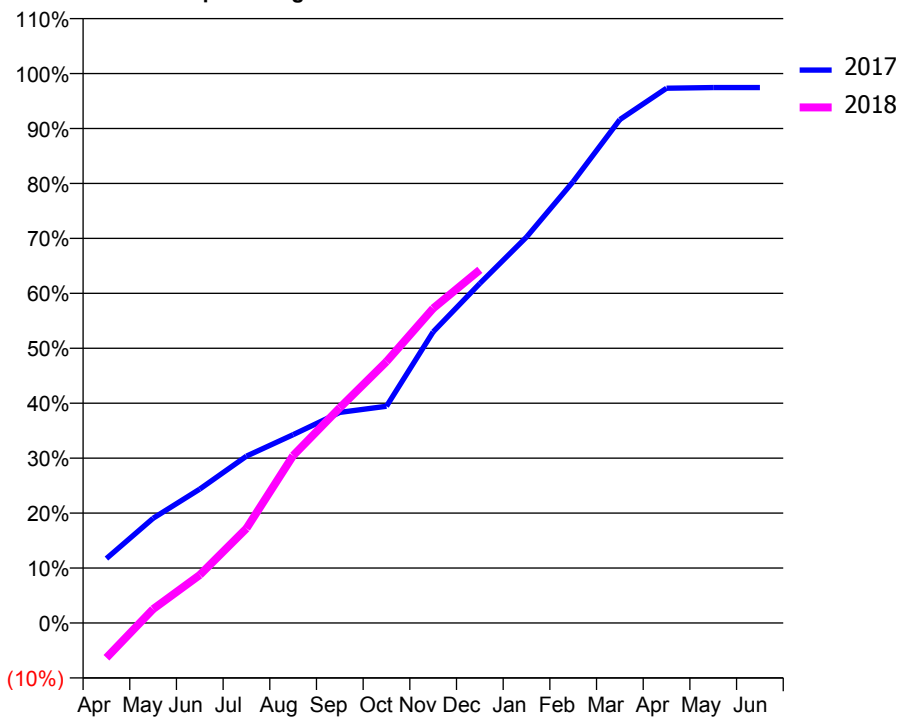
ACCESS*

Patients seen in 24 months	Total	Change since previous quarter
Quarter ending December 2016	2,588	
Quarter ending March 2017	3,247	↑
Quarter ending June 2017	3,277	→
Quarter ending September 2017	3,309	→
Quarter ending December 2017	3,310	→
Variance since December 2016	27.9%	↑



ACTIVITY

Cumulative percentage of contracted UDA delivered 2017 & 2018



Month	Adjusted Scheduled Activity (UDA)	
	2017	2018
April	1,530	-319
May	2,483	127
June	3,177	440
July	3,959	867
August	4,466	1,533
September	4,995	1,971
October	5,139	2,395
November	6,904	2,882
December	8,054	3,234
January	9,154	
February	10,469	
March	11,940	
April	12,683	
May	12,699	
June	12,699	

QUALITY

	Quantity	Base Number	Contract	AT	Region	England
% of FP17s for the same patient ID Re-attending within 3 months - Children	43	1,197	3.6%	9.9%	11.8%	12.0%
% of FP17s for the same patient ID Re-attending within 3 months - Adults	97	925	10.5%	14.1%	15.3%	15.9%
% of FP17s for the same patient ID Re-attending between 3 & 9 months - Children	842	1,197	70.3%	60.8%	59.1%	58.0%
% of FP17s for the same patient ID Re-attending between 3 & 9 months - Adults	541	925	58.5%	52.9%	51.5%	50.5%
% of FP17s for Band 1 Urgent Courses	63	1,874	3.4%	7.2%	8.0%	9.0%
% of FP17s Relating to Free Repair or Replacements	4	1,874	0.2%	0.8%	0.8%	0.8%
% of FP17s Relating to Continuations	0	1,874	0.0%	1.1%	1.1%	1.1%
% of Patients satisfied with the dentistry they have received	4	4	N/A	91.6%	91.6%	91.5%
% of Patients satisfied with the time they had to wait for an appointment	4	4	N/A	86.9%	88.3%	87.9%

* This is based on patients treated on this contract for their most recent course of treatment. Figures in italics indicate the base number of FP17s or Patient Questionnaire responses are less than 100. N/A is shown where the base number of responses is less than 10 during the period. % is calculated as Quantity/Base number*100

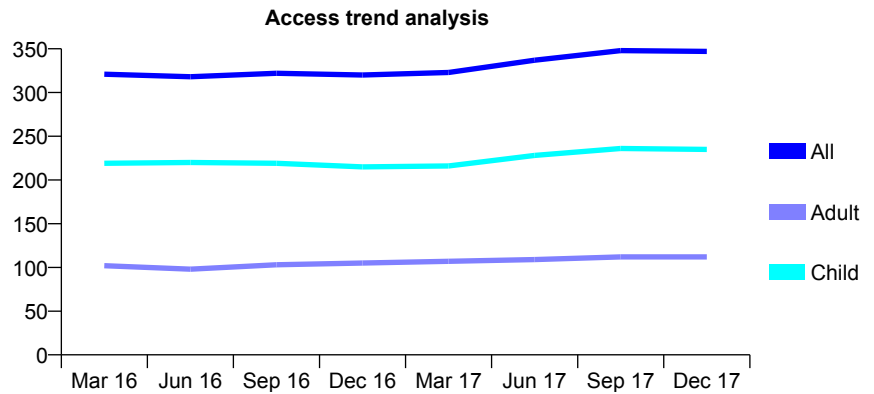
Q59 - Vital Signs At a Glance Contract Report for 998133/0001 - December 2017

Name or company name	Lechki, Desai, Shah & Thakor (T/A Queens)
Contract type name	GDS Contract
Purpose of contract	General
Contract start date	01/04/2006
Contract end date	

17/18 Contracted general activity (UDA)	800
Carry forward general activity (UDA)	0
17/18 Contracted orthodontic activity (UOA)	0
Carry forward orthodontic activity (UOA)	0
Baseline contract value	£17,331.05

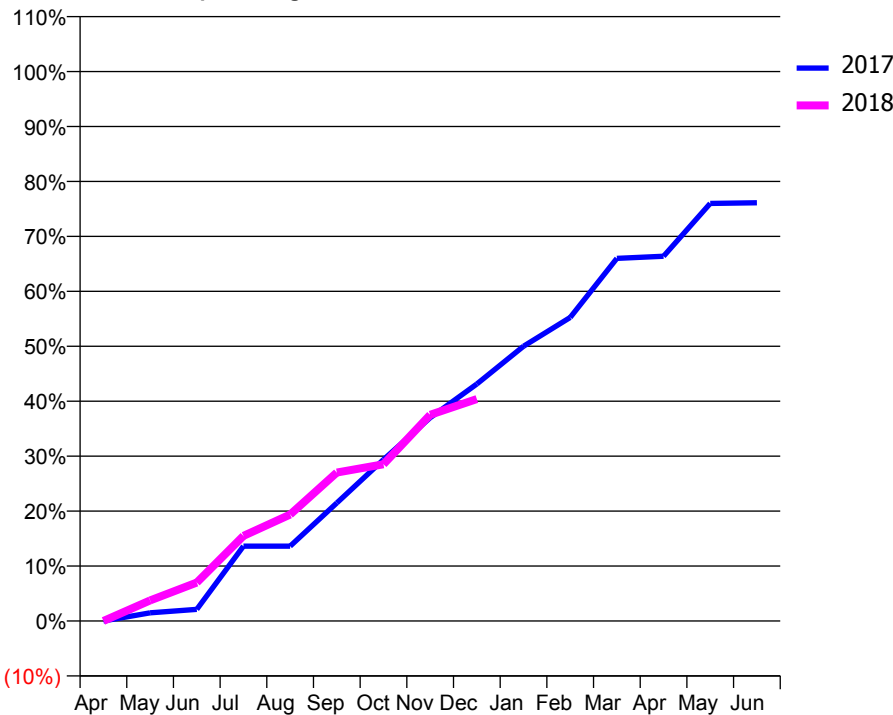
ACCESS*

Patients seen in 24 months	Total	Change since previous quarter
Quarter ending December 2016	320	
Quarter ending March 2017	323	→
Quarter ending June 2017	337	↑
Quarter ending September 2017	348	↑
Quarter ending December 2017	347	→
Variance since December 2016	8.4%	↑



ACTIVITY

Cumulative percentage of contracted UDA delivered 2017 & 2018



Month	Adjusted Scheduled Activity (UDA)	
	2017	2018
April	0	0
May	12	30
June	17	56
July	109	124
August	109	155
September	172	216
October	235	228
November	296	300
December	345	323
January	400	
February	442	
March	528	
April	531	
May	608	
June	609	

QUALITY

	Quantity	Base Number	Contract	AT	Region	England
% of FP17s for the same patient ID Re-attending within 3 months - Children	6	216	2.8%	9.9%	11.8%	12.0%
% of FP17s for the same patient ID Re-attending within 3 months - Adults	3	56	5.4%	14.1%	15.3%	15.9%
% of FP17s for the same patient ID Re-attending between 3 & 9 months - Children	108	216	50.0%	60.8%	59.1%	58.0%
% of FP17s for the same patient ID Re-attending between 3 & 9 months - Adults	19	56	33.9%	52.9%	51.5%	50.5%
% of FP17s for Band 1 Urgent Courses	1	224	0.4%	7.2%	8.0%	9.0%
% of FP17s Relating to Free Repair or Replacements	0	224	0.0%	0.8%	0.8%	0.8%
% of FP17s Relating to Continuations	0	224	0.0%	1.1%	1.1%	1.1%
% of Patients satisfied with the dentistry they have received	1	1	N/A	91.6%	91.6%	91.5%
% of Patients satisfied with the time they had to wait for an appointment	1	1	N/A	86.9%	88.3%	87.9%

* This is based on patients treated on this contract for their most recent course of treatment. Figures in italics indicate the base number of FP17s or Patient Questionnaire responses are less than 100. N/A is shown where the base number of responses is less than 10 during the period. % is calculated as Quantity/Base number*100

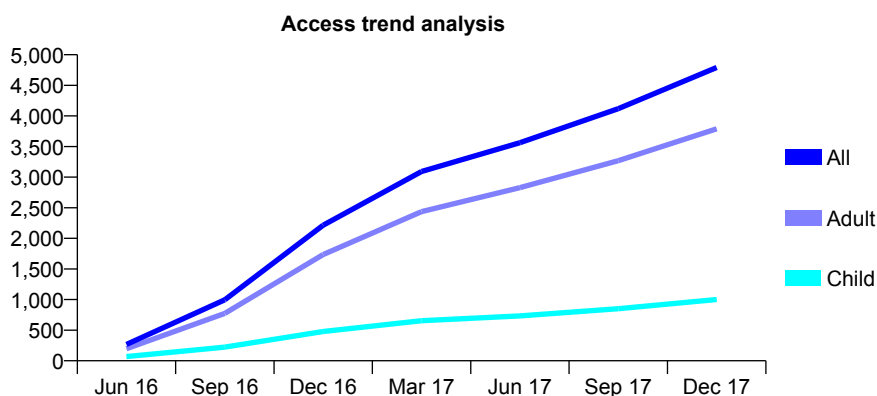
Q60 - Vital Signs At a Glance Contract Report for 100034/0000 - December 2017

Name or company name	Whitecross Dental Care Limited
Contract type name	GDS Contract
Purpose of contract	General
Contract start date	01/04/2016
Contract end date	

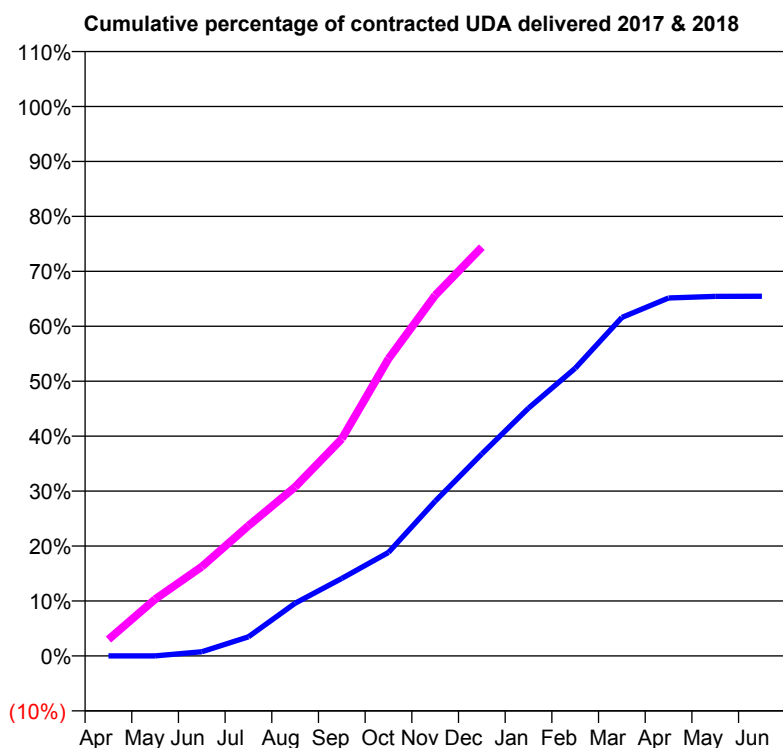
17/18 Contracted general activity (UDA)	16,000
Carry forward general activity (UDA)	0
17/18 Contracted orthodontic activity (UOA)	0
Carry forward orthodontic activity (UOA)	0
Baseline contract value	£397,451.56

ACCESS*

Patients seen in 24 months	Total	Change since previous quarter
Quarter ending December 2016	2,215	
Quarter ending March 2017	3,092	↑
Quarter ending June 2017	3,564	↑
Quarter ending September 2017	4,119	↑
Quarter ending December 2017	4,792	↑
Variance since December 2016	116.3%	↑



ACTIVITY



Month	Adjusted Scheduled Activity (UDA)	
	2017	2018
April	0	480
May	0	1,650
June	121	2,600
July	557	3,790
August	1,534	4,921
September	2,257	6,324
October	3,014	8,652
November	4,508	10,502
December	5,884	11,904
January	7,216	
February	8,379	
March	9,855	
April	10,424	
May	10,471	
June	10,475	

QUALITY

	Quantity	Base Number	Contract	AT	Region	England
% of FP17s for the same patient ID Re-attending within 3 months - Children	55	1,069	5.1%	10.2%	11.8%	12.0%
% of FP17s for the same patient ID Re-attending within 3 months - Adults	607	4,175	14.5%	13.4%	15.3%	15.9%
% of FP17s for the same patient ID Re-attending between 3 & 9 months - Children	421	1,069	39.4%	59.6%	59.1%	58.0%
% of FP17s for the same patient ID Re-attending between 3 & 9 months - Adults	1,629	4,175	39.0%	54.5%	51.5%	50.5%
% of FP17s for Band 1 Urgent Courses	296	5,010	5.9%	7.2%	8.0%	9.0%
% of FP17s Relating to Free Repair or Replacements	54	5,010	1.1%	0.9%	0.8%	0.8%
% of FP17s Relating to Continuations	117	5,010	2.3%	1.2%	1.1%	1.1%
% of Patients satisfied with the dentistry they have received	8	8	N/A	91.5%	91.6%	91.5%
% of Patients satisfied with the time they had to wait for an appointment	8	8	N/A	89.7%	88.3%	87.9%

* This is based on patients treated on this contract for their most recent course of treatment. Figures in italics indicate the base number of FP17s or Patient Questionnaire responses are less than 100. N/A is shown where the base number of responses is less than 10 during the period. % is calculated as Quantity/Base number*100

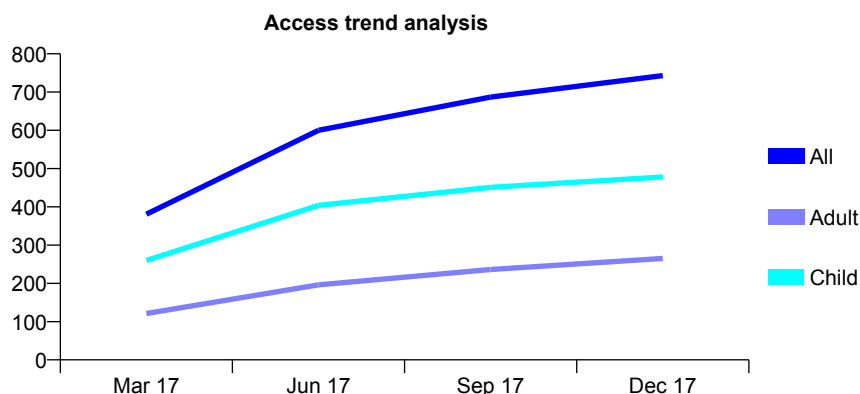
Q60 - Vital Signs At a Glance Contract Report for 100233/0000 - December 2017

Name or company name	Willow Street Dental Practice
Contract type name	GDS Contract
Purpose of contract	General
Contract start date	01/12/2016
Contract end date	

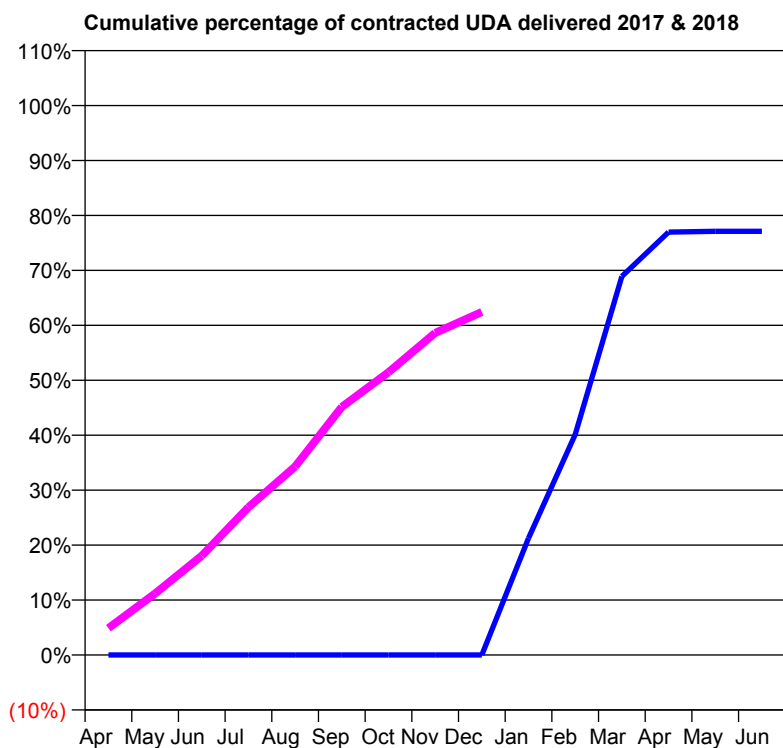
17/18 Contracted general activity (UDA)	2,110
Carry forward general activity (UDA)	0
17/18 Contracted orthodontic activity (UOA)	0
Carry forward orthodontic activity (UOA)	0
Baseline contract value	£54,739.67

ACCESS*

Patients seen in 24 months	Total	Change since previous quarter
Quarter ending December 2016	0	
Quarter ending March 2017	381	
Quarter ending June 2017	600	↑
Quarter ending September 2017	687	↑
Quarter ending December 2017	743	↑
Variance since December 2016	N/A	



ACTIVITY



Month	Adjusted Scheduled Activity (UDA)	
	2017	2018
April	0	103
May	0	236
June	0	381
July	0	567
August	0	724
September	0	952
October	0	1,086
November	0	1,237
December	0	1,317
January	150	
February	282	
March	484	
April	541	
May	542	
June	542	

QUALITY

	Quantity	Base Number	Contract	AT	Region	England
% of FP17s for the same patient ID Re-attending within 3 months - Children	81	723	11.2%	10.2%	11.8%	12.0%
% of FP17s for the same patient ID Re-attending within 3 months - Adults	36	284	12.7%	13.4%	15.3%	15.9%
% of FP17s for the same patient ID Re-attending between 3 & 9 months - Children	354	723	49.0%	59.6%	59.1%	58.0%
% of FP17s for the same patient ID Re-attending between 3 & 9 months - Adults	109	284	38.4%	54.5%	51.5%	50.5%
% of FP17s for Band 1 Urgent Courses	57	962	5.9%	7.2%	8.0%	9.0%
% of FP17s Relating to Free Repair or Replacements	0	962	0.0%	0.9%	0.8%	0.8%
% of FP17s Relating to Continuations	0	962	0.0%	1.2%	1.1%	1.1%
% of Patients satisfied with the dentistry they have received	1	1	N/A	91.5%	91.6%	91.5%
% of Patients satisfied with the time they had to wait for an appointment	1	1	N/A	89.7%	88.3%	87.9%

* This is based on patients treated on this contract for their most recent course of treatment. Figures in italics indicate the base number of FP17s or Patient Questionnaire responses are less than 100. N/A is shown where the base number of responses is less than 10 during the period. % is calculated as Quantity/Base number*100

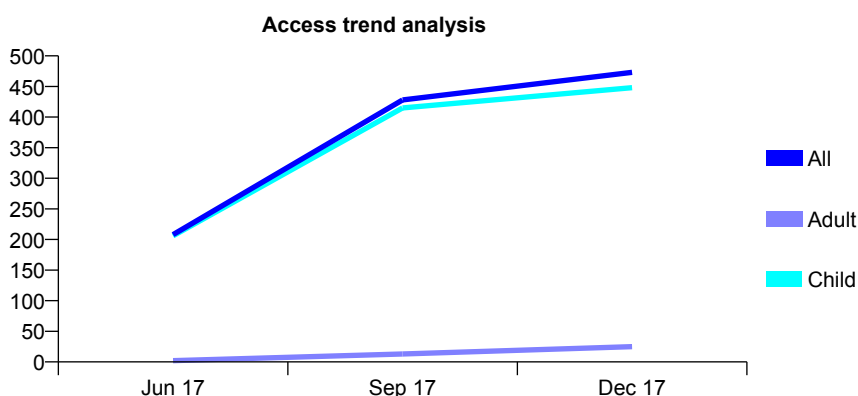
Q60 - Vital Signs At a Glance Contract Report for 100324/0000 - December 2017

Name or company name	Hughes & Owen Dental Care
Contract type name	GDS Contract
Purpose of contract	General
Contract start date	01/04/2017
Contract end date	

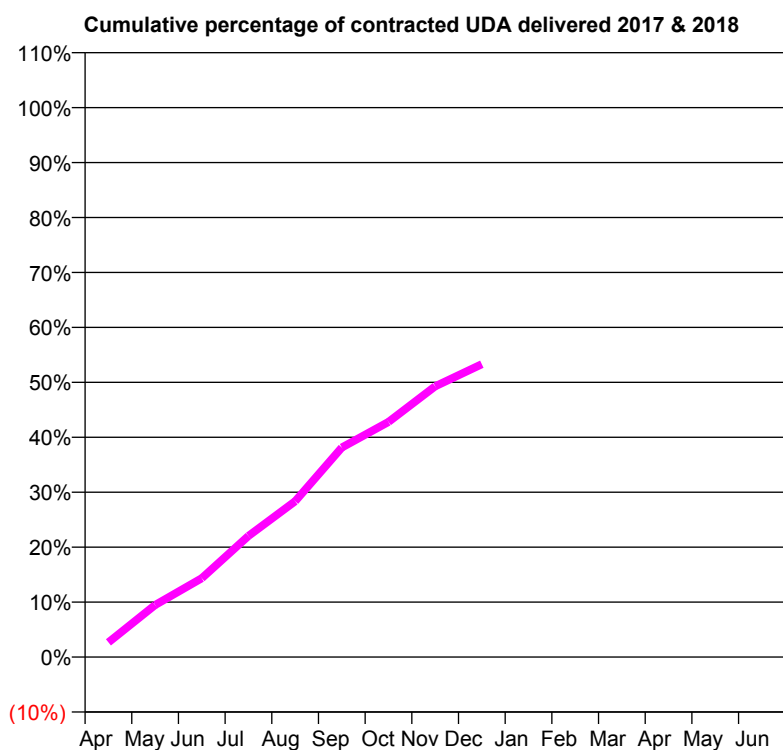
17/18 Contracted general activity (UDA)	1,450
Carry forward general activity (UDA)	0
17/18 Contracted orthodontic activity (UOA)	0
Carry forward orthodontic activity (UOA)	0
Baseline contract value	£29,544.01

ACCESS*

Patients seen in 24 months	Total	Change since previous quarter
Quarter ending December 2016	0	
Quarter ending March 2017	0	
Quarter ending June 2017	208	↑
Quarter ending September 2017	428	↑
Quarter ending December 2017	473	↑
Variance since December 2016	N/A	



ACTIVITY



Month	Adjusted Scheduled Activity (UDA)	
	2017	2018
April	0	39
May	0	137
June	0	208
July	0	320
August	0	411
September	0	553
October	0	621
November	0	714
December	0	773
January	0	
February	0	
March	0	
April	0	
May	0	
June	0	

QUALITY

	Quantity	Base Number	Contract	AT	Region	England
% of FP17s for the same patient ID Re-attending within 3 months - Children	40	642	6.2%	10.2%	11.8%	12.0%
% of FP17s for the same patient ID Re-attending within 3 months - Adults	0	0	N/A	13.4%	15.3%	15.9%
% of FP17s for the same patient ID Re-attending between 3 & 9 months - Children	107	642	16.7%	59.6%	59.1%	58.0%
% of FP17s for the same patient ID Re-attending between 3 & 9 months - Adults	0	0	N/A	54.5%	51.5%	50.5%
% of FP17s for Band 1 Urgent Courses	24	642	3.7%	7.2%	8.0%	9.0%
% of FP17s Relating to Free Repair or Replacements	0	642	0.0%	0.9%	0.8%	0.8%
% of FP17s Relating to Continuations	0	642	0.0%	1.2%	1.1%	1.1%
% of Patients satisfied with the dentistry they have received	0	0	N/A	91.5%	91.6%	91.5%
% of Patients satisfied with the time they had to wait for an appointment	0	0	N/A	89.7%	88.3%	87.9%

* This is based on patients treated on this contract for their most recent course of treatment. Figures in italics indicate the base number of FP17s or Patient Questionnaire responses are less than 100. N/A is shown where the base number of responses is less than 10 during the period. % is calculated as Quantity/Base number*100

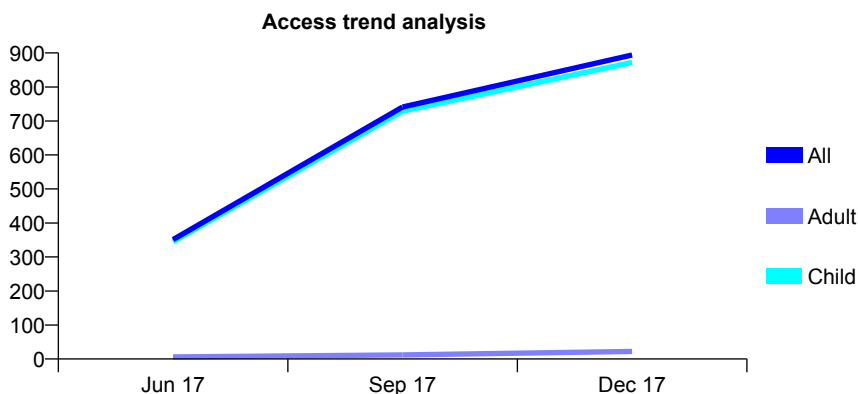
Q60 - Vital Signs At a Glance Contract Report for 100346/0000 - December 2017

Name or company name	Burton Family Dental Practice
Contract type name	GDS Contract
Purpose of contract	General
Contract start date	01/04/2017
Contract end date	

17/18 Contracted general activity (UDA)	2,400
Carry forward general activity (UDA)	0
17/18 Contracted orthodontic activity (UOA)	0
Carry forward orthodontic activity (UOA)	0
Baseline contract value	£51,154.92

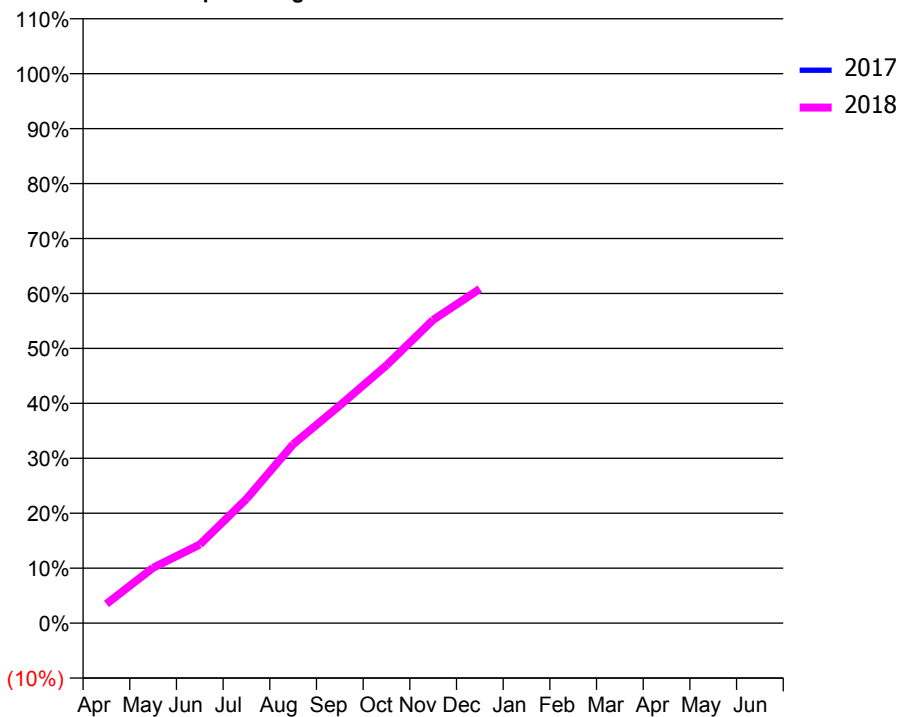
ACCESS*

Patients seen in 24 months	Total	Change since previous quarter
Quarter ending December 2016	0	
Quarter ending March 2017	0	
Quarter ending June 2017	351	↑
Quarter ending September 2017	741	↑
Quarter ending December 2017	894	↑
Variance since December 2016	N/A	



ACTIVITY

Cumulative percentage of contracted UDA delivered 2017 & 2018



Month	Adjusted Scheduled Activity (UDA)	
	2017	2018
April	0	84
May	0	242
June	0	343
July	0	542
August	0	781
September	0	951
October	0	1,126
November	0	1,324
December	0	1,460
January	0	
February	0	
March	0	
April	0	
May	0	
June	0	

QUALITY

	Quantity	Base Number	Contract	AT	Region	England
% of FP17s for the same patient ID Re-attending within 3 months - Children	47	1,152	4.1%	10.2%	11.8%	12.0%
% of FP17s for the same patient ID Re-attending within 3 months - Adults	0	0	N/A	13.4%	15.3%	15.9%
% of FP17s for the same patient ID Re-attending between 3 & 9 months - Children	189	1,152	16.4%	59.6%	59.1%	58.0%
% of FP17s for the same patient ID Re-attending between 3 & 9 months - Adults	0	0	N/A	54.5%	51.5%	50.5%
% of FP17s for Band 1 Urgent Courses	35	1,152	3.0%	7.2%	8.0%	9.0%
% of FP17s Relating to Free Repair or Replacements	0	1,152	0.0%	0.9%	0.8%	0.8%
% of FP17s Relating to Continuations	0	1,152	0.0%	1.2%	1.1%	1.1%
% of Patients satisfied with the dentistry they have received	2	2	N/A	91.5%	91.6%	91.5%
% of Patients satisfied with the time they had to wait for an appointment	2	2	N/A	89.7%	88.3%	87.9%

* This is based on patients treated on this contract for their most recent course of treatment. Figures in italics indicate the base number of FP17s or Patient Questionnaire responses are less than 100. N/A is shown where the base number of responses is less than 10 during the period. % is calculated as Quantity/Base number*100

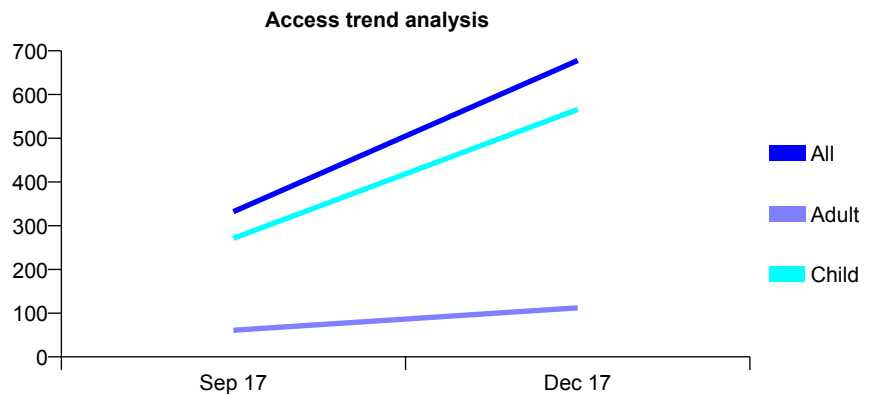
Q60 - Vital Signs At a Glance Contract Report for 100486/0000 - December 2017

Name or company name	New Park House Dental Centre
Contract type name	GDS Contract
Purpose of contract	General and Orthodontic
Contract start date	01/08/2017
Contract end date	

17/18 Contracted general activity (UDA)	3,019
Carry forward general activity (UDA)	0
17/18 Contracted orthodontic activity (UOA)	559
Carry forward orthodontic activity (UOA)	0
Baseline contract value	£120,251.42

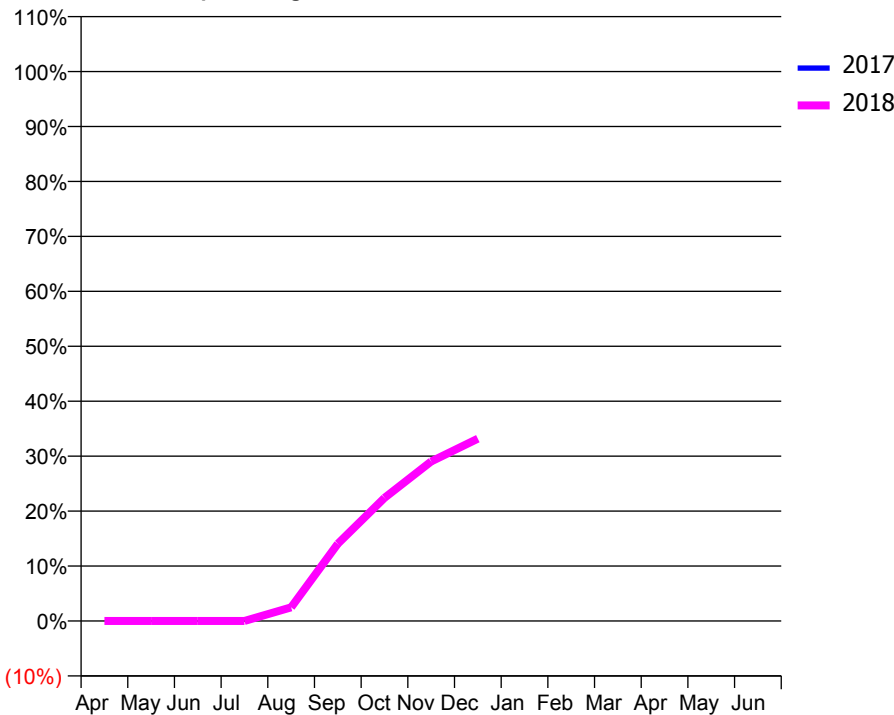
ACCESS*

Patients seen in 24 months	Total	Change since previous quarter
Quarter ending December 2016	0	
Quarter ending March 2017	0	
Quarter ending June 2017	0	
Quarter ending September 2017	332	↑
Quarter ending December 2017	678	↑
Variance since December 2016	N/A	



ACTIVITY

Cumulative percentage of contracted UDA delivered 2017 & 2018



Month	Adjusted Scheduled Activity (UDA)	
	2017	2018
April	0	0
May	0	0
June	0	0
July	0	0
August	0	75
September	0	424
October	0	676
November	0	876
December	0	1,002
January	0	
February	0	
March	0	
April	0	
May	0	
June	0	

QUALITY

	Quantity	Base Number	Contract	AT	Region	England
% of FP17s for the same patient ID Re-attending within 3 months - Children	32	588	5.4%	10.2%	11.8%	12.0%
% of FP17s for the same patient ID Re-attending within 3 months - Adults	3	100	3.0%	13.4%	15.3%	15.9%
% of FP17s for the same patient ID Re-attending between 3 & 9 months - Children	7	588	1.2%	59.6%	59.1%	58.0%
% of FP17s for the same patient ID Re-attending between 3 & 9 months - Adults	1	100	1.0%	54.5%	51.5%	50.5%
% of FP17s for Band 1 Urgent Courses	25	662	3.8%	7.2%	8.0%	9.0%
% of FP17s Relating to Free Repair or Replacements	0	662	0.0%	0.9%	0.8%	0.8%
% of FP17s Relating to Continuations	0	662	0.0%	1.2%	1.1%	1.1%
% of Patients satisfied with the dentistry they have received	1	1	N/A	91.5%	91.6%	91.5%
% of Patients satisfied with the time they had to wait for an appointment	1	1	N/A	89.7%	88.3%	87.9%

* This is based on patients treated on this contract for their most recent course of treatment. Figures in italics indicate the base number of FP17s or Patient Questionnaire responses are less than 100. N/A is shown where the base number of responses is less than 10 during the period. % is calculated as Quantity/Base number*100

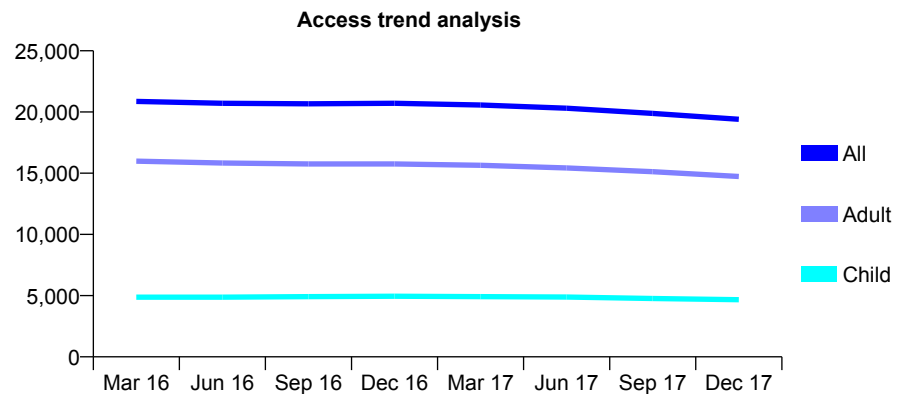
Q60 - Vital Signs At a Glance Contract Report for 101281/0063 - December 2017

Name or company name	OASIS DENTAL CARE LTD
Contract type name	GDS Contract
Purpose of contract	General and Orthodontic
Contract start date	01/04/2006
Contract end date	

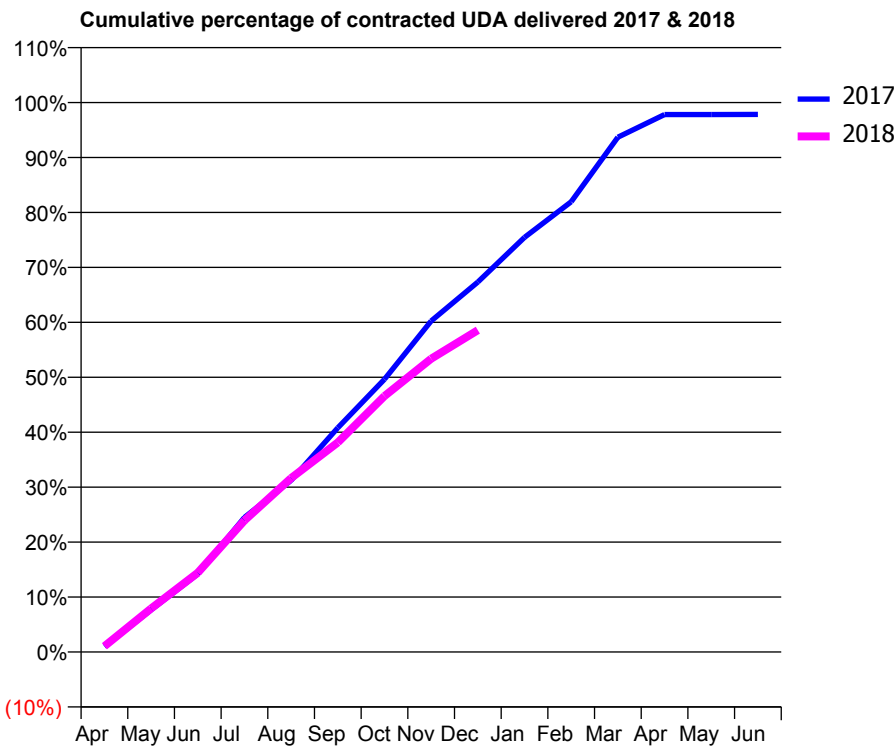
17/18 Contracted general activity (UDA)	67,013
Carry forward general activity (UDA)	1,446
17/18 Contracted orthodontic activity (UOA)	648
Carry forward orthodontic activity (UOA)	-8
Baseline contract value	£1,711,617.07

ACCESS*

Patients seen in 24 months	Total	Change since previous quarter
Quarter ending December 2016	20,714	
Quarter ending March 2017	20,570	→
Quarter ending June 2017	20,313	↓
Quarter ending September 2017	19,884	↓
Quarter ending December 2017	19,407	↓
Variance since December 2016	(6.3%)	↓



ACTIVITY



Month	Adjusted Scheduled Activity (UDA)	
	2017	2018
April	669	705
May	5,140	5,314
June	9,525	9,670
July	16,421	16,044
August	20,942	21,211
September	27,339	25,561
October	33,256	31,221
November	40,370	35,772
December	45,119	39,247
January	50,564	
February	54,906	
March	62,775	
April	65,539	
May	65,546	
June	65,567	

QUALITY

	Quantity	Base Number	Contract	AT	Region	England
% of FP17s for the same patient ID Re-attending within 3 months - Children	295	5,077	5.8%	10.2%	11.8%	12.0%
% of FP17s for the same patient ID Re-attending within 3 months - Adults	2,286	15,928	14.4%	13.4%	15.3%	15.9%
% of FP17s for the same patient ID Re-attending between 3 & 9 months - Children	3,497	5,077	68.9%	59.6%	59.1%	58.0%
% of FP17s for the same patient ID Re-attending between 3 & 9 months - Adults	10,395	15,928	65.3%	54.5%	51.5%	50.5%
% of FP17s for Band 1 Urgent Courses	1,413	19,824	7.1%	7.2%	8.0%	9.0%
% of FP17s Relating to Free Repair or Replacements	313	19,824	1.6%	0.9%	0.8%	0.8%
% of FP17s Relating to Continuations	120	19,824	0.6%	1.2%	1.1%	1.1%
% of Patients satisfied with the dentistry they have received	22	26	84.6%	91.5%	91.6%	91.5%
% of Patients satisfied with the time they had to wait for an appointment	23	26	88.5%	89.7%	88.3%	87.9%

* This is based on patients treated on this contract for their most recent course of treatment. Figures in italics indicate the base number of FP17s or Patient Questionnaire responses are less than 100. N/A is shown where the base number of responses is less than 10 during the period. % is calculated as Quantity/Base number*100

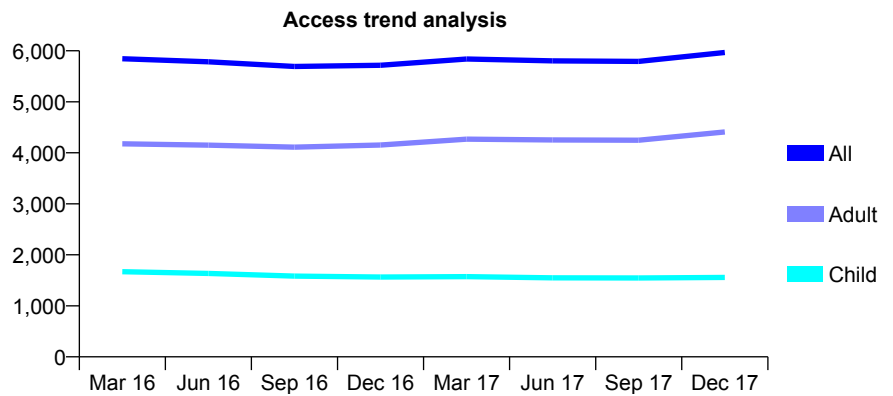
Q60 - Vital Signs At a Glance Contract Report for 101281/0071 - December 2017

Name or company name	OASIS DENTAL CARE LTD
Contract type name	GDS Contract
Purpose of contract	General
Contract start date	01/04/2006
Contract end date	

17/18 Contracted general activity (UDA)	19,322
Carry forward general activity (UDA)	0
17/18 Contracted orthodontic activity (UOA)	0
Carry forward orthodontic activity (UOA)	0
Baseline contract value	£404,691.32

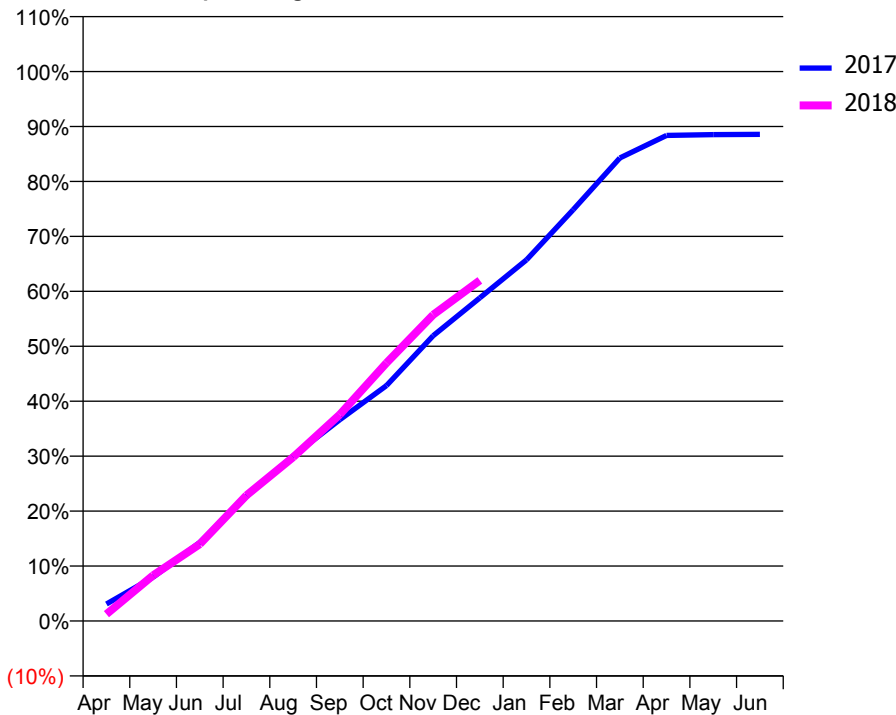
ACCESS*

Patients seen in 24 months	Total	Change since previous quarter
Quarter ending December 2016	5,716	
Quarter ending March 2017	5,839	↑
Quarter ending June 2017	5,802	→
Quarter ending September 2017	5,793	→
Quarter ending December 2017	5,967	↑
Variance since December 2016	4.4%	↑



ACTIVITY

Cumulative percentage of contracted UDA delivered 2017 & 2018



Month	Adjusted Scheduled Activity (UDA)	
	2017	2018
April	596	239
May	1,543	1,608
June	2,764	2,705
July	4,380	4,419
August	5,806	5,761
September	7,077	7,259
October	8,278	9,077
November	10,030	10,767
December	11,364	11,979
January	12,699	
February	14,465	
March	16,284	
April	17,076	
May	17,101	
June	17,112	

QUALITY

	Quantity	Base Number	Contract	AT	Region	England
% of FP17s for the same patient ID Re-attending within 3 months - Children	107	1,611	6.6%	10.2%	11.8%	12.0%
% of FP17s for the same patient ID Re-attending within 3 months - Adults	1,007	4,781	21.1%	13.4%	15.3%	15.9%
% of FP17s for the same patient ID Re-attending between 3 & 9 months - Children	854	1,611	53.0%	59.6%	59.1%	58.0%
% of FP17s for the same patient ID Re-attending between 3 & 9 months - Adults	2,284	4,781	47.8%	54.5%	51.5%	50.5%
% of FP17s for Band 1 Urgent Courses	560	5,867	9.5%	7.2%	8.0%	9.0%
% of FP17s Relating to Free Repair or Replacements	137	5,867	2.3%	0.9%	0.8%	0.8%
% of FP17s Relating to Continuations	254	5,867	4.3%	1.2%	1.1%	1.1%
% of Patients satisfied with the dentistry they have received	11	12	91.7%	91.5%	91.6%	91.5%
% of Patients satisfied with the time they had to wait for an appointment	10	12	83.3%	89.7%	88.3%	87.9%

* This is based on patients treated on this contract for their most recent course of treatment. Figures in italics indicate the base number of FP17s or Patient Questionnaire responses are less than 100. N/A is shown where the base number of responses is less than 10 during the period. % is calculated as Quantity/Base number*100

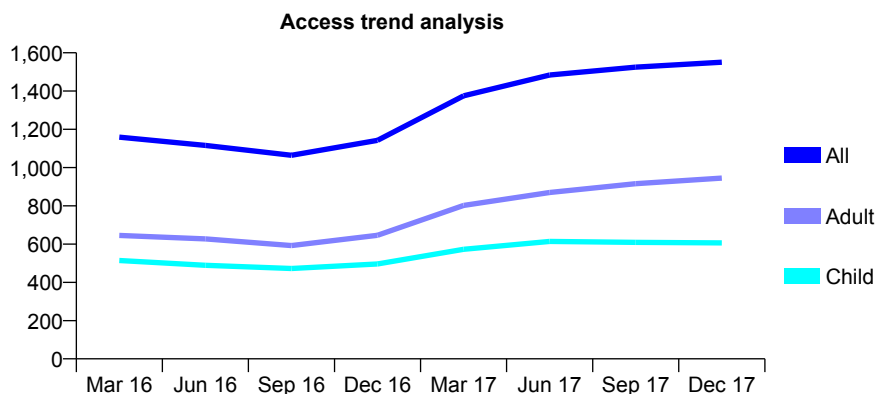
Q60 - Vital Signs At a Glance Contract Report for 101281/0097 - December 2017

Name or company name	OASIS DENTAL CARE LTD
Contract type name	GDS Contract
Purpose of contract	General
Contract start date	01/04/2006
Contract end date	

17/18 Contracted general activity (UDA)	4,956
Carry forward general activity (UDA)	0
17/18 Contracted orthodontic activity (UOA)	0
Carry forward orthodontic activity (UOA)	0
Baseline contract value	£116,927.79

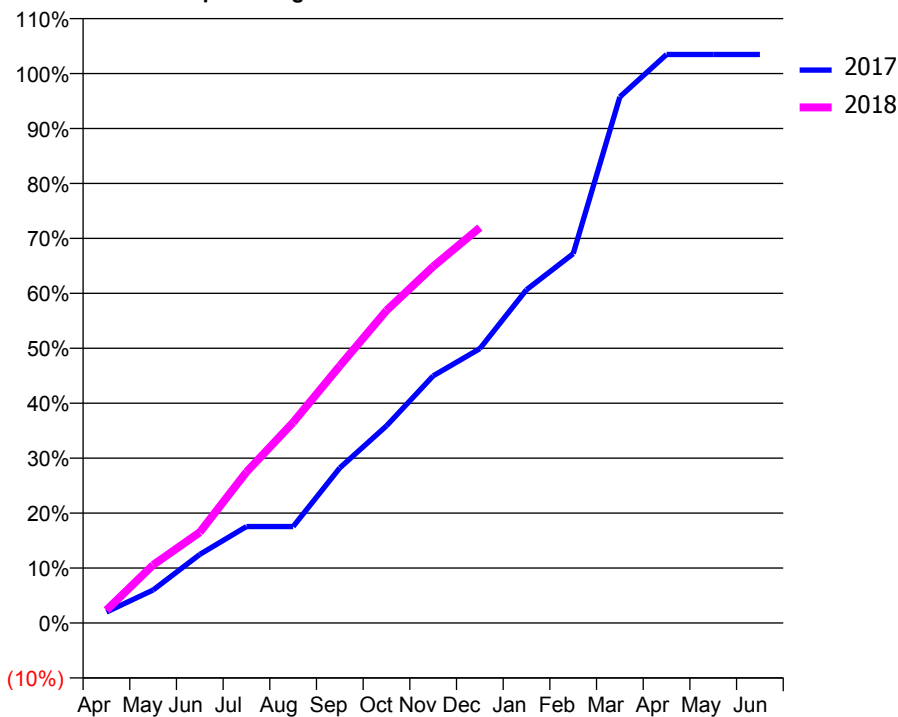
ACCESS*

Patients seen in 24 months	Total	Change since previous quarter
Quarter ending December 2016	1,142	
Quarter ending March 2017	1,375	↑
Quarter ending June 2017	1,484	↑
Quarter ending September 2017	1,525	↑
Quarter ending December 2017	1,551	→
Variance since December 2016	35.8%	↑



ACTIVITY

Cumulative percentage of contracted UDA delivered 2017 & 2018



Month	Adjusted Scheduled Activity (UDA)	
	2017	2018
April	81	117
May	240	524
June	499	819
July	703	1,363
August	703	1,810
September	1,130	2,320
October	1,436	2,819
November	1,800	3,215
December	1,998	3,567
January	2,427	
February	2,690	
March	3,831	
April	4,141	
May	4,141	
June	4,141	

QUALITY

	Quantity	Base Number	Contract	AT	Region	England
% of FP17s for the same patient ID Re-attending within 3 months - Children	44	765	5.8%	10.2%	11.8%	12.0%
% of FP17s for the same patient ID Re-attending within 3 months - Adults	91	949	9.6%	13.4%	15.3%	15.9%
% of FP17s for the same patient ID Re-attending between 3 & 9 months - Children	481	765	62.9%	59.6%	59.1%	58.0%
% of FP17s for the same patient ID Re-attending between 3 & 9 months - Adults	532	949	56.1%	54.5%	51.5%	50.5%
% of FP17s for Band 1 Urgent Courses	80	1,591	5.0%	7.2%	8.0%	9.0%
% of FP17s Relating to Free Repair or Replacements	6	1,591	0.4%	0.9%	0.8%	0.8%
% of FP17s Relating to Continuations	1	1,591	0.1%	1.2%	1.1%	1.1%
% of Patients satisfied with the dentistry they have received	4	4	N/A	91.5%	91.6%	91.5%
% of Patients satisfied with the time they had to wait for an appointment	4	4	N/A	89.7%	88.3%	87.9%

* This is based on patients treated on this contract for their most recent course of treatment. Figures in italics indicate the base number of FP17s or Patient Questionnaire responses are less than 100. N/A is shown where the base number of responses is less than 10 during the period. % is calculated as Quantity/Base number*100

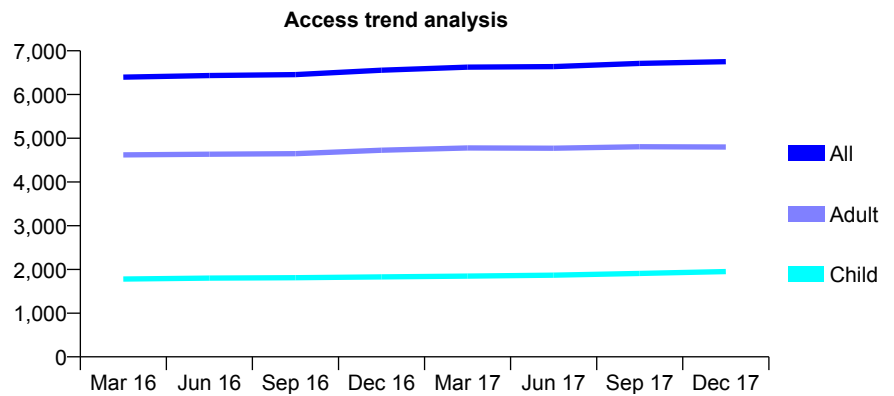
Q60 - Vital Signs At a Glance Contract Report for 101281/0127 - December 2017

Name or company name	OASIS DENTAL CARE LTD
Contract type name	GDS Contract
Purpose of contract	General and Orthodontic
Contract start date	01/04/2006
Contract end date	

17/18 Contracted general activity (UDA)	19,147
Carry forward general activity (UDA)	-9
17/18 Contracted orthodontic activity (UOA)	0
Carry forward orthodontic activity (UOA)	0
Baseline contract value	£431,481.66

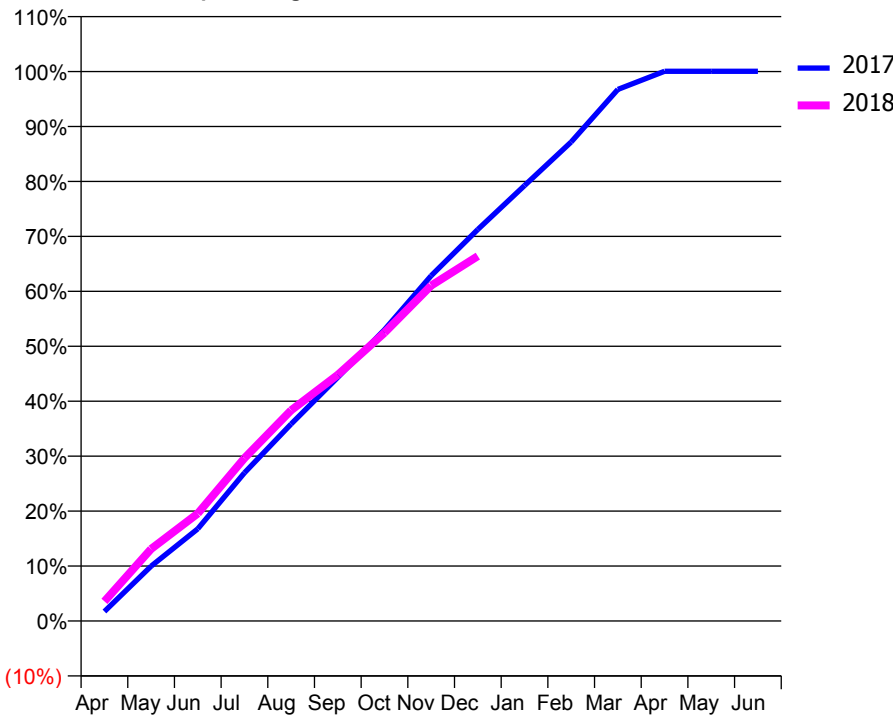
ACCESS*

Patients seen in 24 months	Total	Change since previous quarter
Quarter ending December 2016	6,555	
Quarter ending March 2017	6,625	→
Quarter ending June 2017	6,640	→
Quarter ending September 2017	6,713	→
Quarter ending December 2017	6,751	→
Variance since December 2016	3.0%	↑



ACTIVITY

Cumulative percentage of contracted UDA delivered 2017 & 2018



Month	Adjusted Scheduled Activity (UDA)	
	2017	2018
April	334	686
May	1,910	2,512
June	3,214	3,749
July	5,162	5,674
August	6,866	7,343
September	8,493	8,581
October	10,148	10,045
November	12,033	11,690
December	13,646	12,715
January	15,174	
February	16,691	
March	18,523	
April	19,153	
May	19,156	
June	19,156	

QUALITY

	Quantity	Base Number	Contract	AT	Region	England
% of FP17s for the same patient ID Re-attending within 3 months - Children	183	1,999	9.2%	10.2%	11.8%	12.0%
% of FP17s for the same patient ID Re-attending within 3 months - Adults	907	4,636	19.6%	13.4%	15.3%	15.9%
% of FP17s for the same patient ID Re-attending between 3 & 9 months - Children	1,076	1,999	53.8%	59.6%	59.1%	58.0%
% of FP17s for the same patient ID Re-attending between 3 & 9 months - Adults	2,154	4,636	46.5%	54.5%	51.5%	50.5%
% of FP17s for Band 1 Urgent Courses	499	6,322	7.9%	7.2%	8.0%	9.0%
% of FP17s Relating to Free Repair or Replacements	142	6,322	2.2%	0.9%	0.8%	0.8%
% of FP17s Relating to Continuations	207	6,322	3.3%	1.2%	1.1%	1.1%
% of Patients satisfied with the dentistry they have received	12	14	85.7%	91.5%	91.6%	91.5%
% of Patients satisfied with the time they had to wait for an appointment	13	14	92.9%	89.7%	88.3%	87.9%

* This is based on patients treated on this contract for their most recent course of treatment. Figures in italics indicate the base number of FP17s or Patient Questionnaire responses are less than 100. N/A is shown where the base number of responses is less than 10 during the period. % is calculated as Quantity/Base number*100

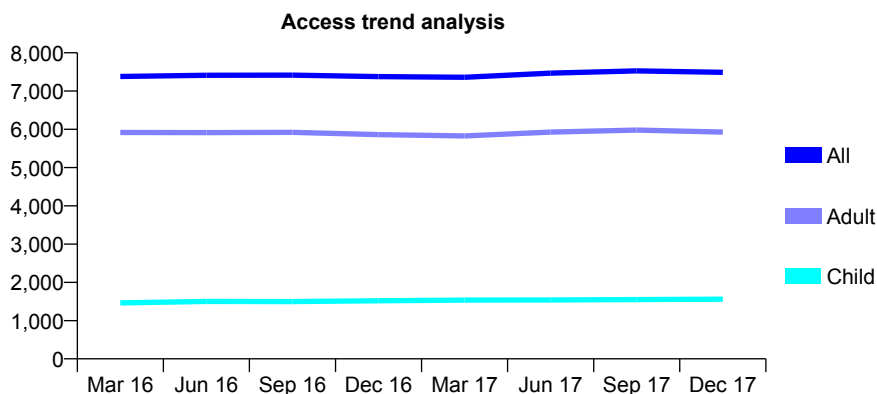
Q60 - Vital Signs At a Glance Contract Report for 101338/0007 - December 2017

Name or company name	Whitecross Dental Care Limited
Contract type name	GDS Contract
Purpose of contract	General
Contract start date	01/04/2006
Contract end date	

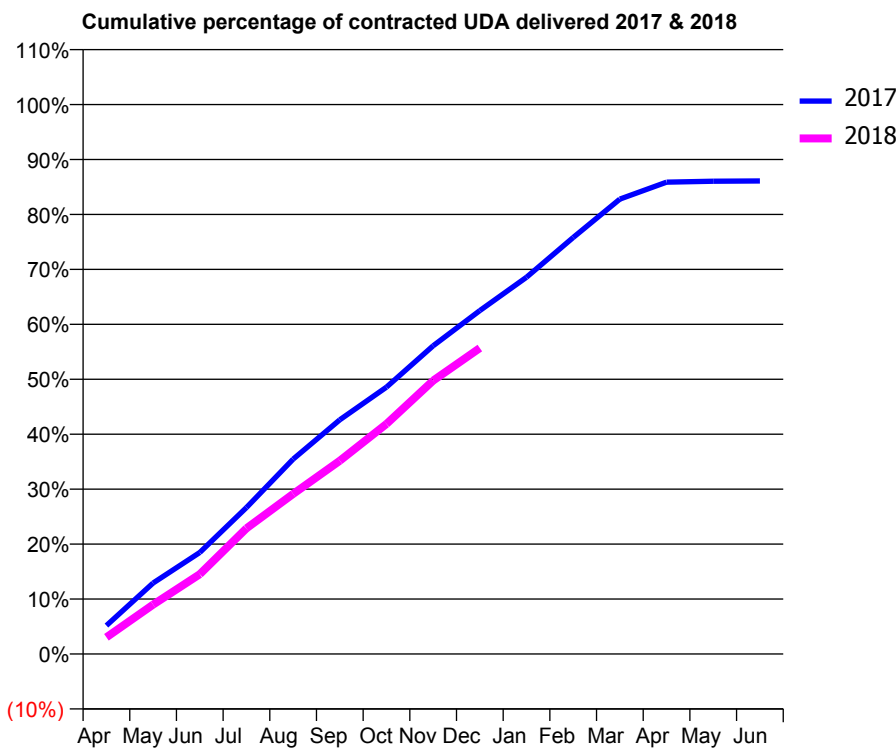
17/18 Contracted general activity (UDA)	24,220
Carry forward general activity (UDA)	0
17/18 Contracted orthodontic activity (UOA)	0
Carry forward orthodontic activity (UOA)	0
Baseline contract value	£594,236.75

ACCESS*

Patients seen in 24 months	Total	Change since previous quarter
Quarter ending December 2016	7,377	
Quarter ending March 2017	7,362	→
Quarter ending June 2017	7,468	→
Quarter ending September 2017	7,528	→
Quarter ending December 2017	7,489	→
Variance since December 2016	1.5%	→



ACTIVITY



Month	Adjusted Scheduled Activity (UDA)	
	2017	2018
April	1,255	740
May	3,129	2,176
June	4,477	3,519
July	6,454	5,537
August	8,592	7,056
September	10,325	8,521
October	11,766	10,142
November	13,584	12,054
December	15,138	13,488
January	16,608	
February	18,359	
March	20,048	
April	20,797	
May	20,841	
June	20,852	

QUALITY

	Quantity	Base Number	Contract	AT	Region	England
% of FP17s for the same patient ID Re-attending within 3 months - Children	55	1,403	3.9%	10.2%	11.8%	12.0%
% of FP17s for the same patient ID Re-attending within 3 months - Adults	478	5,051	9.5%	13.4%	15.3%	15.9%
% of FP17s for the same patient ID Re-attending between 3 & 9 months - Children	749	1,403	53.4%	59.6%	59.1%	58.0%
% of FP17s for the same patient ID Re-attending between 3 & 9 months - Adults	2,602	5,051	51.5%	54.5%	51.5%	50.5%
% of FP17s for Band 1 Urgent Courses	119	6,103	1.9%	7.2%	8.0%	9.0%
% of FP17s Relating to Free Repair or Replacements	37	6,103	0.6%	0.9%	0.8%	0.8%
% of FP17s Relating to Continuations	126	6,103	2.1%	1.2%	1.1%	1.1%
% of Patients satisfied with the dentistry they have received	14	18	77.8%	91.5%	91.6%	91.5%
% of Patients satisfied with the time they had to wait for an appointment	14	18	77.8%	89.7%	88.3%	87.9%

* This is based on patients treated on this contract for their most recent course of treatment. Figures in italics indicate the base number of FP17s or Patient Questionnaire responses are less than 100. N/A is shown where the base number of responses is less than 10 during the period. % is calculated as Quantity/Base number*100

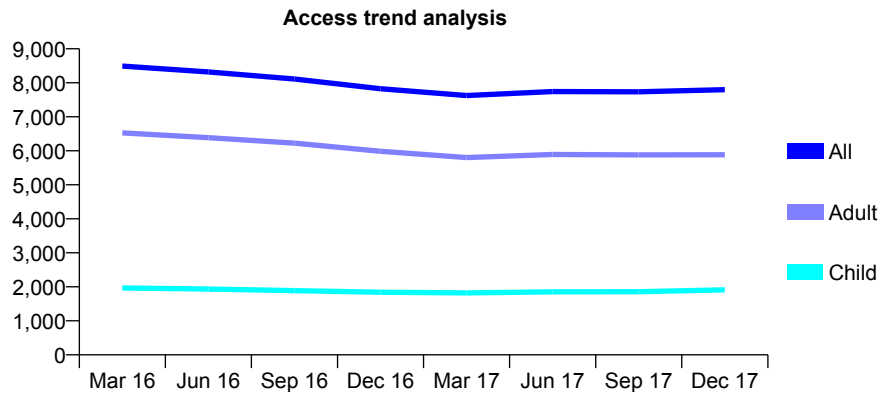
Q60 - Vital Signs At a Glance Contract Report for 101338/0010 - December 2017

Name or company name	Whitecross Dental Care Limited
Contract type name	GDS Contract
Purpose of contract	General
Contract start date	01/04/2006
Contract end date	

17/18 Contracted general activity (UDA)	25,000
Carry forward general activity (UDA)	0
17/18 Contracted orthodontic activity (UOA)	0
Carry forward orthodontic activity (UOA)	0
Baseline contract value	£690,450.23

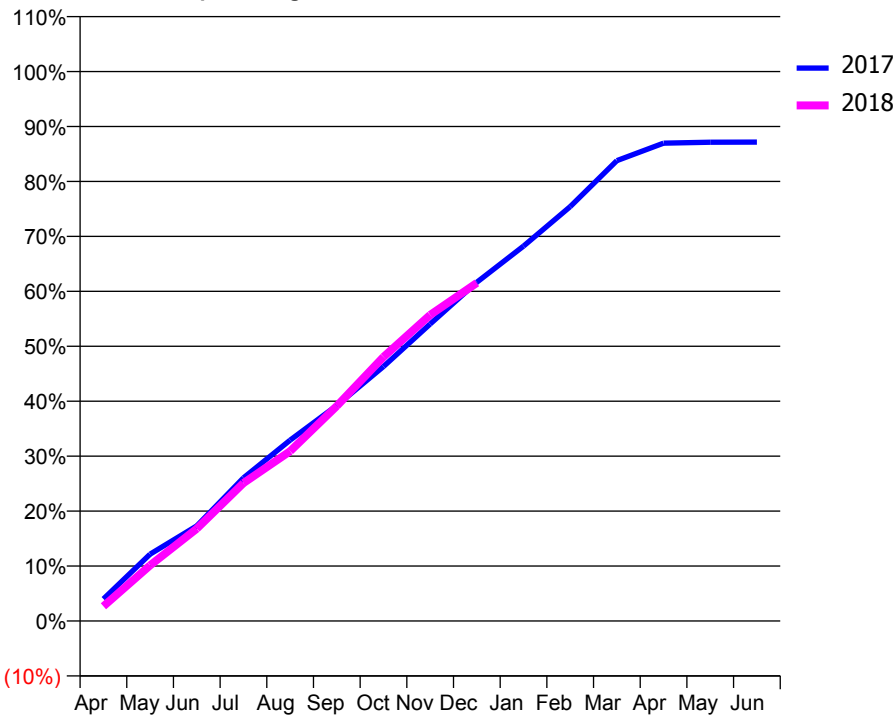
ACCESS*

Patients seen in 24 months	Total	Change since previous quarter
Quarter ending December 2016	7,827	
Quarter ending March 2017	7,624	↓
Quarter ending June 2017	7,744	→
Quarter ending September 2017	7,737	→
Quarter ending December 2017	7,799	→
Variance since December 2016	(0.4%)	→



ACTIVITY

Cumulative percentage of contracted UDA delivered 2017 & 2018



Month	Adjusted Scheduled Activity (UDA)	
	2017	2018
April	1,004	672
May	3,045	2,531
June	4,327	4,203
July	6,515	6,278
August	8,229	7,723
September	9,809	9,785
October	11,577	12,013
November	13,513	13,924
December	15,412	15,384
January	17,058	
February	18,855	
March	20,945	
April	21,740	
May	21,784	
June	21,786	

QUALITY

	Quantity	Base Number	Contract	AT	Region	England
% of FP17s for the same patient ID Re-attending within 3 months - Children	113	1,757	6.4%	10.2%	11.8%	12.0%
% of FP17s for the same patient ID Re-attending within 3 months - Adults	748	5,837	12.8%	13.4%	15.3%	15.9%
% of FP17s for the same patient ID Re-attending between 3 & 9 months - Children	674	1,757	38.4%	59.6%	59.1%	58.0%
% of FP17s for the same patient ID Re-attending between 3 & 9 months - Adults	2,763	5,837	47.3%	54.5%	51.5%	50.5%
% of FP17s for Band 1 Urgent Courses	525	7,222	7.3%	7.2%	8.0%	9.0%
% of FP17s Relating to Free Repair or Replacements	41	7,222	0.6%	0.9%	0.8%	0.8%
% of FP17s Relating to Continuations	99	7,222	1.4%	1.2%	1.1%	1.1%
% of Patients satisfied with the dentistry they have received	12	17	70.6%	91.5%	91.6%	91.5%
% of Patients satisfied with the time they had to wait for an appointment	11	17	64.7%	89.7%	88.3%	87.9%

* This is based on patients treated on this contract for their most recent course of treatment. Figures in italics indicate the base number of FP17s or Patient Questionnaire responses are less than 100. N/A is shown where the base number of responses is less than 10 during the period. % is calculated as Quantity/Base number*100

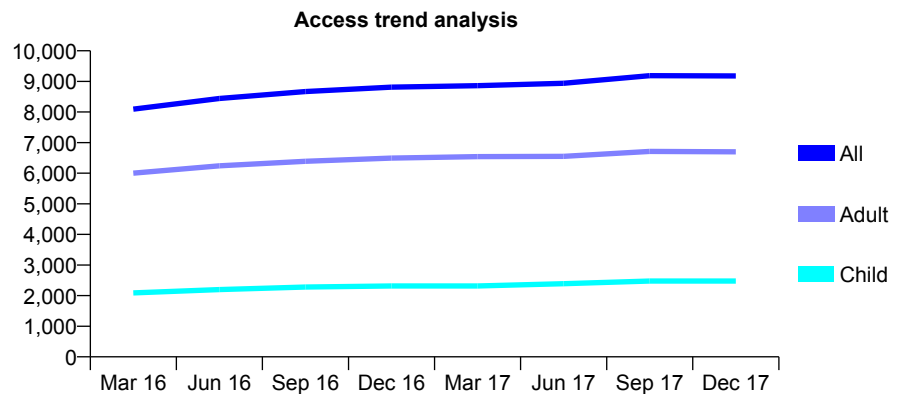
Q60 - Vital Signs At a Glance Contract Report for 101338/0011 - December 2017

Name or company name	Whitecross Dental Care Limited
Contract type name	Pilot Contract
Purpose of contract	General
Contract start date	01/04/2006
Contract end date	

17/18 Contracted general activity (UDA)	27,000
Carry forward general activity (UDA)	0
17/18 Contracted orthodontic activity (UOA)	0
Carry forward orthodontic activity (UOA)	0
Baseline contract value	£744,384.33

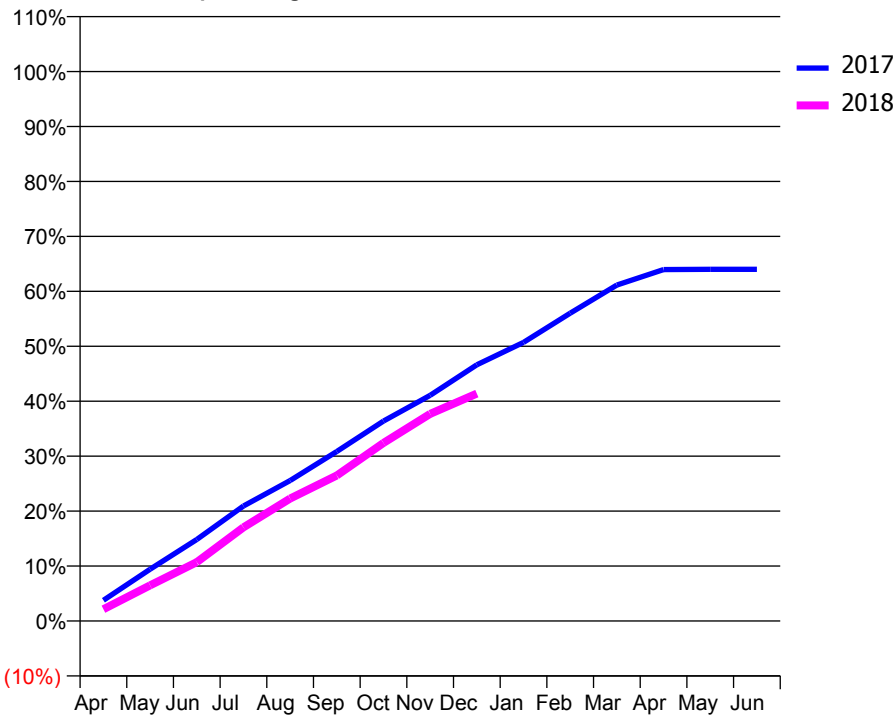
ACCESS*

Patients seen in 24 months	Total	Change since previous quarter
Quarter ending December 2016	8,812	
Quarter ending March 2017	8,860	→
Quarter ending June 2017	8,940	→
Quarter ending September 2017	9,188	↑
Quarter ending December 2017	9,177	→
Variance since December 2016	4.1%	↑



ACTIVITY

Cumulative percentage of contracted UDA delivered 2017 & 2018



Month	Adjusted Scheduled Activity (UDA)	
	2017	2018
April	1,021	580
May	2,549	1,750
June	4,005	2,892
July	5,649	4,603
August	6,902	6,019
September	8,329	7,149
October	9,825	8,753
November	11,089	10,175
December	12,587	11,173
January	13,689	
February	15,122	
March	16,508	
April	17,265	
May	17,282	
June	17,280	

QUALITY

	Quantity	Base Number	Contract	AT	Region	England
% of FP17s for the same patient ID Re-attending within 3 months - Children	42	1,665	2.5%	10.2%	11.8%	12.0%
% of FP17s for the same patient ID Re-attending within 3 months - Adults	228	3,885	5.9%	13.4%	15.3%	15.9%
% of FP17s for the same patient ID Re-attending between 3 & 9 months - Children	256	1,665	15.4%	59.6%	59.1%	58.0%
% of FP17s for the same patient ID Re-attending between 3 & 9 months - Adults	575	3,885	14.8%	54.5%	51.5%	50.5%
% of FP17s for Band 1 Urgent Courses	312	5,290	5.9%	7.2%	8.0%	9.0%
% of FP17s Relating to Free Repair or Replacements	1	5,290	0.0%	0.9%	0.8%	0.8%
% of FP17s Relating to Continuations	24	5,290	0.5%	1.2%	1.1%	1.1%
% of Patients satisfied with the dentistry they have received	3	8	N/A	91.5%	91.6%	91.5%
% of Patients satisfied with the time they had to wait for an appointment	5	8	N/A	89.7%	88.3%	87.9%

* This is based on patients treated on this contract for their most recent course of treatment. Figures in italics indicate the base number of FP17s or Patient Questionnaire responses are less than 100. N/A is shown where the base number of responses is less than 10 during the period. % is calculated as Quantity/Base number*100

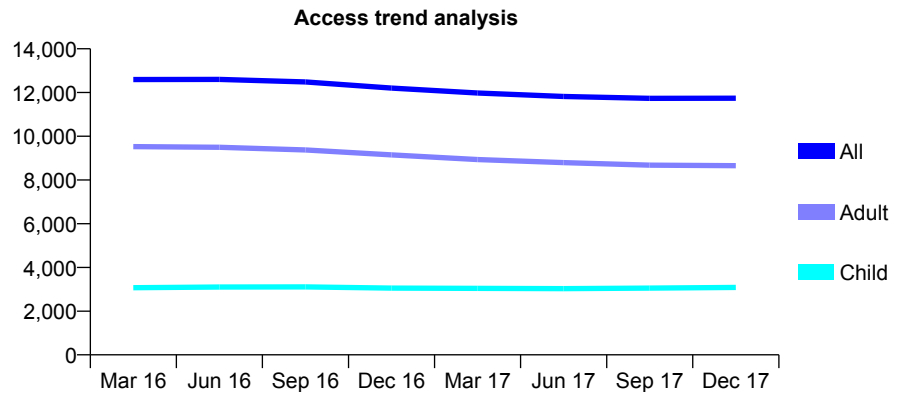
Q60 - Vital Signs At a Glance Contract Report for 101338/0014 - December 2017

Name or company name	Whitecross Dental Care Limited
Contract type name	GDS Contract
Purpose of contract	General
Contract start date	01/04/2006
Contract end date	

17/18 Contracted general activity (UDA)	27,302
Carry forward general activity (UDA)	0
17/18 Contracted orthodontic activity (UOA)	0
Carry forward orthodontic activity (UOA)	0
Baseline contract value	£741,359.70

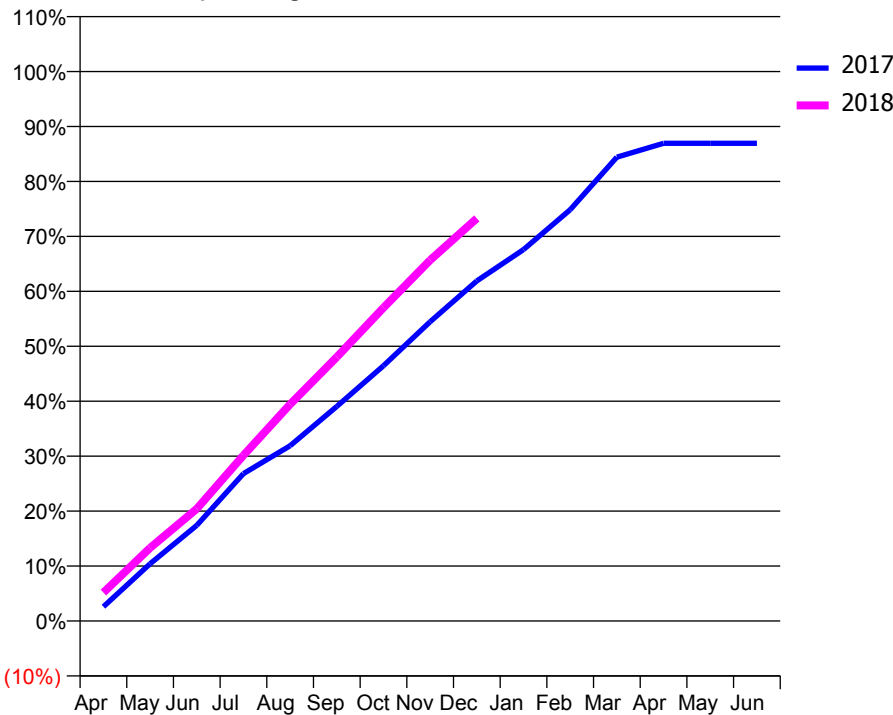
ACCESS*

Patients seen in 24 months	Total	Change since previous quarter
Quarter ending December 2016	12,203	
Quarter ending March 2017	11,976	↓
Quarter ending June 2017	11,820	↓
Quarter ending September 2017	11,736	→
Quarter ending December 2017	11,738	→
Variance since December 2016	(3.8%)	↓



ACTIVITY

Cumulative percentage of contracted UDA delivered 2017 & 2018



Month	Adjusted Scheduled Activity (UDA)	
	2017	2018
April	792	1,416
May	3,156	3,631
June	5,278	5,576
July	8,130	8,232
August	9,664	10,767
September	11,832	13,118
October	14,076	15,564
November	16,506	17,934
December	18,757	20,005
January	20,486	
February	22,684	
March	25,578	
April	26,341	
May	26,343	
June	26,343	

QUALITY

	Quantity	Base Number	Contract	AT	Region	England
% of FP17s for the same patient ID Re-attending within 3 months - Children	185	2,757	6.7%	10.2%	11.8%	12.0%
% of FP17s for the same patient ID Re-attending within 3 months - Adults	1,056	7,385	14.3%	13.4%	15.3%	15.9%
% of FP17s for the same patient ID Re-attending between 3 & 9 months - Children	1,184	2,757	42.9%	59.6%	59.1%	58.0%
% of FP17s for the same patient ID Re-attending between 3 & 9 months - Adults	2,984	7,385	40.4%	54.5%	51.5%	50.5%
% of FP17s for Band 1 Urgent Courses	674	9,795	6.9%	7.2%	8.0%	9.0%
% of FP17s Relating to Free Repair or Replacements	53	9,795	0.5%	0.9%	0.8%	0.8%
% of FP17s Relating to Continuations	148	9,795	1.5%	1.2%	1.1%	1.1%
% of Patients satisfied with the dentistry they have received	28	28	100.0%	91.5%	91.6%	91.5%
% of Patients satisfied with the time they had to wait for an appointment	24	28	85.7%	89.7%	88.3%	87.9%

* This is based on patients treated on this contract for their most recent course of treatment. Figures in italics indicate the base number of FP17s or Patient Questionnaire responses are less than 100. N/A is shown where the base number of responses is less than 10 during the period. % is calculated as Quantity/Base number*100

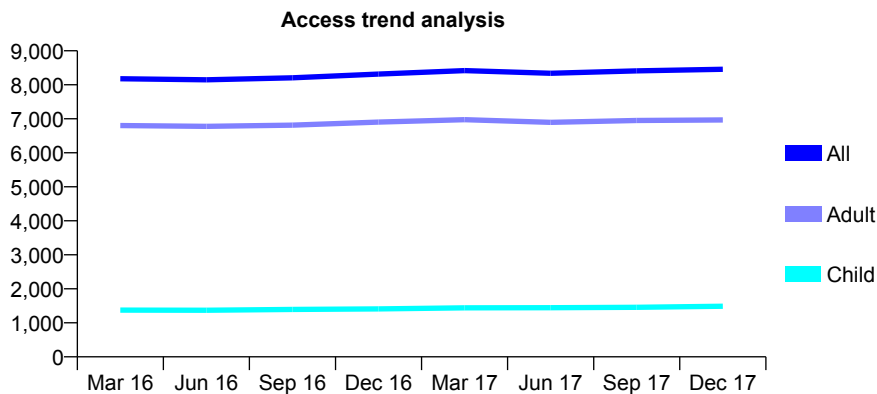
Q60 - Vital Signs At a Glance Contract Report for 101338/0016 - December 2017

Name or company name	Whitecross Dental Care Limited
Contract type name	GDS Contract
Purpose of contract	General
Contract start date	01/04/2006
Contract end date	

17/18 Contracted general activity (UDA)	26,093
Carry forward general activity (UDA)	0
17/18 Contracted orthodontic activity (UOA)	0
Carry forward orthodontic activity (UOA)	0
Baseline contract value	£729,804.37

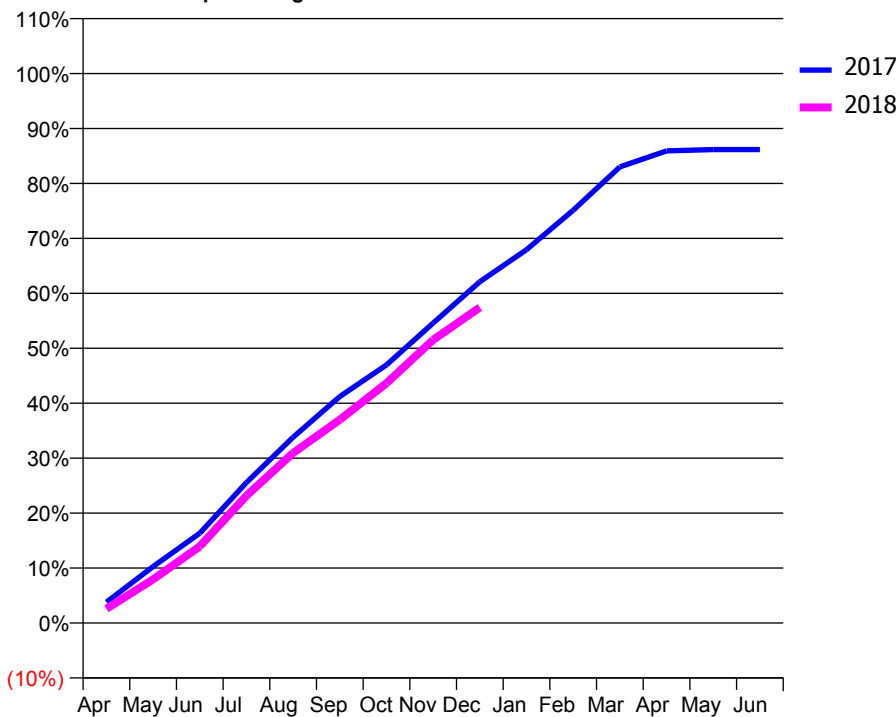
ACCESS*

Patients seen in 24 months	Total	Change since previous quarter
Quarter ending December 2016	8,314	
Quarter ending March 2017	8,417	→
Quarter ending June 2017	8,339	→
Quarter ending September 2017	8,408	→
Quarter ending December 2017	8,456	→
Variance since December 2016	1.7%	→



ACTIVITY

Cumulative percentage of contracted UDA delivered 2017 & 2018



Month	Adjusted Scheduled Activity (UDA)	
	2017	2018
April	992	673
May	2,682	2,074
June	4,265	3,636
July	6,669	6,044
August	8,824	8,079
September	10,757	9,653
October	12,255	11,389
November	14,242	13,443
December	16,207	14,982
January	17,726	
February	19,598	
March	21,656	
April	22,420	
May	22,480	
June	22,480	

QUALITY

	Quantity	Base Number	Contract	AT	Region	England
% of FP17s for the same patient ID Re-attending within 3 months - Children	91	1,491	6.1%	10.2%	11.8%	12.0%
% of FP17s for the same patient ID Re-attending within 3 months - Adults	734	6,765	10.8%	13.4%	15.3%	15.9%
% of FP17s for the same patient ID Re-attending between 3 & 9 months - Children	820	1,491	55.0%	59.6%	59.1%	58.0%
% of FP17s for the same patient ID Re-attending between 3 & 9 months - Adults	3,198	6,765	47.3%	54.5%	51.5%	50.5%
% of FP17s for Band 1 Urgent Courses	415	7,852	5.3%	7.2%	8.0%	9.0%
% of FP17s Relating to Free Repair or Replacements	63	7,852	0.8%	0.9%	0.8%	0.8%
% of FP17s Relating to Continuations	140	7,852	1.8%	1.2%	1.1%	1.1%
% of Patients satisfied with the dentistry they have received	15	15	100.0%	91.5%	91.6%	91.5%
% of Patients satisfied with the time they had to wait for an appointment	13	15	86.7%	89.7%	88.3%	87.9%

* This is based on patients treated on this contract for their most recent course of treatment. Figures in italics indicate the base number of FP17s or Patient Questionnaire responses are less than 100. N/A is shown where the base number of responses is less than 10 during the period. % is calculated as Quantity/Base number*100

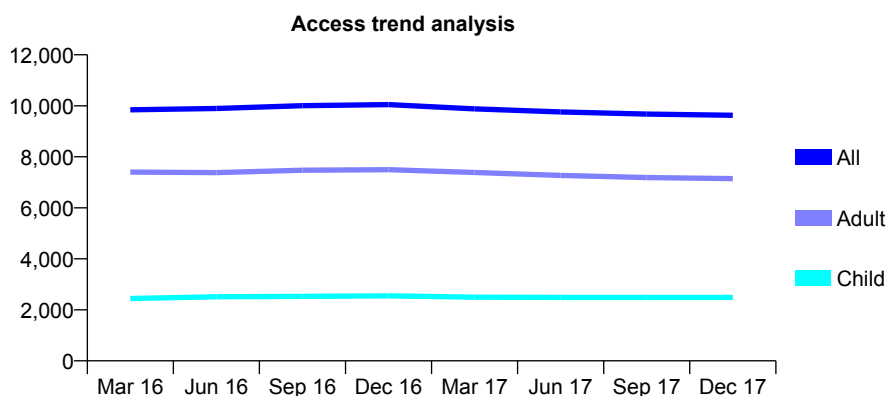
Q60 - Vital Signs At a Glance Contract Report for 101338/0020 - December 2017

Name or company name	Whitecross Dental Care Limited
Contract type name	GDS Contract
Purpose of contract	General
Contract start date	01/04/2006
Contract end date	

17/18 Contracted general activity (UDA)	31,250
Carry forward general activity (UDA)	0
17/18 Contracted orthodontic activity (UOA)	0
Carry forward orthodontic activity (UOA)	0
Baseline contract value	£863,062.78

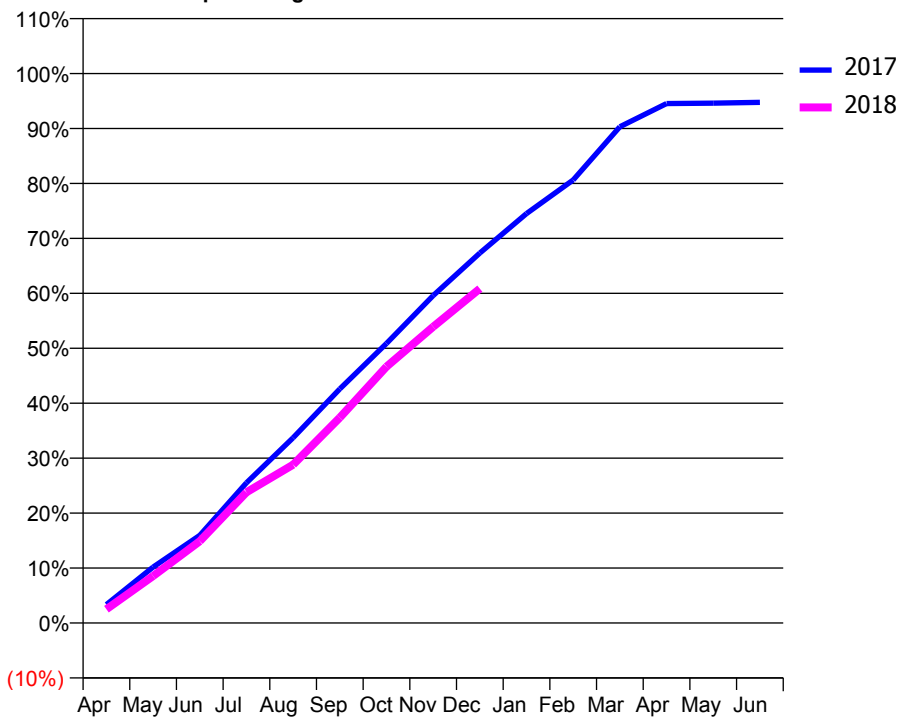
ACCESS*

Patients seen in 24 months	Total	Change since previous quarter
Quarter ending December 2016	10,048	
Quarter ending March 2017	9,881	↓
Quarter ending June 2017	9,759	↓
Quarter ending September 2017	9,676	→
Quarter ending December 2017	9,631	→
Variance since December 2016	(4.2%)	↓



ACTIVITY

Cumulative percentage of contracted UDA delivered 2017 & 2018



Month	Adjusted Scheduled Activity (UDA)	
	2017	2018
April	1,052	786
May	3,179	2,673
June	4,984	4,651
July	7,976	7,434
August	10,540	9,008
September	13,315	11,682
October	15,899	14,577
November	18,623	16,848
December	21,038	19,017
January	23,284	
February	25,200	
March	28,225	
April	29,542	
May	29,567	
June	29,613	

QUALITY

	Quantity	Base Number	Contract	AT	Region	England
% of FP17s for the same patient ID Re-attending within 3 months - Children	155	2,399	6.5%	10.2%	11.8%	12.0%
% of FP17s for the same patient ID Re-attending within 3 months - Adults	924	6,693	13.8%	13.4%	15.3%	15.9%
% of FP17s for the same patient ID Re-attending between 3 & 9 months - Children	1,243	2,399	51.8%	59.6%	59.1%	58.0%
% of FP17s for the same patient ID Re-attending between 3 & 9 months - Adults	3,221	6,693	48.1%	54.5%	51.5%	50.5%
% of FP17s for Band 1 Urgent Courses	713	8,647	8.2%	7.2%	8.0%	9.0%
% of FP17s Relating to Free Repair or Replacements	46	8,647	0.5%	0.9%	0.8%	0.8%
% of FP17s Relating to Continuations	133	8,647	1.5%	1.2%	1.1%	1.1%
% of Patients satisfied with the dentistry they have received	19	19	100.0%	91.5%	91.6%	91.5%
% of Patients satisfied with the time they had to wait for an appointment	17	19	89.5%	89.7%	88.3%	87.9%

* This is based on patients treated on this contract for their most recent course of treatment. Figures in italics indicate the base number of FP17s or Patient Questionnaire responses are less than 100. N/A is shown where the base number of responses is less than 10 during the period. % is calculated as Quantity/Base number*100

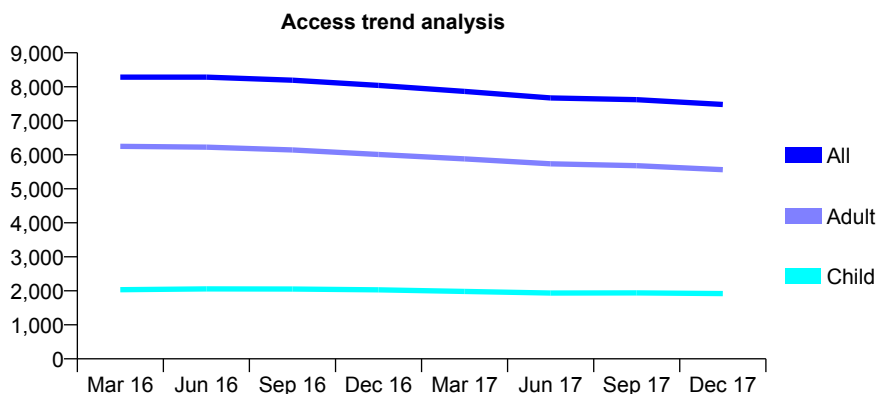
Q60 - Vital Signs At a Glance Contract Report for 101338/0021 - December 2017

Name or company name	Whitecross Dental Care Limited
Contract type name	GDS Contract
Purpose of contract	General
Contract start date	01/04/2006
Contract end date	

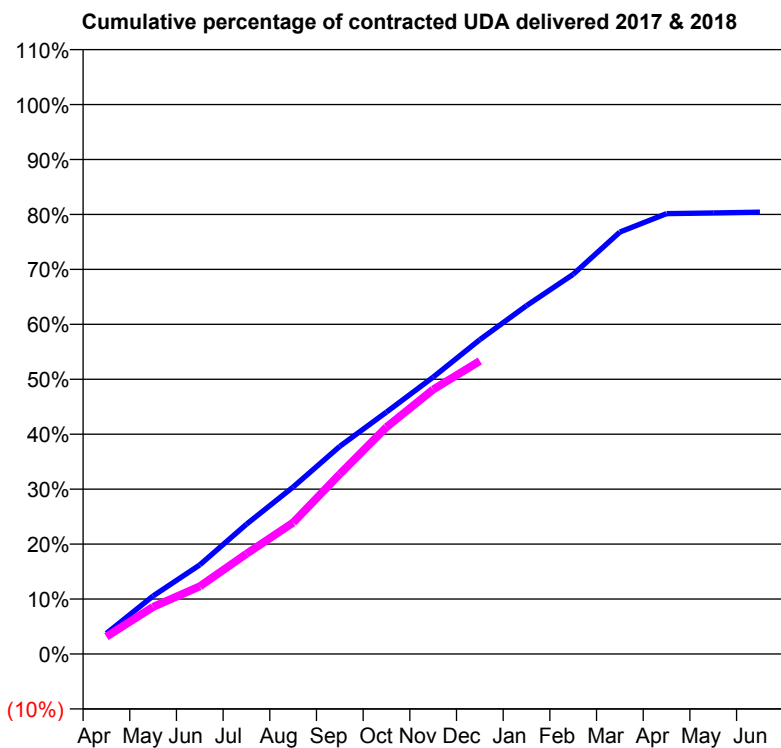
17/18 Contracted general activity (UDA)	25,000
Carry forward general activity (UDA)	0
17/18 Contracted orthodontic activity (UOA)	0
Carry forward orthodontic activity (UOA)	0
Baseline contract value	£690,450.23

ACCESS*

Patients seen in 24 months	Total	Change since previous quarter
Quarter ending December 2016	8,040	
Quarter ending March 2017	7,866	↓
Quarter ending June 2017	7,672	↓
Quarter ending September 2017	7,621	→
Quarter ending December 2017	7,479	↓
Variance since December 2016	(7.0%)	↓



ACTIVITY



Month	Adjusted Scheduled Activity (UDA)	
	2017	2018
April	940	792
May	2,643	2,142
June	4,054	3,077
July	5,908	4,558
August	7,597	5,978
September	9,447	8,190
October	11,007	10,324
November	12,598	12,034
December	14,304	13,330
January	15,848	
February	17,275	
March	19,198	
April	20,035	
May	20,065	
June	20,101	

QUALITY

	Quantity	Base Number	Contract	AT	Region	England
% of FP17s for the same patient ID Re-attending within 3 months - Children	74	1,670	4.4%	10.2%	11.8%	12.0%
% of FP17s for the same patient ID Re-attending within 3 months - Adults	604	4,890	12.4%	13.4%	15.3%	15.9%
% of FP17s for the same patient ID Re-attending between 3 & 9 months - Children	828	1,670	49.6%	59.6%	59.1%	58.0%
% of FP17s for the same patient ID Re-attending between 3 & 9 months - Adults	2,121	4,890	43.4%	54.5%	51.5%	50.5%
% of FP17s for Band 1 Urgent Courses	482	6,182	7.8%	7.2%	8.0%	9.0%
% of FP17s Relating to Free Repair or Replacements	25	6,182	0.4%	0.9%	0.8%	0.8%
% of FP17s Relating to Continuations	80	6,182	1.3%	1.2%	1.1%	1.1%
% of Patients satisfied with the dentistry they have received	11	12	91.7%	91.5%	91.6%	91.5%
% of Patients satisfied with the time they had to wait for an appointment	12	12	100.0%	89.7%	88.3%	87.9%

* This is based on patients treated on this contract for their most recent course of treatment. Figures in italics indicate the base number of FP17s or Patient Questionnaire responses are less than 100. N/A is shown where the base number of responses is less than 10 during the period. % is calculated as Quantity/Base number*100

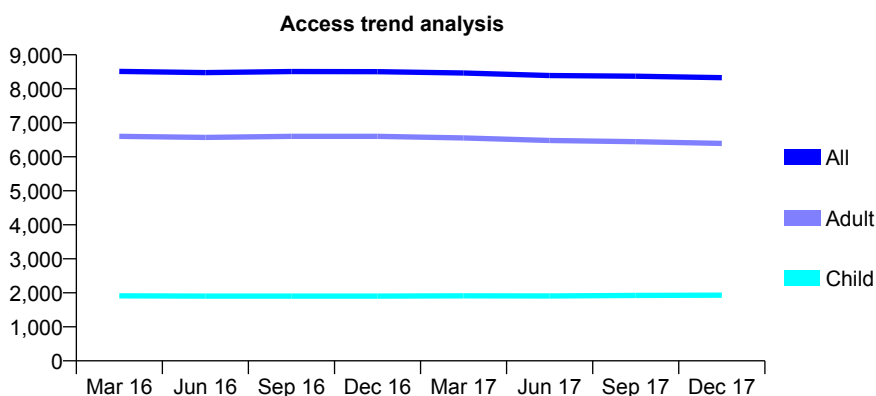
Q60 - Vital Signs At a Glance Contract Report for 101338/0033 - December 2017

Name or company name	Whitecross Dental Care Limited
Contract type name	GDS Contract
Purpose of contract	General
Contract start date	01/04/2006
Contract end date	

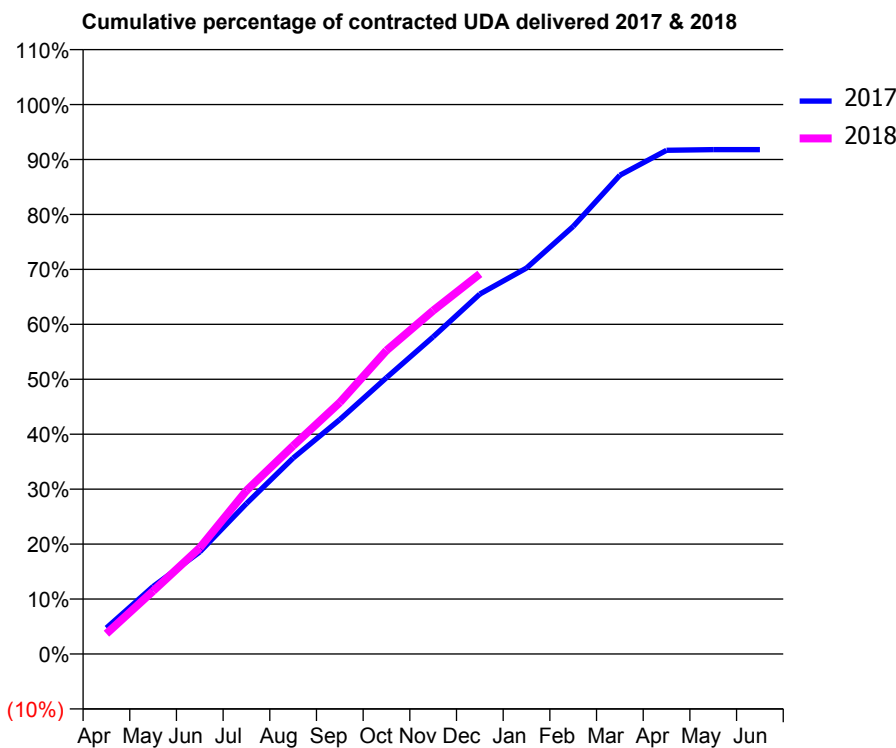
17/18 Contracted general activity (UDA)	20,788
Carry forward general activity (UDA)	0
17/18 Contracted orthodontic activity (UOA)	0
Carry forward orthodontic activity (UOA)	0
Baseline contract value	£576,996.10

ACCESS*

Patients seen in 24 months	Total	Change since previous quarter
Quarter ending December 2016	8,505	
Quarter ending March 2017	8,466	→
Quarter ending June 2017	8,389	→
Quarter ending September 2017	8,370	→
Quarter ending December 2017	8,326	→
Variance since December 2016	(2.1%)	↓



ACTIVITY



Month	Adjusted Scheduled Activity (UDA)	
	2017	2018
April	1,131	768
May	2,922	2,384
June	4,419	4,020
July	6,514	6,181
August	8,481	7,879
September	10,149	9,519
October	11,964	11,486
November	13,729	12,993
December	15,582	14,382
January	16,706	
February	18,508	
March	20,725	
April	21,808	
May	21,832	
June	21,835	

QUALITY

	Quantity	Base Number	Contract	AT	Region	England
% of FP17s for the same patient ID Re-attending within 3 months - Children	78	1,855	4.2%	10.2%	11.8%	12.0%
% of FP17s for the same patient ID Re-attending within 3 months - Adults	594	5,692	10.4%	13.4%	15.3%	15.9%
% of FP17s for the same patient ID Re-attending between 3 & 9 months - Children	1,044	1,855	56.3%	59.6%	59.1%	58.0%
% of FP17s for the same patient ID Re-attending between 3 & 9 months - Adults	2,585	5,692	45.4%	54.5%	51.5%	50.5%
% of FP17s for Band 1 Urgent Courses	374	7,159	5.2%	7.2%	8.0%	9.0%
% of FP17s Relating to Free Repair or Replacements	19	7,159	0.3%	0.9%	0.8%	0.8%
% of FP17s Relating to Continuations	106	7,159	1.5%	1.2%	1.1%	1.1%
% of Patients satisfied with the dentistry they have received	14	18	77.8%	91.5%	91.6%	91.5%
% of Patients satisfied with the time they had to wait for an appointment	16	18	88.9%	89.7%	88.3%	87.9%

* This is based on patients treated on this contract for their most recent course of treatment. Figures in italics indicate the base number of FP17s or Patient Questionnaire responses are less than 100. N/A is shown where the base number of responses is less than 10 during the period. % is calculated as Quantity/Base number*100

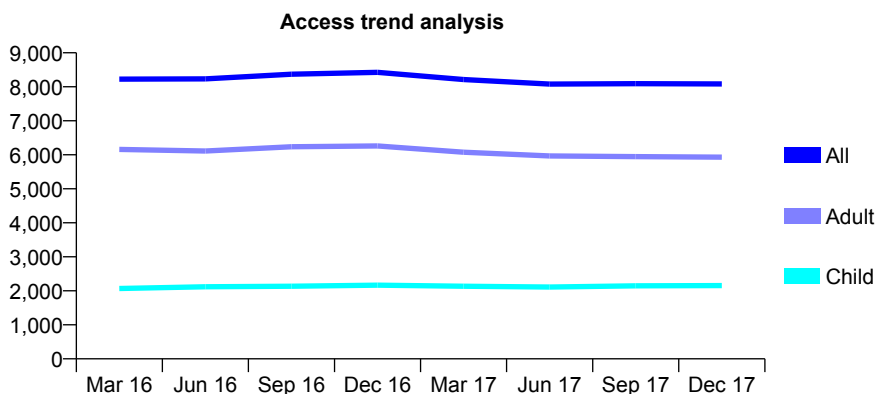
Q60 - Vital Signs At a Glance Contract Report for 101362/0010 - December 2017

Name or company name	Rodericks Dental Limited
Contract type name	GDS Contract
Purpose of contract	General
Contract start date	01/09/2008
Contract end date	

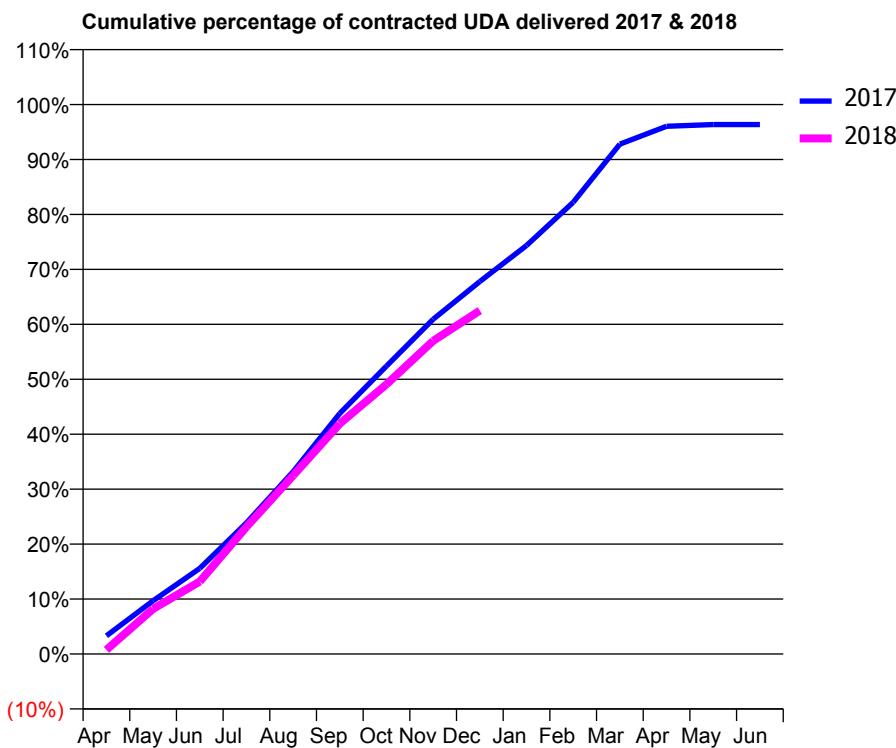
17/18 Contracted general activity (UDA)	20,810
Carry forward general activity (UDA)	566
17/18 Contracted orthodontic activity (UOA)	0
Carry forward orthodontic activity (UOA)	0
Baseline contract value	£479,339.58

ACCESS*

Patients seen in 24 months	Total	Change since previous quarter
Quarter ending December 2016	8,424	
Quarter ending March 2017	8,214	↓
Quarter ending June 2017	8,079	↓
Quarter ending September 2017	8,093	→
Quarter ending December 2017	8,085	→
Variance since December 2016	(4.0%)	↓



ACTIVITY



Month	Adjusted Scheduled Activity (UDA)	
	2017	2018
April	790	161
May	2,306	1,710
June	3,704	2,743
July	5,673	4,814
August	7,887	6,760
September	10,408	8,723
October	12,451	10,213
November	14,478	11,861
December	16,109	13,007
January	17,664	
February	19,534	
March	22,047	
April	22,819	
May	22,897	
June	22,895	

QUALITY

	Quantity	Base Number	Contract	AT	Region	England
% of FP17s for the same patient ID Re-attending within 3 months - Children	109	2,051	5.3%	10.2%	11.8%	12.0%
% of FP17s for the same patient ID Re-attending within 3 months - Adults	937	5,863	16.0%	13.4%	15.3%	15.9%
% of FP17s for the same patient ID Re-attending between 3 & 9 months - Children	1,307	2,051	63.7%	59.6%	59.1%	58.0%
% of FP17s for the same patient ID Re-attending between 3 & 9 months - Adults	3,385	5,863	57.7%	54.5%	51.5%	50.5%
% of FP17s for Band 1 Urgent Courses	798	6,793	11.7%	7.2%	8.0%	9.0%
% of FP17s Relating to Free Repair or Replacements	93	6,793	1.4%	0.9%	0.8%	0.8%
% of FP17s Relating to Continuations	37	6,793	0.5%	1.2%	1.1%	1.1%
% of Patients satisfied with the dentistry they have received	12	12	100.0%	91.5%	91.6%	91.5%
% of Patients satisfied with the time they had to wait for an appointment	12	12	100.0%	89.7%	88.3%	87.9%

* This is based on patients treated on this contract for their most recent course of treatment. Figures in italics indicate the base number of FP17s or Patient Questionnaire responses are less than 100. N/A is shown where the base number of responses is less than 10 during the period. % is calculated as Quantity/Base number*100

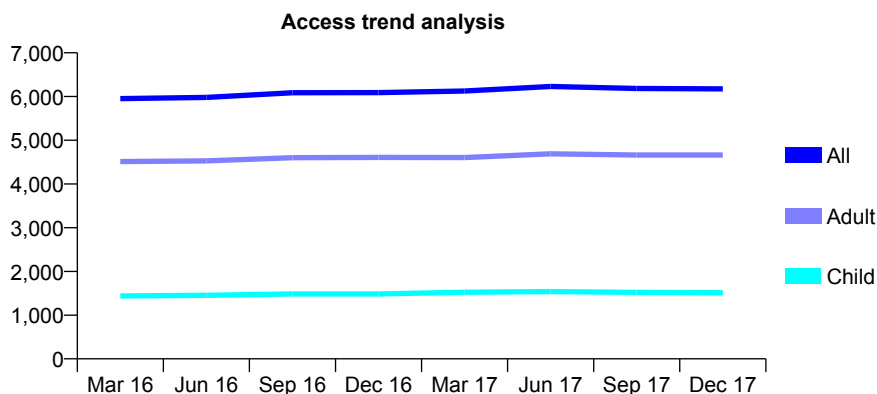
Q60 - Vital Signs At a Glance Contract Report for 101362/0012 - December 2017

Name or company name	Rodericks Dental Limited
Contract type name	GDS Contract
Purpose of contract	General
Contract start date	01/11/2008
Contract end date	

17/18 Contracted general activity (UDA)	16,586
Carry forward general activity (UDA)	-322
17/18 Contracted orthodontic activity (UOA)	0
Carry forward orthodontic activity (UOA)	0
Baseline contract value	£382,143.85

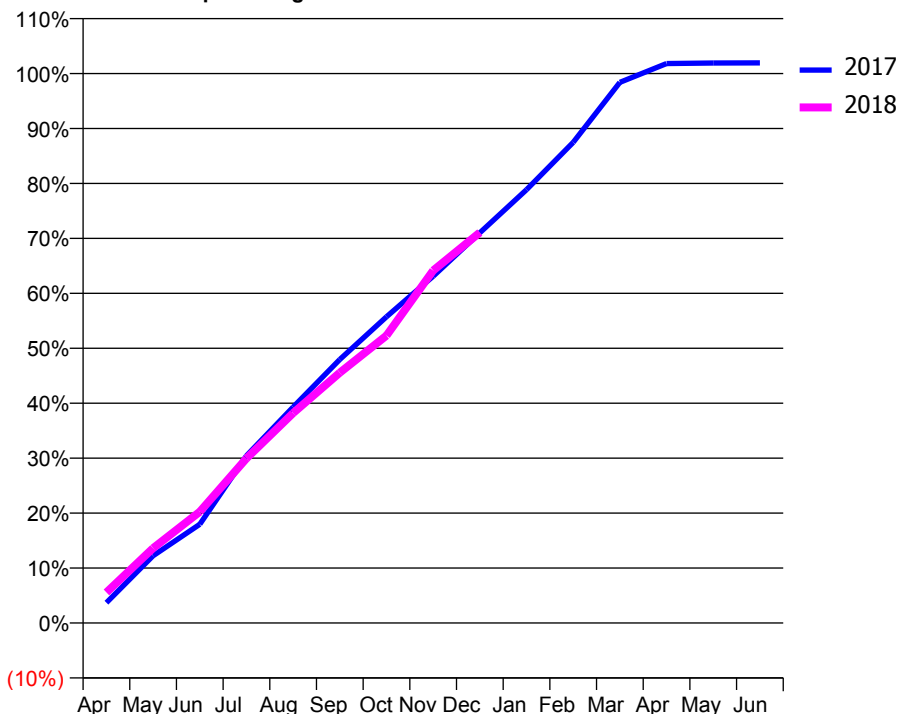
ACCESS*

Patients seen in 24 months	Total	Change since previous quarter
Quarter ending December 2016	6,091	
Quarter ending March 2017	6,127	→
Quarter ending June 2017	6,229	→
Quarter ending September 2017	6,183	→
Quarter ending December 2017	6,175	→
Variance since December 2016	1.4%	→



ACTIVITY

Cumulative percentage of contracted UDA delivered 2017 & 2018



Month	Adjusted Scheduled Activity (UDA)	
	2017	2018
April	614	924
May	2,029	2,258
June	2,982	3,357
July	5,049	4,970
August	6,519	6,338
September	7,955	7,558
October	9,242	8,675
November	10,465	10,640
December	11,777	11,788
January	13,080	
February	14,507	
March	16,320	
April	16,885	
May	16,904	
June	16,908	

QUALITY

	Quantity	Base Number	Contract	AT	Region	England
% of FP17s for the same patient ID Re-attending within 3 months - Children	82	1,391	5.9%	10.2%	11.8%	12.0%
% of FP17s for the same patient ID Re-attending within 3 months - Adults	669	4,543	14.7%	13.4%	15.3%	15.9%
% of FP17s for the same patient ID Re-attending between 3 & 9 months - Children	732	1,391	52.6%	59.6%	59.1%	58.0%
% of FP17s for the same patient ID Re-attending between 3 & 9 months - Adults	2,324	4,543	51.2%	54.5%	51.5%	50.5%
% of FP17s for Band 1 Urgent Courses	531	5,660	9.4%	7.2%	8.0%	9.0%
% of FP17s Relating to Free Repair or Replacements	83	5,660	1.5%	0.9%	0.8%	0.8%
% of FP17s Relating to Continuations	15	5,660	0.3%	1.2%	1.1%	1.1%
% of Patients satisfied with the dentistry they have received	7	8	N/A	91.5%	91.6%	91.5%
% of Patients satisfied with the time they had to wait for an appointment	5	8	N/A	89.7%	88.3%	87.9%

* This is based on patients treated on this contract for their most recent course of treatment. Figures in italics indicate the base number of FP17s or Patient Questionnaire responses are less than 100. N/A is shown where the base number of responses is less than 10 during the period. % is calculated as Quantity/Base number*100

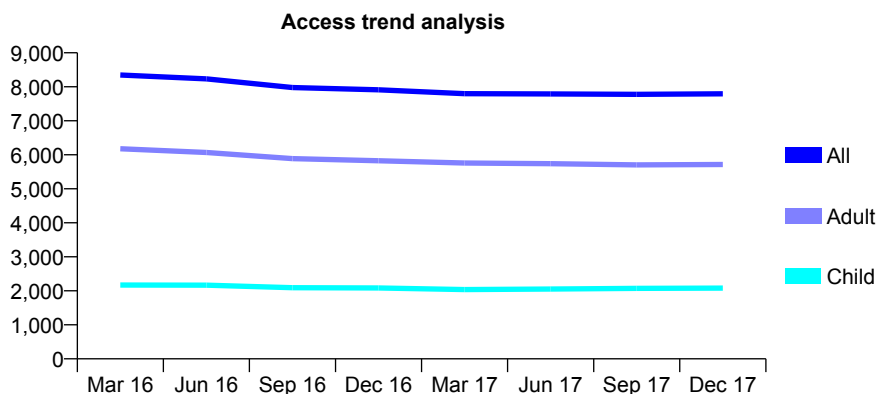
Q60 - Vital Signs At a Glance Contract Report for 101370/0016 - December 2017

Name or company name	Petrie Tucker and Partners Ltd
Contract type name	GDS Contract
Purpose of contract	General
Contract start date	01/04/2006
Contract end date	

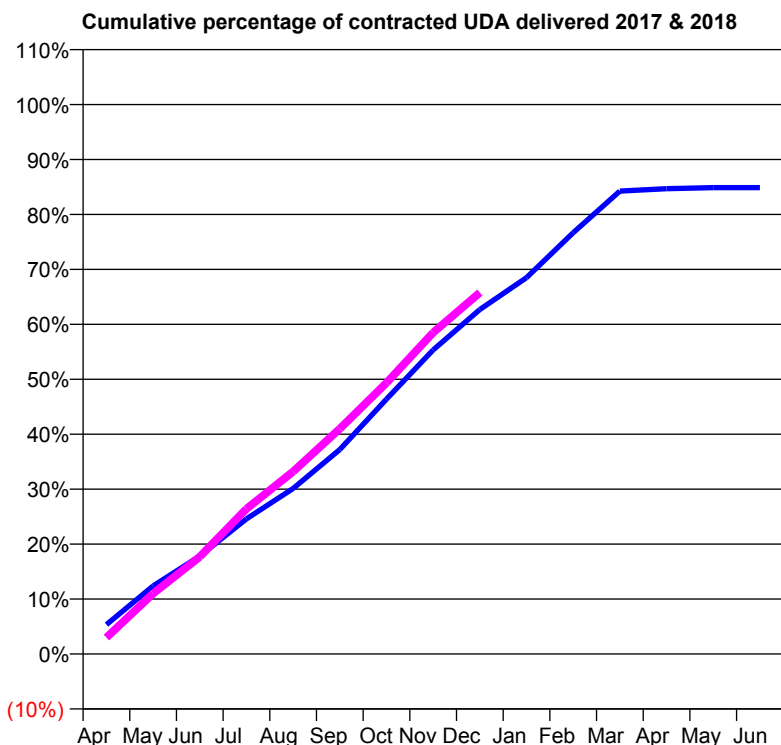
17/18 Contracted general activity (UDA)	22,134
Carry forward general activity (UDA)	0
17/18 Contracted orthodontic activity (UOA)	0
Carry forward orthodontic activity (UOA)	0
Baseline contract value	£475,883.40

ACCESS*

Patients seen in 24 months	Total	Change since previous quarter
Quarter ending December 2016	7,911	
Quarter ending March 2017	7,798	↓
Quarter ending June 2017	7,791	→
Quarter ending September 2017	7,777	→
Quarter ending December 2017	7,796	→
Variance since December 2016	(1.5%)	↓



ACTIVITY



Month	Adjusted Scheduled Activity (UDA)	
	2017	2018
April	1,184	662
May	2,743	2,437
June	3,943	3,919
July	5,442	5,848
August	6,667	7,351
September	8,238	9,076
October	10,266	10,923
November	12,247	12,949
December	13,875	14,559
January	15,158	
February	16,972	
March	18,645	
April	18,741	
May	18,785	
June	18,785	

QUALITY

	Quantity	Base Number	Contract	AT	Region	England
% of FP17s for the same patient ID Re-attending within 3 months - Children	60	1,744	3.4%	10.2%	11.8%	12.0%
% of FP17s for the same patient ID Re-attending within 3 months - Adults	314	4,191	7.5%	13.4%	15.3%	15.9%
% of FP17s for the same patient ID Re-attending between 3 & 9 months - Children	688	1,744	39.4%	59.6%	59.1%	58.0%
% of FP17s for the same patient ID Re-attending between 3 & 9 months - Adults	1,535	4,191	36.6%	54.5%	51.5%	50.5%
% of FP17s for Band 1 Urgent Courses	183	5,852	3.1%	7.2%	8.0%	9.0%
% of FP17s Relating to Free Repair or Replacements	11	5,852	0.2%	0.9%	0.8%	0.8%
% of FP17s Relating to Continuations	31	5,852	0.5%	1.2%	1.1%	1.1%
% of Patients satisfied with the dentistry they have received	5	5	N/A	91.5%	91.6%	91.5%
% of Patients satisfied with the time they had to wait for an appointment	5	5	N/A	89.7%	88.3%	87.9%

* This is based on patients treated on this contract for their most recent course of treatment. Figures in italics indicate the base number of FP17s or Patient Questionnaire responses are less than 100. N/A is shown where the base number of responses is less than 10 during the period. % is calculated as Quantity/Base number*100

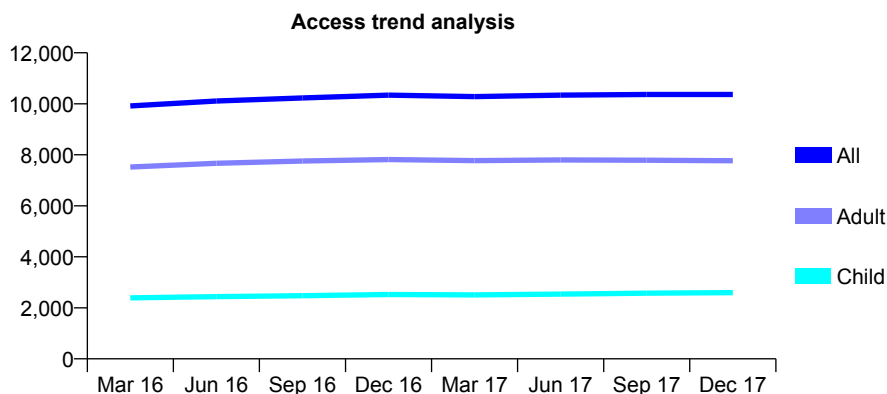
Q60 - Vital Signs At a Glance Contract Report for 101370/0017 - December 2017

Name or company name	Petrie Tucker and Partners Ltd
Contract type name	GDS Contract
Purpose of contract	General
Contract start date	01/04/2006
Contract end date	

17/18 Contracted general activity (UDA)	25,778
Carry forward general activity (UDA)	-163
17/18 Contracted orthodontic activity (UOA)	0
Carry forward orthodontic activity (UOA)	0
Baseline contract value	£579,976.29

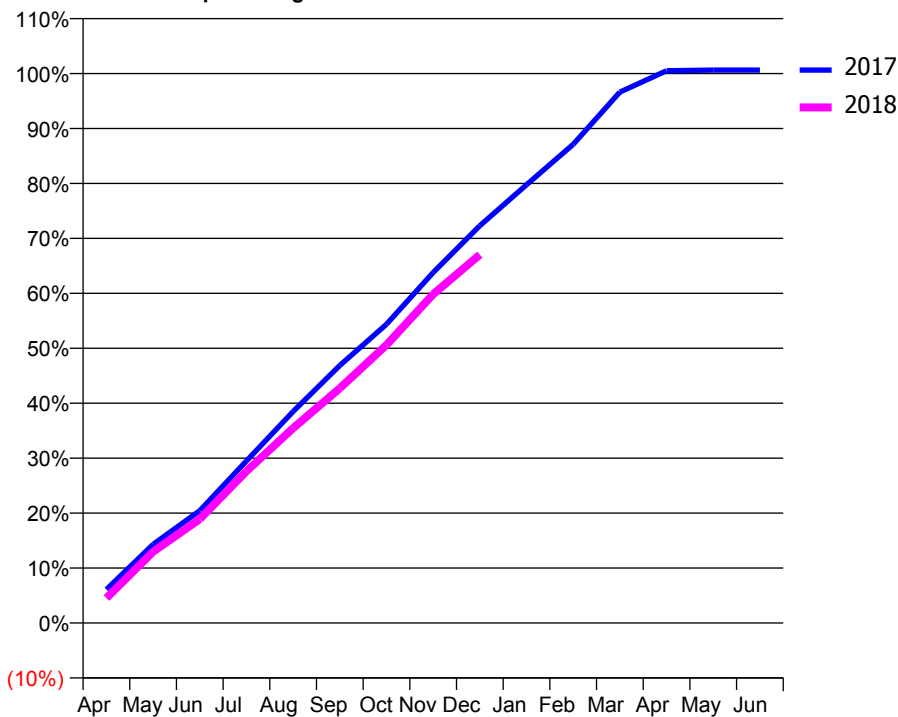
ACCESS*

Patients seen in 24 months	Total	Change since previous quarter
Quarter ending December 2016	10,340	
Quarter ending March 2017	10,280	→
Quarter ending June 2017	10,340	→
Quarter ending September 2017	10,364	→
Quarter ending December 2017	10,366	→
Variance since December 2016	0.3%	→



ACTIVITY

Cumulative percentage of contracted UDA delivered 2017 & 2018



Month	Adjusted Scheduled Activity (UDA)	
	2017	2018
April	1,571	1,175
May	3,689	3,341
June	5,273	4,874
July	7,605	7,119
August	9,922	9,144
September	12,083	11,014
October	14,017	13,046
November	16,442	15,423
December	18,639	17,281
January	20,558	
February	22,456	
March	24,907	
April	25,907	
May	25,938	
June	25,941	

QUALITY

	Quantity	Base Number	Contract	AT	Region	England
% of FP17s for the same patient ID Re-attending within 3 months - Children	130	2,415	5.4%	10.2%	11.8%	12.0%
% of FP17s for the same patient ID Re-attending within 3 months - Adults	571	7,039	8.1%	13.4%	15.3%	15.9%
% of FP17s for the same patient ID Re-attending between 3 & 9 months - Children	1,213	2,415	50.2%	59.6%	59.1%	58.0%
% of FP17s for the same patient ID Re-attending between 3 & 9 months - Adults	3,845	7,039	54.6%	54.5%	51.5%	50.5%
% of FP17s for Band 1 Urgent Courses	412	9,006	4.6%	7.2%	8.0%	9.0%
% of FP17s Relating to Free Repair or Replacements	39	9,006	0.4%	0.9%	0.8%	0.8%
% of FP17s Relating to Continuations	98	9,006	1.1%	1.2%	1.1%	1.1%
% of Patients satisfied with the dentistry they have received	15	15	100.0%	91.5%	91.6%	91.5%
% of Patients satisfied with the time they had to wait for an appointment	14	15	93.3%	89.7%	88.3%	87.9%

* This is based on patients treated on this contract for their most recent course of treatment. Figures in italics indicate the base number of FP17s or Patient Questionnaire responses are less than 100. N/A is shown where the base number of responses is less than 10 during the period. % is calculated as Quantity/Base number*100

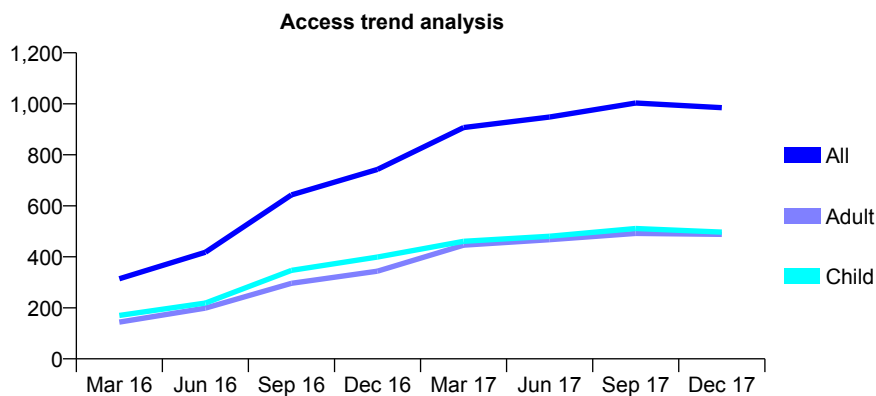
Q60 - Vital Signs At a Glance Contract Report for 101605/0001 - December 2017

Name or company name	Thomas Dental Practice
Contract type name	GDS Contract
Purpose of contract	General
Contract start date	01/10/2015
Contract end date	

17/18 Contracted general activity (UDA)	2,620
Carry forward general activity (UDA)	0
17/18 Contracted orthodontic activity (UOA)	0
Carry forward orthodontic activity (UOA)	0
Baseline contract value	£56,980.25

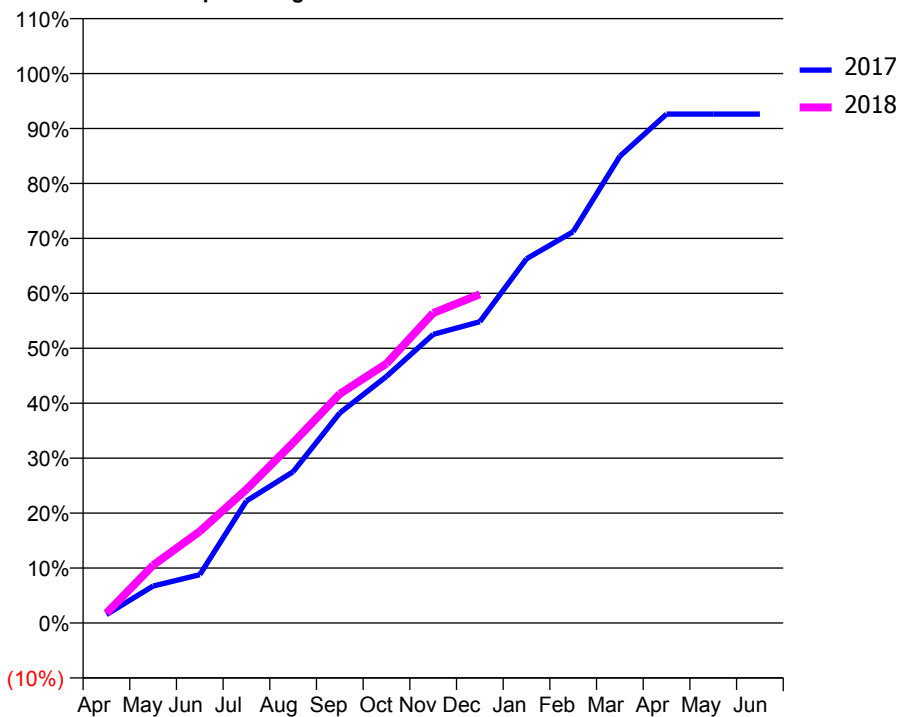
ACCESS*

Patients seen in 24 months	Total	Change since previous quarter
Quarter ending December 2016	743	
Quarter ending March 2017	907	↑
Quarter ending June 2017	948	↑
Quarter ending September 2017	1,003	↑
Quarter ending December 2017	985	↓
Variance since December 2016	32.6%	↑



ACTIVITY

Cumulative percentage of contracted UDA delivered 2017 & 2018



Month	Adjusted Scheduled Activity (UDA)	
	2017	2018
April	40	47
May	176	276
June	230	437
July	582	637
August	722	860
September	1,002	1,093
October	1,176	1,237
November	1,376	1,478
December	1,436	1,567
January	1,736	
February	1,866	
March	2,226	
April	2,427	
May	2,427	
June	2,427	

QUALITY

	Quantity	Base Number	Contract	AT	Region	England
% of FP17s for the same patient ID Re-attending within 3 months - Children	56	611	9.2%	10.2%	11.8%	12.0%
% of FP17s for the same patient ID Re-attending within 3 months - Adults	86	489	17.6%	13.4%	15.3%	15.9%
% of FP17s for the same patient ID Re-attending between 3 & 9 months - Children	358	611	58.6%	59.6%	59.1%	58.0%
% of FP17s for the same patient ID Re-attending between 3 & 9 months - Adults	252	489	51.5%	54.5%	51.5%	50.5%
% of FP17s for Band 1 Urgent Courses	32	996	3.2%	7.2%	8.0%	9.0%
% of FP17s Relating to Free Repair or Replacements	10	996	1.0%	0.9%	0.8%	0.8%
% of FP17s Relating to Continuations	17	996	1.7%	1.2%	1.1%	1.1%
% of Patients satisfied with the dentistry they have received	1	1	N/A	91.5%	91.6%	91.5%
% of Patients satisfied with the time they had to wait for an appointment	1	1	N/A	89.7%	88.3%	87.9%

* This is based on patients treated on this contract for their most recent course of treatment. Figures in italics indicate the base number of FP17s or Patient Questionnaire responses are less than 100. N/A is shown where the base number of responses is less than 10 during the period. % is calculated as Quantity/Base number*100

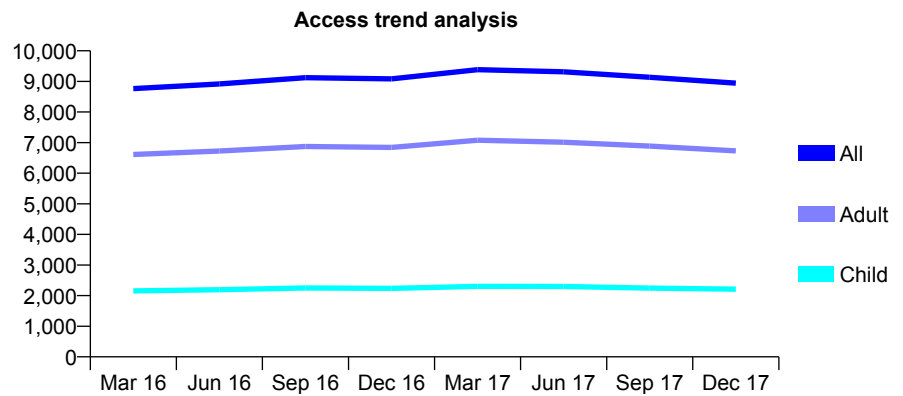
Q60 - Vital Signs At a Glance Contract Report for 103713/0001 - December 2017

Name or company name	Rodericks Ltd
Contract type name	GDS Contract
Purpose of contract	General
Contract start date	09/11/2009
Contract end date	

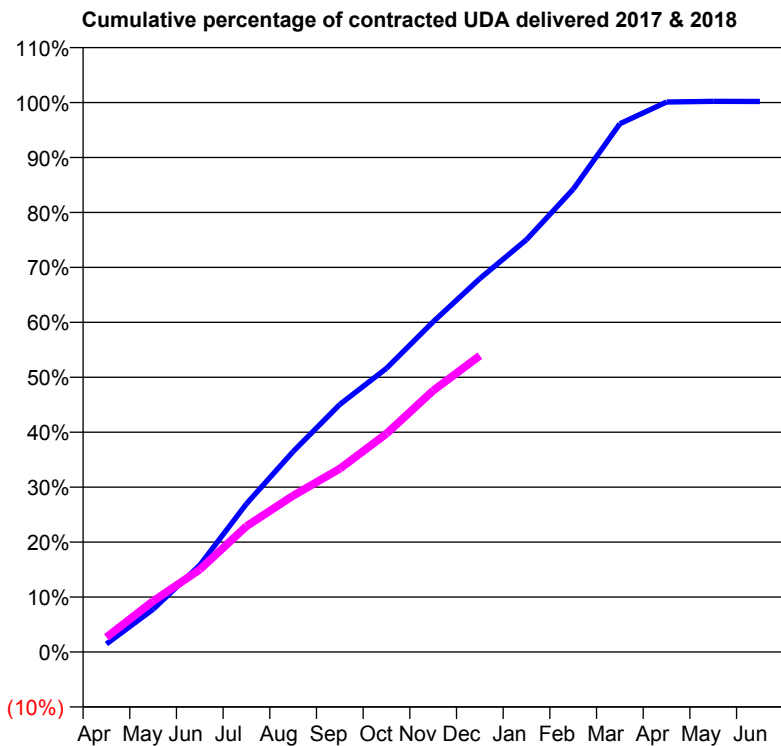
17/18 Contracted general activity (UDA)	26,418
Carry forward general activity (UDA)	-48
17/18 Contracted orthodontic activity (UOA)	0
Carry forward orthodontic activity (UOA)	0
Baseline contract value	£642,003.16

ACCESS*

Patients seen in 24 months	Total	Change since previous quarter
Quarter ending December 2016	9,081	
Quarter ending March 2017	9,383	↑
Quarter ending June 2017	9,314	→
Quarter ending September 2017	9,135	↓
Quarter ending December 2017	8,942	↓
Variance since December 2016	(1.5%)	↓



ACTIVITY



Month	Adjusted Scheduled Activity (UDA)	
	2017	2018
April	387	711
May	2,053	2,445
June	4,179	3,964
July	7,125	6,046
August	9,640	7,514
September	11,904	8,812
October	13,636	10,496
November	15,877	12,566
December	17,950	14,251
January	19,826	
February	22,248	
March	25,398	
April	26,444	
May	26,476	
June	26,466	

QUALITY

	Quantity	Base Number	Contract	AT	Region	England
% of FP17s for the same patient ID Re-attending within 3 months - Children	167	2,231	7.5%	10.2%	11.8%	12.0%
% of FP17s for the same patient ID Re-attending within 3 months - Adults	685	5,893	11.6%	13.4%	15.3%	15.9%
% of FP17s for the same patient ID Re-attending between 3 & 9 months - Children	1,341	2,231	60.1%	59.6%	59.1%	58.0%
% of FP17s for the same patient ID Re-attending between 3 & 9 months - Adults	3,500	5,893	59.4%	54.5%	51.5%	50.5%
% of FP17s for Band 1 Urgent Courses	646	7,027	9.2%	7.2%	8.0%	9.0%
% of FP17s Relating to Free Repair or Replacements	52	7,027	0.7%	0.9%	0.8%	0.8%
% of FP17s Relating to Continuations	21	7,027	0.3%	1.2%	1.1%	1.1%
% of Patients satisfied with the dentistry they have received	13	14	92.9%	91.5%	91.6%	91.5%
% of Patients satisfied with the time they had to wait for an appointment	11	14	78.6%	89.7%	88.3%	87.9%

* This is based on patients treated on this contract for their most recent course of treatment. Figures in italics indicate the base number of FP17s or Patient Questionnaire responses are less than 100. N/A is shown where the base number of responses is less than 10 during the period. % is calculated as Quantity/Base number*100

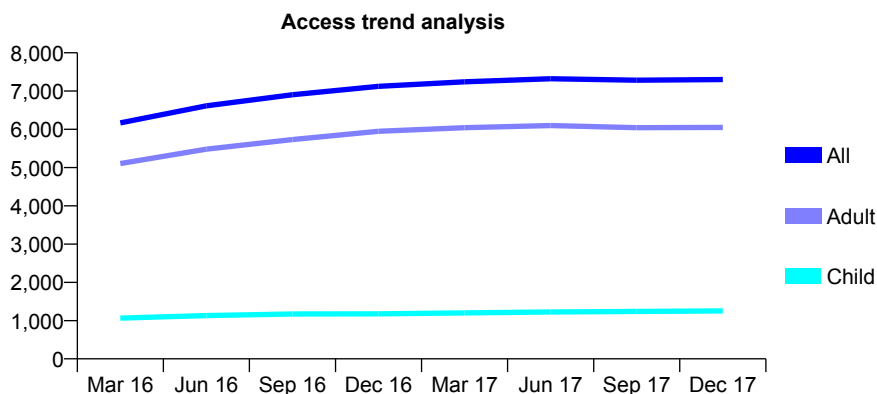
Q60 - Vital Signs At a Glance Contract Report for 105481/0001 - December 2017

Name or company name	Simpson, Goodwin and Hanji
Contract type name	GDS Contract
Purpose of contract	General
Contract start date	16/02/2015
Contract end date	

17/18 Contracted general activity (UDA)	19,930
Carry forward general activity (UDA)	-399
17/18 Contracted orthodontic activity (UOA)	0
Carry forward orthodontic activity (UOA)	0
Baseline contract value	£579,695.97

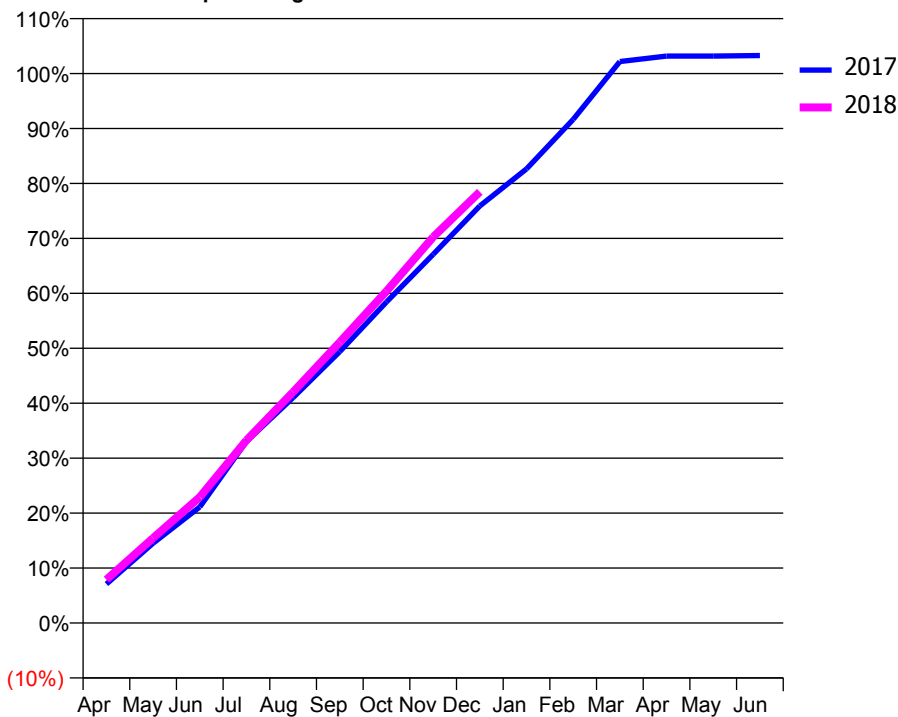
ACCESS*

Patients seen in 24 months	Total	Change since previous quarter
Quarter ending December 2016	7,122	
Quarter ending March 2017	7,243	→
Quarter ending June 2017	7,322	→
Quarter ending September 2017	7,283	→
Quarter ending December 2017	7,301	→
Variance since December 2016	2.5%	↑



ACTIVITY

Cumulative percentage of contracted UDA delivered 2017 & 2018



Month	Adjusted Scheduled Activity (UDA)	
	2017	2018
April	1,415	1,573
May	2,895	3,081
June	4,209	4,570
July	6,585	6,629
August	8,174	8,378
September	9,844	10,190
October	11,644	12,035
November	13,372	13,999
December	15,125	15,640
January	16,469	
February	18,265	
March	20,364	
April	20,560	
May	20,561	
June	20,583	

QUALITY

	Quantity	Base Number	Contract	AT	Region	England
% of FP17s for the same patient ID Re-attending within 3 months - Children	125	1,263	9.9%	10.2%	11.8%	12.0%
% of FP17s for the same patient ID Re-attending within 3 months - Adults	1,473	6,623	22.2%	13.4%	15.3%	15.9%
% of FP17s for the same patient ID Re-attending between 3 & 9 months - Children	578	1,263	45.8%	59.6%	59.1%	58.0%
% of FP17s for the same patient ID Re-attending between 3 & 9 months - Adults	3,080	6,623	46.5%	54.5%	51.5%	50.5%
% of FP17s for Band 1 Urgent Courses	773	7,774	9.9%	7.2%	8.0%	9.0%
% of FP17s Relating to Free Repair or Replacements	270	7,774	3.5%	0.9%	0.8%	0.8%
% of FP17s Relating to Continuations	307	7,774	3.9%	1.2%	1.1%	1.1%
% of Patients satisfied with the dentistry they have received	16	17	94.1%	91.5%	91.6%	91.5%
% of Patients satisfied with the time they had to wait for an appointment	14	17	82.4%	89.7%	88.3%	87.9%

* This is based on patients treated on this contract for their most recent course of treatment. Figures in italics indicate the base number of FP17s or Patient Questionnaire responses are less than 100. N/A is shown where the base number of responses is less than 10 during the period. % is calculated as Quantity/Base number*100

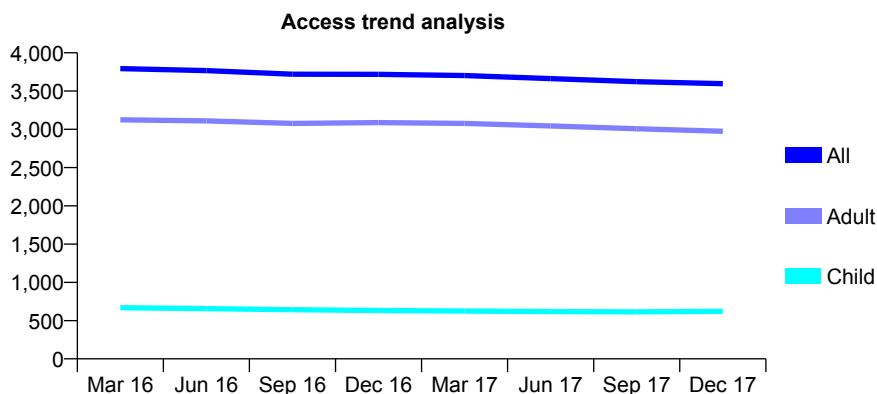
Q60 - Vital Signs At a Glance Contract Report for 106313/0001 - December 2017

Name or company name	Butler and Finnigan Dental Practice (BC) Lt
Contract type name	GDS Contract
Purpose of contract	General and Orthodontic
Contract start date	01/04/2014
Contract end date	

17/18 Contracted general activity (UDA)	11,500
Carry forward general activity (UDA)	0
17/18 Contracted orthodontic activity (UOA)	249
Carry forward orthodontic activity (UOA)	0
Baseline contract value	£289,948.79

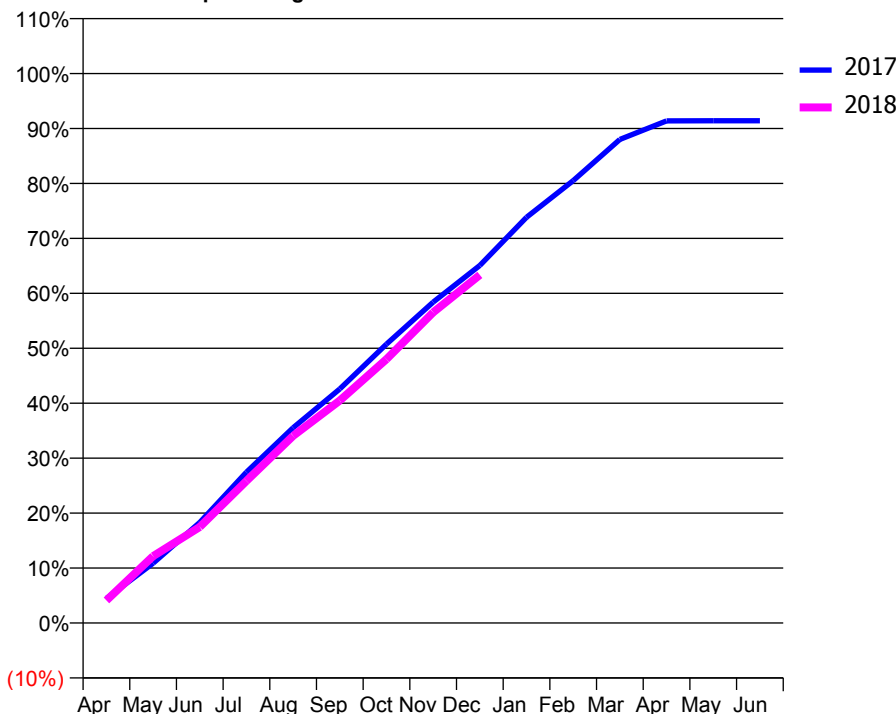
ACCESS*

Patients seen in 24 months	Total	Change since previous quarter
Quarter ending December 2016	3,719	
Quarter ending March 2017	3,702	→
Quarter ending June 2017	3,662	↓
Quarter ending September 2017	3,623	↓
Quarter ending December 2017	3,597	→
Variance since December 2016	(3.3%)	↓



ACTIVITY

Cumulative percentage of contracted UDA delivered 2017 & 2018



Month	Adjusted Scheduled Activity (UDA)	
	2017	2018
April	561	473
May	1,362	1,398
June	2,291	2,010
July	3,435	2,974
August	4,446	3,917
September	5,327	4,657
October	6,347	5,520
November	7,304	6,500
December	8,140	7,286
January	9,235	
February	10,070	
March	11,007	
April	11,431	
May	11,432	
June	11,433	

QUALITY

	Quantity	Base Number	Contract	AT	Region	England
% of FP17s for the same patient ID Re-attending within 3 months - Children	58	753	7.7%	10.2%	11.8%	12.0%
% of FP17s for the same patient ID Re-attending within 3 months - Adults	554	3,426	16.2%	13.4%	15.3%	15.9%
% of FP17s for the same patient ID Re-attending between 3 & 9 months - Children	465	753	61.8%	59.6%	59.1%	58.0%
% of FP17s for the same patient ID Re-attending between 3 & 9 months - Adults	1,886	3,426	55.0%	54.5%	51.5%	50.5%
% of FP17s for Band 1 Urgent Courses	477	3,963	12.0%	7.2%	8.0%	9.0%
% of FP17s Relating to Free Repair or Replacements	5	3,963	0.1%	0.9%	0.8%	0.8%
% of FP17s Relating to Continuations	50	3,963	1.3%	1.2%	1.1%	1.1%
% of Patients satisfied with the dentistry they have received	6	8	N/A	91.5%	91.6%	91.5%
% of Patients satisfied with the time they had to wait for an appointment	7	8	N/A	89.7%	88.3%	87.9%

* This is based on patients treated on this contract for their most recent course of treatment. Figures in italics indicate the base number of FP17s or Patient Questionnaire responses are less than 100. N/A is shown where the base number of responses is less than 10 during the period. % is calculated as Quantity/Base number*100

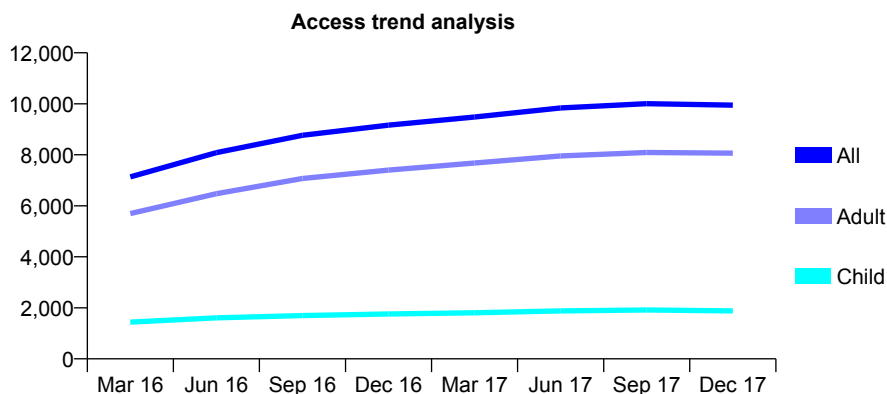
Q60 - Vital Signs At a Glance Contract Report for 107182/0001 - December 2017

Name or company name	Mr Holgate - Green End Dental Practice
Contract type name	GDS Contract
Purpose of contract	General and Orthodontic
Contract start date	01/04/2013
Contract end date	

17/18 Contracted general activity (UDA)	28,717
Carry forward general activity (UDA)	832
17/18 Contracted orthodontic activity (UOA)	160
Carry forward orthodontic activity (UOA)	-3
Baseline contract value	£799,490.24

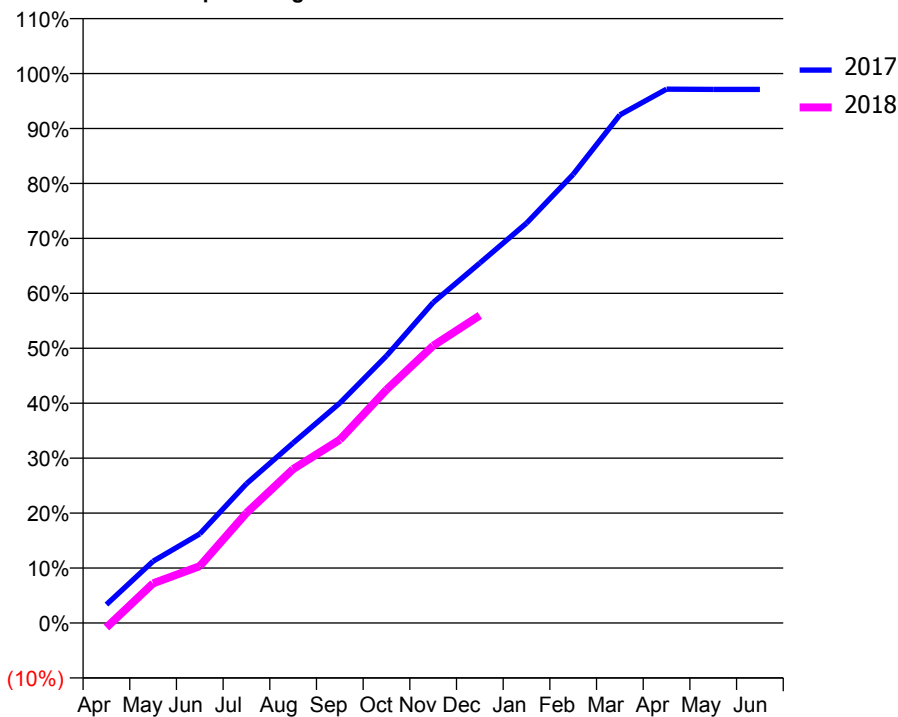
ACCESS*

Patients seen in 24 months	Total	Change since previous quarter
Quarter ending December 2016	9,162	
Quarter ending March 2017	9,484	↑
Quarter ending June 2017	9,837	↑
Quarter ending September 2017	10,007	→
Quarter ending December 2017	9,947	→
Variance since December 2016	8.6%	↑



ACTIVITY

Cumulative percentage of contracted UDA delivered 2017 & 2018



Month	Adjusted Scheduled Activity (UDA)	
	2017	2018
April	966	-241
May	3,228	2,075
June	4,660	2,972
July	7,278	5,751
August	9,410	8,049
September	11,496	9,577
October	13,965	12,189
November	16,751	14,495
December	18,810	16,073
January	20,893	
February	23,449	
March	26,556	
April	27,898	
May	27,885	
June	27,885	

QUALITY

	Quantity	Base Number	Contract	AT	Region	England
% of FP17s for the same patient ID Re-attending within 3 months - Children	82	1,764	4.6%	10.2%	11.8%	12.0%
% of FP17s for the same patient ID Re-attending within 3 months - Adults	689	6,922	10.0%	13.4%	15.3%	15.9%
% of FP17s for the same patient ID Re-attending between 3 & 9 months - Children	933	1,764	52.9%	59.6%	59.1%	58.0%
% of FP17s for the same patient ID Re-attending between 3 & 9 months - Adults	3,256	6,922	47.0%	54.5%	51.5%	50.5%
% of FP17s for Band 1 Urgent Courses	874	8,181	10.7%	7.2%	8.0%	9.0%
% of FP17s Relating to Free Repair or Replacements	103	8,181	1.3%	0.9%	0.8%	0.8%
% of FP17s Relating to Continuations	66	8,181	0.8%	1.2%	1.1%	1.1%
% of Patients satisfied with the dentistry they have received	12	13	92.3%	91.5%	91.6%	91.5%
% of Patients satisfied with the time they had to wait for an appointment	11	13	84.6%	89.7%	88.3%	87.9%

* This is based on patients treated on this contract for their most recent course of treatment. Figures in italics indicate the base number of FP17s or Patient Questionnaire responses are less than 100. N/A is shown where the base number of responses is less than 10 during the period. % is calculated as Quantity/Base number*100

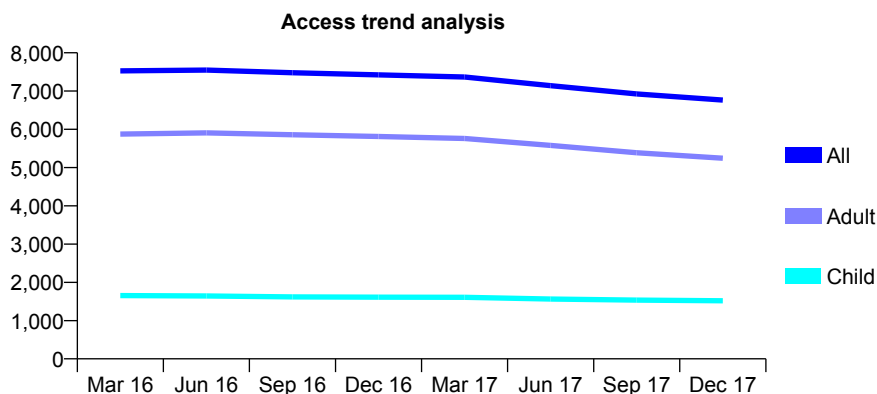
Q60 - Vital Signs At a Glance Contract Report for 107220/0001 - December 2017

Name or company name	Castle View House Dental Practice
Contract type name	GDS Contract
Purpose of contract	General and Orthodontic
Contract start date	01/04/2014
Contract end date	

17/18 Contracted general activity (UDA)	22,776
Carry forward general activity (UDA)	-330
17/18 Contracted orthodontic activity (UOA)	630
Carry forward orthodontic activity (UOA)	0
Baseline contract value	£745,744.52

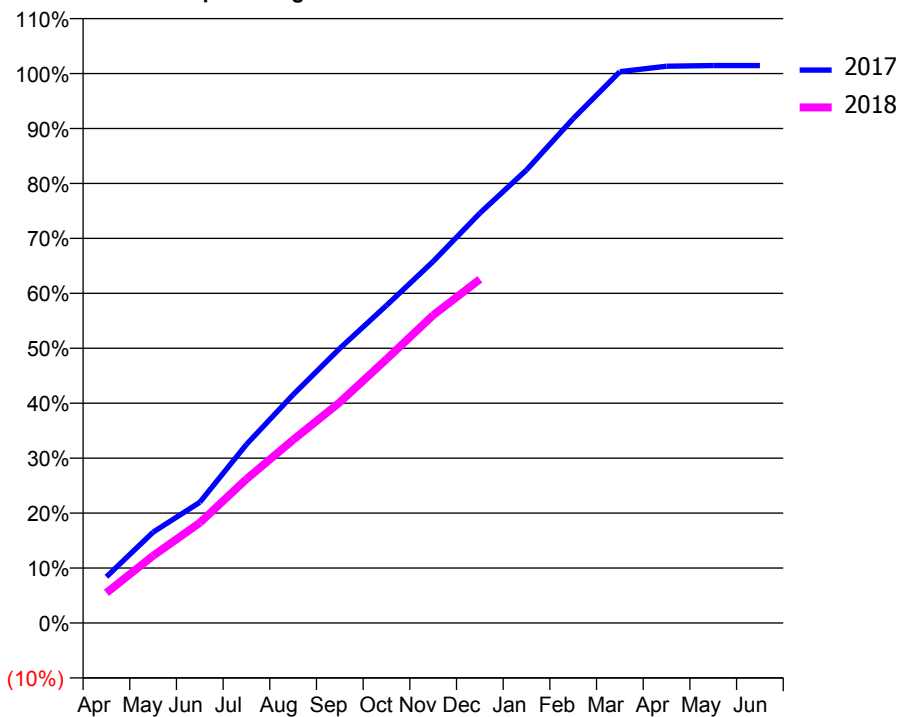
ACCESS*

Patients seen in 24 months	Total	Change since previous quarter
Quarter ending December 2016	7,422	
Quarter ending March 2017	7,368	→
Quarter ending June 2017	7,142	↓
Quarter ending September 2017	6,923	↓
Quarter ending December 2017	6,764	↓
Variance since December 2016	(8.9%)	↓



ACTIVITY

Cumulative percentage of contracted UDA delivered 2017 & 2018



Month	Adjusted Scheduled Activity (UDA)	
	2017	2018
April	1,917	1,252
May	3,768	2,787
June	5,002	4,155
July	7,406	5,966
August	9,464	7,590
September	11,384	9,152
October	13,164	10,934
November	14,987	12,759
December	16,986	14,246
January	18,776	
February	20,905	
March	22,853	
April	23,077	
May	23,103	
June	23,106	

QUALITY

	Quantity	Base Number	Contract	AT	Region	England
% of FP17s for the same patient ID Re-attending within 3 months - Children	140	1,592	8.8%	10.2%	11.8%	12.0%
% of FP17s for the same patient ID Re-attending within 3 months - Adults	534	4,646	11.5%	13.4%	15.3%	15.9%
% of FP17s for the same patient ID Re-attending between 3 & 9 months - Children	878	1,592	55.2%	59.6%	59.1%	58.0%
% of FP17s for the same patient ID Re-attending between 3 & 9 months - Adults	2,139	4,646	46.0%	54.5%	51.5%	50.5%
% of FP17s for Band 1 Urgent Courses	338	6,061	5.6%	7.2%	8.0%	9.0%
% of FP17s Relating to Free Repair or Replacements	22	6,061	0.4%	0.9%	0.8%	0.8%
% of FP17s Relating to Continuations	61	6,061	1.0%	1.2%	1.1%	1.1%
% of Patients satisfied with the dentistry they have received	11	15	73.3%	91.5%	91.6%	91.5%
% of Patients satisfied with the time they had to wait for an appointment	11	15	73.3%	89.7%	88.3%	87.9%

* This is based on patients treated on this contract for their most recent course of treatment. Figures in italics indicate the base number of FP17s or Patient Questionnaire responses are less than 100. N/A is shown where the base number of responses is less than 10 during the period. % is calculated as Quantity/Base number*100

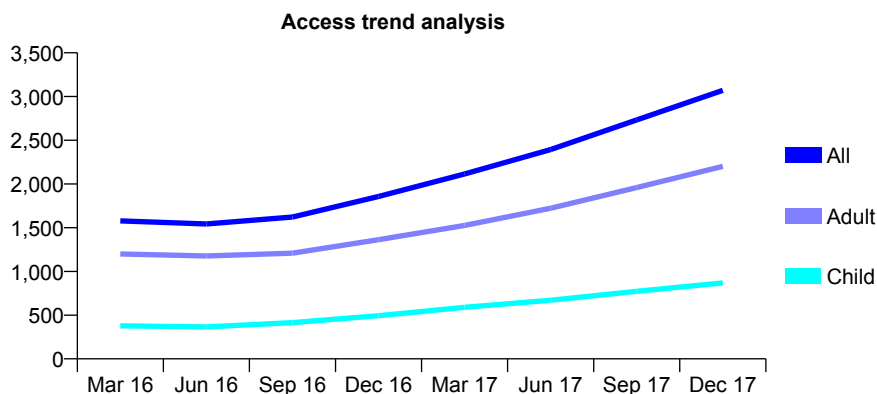
Q60 - Vital Signs At a Glance Contract Report for 108383/0001 - December 2017

Name or company name	Hadley Dental Practice
Contract type name	GDS Contract
Purpose of contract	General
Contract start date	13/06/2011
Contract end date	

17/18 Contracted general activity (UDA)	10,550
Carry forward general activity (UDA)	0
17/18 Contracted orthodontic activity (UOA)	0
Carry forward orthodontic activity (UOA)	0
Baseline contract value	£258,966.30

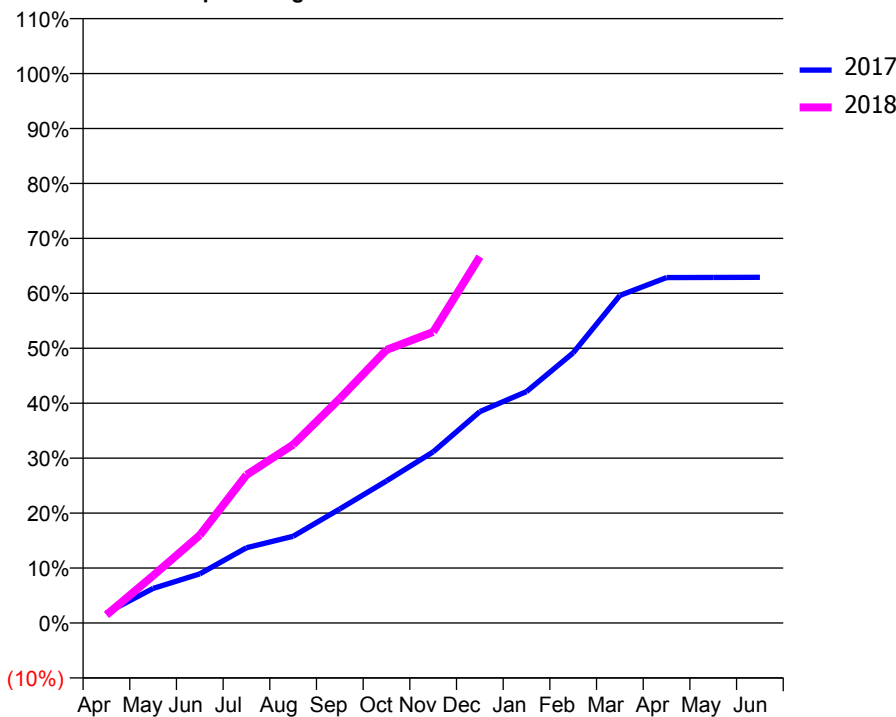
ACCESS*

Patients seen in 24 months	Total	Change since previous quarter
Quarter ending December 2016	1,856	
Quarter ending March 2017	2,115	↑
Quarter ending June 2017	2,394	↑
Quarter ending September 2017	2,732	↑
Quarter ending December 2017	3,070	↑
Variance since December 2016	65.4%	↑



ACTIVITY

Cumulative percentage of contracted UDA delivered 2017 & 2018



Month	Adjusted Scheduled Activity (UDA)	
	2017	2018
April	193	155
May	665	911
June	944	1,687
July	1,445	2,842
August	1,666	3,425
September	2,189	4,310
October	2,729	5,245
November	3,286	5,587
December	4,059	7,033
January	4,443	
February	5,188	
March	6,289	
April	6,633	
May	6,636	
June	6,638	

QUALITY

	Quantity	Base Number	Contract	AT	Region	England
% of FP17s for the same patient ID Re-attending within 3 months - Children	78	980	8.0%	10.2%	11.8%	12.0%
% of FP17s for the same patient ID Re-attending within 3 months - Adults	341	2,451	13.9%	13.4%	15.3%	15.9%
% of FP17s for the same patient ID Re-attending between 3 & 9 months - Children	416	980	42.4%	59.6%	59.1%	58.0%
% of FP17s for the same patient ID Re-attending between 3 & 9 months - Adults	976	2,451	39.8%	54.5%	51.5%	50.5%
% of FP17s for Band 1 Urgent Courses	317	3,272	9.7%	7.2%	8.0%	9.0%
% of FP17s Relating to Free Repair or Replacements	11	3,272	0.3%	0.9%	0.8%	0.8%
% of FP17s Relating to Continuations	25	3,272	0.8%	1.2%	1.1%	1.1%
% of Patients satisfied with the dentistry they have received	3	3	N/A	91.5%	91.6%	91.5%
% of Patients satisfied with the time they had to wait for an appointment	3	3	N/A	89.7%	88.3%	87.9%

* This is based on patients treated on this contract for their most recent course of treatment. Figures in italics indicate the base number of FP17s or Patient Questionnaire responses are less than 100. N/A is shown where the base number of responses is less than 10 during the period. % is calculated as Quantity/Base number*100

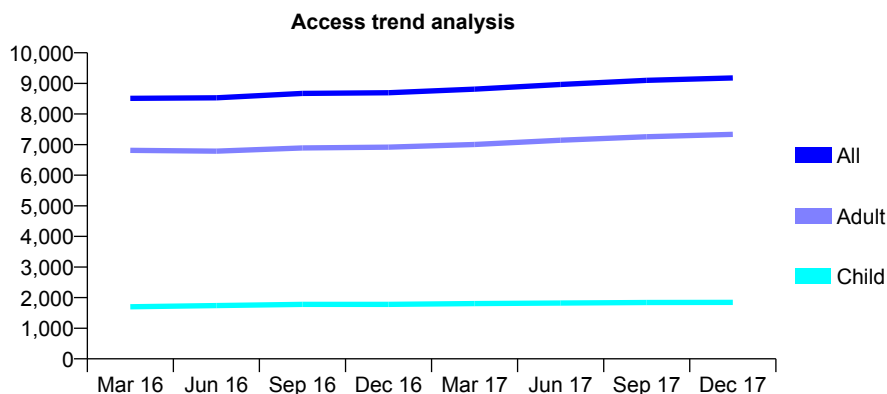
Q60 - Vital Signs At a Glance Contract Report for 110000/0001 - December 2017

Name or company name	Cannock Dental Care
Contract type name	GDS Contract
Purpose of contract	General
Contract start date	01/02/2012
Contract end date	

17/18 Contracted general activity (UDA)	25,702
Carry forward general activity (UDA)	-289
17/18 Contracted orthodontic activity (UOA)	0
Carry forward orthodontic activity (UOA)	0
Baseline contract value	£704,906.96

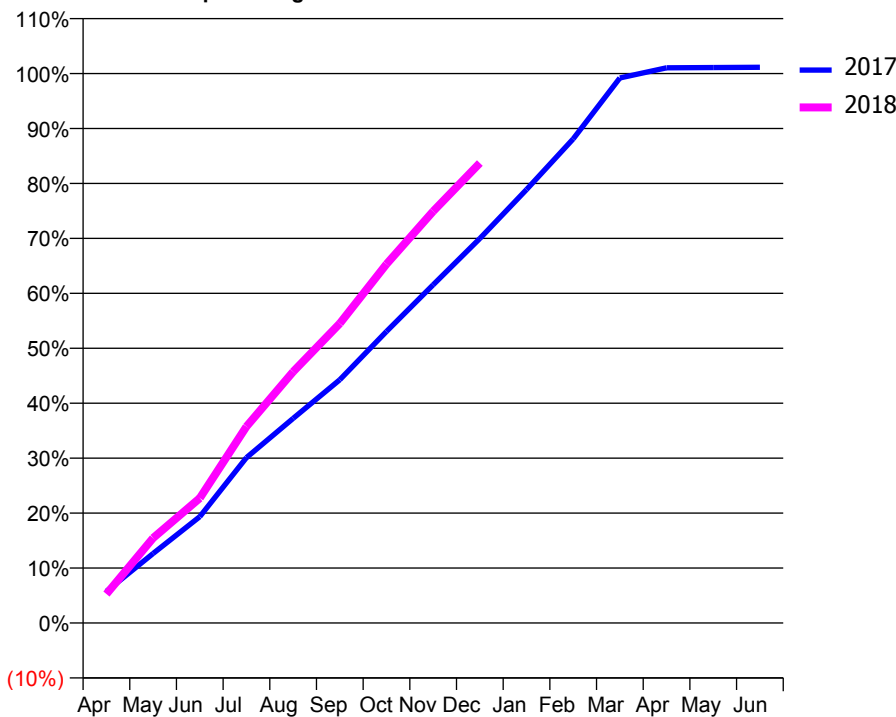
ACCESS*

Patients seen in 24 months	Total	Change since previous quarter
Quarter ending December 2016	8,697	
Quarter ending March 2017	8,811	→
Quarter ending June 2017	8,967	→
Quarter ending September 2017	9,102	→
Quarter ending December 2017	9,180	→
Variance since December 2016	5.6%	↑



ACTIVITY

Cumulative percentage of contracted UDA delivered 2017 & 2018



Month	Adjusted Scheduled Activity (UDA)	
	2017	2018
April	1,482	1,356
May	3,250	3,975
June	4,976	5,841
July	7,737	9,193
August	9,572	11,752
September	11,380	14,009
October	13,638	16,790
November	15,819	19,255
December	17,986	21,512
January	20,273	
February	22,643	
March	25,496	
April	25,967	
May	25,979	
June	25,991	

QUALITY

	Quantity	Base Number	Contract	AT	Region	England
% of FP17s for the same patient ID Re-attending within 3 months - Children	88	1,768	5.0%	10.2%	11.8%	12.0%
% of FP17s for the same patient ID Re-attending within 3 months - Adults	805	6,590	12.2%	13.4%	15.3%	15.9%
% of FP17s for the same patient ID Re-attending between 3 & 9 months - Children	895	1,768	50.6%	59.6%	59.1%	58.0%
% of FP17s for the same patient ID Re-attending between 3 & 9 months - Adults	2,778	6,590	42.2%	54.5%	51.5%	50.5%
% of FP17s for Band 1 Urgent Courses	742	8,183	9.1%	7.2%	8.0%	9.0%
% of FP17s Relating to Free Repair or Replacements	147	8,183	1.8%	0.9%	0.8%	0.8%
% of FP17s Relating to Continuations	43	8,183	0.5%	1.2%	1.1%	1.1%
% of Patients satisfied with the dentistry they have received	10	10	100.0%	91.5%	91.6%	91.5%
% of Patients satisfied with the time they had to wait for an appointment	10	10	100.0%	89.7%	88.3%	87.9%

* This is based on patients treated on this contract for their most recent course of treatment. Figures in italics indicate the base number of FP17s or Patient Questionnaire responses are less than 100. N/A is shown where the base number of responses is less than 10 during the period. % is calculated as Quantity/Base number*100

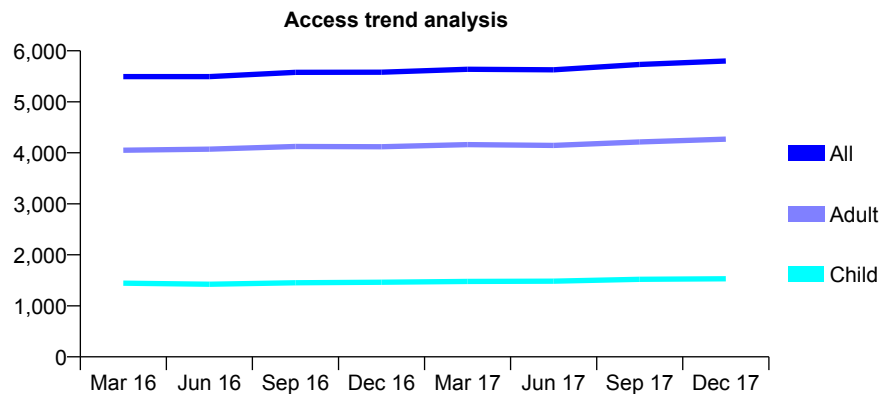
Q60 - Vital Signs At a Glance Contract Report for 116459/0001 - December 2017

Name or company name	High Street Dental Practice
Contract type name	GDS Contract
Purpose of contract	General
Contract start date	15/02/2010
Contract end date	

17/18 Contracted general activity (UDA)	15,250
Carry forward general activity (UDA)	-305
17/18 Contracted orthodontic activity (UOA)	0
Carry forward orthodontic activity (UOA)	0
Baseline contract value	£372,065.58

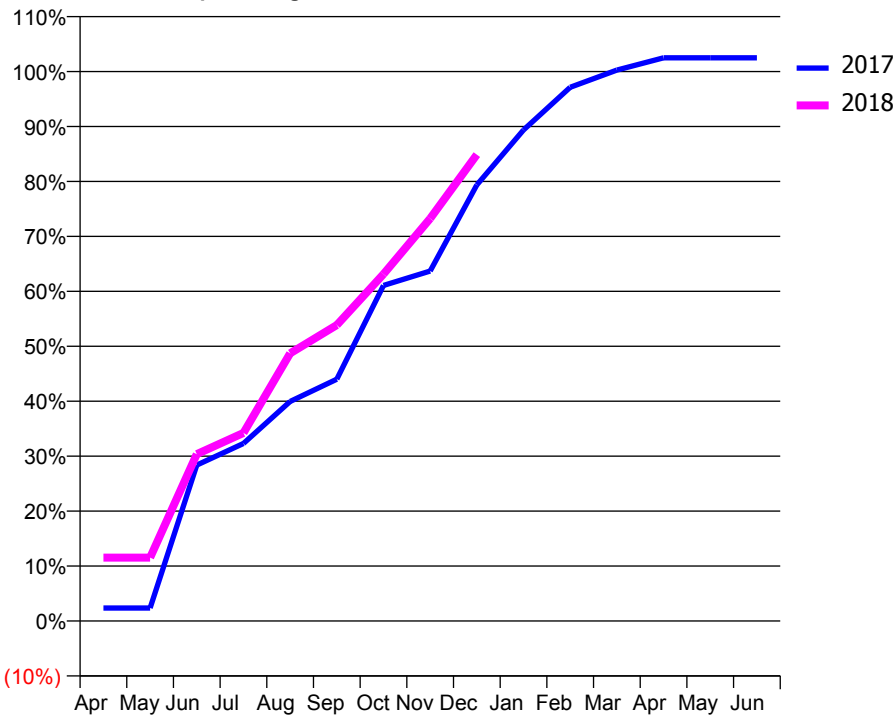
ACCESS*

Patients seen in 24 months	Total	Change since previous quarter
Quarter ending December 2016	5,581	
Quarter ending March 2017	5,638	→
Quarter ending June 2017	5,627	→
Quarter ending September 2017	5,733	→
Quarter ending December 2017	5,799	→
Variance since December 2016	3.9%	↑



ACTIVITY

Cumulative percentage of contracted UDA delivered 2017 & 2018



Month	Adjusted Scheduled Activity (UDA)	
	2017	2018
April	359	1,760
May	359	1,760
June	4,330	4,631
July	4,928	5,220
August	6,092	7,428
September	6,712	8,213
October	9,314	9,626
November	9,712	11,172
December	12,104	12,944
January	13,627	
February	14,812	
March	15,291	
April	15,630	
May	15,630	
June	15,630	

QUALITY

	Quantity	Base Number	Contract	AT	Region	England
% of FP17s for the same patient ID Re-attending within 3 months - Children	67	1,789	3.7%	10.2%	11.8%	12.0%
% of FP17s for the same patient ID Re-attending within 3 months - Adults	403	4,295	9.4%	13.4%	15.3%	15.9%
% of FP17s for the same patient ID Re-attending between 3 & 9 months - Children	1,242	1,789	69.4%	59.6%	59.1%	58.0%
% of FP17s for the same patient ID Re-attending between 3 & 9 months - Adults	2,120	4,295	49.4%	54.5%	51.5%	50.5%
% of FP17s for Band 1 Urgent Courses	207	5,855	3.5%	7.2%	8.0%	9.0%
% of FP17s Relating to Free Repair or Replacements	29	5,855	0.5%	0.9%	0.8%	0.8%
% of FP17s Relating to Continuations	23	5,855	0.4%	1.2%	1.1%	1.1%
% of Patients satisfied with the dentistry they have received	8	10	80.0%	91.5%	91.6%	91.5%
% of Patients satisfied with the time they had to wait for an appointment	10	10	100.0%	89.7%	88.3%	87.9%

* This is based on patients treated on this contract for their most recent course of treatment. Figures in italics indicate the base number of FP17s or Patient Questionnaire responses are less than 100. N/A is shown where the base number of responses is less than 10 during the period. % is calculated as Quantity/Base number*100

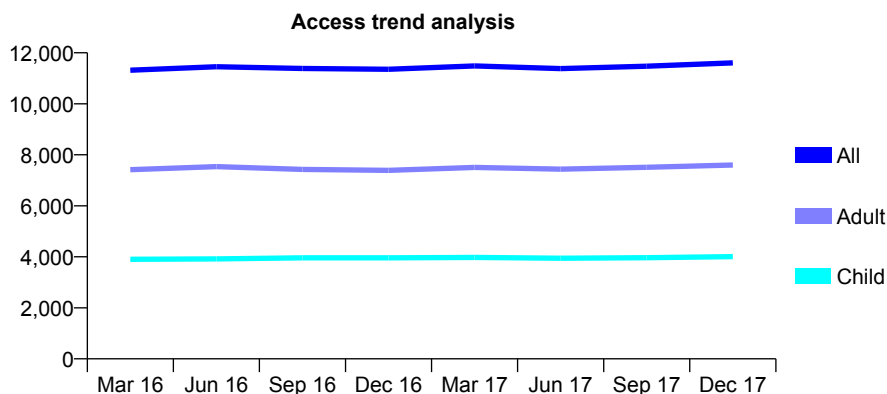
Q60 - Vital Signs At a Glance Contract Report for 116777/0002 - December 2017

Name or company name	Alchemy Dental Practice
Contract type name	GDS Contract
Purpose of contract	General
Contract start date	10/11/2008
Contract end date	

17/18 Contracted general activity (UDA)	30,952
Carry forward general activity (UDA)	344
17/18 Contracted orthodontic activity (UOA)	0
Carry forward orthodontic activity (UOA)	0
Baseline contract value	£730,560.42

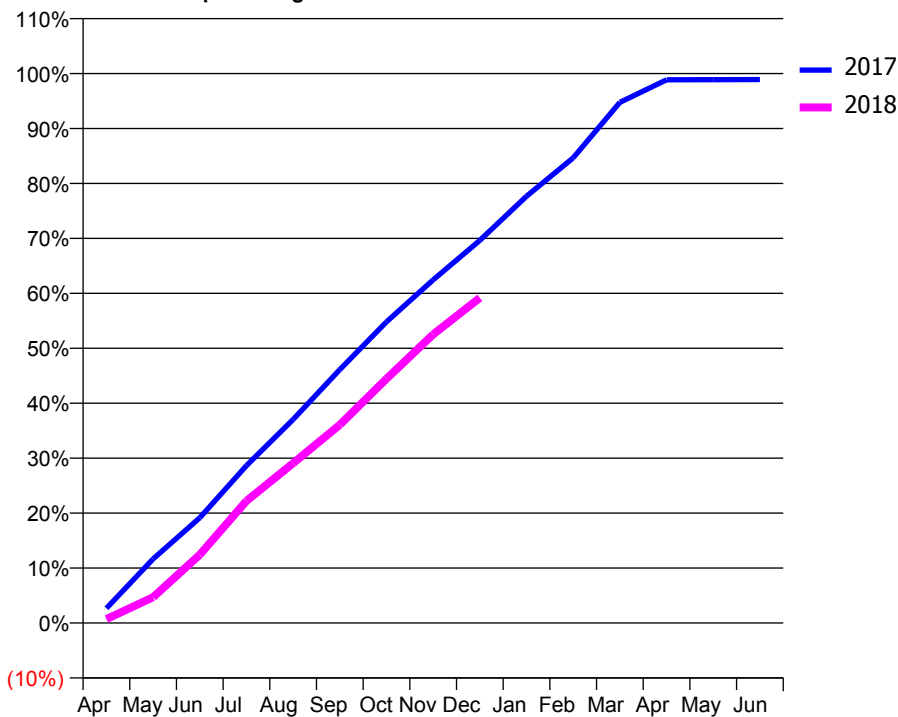
ACCESS*

Patients seen in 24 months	Total	Change since previous quarter
Quarter ending December 2016	11,355	
Quarter ending March 2017	11,485	→
Quarter ending June 2017	11,379	→
Quarter ending September 2017	11,475	→
Quarter ending December 2017	11,607	→
Variance since December 2016	2.2%	↑



ACTIVITY

Cumulative percentage of contracted UDA delivered 2017 & 2018



Month	Adjusted Scheduled Activity (UDA)	
	2017	2018
April	833	219
May	3,606	1,455
June	5,927	3,846
July	8,867	6,873
August	11,462	9,005
September	14,273	11,163
October	16,961	13,759
November	19,329	16,255
December	21,551	18,314
January	24,037	
February	26,200	
March	29,324	
April	30,597	
May	30,603	
June	30,608	

QUALITY

	Quantity	Base Number	Contract	AT	Region	England
% of FP17s for the same patient ID Re-attending within 3 months - Children	284	3,906	7.3%	10.2%	11.8%	12.0%
% of FP17s for the same patient ID Re-attending within 3 months - Adults	792	6,002	13.2%	13.4%	15.3%	15.9%
% of FP17s for the same patient ID Re-attending between 3 & 9 months - Children	2,140	3,906	54.8%	59.6%	59.1%	58.0%
% of FP17s for the same patient ID Re-attending between 3 & 9 months - Adults	2,480	6,002	41.3%	54.5%	51.5%	50.5%
% of FP17s for Band 1 Urgent Courses	818	8,720	9.4%	7.2%	8.0%	9.0%
% of FP17s Relating to Free Repair or Replacements	92	8,720	1.1%	0.9%	0.8%	0.8%
% of FP17s Relating to Continuations	75	8,720	0.9%	1.2%	1.1%	1.1%
% of Patients satisfied with the dentistry they have received	13	17	76.5%	91.5%	91.6%	91.5%
% of Patients satisfied with the time they had to wait for an appointment	14	17	82.4%	89.7%	88.3%	87.9%

* This is based on patients treated on this contract for their most recent course of treatment. Figures in italics indicate the base number of FP17s or Patient Questionnaire responses are less than 100. N/A is shown where the base number of responses is less than 10 during the period. % is calculated as Quantity/Base number*100

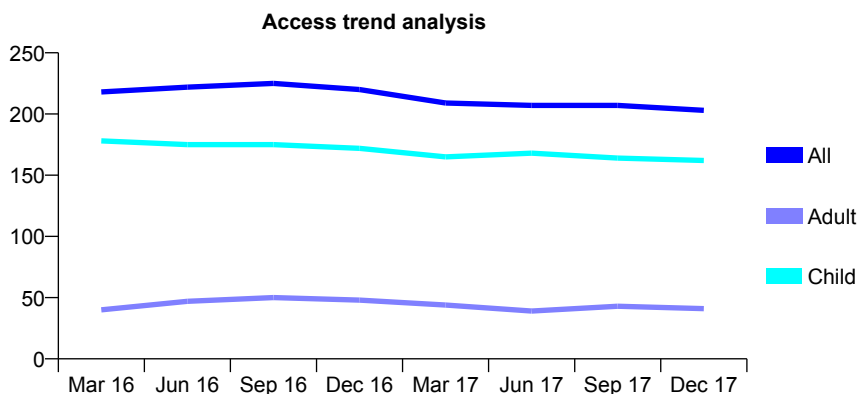
Q60 - Vital Signs At a Glance Contract Report for 117943/0001 - December 2017

Name or company name	The Staffordshire Clinic NHS Contract Part
Contract type name	GDS Contract
Purpose of contract	General
Contract start date	04/09/2014
Contract end date	

17/18 Contracted general activity (UDA)	450
Carry forward general activity (UDA)	10
17/18 Contracted orthodontic activity (UOA)	0
Carry forward orthodontic activity (UOA)	0
Baseline contract value	£11,470.89

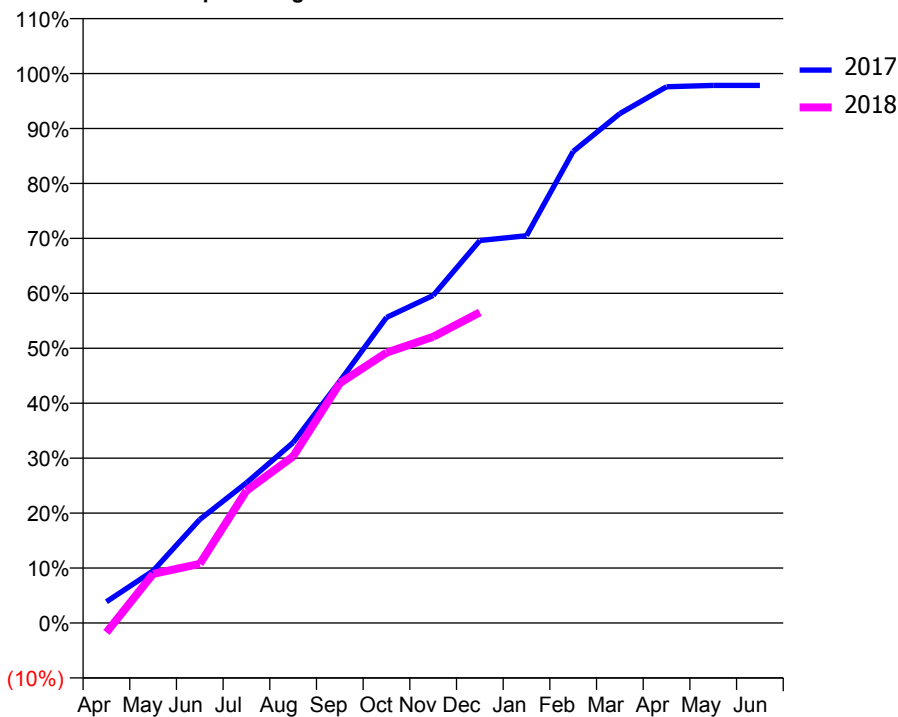
ACCESS*

Patients seen in 24 months	Total	Change since previous quarter
Quarter ending December 2016	220	
Quarter ending March 2017	209	↓
Quarter ending June 2017	207	→
Quarter ending September 2017	207	→
Quarter ending December 2017	203	↓
Variance since December 2016	(7.7%)	↓



ACTIVITY

Cumulative percentage of contracted UDA delivered 2017 & 2018



Month	Adjusted Scheduled Activity (UDA)	
	2017	2018
April	17	-8
May	43	40
June	85	48
July	115	108
August	148	136
September	198	196
October	250	221
November	268	234
December	313	254
January	317	
February	386	
March	417	
April	439	
May	440	
June	440	

QUALITY

	Quantity	Base Number	Contract	AT	Region	England
% of FP17s for the same patient ID Re-attending within 3 months - Children	6	167	3.6%	10.2%	11.8%	12.0%
% of FP17s for the same patient ID Re-attending within 3 months - Adults	1	25	4.0%	13.4%	15.3%	15.9%
% of FP17s for the same patient ID Re-attending between 3 & 9 months - Children	102	167	61.1%	59.6%	59.1%	58.0%
% of FP17s for the same patient ID Re-attending between 3 & 9 months - Adults	14	25	56.0%	54.5%	51.5%	50.5%
% of FP17s for Band 1 Urgent Courses	2	182	1.1%	7.2%	8.0%	9.0%
% of FP17s Relating to Free Repair or Replacements	0	182	0.0%	0.9%	0.8%	0.8%
% of FP17s Relating to Continuations	0	182	0.0%	1.2%	1.1%	1.1%
% of Patients satisfied with the dentistry they have received	0	0	N/A	91.5%	91.6%	91.5%
% of Patients satisfied with the time they had to wait for an appointment	0	0	N/A	89.7%	88.3%	87.9%

* This is based on patients treated on this contract for their most recent course of treatment. Figures in italics indicate the base number of FP17s or Patient Questionnaire responses are less than 100. N/A is shown where the base number of responses is less than 10 during the period. % is calculated as Quantity/Base number*100

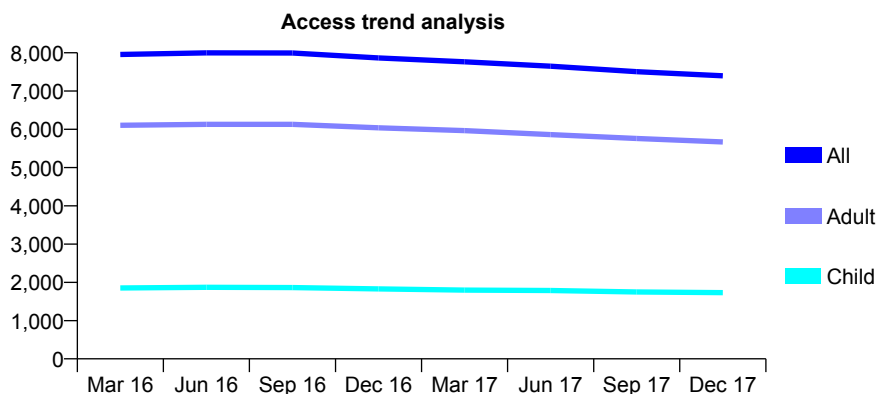
Q60 - Vital Signs At a Glance Contract Report for 119091/0001 - December 2017

Name or company name	TLC 4 Smiles Ltd.
Contract type name	GDS Contract
Purpose of contract	General
Contract start date	01/05/2007
Contract end date	

17/18 Contracted general activity (UDA)	22,000
Carry forward general activity (UDA)	447
17/18 Contracted orthodontic activity (UOA)	0
Carry forward orthodontic activity (UOA)	0
Baseline contract value	£616,672.73

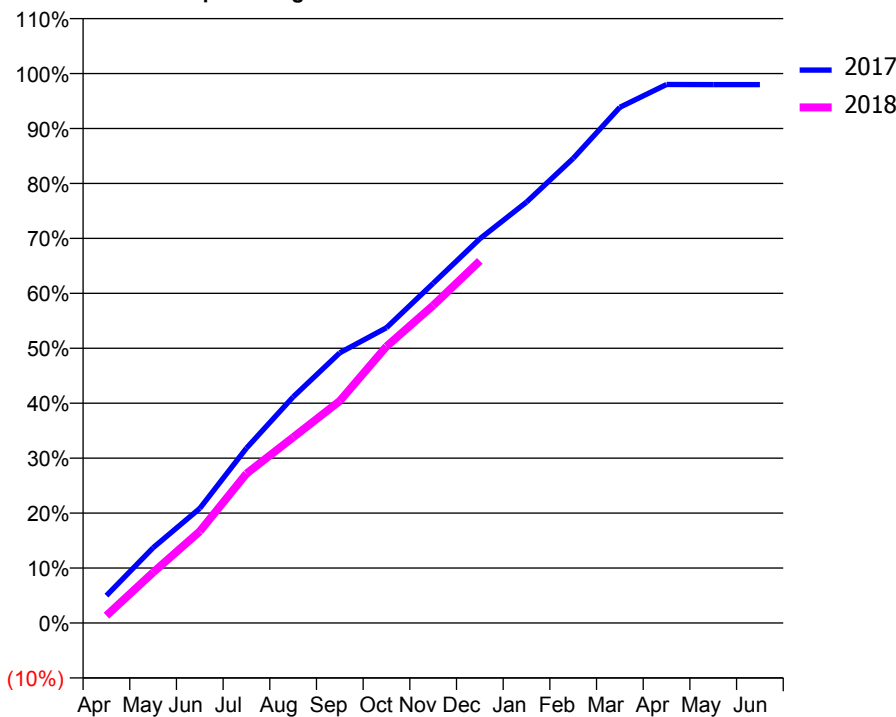
ACCESS*

Patients seen in 24 months	Total	Change since previous quarter
Quarter ending December 2016	7,867	
Quarter ending March 2017	7,764	↓
Quarter ending June 2017	7,648	↓
Quarter ending September 2017	7,508	↓
Quarter ending December 2017	7,399	↓
Variance since December 2016	(5.9%)	↓



ACTIVITY

Cumulative percentage of contracted UDA delivered 2017 & 2018



Month	Adjusted Scheduled Activity (UDA)	
	2017	2018
April	1,097	295
May	3,012	2,025
June	4,589	3,669
July	7,000	5,983
August	9,051	7,434
September	10,818	8,893
October	11,824	11,075
November	13,603	12,713
December	15,381	14,495
January	16,853	
February	18,601	
March	20,648	
April	21,558	
May	21,553	
June	21,553	

QUALITY

	Quantity	Base Number	Contract	AT	Region	England
% of FP17s for the same patient ID Re-attending within 3 months - Children	117	1,973	5.9%	10.2%	11.8%	12.0%
% of FP17s for the same patient ID Re-attending within 3 months - Adults	586	5,792	10.1%	13.4%	15.3%	15.9%
% of FP17s for the same patient ID Re-attending between 3 & 9 months - Children	1,310	1,973	66.4%	59.6%	59.1%	58.0%
% of FP17s for the same patient ID Re-attending between 3 & 9 months - Adults	3,687	5,792	63.7%	54.5%	51.5%	50.5%
% of FP17s for Band 1 Urgent Courses	456	7,399	6.2%	7.2%	8.0%	9.0%
% of FP17s Relating to Free Repair or Replacements	81	7,399	1.1%	0.9%	0.8%	0.8%
% of FP17s Relating to Continuations	97	7,399	1.3%	1.2%	1.1%	1.1%
% of Patients satisfied with the dentistry they have received	13	14	92.9%	91.5%	91.6%	91.5%
% of Patients satisfied with the time they had to wait for an appointment	14	14	100.0%	89.7%	88.3%	87.9%

* This is based on patients treated on this contract for their most recent course of treatment. Figures in italics indicate the base number of FP17s or Patient Questionnaire responses are less than 100. N/A is shown where the base number of responses is less than 10 during the period. % is calculated as Quantity/Base number*100

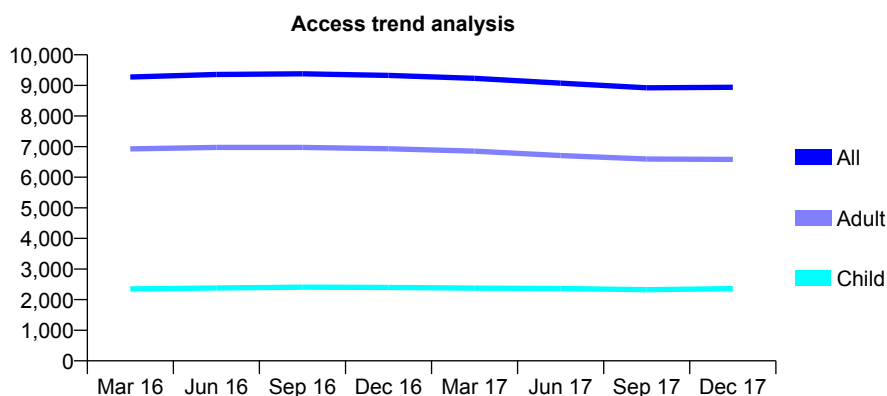
Q60 - Vital Signs At a Glance Contract Report for 120049/0001 - December 2017

Name or company name	Sneyd Green Dental Practice
Contract type name	GDS Contract
Purpose of contract	General
Contract start date	01/06/2010
Contract end date	

17/18 Contracted general activity (UDA)	26,893
Carry forward general activity (UDA)	0
17/18 Contracted orthodontic activity (UOA)	0
Carry forward orthodontic activity (UOA)	0
Baseline contract value	£763,042.12

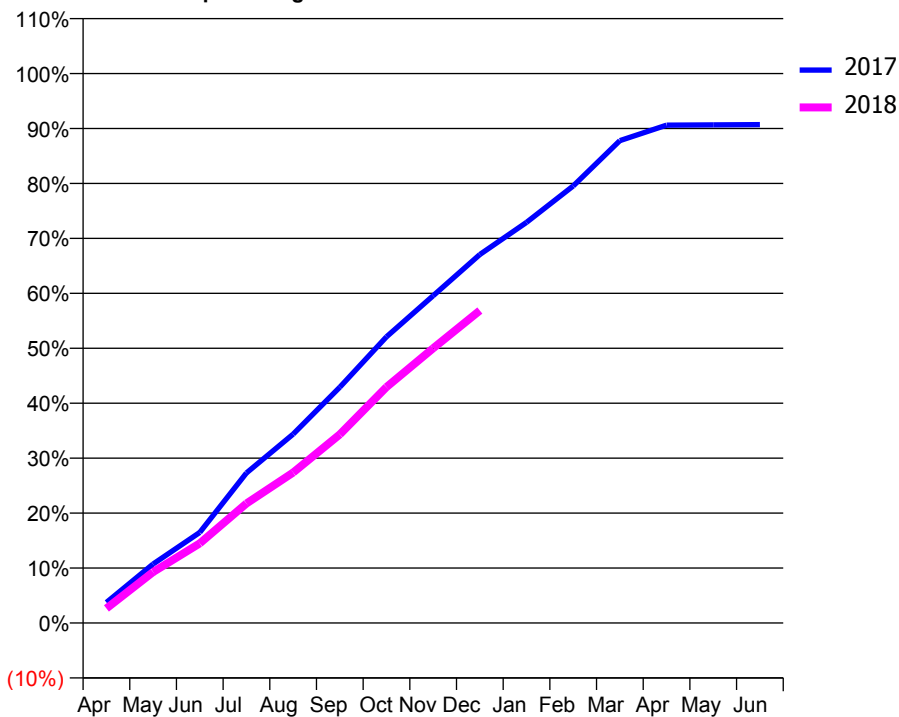
ACCESS*

Patients seen in 24 months	Total	Change since previous quarter
Quarter ending December 2016	9,326	
Quarter ending March 2017	9,231	↓
Quarter ending June 2017	9,074	↓
Quarter ending September 2017	8,920	↓
Quarter ending December 2017	8,941	→
Variance since December 2016	(4.1%)	↓



ACTIVITY

Cumulative percentage of contracted UDA delivered 2017 & 2018



QUALITY

	Quantity	Base Number	Contract	AT	Region	England
% of FP17s for the same patient ID Re-attending within 3 months - Children	124	2,199	5.6%	10.2%	11.8%	12.0%
% of FP17s for the same patient ID Re-attending within 3 months - Adults	613	5,928	10.3%	13.4%	15.3%	15.9%
% of FP17s for the same patient ID Re-attending between 3 & 9 months - Children	1,190	2,199	54.1%	59.6%	59.1%	58.0%
% of FP17s for the same patient ID Re-attending between 3 & 9 months - Adults	3,191	5,928	53.8%	54.5%	51.5%	50.5%
% of FP17s for Band 1 Urgent Courses	452	7,739	5.8%	7.2%	8.0%	9.0%
% of FP17s Relating to Free Repair or Replacements	101	7,739	1.3%	0.9%	0.8%	0.8%
% of FP17s Relating to Continuations	83	7,739	1.1%	1.2%	1.1%	1.1%
% of Patients satisfied with the dentistry they have received	9	9	N/A	91.5%	91.6%	91.5%
% of Patients satisfied with the time they had to wait for an appointment	7	9	N/A	89.7%	88.3%	87.9%

* This is based on patients treated on this contract for their most recent course of treatment. Figures in italics indicate the base number of FP17s or Patient Questionnaire responses are less than 100. N/A is shown where the base number of responses is less than 10 during the period. % is calculated as Quantity/Base number*100

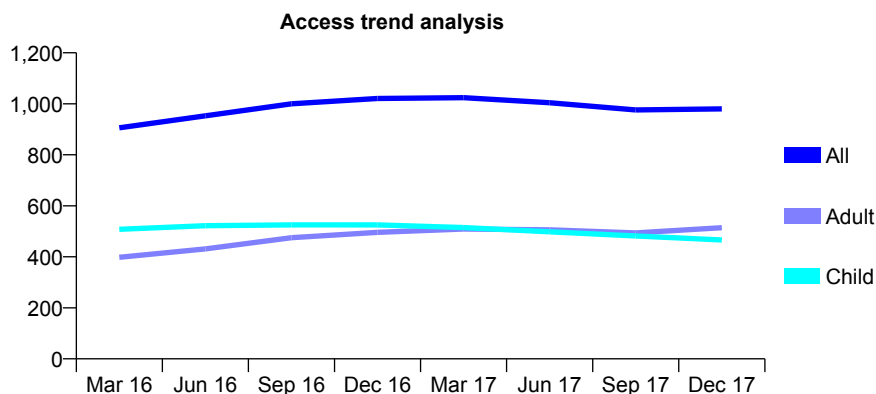
Q60 - Vital Signs At a Glance Contract Report for 120227/0001 - December 2017

Name or company name	SpaDental Wem LLP
Contract type name	GDS Contract
Purpose of contract	General
Contract start date	01/04/2015
Contract end date	

17/18 Contracted general activity (UDA)	2,870
Carry forward general activity (UDA)	89
17/18 Contracted orthodontic activity (UOA)	0
Carry forward orthodontic activity (UOA)	0
Baseline contract value	£73,331.73

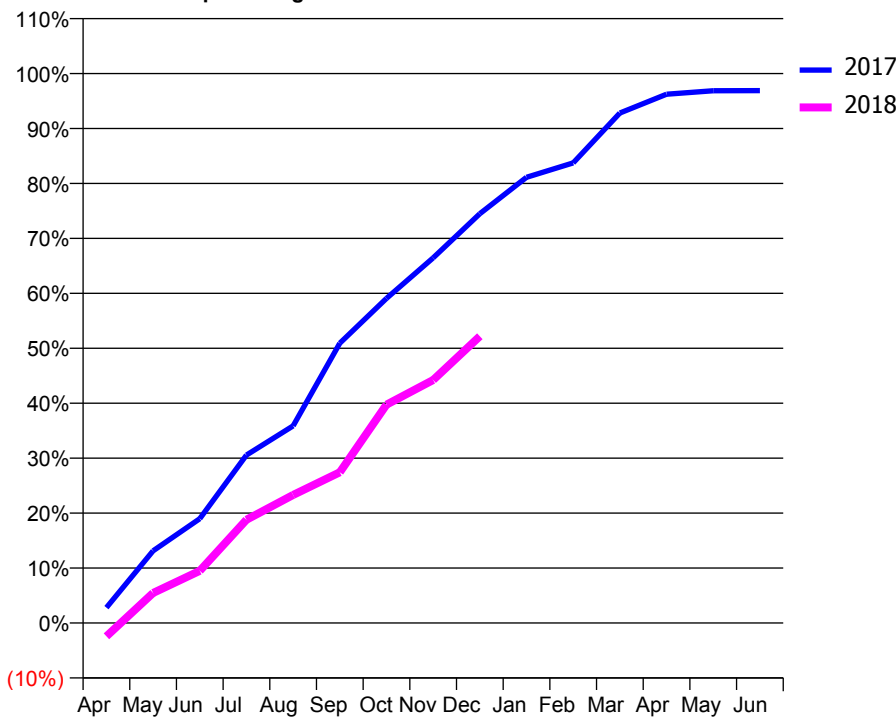
ACCESS*

Patients seen in 24 months	Total	Change since previous quarter
Quarter ending December 2016	1,021	
Quarter ending March 2017	1,024	→
Quarter ending June 2017	1,004	↓
Quarter ending September 2017	976	↓
Quarter ending December 2017	980	→
Variance since December 2016	(4.0%)	↓



ACTIVITY

Cumulative percentage of contracted UDA delivered 2017 & 2018



Month	Adjusted Scheduled Activity (UDA)	
	2017	2018
April	80	-70
May	377	157
June	545	272
July	877	540
August	1,030	669
September	1,462	787
October	1,696	1,141
November	1,908	1,269
December	2,138	1,498
January	2,328	
February	2,403	
March	2,663	
April	2,762	
May	2,780	
June	2,781	

QUALITY

	Quantity	Base Number	Contract	AT	Region	England
% of FP17s for the same patient ID Re-attending within 3 months - Children	67	727	9.2%	10.2%	11.8%	12.0%
% of FP17s for the same patient ID Re-attending within 3 months - Adults	67	521	12.9%	13.4%	15.3%	15.9%
% of FP17s for the same patient ID Re-attending between 3 & 9 months - Children	552	727	75.9%	59.6%	59.1%	58.0%
% of FP17s for the same patient ID Re-attending between 3 & 9 months - Adults	334	521	64.1%	54.5%	51.5%	50.5%
% of FP17s for Band 1 Urgent Courses	40	1,157	3.5%	7.2%	8.0%	9.0%
% of FP17s Relating to Free Repair or Replacements	0	1,157	0.0%	0.9%	0.8%	0.8%
% of FP17s Relating to Continuations	10	1,157	0.9%	1.2%	1.1%	1.1%
% of Patients satisfied with the dentistry they have received	1	1	N/A	91.5%	91.6%	91.5%
% of Patients satisfied with the time they had to wait for an appointment	1	1	N/A	89.7%	88.3%	87.9%

* This is based on patients treated on this contract for their most recent course of treatment. Figures in italics indicate the base number of FP17s or Patient Questionnaire responses are less than 100. N/A is shown where the base number of responses is less than 10 during the period. % is calculated as Quantity/Base number*100

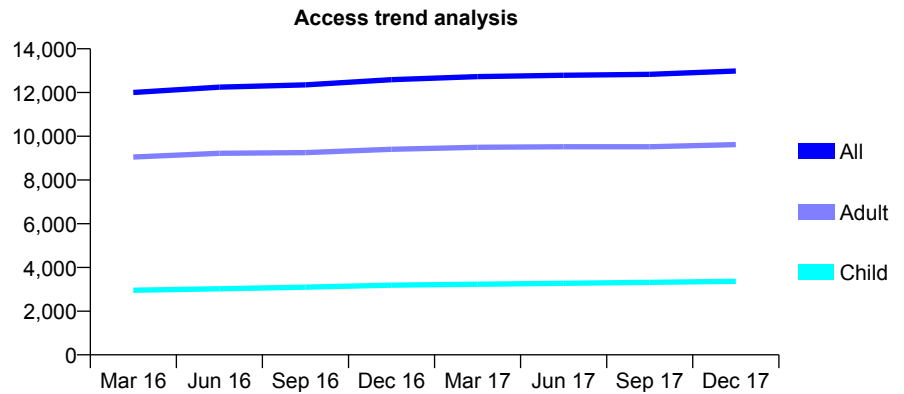
Q60 - Vital Signs At a Glance Contract Report for 121363/0001 - December 2017

Name or company name	Boulevard Dental Practice
Contract type name	GDS Contract
Purpose of contract	General
Contract start date	01/12/2010
Contract end date	

17/18 Contracted general activity (UDA)	30,024
Carry forward general activity (UDA)	1,117
17/18 Contracted orthodontic activity (UOA)	0
Carry forward orthodontic activity (UOA)	0
Baseline contract value	£833,367.13

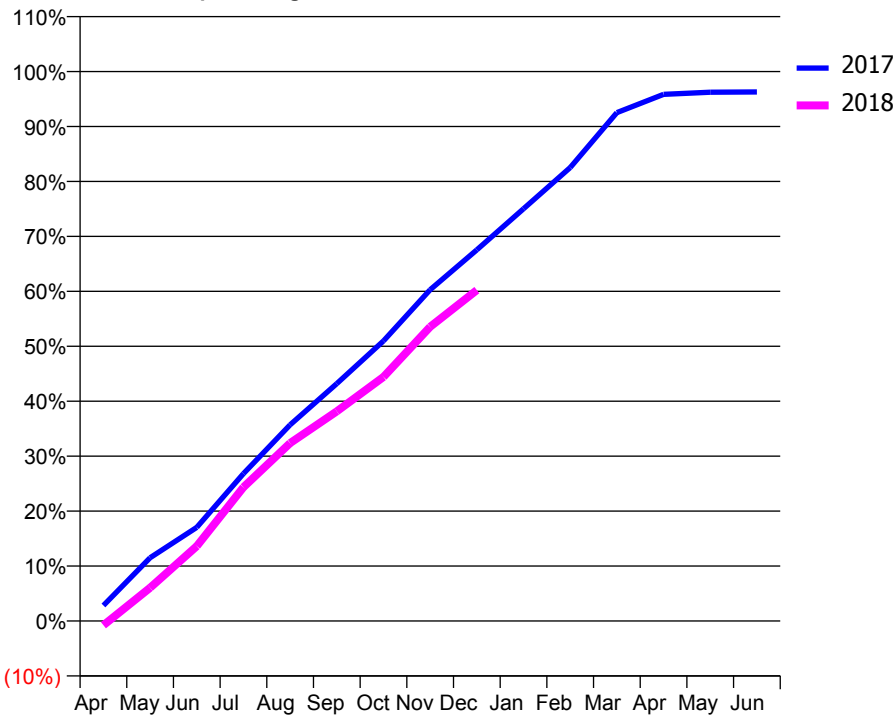
ACCESS*

Patients seen in 24 months	Total	Change since previous quarter
Quarter ending December 2016	12,590	
Quarter ending March 2017	12,726	→
Quarter ending June 2017	12,790	→
Quarter ending September 2017	12,831	→
Quarter ending December 2017	12,985	→
Variance since December 2016	3.1%	↑



ACTIVITY

Cumulative percentage of contracted UDA delivered 2017 & 2018



Month	Adjusted Scheduled Activity (UDA)	
	2017	2018
April	848	-237
May	3,456	1,819
June	5,117	4,091
July	8,058	7,310
August	10,725	9,725
September	12,971	11,457
October	15,307	13,339
November	18,103	16,076
December	20,280	18,080
January	22,527	
February	24,776	
March	27,775	
April	28,777	
May	28,890	
June	28,907	

QUALITY

	Quantity	Base Number	Contract	AT	Region	England
% of FP17s for the same patient ID Re-attending within 3 months - Children	159	3,195	5.0%	10.2%	11.8%	12.0%
% of FP17s for the same patient ID Re-attending within 3 months - Adults	649	7,529	8.6%	13.4%	15.3%	15.9%
% of FP17s for the same patient ID Re-attending between 3 & 9 months - Children	1,792	3,195	56.1%	59.6%	59.1%	58.0%
% of FP17s for the same patient ID Re-attending between 3 & 9 months - Adults	2,514	7,529	33.4%	54.5%	51.5%	50.5%
% of FP17s for Band 1 Urgent Courses	293	10,176	2.9%	7.2%	8.0%	9.0%
% of FP17s Relating to Free Repair or Replacements	10	10,176	0.1%	0.9%	0.8%	0.8%
% of FP17s Relating to Continuations	153	10,176	1.5%	1.2%	1.1%	1.1%
% of Patients satisfied with the dentistry they have received	15	19	78.9%	91.5%	91.6%	91.5%
% of Patients satisfied with the time they had to wait for an appointment	15	19	78.9%	89.7%	88.3%	87.9%

* This is based on patients treated on this contract for their most recent course of treatment. Figures in italics indicate the base number of FP17s or Patient Questionnaire responses are less than 100. N/A is shown where the base number of responses is less than 10 during the period. % is calculated as Quantity/Base number*100

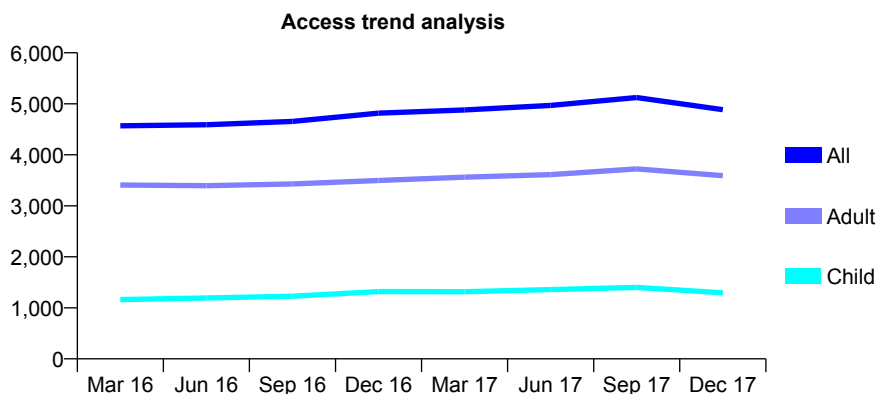
Q60 - Vital Signs At a Glance Contract Report for 121495/0001 - December 2017

Name or company name	The Smileworks Ltd
Contract type name	GDS Contract
Purpose of contract	General
Contract start date	01/12/2009
Contract end date	

17/18 Contracted general activity (UDA)	18,313
Carry forward general activity (UDA)	-366
17/18 Contracted orthodontic activity (UOA)	0
Carry forward orthodontic activity (UOA)	0
Baseline contract value	£516,329.19

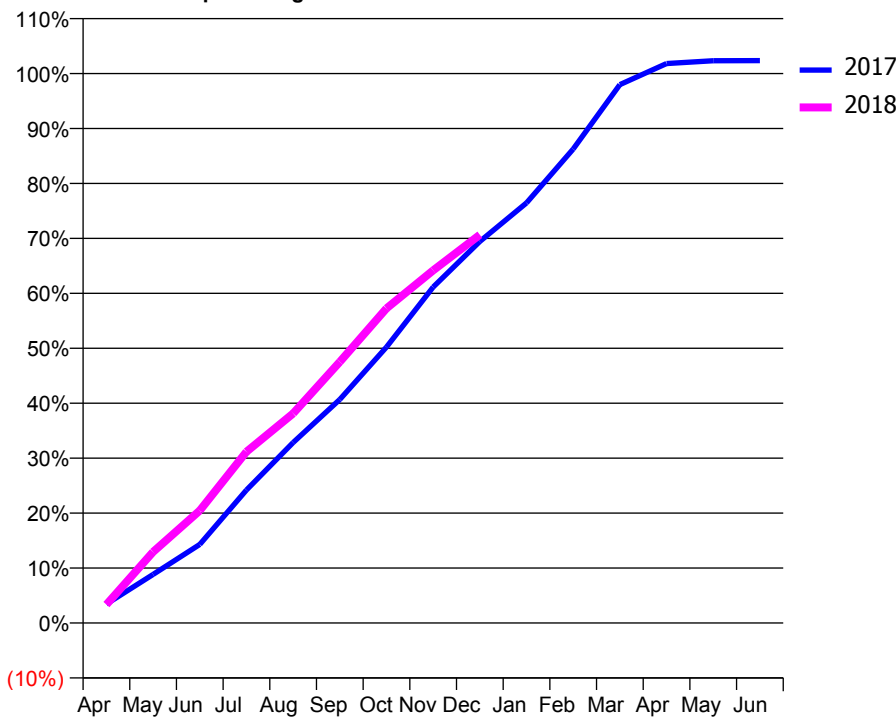
ACCESS*

Patients seen in 24 months	Total	Change since previous quarter
Quarter ending December 2016	4,817	
Quarter ending March 2017	4,879	→
Quarter ending June 2017	4,969	→
Quarter ending September 2017	5,122	↑
Quarter ending December 2017	4,886	↓
Variance since December 2016	1.4%	→



ACTIVITY

Cumulative percentage of contracted UDA delivered 2017 & 2018



Month	Adjusted Scheduled Activity (UDA)	
	2017	2018
April	633	615
May	1,620	2,371
June	2,619	3,749
July	4,434	5,707
August	6,015	6,984
September	7,449	8,702
October	9,196	10,484
November	11,198	11,750
December	12,715	12,939
January	14,000	
February	15,798	
March	17,942	
April	18,645	
May	18,738	
June	18,743	

QUALITY

	Quantity	Base Number	Contract	AT	Region	England
% of FP17s for the same patient ID Re-attending within 3 months - Children	101	1,495	6.8%	10.2%	11.8%	12.0%
% of FP17s for the same patient ID Re-attending within 3 months - Adults	637	4,102	15.5%	13.4%	15.3%	15.9%
% of FP17s for the same patient ID Re-attending between 3 & 9 months - Children	902	1,495	60.3%	59.6%	59.1%	58.0%
% of FP17s for the same patient ID Re-attending between 3 & 9 months - Adults	2,109	4,102	51.4%	54.5%	51.5%	50.5%
% of FP17s for Band 1 Urgent Courses	572	5,275	10.8%	7.2%	8.0%	9.0%
% of FP17s Relating to Free Repair or Replacements	52	5,275	1.0%	0.9%	0.8%	0.8%
% of FP17s Relating to Continuations	116	5,275	2.2%	1.2%	1.1%	1.1%
% of Patients satisfied with the dentistry they have received	12	16	75.0%	91.5%	91.6%	91.5%
% of Patients satisfied with the time they had to wait for an appointment	15	16	93.8%	89.7%	88.3%	87.9%

* This is based on patients treated on this contract for their most recent course of treatment. Figures in italics indicate the base number of FP17s or Patient Questionnaire responses are less than 100. N/A is shown where the base number of responses is less than 10 during the period. % is calculated as Quantity/Base number*100

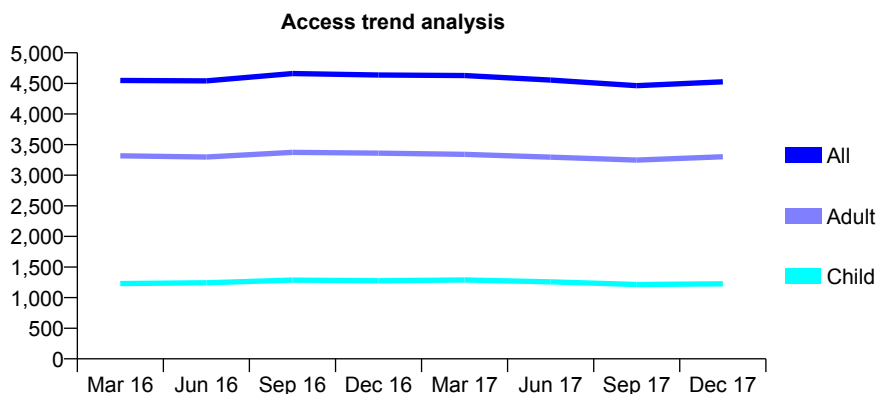
Q60 - Vital Signs At a Glance Contract Report for 121495/0002 - December 2017

Name or company name	The Smileworks Ltd
Contract type name	GDS Contract
Purpose of contract	General and Orthodontic
Contract start date	01/12/2009
Contract end date	

17/18 Contracted general activity (UDA)	10,000
Carry forward general activity (UDA)	-136
17/18 Contracted orthodontic activity (UOA)	932
Carry forward orthodontic activity (UOA)	10
Baseline contract value	£316,870.85

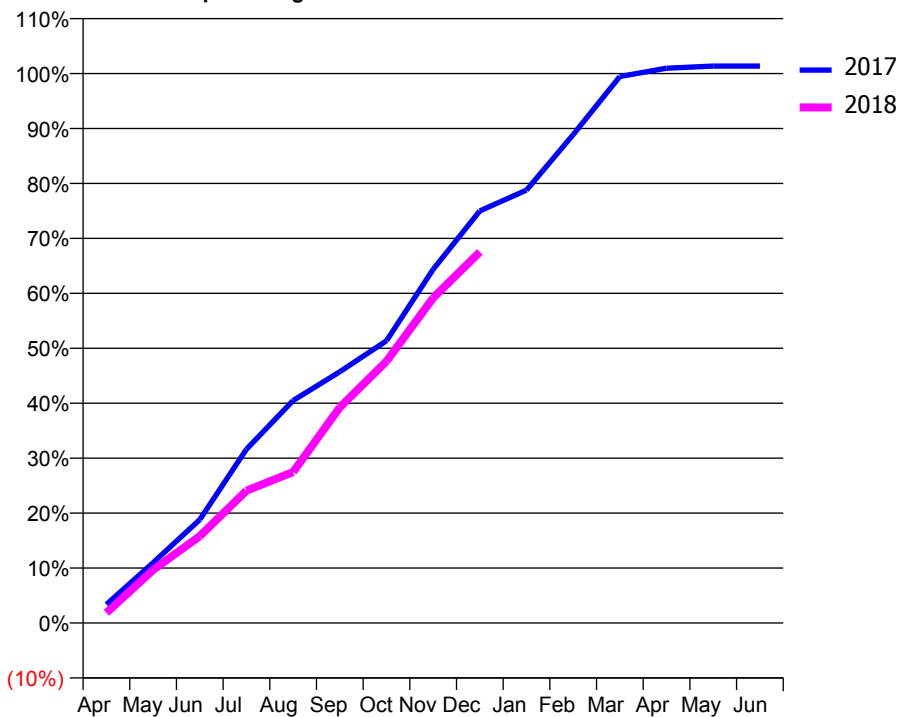
ACCESS*

Patients seen in 24 months	Total	Change since previous quarter
Quarter ending December 2016	4,637	
Quarter ending March 2017	4,629	→
Quarter ending June 2017	4,554	↓
Quarter ending September 2017	4,462	↓
Quarter ending December 2017	4,527	→
Variance since December 2016	(2.4%)	↓



ACTIVITY

Cumulative percentage of contracted UDA delivered 2017 & 2018



Month	Adjusted Scheduled Activity (UDA)	
	2017	2018
April	339	186
May	1,098	968
June	1,881	1,581
July	3,163	2,409
August	4,049	2,748
September	4,573	3,925
October	5,135	4,763
November	6,437	5,917
December	7,501	6,753
January	7,879	
February	8,887	
March	9,946	
April	10,095	
May	10,136	
June	10,136	

QUALITY

	Quantity	Base Number	Contract	AT	Region	England
% of FP17s for the same patient ID Re-attending within 3 months - Children	96	1,400	6.9%	10.2%	11.8%	12.0%
% of FP17s for the same patient ID Re-attending within 3 months - Adults	398	3,473	11.5%	13.4%	15.3%	15.9%
% of FP17s for the same patient ID Re-attending between 3 & 9 months - Children	788	1,400	56.3%	59.6%	59.1%	58.0%
% of FP17s for the same patient ID Re-attending between 3 & 9 months - Adults	1,729	3,473	49.8%	54.5%	51.5%	50.5%
% of FP17s for Band 1 Urgent Courses	464	4,013	11.6%	7.2%	8.0%	9.0%
% of FP17s Relating to Free Repair or Replacements	13	4,013	0.3%	0.9%	0.8%	0.8%
% of FP17s Relating to Continuations	23	4,013	0.6%	1.2%	1.1%	1.1%
% of Patients satisfied with the dentistry they have received	3	4	N/A	91.5%	91.6%	91.5%
% of Patients satisfied with the time they had to wait for an appointment	3	4	N/A	89.7%	88.3%	87.9%

* This is based on patients treated on this contract for their most recent course of treatment. Figures in italics indicate the base number of FP17s or Patient Questionnaire responses are less than 100. N/A is shown where the base number of responses is less than 10 during the period. % is calculated as Quantity/Base number*100

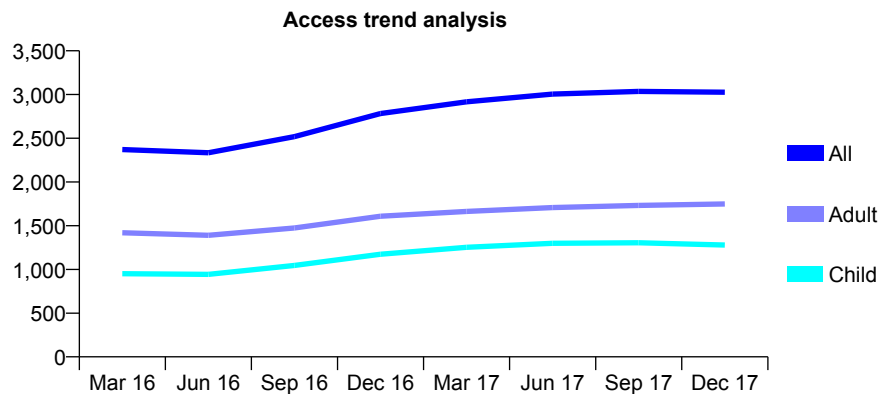
Q60 - Vital Signs At a Glance Contract Report for 123153/0001 - December 2017

Name or company name	MAF Dentistry Ltd
Contract type name	GDS Contract
Purpose of contract	General
Contract start date	01/04/2010
Contract end date	

17/18 Contracted general activity (UDA)	8,804
Carry forward general activity (UDA)	0
17/18 Contracted orthodontic activity (UOA)	0
Carry forward orthodontic activity (UOA)	0
Baseline contract value	£202,270.67

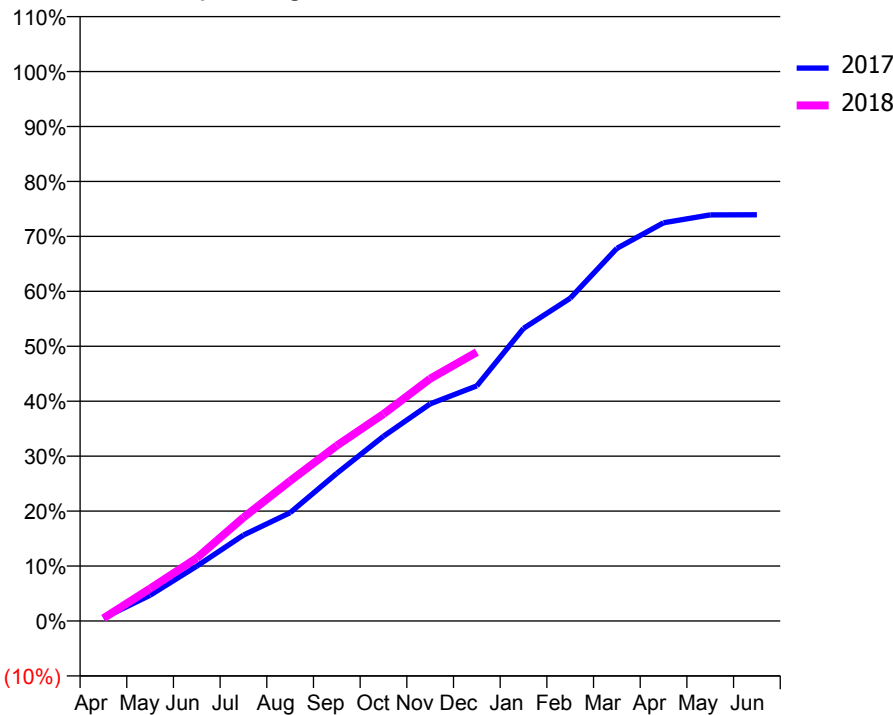
ACCESS*

Patients seen in 24 months	Total	Change since previous quarter
Quarter ending December 2016	2,782	
Quarter ending March 2017	2,916	↑
Quarter ending June 2017	3,005	↑
Quarter ending September 2017	3,036	→
Quarter ending December 2017	3,027	→
Variance since December 2016	8.8%	↑



ACTIVITY

Cumulative percentage of contracted UDA delivered 2017 & 2018



Month	Adjusted Scheduled Activity (UDA)	
	2017	2018
April	46	43
May	390	521
June	829	1,009
July	1,297	1,659
August	1,637	2,245
September	2,231	2,811
October	2,789	3,317
November	3,280	3,882
December	3,551	4,308
January	4,419	
February	4,874	
March	5,627	
April	6,013	
May	6,132	
June	6,133	

QUALITY

	Quantity	Base Number	Contract	AT	Region	England
% of FP17s for the same patient ID Re-attending within 3 months - Children	55	1,369	4.0%	10.2%	11.8%	12.0%
% of FP17s for the same patient ID Re-attending within 3 months - Adults	182	1,760	10.3%	13.4%	15.3%	15.9%
% of FP17s for the same patient ID Re-attending between 3 & 9 months - Children	891	1,369	65.1%	59.6%	59.1%	58.0%
% of FP17s for the same patient ID Re-attending between 3 & 9 months - Adults	1,077	1,760	61.2%	54.5%	51.5%	50.5%
% of FP17s for Band 1 Urgent Courses	103	2,816	3.7%	7.2%	8.0%	9.0%
% of FP17s Relating to Free Repair or Replacements	5	2,816	0.2%	0.9%	0.8%	0.8%
% of FP17s Relating to Continuations	11	2,816	0.4%	1.2%	1.1%	1.1%
% of Patients satisfied with the dentistry they have received	4	4	N/A	91.5%	91.6%	91.5%
% of Patients satisfied with the time they had to wait for an appointment	4	4	N/A	89.7%	88.3%	87.9%

* This is based on patients treated on this contract for their most recent course of treatment. Figures in italics indicate the base number of FP17s or Patient Questionnaire responses are less than 100. N/A is shown where the base number of responses is less than 10 during the period. % is calculated as Quantity/Base number*100

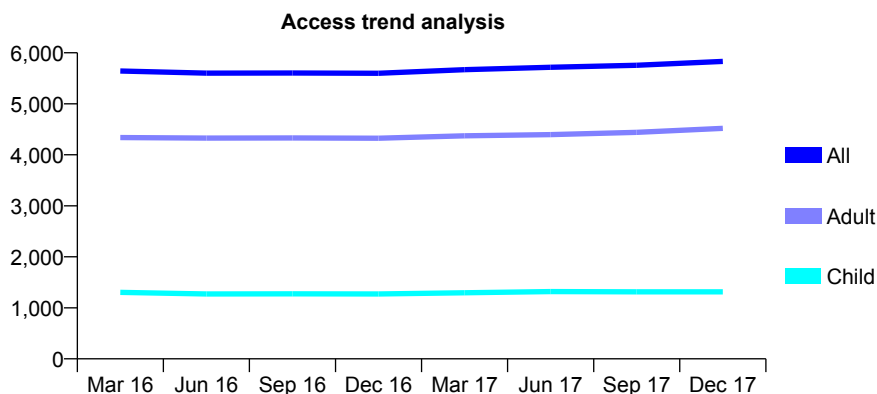
Q60 - Vital Signs At a Glance Contract Report for 124540/0001 - December 2017

Name or company name	Campbell Dental Practice Limited
Contract type name	GDS Contract
Purpose of contract	General
Contract start date	01/04/2014
Contract end date	

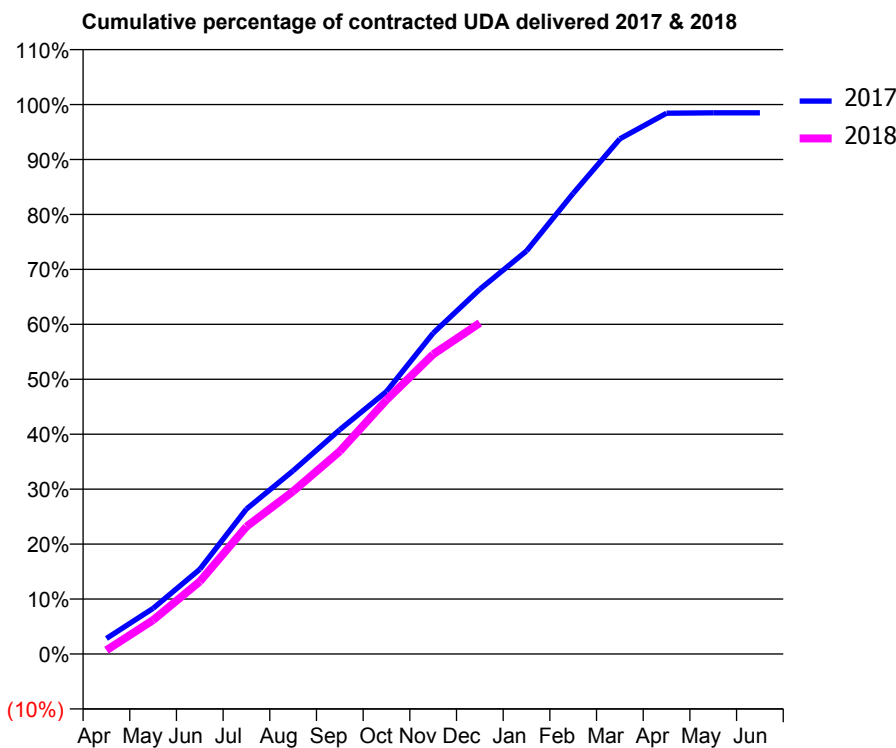
17/18 Contracted general activity (UDA)	23,388
Carry forward general activity (UDA)	351
17/18 Contracted orthodontic activity (UOA)	0
Carry forward orthodontic activity (UOA)	0
Baseline contract value	£536,929.34

ACCESS*

Patients seen in 24 months	Total	Change since previous quarter
Quarter ending December 2016	5,598	
Quarter ending March 2017	5,669	→
Quarter ending June 2017	5,716	→
Quarter ending September 2017	5,756	→
Quarter ending December 2017	5,831	→
Variance since December 2016	4.2%	↑



ACTIVITY



Month	Adjusted Scheduled Activity (UDA)	
	2017	2018
April	661	160
May	1,945	1,447
June	3,608	3,085
July	6,172	5,423
August	7,801	6,930
September	9,550	8,628
October	11,175	10,814
November	13,656	12,758
December	15,524	14,090
January	17,154	
February	19,607	
March	21,925	
April	23,020	
May	23,037	
June	23,037	

QUALITY

	Quantity	Base Number	Contract	AT	Region	England
% of FP17s for the same patient ID Re-attending within 3 months - Children	120	1,467	8.2%	10.2%	11.8%	12.0%
% of FP17s for the same patient ID Re-attending within 3 months - Adults	857	5,095	16.8%	13.4%	15.3%	15.9%
% of FP17s for the same patient ID Re-attending between 3 & 9 months - Children	941	1,467	64.1%	59.6%	59.1%	58.0%
% of FP17s for the same patient ID Re-attending between 3 & 9 months - Adults	3,041	5,095	59.7%	54.5%	51.5%	50.5%
% of FP17s for Band 1 Urgent Courses	419	6,219	6.7%	7.2%	8.0%	9.0%
% of FP17s Relating to Free Repair or Replacements	89	6,219	1.4%	0.9%	0.8%	0.8%
% of FP17s Relating to Continuations	59	6,219	0.9%	1.2%	1.1%	1.1%
% of Patients satisfied with the dentistry they have received	8	8	N/A	91.5%	91.6%	91.5%
% of Patients satisfied with the time they had to wait for an appointment	7	8	N/A	89.7%	88.3%	87.9%

* This is based on patients treated on this contract for their most recent course of treatment. Figures in italics indicate the base number of FP17s or Patient Questionnaire responses are less than 100. N/A is shown where the base number of responses is less than 10 during the period. % is calculated as Quantity/Base number*100

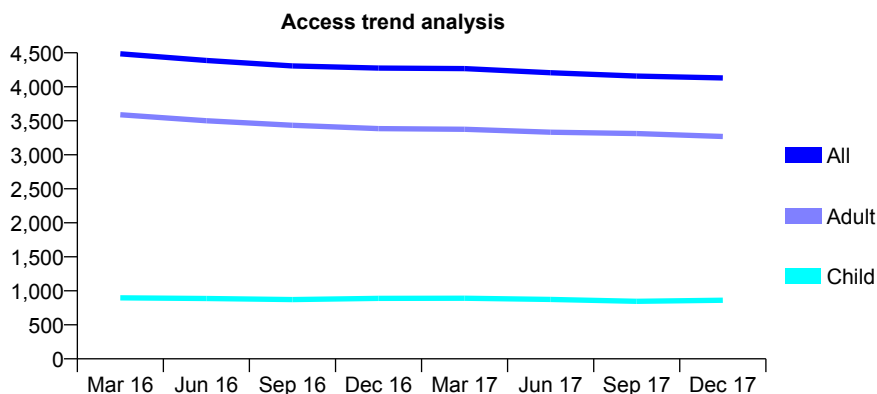
Q60 - Vital Signs At a Glance Contract Report for 126950/0001 - December 2017

Name or company name	Monkmoor Dental Practice
Contract type name	GDS Contract
Purpose of contract	General
Contract start date	01/12/2013
Contract end date	

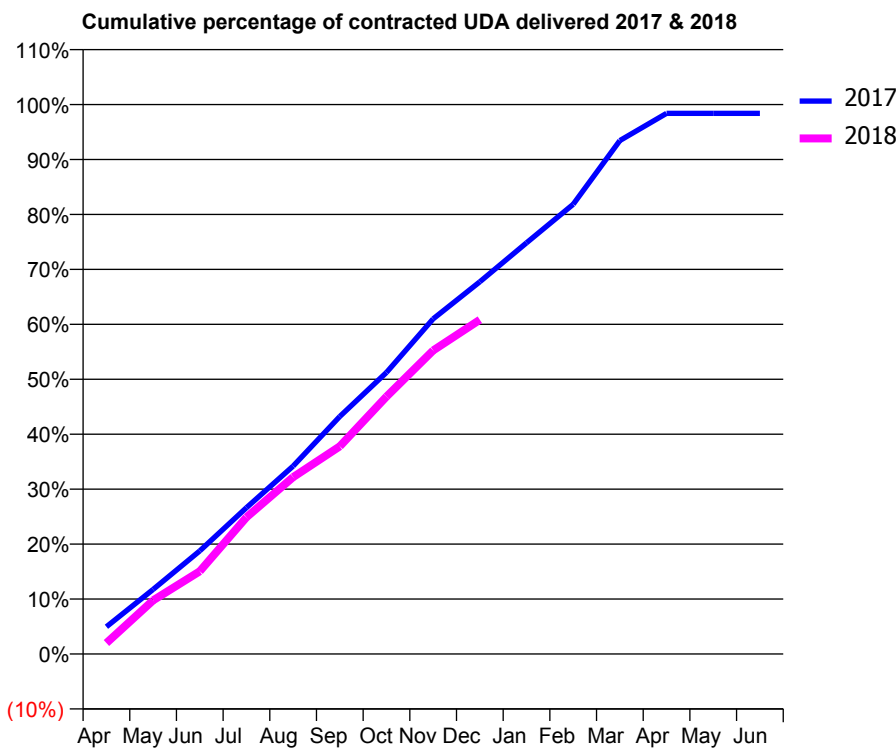
17/18 Contracted general activity (UDA)	14,051
Carry forward general activity (UDA)	225
17/18 Contracted orthodontic activity (UOA)	0
Carry forward orthodontic activity (UOA)	0
Baseline contract value	£335,016.83

ACCESS*

Patients seen in 24 months	Total	Change since previous quarter
Quarter ending December 2016	4,275	
Quarter ending March 2017	4,268	→
Quarter ending June 2017	4,206	↓
Quarter ending September 2017	4,158	↓
Quarter ending December 2017	4,131	→
Variance since December 2016	(3.4%)	↓



ACTIVITY



Month	Adjusted Scheduled Activity (UDA)	
	2017	2018
April	698	281
May	1,652	1,374
June	2,637	2,116
July	3,741	3,497
August	4,804	4,524
September	6,073	5,310
October	7,198	6,581
November	8,570	7,761
December	9,519	8,548
January	10,516	
February	11,500	
March	13,130	
April	13,823	
May	13,826	
June	13,826	

QUALITY

	Quantity	Base Number	Contract	AT	Region	England
% of FP17s for the same patient ID Re-attending within 3 months - Children	104	1,109	9.4%	10.2%	11.8%	12.0%
% of FP17s for the same patient ID Re-attending within 3 months - Adults	457	3,703	12.3%	13.4%	15.3%	15.9%
% of FP17s for the same patient ID Re-attending between 3 & 9 months - Children	711	1,109	64.1%	59.6%	59.1%	58.0%
% of FP17s for the same patient ID Re-attending between 3 & 9 months - Adults	2,284	3,703	61.7%	54.5%	51.5%	50.5%
% of FP17s for Band 1 Urgent Courses	437	4,566	9.6%	7.2%	8.0%	9.0%
% of FP17s Relating to Free Repair or Replacements	35	4,566	0.8%	0.9%	0.8%	0.8%
% of FP17s Relating to Continuations	3	4,566	0.1%	1.2%	1.1%	1.1%
% of Patients satisfied with the dentistry they have received	9	10	90.0%	91.5%	91.6%	91.5%
% of Patients satisfied with the time they had to wait for an appointment	10	10	100.0%	89.7%	88.3%	87.9%

* This is based on patients treated on this contract for their most recent course of treatment. Figures in italics indicate the base number of FP17s or Patient Questionnaire responses are less than 100. N/A is shown where the base number of responses is less than 10 during the period. % is calculated as Quantity/Base number*100

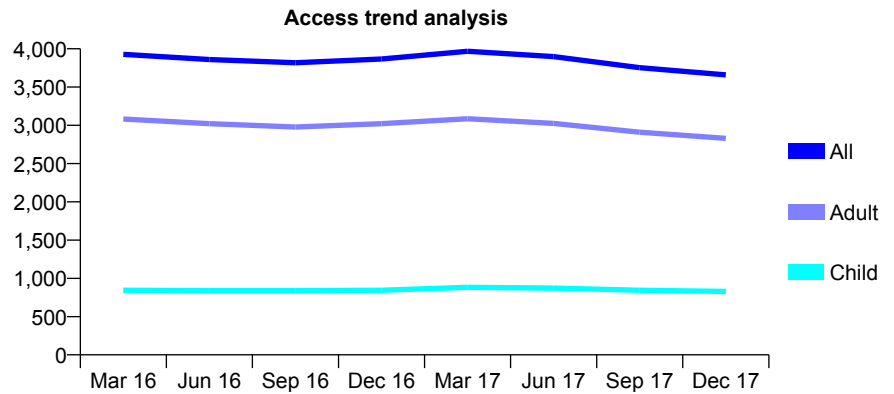
Q60 - Vital Signs At a Glance Contract Report for 127779/0001 - December 2017

Name or company name	Brookhouse Dental Practice
Contract type name	GDS Contract
Purpose of contract	General
Contract start date	29/01/2010
Contract end date	

17/18 Contracted general activity (UDA)	13,000
Carry forward general activity (UDA)	0
17/18 Contracted orthodontic activity (UOA)	0
Carry forward orthodontic activity (UOA)	0
Baseline contract value	£316,864.25

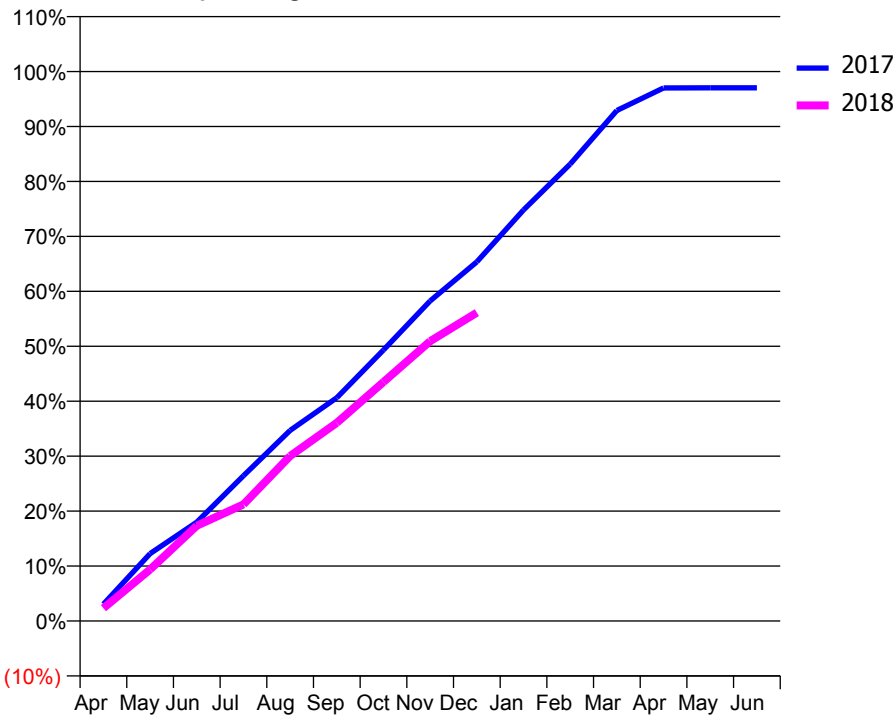
ACCESS*

Patients seen in 24 months	Total	Change since previous quarter
Quarter ending December 2016	3,867	
Quarter ending March 2017	3,967	↑
Quarter ending June 2017	3,898	↓
Quarter ending September 2017	3,754	↓
Quarter ending December 2017	3,659	↓
Variance since December 2016	(5.4%)	↓



ACTIVITY

Cumulative percentage of contracted UDA delivered 2017 & 2018



Month	Adjusted Scheduled Activity (UDA)	
	2017	2018
April	400	303
May	1,594	1,219
June	2,338	2,254
July	3,438	2,760
August	4,510	3,903
September	5,283	4,689
October	6,413	5,656
November	7,574	6,619
December	8,498	7,295
January	9,725	
February	10,811	
March	12,078	
April	12,610	
May	12,615	
June	12,615	

QUALITY

	Quantity	Base Number	Contract	AT	Region	England
% of FP17s for the same patient ID Re-attending within 3 months - Children	50	870	5.7%	10.2%	11.8%	12.0%
% of FP17s for the same patient ID Re-attending within 3 months - Adults	252	2,789	9.0%	13.4%	15.3%	15.9%
% of FP17s for the same patient ID Re-attending between 3 & 9 months - Children	531	870	61.0%	59.6%	59.1%	58.0%
% of FP17s for the same patient ID Re-attending between 3 & 9 months - Adults	1,871	2,789	67.1%	54.5%	51.5%	50.5%
% of FP17s for Band 1 Urgent Courses	185	3,424	5.4%	7.2%	8.0%	9.0%
% of FP17s Relating to Free Repair or Replacements	17	3,424	0.5%	0.9%	0.8%	0.8%
% of FP17s Relating to Continuations	32	3,424	0.9%	1.2%	1.1%	1.1%
% of Patients satisfied with the dentistry they have received	7	7	N/A	91.5%	91.6%	91.5%
% of Patients satisfied with the time they had to wait for an appointment	7	7	N/A	89.7%	88.3%	87.9%

* This is based on patients treated on this contract for their most recent course of treatment. Figures in italics indicate the base number of FP17s or Patient Questionnaire responses are less than 100. N/A is shown where the base number of responses is less than 10 during the period. % is calculated as Quantity/Base number*100

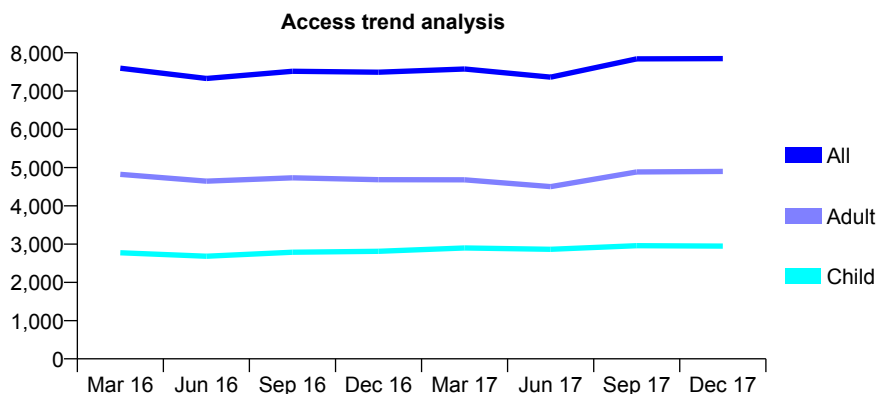
Q60 - Vital Signs At a Glance Contract Report for 130354/0004 - December 2017

Name or company name	NHS Trust
Contract type name	Pilot Contract
Purpose of contract	General
Contract start date	01/11/2013
Contract end date	31/03/2019

17/18 Contracted general activity (UDA)	18,386
Carry forward general activity (UDA)	0
17/18 Contracted orthodontic activity (UOA)	0
Carry forward orthodontic activity (UOA)	0
Baseline contract value	£0.00

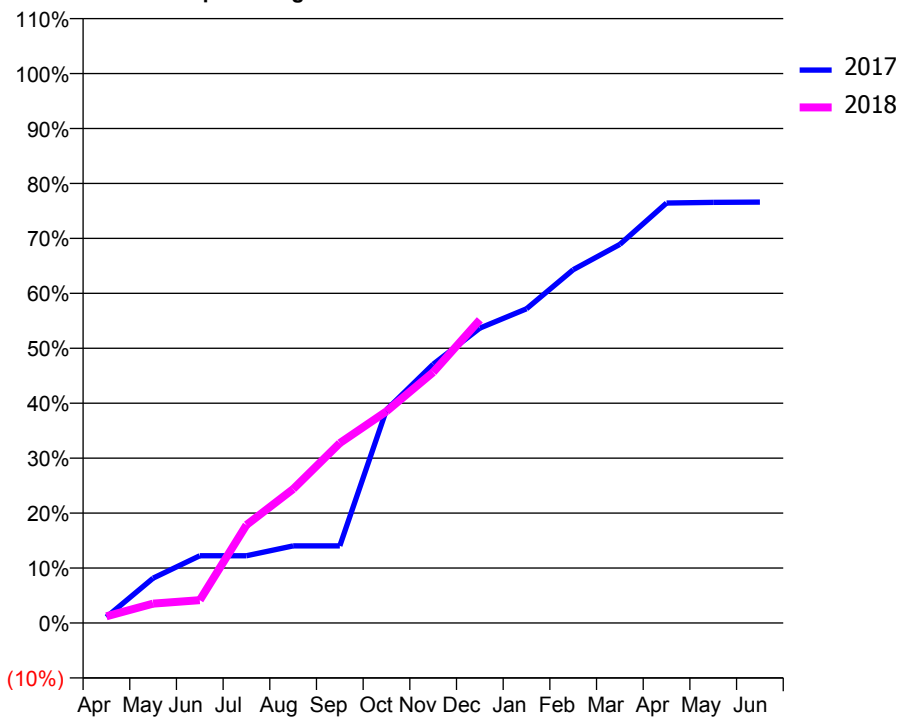
ACCESS*

Patients seen in 24 months	Total	Change since previous quarter
Quarter ending December 2016	7,493	
Quarter ending March 2017	7,578	→
Quarter ending June 2017	7,365	↓
Quarter ending September 2017	7,842	↑
Quarter ending December 2017	7,848	→
Variance since December 2016	4.7%	↑



ACTIVITY

Cumulative percentage of contracted UDA delivered 2017 & 2018



Month	Adjusted Scheduled Activity (UDA)	
	2017	2018
April	196	223
May	1,502	648
June	2,251	765
July	2,251	3,282
August	2,579	4,483
September	2,579	6,023
October	7,135	7,083
November	8,659	8,391
December	9,865	10,146
January	10,513	
February	11,823	
March	12,667	
April	14,052	
May	14,073	
June	14,082	

QUALITY

	Quantity	Base Number	Contract	AT	Region	England
% of FP17s for the same patient ID Re-attending within 3 months - Children	354	3,606	9.8%	10.2%	11.8%	12.0%
% of FP17s for the same patient ID Re-attending within 3 months - Adults	419	5,051	8.3%	13.4%	15.3%	15.9%
% of FP17s for the same patient ID Re-attending between 3 & 9 months - Children	1,240	3,606	34.4%	59.6%	59.1%	58.0%
% of FP17s for the same patient ID Re-attending between 3 & 9 months - Adults	715	5,051	14.2%	54.5%	51.5%	50.5%
% of FP17s for Band 1 Urgent Courses	3,134	6,833	45.9%	7.2%	8.0%	9.0%
% of FP17s Relating to Free Repair or Replacements	0	6,833	0.0%	0.9%	0.8%	0.8%
% of FP17s Relating to Continuations	61	6,833	0.9%	1.2%	1.1%	1.1%
% of Patients satisfied with the dentistry they have received	3	3	N/A	91.5%	91.6%	91.5%
% of Patients satisfied with the time they had to wait for an appointment	2	3	N/A	89.7%	88.3%	87.9%

* This is based on patients treated on this contract for their most recent course of treatment. Figures in italics indicate the base number of FP17s or Patient Questionnaire responses are less than 100. N/A is shown where the base number of responses is less than 10 during the period. % is calculated as Quantity/Base number*100

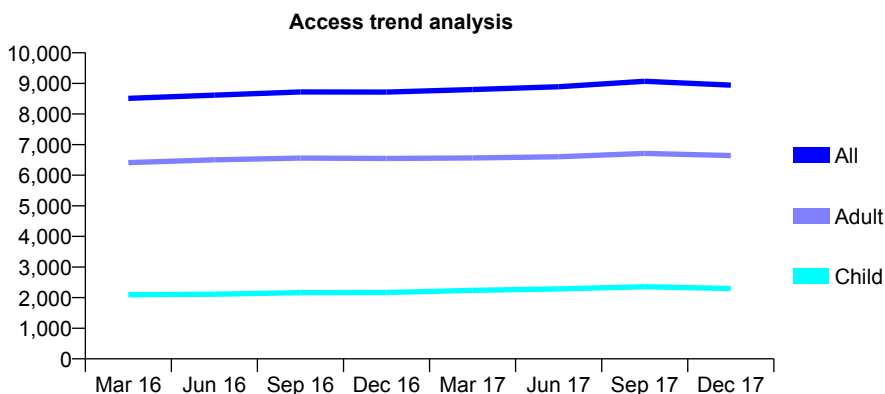
Q60 - Vital Signs At a Glance Contract Report for 131407/0001 - December 2017

Name or company name	Tamworth House Dental Practice
Contract type name	GDS Contract
Purpose of contract	General
Contract start date	14/01/2010
Contract end date	

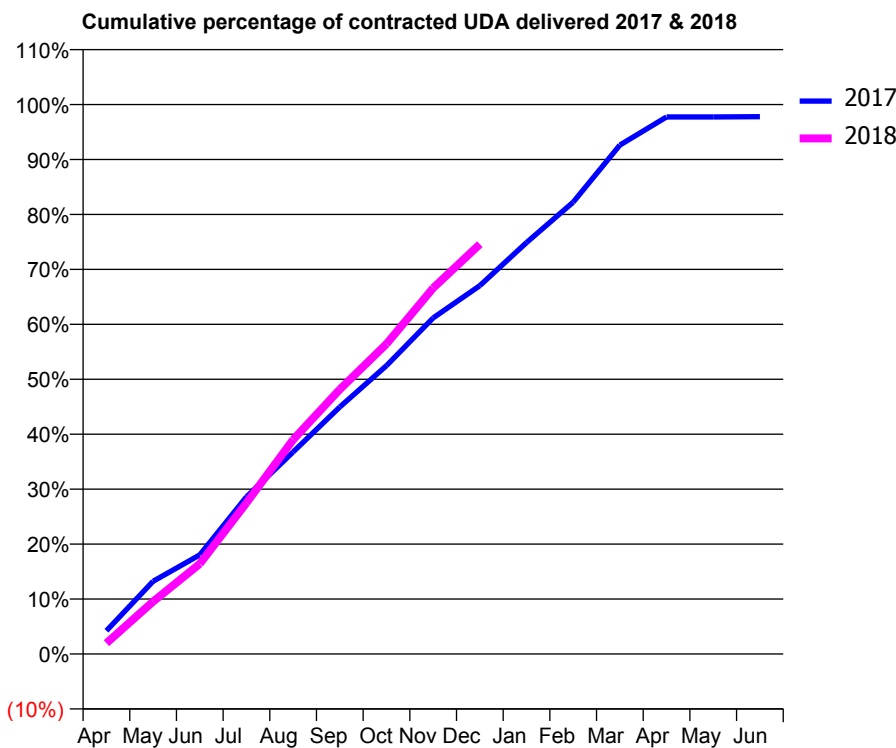
17/18 Contracted general activity (UDA)	20,000
Carry forward general activity (UDA)	443
17/18 Contracted orthodontic activity (UOA)	0
Carry forward orthodontic activity (UOA)	0
Baseline contract value	£498,263.95

ACCESS*

Patients seen in 24 months	Total	Change since previous quarter
Quarter ending December 2016	8,716	
Quarter ending March 2017	8,801	→
Quarter ending June 2017	8,892	→
Quarter ending September 2017	9,069	→
Quarter ending December 2017	8,942	↓
Variance since December 2016	2.6%	↑



ACTIVITY



Month	Adjusted Scheduled Activity (UDA)	
	2017	2018
April	847	398
May	2,646	1,910
June	3,609	3,285
July	5,721	5,500
August	7,357	7,801
September	8,992	9,632
October	10,496	11,288
November	12,232	13,319
December	13,410	14,916
January	14,973	
February	16,446	
March	18,525	
April	19,545	
May	19,545	
June	19,557	

QUALITY

	Quantity	Base Number	Contract	AT	Region	England
% of FP17s for the same patient ID Re-attending within 3 months - Children	168	2,161	7.8%	10.2%	11.8%	12.0%
% of FP17s for the same patient ID Re-attending within 3 months - Adults	977	6,104	16.0%	13.4%	15.3%	15.9%
% of FP17s for the same patient ID Re-attending between 3 & 9 months - Children	1,218	2,161	56.4%	59.6%	59.1%	58.0%
% of FP17s for the same patient ID Re-attending between 3 & 9 months - Adults	2,883	6,104	47.2%	54.5%	51.5%	50.5%
% of FP17s for Band 1 Urgent Courses	597	7,224	8.3%	7.2%	8.0%	9.0%
% of FP17s Relating to Free Repair or Replacements	53	7,224	0.7%	0.9%	0.8%	0.8%
% of FP17s Relating to Continuations	94	7,224	1.3%	1.2%	1.1%	1.1%
% of Patients satisfied with the dentistry they have received	11	12	91.7%	91.5%	91.6%	91.5%
% of Patients satisfied with the time they had to wait for an appointment	11	12	91.7%	89.7%	88.3%	87.9%

* This is based on patients treated on this contract for their most recent course of treatment. Figures in italics indicate the base number of FP17s or Patient Questionnaire responses are less than 100. N/A is shown where the base number of responses is less than 10 during the period. % is calculated as Quantity/Base number*100

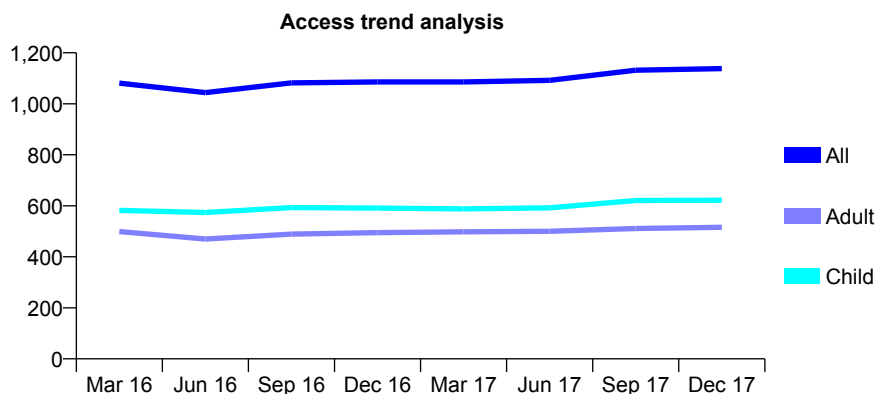
Q60 - Vital Signs At a Glance Contract Report for 131512/0001 - December 2017

Name or company name	Bridge Dental Practice Ltd
Contract type name	GDS Contract
Purpose of contract	General
Contract start date	01/08/2009
Contract end date	

17/18 Contracted general activity (UDA)	2,882
Carry forward general activity (UDA)	1
17/18 Contracted orthodontic activity (UOA)	0
Carry forward orthodontic activity (UOA)	0
Baseline contract value	£65,680.70

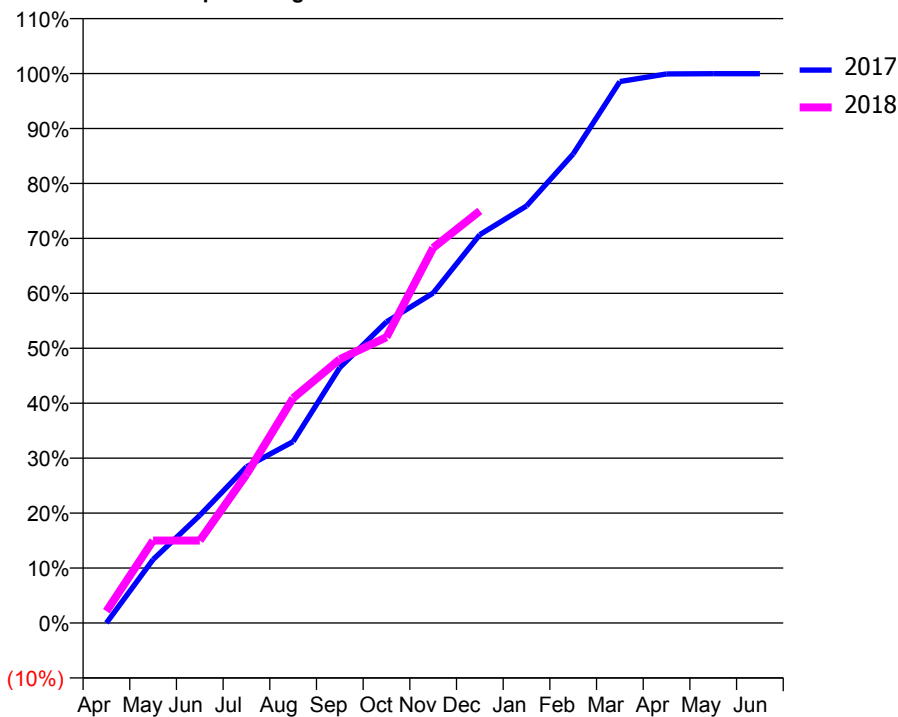
ACCESS*

Patients seen in 24 months	Total	Change since previous quarter
Quarter ending December 2016	1,086	
Quarter ending March 2017	1,086	→
Quarter ending June 2017	1,092	→
Quarter ending September 2017	1,132	↑
Quarter ending December 2017	1,138	→
Variance since December 2016	4.8%	↑



ACTIVITY

Cumulative percentage of contracted UDA delivered 2017 & 2018



Month	Adjusted Scheduled Activity (UDA)	
	2017	2018
April	0	62
May	333	433
June	565	433
July	819	779
August	951	1,180
September	1,340	1,384
October	1,579	1,499
November	1,730	1,968
December	2,037	2,161
January	2,187	
February	2,460	
March	2,840	
April	2,880	
May	2,881	
June	2,881	

QUALITY

	Quantity	Base Number	Contract	AT	Region	England
% of FP17s for the same patient ID Re-attending within 3 months - Children	68	736	9.2%	10.2%	11.8%	12.0%
% of FP17s for the same patient ID Re-attending within 3 months - Adults	135	582	23.2%	13.4%	15.3%	15.9%
% of FP17s for the same patient ID Re-attending between 3 & 9 months - Children	455	736	61.8%	59.6%	59.1%	58.0%
% of FP17s for the same patient ID Re-attending between 3 & 9 months - Adults	308	582	52.9%	54.5%	51.5%	50.5%
% of FP17s for Band 1 Urgent Courses	92	1,291	7.1%	7.2%	8.0%	9.0%
% of FP17s Relating to Free Repair or Replacements	0	1,291	0.0%	0.9%	0.8%	0.8%
% of FP17s Relating to Continuations	0	1,291	0.0%	1.2%	1.1%	1.1%
% of Patients satisfied with the dentistry they have received	0	0	N/A	91.5%	91.6%	91.5%
% of Patients satisfied with the time they had to wait for an appointment	0	0	N/A	89.7%	88.3%	87.9%

* This is based on patients treated on this contract for their most recent course of treatment. Figures in italics indicate the base number of FP17s or Patient Questionnaire responses are less than 100. N/A is shown where the base number of responses is less than 10 during the period. % is calculated as Quantity/Base number*100

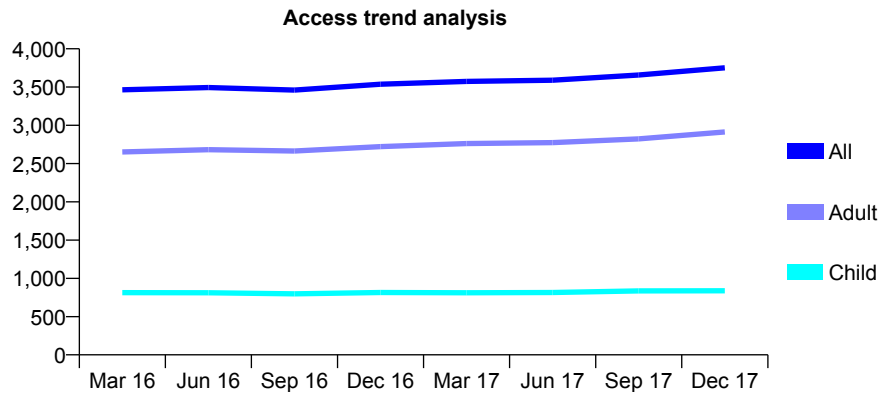
Q60 - Vital Signs At a Glance Contract Report for 133272/0001 - December 2017

Name or company name	Pall Mall Dental Limited
Contract type name	GDS Contract
Purpose of contract	General
Contract start date	01/07/2008
Contract end date	

17/18 Contracted general activity (UDA)	12,793
Carry forward general activity (UDA)	40
17/18 Contracted orthodontic activity (UOA)	0
Carry forward orthodontic activity (UOA)	0
Baseline contract value	£350,567.07

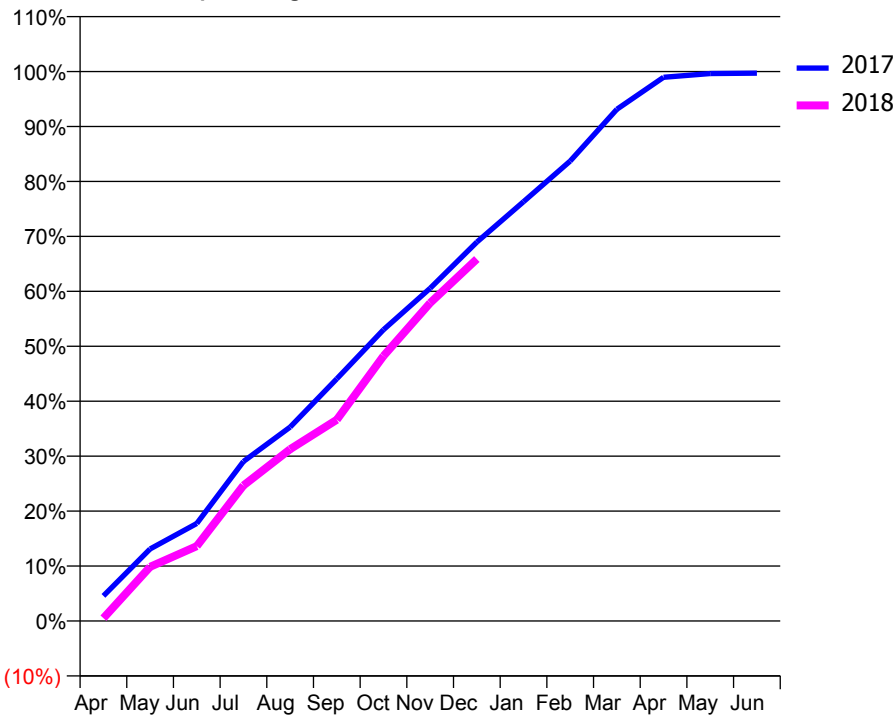
ACCESS*

Patients seen in 24 months	Total	Change since previous quarter
Quarter ending December 2016	3,537	
Quarter ending March 2017	3,574	→
Quarter ending June 2017	3,589	→
Quarter ending September 2017	3,658	→
Quarter ending December 2017	3,751	↑
Variance since December 2016	6.1%	↑



ACTIVITY

Cumulative percentage of contracted UDA delivered 2017 & 2018



Month	Adjusted Scheduled Activity (UDA)	
	2017	2018
April	585	68
May	1,679	1,261
June	2,272	1,742
July	3,715	3,157
August	4,514	3,999
September	5,638	4,686
October	6,782	6,172
November	7,748	7,405
December	8,820	8,428
January	9,763	
February	10,710	
March	11,915	
April	12,660	
May	12,745	
June	12,754	

QUALITY

	Quantity	Base Number	Contract	AT	Region	England
% of FP17s for the same patient ID Re-attending within 3 months - Children	73	964	7.6%	10.2%	11.8%	12.0%
% of FP17s for the same patient ID Re-attending within 3 months - Adults	525	3,067	17.1%	13.4%	15.3%	15.9%
% of FP17s for the same patient ID Re-attending between 3 & 9 months - Children	617	964	64.0%	59.6%	59.1%	58.0%
% of FP17s for the same patient ID Re-attending between 3 & 9 months - Adults	1,677	3,067	54.7%	54.5%	51.5%	50.5%
% of FP17s for Band 1 Urgent Courses	494	3,692	13.4%	7.2%	8.0%	9.0%
% of FP17s Relating to Free Repair or Replacements	25	3,692	0.7%	0.9%	0.8%	0.8%
% of FP17s Relating to Continuations	54	3,692	1.5%	1.2%	1.1%	1.1%
% of Patients satisfied with the dentistry they have received	7	7	N/A	91.5%	91.6%	91.5%
% of Patients satisfied with the time they had to wait for an appointment	5	7	N/A	89.7%	88.3%	87.9%

* This is based on patients treated on this contract for their most recent course of treatment. Figures in italics indicate the base number of FP17s or Patient Questionnaire responses are less than 100. N/A is shown where the base number of responses is less than 10 during the period. % is calculated as Quantity/Base number*100

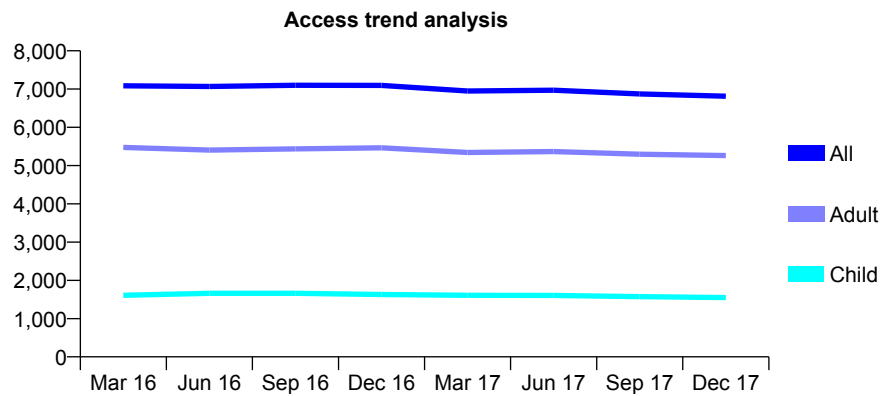
Q60 - Vital Signs At a Glance Contract Report for 133574/0001 - December 2017

Name or company name	The Dividy Road Dental Practice Partnersh
Contract type name	GDS Contract
Purpose of contract	General
Contract start date	22/12/2011
Contract end date	

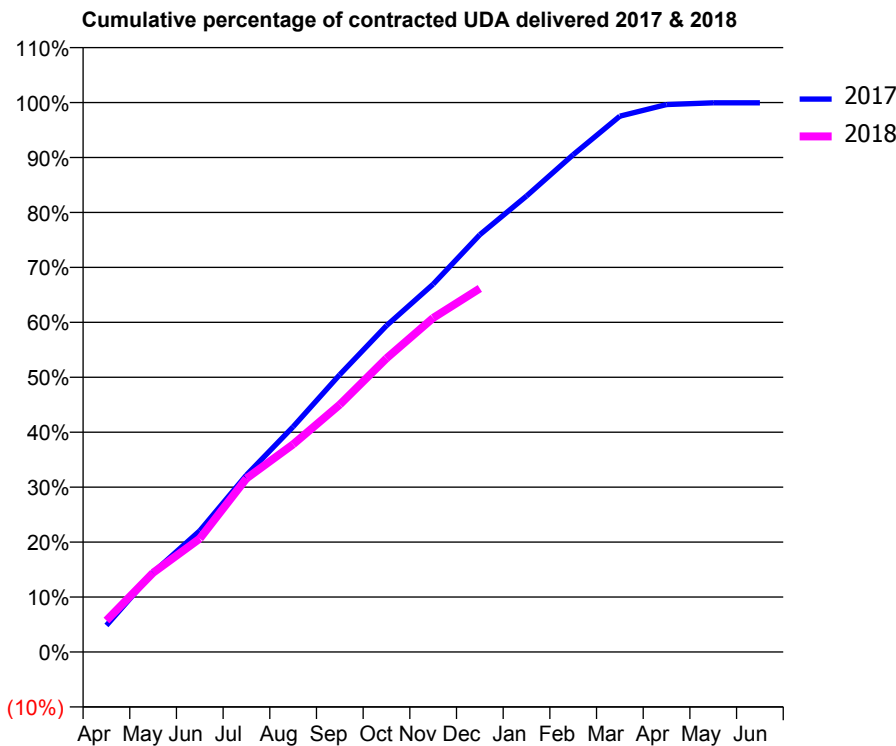
17/18 Contracted general activity (UDA)	20,205
Carry forward general activity (UDA)	9
17/18 Contracted orthodontic activity (UOA)	0
Carry forward orthodontic activity (UOA)	0
Baseline contract value	£501,082.39

ACCESS*

Patients seen in 24 months	Total	Change since previous quarter
Quarter ending December 2016	7,096	
Quarter ending March 2017	6,950	↓
Quarter ending June 2017	6,971	→
Quarter ending September 2017	6,871	↓
Quarter ending December 2017	6,812	→
Variance since December 2016	(4.0%)	↓



ACTIVITY



Month	Adjusted Scheduled Activity (UDA)	
	2017	2018
April	977	1,161
May	2,926	2,917
June	4,460	4,170
July	6,511	6,381
August	8,283	7,639
September	10,199	9,100
October	12,000	10,799
November	13,527	12,284
December	15,345	13,367
January	16,766	
February	18,284	
March	19,702	
April	20,131	
May	20,196	
June	20,196	

QUALITY

	Quantity	Base Number	Contract	AT	Region	England
% of FP17s for the same patient ID Re-attending within 3 months - Children	122	1,602	7.6%	10.2%	11.8%	12.0%
% of FP17s for the same patient ID Re-attending within 3 months - Adults	667	5,168	12.9%	13.4%	15.3%	15.9%
% of FP17s for the same patient ID Re-attending between 3 & 9 months - Children	951	1,602	59.4%	59.6%	59.1%	58.0%
% of FP17s for the same patient ID Re-attending between 3 & 9 months - Adults	2,733	5,168	52.9%	54.5%	51.5%	50.5%
% of FP17s for Band 1 Urgent Courses	560	6,517	8.6%	7.2%	8.0%	9.0%
% of FP17s Relating to Free Repair or Replacements	31	6,517	0.5%	0.9%	0.8%	0.8%
% of FP17s Relating to Continuations	92	6,517	1.4%	1.2%	1.1%	1.1%
% of Patients satisfied with the dentistry they have received	12	13	92.3%	91.5%	91.6%	91.5%
% of Patients satisfied with the time they had to wait for an appointment	10	13	76.9%	89.7%	88.3%	87.9%

* This is based on patients treated on this contract for their most recent course of treatment. Figures in italics indicate the base number of FP17s or Patient Questionnaire responses are less than 100. N/A is shown where the base number of responses is less than 10 during the period. % is calculated as Quantity/Base number*100

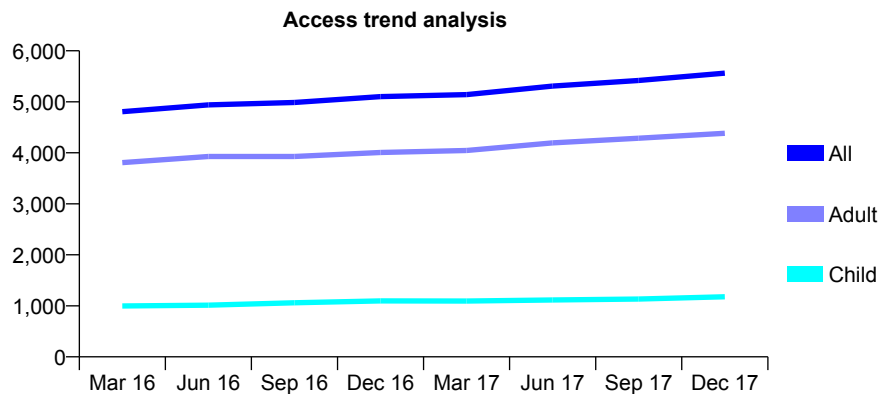
Q60 - Vital Signs At a Glance Contract Report for 136220/0001 - December 2017

Name or company name	Abbey House Dental Practice Limited
Contract type name	GDS Contract
Purpose of contract	General
Contract start date	01/06/2009
Contract end date	

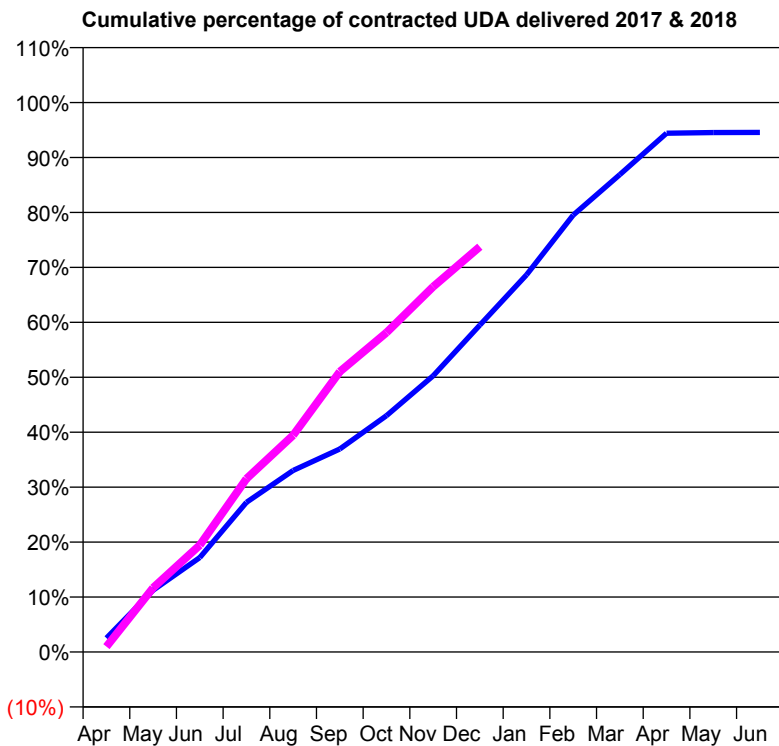
17/18 Contracted general activity (UDA)	12,854
Carry forward general activity (UDA)	406
17/18 Contracted orthodontic activity (UOA)	0
Carry forward orthodontic activity (UOA)	0
Baseline contract value	£304,353.50

ACCESS*

Patients seen in 24 months	Total	Change since previous quarter
Quarter ending December 2016	5,102	
Quarter ending March 2017	5,141	→
Quarter ending June 2017	5,308	↑
Quarter ending September 2017	5,419	↑
Quarter ending December 2017	5,562	↑
Variance since December 2016	9.0%	↑



ACTIVITY



Month	Adjusted Scheduled Activity (UDA)	
	2017	2018
April	325	125
May	1,447	1,502
June	2,211	2,500
July	3,502	4,055
August	4,247	5,070
September	4,750	6,558
October	5,529	7,471
November	6,462	8,545
December	7,648	9,480
January	8,824	
February	10,220	
March	11,167	
April	12,135	
May	12,152	
June	12,155	

QUALITY

	Quantity	Base Number	Contract	AT	Region	England
% of FP17s for the same patient ID Re-attending within 3 months - Children	88	1,276	6.9%	10.2%	11.8%	12.0%
% of FP17s for the same patient ID Re-attending within 3 months - Adults	514	4,248	12.1%	13.4%	15.3%	15.9%
% of FP17s for the same patient ID Re-attending between 3 & 9 months - Children	731	1,276	57.3%	59.6%	59.1%	58.0%
% of FP17s for the same patient ID Re-attending between 3 & 9 months - Adults	1,832	4,248	43.1%	54.5%	51.5%	50.5%
% of FP17s for Band 1 Urgent Courses	366	4,868	7.5%	7.2%	8.0%	9.0%
% of FP17s Relating to Free Repair or Replacements	26	4,868	0.5%	0.9%	0.8%	0.8%
% of FP17s Relating to Continuations	26	4,868	0.5%	1.2%	1.1%	1.1%
% of Patients satisfied with the dentistry they have received	10	10	100.0%	91.5%	91.6%	91.5%
% of Patients satisfied with the time they had to wait for an appointment	10	10	100.0%	89.7%	88.3%	87.9%

* This is based on patients treated on this contract for their most recent course of treatment. Figures in italics indicate the base number of FP17s or Patient Questionnaire responses are less than 100. N/A is shown where the base number of responses is less than 10 during the period. % is calculated as Quantity/Base number*100

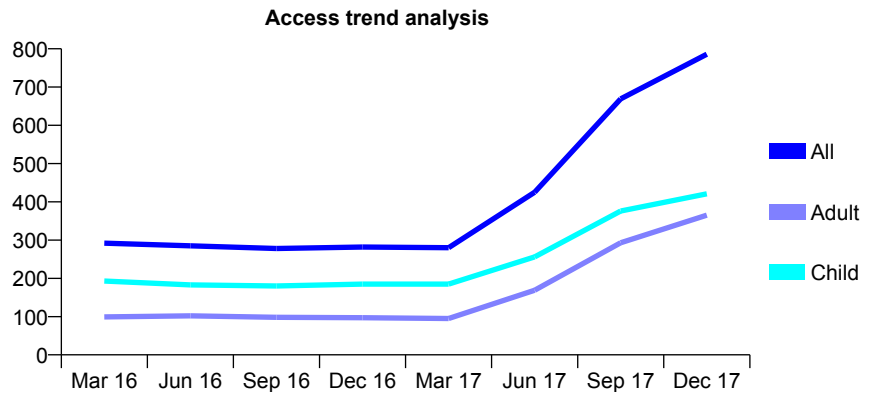
Q60 - Vital Signs At a Glance Contract Report for 136298/0001 - December 2017

Name or company name	MTM Dentistry Ltd
Contract type name	GDS Contract
Purpose of contract	General
Contract start date	01/04/2010
Contract end date	

17/18 Contracted general activity (UDA)	2,503
Carry forward general activity (UDA)	0
17/18 Contracted orthodontic activity (UOA)	0
Carry forward orthodontic activity (UOA)	0
Baseline contract value	£59,121.59

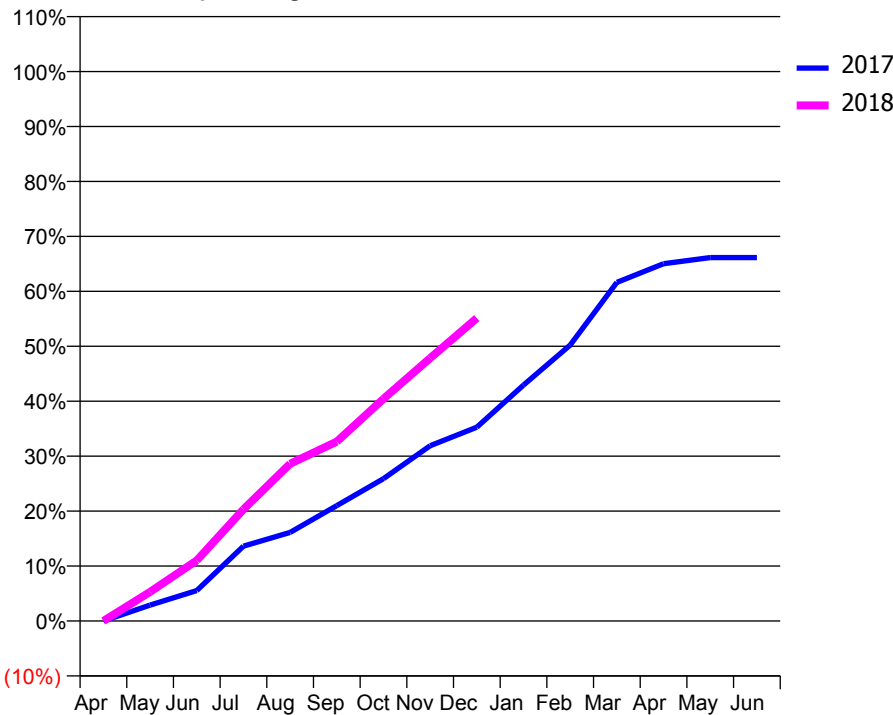
ACCESS*

Patients seen in 24 months	Total	Change since previous quarter
Quarter ending December 2016	282	
Quarter ending March 2017	280	→
Quarter ending June 2017	425	↑
Quarter ending September 2017	669	↑
Quarter ending December 2017	786	↑
Variance since December 2016	178.7%	↑



ACTIVITY

Cumulative percentage of contracted UDA delivered 2017 & 2018



Month	Adjusted Scheduled Activity (UDA)	
	2017	2018
April	0	0
May	23	133
June	44	276
July	109	508
August	129	717
September	168	817
October	207	1,012
November	255	1,197
December	282	1,380
January	344	
February	402	
March	493	
April	520	
May	529	
June	529	

QUALITY

	Quantity	Base Number	Contract	AT	Region	England
% of FP17s for the same patient ID Re-attending within 3 months - Children	27	516	5.2%	10.2%	11.8%	12.0%
% of FP17s for the same patient ID Re-attending within 3 months - Adults	40	434	9.2%	13.4%	15.3%	15.9%
% of FP17s for the same patient ID Re-attending between 3 & 9 months - Children	183	516	35.5%	59.6%	59.1%	58.0%
% of FP17s for the same patient ID Re-attending between 3 & 9 months - Adults	84	434	19.4%	54.5%	51.5%	50.5%
% of FP17s for Band 1 Urgent Courses	53	922	5.7%	7.2%	8.0%	9.0%
% of FP17s Relating to Free Repair or Replacements	0	922	0.0%	0.9%	0.8%	0.8%
% of FP17s Relating to Continuations	4	922	0.4%	1.2%	1.1%	1.1%
% of Patients satisfied with the dentistry they have received	2	2	N/A	91.5%	91.6%	91.5%
% of Patients satisfied with the time they had to wait for an appointment	2	2	N/A	89.7%	88.3%	87.9%

* This is based on patients treated on this contract for their most recent course of treatment. Figures in italics indicate the base number of FP17s or Patient Questionnaire responses are less than 100. N/A is shown where the base number of responses is less than 10 during the period. % is calculated as Quantity/Base number*100

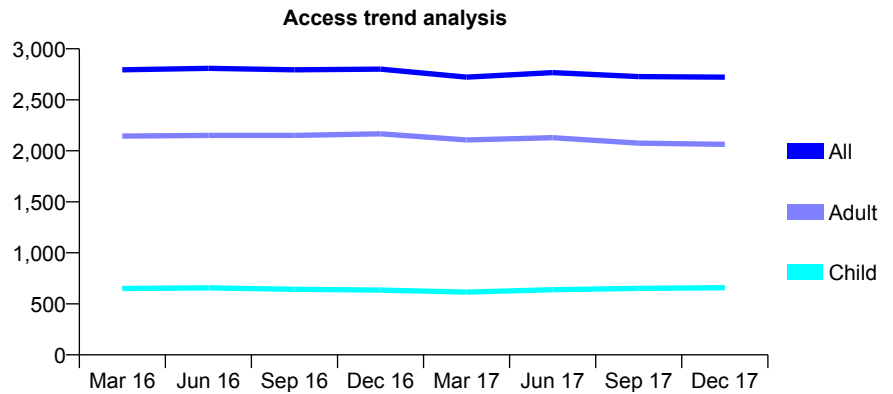
Q60 - Vital Signs At a Glance Contract Report for 138584/0001 - December 2017

Name or company name	SM Dental Care
Contract type name	GDS Contract
Purpose of contract	General
Contract start date	01/04/2014
Contract end date	

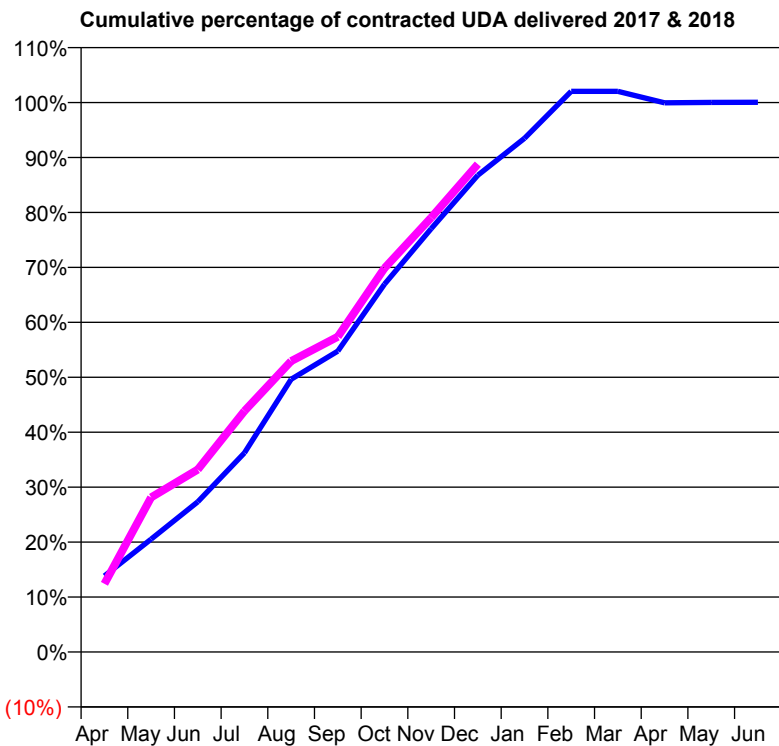
17/18 Contracted general activity (UDA)	6,567
Carry forward general activity (UDA)	-2
17/18 Contracted orthodontic activity (UOA)	0
Carry forward orthodontic activity (UOA)	0
Baseline contract value	£137,527.35

ACCESS*

Patients seen in 24 months	Total	Change since previous quarter
Quarter ending December 2016	2,801	
Quarter ending March 2017	2,722	↓
Quarter ending June 2017	2,767	→
Quarter ending September 2017	2,727	↓
Quarter ending December 2017	2,722	→
Variance since December 2016	(2.8%)	↓



ACTIVITY



Month	Adjusted Scheduled Activity (UDA)	
	2017	2018
April	909	815
May	1,350	1,848
June	1,795	2,181
July	2,381	2,881
August	3,259	3,476
September	3,596	3,767
October	4,396	4,588
November	5,059	5,190
December	5,698	5,830
January	6,139	
February	6,701	
March	6,701	
April	6,563	
May	6,568	
June	6,569	

QUALITY

	Quantity	Base Number	Contract	AT	Region	England
% of FP17s for the same patient ID Re-attending within 3 months - Children	62	817	7.6%	10.2%	11.8%	12.0%
% of FP17s for the same patient ID Re-attending within 3 months - Adults	251	2,503	10.0%	13.4%	15.3%	15.9%
% of FP17s for the same patient ID Re-attending between 3 & 9 months - Children	479	817	58.6%	59.6%	59.1%	58.0%
% of FP17s for the same patient ID Re-attending between 3 & 9 months - Adults	1,630	2,503	65.1%	54.5%	51.5%	50.5%
% of FP17s for Band 1 Urgent Courses	110	2,969	3.7%	7.2%	8.0%	9.0%
% of FP17s Relating to Free Repair or Replacements	8	2,969	0.3%	0.9%	0.8%	0.8%
% of FP17s Relating to Continuations	51	2,969	1.7%	1.2%	1.1%	1.1%
% of Patients satisfied with the dentistry they have received	6	6	N/A	91.5%	91.6%	91.5%
% of Patients satisfied with the time they had to wait for an appointment	6	6	N/A	89.7%	88.3%	87.9%

* This is based on patients treated on this contract for their most recent course of treatment. Figures in italics indicate the base number of FP17s or Patient Questionnaire responses are less than 100. N/A is shown where the base number of responses is less than 10 during the period. % is calculated as Quantity/Base number*100

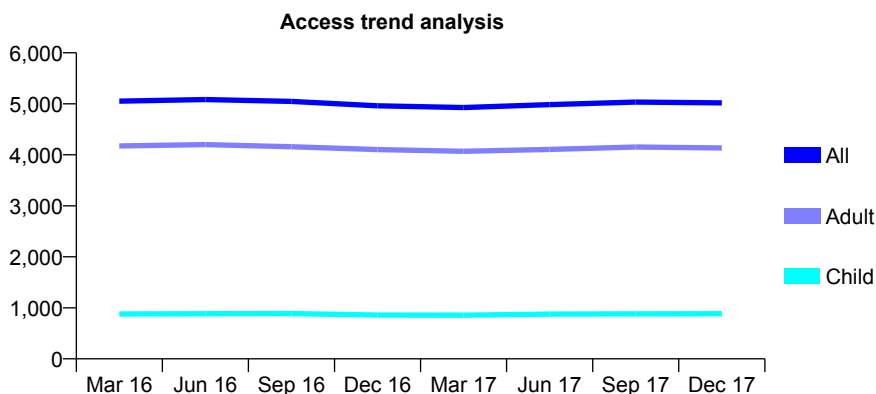
Q60 - Vital Signs At a Glance Contract Report for 138584/0002 - December 2017

Name or company name	SM Dental Care
Contract type name	GDS Contract
Purpose of contract	General
Contract start date	01/04/2014
Contract end date	

17/18 Contracted general activity (UDA)	16,106
Carry forward general activity (UDA)	-44
17/18 Contracted orthodontic activity (UOA)	0
Carry forward orthodontic activity (UOA)	0
Baseline contract value	£304,996.93

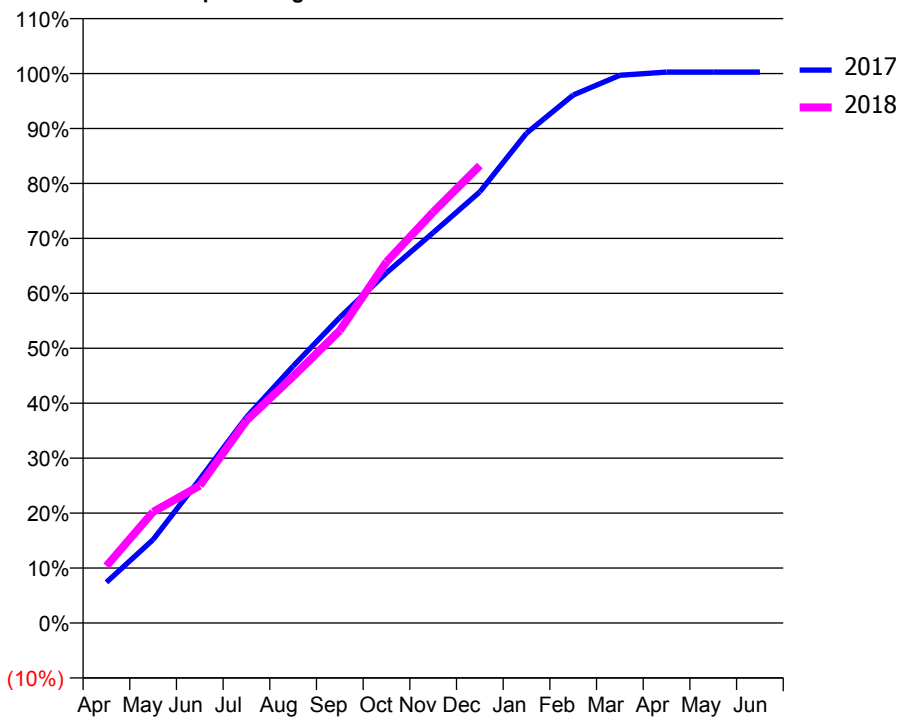
ACCESS*

Patients seen in 24 months	Total	Change since previous quarter
Quarter ending December 2016	4,962	
Quarter ending March 2017	4,926	→
Quarter ending June 2017	4,985	→
Quarter ending September 2017	5,035	→
Quarter ending December 2017	5,019	→
Variance since December 2016	1.1%	→



ACTIVITY

Cumulative percentage of contracted UDA delivered 2017 & 2018



Month	Adjusted Scheduled Activity (UDA)	
	2017	2018
April	1,195	1,672
May	2,446	3,258
June	4,216	4,029
July	6,032	5,934
August	7,528	7,230
September	8,957	8,573
October	10,265	10,586
November	11,442	12,045
December	12,640	13,406
January	14,358	
February	15,474	
March	16,053	
April	16,149	
May	16,149	
June	16,150	

QUALITY

	Quantity	Base Number	Contract	AT	Region	England
% of FP17s for the same patient ID Re-attending within 3 months - Children	70	1,169	6.0%	10.2%	11.8%	12.0%
% of FP17s for the same patient ID Re-attending within 3 months - Adults	711	5,276	13.5%	13.4%	15.3%	15.9%
% of FP17s for the same patient ID Re-attending between 3 & 9 months - Children	794	1,169	67.9%	59.6%	59.1%	58.0%
% of FP17s for the same patient ID Re-attending between 3 & 9 months - Adults	3,320	5,276	62.9%	54.5%	51.5%	50.5%
% of FP17s for Band 1 Urgent Courses	259	6,423	4.0%	7.2%	8.0%	9.0%
% of FP17s Relating to Free Repair or Replacements	46	6,423	0.7%	0.9%	0.8%	0.8%
% of FP17s Relating to Continuations	213	6,423	3.3%	1.2%	1.1%	1.1%
% of Patients satisfied with the dentistry they have received	5	5	N/A	91.5%	91.6%	91.5%
% of Patients satisfied with the time they had to wait for an appointment	5	5	N/A	89.7%	88.3%	87.9%

* This is based on patients treated on this contract for their most recent course of treatment. Figures in italics indicate the base number of FP17s or Patient Questionnaire responses are less than 100. N/A is shown where the base number of responses is less than 10 during the period. % is calculated as Quantity/Base number*100

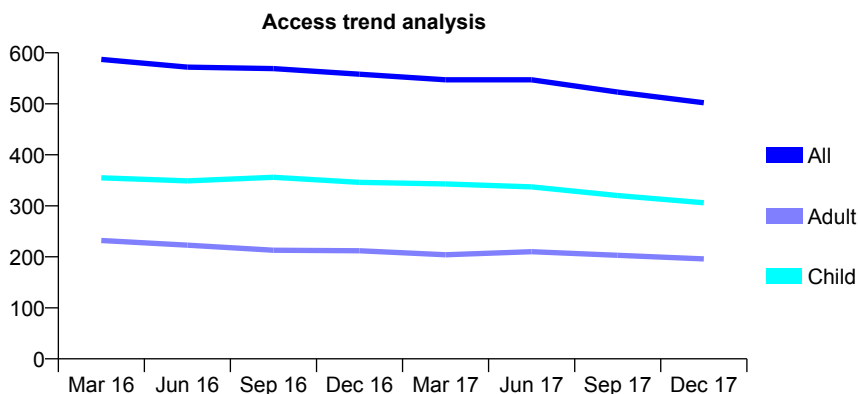
Q60 - Vital Signs At a Glance Contract Report for 139769/0001 - December 2017

Name or company name	Winchester House Dental Practice
Contract type name	GDS Contract
Purpose of contract	General
Contract start date	01/01/2009
Contract end date	

17/18 Contracted general activity (UDA)	1,200
Carry forward general activity (UDA)	0
17/18 Contracted orthodontic activity (UOA)	0
Carry forward orthodontic activity (UOA)	0
Baseline contract value	£28,098.69

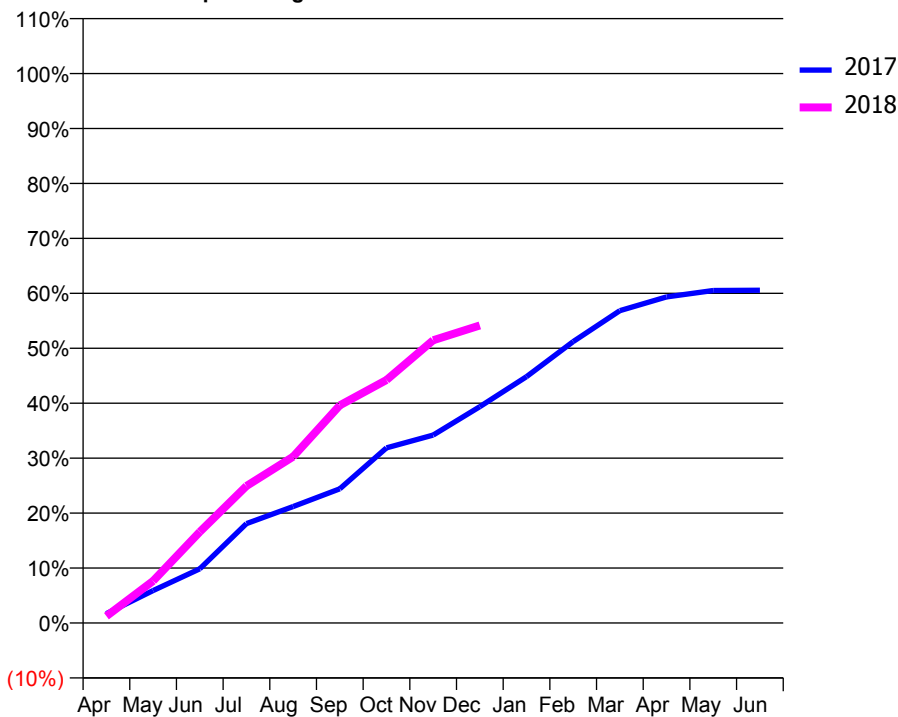
ACCESS*

Patients seen in 24 months	Total	Change since previous quarter
Quarter ending December 2016	558	
Quarter ending March 2017	547	↓
Quarter ending June 2017	547	→
Quarter ending September 2017	523	↓
Quarter ending December 2017	502	↓
Variance since December 2016	(10.0%)	↓



ACTIVITY

Cumulative percentage of contracted UDA delivered 2017 & 2018



Adjusted Scheduled Activity (UDA)

Month	2017	2018
April	31	15
May	106	92
June	177	199
July	326	299
August	382	363
September	440	475
October	574	531
November	616	618
December	709	650
January	807	
February	922	
March	1,023	
April	1,068	
May	1,089	
June	1,090	

QUALITY

	Quantity	Base Number	Contract	AT	Region	England
% of FP17s for the same patient ID Re-attending within 3 months - Children	25	347	7.2%	10.2%	11.8%	12.0%
% of FP17s for the same patient ID Re-attending within 3 months - Adults	16	122	13.1%	13.4%	15.3%	15.9%
% of FP17s for the same patient ID Re-attending between 3 & 9 months - Children	213	347	61.4%	59.6%	59.1%	58.0%
% of FP17s for the same patient ID Re-attending between 3 & 9 months - Adults	65	122	53.3%	54.5%	51.5%	50.5%
% of FP17s for Band 1 Urgent Courses	4	432	0.9%	7.2%	8.0%	9.0%
% of FP17s Relating to Free Repair or Replacements	0	432	0.0%	0.9%	0.8%	0.8%
% of FP17s Relating to Continuations	5	432	1.2%	1.2%	1.1%	1.1%
% of Patients satisfied with the dentistry they have received	8	9	N/A	91.5%	91.6%	91.5%
% of Patients satisfied with the time they had to wait for an appointment	7	9	N/A	89.7%	88.3%	87.9%

* This is based on patients treated on this contract for their most recent course of treatment. Figures in italics indicate the base number of FP17s or Patient Questionnaire responses are less than 100. N/A is shown where the base number of responses is less than 10 during the period. % is calculated as Quantity/Base number*100

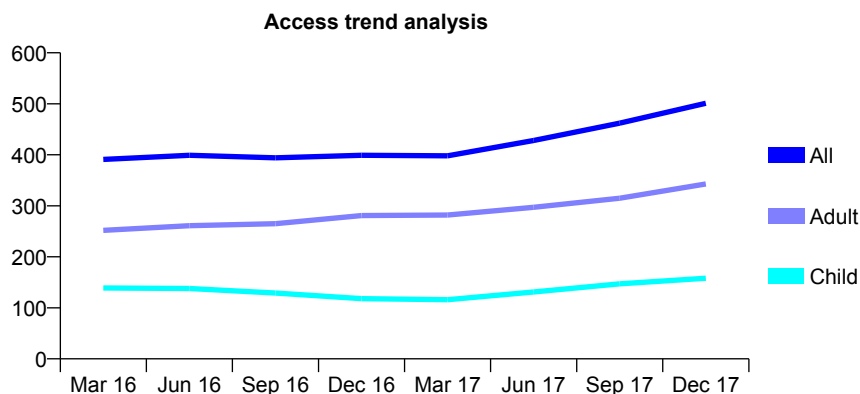
Q60 - Vital Signs At a Glance Contract Report for 139858/0001 - December 2017

Name or company name	SpaDental Whitchurch LLP
Contract type name	GDS Contract
Purpose of contract	General
Contract start date	01/10/2015
Contract end date	

17/18 Contracted general activity (UDA)	2,300
Carry forward general activity (UDA)	0
17/18 Contracted orthodontic activity (UOA)	0
Carry forward orthodontic activity (UOA)	0
Baseline contract value	£48,863.16

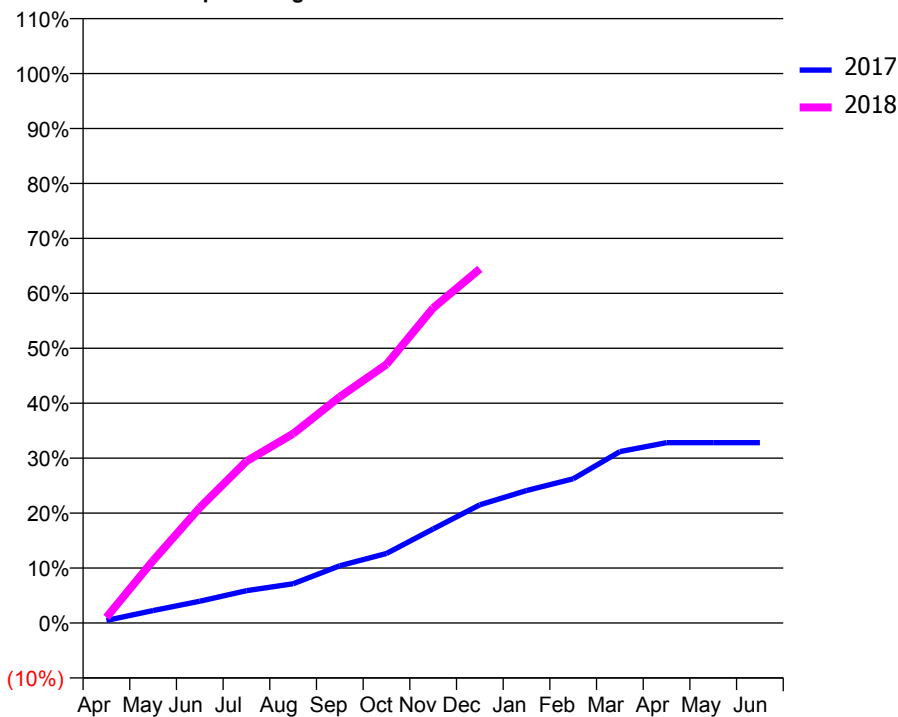
ACCESS*

Patients seen in 24 months	Total	Change since previous quarter
Quarter ending December 2016	399	
Quarter ending March 2017	398	→
Quarter ending June 2017	428	↑
Quarter ending September 2017	462	↑
Quarter ending December 2017	501	↑
Variance since December 2016	25.6%	↑



ACTIVITY

Cumulative percentage of contracted UDA delivered 2017 & 2018



Month	Adjusted Scheduled Activity (UDA)	
	2017	2018
April	11	24
May	52	262
June	91	483
July	135	677
August	164	792
September	240	947
October	291	1,082
November	394	1,319
December	495	1,482
January	554	
February	604	
March	718	
April	755	
May	755	
June	755	

QUALITY

	Quantity	Base Number	Contract	AT	Region	England
% of FP17s for the same patient ID Re-attending within 3 months - Children	14	193	7.3%	10.2%	11.8%	12.0%
% of FP17s for the same patient ID Re-attending within 3 months - Adults	55	427	12.9%	13.4%	15.3%	15.9%
% of FP17s for the same patient ID Re-attending between 3 & 9 months - Children	68	193	35.2%	59.6%	59.1%	58.0%
% of FP17s for the same patient ID Re-attending between 3 & 9 months - Adults	172	427	40.3%	54.5%	51.5%	50.5%
% of FP17s for Band 1 Urgent Courses	50	601	8.3%	7.2%	8.0%	9.0%
% of FP17s Relating to Free Repair or Replacements	3	601	0.5%	0.9%	0.8%	0.8%
% of FP17s Relating to Continuations	14	601	2.3%	1.2%	1.1%	1.1%
% of Patients satisfied with the dentistry they have received	0	0	N/A	91.5%	91.6%	91.5%
% of Patients satisfied with the time they had to wait for an appointment	0	0	N/A	89.7%	88.3%	87.9%

* This is based on patients treated on this contract for their most recent course of treatment. Figures in italics indicate the base number of FP17s or Patient Questionnaire responses are less than 100. N/A is shown where the base number of responses is less than 10 during the period. % is calculated as Quantity/Base number*100

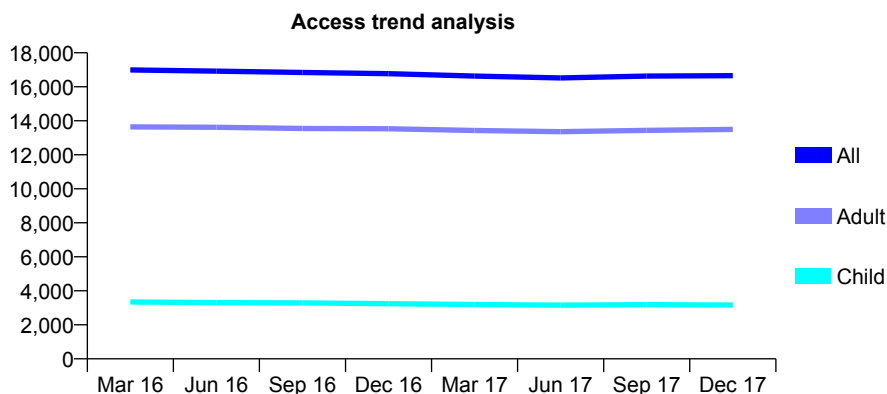
Q60 - Vital Signs At a Glance Contract Report for 139920/0001 - December 2017

Name or company name	Shelton Dental Centre
Contract type name	GDS Contract
Purpose of contract	General and Orthodontic
Contract start date	01/04/2012
Contract end date	

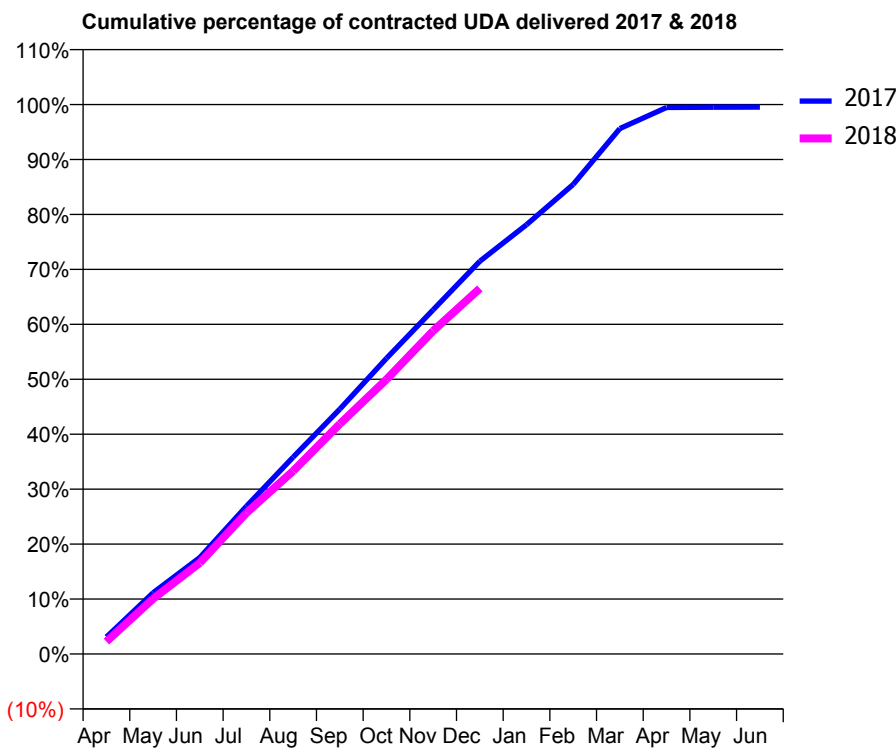
17/18 Contracted general activity (UDA)	47,905
Carry forward general activity (UDA)	225
17/18 Contracted orthodontic activity (UOA)	937
Carry forward orthodontic activity (UOA)	31
Baseline contract value	£1,152,203.95

ACCESS*

Patients seen in 24 months	Total	Change since previous quarter
Quarter ending December 2016	16,776	
Quarter ending March 2017	16,631	→
Quarter ending June 2017	16,522	→
Quarter ending September 2017	16,634	→
Quarter ending December 2017	16,658	→
Variance since December 2016	(0.7%)	→



ACTIVITY



Month	Adjusted Scheduled Activity (UDA)	
	2017	2018
April	1,479	1,091
May	5,341	4,816
June	8,412	7,942
July	12,888	12,302
August	17,164	15,951
September	21,346	20,054
October	25,782	23,942
November	30,010	28,176
December	34,239	31,867
January	37,431	
February	40,933	
March	45,806	
April	47,642	
May	47,666	
June	47,680	

QUALITY

	Quantity	Base Number	Contract	AT	Region	England
% of FP17s for the same patient ID Re-attending within 3 months - Children	301	3,855	7.8%	10.2%	11.8%	12.0%
% of FP17s for the same patient ID Re-attending within 3 months - Adults	1,632	15,749	10.4%	13.4%	15.3%	15.9%
% of FP17s for the same patient ID Re-attending between 3 & 9 months - Children	2,502	3,855	64.9%	59.6%	59.1%	58.0%
% of FP17s for the same patient ID Re-attending between 3 & 9 months - Adults	10,588	15,749	67.2%	54.5%	51.5%	50.5%
% of FP17s for Band 1 Urgent Courses	923	18,503	5.0%	7.2%	8.0%	9.0%
% of FP17s Relating to Free Repair or Replacements	112	18,503	0.6%	0.9%	0.8%	0.8%
% of FP17s Relating to Continuations	284	18,503	1.5%	1.2%	1.1%	1.1%
% of Patients satisfied with the dentistry they have received	32	35	91.4%	91.5%	91.6%	91.5%
% of Patients satisfied with the time they had to wait for an appointment	32	35	91.4%	89.7%	88.3%	87.9%

* This is based on patients treated on this contract for their most recent course of treatment. Figures in italics indicate the base number of FP17s or Patient Questionnaire responses are less than 100. N/A is shown where the base number of responses is less than 10 during the period. % is calculated as Quantity/Base number*100

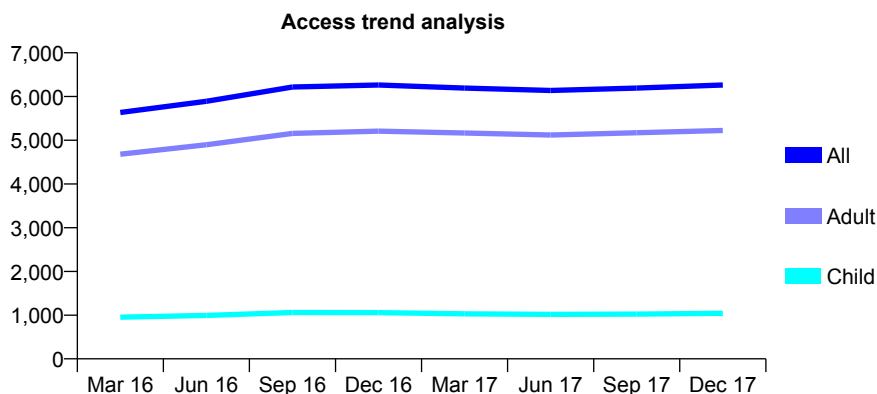
Q60 - Vital Signs At a Glance Contract Report for 140015/0001 - December 2017

Name or company name	Shropshire Dental Limited
Contract type name	GDS Contract
Purpose of contract	General and Orthodontic
Contract start date	01/10/2014
Contract end date	

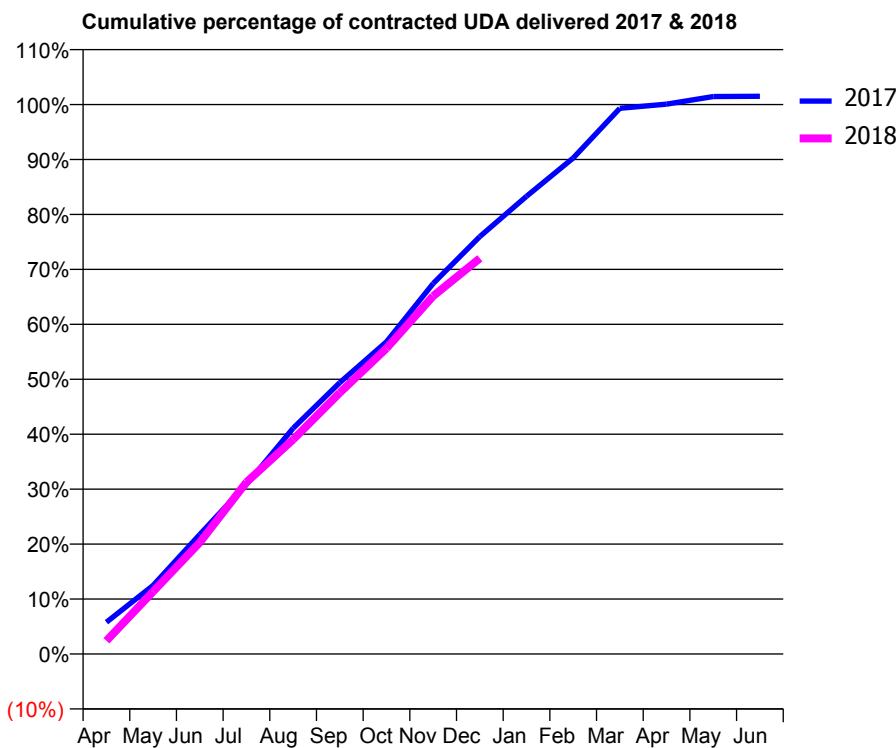
17/18 Contracted general activity (UDA)	15,278
Carry forward general activity (UDA)	0
17/18 Contracted orthodontic activity (UOA)	981
Carry forward orthodontic activity (UOA)	11
Baseline contract value	£440,181.31

ACCESS*

Patients seen in 24 months	Total	Change since previous quarter
Quarter ending December 2016	6,264	
Quarter ending March 2017	6,193	↓
Quarter ending June 2017	6,138	→
Quarter ending September 2017	6,194	→
Quarter ending December 2017	6,263	→
Variance since December 2016	(0.0%)	→



ACTIVITY



Month	Adjusted Scheduled Activity (UDA)	
	2017	2018
April	884	369
May	1,908	1,737
June	3,326	3,101
July	4,719	4,776
August	6,278	5,963
September	7,547	7,266
October	8,680	8,500
November	10,303	9,953
December	11,607	11,002
January	12,725	
February	13,791	
March	15,174	
April	15,289	
May	15,498	
June	15,506	

QUALITY

	Quantity	Base Number	Contract	AT	Region	England
% of FP17s for the same patient ID Re-attending within 3 months - Children	94	1,246	7.5%	10.2%	11.8%	12.0%
% of FP17s for the same patient ID Re-attending within 3 months - Adults	268	5,205	5.1%	13.4%	15.3%	15.9%
% of FP17s for the same patient ID Re-attending between 3 & 9 months - Children	741	1,246	59.5%	59.6%	59.1%	58.0%
% of FP17s for the same patient ID Re-attending between 3 & 9 months - Adults	3,102	5,205	59.6%	54.5%	51.5%	50.5%
% of FP17s for Band 1 Urgent Courses	189	6,141	3.1%	7.2%	8.0%	9.0%
% of FP17s Relating to Free Repair or Replacements	6	6,141	0.1%	0.9%	0.8%	0.8%
% of FP17s Relating to Continuations	4	6,141	0.1%	1.2%	1.1%	1.1%
% of Patients satisfied with the dentistry they have received	56	56	100.0%	91.5%	91.6%	91.5%
% of Patients satisfied with the time they had to wait for an appointment	53	56	94.6%	89.7%	88.3%	87.9%

* This is based on patients treated on this contract for their most recent course of treatment. Figures in italics indicate the base number of FP17s or Patient Questionnaire responses are less than 100. N/A is shown where the base number of responses is less than 10 during the period. % is calculated as Quantity/Base number*100

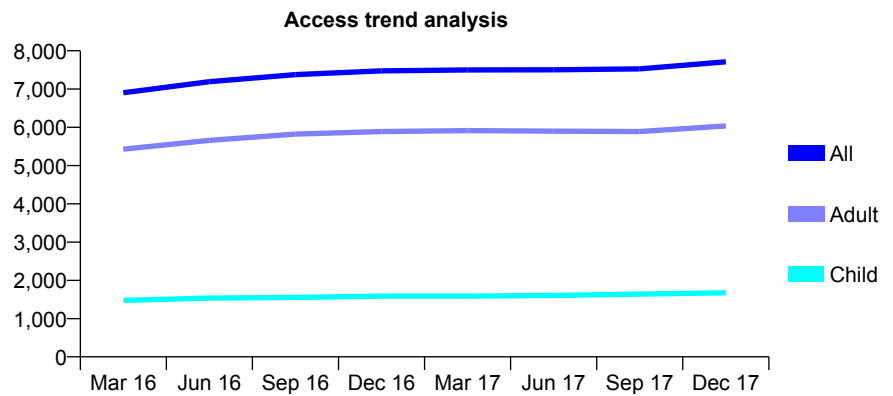
Q60 - Vital Signs At a Glance Contract Report for 140015/0002 - December 2017

Name or company name	Shropshire Dental Limited
Contract type name	GDS Contract
Purpose of contract	General
Contract start date	01/10/2014
Contract end date	

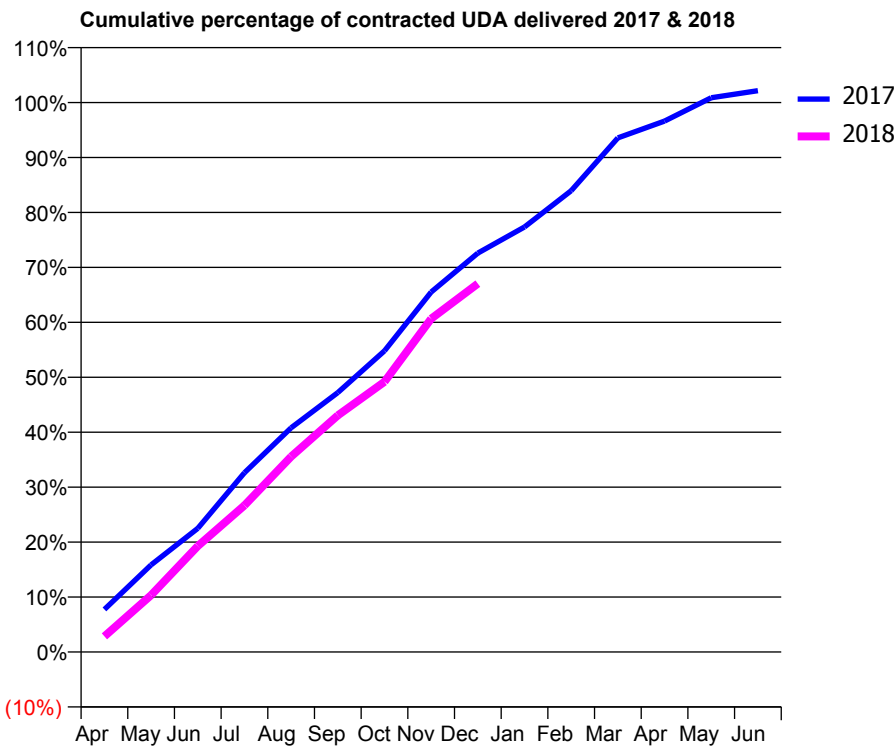
17/18 Contracted general activity (UDA)	18,421
Carry forward general activity (UDA)	-368
17/18 Contracted orthodontic activity (UOA)	0
Carry forward orthodontic activity (UOA)	0
Baseline contract value	£566,644.29

ACCESS*

Patients seen in 24 months	Total	Change since previous quarter
Quarter ending December 2016	7,475	
Quarter ending March 2017	7,501	→
Quarter ending June 2017	7,503	→
Quarter ending September 2017	7,527	→
Quarter ending December 2017	7,712	↑
Variance since December 2016	3.2%	↑



ACTIVITY



Month	Adjusted Scheduled Activity (UDA)	
	2017	2018
April	1,430	523
May	2,923	1,905
June	4,145	3,549
July	6,011	4,917
August	7,518	6,550
September	8,696	7,932
October	10,094	9,058
November	12,067	11,172
December	13,373	12,348
January	14,251	
February	15,463	
March	17,233	
April	17,797	
May	18,579	
June	18,818	

QUALITY

	Quantity	Base Number	Contract	AT	Region	England
% of FP17s for the same patient ID Re-attending within 3 months - Children	41	1,774	2.3%	10.2%	11.8%	12.0%
% of FP17s for the same patient ID Re-attending within 3 months - Adults	318	6,507	4.9%	13.4%	15.3%	15.9%
% of FP17s for the same patient ID Re-attending between 3 & 9 months - Children	1,062	1,774	59.9%	59.6%	59.1%	58.0%
% of FP17s for the same patient ID Re-attending between 3 & 9 months - Adults	4,340	6,507	66.7%	54.5%	51.5%	50.5%
% of FP17s for Band 1 Urgent Courses	164	7,271	2.3%	7.2%	8.0%	9.0%
% of FP17s Relating to Free Repair or Replacements	14	7,271	0.2%	0.9%	0.8%	0.8%
% of FP17s Relating to Continuations	8	7,271	0.1%	1.2%	1.1%	1.1%
% of Patients satisfied with the dentistry they have received	24	27	88.9%	91.5%	91.6%	91.5%
% of Patients satisfied with the time they had to wait for an appointment	24	27	88.9%	89.7%	88.3%	87.9%

* This is based on patients treated on this contract for their most recent course of treatment. Figures in italics indicate the base number of FP17s or Patient Questionnaire responses are less than 100. N/A is shown where the base number of responses is less than 10 during the period. % is calculated as Quantity/Base number*100

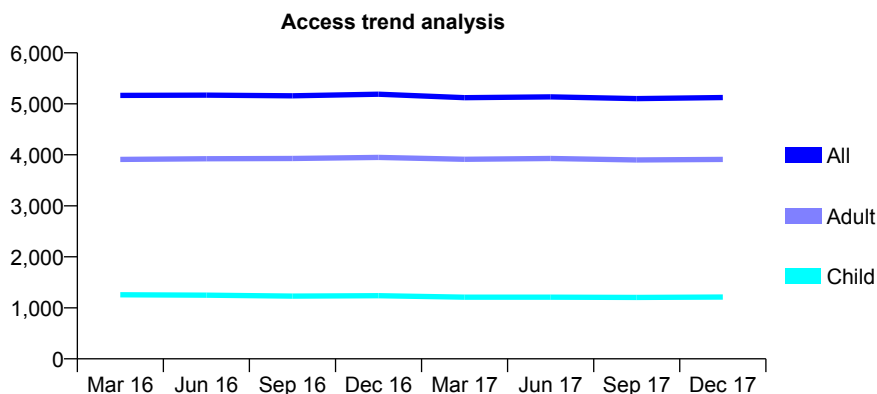
Q60 - Vital Signs At a Glance Contract Report for 140392/0001 - December 2017

Name or company name	Regency House Dental Practice Ltd
Contract type name	GDS Contract
Purpose of contract	General and Orthodontic
Contract start date	01/04/2008
Contract end date	

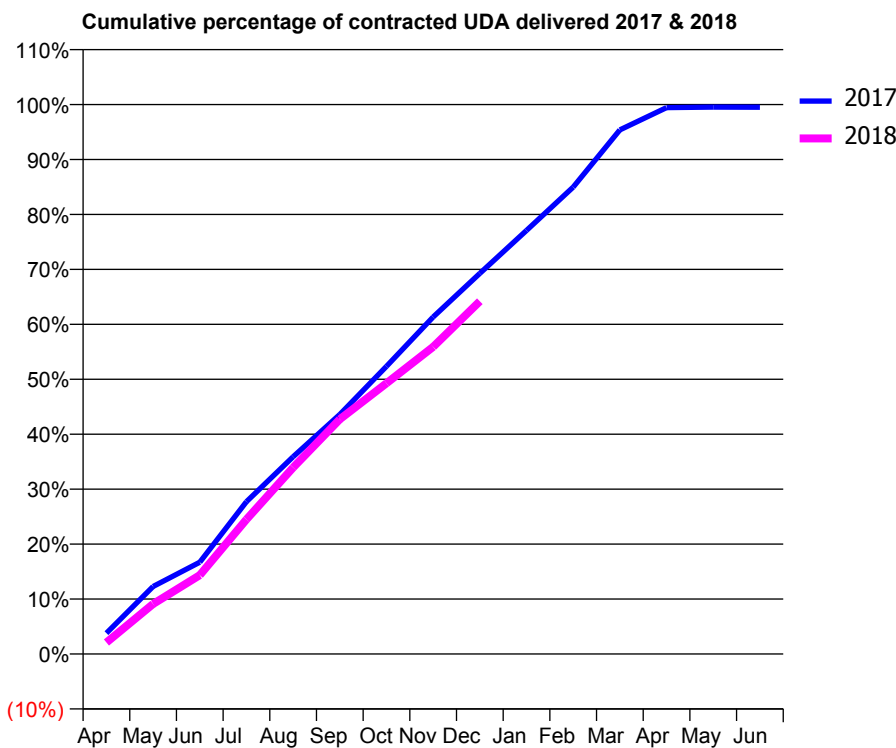
17/18 Contracted general activity (UDA)	14,694
Carry forward general activity (UDA)	71
17/18 Contracted orthodontic activity (UOA)	1,001
Carry forward orthodontic activity (UOA)	411
Baseline contract value	£455,087.13

ACCESS*

Patients seen in 24 months	Total	Change since previous quarter
Quarter ending December 2016	5,187	
Quarter ending March 2017	5,121	↓
Quarter ending June 2017	5,136	→
Quarter ending September 2017	5,103	→
Quarter ending December 2017	5,122	→
Variance since December 2016	(1.3%)	↓



ACTIVITY



Month	Adjusted Scheduled Activity (UDA)	
	2017	2018
April	559	308
May	1,807	1,337
June	2,456	2,108
July	4,075	3,600
August	5,276	4,986
September	6,404	6,276
October	7,693	7,241
November	9,012	8,212
December	10,178	9,434
January	11,328	
February	12,486	
March	14,014	
April	14,611	
May	14,625	
June	14,623	

QUALITY

	Quantity	Base Number	Contract	AT	Region	England
% of FP17s for the same patient ID Re-attending within 3 months - Children	230	1,625	14.2%	10.2%	11.8%	12.0%
% of FP17s for the same patient ID Re-attending within 3 months - Adults	681	4,174	16.3%	13.4%	15.3%	15.9%
% of FP17s for the same patient ID Re-attending between 3 & 9 months - Children	1,007	1,625	62.0%	59.6%	59.1%	58.0%
% of FP17s for the same patient ID Re-attending between 3 & 9 months - Adults	2,121	4,174	50.8%	54.5%	51.5%	50.5%
% of FP17s for Band 1 Urgent Courses	439	5,374	8.2%	7.2%	8.0%	9.0%
% of FP17s Relating to Free Repair or Replacements	84	5,374	1.6%	0.9%	0.8%	0.8%
% of FP17s Relating to Continuations	52	5,374	1.0%	1.2%	1.1%	1.1%
% of Patients satisfied with the dentistry they have received	9	9	N/A	91.5%	91.6%	91.5%
% of Patients satisfied with the time they had to wait for an appointment	8	9	N/A	89.7%	88.3%	87.9%

* This is based on patients treated on this contract for their most recent course of treatment. Figures in italics indicate the base number of FP17s or Patient Questionnaire responses are less than 100. N/A is shown where the base number of responses is less than 10 during the period. % is calculated as Quantity/Base number*100

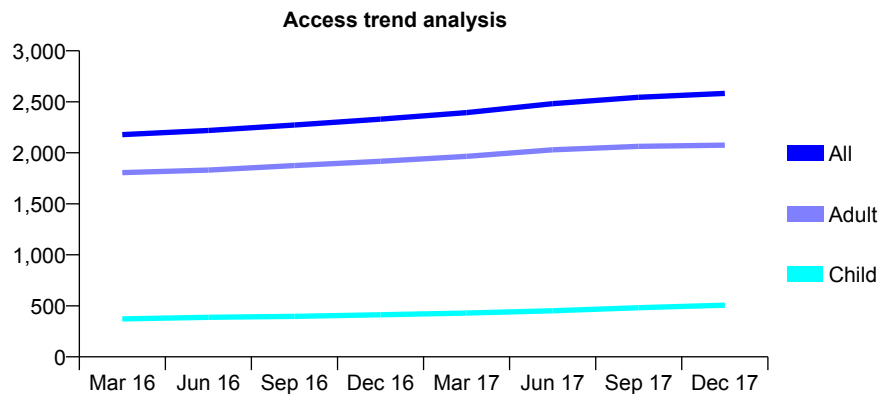
Q60 - Vital Signs At a Glance Contract Report for 140953/0001 - December 2017

Name or company name	Bayston Hill Dental Practice
Contract type name	GDS Contract
Purpose of contract	General
Contract start date	01/07/2013
Contract end date	

17/18 Contracted general activity (UDA)	6,550
Carry forward general activity (UDA)	121
17/18 Contracted orthodontic activity (UOA)	0
Carry forward orthodontic activity (UOA)	0
Baseline contract value	£216,362.88

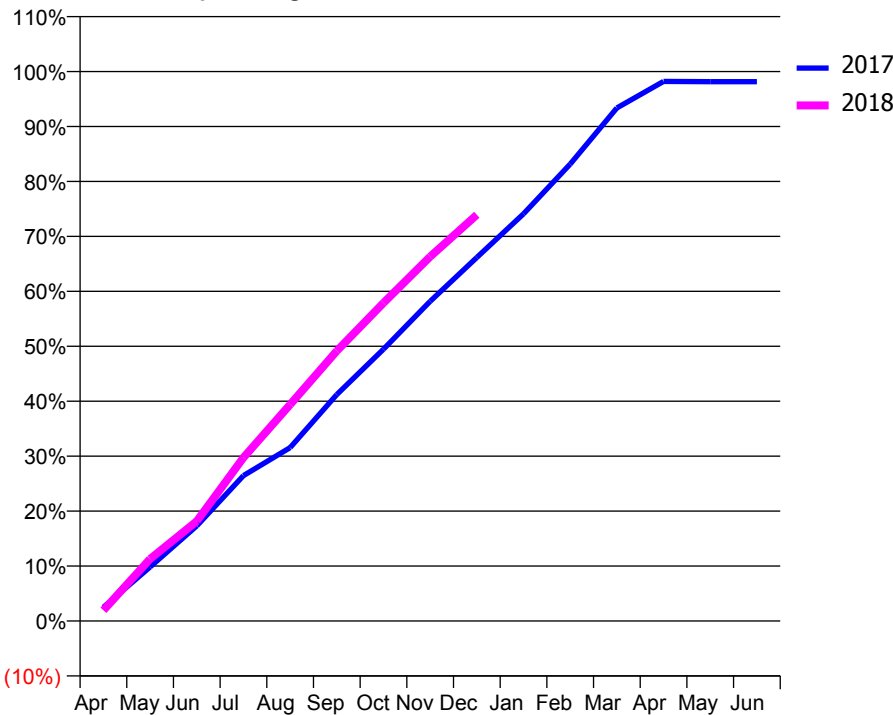
ACCESS*

Patients seen in 24 months	Total	Change since previous quarter
Quarter ending December 2016	2,330	
Quarter ending March 2017	2,394	↑
Quarter ending June 2017	2,482	↑
Quarter ending September 2017	2,545	↑
Quarter ending December 2017	2,582	→
Variance since December 2016	10.8%	↑



ACTIVITY

Cumulative percentage of contracted UDA delivered 2017 & 2018



Month	Adjusted Scheduled Activity (UDA)	
	2017	2018
April	165	128
May	644	740
June	1,135	1,190
July	1,734	1,948
August	2,067	2,581
September	2,699	3,220
October	3,240	3,791
November	3,810	4,343
December	4,333	4,842
January	4,853	
February	5,446	
March	6,116	
April	6,432	
May	6,429	
June	6,429	

QUALITY

	Quantity	Base Number	Contract	AT	Region	England
% of FP17s for the same patient ID Re-attending within 3 months - Children	34	628	5.4%	10.2%	11.8%	12.0%
% of FP17s for the same patient ID Re-attending within 3 months - Adults	227	2,422	9.4%	13.4%	15.3%	15.9%
% of FP17s for the same patient ID Re-attending between 3 & 9 months - Children	407	628	64.8%	59.6%	59.1%	58.0%
% of FP17s for the same patient ID Re-attending between 3 & 9 months - Adults	1,462	2,422	60.4%	54.5%	51.5%	50.5%
% of FP17s for Band 1 Urgent Courses	76	2,924	2.6%	7.2%	8.0%	9.0%
% of FP17s Relating to Free Repair or Replacements	27	2,924	0.9%	0.9%	0.8%	0.8%
% of FP17s Relating to Continuations	21	2,924	0.7%	1.2%	1.1%	1.1%
% of Patients satisfied with the dentistry they have received	3	3	N/A	91.5%	91.6%	91.5%
% of Patients satisfied with the time they had to wait for an appointment	3	3	N/A	89.7%	88.3%	87.9%

* This is based on patients treated on this contract for their most recent course of treatment. Figures in italics indicate the base number of FP17s or Patient Questionnaire responses are less than 100. N/A is shown where the base number of responses is less than 10 during the period. % is calculated as Quantity/Base number*100

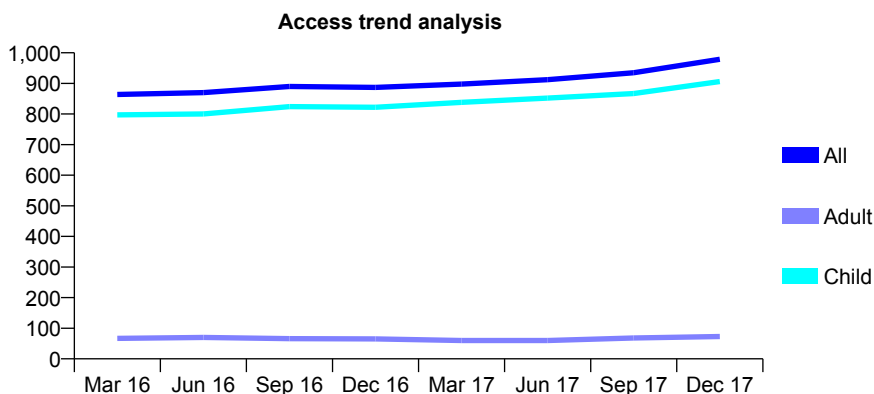
Q60 - Vital Signs At a Glance Contract Report for 141585/0001 - December 2017

Name or company name	Shifnal Dental Practice
Contract type name	GDS Contract
Purpose of contract	General
Contract start date	01/06/2008
Contract end date	

17/18 Contracted general activity (UDA)	2,010
Carry forward general activity (UDA)	70
17/18 Contracted orthodontic activity (UOA)	0
Carry forward orthodontic activity (UOA)	0
Baseline contract value	£42,210.41

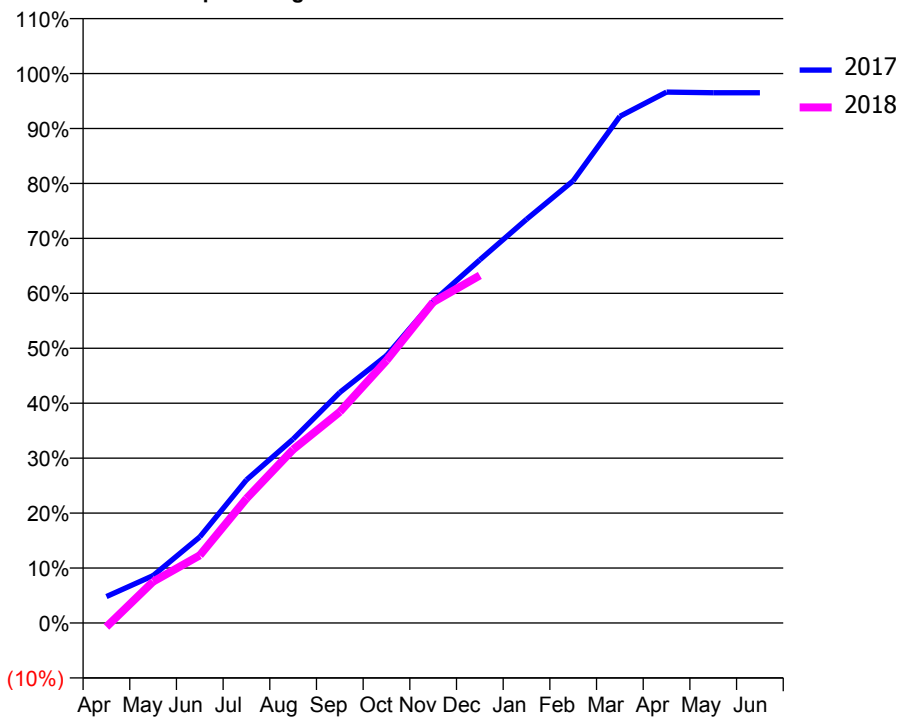
ACCESS*

Patients seen in 24 months	Total	Change since previous quarter
Quarter ending December 2016	887	
Quarter ending March 2017	898	→
Quarter ending June 2017	912	→
Quarter ending September 2017	935	↑
Quarter ending December 2017	979	↑
Variance since December 2016	10.4%	↑



ACTIVITY

Cumulative percentage of contracted UDA delivered 2017 & 2018



Month	Adjusted Scheduled Activity (UDA)	
	2017	2018
April	97	-15
May	173	151
June	315	248
July	524	455
August	673	635
September	844	772
October	978	960
November	1,177	1,174
December	1,329	1,271
January	1,477	
February	1,618	
March	1,853	
April	1,942	
May	1,940	
June	1,940	

QUALITY

	Quantity	Base Number	Contract	AT	Region	England
% of FP17s for the same patient ID Re-attending within 3 months - Children	112	1,118	10.0%	10.2%	11.8%	12.0%
% of FP17s for the same patient ID Re-attending within 3 months - Adults	0	1	0.0%	13.4%	15.3%	15.9%
% of FP17s for the same patient ID Re-attending between 3 & 9 months - Children	683	1,118	61.1%	59.6%	59.1%	58.0%
% of FP17s for the same patient ID Re-attending between 3 & 9 months - Adults	1	1	100.0%	54.5%	51.5%	50.5%
% of FP17s for Band 1 Urgent Courses	47	1,054	4.5%	7.2%	8.0%	9.0%
% of FP17s Relating to Free Repair or Replacements	4	1,054	0.4%	0.9%	0.8%	0.8%
% of FP17s Relating to Continuations	0	1,054	0.0%	1.2%	1.1%	1.1%
% of Patients satisfied with the dentistry they have received	3	3	N/A	91.5%	91.6%	91.5%
% of Patients satisfied with the time they had to wait for an appointment	3	3	N/A	89.7%	88.3%	87.9%

* This is based on patients treated on this contract for their most recent course of treatment. Figures in italics indicate the base number of FP17s or Patient Questionnaire responses are less than 100. N/A is shown where the base number of responses is less than 10 during the period. % is calculated as Quantity/Base number*100

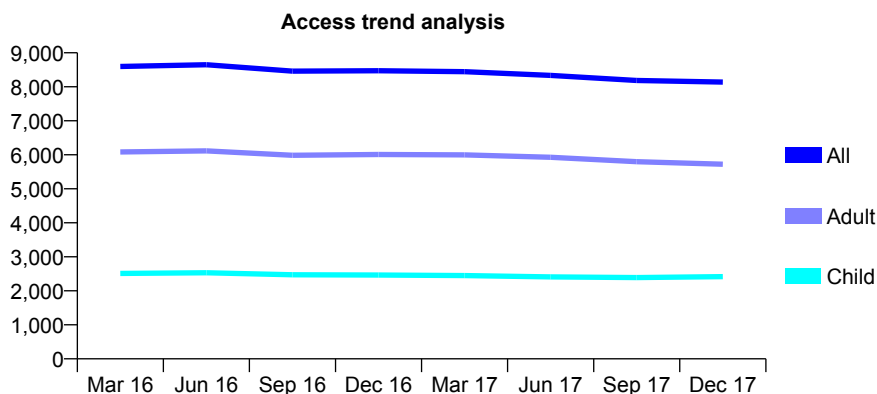
Q60 - Vital Signs At a Glance Contract Report for 142425/0001 - December 2017

Name or company name	Waterloo Dental Practice
Contract type name	GDS Contract
Purpose of contract	General
Contract start date	01/04/2013
Contract end date	

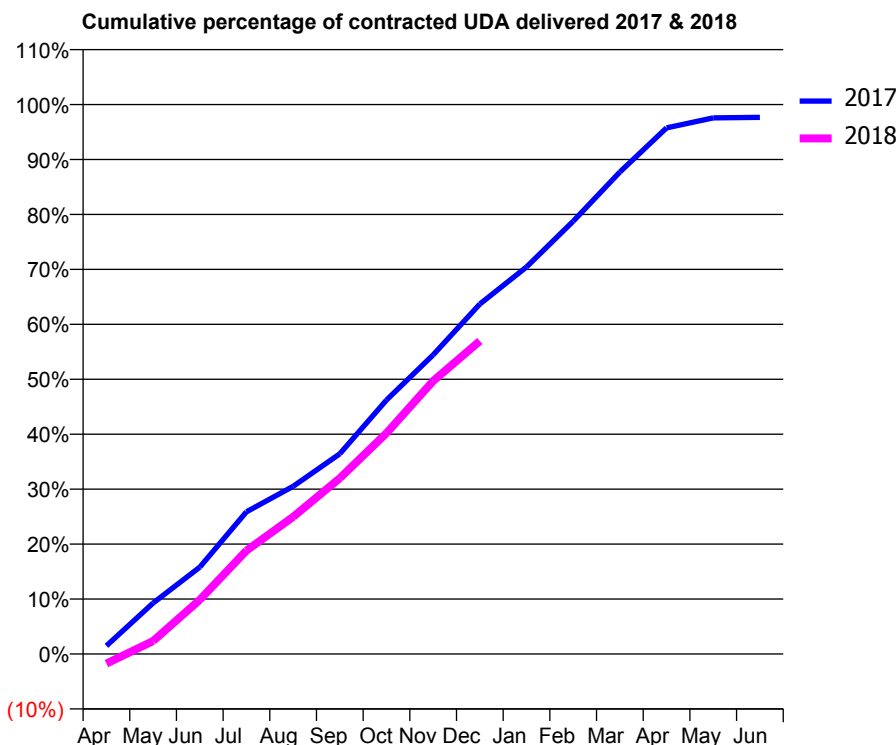
17/18 Contracted general activity (UDA)	25,316
Carry forward general activity (UDA)	594
17/18 Contracted orthodontic activity (UOA)	0
Carry forward orthodontic activity (UOA)	0
Baseline contract value	£702,876.09

ACCESS*

Patients seen in 24 months	Total	Change since previous quarter
Quarter ending December 2016	8,474	
Quarter ending March 2017	8,447	→
Quarter ending June 2017	8,335	↓
Quarter ending September 2017	8,188	↓
Quarter ending December 2017	8,140	→
Variance since December 2016	(3.9%)	↓



ACTIVITY



Month	Adjusted Scheduled Activity (UDA)	
	2017	2018
April	379	-448
May	2,348	602
June	4,004	2,499
July	6,549	4,762
August	7,726	6,317
September	9,224	8,100
October	11,698	10,174
November	13,781	12,577
December	16,122	14,423
January	17,829	
February	19,938	
March	22,204	
April	24,239	
May	24,699	
June	24,722	

QUALITY

	Quantity	Base Number	Contract	AT	Region	England
% of FP17s for the same patient ID Re-attending within 3 months - Children	145	2,293	6.3%	10.2%	11.8%	12.0%
% of FP17s for the same patient ID Re-attending within 3 months - Adults	786	5,930	13.3%	13.4%	15.3%	15.9%
% of FP17s for the same patient ID Re-attending between 3 & 9 months - Children	1,282	2,293	55.9%	59.6%	59.1%	58.0%
% of FP17s for the same patient ID Re-attending between 3 & 9 months - Adults	3,634	5,930	61.3%	54.5%	51.5%	50.5%
% of FP17s for Band 1 Urgent Courses	244	7,250	3.4%	7.2%	8.0%	9.0%
% of FP17s Relating to Free Repair or Replacements	72	7,250	1.0%	0.9%	0.8%	0.8%
% of FP17s Relating to Continuations	157	7,250	2.2%	1.2%	1.1%	1.1%
% of Patients satisfied with the dentistry they have received	14	14	100.0%	91.5%	91.6%	91.5%
% of Patients satisfied with the time they had to wait for an appointment	14	14	100.0%	89.7%	88.3%	87.9%

* This is based on patients treated on this contract for their most recent course of treatment. Figures in italics indicate the base number of FP17s or Patient Questionnaire responses are less than 100. N/A is shown where the base number of responses is less than 10 during the period. % is calculated as Quantity/Base number*100

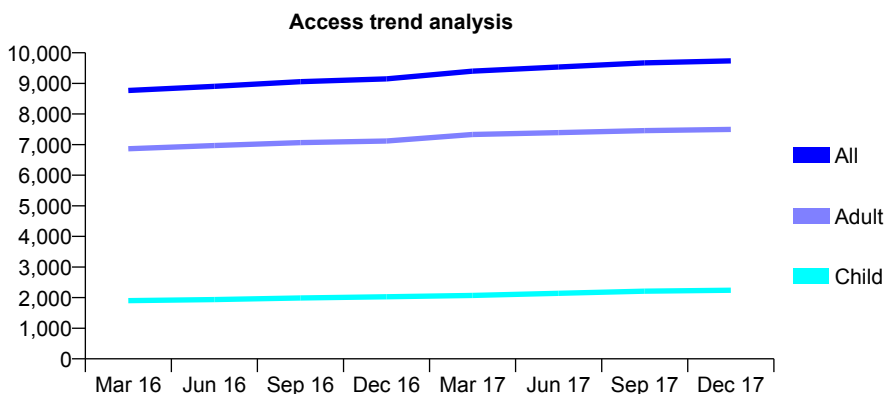
Q60 - Vital Signs At a Glance Contract Report for 143049/0001 - December 2017

Name or company name	Stirchley Dental Practice
Contract type name	GDS Contract
Purpose of contract	General
Contract start date	01/04/2008
Contract end date	

17/18 Contracted general activity (UDA)	41,071
Carry forward general activity (UDA)	0
17/18 Contracted orthodontic activity (UOA)	0
Carry forward orthodontic activity (UOA)	0
Baseline contract value	£1,165,451.80

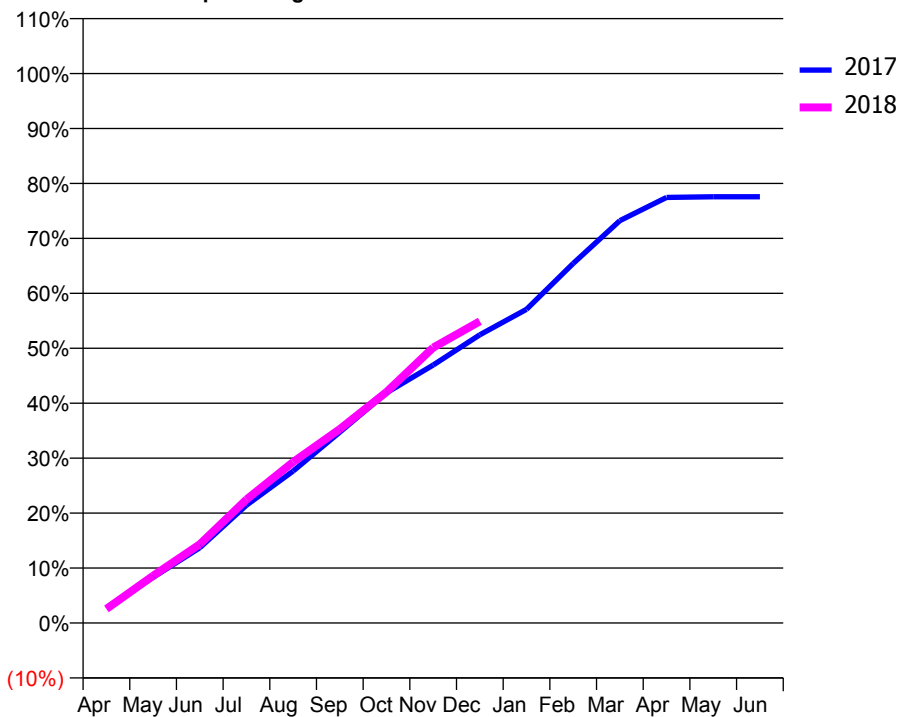
ACCESS*

Patients seen in 24 months	Total	Change since previous quarter
Quarter ending December 2016	9,146	
Quarter ending March 2017	9,402	↑
Quarter ending June 2017	9,534	→
Quarter ending September 2017	9,669	→
Quarter ending December 2017	9,737	→
Variance since December 2016	6.5%	↑



ACTIVITY

Cumulative percentage of contracted UDA delivered 2017 & 2018



Month	Adjusted Scheduled Activity (UDA)	
	2017	2018
April	1,149	1,048
May	3,412	3,532
June	5,622	5,882
July	8,805	9,231
August	11,361	12,037
September	14,265	14,500
October	17,203	17,268
November	19,278	20,590
December	21,544	22,552
January	23,447	
February	26,877	
March	30,072	
April	31,809	
May	31,859	
June	31,863	

QUALITY

	Quantity	Base Number	Contract	AT	Region	England
% of FP17s for the same patient ID Re-attending within 3 months - Children	181	2,624	6.9%	10.2%	11.8%	12.0%
% of FP17s for the same patient ID Re-attending within 3 months - Adults	1,421	8,738	16.3%	13.4%	15.3%	15.9%
% of FP17s for the same patient ID Re-attending between 3 & 9 months - Children	1,488	2,624	56.7%	59.6%	59.1%	58.0%
% of FP17s for the same patient ID Re-attending between 3 & 9 months - Adults	4,865	8,738	55.7%	54.5%	51.5%	50.5%
% of FP17s for Band 1 Urgent Courses	947	10,576	9.0%	7.2%	8.0%	9.0%
% of FP17s Relating to Free Repair or Replacements	212	10,576	2.0%	0.9%	0.8%	0.8%
% of FP17s Relating to Continuations	153	10,576	1.4%	1.2%	1.1%	1.1%
% of Patients satisfied with the dentistry they have received	14	17	82.4%	91.5%	91.6%	91.5%
% of Patients satisfied with the time they had to wait for an appointment	11	17	64.7%	89.7%	88.3%	87.9%

* This is based on patients treated on this contract for their most recent course of treatment. Figures in italics indicate the base number of FP17s or Patient Questionnaire responses are less than 100. N/A is shown where the base number of responses is less than 10 during the period. % is calculated as Quantity/Base number*100

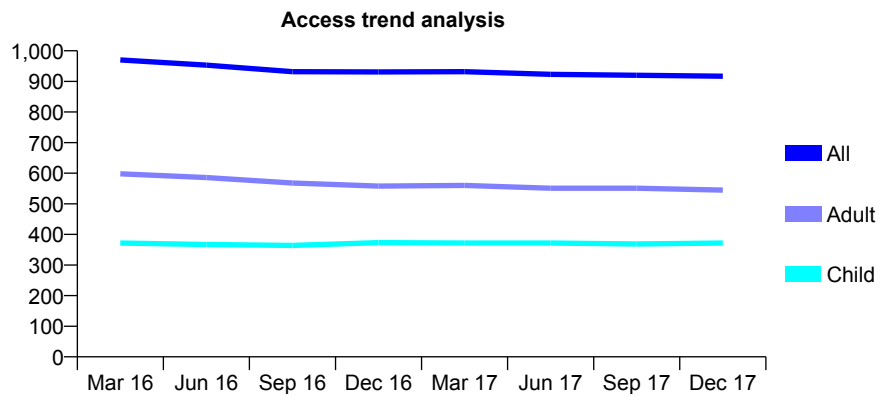
Q60 - Vital Signs At a Glance Contract Report for 144991/0001 - December 2017

Name or company name	Sue Meredith / Aquil Rajabali
Contract type name	GDS Contract
Purpose of contract	General
Contract start date	01/04/2013
Contract end date	

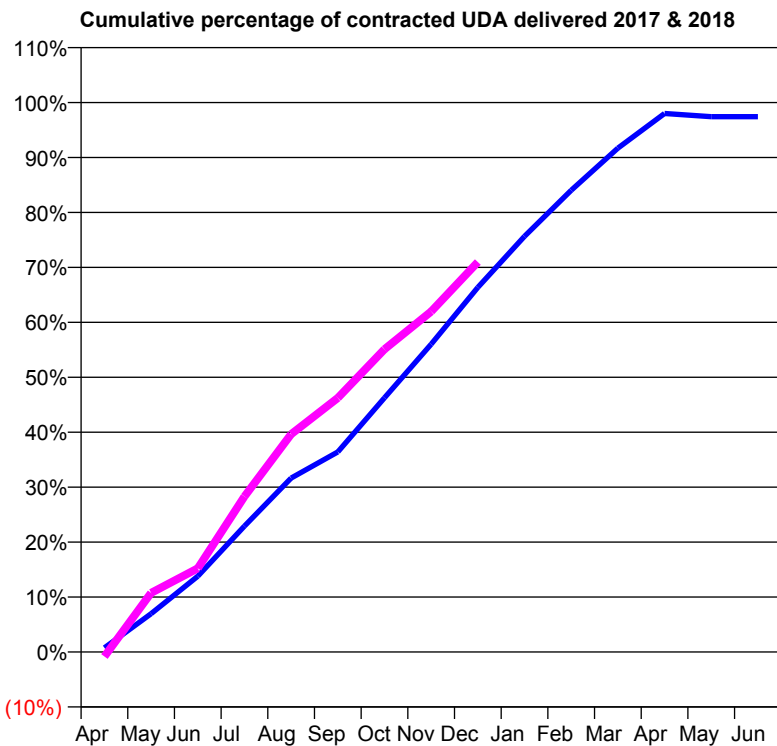
17/18 Contracted general activity (UDA)	2,731
Carry forward general activity (UDA)	70
17/18 Contracted orthodontic activity (UOA)	0
Carry forward orthodontic activity (UOA)	0
Baseline contract value	£63,063.20

ACCESS*

Patients seen in 24 months	Total	Change since previous quarter
Quarter ending December 2016	931	
Quarter ending March 2017	932	→
Quarter ending June 2017	923	→
Quarter ending September 2017	920	→
Quarter ending December 2017	917	→
Variance since December 2016	(1.5%)	↓



ACTIVITY



Month	Adjusted Scheduled Activity (UDA)	
	2017	2018
April	21	-23
May	190	294
June	377	416
July	626	773
August	864	1,083
September	995	1,263
October	1,263	1,505
November	1,530	1,692
December	1,812	1,938
January	2,066	
February	2,295	
March	2,504	
April	2,677	
May	2,661	
June	2,661	

QUALITY

	Quantity	Base Number	Contract	AT	Region	England
% of FP17s for the same patient ID Re-attending within 3 months - Children	62	500	12.4%	10.2%	11.8%	12.0%
% of FP17s for the same patient ID Re-attending within 3 months - Adults	72	526	13.7%	13.4%	15.3%	15.9%
% of FP17s for the same patient ID Re-attending between 3 & 9 months - Children	267	500	53.4%	59.6%	59.1%	58.0%
% of FP17s for the same patient ID Re-attending between 3 & 9 months - Adults	286	526	54.4%	54.5%	51.5%	50.5%
% of FP17s for Band 1 Urgent Courses	41	953	4.3%	7.2%	8.0%	9.0%
% of FP17s Relating to Free Repair or Replacements	2	953	0.2%	0.9%	0.8%	0.8%
% of FP17s Relating to Continuations	0	953	0.0%	1.2%	1.1%	1.1%
% of Patients satisfied with the dentistry they have received	0	0	N/A	91.5%	91.6%	91.5%
% of Patients satisfied with the time they had to wait for an appointment	0	0	N/A	89.7%	88.3%	87.9%

* This is based on patients treated on this contract for their most recent course of treatment. Figures in italics indicate the base number of FP17s or Patient Questionnaire responses are less than 100. N/A is shown where the base number of responses is less than 10 during the period. % is calculated as Quantity/Base number*100

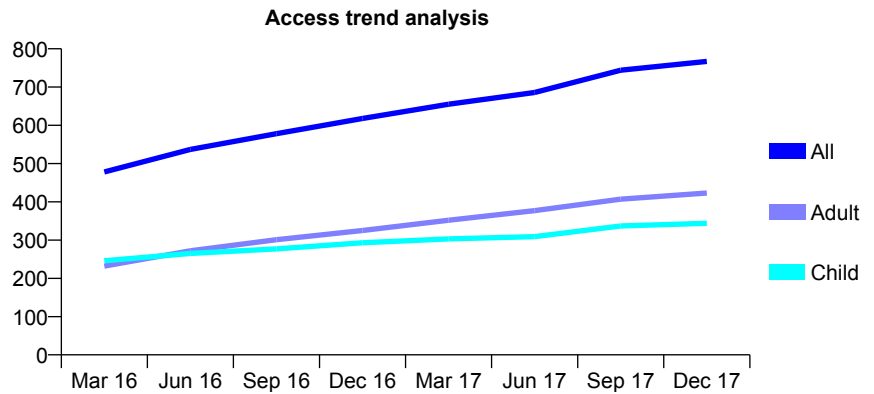
Q60 - Vital Signs At a Glance Contract Report for 145947/0001 - December 2017

Name or company name	Eccleshall Dental Clinic
Contract type name	GDS Contract
Purpose of contract	General
Contract start date	08/01/2015
Contract end date	

17/18 Contracted general activity (UDA)	2,058
Carry forward general activity (UDA)	0
17/18 Contracted orthodontic activity (UOA)	0
Carry forward orthodontic activity (UOA)	0
Baseline contract value	£46,296.32

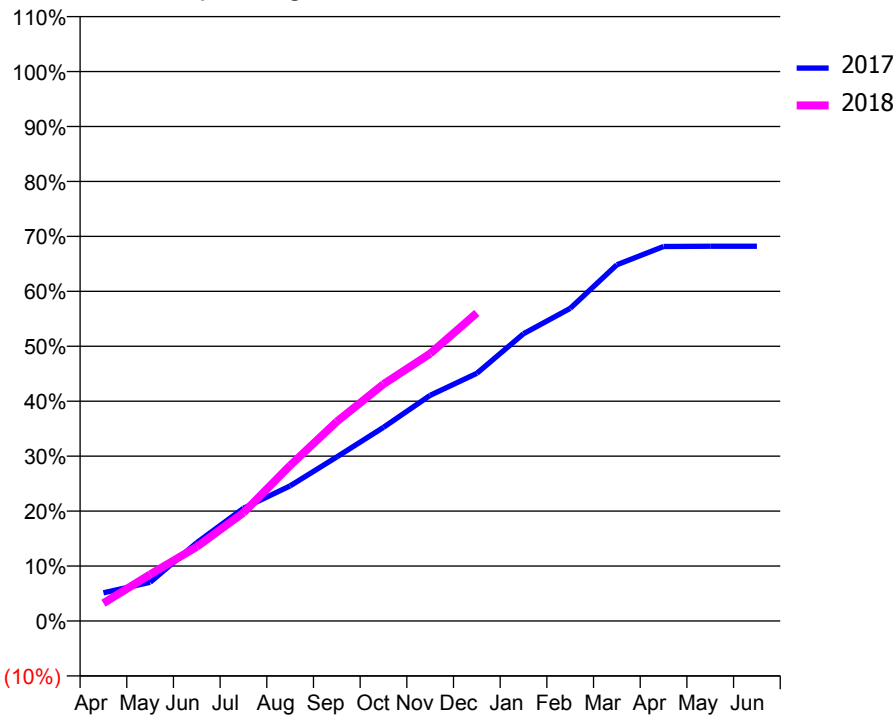
ACCESS*

Patients seen in 24 months	Total	Change since previous quarter
Quarter ending December 2016	618	
Quarter ending March 2017	655	↑
Quarter ending June 2017	686	↑
Quarter ending September 2017	744	↑
Quarter ending December 2017	767	↑
Variance since December 2016	24.1%	↑



ACTIVITY

Cumulative percentage of contracted UDA delivered 2017 & 2018



Month	Adjusted Scheduled Activity (UDA)	
	2017	2018
April	106	67
May	145	175
June	293	278
July	422	406
August	506	583
September	614	747
October	725	887
November	845	1,002
December	928	1,154
January	1,076	
February	1,171	
March	1,334	
April	1,403	
May	1,404	
June	1,404	

QUALITY

	Quantity	Base Number	Contract	AT	Region	England
% of FP17s for the same patient ID Re-attending within 3 months - Children	30	360	8.3%	10.2%	11.8%	12.0%
% of FP17s for the same patient ID Re-attending within 3 months - Adults	59	361	16.3%	13.4%	15.3%	15.9%
% of FP17s for the same patient ID Re-attending between 3 & 9 months - Children	171	360	47.5%	59.6%	59.1%	58.0%
% of FP17s for the same patient ID Re-attending between 3 & 9 months - Adults	141	361	39.1%	54.5%	51.5%	50.5%
% of FP17s for Band 1 Urgent Courses	75	690	10.9%	7.2%	8.0%	9.0%
% of FP17s Relating to Free Repair or Replacements	4	690	0.6%	0.9%	0.8%	0.8%
% of FP17s Relating to Continuations	0	690	0.0%	1.2%	1.1%	1.1%
% of Patients satisfied with the dentistry they have received	1	1	N/A	91.5%	91.6%	91.5%
% of Patients satisfied with the time they had to wait for an appointment	1	1	N/A	89.7%	88.3%	87.9%

* This is based on patients treated on this contract for their most recent course of treatment. Figures in italics indicate the base number of FP17s or Patient Questionnaire responses are less than 100. N/A is shown where the base number of responses is less than 10 during the period. % is calculated as Quantity/Base number*100

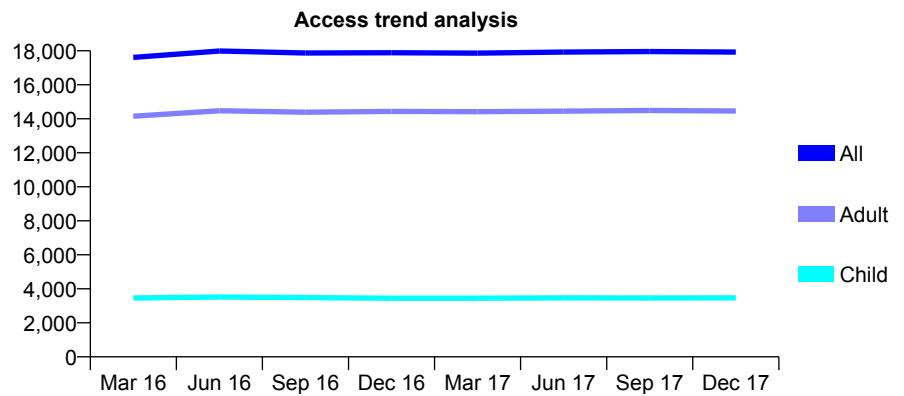
Q60 - Vital Signs At a Glance Contract Report for 148326/0001 - December 2017

Name or company name	Bore Street Dental Practice Limited
Contract type name	GDS Contract
Purpose of contract	General
Contract start date	01/07/2014
Contract end date	

17/18 Contracted general activity (UDA)	49,250
Carry forward general activity (UDA)	-83
17/18 Contracted orthodontic activity (UOA)	0
Carry forward orthodontic activity (UOA)	0
Baseline contract value	£1,128,214.48

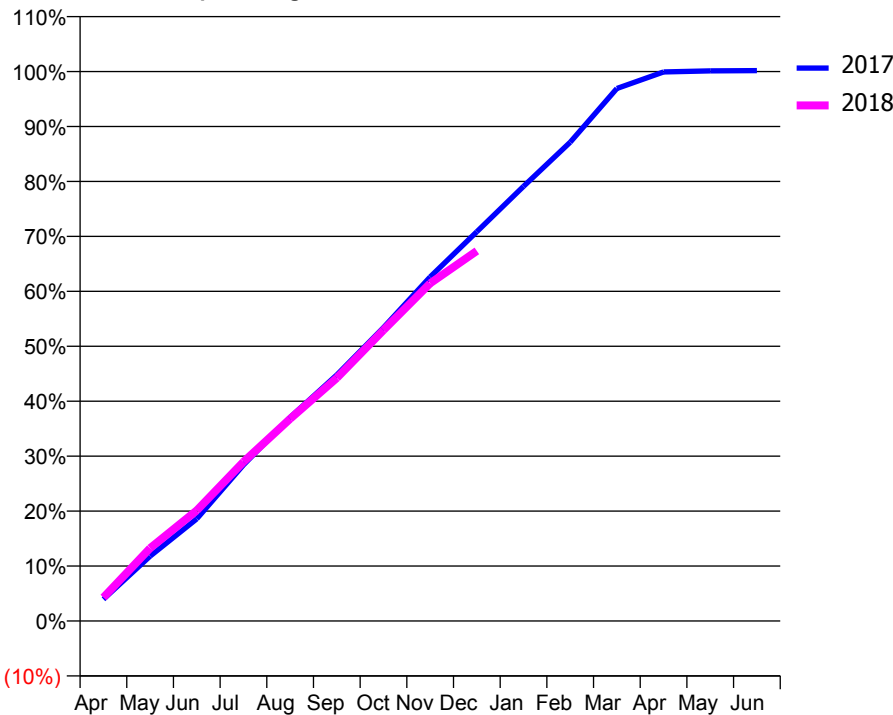
ACCESS*

Patients seen in 24 months	Total	Change since previous quarter
Quarter ending December 2016	17,886	
Quarter ending March 2017	17,865	→
Quarter ending June 2017	17,925	→
Quarter ending September 2017	17,956	→
Quarter ending December 2017	17,925	→
Variance since December 2016	0.2%	→



ACTIVITY

Cumulative percentage of contracted UDA delivered 2017 & 2018



Month	Adjusted Scheduled Activity (UDA)	
	2017	2018
April	1,954	2,106
May	5,816	6,526
June	9,159	9,916
July	13,987	14,262
August	18,253	18,122
September	22,053	21,783
October	26,303	26,074
November	30,837	30,265
December	34,889	33,174
January	38,957	
February	42,910	
March	47,726	
April	49,205	
May	49,311	
June	49,333	

QUALITY

	Quantity	Base Number	Contract	AT	Region	England
% of FP17s for the same patient ID Re-attending within 3 months - Children	196	4,022	4.9%	10.2%	11.8%	12.0%
% of FP17s for the same patient ID Re-attending within 3 months - Adults	2,118	16,116	13.1%	13.4%	15.3%	15.9%
% of FP17s for the same patient ID Re-attending between 3 & 9 months - Children	2,685	4,022	66.8%	59.6%	59.1%	58.0%
% of FP17s for the same patient ID Re-attending between 3 & 9 months - Adults	9,487	16,116	58.9%	54.5%	51.5%	50.5%
% of FP17s for Band 1 Urgent Courses	616	19,227	3.2%	7.2%	8.0%	9.0%
% of FP17s Relating to Free Repair or Replacements	215	19,227	1.1%	0.9%	0.8%	0.8%
% of FP17s Relating to Continuations	499	19,227	2.6%	1.2%	1.1%	1.1%
% of Patients satisfied with the dentistry they have received	20	22	90.9%	91.5%	91.6%	91.5%
% of Patients satisfied with the time they had to wait for an appointment	21	22	95.5%	89.7%	88.3%	87.9%

* This is based on patients treated on this contract for their most recent course of treatment. Figures in italics indicate the base number of FP17s or Patient Questionnaire responses are less than 100. N/A is shown where the base number of responses is less than 10 during the period. % is calculated as Quantity/Base number*100

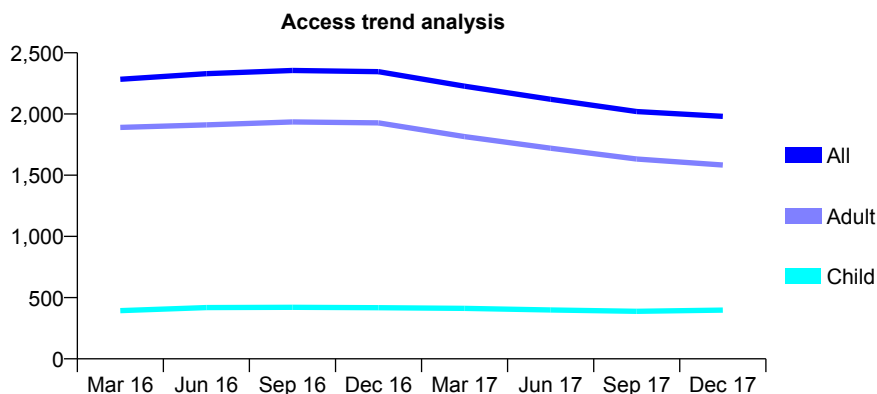
Q60 - Vital Signs At a Glance Contract Report for 148423/0001 - December 2017

Name or company name	Kinver Dental and Implant Surgery
Contract type name	GDS Contract
Purpose of contract	General and Orthodontic
Contract start date	05/01/2015
Contract end date	

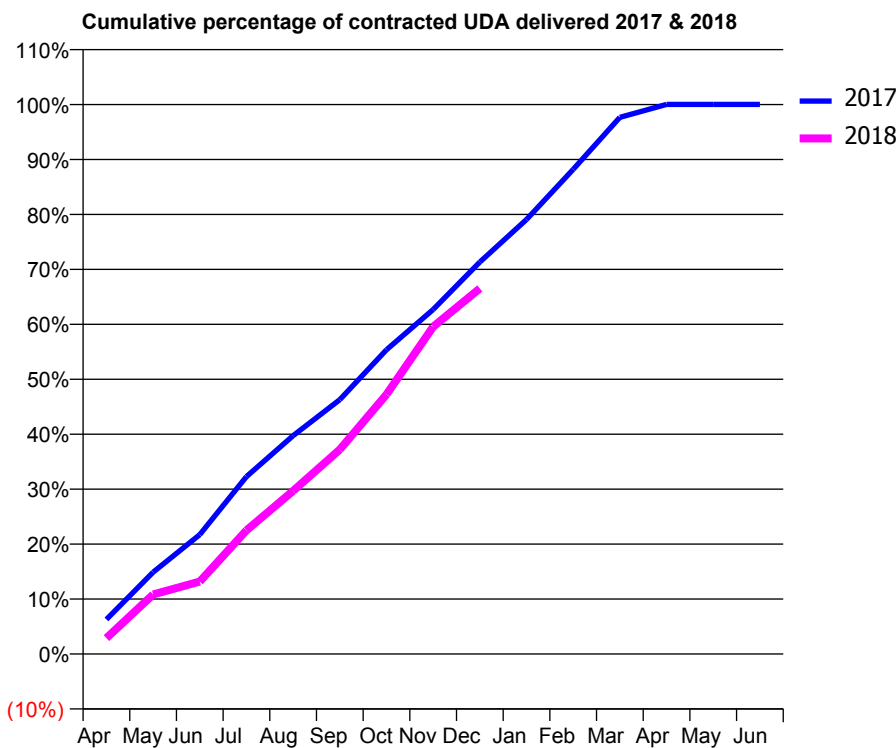
17/18 Contracted general activity (UDA)	7,076
Carry forward general activity (UDA)	-1
17/18 Contracted orthodontic activity (UOA)	506
Carry forward orthodontic activity (UOA)	382
Baseline contract value	£187,975.64

ACCESS*

Patients seen in 24 months	Total	Change since previous quarter
Quarter ending December 2016	2,346	
Quarter ending March 2017	2,227	↓
Quarter ending June 2017	2,120	↓
Quarter ending September 2017	2,020	↓
Quarter ending December 2017	1,981	↓
Variance since December 2016	(15.6%)	↓



ACTIVITY



Month	Adjusted Scheduled Activity (UDA)	
	2017	2018
April	445	205
May	1,053	766
June	1,537	934
July	2,284	1,592
August	2,813	2,102
September	3,276	2,633
October	3,917	3,342
November	4,437	4,215
December	5,048	4,708
January	5,596	
February	6,241	
March	6,911	
April	7,077	
May	7,077	
June	7,077	

QUALITY

	Quantity	Base Number	Contract	AT	Region	England
% of FP17s for the same patient ID Re-attending within 3 months - Children	60	556	10.8%	10.2%	11.8%	12.0%
% of FP17s for the same patient ID Re-attending within 3 months - Adults	297	1,934	15.4%	13.4%	15.3%	15.9%
% of FP17s for the same patient ID Re-attending between 3 & 9 months - Children	337	556	60.6%	59.6%	59.1%	58.0%
% of FP17s for the same patient ID Re-attending between 3 & 9 months - Adults	1,327	1,934	68.6%	54.5%	51.5%	50.5%
% of FP17s for Band 1 Urgent Courses	95	2,348	4.0%	7.2%	8.0%	9.0%
% of FP17s Relating to Free Repair or Replacements	25	2,348	1.1%	0.9%	0.8%	0.8%
% of FP17s Relating to Continuations	29	2,348	1.2%	1.2%	1.1%	1.1%
% of Patients satisfied with the dentistry they have received	0	0	N/A	91.5%	91.6%	91.5%
% of Patients satisfied with the time they had to wait for an appointment	0	0	N/A	89.7%	88.3%	87.9%

* This is based on patients treated on this contract for their most recent course of treatment. Figures in italics indicate the base number of FP17s or Patient Questionnaire responses are less than 100. N/A is shown where the base number of responses is less than 10 during the period. % is calculated as Quantity/Base number*100

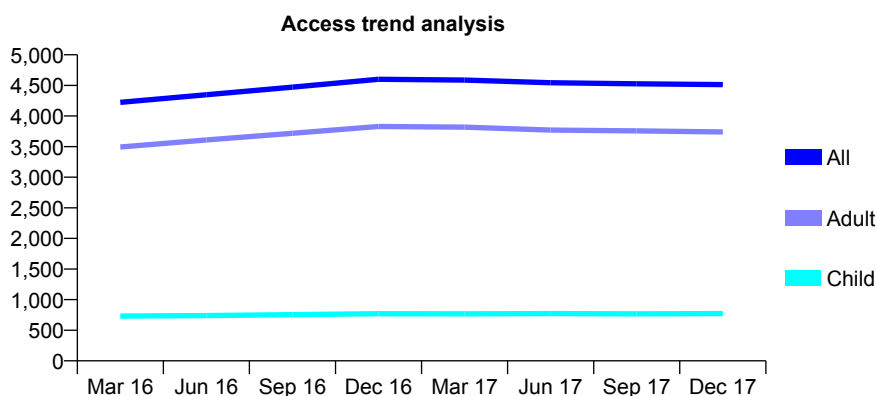
Q60 - Vital Signs At a Glance Contract Report for 148911/0001 - December 2017

Name or company name	Bowdlers House Dental Practice
Contract type name	GDS Contract
Purpose of contract	General
Contract start date	16/01/2015
Contract end date	

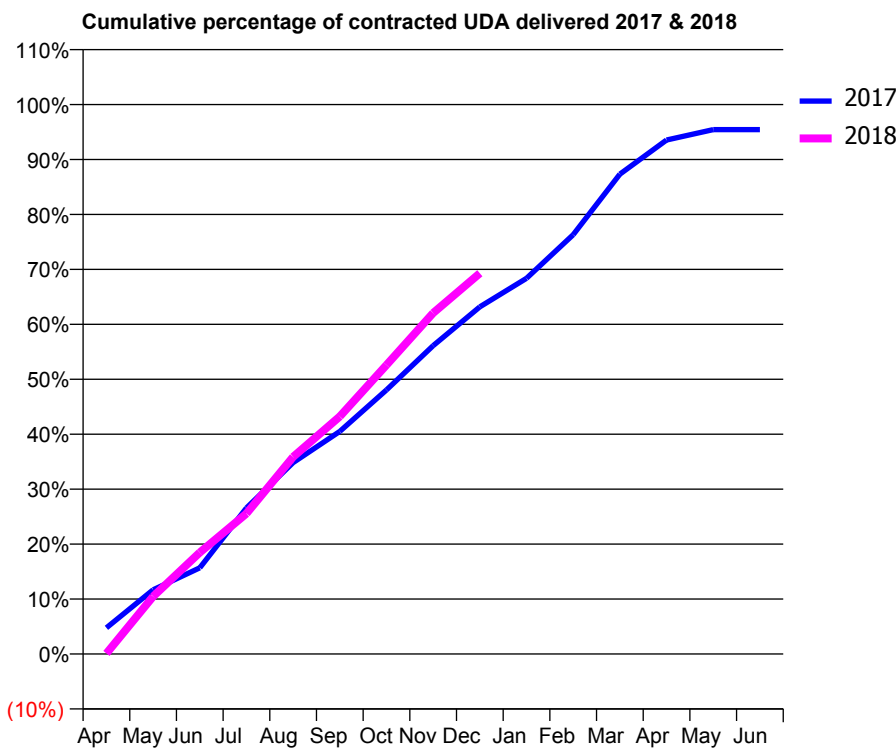
17/18 Contracted general activity (UDA)	13,360
Carry forward general activity (UDA)	0
17/18 Contracted orthodontic activity (UOA)	0
Carry forward orthodontic activity (UOA)	0
Baseline contract value	£310,257.51

ACCESS*

Patients seen in 24 months	Total	Change since previous quarter
Quarter ending December 2016	4,601	
Quarter ending March 2017	4,588	→
Quarter ending June 2017	4,543	→
Quarter ending September 2017	4,526	→
Quarter ending December 2017	4,513	→
Variance since December 2016	(1.9%)	↓



ACTIVITY



Month	Adjusted Scheduled Activity (UDA)	
	2017	2018
April	636	14
May	1,561	1,398
June	2,096	2,469
July	3,550	3,416
August	4,654	4,794
September	5,414	5,776
October	6,422	7,027
November	7,498	8,292
December	8,441	9,256
January	9,134	
February	10,195	
March	11,668	
April	12,496	
May	12,750	
June	12,750	

QUALITY

	Quantity	Base Number	Contract	AT	Region	England
% of FP17s for the same patient ID Re-attending within 3 months - Children	49	926	5.3%	10.2%	11.8%	12.0%
% of FP17s for the same patient ID Re-attending within 3 months - Adults	510	4,344	11.7%	13.4%	15.3%	15.9%
% of FP17s for the same patient ID Re-attending between 3 & 9 months - Children	563	926	60.8%	59.6%	59.1%	58.0%
% of FP17s for the same patient ID Re-attending between 3 & 9 months - Adults	2,620	4,344	60.3%	54.5%	51.5%	50.5%
% of FP17s for Band 1 Urgent Courses	412	4,873	8.5%	7.2%	8.0%	9.0%
% of FP17s Relating to Free Repair or Replacements	40	4,873	0.8%	0.9%	0.8%	0.8%
% of FP17s Relating to Continuations	21	4,873	0.4%	1.2%	1.1%	1.1%
% of Patients satisfied with the dentistry they have received	16	17	94.1%	91.5%	91.6%	91.5%
% of Patients satisfied with the time they had to wait for an appointment	17	17	100.0%	89.7%	88.3%	87.9%

* This is based on patients treated on this contract for their most recent course of treatment. Figures in italics indicate the base number of FP17s or Patient Questionnaire responses are less than 100. N/A is shown where the base number of responses is less than 10 during the period. % is calculated as Quantity/Base number*100

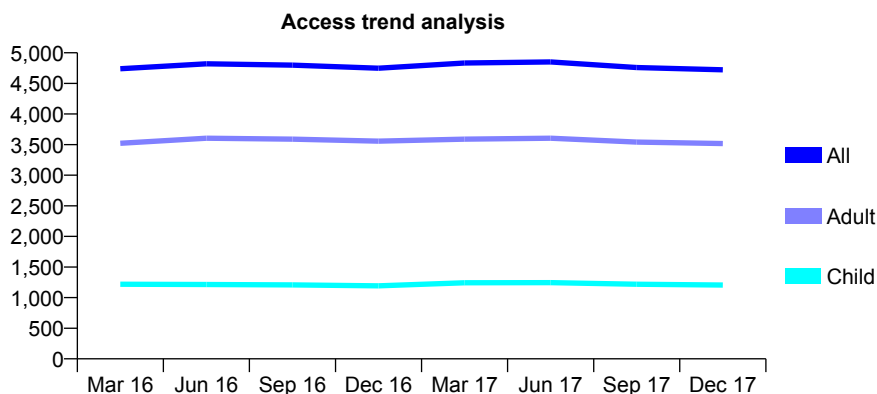
Q60 - Vital Signs At a Glance Contract Report for 149683/0001 - December 2017

Name or company name	Avenue Road Partnership
Contract type name	GDS Contract
Purpose of contract	General
Contract start date	01/09/2014
Contract end date	

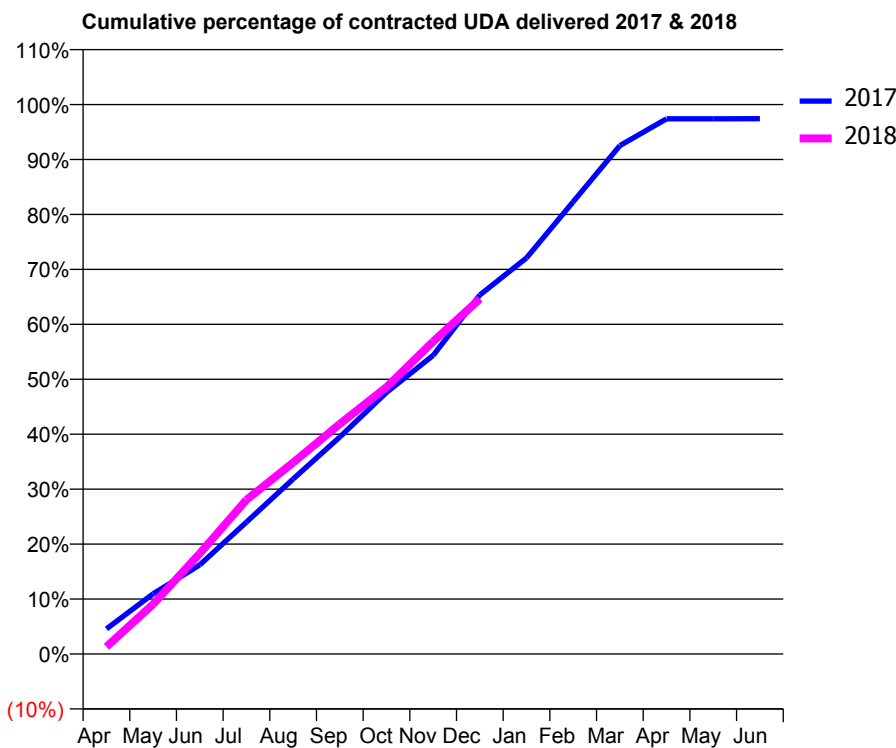
17/18 Contracted general activity (UDA)	13,790
Carry forward general activity (UDA)	356
17/18 Contracted orthodontic activity (UOA)	0
Carry forward orthodontic activity (UOA)	0
Baseline contract value	£396,732.99

ACCESS*

Patients seen in 24 months	Total	Change since previous quarter
Quarter ending December 2016	4,749	
Quarter ending March 2017	4,833	→
Quarter ending June 2017	4,850	→
Quarter ending September 2017	4,760	↓
Quarter ending December 2017	4,723	→
Variance since December 2016	(0.5%)	→



ACTIVITY



Month	Adjusted Scheduled Activity (UDA)	
	2017	2018
April	631	181
May	1,512	1,250
June	2,237	2,524
July	3,312	3,870
August	4,392	4,802
September	5,445	5,774
October	6,565	6,698
November	7,494	7,843
December	9,009	8,914
January	9,941	
February	11,348	
March	12,758	
April	13,432	
May	13,431	
June	13,434	

QUALITY

	Quantity	Base Number	Contract	AT	Region	England
% of FP17s for the same patient ID Re-attending within 3 months - Children	80	1,289	6.2%	10.2%	11.8%	12.0%
% of FP17s for the same patient ID Re-attending within 3 months - Adults	396	3,527	11.2%	13.4%	15.3%	15.9%
% of FP17s for the same patient ID Re-attending between 3 & 9 months - Children	834	1,289	64.7%	59.6%	59.1%	58.0%
% of FP17s for the same patient ID Re-attending between 3 & 9 months - Adults	2,253	3,527	63.9%	54.5%	51.5%	50.5%
% of FP17s for Band 1 Urgent Courses	303	4,507	6.7%	7.2%	8.0%	9.0%
% of FP17s Relating to Free Repair or Replacements	68	4,507	1.5%	0.9%	0.8%	0.8%
% of FP17s Relating to Continuations	8	4,507	0.2%	1.2%	1.1%	1.1%
% of Patients satisfied with the dentistry they have received	7	8	N/A	91.5%	91.6%	91.5%
% of Patients satisfied with the time they had to wait for an appointment	7	8	N/A	89.7%	88.3%	87.9%

* This is based on patients treated on this contract for their most recent course of treatment. Figures in italics indicate the base number of FP17s or Patient Questionnaire responses are less than 100. N/A is shown where the base number of responses is less than 10 during the period. % is calculated as Quantity/Base number*100

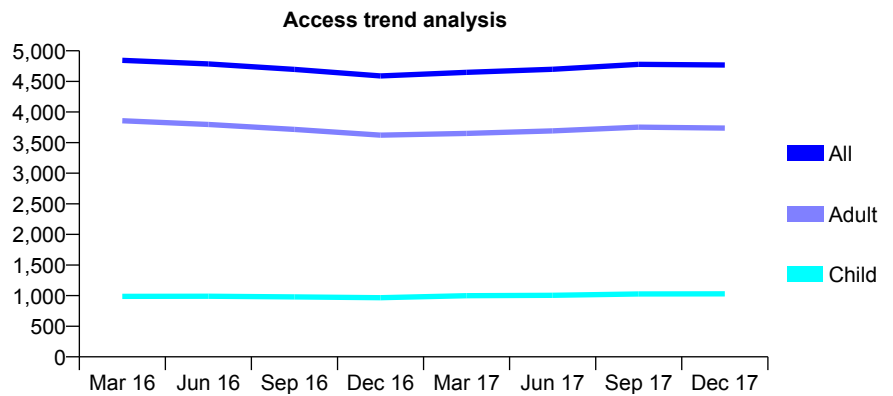
Q60 - Vital Signs At a Glance Contract Report for 152773/0001 - December 2017

Name or company name	Pontesbury Dental Practice
Contract type name	GDS Contract
Purpose of contract	General
Contract start date	08/03/2012
Contract end date	

17/18 Contracted general activity (UDA)	13,142
Carry forward general activity (UDA)	74
17/18 Contracted orthodontic activity (UOA)	0
Carry forward orthodontic activity (UOA)	0
Baseline contract value	£358,600.47

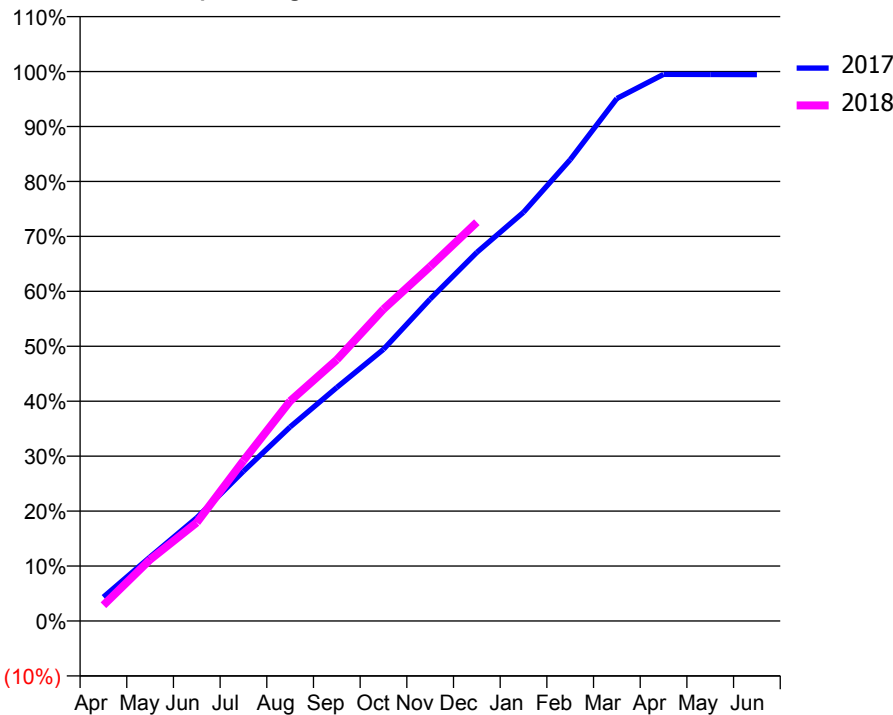
ACCESS*

Patients seen in 24 months	Total	Change since previous quarter
Quarter ending December 2016	4,589	
Quarter ending March 2017	4,649	→
Quarter ending June 2017	4,698	→
Quarter ending September 2017	4,779	→
Quarter ending December 2017	4,768	→
Variance since December 2016	3.9%	↑



ACTIVITY

Cumulative percentage of contracted UDA delivered 2017 & 2018



Month	Adjusted Scheduled Activity (UDA)	
	2017	2018
April	572	378
May	1,532	1,469
June	2,470	2,357
July	3,583	3,833
August	4,640	5,260
September	5,586	6,248
October	6,499	7,457
November	7,701	8,478
December	8,817	9,536
January	9,776	
February	11,032	
March	12,496	
April	13,075	
May	13,071	
June	13,068	

QUALITY

	Quantity	Base Number	Contract	AT	Region	England
% of FP17s for the same patient ID Re-attending within 3 months - Children	49	1,132	4.3%	10.2%	11.8%	12.0%
% of FP17s for the same patient ID Re-attending within 3 months - Adults	393	4,046	9.7%	13.4%	15.3%	15.9%
% of FP17s for the same patient ID Re-attending between 3 & 9 months - Children	705	1,132	62.3%	59.6%	59.1%	58.0%
% of FP17s for the same patient ID Re-attending between 3 & 9 months - Adults	2,217	4,046	54.8%	54.5%	51.5%	50.5%
% of FP17s for Band 1 Urgent Courses	323	4,915	6.6%	7.2%	8.0%	9.0%
% of FP17s Relating to Free Repair or Replacements	15	4,915	0.3%	0.9%	0.8%	0.8%
% of FP17s Relating to Continuations	37	4,915	0.8%	1.2%	1.1%	1.1%
% of Patients satisfied with the dentistry they have received	9	9	N/A	91.5%	91.6%	91.5%
% of Patients satisfied with the time they had to wait for an appointment	8	9	N/A	89.7%	88.3%	87.9%

* This is based on patients treated on this contract for their most recent course of treatment. Figures in italics indicate the base number of FP17s or Patient Questionnaire responses are less than 100. N/A is shown where the base number of responses is less than 10 during the period. % is calculated as Quantity/Base number*100

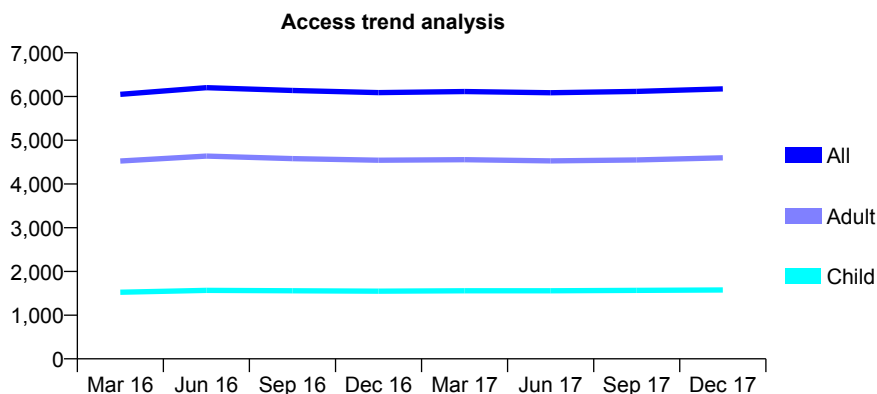
Q60 - Vital Signs At a Glance Contract Report for 153842/0001 - December 2017

Name or company name	P Najran Limited
Contract type name	GDS Contract
Purpose of contract	General
Contract start date	01/07/2014
Contract end date	

17/18 Contracted general activity (UDA)	19,157
Carry forward general activity (UDA)	-383
17/18 Contracted orthodontic activity (UOA)	0
Carry forward orthodontic activity (UOA)	0
Baseline contract value	£458,755.22

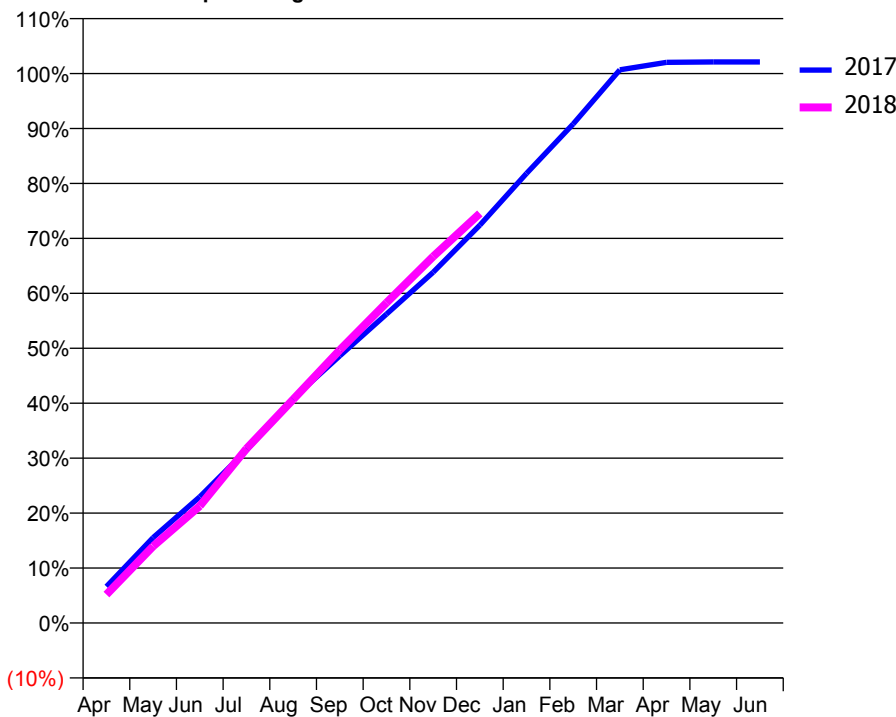
ACCESS*

Patients seen in 24 months	Total	Change since previous quarter
Quarter ending December 2016	6,089	
Quarter ending March 2017	6,113	→
Quarter ending June 2017	6,086	→
Quarter ending September 2017	6,117	→
Quarter ending December 2017	6,175	→
Variance since December 2016	1.4%	→



ACTIVITY

Cumulative percentage of contracted UDA delivered 2017 & 2018



Month	Adjusted Scheduled Activity (UDA)	
	2017	2018
April	1,271	992
May	2,976	2,675
June	4,399	4,080
July	6,028	6,077
August	7,833	7,792
September	9,316	9,519
October	10,770	11,166
November	12,229	12,779
December	13,871	14,279
January	15,674	
February	17,400	
March	19,283	
April	19,548	
May	19,560	
June	19,560	

QUALITY

	Quantity	Base Number	Contract	AT	Region	England
% of FP17s for the same patient ID Re-attending within 3 months - Children	178	2,005	8.9%	10.2%	11.8%	12.0%
% of FP17s for the same patient ID Re-attending within 3 months - Adults	496	4,732	10.5%	13.4%	15.3%	15.9%
% of FP17s for the same patient ID Re-attending between 3 & 9 months - Children	1,256	2,005	62.6%	59.6%	59.1%	58.0%
% of FP17s for the same patient ID Re-attending between 3 & 9 months - Adults	2,877	4,732	60.8%	54.5%	51.5%	50.5%
% of FP17s for Band 1 Urgent Courses	387	6,600	5.9%	7.2%	8.0%	9.0%
% of FP17s Relating to Free Repair or Replacements	93	6,600	1.4%	0.9%	0.8%	0.8%
% of FP17s Relating to Continuations	70	6,600	1.1%	1.2%	1.1%	1.1%
% of Patients satisfied with the dentistry they have received	21	24	87.5%	91.5%	91.6%	91.5%
% of Patients satisfied with the time they had to wait for an appointment	19	24	79.2%	89.7%	88.3%	87.9%

* This is based on patients treated on this contract for their most recent course of treatment. Figures in italics indicate the base number of FP17s or Patient Questionnaire responses are less than 100. N/A is shown where the base number of responses is less than 10 during the period. % is calculated as Quantity/Base number*100

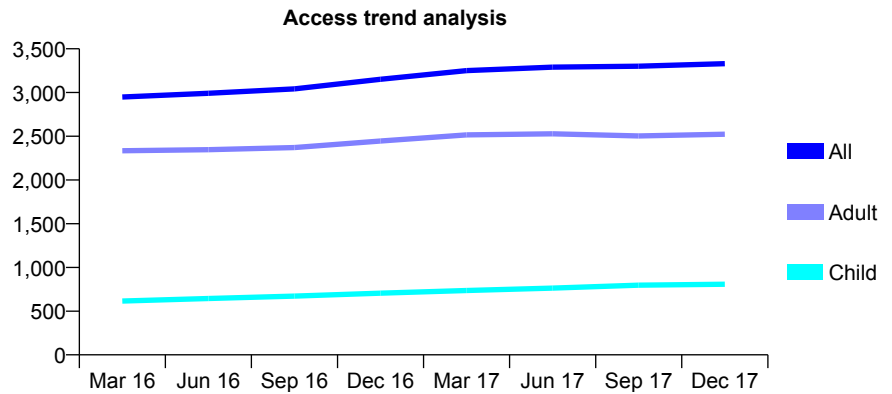
Q60 - Vital Signs At a Glance Contract Report for 154490/0001 - December 2017

Name or company name	Drs Handa and Handa
Contract type name	GDS Contract
Purpose of contract	General
Contract start date	01/08/2013
Contract end date	

17/18 Contracted general activity (UDA)	7,006
Carry forward general activity (UDA)	-10
17/18 Contracted orthodontic activity (UOA)	0
Carry forward orthodontic activity (UOA)	0
Baseline contract value	£135,093.93

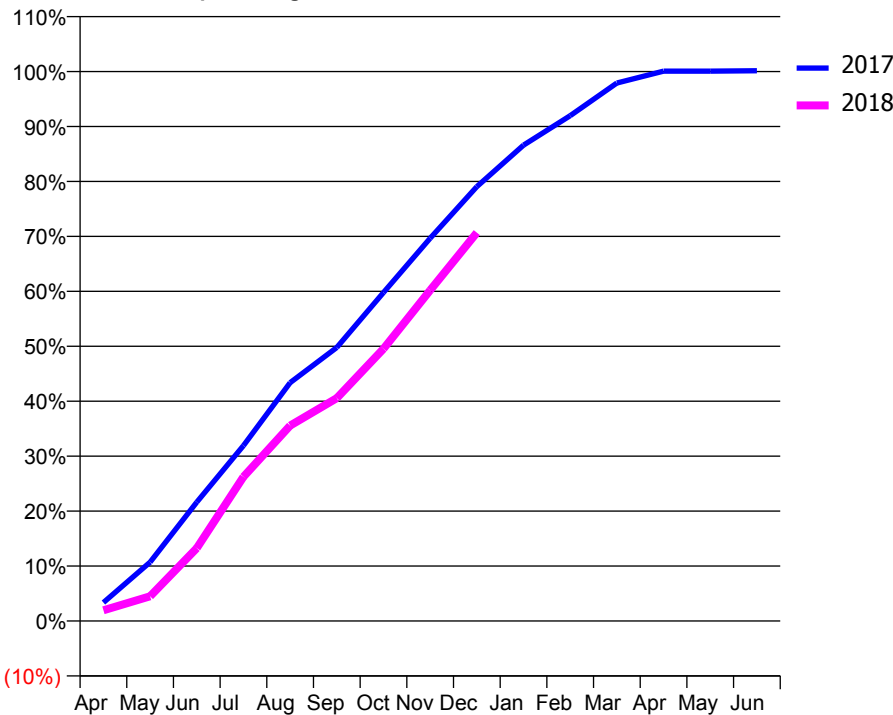
ACCESS*

Patients seen in 24 months	Total	Change since previous quarter
Quarter ending December 2016	3,152	
Quarter ending March 2017	3,251	↑
Quarter ending June 2017	3,291	→
Quarter ending September 2017	3,301	→
Quarter ending December 2017	3,330	→
Variance since December 2016	5.6%	↑



ACTIVITY

Cumulative percentage of contracted UDA delivered 2017 & 2018



Month	Adjusted Scheduled Activity (UDA)	
	2017	2018
April	235	137
May	751	316
June	1,516	930
July	2,237	1,838
August	3,040	2,491
September	3,488	2,841
October	4,188	3,470
November	4,881	4,217
December	5,539	4,952
January	6,068	
February	6,443	
March	6,859	
April	7,010	
May	7,010	
June	7,016	

QUALITY

	Quantity	Base Number	Contract	AT	Region	England
% of FP17s for the same patient ID Re-attending within 3 months - Children	41	876	4.7%	10.2%	11.8%	12.0%
% of FP17s for the same patient ID Re-attending within 3 months - Adults	326	2,717	12.0%	13.4%	15.3%	15.9%
% of FP17s for the same patient ID Re-attending between 3 & 9 months - Children	508	876	58.0%	59.6%	59.1%	58.0%
% of FP17s for the same patient ID Re-attending between 3 & 9 months - Adults	1,316	2,717	48.4%	54.5%	51.5%	50.5%
% of FP17s for Band 1 Urgent Courses	152	2,868	5.3%	7.2%	8.0%	9.0%
% of FP17s Relating to Free Repair or Replacements	25	2,868	0.9%	0.9%	0.8%	0.8%
% of FP17s Relating to Continuations	43	2,868	1.5%	1.2%	1.1%	1.1%
% of Patients satisfied with the dentistry they have received	7	8	N/A	91.5%	91.6%	91.5%
% of Patients satisfied with the time they had to wait for an appointment	7	8	N/A	89.7%	88.3%	87.9%

* This is based on patients treated on this contract for their most recent course of treatment. Figures in italics indicate the base number of FP17s or Patient Questionnaire responses are less than 100. N/A is shown where the base number of responses is less than 10 during the period. % is calculated as Quantity/Base number*100

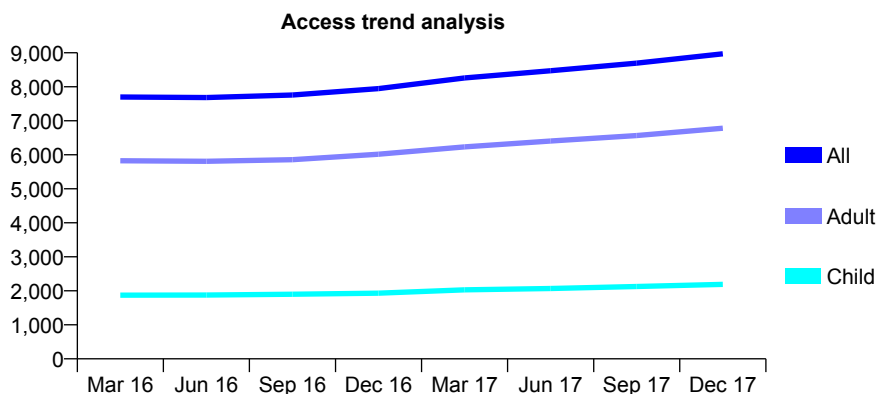
Q60 - Vital Signs At a Glance Contract Report for 157147/0001 - December 2017

Name or company name	Stop the Clock Dental Care Ltd
Contract type name	GDS Contract
Purpose of contract	General
Contract start date	01/02/2010
Contract end date	

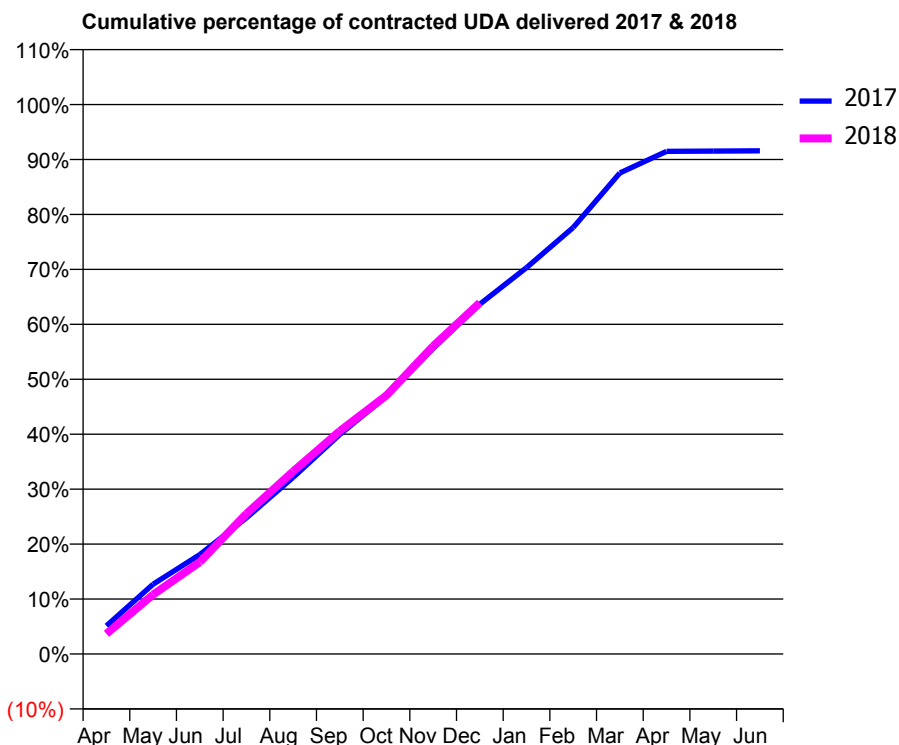
17/18 Contracted general activity (UDA)	29,570
Carry forward general activity (UDA)	0
17/18 Contracted orthodontic activity (UOA)	0
Carry forward orthodontic activity (UOA)	0
Baseline contract value	£728,128.54

ACCESS*

Patients seen in 24 months	Total	Change since previous quarter
Quarter ending December 2016	7,948	
Quarter ending March 2017	8,260	↑
Quarter ending June 2017	8,473	↑
Quarter ending September 2017	8,695	↑
Quarter ending December 2017	8,970	↑
Variance since December 2016	12.9%	↑



ACTIVITY



Month	Adjusted Scheduled Activity (UDA)	
	2017	2018
April	1,340	1,087
May	3,314	3,195
June	4,718	4,950
July	6,462	7,556
August	8,382	9,825
September	10,417	12,003
October	12,234	13,915
November	14,506	16,575
December	16,596	18,902
January	18,329	
February	20,234	
March	22,823	
April	23,850	
May	23,860	
June	23,873	

QUALITY

	Quantity	Base Number	Contract	AT	Region	England
% of FP17s for the same patient ID Re-attending within 3 months - Children	162	2,758	5.9%	10.2%	11.8%	12.0%
% of FP17s for the same patient ID Re-attending within 3 months - Adults	1,177	8,592	13.7%	13.4%	15.3%	15.9%
% of FP17s for the same patient ID Re-attending between 3 & 9 months - Children	1,946	2,758	70.6%	59.6%	59.1%	58.0%
% of FP17s for the same patient ID Re-attending between 3 & 9 months - Adults	5,454	8,592	63.5%	54.5%	51.5%	50.5%
% of FP17s for Band 1 Urgent Courses	619	10,821	5.7%	7.2%	8.0%	9.0%
% of FP17s Relating to Free Repair or Replacements	222	10,821	2.1%	0.9%	0.8%	0.8%
% of FP17s Relating to Continuations	168	10,821	1.6%	1.2%	1.1%	1.1%
% of Patients satisfied with the dentistry they have received	16	17	94.1%	91.5%	91.6%	91.5%
% of Patients satisfied with the time they had to wait for an appointment	17	17	100.0%	89.7%	88.3%	87.9%

* This is based on patients treated on this contract for their most recent course of treatment. Figures in italics indicate the base number of FP17s or Patient Questionnaire responses are less than 100. N/A is shown where the base number of responses is less than 10 during the period. % is calculated as Quantity/Base number*100

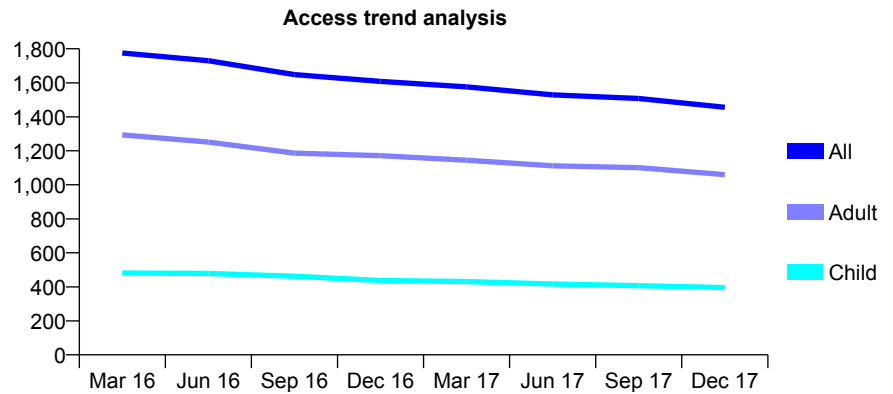
Q60 - Vital Signs At a Glance Contract Report for 159263/0002 - December 2017

Name or company name	Broseley Dental Practice Ltd
Contract type name	GDS Contract
Purpose of contract	General
Contract start date	01/07/2009
Contract end date	

17/18 Contracted general activity (UDA)	5,619
Carry forward general activity (UDA)	0
17/18 Contracted orthodontic activity (UOA)	0
Carry forward orthodontic activity (UOA)	0
Baseline contract value	£149,191.15

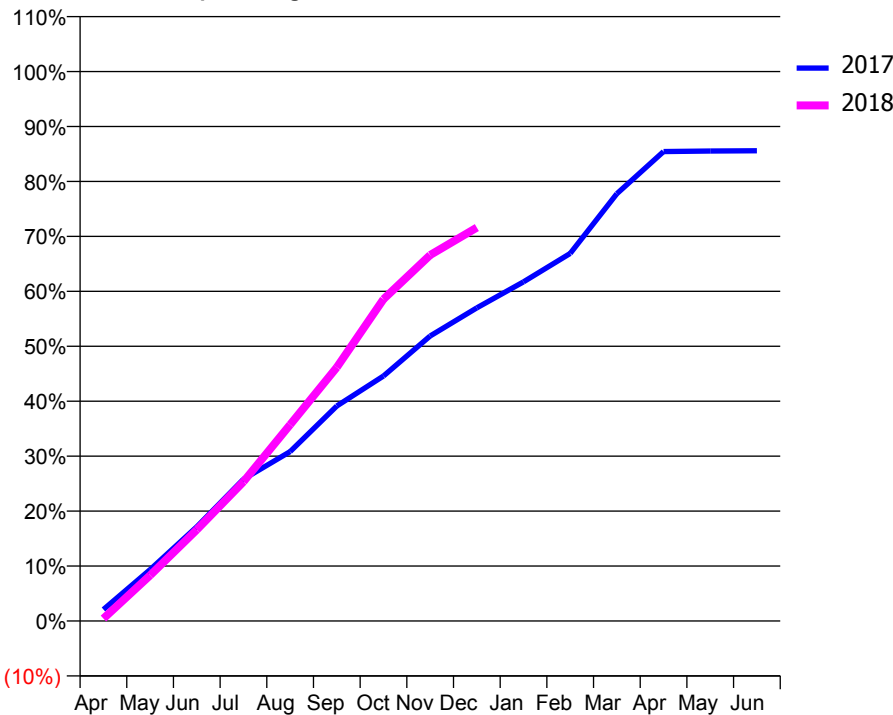
ACCESS*

Patients seen in 24 months	Total	Change since previous quarter
Quarter ending December 2016	1,608	
Quarter ending March 2017	1,576	↓
Quarter ending June 2017	1,529	↓
Quarter ending September 2017	1,508	↓
Quarter ending December 2017	1,456	↓
Variance since December 2016	(9.5%)	↓



ACTIVITY

Cumulative percentage of contracted UDA delivered 2017 & 2018



Month	Adjusted Scheduled Activity (UDA)	
	2017	2018
April	118	25
May	526	467
June	963	934
July	1,450	1,425
August	1,732	2,008
September	2,199	2,594
October	2,505	3,291
November	2,915	3,742
December	3,202	4,024
January	3,468	
February	3,759	
March	4,369	
April	4,801	
May	4,806	
June	4,809	

QUALITY

	Quantity	Base Number	Contract	AT	Region	England
% of FP17s for the same patient ID Re-attending within 3 months - Children	49	486	10.1%	10.2%	11.8%	12.0%
% of FP17s for the same patient ID Re-attending within 3 months - Adults	146	1,109	13.2%	13.4%	15.3%	15.9%
% of FP17s for the same patient ID Re-attending between 3 & 9 months - Children	308	486	63.4%	59.6%	59.1%	58.0%
% of FP17s for the same patient ID Re-attending between 3 & 9 months - Adults	608	1,109	54.8%	54.5%	51.5%	50.5%
% of FP17s for Band 1 Urgent Courses	113	1,451	7.8%	7.2%	8.0%	9.0%
% of FP17s Relating to Free Repair or Replacements	17	1,451	1.2%	0.9%	0.8%	0.8%
% of FP17s Relating to Continuations	0	1,451	0.0%	1.2%	1.1%	1.1%
% of Patients satisfied with the dentistry they have received	4	4	N/A	91.5%	91.6%	91.5%
% of Patients satisfied with the time they had to wait for an appointment	3	4	N/A	89.7%	88.3%	87.9%

* This is based on patients treated on this contract for their most recent course of treatment. Figures in italics indicate the base number of FP17s or Patient Questionnaire responses are less than 100. N/A is shown where the base number of responses is less than 10 during the period. % is calculated as Quantity/Base number*100

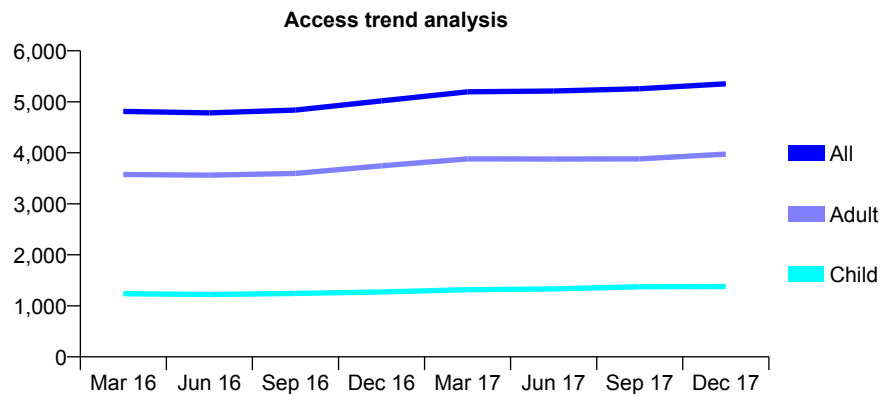
Q60 - Vital Signs At a Glance Contract Report for 159441/0001 - December 2017

Name or company name	DentalPerfection@Branston
Contract type name	GDS Contract
Purpose of contract	General
Contract start date	28/01/2011
Contract end date	

17/18 Contracted general activity (UDA)	15,786
Carry forward general activity (UDA)	0
17/18 Contracted orthodontic activity (UOA)	0
Carry forward orthodontic activity (UOA)	0
Baseline contract value	£369,535.43

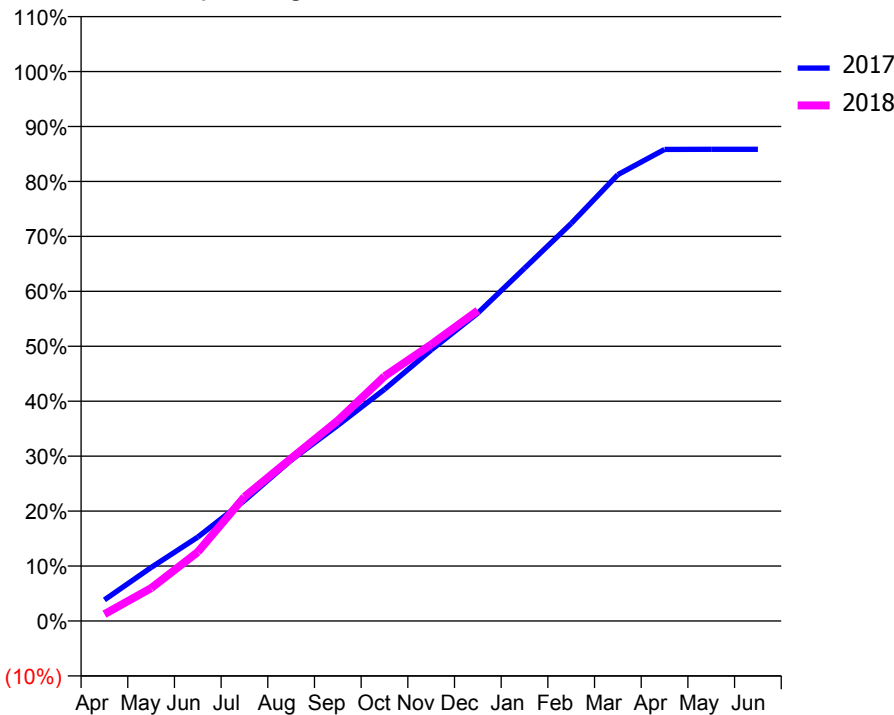
ACCESS*

Patients seen in 24 months	Total	Change since previous quarter
Quarter ending December 2016	5,018	
Quarter ending March 2017	5,196	↑
Quarter ending June 2017	5,212	→
Quarter ending September 2017	5,255	→
Quarter ending December 2017	5,354	→
Variance since December 2016	6.7%	↑



ACTIVITY

Cumulative percentage of contracted UDA delivered 2017 & 2018



Month	Adjusted Scheduled Activity (UDA)	
	2017	2018
April	606	199
May	1,538	946
June	2,410	1,982
July	3,462	3,567
August	4,624	4,671
September	5,621	5,759
October	6,657	7,032
November	7,788	7,943
December	8,847	8,922
January	10,133	
February	11,421	
March	12,823	
April	13,546	
May	13,551	
June	13,553	

QUALITY

	Quantity	Base Number	Contract	AT	Region	England
% of FP17s for the same patient ID Re-attending within 3 months - Children	80	1,398	5.7%	10.2%	11.8%	12.0%
% of FP17s for the same patient ID Re-attending within 3 months - Adults	357	3,547	10.1%	13.4%	15.3%	15.9%
% of FP17s for the same patient ID Re-attending between 3 & 9 months - Children	750	1,398	53.6%	59.6%	59.1%	58.0%
% of FP17s for the same patient ID Re-attending between 3 & 9 months - Adults	1,761	3,547	49.6%	54.5%	51.5%	50.5%
% of FP17s for Band 1 Urgent Courses	174	4,618	3.8%	7.2%	8.0%	9.0%
% of FP17s Relating to Free Repair or Replacements	13	4,618	0.3%	0.9%	0.8%	0.8%
% of FP17s Relating to Continuations	88	4,618	1.9%	1.2%	1.1%	1.1%
% of Patients satisfied with the dentistry they have received	9	10	90.0%	91.5%	91.6%	91.5%
% of Patients satisfied with the time they had to wait for an appointment	9	10	90.0%	89.7%	88.3%	87.9%

* This is based on patients treated on this contract for their most recent course of treatment. Figures in italics indicate the base number of FP17s or Patient Questionnaire responses are less than 100. N/A is shown where the base number of responses is less than 10 during the period. % is calculated as Quantity/Base number*100

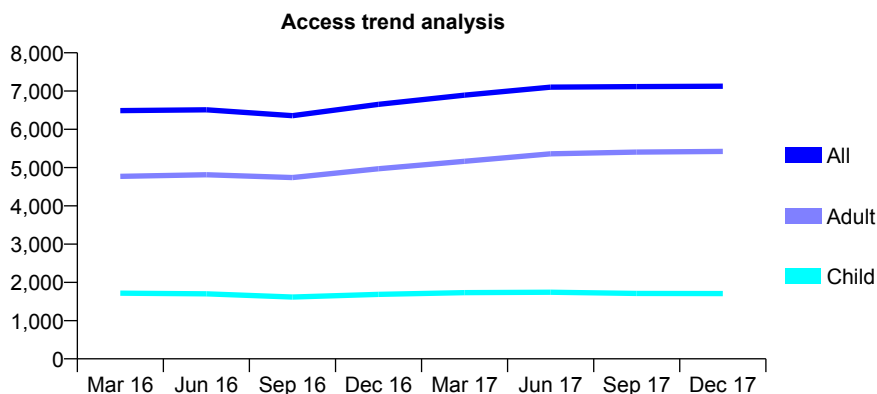
Q60 - Vital Signs At a Glance Contract Report for 161799/0001 - December 2017

Name or company name	Lyme Dental Practice
Contract type name	GDS Contract
Purpose of contract	General
Contract start date	21/10/2013
Contract end date	

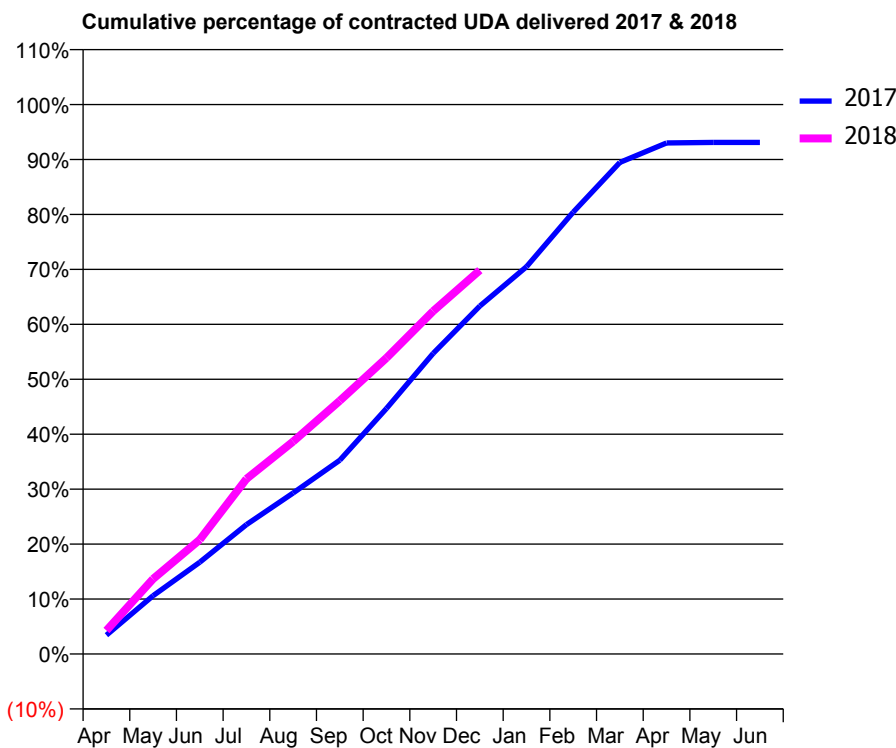
17/18 Contracted general activity (UDA)	19,000
Carry forward general activity (UDA)	0
17/18 Contracted orthodontic activity (UOA)	0
Carry forward orthodontic activity (UOA)	0
Baseline contract value	£434,988.10

ACCESS*

Patients seen in 24 months	Total	Change since previous quarter
Quarter ending December 2016	6,654	
Quarter ending March 2017	6,892	↑
Quarter ending June 2017	7,103	↑
Quarter ending September 2017	7,116	→
Quarter ending December 2017	7,128	→
Variance since December 2016	7.1%	↑



ACTIVITY



Month	Adjusted Scheduled Activity (UDA)	
	2017	2018
April	655	813
May	2,018	2,599
June	3,176	3,956
July	4,475	6,056
August	5,569	7,349
September	6,704	8,759
October	8,489	10,236
November	10,396	11,856
December	12,032	13,273
January	13,390	
February	15,278	
March	16,995	
April	17,669	
May	17,687	
June	17,691	

QUALITY

	Quantity	Base Number	Contract	AT	Region	England
% of FP17s for the same patient ID Re-attending within 3 months - Children	145	1,951	7.4%	10.2%	11.8%	12.0%
% of FP17s for the same patient ID Re-attending within 3 months - Adults	614	5,831	10.5%	13.4%	15.3%	15.9%
% of FP17s for the same patient ID Re-attending between 3 & 9 months - Children	1,150	1,951	58.9%	59.6%	59.1%	58.0%
% of FP17s for the same patient ID Re-attending between 3 & 9 months - Adults	3,421	5,831	58.7%	54.5%	51.5%	50.5%
% of FP17s for Band 1 Urgent Courses	382	7,372	5.2%	7.2%	8.0%	9.0%
% of FP17s Relating to Free Repair or Replacements	40	7,372	0.5%	0.9%	0.8%	0.8%
% of FP17s Relating to Continuations	134	7,372	1.8%	1.2%	1.1%	1.1%
% of Patients satisfied with the dentistry they have received	12	12	100.0%	91.5%	91.6%	91.5%
% of Patients satisfied with the time they had to wait for an appointment	12	12	100.0%	89.7%	88.3%	87.9%

* This is based on patients treated on this contract for their most recent course of treatment. Figures in italics indicate the base number of FP17s or Patient Questionnaire responses are less than 100. N/A is shown where the base number of responses is less than 10 during the period. % is calculated as Quantity/Base number*100

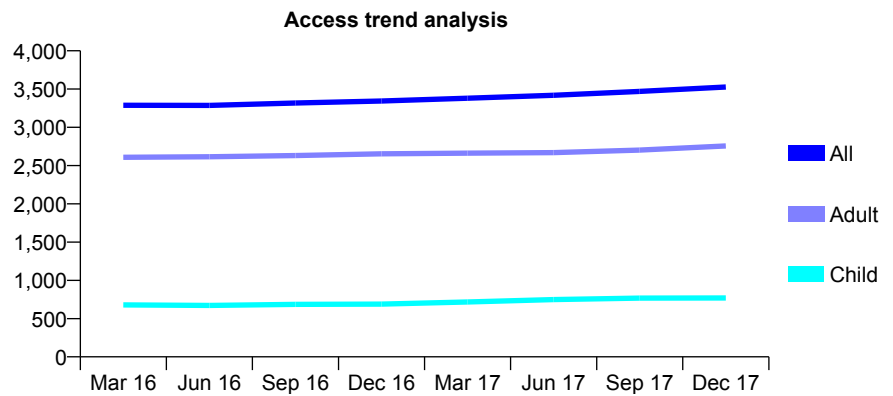
Q60 - Vital Signs At a Glance Contract Report for 162094/0001 - December 2017

Name or company name	The Dental Surgery
Contract type name	GDS Contract
Purpose of contract	General
Contract start date	01/10/2009
Contract end date	

17/18 Contracted general activity (UDA)	10,964
Carry forward general activity (UDA)	151
17/18 Contracted orthodontic activity (UOA)	0
Carry forward orthodontic activity (UOA)	0
Baseline contract value	£186,466.48

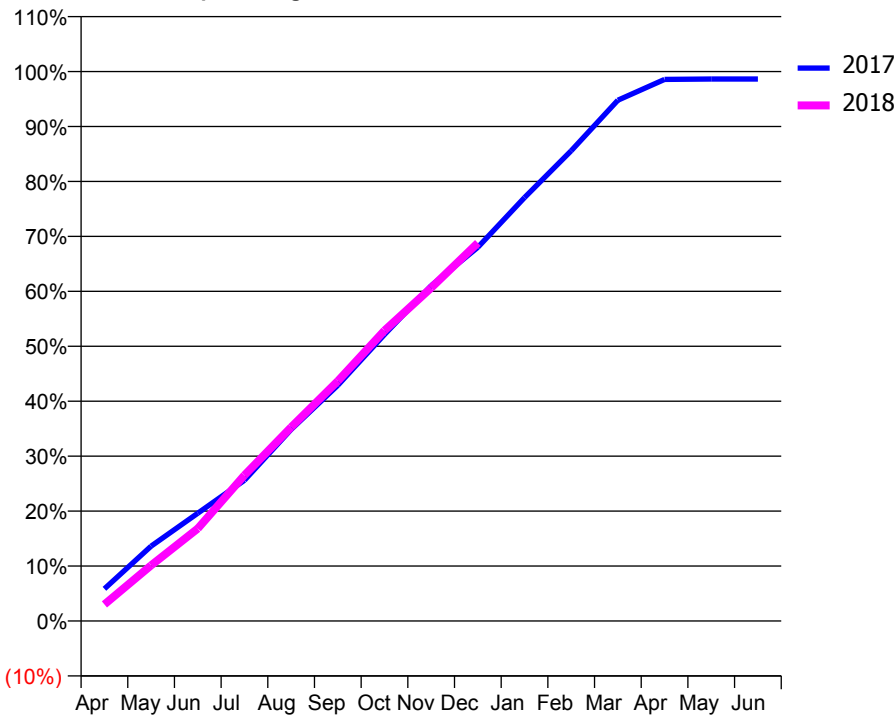
ACCESS*

Patients seen in 24 months	Total	Change since previous quarter
Quarter ending December 2016	3,343	
Quarter ending March 2017	3,380	→
Quarter ending June 2017	3,418	→
Quarter ending September 2017	3,470	→
Quarter ending December 2017	3,526	→
Variance since December 2016	5.5%	↑



ACTIVITY

Cumulative percentage of contracted UDA delivered 2017 & 2018



Month	Adjusted Scheduled Activity (UDA)	
	2017	2018
April	642	332
May	1,494	1,111
June	2,150	1,845
July	2,807	2,910
August	3,823	3,868
September	4,702	4,787
October	5,715	5,795
November	6,691	6,648
December	7,455	7,543
January	8,449	
February	9,383	
March	10,391	
April	10,806	
May	10,813	
June	10,813	

QUALITY

	Quantity	Base Number	Contract	AT	Region	England
% of FP17s for the same patient ID Re-attending within 3 months - Children	10	645	1.6%	10.2%	11.8%	12.0%
% of FP17s for the same patient ID Re-attending within 3 months - Adults	151	2,231	6.8%	13.4%	15.3%	15.9%
% of FP17s for the same patient ID Re-attending between 3 & 9 months - Children	232	645	36.0%	59.6%	59.1%	58.0%
% of FP17s for the same patient ID Re-attending between 3 & 9 months - Adults	975	2,231	43.7%	54.5%	51.5%	50.5%
% of FP17s for Band 1 Urgent Courses	141	2,715	5.2%	7.2%	8.0%	9.0%
% of FP17s Relating to Free Repair or Replacements	35	2,715	1.3%	0.9%	0.8%	0.8%
% of FP17s Relating to Continuations	3	2,715	0.1%	1.2%	1.1%	1.1%
% of Patients satisfied with the dentistry they have received	5	6	N/A	91.5%	91.6%	91.5%
% of Patients satisfied with the time they had to wait for an appointment	5	6	N/A	89.7%	88.3%	87.9%

* This is based on patients treated on this contract for their most recent course of treatment. Figures in italics indicate the base number of FP17s or Patient Questionnaire responses are less than 100. N/A is shown where the base number of responses is less than 10 during the period. % is calculated as Quantity/Base number*100

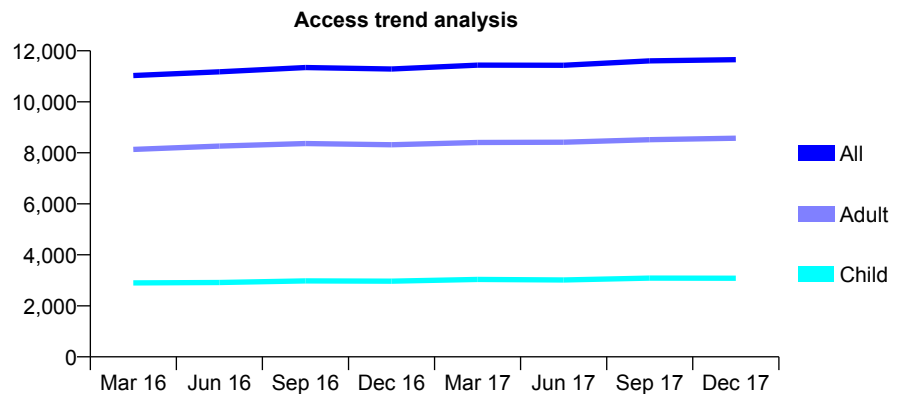
Q60 - Vital Signs At a Glance Contract Report for 162671/0001 - December 2017

Name or company name	Smallthorne Family Dental Centre
Contract type name	GDS Contract
Purpose of contract	General
Contract start date	01/04/2012
Contract end date	

17/18 Contracted general activity (UDA)	31,552
Carry forward general activity (UDA)	0
17/18 Contracted orthodontic activity (UOA)	0
Carry forward orthodontic activity (UOA)	0
Baseline contract value	£917,947.93

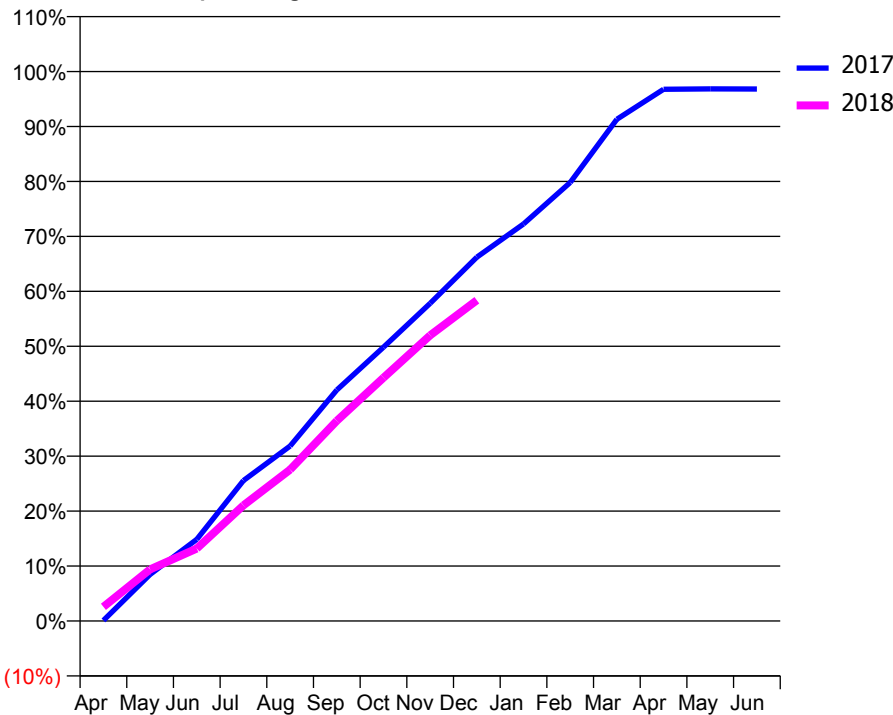
ACCESS*

Patients seen in 24 months	Total	Change since previous quarter
Quarter ending December 2016	11,285	
Quarter ending March 2017	11,439	→
Quarter ending June 2017	11,433	→
Quarter ending September 2017	11,604	→
Quarter ending December 2017	11,654	→
Variance since December 2016	3.3%	↑



ACTIVITY

Cumulative percentage of contracted UDA delivered 2017 & 2018



Month	Adjusted Scheduled Activity (UDA)	
	2017	2018
April	35	815
May	2,679	2,971
June	4,690	4,163
July	8,065	6,642
August	10,052	8,693
September	13,266	11,500
October	15,726	13,972
November	18,242	16,407
December	20,892	18,416
January	22,800	
February	25,182	
March	28,810	
April	30,535	
May	30,552	
June	30,548	

QUALITY

	Quantity	Base Number	Contract	AT	Region	England
% of FP17s for the same patient ID Re-attending within 3 months - Children	230	2,751	8.4%	10.2%	11.8%	12.0%
% of FP17s for the same patient ID Re-attending within 3 months - Adults	985	7,404	13.3%	13.4%	15.3%	15.9%
% of FP17s for the same patient ID Re-attending between 3 & 9 months - Children	1,285	2,751	46.7%	59.6%	59.1%	58.0%
% of FP17s for the same patient ID Re-attending between 3 & 9 months - Adults	3,370	7,404	45.5%	54.5%	51.5%	50.5%
% of FP17s for Band 1 Urgent Courses	516	9,477	5.4%	7.2%	8.0%	9.0%
% of FP17s Relating to Free Repair or Replacements	115	9,477	1.2%	0.9%	0.8%	0.8%
% of FP17s Relating to Continuations	51	9,477	0.5%	1.2%	1.1%	1.1%
% of Patients satisfied with the dentistry they have received	14	15	93.3%	91.5%	91.6%	91.5%
% of Patients satisfied with the time they had to wait for an appointment	12	15	80.0%	89.7%	88.3%	87.9%

* This is based on patients treated on this contract for their most recent course of treatment. Figures in italics indicate the base number of FP17s or Patient Questionnaire responses are less than 100. N/A is shown where the base number of responses is less than 10 during the period. % is calculated as Quantity/Base number*100

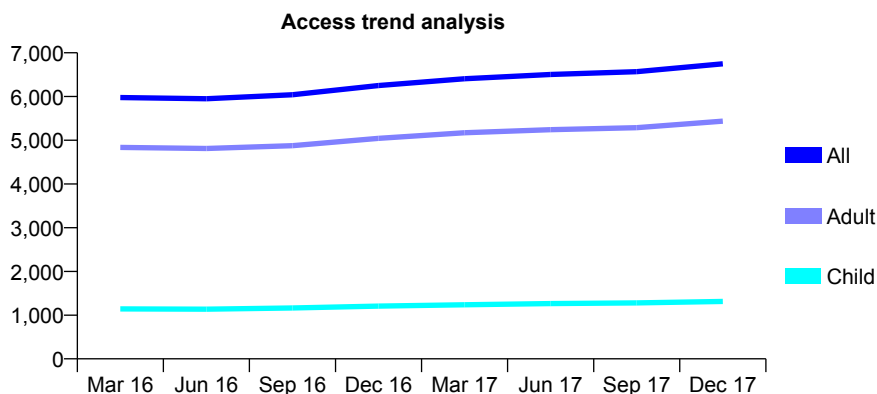
Q60 - Vital Signs At a Glance Contract Report for 165581/0001 - December 2017

Name or company name	Meir Health Dental Surgery
Contract type name	GDS Contract
Purpose of contract	General
Contract start date	01/04/2010
Contract end date	

17/18 Contracted general activity (UDA)	17,250
Carry forward general activity (UDA)	264
17/18 Contracted orthodontic activity (UOA)	0
Carry forward orthodontic activity (UOA)	0
Baseline contract value	£457,241.85

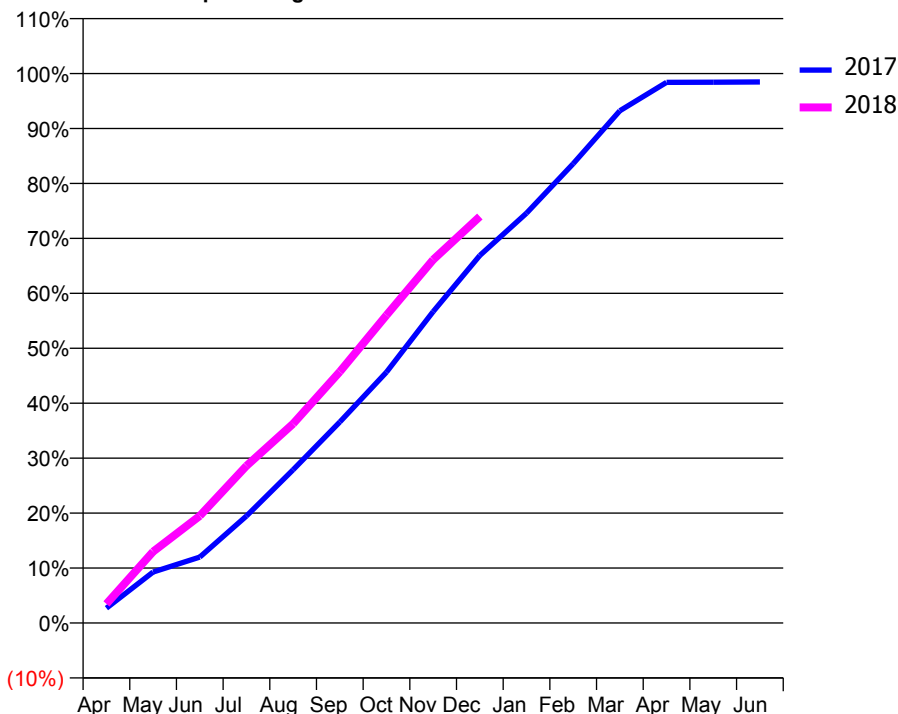
ACCESS*

Patients seen in 24 months	Total	Change since previous quarter
Quarter ending December 2016	6,250	
Quarter ending March 2017	6,407	↑
Quarter ending June 2017	6,504	→
Quarter ending September 2017	6,568	→
Quarter ending December 2017	6,748	↑
Variance since December 2016	8.0%	↑



ACTIVITY

Cumulative percentage of contracted UDA delivered 2017 & 2018



Month	Adjusted Scheduled Activity (UDA)	
	2017	2018
April	465	601
May	1,601	2,241
June	2,072	3,365
July	3,358	4,932
August	4,812	6,258
September	6,309	7,889
October	7,878	9,661
November	9,775	11,406
December	11,539	12,760
January	12,866	
February	14,420	
March	16,079	
April	16,972	
May	16,977	
June	16,986	

QUALITY

	Quantity	Base Number	Contract	AT	Region	England
% of FP17s for the same patient ID Re-attending within 3 months - Children	72	1,398	5.2%	10.2%	11.8%	12.0%
% of FP17s for the same patient ID Re-attending within 3 months - Adults	655	6,023	10.9%	13.4%	15.3%	15.9%
% of FP17s for the same patient ID Re-attending between 3 & 9 months - Children	836	1,398	59.8%	59.6%	59.1%	58.0%
% of FP17s for the same patient ID Re-attending between 3 & 9 months - Adults	3,810	6,023	63.3%	54.5%	51.5%	50.5%
% of FP17s for Band 1 Urgent Courses	419	6,993	6.0%	7.2%	8.0%	9.0%
% of FP17s Relating to Free Repair or Replacements	51	6,993	0.7%	0.9%	0.8%	0.8%
% of FP17s Relating to Continuations	33	6,993	0.5%	1.2%	1.1%	1.1%
% of Patients satisfied with the dentistry they have received	6	6	N/A	91.5%	91.6%	91.5%
% of Patients satisfied with the time they had to wait for an appointment	6	6	N/A	89.7%	88.3%	87.9%

* This is based on patients treated on this contract for their most recent course of treatment. Figures in italics indicate the base number of FP17s or Patient Questionnaire responses are less than 100. N/A is shown where the base number of responses is less than 10 during the period. % is calculated as Quantity/Base number*100

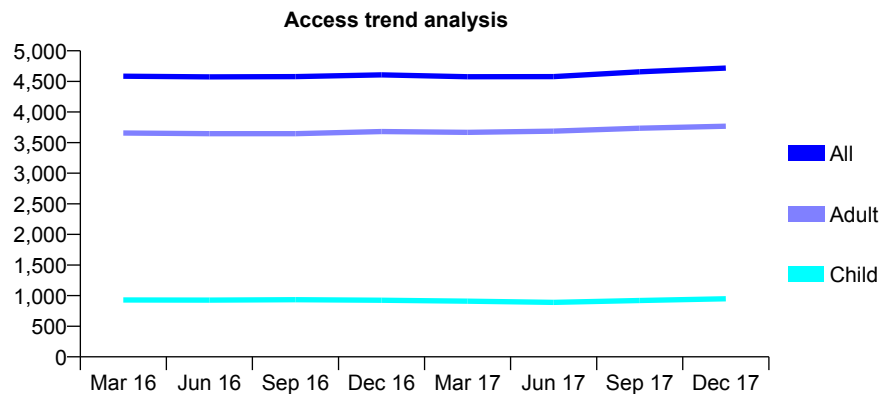
Q60 - Vital Signs At a Glance Contract Report for 165832/0001 - December 2017

Name or company name	Dam Street Dental Practice
Contract type name	GDS Contract
Purpose of contract	General
Contract start date	16/05/2012
Contract end date	

17/18 Contracted general activity (UDA)	12,210
Carry forward general activity (UDA)	-127
17/18 Contracted orthodontic activity (UOA)	0
Carry forward orthodontic activity (UOA)	0
Baseline contract value	£314,797.02

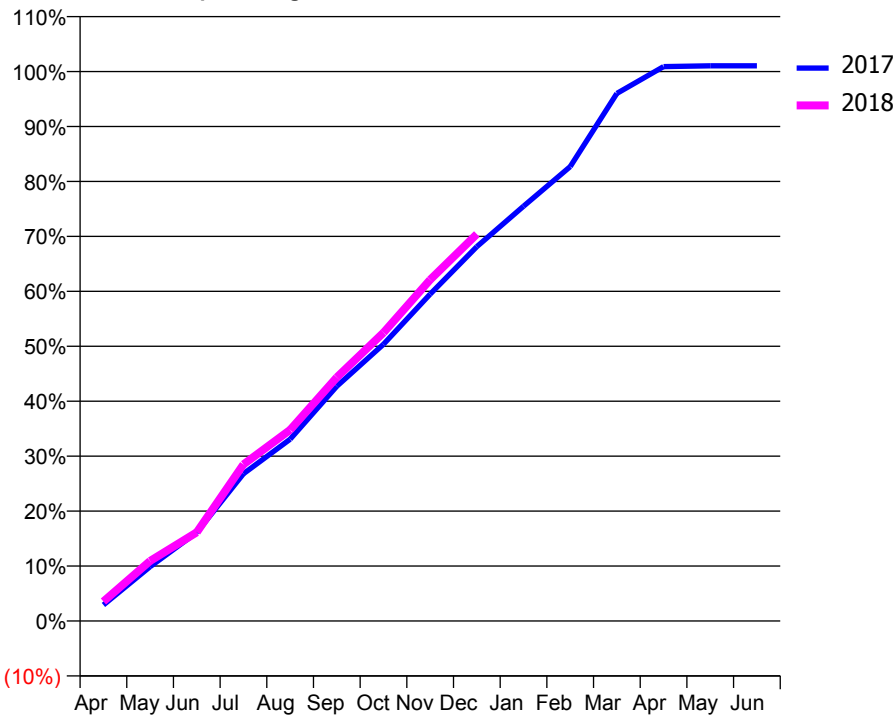
ACCESS*

Patients seen in 24 months	Total	Change since previous quarter
Quarter ending December 2016	4,606	
Quarter ending March 2017	4,577	→
Quarter ending June 2017	4,578	→
Quarter ending September 2017	4,656	→
Quarter ending December 2017	4,717	→
Variance since December 2016	2.4%	↑



ACTIVITY

Cumulative percentage of contracted UDA delivered 2017 & 2018



Month	Adjusted Scheduled Activity (UDA)	
	2017	2018
April	358	435
May	1,206	1,334
June	1,969	1,973
July	3,273	3,481
August	4,040	4,246
September	5,216	5,414
October	6,150	6,407
November	7,264	7,585
December	8,320	8,598
January	9,216	
February	10,097	
March	11,724	
April	12,318	
May	12,337	
June	12,337	

QUALITY

	Quantity	Base Number	Contract	AT	Region	England
% of FP17s for the same patient ID Re-attending within 3 months - Children	76	934	8.1%	10.2%	11.8%	12.0%
% of FP17s for the same patient ID Re-attending within 3 months - Adults	570	3,730	15.3%	13.4%	15.3%	15.9%
% of FP17s for the same patient ID Re-attending between 3 & 9 months - Children	425	934	45.5%	59.6%	59.1%	58.0%
% of FP17s for the same patient ID Re-attending between 3 & 9 months - Adults	1,801	3,730	48.3%	54.5%	51.5%	50.5%
% of FP17s for Band 1 Urgent Courses	221	3,970	5.6%	7.2%	8.0%	9.0%
% of FP17s Relating to Free Repair or Replacements	47	3,970	1.2%	0.9%	0.8%	0.8%
% of FP17s Relating to Continuations	83	3,970	2.1%	1.2%	1.1%	1.1%
% of Patients satisfied with the dentistry they have received	9	10	90.0%	91.5%	91.6%	91.5%
% of Patients satisfied with the time they had to wait for an appointment	9	10	90.0%	89.7%	88.3%	87.9%

* This is based on patients treated on this contract for their most recent course of treatment. Figures in italics indicate the base number of FP17s or Patient Questionnaire responses are less than 100. N/A is shown where the base number of responses is less than 10 during the period. % is calculated as Quantity/Base number*100

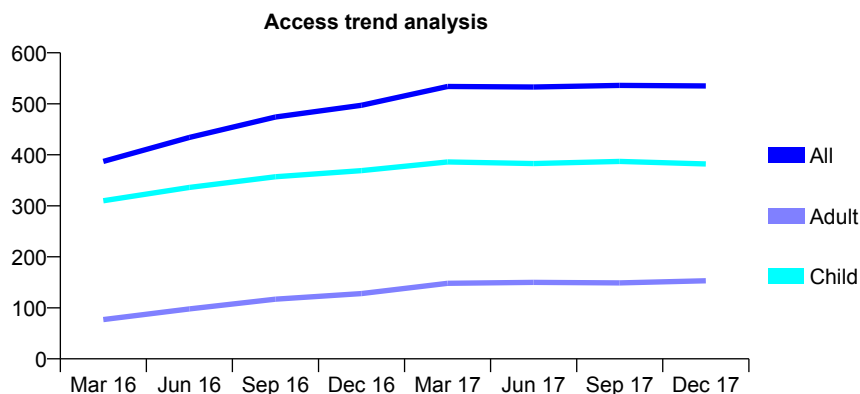
Q60 - Vital Signs At a Glance Contract Report for 166219/0001 - December 2017

Name or company name	Grocott and Vlok
Contract type name	GDS Contract
Purpose of contract	General
Contract start date	18/05/2015
Contract end date	

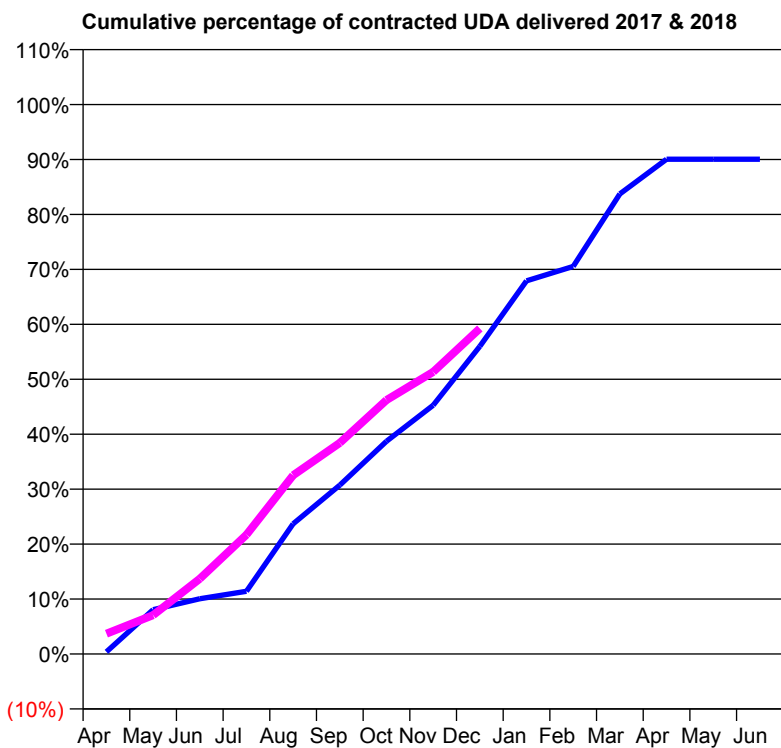
17/18 Contracted general activity (UDA)	1,471
Carry forward general activity (UDA)	0
17/18 Contracted orthodontic activity (UOA)	0
Carry forward orthodontic activity (UOA)	0
Baseline contract value	£39,799.10

ACCESS*

Patients seen in 24 months	Total	Change since previous quarter
Quarter ending December 2016	497	
Quarter ending March 2017	534	↑
Quarter ending June 2017	533	→
Quarter ending September 2017	536	→
Quarter ending December 2017	535	→
Variance since December 2016	7.6%	↑



ACTIVITY



Month	Adjusted Scheduled Activity (UDA)	
	2017	2018
April	6	54
May	119	104
June	148	201
July	168	319
August	349	479
September	452	565
October	570	680
November	666	755
December	824	872
January	999	
February	1,038	
March	1,232	
April	1,324	
May	1,324	
June	1,324	

QUALITY

	Quantity	Base Number	Contract	AT	Region	England
% of FP17s for the same patient ID Re-attending within 3 months - Children	39	423	9.2%	10.2%	11.8%	12.0%
% of FP17s for the same patient ID Re-attending within 3 months - Adults	20	108	18.5%	13.4%	15.3%	15.9%
% of FP17s for the same patient ID Re-attending between 3 & 9 months - Children	215	423	50.8%	59.6%	59.1%	58.0%
% of FP17s for the same patient ID Re-attending between 3 & 9 months - Adults	45	108	41.7%	54.5%	51.5%	50.5%
% of FP17s for Band 1 Urgent Courses	28	500	5.6%	7.2%	8.0%	9.0%
% of FP17s Relating to Free Repair or Replacements	0	500	0.0%	0.9%	0.8%	0.8%
% of FP17s Relating to Continuations	0	500	0.0%	1.2%	1.1%	1.1%
% of Patients satisfied with the dentistry they have received	0	0	N/A	91.5%	91.6%	91.5%
% of Patients satisfied with the time they had to wait for an appointment	0	0	N/A	89.7%	88.3%	87.9%

* This is based on patients treated on this contract for their most recent course of treatment. Figures in italics indicate the base number of FP17s or Patient Questionnaire responses are less than 100. N/A is shown where the base number of responses is less than 10 during the period. % is calculated as Quantity/Base number*100

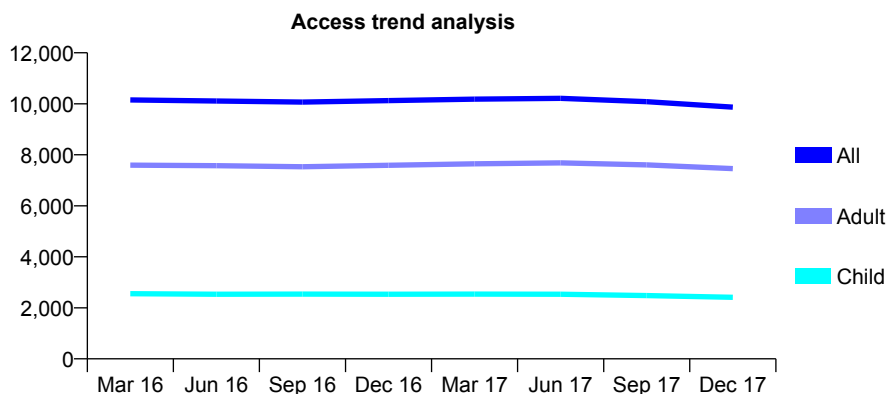
Q60 - Vital Signs At a Glance Contract Report for 168971/0001 - December 2017

Name or company name	Blurton Dental Centre
Contract type name	GDS Contract
Purpose of contract	General
Contract start date	01/04/2012
Contract end date	

17/18 Contracted general activity (UDA)	28,918
Carry forward general activity (UDA)	117
17/18 Contracted orthodontic activity (UOA)	0
Carry forward orthodontic activity (UOA)	0
Baseline contract value	£748,171.31

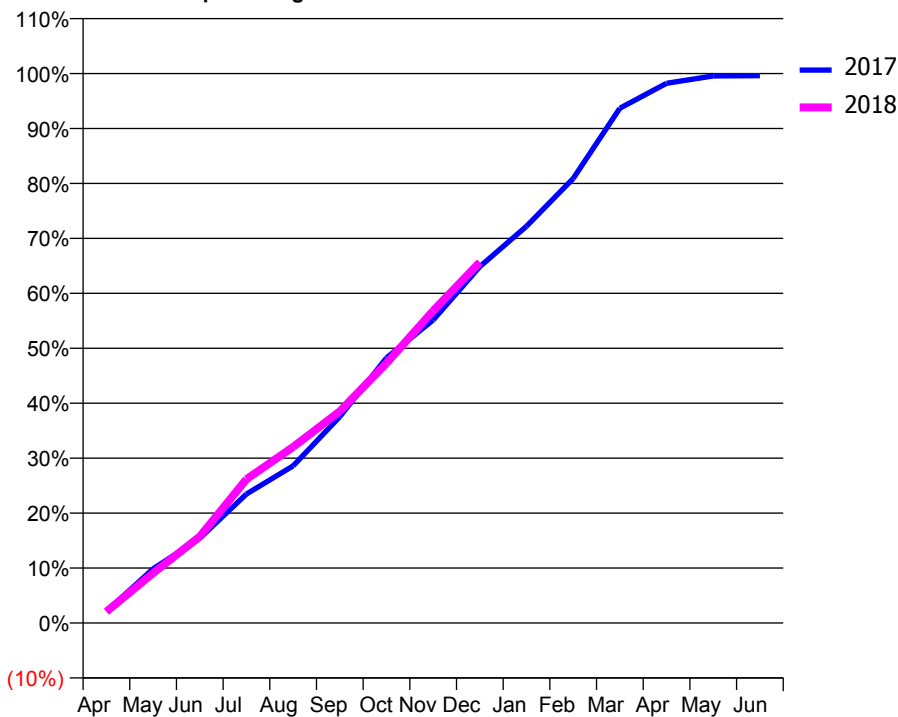
ACCESS*

Patients seen in 24 months	Total	Change since previous quarter
Quarter ending December 2016	10,123	
Quarter ending March 2017	10,184	→
Quarter ending June 2017	10,216	→
Quarter ending September 2017	10,085	↓
Quarter ending December 2017	9,871	↓
Variance since December 2016	(2.5%)	↓



ACTIVITY

Cumulative percentage of contracted UDA delivered 2017 & 2018



Month	Adjusted Scheduled Activity (UDA)	
	2017	2018
April	619	603
May	2,852	2,630
June	4,457	4,554
July	6,789	7,566
August	8,270	9,268
September	10,862	11,142
October	13,952	13,674
November	15,947	16,428
December	18,754	18,986
January	20,879	
February	23,395	
March	27,089	
April	28,401	
May	28,790	
June	28,801	

QUALITY

	Quantity	Base Number	Contract	AT	Region	England
% of FP17s for the same patient ID Re-attending within 3 months - Children	176	2,339	7.5%	10.2%	11.8%	12.0%
% of FP17s for the same patient ID Re-attending within 3 months - Adults	857	7,329	11.7%	13.4%	15.3%	15.9%
% of FP17s for the same patient ID Re-attending between 3 & 9 months - Children	1,228	2,339	52.5%	59.6%	59.1%	58.0%
% of FP17s for the same patient ID Re-attending between 3 & 9 months - Adults	4,210	7,329	57.4%	54.5%	51.5%	50.5%
% of FP17s for Band 1 Urgent Courses	426	8,896	4.8%	7.2%	8.0%	9.0%
% of FP17s Relating to Free Repair or Replacements	42	8,896	0.5%	0.9%	0.8%	0.8%
% of FP17s Relating to Continuations	179	8,896	2.0%	1.2%	1.1%	1.1%
% of Patients satisfied with the dentistry they have received	13	14	92.9%	91.5%	91.6%	91.5%
% of Patients satisfied with the time they had to wait for an appointment	13	14	92.9%	89.7%	88.3%	87.9%

* This is based on patients treated on this contract for their most recent course of treatment. Figures in italics indicate the base number of FP17s or Patient Questionnaire responses are less than 100. N/A is shown where the base number of responses is less than 10 during the period. % is calculated as Quantity/Base number*100

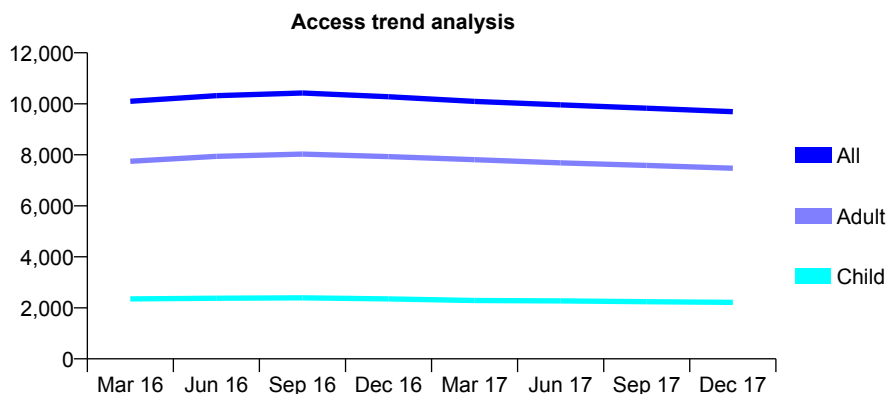
Q60 - Vital Signs At a Glance Contract Report for 171077/0001 - December 2017

Name or company name	Avondale House Surgery Ltd
Contract type name	GDS Contract
Purpose of contract	General
Contract start date	04/09/2009
Contract end date	

17/18 Contracted general activity (UDA)	30,210
Carry forward general activity (UDA)	1,045
17/18 Contracted orthodontic activity (UOA)	0
Carry forward orthodontic activity (UOA)	0
Baseline contract value	£804,322.50

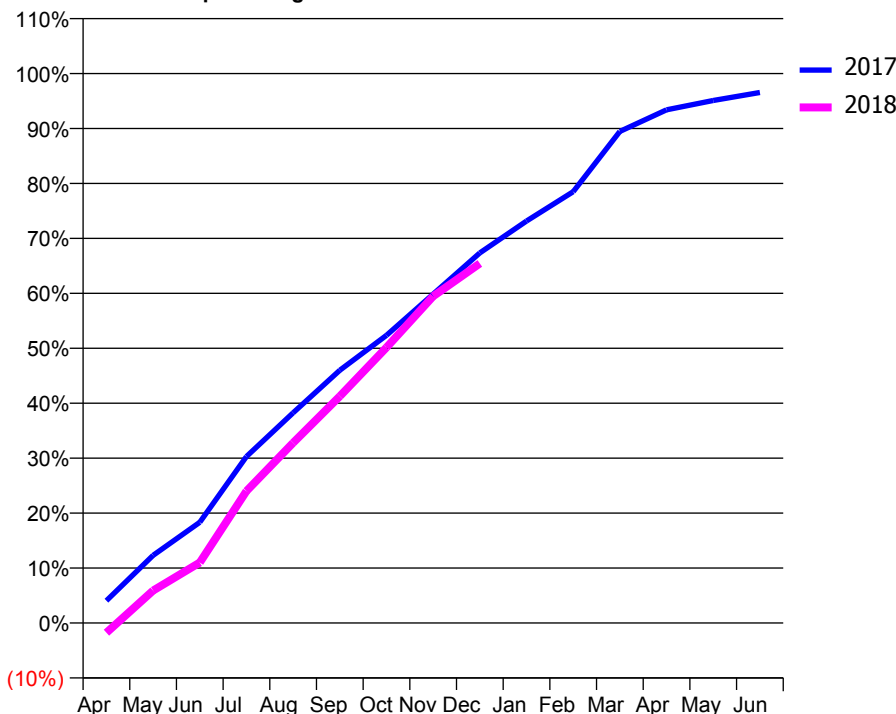
ACCESS*

Patients seen in 24 months	Total	Change since previous quarter
Quarter ending December 2016	10,279	
Quarter ending March 2017	10,094	↓
Quarter ending June 2017	9,957	↓
Quarter ending September 2017	9,825	↓
Quarter ending December 2017	9,690	↓
Variance since December 2016	(5.7%)	↓



ACTIVITY

Cumulative percentage of contracted UDA delivered 2017 & 2018



Month	Adjusted Scheduled Activity (UDA)	
	2017	2018
April	1,230	-537
May	3,720	1,786
June	5,540	3,324
July	9,155	7,251
August	11,561	9,907
September	13,893	12,464
October	15,819	15,151
November	18,084	17,966
December	20,345	19,765
January	22,100	
February	23,710	
March	27,025	
April	28,215	
May	28,726	
June	29,165	

QUALITY

	Quantity	Base Number	Contract	AT	Region	England
% of FP17s for the same patient ID Re-attending within 3 months - Children	122	2,059	5.9%	10.2%	11.8%	12.0%
% of FP17s for the same patient ID Re-attending within 3 months - Adults	949	6,853	13.8%	13.4%	15.3%	15.9%
% of FP17s for the same patient ID Re-attending between 3 & 9 months - Children	925	2,059	44.9%	59.6%	59.1%	58.0%
% of FP17s for the same patient ID Re-attending between 3 & 9 months - Adults	3,169	6,853	46.2%	54.5%	51.5%	50.5%
% of FP17s for Band 1 Urgent Courses	702	8,206	8.6%	7.2%	8.0%	9.0%
% of FP17s Relating to Free Repair or Replacements	75	8,206	0.9%	0.9%	0.8%	0.8%
% of FP17s Relating to Continuations	47	8,206	0.6%	1.2%	1.1%	1.1%
% of Patients satisfied with the dentistry they have received	23	25	92.0%	91.5%	91.6%	91.5%
% of Patients satisfied with the time they had to wait for an appointment	24	25	96.0%	89.7%	88.3%	87.9%

* This is based on patients treated on this contract for their most recent course of treatment. Figures in italics indicate the base number of FP17s or Patient Questionnaire responses are less than 100. N/A is shown where the base number of responses is less than 10 during the period. % is calculated as Quantity/Base number*100

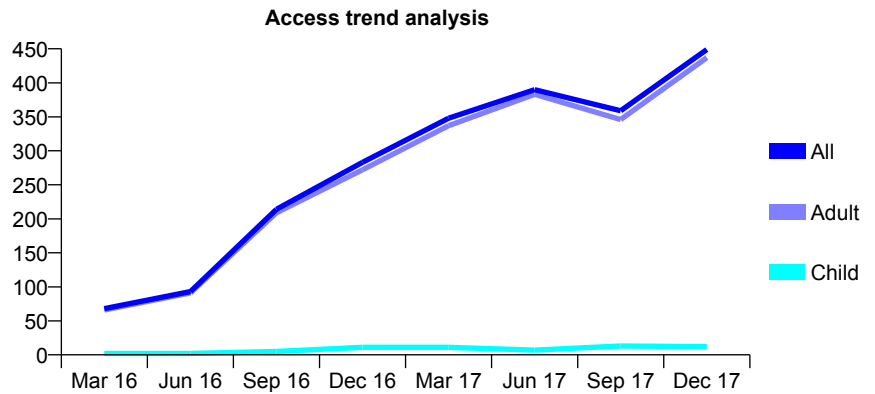
Q60 - Vital Signs At a Glance Contract Report for 175293/0001 - December 2017

Name or company name	Stirchley Dental Practice
Contract type name	PDS Contract
Purpose of contract	General
Contract start date	01/07/2015
Contract end date	31/03/2020

17/18 Contracted general activity (UDA)	1,800
Carry forward general activity (UDA)	0
17/18 Contracted orthodontic activity (UOA)	0
Carry forward orthodontic activity (UOA)	0
Baseline contract value	£73,384.26

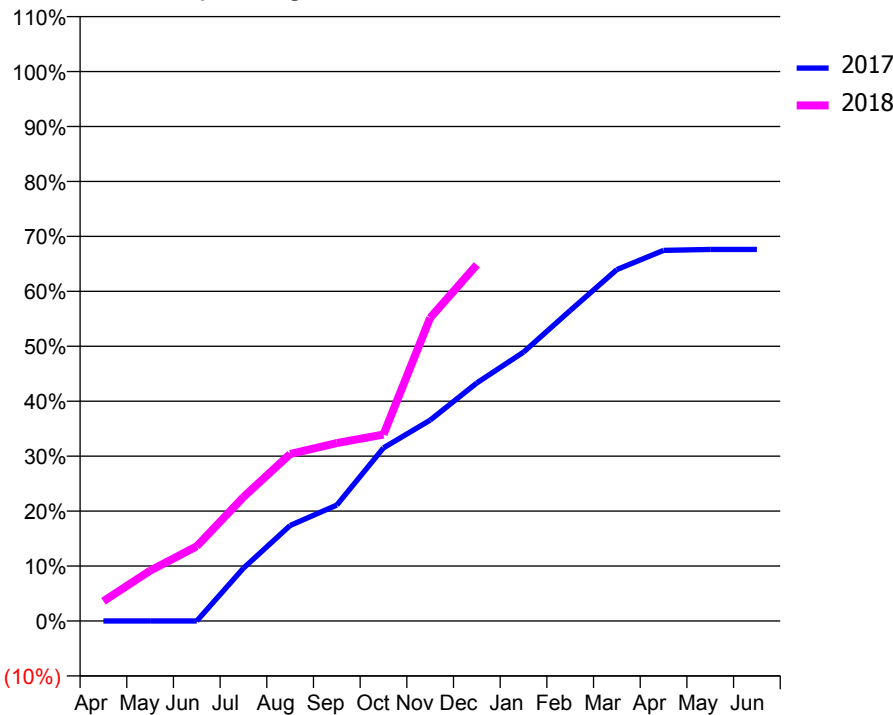
ACCESS*

Patients seen in 24 months	Total	Change since previous quarter
Quarter ending December 2016	283	
Quarter ending March 2017	348	↑
Quarter ending June 2017	390	↑
Quarter ending September 2017	359	↓
Quarter ending December 2017	449	↑
Variance since December 2016	58.7%	↑



ACTIVITY

Cumulative percentage of contracted UDA delivered 2017 & 2018



Month	Adjusted Scheduled Activity (UDA)	
	2017	2018
April	0	65
May	0	165
June	0	245
July	173	406
August	313	547
September	380	583
October	567	611
November	658	993
December	780	1,167
January	881	
February	1,017	
March	1,151	
April	1,214	
May	1,217	
June	1,217	

QUALITY

	Quantity	Base Number	Contract	AT	Region	England
% of FP17s for the same patient ID Re-attending within 3 months - Children	0	18	0.0%	10.2%	11.8%	12.0%
% of FP17s for the same patient ID Re-attending within 3 months - Adults	4	413	1.0%	13.4%	15.3%	15.9%
% of FP17s for the same patient ID Re-attending between 3 & 9 months - Children	0	18	0.0%	59.6%	59.1%	58.0%
% of FP17s for the same patient ID Re-attending between 3 & 9 months - Adults	0	413	0.0%	54.5%	51.5%	50.5%
% of FP17s for Band 1 Urgent Courses	0	407	0.0%	7.2%	8.0%	9.0%
% of FP17s Relating to Free Repair or Replacements	0	407	0.0%	0.9%	0.8%	0.8%
% of FP17s Relating to Continuations	0	407	0.0%	1.2%	1.1%	1.1%
% of Patients satisfied with the dentistry they have received	0	0	N/A	91.5%	91.6%	91.5%
% of Patients satisfied with the time they had to wait for an appointment	0	0	N/A	89.7%	88.3%	87.9%

* This is based on patients treated on this contract for their most recent course of treatment. Figures in italics indicate the base number of FP17s or Patient Questionnaire responses are less than 100. N/A is shown where the base number of responses is less than 10 during the period. % is calculated as Quantity/Base number*100

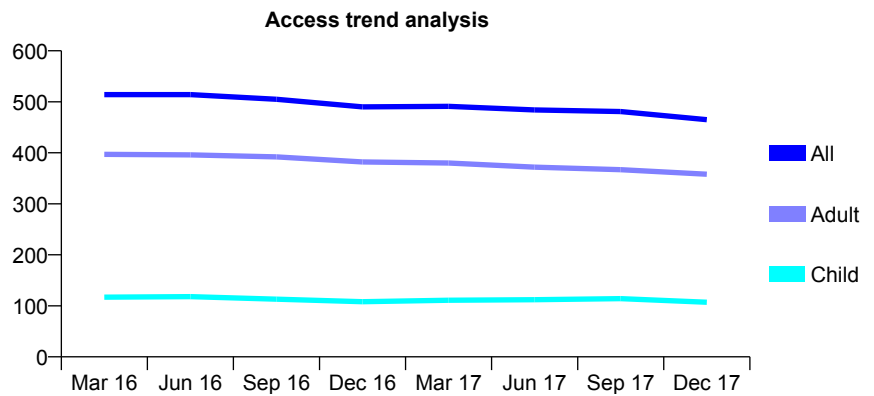
Q60 - Vital Signs At a Glance Contract Report for 17552/0001 - December 2017

Name or company name	Britannia House Dental Practice
Contract type name	GDS Contract
Purpose of contract	General
Contract start date	01/12/2009
Contract end date	

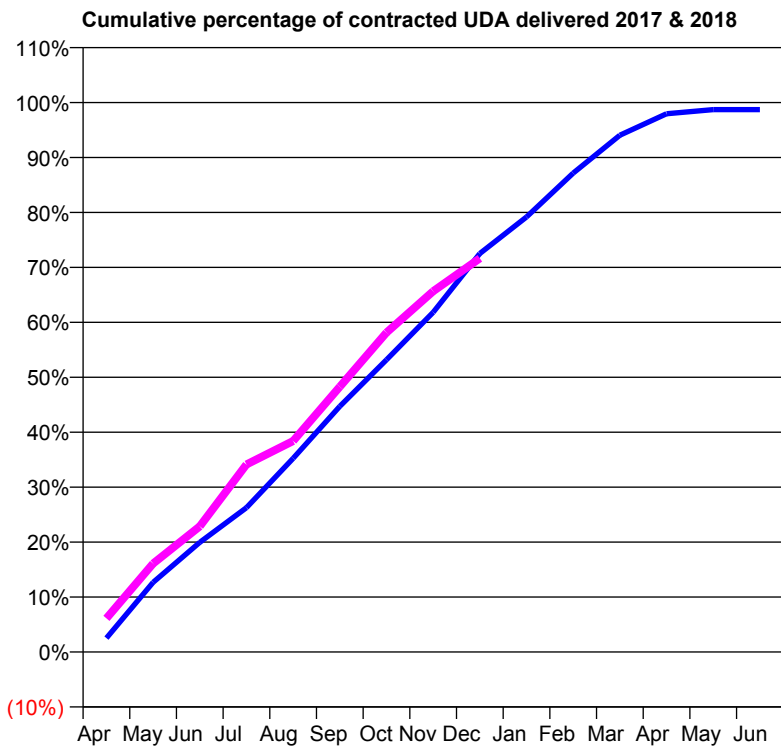
17/18 Contracted general activity (UDA)	1,438
Carry forward general activity (UDA)	19
17/18 Contracted orthodontic activity (UOA)	0
Carry forward orthodontic activity (UOA)	0
Baseline contract value	£37,101.82

ACCESS*

Patients seen in 24 months	Total	Change since previous quarter
Quarter ending December 2016	490	
Quarter ending March 2017	491	→
Quarter ending June 2017	484	↓
Quarter ending September 2017	481	→
Quarter ending December 2017	465	↓
Variance since December 2016	(5.1%)	↓



ACTIVITY



Month	Adjusted Scheduled Activity (UDA)	
	2017	2018
April	36	88
May	182	231
June	287	329
July	378	491
August	507	552
September	643	694
October	765	836
November	889	944
December	1,043	1,030
January	1,138	
February	1,253	
March	1,352	
April	1,408	
May	1,419	
June	1,419	

QUALITY

	Quantity	Base Number	Contract	AT	Region	England
% of FP17s for the same patient ID Re-attending within 3 months - Children	8	115	7.0%	10.2%	11.8%	12.0%
% of FP17s for the same patient ID Re-attending within 3 months - Adults	58	471	12.3%	13.4%	15.3%	15.9%
% of FP17s for the same patient ID Re-attending between 3 & 9 months - Children	80	115	69.6%	59.6%	59.1%	58.0%
% of FP17s for the same patient ID Re-attending between 3 & 9 months - Adults	350	471	74.3%	54.5%	51.5%	50.5%
% of FP17s for Band 1 Urgent Courses	47	563	8.3%	7.2%	8.0%	9.0%
% of FP17s Relating to Free Repair or Replacements	1	563	0.2%	0.9%	0.8%	0.8%
% of FP17s Relating to Continuations	1	563	0.2%	1.2%	1.1%	1.1%
% of Patients satisfied with the dentistry they have received	0	1	N/A	91.5%	91.6%	91.5%
% of Patients satisfied with the time they had to wait for an appointment	0	1	N/A	89.7%	88.3%	87.9%

* This is based on patients treated on this contract for their most recent course of treatment. Figures in italics indicate the base number of FP17s or Patient Questionnaire responses are less than 100. N/A is shown where the base number of responses is less than 10 during the period. % is calculated as Quantity/Base number*100

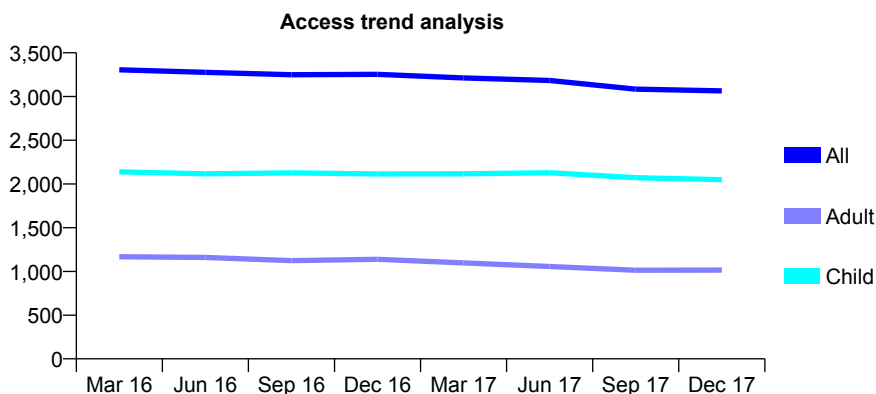
Q60 - Vital Signs At a Glance Contract Report for 176907/0001 - December 2017

Name or company name	The Tutbury Dental Practice Ltd
Contract type name	GDS Contract
Purpose of contract	General
Contract start date	01/09/2009
Contract end date	

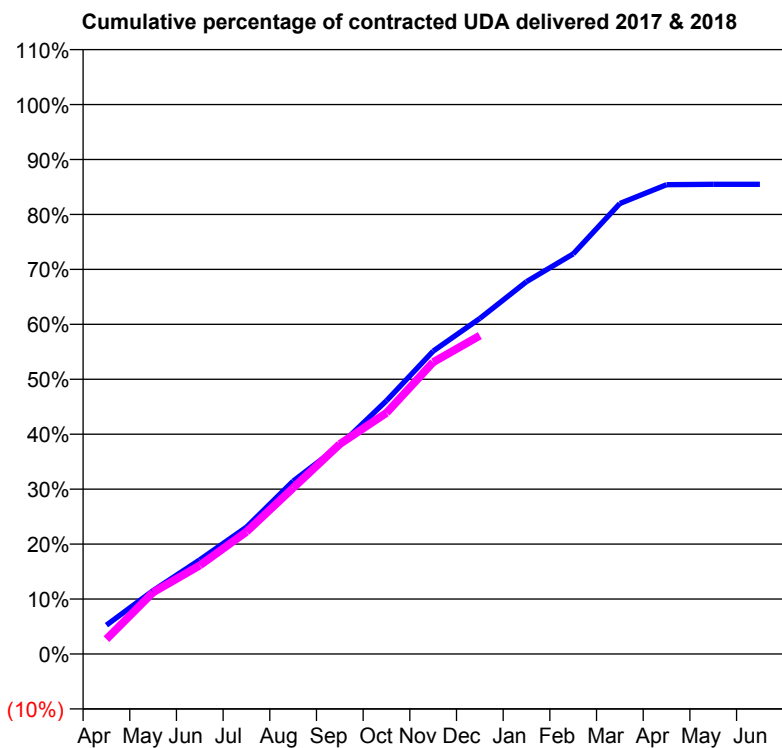
17/18 Contracted general activity (UDA)	9,200
Carry forward general activity (UDA)	0
17/18 Contracted orthodontic activity (UOA)	0
Carry forward orthodontic activity (UOA)	0
Baseline contract value	£206,016.64

ACCESS*

Patients seen in 24 months	Total	Change since previous quarter
Quarter ending December 2016	3,254	
Quarter ending March 2017	3,213	↓
Quarter ending June 2017	3,184	→
Quarter ending September 2017	3,085	↓
Quarter ending December 2017	3,064	→
Variance since December 2016	(5.8%)	↓



ACTIVITY



Month	Adjusted Scheduled Activity (UDA)	
	2017	2018
April	483	248
May	1,062	1,033
June	1,577	1,484
July	2,123	2,046
August	2,895	2,780
September	3,494	3,515
October	4,240	4,037
November	5,072	4,886
December	5,618	5,330
January	6,235	
February	6,699	
March	7,542	
April	7,858	
May	7,865	
June	7,865	

QUALITY

	Quantity	Base Number	Contract	AT	Region	England
% of FP17s for the same patient ID Re-attending within 3 months - Children	173	2,685	6.4%	10.2%	11.8%	12.0%
% of FP17s for the same patient ID Re-attending within 3 months - Adults	182	872	20.9%	13.4%	15.3%	15.9%
% of FP17s for the same patient ID Re-attending between 3 & 9 months - Children	1,986	2,685	74.0%	59.6%	59.1%	58.0%
% of FP17s for the same patient ID Re-attending between 3 & 9 months - Adults	508	872	58.3%	54.5%	51.5%	50.5%
% of FP17s for Band 1 Urgent Courses	154	3,409	4.5%	7.2%	8.0%	9.0%
% of FP17s Relating to Free Repair or Replacements	1	3,409	0.0%	0.9%	0.8%	0.8%
% of FP17s Relating to Continuations	5	3,409	0.1%	1.2%	1.1%	1.1%
% of Patients satisfied with the dentistry they have received	4	4	N/A	91.5%	91.6%	91.5%
% of Patients satisfied with the time they had to wait for an appointment	4	4	N/A	89.7%	88.3%	87.9%

* This is based on patients treated on this contract for their most recent course of treatment. Figures in italics indicate the base number of FP17s or Patient Questionnaire responses are less than 100. N/A is shown where the base number of responses is less than 10 during the period. % is calculated as Quantity/Base number*100

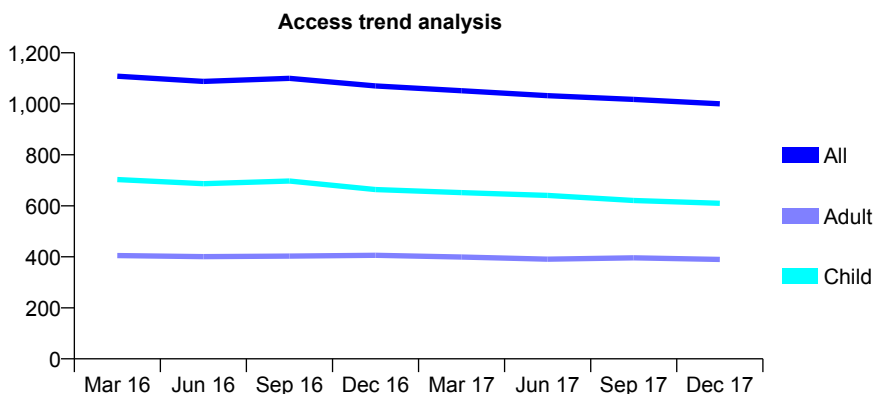
Q60 - Vital Signs At a Glance Contract Report for 178160/0001 - December 2017

Name or company name	Diana Dental
Contract type name	GDS Contract
Purpose of contract	General
Contract start date	01/04/2013
Contract end date	

17/18 Contracted general activity (UDA)	3,000
Carry forward general activity (UDA)	109
17/18 Contracted orthodontic activity (UOA)	0
Carry forward orthodontic activity (UOA)	0
Baseline contract value	£73,336.85

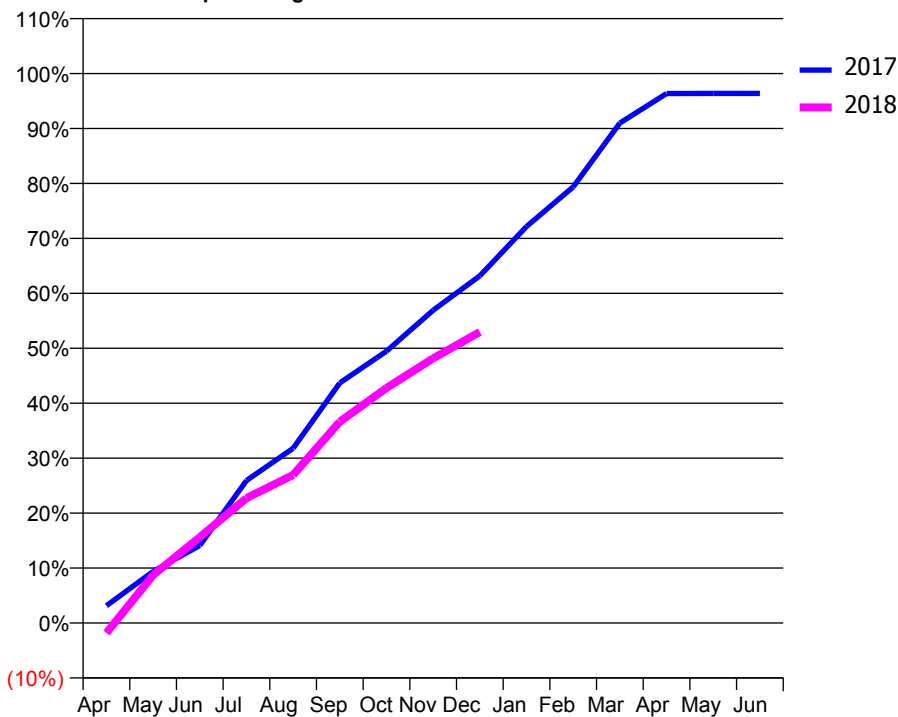
ACCESS*

Patients seen in 24 months	Total	Change since previous quarter
Quarter ending December 2016	1,070	
Quarter ending March 2017	1,051	↓
Quarter ending June 2017	1,032	↓
Quarter ending September 2017	1,017	↓
Quarter ending December 2017	1,000	↓
Variance since December 2016	(6.5%)	↓



ACTIVITY

Cumulative percentage of contracted UDA delivered 2017 & 2018



Month	Adjusted Scheduled Activity (UDA)	
	2017	2018
April	94	-55
May	281	262
June	423	469
July	778	682
August	954	809
September	1,311	1,099
October	1,484	1,283
November	1,708	1,445
December	1,896	1,589
January	2,165	
February	2,381	
March	2,730	
April	2,890	
May	2,891	
June	2,891	

QUALITY

	Quantity	Base Number	Contract	AT	Region	England
% of FP17s for the same patient ID Re-attending within 3 months - Children	96	821	11.7%	10.2%	11.8%	12.0%
% of FP17s for the same patient ID Re-attending within 3 months - Adults	44	350	12.6%	13.4%	15.3%	15.9%
% of FP17s for the same patient ID Re-attending between 3 & 9 months - Children	589	821	71.7%	59.6%	59.1%	58.0%
% of FP17s for the same patient ID Re-attending between 3 & 9 months - Adults	235	350	67.1%	54.5%	51.5%	50.5%
% of FP17s for Band 1 Urgent Courses	4	1,084	0.4%	7.2%	8.0%	9.0%
% of FP17s Relating to Free Repair or Replacements	1	1,084	0.1%	0.9%	0.8%	0.8%
% of FP17s Relating to Continuations	25	1,084	2.3%	1.2%	1.1%	1.1%
% of Patients satisfied with the dentistry they have received	0	0	N/A	91.5%	91.6%	91.5%
% of Patients satisfied with the time they had to wait for an appointment	0	0	N/A	89.7%	88.3%	87.9%

* This is based on patients treated on this contract for their most recent course of treatment. Figures in italics indicate the base number of FP17s or Patient Questionnaire responses are less than 100. N/A is shown where the base number of responses is less than 10 during the period. % is calculated as Quantity/Base number*100

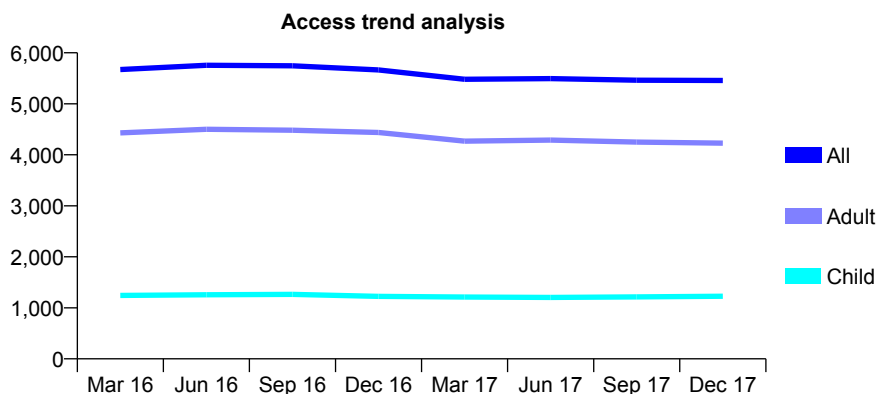
Q60 - Vital Signs At a Glance Contract Report for 181110/0003 - December 2017

Name or company name	IDH Limited
Contract type name	GDS Contract
Purpose of contract	General
Contract start date	01/06/2008
Contract end date	

17/18 Contracted general activity (UDA)	18,451
Carry forward general activity (UDA)	0
17/18 Contracted orthodontic activity (UOA)	0
Carry forward orthodontic activity (UOA)	0
Baseline contract value	£426,161.72

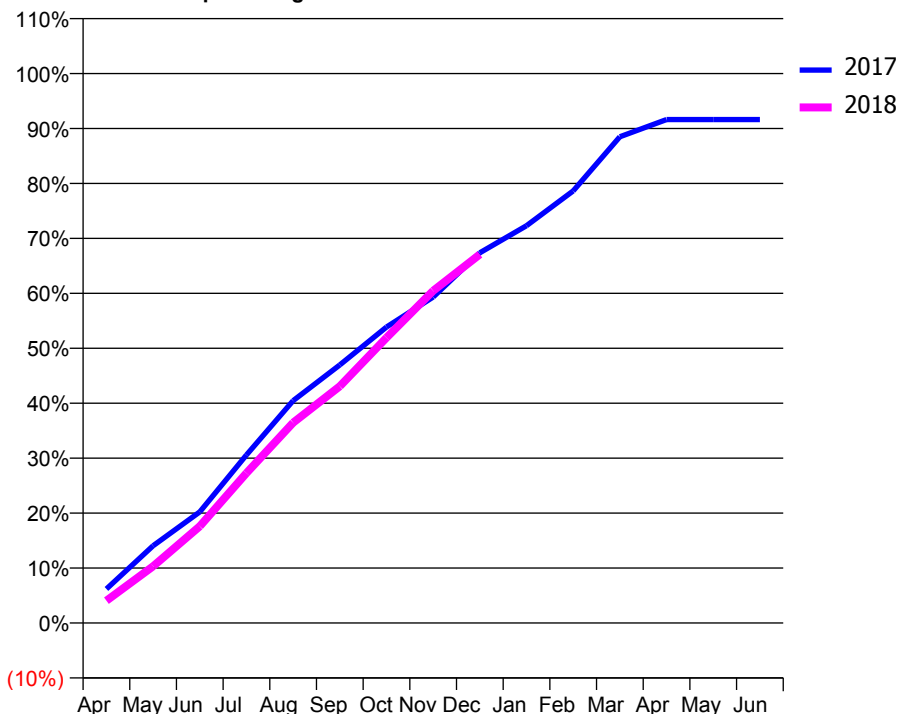
ACCESS*

Patients seen in 24 months	Total	Change since previous quarter
Quarter ending December 2016	5,664	
Quarter ending March 2017	5,480	↓
Quarter ending June 2017	5,493	→
Quarter ending September 2017	5,464	→
Quarter ending December 2017	5,457	→
Variance since December 2016	(3.7%)	↓



ACTIVITY

Cumulative percentage of contracted UDA delivered 2017 & 2018



Month	Adjusted Scheduled Activity (UDA)	
	2017	2018
April	1,145	749
May	2,594	1,904
June	3,734	3,249
July	5,646	5,037
August	7,466	6,726
September	8,667	7,952
October	9,936	9,579
November	10,946	11,155
December	12,431	12,380
January	13,339	
February	14,508	
March	16,326	
April	16,906	
May	16,906	
June	16,906	

QUALITY

	Quantity	Base Number	Contract	AT	Region	England
% of FP17s for the same patient ID Re-attending within 3 months - Children	60	1,209	5.0%	10.2%	11.8%	12.0%
% of FP17s for the same patient ID Re-attending within 3 months - Adults	447	3,826	11.7%	13.4%	15.3%	15.9%
% of FP17s for the same patient ID Re-attending between 3 & 9 months - Children	659	1,209	54.5%	59.6%	59.1%	58.0%
% of FP17s for the same patient ID Re-attending between 3 & 9 months - Adults	1,722	3,826	45.0%	54.5%	51.5%	50.5%
% of FP17s for Band 1 Urgent Courses	256	4,776	5.4%	7.2%	8.0%	9.0%
% of FP17s Relating to Free Repair or Replacements	17	4,776	0.4%	0.9%	0.8%	0.8%
% of FP17s Relating to Continuations	119	4,776	2.5%	1.2%	1.1%	1.1%
% of Patients satisfied with the dentistry they have received	2	3	N/A	91.5%	91.6%	91.5%
% of Patients satisfied with the time they had to wait for an appointment	3	3	N/A	89.7%	88.3%	87.9%

* This is based on patients treated on this contract for their most recent course of treatment. Figures in italics indicate the base number of FP17s or Patient Questionnaire responses are less than 100. N/A is shown where the base number of responses is less than 10 during the period. % is calculated as Quantity/Base number*100

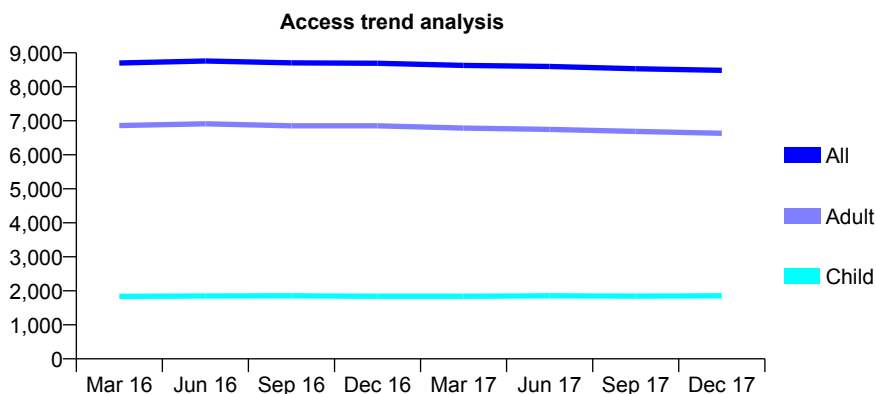
Q60 - Vital Signs At a Glance Contract Report for 181110/0004 - December 2017

Name or company name	IDH Limited
Contract type name	GDS Contract
Purpose of contract	General and Orthodontic
Contract start date	01/08/2008
Contract end date	

17/18 Contracted general activity (UDA)	25,040
Carry forward general activity (UDA)	227
17/18 Contracted orthodontic activity (UOA)	2,792
Carry forward orthodontic activity (UOA)	0
Baseline contract value	£787,632.41

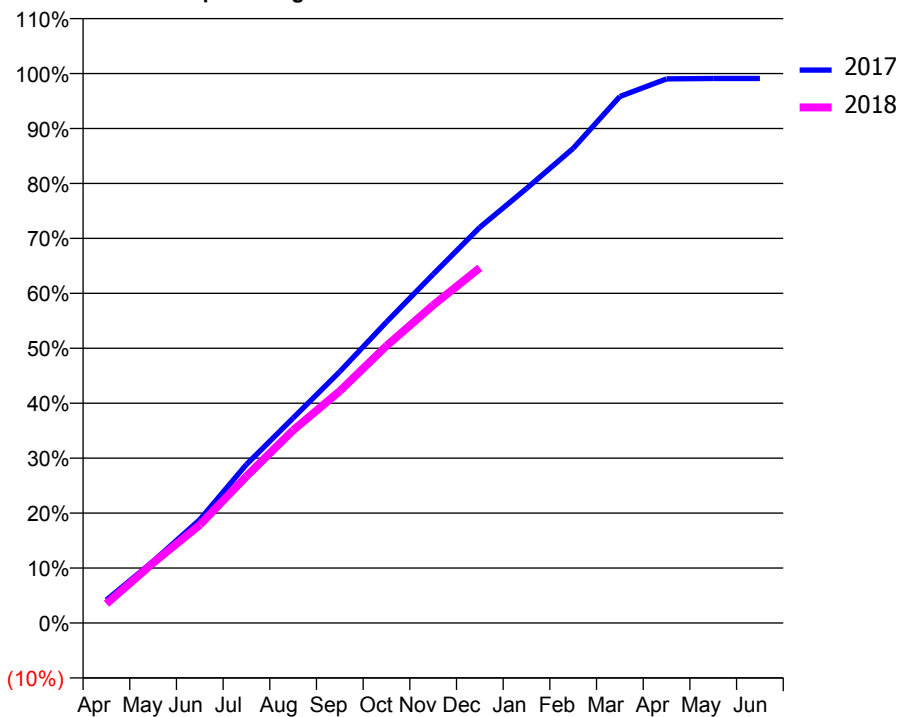
ACCESS*

Patients seen in 24 months	Total	Change since previous quarter
Quarter ending December 2016	8,693	
Quarter ending March 2017	8,631	→
Quarter ending June 2017	8,599	→
Quarter ending September 2017	8,531	→
Quarter ending December 2017	8,486	→
Variance since December 2016	(2.4%)	↓



ACTIVITY

Cumulative percentage of contracted UDA delivered 2017 & 2018



Month	Adjusted Scheduled Activity (UDA)	
	2017	2018
April	1,050	876
May	2,811	2,736
June	4,714	4,467
July	7,228	6,690
August	9,345	8,784
September	11,456	10,570
October	13,715	12,632
November	15,894	14,483
December	18,030	16,182
January	19,802	
February	21,629	
March	23,993	
April	24,794	
May	24,814	
June	24,813	

QUALITY

	Quantity	Base Number	Contract	AT	Region	England
% of FP17s for the same patient ID Re-attending within 3 months - Children	124	2,087	5.9%	10.2%	11.8%	12.0%
% of FP17s for the same patient ID Re-attending within 3 months - Adults	740	6,339	11.7%	13.4%	15.3%	15.9%
% of FP17s for the same patient ID Re-attending between 3 & 9 months - Children	1,117	2,087	53.5%	59.6%	59.1%	58.0%
% of FP17s for the same patient ID Re-attending between 3 & 9 months - Adults	3,630	6,339	57.3%	54.5%	51.5%	50.5%
% of FP17s for Band 1 Urgent Courses	419	7,723	5.4%	7.2%	8.0%	9.0%
% of FP17s Relating to Free Repair or Replacements	37	7,723	0.5%	0.9%	0.8%	0.8%
% of FP17s Relating to Continuations	160	7,723	2.1%	1.2%	1.1%	1.1%
% of Patients satisfied with the dentistry they have received	9	9	N/A	91.5%	91.6%	91.5%
% of Patients satisfied with the time they had to wait for an appointment	9	9	N/A	89.7%	88.3%	87.9%

* This is based on patients treated on this contract for their most recent course of treatment. Figures in italics indicate the base number of FP17s or Patient Questionnaire responses are less than 100. N/A is shown where the base number of responses is less than 10 during the period. % is calculated as Quantity/Base number*100

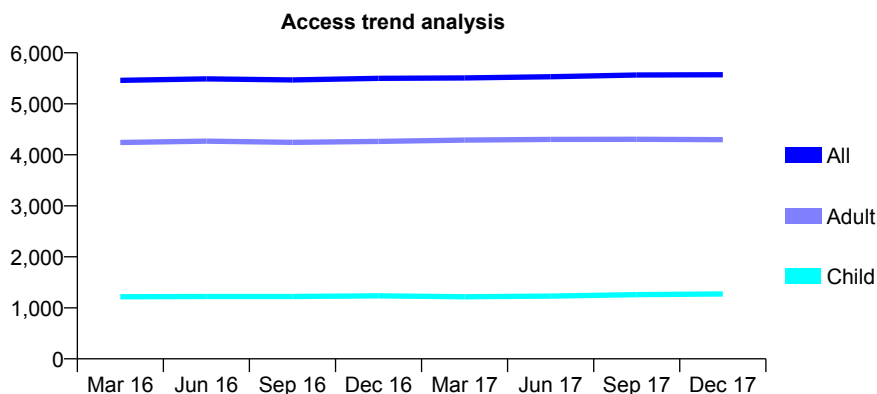
Q60 - Vital Signs At a Glance Contract Report for 182141/0001 - December 2017

Name or company name	Audley Dental Practice Partnership
Contract type name	GDS Contract
Purpose of contract	General
Contract start date	01/04/2012
Contract end date	

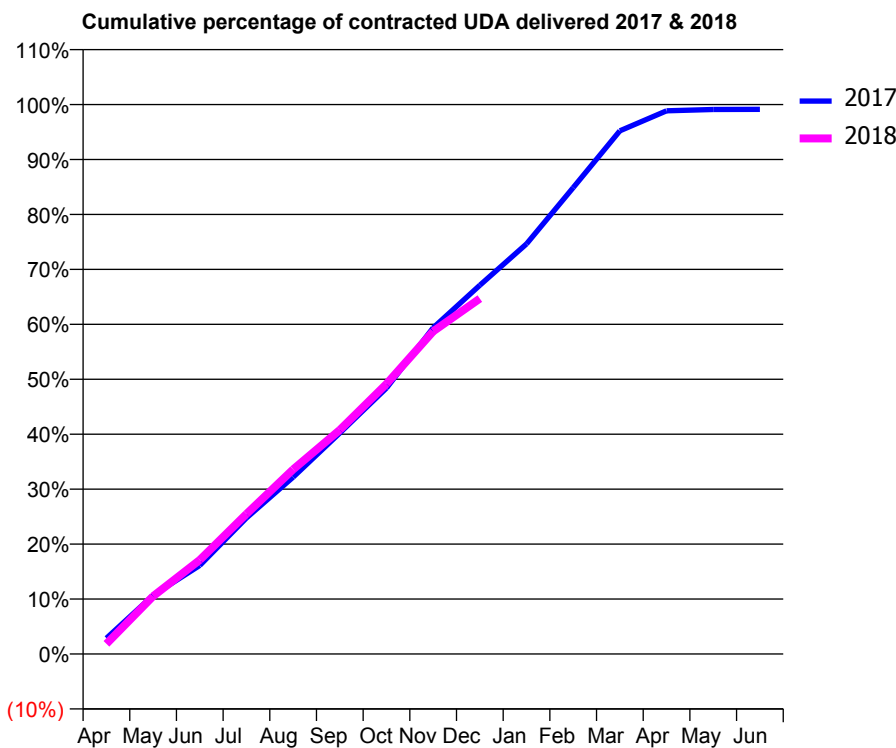
17/18 Contracted general activity (UDA)	16,106
Carry forward general activity (UDA)	142
17/18 Contracted orthodontic activity (UOA)	0
Carry forward orthodontic activity (UOA)	0
Baseline contract value	£398,800.11

ACCESS*

Patients seen in 24 months	Total	Change since previous quarter
Quarter ending December 2016	5,500	
Quarter ending March 2017	5,506	→
Quarter ending June 2017	5,532	→
Quarter ending September 2017	5,564	→
Quarter ending December 2017	5,570	→
Variance since December 2016	1.3%	→



ACTIVITY



Month	Adjusted Scheduled Activity (UDA)	
	2017	2018
April	464	298
May	1,724	1,693
June	2,597	2,759
July	3,990	4,106
August	5,185	5,412
September	6,478	6,570
October	7,796	7,916
November	9,561	9,457
December	10,808	10,419
January	12,022	
February	13,670	
March	15,336	
April	15,921	
May	15,961	
June	15,964	

QUALITY

	Quantity	Base Number	Contract	AT	Region	England
% of FP17s for the same patient ID Re-attending within 3 months - Children	64	1,581	4.0%	10.2%	11.8%	12.0%
% of FP17s for the same patient ID Re-attending within 3 months - Adults	334	4,700	7.1%	13.4%	15.3%	15.9%
% of FP17s for the same patient ID Re-attending between 3 & 9 months - Children	1,176	1,581	74.4%	59.6%	59.1%	58.0%
% of FP17s for the same patient ID Re-attending between 3 & 9 months - Adults	3,099	4,700	65.9%	54.5%	51.5%	50.5%
% of FP17s for Band 1 Urgent Courses	106	5,975	1.8%	7.2%	8.0%	9.0%
% of FP17s Relating to Free Repair or Replacements	15	5,975	0.3%	0.9%	0.8%	0.8%
% of FP17s Relating to Continuations	51	5,975	0.9%	1.2%	1.1%	1.1%
% of Patients satisfied with the dentistry they have received	33	35	94.3%	91.5%	91.6%	91.5%
% of Patients satisfied with the time they had to wait for an appointment	35	35	100.0%	89.7%	88.3%	87.9%

* This is based on patients treated on this contract for their most recent course of treatment. Figures in italics indicate the base number of FP17s or Patient Questionnaire responses are less than 100. N/A is shown where the base number of responses is less than 10 during the period. % is calculated as Quantity/Base number*100

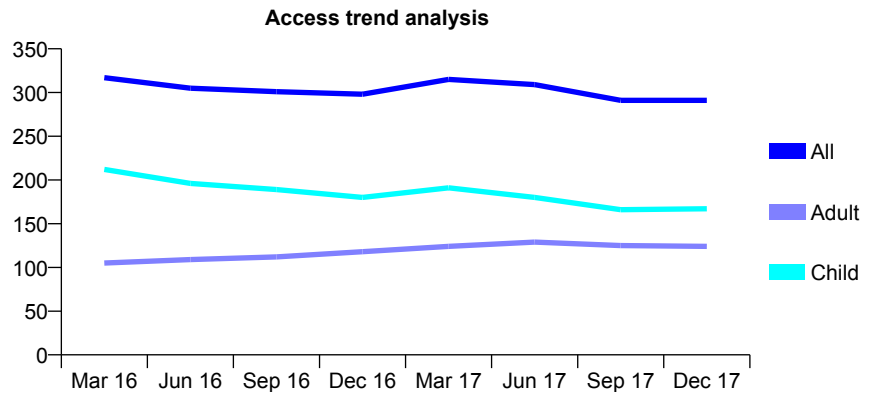
Q60 - Vital Signs At a Glance Contract Report for 182389/0001 - December 2017

Name or company name	Mr W Herath
Contract type name	GDS Contract
Purpose of contract	General
Contract start date	04/01/2013
Contract end date	

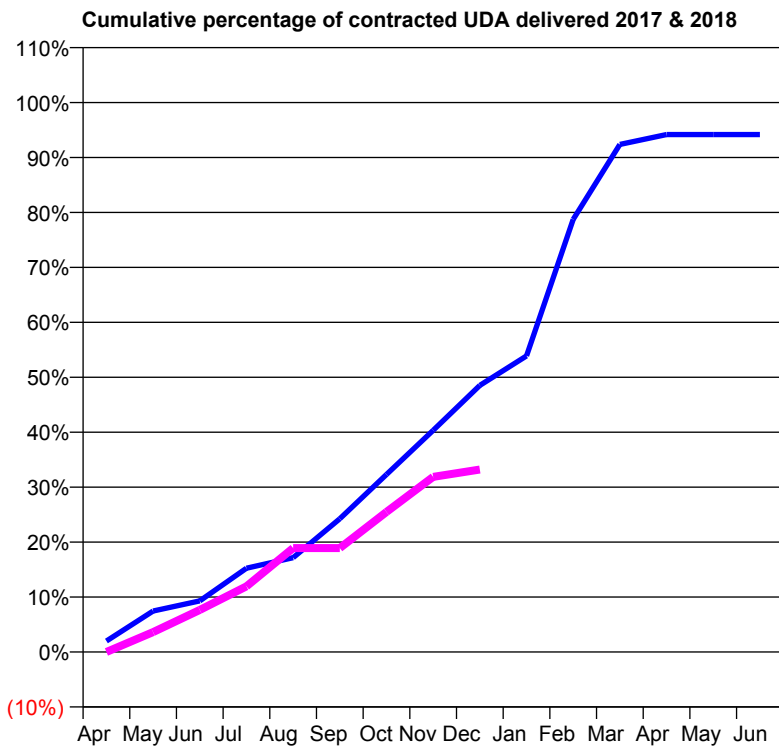
17/18 Contracted general activity (UDA)	1,050
Carry forward general activity (UDA)	0
17/18 Contracted orthodontic activity (UOA)	0
Carry forward orthodontic activity (UOA)	0
Baseline contract value	£23,814.10

ACCESS*

Patients seen in 24 months	Total	Change since previous quarter
Quarter ending December 2016	298	
Quarter ending March 2017	315	↑
Quarter ending June 2017	309	↓
Quarter ending September 2017	291	↓
Quarter ending December 2017	291	→
Variance since December 2016	(2.3%)	↓



ACTIVITY



Month	Adjusted Scheduled Activity (UDA)	
	2017	2018
April	21	0
May	78	38
June	98	80
July	160	125
August	180	199
September	255	199
October	339	268
November	424	335
December	510	349
January	566	
February	827	
March	970	
April	989	
May	989	
June	989	

QUALITY

	Quantity	Base Number	Contract	AT	Region	England
% of FP17s for the same patient ID Re-attending within 3 months - Children	10	170	5.9%	10.2%	11.8%	12.0%
% of FP17s for the same patient ID Re-attending within 3 months - Adults	9	70	12.9%	13.4%	15.3%	15.9%
% of FP17s for the same patient ID Re-attending between 3 & 9 months - Children	102	170	60.0%	59.6%	59.1%	58.0%
% of FP17s for the same patient ID Re-attending between 3 & 9 months - Adults	36	70	51.4%	54.5%	51.5%	50.5%
% of FP17s for Band 1 Urgent Courses	3	223	1.3%	7.2%	8.0%	9.0%
% of FP17s Relating to Free Repair or Replacements	0	223	0.0%	0.9%	0.8%	0.8%
% of FP17s Relating to Continuations	4	223	1.8%	1.2%	1.1%	1.1%
% of Patients satisfied with the dentistry they have received	0	0	N/A	91.5%	91.6%	91.5%
% of Patients satisfied with the time they had to wait for an appointment	0	0	N/A	89.7%	88.3%	87.9%

* This is based on patients treated on this contract for their most recent course of treatment. Figures in italics indicate the base number of FP17s or Patient Questionnaire responses are less than 100. N/A is shown where the base number of responses is less than 10 during the period. % is calculated as Quantity/Base number*100

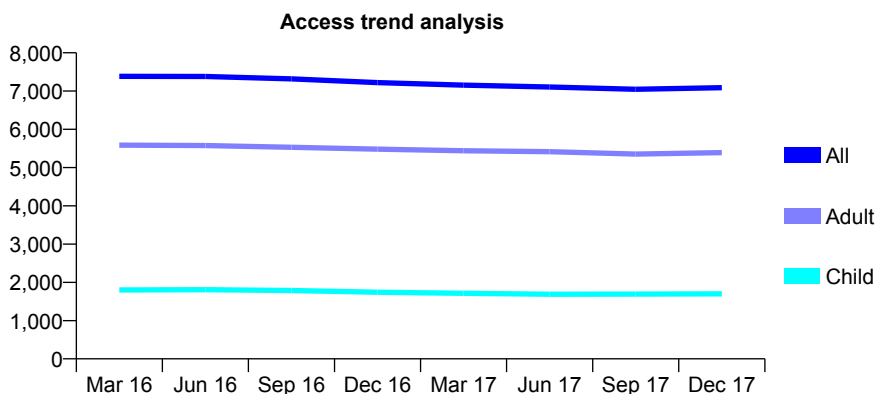
Q60 - Vital Signs At a Glance Contract Report for 184411/0001 - December 2017

Name or company name	Mroke Limited
Contract type name	GDS Contract
Purpose of contract	General
Contract start date	01/04/2009
Contract end date	

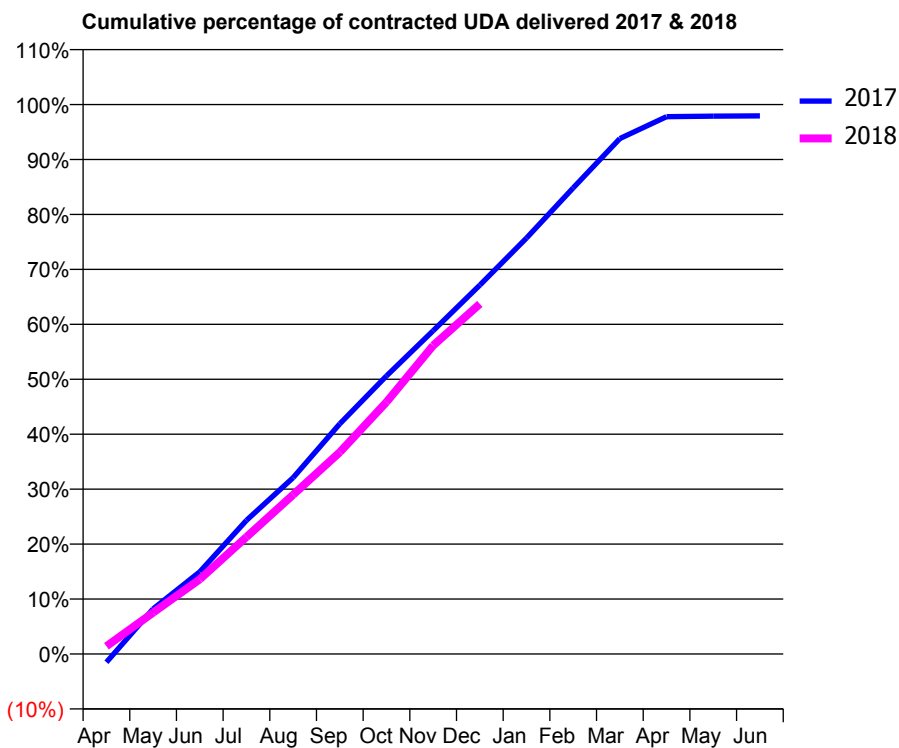
17/18 Contracted general activity (UDA)	21,512
Carry forward general activity (UDA)	448
17/18 Contracted orthodontic activity (UOA)	0
Carry forward orthodontic activity (UOA)	0
Baseline contract value	£554,913.83

ACCESS*

Patients seen in 24 months	Total	Change since previous quarter
Quarter ending December 2016	7,221	
Quarter ending March 2017	7,153	→
Quarter ending June 2017	7,105	→
Quarter ending September 2017	7,045	→
Quarter ending December 2017	7,090	→
Variance since December 2016	(1.8%)	↓



ACTIVITY



Month	Adjusted Scheduled Activity (UDA)	
	2017	2018
April	-327	307
May	1,768	1,620
June	3,221	2,924
July	5,233	4,582
August	6,905	6,235
September	9,011	7,901
October	10,886	9,863
November	12,659	12,078
December	14,440	13,708
January	16,285	
February	18,250	
March	20,179	
April	21,037	
May	21,057	
June	21,064	

QUALITY

	Quantity	Base Number	Contract	AT	Region	England
% of FP17s for the same patient ID Re-attending within 3 months - Children	143	1,951	7.3%	10.2%	11.8%	12.0%
% of FP17s for the same patient ID Re-attending within 3 months - Adults	548	5,371	10.2%	13.4%	15.3%	15.9%
% of FP17s for the same patient ID Re-attending between 3 & 9 months - Children	1,225	1,951	62.8%	59.6%	59.1%	58.0%
% of FP17s for the same patient ID Re-attending between 3 & 9 months - Adults	2,976	5,371	55.4%	54.5%	51.5%	50.5%
% of FP17s for Band 1 Urgent Courses	407	6,883	5.9%	7.2%	8.0%	9.0%
% of FP17s Relating to Free Repair or Replacements	36	6,883	0.5%	0.9%	0.8%	0.8%
% of FP17s Relating to Continuations	36	6,883	0.5%	1.2%	1.1%	1.1%
% of Patients satisfied with the dentistry they have received	9	10	90.0%	91.5%	91.6%	91.5%
% of Patients satisfied with the time they had to wait for an appointment	8	10	80.0%	89.7%	88.3%	87.9%

* This is based on patients treated on this contract for their most recent course of treatment. Figures in italics indicate the base number of FP17s or Patient Questionnaire responses are less than 100. N/A is shown where the base number of responses is less than 10 during the period. % is calculated as Quantity/Base number*100

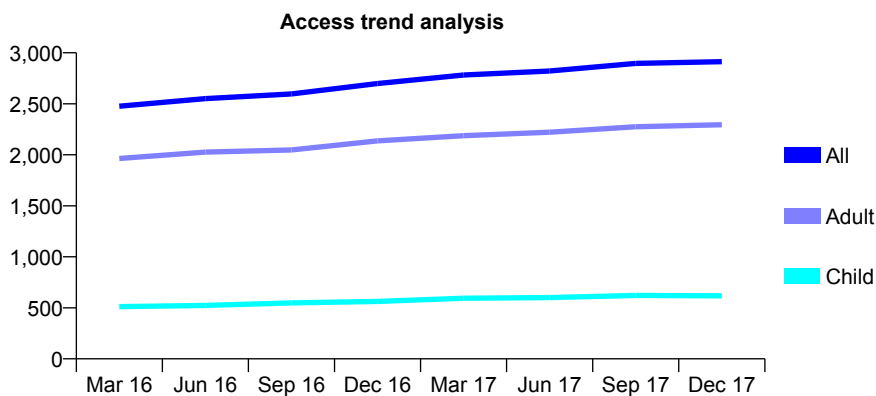
Q60 - Vital Signs At a Glance Contract Report for 184411/0002 - December 2017

Name or company name	Mroke Limited
Contract type name	GDS Contract
Purpose of contract	General
Contract start date	01/04/2009
Contract end date	

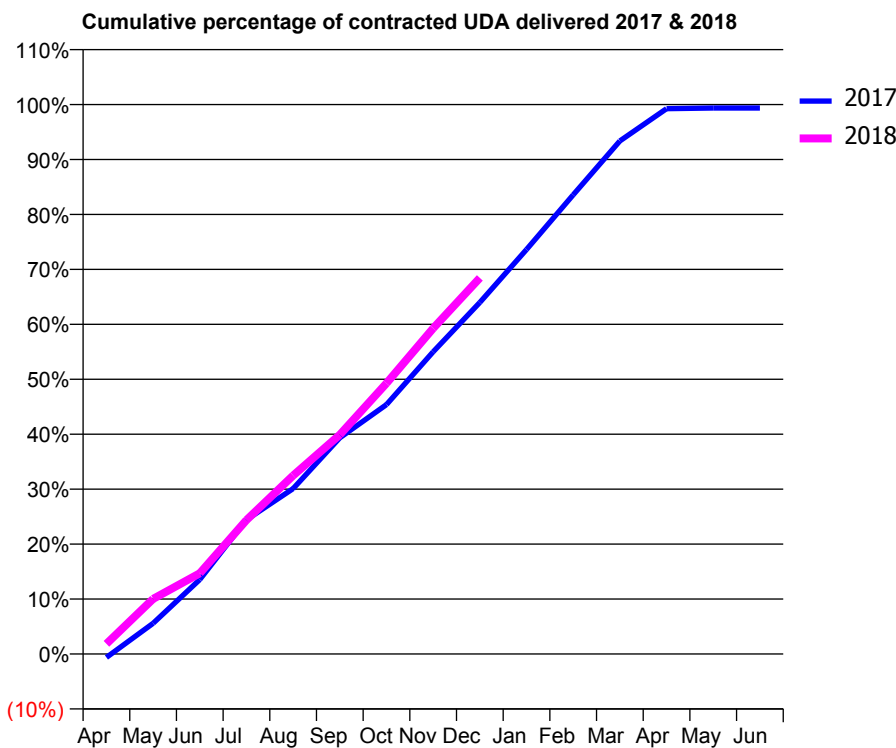
17/18 Contracted general activity (UDA)	7,698
Carry forward general activity (UDA)	48
17/18 Contracted orthodontic activity (UOA)	0
Carry forward orthodontic activity (UOA)	0
Baseline contract value	£197,104.02

ACCESS*

Patients seen in 24 months	Total	Change since previous quarter
Quarter ending December 2016	2,699	
Quarter ending March 2017	2,782	↑
Quarter ending June 2017	2,822	→
Quarter ending September 2017	2,896	↑
Quarter ending December 2017	2,913	→
Variance since December 2016	7.9%	↑



ACTIVITY



Month	Adjusted Scheduled Activity (UDA)	
	2017	2018
April	-49	144
May	431	773
June	1,043	1,131
July	1,880	1,876
August	2,318	2,501
September	3,029	3,073
October	3,495	3,793
November	4,235	4,564
December	4,925	5,269
January	5,668	
February	6,433	
March	7,187	
April	7,639	
May	7,650	
June	7,650	

QUALITY

	Quantity	Base Number	Contract	AT	Region	England
% of FP17s for the same patient ID Re-attending within 3 months - Children	45	648	6.9%	10.2%	11.8%	12.0%
% of FP17s for the same patient ID Re-attending within 3 months - Adults	317	2,351	13.5%	13.4%	15.3%	15.9%
% of FP17s for the same patient ID Re-attending between 3 & 9 months - Children	319	648	49.2%	59.6%	59.1%	58.0%
% of FP17s for the same patient ID Re-attending between 3 & 9 months - Adults	1,196	2,351	50.9%	54.5%	51.5%	50.5%
% of FP17s for Band 1 Urgent Courses	197	2,804	7.0%	7.2%	8.0%	9.0%
% of FP17s Relating to Free Repair or Replacements	52	2,804	1.9%	0.9%	0.8%	0.8%
% of FP17s Relating to Continuations	39	2,804	1.4%	1.2%	1.1%	1.1%
% of Patients satisfied with the dentistry they have received	4	4	N/A	91.5%	91.6%	91.5%
% of Patients satisfied with the time they had to wait for an appointment	4	4	N/A	89.7%	88.3%	87.9%

* This is based on patients treated on this contract for their most recent course of treatment. Figures in italics indicate the base number of FP17s or Patient Questionnaire responses are less than 100. N/A is shown where the base number of responses is less than 10 during the period. % is calculated as Quantity/Base number*100

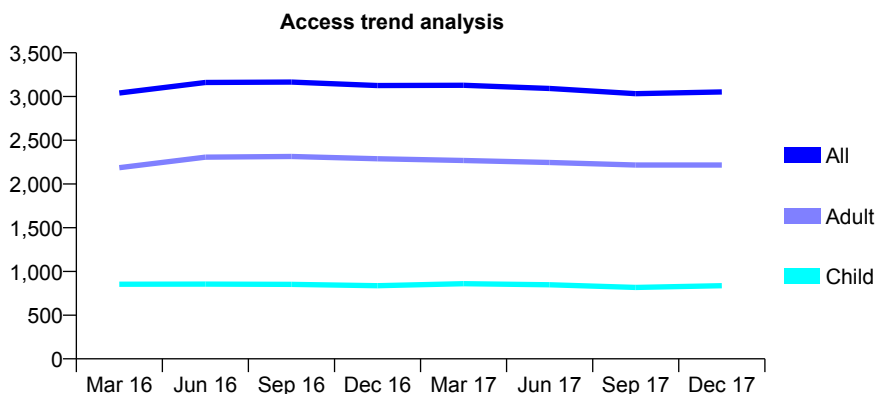
Q60 - Vital Signs At a Glance Contract Report for 186058/0001 - December 2017

Name or company name	J. F. Scannell & Associates
Contract type name	GDS Contract
Purpose of contract	General
Contract start date	01/07/2013
Contract end date	

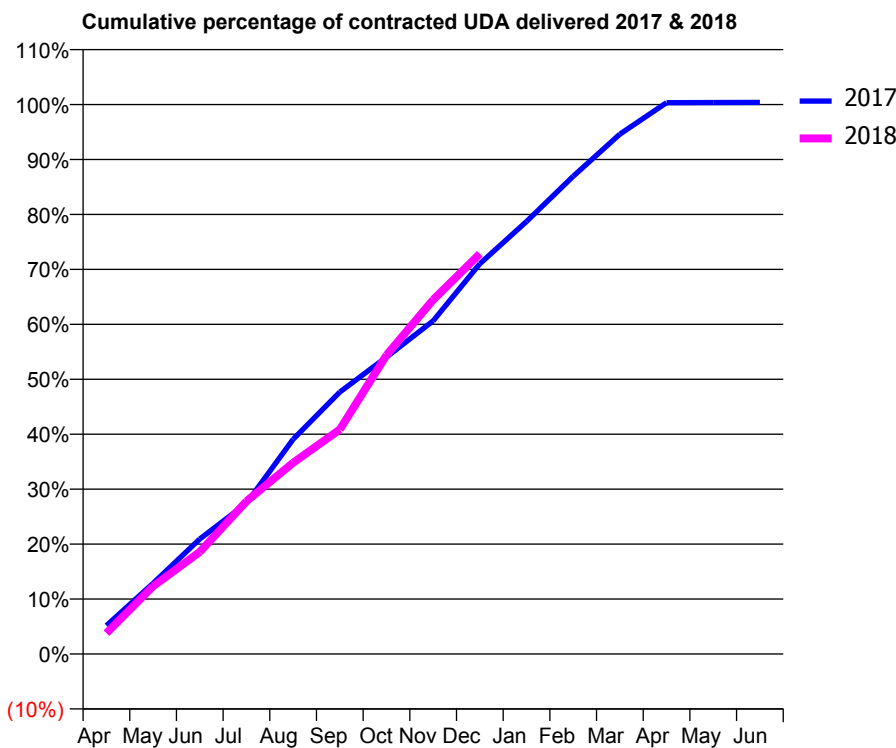
17/18 Contracted general activity (UDA)	9,504
Carry forward general activity (UDA)	-37
17/18 Contracted orthodontic activity (UOA)	0
Carry forward orthodontic activity (UOA)	0
Baseline contract value	£267,034.37

ACCESS*

Patients seen in 24 months	Total	Change since previous quarter
Quarter ending December 2016	3,125	
Quarter ending March 2017	3,128	→
Quarter ending June 2017	3,092	↓
Quarter ending September 2017	3,032	↓
Quarter ending December 2017	3,053	→
Variance since December 2016	(2.3%)	↓



ACTIVITY



Month	Adjusted Scheduled Activity (UDA)	
	2017	2018
April	491	362
May	1,223	1,172
June	1,989	1,767
July	2,608	2,642
August	3,714	3,308
September	4,530	3,883
October	5,136	5,170
November	5,763	6,127
December	6,751	6,923
January	7,480	
February	8,262	
March	8,991	
April	9,537	
May	9,539	
June	9,541	

QUALITY

	Quantity	Base Number	Contract	AT	Region	England
% of FP17s for the same patient ID Re-attending within 3 months - Children	79	948	8.3%	10.2%	11.8%	12.0%
% of FP17s for the same patient ID Re-attending within 3 months - Adults	397	2,347	16.9%	13.4%	15.3%	15.9%
% of FP17s for the same patient ID Re-attending between 3 & 9 months - Children	625	948	65.9%	59.6%	59.1%	58.0%
% of FP17s for the same patient ID Re-attending between 3 & 9 months - Adults	1,019	2,347	43.4%	54.5%	51.5%	50.5%
% of FP17s for Band 1 Urgent Courses	201	3,037	6.6%	7.2%	8.0%	9.0%
% of FP17s Relating to Free Repair or Replacements	71	3,037	2.3%	0.9%	0.8%	0.8%
% of FP17s Relating to Continuations	43	3,037	1.4%	1.2%	1.1%	1.1%
% of Patients satisfied with the dentistry they have received	6	6	N/A	91.5%	91.6%	91.5%
% of Patients satisfied with the time they had to wait for an appointment	6	6	N/A	89.7%	88.3%	87.9%

* This is based on patients treated on this contract for their most recent course of treatment. Figures in italics indicate the base number of FP17s or Patient Questionnaire responses are less than 100. N/A is shown where the base number of responses is less than 10 during the period. % is calculated as Quantity/Base number*100

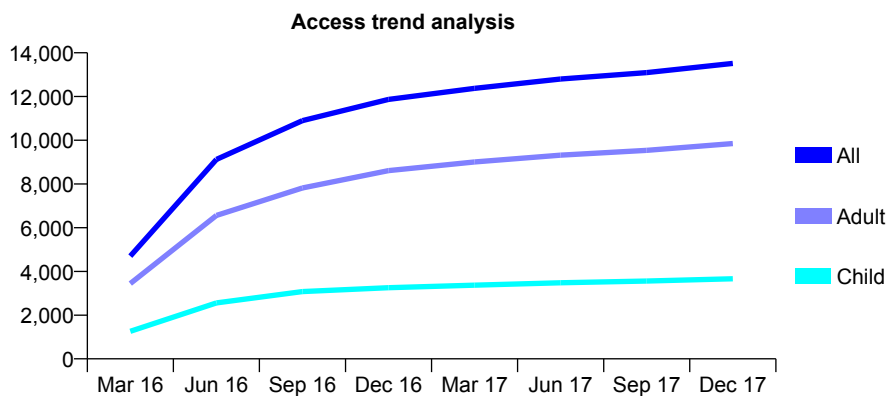
Q60 - Vital Signs At a Glance Contract Report for 186597/0001 - December 2017

Name or company name	Dosthill Valley Dental Practice
Contract type name	GDS Contract
Purpose of contract	General
Contract start date	01/01/2016
Contract end date	

17/18 Contracted general activity (UDA)	39,000
Carry forward general activity (UDA)	0
17/18 Contracted orthodontic activity (UOA)	0
Carry forward orthodontic activity (UOA)	0
Baseline contract value	£1,000,421.68

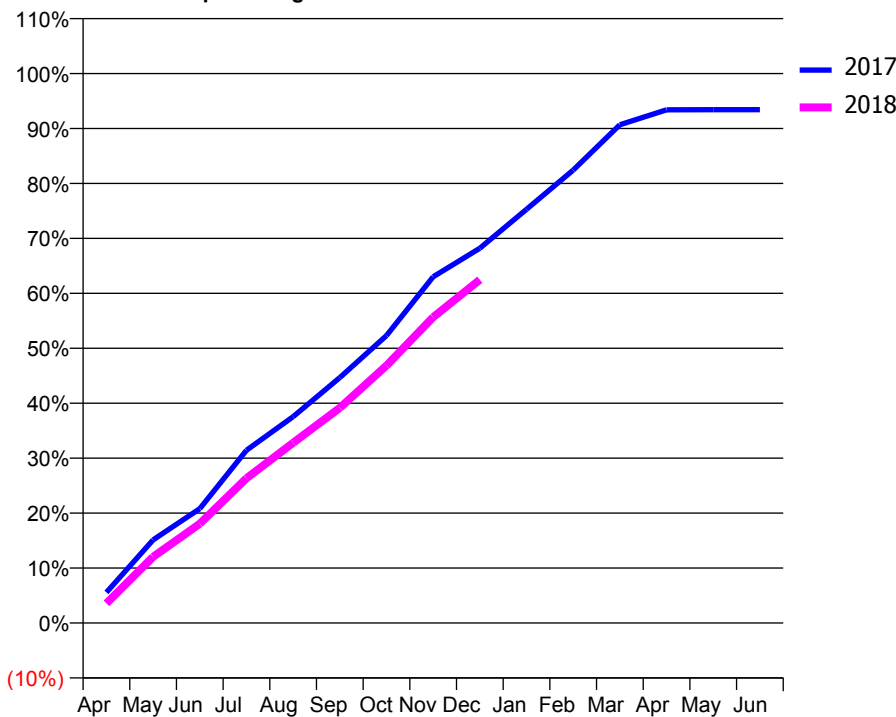
ACCESS*

Patients seen in 24 months	Total	Change since previous quarter
Quarter ending December 2016	11,865	
Quarter ending March 2017	12,376	↑
Quarter ending June 2017	12,803	↑
Quarter ending September 2017	13,094	↑
Quarter ending December 2017	13,512	↑
Variance since December 2016	13.9%	↑



ACTIVITY

Cumulative percentage of contracted UDA delivered 2017 & 2018



Month	Adjusted Scheduled Activity (UDA)	
	2017	2018
April	2,168	1,398
May	5,905	4,702
June	8,114	7,042
July	12,264	10,277
August	14,645	12,787
September	17,420	15,268
October	20,395	18,266
November	24,578	21,707
December	26,596	24,369
January	29,362	
February	32,148	
March	35,367	
April	36,421	
May	36,427	
June	36,428	

QUALITY

	Quantity	Base Number	Contract	AT	Region	England
% of FP17s for the same patient ID Re-attending within 3 months - Children	143	4,044	3.5%	10.2%	11.8%	12.0%
% of FP17s for the same patient ID Re-attending within 3 months - Adults	1,007	10,616	9.5%	13.4%	15.3%	15.9%
% of FP17s for the same patient ID Re-attending between 3 & 9 months - Children	2,713	4,044	67.1%	59.6%	59.1%	58.0%
% of FP17s for the same patient ID Re-attending between 3 & 9 months - Adults	6,961	10,616	65.6%	54.5%	51.5%	50.5%
% of FP17s for Band 1 Urgent Courses	328	14,054	2.3%	7.2%	8.0%	9.0%
% of FP17s Relating to Free Repair or Replacements	129	14,054	0.9%	0.9%	0.8%	0.8%
% of FP17s Relating to Continuations	113	14,054	0.8%	1.2%	1.1%	1.1%
% of Patients satisfied with the dentistry they have received	18	20	90.0%	91.5%	91.6%	91.5%
% of Patients satisfied with the time they had to wait for an appointment	17	20	85.0%	89.7%	88.3%	87.9%

* This is based on patients treated on this contract for their most recent course of treatment. Figures in italics indicate the base number of FP17s or Patient Questionnaire responses are less than 100. N/A is shown where the base number of responses is less than 10 during the period. % is calculated as Quantity/Base number*100

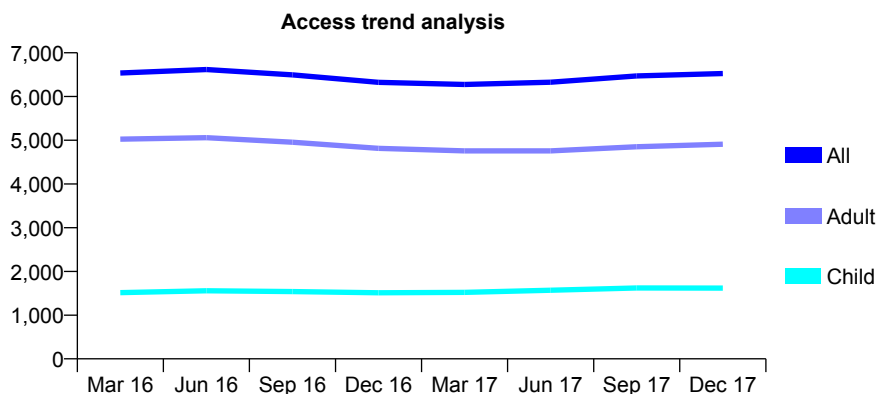
Q60 - Vital Signs At a Glance Contract Report for 186988/0001 - December 2017

Name or company name	The Westbury Park Dental Practice Partner
Contract type name	GDS Contract
Purpose of contract	General
Contract start date	05/12/2013
Contract end date	

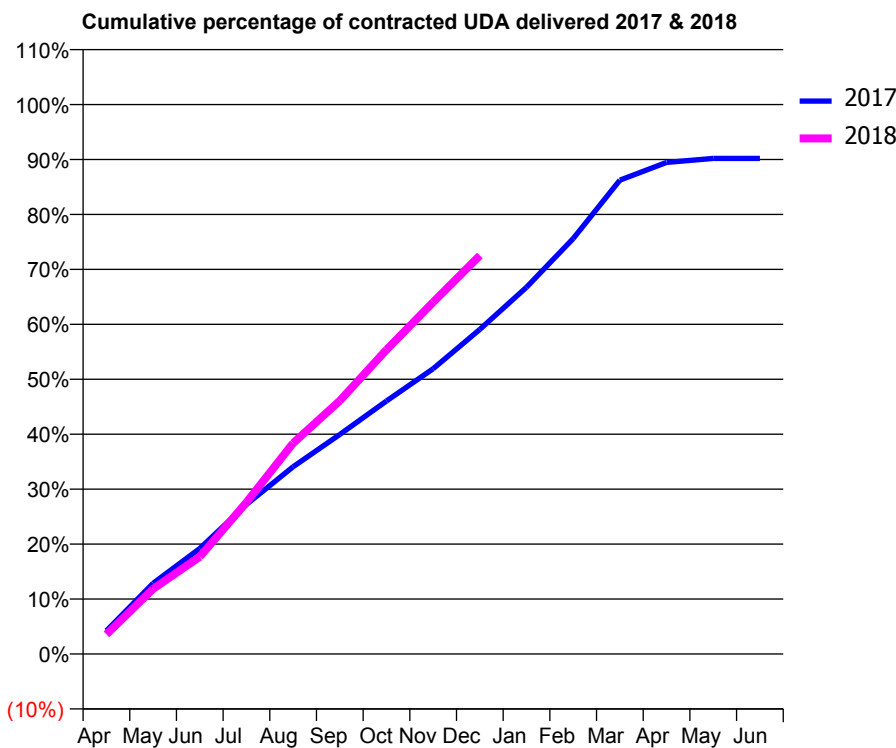
17/18 Contracted general activity (UDA)	18,842
Carry forward general activity (UDA)	0
17/18 Contracted orthodontic activity (UOA)	0
Carry forward orthodontic activity (UOA)	0
Baseline contract value	£518,499.98

ACCESS*

Patients seen in 24 months	Total	Change since previous quarter
Quarter ending December 2016	6,324	
Quarter ending March 2017	6,277	→
Quarter ending June 2017	6,327	→
Quarter ending September 2017	6,472	↑
Quarter ending December 2017	6,527	→
Variance since December 2016	3.2%	↑



ACTIVITY



Month	Adjusted Scheduled Activity (UDA)	
	2017	2018
April	796	675
May	2,426	2,232
June	3,618	3,335
July	5,126	5,202
August	6,420	7,230
September	7,527	8,685
October	8,676	10,433
November	9,782	12,064
December	11,131	13,664
January	12,577	
February	14,247	
March	16,246	
April	16,856	
May	16,993	
June	16,993	

QUALITY

	Quantity	Base Number	Contract	AT	Region	England
% of FP17s for the same patient ID Re-attending within 3 months - Children	118	1,663	7.1%	10.2%	11.8%	12.0%
% of FP17s for the same patient ID Re-attending within 3 months - Adults	402	4,618	8.7%	13.4%	15.3%	15.9%
% of FP17s for the same patient ID Re-attending between 3 & 9 months - Children	945	1,663	56.8%	59.6%	59.1%	58.0%
% of FP17s for the same patient ID Re-attending between 3 & 9 months - Adults	2,393	4,618	51.8%	54.5%	51.5%	50.5%
% of FP17s for Band 1 Urgent Courses	327	6,013	5.4%	7.2%	8.0%	9.0%
% of FP17s Relating to Free Repair or Replacements	38	6,013	0.6%	0.9%	0.8%	0.8%
% of FP17s Relating to Continuations	82	6,013	1.4%	1.2%	1.1%	1.1%
% of Patients satisfied with the dentistry they have received	12	14	85.7%	91.5%	91.6%	91.5%
% of Patients satisfied with the time they had to wait for an appointment	14	14	100.0%	89.7%	88.3%	87.9%

* This is based on patients treated on this contract for their most recent course of treatment. Figures in italics indicate the base number of FP17s or Patient Questionnaire responses are less than 100. N/A is shown where the base number of responses is less than 10 during the period. % is calculated as Quantity/Base number*100

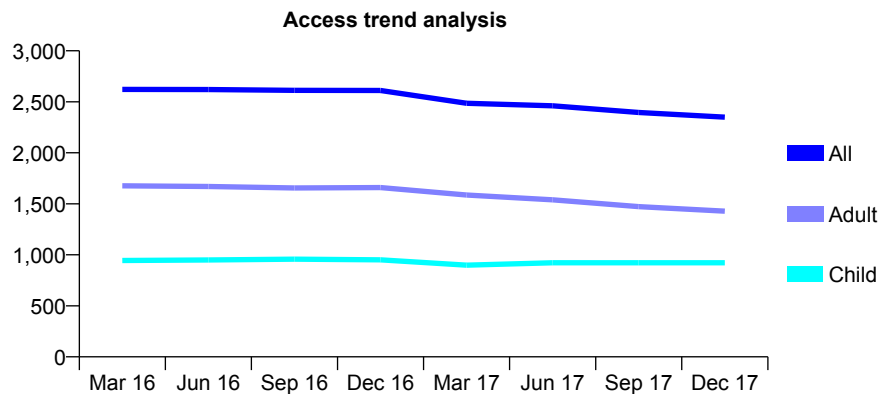
Q60 - Vital Signs At a Glance Contract Report for 188239/0001 - December 2017

Name or company name	Dr J S Jandu and Ms K K Bhambra
Contract type name	GDS Contract
Purpose of contract	General and Orthodontic
Contract start date	01/12/2009
Contract end date	

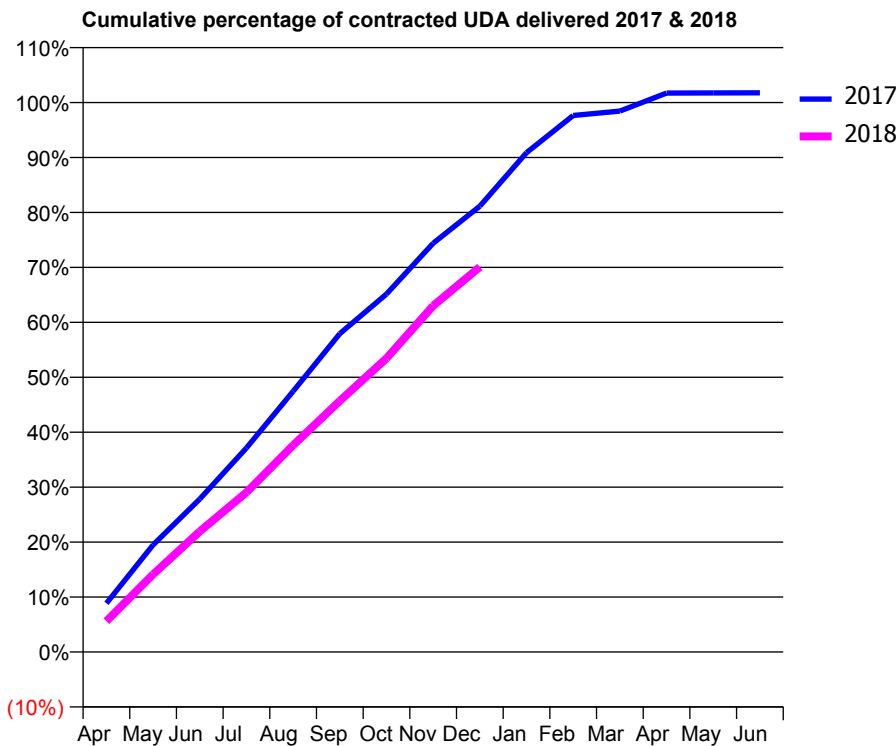
17/18 Contracted general activity (UDA)	6,309
Carry forward general activity (UDA)	-112
17/18 Contracted orthodontic activity (UOA)	274
Carry forward orthodontic activity (UOA)	0
Baseline contract value	£172,713.94

ACCESS*

Patients seen in 24 months	Total	Change since previous quarter
Quarter ending December 2016	2,611	
Quarter ending March 2017	2,485	↓
Quarter ending June 2017	2,461	→
Quarter ending September 2017	2,395	↓
Quarter ending December 2017	2,350	↓
Variance since December 2016	(10.0%)	↓



ACTIVITY



Month	Adjusted Scheduled Activity (UDA)	
	2017	2018
April	560	354
May	1,230	891
June	1,757	1,385
July	2,343	1,833
August	2,995	2,373
September	3,655	2,884
October	4,110	3,372
November	4,693	3,975
December	5,119	4,420
January	5,733	
February	6,161	
March	6,211	
April	6,417	
May	6,419	
June	6,421	

QUALITY

	Quantity	Base Number	Contract	AT	Region	England
% of FP17s for the same patient ID Re-attending within 3 months - Children	85	1,232	6.9%	10.2%	11.8%	12.0%
% of FP17s for the same patient ID Re-attending within 3 months - Adults	164	1,398	11.7%	13.4%	15.3%	15.9%
% of FP17s for the same patient ID Re-attending between 3 & 9 months - Children	790	1,232	64.1%	59.6%	59.1%	58.0%
% of FP17s for the same patient ID Re-attending between 3 & 9 months - Adults	846	1,398	60.5%	54.5%	51.5%	50.5%
% of FP17s for Band 1 Urgent Courses	175	2,433	7.2%	7.2%	8.0%	9.0%
% of FP17s Relating to Free Repair or Replacements	5	2,433	0.2%	0.9%	0.8%	0.8%
% of FP17s Relating to Continuations	22	2,433	0.9%	1.2%	1.1%	1.1%
% of Patients satisfied with the dentistry they have received	3	3	N/A	91.5%	91.6%	91.5%
% of Patients satisfied with the time they had to wait for an appointment	2	3	N/A	89.7%	88.3%	87.9%

* This is based on patients treated on this contract for their most recent course of treatment. Figures in italics indicate the base number of FP17s or Patient Questionnaire responses are less than 100. N/A is shown where the base number of responses is less than 10 during the period. % is calculated as Quantity/Base number*100

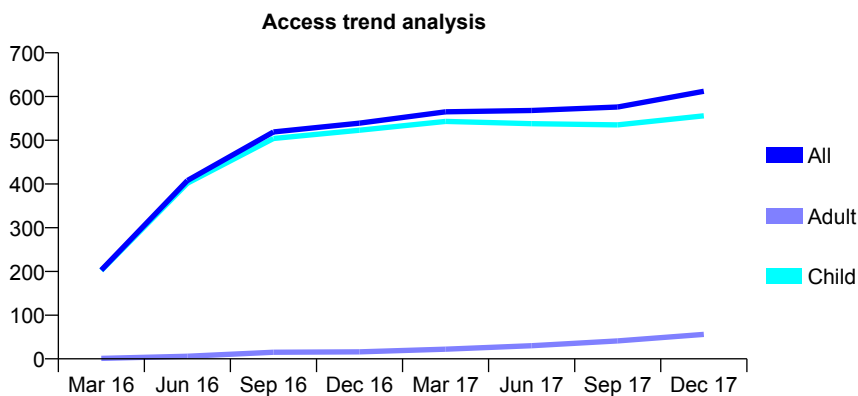
Q60 - Vital Signs At a Glance Contract Report for 188646/0001 - December 2017

Name or company name	Grosvenor Dental Practice
Contract type name	GDS Contract
Purpose of contract	General
Contract start date	01/02/2016
Contract end date	

17/18 Contracted general activity (UDA)	2,455
Carry forward general activity (UDA)	0
17/18 Contracted orthodontic activity (UOA)	0
Carry forward orthodontic activity (UOA)	0
Baseline contract value	£62,483.93

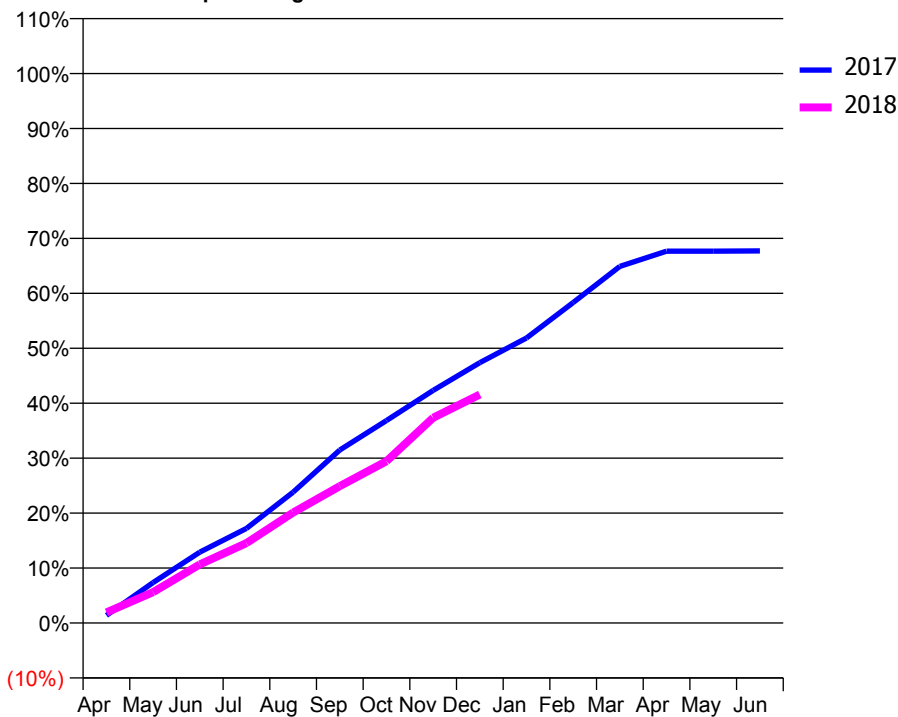
ACCESS*

Patients seen in 24 months	Total	Change since previous quarter
Quarter ending December 2016	539	
Quarter ending March 2017	565	↑
Quarter ending June 2017	568	→
Quarter ending September 2017	576	→
Quarter ending December 2017	612	↑
Variance since December 2016	13.5%	↑



ACTIVITY

Cumulative percentage of contracted UDA delivered 2017 & 2018



Month	Adjusted Scheduled Activity (UDA)	
	2017	2018
April	34	47
May	181	138
June	317	262
July	422	357
August	585	493
September	773	612
October	905	723
November	1,039	917
December	1,163	1,021
January	1,274	
February	1,432	
March	1,593	
April	1,661	
May	1,661	
June	1,662	

QUALITY

	Quantity	Base Number	Contract	AT	Region	England
% of FP17s for the same patient ID Re-attending within 3 months - Children	133	898	14.8%	10.2%	11.8%	12.0%
% of FP17s for the same patient ID Re-attending within 3 months - Adults	0	0	N/A	13.4%	15.3%	15.9%
% of FP17s for the same patient ID Re-attending between 3 & 9 months - Children	603	898	67.1%	59.6%	59.1%	58.0%
% of FP17s for the same patient ID Re-attending between 3 & 9 months - Adults	0	0	N/A	54.5%	51.5%	50.5%
% of FP17s for Band 1 Urgent Courses	22	851	2.6%	7.2%	8.0%	9.0%
% of FP17s Relating to Free Repair or Replacements	0	851	0.0%	0.9%	0.8%	0.8%
% of FP17s Relating to Continuations	0	851	0.0%	1.2%	1.1%	1.1%
% of Patients satisfied with the dentistry they have received	0	0	N/A	91.5%	91.6%	91.5%
% of Patients satisfied with the time they had to wait for an appointment	0	0	N/A	89.7%	88.3%	87.9%

* This is based on patients treated on this contract for their most recent course of treatment. Figures in italics indicate the base number of FP17s or Patient Questionnaire responses are less than 100. N/A is shown where the base number of responses is less than 10 during the period. % is calculated as Quantity/Base number*100

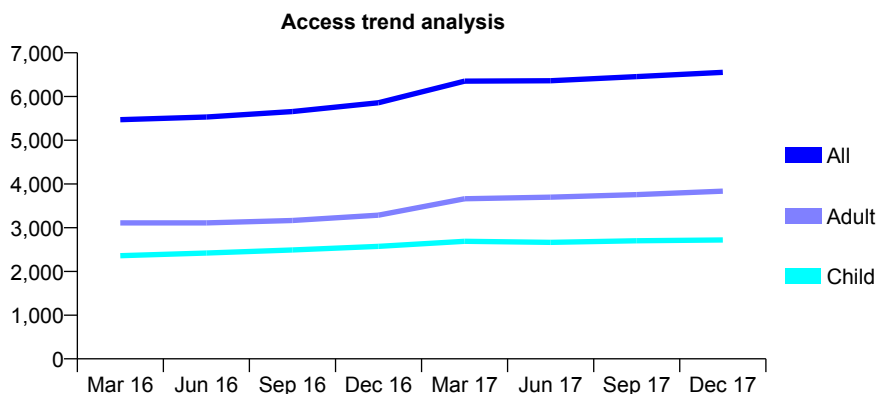
Q60 - Vital Signs At a Glance Contract Report for 190608/0001 - December 2017

Name or company name	Dawley Dental Practice
Contract type name	GDS Contract
Purpose of contract	General
Contract start date	23/09/2009
Contract end date	

17/18 Contracted general activity (UDA)	17,919
Carry forward general activity (UDA)	0
17/18 Contracted orthodontic activity (UOA)	0
Carry forward orthodontic activity (UOA)	0
Baseline contract value	£450,962.46

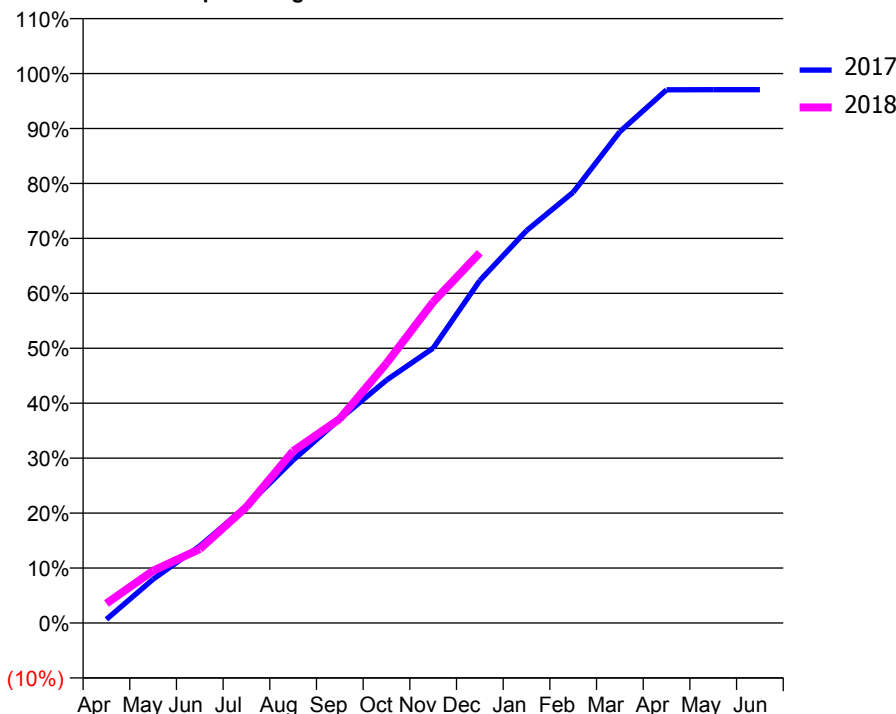
ACCESS*

Patients seen in 24 months	Total	Change since previous quarter
Quarter ending December 2016	5,859	
Quarter ending March 2017	6,351	↑
Quarter ending June 2017	6,361	→
Quarter ending September 2017	6,457	→
Quarter ending December 2017	6,552	→
Variance since December 2016	11.8%	↑



ACTIVITY

Cumulative percentage of contracted UDA delivered 2017 & 2018



Month	Adjusted Scheduled Activity (UDA)	
	2017	2018
April	119	637
May	1,428	1,705
June	2,513	2,411
July	3,810	3,785
August	5,309	5,608
September	6,650	6,657
October	7,921	8,469
November	8,963	10,467
December	11,168	12,071
January	12,793	
February	14,047	
March	16,023	
April	17,388	
May	17,392	
June	17,390	

QUALITY

	Quantity	Base Number	Contract	AT	Region	England
% of FP17s for the same patient ID Re-attending within 3 months - Children	442	3,488	12.7%	10.2%	11.8%	12.0%
% of FP17s for the same patient ID Re-attending within 3 months - Adults	649	4,189	15.5%	13.4%	15.3%	15.9%
% of FP17s for the same patient ID Re-attending between 3 & 9 months - Children	2,118	3,488	60.7%	59.6%	59.1%	58.0%
% of FP17s for the same patient ID Re-attending between 3 & 9 months - Adults	2,275	4,189	54.3%	54.5%	51.5%	50.5%
% of FP17s for Band 1 Urgent Courses	401	6,591	6.1%	7.2%	8.0%	9.0%
% of FP17s Relating to Free Repair or Replacements	15	6,591	0.2%	0.9%	0.8%	0.8%
% of FP17s Relating to Continuations	14	6,591	0.2%	1.2%	1.1%	1.1%
% of Patients satisfied with the dentistry they have received	8	8	N/A	91.5%	91.6%	91.5%
% of Patients satisfied with the time they had to wait for an appointment	8	8	N/A	89.7%	88.3%	87.9%

* This is based on patients treated on this contract for their most recent course of treatment. Figures in italics indicate the base number of FP17s or Patient Questionnaire responses are less than 100. N/A is shown where the base number of responses is less than 10 during the period. % is calculated as Quantity/Base number*100

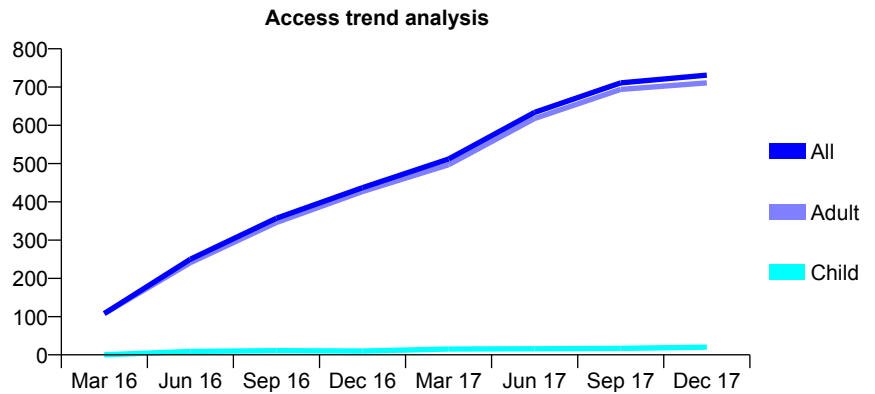
Q60 - Vital Signs At a Glance Contract Report for 192538/0001 - December 2017

Name or company name	The Smile Works Ltd
Contract type name	PDS Contract
Purpose of contract	General
Contract start date	01/07/2015
Contract end date	31/03/2020

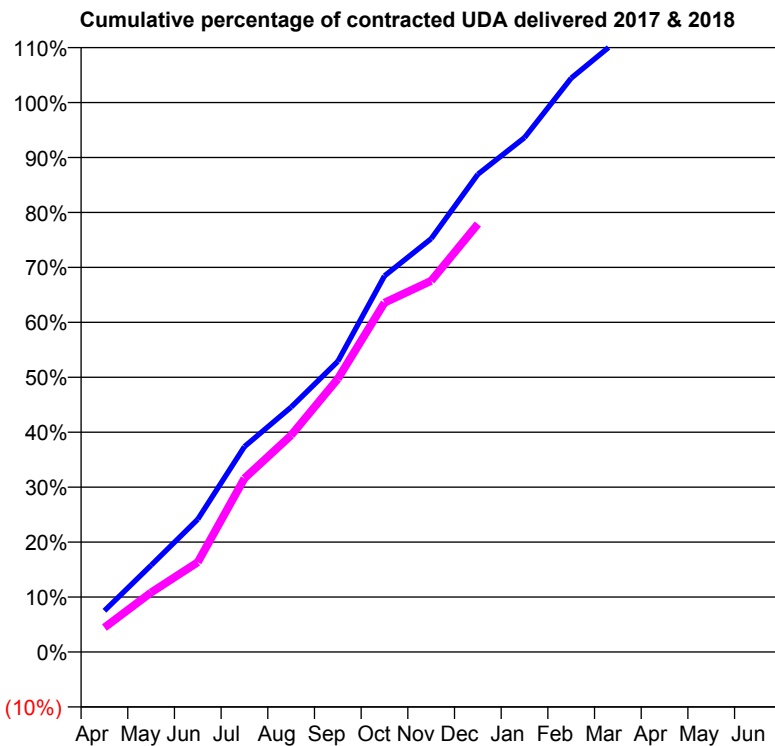
17/18 Contracted general activity (UDA)	1,800
Carry forward general activity (UDA)	0
17/18 Contracted orthodontic activity (UOA)	0
Carry forward orthodontic activity (UOA)	0
Baseline contract value	£73,384.26

ACCESS*

Patients seen in 24 months	Total	Change since previous quarter
Quarter ending December 2016	437	
Quarter ending March 2017	512	↑
Quarter ending June 2017	634	↑
Quarter ending September 2017	711	↑
Quarter ending December 2017	731	↑
Variance since December 2016	67.3%	↑



ACTIVITY



Month	Adjusted Scheduled Activity (UDA)	
	2017	2018
April	135	80
May	284	195
June	435	294
July	673	569
August	802	710
September	952	895
October	1,232	1,144
November	1,354	1,216
December	1,565	1,402
January	1,685	
February	1,880	
March	2,005	
April	2,075	
May	2,075	
June	2,075	

QUALITY

	Quantity	Base Number	Contract	AT	Region	England
% of FP17s for the same patient ID Re-attending within 3 months - Children	0	21	0.0%	10.2%	11.8%	12.0%
% of FP17s for the same patient ID Re-attending within 3 months - Adults	1	561	0.2%	13.4%	15.3%	15.9%
% of FP17s for the same patient ID Re-attending between 3 & 9 months - Children	0	21	0.0%	59.6%	59.1%	58.0%
% of FP17s for the same patient ID Re-attending between 3 & 9 months - Adults	0	561	0.0%	54.5%	51.5%	50.5%
% of FP17s for Band 1 Urgent Courses	0	556	0.0%	7.2%	8.0%	9.0%
% of FP17s Relating to Free Repair or Replacements	0	556	0.0%	0.9%	0.8%	0.8%
% of FP17s Relating to Continuations	0	556	0.0%	1.2%	1.1%	1.1%
% of Patients satisfied with the dentistry they have received	1	1	N/A	91.5%	91.6%	91.5%
% of Patients satisfied with the time they had to wait for an appointment	1	1	N/A	89.7%	88.3%	87.9%

* This is based on patients treated on this contract for their most recent course of treatment. Figures in italics indicate the base number of FP17s or Patient Questionnaire responses are less than 100. N/A is shown where the base number of responses is less than 10 during the period. % is calculated as Quantity/Base number*100

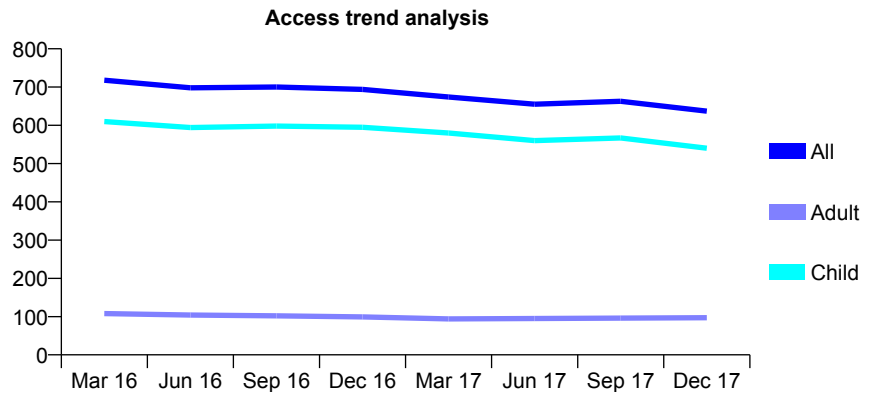
Q60 - Vital Signs At a Glance Contract Report for 193623/0001 - December 2017

Name or company name	Beaufort Dental Health Centre Ltd
Contract type name	GDS Contract
Purpose of contract	General
Contract start date	01/07/2009
Contract end date	

17/18 Contracted general activity (UDA)	1,380
Carry forward general activity (UDA)	31
17/18 Contracted orthodontic activity (UOA)	0
Carry forward orthodontic activity (UOA)	0
Baseline contract value	£30,530.32

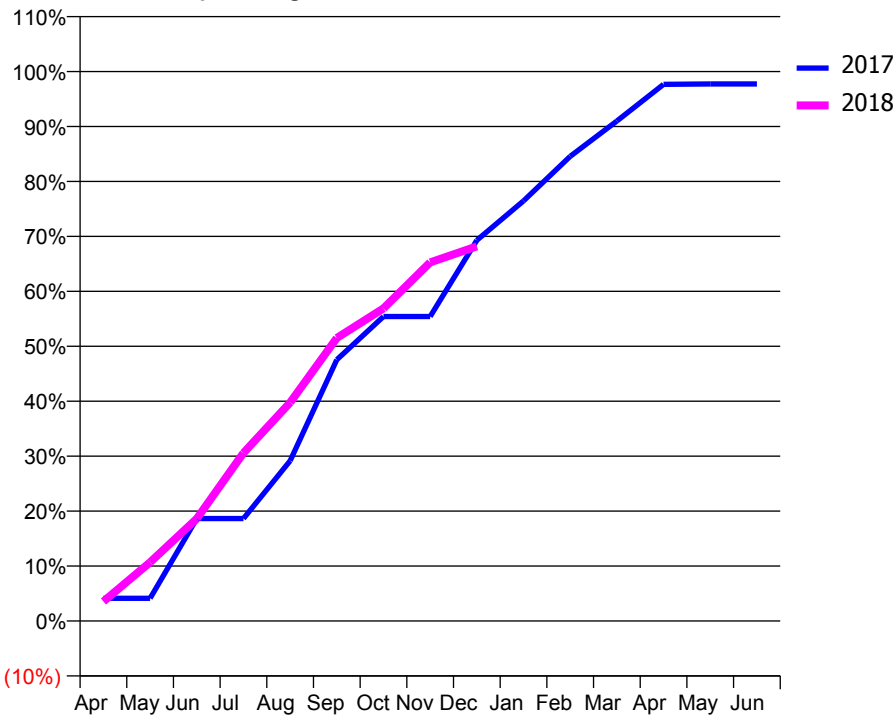
ACCESS*

Patients seen in 24 months	Total	Change since previous quarter
Quarter ending December 2016	694	
Quarter ending March 2017	674	↓
Quarter ending June 2017	655	↓
Quarter ending September 2017	663	→
Quarter ending December 2017	637	↓
Variance since December 2016	(8.2%)	↓



ACTIVITY

Cumulative percentage of contracted UDA delivered 2017 & 2018



Month	Adjusted Scheduled Activity (UDA)	
	2017	2018
April	57	49
May	57	147
June	257	257
July	257	422
August	402	549
September	656	711
October	765	785
November	765	901
December	956	941
January	1,055	
February	1,167	
March	1,256	
April	1,348	
May	1,349	
June	1,349	

QUALITY

	Quantity	Base Number	Contract	AT	Region	England
% of FP17s for the same patient ID Re-attending within 3 months - Children	40	676	5.9%	10.2%	11.8%	12.0%
% of FP17s for the same patient ID Re-attending within 3 months - Adults	1	43	2.3%	13.4%	15.3%	15.9%
% of FP17s for the same patient ID Re-attending between 3 & 9 months - Children	499	676	73.8%	59.6%	59.1%	58.0%
% of FP17s for the same patient ID Re-attending between 3 & 9 months - Adults	32	43	74.4%	54.5%	51.5%	50.5%
% of FP17s for Band 1 Urgent Courses	15	660	2.3%	7.2%	8.0%	9.0%
% of FP17s Relating to Free Repair or Replacements	0	660	0.0%	0.9%	0.8%	0.8%
% of FP17s Relating to Continuations	0	660	0.0%	1.2%	1.1%	1.1%
% of Patients satisfied with the dentistry they have received	0	0	N/A	91.5%	91.6%	91.5%
% of Patients satisfied with the time they had to wait for an appointment	0	0	N/A	89.7%	88.3%	87.9%

* This is based on patients treated on this contract for their most recent course of treatment. Figures in italics indicate the base number of FP17s or Patient Questionnaire responses are less than 100. N/A is shown where the base number of responses is less than 10 during the period. % is calculated as Quantity/Base number*100

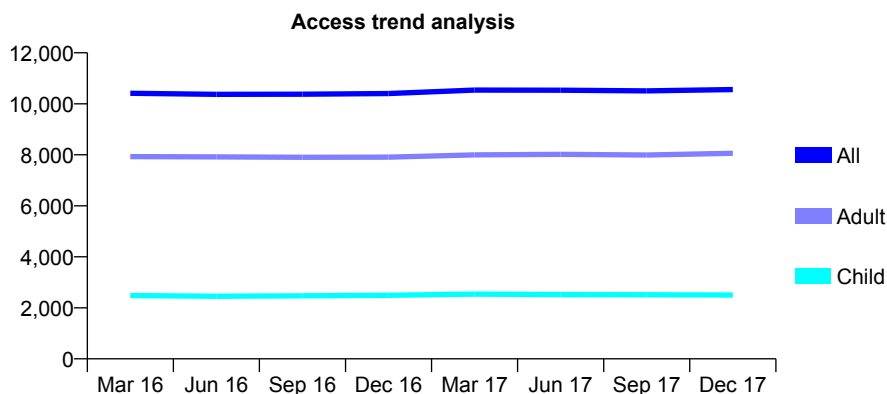
Q60 - Vital Signs At a Glance Contract Report for 195170/0001 - December 2017

Name or company name	Station House Dental Practice (Telford) Ltd
Contract type name	Pilot Contract
Purpose of contract	General and Orthodontic
Contract start date	01/12/2009
Contract end date	

17/18 Contracted general activity (UDA)	39,000
Carry forward general activity (UDA)	0
17/18 Contracted orthodontic activity (UOA)	1,000
Carry forward orthodontic activity (UOA)	0
Baseline contract value	£1,130,747.98

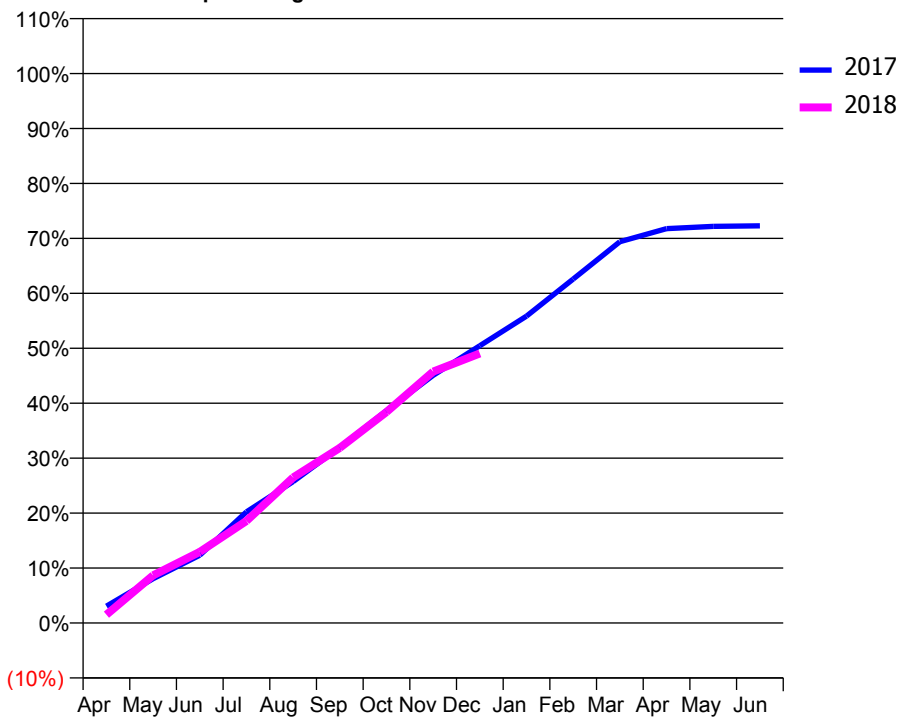
ACCESS*

Patients seen in 24 months	Total	Change since previous quarter
Quarter ending December 2016	10,401	
Quarter ending March 2017	10,540	→
Quarter ending June 2017	10,535	→
Quarter ending September 2017	10,506	→
Quarter ending December 2017	10,562	→
Variance since December 2016	1.5%	→



ACTIVITY

Cumulative percentage of contracted UDA delivered 2017 & 2018



Month	Adjusted Scheduled Activity (UDA)	
	2017	2018
April	1,198	596
May	3,149	3,380
June	4,817	5,044
July	7,884	7,246
August	10,040	10,329
September	12,473	12,431
October	15,068	14,973
November	17,577	17,841
December	19,679	19,135
January	21,786	
February	24,415	
March	27,065	
April	27,994	
May	28,156	
June	28,190	

QUALITY

	Quantity	Base Number	Contract	AT	Region	England
% of FP17s for the same patient ID Re-attending within 3 months - Children	153	2,596	5.9%	10.2%	11.8%	12.0%
% of FP17s for the same patient ID Re-attending within 3 months - Adults	551	7,368	7.5%	13.4%	15.3%	15.9%
% of FP17s for the same patient ID Re-attending between 3 & 9 months - Children	1,628	2,596	62.7%	59.6%	59.1%	58.0%
% of FP17s for the same patient ID Re-attending between 3 & 9 months - Adults	4,084	7,368	55.4%	54.5%	51.5%	50.5%
% of FP17s for Band 1 Urgent Courses	291	8,838	3.3%	7.2%	8.0%	9.0%
% of FP17s Relating to Free Repair or Replacements	31	8,838	0.4%	0.9%	0.8%	0.8%
% of FP17s Relating to Continuations	119	8,838	1.3%	1.2%	1.1%	1.1%
% of Patients satisfied with the dentistry they have received	16	19	84.2%	91.5%	91.6%	91.5%
% of Patients satisfied with the time they had to wait for an appointment	18	19	94.7%	89.7%	88.3%	87.9%

* This is based on patients treated on this contract for their most recent course of treatment. Figures in italics indicate the base number of FP17s or Patient Questionnaire responses are less than 100. N/A is shown where the base number of responses is less than 10 during the period. % is calculated as Quantity/Base number*100

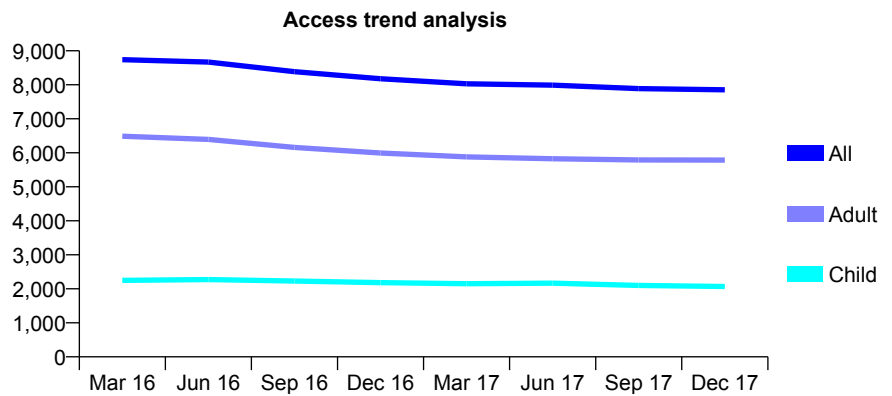
Q60 - Vital Signs At a Glance Contract Report for 195464/0001 - December 2017

Name or company name	Keen Dental Care
Contract type name	GDS Contract
Purpose of contract	General
Contract start date	01/04/2012
Contract end date	

17/18 Contracted general activity (UDA)	23,030
Carry forward general activity (UDA)	-422
17/18 Contracted orthodontic activity (UOA)	0
Carry forward orthodontic activity (UOA)	0
Baseline contract value	£575,731.33

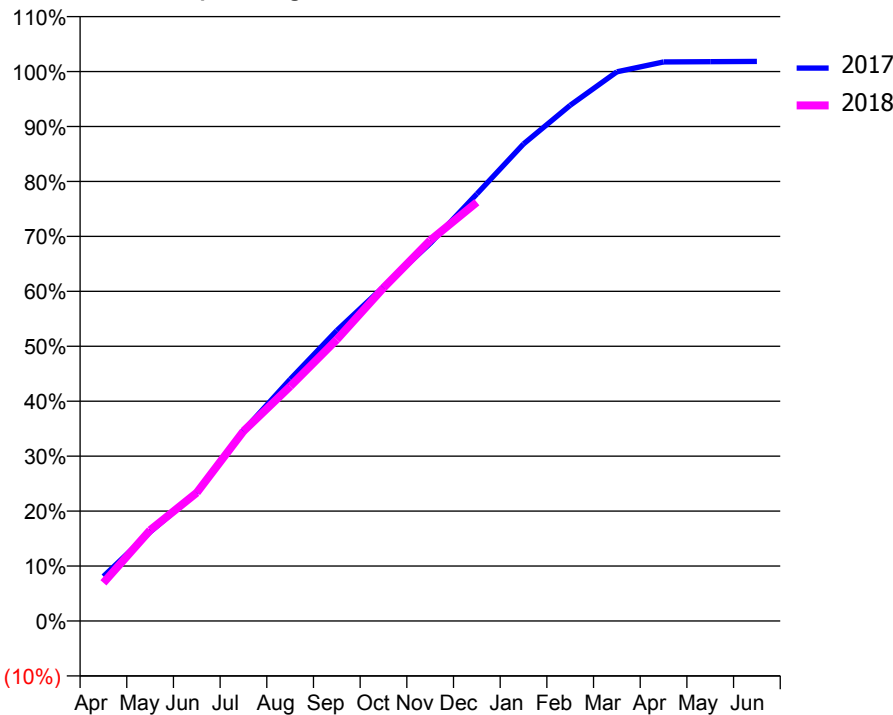
ACCESS*

Patients seen in 24 months	Total	Change since previous quarter
Quarter ending December 2016	8,179	
Quarter ending March 2017	8,031	↓
Quarter ending June 2017	7,991	→
Quarter ending September 2017	7,890	↓
Quarter ending December 2017	7,852	→
Variance since December 2016	(4.0%)	↓



ACTIVITY

Cumulative percentage of contracted UDA delivered 2017 & 2018



Month	Adjusted Scheduled Activity (UDA)	
	2017	2018
April	1,869	1,604
May	3,729	3,811
June	5,388	5,382
July	7,979	7,955
August	10,132	9,831
September	12,176	11,797
October	14,010	13,963
November	15,823	15,952
December	17,896	17,552
January	19,991	
February	21,613	
March	23,014	
April	23,433	
May	23,440	
June	23,452	

QUALITY

	Quantity	Base Number	Contract	AT	Region	England
% of FP17s for the same patient ID Re-attending within 3 months - Children	137	2,364	5.8%	10.2%	11.8%	12.0%
% of FP17s for the same patient ID Re-attending within 3 months - Adults	900	6,930	13.0%	13.4%	15.3%	15.9%
% of FP17s for the same patient ID Re-attending between 3 & 9 months - Children	1,578	2,364	66.8%	59.6%	59.1%	58.0%
% of FP17s for the same patient ID Re-attending between 3 & 9 months - Adults	4,338	6,930	62.6%	54.5%	51.5%	50.5%
% of FP17s for Band 1 Urgent Courses	364	9,048	4.0%	7.2%	8.0%	9.0%
% of FP17s Relating to Free Repair or Replacements	69	9,048	0.8%	0.9%	0.8%	0.8%
% of FP17s Relating to Continuations	234	9,048	2.6%	1.2%	1.1%	1.1%
% of Patients satisfied with the dentistry they have received	18	18	100.0%	91.5%	91.6%	91.5%
% of Patients satisfied with the time they had to wait for an appointment	15	18	83.3%	89.7%	88.3%	87.9%

* This is based on patients treated on this contract for their most recent course of treatment. Figures in italics indicate the base number of FP17s or Patient Questionnaire responses are less than 100. N/A is shown where the base number of responses is less than 10 during the period. % is calculated as Quantity/Base number*100

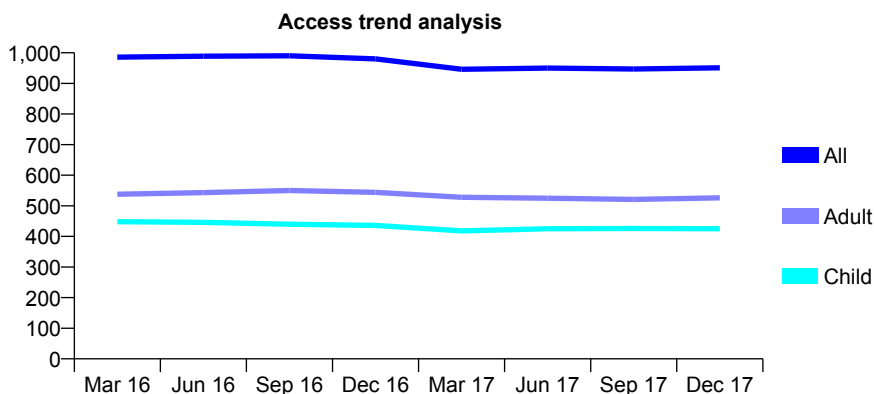
Q60 - Vital Signs At a Glance Contract Report for 198048/0001 - December 2017

Name or company name	The Cherry Orchard Dental Practice Partne
Contract type name	GDS Contract
Purpose of contract	General
Contract start date	05/03/2013
Contract end date	

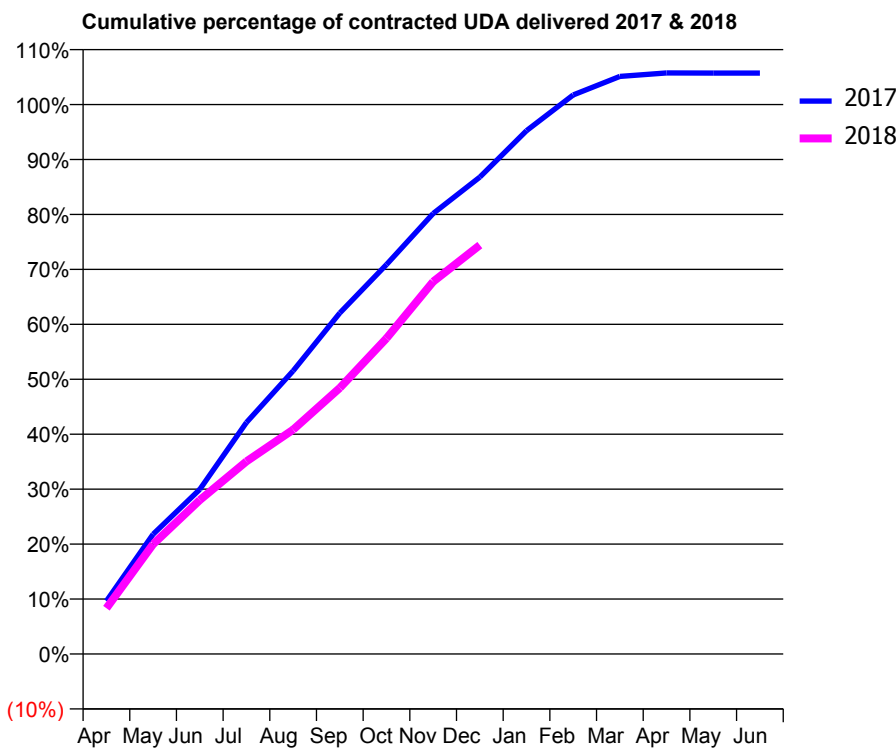
17/18 Contracted general activity (UDA)	2,200
Carry forward general activity (UDA)	-44
17/18 Contracted orthodontic activity (UOA)	0
Carry forward orthodontic activity (UOA)	0
Baseline contract value	£48,371.87

ACCESS*

Patients seen in 24 months	Total	Change since previous quarter
Quarter ending December 2016	980	
Quarter ending March 2017	946	↓
Quarter ending June 2017	950	→
Quarter ending September 2017	947	→
Quarter ending December 2017	951	→
Variance since December 2016	(3.0%)	↓



ACTIVITY



Adjusted Scheduled Activity (UDA)		
Month	2017	2018
April	212	183
May	480	440
June	659	616
July	927	771
August	1,134	898
September	1,366	1,066
October	1,559	1,264
November	1,764	1,491
December	1,909	1,637
January	2,095	
February	2,238	
March	2,313	
April	2,327	
May	2,326	
June	2,326	

QUALITY

	Quantity	Base Number	Contract	AT	Region	England
% of FP17s for the same patient ID Re-attending within 3 months - Children	21	589	3.6%	10.2%	11.8%	12.0%
% of FP17s for the same patient ID Re-attending within 3 months - Adults	51	599	8.5%	13.4%	15.3%	15.9%
% of FP17s for the same patient ID Re-attending between 3 & 9 months - Children	449	589	76.2%	59.6%	59.1%	58.0%
% of FP17s for the same patient ID Re-attending between 3 & 9 months - Adults	434	599	72.5%	54.5%	51.5%	50.5%
% of FP17s for Band 1 Urgent Courses	31	1,174	2.6%	7.2%	8.0%	9.0%
% of FP17s Relating to Free Repair or Replacements	0	1,174	0.0%	0.9%	0.8%	0.8%
% of FP17s Relating to Continuations	9	1,174	0.8%	1.2%	1.1%	1.1%
% of Patients satisfied with the dentistry they have received	0	0	N/A	91.5%	91.6%	91.5%
% of Patients satisfied with the time they had to wait for an appointment	0	0	N/A	89.7%	88.3%	87.9%

* This is based on patients treated on this contract for their most recent course of treatment. Figures in italics indicate the base number of FP17s or Patient Questionnaire responses are less than 100. N/A is shown where the base number of responses is less than 10 during the period. % is calculated as Quantity/Base number*100

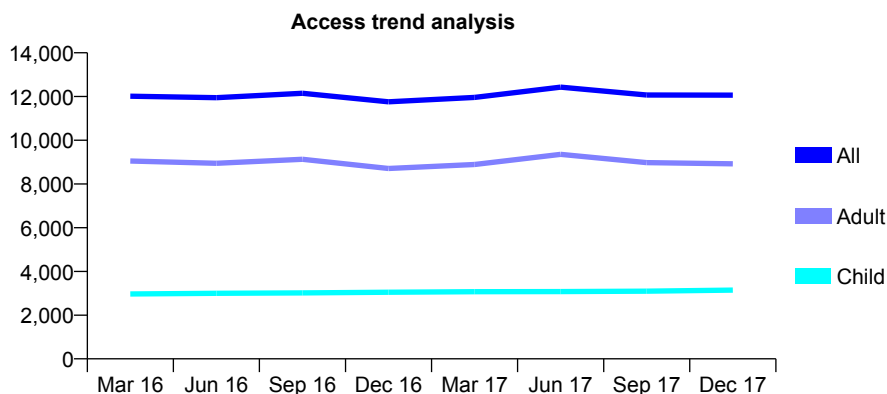
Q60 - Vital Signs At a Glance Contract Report for 198404/0001 - December 2017

Name or company name	Tamworth Dental Practice Partnership
Contract type name	GDS Contract
Purpose of contract	General
Contract start date	01/04/2014
Contract end date	

17/18 Contracted general activity (UDA)	30,297
Carry forward general activity (UDA)	-249
17/18 Contracted orthodontic activity (UOA)	0
Carry forward orthodontic activity (UOA)	0
Baseline contract value	£776,405.49

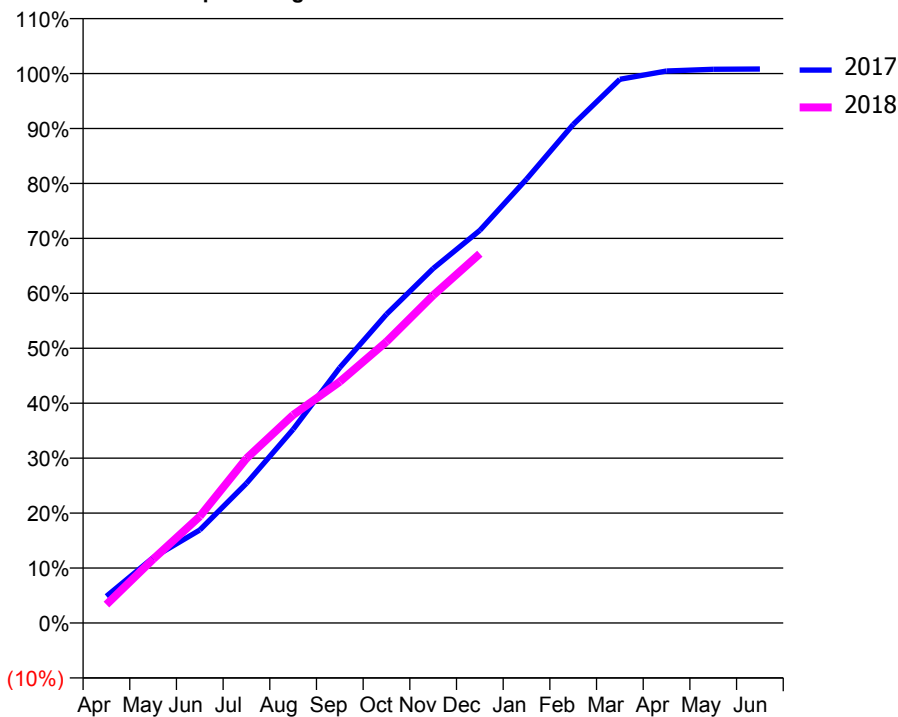
ACCESS*

Patients seen in 24 months	Total	Change since previous quarter
Quarter ending December 2016	11,759	
Quarter ending March 2017	11,959	→
Quarter ending June 2017	12,430	↑
Quarter ending September 2017	12,070	↓
Quarter ending December 2017	12,064	→
Variance since December 2016	2.6%	↑



ACTIVITY

Cumulative percentage of contracted UDA delivered 2017 & 2018



QUALITY

	Quantity	Base Number	Contract	AT	Region	England
% of FP17s for the same patient ID Re-attending within 3 months - Children	169	3,343	5.1%	10.2%	11.8%	12.0%
% of FP17s for the same patient ID Re-attending within 3 months - Adults	621	6,852	9.1%	13.4%	15.3%	15.9%
% of FP17s for the same patient ID Re-attending between 3 & 9 months - Children	2,090	3,343	62.5%	59.6%	59.1%	58.0%
% of FP17s for the same patient ID Re-attending between 3 & 9 months - Adults	3,055	6,852	44.6%	54.5%	51.5%	50.5%
% of FP17s for Band 1 Urgent Courses	1,101	9,930	11.1%	7.2%	8.0%	9.0%
% of FP17s Relating to Free Repair or Replacements	15	9,930	0.2%	0.9%	0.8%	0.8%
% of FP17s Relating to Continuations	68	9,930	0.7%	1.2%	1.1%	1.1%
% of Patients satisfied with the dentistry they have received	19	22	86.4%	91.5%	91.6%	91.5%
% of Patients satisfied with the time they had to wait for an appointment	21	22	95.5%	89.7%	88.3%	87.9%

* This is based on patients treated on this contract for their most recent course of treatment. Figures in italics indicate the base number of FP17s or Patient Questionnaire responses are less than 100. N/A is shown where the base number of responses is less than 10 during the period. % is calculated as Quantity/Base number*100

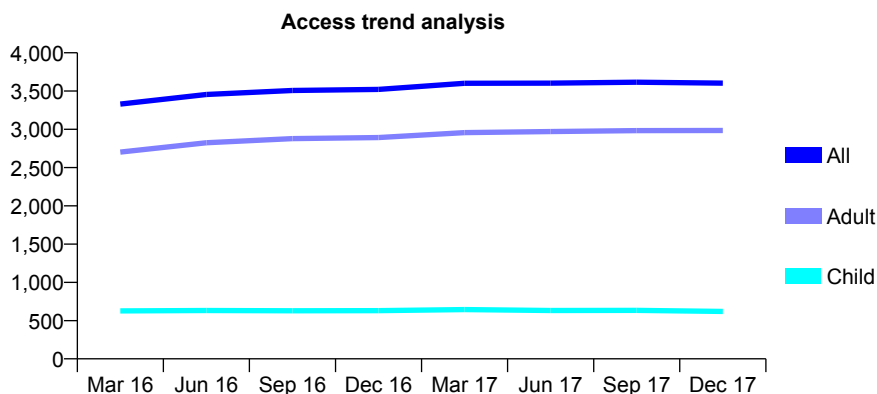
Q60 - Vital Signs At a Glance Contract Report for 198595/0001 - December 2017

Name or company name	Khanna Dental Limited
Contract type name	GDS Contract
Purpose of contract	General and Orthodontic
Contract start date	01/07/2014
Contract end date	

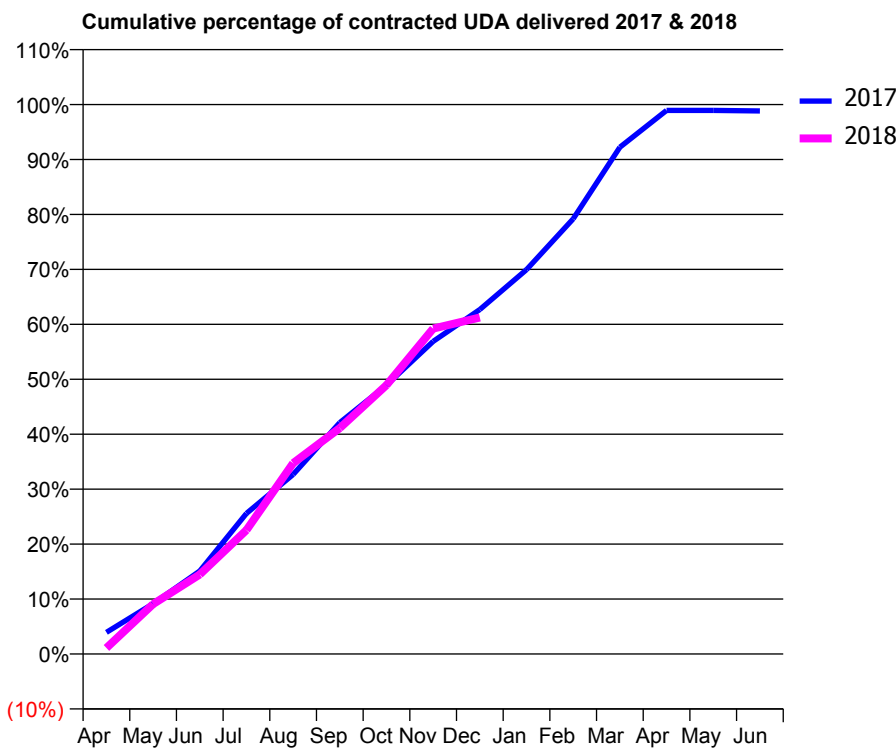
17/18 Contracted general activity (UDA)	12,412
Carry forward general activity (UDA)	145
17/18 Contracted orthodontic activity (UOA)	280
Carry forward orthodontic activity (UOA)	-1
Baseline contract value	£363,321.21

ACCESS*

Patients seen in 24 months	Total	Change since previous quarter
Quarter ending December 2016	3,522	
Quarter ending March 2017	3,601	↑
Quarter ending June 2017	3,603	→
Quarter ending September 2017	3,616	→
Quarter ending December 2017	3,604	→
Variance since December 2016	2.3%	↑



ACTIVITY



Month	Adjusted Scheduled Activity (UDA)	
	2017	2018
April	490	138
May	1,136	1,127
June	1,876	1,798
July	3,177	2,800
August	4,055	4,312
September	5,228	5,103
October	6,072	6,073
November	7,061	7,352
December	7,780	7,601
January	8,682	
February	9,829	
March	11,447	
April	12,280	
May	12,278	
June	12,267	

QUALITY

	Quantity	Base Number	Contract	AT	Region	England
% of FP17s for the same patient ID Re-attending within 3 months - Children	39	608	6.4%	10.2%	11.8%	12.0%
% of FP17s for the same patient ID Re-attending within 3 months - Adults	537	3,103	17.3%	13.4%	15.3%	15.9%
% of FP17s for the same patient ID Re-attending between 3 & 9 months - Children	348	608	57.2%	59.6%	59.1%	58.0%
% of FP17s for the same patient ID Re-attending between 3 & 9 months - Adults	1,670	3,103	53.8%	54.5%	51.5%	50.5%
% of FP17s for Band 1 Urgent Courses	397	3,468	11.4%	7.2%	8.0%	9.0%
% of FP17s Relating to Free Repair or Replacements	8	3,468	0.2%	0.9%	0.8%	0.8%
% of FP17s Relating to Continuations	7	3,468	0.2%	1.2%	1.1%	1.1%
% of Patients satisfied with the dentistry they have received	6	7	N/A	91.5%	91.6%	91.5%
% of Patients satisfied with the time they had to wait for an appointment	5	7	N/A	89.7%	88.3%	87.9%

* This is based on patients treated on this contract for their most recent course of treatment. Figures in italics indicate the base number of FP17s or Patient Questionnaire responses are less than 100. N/A is shown where the base number of responses is less than 10 during the period. % is calculated as Quantity/Base number*100

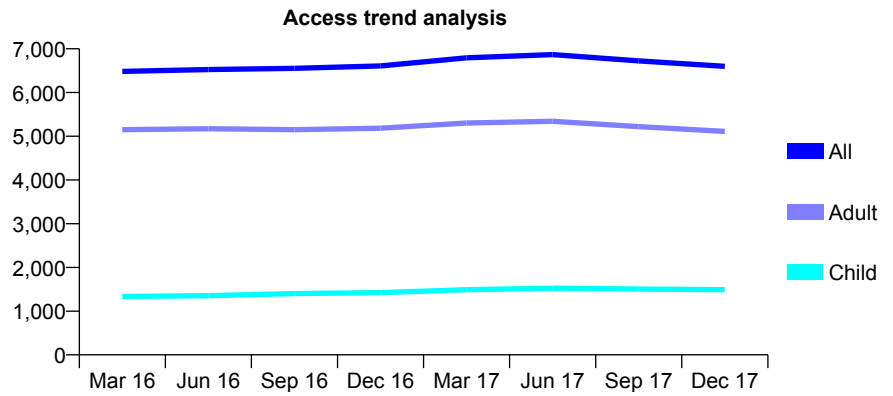
Q60 - Vital Signs At a Glance Contract Report for 199591/0001 - December 2017

Name or company name	Primecare Oral
Contract type name	PDS Plus Contract
Purpose of contract	General
Contract start date	01/04/2011
Contract end date	31/03/2021

17/18 Contracted general activity (UDA)	26,000
Carry forward general activity (UDA)	0
17/18 Contracted orthodontic activity (UOA)	0
Carry forward orthodontic activity (UOA)	0
Baseline contract value	£501,004.46

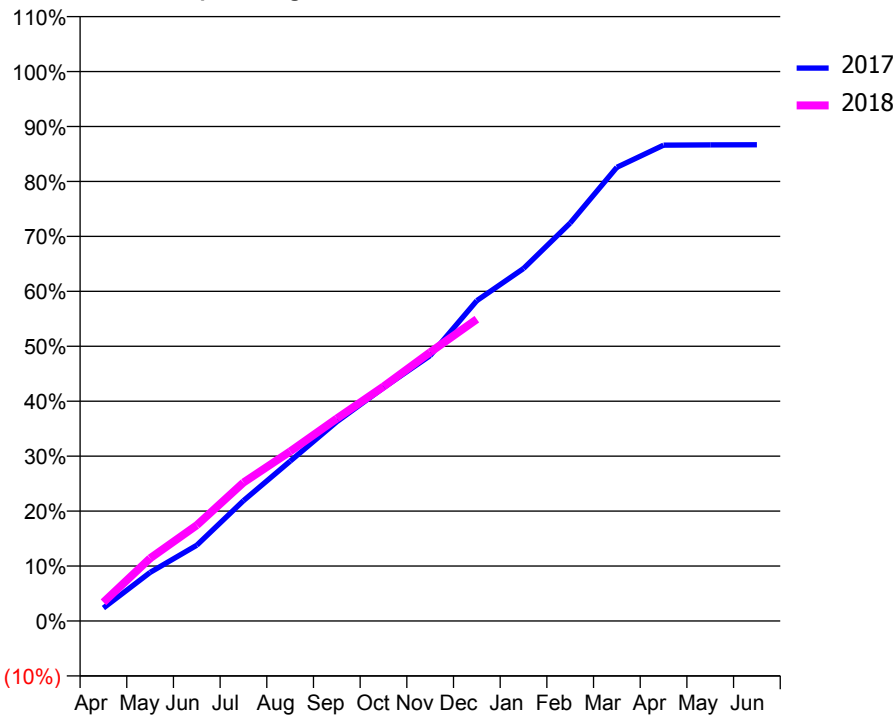
ACCESS*

Patients seen in 24 months	Total	Change since previous quarter
Quarter ending December 2016	6,607	
Quarter ending March 2017	6,795	↑
Quarter ending June 2017	6,867	→
Quarter ending September 2017	6,725	↓
Quarter ending December 2017	6,600	↓
Variance since December 2016	(0.1%)	→



ACTIVITY

Cumulative percentage of contracted UDA delivered 2017 & 2018



Month	Adjusted Scheduled Activity (UDA)	
	2017	2018
April	613	884
May	2,300	2,969
June	3,589	4,536
July	5,696	6,550
August	7,562	8,022
September	9,432	9,580
October	11,041	11,093
November	12,559	12,719
December	15,158	14,283
January	16,681	
February	18,828	
March	21,465	
April	22,514	
May	22,529	
June	22,536	

QUALITY

	Quantity	Base Number	Contract	AT	Region	England
% of FP17s for the same patient ID Re-attending within 3 months - Children	91	1,286	7.1%	10.2%	11.8%	12.0%
% of FP17s for the same patient ID Re-attending within 3 months - Adults	560	4,471	12.5%	13.4%	15.3%	15.9%
% of FP17s for the same patient ID Re-attending between 3 & 9 months - Children	649	1,286	50.5%	59.6%	59.1%	58.0%
% of FP17s for the same patient ID Re-attending between 3 & 9 months - Adults	2,271	4,471	50.8%	54.5%	51.5%	50.5%
% of FP17s for Band 1 Urgent Courses	293	5,389	5.4%	7.2%	8.0%	9.0%
% of FP17s Relating to Free Repair or Replacements	35	5,389	0.6%	0.9%	0.8%	0.8%
% of FP17s Relating to Continuations	108	5,389	2.0%	1.2%	1.1%	1.1%
% of Patients satisfied with the dentistry they have received	8	9	N/A	91.5%	91.6%	91.5%
% of Patients satisfied with the time they had to wait for an appointment	6	9	N/A	89.7%	88.3%	87.9%

* This is based on patients treated on this contract for their most recent course of treatment. Figures in italics indicate the base number of FP17s or Patient Questionnaire responses are less than 100. N/A is shown where the base number of responses is less than 10 during the period. % is calculated as Quantity/Base number*100

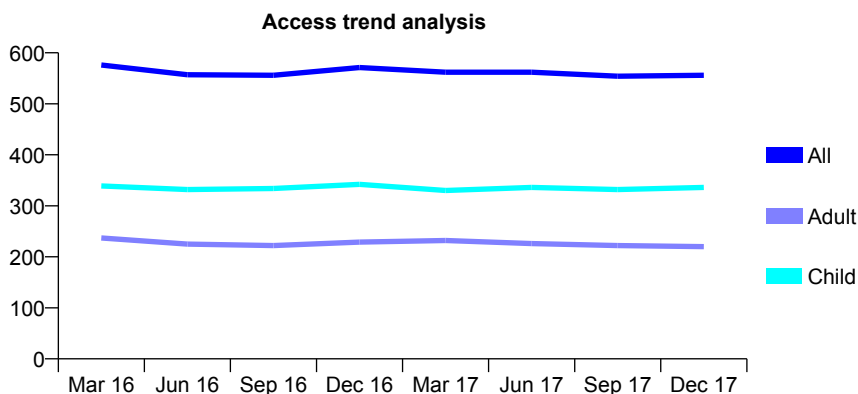
Q60 - Vital Signs At a Glance Contract Report for 208698/0001 - December 2017

Name or company name	Chris Bird Dental Care Limited
Contract type name	GDS Contract
Purpose of contract	General
Contract start date	01/04/2006
Contract end date	

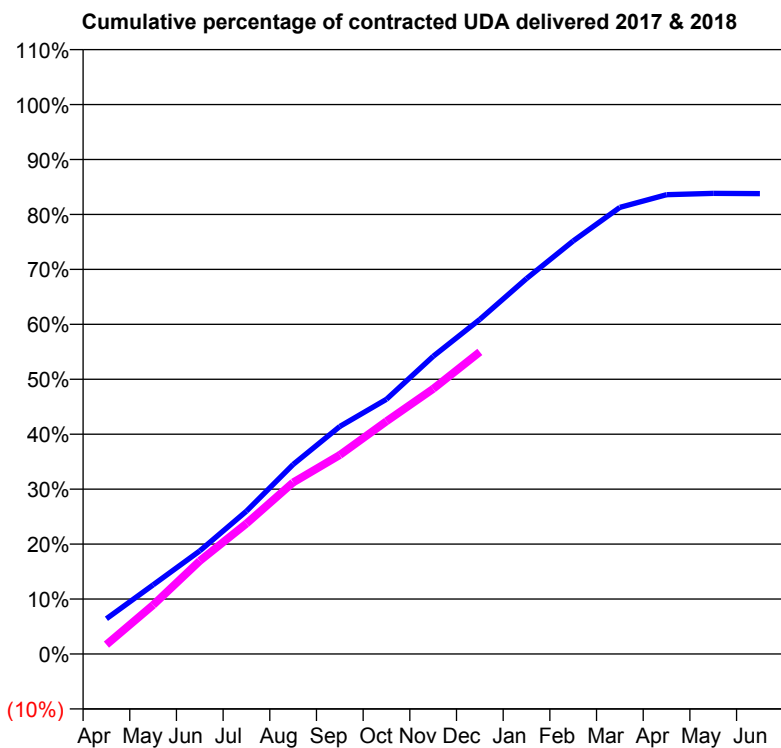
17/18 Contracted general activity (UDA)	2,000
Carry forward general activity (UDA)	0
17/18 Contracted orthodontic activity (UOA)	0
Carry forward orthodontic activity (UOA)	0
Baseline contract value	£45,194.86

ACCESS*

Patients seen in 24 months	Total	Change since previous quarter
Quarter ending December 2016	571	
Quarter ending March 2017	562	↓
Quarter ending June 2017	562	→
Quarter ending September 2017	554	↓
Quarter ending December 2017	556	→
Variance since December 2016	(2.6%)	↓



ACTIVITY



Month	Adjusted Scheduled Activity (UDA)	
	2017	2018
April	129	34
May	252	178
June	375	339
July	520	475
August	690	625
September	828	725
October	927	847
November	1,084	965
December	1,218	1,100
January	1,367	
February	1,503	
March	1,625	
April	1,672	
May	1,677	
June	1,676	

QUALITY

	Quantity	Base Number	Contract	AT	Region	England
% of FP17s for the same patient ID Re-attending within 3 months - Children	14	372	3.8%	10.2%	11.8%	12.0%
% of FP17s for the same patient ID Re-attending within 3 months - Adults	34	205	16.6%	13.4%	15.3%	15.9%
% of FP17s for the same patient ID Re-attending between 3 & 9 months - Children	246	372	66.1%	59.6%	59.1%	58.0%
% of FP17s for the same patient ID Re-attending between 3 & 9 months - Adults	130	205	63.4%	54.5%	51.5%	50.5%
% of FP17s for Band 1 Urgent Courses	23	551	4.2%	7.2%	8.0%	9.0%
% of FP17s Relating to Free Repair or Replacements	0	551	0.0%	0.9%	0.8%	0.8%
% of FP17s Relating to Continuations	0	551	0.0%	1.2%	1.1%	1.1%
% of Patients satisfied with the dentistry they have received	1	1	N/A	91.5%	91.6%	91.5%
% of Patients satisfied with the time they had to wait for an appointment	1	1	N/A	89.7%	88.3%	87.9%

* This is based on patients treated on this contract for their most recent course of treatment. Figures in italics indicate the base number of FP17s or Patient Questionnaire responses are less than 100. N/A is shown where the base number of responses is less than 10 during the period. % is calculated as Quantity/Base number*100

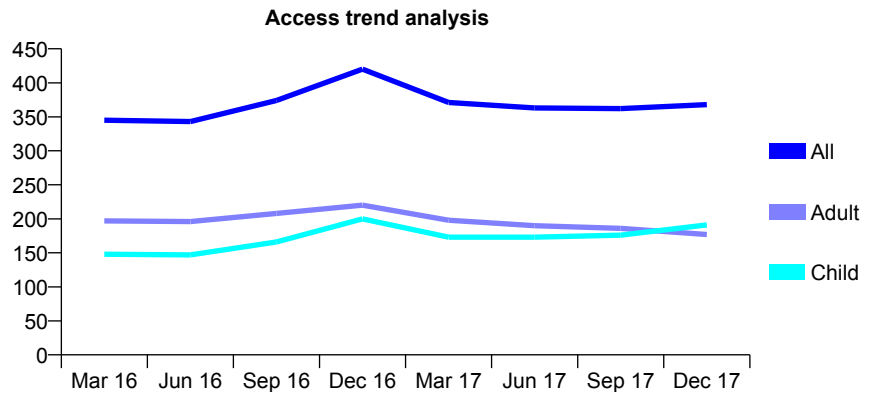
Q60 - Vital Signs At a Glance Contract Report for 209554/0001 - December 2017

Name or company name	Rajdeep Koner
Contract type name	GDS Contract
Purpose of contract	General
Contract start date	01/04/2006
Contract end date	

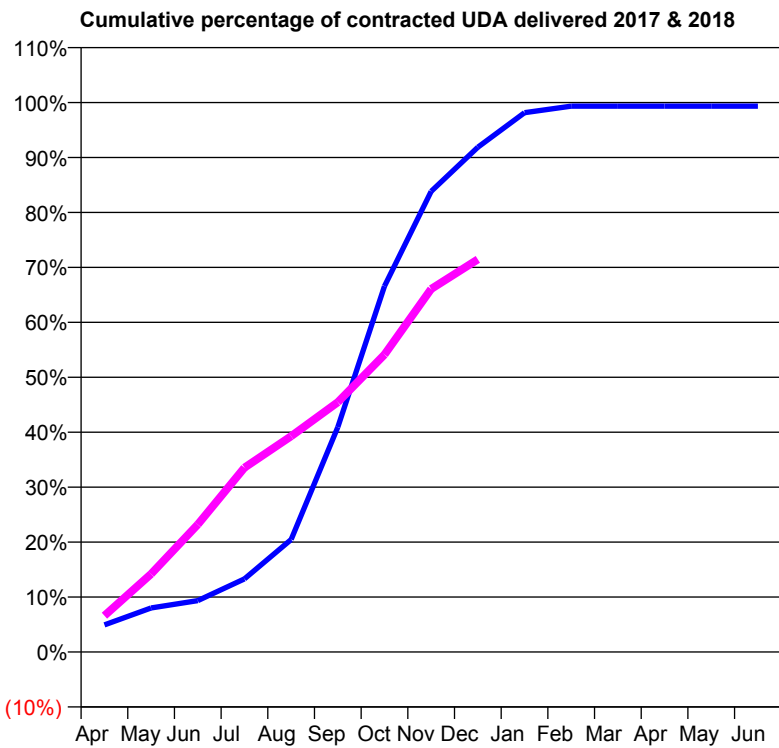
17/18 Contracted general activity (UDA)	1,136
Carry forward general activity (UDA)	8
17/18 Contracted orthodontic activity (UOA)	0
Carry forward orthodontic activity (UOA)	0
Baseline contract value	£24,288.02

ACCESS*

Patients seen in 24 months	Total	Change since previous quarter
Quarter ending December 2016	420	
Quarter ending March 2017	371	↓
Quarter ending June 2017	363	↓
Quarter ending September 2017	362	→
Quarter ending December 2017	368	→
Variance since December 2016	(12.4%)	↓



ACTIVITY



Month	Adjusted Scheduled Activity (UDA)	
	2017	2018
April	56	75
May	91	161
June	106	264
July	151	381
August	232	446
September	465	516
October	756	615
November	952	750
December	1,044	812
January	1,115	
February	1,128	
March	1,128	
April	1,128	
May	1,128	
June	1,128	

QUALITY

	Quantity	Base Number	Contract	AT	Region	England
% of FP17s for the same patient ID Re-attending within 3 months - Children	10	190	5.3%	10.2%	11.8%	12.0%
% of FP17s for the same patient ID Re-attending within 3 months - Adults	16	135	11.9%	13.4%	15.3%	15.9%
% of FP17s for the same patient ID Re-attending between 3 & 9 months - Children	83	190	43.7%	59.6%	59.1%	58.0%
% of FP17s for the same patient ID Re-attending between 3 & 9 months - Adults	66	135	48.9%	54.5%	51.5%	50.5%
% of FP17s for Band 1 Urgent Courses	18	325	5.5%	7.2%	8.0%	9.0%
% of FP17s Relating to Free Repair or Replacements	0	325	0.0%	0.9%	0.8%	0.8%
% of FP17s Relating to Continuations	0	325	0.0%	1.2%	1.1%	1.1%
% of Patients satisfied with the dentistry they have received	8	11	72.7%	91.5%	91.6%	91.5%
% of Patients satisfied with the time they had to wait for an appointment	6	11	54.5%	89.7%	88.3%	87.9%

* This is based on patients treated on this contract for their most recent course of treatment. Figures in italics indicate the base number of FP17s or Patient Questionnaire responses are less than 100. N/A is shown where the base number of responses is less than 10 during the period. % is calculated as Quantity/Base number*100

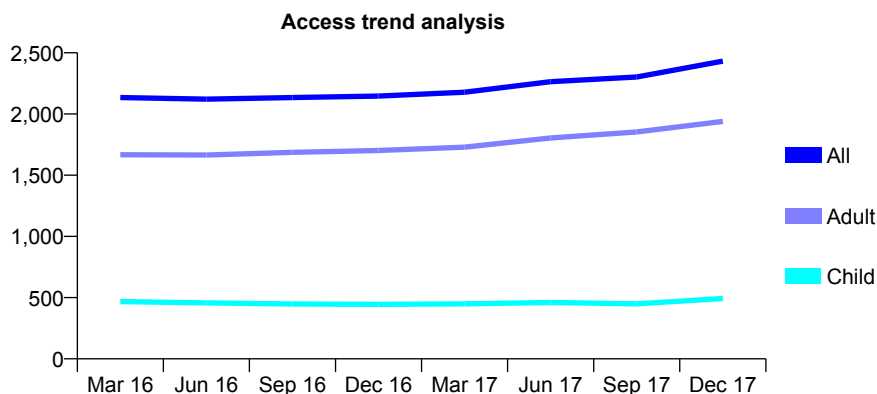
Q60 - Vital Signs At a Glance Contract Report for 215708/0001 - December 2017

Name or company name	Asquith House Dental Practice Partnership
Contract type name	GDS Contract
Purpose of contract	General and Orthodontic
Contract start date	01/04/2006
Contract end date	

17/18 Contracted general activity (UDA)	8,628
Carry forward general activity (UDA)	-23
17/18 Contracted orthodontic activity (UOA)	575
Carry forward orthodontic activity (UOA)	1
Baseline contract value	£282,133.77

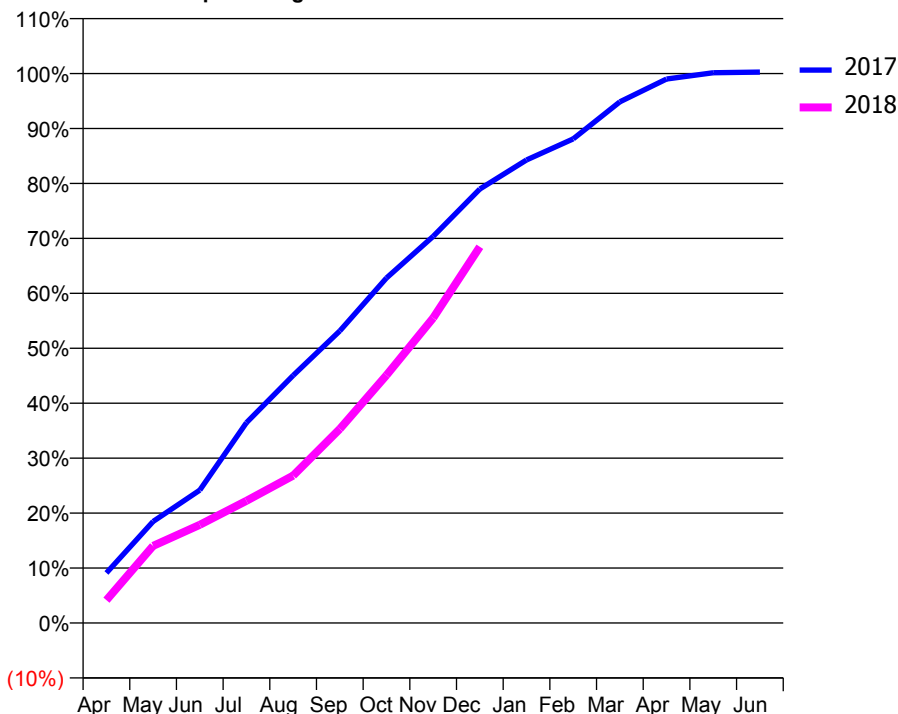
ACCESS*

Patients seen in 24 months	Total	Change since previous quarter
Quarter ending December 2016	2,147	
Quarter ending March 2017	2,178	→
Quarter ending June 2017	2,264	↑
Quarter ending September 2017	2,302	→
Quarter ending December 2017	2,432	↑
Variance since December 2016	13.3%	↑



ACTIVITY

Cumulative percentage of contracted UDA delivered 2017 & 2018



Month	Adjusted Scheduled Activity (UDA)	
	2017	2018
April	787	360
May	1,595	1,212
June	2,087	1,542
July	3,145	1,919
August	3,887	2,315
September	4,586	3,047
October	5,417	3,891
November	6,071	4,790
December	6,815	5,907
January	7,271	
February	7,602	
March	8,182	
April	8,541	
May	8,640	
June	8,651	

QUALITY

	Quantity	Base Number	Contract	AT	Region	England
% of FP17s for the same patient ID Re-attending within 3 months - Children	64	748	8.6%	10.2%	11.8%	12.0%
% of FP17s for the same patient ID Re-attending within 3 months - Adults	213	2,513	8.5%	13.4%	15.3%	15.9%
% of FP17s for the same patient ID Re-attending between 3 & 9 months - Children	398	748	53.2%	59.6%	59.1%	58.0%
% of FP17s for the same patient ID Re-attending between 3 & 9 months - Adults	1,571	2,513	62.5%	54.5%	51.5%	50.5%
% of FP17s for Band 1 Urgent Courses	109	2,927	3.7%	7.2%	8.0%	9.0%
% of FP17s Relating to Free Repair or Replacements	6	2,927	0.2%	0.9%	0.8%	0.8%
% of FP17s Relating to Continuations	19	2,927	0.6%	1.2%	1.1%	1.1%
% of Patients satisfied with the dentistry they have received	6	7	N/A	91.5%	91.6%	91.5%
% of Patients satisfied with the time they had to wait for an appointment	6	7	N/A	89.7%	88.3%	87.9%

* This is based on patients treated on this contract for their most recent course of treatment. Figures in italics indicate the base number of FP17s or Patient Questionnaire responses are less than 100. N/A is shown where the base number of responses is less than 10 during the period. % is calculated as Quantity/Base number*100

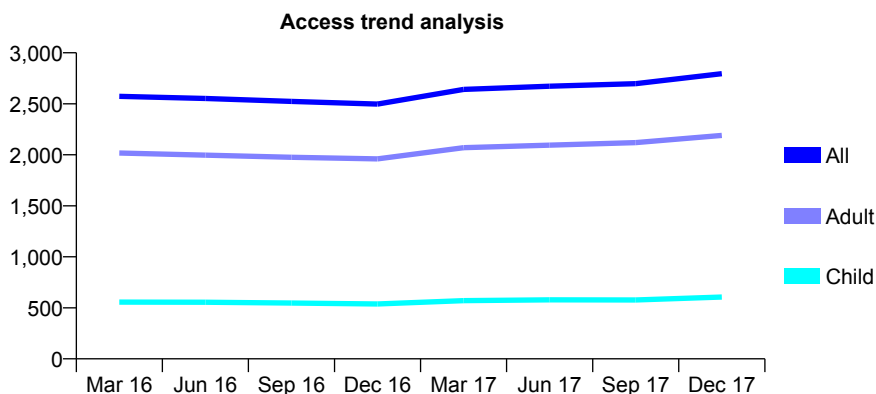
Q60 - Vital Signs At a Glance Contract Report for 216070/0001 - December 2017

Name or company name	MR B PATEL
Contract type name	GDS Contract
Purpose of contract	General
Contract start date	21/12/2011
Contract end date	

17/18 Contracted general activity (UDA)	6,487
Carry forward general activity (UDA)	-130
17/18 Contracted orthodontic activity (UOA)	0
Carry forward orthodontic activity (UOA)	0
Baseline contract value	£147,659.08

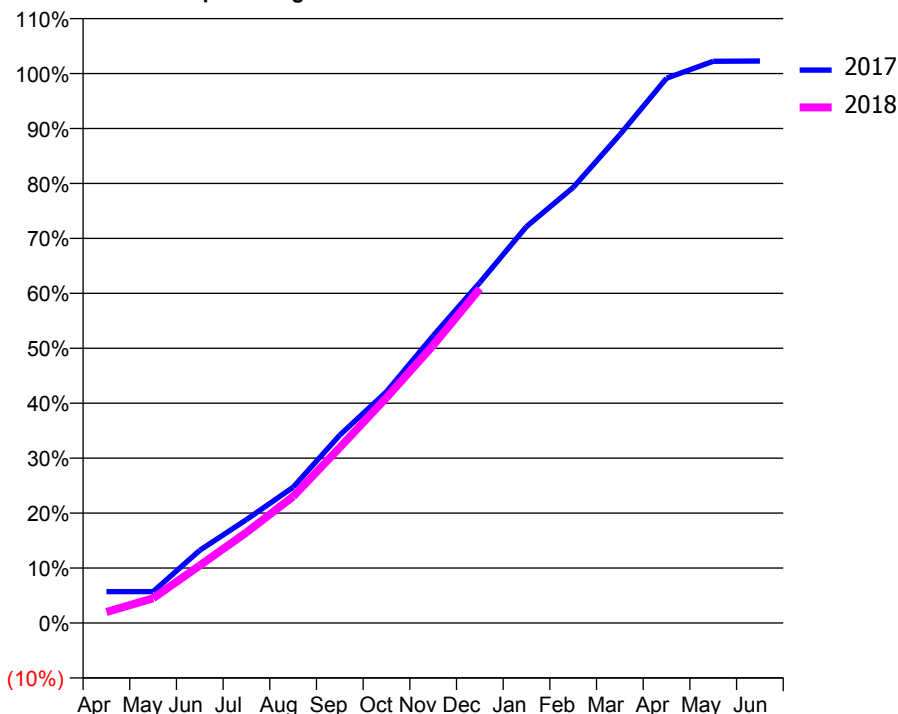
ACCESS*

Patients seen in 24 months	Total	Change since previous quarter
Quarter ending December 2016	2,498	
Quarter ending March 2017	2,641	↑
Quarter ending June 2017	2,673	→
Quarter ending September 2017	2,697	→
Quarter ending December 2017	2,796	↑
Variance since December 2016	11.9%	↑



ACTIVITY

Cumulative percentage of contracted UDA delivered 2017 & 2018



Month	Adjusted Scheduled Activity (UDA)	
	2017	2018
April	371	130
May	371	292
June	858	680
July	1,220	1,070
August	1,603	1,493
September	2,219	2,073
October	2,730	2,661
November	3,391	3,278
December	4,019	3,948
January	4,680	
February	5,142	
March	5,765	
April	6,432	
May	6,631	
June	6,634	

QUALITY

	Quantity	Base Number	Contract	AT	Region	England
% of FP17s for the same patient ID Re-attending within 3 months - Children	30	730	4.1%	10.2%	11.8%	12.0%
% of FP17s for the same patient ID Re-attending within 3 months - Adults	233	2,647	8.8%	13.4%	15.3%	15.9%
% of FP17s for the same patient ID Re-attending between 3 & 9 months - Children	496	730	67.9%	59.6%	59.1%	58.0%
% of FP17s for the same patient ID Re-attending between 3 & 9 months - Adults	1,780	2,647	67.2%	54.5%	51.5%	50.5%
% of FP17s for Band 1 Urgent Courses	90	2,209	4.1%	7.2%	8.0%	9.0%
% of FP17s Relating to Free Repair or Replacements	8	2,209	0.4%	0.9%	0.8%	0.8%
% of FP17s Relating to Continuations	9	2,209	0.4%	1.2%	1.1%	1.1%
% of Patients satisfied with the dentistry they have received	5	6	N/A	91.5%	91.6%	91.5%
% of Patients satisfied with the time they had to wait for an appointment	5	6	N/A	89.7%	88.3%	87.9%

* This is based on patients treated on this contract for their most recent course of treatment. Figures in italics indicate the base number of FP17s or Patient Questionnaire responses are less than 100. N/A is shown where the base number of responses is less than 10 during the period. % is calculated as Quantity/Base number*100

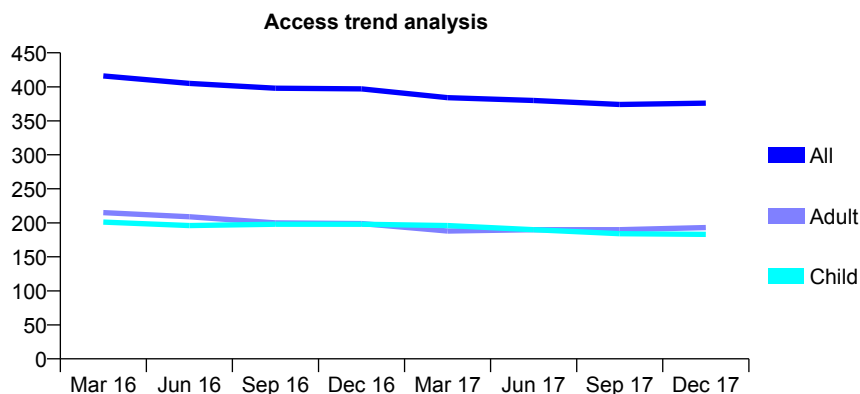
Q60 - Vital Signs At a Glance Contract Report for 224081/0001 - December 2017

Name or company name	MR GA EVANS
Contract type name	GDS Contract
Purpose of contract	General
Contract start date	01/04/2006
Contract end date	

17/18 Contracted general activity (UDA)	1,300
Carry forward general activity (UDA)	0
17/18 Contracted orthodontic activity (UOA)	0
Carry forward orthodontic activity (UOA)	0
Baseline contract value	£29,353.61

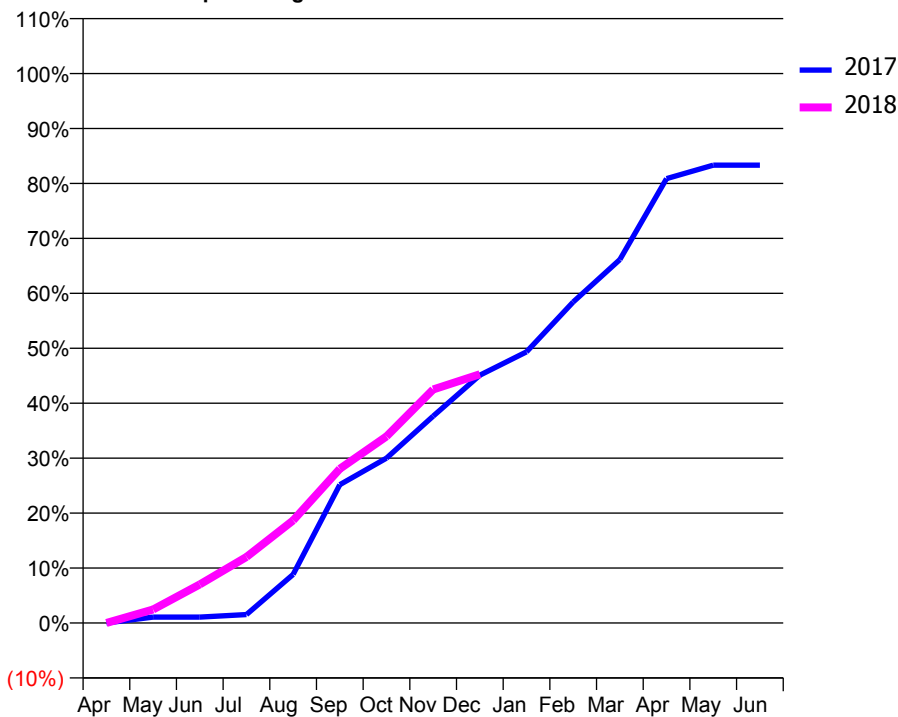
ACCESS*

Patients seen in 24 months	Total	Change since previous quarter
Quarter ending December 2016	397	
Quarter ending March 2017	384	↓
Quarter ending June 2017	380	↓
Quarter ending September 2017	374	↓
Quarter ending December 2017	376	→
Variance since December 2016	(5.3%)	↓



ACTIVITY

Cumulative percentage of contracted UDA delivered 2017 & 2018



Month	Adjusted Scheduled Activity (UDA)	
	2017	2018
April	0	0
May	14	32
June	14	91
July	20	156
August	115	243
September	327	365
October	390	441
November	489	552
December	586	589
January	641	
February	760	
March	860	
April	1,051	
May	1,083	
June	1,083	

QUALITY

	Quantity	Base Number	Contract	AT	Region	England
% of FP17s for the same patient ID Re-attending within 3 months - Children	15	209	7.2%	10.2%	11.8%	12.0%
% of FP17s for the same patient ID Re-attending within 3 months - Adults	27	162	16.7%	13.4%	15.3%	15.9%
% of FP17s for the same patient ID Re-attending between 3 & 9 months - Children	139	209	66.5%	59.6%	59.1%	58.0%
% of FP17s for the same patient ID Re-attending between 3 & 9 months - Adults	80	162	49.4%	54.5%	51.5%	50.5%
% of FP17s for Band 1 Urgent Courses	8	318	2.5%	7.2%	8.0%	9.0%
% of FP17s Relating to Free Repair or Replacements	0	318	0.0%	0.9%	0.8%	0.8%
% of FP17s Relating to Continuations	5	318	1.6%	1.2%	1.1%	1.1%
% of Patients satisfied with the dentistry they have received	0	0	N/A	91.5%	91.6%	91.5%
% of Patients satisfied with the time they had to wait for an appointment	0	0	N/A	89.7%	88.3%	87.9%

* This is based on patients treated on this contract for their most recent course of treatment. Figures in italics indicate the base number of FP17s or Patient Questionnaire responses are less than 100. N/A is shown where the base number of responses is less than 10 during the period. % is calculated as Quantity/Base number*100

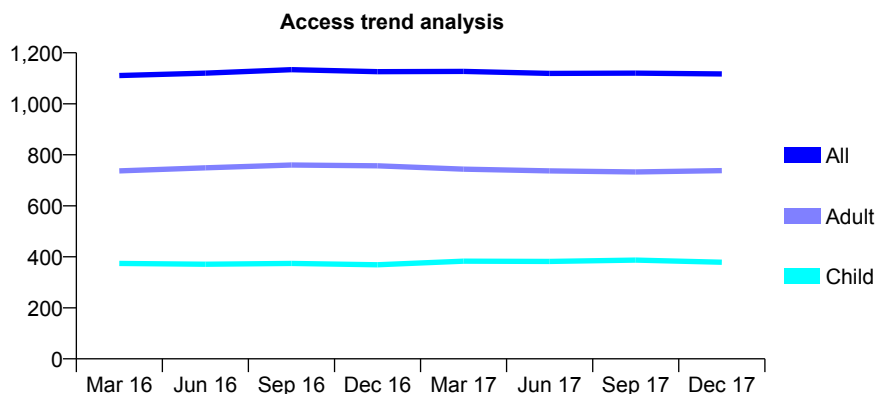
Q60 - Vital Signs At a Glance Contract Report for 230081/0001 - December 2017

Name or company name	MR P CASWELL
Contract type name	GDS Contract
Purpose of contract	General and Orthodontic
Contract start date	01/04/2006
Contract end date	

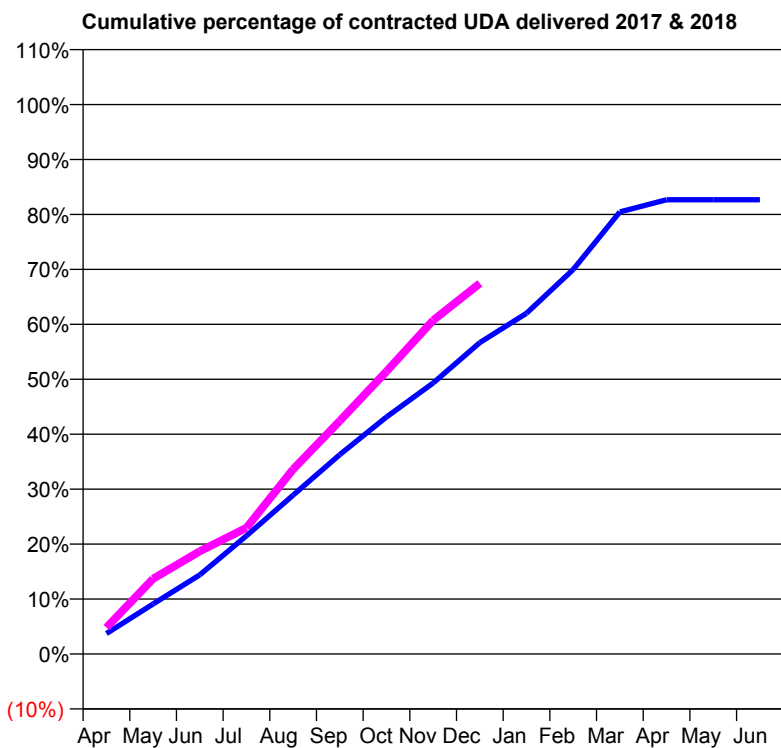
17/18 Contracted general activity (UDA)	2,900
Carry forward general activity (UDA)	0
17/18 Contracted orthodontic activity (UOA)	0
Carry forward orthodontic activity (UOA)	0
Baseline contract value	£114,906.96

ACCESS*

Patients seen in 24 months	Total	Change since previous quarter
Quarter ending December 2016	1,126	
Quarter ending March 2017	1,127	→
Quarter ending June 2017	1,119	→
Quarter ending September 2017	1,120	→
Quarter ending December 2017	1,117	→
Variance since December 2016	(0.8%)	→



ACTIVITY



Adjusted Scheduled Activity (UDA)		
Month	2017	2018
April	108	140
May	264	397
June	418	542
July	624	666
August	838	975
September	1,053	1,230
October	1,251	1,492
November	1,431	1,761
December	1,644	1,956
January	1,798	
February	2,029	
March	2,333	
April	2,398	
May	2,398	
June	2,398	

QUALITY

	Quantity	Base Number	Contract	AT	Region	England
% of FP17s for the same patient ID Re-attending within 3 months - Children	24	437	5.5%	10.2%	11.8%	12.0%
% of FP17s for the same patient ID Re-attending within 3 months - Adults	60	729	8.2%	13.4%	15.3%	15.9%
% of FP17s for the same patient ID Re-attending between 3 & 9 months - Children	262	437	60.0%	59.6%	59.1%	58.0%
% of FP17s for the same patient ID Re-attending between 3 & 9 months - Adults	420	729	57.6%	54.5%	51.5%	50.5%
% of FP17s for Band 1 Urgent Courses	5	1,084	0.5%	7.2%	8.0%	9.0%
% of FP17s Relating to Free Repair or Replacements	0	1,084	0.0%	0.9%	0.8%	0.8%
% of FP17s Relating to Continuations	10	1,084	0.9%	1.2%	1.1%	1.1%
% of Patients satisfied with the dentistry they have received	3	3	N/A	91.5%	91.6%	91.5%
% of Patients satisfied with the time they had to wait for an appointment	3	3	N/A	89.7%	88.3%	87.9%

* This is based on patients treated on this contract for their most recent course of treatment. Figures in italics indicate the base number of FP17s or Patient Questionnaire responses are less than 100. N/A is shown where the base number of responses is less than 10 during the period. % is calculated as Quantity/Base number*100

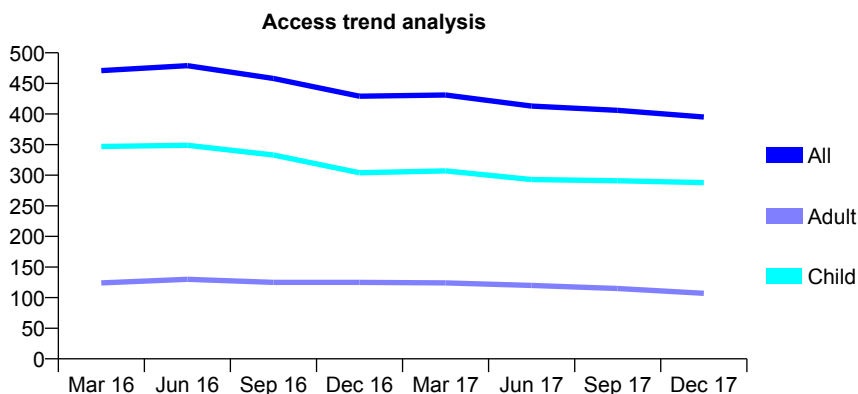
Q60 - Vital Signs At a Glance Contract Report for 232513/0001 - December 2017

Name or company name	MR AF SINGLETON
Contract type name	GDS Contract
Purpose of contract	General
Contract start date	01/04/2006
Contract end date	

17/18 Contracted general activity (UDA)	740
Carry forward general activity (UDA)	0
17/18 Contracted orthodontic activity (UOA)	0
Carry forward orthodontic activity (UOA)	0
Baseline contract value	£17,515.18

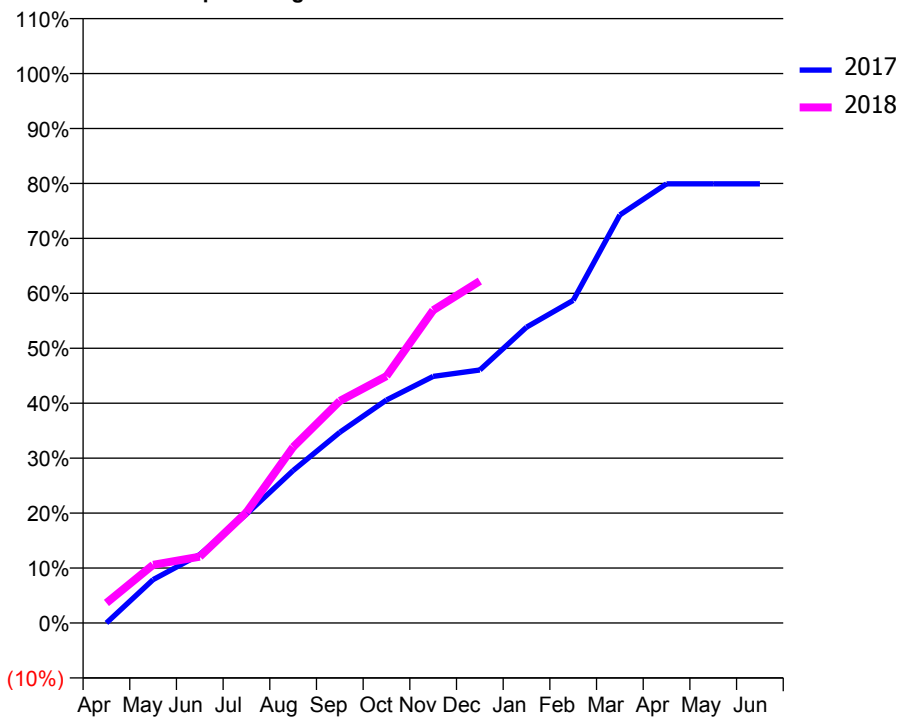
ACCESS*

Patients seen in 24 months	Total	Change since previous quarter
Quarter ending December 2016	429	
Quarter ending March 2017	431	→
Quarter ending June 2017	413	↓
Quarter ending September 2017	406	↓
Quarter ending December 2017	395	↓
Variance since December 2016	(7.9%)	↓



ACTIVITY

Cumulative percentage of contracted UDA delivered 2017 & 2018



Month	Adjusted Scheduled Activity (UDA)	
	2017	2018
April	0	27
May	68	78
June	107	89
July	170	149
August	239	237
September	299	299
October	349	332
November	386	421
December	396	461
January	463	
February	505	
March	639	
April	687	
May	687	
June	687	

QUALITY

	Quantity	Base Number	Contract	AT	Region	England
% of FP17s for the same patient ID Re-attending within 3 months - Children	18	267	6.7%	10.2%	11.8%	12.0%
% of FP17s for the same patient ID Re-attending within 3 months - Adults	4	50	8.0%	13.4%	15.3%	15.9%
% of FP17s for the same patient ID Re-attending between 3 & 9 months - Children	123	267	46.1%	59.6%	59.1%	58.0%
% of FP17s for the same patient ID Re-attending between 3 & 9 months - Adults	14	50	28.0%	54.5%	51.5%	50.5%
% of FP17s for Band 1 Urgent Courses	18	286	6.3%	7.2%	8.0%	9.0%
% of FP17s Relating to Free Repair or Replacements	0	286	0.0%	0.9%	0.8%	0.8%
% of FP17s Relating to Continuations	3	286	1.0%	1.2%	1.1%	1.1%
% of Patients satisfied with the dentistry they have received	0	0	N/A	91.5%	91.6%	91.5%
% of Patients satisfied with the time they had to wait for an appointment	0	0	N/A	89.7%	88.3%	87.9%

* This is based on patients treated on this contract for their most recent course of treatment. Figures in italics indicate the base number of FP17s or Patient Questionnaire responses are less than 100. N/A is shown where the base number of responses is less than 10 during the period. % is calculated as Quantity/Base number*100

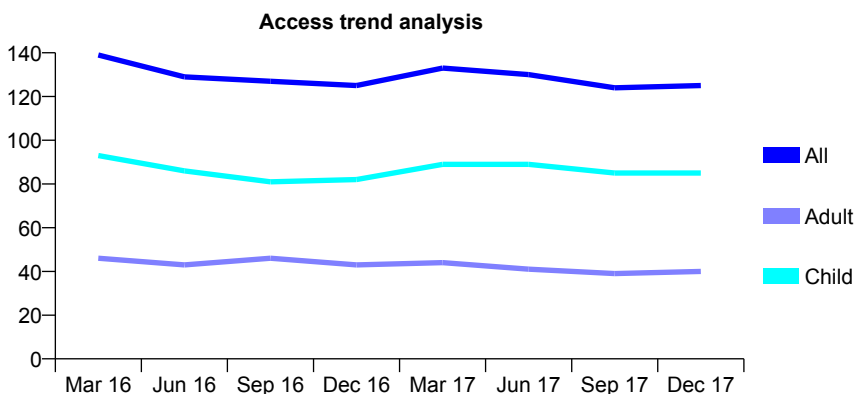
Q60 - Vital Signs At a Glance Contract Report for 237841/0001 - December 2017

Name or company name	MR NJ HAMMOND
Contract type name	GDS Contract
Purpose of contract	General
Contract start date	01/04/2006
Contract end date	

17/18 Contracted general activity (UDA)	350
Carry forward general activity (UDA)	0
17/18 Contracted orthodontic activity (UOA)	0
Carry forward orthodontic activity (UOA)	0
Baseline contract value	£7,802.86

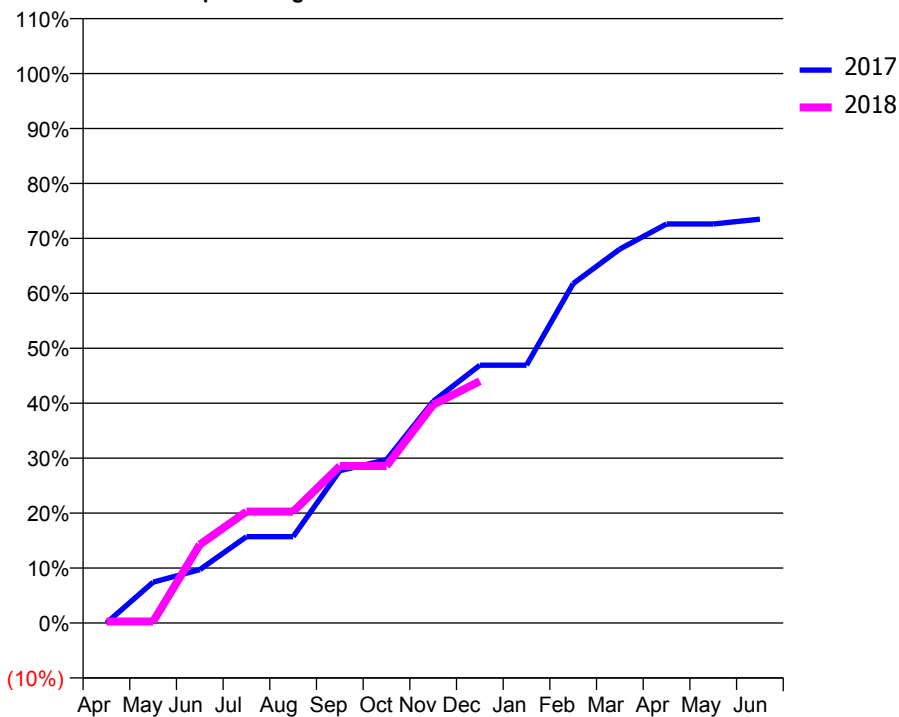
ACCESS*

Patients seen in 24 months	Total	Change since previous quarter
Quarter ending December 2016	125	
Quarter ending March 2017	133	↑
Quarter ending June 2017	130	↓
Quarter ending September 2017	124	↓
Quarter ending December 2017	125	→
Variance since December 2016	0.0%	→



ACTIVITY

Cumulative percentage of contracted UDA delivered 2017 & 2018



Month	Adjusted Scheduled Activity (UDA)	
	2017	2018
April	0	1
May	26	1
June	34	50
July	55	71
August	55	71
September	97	100
October	104	100
November	141	139
December	164	154
January	164	
February	216	
March	238	
April	254	
May	254	
June	257	

QUALITY

	Quantity	Base Number	Contract	AT	Region	England
% of FP17s for the same patient ID Re-attending within 3 months - Children	2	103	1.9%	10.2%	11.8%	12.0%
% of FP17s for the same patient ID Re-attending within 3 months - Adults	6	39	15.4%	13.4%	15.3%	15.9%
% of FP17s for the same patient ID Re-attending between 3 & 9 months - Children	77	103	74.8%	59.6%	59.1%	58.0%
% of FP17s for the same patient ID Re-attending between 3 & 9 months - Adults	21	39	53.8%	54.5%	51.5%	50.5%
% of FP17s for Band 1 Urgent Courses	0	127	0.0%	7.2%	8.0%	9.0%
% of FP17s Relating to Free Repair or Replacements	0	127	0.0%	0.9%	0.8%	0.8%
% of FP17s Relating to Continuations	0	127	0.0%	1.2%	1.1%	1.1%
% of Patients satisfied with the dentistry they have received	0	1	N/A	91.5%	91.6%	91.5%
% of Patients satisfied with the time they had to wait for an appointment	1	1	N/A	89.7%	88.3%	87.9%

* This is based on patients treated on this contract for their most recent course of treatment. Figures in italics indicate the base number of FP17s or Patient Questionnaire responses are less than 100. N/A is shown where the base number of responses is less than 10 during the period. % is calculated as Quantity/Base number*100

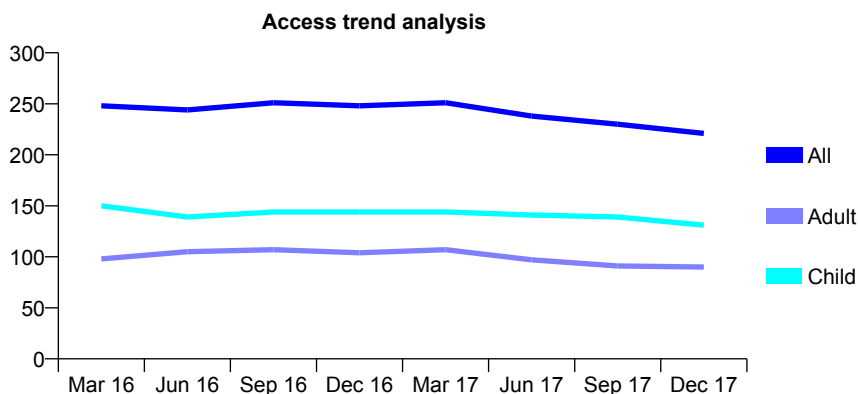
Q60 - Vital Signs At a Glance Contract Report for 238120/0001 - December 2017

Name or company name	DR AS SADHRA
Contract type name	GDS Contract
Purpose of contract	General and Orthodontic
Contract start date	01/04/2006
Contract end date	

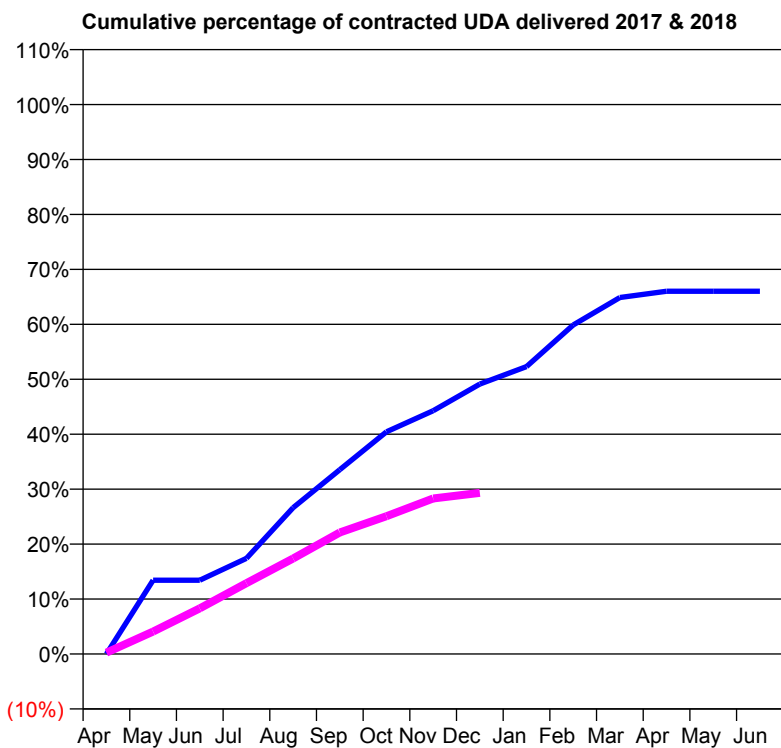
17/18 Contracted general activity (UDA)	783
Carry forward general activity (UDA)	0
17/18 Contracted orthodontic activity (UOA)	378
Carry forward orthodontic activity (UOA)	0
Baseline contract value	£37,118.54

ACCESS*

Patients seen in 24 months	Total	Change since previous quarter
Quarter ending December 2016	248	
Quarter ending March 2017	251	→
Quarter ending June 2017	238	↓
Quarter ending September 2017	230	↓
Quarter ending December 2017	221	↓
Variance since December 2016	(10.9%)	↓



ACTIVITY



Month	Adjusted Scheduled Activity (UDA)	
	2017	2018
April	0	2
May	105	32
June	105	65
July	136	101
August	209	136
September	263	173
October	317	196
November	347	222
December	385	230
January	410	
February	469	
March	508	
April	517	
May	517	
June	517	

QUALITY

	Quantity	Base Number	Contract	AT	Region	England
% of FP17s for the same patient ID Re-attending within 3 months - Children	1	152	0.7%	10.2%	11.8%	12.0%
% of FP17s for the same patient ID Re-attending within 3 months - Adults	8	62	12.9%	13.4%	15.3%	15.9%
% of FP17s for the same patient ID Re-attending between 3 & 9 months - Children	57	152	37.5%	59.6%	59.1%	58.0%
% of FP17s for the same patient ID Re-attending between 3 & 9 months - Adults	27	62	43.5%	54.5%	51.5%	50.5%
% of FP17s for Band 1 Urgent Courses	3	146	2.1%	7.2%	8.0%	9.0%
% of FP17s Relating to Free Repair or Replacements	0	146	0.0%	0.9%	0.8%	0.8%
% of FP17s Relating to Continuations	0	146	0.0%	1.2%	1.1%	1.1%
% of Patients satisfied with the dentistry they have received	1	1	N/A	91.5%	91.6%	91.5%
% of Patients satisfied with the time they had to wait for an appointment	1	1	N/A	89.7%	88.3%	87.9%

* This is based on patients treated on this contract for their most recent course of treatment. Figures in italics indicate the base number of FP17s or Patient Questionnaire responses are less than 100. N/A is shown where the base number of responses is less than 10 during the period. % is calculated as Quantity/Base number*100

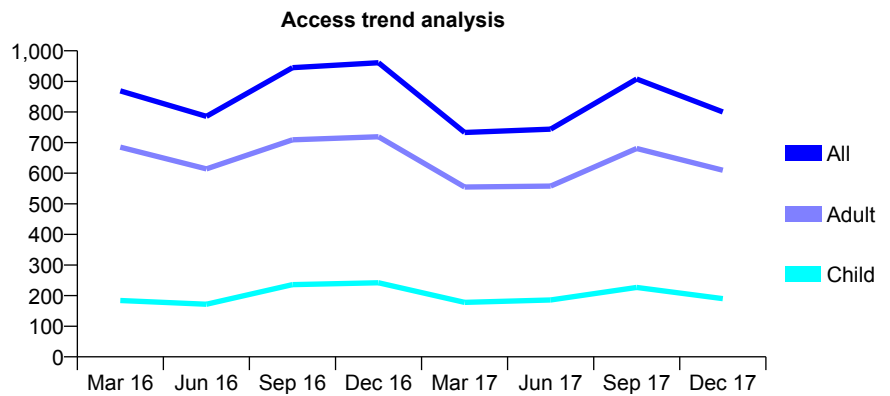
Q60 - Vital Signs At a Glance Contract Report for 245429/0001 - December 2017

Name or company name	MISS SC DUNCAN
Contract type name	GDS Contract
Purpose of contract	General
Contract start date	01/11/2007
Contract end date	

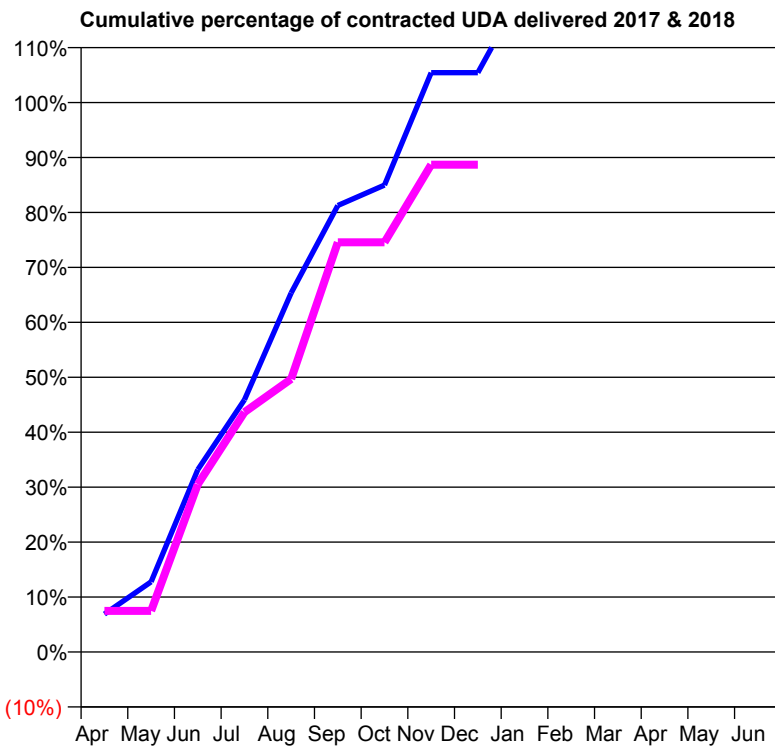
17/18 Contracted general activity (UDA)	1,750
Carry forward general activity (UDA)	-35
17/18 Contracted orthodontic activity (UOA)	0
Carry forward orthodontic activity (UOA)	0
Baseline contract value	£45,749.31

ACCESS*

Patients seen in 24 months	Total	Change since previous quarter
Quarter ending December 2016	961	
Quarter ending March 2017	733	↓
Quarter ending June 2017	744	→
Quarter ending September 2017	908	↑
Quarter ending December 2017	800	↓
Variance since December 2016	(16.8%)	↓



ACTIVITY



Month	Adjusted Scheduled Activity (UDA)	
	2017	2018
April	121	131
May	223	131
June	581	534
July	803	764
August	1,144	869
September	1,422	1,305
October	1,487	1,305
November	1,845	1,552
December	1,845	1,552
January	2,113	
February	2,187	
March	2,187	
April	2,302	
May	2,302	
June	2,314	

QUALITY

	Quantity	Base Number	Contract	AT	Region	England
% of FP17s for the same patient ID Re-attending within 3 months - Children	5	239	2.1%	10.2%	11.8%	12.0%
% of FP17s for the same patient ID Re-attending within 3 months - Adults	100	783	12.8%	13.4%	15.3%	15.9%
% of FP17s for the same patient ID Re-attending between 3 & 9 months - Children	90	239	37.7%	59.6%	59.1%	58.0%
% of FP17s for the same patient ID Re-attending between 3 & 9 months - Adults	246	783	31.4%	54.5%	51.5%	50.5%
% of FP17s for Band 1 Urgent Courses	106	950	11.2%	7.2%	8.0%	9.0%
% of FP17s Relating to Free Repair or Replacements	1	950	0.1%	0.9%	0.8%	0.8%
% of FP17s Relating to Continuations	1	950	0.1%	1.2%	1.1%	1.1%
% of Patients satisfied with the dentistry they have received	1	1	N/A	91.5%	91.6%	91.5%
% of Patients satisfied with the time they had to wait for an appointment	0	1	N/A	89.7%	88.3%	87.9%

* This is based on patients treated on this contract for their most recent course of treatment. Figures in italics indicate the base number of FP17s or Patient Questionnaire responses are less than 100. N/A is shown where the base number of responses is less than 10 during the period. % is calculated as Quantity/Base number*100

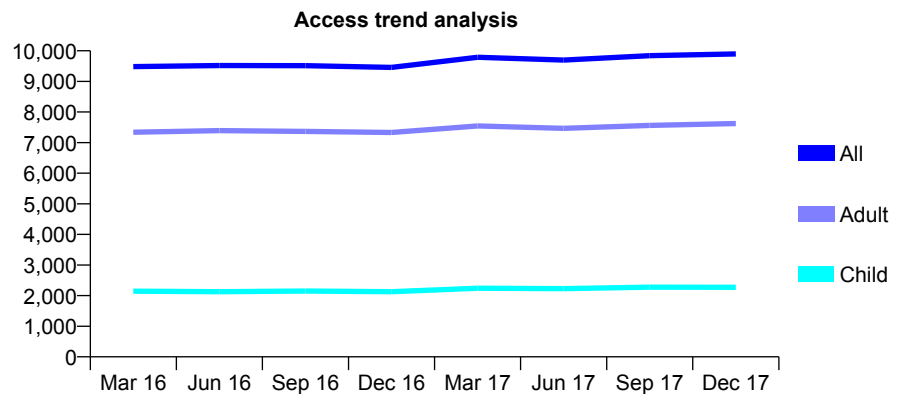
Q60 - Vital Signs At a Glance Contract Report for 249726/0001 - December 2017

Name or company name	MR AA DUGGAL
Contract type name	GDS Contract
Purpose of contract	General
Contract start date	01/04/2006
Contract end date	

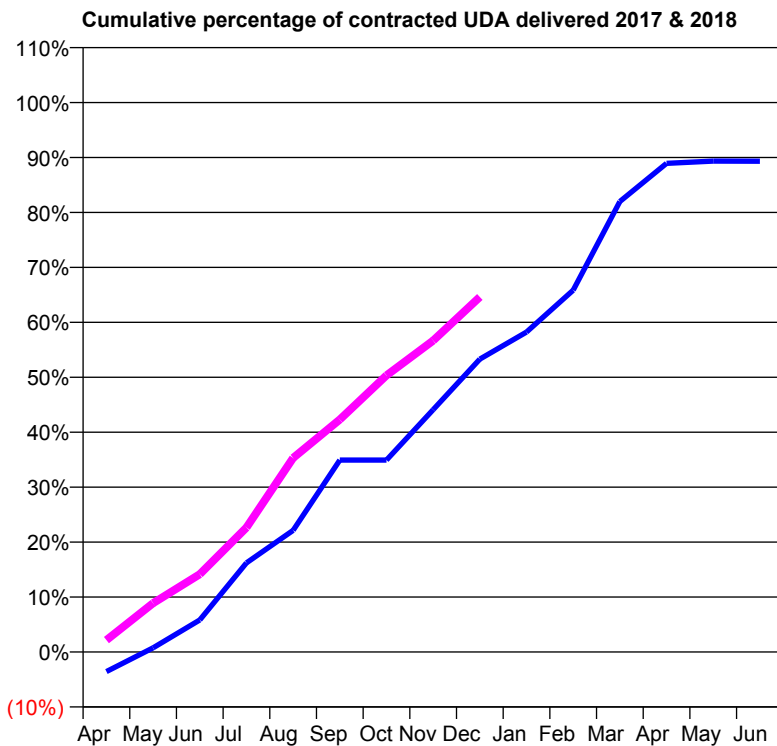
17/18 Contracted general activity (UDA)	27,030
Carry forward general activity (UDA)	0
17/18 Contracted orthodontic activity (UOA)	0
Carry forward orthodontic activity (UOA)	0
Baseline contract value	£732,012.03

ACCESS*

Patients seen in 24 months	Total	Change since previous quarter
Quarter ending December 2016	9,458	
Quarter ending March 2017	9,788	↑
Quarter ending June 2017	9,695	→
Quarter ending September 2017	9,841	→
Quarter ending December 2017	9,897	→
Variance since December 2016	4.6%	↑



ACTIVITY



Month	Adjusted Scheduled Activity (UDA)	
	2017	2018
April	-969	587
May	206	2,403
June	1,578	3,826
July	4,385	6,126
August	5,985	9,546
September	9,442	11,439
October	9,442	13,605
November	11,924	15,318
December	14,406	17,466
January	15,741	
February	17,802	
March	22,163	
April	24,039	
May	24,149	
June	24,143	

QUALITY

	Quantity	Base Number	Contract	AT	Region	England
% of FP17s for the same patient ID Re-attending within 3 months - Children	98	2,236	4.4%	10.2%	11.8%	12.0%
% of FP17s for the same patient ID Re-attending within 3 months - Adults	568	7,332	7.7%	13.4%	15.3%	15.9%
% of FP17s for the same patient ID Re-attending between 3 & 9 months - Children	1,281	2,236	57.3%	59.6%	59.1%	58.0%
% of FP17s for the same patient ID Re-attending between 3 & 9 months - Adults	4,512	7,332	61.5%	54.5%	51.5%	50.5%
% of FP17s for Band 1 Urgent Courses	319	8,708	3.7%	7.2%	8.0%	9.0%
% of FP17s Relating to Free Repair or Replacements	109	8,708	1.3%	0.9%	0.8%	0.8%
% of FP17s Relating to Continuations	58	8,708	0.7%	1.2%	1.1%	1.1%
% of Patients satisfied with the dentistry they have received	30	31	96.8%	91.5%	91.6%	91.5%
% of Patients satisfied with the time they had to wait for an appointment	31	31	100.0%	89.7%	88.3%	87.9%

* This is based on patients treated on this contract for their most recent course of treatment. Figures in italics indicate the base number of FP17s or Patient Questionnaire responses are less than 100. N/A is shown where the base number of responses is less than 10 during the period. % is calculated as Quantity/Base number*100

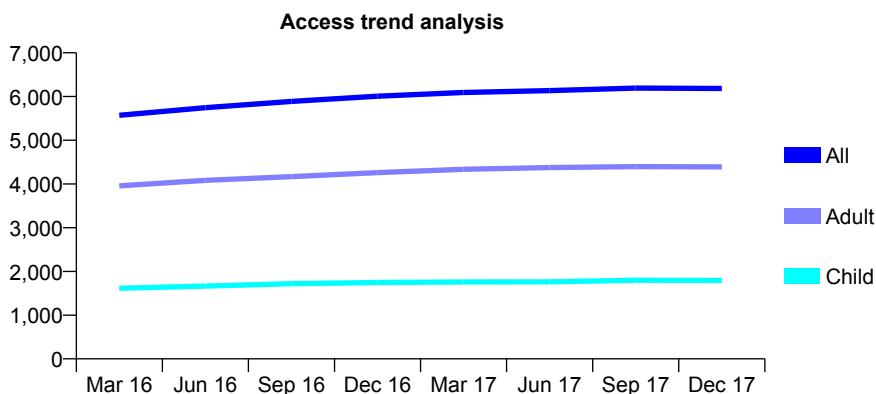
Q60 - Vital Signs At a Glance Contract Report for 257907/0001 - December 2017

Name or company name	MR CC CHUNG
Contract type name	GDS Contract
Purpose of contract	General
Contract start date	01/04/2006
Contract end date	

17/18 Contracted general activity (UDA)	18,443
Carry forward general activity (UDA)	89
17/18 Contracted orthodontic activity (UOA)	0
Carry forward orthodontic activity (UOA)	0
Baseline contract value	£504,254.47

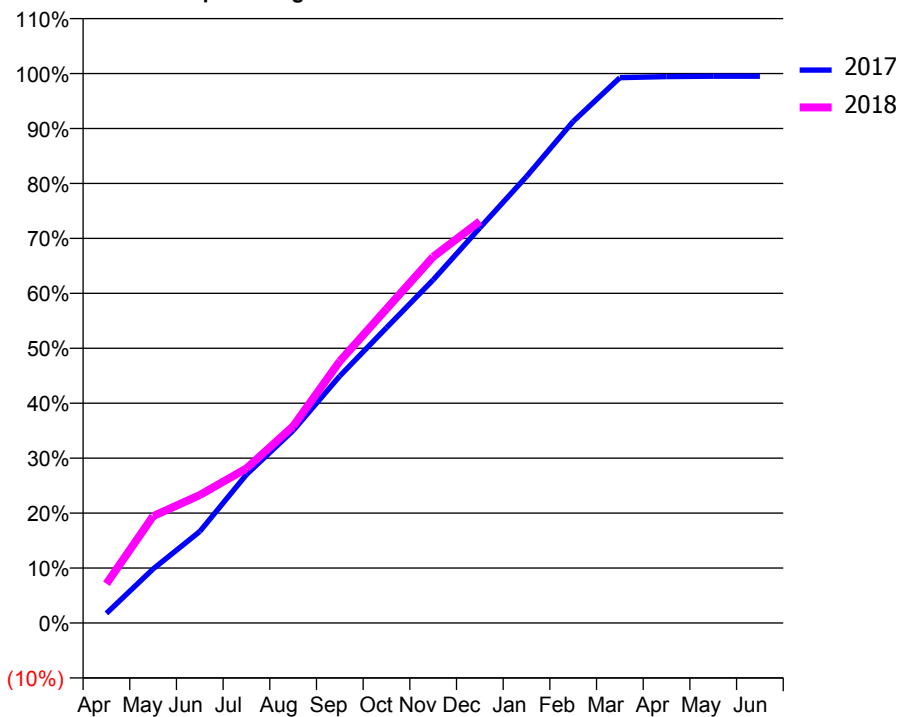
ACCESS*

Patients seen in 24 months	Total	Change since previous quarter
Quarter ending December 2016	6,007	
Quarter ending March 2017	6,092	→
Quarter ending June 2017	6,135	→
Quarter ending September 2017	6,194	→
Quarter ending December 2017	6,183	→
Variance since December 2016	2.9%	↑



ACTIVITY

Cumulative percentage of contracted UDA delivered 2017 & 2018



Month	Adjusted Scheduled Activity (UDA)	
	2017	2018
April	323	1,320
May	1,816	3,588
June	3,071	4,292
July	4,984	5,191
August	6,461	6,604
September	8,292	8,786
October	9,912	10,544
November	11,520	12,291
December	13,265	13,480
January	14,985	
February	16,837	
March	18,303	
April	18,341	
May	18,351	
June	18,354	

QUALITY

	Quantity	Base Number	Contract	AT	Region	England
% of FP17s for the same patient ID Re-attending within 3 months - Children	133	2,288	5.8%	10.2%	11.8%	12.0%
% of FP17s for the same patient ID Re-attending within 3 months - Adults	593	5,587	10.6%	13.4%	15.3%	15.9%
% of FP17s for the same patient ID Re-attending between 3 & 9 months - Children	1,597	2,288	69.8%	59.6%	59.1%	58.0%
% of FP17s for the same patient ID Re-attending between 3 & 9 months - Adults	3,885	5,587	69.5%	54.5%	51.5%	50.5%
% of FP17s for Band 1 Urgent Courses	324	7,829	4.1%	7.2%	8.0%	9.0%
% of FP17s Relating to Free Repair or Replacements	79	7,829	1.0%	0.9%	0.8%	0.8%
% of FP17s Relating to Continuations	75	7,829	1.0%	1.2%	1.1%	1.1%
% of Patients satisfied with the dentistry they have received	9	9	N/A	91.5%	91.6%	91.5%
% of Patients satisfied with the time they had to wait for an appointment	9	9	N/A	89.7%	88.3%	87.9%

* This is based on patients treated on this contract for their most recent course of treatment. Figures in italics indicate the base number of FP17s or Patient Questionnaire responses are less than 100. N/A is shown where the base number of responses is less than 10 during the period. % is calculated as Quantity/Base number*100

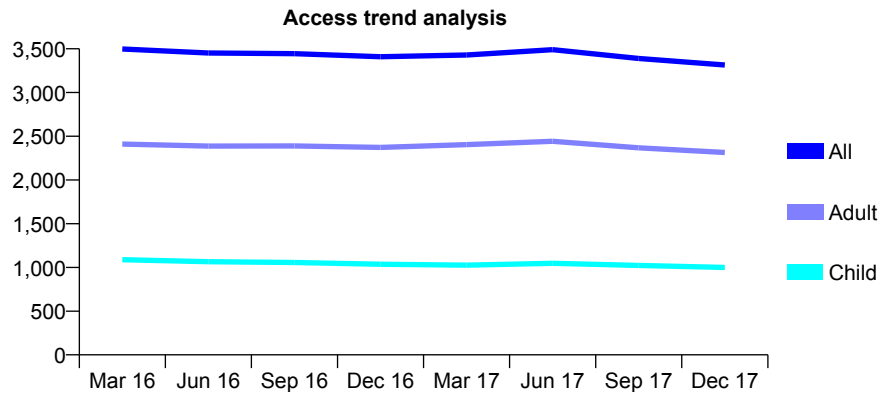
Q60 - Vital Signs At a Glance Contract Report for 270016/0001 - December 2017

Name or company name	MISS S KHAN
Contract type name	GDS Contract
Purpose of contract	General
Contract start date	01/01/2013
Contract end date	

17/18 Contracted general activity (UDA)	11,407
Carry forward general activity (UDA)	-52
17/18 Contracted orthodontic activity (UOA)	0
Carry forward orthodontic activity (UOA)	0
Baseline contract value	£309,316.57

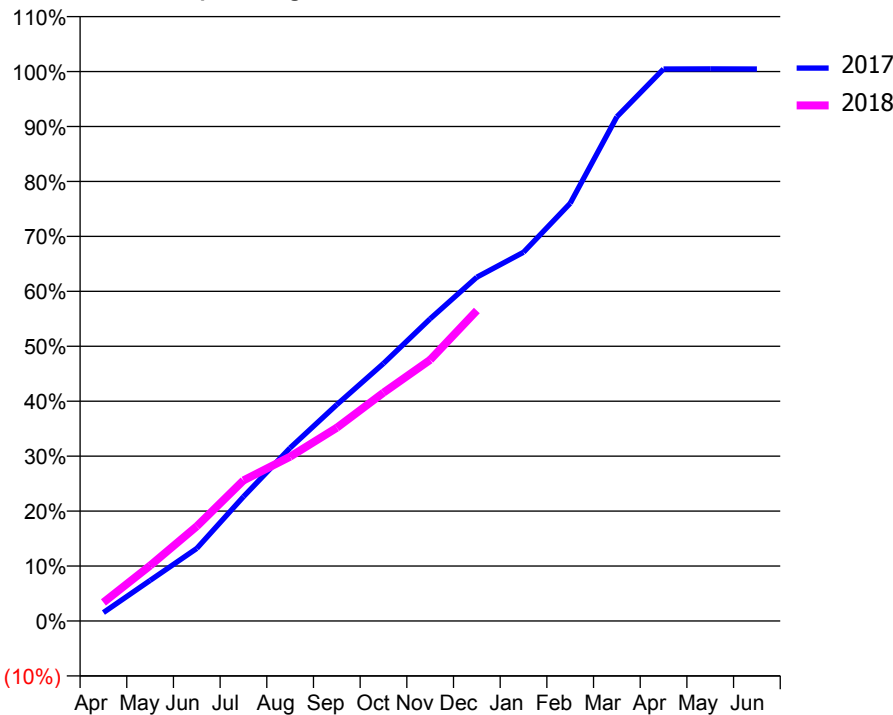
ACCESS*

Patients seen in 24 months	Total	Change since previous quarter
Quarter ending December 2016	3,409	
Quarter ending March 2017	3,429	→
Quarter ending June 2017	3,490	→
Quarter ending September 2017	3,389	↓
Quarter ending December 2017	3,314	↓
Variance since December 2016	(2.8%)	↓



ACTIVITY

Cumulative percentage of contracted UDA delivered 2017 & 2018



Month	Adjusted Scheduled Activity (UDA)	
	2017	2018
April	175	385
May	844	1,151
June	1,507	1,967
July	2,581	2,919
August	3,596	3,412
September	4,490	4,013
October	5,345	4,739
November	6,274	5,421
December	7,139	6,446
January	7,656	
February	8,671	
March	10,469	
April	11,460	
May	11,461	
June	11,459	

QUALITY

	Quantity	Base Number	Contract	AT	Region	England
% of FP17s for the same patient ID Re-attending within 3 months - Children	55	856	6.4%	10.2%	11.8%	12.0%
% of FP17s for the same patient ID Re-attending within 3 months - Adults	330	2,011	16.4%	13.4%	15.3%	15.9%
% of FP17s for the same patient ID Re-attending between 3 & 9 months - Children	449	856	52.5%	59.6%	59.1%	58.0%
% of FP17s for the same patient ID Re-attending between 3 & 9 months - Adults	1,018	2,011	50.6%	54.5%	51.5%	50.5%
% of FP17s for Band 1 Urgent Courses	158	2,638	6.0%	7.2%	8.0%	9.0%
% of FP17s Relating to Free Repair or Replacements	38	2,638	1.4%	0.9%	0.8%	0.8%
% of FP17s Relating to Continuations	21	2,638	0.8%	1.2%	1.1%	1.1%
% of Patients satisfied with the dentistry they have received	8	9	N/A	91.5%	91.6%	91.5%
% of Patients satisfied with the time they had to wait for an appointment	7	9	N/A	89.7%	88.3%	87.9%

* This is based on patients treated on this contract for their most recent course of treatment. Figures in italics indicate the base number of FP17s or Patient Questionnaire responses are less than 100. N/A is shown where the base number of responses is less than 10 during the period. % is calculated as Quantity/Base number*100

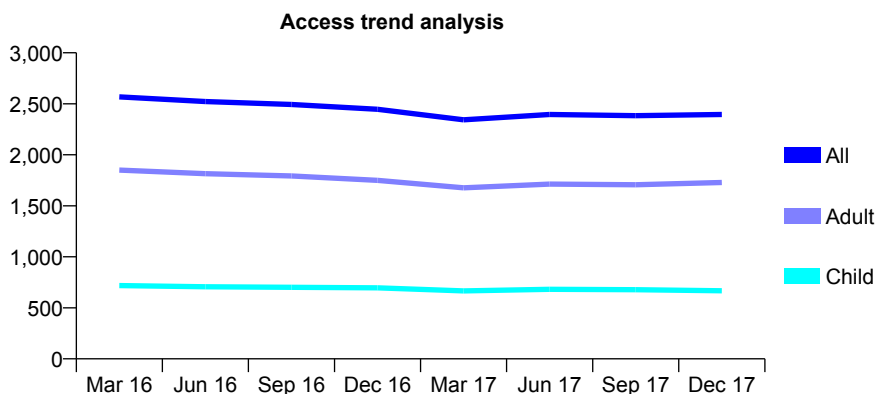
Q60 - Vital Signs At a Glance Contract Report for 274011/0003 - December 2017

Name or company name	MR JW WILLIS
Contract type name	GDS Contract
Purpose of contract	General
Contract start date	01/05/2008
Contract end date	

17/18 Contracted general activity (UDA)	10,500
Carry forward general activity (UDA)	0
17/18 Contracted orthodontic activity (UOA)	0
Carry forward orthodontic activity (UOA)	0
Baseline contract value	£299,205.96

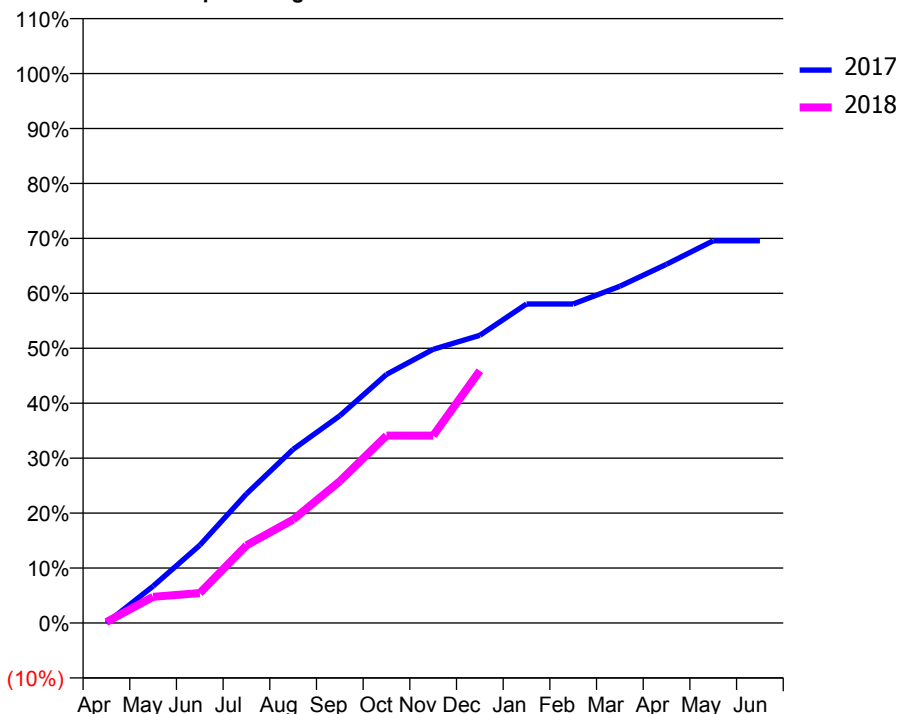
ACCESS*

Patients seen in 24 months	Total	Change since previous quarter
Quarter ending December 2016	2,446	
Quarter ending March 2017	2,343	↓
Quarter ending June 2017	2,395	↑
Quarter ending September 2017	2,384	→
Quarter ending December 2017	2,396	→
Variance since December 2016	(2.0%)	↓



ACTIVITY

Cumulative percentage of contracted UDA delivered 2017 & 2018



Month	Adjusted Scheduled Activity (UDA)	
	2017	2018
April	0	20
May	705	500
June	1,488	572
July	2,469	1,483
August	3,320	1,977
September	3,961	2,710
October	4,752	3,580
November	5,229	3,580
December	5,497	4,820
January	6,097	
February	6,097	
March	6,435	
April	6,855	
May	7,304	
June	7,304	

QUALITY

	Quantity	Base Number	Contract	AT	Region	England
% of FP17s for the same patient ID Re-attending within 3 months - Children	109	1,032	10.6%	10.2%	11.8%	12.0%
% of FP17s for the same patient ID Re-attending within 3 months - Adults	373	2,375	15.7%	13.4%	15.3%	15.9%
% of FP17s for the same patient ID Re-attending between 3 & 9 months - Children	569	1,032	55.1%	59.6%	59.1%	58.0%
% of FP17s for the same patient ID Re-attending between 3 & 9 months - Adults	1,231	2,375	51.8%	54.5%	51.5%	50.5%
% of FP17s for Band 1 Urgent Courses	140	2,506	5.6%	7.2%	8.0%	9.0%
% of FP17s Relating to Free Repair or Replacements	22	2,506	0.9%	0.9%	0.8%	0.8%
% of FP17s Relating to Continuations	11	2,506	0.4%	1.2%	1.1%	1.1%
% of Patients satisfied with the dentistry they have received	11	13	84.6%	91.5%	91.6%	91.5%
% of Patients satisfied with the time they had to wait for an appointment	12	13	92.3%	89.7%	88.3%	87.9%

* This is based on patients treated on this contract for their most recent course of treatment. Figures in italics indicate the base number of FP17s or Patient Questionnaire responses are less than 100. N/A is shown where the base number of responses is less than 10 during the period. % is calculated as Quantity/Base number*100

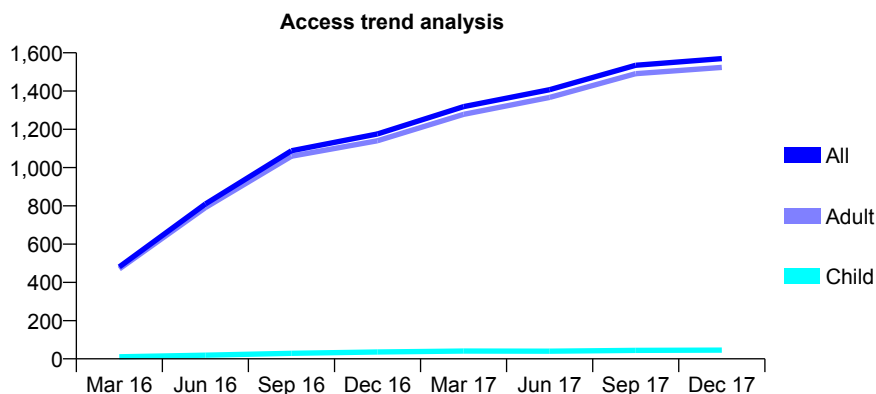
Q60 - Vital Signs At a Glance Contract Report for 274798/0003 - December 2017

Name or company name	MRS R SREENIVASAN
Contract type name	PDS Contract
Purpose of contract	General
Contract start date	01/07/2015
Contract end date	31/03/2020

17/18 Contracted general activity (UDA)	3,600
Carry forward general activity (UDA)	0
17/18 Contracted orthodontic activity (UOA)	0
Carry forward orthodontic activity (UOA)	0
Baseline contract value	£146,768.52

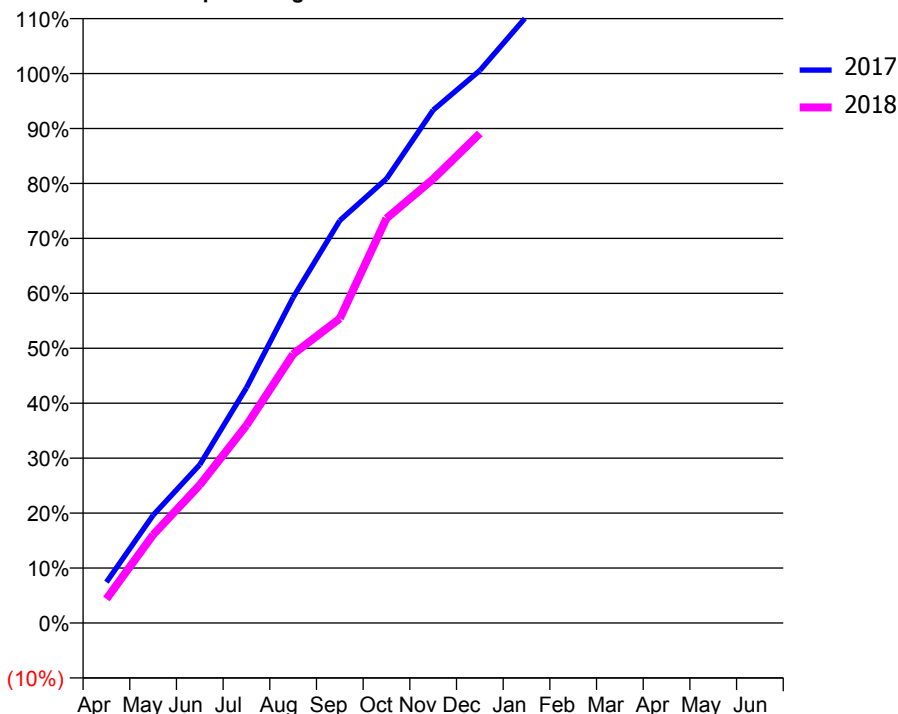
ACCESS*

Patients seen in 24 months	Total	Change since previous quarter
Quarter ending December 2016	1,176	
Quarter ending March 2017	1,319	↑
Quarter ending June 2017	1,407	↑
Quarter ending September 2017	1,535	↑
Quarter ending December 2017	1,570	↑
Variance since December 2016	33.5%	↑



ACTIVITY

Cumulative percentage of contracted UDA delivered 2017 & 2018



Month	Adjusted Scheduled Activity (UDA)	
	2017	2018
April	268	158
May	706	578
June	1,037	905
July	1,541	1,295
August	2,133	1,762
September	2,637	1,995
October	2,910	2,651
November	3,360	2,909
December	3,619	3,208
January	3,973	
February	4,408	
March	4,847	
April	5,024	
May	5,024	
June	5,024	

QUALITY

	Quantity	Base Number	Contract	AT	Region	England
% of FP17s for the same patient ID Re-attending within 3 months - Children	0	42	0.0%	10.2%	11.8%	12.0%
% of FP17s for the same patient ID Re-attending within 3 months - Adults	20	1,060	1.9%	13.4%	15.3%	15.9%
% of FP17s for the same patient ID Re-attending between 3 & 9 months - Children	1	42	2.4%	59.6%	59.1%	58.0%
% of FP17s for the same patient ID Re-attending between 3 & 9 months - Adults	8	1,060	0.8%	54.5%	51.5%	50.5%
% of FP17s for Band 1 Urgent Courses	4	1,108	0.4%	7.2%	8.0%	9.0%
% of FP17s Relating to Free Repair or Replacements	0	1,108	0.0%	0.9%	0.8%	0.8%
% of FP17s Relating to Continuations	0	1,108	0.0%	1.2%	1.1%	1.1%
% of Patients satisfied with the dentistry they have received	3	3	N/A	91.5%	91.6%	91.5%
% of Patients satisfied with the time they had to wait for an appointment	3	3	N/A	89.7%	88.3%	87.9%

* This is based on patients treated on this contract for their most recent course of treatment. Figures in italics indicate the base number of FP17s or Patient Questionnaire responses are less than 100. N/A is shown where the base number of responses is less than 10 during the period. % is calculated as Quantity/Base number*100

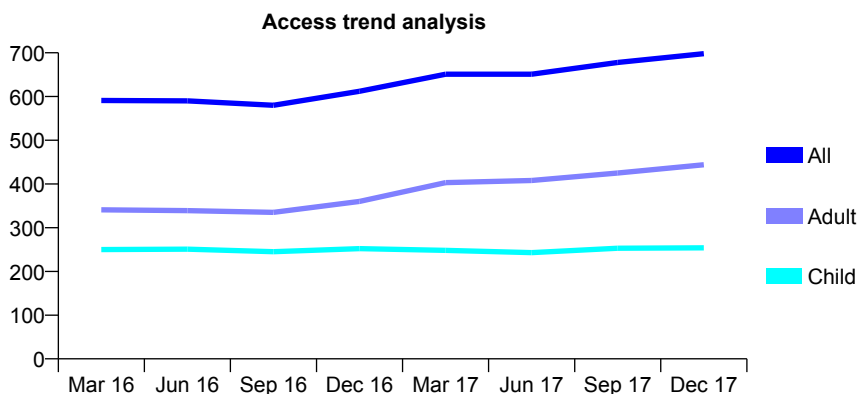
Q60 - Vital Signs At a Glance Contract Report for 287822/0001 - December 2017

Name or company name	COURTYARD DENTAL PRACTICE
Contract type name	GDS Contract
Purpose of contract	General
Contract start date	16/08/2013
Contract end date	

17/18 Contracted general activity (UDA)	2,700
Carry forward general activity (UDA)	70
17/18 Contracted orthodontic activity (UOA)	0
Carry forward orthodontic activity (UOA)	0
Baseline contract value	£53,575.09

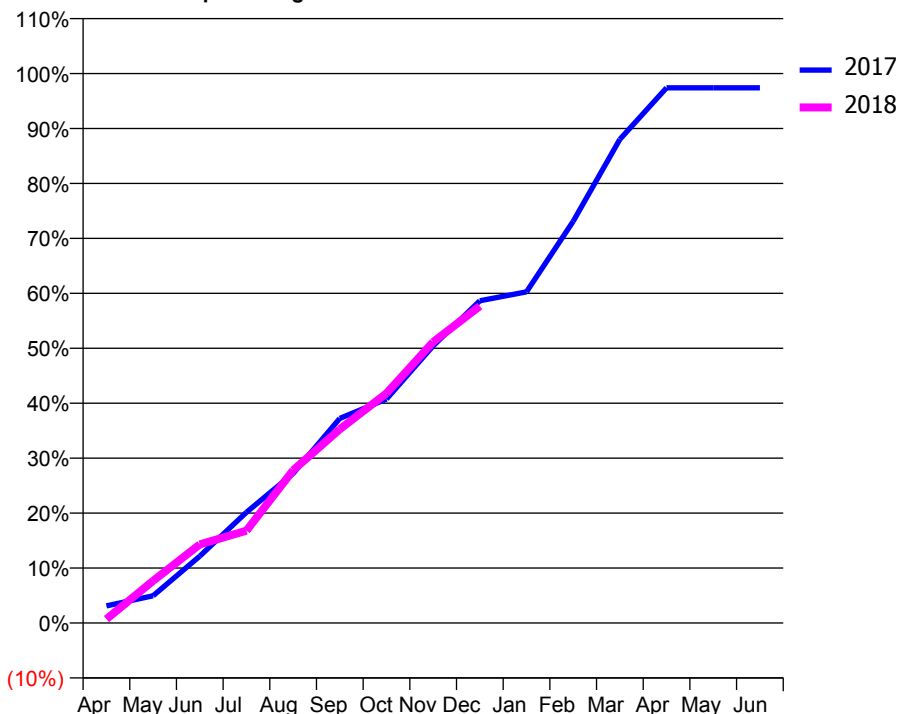
ACCESS*

Patients seen in 24 months	Total	Change since previous quarter
Quarter ending December 2016	612	
Quarter ending March 2017	651	↑
Quarter ending June 2017	651	→
Quarter ending September 2017	678	↑
Quarter ending December 2017	698	↑
Variance since December 2016	14.1%	↑



ACTIVITY

Cumulative percentage of contracted UDA delivered 2017 & 2018



Month	Adjusted Scheduled Activity (UDA)	
	2017	2018
April	84	19
May	134	207
June	328	386
July	544	454
August	735	751
September	1,005	952
October	1,101	1,128
November	1,362	1,381
December	1,583	1,557
January	1,627	
February	1,974	
March	2,377	
April	2,630	
May	2,630	
June	2,630	

QUALITY

	Quantity	Base Number	Contract	AT	Region	England
% of FP17s for the same patient ID Re-attending within 3 months - Children	11	277	4.0%	10.2%	11.8%	12.0%
% of FP17s for the same patient ID Re-attending within 3 months - Adults	48	451	10.6%	13.4%	15.3%	15.9%
% of FP17s for the same patient ID Re-attending between 3 & 9 months - Children	171	277	61.7%	59.6%	59.1%	58.0%
% of FP17s for the same patient ID Re-attending between 3 & 9 months - Adults	255	451	56.5%	54.5%	51.5%	50.5%
% of FP17s for Band 1 Urgent Courses	10	679	1.5%	7.2%	8.0%	9.0%
% of FP17s Relating to Free Repair or Replacements	0	679	0.0%	0.9%	0.8%	0.8%
% of FP17s Relating to Continuations	8	679	1.2%	1.2%	1.1%	1.1%
% of Patients satisfied with the dentistry they have received	2	2	N/A	91.5%	91.6%	91.5%
% of Patients satisfied with the time they had to wait for an appointment	2	2	N/A	89.7%	88.3%	87.9%

* This is based on patients treated on this contract for their most recent course of treatment. Figures in italics indicate the base number of FP17s or Patient Questionnaire responses are less than 100. N/A is shown where the base number of responses is less than 10 during the period. % is calculated as Quantity/Base number*100

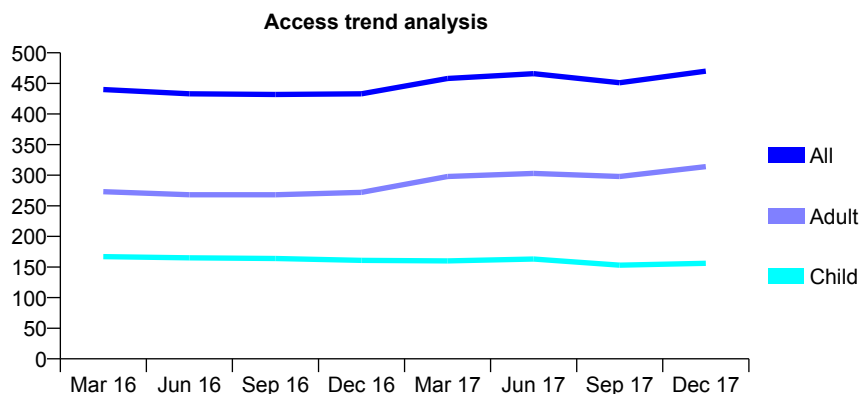
Q60 - Vital Signs At a Glance Contract Report for 303496/0002 - December 2017

Name or company name	MR AR FEE
Contract type name	GDS Contract
Purpose of contract	General and Orthodontic
Contract start date	13/09/2010
Contract end date	

17/18 Contracted general activity (UDA)	1,774
Carry forward general activity (UDA)	4
17/18 Contracted orthodontic activity (UOA)	208
Carry forward orthodontic activity (UOA)	-4
Baseline contract value	£60,661.20

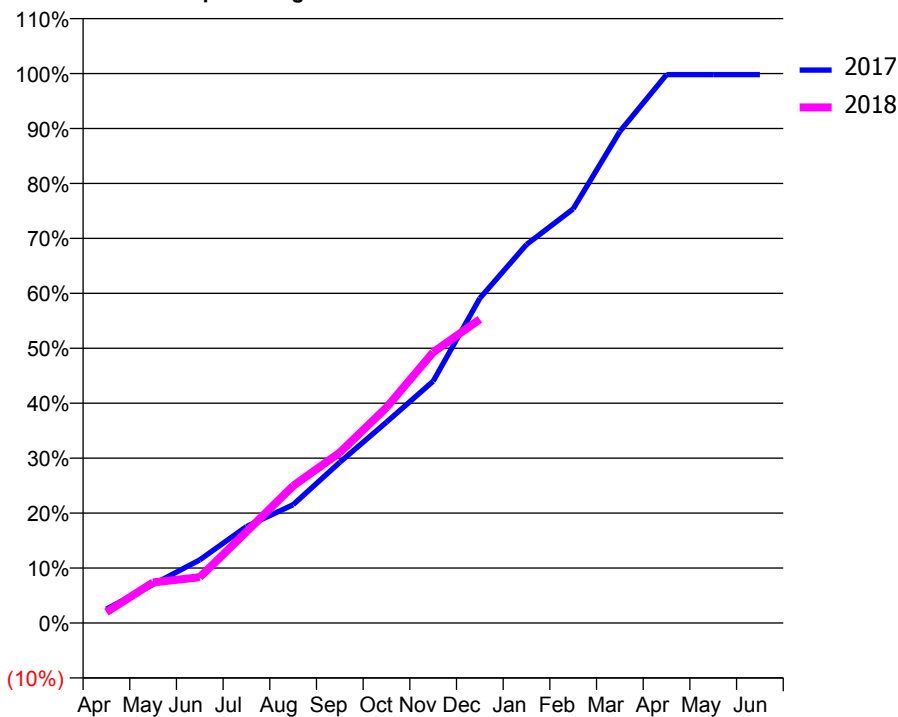
ACCESS*

Patients seen in 24 months	Total	Change since previous quarter
Quarter ending December 2016	433	
Quarter ending March 2017	458	↑
Quarter ending June 2017	466	→
Quarter ending September 2017	451	↓
Quarter ending December 2017	470	↑
Variance since December 2016	8.5%	↑



ACTIVITY

Cumulative percentage of contracted UDA delivered 2017 & 2018



Month	Adjusted Scheduled Activity (UDA)	
	2017	2018
April	45	35
May	125	131
June	204	148
July	311	295
August	382	443
September	519	551
October	649	696
November	781	874
December	1,048	980
January	1,222	
February	1,337	
March	1,587	
April	1,770	
May	1,770	
June	1,770	

QUALITY

	Quantity	Base Number	Contract	AT	Region	England
% of FP17s for the same patient ID Re-attending within 3 months - Children	17	278	6.1%	10.2%	11.8%	12.0%
% of FP17s for the same patient ID Re-attending within 3 months - Adults	50	328	15.2%	13.4%	15.3%	15.9%
% of FP17s for the same patient ID Re-attending between 3 & 9 months - Children	217	278	78.1%	59.6%	59.1%	58.0%
% of FP17s for the same patient ID Re-attending between 3 & 9 months - Adults	188	328	57.3%	54.5%	51.5%	50.5%
% of FP17s for Band 1 Urgent Courses	67	494	13.6%	7.2%	8.0%	9.0%
% of FP17s Relating to Free Repair or Replacements	0	494	0.0%	0.9%	0.8%	0.8%
% of FP17s Relating to Continuations	3	494	0.6%	1.2%	1.1%	1.1%
% of Patients satisfied with the dentistry they have received	1	1	N/A	91.5%	91.6%	91.5%
% of Patients satisfied with the time they had to wait for an appointment	1	1	N/A	89.7%	88.3%	87.9%

* This is based on patients treated on this contract for their most recent course of treatment. Figures in italics indicate the base number of FP17s or Patient Questionnaire responses are less than 100. N/A is shown where the base number of responses is less than 10 during the period. % is calculated as Quantity/Base number*100

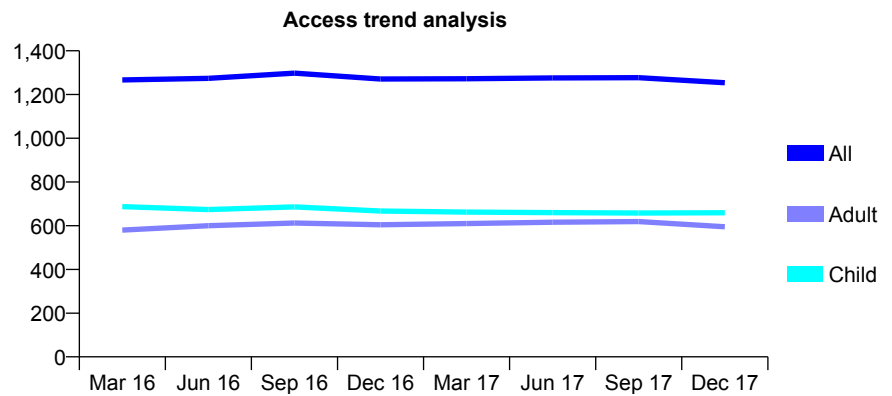
Q60 - Vital Signs At a Glance Contract Report for 305006/0001 - December 2017

Name or company name	MR TM PARSONS
Contract type name	GDS Contract
Purpose of contract	General
Contract start date	01/04/2006
Contract end date	

17/18 Contracted general activity (UDA)	2,977
Carry forward general activity (UDA)	23
17/18 Contracted orthodontic activity (UOA)	0
Carry forward orthodontic activity (UOA)	0
Baseline contract value	£75,691.50

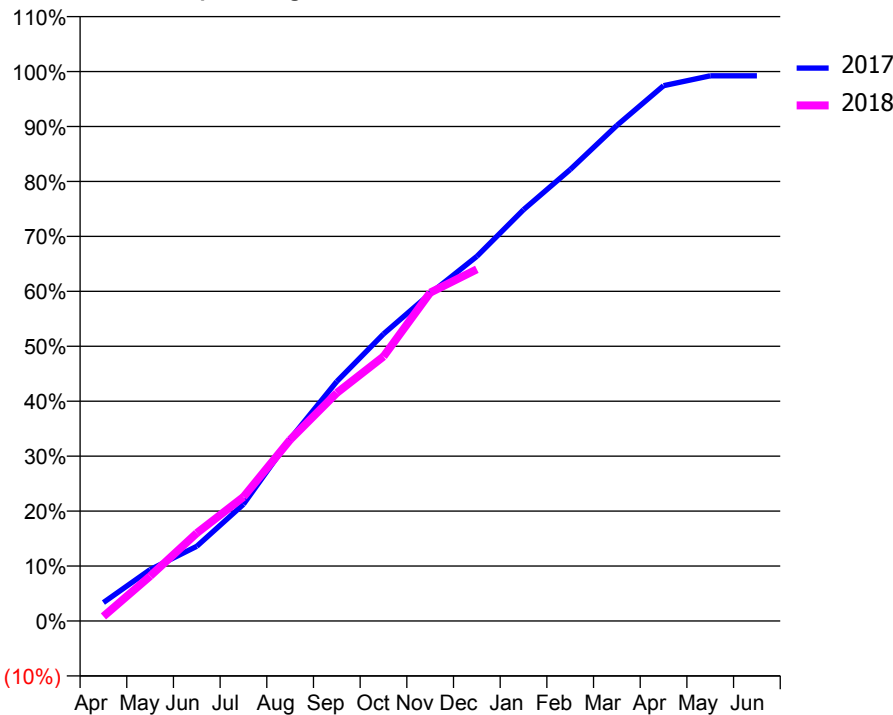
ACCESS*

Patients seen in 24 months	Total	Change since previous quarter
Quarter ending December 2016	1,271	
Quarter ending March 2017	1,272	→
Quarter ending June 2017	1,276	→
Quarter ending September 2017	1,277	→
Quarter ending December 2017	1,254	↓
Variance since December 2016	(1.3%)	↓



ACTIVITY

Cumulative percentage of contracted UDA delivered 2017 & 2018



Month	Adjusted Scheduled Activity (UDA)	
	2017	2018
April	100	25
May	278	243
June	405	476
July	632	672
August	986	982
September	1,298	1,236
October	1,555	1,433
November	1,774	1,779
December	1,975	1,905
January	2,228	
February	2,446	
March	2,685	
April	2,900	
May	2,954	
June	2,954	

QUALITY

	Quantity	Base Number	Contract	AT	Region	England
% of FP17s for the same patient ID Re-attending within 3 months - Children	58	764	7.6%	10.2%	11.8%	12.0%
% of FP17s for the same patient ID Re-attending within 3 months - Adults	72	577	12.5%	13.4%	15.3%	15.9%
% of FP17s for the same patient ID Re-attending between 3 & 9 months - Children	437	764	57.2%	59.6%	59.1%	58.0%
% of FP17s for the same patient ID Re-attending between 3 & 9 months - Adults	336	577	58.2%	54.5%	51.5%	50.5%
% of FP17s for Band 1 Urgent Courses	72	1,179	6.1%	7.2%	8.0%	9.0%
% of FP17s Relating to Free Repair or Replacements	4	1,179	0.3%	0.9%	0.8%	0.8%
% of FP17s Relating to Continuations	3	1,179	0.3%	1.2%	1.1%	1.1%
% of Patients satisfied with the dentistry they have received	1	1	N/A	91.5%	91.6%	91.5%
% of Patients satisfied with the time they had to wait for an appointment	1	1	N/A	89.7%	88.3%	87.9%

* This is based on patients treated on this contract for their most recent course of treatment. Figures in italics indicate the base number of FP17s or Patient Questionnaire responses are less than 100. N/A is shown where the base number of responses is less than 10 during the period. % is calculated as Quantity/Base number*100

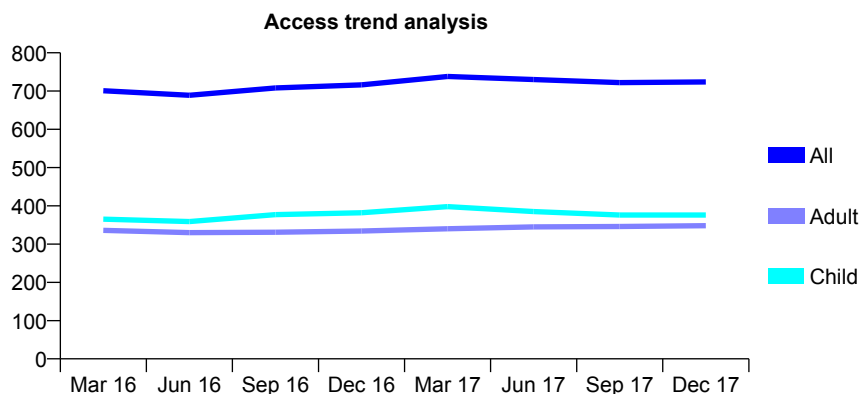
Q60 - Vital Signs At a Glance Contract Report for 319163/0001 - December 2017

Name or company name	MRS UF PENCAVEL
Contract type name	GDS Contract
Purpose of contract	General and Orthodontic
Contract start date	01/04/2006
Contract end date	

17/18 Contracted general activity (UDA)	2,276
Carry forward general activity (UDA)	68
17/18 Contracted orthodontic activity (UOA)	0
Carry forward orthodontic activity (UOA)	0
Baseline contract value	£62,595.23

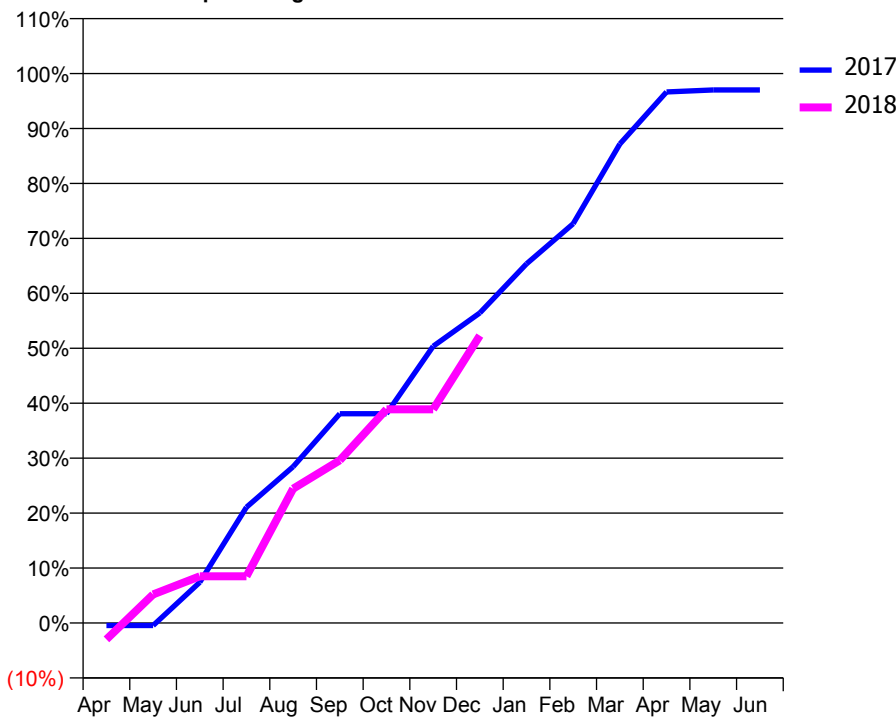
ACCESS*

Patients seen in 24 months	Total	Change since previous quarter
Quarter ending December 2016	716	
Quarter ending March 2017	738	↑
Quarter ending June 2017	730	↓
Quarter ending September 2017	722	↓
Quarter ending December 2017	724	→
Variance since December 2016	1.1%	→



ACTIVITY

Cumulative percentage of contracted UDA delivered 2017 & 2018



Month	Adjusted Scheduled Activity (UDA)	
	2017	2018
April	-11	-68
May	-11	118
June	169	194
July	480	194
August	647	556
September	867	674
October	867	885
November	1,146	885
December	1,284	1,190
January	1,488	
February	1,654	
March	1,984	
April	2,200	
May	2,208	
June	2,208	

QUALITY

	Quantity	Base Number	Contract	AT	Region	England
% of FP17s for the same patient ID Re-attending within 3 months - Children	50	469	10.7%	10.2%	11.8%	12.0%
% of FP17s for the same patient ID Re-attending within 3 months - Adults	47	343	13.7%	13.4%	15.3%	15.9%
% of FP17s for the same patient ID Re-attending between 3 & 9 months - Children	336	469	71.6%	59.6%	59.1%	58.0%
% of FP17s for the same patient ID Re-attending between 3 & 9 months - Adults	188	343	54.8%	54.5%	51.5%	50.5%
% of FP17s for Band 1 Urgent Courses	48	712	6.7%	7.2%	8.0%	9.0%
% of FP17s Relating to Free Repair or Replacements	2	712	0.3%	0.9%	0.8%	0.8%
% of FP17s Relating to Continuations	0	712	0.0%	1.2%	1.1%	1.1%
% of Patients satisfied with the dentistry they have received	1	1	N/A	91.5%	91.6%	91.5%
% of Patients satisfied with the time they had to wait for an appointment	1	1	N/A	89.7%	88.3%	87.9%

* This is based on patients treated on this contract for their most recent course of treatment. Figures in italics indicate the base number of FP17s or Patient Questionnaire responses are less than 100. N/A is shown where the base number of responses is less than 10 during the period. % is calculated as Quantity/Base number*100

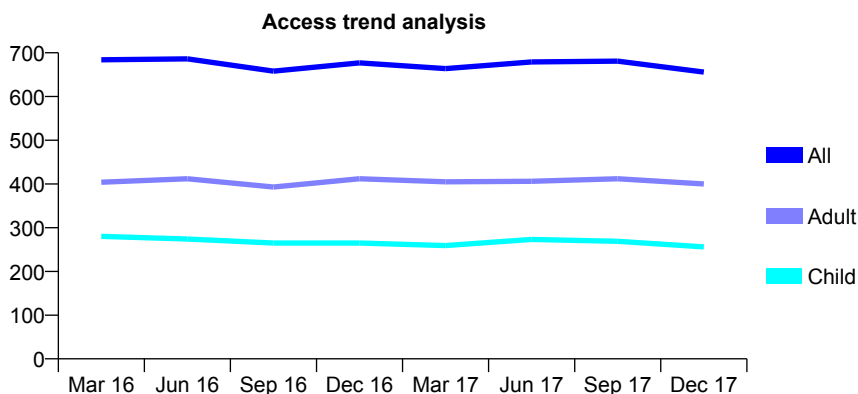
Q60 - Vital Signs At a Glance Contract Report for 320137/0001 - December 2017

Name or company name	MR LS BARNES
Contract type name	GDS Contract
Purpose of contract	General
Contract start date	01/04/2006
Contract end date	

17/18 Contracted general activity (UDA)	2,000
Carry forward general activity (UDA)	71
17/18 Contracted orthodontic activity (UOA)	0
Carry forward orthodontic activity (UOA)	0
Baseline contract value	£37,496.37

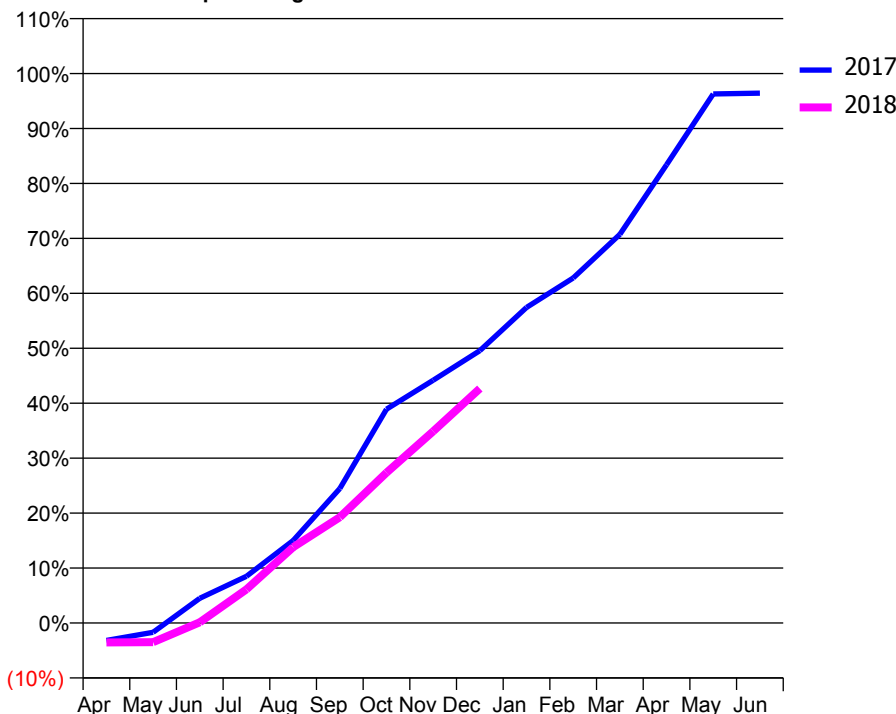
ACCESS*

Patients seen in 24 months	Total	Change since previous quarter
Quarter ending December 2016	677	
Quarter ending March 2017	664	↓
Quarter ending June 2017	679	↑
Quarter ending September 2017	681	→
Quarter ending December 2017	656	↓
Variance since December 2016	(3.1%)	↓



ACTIVITY

Cumulative percentage of contracted UDA delivered 2017 & 2018



Month	Adjusted Scheduled Activity (UDA)	
	2017	2018
April	-64	-71
May	-34	-70
June	90	3
July	170	123
August	300	276
September	489	385
October	778	547
November	884	698
December	991	854
January	1,149	
February	1,256	
March	1,414	
April	1,668	
May	1,926	
June	1,929	

QUALITY

	Quantity	Base Number	Contract	AT	Region	England
% of FP17s for the same patient ID Re-attending within 3 months - Children	16	311	5.1%	10.2%	11.8%	12.0%
% of FP17s for the same patient ID Re-attending within 3 months - Adults	84	443	19.0%	13.4%	15.3%	15.9%
% of FP17s for the same patient ID Re-attending between 3 & 9 months - Children	186	311	59.8%	59.6%	59.1%	58.0%
% of FP17s for the same patient ID Re-attending between 3 & 9 months - Adults	219	443	49.4%	54.5%	51.5%	50.5%
% of FP17s for Band 1 Urgent Courses	8	485	1.6%	7.2%	8.0%	9.0%
% of FP17s Relating to Free Repair or Replacements	16	485	3.3%	0.9%	0.8%	0.8%
% of FP17s Relating to Continuations	8	485	1.6%	1.2%	1.1%	1.1%
% of Patients satisfied with the dentistry they have received	0	0	N/A	91.5%	91.6%	91.5%
% of Patients satisfied with the time they had to wait for an appointment	0	0	N/A	89.7%	88.3%	87.9%

* This is based on patients treated on this contract for their most recent course of treatment. Figures in italics indicate the base number of FP17s or Patient Questionnaire responses are less than 100. N/A is shown where the base number of responses is less than 10 during the period. % is calculated as Quantity/Base number*100

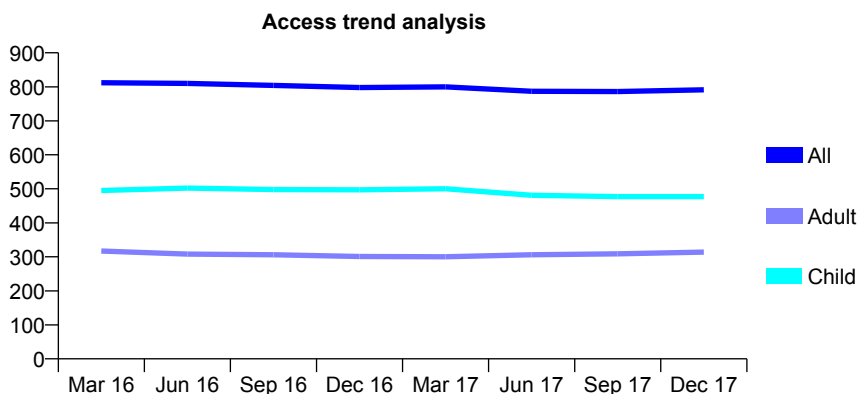
Q60 - Vital Signs At a Glance Contract Report for 323853/0001 - December 2017

Name or company name	MR PB GARBUTT
Contract type name	GDS Contract
Purpose of contract	General
Contract start date	01/04/2006
Contract end date	

17/18 Contracted general activity (UDA)	2,000
Carry forward general activity (UDA)	0
17/18 Contracted orthodontic activity (UOA)	0
Carry forward orthodontic activity (UOA)	0
Baseline contract value	£40,704.57

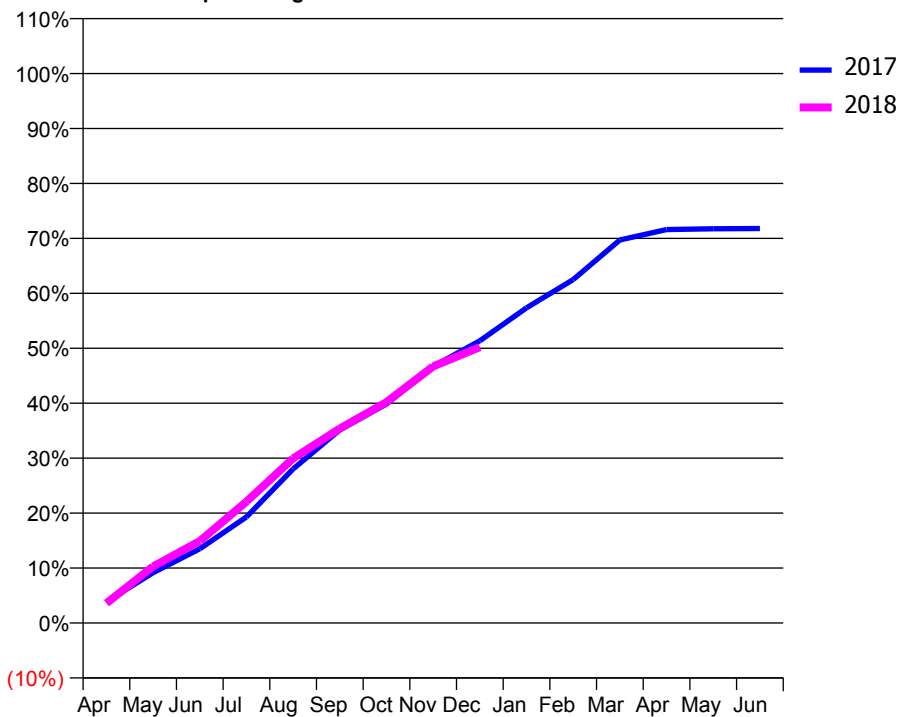
ACCESS*

Patients seen in 24 months	Total	Change since previous quarter
Quarter ending December 2016	798	
Quarter ending March 2017	800	→
Quarter ending June 2017	787	↓
Quarter ending September 2017	786	→
Quarter ending December 2017	791	→
Variance since December 2016	(0.9%)	→



ACTIVITY

Cumulative percentage of contracted UDA delivered 2017 & 2018



Month	Adjusted Scheduled Activity (UDA)	
	2017	2018
April	77	72
May	183	206
June	270	298
July	386	442
August	561	599
September	703	708
October	797	804
November	934	934
December	1,027	1,004
January	1,147	
February	1,250	
March	1,394	
April	1,432	
May	1,435	
June	1,436	

QUALITY

	Quantity	Base Number	Contract	AT	Region	England
% of FP17s for the same patient ID Re-attending within 3 months - Children	27	589	4.6%	10.2%	11.8%	12.0%
% of FP17s for the same patient ID Re-attending within 3 months - Adults	22	232	9.5%	13.4%	15.3%	15.9%
% of FP17s for the same patient ID Re-attending between 3 & 9 months - Children	438	589	74.4%	59.6%	59.1%	58.0%
% of FP17s for the same patient ID Re-attending between 3 & 9 months - Adults	140	232	60.3%	54.5%	51.5%	50.5%
% of FP17s for Band 1 Urgent Courses	0	788	0.0%	7.2%	8.0%	9.0%
% of FP17s Relating to Free Repair or Replacements	1	788	0.1%	0.9%	0.8%	0.8%
% of FP17s Relating to Continuations	0	788	0.0%	1.2%	1.1%	1.1%
% of Patients satisfied with the dentistry they have received	0	1	N/A	91.5%	91.6%	91.5%
% of Patients satisfied with the time they had to wait for an appointment	0	1	N/A	89.7%	88.3%	87.9%

* This is based on patients treated on this contract for their most recent course of treatment. Figures in italics indicate the base number of FP17s or Patient Questionnaire responses are less than 100. N/A is shown where the base number of responses is less than 10 during the period. % is calculated as Quantity/Base number*100

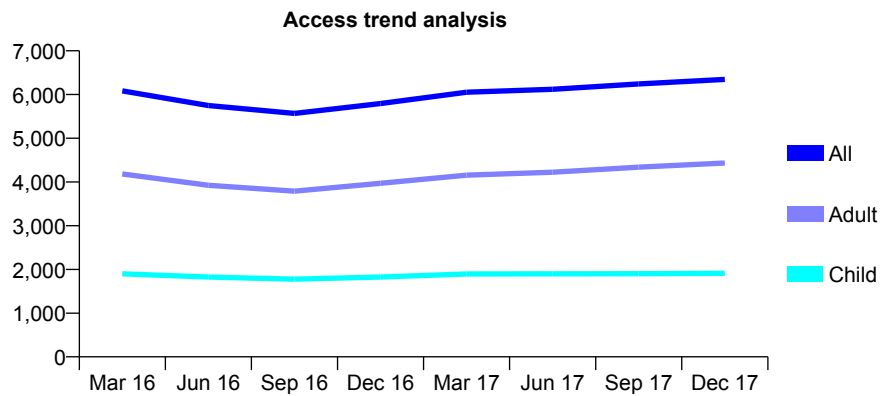
Q60 - Vital Signs At a Glance Contract Report for 326372/0001 - December 2017

Name or company name	Dawley Family Dental Centre
Contract type name	GDS Contract
Purpose of contract	General
Contract start date	01/04/2006
Contract end date	

17/18 Contracted general activity (UDA)	19,726
Carry forward general activity (UDA)	-395
17/18 Contracted orthodontic activity (UOA)	0
Carry forward orthodontic activity (UOA)	0
Baseline contract value	£564,759.07

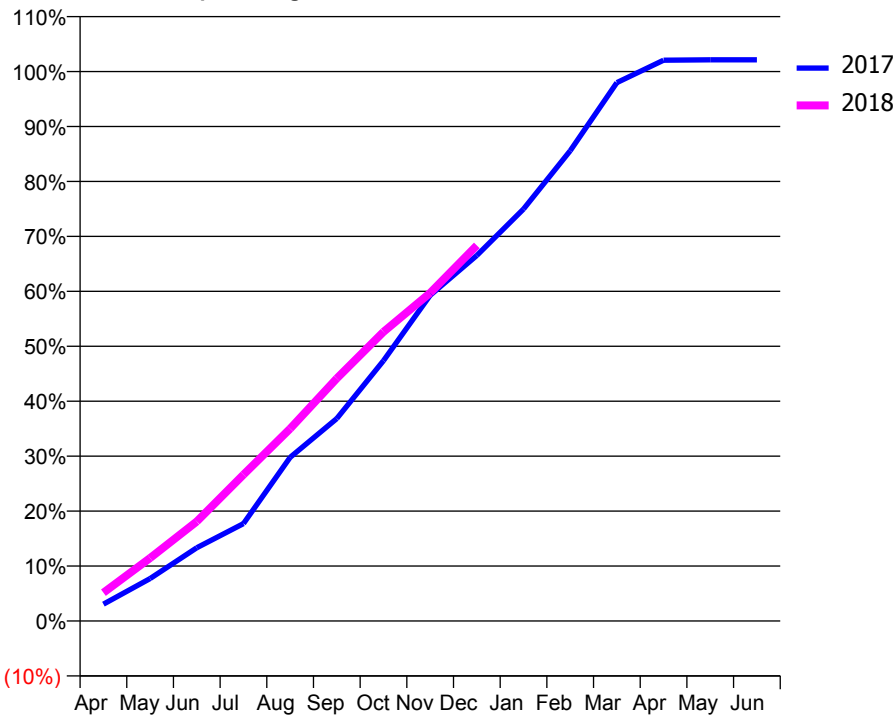
ACCESS*

Patients seen in 24 months	Total	Change since previous quarter
Quarter ending December 2016	5,794	
Quarter ending March 2017	6,054	↑
Quarter ending June 2017	6,121	→
Quarter ending September 2017	6,241	→
Quarter ending December 2017	6,345	→
Variance since December 2016	9.5%	↑



ACTIVITY

Cumulative percentage of contracted UDA delivered 2017 & 2018



Month	Adjusted Scheduled Activity (UDA)	
	2017	2018
April	607	1,016
May	1,526	2,260
June	2,633	3,575
July	3,496	5,255
August	5,876	6,906
September	7,267	8,711
October	9,345	10,381
November	11,693	11,779
December	13,123	13,483
January	14,789	
February	16,881	
March	19,326	
April	20,133	
May	20,144	
June	20,147	

QUALITY

	Quantity	Base Number	Contract	AT	Region	England
% of FP17s for the same patient ID Re-attending within 3 months - Children	171	1,856	9.2%	10.2%	11.8%	12.0%
% of FP17s for the same patient ID Re-attending within 3 months - Adults	554	4,250	13.0%	13.4%	15.3%	15.9%
% of FP17s for the same patient ID Re-attending between 3 & 9 months - Children	981	1,856	52.9%	59.6%	59.1%	58.0%
% of FP17s for the same patient ID Re-attending between 3 & 9 months - Adults	2,013	4,250	47.4%	54.5%	51.5%	50.5%
% of FP17s for Band 1 Urgent Courses	440	5,739	7.7%	7.2%	8.0%	9.0%
% of FP17s Relating to Free Repair or Replacements	32	5,739	0.6%	0.9%	0.8%	0.8%
% of FP17s Relating to Continuations	133	5,739	2.3%	1.2%	1.1%	1.1%
% of Patients satisfied with the dentistry they have received	7	7	N/A	91.5%	91.6%	91.5%
% of Patients satisfied with the time they had to wait for an appointment	7	7	N/A	89.7%	88.3%	87.9%

* This is based on patients treated on this contract for their most recent course of treatment. Figures in italics indicate the base number of FP17s or Patient Questionnaire responses are less than 100. N/A is shown where the base number of responses is less than 10 during the period. % is calculated as Quantity/Base number*100

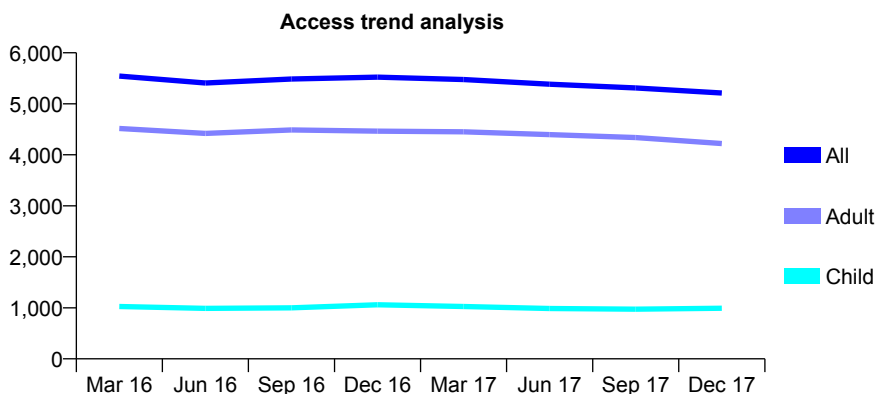
Q60 - Vital Signs At a Glance Contract Report for 335770/0001 - December 2017

Name or company name	MR PJ MCELHONE
Contract type name	GDS Contract
Purpose of contract	General
Contract start date	01/04/2006
Contract end date	

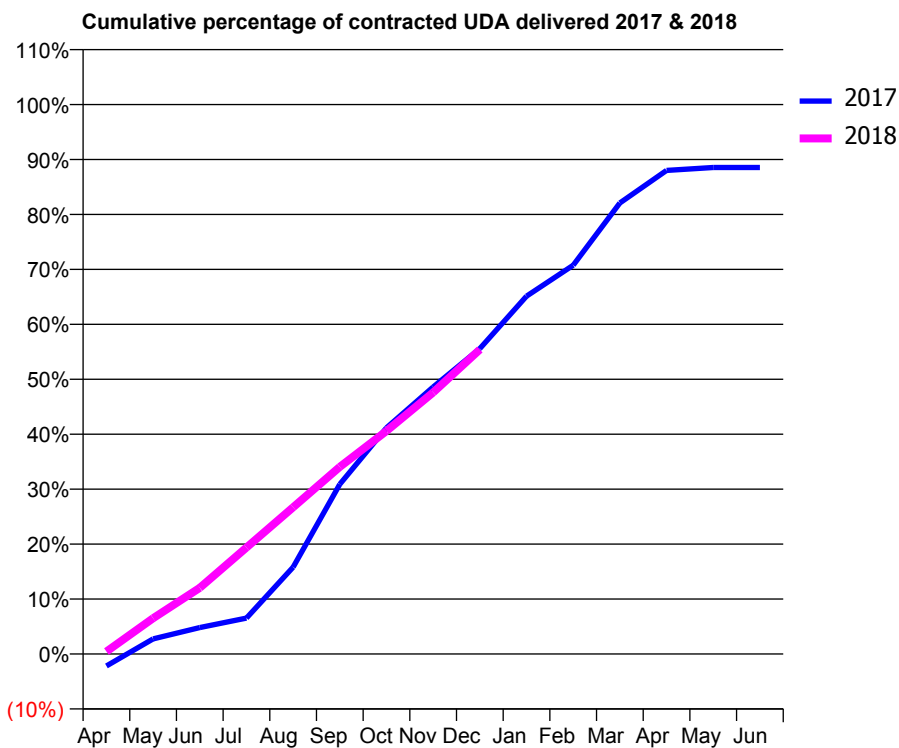
17/18 Contracted general activity (UDA)	13,159
Carry forward general activity (UDA)	0
17/18 Contracted orthodontic activity (UOA)	0
Carry forward orthodontic activity (UOA)	0
Baseline contract value	£366,879.01

ACCESS*

Patients seen in 24 months	Total	Change since previous quarter
Quarter ending December 2016	5,524	
Quarter ending March 2017	5,477	→
Quarter ending June 2017	5,385	↓
Quarter ending September 2017	5,312	↓
Quarter ending December 2017	5,212	↓
Variance since December 2016	(5.6%)	↓



ACTIVITY



Month	Adjusted Scheduled Activity (UDA)	
	2017	2018
April	-290	59
May	361	856
June	634	1,585
July	859	2,548
August	2,080	3,514
September	4,067	4,482
October	5,418	5,341
November	6,395	6,263
December	7,315	7,291
January	8,568	
February	9,311	
March	10,801	
April	11,581	
May	11,651	
June	11,652	

QUALITY

	Quantity	Base Number	Contract	AT	Region	England
% of FP17s for the same patient ID Re-attending within 3 months - Children	63	825	7.6%	10.2%	11.8%	12.0%
% of FP17s for the same patient ID Re-attending within 3 months - Adults	436	2,982	14.6%	13.4%	15.3%	15.9%
% of FP17s for the same patient ID Re-attending between 3 & 9 months - Children	262	825	31.8%	59.6%	59.1%	58.0%
% of FP17s for the same patient ID Re-attending between 3 & 9 months - Adults	955	2,982	32.0%	54.5%	51.5%	50.5%
% of FP17s for Band 1 Urgent Courses	274	3,422	8.0%	7.2%	8.0%	9.0%
% of FP17s Relating to Free Repair or Replacements	74	3,422	2.2%	0.9%	0.8%	0.8%
% of FP17s Relating to Continuations	28	3,422	0.8%	1.2%	1.1%	1.1%
% of Patients satisfied with the dentistry they have received	5	5	N/A	91.5%	91.6%	91.5%
% of Patients satisfied with the time they had to wait for an appointment	5	5	N/A	89.7%	88.3%	87.9%

* This is based on patients treated on this contract for their most recent course of treatment. Figures in italics indicate the base number of FP17s or Patient Questionnaire responses are less than 100. N/A is shown where the base number of responses is less than 10 during the period. % is calculated as Quantity/Base number*100

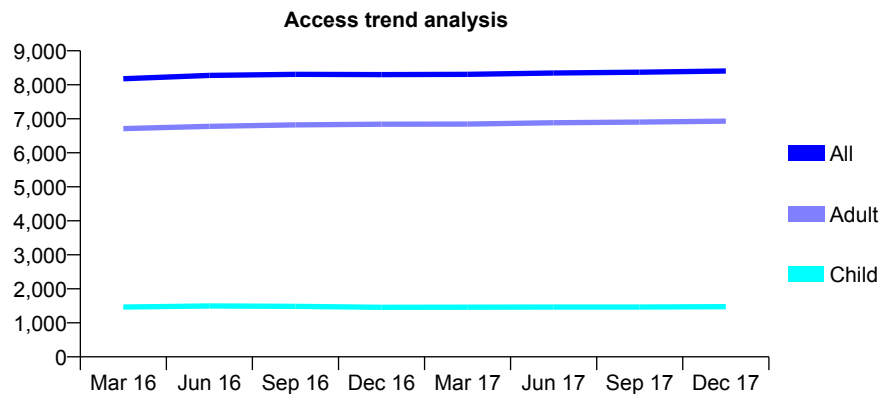
Q60 - Vital Signs At a Glance Contract Report for 336289/0001 - December 2017

Name or company name	MR AJ GRIFFITHS
Contract type name	GDS Contract
Purpose of contract	General
Contract start date	01/04/2006
Contract end date	

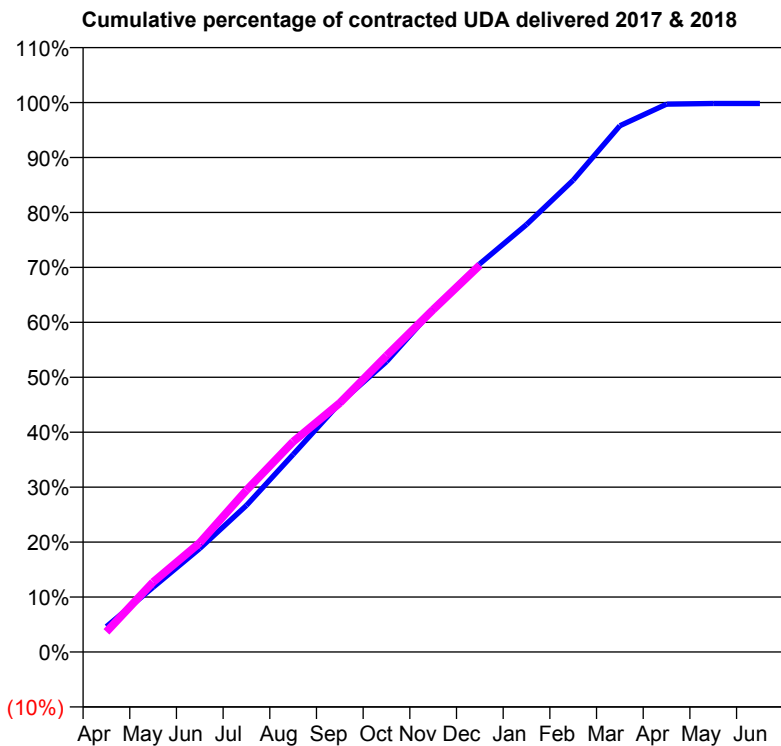
17/18 Contracted general activity (UDA)	22,233
Carry forward general activity (UDA)	39
17/18 Contracted orthodontic activity (UOA)	0
Carry forward orthodontic activity (UOA)	0
Baseline contract value	£613,738.73

ACCESS*

Patients seen in 24 months	Total	Change since previous quarter
Quarter ending December 2016	8,299	
Quarter ending March 2017	8,307	→
Quarter ending June 2017	8,348	→
Quarter ending September 2017	8,370	→
Quarter ending December 2017	8,406	→
Variance since December 2016	1.3%	→



ACTIVITY



Month	Adjusted Scheduled Activity (UDA)	
	2017	2018
April	1,025	817
May	2,622	2,831
June	4,192	4,423
July	5,933	6,547
August	7,992	8,509
September	10,076	10,073
October	11,747	11,986
November	13,851	13,854
December	15,710	15,656
January	17,296	
February	19,091	
March	21,295	
April	22,165	
May	22,192	
June	22,194	

QUALITY

	Quantity	Base Number	Contract	AT	Region	England
% of FP17s for the same patient ID Re-attending within 3 months - Children	183	2,092	8.7%	10.2%	11.8%	12.0%
% of FP17s for the same patient ID Re-attending within 3 months - Adults	1,206	8,033	15.0%	13.4%	15.3%	15.9%
% of FP17s for the same patient ID Re-attending between 3 & 9 months - Children	1,452	2,092	69.4%	59.6%	59.1%	58.0%
% of FP17s for the same patient ID Re-attending between 3 & 9 months - Adults	3,740	8,033	46.6%	54.5%	51.5%	50.5%
% of FP17s for Band 1 Urgent Courses	582	8,746	6.7%	7.2%	8.0%	9.0%
% of FP17s Relating to Free Repair or Replacements	235	8,746	2.7%	0.9%	0.8%	0.8%
% of FP17s Relating to Continuations	141	8,746	1.6%	1.2%	1.1%	1.1%
% of Patients satisfied with the dentistry they have received	15	15	100.0%	91.5%	91.6%	91.5%
% of Patients satisfied with the time they had to wait for an appointment	15	15	100.0%	89.7%	88.3%	87.9%

* This is based on patients treated on this contract for their most recent course of treatment. Figures in italics indicate the base number of FP17s or Patient Questionnaire responses are less than 100. N/A is shown where the base number of responses is less than 10 during the period. % is calculated as Quantity/Base number*100

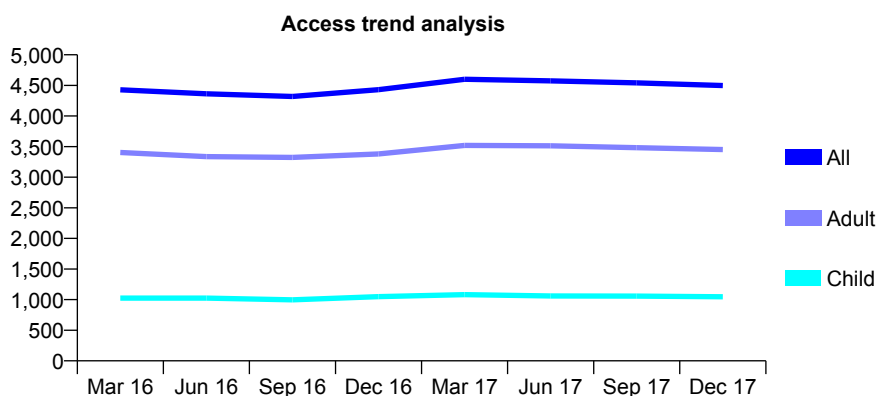
Q60 - Vital Signs At a Glance Contract Report for 338524/0001 - December 2017

Name or company name	MR M SEGAL
Contract type name	GDS Contract
Purpose of contract	General
Contract start date	01/04/2006
Contract end date	

17/18 Contracted general activity (UDA)	15,000
Carry forward general activity (UDA)	321
17/18 Contracted orthodontic activity (UOA)	0
Carry forward orthodontic activity (UOA)	0
Baseline contract value	£375,888.24

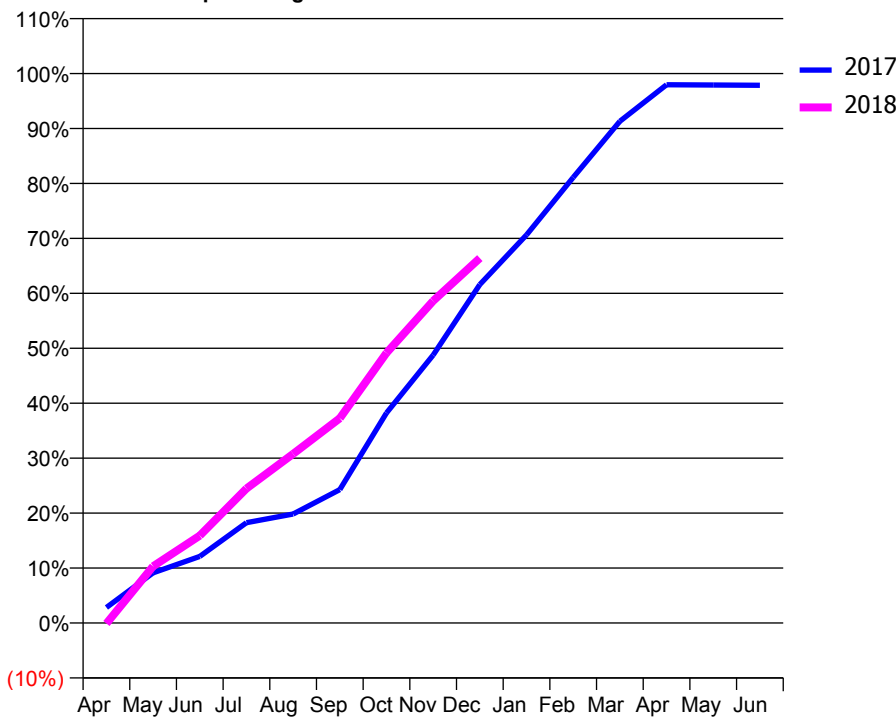
ACCESS*

Patients seen in 24 months	Total	Change since previous quarter
Quarter ending December 2016	4,431	
Quarter ending March 2017	4,601	↑
Quarter ending June 2017	4,574	→
Quarter ending September 2017	4,541	→
Quarter ending December 2017	4,497	→
Variance since December 2016	1.5%	→



ACTIVITY

Cumulative percentage of contracted UDA delivered 2017 & 2018



Month	Adjusted Scheduled Activity (UDA)	
	2017	2018
April	424	-17
May	1,371	1,547
June	1,816	2,385
July	2,739	3,669
August	2,977	4,616
September	3,641	5,590
October	5,736	7,373
November	7,314	8,793
December	9,241	9,963
January	10,594	
February	12,165	
March	13,697	
April	14,693	
May	14,684	
June	14,679	

QUALITY

	Quantity	Base Number	Contract	AT	Region	England
% of FP17s for the same patient ID Re-attending within 3 months - Children	82	1,083	7.6%	10.2%	11.8%	12.0%
% of FP17s for the same patient ID Re-attending within 3 months - Adults	527	3,348	15.7%	13.4%	15.3%	15.9%
% of FP17s for the same patient ID Re-attending between 3 & 9 months - Children	669	1,083	61.8%	59.6%	59.1%	58.0%
% of FP17s for the same patient ID Re-attending between 3 & 9 months - Adults	1,522	3,348	45.5%	54.5%	51.5%	50.5%
% of FP17s for Band 1 Urgent Courses	341	4,139	8.2%	7.2%	8.0%	9.0%
% of FP17s Relating to Free Repair or Replacements	143	4,139	3.5%	0.9%	0.8%	0.8%
% of FP17s Relating to Continuations	42	4,139	1.0%	1.2%	1.1%	1.1%
% of Patients satisfied with the dentistry they have received	14	14	100.0%	91.5%	91.6%	91.5%
% of Patients satisfied with the time they had to wait for an appointment	13	14	92.9%	89.7%	88.3%	87.9%

* This is based on patients treated on this contract for their most recent course of treatment. Figures in italics indicate the base number of FP17s or Patient Questionnaire responses are less than 100. N/A is shown where the base number of responses is less than 10 during the period. % is calculated as Quantity/Base number*100

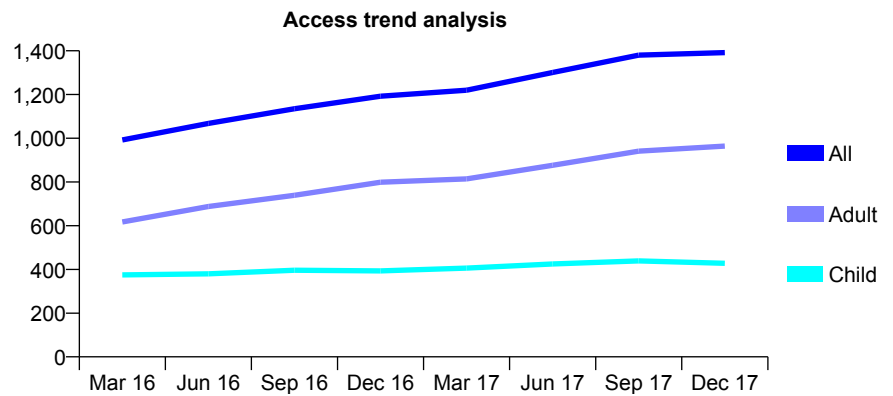
Q60 - Vital Signs At a Glance Contract Report for 353736/0001 - December 2017

Name or company name	MRS S SINGH
Contract type name	GDS Contract
Purpose of contract	General
Contract start date	05/05/2009
Contract end date	

17/18 Contracted general activity (UDA)	3,544
Carry forward general activity (UDA)	-21
17/18 Contracted orthodontic activity (UOA)	0
Carry forward orthodontic activity (UOA)	0
Baseline contract value	£81,686.03

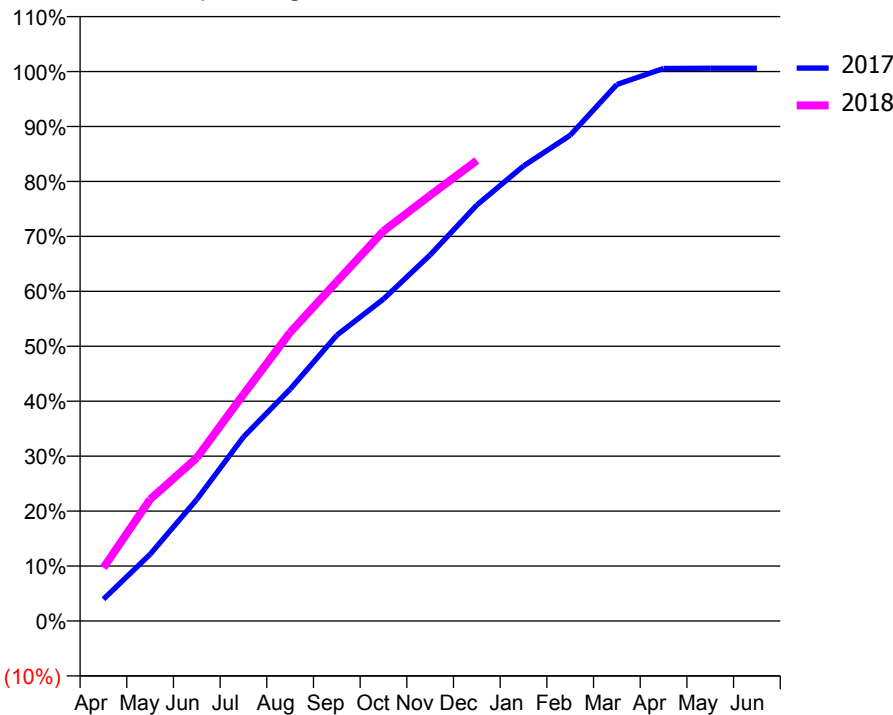
ACCESS*

Patients seen in 24 months	Total	Change since previous quarter
Quarter ending December 2016	1,192	
Quarter ending March 2017	1,220	↑
Quarter ending June 2017	1,301	↑
Quarter ending September 2017	1,380	↑
Quarter ending December 2017	1,392	→
Variance since December 2016	16.8%	↑



ACTIVITY

Cumulative percentage of contracted UDA delivered 2017 & 2018



Month	Adjusted Scheduled Activity (UDA)	
	2017	2018
April	141	344
May	431	785
June	784	1,052
July	1,187	1,462
August	1,495	1,862
September	1,843	2,190
October	2,076	2,515
November	2,361	2,746
December	2,683	2,970
January	2,935	
February	3,133	
March	3,460	
April	3,564	
May	3,565	
June	3,565	

QUALITY

	Quantity	Base Number	Contract	AT	Region	England
% of FP17s for the same patient ID Re-attending within 3 months - Children	94	701	13.4%	10.2%	11.8%	12.0%
% of FP17s for the same patient ID Re-attending within 3 months - Adults	177	1,176	15.1%	13.4%	15.3%	15.9%
% of FP17s for the same patient ID Re-attending between 3 & 9 months - Children	441	701	62.9%	59.6%	59.1%	58.0%
% of FP17s for the same patient ID Re-attending between 3 & 9 months - Adults	675	1,176	57.4%	54.5%	51.5%	50.5%
% of FP17s for Band 1 Urgent Courses	57	1,816	3.1%	7.2%	8.0%	9.0%
% of FP17s Relating to Free Repair or Replacements	9	1,816	0.5%	0.9%	0.8%	0.8%
% of FP17s Relating to Continuations	9	1,816	0.5%	1.2%	1.1%	1.1%
% of Patients satisfied with the dentistry they have received	2	2	N/A	91.5%	91.6%	91.5%
% of Patients satisfied with the time they had to wait for an appointment	2	2	N/A	89.7%	88.3%	87.9%

* This is based on patients treated on this contract for their most recent course of treatment. Figures in italics indicate the base number of FP17s or Patient Questionnaire responses are less than 100. N/A is shown where the base number of responses is less than 10 during the period. % is calculated as Quantity/Base number*100

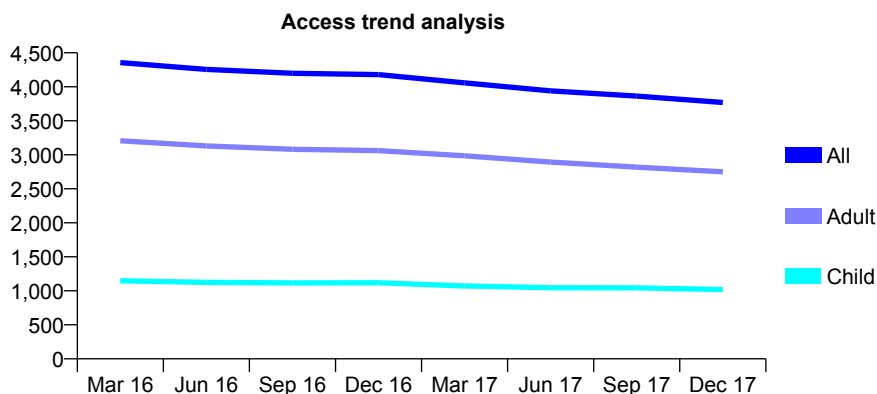
Q60 - Vital Signs At a Glance Contract Report for 359920/0002 - December 2017

Name or company name	MR TJ RATLABYANE
Contract type name	GDS Contract
Purpose of contract	General
Contract start date	01/12/2006
Contract end date	

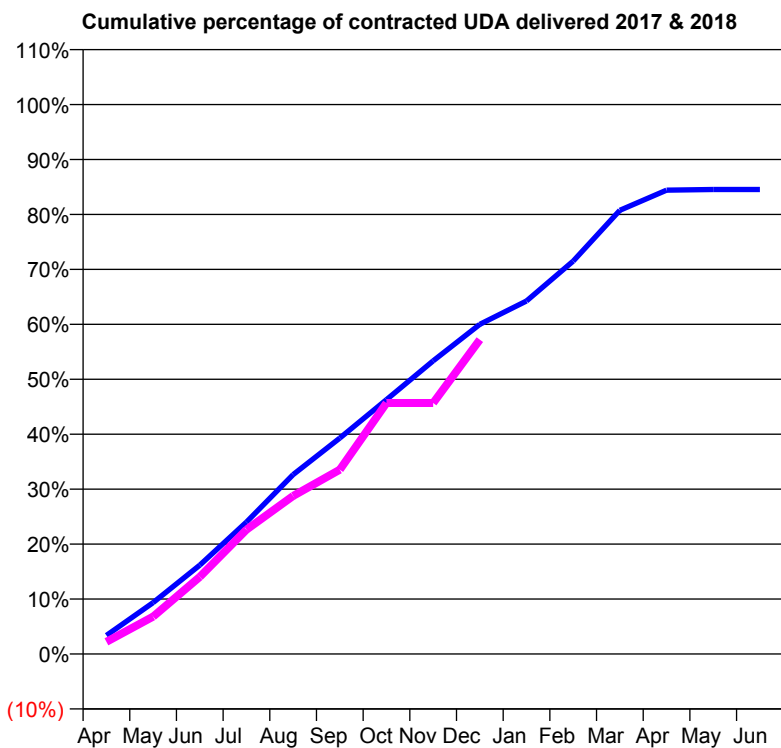
17/18 Contracted general activity (UDA)	15,516
Carry forward general activity (UDA)	0
17/18 Contracted orthodontic activity (UOA)	0
Carry forward orthodontic activity (UOA)	0
Baseline contract value	£398,689.55

ACCESS*

Patients seen in 24 months	Total	Change since previous quarter
Quarter ending December 2016	4,179	
Quarter ending March 2017	4,057	↓
Quarter ending June 2017	3,940	↓
Quarter ending September 2017	3,864	↓
Quarter ending December 2017	3,769	↓
Variance since December 2016	(9.8%)	↓



ACTIVITY



Month	Adjusted Scheduled Activity (UDA)	
	2017	2018
April	524	344
May	1,451	1,055
June	2,508	2,179
July	3,725	3,512
August	5,066	4,463
September	6,096	5,205
October	7,181	7,086
November	8,276	7,086
December	9,311	8,877
January	9,970	
February	11,093	
March	12,530	
April	13,096	
May	13,116	
June	13,116	

QUALITY

	Quantity	Base Number	Contract	AT	Region	England
% of FP17s for the same patient ID Re-attending within 3 months - Children	72	978	7.4%	10.2%	11.8%	12.0%
% of FP17s for the same patient ID Re-attending within 3 months - Adults	403	2,736	14.7%	13.4%	15.3%	15.9%
% of FP17s for the same patient ID Re-attending between 3 & 9 months - Children	543	978	55.5%	59.6%	59.1%	58.0%
% of FP17s for the same patient ID Re-attending between 3 & 9 months - Adults	1,553	2,736	56.8%	54.5%	51.5%	50.5%
% of FP17s for Band 1 Urgent Courses	167	3,448	4.8%	7.2%	8.0%	9.0%
% of FP17s Relating to Free Repair or Replacements	51	3,448	1.5%	0.9%	0.8%	0.8%
% of FP17s Relating to Continuations	21	3,448	0.6%	1.2%	1.1%	1.1%
% of Patients satisfied with the dentistry they have received	8	8	N/A	91.5%	91.6%	91.5%
% of Patients satisfied with the time they had to wait for an appointment	6	8	N/A	89.7%	88.3%	87.9%

* This is based on patients treated on this contract for their most recent course of treatment. Figures in italics indicate the base number of FP17s or Patient Questionnaire responses are less than 100. N/A is shown where the base number of responses is less than 10 during the period. % is calculated as Quantity/Base number*100

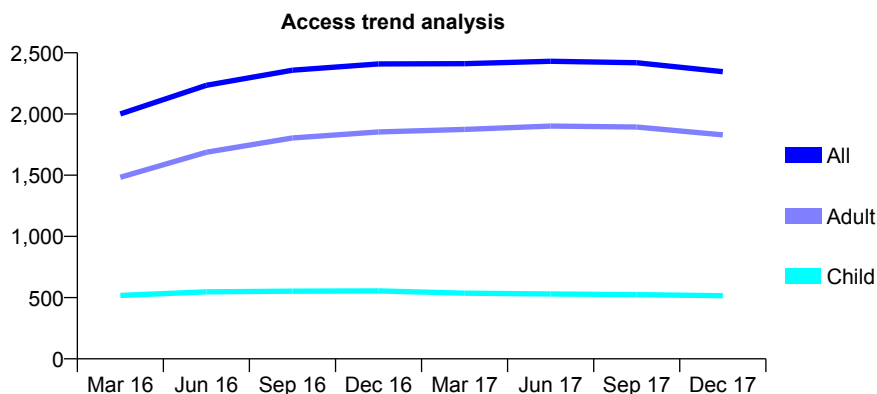
Q60 - Vital Signs At a Glance Contract Report for 361747/0001 - December 2017

Name or company name	MRS NK SUNNER
Contract type name	GDS Contract
Purpose of contract	General and Orthodontic
Contract start date	01/06/2015
Contract end date	

17/18 Contracted general activity (UDA)	6,987
Carry forward general activity (UDA)	20
17/18 Contracted orthodontic activity (UOA)	214
Carry forward orthodontic activity (UOA)	5
Baseline contract value	£186,499.47

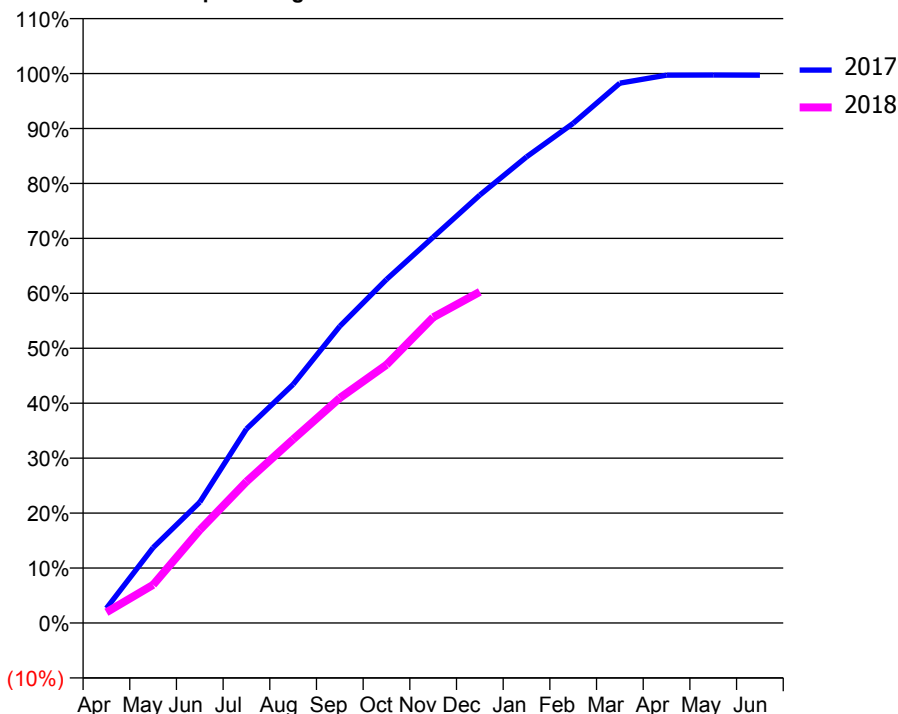
ACCESS*

Patients seen in 24 months	Total	Change since previous quarter
Quarter ending December 2016	2,409	
Quarter ending March 2017	2,411	→
Quarter ending June 2017	2,431	→
Quarter ending September 2017	2,419	→
Quarter ending December 2017	2,346	↓
Variance since December 2016	(2.6%)	↓



ACTIVITY

Cumulative percentage of contracted UDA delivered 2017 & 2018



Month	Adjusted Scheduled Activity (UDA)	
	2017	2018
April	187	136
May	959	486
June	1,537	1,182
July	2,467	1,797
August	3,035	2,336
September	3,774	2,860
October	4,368	3,283
November	4,906	3,888
December	5,441	4,211
January	5,926	
February	6,354	
March	6,864	
April	6,966	
May	6,967	
June	6,967	

QUALITY

	Quantity	Base Number	Contract	AT	Region	England
% of FP17s for the same patient ID Re-attending within 3 months - Children	41	665	6.2%	10.2%	11.8%	12.0%
% of FP17s for the same patient ID Re-attending within 3 months - Adults	325	2,022	16.1%	13.4%	15.3%	15.9%
% of FP17s for the same patient ID Re-attending between 3 & 9 months - Children	431	665	64.8%	59.6%	59.1%	58.0%
% of FP17s for the same patient ID Re-attending between 3 & 9 months - Adults	1,177	2,022	58.2%	54.5%	51.5%	50.5%
% of FP17s for Band 1 Urgent Courses	170	2,588	6.6%	7.2%	8.0%	9.0%
% of FP17s Relating to Free Repair or Replacements	29	2,588	1.1%	0.9%	0.8%	0.8%
% of FP17s Relating to Continuations	20	2,588	0.8%	1.2%	1.1%	1.1%
% of Patients satisfied with the dentistry they have received	6	7	N/A	91.5%	91.6%	91.5%
% of Patients satisfied with the time they had to wait for an appointment	6	7	N/A	89.7%	88.3%	87.9%

* This is based on patients treated on this contract for their most recent course of treatment. Figures in italics indicate the base number of FP17s or Patient Questionnaire responses are less than 100. N/A is shown where the base number of responses is less than 10 during the period. % is calculated as Quantity/Base number*100

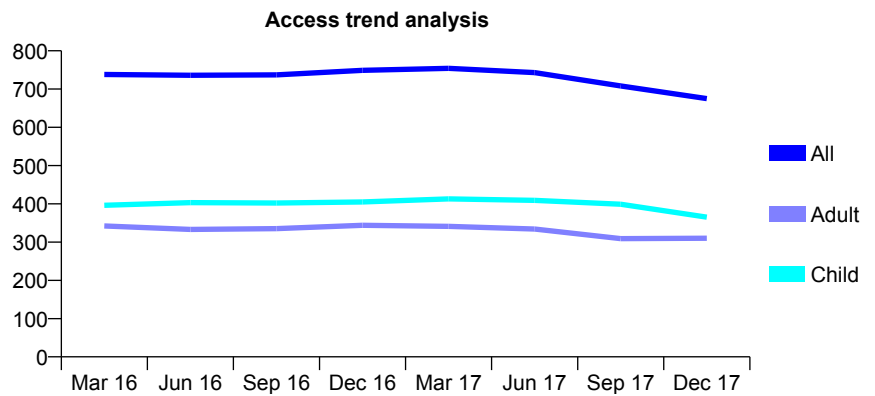
Q60 - Vital Signs At a Glance Contract Report for 532312/0001 - December 2017

Name or company name	MR GG WU
Contract type name	GDS Contract
Purpose of contract	General
Contract start date	01/08/2013
Contract end date	

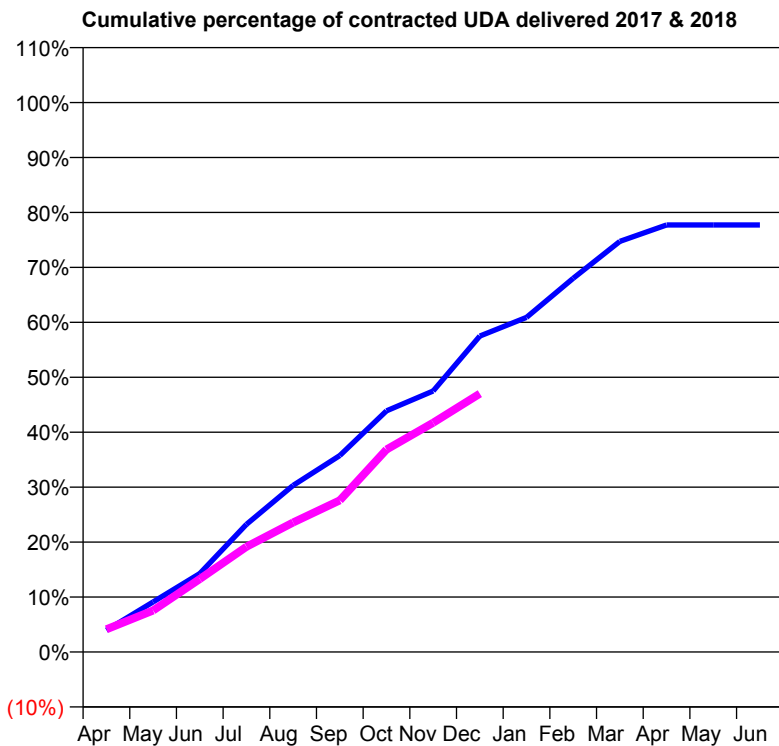
17/18 Contracted general activity (UDA)	2,326
Carry forward general activity (UDA)	0
17/18 Contracted orthodontic activity (UOA)	0
Carry forward orthodontic activity (UOA)	0
Baseline contract value	£52,690.80

ACCESS*

Patients seen in 24 months	Total	Change since previous quarter
Quarter ending December 2016	749	
Quarter ending March 2017	754	→
Quarter ending June 2017	743	↓
Quarter ending September 2017	708	↓
Quarter ending December 2017	675	↓
Variance since December 2016	(9.9%)	↓



ACTIVITY



Month	Adjusted Scheduled Activity (UDA)	
	2017	2018
April	92	96
May	212	176
June	332	309
July	540	446
August	705	548
September	832	642
October	1,021	857
November	1,105	970
December	1,337	1,094
January	1,417	
February	1,582	
March	1,738	
April	1,807	
May	1,807	
June	1,807	

QUALITY

	Quantity	Base Number	Contract	AT	Region	England
% of FP17s for the same patient ID Re-attending within 3 months - Children	13	415	3.1%	10.2%	11.8%	12.0%
% of FP17s for the same patient ID Re-attending within 3 months - Adults	26	305	8.5%	13.4%	15.3%	15.9%
% of FP17s for the same patient ID Re-attending between 3 & 9 months - Children	301	415	72.5%	59.6%	59.1%	58.0%
% of FP17s for the same patient ID Re-attending between 3 & 9 months - Adults	229	305	75.1%	54.5%	51.5%	50.5%
% of FP17s for Band 1 Urgent Courses	18	674	2.7%	7.2%	8.0%	9.0%
% of FP17s Relating to Free Repair or Replacements	2	674	0.3%	0.9%	0.8%	0.8%
% of FP17s Relating to Continuations	3	674	0.4%	1.2%	1.1%	1.1%
% of Patients satisfied with the dentistry they have received	0	0	N/A	91.5%	91.6%	91.5%
% of Patients satisfied with the time they had to wait for an appointment	0	0	N/A	89.7%	88.3%	87.9%

* This is based on patients treated on this contract for their most recent course of treatment. Figures in italics indicate the base number of FP17s or Patient Questionnaire responses are less than 100. N/A is shown where the base number of responses is less than 10 during the period. % is calculated as Quantity/Base number*100

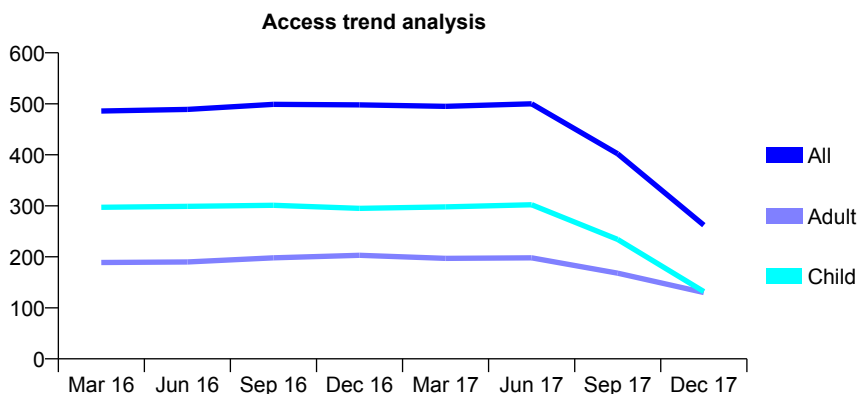
Q60 - Vital Signs At a Glance Contract Report for 566888/0003 - December 2017

Name or company name	MR RE LIVER
Contract type name	GDS Contract
Purpose of contract	General and Orthodontic
Contract start date	21/09/2009
Contract end date	31/07/2017

17/18 Contracted general activity (UDA)	411
Carry forward general activity (UDA)	0
17/18 Contracted orthodontic activity (UOA)	78
Carry forward orthodontic activity (UOA)	0
Baseline contract value	£16,136.06

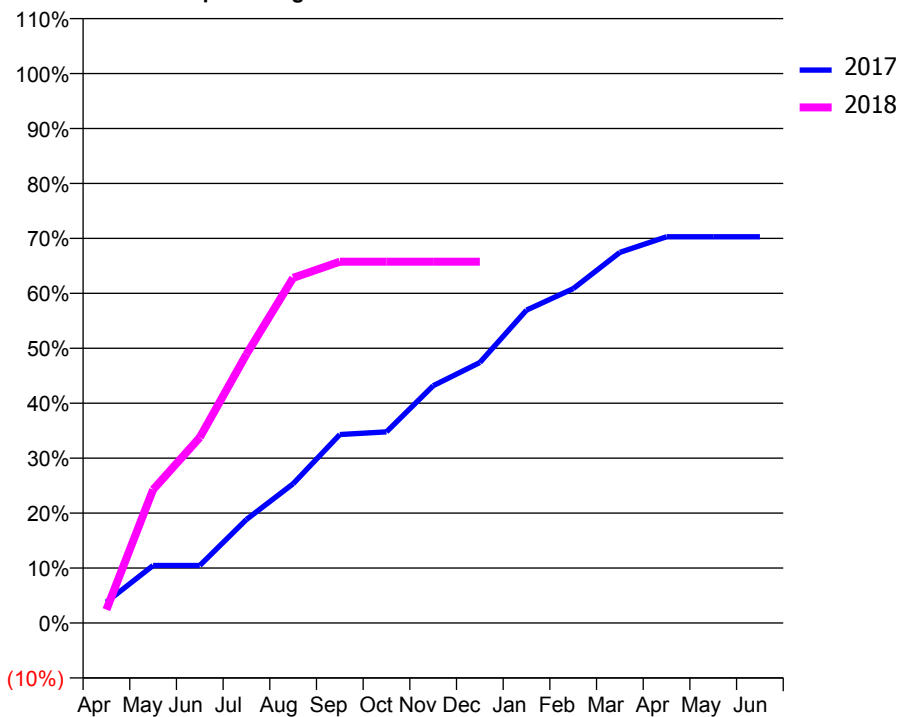
ACCESS*

Patients seen in 24 months	Total	Change since previous quarter
Quarter ending December 2016	498	
Quarter ending March 2017	495	→
Quarter ending June 2017	500	→
Quarter ending September 2017	402	↓
Quarter ending December 2017	262	↓
Variance since December 2016	(47.4%)	↓



ACTIVITY

Cumulative percentage of contracted UDA delivered 2017 & 2018



Month	Adjusted Scheduled Activity (UDA)	
	2017	2018
April	47	10
May	129	100
June	129	139
July	232	201
August	313	258
September	423	270
October	429	270
November	532	270
December	584	270
January	702	
February	750	
March	832	
April	867	
May	867	
June	867	

QUALITY

	Quantity	Base Number	Contract	AT	Region	England
% of FP17s for the same patient ID Re-attending within 3 months - Children	24	159	15.1%	10.2%	11.8%	12.0%
% of FP17s for the same patient ID Re-attending within 3 months - Adults	3	51	5.9%	13.4%	15.3%	15.9%
% of FP17s for the same patient ID Re-attending between 3 & 9 months - Children	72	159	45.3%	59.6%	59.1%	58.0%
% of FP17s for the same patient ID Re-attending between 3 & 9 months - Adults	7	51	13.7%	54.5%	51.5%	50.5%
% of FP17s for Band 1 Urgent Courses	6	183	3.3%	7.2%	8.0%	9.0%
% of FP17s Relating to Free Repair or Replacements	0	183	0.0%	0.9%	0.8%	0.8%
% of FP17s Relating to Continuations	0	183	0.0%	1.2%	1.1%	1.1%
% of Patients satisfied with the dentistry they have received	0	0	N/A	91.5%	91.6%	91.5%
% of Patients satisfied with the time they had to wait for an appointment	0	0	N/A	89.7%	88.3%	87.9%

* This is based on patients treated on this contract for their most recent course of treatment. Figures in italics indicate the base number of FP17s or Patient Questionnaire responses are less than 100. N/A is shown where the base number of responses is less than 10 during the period. % is calculated as Quantity/Base number*100

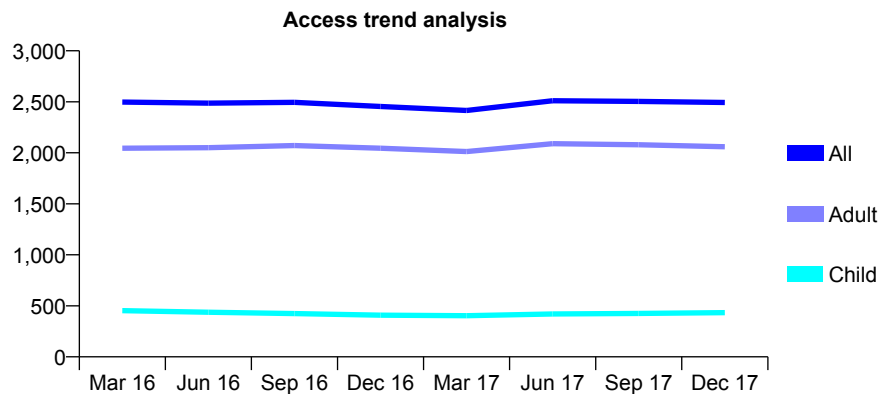
Q60 - Vital Signs At a Glance Contract Report for 567477/0001 - December 2017

Name or company name	Z Raza Dental Surgeon
Contract type name	GDS Contract
Purpose of contract	General
Contract start date	01/04/2006
Contract end date	

17/18 Contracted general activity (UDA)	8,500
Carry forward general activity (UDA)	116
17/18 Contracted orthodontic activity (UOA)	0
Carry forward orthodontic activity (UOA)	0
Baseline contract value	£187,532.28

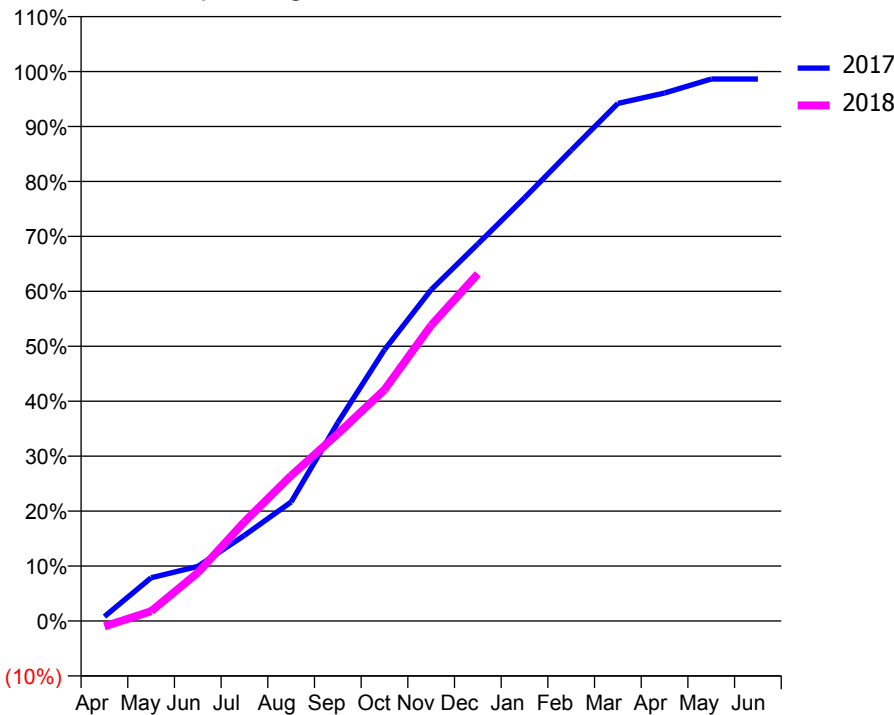
ACCESS*

Patients seen in 24 months	Total	Change since previous quarter
Quarter ending December 2016	2,454	
Quarter ending March 2017	2,415	↓
Quarter ending June 2017	2,510	↑
Quarter ending September 2017	2,504	→
Quarter ending December 2017	2,493	→
Variance since December 2016	1.6%	→



ACTIVITY

Cumulative percentage of contracted UDA delivered 2017 & 2018



Month	Adjusted Scheduled Activity (UDA)	
	2017	2018
April	68	-86
May	669	152
June	845	749
July	1,325	1,535
August	1,840	2,249
September	3,068	2,898
October	4,197	3,577
November	5,125	4,575
December	5,832	5,370
January	6,547	
February	7,282	
March	8,007	
April	8,168	
May	8,384	
June	8,384	

QUALITY

	Quantity	Base Number	Contract	AT	Region	England
% of FP17s for the same patient ID Re-attending within 3 months - Children	8	290	2.8%	10.2%	11.8%	12.0%
% of FP17s for the same patient ID Re-attending within 3 months - Adults	243	1,642	14.8%	13.4%	15.3%	15.9%
% of FP17s for the same patient ID Re-attending between 3 & 9 months - Children	60	290	20.7%	59.6%	59.1%	58.0%
% of FP17s for the same patient ID Re-attending between 3 & 9 months - Adults	496	1,642	30.2%	54.5%	51.5%	50.5%
% of FP17s for Band 1 Urgent Courses	104	1,822	5.7%	7.2%	8.0%	9.0%
% of FP17s Relating to Free Repair or Replacements	32	1,822	1.8%	0.9%	0.8%	0.8%
% of FP17s Relating to Continuations	14	1,822	0.8%	1.2%	1.1%	1.1%
% of Patients satisfied with the dentistry they have received	5	5	N/A	91.5%	91.6%	91.5%
% of Patients satisfied with the time they had to wait for an appointment	4	5	N/A	89.7%	88.3%	87.9%

* This is based on patients treated on this contract for their most recent course of treatment. Figures in italics indicate the base number of FP17s or Patient Questionnaire responses are less than 100. N/A is shown where the base number of responses is less than 10 during the period. % is calculated as Quantity/Base number*100

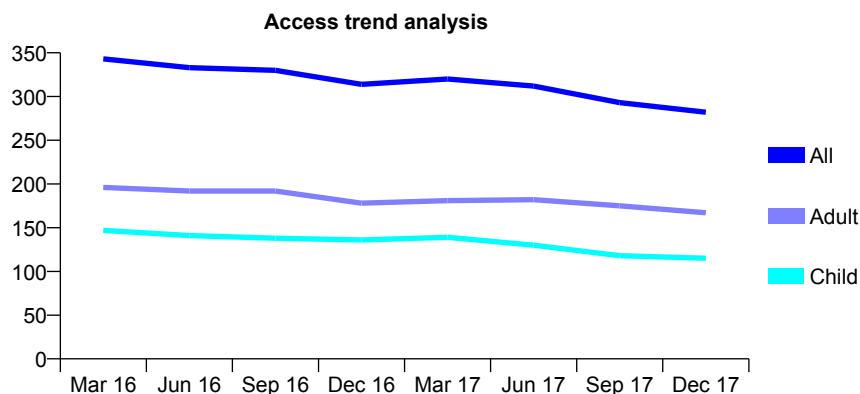
Q60 - Vital Signs At a Glance Contract Report for 571504/0001 - December 2017

Name or company name	MR IG HUTCHINGS
Contract type name	GDS Contract
Purpose of contract	General
Contract start date	01/04/2006
Contract end date	

17/18 Contracted general activity (UDA)	600
Carry forward general activity (UDA)	0
17/18 Contracted orthodontic activity (UOA)	0
Carry forward orthodontic activity (UOA)	0
Baseline contract value	£12,704.22

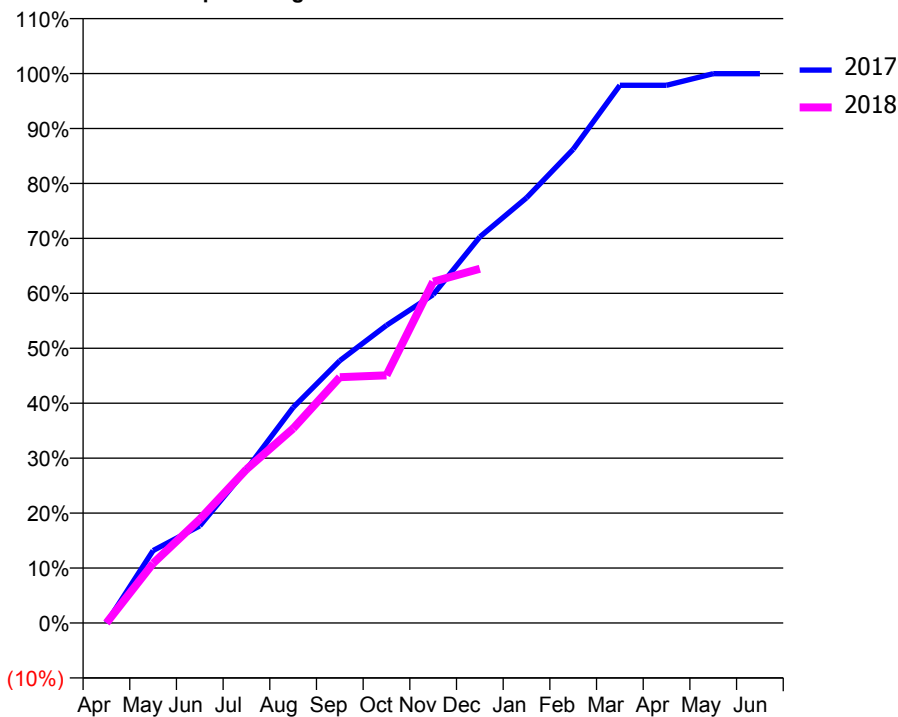
ACCESS*

Patients seen in 24 months	Total	Change since previous quarter
Quarter ending December 2016	314	
Quarter ending March 2017	320	→
Quarter ending June 2017	312	↓
Quarter ending September 2017	293	↓
Quarter ending December 2017	282	↓
Variance since December 2016	(10.2%)	↓



ACTIVITY

Cumulative percentage of contracted UDA delivered 2017 & 2018



Month	Adjusted Scheduled Activity (UDA)	
	2017	2018
April	0	0
May	79	65
June	106	113
July	168	168
August	235	212
September	286	268
October	325	270
November	359	373
December	422	387
January	464	
February	517	
March	587	
April	587	
May	600	
June	600	

QUALITY

	Quantity	Base Number	Contract	AT	Region	England
% of FP17s for the same patient ID Re-attending within 3 months - Children	8	133	6.0%	10.2%	11.8%	12.0%
% of FP17s for the same patient ID Re-attending within 3 months - Adults	21	130	16.2%	13.4%	15.3%	15.9%
% of FP17s for the same patient ID Re-attending between 3 & 9 months - Children	77	133	57.9%	59.6%	59.1%	58.0%
% of FP17s for the same patient ID Re-attending between 3 & 9 months - Adults	69	130	53.1%	54.5%	51.5%	50.5%
% of FP17s for Band 1 Urgent Courses	34	249	13.7%	7.2%	8.0%	9.0%
% of FP17s Relating to Free Repair or Replacements	0	249	0.0%	0.9%	0.8%	0.8%
% of FP17s Relating to Continuations	0	249	0.0%	1.2%	1.1%	1.1%
% of Patients satisfied with the dentistry they have received	1	1	N/A	91.5%	91.6%	91.5%
% of Patients satisfied with the time they had to wait for an appointment	1	1	N/A	89.7%	88.3%	87.9%

* This is based on patients treated on this contract for their most recent course of treatment. Figures in italics indicate the base number of FP17s or Patient Questionnaire responses are less than 100. N/A is shown where the base number of responses is less than 10 during the period. % is calculated as Quantity/Base number*100

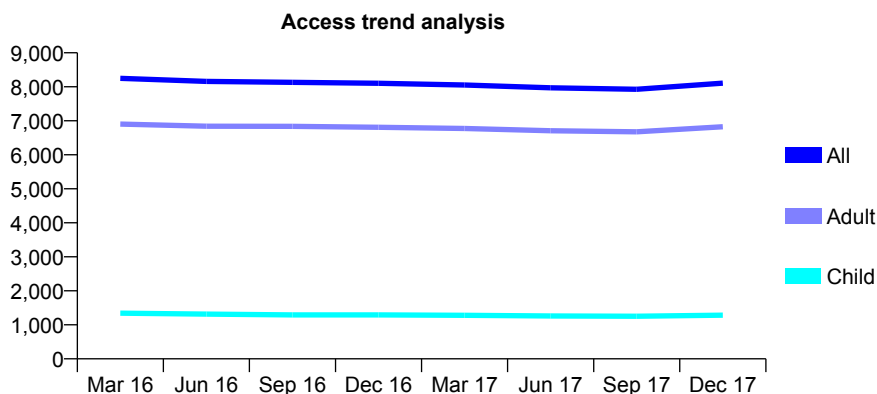
Q60 - Vital Signs At a Glance Contract Report for 572187/0002 - December 2017

Name or company name	MR PJ PHILLIPS
Contract type name	GDS Contract
Purpose of contract	General
Contract start date	01/05/2013
Contract end date	

17/18 Contracted general activity (UDA)	25,619
Carry forward general activity (UDA)	535
17/18 Contracted orthodontic activity (UOA)	0
Carry forward orthodontic activity (UOA)	0
Baseline contract value	£620,437.06

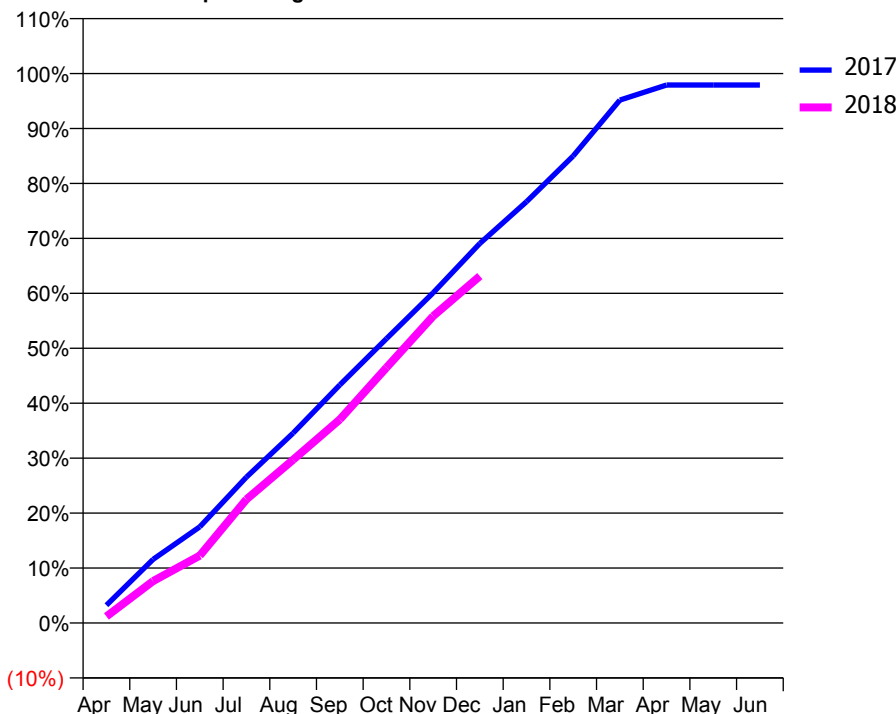
ACCESS*

Patients seen in 24 months	Total	Change since previous quarter
Quarter ending December 2016	8,103	
Quarter ending March 2017	8,052	→
Quarter ending June 2017	7,971	↓
Quarter ending September 2017	7,929	→
Quarter ending December 2017	8,108	↑
Variance since December 2016	0.1%	→



ACTIVITY

Cumulative percentage of contracted UDA delivered 2017 & 2018



Month	Adjusted Scheduled Activity (UDA)	
	2017	2018
April	832	308
May	2,970	1,953
June	4,483	3,140
July	6,807	5,765
August	8,857	7,613
September	11,100	9,490
October	13,257	11,907
November	15,396	14,310
December	17,697	16,176
January	19,645	
February	21,777	
March	24,381	
April	25,081	
May	25,084	
June	25,084	

QUALITY

	Quantity	Base Number	Contract	AT	Region	England
% of FP17s for the same patient ID Re-attending within 3 months - Children	137	2,266	6.0%	10.2%	11.8%	12.0%
% of FP17s for the same patient ID Re-attending within 3 months - Adults	1,132	8,915	12.7%	13.4%	15.3%	15.9%
% of FP17s for the same patient ID Re-attending between 3 & 9 months - Children	1,904	2,266	84.0%	59.6%	59.1%	58.0%
% of FP17s for the same patient ID Re-attending between 3 & 9 months - Adults	6,104	8,915	68.5%	54.5%	51.5%	50.5%
% of FP17s for Band 1 Urgent Courses	753	10,734	7.0%	7.2%	8.0%	9.0%
% of FP17s Relating to Free Repair or Replacements	124	10,734	1.2%	0.9%	0.8%	0.8%
% of FP17s Relating to Continuations	140	10,734	1.3%	1.2%	1.1%	1.1%
% of Patients satisfied with the dentistry they have received	18	18	100.0%	91.5%	91.6%	91.5%
% of Patients satisfied with the time they had to wait for an appointment	18	18	100.0%	89.7%	88.3%	87.9%

* This is based on patients treated on this contract for their most recent course of treatment. Figures in italics indicate the base number of FP17s or Patient Questionnaire responses are less than 100. N/A is shown where the base number of responses is less than 10 during the period. % is calculated as Quantity/Base number*100

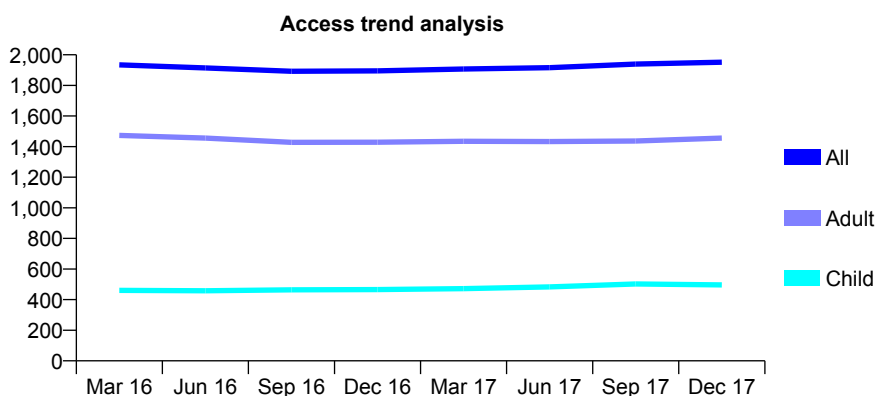
Q60 - Vital Signs At a Glance Contract Report for 574880/0001 - December 2017

Name or company name	MR MB WARAICH
Contract type name	GDS Contract
Purpose of contract	General and Orthodontic
Contract start date	01/04/2006
Contract end date	

17/18 Contracted general activity (UDA)	6,462
Carry forward general activity (UDA)	0
17/18 Contracted orthodontic activity (UOA)	1,462
Carry forward orthodontic activity (UOA)	271
Baseline contract value	£211,373.52

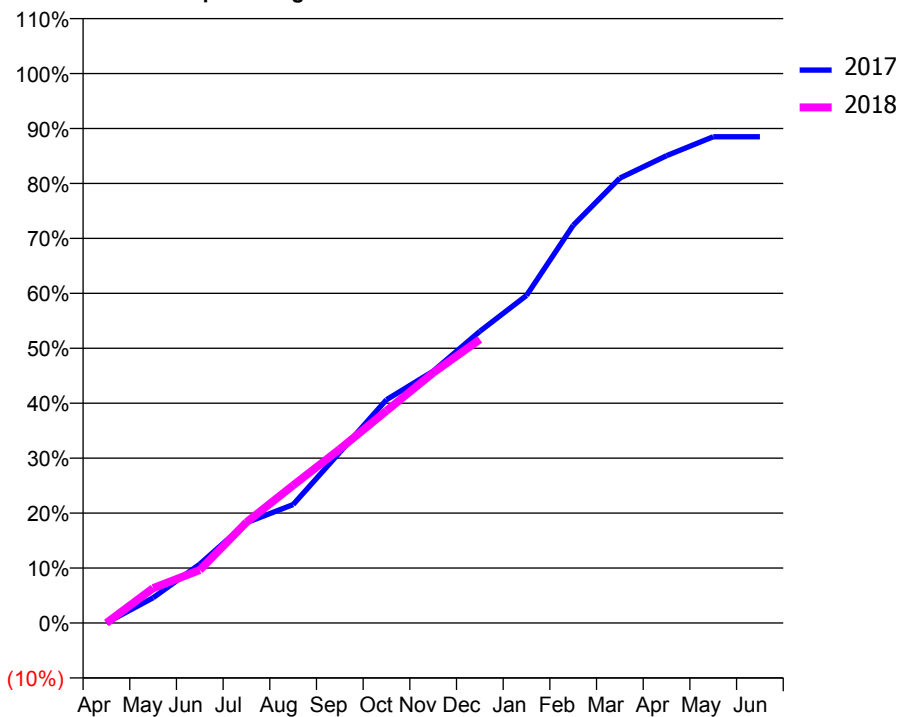
ACCESS*

Patients seen in 24 months	Total	Change since previous quarter
Quarter ending December 2016	1,895	
Quarter ending March 2017	1,907	→
Quarter ending June 2017	1,916	→
Quarter ending September 2017	1,939	→
Quarter ending December 2017	1,952	→
Variance since December 2016	3.0%	↑



ACTIVITY

Cumulative percentage of contracted UDA delivered 2017 & 2018



Month	Adjusted Scheduled Activity (UDA)	
	2017	2018
April	3	0
May	298	411
June	692	624
July	1,180	1,185
August	1,394	1,618
September	2,008	2,045
October	2,626	2,496
November	2,961	2,943
December	3,430	3,334
January	3,853	
February	4,677	
March	5,232	
April	5,496	
May	5,718	
June	5,718	

QUALITY

	Quantity	Base Number	Contract	AT	Region	England
% of FP17s for the same patient ID Re-attending within 3 months - Children	28	599	4.7%	10.2%	11.8%	12.0%
% of FP17s for the same patient ID Re-attending within 3 months - Adults	245	1,512	16.2%	13.4%	15.3%	15.9%
% of FP17s for the same patient ID Re-attending between 3 & 9 months - Children	243	599	40.6%	59.6%	59.1%	58.0%
% of FP17s for the same patient ID Re-attending between 3 & 9 months - Adults	916	1,512	60.6%	54.5%	51.5%	50.5%
% of FP17s for Band 1 Urgent Courses	84	1,683	5.0%	7.2%	8.0%	9.0%
% of FP17s Relating to Free Repair or Replacements	6	1,683	0.4%	0.9%	0.8%	0.8%
% of FP17s Relating to Continuations	9	1,683	0.5%	1.2%	1.1%	1.1%
% of Patients satisfied with the dentistry they have received	3	3	N/A	91.5%	91.6%	91.5%
% of Patients satisfied with the time they had to wait for an appointment	3	3	N/A	89.7%	88.3%	87.9%

* This is based on patients treated on this contract for their most recent course of treatment. Figures in italics indicate the base number of FP17s or Patient Questionnaire responses are less than 100. N/A is shown where the base number of responses is less than 10 during the period. % is calculated as Quantity/Base number*100

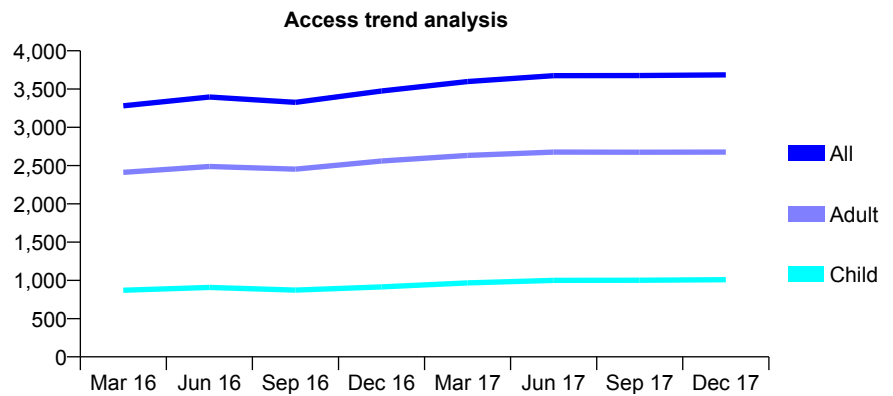
Q60 - Vital Signs At a Glance Contract Report for 575917/0001 - December 2017

Name or company name	Ambleside Dental Practice
Contract type name	GDS Contract
Purpose of contract	General
Contract start date	01/04/2006
Contract end date	

17/18 Contracted general activity (UDA)	11,628
Carry forward general activity (UDA)	-233
17/18 Contracted orthodontic activity (UOA)	0
Carry forward orthodontic activity (UOA)	0
Baseline contract value	£432,413.76

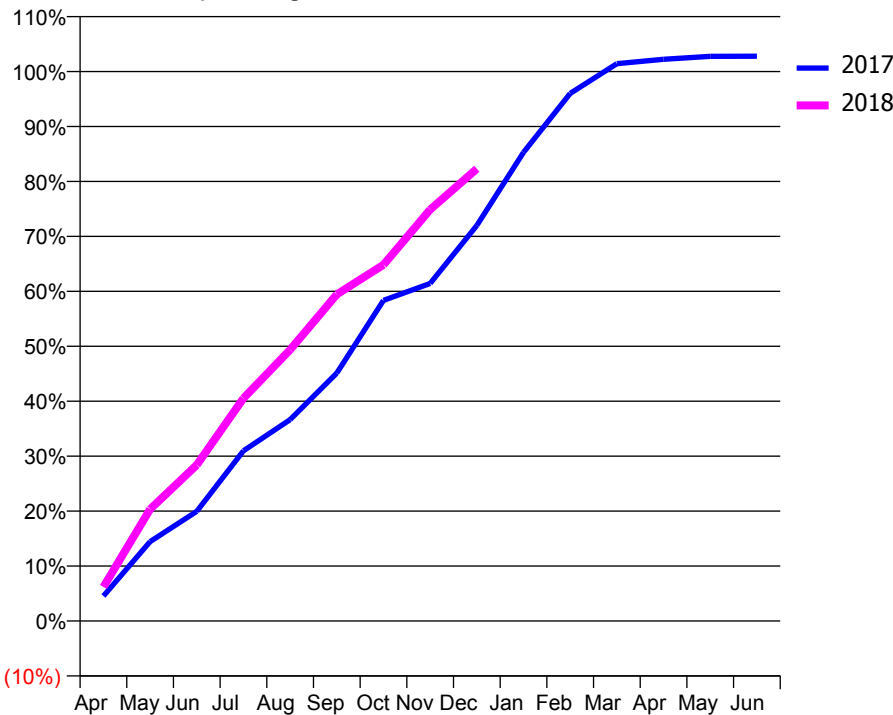
ACCESS*

Patients seen in 24 months	Total	Change since previous quarter
Quarter ending December 2016	3,475	
Quarter ending March 2017	3,598	↑
Quarter ending June 2017	3,675	↑
Quarter ending September 2017	3,676	→
Quarter ending December 2017	3,685	→
Variance since December 2016	6.0%	↑



ACTIVITY

Cumulative percentage of contracted UDA delivered 2017 & 2018



Month	Adjusted Scheduled Activity (UDA)	
	2017	2018
April	528	721
May	1,681	2,367
June	2,321	3,303
July	3,602	4,713
August	4,261	5,741
September	5,246	6,912
October	6,785	7,539
November	7,142	8,708
December	8,370	9,570
January	9,917	
February	11,165	
March	11,795	
April	11,887	
May	11,949	
June	11,951	

QUALITY

	Quantity	Base Number	Contract	AT	Region	England
% of FP17s for the same patient ID Re-attending within 3 months - Children	69	1,205	5.7%	10.2%	11.8%	12.0%
% of FP17s for the same patient ID Re-attending within 3 months - Adults	477	3,187	15.0%	13.4%	15.3%	15.9%
% of FP17s for the same patient ID Re-attending between 3 & 9 months - Children	705	1,205	58.5%	59.6%	59.1%	58.0%
% of FP17s for the same patient ID Re-attending between 3 & 9 months - Adults	1,715	3,187	53.8%	54.5%	51.5%	50.5%
% of FP17s for Band 1 Urgent Courses	259	4,300	6.0%	7.2%	8.0%	9.0%
% of FP17s Relating to Free Repair or Replacements	75	4,300	1.7%	0.9%	0.8%	0.8%
% of FP17s Relating to Continuations	38	4,300	0.9%	1.2%	1.1%	1.1%
% of Patients satisfied with the dentistry they have received	33	35	94.3%	91.5%	91.6%	91.5%
% of Patients satisfied with the time they had to wait for an appointment	29	35	82.9%	89.7%	88.3%	87.9%

* This is based on patients treated on this contract for their most recent course of treatment. Figures in italics indicate the base number of FP17s or Patient Questionnaire responses are less than 100. N/A is shown where the base number of responses is less than 10 during the period. % is calculated as Quantity/Base number*100

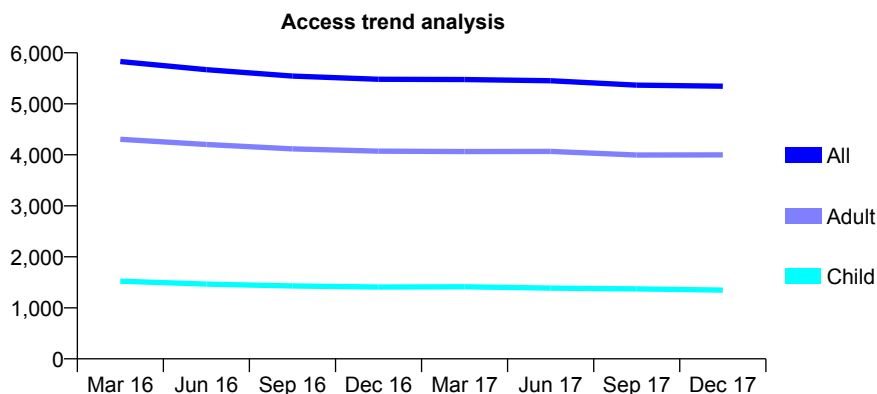
Q60 - Vital Signs At a Glance Contract Report for 577391/0001 - December 2017

Name or company name	MR KW MYERS
Contract type name	GDS Contract
Purpose of contract	General
Contract start date	01/04/2006
Contract end date	

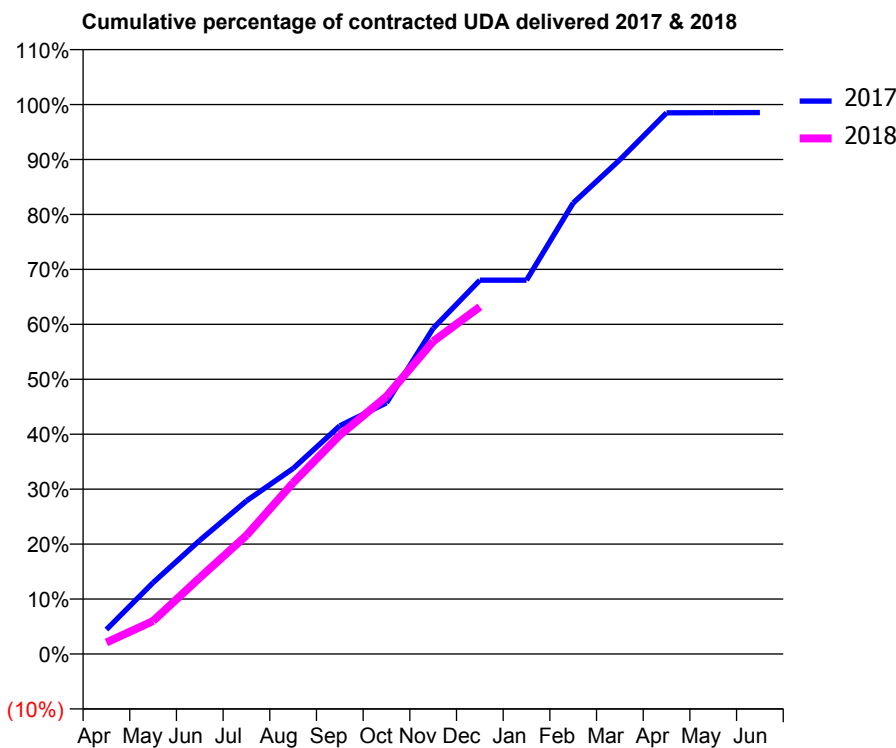
17/18 Contracted general activity (UDA)	14,335
Carry forward general activity (UDA)	210
17/18 Contracted orthodontic activity (UOA)	0
Carry forward orthodontic activity (UOA)	0
Baseline contract value	£402,196.64

ACCESS*

Patients seen in 24 months	Total	Change since previous quarter
Quarter ending December 2016	5,481	
Quarter ending March 2017	5,476	→
Quarter ending June 2017	5,452	→
Quarter ending September 2017	5,366	↓
Quarter ending December 2017	5,345	→
Variance since December 2016	(2.5%)	↓



ACTIVITY



Month	Adjusted Scheduled Activity (UDA)	
	2017	2018
April	639	302
May	1,862	862
June	2,965	1,992
July	3,994	3,095
August	4,842	4,468
September	5,954	5,710
October	6,552	6,721
November	8,496	8,155
December	9,754	9,056
January	9,754	
February	11,768	
March	12,893	
April	14,119	
May	14,121	
June	14,125	

QUALITY

	Quantity	Base Number	Contract	AT	Region	England
% of FP17s for the same patient ID Re-attending within 3 months - Children	145	1,889	7.7%	10.2%	11.8%	12.0%
% of FP17s for the same patient ID Re-attending within 3 months - Adults	693	4,339	16.0%	13.4%	15.3%	15.9%
% of FP17s for the same patient ID Re-attending between 3 & 9 months - Children	1,424	1,889	75.4%	59.6%	59.1%	58.0%
% of FP17s for the same patient ID Re-attending between 3 & 9 months - Adults	1,616	4,339	37.2%	54.5%	51.5%	50.5%
% of FP17s for Band 1 Urgent Courses	374	5,614	6.7%	7.2%	8.0%	9.0%
% of FP17s Relating to Free Repair or Replacements	0	5,614	0.0%	0.9%	0.8%	0.8%
% of FP17s Relating to Continuations	169	5,614	3.0%	1.2%	1.1%	1.1%
% of Patients satisfied with the dentistry they have received	14	14	100.0%	91.5%	91.6%	91.5%
% of Patients satisfied with the time they had to wait for an appointment	11	14	78.6%	89.7%	88.3%	87.9%

* This is based on patients treated on this contract for their most recent course of treatment. Figures in italics indicate the base number of FP17s or Patient Questionnaire responses are less than 100. N/A is shown where the base number of responses is less than 10 during the period. % is calculated as Quantity/Base number*100

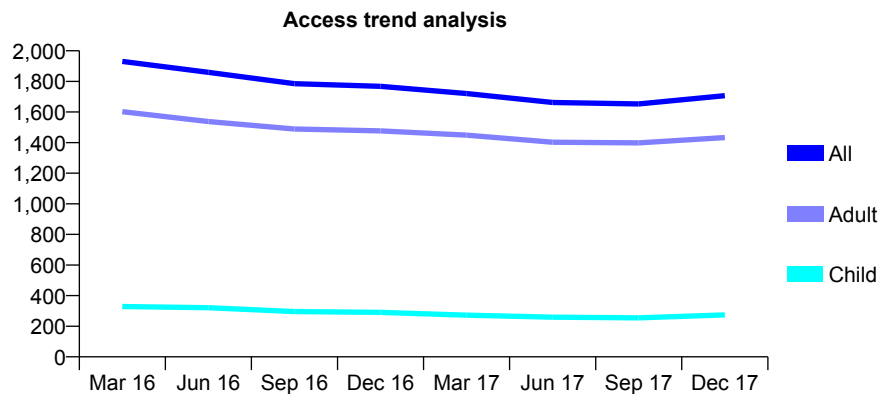
Q60 - Vital Signs At a Glance Contract Report for 604771/0001 - December 2017

Name or company name	MRS AK Chohan
Contract type name	GDS Contract
Purpose of contract	General
Contract start date	09/03/2013
Contract end date	

17/18 Contracted general activity (UDA)	7,664
Carry forward general activity (UDA)	0
17/18 Contracted orthodontic activity (UOA)	0
Carry forward orthodontic activity (UOA)	0
Baseline contract value	£170,296.92

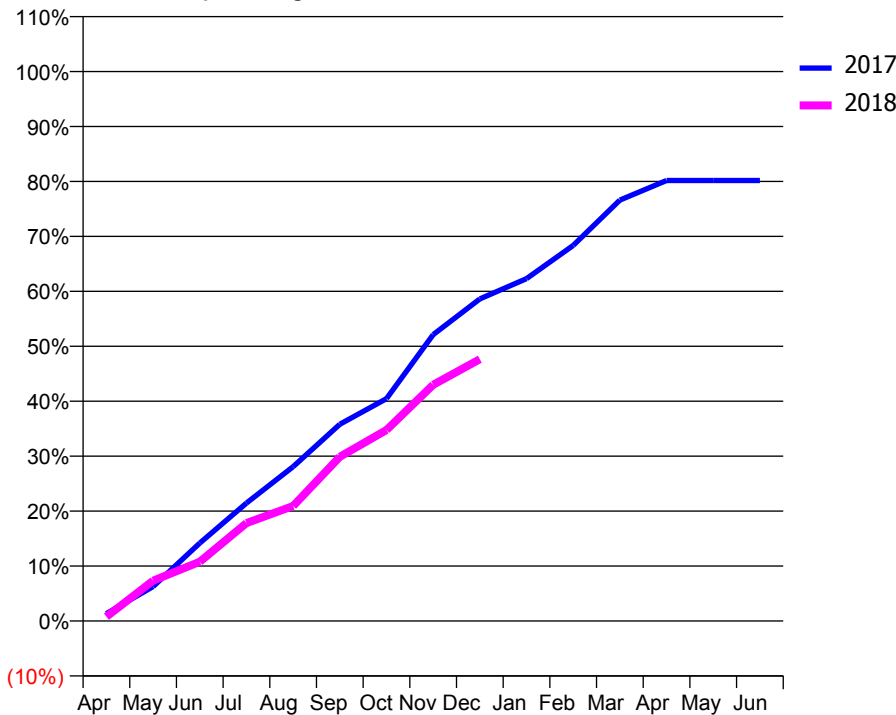
ACCESS*

Patients seen in 24 months	Total	Change since previous quarter
Quarter ending December 2016	1,768	
Quarter ending March 2017	1,721	↓
Quarter ending June 2017	1,662	↓
Quarter ending September 2017	1,653	→
Quarter ending December 2017	1,707	↑
Variance since December 2016	(3.5%)	↓



ACTIVITY

Cumulative percentage of contracted UDA delivered 2017 & 2018



Month	Adjusted Scheduled Activity (UDA)	
	2017	2018
April	102	60
May	481	562
June	1,086	827
July	1,645	1,365
August	2,154	1,604
September	2,744	2,291
October	3,101	2,665
November	3,993	3,295
December	4,492	3,653
January	4,776	
February	5,239	
March	5,871	
April	6,143	
May	6,144	
June	6,144	

QUALITY

	Quantity	Base Number	Contract	AT	Region	England
% of FP17s for the same patient ID Re-attending within 3 months - Children	15	243	6.2%	10.2%	11.8%	12.0%
% of FP17s for the same patient ID Re-attending within 3 months - Adults	166	1,394	11.9%	13.4%	15.3%	15.9%
% of FP17s for the same patient ID Re-attending between 3 & 9 months - Children	112	243	46.1%	59.6%	59.1%	58.0%
% of FP17s for the same patient ID Re-attending between 3 & 9 months - Adults	755	1,394	54.2%	54.5%	51.5%	50.5%
% of FP17s for Band 1 Urgent Courses	88	1,531	5.7%	7.2%	8.0%	9.0%
% of FP17s Relating to Free Repair or Replacements	16	1,531	1.0%	0.9%	0.8%	0.8%
% of FP17s Relating to Continuations	16	1,531	1.0%	1.2%	1.1%	1.1%
% of Patients satisfied with the dentistry they have received	6	6	N/A	91.5%	91.6%	91.5%
% of Patients satisfied with the time they had to wait for an appointment	6	6	N/A	89.7%	88.3%	87.9%

* This is based on patients treated on this contract for their most recent course of treatment. Figures in italics indicate the base number of FP17s or Patient Questionnaire responses are less than 100. N/A is shown where the base number of responses is less than 10 during the period. % is calculated as Quantity/Base number*100

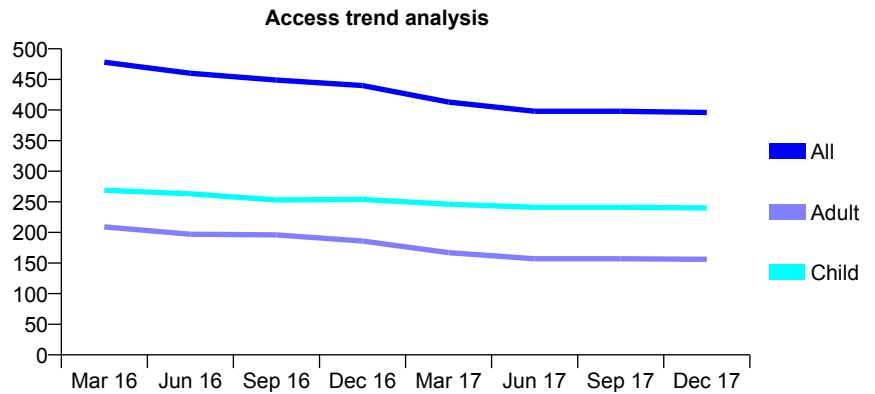
Q60 - Vital Signs At a Glance Contract Report for 623008/0002 - December 2017

Name or company name	MR H RAVAL
Contract type name	GDS Contract
Purpose of contract	General
Contract start date	12/02/2013
Contract end date	

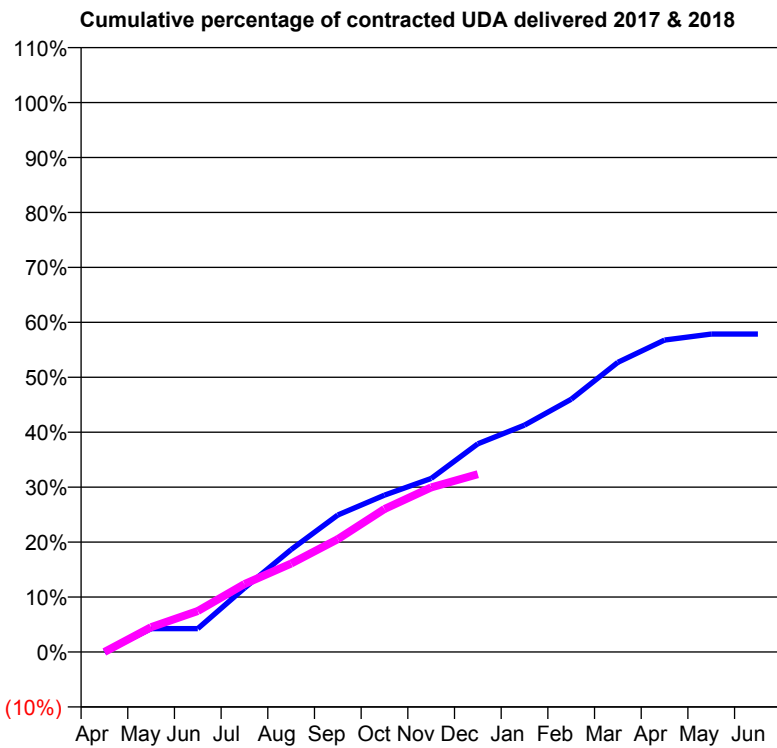
17/18 Contracted general activity (UDA)	1,882
Carry forward general activity (UDA)	0
17/18 Contracted orthodontic activity (UOA)	0
Carry forward orthodontic activity (UOA)	0
Baseline contract value	£48,583.36

ACCESS*

Patients seen in 24 months	Total	Change since previous quarter
Quarter ending December 2016	440	
Quarter ending March 2017	413	↓
Quarter ending June 2017	398	↓
Quarter ending September 2017	398	→
Quarter ending December 2017	396	→
Variance since December 2016	(10.0%)	↓



ACTIVITY



Month	Adjusted Scheduled Activity (UDA)	
	2017	2018
April	0	0
May	80	85
June	80	140
July	219	233
August	351	303
September	469	386
October	537	490
November	595	564
December	713	609
January	777	
February	866	
March	992	
April	1,069	
May	1,089	
June	1,089	

QUALITY

	Quantity	Base Number	Contract	AT	Region	England
% of FP17s for the same patient ID Re-attending within 3 months - Children	94	366	25.7%	10.2%	11.8%	12.0%
% of FP17s for the same patient ID Re-attending within 3 months - Adults	44	157	28.0%	13.4%	15.3%	15.9%
% of FP17s for the same patient ID Re-attending between 3 & 9 months - Children	197	366	53.8%	59.6%	59.1%	58.0%
% of FP17s for the same patient ID Re-attending between 3 & 9 months - Adults	73	157	46.5%	54.5%	51.5%	50.5%
% of FP17s for Band 1 Urgent Courses	14	457	3.1%	7.2%	8.0%	9.0%
% of FP17s Relating to Free Repair or Replacements	0	457	0.0%	0.9%	0.8%	0.8%
% of FP17s Relating to Continuations	0	457	0.0%	1.2%	1.1%	1.1%
% of Patients satisfied with the dentistry they have received	1	1	N/A	91.5%	91.6%	91.5%
% of Patients satisfied with the time they had to wait for an appointment	1	1	N/A	89.7%	88.3%	87.9%

* This is based on patients treated on this contract for their most recent course of treatment. Figures in italics indicate the base number of FP17s or Patient Questionnaire responses are less than 100. N/A is shown where the base number of responses is less than 10 during the period. % is calculated as Quantity/Base number*100

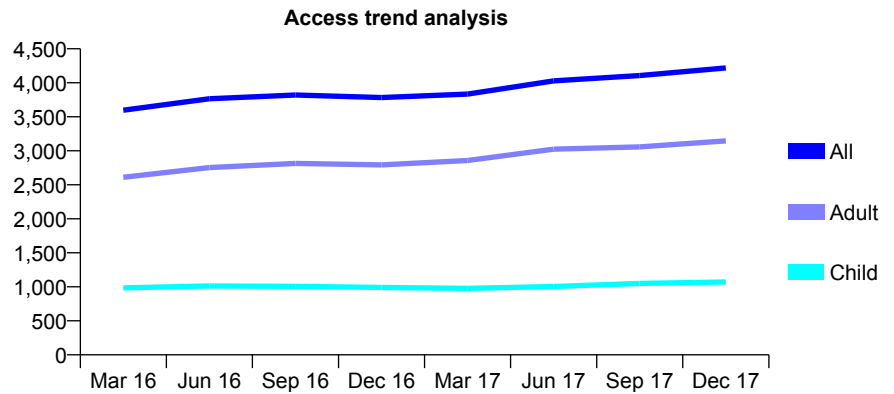
Q60 - Vital Signs At a Glance Contract Report for 623083/0002 - December 2017

Name or company name	Woodhouse Dental Practice
Contract type name	GDS Contract
Purpose of contract	General
Contract start date	05/08/2010
Contract end date	

17/18 Contracted general activity (UDA)	13,902
Carry forward general activity (UDA)	0
17/18 Contracted orthodontic activity (UOA)	0
Carry forward orthodontic activity (UOA)	0
Baseline contract value	£382,655.54

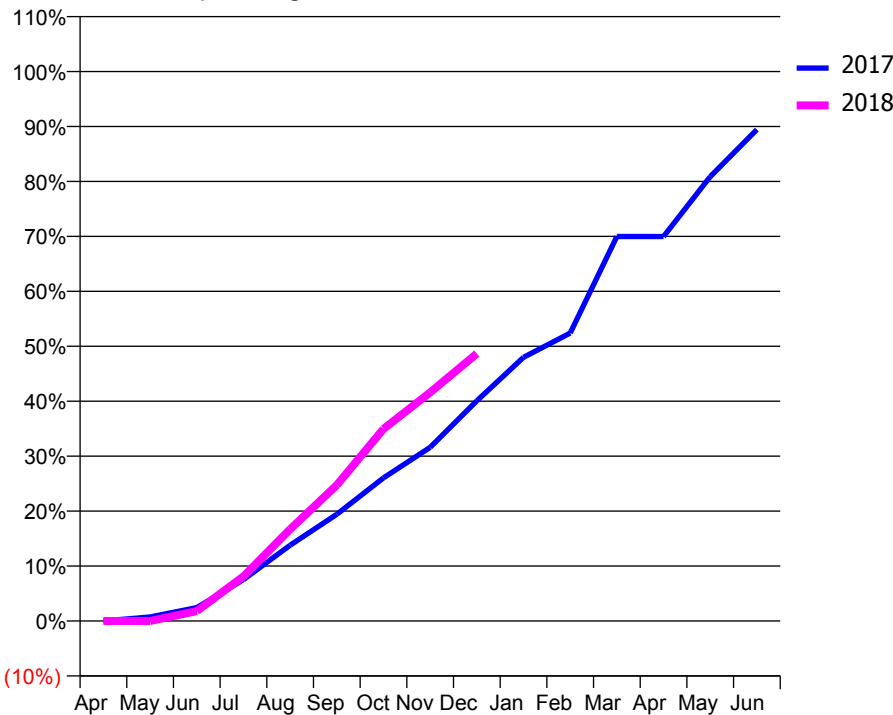
ACCESS*

Patients seen in 24 months	Total	Change since previous quarter
Quarter ending December 2016	3,784	
Quarter ending March 2017	3,835	→
Quarter ending June 2017	4,028	↑
Quarter ending September 2017	4,107	→
Quarter ending December 2017	4,218	↑
Variance since December 2016	11.5%	↑



ACTIVITY

Cumulative percentage of contracted UDA delivered 2017 & 2018



Month	Adjusted Scheduled Activity (UDA)	
	2017	2018
April	1	0
May	102	0
June	339	250
July	1,047	1,128
August	1,917	2,322
September	2,699	3,438
October	3,623	4,861
November	4,393	5,785
December	5,570	6,764
January	6,673	
February	7,285	
March	9,728	
April	9,728	
May	11,242	
June	12,432	

QUALITY

	Quantity	Base Number	Contract	AT	Region	England
% of FP17s for the same patient ID Re-attending within 3 months - Children	149	1,336	11.2%	10.2%	11.8%	12.0%
% of FP17s for the same patient ID Re-attending within 3 months - Adults	475	3,224	14.7%	13.4%	15.3%	15.9%
% of FP17s for the same patient ID Re-attending between 3 & 9 months - Children	856	1,336	64.1%	59.6%	59.1%	58.0%
% of FP17s for the same patient ID Re-attending between 3 & 9 months - Adults	2,028	3,224	62.9%	54.5%	51.5%	50.5%
% of FP17s for Band 1 Urgent Courses	180	3,486	5.2%	7.2%	8.0%	9.0%
% of FP17s Relating to Free Repair or Replacements	46	3,486	1.3%	0.9%	0.8%	0.8%
% of FP17s Relating to Continuations	42	3,486	1.2%	1.2%	1.1%	1.1%
% of Patients satisfied with the dentistry they have received	10	10	100.0%	91.5%	91.6%	91.5%
% of Patients satisfied with the time they had to wait for an appointment	9	10	90.0%	89.7%	88.3%	87.9%

* This is based on patients treated on this contract for their most recent course of treatment. Figures in italics indicate the base number of FP17s or Patient Questionnaire responses are less than 100. N/A is shown where the base number of responses is less than 10 during the period. % is calculated as Quantity/Base number*100

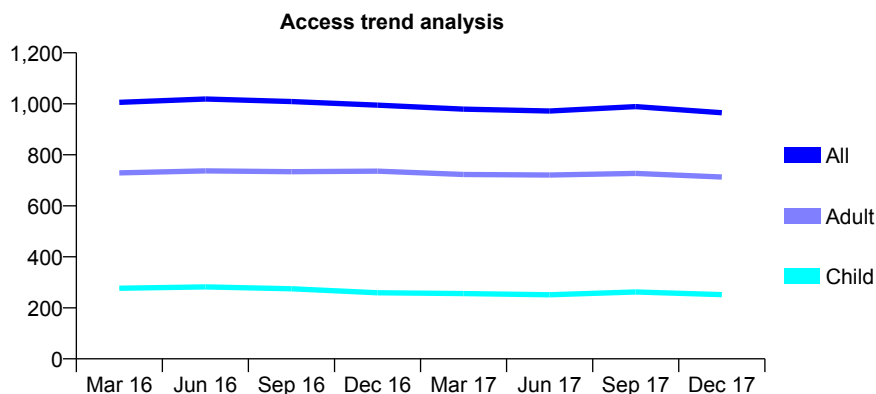
Q60 - Vital Signs At a Glance Contract Report for 634549/0001 - December 2017

Name or company name	MR JP HEALY
Contract type name	GDS Contract
Purpose of contract	General
Contract start date	01/04/2006
Contract end date	

17/18 Contracted general activity (UDA)	3,427
Carry forward general activity (UDA)	-40
17/18 Contracted orthodontic activity (UOA)	0
Carry forward orthodontic activity (UOA)	0
Baseline contract value	£83,520.06

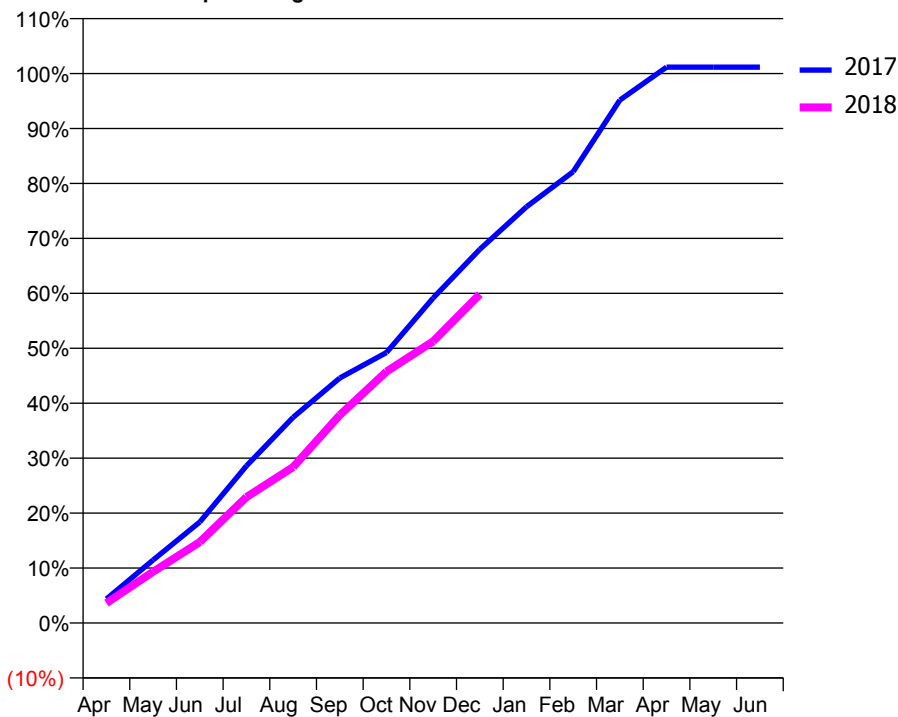
ACCESS*

Patients seen in 24 months	Total	Change since previous quarter
Quarter ending December 2016	995	
Quarter ending March 2017	979	↓
Quarter ending June 2017	972	→
Quarter ending September 2017	989	→
Quarter ending December 2017	965	↓
Variance since December 2016	(3.0%)	↓



ACTIVITY

Cumulative percentage of contracted UDA delivered 2017 & 2018



Month	Adjusted Scheduled Activity (UDA)	
	2017	2018
April	150	125
May	393	320
June	630	505
July	980	785
August	1,283	973
September	1,528	1,297
October	1,687	1,568
November	2,027	1,757
December	2,331	2,050
January	2,596	
February	2,815	
March	3,261	
April	3,467	
May	3,467	
June	3,467	

QUALITY

	Quantity	Base Number	Contract	AT	Region	England
% of FP17s for the same patient ID Re-attending within 3 months - Children	17	280	6.1%	10.2%	11.8%	12.0%
% of FP17s for the same patient ID Re-attending within 3 months - Adults	162	876	18.5%	13.4%	15.3%	15.9%
% of FP17s for the same patient ID Re-attending between 3 & 9 months - Children	181	280	64.6%	59.6%	59.1%	58.0%
% of FP17s for the same patient ID Re-attending between 3 & 9 months - Adults	568	876	64.8%	54.5%	51.5%	50.5%
% of FP17s for Band 1 Urgent Courses	42	1,094	3.8%	7.2%	8.0%	9.0%
% of FP17s Relating to Free Repair or Replacements	3	1,094	0.3%	0.9%	0.8%	0.8%
% of FP17s Relating to Continuations	26	1,094	2.4%	1.2%	1.1%	1.1%
% of Patients satisfied with the dentistry they have received	2	2	N/A	91.5%	91.6%	91.5%
% of Patients satisfied with the time they had to wait for an appointment	2	2	N/A	89.7%	88.3%	87.9%

* This is based on patients treated on this contract for their most recent course of treatment. Figures in italics indicate the base number of FP17s or Patient Questionnaire responses are less than 100. N/A is shown where the base number of responses is less than 10 during the period. % is calculated as Quantity/Base number*100

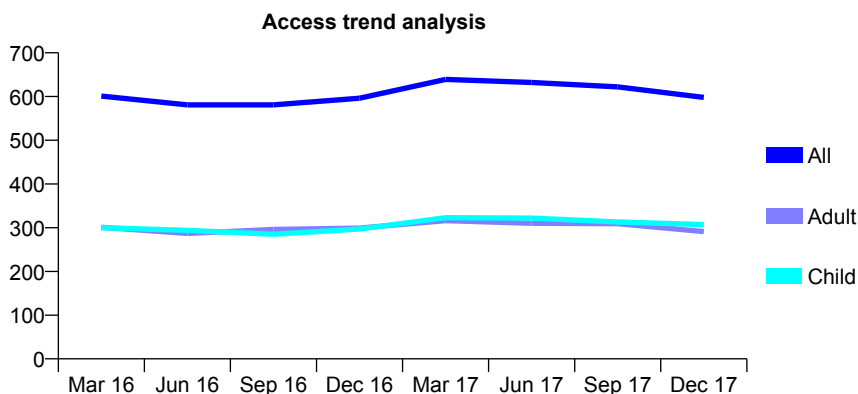
Q60 - Vital Signs At a Glance Contract Report for 643203/0001 - December 2017

Name or company name	MR GP MANZIE
Contract type name	GDS Contract
Purpose of contract	General and Orthodontic
Contract start date	01/04/2006
Contract end date	

17/18 Contracted general activity (UDA)	1,646
Carry forward general activity (UDA)	68
17/18 Contracted orthodontic activity (UOA)	513
Carry forward orthodontic activity (UOA)	-2
Baseline contract value	£81,615.78

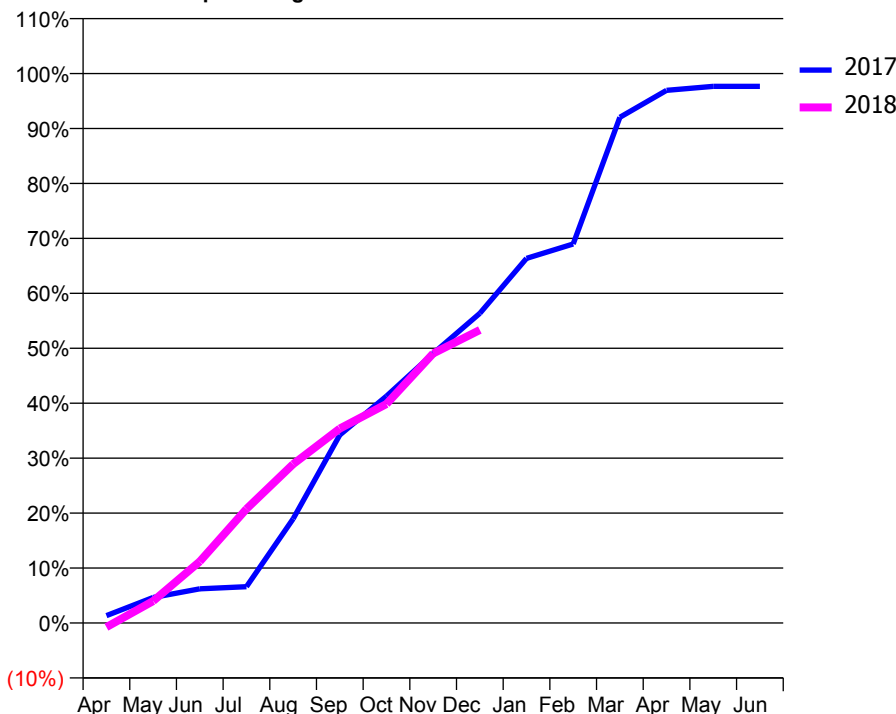
ACCESS*

Patients seen in 24 months	Total	Change since previous quarter
Quarter ending December 2016	596	
Quarter ending March 2017	639	↑
Quarter ending June 2017	632	↓
Quarter ending September 2017	622	↓
Quarter ending December 2017	598	↓
Variance since December 2016	0.3%	→



ACTIVITY

Cumulative percentage of contracted UDA delivered 2017 & 2018



Month	Adjusted Scheduled Activity (UDA)	
	2017	2018
April	22	-13
May	76	66
June	102	184
July	108	342
August	310	476
September	559	582
October	675	656
November	801	807
December	921	878
January	1,084	
February	1,127	
March	1,504	
April	1,584	
May	1,596	
June	1,596	

QUALITY

	Quantity	Base Number	Contract	AT	Region	England
% of FP17s for the same patient ID Re-attending within 3 months - Children	24	329	7.3%	10.2%	11.8%	12.0%
% of FP17s for the same patient ID Re-attending within 3 months - Adults	56	228	24.6%	13.4%	15.3%	15.9%
% of FP17s for the same patient ID Re-attending between 3 & 9 months - Children	170	329	51.7%	59.6%	59.1%	58.0%
% of FP17s for the same patient ID Re-attending between 3 & 9 months - Adults	93	228	40.8%	54.5%	51.5%	50.5%
% of FP17s for Band 1 Urgent Courses	29	470	6.2%	7.2%	8.0%	9.0%
% of FP17s Relating to Free Repair or Replacements	1	470	0.2%	0.9%	0.8%	0.8%
% of FP17s Relating to Continuations	0	470	0.0%	1.2%	1.1%	1.1%
% of Patients satisfied with the dentistry they have received	1	1	N/A	91.5%	91.6%	91.5%
% of Patients satisfied with the time they had to wait for an appointment	0	1	N/A	89.7%	88.3%	87.9%

* This is based on patients treated on this contract for their most recent course of treatment. Figures in italics indicate the base number of FP17s or Patient Questionnaire responses are less than 100. N/A is shown where the base number of responses is less than 10 during the period. % is calculated as Quantity/Base number*100

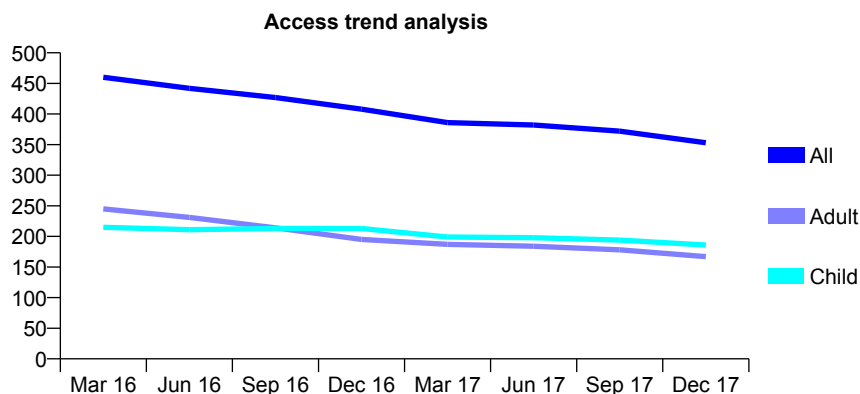
Q60 - Vital Signs At a Glance Contract Report for 652768/0002 - December 2017

Name or company name	MRS NC LAVELLE
Contract type name	GDS Contract
Purpose of contract	General
Contract start date	01/08/2011
Contract end date	

17/18 Contracted general activity (UDA)	1,349
Carry forward general activity (UDA)	-27
17/18 Contracted orthodontic activity (UOA)	0
Carry forward orthodontic activity (UOA)	0
Baseline contract value	£28,339.12

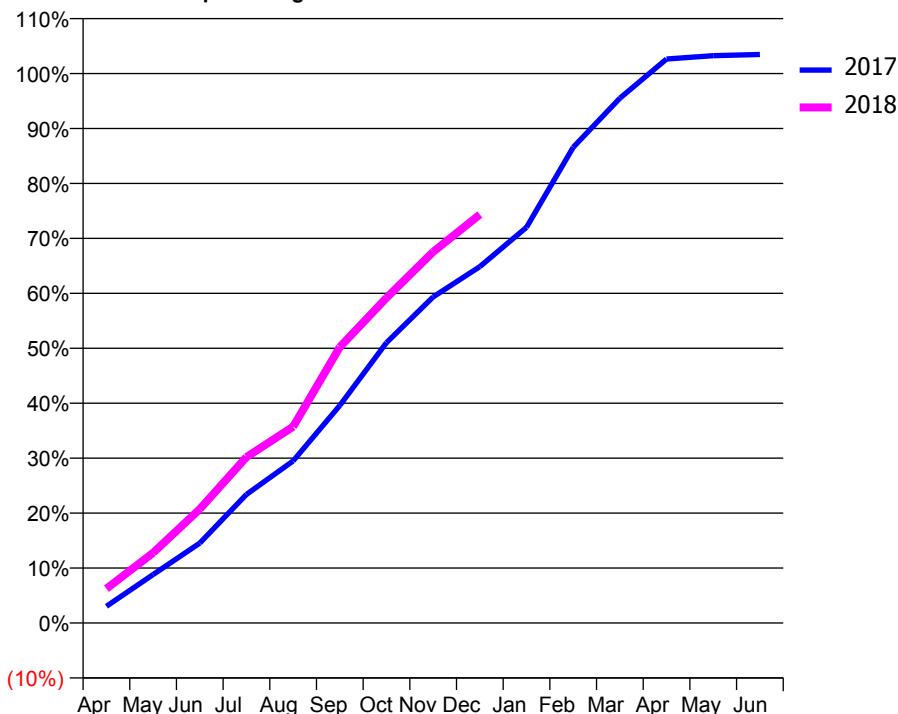
ACCESS*

Patients seen in 24 months	Total	Change since previous quarter
Quarter ending December 2016	408	
Quarter ending March 2017	386	↓
Quarter ending June 2017	382	↓
Quarter ending September 2017	372	↓
Quarter ending December 2017	353	↓
Variance since December 2016	(13.5%)	↓



ACTIVITY

Cumulative percentage of contracted UDA delivered 2017 & 2018



Month	Adjusted Scheduled Activity (UDA)	
	2017	2018
April	41	84
May	119	172
June	196	280
July	316	407
August	398	482
September	534	678
October	688	798
November	801	911
December	875	1,003
January	971	
February	1,168	
March	1,288	
April	1,385	
May	1,393	
June	1,396	

QUALITY

	Quantity	Base Number	Contract	AT	Region	England
% of FP17s for the same patient ID Re-attending within 3 months - Children	47	276	17.0%	10.2%	11.8%	12.0%
% of FP17s for the same patient ID Re-attending within 3 months - Adults	51	194	26.3%	13.4%	15.3%	15.9%
% of FP17s for the same patient ID Re-attending between 3 & 9 months - Children	187	276	67.8%	59.6%	59.1%	58.0%
% of FP17s for the same patient ID Re-attending between 3 & 9 months - Adults	107	194	55.2%	54.5%	51.5%	50.5%
% of FP17s for Band 1 Urgent Courses	54	442	12.2%	7.2%	8.0%	9.0%
% of FP17s Relating to Free Repair or Replacements	2	442	0.5%	0.9%	0.8%	0.8%
% of FP17s Relating to Continuations	9	442	2.0%	1.2%	1.1%	1.1%
% of Patients satisfied with the dentistry they have received	0	0	N/A	91.5%	91.6%	91.5%
% of Patients satisfied with the time they had to wait for an appointment	0	0	N/A	89.7%	88.3%	87.9%

* This is based on patients treated on this contract for their most recent course of treatment. Figures in italics indicate the base number of FP17s or Patient Questionnaire responses are less than 100. N/A is shown where the base number of responses is less than 10 during the period. % is calculated as Quantity/Base number*100

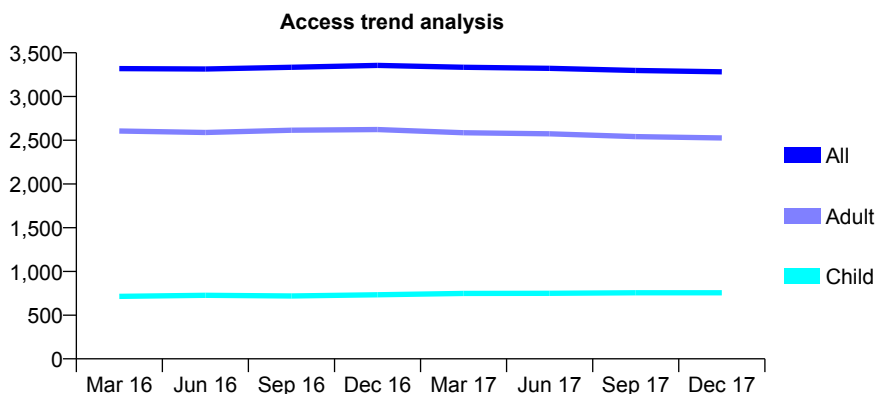
Q60 - Vital Signs At a Glance Contract Report for 653071/0001 - December 2017

Name or company name	MISS SS KHAIRA
Contract type name	GDS Contract
Purpose of contract	General
Contract start date	01/05/2011
Contract end date	

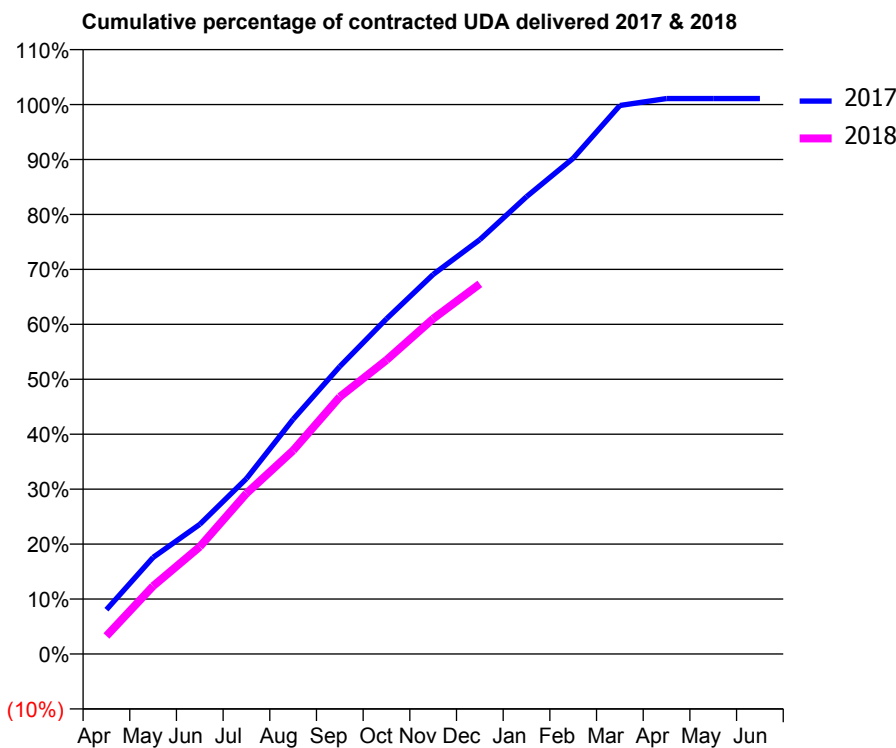
17/18 Contracted general activity (UDA)	9,851
Carry forward general activity (UDA)	-106
17/18 Contracted orthodontic activity (UOA)	0
Carry forward orthodontic activity (UOA)	0
Baseline contract value	£195,327.21

ACCESS*

Patients seen in 24 months	Total	Change since previous quarter
Quarter ending December 2016	3,356	
Quarter ending March 2017	3,334	→
Quarter ending June 2017	3,323	→
Quarter ending September 2017	3,298	→
Quarter ending December 2017	3,282	→
Variance since December 2016	(2.2%)	↓



ACTIVITY



Month	Adjusted Scheduled Activity (UDA)	
	2017	2018
April	795	324
May	1,731	1,217
June	2,324	1,923
July	3,146	2,879
August	4,208	3,650
September	5,155	4,609
October	6,008	5,270
November	6,805	6,011
December	7,429	6,635
January	8,198	
February	8,888	
March	9,833	
April	9,957	
May	9,957	
June	9,957	

QUALITY

	Quantity	Base Number	Contract	AT	Region	England
% of FP17s for the same patient ID Re-attending within 3 months - Children	58	828	7.0%	10.2%	11.8%	12.0%
% of FP17s for the same patient ID Re-attending within 3 months - Adults	240	2,495	9.6%	13.4%	15.3%	15.9%
% of FP17s for the same patient ID Re-attending between 3 & 9 months - Children	509	828	61.5%	59.6%	59.1%	58.0%
% of FP17s for the same patient ID Re-attending between 3 & 9 months - Adults	1,502	2,495	60.2%	54.5%	51.5%	50.5%
% of FP17s for Band 1 Urgent Courses	100	3,270	3.1%	7.2%	8.0%	9.0%
% of FP17s Relating to Free Repair or Replacements	49	3,270	1.5%	0.9%	0.8%	0.8%
% of FP17s Relating to Continuations	28	3,270	0.9%	1.2%	1.1%	1.1%
% of Patients satisfied with the dentistry they have received	6	8	N/A	91.5%	91.6%	91.5%
% of Patients satisfied with the time they had to wait for an appointment	8	8	N/A	89.7%	88.3%	87.9%

* This is based on patients treated on this contract for their most recent course of treatment. Figures in italics indicate the base number of FP17s or Patient Questionnaire responses are less than 100. N/A is shown where the base number of responses is less than 10 during the period. % is calculated as Quantity/Base number*100

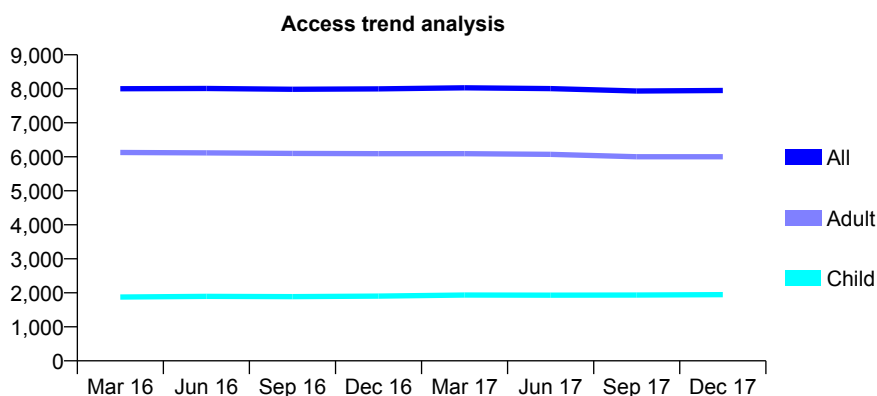
Q60 - Vital Signs At a Glance Contract Report for 655813/0001 - December 2017

Name or company name	MR PR BASON
Contract type name	GDS Contract
Purpose of contract	General and Orthodontic
Contract start date	01/04/2006
Contract end date	

17/18 Contracted general activity (UDA)	23,040
Carry forward general activity (UDA)	-404
17/18 Contracted orthodontic activity (UOA)	4
Carry forward orthodontic activity (UOA)	0
Baseline contract value	£665,958.28

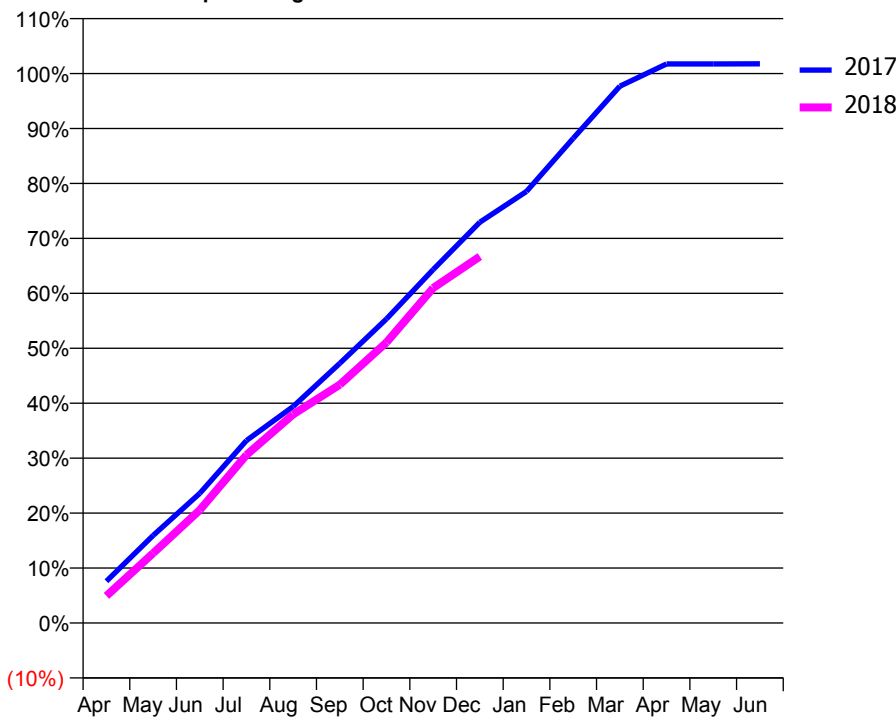
ACCESS*

Patients seen in 24 months	Total	Change since previous quarter
Quarter ending December 2016	7,997	
Quarter ending March 2017	8,029	→
Quarter ending June 2017	8,005	→
Quarter ending September 2017	7,935	→
Quarter ending December 2017	7,951	→
Variance since December 2016	(0.6%)	→



ACTIVITY

Cumulative percentage of contracted UDA delivered 2017 & 2018



Month	Adjusted Scheduled Activity (UDA)	
	2017	2018
April	1,751	1,139
May	3,672	2,925
June	5,439	4,738
July	7,651	7,050
August	9,076	8,749
September	10,888	9,992
October	12,753	11,765
November	14,817	14,046
December	16,802	15,370
January	18,096	
February	20,320	
March	22,509	
April	23,440	
May	23,443	
June	23,444	

QUALITY

	Quantity	Base Number	Contract	AT	Region	England
% of FP17s for the same patient ID Re-attending within 3 months - Children	83	2,210	3.8%	10.2%	11.8%	12.0%
% of FP17s for the same patient ID Re-attending within 3 months - Adults	975	7,613	12.8%	13.4%	15.3%	15.9%
% of FP17s for the same patient ID Re-attending between 3 & 9 months - Children	1,585	2,210	71.7%	59.6%	59.1%	58.0%
% of FP17s for the same patient ID Re-attending between 3 & 9 months - Adults	5,688	7,613	74.7%	54.5%	51.5%	50.5%
% of FP17s for Band 1 Urgent Courses	247	9,297	2.7%	7.2%	8.0%	9.0%
% of FP17s Relating to Free Repair or Replacements	36	9,297	0.4%	0.9%	0.8%	0.8%
% of FP17s Relating to Continuations	239	9,297	2.6%	1.2%	1.1%	1.1%
% of Patients satisfied with the dentistry they have received	19	19	100.0%	91.5%	91.6%	91.5%
% of Patients satisfied with the time they had to wait for an appointment	19	19	100.0%	89.7%	88.3%	87.9%

* This is based on patients treated on this contract for their most recent course of treatment. Figures in italics indicate the base number of FP17s or Patient Questionnaire responses are less than 100. N/A is shown where the base number of responses is less than 10 during the period. % is calculated as Quantity/Base number*100

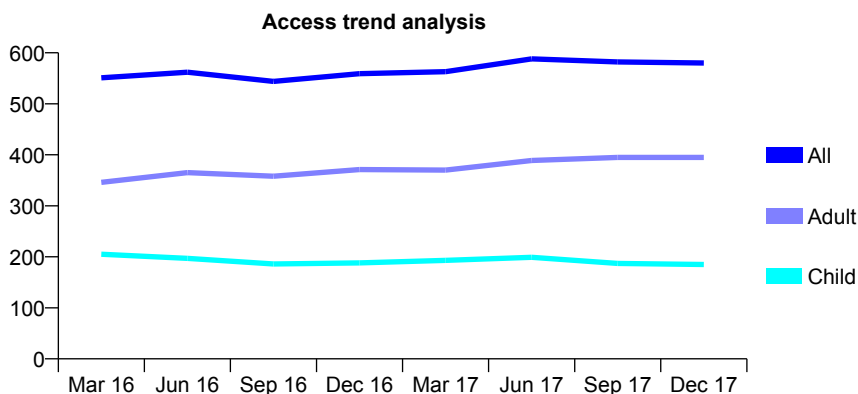
Q60 - Vital Signs At a Glance Contract Report for 659398/0001 - December 2017

Name or company name	MR FD HARRINGTON
Contract type name	GDS Contract
Purpose of contract	General
Contract start date	01/04/2006
Contract end date	

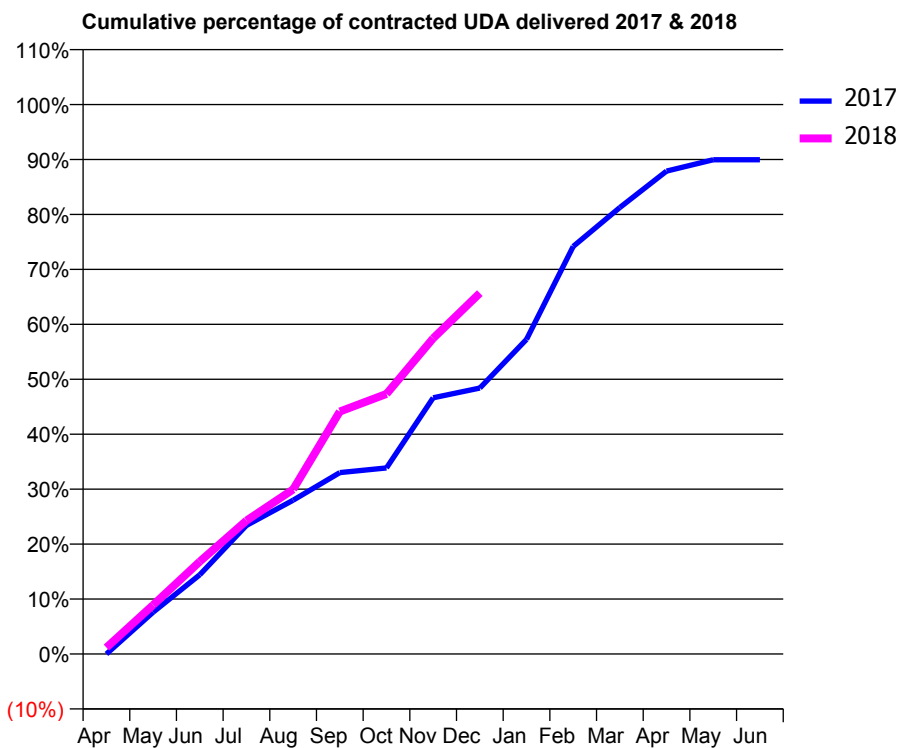
17/18 Contracted general activity (UDA)	1,282
Carry forward general activity (UDA)	0
17/18 Contracted orthodontic activity (UOA)	0
Carry forward orthodontic activity (UOA)	0
Baseline contract value	£36,013.02

ACCESS*

Patients seen in 24 months	Total	Change since previous quarter
Quarter ending December 2016	559	
Quarter ending March 2017	563	→
Quarter ending June 2017	588	↑
Quarter ending September 2017	582	↓
Quarter ending December 2017	580	→
Variance since December 2016	3.8%	↑



ACTIVITY



Month	Adjusted Scheduled Activity (UDA)	
	2017	2018
April	0	15
May	98	114
June	185	216
July	300	311
August	359	384
September	423	566
October	434	607
November	598	736
December	620	842
January	734	
February	951	
March	1,042	
April	1,127	
May	1,153	
June	1,153	

QUALITY

	Quantity	Base Number	Contract	AT	Region	England
% of FP17s for the same patient ID Re-attending within 3 months - Children	2	166	1.2%	10.2%	11.8%	12.0%
% of FP17s for the same patient ID Re-attending within 3 months - Adults	36	319	11.3%	13.4%	15.3%	15.9%
% of FP17s for the same patient ID Re-attending between 3 & 9 months - Children	80	166	48.2%	59.6%	59.1%	58.0%
% of FP17s for the same patient ID Re-attending between 3 & 9 months - Adults	98	319	30.7%	54.5%	51.5%	50.5%
% of FP17s for Band 1 Urgent Courses	75	429	17.5%	7.2%	8.0%	9.0%
% of FP17s Relating to Free Repair or Replacements	0	429	0.0%	0.9%	0.8%	0.8%
% of FP17s Relating to Continuations	0	429	0.0%	1.2%	1.1%	1.1%
% of Patients satisfied with the dentistry they have received	1	1	N/A	91.5%	91.6%	91.5%
% of Patients satisfied with the time they had to wait for an appointment	1	1	N/A	89.7%	88.3%	87.9%

* This is based on patients treated on this contract for their most recent course of treatment. Figures in italics indicate the base number of FP17s or Patient Questionnaire responses are less than 100. N/A is shown where the base number of responses is less than 10 during the period. % is calculated as Quantity/Base number*100

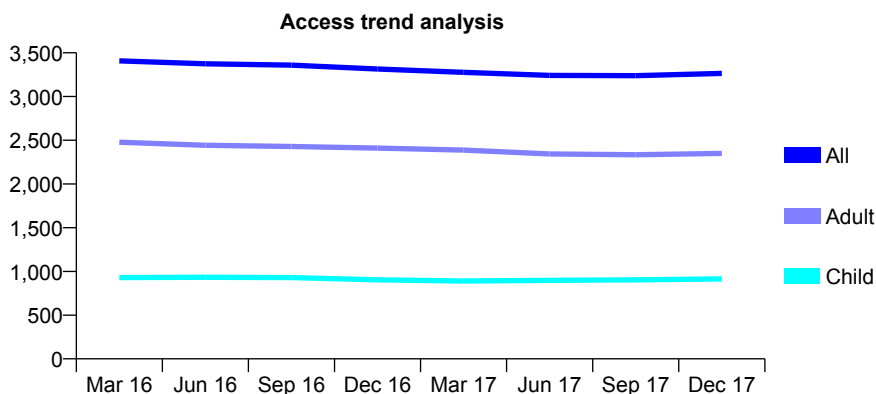
Q60 - Vital Signs At a Glance Contract Report for 661708/0002 - December 2017

Name or company name	MR HS BASRA
Contract type name	GDS Contract
Purpose of contract	General
Contract start date	01/12/2013
Contract end date	

17/18 Contracted general activity (UDA)	9,034
Carry forward general activity (UDA)	-140
17/18 Contracted orthodontic activity (UOA)	0
Carry forward orthodontic activity (UOA)	0
Baseline contract value	£191,554.57

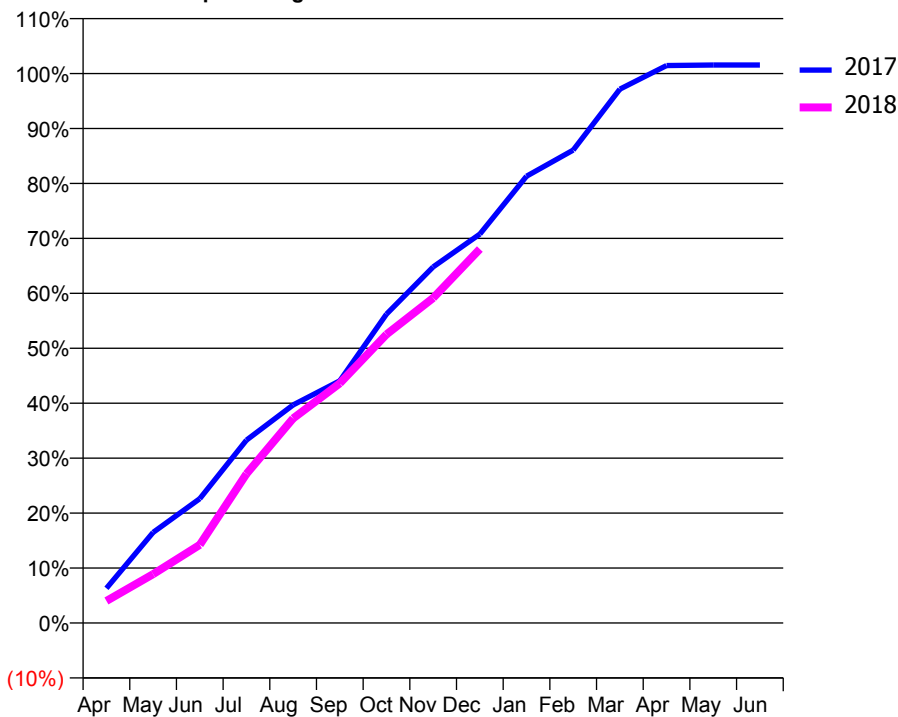
ACCESS*

Patients seen in 24 months	Total	Change since previous quarter
Quarter ending December 2016	3,314	
Quarter ending March 2017	3,277	↓
Quarter ending June 2017	3,242	↓
Quarter ending September 2017	3,238	→
Quarter ending December 2017	3,265	→
Variance since December 2016	(1.5%)	↓



ACTIVITY

Cumulative percentage of contracted UDA delivered 2017 & 2018



Month	Adjusted Scheduled Activity (UDA)	
	2017	2018
April	570	363
May	1,490	804
June	2,044	1,285
July	3,008	2,453
August	3,586	3,364
September	3,982	3,941
October	5,079	4,744
November	5,854	5,343
December	6,394	6,149
January	7,345	
February	7,776	
March	8,778	
April	9,166	
May	9,174	
June	9,174	

QUALITY

	Quantity	Base Number	Contract	AT	Region	England
% of FP17s for the same patient ID Re-attending within 3 months - Children	72	1,176	6.1%	10.2%	11.8%	12.0%
% of FP17s for the same patient ID Re-attending within 3 months - Adults	374	2,885	13.0%	13.4%	15.3%	15.9%
% of FP17s for the same patient ID Re-attending between 3 & 9 months - Children	801	1,176	68.1%	59.6%	59.1%	58.0%
% of FP17s for the same patient ID Re-attending between 3 & 9 months - Adults	1,987	2,885	68.9%	54.5%	51.5%	50.5%
% of FP17s for Band 1 Urgent Courses	255	3,828	6.7%	7.2%	8.0%	9.0%
% of FP17s Relating to Free Repair or Replacements	26	3,828	0.7%	0.9%	0.8%	0.8%
% of FP17s Relating to Continuations	63	3,828	1.6%	1.2%	1.1%	1.1%
% of Patients satisfied with the dentistry they have received	2	2	N/A	91.5%	91.6%	91.5%
% of Patients satisfied with the time they had to wait for an appointment	2	2	N/A	89.7%	88.3%	87.9%

* This is based on patients treated on this contract for their most recent course of treatment. Figures in italics indicate the base number of FP17s or Patient Questionnaire responses are less than 100. N/A is shown where the base number of responses is less than 10 during the period. % is calculated as Quantity/Base number*100

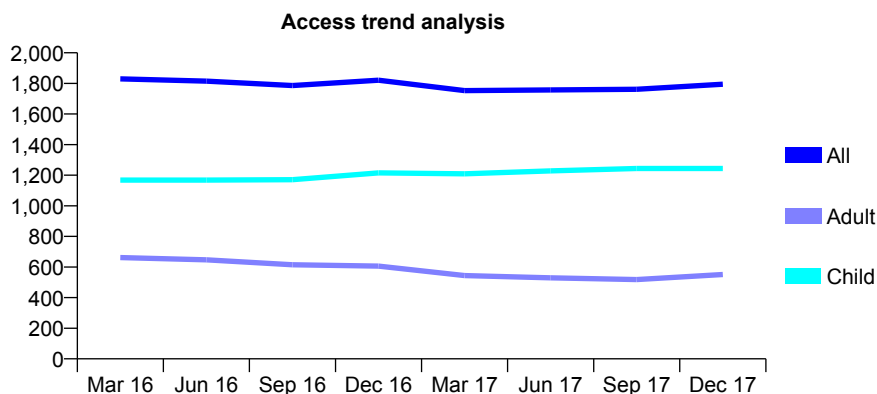
Q60 - Vital Signs At a Glance Contract Report for 670340/0002 - December 2017

Name or company name	MR LR SUMMERFIELD
Contract type name	GDS Contract
Purpose of contract	General
Contract start date	23/03/2009
Contract end date	

17/18 Contracted general activity (UDA)	6,000
Carry forward general activity (UDA)	220
17/18 Contracted orthodontic activity (UOA)	0
Carry forward orthodontic activity (UOA)	0
Baseline contract value	£161,859.40

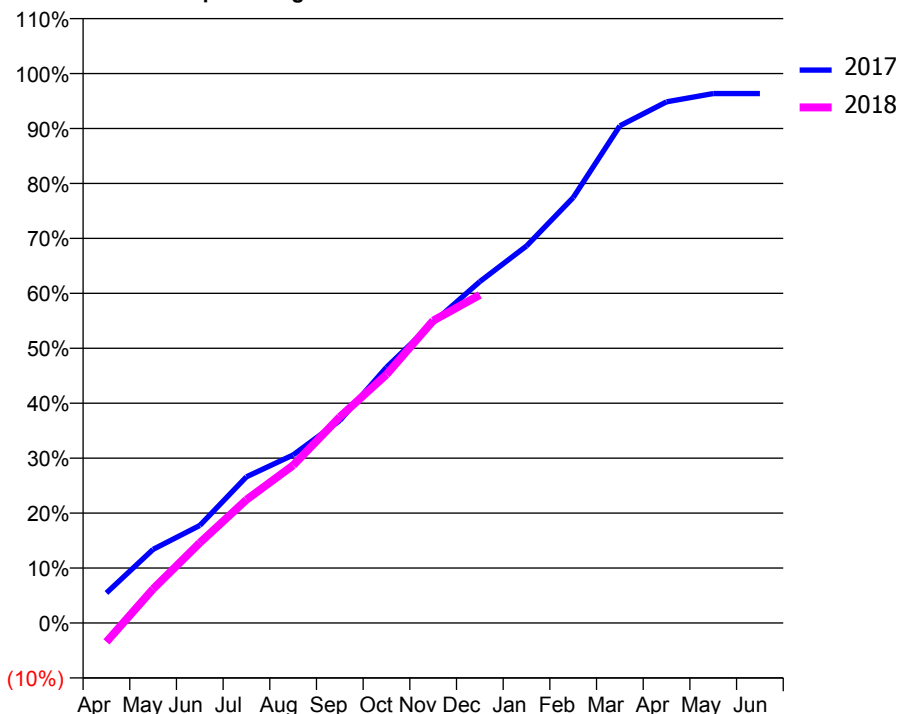
ACCESS*

Patients seen in 24 months	Total	Change since previous quarter
Quarter ending December 2016	1,821	
Quarter ending March 2017	1,753	↓
Quarter ending June 2017	1,757	→
Quarter ending September 2017	1,762	→
Quarter ending December 2017	1,795	→
Variance since December 2016	(1.4%)	↓



ACTIVITY

Cumulative percentage of contracted UDA delivered 2017 & 2018



Month	Adjusted Scheduled Activity (UDA)	
	2017	2018
April	328	-207
May	804	372
June	1,065	875
July	1,597	1,347
August	1,835	1,722
September	2,211	2,250
October	2,791	2,713
November	3,281	3,302
December	3,728	3,582
January	4,117	
February	4,646	
March	5,428	
April	5,690	
May	5,780	
June	5,780	

QUALITY

	Quantity	Base Number	Contract	AT	Region	England
% of FP17s for the same patient ID Re-attending within 3 months - Children	99	1,178	8.4%	10.2%	11.8%	12.0%
% of FP17s for the same patient ID Re-attending within 3 months - Adults	37	424	8.7%	13.4%	15.3%	15.9%
% of FP17s for the same patient ID Re-attending between 3 & 9 months - Children	537	1,178	45.6%	59.6%	59.1%	58.0%
% of FP17s for the same patient ID Re-attending between 3 & 9 months - Adults	191	424	45.0%	54.5%	51.5%	50.5%
% of FP17s for Band 1 Urgent Courses	26	1,530	1.7%	7.2%	8.0%	9.0%
% of FP17s Relating to Free Repair or Replacements	2	1,530	0.1%	0.9%	0.8%	0.8%
% of FP17s Relating to Continuations	0	1,530	0.0%	1.2%	1.1%	1.1%
% of Patients satisfied with the dentistry they have received	2	2	N/A	91.5%	91.6%	91.5%
% of Patients satisfied with the time they had to wait for an appointment	2	2	N/A	89.7%	88.3%	87.9%

* This is based on patients treated on this contract for their most recent course of treatment. Figures in italics indicate the base number of FP17s or Patient Questionnaire responses are less than 100. N/A is shown where the base number of responses is less than 10 during the period. % is calculated as Quantity/Base number*100

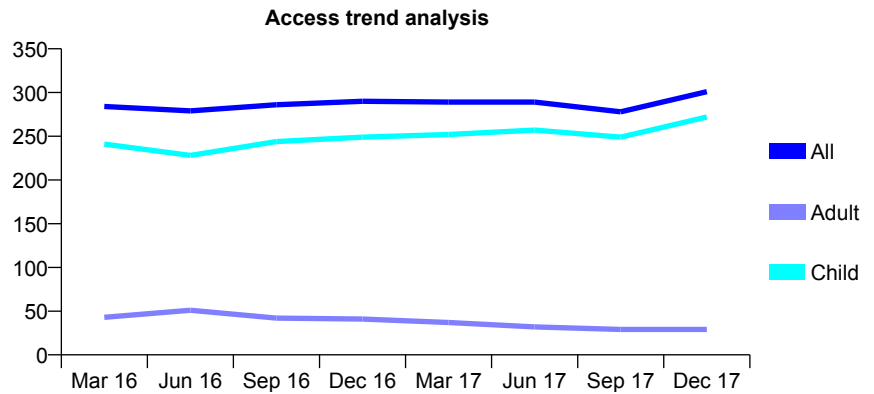
Q60 - Vital Signs At a Glance Contract Report for 676233/0001 - December 2017

Name or company name	MR NT JENKINS
Contract type name	GDS Contract
Purpose of contract	General
Contract start date	15/09/2006
Contract end date	

17/18 Contracted general activity (UDA)	829
Carry forward general activity (UDA)	0
17/18 Contracted orthodontic activity (UOA)	0
Carry forward orthodontic activity (UOA)	0
Baseline contract value	£19,153.72

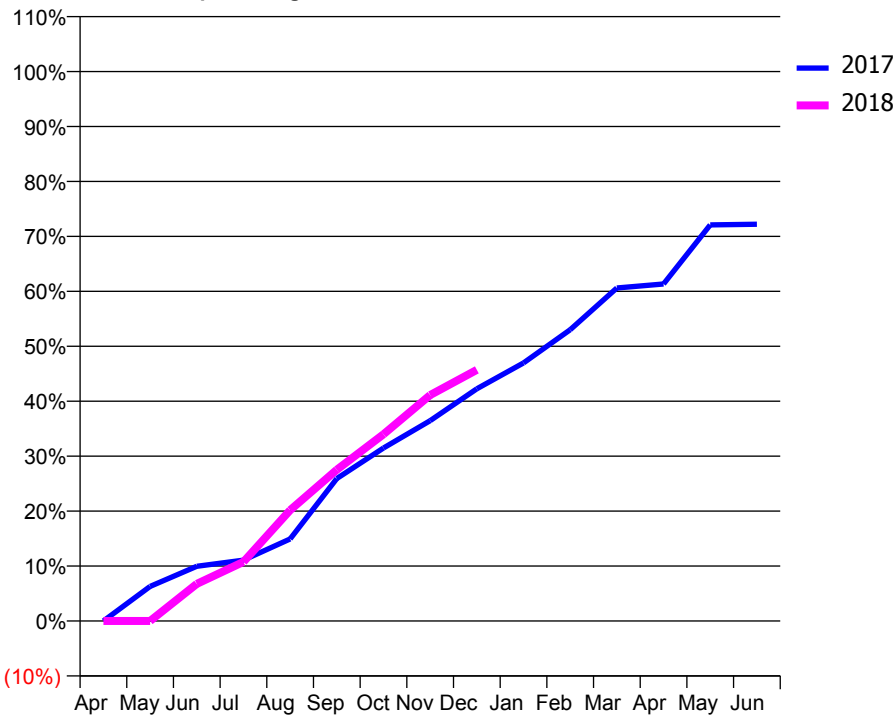
ACCESS*

Patients seen in 24 months	Total	Change since previous quarter
Quarter ending December 2016	290	
Quarter ending March 2017	289	→
Quarter ending June 2017	289	→
Quarter ending September 2017	278	↓
Quarter ending December 2017	301	↑
Variance since December 2016	3.8%	↑



ACTIVITY

Cumulative percentage of contracted UDA delivered 2017 & 2018



Month	Adjusted Scheduled Activity (UDA)	
	2017	2018
April	0	0
May	52	0
June	83	56
July	92	89
August	124	167
September	215	228
October	261	282
November	302	341
December	350	379
January	389	
February	439	
March	502	
April	508	
May	598	
June	599	

QUALITY

	Quantity	Base Number	Contract	AT	Region	England
% of FP17s for the same patient ID Re-attending within 3 months - Children	13	331	3.9%	10.2%	11.8%	12.0%
% of FP17s for the same patient ID Re-attending within 3 months - Adults	0	0	N/A	13.4%	15.3%	15.9%
% of FP17s for the same patient ID Re-attending between 3 & 9 months - Children	223	331	67.4%	59.6%	59.1%	58.0%
% of FP17s for the same patient ID Re-attending between 3 & 9 months - Adults	0	0	N/A	54.5%	51.5%	50.5%
% of FP17s for Band 1 Urgent Courses	5	273	1.8%	7.2%	8.0%	9.0%
% of FP17s Relating to Free Repair or Replacements	0	273	0.0%	0.9%	0.8%	0.8%
% of FP17s Relating to Continuations	0	273	0.0%	1.2%	1.1%	1.1%
% of Patients satisfied with the dentistry they have received	1	1	N/A	91.5%	91.6%	91.5%
% of Patients satisfied with the time they had to wait for an appointment	1	1	N/A	89.7%	88.3%	87.9%

* This is based on patients treated on this contract for their most recent course of treatment. Figures in italics indicate the base number of FP17s or Patient Questionnaire responses are less than 100. N/A is shown where the base number of responses is less than 10 during the period. % is calculated as Quantity/Base number*100

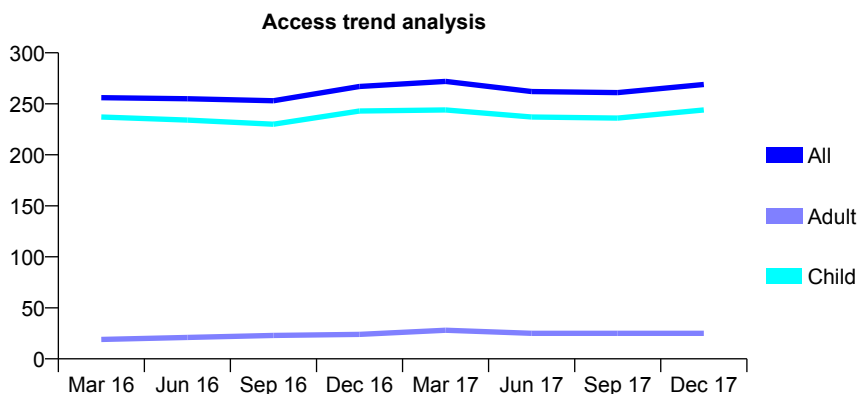
Q60 - Vital Signs At a Glance Contract Report for 679933/0001 - December 2017

Name or company name	MR CE BROOME
Contract type name	GDS Contract
Purpose of contract	General
Contract start date	01/04/2006
Contract end date	

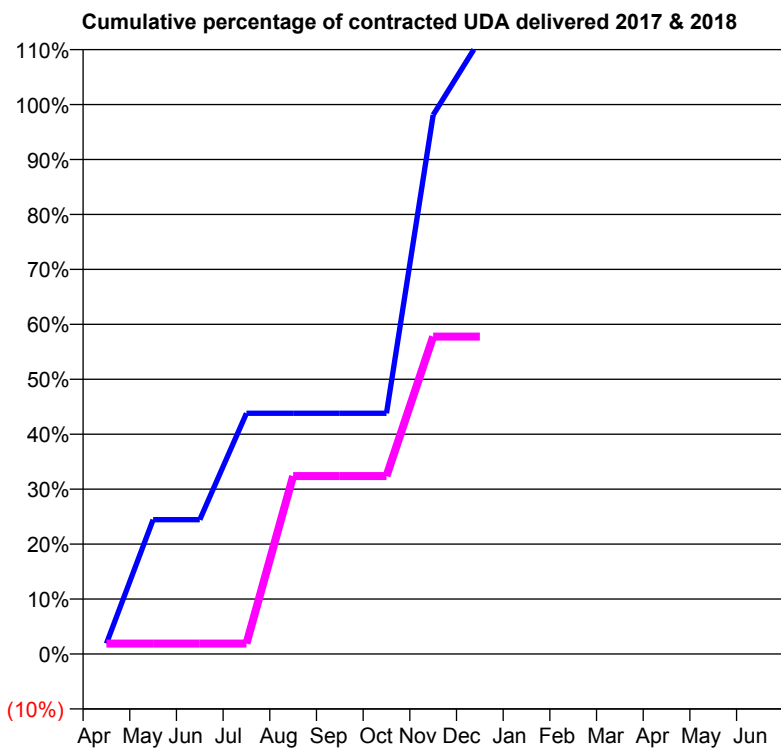
17/18 Contracted general activity (UDA)	315
Carry forward general activity (UDA)	-6
17/18 Contracted orthodontic activity (UOA)	0
Carry forward orthodontic activity (UOA)	0
Baseline contract value	£7,937.85

ACCESS*

Patients seen in 24 months	Total	Change since previous quarter
Quarter ending December 2016	267	
Quarter ending March 2017	272	→
Quarter ending June 2017	262	↓
Quarter ending September 2017	261	→
Quarter ending December 2017	269	↑
Variance since December 2016	0.7%	→



ACTIVITY



Month	Adjusted Scheduled Activity (UDA)	
	2017	2018
April	6	6
May	77	6
June	77	6
July	138	6
August	138	102
September	138	102
October	138	102
November	309	182
December	352	182
January	408	
February	408	
March	408	
April	526	
May	526	
June	526	

QUALITY

	Quantity	Base Number	Contract	AT	Region	England
% of FP17s for the same patient ID Re-attending within 3 months - Children	5	338	1.5%	10.2%	11.8%	12.0%
% of FP17s for the same patient ID Re-attending within 3 months - Adults	0	0	N/A	13.4%	15.3%	15.9%
% of FP17s for the same patient ID Re-attending between 3 & 9 months - Children	253	338	74.9%	59.6%	59.1%	58.0%
% of FP17s for the same patient ID Re-attending between 3 & 9 months - Adults	0	0	N/A	54.5%	51.5%	50.5%
% of FP17s for Band 1 Urgent Courses	0	248	0.0%	7.2%	8.0%	9.0%
% of FP17s Relating to Free Repair or Replacements	0	248	0.0%	0.9%	0.8%	0.8%
% of FP17s Relating to Continuations	0	248	0.0%	1.2%	1.1%	1.1%
% of Patients satisfied with the dentistry they have received	0	0	N/A	91.5%	91.6%	91.5%
% of Patients satisfied with the time they had to wait for an appointment	0	0	N/A	89.7%	88.3%	87.9%

* This is based on patients treated on this contract for their most recent course of treatment. Figures in italics indicate the base number of FP17s or Patient Questionnaire responses are less than 100. N/A is shown where the base number of responses is less than 10 during the period. % is calculated as Quantity/Base number*100

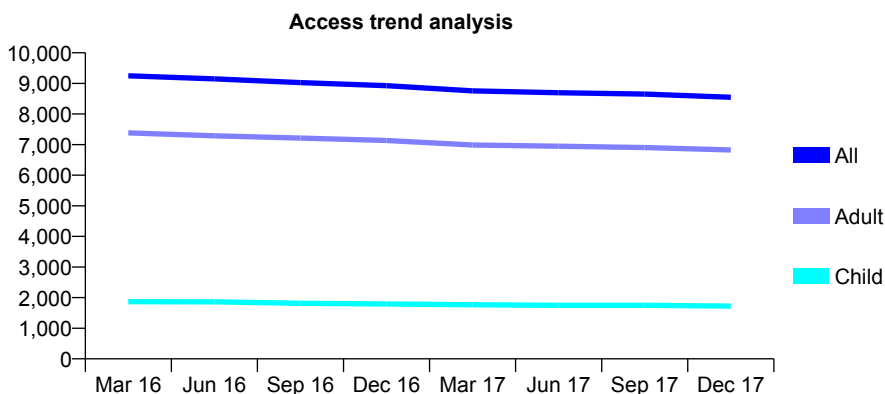
Q60 - Vital Signs At a Glance Contract Report for 680311/0001 - December 2017

Name or company name	MR D SINGH
Contract type name	GDS Contract
Purpose of contract	General
Contract start date	01/04/2006
Contract end date	

17/18 Contracted general activity (UDA)	25,500
Carry forward general activity (UDA)	132
17/18 Contracted orthodontic activity (UOA)	0
Carry forward orthodontic activity (UOA)	0
Baseline contract value	£622,356.25

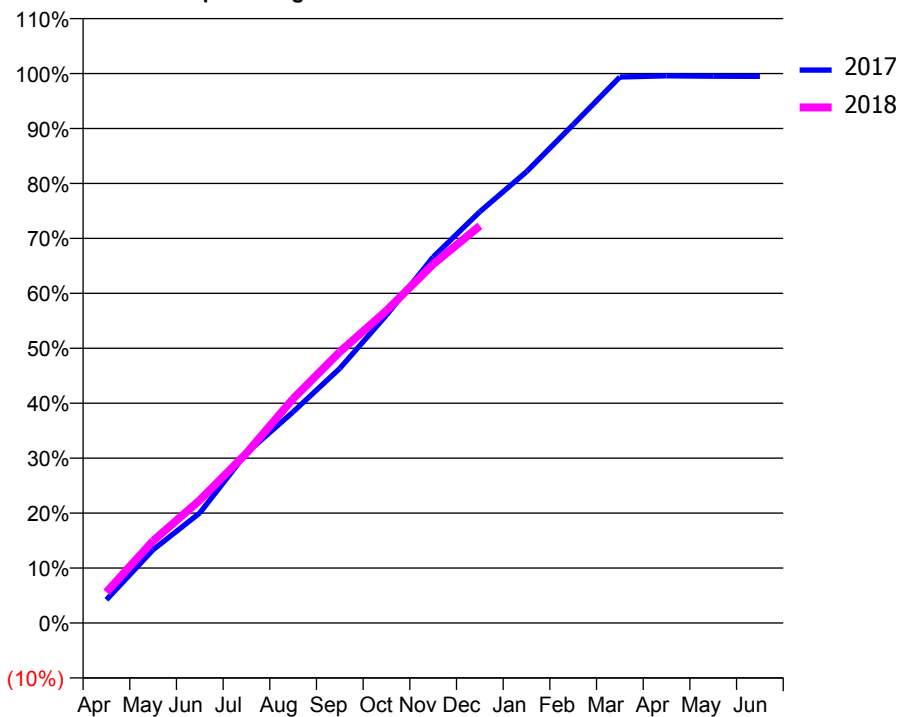
ACCESS*

Patients seen in 24 months	Total	Change since previous quarter
Quarter ending December 2016	8,928	
Quarter ending March 2017	8,754	↓
Quarter ending June 2017	8,695	→
Quarter ending September 2017	8,652	→
Quarter ending December 2017	8,549	↓
Variance since December 2016	(4.2%)	↓



ACTIVITY

Cumulative percentage of contracted UDA delivered 2017 & 2018



Month	Adjusted Scheduled Activity (UDA)	
	2017	2018
April	1,078	1,432
May	3,401	3,817
June	5,111	5,705
July	7,889	7,881
August	9,801	10,414
September	11,816	12,580
October	14,292	14,495
November	16,980	16,646
December	19,085	18,433
January	20,943	
February	23,126	
March	25,339	
April	25,393	
May	25,373	
June	25,368	

QUALITY

	Quantity	Base Number	Contract	AT	Region	England
% of FP17s for the same patient ID Re-attending within 3 months - Children	201	2,036	9.9%	10.2%	11.8%	12.0%
% of FP17s for the same patient ID Re-attending within 3 months - Adults	1,095	7,308	15.0%	13.4%	15.3%	15.9%
% of FP17s for the same patient ID Re-attending between 3 & 9 months - Children	1,322	2,036	64.9%	59.6%	59.1%	58.0%
% of FP17s for the same patient ID Re-attending between 3 & 9 months - Adults	4,392	7,308	60.1%	54.5%	51.5%	50.5%
% of FP17s for Band 1 Urgent Courses	619	8,898	7.0%	7.2%	8.0%	9.0%
% of FP17s Relating to Free Repair or Replacements	132	8,898	1.5%	0.9%	0.8%	0.8%
% of FP17s Relating to Continuations	61	8,898	0.7%	1.2%	1.1%	1.1%
% of Patients satisfied with the dentistry they have received	24	25	96.0%	91.5%	91.6%	91.5%
% of Patients satisfied with the time they had to wait for an appointment	22	25	88.0%	89.7%	88.3%	87.9%

* This is based on patients treated on this contract for their most recent course of treatment. Figures in italics indicate the base number of FP17s or Patient Questionnaire responses are less than 100. N/A is shown where the base number of responses is less than 10 during the period. % is calculated as Quantity/Base number*100

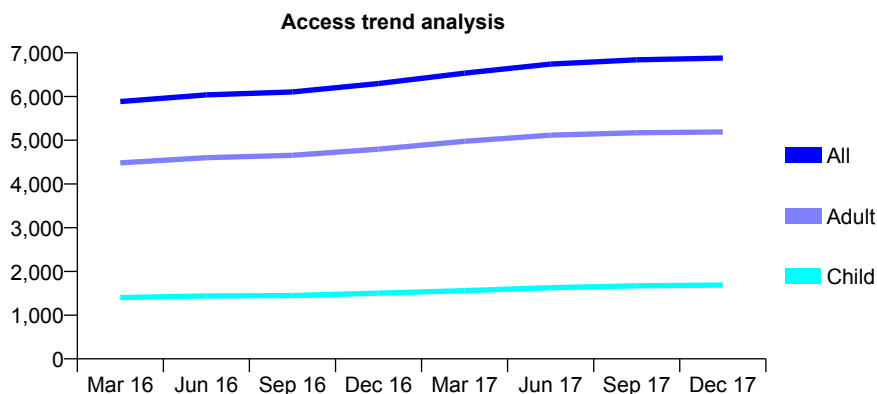
Q60 - Vital Signs At a Glance Contract Report for 680311/0002 - December 2017

Name or company name	MR D SINGH
Contract type name	PDS Plus Contract
Purpose of contract	General
Contract start date	01/10/2010
Contract end date	30/09/2020

17/18 Contracted general activity (UDA)	23,867
Carry forward general activity (UDA)	942
17/18 Contracted orthodontic activity (UOA)	0
Carry forward orthodontic activity (UOA)	0
Baseline contract value	£598,554.55

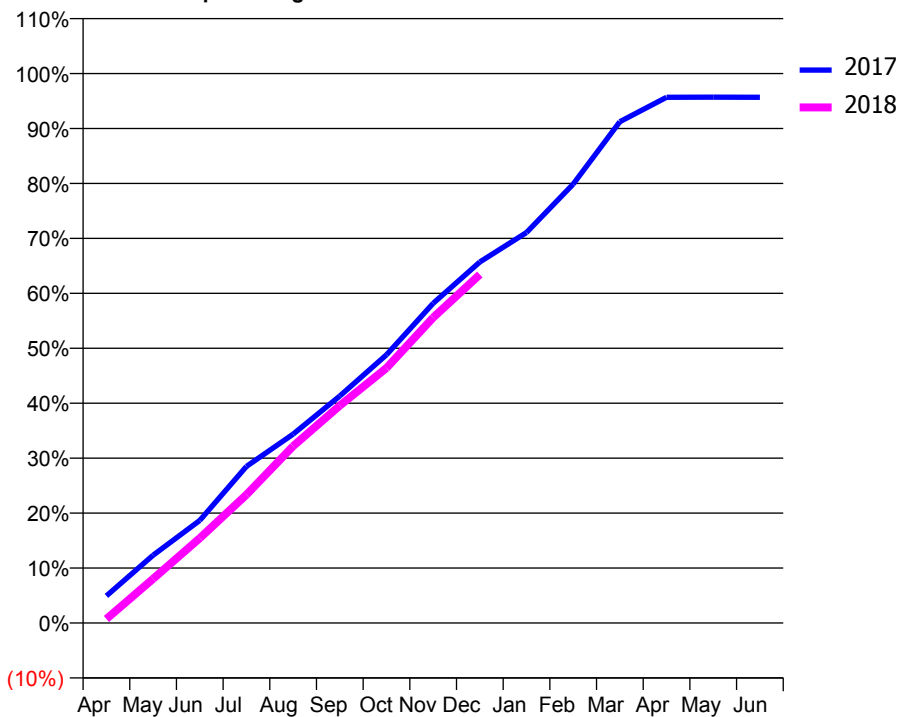
ACCESS*

Patients seen in 24 months	Total	Change since previous quarter
Quarter ending December 2016	6,296	
Quarter ending March 2017	6,535	↑
Quarter ending June 2017	6,742	↑
Quarter ending September 2017	6,841	→
Quarter ending December 2017	6,879	→
Variance since December 2016	9.3%	↑



ACTIVITY

Cumulative percentage of contracted UDA delivered 2017 & 2018



Month	Adjusted Scheduled Activity (UDA)	
	2017	2018
April	1,177	177
May	2,944	1,923
June	4,460	3,687
July	6,801	5,575
August	8,201	7,686
September	9,860	9,445
October	11,650	11,076
November	13,884	13,269
December	15,682	15,139
January	16,964	
February	19,064	
March	21,774	
April	22,835	
May	22,838	
June	22,834	

QUALITY

	Quantity	Base Number	Contract	AT	Region	England
% of FP17s for the same patient ID Re-attending within 3 months - Children	329	2,628	12.5%	10.2%	11.8%	12.0%
% of FP17s for the same patient ID Re-attending within 3 months - Adults	661	5,669	11.7%	13.4%	15.3%	15.9%
% of FP17s for the same patient ID Re-attending between 3 & 9 months - Children	1,833	2,628	69.7%	59.6%	59.1%	58.0%
% of FP17s for the same patient ID Re-attending between 3 & 9 months - Adults	3,556	5,669	62.7%	54.5%	51.5%	50.5%
% of FP17s for Band 1 Urgent Courses	344	7,860	4.4%	7.2%	8.0%	9.0%
% of FP17s Relating to Free Repair or Replacements	124	7,860	1.6%	0.9%	0.8%	0.8%
% of FP17s Relating to Continuations	53	7,860	0.7%	1.2%	1.1%	1.1%
% of Patients satisfied with the dentistry they have received	9	10	90.0%	91.5%	91.6%	91.5%
% of Patients satisfied with the time they had to wait for an appointment	7	10	70.0%	89.7%	88.3%	87.9%

* This is based on patients treated on this contract for their most recent course of treatment. Figures in italics indicate the base number of FP17s or Patient Questionnaire responses are less than 100. N/A is shown where the base number of responses is less than 10 during the period. % is calculated as Quantity/Base number*100

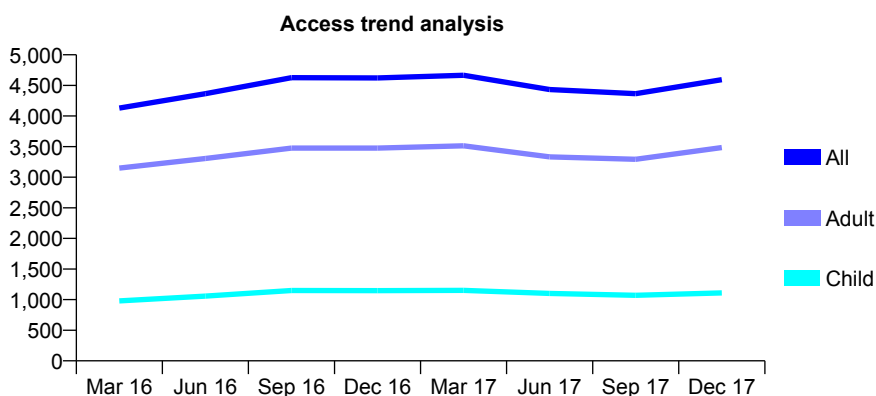
Q60 - Vital Signs At a Glance Contract Report for 682365/0010 - December 2017

Name or company name	MR QM JAFFRI
Contract type name	GDS Contract
Purpose of contract	General
Contract start date	01/03/2011
Contract end date	

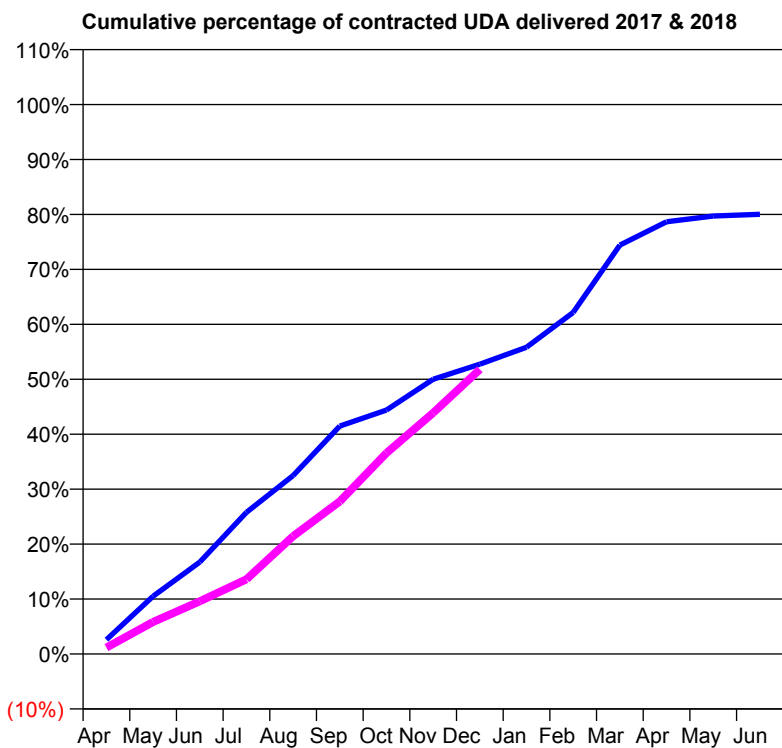
17/18 Contracted general activity (UDA)	15,480
Carry forward general activity (UDA)	0
17/18 Contracted orthodontic activity (UOA)	0
Carry forward orthodontic activity (UOA)	0
Baseline contract value	£417,257.58

ACCESS*

Patients seen in 24 months	Total	Change since previous quarter
Quarter ending December 2016	4,623	
Quarter ending March 2017	4,665	→
Quarter ending June 2017	4,433	↓
Quarter ending September 2017	4,364	↓
Quarter ending December 2017	4,594	↑
Variance since December 2016	(0.6%)	→



ACTIVITY



Month	Adjusted Scheduled Activity (UDA)	
	2017	2018
April	404	181
May	1,630	905
June	2,590	1,487
July	3,992	2,104
August	5,030	3,320
September	6,422	4,298
October	6,874	5,663
November	7,742	6,793
December	8,167	8,018
January	8,643	
February	9,622	
March	11,521	
April	12,178	
May	12,340	
June	12,387	

QUALITY

	Quantity	Base Number	Contract	AT	Region	England
% of FP17s for the same patient ID Re-attending within 3 months - Children	105	1,166	9.0%	10.2%	11.8%	12.0%
% of FP17s for the same patient ID Re-attending within 3 months - Adults	371	3,311	11.2%	13.4%	15.3%	15.9%
% of FP17s for the same patient ID Re-attending between 3 & 9 months - Children	606	1,166	52.0%	59.6%	59.1%	58.0%
% of FP17s for the same patient ID Re-attending between 3 & 9 months - Adults	1,661	3,311	50.2%	54.5%	51.5%	50.5%
% of FP17s for Band 1 Urgent Courses	310	4,090	7.6%	7.2%	8.0%	9.0%
% of FP17s Relating to Free Repair or Replacements	31	4,090	0.8%	0.9%	0.8%	0.8%
% of FP17s Relating to Continuations	20	4,090	0.5%	1.2%	1.1%	1.1%
% of Patients satisfied with the dentistry they have received	6	7	N/A	91.5%	91.6%	91.5%
% of Patients satisfied with the time they had to wait for an appointment	6	7	N/A	89.7%	88.3%	87.9%

* This is based on patients treated on this contract for their most recent course of treatment. Figures in italics indicate the base number of FP17s or Patient Questionnaire responses are less than 100. N/A is shown where the base number of responses is less than 10 during the period. % is calculated as Quantity/Base number*100

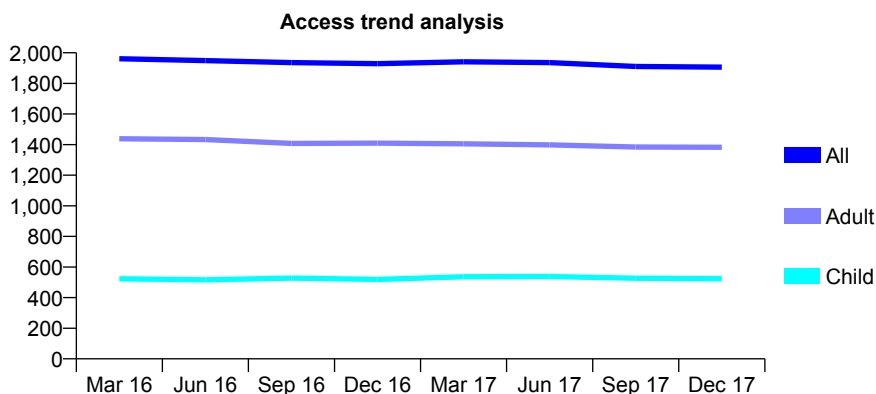
Q60 - Vital Signs At a Glance Contract Report for 690872/0001 - December 2017

Name or company name	MR NS RAI
Contract type name	GDS Contract
Purpose of contract	General
Contract start date	04/09/2006
Contract end date	

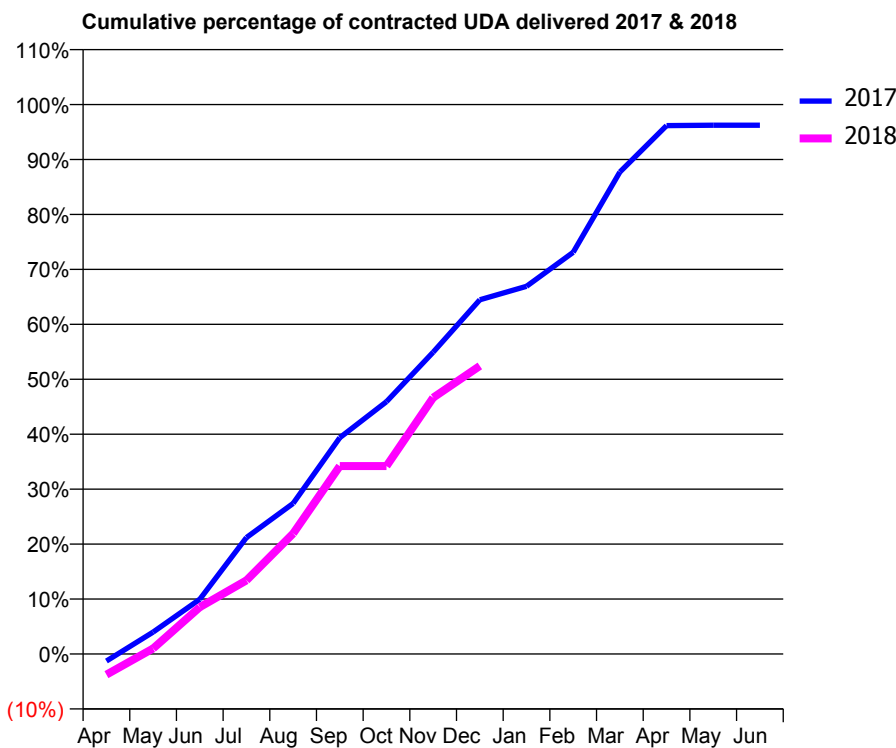
17/18 Contracted general activity (UDA)	7,200
Carry forward general activity (UDA)	272
17/18 Contracted orthodontic activity (UOA)	0
Carry forward orthodontic activity (UOA)	0
Baseline contract value	£177,544.35

ACCESS*

Patients seen in 24 months	Total	Change since previous quarter
Quarter ending December 2016	1,929	
Quarter ending March 2017	1,941	→
Quarter ending June 2017	1,936	→
Quarter ending September 2017	1,911	↓
Quarter ending December 2017	1,906	→
Variance since December 2016	(1.2%)	↓



ACTIVITY



Month	Adjusted Scheduled Activity (UDA)	
	2017	2018
April	-93	-272
May	288	73
June	717	614
July	1,526	965
August	1,974	1,578
September	2,835	2,463
October	3,307	2,463
November	3,954	3,359
December	4,641	3,774
January	4,817	
February	5,264	
March	6,316	
April	6,923	
May	6,928	
June	6,928	

QUALITY

	Quantity	Base Number	Contract	AT	Region	England
% of FP17s for the same patient ID Re-attending within 3 months - Children	45	487	9.2%	10.2%	11.8%	12.0%
% of FP17s for the same patient ID Re-attending within 3 months - Adults	169	1,257	13.4%	13.4%	15.3%	15.9%
% of FP17s for the same patient ID Re-attending between 3 & 9 months - Children	282	487	57.9%	59.6%	59.1%	58.0%
% of FP17s for the same patient ID Re-attending between 3 & 9 months - Adults	649	1,257	51.6%	54.5%	51.5%	50.5%
% of FP17s for Band 1 Urgent Courses	125	1,531	8.2%	7.2%	8.0%	9.0%
% of FP17s Relating to Free Repair or Replacements	19	1,531	1.2%	0.9%	0.8%	0.8%
% of FP17s Relating to Continuations	27	1,531	1.8%	1.2%	1.1%	1.1%
% of Patients satisfied with the dentistry they have received	3	4	N/A	91.5%	91.6%	91.5%
% of Patients satisfied with the time they had to wait for an appointment	4	4	N/A	89.7%	88.3%	87.9%

* This is based on patients treated on this contract for their most recent course of treatment. Figures in italics indicate the base number of FP17s or Patient Questionnaire responses are less than 100. N/A is shown where the base number of responses is less than 10 during the period. % is calculated as Quantity/Base number*100

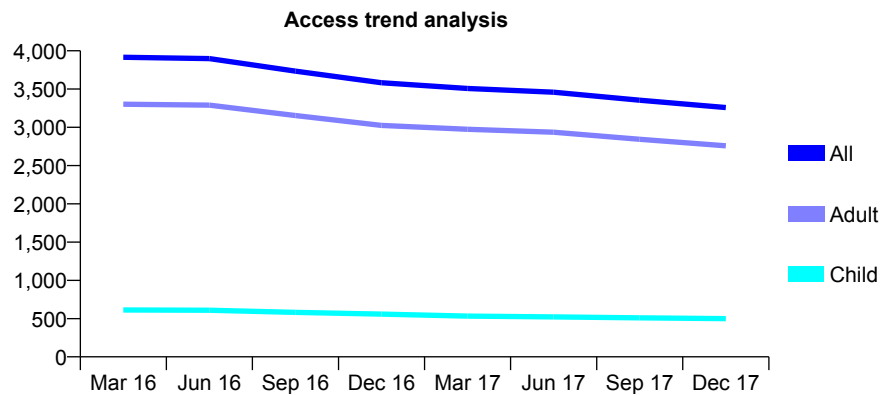
Q60 - Vital Signs At a Glance Contract Report for 713864/0001 - December 2017

Name or company name	MR VK TOORAY
Contract type name	GDS Contract
Purpose of contract	General
Contract start date	01/06/2014
Contract end date	

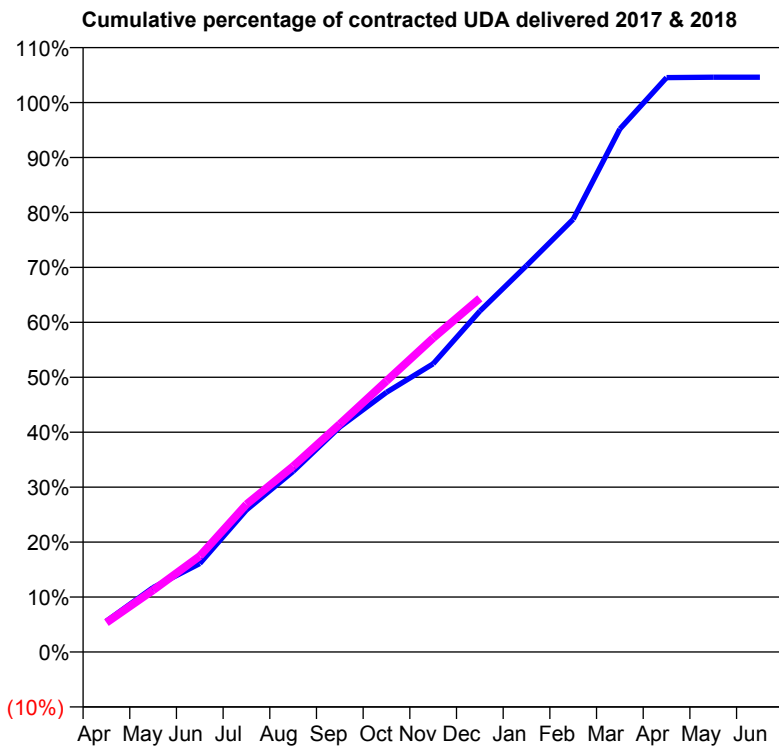
17/18 Contracted general activity (UDA)	12,058
Carry forward general activity (UDA)	-241
17/18 Contracted orthodontic activity (UOA)	0
Carry forward orthodontic activity (UOA)	0
Baseline contract value	£227,292.63

ACCESS*

Patients seen in 24 months	Total	Change since previous quarter
Quarter ending December 2016	3,583	
Quarter ending March 2017	3,507	↓
Quarter ending June 2017	3,458	↓
Quarter ending September 2017	3,354	↓
Quarter ending December 2017	3,258	↓
Variance since December 2016	(9.1%)	↓



ACTIVITY



Month	Adjusted Scheduled Activity (UDA)	
	2017	2018
April	677	647
May	1,415	1,358
June	1,941	2,105
July	3,118	3,241
August	3,962	4,074
September	4,939	5,001
October	5,698	5,947
November	6,326	6,889
December	7,480	7,762
January	8,479	
February	9,498	
March	11,477	
April	12,605	
May	12,612	
June	12,613	

QUALITY

	Quantity	Base Number	Contract	AT	Region	England
% of FP17s for the same patient ID Re-attending within 3 months - Children	32	580	5.5%	10.2%	11.8%	12.0%
% of FP17s for the same patient ID Re-attending within 3 months - Adults	394	3,115	12.6%	13.4%	15.3%	15.9%
% of FP17s for the same patient ID Re-attending between 3 & 9 months - Children	358	580	61.7%	59.6%	59.1%	58.0%
% of FP17s for the same patient ID Re-attending between 3 & 9 months - Adults	2,061	3,115	66.2%	54.5%	51.5%	50.5%
% of FP17s for Band 1 Urgent Courses	292	3,436	8.5%	7.2%	8.0%	9.0%
% of FP17s Relating to Free Repair or Replacements	3	3,436	0.1%	0.9%	0.8%	0.8%
% of FP17s Relating to Continuations	48	3,436	1.4%	1.2%	1.1%	1.1%
% of Patients satisfied with the dentistry they have received	11	14	78.6%	91.5%	91.6%	91.5%
% of Patients satisfied with the time they had to wait for an appointment	10	14	71.4%	89.7%	88.3%	87.9%

* This is based on patients treated on this contract for their most recent course of treatment. Figures in italics indicate the base number of FP17s or Patient Questionnaire responses are less than 100. N/A is shown where the base number of responses is less than 10 during the period. % is calculated as Quantity/Base number*100

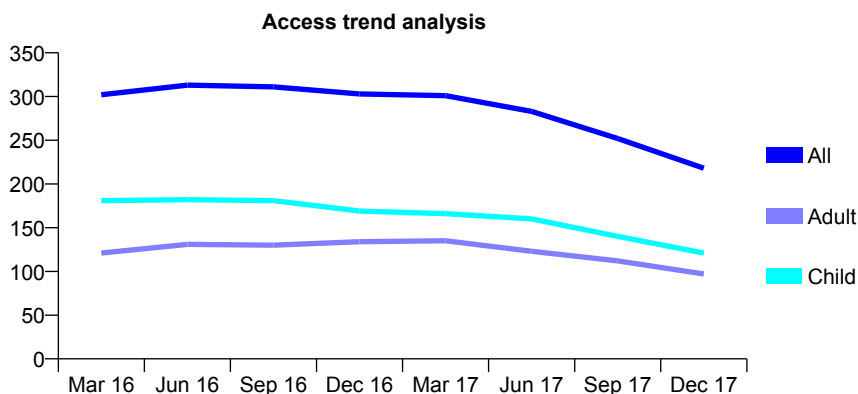
Q60 - Vital Signs At a Glance Contract Report for 724149/0003 - December 2017

Name or company name	MR RJ GATENBY
Contract type name	GDS Contract
Purpose of contract	General and Orthodontic
Contract start date	21/09/2009
Contract end date	31/07/2017

17/18 Contracted general activity (UDA)	554
Carry forward general activity (UDA)	0
17/18 Contracted orthodontic activity (UOA)	110
Carry forward orthodontic activity (UOA)	0
Baseline contract value	£23,561.43

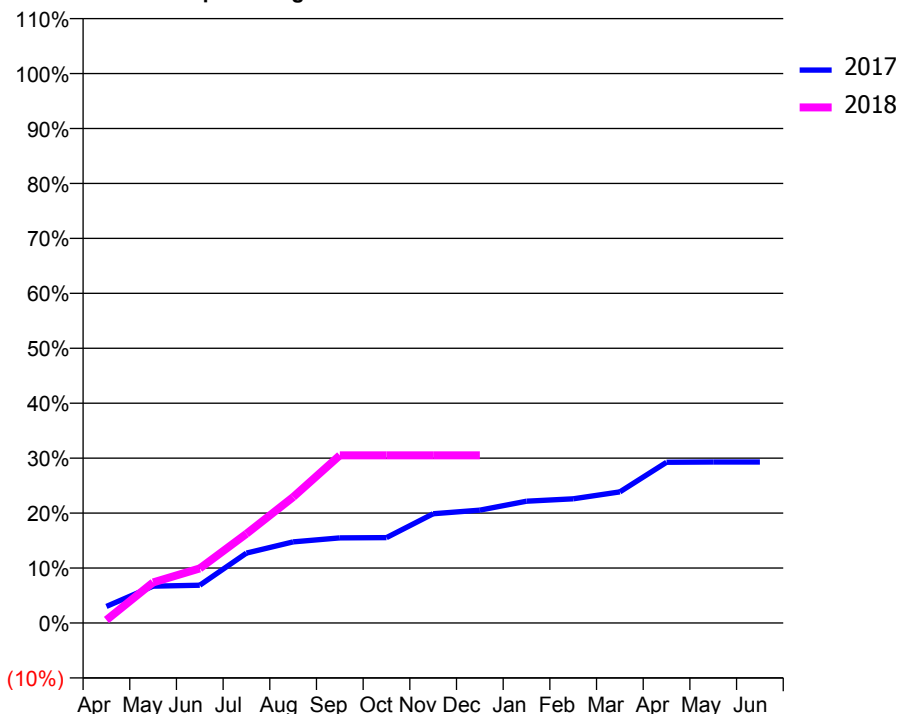
ACCESS*

Patients seen in 24 months	Total	Change since previous quarter
Quarter ending December 2016	303	
Quarter ending March 2017	301	→
Quarter ending June 2017	283	↓
Quarter ending September 2017	252	↓
Quarter ending December 2017	218	↓
Variance since December 2016	(28.1%)	↓



ACTIVITY

Cumulative percentage of contracted UDA delivered 2017 & 2018



Month	Adjusted Scheduled Activity (UDA)	
	2017	2018
April	50	3
May	111	41
June	114	55
July	211	90
August	245	127
September	257	169
October	258	169
November	330	169
December	341	169
January	369	
February	376	
March	397	
April	486	
May	487	
June	487	

QUALITY

	Quantity	Base Number	Contract	AT	Region	England
% of FP17s for the same patient ID Re-attending within 3 months - Children	12	109	11.0%	10.2%	11.8%	12.0%
% of FP17s for the same patient ID Re-attending within 3 months - Adults	0	24	0.0%	13.4%	15.3%	15.9%
% of FP17s for the same patient ID Re-attending between 3 & 9 months - Children	34	109	31.2%	59.6%	59.1%	58.0%
% of FP17s for the same patient ID Re-attending between 3 & 9 months - Adults	4	24	16.7%	54.5%	51.5%	50.5%
% of FP17s for Band 1 Urgent Courses	0	81	0.0%	7.2%	8.0%	9.0%
% of FP17s Relating to Free Repair or Replacements	0	81	0.0%	0.9%	0.8%	0.8%
% of FP17s Relating to Continuations	1	81	1.2%	1.2%	1.1%	1.1%
% of Patients satisfied with the dentistry they have received	0	0	N/A	91.5%	91.6%	91.5%
% of Patients satisfied with the time they had to wait for an appointment	0	0	N/A	89.7%	88.3%	87.9%

* This is based on patients treated on this contract for their most recent course of treatment. Figures in italics indicate the base number of FP17s or Patient Questionnaire responses are less than 100. N/A is shown where the base number of responses is less than 10 during the period. % is calculated as Quantity/Base number*100

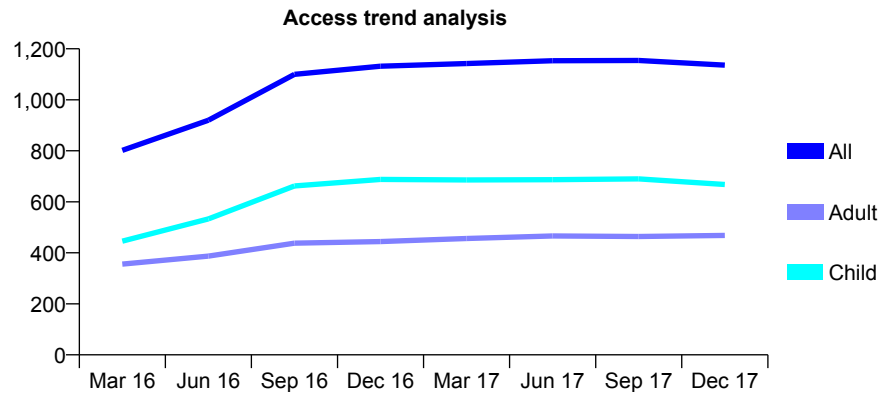
Q60 - Vital Signs At a Glance Contract Report for 725315/0001 - December 2017

Name or company name	MR IK JARRETT
Contract type name	GDS Contract
Purpose of contract	General
Contract start date	01/04/2006
Contract end date	

17/18 Contracted general activity (UDA)	4,451
Carry forward general activity (UDA)	0
17/18 Contracted orthodontic activity (UOA)	0
Carry forward orthodontic activity (UOA)	0
Baseline contract value	£94,888.01

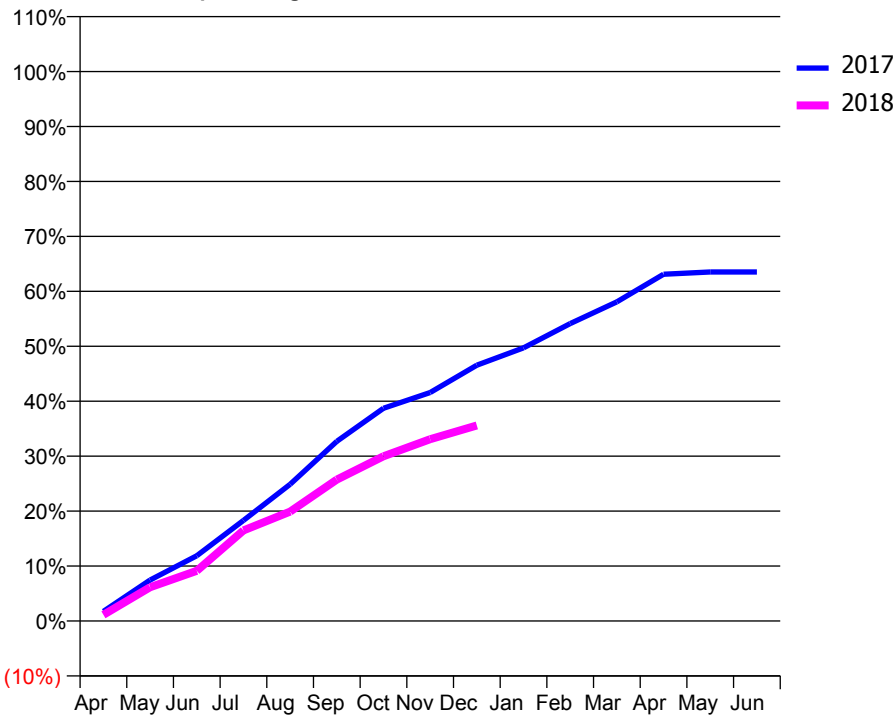
ACCESS*

Patients seen in 24 months	Total	Change since previous quarter
Quarter ending December 2016	1,132	
Quarter ending March 2017	1,142	→
Quarter ending June 2017	1,153	→
Quarter ending September 2017	1,154	→
Quarter ending December 2017	1,136	↓
Variance since December 2016	0.4%	→



ACTIVITY

Cumulative percentage of contracted UDA delivered 2017 & 2018



Month	Adjusted Scheduled Activity (UDA)	
	2017	2018
April	78	50
May	332	274
June	528	407
July	815	734
August	1,108	886
September	1,456	1,146
October	1,723	1,334
November	1,851	1,473
December	2,073	1,584
January	2,213	
February	2,409	
March	2,585	
April	2,809	
May	2,827	
June	2,827	

QUALITY

	Quantity	Base Number	Contract	AT	Region	England
% of FP17s for the same patient ID Re-attending within 3 months - Children	36	737	4.9%	10.2%	11.8%	12.0%
% of FP17s for the same patient ID Re-attending within 3 months - Adults	56	404	13.9%	13.4%	15.3%	15.9%
% of FP17s for the same patient ID Re-attending between 3 & 9 months - Children	473	737	64.2%	59.6%	59.1%	58.0%
% of FP17s for the same patient ID Re-attending between 3 & 9 months - Adults	231	404	57.2%	54.5%	51.5%	50.5%
% of FP17s for Band 1 Urgent Courses	26	1,018	2.6%	7.2%	8.0%	9.0%
% of FP17s Relating to Free Repair or Replacements	0	1,018	0.0%	0.9%	0.8%	0.8%
% of FP17s Relating to Continuations	0	1,018	0.0%	1.2%	1.1%	1.1%
% of Patients satisfied with the dentistry they have received	1	1	N/A	91.5%	91.6%	91.5%
% of Patients satisfied with the time they had to wait for an appointment	1	1	N/A	89.7%	88.3%	87.9%

* This is based on patients treated on this contract for their most recent course of treatment. Figures in italics indicate the base number of FP17s or Patient Questionnaire responses are less than 100. N/A is shown where the base number of responses is less than 10 during the period. % is calculated as Quantity/Base number*100

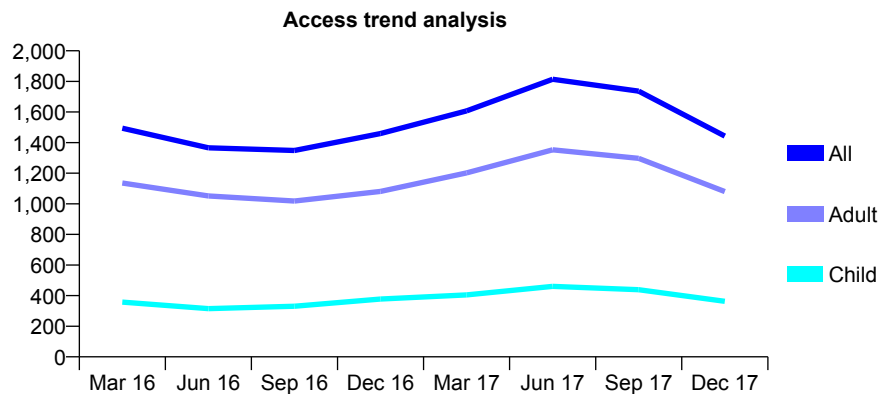
Q60 - Vital Signs At a Glance Contract Report for 725447/0001 - December 2017

Name or company name	MR PJ MIDDLETON
Contract type name	GDS Contract
Purpose of contract	General
Contract start date	01/04/2006
Contract end date	

17/18 Contracted general activity (UDA)	3,956
Carry forward general activity (UDA)	28
17/18 Contracted orthodontic activity (UOA)	0
Carry forward orthodontic activity (UOA)	0
Baseline contract value	£97,234.67

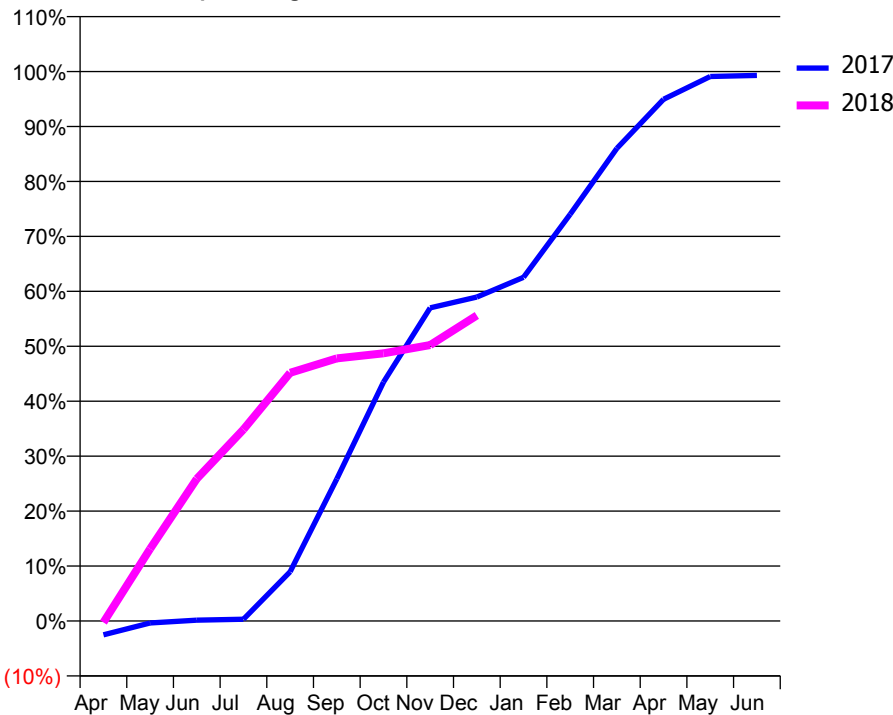
ACCESS*

Patients seen in 24 months	Total	Change since previous quarter
Quarter ending December 2016	1,459	
Quarter ending March 2017	1,607	↑
Quarter ending June 2017	1,814	↑
Quarter ending September 2017	1,736	↓
Quarter ending December 2017	1,443	↓
Variance since December 2016	(1.1%)	↓



ACTIVITY

Cumulative percentage of contracted UDA delivered 2017 & 2018



Month	Adjusted Scheduled Activity (UDA)	
	2017	2018
April	-100	-11
May	-15	519
June	6	1,023
July	13	1,379
August	354	1,787
September	1,023	1,891
October	1,720	1,927
November	2,255	1,987
December	2,332	2,200
January	2,474	
February	2,928	
March	3,402	
April	3,756	
May	3,920	
June	3,928	

QUALITY

	Quantity	Base Number	Contract	AT	Region	England
% of FP17s for the same patient ID Re-attending within 3 months - Children	17	347	4.9%	10.2%	11.8%	12.0%
% of FP17s for the same patient ID Re-attending within 3 months - Adults	114	1,035	11.0%	13.4%	15.3%	15.9%
% of FP17s for the same patient ID Re-attending between 3 & 9 months - Children	122	347	35.2%	59.6%	59.1%	58.0%
% of FP17s for the same patient ID Re-attending between 3 & 9 months - Adults	368	1,035	35.6%	54.5%	51.5%	50.5%
% of FP17s for Band 1 Urgent Courses	97	1,133	8.6%	7.2%	8.0%	9.0%
% of FP17s Relating to Free Repair or Replacements	8	1,133	0.7%	0.9%	0.8%	0.8%
% of FP17s Relating to Continuations	13	1,133	1.1%	1.2%	1.1%	1.1%
% of Patients satisfied with the dentistry they have received	1	1	N/A	91.5%	91.6%	91.5%
% of Patients satisfied with the time they had to wait for an appointment	1	1	N/A	89.7%	88.3%	87.9%

* This is based on patients treated on this contract for their most recent course of treatment. Figures in italics indicate the base number of FP17s or Patient Questionnaire responses are less than 100. N/A is shown where the base number of responses is less than 10 during the period. % is calculated as Quantity/Base number*100

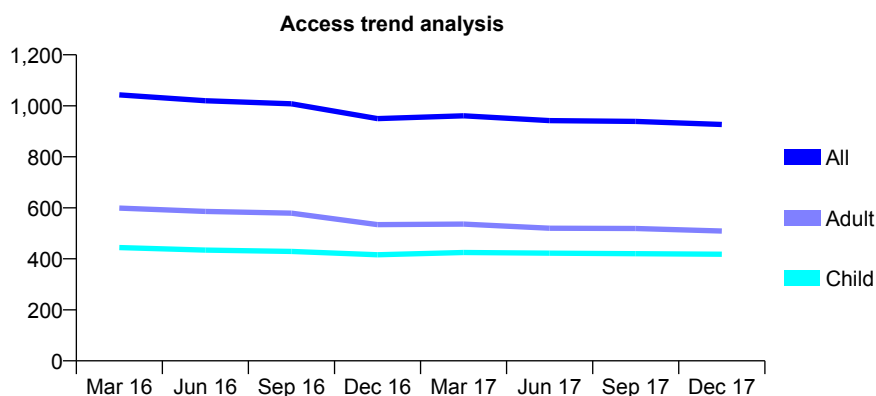
Q60 - Vital Signs At a Glance Contract Report for 732370/0001 - December 2017

Name or company name	MR AE WOODCOCK
Contract type name	GDS Contract
Purpose of contract	General
Contract start date	01/04/2006
Contract end date	

17/18 Contracted general activity (UDA)	2,550
Carry forward general activity (UDA)	0
17/18 Contracted orthodontic activity (UOA)	0
Carry forward orthodontic activity (UOA)	0
Baseline contract value	£68,979.60

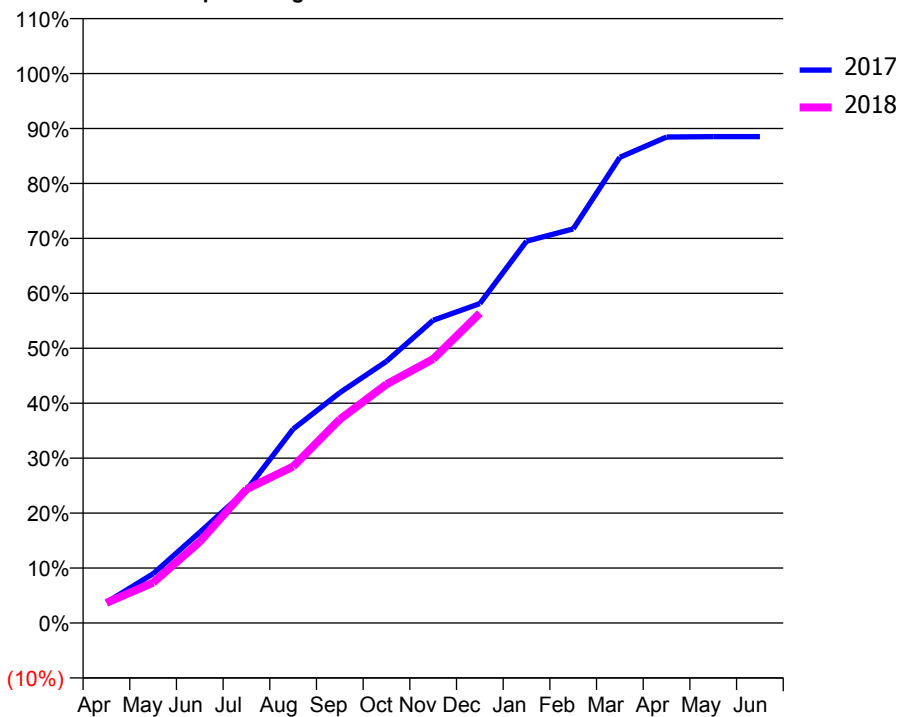
ACCESS*

Patients seen in 24 months	Total	Change since previous quarter
Quarter ending December 2016	950	
Quarter ending March 2017	961	→
Quarter ending June 2017	942	↓
Quarter ending September 2017	939	→
Quarter ending December 2017	927	↓
Variance since December 2016	(2.4%)	↓



ACTIVITY

Cumulative percentage of contracted UDA delivered 2017 & 2018



Month	Adjusted Scheduled Activity (UDA)	
	2017	2018
April	95	94
May	229	187
June	421	377
July	617	621
August	900	726
September	1,069	945
October	1,214	1,108
November	1,405	1,225
December	1,482	1,438
January	1,772	
February	1,829	
March	2,161	
April	2,255	
May	2,257	
June	2,257	

QUALITY

	Quantity	Base Number	Contract	AT	Region	England
% of FP17s for the same patient ID Re-attending within 3 months - Children	19	329	5.8%	10.2%	11.8%	12.0%
% of FP17s for the same patient ID Re-attending within 3 months - Adults	38	351	10.8%	13.4%	15.3%	15.9%
% of FP17s for the same patient ID Re-attending between 3 & 9 months - Children	73	329	22.2%	59.6%	59.1%	58.0%
% of FP17s for the same patient ID Re-attending between 3 & 9 months - Adults	109	351	31.1%	54.5%	51.5%	50.5%
% of FP17s for Band 1 Urgent Courses	19	639	3.0%	7.2%	8.0%	9.0%
% of FP17s Relating to Free Repair or Replacements	0	639	0.0%	0.9%	0.8%	0.8%
% of FP17s Relating to Continuations	14	639	2.2%	1.2%	1.1%	1.1%
% of Patients satisfied with the dentistry they have received	1	1	N/A	91.5%	91.6%	91.5%
% of Patients satisfied with the time they had to wait for an appointment	1	1	N/A	89.7%	88.3%	87.9%

* This is based on patients treated on this contract for their most recent course of treatment. Figures in italics indicate the base number of FP17s or Patient Questionnaire responses are less than 100. N/A is shown where the base number of responses is less than 10 during the period. % is calculated as Quantity/Base number*100

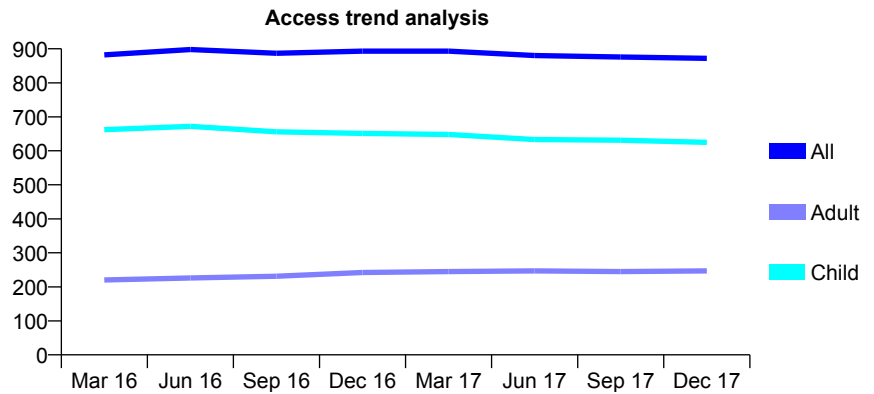
Q60 - Vital Signs At a Glance Contract Report for 739618/0001 - December 2017

Name or company name	MR J LAMPARD
Contract type name	GDS Contract
Purpose of contract	General and Orthodontic
Contract start date	01/04/2006
Contract end date	

17/18 Contracted general activity (UDA)	1,850
Carry forward general activity (UDA)	0
17/18 Contracted orthodontic activity (UOA)	38
Carry forward orthodontic activity (UOA)	0
Baseline contract value	£50,078.66

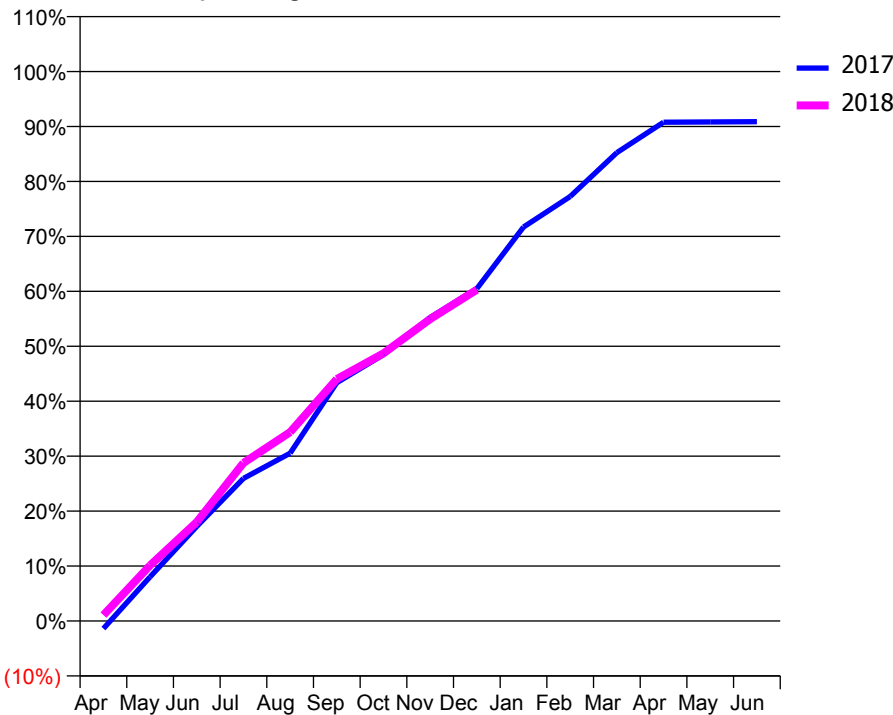
ACCESS*

Patients seen in 24 months	Total	Change since previous quarter
Quarter ending December 2016	893	
Quarter ending March 2017	893	→
Quarter ending June 2017	880	↓
Quarter ending September 2017	876	→
Quarter ending December 2017	872	→
Variance since December 2016	(2.4%)	↓



ACTIVITY

Cumulative percentage of contracted UDA delivered 2017 & 2018



Month	Adjusted Scheduled Activity (UDA)	
	2017	2018
April	-26	20
May	149	188
June	319	333
July	480	532
August	565	636
September	803	815
October	897	901
November	1,022	1,016
December	1,119	1,115
January	1,326	
February	1,429	
March	1,577	
April	1,679	
May	1,680	
June	1,681	

QUALITY

	Quantity	Base Number	Contract	AT	Region	England
% of FP17s for the same patient ID Re-attending within 3 months - Children	50	824	6.1%	10.2%	11.8%	12.0%
% of FP17s for the same patient ID Re-attending within 3 months - Adults	3	160	1.9%	13.4%	15.3%	15.9%
% of FP17s for the same patient ID Re-attending between 3 & 9 months - Children	605	824	73.4%	59.6%	59.1%	58.0%
% of FP17s for the same patient ID Re-attending between 3 & 9 months - Adults	108	160	67.5%	54.5%	51.5%	50.5%
% of FP17s for Band 1 Urgent Courses	26	895	2.9%	7.2%	8.0%	9.0%
% of FP17s Relating to Free Repair or Replacements	0	895	0.0%	0.9%	0.8%	0.8%
% of FP17s Relating to Continuations	0	895	0.0%	1.2%	1.1%	1.1%
% of Patients satisfied with the dentistry they have received	0	0	N/A	91.5%	91.6%	91.5%
% of Patients satisfied with the time they had to wait for an appointment	0	0	N/A	89.7%	88.3%	87.9%

* This is based on patients treated on this contract for their most recent course of treatment. Figures in italics indicate the base number of FP17s or Patient Questionnaire responses are less than 100. N/A is shown where the base number of responses is less than 10 during the period. % is calculated as Quantity/Base number*100

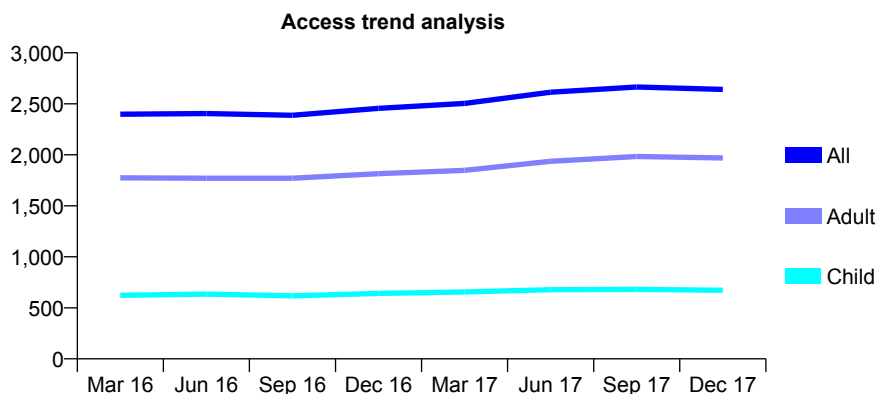
Q60 - Vital Signs At a Glance Contract Report for 740993/0001 - December 2017

Name or company name	MR JC WONG
Contract type name	GDS Contract
Purpose of contract	General
Contract start date	01/04/2006
Contract end date	

17/18 Contracted general activity (UDA)	8,120
Carry forward general activity (UDA)	-162
17/18 Contracted orthodontic activity (UOA)	0
Carry forward orthodontic activity (UOA)	0
Baseline contract value	£234,876.39

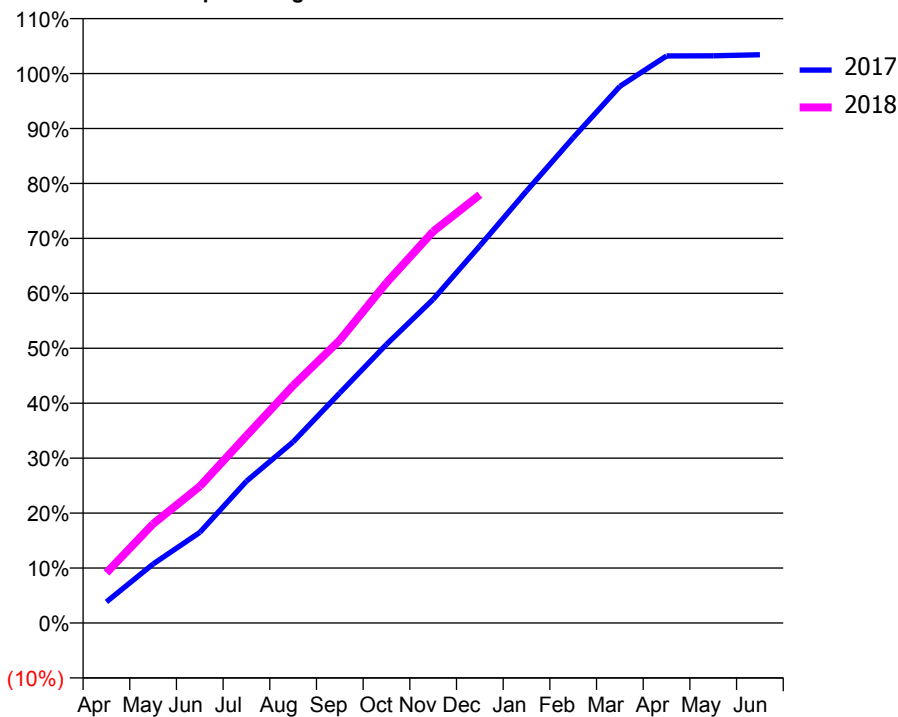
ACCESS*

Patients seen in 24 months	Total	Change since previous quarter
Quarter ending December 2016	2,456	
Quarter ending March 2017	2,504	→
Quarter ending June 2017	2,614	↑
Quarter ending September 2017	2,665	→
Quarter ending December 2017	2,641	→
Variance since December 2016	7.5%	↑



ACTIVITY

Cumulative percentage of contracted UDA delivered 2017 & 2018



Month	Adjusted Scheduled Activity (UDA)	
	2017	2018
April	312	742
May	873	1,466
June	1,339	2,018
July	2,096	2,768
August	2,676	3,509
September	3,401	4,180
October	4,117	5,028
November	4,784	5,787
December	5,573	6,329
January	6,383	
February	7,171	
March	7,930	
April	8,380	
May	8,381	
June	8,396	

QUALITY

	Quantity	Base Number	Contract	AT	Region	England
% of FP17s for the same patient ID Re-attending within 3 months - Children	44	896	4.9%	10.2%	11.8%	12.0%
% of FP17s for the same patient ID Re-attending within 3 months - Adults	321	2,694	11.9%	13.4%	15.3%	15.9%
% of FP17s for the same patient ID Re-attending between 3 & 9 months - Children	608	896	67.9%	59.6%	59.1%	58.0%
% of FP17s for the same patient ID Re-attending between 3 & 9 months - Adults	1,675	2,694	62.2%	54.5%	51.5%	50.5%
% of FP17s for Band 1 Urgent Courses	274	3,345	8.2%	7.2%	8.0%	9.0%
% of FP17s Relating to Free Repair or Replacements	20	3,345	0.6%	0.9%	0.8%	0.8%
% of FP17s Relating to Continuations	46	3,345	1.4%	1.2%	1.1%	1.1%
% of Patients satisfied with the dentistry they have received	8	8	N/A	91.5%	91.6%	91.5%
% of Patients satisfied with the time they had to wait for an appointment	8	8	N/A	89.7%	88.3%	87.9%

* This is based on patients treated on this contract for their most recent course of treatment. Figures in italics indicate the base number of FP17s or Patient Questionnaire responses are less than 100. N/A is shown where the base number of responses is less than 10 during the period. % is calculated as Quantity/Base number*100

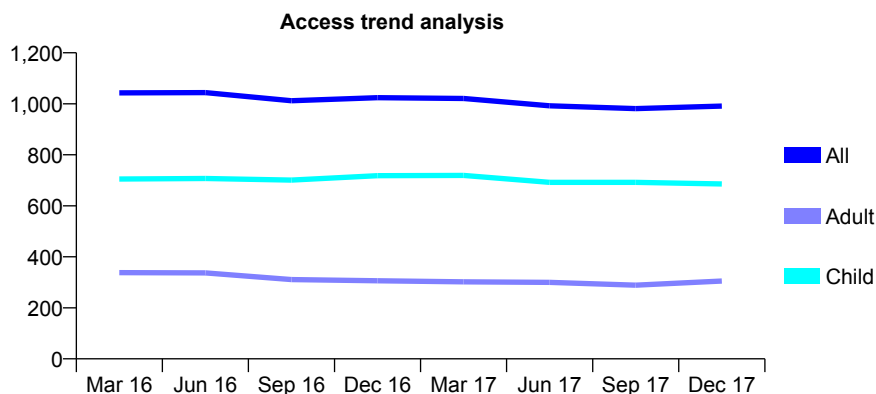
Q60 - Vital Signs At a Glance Contract Report for 741361/0001 - December 2017

Name or company name	MISS SM BATHO
Contract type name	GDS Contract
Purpose of contract	General
Contract start date	01/04/2006
Contract end date	

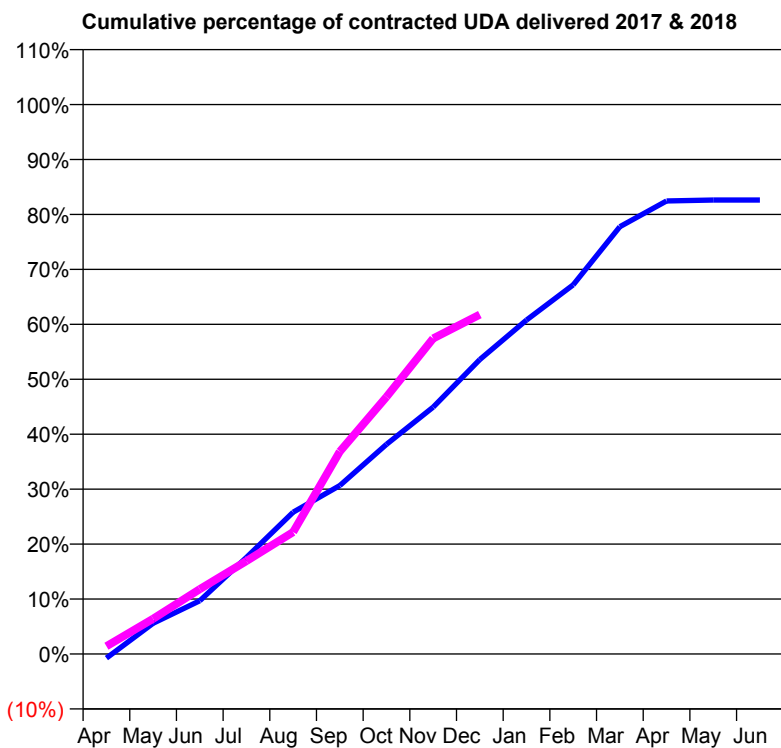
17/18 Contracted general activity (UDA)	2,500
Carry forward general activity (UDA)	0
17/18 Contracted orthodontic activity (UOA)	0
Carry forward orthodontic activity (UOA)	0
Baseline contract value	£56,197.62

ACCESS*

Patients seen in 24 months	Total	Change since previous quarter
Quarter ending December 2016	1,024	
Quarter ending March 2017	1,021	→
Quarter ending June 2017	992	↓
Quarter ending September 2017	981	↓
Quarter ending December 2017	991	→
Variance since December 2016	(3.2%)	↓



ACTIVITY



Month	Adjusted Scheduled Activity (UDA)	
	2017	2018
April	-19	35
May	140	161
June	243	295
July	440	423
August	645	555
September	766	921
October	954	1,170
November	1,123	1,435
December	1,340	1,544
January	1,519	
February	1,680	
March	1,944	
April	2,061	
May	2,065	
June	2,065	

QUALITY

	Quantity	Base Number	Contract	AT	Region	England
% of FP17s for the same patient ID Re-attending within 3 months - Children	63	774	8.1%	10.2%	11.8%	12.0%
% of FP17s for the same patient ID Re-attending within 3 months - Adults	55	293	18.8%	13.4%	15.3%	15.9%
% of FP17s for the same patient ID Re-attending between 3 & 9 months - Children	453	774	58.5%	59.6%	59.1%	58.0%
% of FP17s for the same patient ID Re-attending between 3 & 9 months - Adults	118	293	40.3%	54.5%	51.5%	50.5%
% of FP17s for Band 1 Urgent Courses	67	989	6.8%	7.2%	8.0%	9.0%
% of FP17s Relating to Free Repair or Replacements	0	989	0.0%	0.9%	0.8%	0.8%
% of FP17s Relating to Continuations	0	989	0.0%	1.2%	1.1%	1.1%
% of Patients satisfied with the dentistry they have received	0	0	N/A	91.5%	91.6%	91.5%
% of Patients satisfied with the time they had to wait for an appointment	0	0	N/A	89.7%	88.3%	87.9%

* This is based on patients treated on this contract for their most recent course of treatment. Figures in italics indicate the base number of FP17s or Patient Questionnaire responses are less than 100. N/A is shown where the base number of responses is less than 10 during the period. % is calculated as Quantity/Base number*100

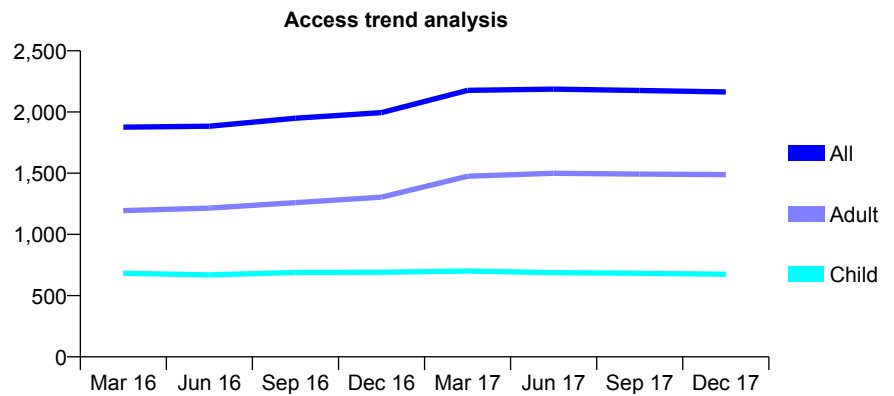
Q60 - Vital Signs At a Glance Contract Report for 741396/0001 - December 2017

Name or company name	MR D CHILCOTT
Contract type name	GDS Contract
Purpose of contract	General
Contract start date	01/04/2006
Contract end date	

17/18 Contracted general activity (UDA)	5,679
Carry forward general activity (UDA)	-50
17/18 Contracted orthodontic activity (UOA)	0
Carry forward orthodontic activity (UOA)	0
Baseline contract value	£148,910.89

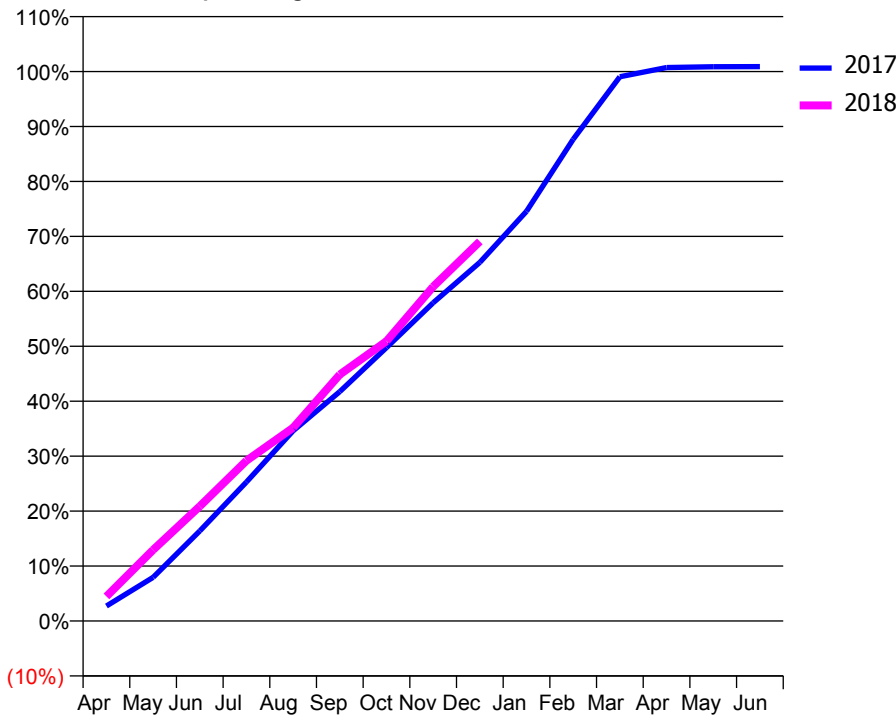
ACCESS*

Patients seen in 24 months	Total	Change since previous quarter
Quarter ending December 2016	1,995	
Quarter ending March 2017	2,177	↑
Quarter ending June 2017	2,187	→
Quarter ending September 2017	2,176	→
Quarter ending December 2017	2,164	→
Variance since December 2016	8.5%	↑



ACTIVITY

Cumulative percentage of contracted UDA delivered 2017 & 2018



Month	Adjusted Scheduled Activity (UDA)	
	2017	2018
April	155	254
May	451	736
June	931	1,186
July	1,437	1,657
August	1,966	1,998
September	2,371	2,548
October	2,826	2,892
November	3,288	3,456
December	3,707	3,923
January	4,234	
February	4,978	
March	5,624	
April	5,719	
May	5,728	
June	5,729	

QUALITY

	Quantity	Base Number	Contract	AT	Region	England
% of FP17s for the same patient ID Re-attending within 3 months - Children	68	828	8.2%	10.2%	11.8%	12.0%
% of FP17s for the same patient ID Re-attending within 3 months - Adults	166	1,300	12.8%	13.4%	15.3%	15.9%
% of FP17s for the same patient ID Re-attending between 3 & 9 months - Children	547	828	66.1%	59.6%	59.1%	58.0%
% of FP17s for the same patient ID Re-attending between 3 & 9 months - Adults	795	1,300	61.2%	54.5%	51.5%	50.5%
% of FP17s for Band 1 Urgent Courses	19	2,057	0.9%	7.2%	8.0%	9.0%
% of FP17s Relating to Free Repair or Replacements	10	2,057	0.5%	0.9%	0.8%	0.8%
% of FP17s Relating to Continuations	26	2,057	1.3%	1.2%	1.1%	1.1%
% of Patients satisfied with the dentistry they have received	4	4	N/A	91.5%	91.6%	91.5%
% of Patients satisfied with the time they had to wait for an appointment	4	4	N/A	89.7%	88.3%	87.9%

* This is based on patients treated on this contract for their most recent course of treatment. Figures in italics indicate the base number of FP17s or Patient Questionnaire responses are less than 100. N/A is shown where the base number of responses is less than 10 during the period. % is calculated as Quantity/Base number*100

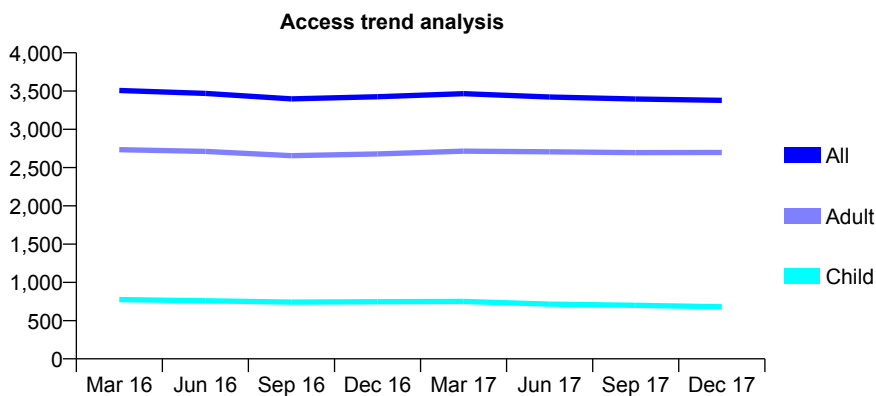
Q60 - Vital Signs At a Glance Contract Report for 745804/0001 - December 2017

Name or company name	MR YM TSO
Contract type name	GDS Contract
Purpose of contract	General
Contract start date	01/04/2006
Contract end date	

17/18 Contracted general activity (UDA)	8,200
Carry forward general activity (UDA)	95
17/18 Contracted orthodontic activity (UOA)	0
Carry forward orthodontic activity (UOA)	0
Baseline contract value	£239,108.40

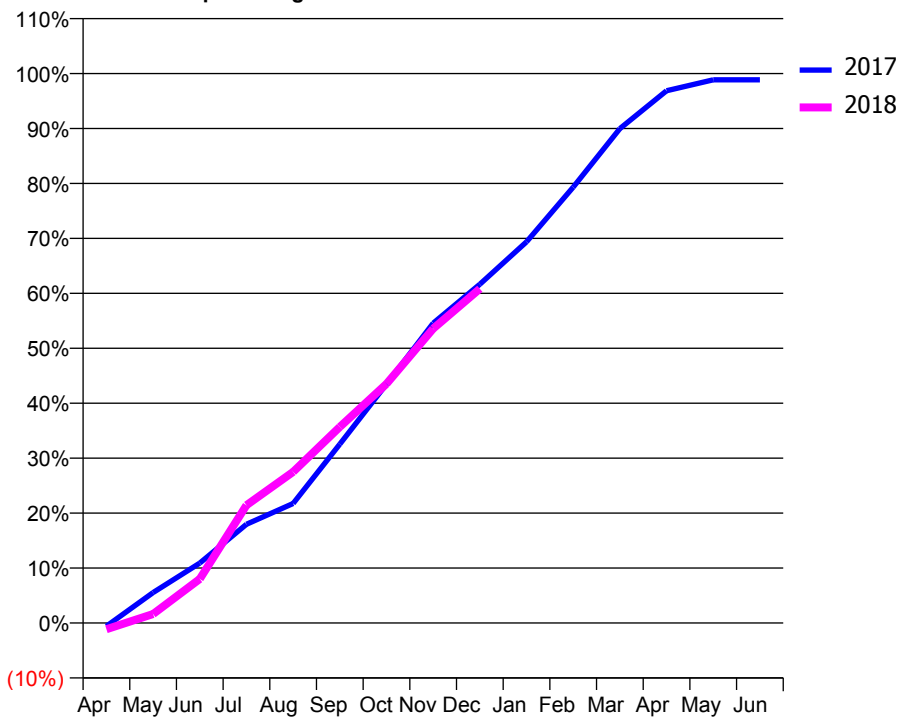
ACCESS*

Patients seen in 24 months	Total	Change since previous quarter
Quarter ending December 2016	3,425	
Quarter ending March 2017	3,465	→
Quarter ending June 2017	3,422	↓
Quarter ending September 2017	3,396	→
Quarter ending December 2017	3,378	→
Variance since December 2016	(1.4%)	↓



ACTIVITY

Cumulative percentage of contracted UDA delivered 2017 & 2018



Month	Adjusted Scheduled Activity (UDA)	
	2017	2018
April	-48	-95
May	455	134
June	895	657
July	1,474	1,758
August	1,783	2,256
September	2,670	2,926
October	3,565	3,570
November	4,474	4,393
December	5,055	4,987
January	5,689	
February	6,504	
March	7,378	
April	7,943	
May	8,105	
June	8,105	

QUALITY

	Quantity	Base Number	Contract	AT	Region	England
% of FP17s for the same patient ID Re-attending within 3 months - Children	21	533	3.9%	10.2%	11.8%	12.0%
% of FP17s for the same patient ID Re-attending within 3 months - Adults	320	2,189	14.6%	13.4%	15.3%	15.9%
% of FP17s for the same patient ID Re-attending between 3 & 9 months - Children	145	533	27.2%	59.6%	59.1%	58.0%
% of FP17s for the same patient ID Re-attending between 3 & 9 months - Adults	443	2,189	20.2%	54.5%	51.5%	50.5%
% of FP17s for Band 1 Urgent Courses	232	2,446	9.5%	7.2%	8.0%	9.0%
% of FP17s Relating to Free Repair or Replacements	75	2,446	3.1%	0.9%	0.8%	0.8%
% of FP17s Relating to Continuations	47	2,446	1.9%	1.2%	1.1%	1.1%
% of Patients satisfied with the dentistry they have received	4	5	N/A	91.5%	91.6%	91.5%
% of Patients satisfied with the time they had to wait for an appointment	5	5	N/A	89.7%	88.3%	87.9%

* This is based on patients treated on this contract for their most recent course of treatment. Figures in italics indicate the base number of FP17s or Patient Questionnaire responses are less than 100. N/A is shown where the base number of responses is less than 10 during the period. % is calculated as Quantity/Base number*100

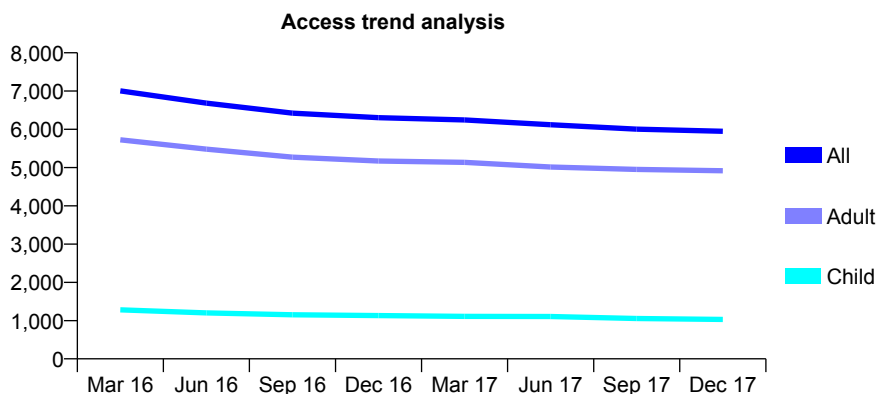
Q60 - Vital Signs At a Glance Contract Report for 749559/0001 - December 2017

Name or company name	MR JC PREECE
Contract type name	GDS Contract
Purpose of contract	General
Contract start date	01/04/2006
Contract end date	

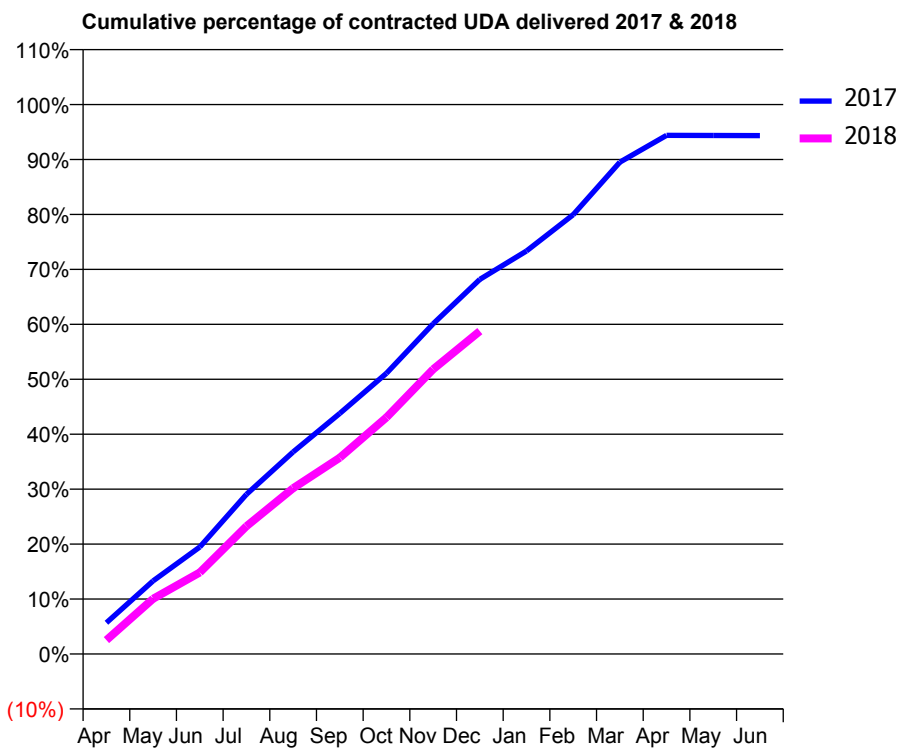
17/18 Contracted general activity (UDA)	19,778
Carry forward general activity (UDA)	0
17/18 Contracted orthodontic activity (UOA)	0
Carry forward orthodontic activity (UOA)	0
Baseline contract value	£567,448.17

ACCESS*

Patients seen in 24 months	Total	Change since previous quarter
Quarter ending December 2016	6,304	
Quarter ending March 2017	6,245	→
Quarter ending June 2017	6,121	↓
Quarter ending September 2017	6,004	↓
Quarter ending December 2017	5,948	→
Variance since December 2016	(5.6%)	↓



ACTIVITY



Month	Adjusted Scheduled Activity (UDA)	
	2017	2018
April	1,126	500
May	2,632	1,990
June	3,852	2,933
July	5,746	4,598
August	7,271	5,966
September	8,660	7,066
October	10,105	8,518
November	11,885	10,250
December	13,485	11,620
January	14,507	
February	15,811	
March	17,703	
April	18,669	
May	18,661	
June	18,659	

QUALITY

	Quantity	Base Number	Contract	AT	Region	England
% of FP17s for the same patient ID Re-attending within 3 months - Children	49	1,183	4.1%	10.2%	11.8%	12.0%
% of FP17s for the same patient ID Re-attending within 3 months - Adults	787	6,109	12.9%	13.4%	15.3%	15.9%
% of FP17s for the same patient ID Re-attending between 3 & 9 months - Children	789	1,183	66.7%	59.6%	59.1%	58.0%
% of FP17s for the same patient ID Re-attending between 3 & 9 months - Adults	4,283	6,109	70.1%	54.5%	51.5%	50.5%
% of FP17s for Band 1 Urgent Courses	596	6,889	8.7%	7.2%	8.0%	9.0%
% of FP17s Relating to Free Repair or Replacements	27	6,889	0.4%	0.9%	0.8%	0.8%
% of FP17s Relating to Continuations	29	6,889	0.4%	1.2%	1.1%	1.1%
% of Patients satisfied with the dentistry they have received	17	17	100.0%	91.5%	91.6%	91.5%
% of Patients satisfied with the time they had to wait for an appointment	15	17	88.2%	89.7%	88.3%	87.9%

* This is based on patients treated on this contract for their most recent course of treatment. Figures in italics indicate the base number of FP17s or Patient Questionnaire responses are less than 100. N/A is shown where the base number of responses is less than 10 during the period. % is calculated as Quantity/Base number*100

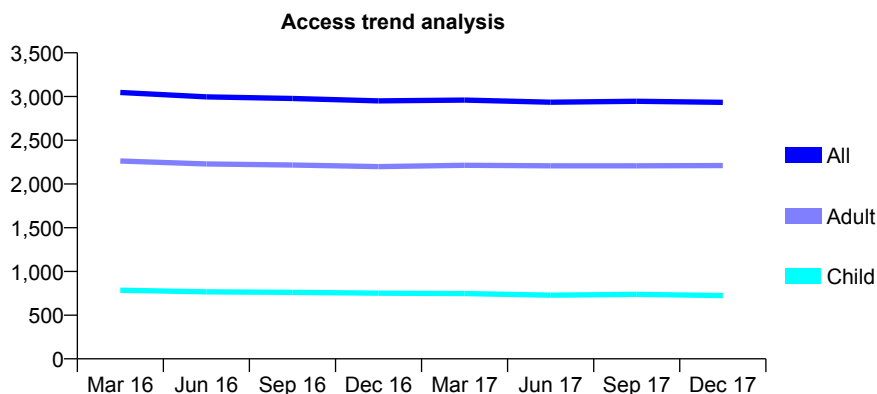
Q60 - Vital Signs At a Glance Contract Report for 755362/0001 - December 2017

Name or company name	MR KS HUGHES
Contract type name	GDS Contract
Purpose of contract	General
Contract start date	01/04/2006
Contract end date	

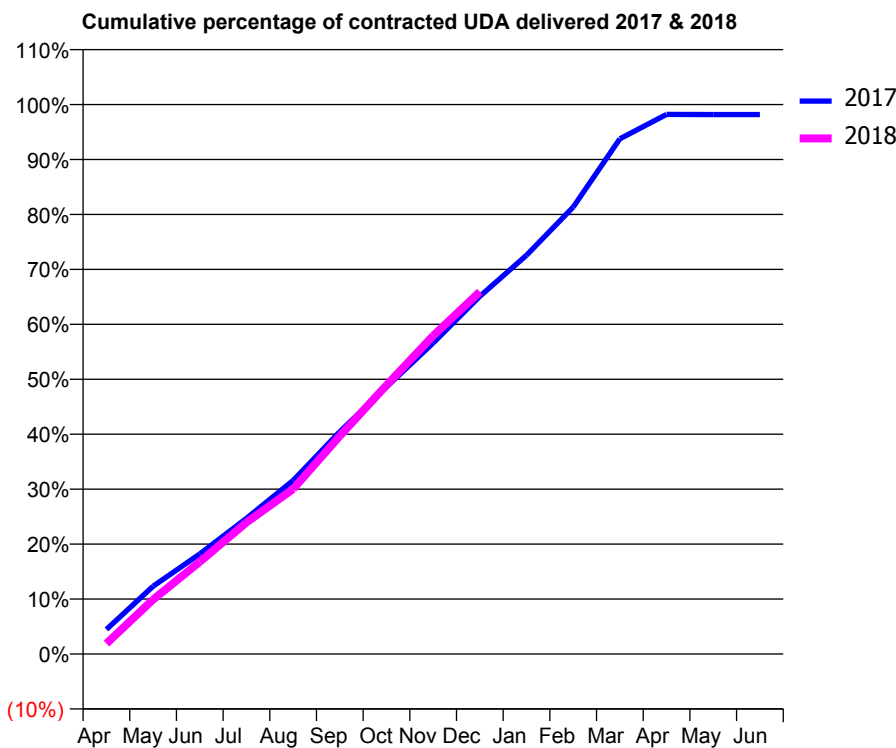
17/18 Contracted general activity (UDA)	9,315
Carry forward general activity (UDA)	170
17/18 Contracted orthodontic activity (UOA)	0
Carry forward orthodontic activity (UOA)	0
Baseline contract value	£250,954.46

ACCESS*

Patients seen in 24 months	Total	Change since previous quarter
Quarter ending December 2016	2,950	
Quarter ending March 2017	2,960	→
Quarter ending June 2017	2,935	→
Quarter ending September 2017	2,945	→
Quarter ending December 2017	2,934	→
Variance since December 2016	(0.5%)	→



ACTIVITY



Month	Adjusted Scheduled Activity (UDA)	
	2017	2018
April	416	178
May	1,149	923
June	1,698	1,563
July	2,299	2,229
August	2,942	2,798
September	3,769	3,696
October	4,526	4,556
November	5,272	5,394
December	6,064	6,140
January	6,760	
February	7,575	
March	8,734	
April	9,146	
May	9,145	
June	9,145	

QUALITY

	Quantity	Base Number	Contract	AT	Region	England
% of FP17s for the same patient ID Re-attending within 3 months - Children	65	951	6.8%	10.2%	11.8%	12.0%
% of FP17s for the same patient ID Re-attending within 3 months - Adults	314	2,561	12.3%	13.4%	15.3%	15.9%
% of FP17s for the same patient ID Re-attending between 3 & 9 months - Children	736	951	77.4%	59.6%	59.1%	58.0%
% of FP17s for the same patient ID Re-attending between 3 & 9 months - Adults	1,602	2,561	62.6%	54.5%	51.5%	50.5%
% of FP17s for Band 1 Urgent Courses	171	3,309	5.2%	7.2%	8.0%	9.0%
% of FP17s Relating to Free Repair or Replacements	37	3,309	1.1%	0.9%	0.8%	0.8%
% of FP17s Relating to Continuations	25	3,309	0.8%	1.2%	1.1%	1.1%
% of Patients satisfied with the dentistry they have received	6	6	N/A	91.5%	91.6%	91.5%
% of Patients satisfied with the time they had to wait for an appointment	6	6	N/A	89.7%	88.3%	87.9%

* This is based on patients treated on this contract for their most recent course of treatment. Figures in italics indicate the base number of FP17s or Patient Questionnaire responses are less than 100. N/A is shown where the base number of responses is less than 10 during the period. % is calculated as Quantity/Base number*100

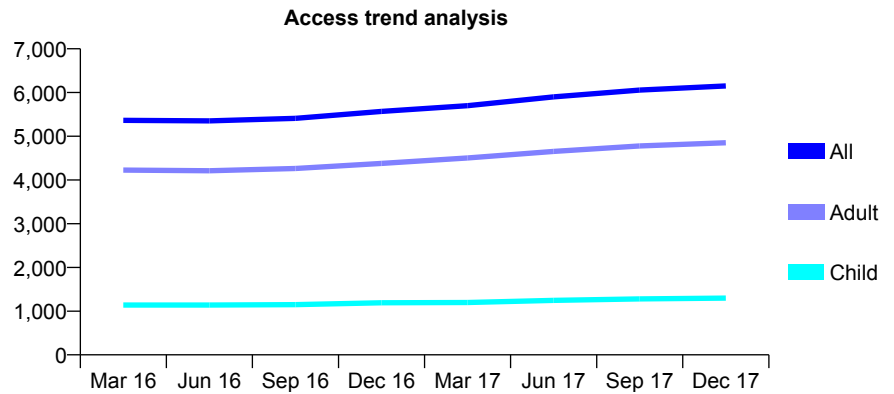
Q60 - Vital Signs At a Glance Contract Report for 762571/0001 - December 2017

Name or company name	Cleobury Dental Practice Partnership
Contract type name	GDS Contract
Purpose of contract	General
Contract start date	01/12/2011
Contract end date	

17/18 Contracted general activity (UDA)	15,000
Carry forward general activity (UDA)	0
17/18 Contracted orthodontic activity (UOA)	0
Carry forward orthodontic activity (UOA)	0
Baseline contract value	£391,317.35

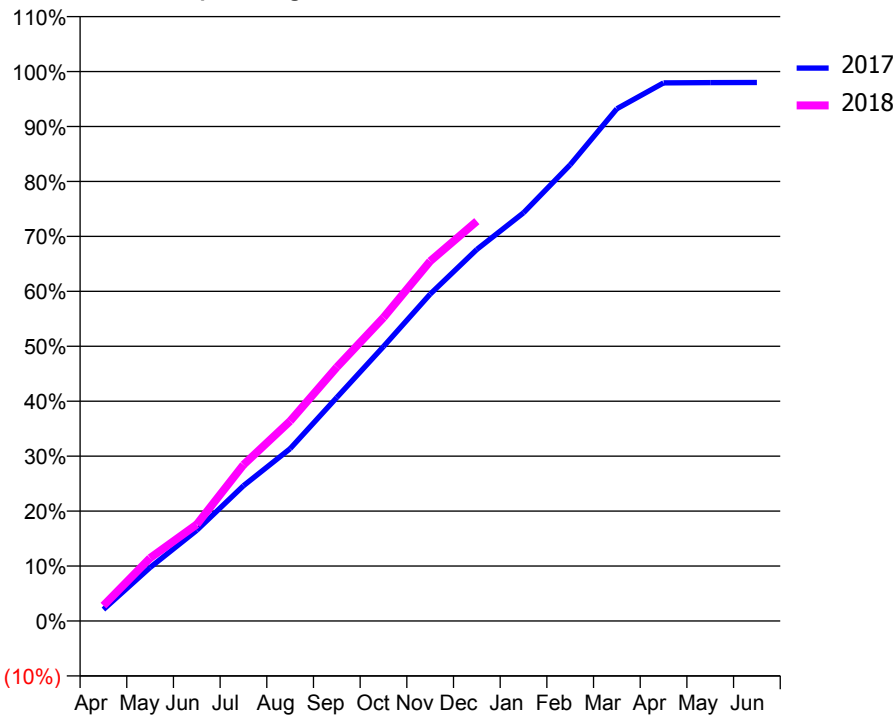
ACCESS*

Patients seen in 24 months	Total	Change since previous quarter
Quarter ending December 2016	5,567	
Quarter ending March 2017	5,700	↑
Quarter ending June 2017	5,900	↑
Quarter ending September 2017	6,055	↑
Quarter ending December 2017	6,150	→
Variance since December 2016	10.5%	↑



ACTIVITY

Cumulative percentage of contracted UDA delivered 2017 & 2018



Month	Adjusted Scheduled Activity (UDA)	
	2017	2018
April	314	422
May	1,462	1,721
June	2,478	2,637
July	3,691	4,264
August	4,705	5,458
September	6,104	6,928
October	7,493	8,284
November	8,922	9,823
December	10,144	10,913
January	11,143	
February	12,453	
March	13,983	
April	14,689	
May	14,695	
June	14,700	

QUALITY

	Quantity	Base Number	Contract	AT	Region	England
% of FP17s for the same patient ID Re-attending within 3 months - Children	129	1,617	8.0%	10.2%	11.8%	12.0%
% of FP17s for the same patient ID Re-attending within 3 months - Adults	553	5,095	10.9%	13.4%	15.3%	15.9%
% of FP17s for the same patient ID Re-attending between 3 & 9 months - Children	1,069	1,617	66.1%	59.6%	59.1%	58.0%
% of FP17s for the same patient ID Re-attending between 3 & 9 months - Adults	2,946	5,095	57.8%	54.5%	51.5%	50.5%
% of FP17s for Band 1 Urgent Courses	272	5,727	4.7%	7.2%	8.0%	9.0%
% of FP17s Relating to Free Repair or Replacements	43	5,727	0.8%	0.9%	0.8%	0.8%
% of FP17s Relating to Continuations	37	5,727	0.6%	1.2%	1.1%	1.1%
% of Patients satisfied with the dentistry they have received	12	13	92.3%	91.5%	91.6%	91.5%
% of Patients satisfied with the time they had to wait for an appointment	11	13	84.6%	89.7%	88.3%	87.9%

* This is based on patients treated on this contract for their most recent course of treatment. Figures in italics indicate the base number of FP17s or Patient Questionnaire responses are less than 100. N/A is shown where the base number of responses is less than 10 during the period. % is calculated as Quantity/Base number*100

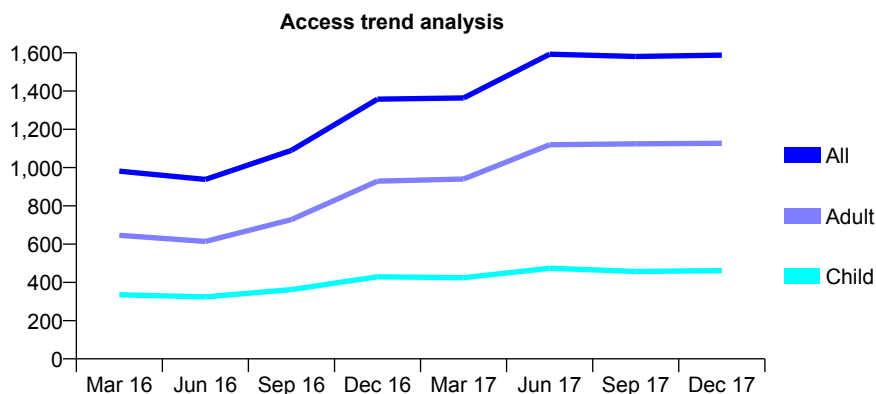
Q60 - Vital Signs At a Glance Contract Report for 762776/0001 - December 2017

Name or company name	MR A SHAMSI
Contract type name	GDS Contract
Purpose of contract	General
Contract start date	01/04/2006
Contract end date	

17/18 Contracted general activity (UDA)	6,178
Carry forward general activity (UDA)	-107
17/18 Contracted orthodontic activity (UOA)	0
Carry forward orthodontic activity (UOA)	0
Baseline contract value	£160,459.95

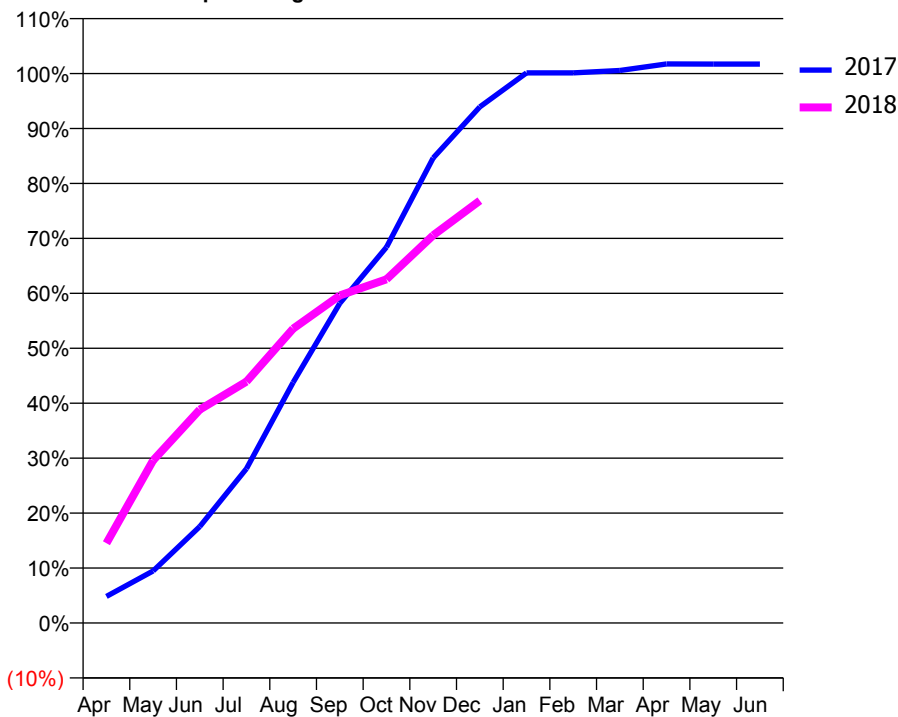
ACCESS*

Patients seen in 24 months	Total	Change since previous quarter
Quarter ending December 2016	1,358	
Quarter ending March 2017	1,364	→
Quarter ending June 2017	1,593	↑
Quarter ending September 2017	1,581	→
Quarter ending December 2017	1,588	→
Variance since December 2016	16.9%	↑



ACTIVITY

Cumulative percentage of contracted UDA delivered 2017 & 2018



Month	Adjusted Scheduled Activity (UDA)	
	2017	2018
April	299	897
May	585	1,829
June	1,085	2,399
July	1,735	2,714
August	2,706	3,310
September	3,595	3,683
October	4,225	3,864
November	5,229	4,359
December	5,803	4,748
January	6,185	
February	6,185	
March	6,212	
April	6,286	
May	6,285	
June	6,285	

QUALITY

	Quantity	Base Number	Contract	AT	Region	England
% of FP17s for the same patient ID Re-attending within 3 months - Children	35	526	6.7%	10.2%	11.8%	12.0%
% of FP17s for the same patient ID Re-attending within 3 months - Adults	169	1,243	13.6%	13.4%	15.3%	15.9%
% of FP17s for the same patient ID Re-attending between 3 & 9 months - Children	301	526	57.2%	59.6%	59.1%	58.0%
% of FP17s for the same patient ID Re-attending between 3 & 9 months - Adults	636	1,243	51.2%	54.5%	51.5%	50.5%
% of FP17s for Band 1 Urgent Courses	17	1,738	1.0%	7.2%	8.0%	9.0%
% of FP17s Relating to Free Repair or Replacements	0	1,738	0.0%	0.9%	0.8%	0.8%
% of FP17s Relating to Continuations	3	1,738	0.2%	1.2%	1.1%	1.1%
% of Patients satisfied with the dentistry they have received	2	2	N/A	91.5%	91.6%	91.5%
% of Patients satisfied with the time they had to wait for an appointment	2	2	N/A	89.7%	88.3%	87.9%

* This is based on patients treated on this contract for their most recent course of treatment. Figures in italics indicate the base number of FP17s or Patient Questionnaire responses are less than 100. N/A is shown where the base number of responses is less than 10 during the period. % is calculated as Quantity/Base number*100

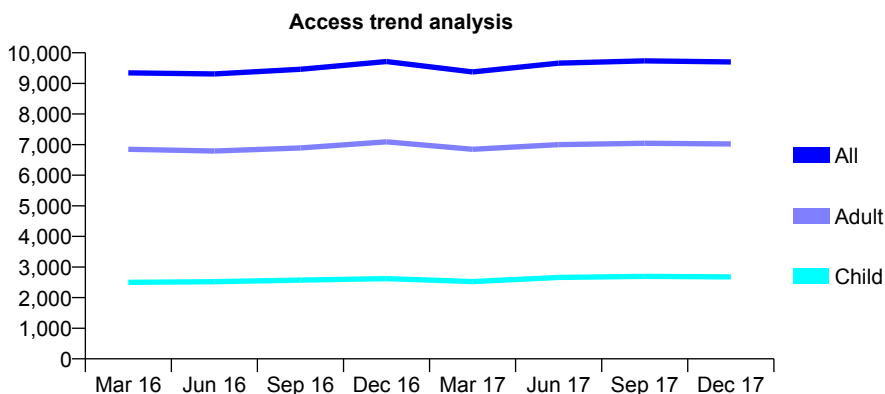
Q60 - Vital Signs At a Glance Contract Report for 762776/0002 - December 2017

Name or company name	MR A SHAMSI
Contract type name	PDS Plus Contract
Purpose of contract	General
Contract start date	01/02/2011
Contract end date	31/03/2021

17/18 Contracted general activity (UDA)	33,500
Carry forward general activity (UDA)	-128
17/18 Contracted orthodontic activity (UOA)	0
Carry forward orthodontic activity (UOA)	0
Baseline contract value	£639,287.83

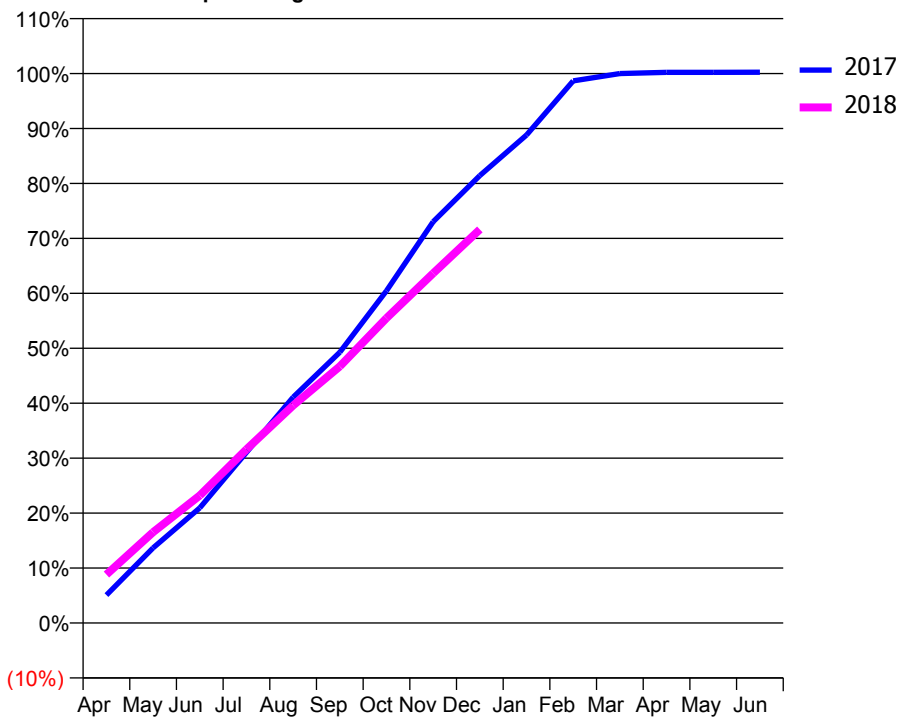
ACCESS*

Patients seen in 24 months	Total	Change since previous quarter
Quarter ending December 2016	9,713	
Quarter ending March 2017	9,375	↓
Quarter ending June 2017	9,662	↑
Quarter ending September 2017	9,738	→
Quarter ending December 2017	9,700	→
Variance since December 2016	(0.1%)	→



ACTIVITY

Cumulative percentage of contracted UDA delivered 2017 & 2018



Month	Adjusted Scheduled Activity (UDA)	
	2017	2018
April	1,700	2,956
May	4,584	5,540
June	7,021	7,772
July	10,404	10,590
August	13,764	13,261
September	16,511	15,642
October	20,258	18,584
November	24,462	21,316
December	27,275	23,992
January	29,748	
February	33,053	
March	33,501	
April	33,573	
May	33,574	
June	33,577	

QUALITY

	Quantity	Base Number	Contract	AT	Region	England
% of FP17s for the same patient ID Re-attending within 3 months - Children	117	2,161	5.4%	10.2%	11.8%	12.0%
% of FP17s for the same patient ID Re-attending within 3 months - Adults	334	4,723	7.1%	13.4%	15.3%	15.9%
% of FP17s for the same patient ID Re-attending between 3 & 9 months - Children	782	2,161	36.2%	59.6%	59.1%	58.0%
% of FP17s for the same patient ID Re-attending between 3 & 9 months - Adults	1,475	4,723	31.2%	54.5%	51.5%	50.5%
% of FP17s for Band 1 Urgent Courses	238	6,855	3.5%	7.2%	8.0%	9.0%
% of FP17s Relating to Free Repair or Replacements	28	6,855	0.4%	0.9%	0.8%	0.8%
% of FP17s Relating to Continuations	23	6,855	0.3%	1.2%	1.1%	1.1%
% of Patients satisfied with the dentistry they have received	22	24	91.7%	91.5%	91.6%	91.5%
% of Patients satisfied with the time they had to wait for an appointment	22	24	91.7%	89.7%	88.3%	87.9%

* This is based on patients treated on this contract for their most recent course of treatment. Figures in italics indicate the base number of FP17s or Patient Questionnaire responses are less than 100. N/A is shown where the base number of responses is less than 10 during the period. % is calculated as Quantity/Base number*100

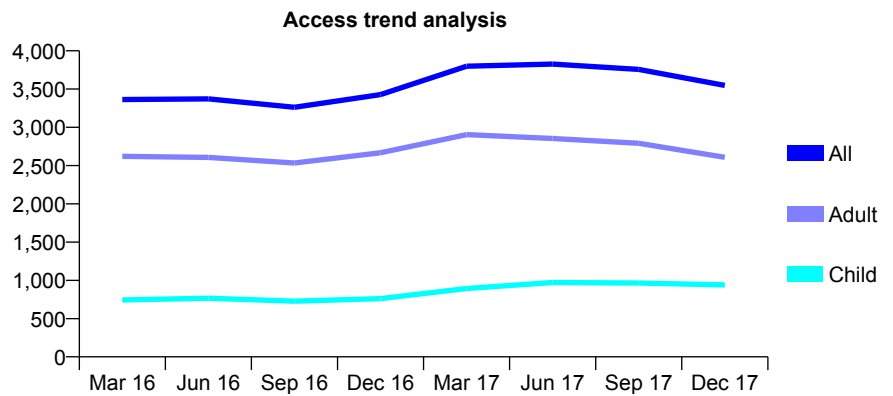
Q60 - Vital Signs At a Glance Contract Report for 764442/0003 - December 2017

Name or company name	MR KS GAKHAL
Contract type name	GDS Contract
Purpose of contract	General
Contract start date	01/01/2012
Contract end date	

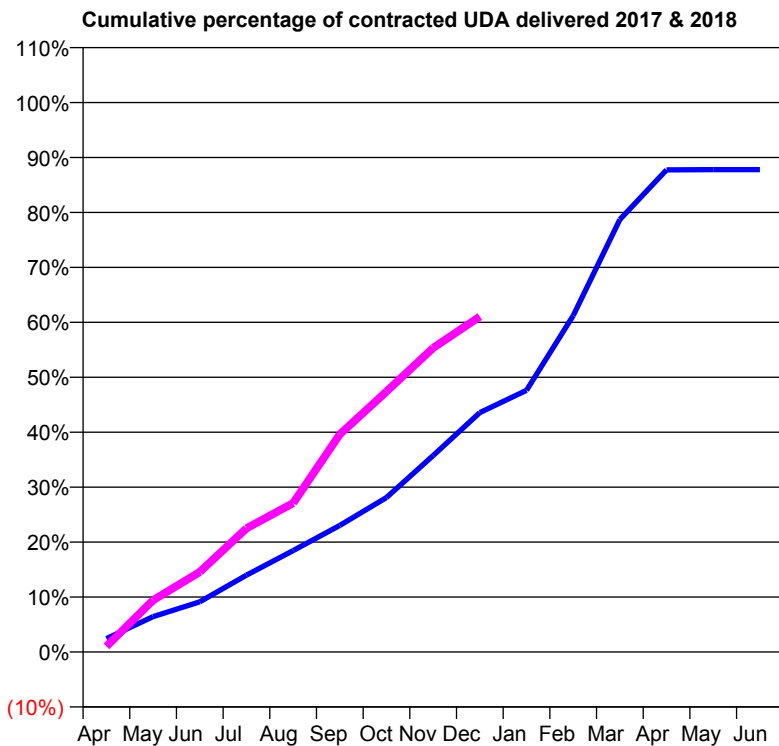
17/18 Contracted general activity (UDA)	9,882
Carry forward general activity (UDA)	0
17/18 Contracted orthodontic activity (UOA)	0
Carry forward orthodontic activity (UOA)	0
Baseline contract value	£266,407.73

ACCESS*

Patients seen in 24 months	Total	Change since previous quarter
Quarter ending December 2016	3,428	
Quarter ending March 2017	3,799	↑
Quarter ending June 2017	3,826	→
Quarter ending September 2017	3,756	↓
Quarter ending December 2017	3,548	↓
Variance since December 2016	3.5%	↑



ACTIVITY



Month	Adjusted Scheduled Activity (UDA)	
	2017	2018
April	242	102
May	636	931
June	903	1,439
July	1,381	2,223
August	1,824	2,678
September	2,277	3,915
October	2,778	4,684
November	3,534	5,468
December	4,306	6,031
January	4,707	
February	6,050	
March	7,778	
April	8,671	
May	8,675	
June	8,675	

QUALITY

	Quantity	Base Number	Contract	AT	Region	England
% of FP17s for the same patient ID Re-attending within 3 months - Children	44	837	5.3%	10.2%	11.8%	12.0%
% of FP17s for the same patient ID Re-attending within 3 months - Adults	242	2,186	11.1%	13.4%	15.3%	15.9%
% of FP17s for the same patient ID Re-attending between 3 & 9 months - Children	319	837	38.1%	59.6%	59.1%	58.0%
% of FP17s for the same patient ID Re-attending between 3 & 9 months - Adults	788	2,186	36.0%	54.5%	51.5%	50.5%
% of FP17s for Band 1 Urgent Courses	521	2,716	19.2%	7.2%	8.0%	9.0%
% of FP17s Relating to Free Repair or Replacements	29	2,716	1.1%	0.9%	0.8%	0.8%
% of FP17s Relating to Continuations	19	2,716	0.7%	1.2%	1.1%	1.1%
% of Patients satisfied with the dentistry they have received	3	5	N/A	91.5%	91.6%	91.5%
% of Patients satisfied with the time they had to wait for an appointment	5	5	N/A	89.7%	88.3%	87.9%

* This is based on patients treated on this contract for their most recent course of treatment. Figures in italics indicate the base number of FP17s or Patient Questionnaire responses are less than 100. N/A is shown where the base number of responses is less than 10 during the period. % is calculated as Quantity/Base number*100

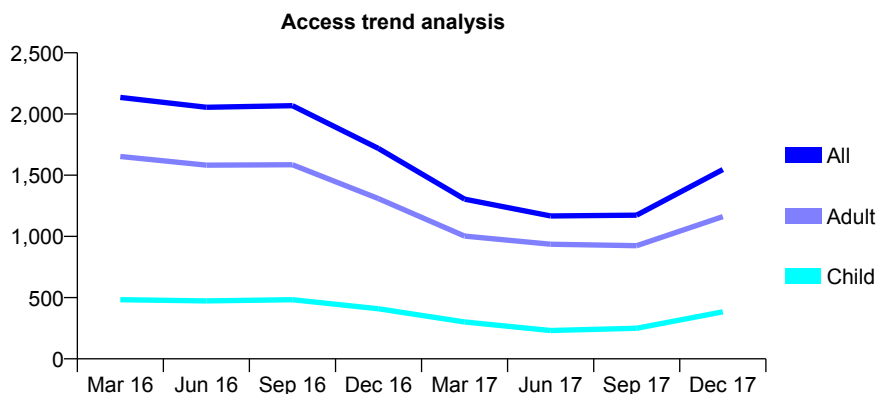
Q60 - Vital Signs At a Glance Contract Report for 764442/0004 - December 2017

Name or company name	MR KS GAKHAL
Contract type name	PDS Contract
Purpose of contract	General
Contract start date	01/01/2012
Contract end date	31/12/2021

17/18 Contracted general activity (UDA)	5,401
Carry forward general activity (UDA)	0
17/18 Contracted orthodontic activity (UOA)	0
Carry forward orthodontic activity (UOA)	0
Baseline contract value	£150,212.70

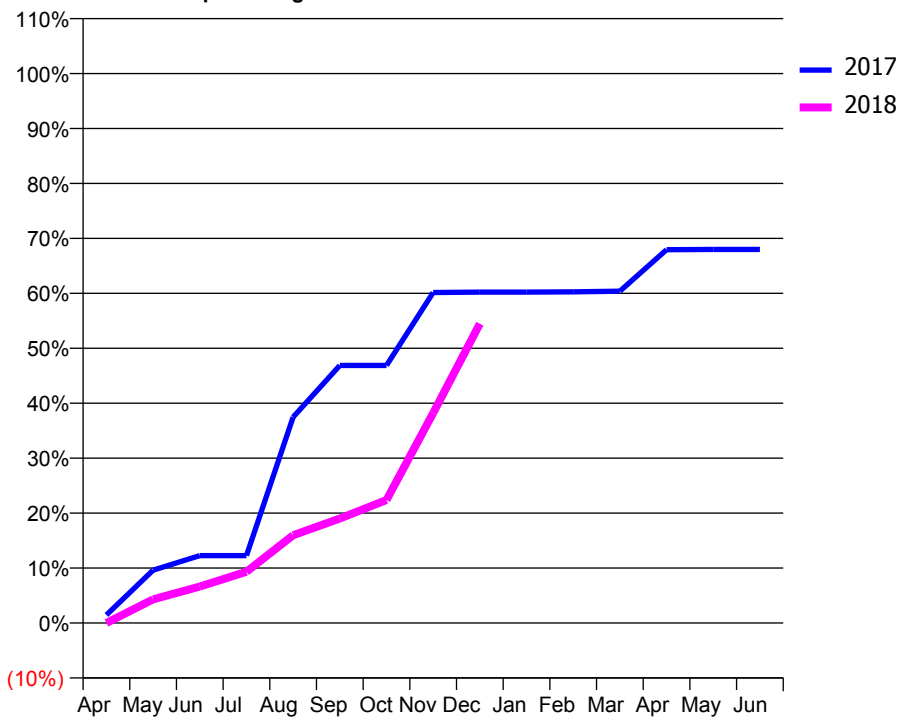
ACCESS*

Patients seen in 24 months	Total	Change since previous quarter
Quarter ending December 2016	1,718	
Quarter ending March 2017	1,304	↓
Quarter ending June 2017	1,167	↓
Quarter ending September 2017	1,174	→
Quarter ending December 2017	1,546	↑
Variance since December 2016	(10.0%)	↓



ACTIVITY

Cumulative percentage of contracted UDA delivered 2017 & 2018



Month	Adjusted Scheduled Activity (UDA)	
	2017	2018
April	79	0
May	520	233
June	662	359
July	662	503
August	2,024	863
September	2,531	1,027
October	2,531	1,210
November	3,249	2,064
December	3,253	2,942
January	3,253	
February	3,256	
March	3,262	
April	3,669	
May	3,672	
June	3,672	

QUALITY

	Quantity	Base Number	Contract	AT	Region	England
% of FP17s for the same patient ID Re-attending within 3 months - Children	11	396	2.8%	10.2%	11.8%	12.0%
% of FP17s for the same patient ID Re-attending within 3 months - Adults	79	1,254	6.3%	13.4%	15.3%	15.9%
% of FP17s for the same patient ID Re-attending between 3 & 9 months - Children	10	396	2.5%	59.6%	59.1%	58.0%
% of FP17s for the same patient ID Re-attending between 3 & 9 months - Adults	42	1,254	3.3%	54.5%	51.5%	50.5%
% of FP17s for Band 1 Urgent Courses	616	1,474	41.8%	7.2%	8.0%	9.0%
% of FP17s Relating to Free Repair or Replacements	3	1,474	0.2%	0.9%	0.8%	0.8%
% of FP17s Relating to Continuations	6	1,474	0.4%	1.2%	1.1%	1.1%
% of Patients satisfied with the dentistry they have received	2	2	N/A	91.5%	91.6%	91.5%
% of Patients satisfied with the time they had to wait for an appointment	2	2	N/A	89.7%	88.3%	87.9%

* This is based on patients treated on this contract for their most recent course of treatment. Figures in italics indicate the base number of FP17s or Patient Questionnaire responses are less than 100. N/A is shown where the base number of responses is less than 10 during the period. % is calculated as Quantity/Base number*100

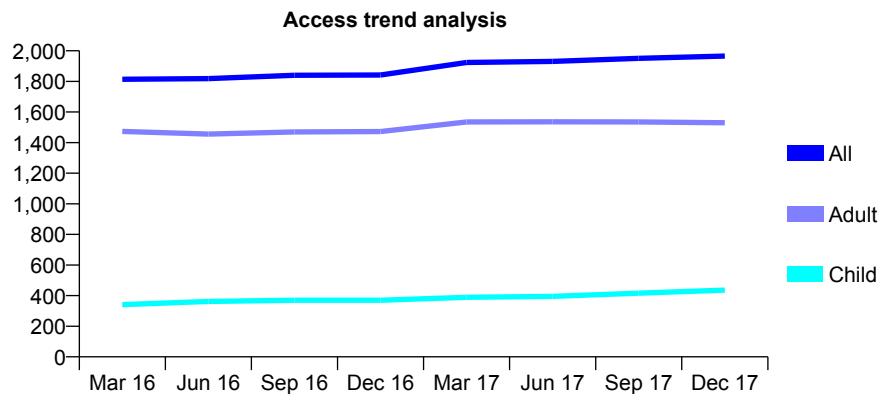
Q60 - Vital Signs At a Glance Contract Report for 764442/0005 - December 2017

Name or company name	Mr BD Coleyshaw
Contract type name	GDS Contract
Purpose of contract	General
Contract start date	01/04/2012
Contract end date	

17/18 Contracted general activity (UDA)	5,918
Carry forward general activity (UDA)	-50
17/18 Contracted orthodontic activity (UOA)	0
Carry forward orthodontic activity (UOA)	0
Baseline contract value	£133,604.01

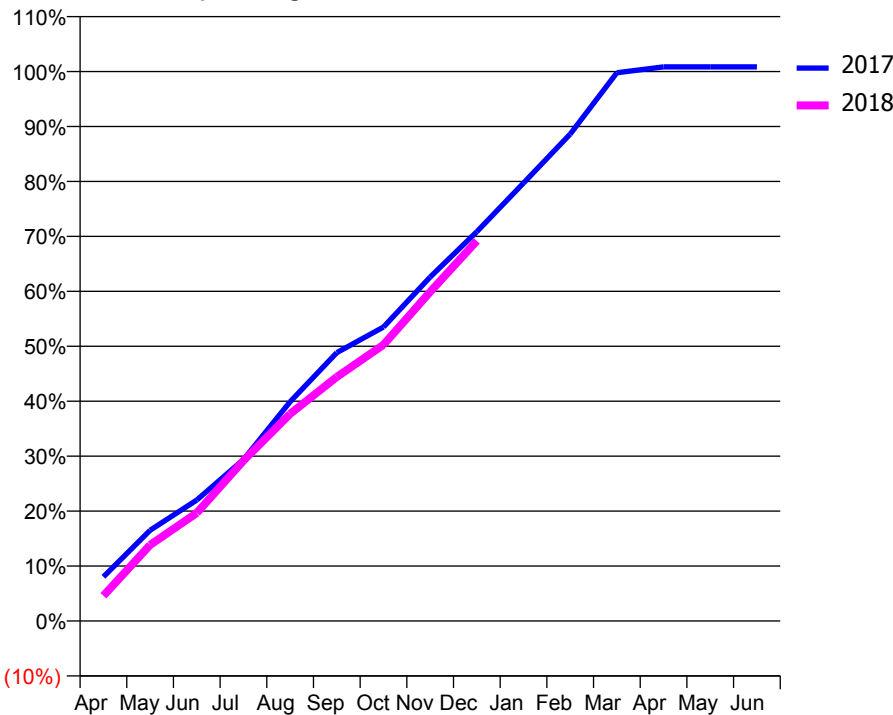
ACCESS*

Patients seen in 24 months	Total	Change since previous quarter
Quarter ending December 2016	1,842	
Quarter ending March 2017	1,924	↑
Quarter ending June 2017	1,931	→
Quarter ending September 2017	1,951	→
Quarter ending December 2017	1,966	→
Variance since December 2016	6.7%	↑



ACTIVITY

Cumulative percentage of contracted UDA delivered 2017 & 2018



Month	Adjusted Scheduled Activity (UDA)	
	2017	2018
April	477	273
May	977	820
June	1,303	1,163
July	1,738	1,728
August	2,361	2,231
September	2,890	2,628
October	3,166	2,975
November	3,704	3,545
December	4,193	4,093
January	4,717	
February	5,243	
March	5,904	
April	5,968	
May	5,968	
June	5,968	

QUALITY

	Quantity	Base Number	Contract	AT	Region	England
% of FP17s for the same patient ID Re-attending within 3 months - Children	37	487	7.6%	10.2%	11.8%	12.0%
% of FP17s for the same patient ID Re-attending within 3 months - Adults	252	1,773	14.2%	13.4%	15.3%	15.9%
% of FP17s for the same patient ID Re-attending between 3 & 9 months - Children	297	487	61.0%	59.6%	59.1%	58.0%
% of FP17s for the same patient ID Re-attending between 3 & 9 months - Adults	1,164	1,773	65.7%	54.5%	51.5%	50.5%
% of FP17s for Band 1 Urgent Courses	251	2,227	11.3%	7.2%	8.0%	9.0%
% of FP17s Relating to Free Repair or Replacements	15	2,227	0.7%	0.9%	0.8%	0.8%
% of FP17s Relating to Continuations	21	2,227	0.9%	1.2%	1.1%	1.1%
% of Patients satisfied with the dentistry they have received	4	5	N/A	91.5%	91.6%	91.5%
% of Patients satisfied with the time they had to wait for an appointment	5	5	N/A	89.7%	88.3%	87.9%

* This is based on patients treated on this contract for their most recent course of treatment. Figures in italics indicate the base number of FP17s or Patient Questionnaire responses are less than 100. N/A is shown where the base number of responses is less than 10 during the period. % is calculated as Quantity/Base number*100

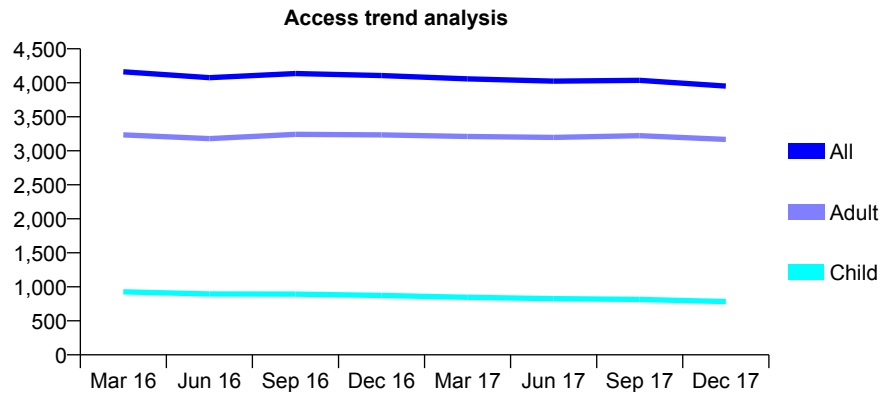
Q60 - Vital Signs At a Glance Contract Report for 765554/0001 - December 2017

Name or company name	MR MA FARAHZAD
Contract type name	GDS Contract
Purpose of contract	General
Contract start date	01/04/2006
Contract end date	

17/18 Contracted general activity (UDA)	11,601
Carry forward general activity (UDA)	425
17/18 Contracted orthodontic activity (UOA)	0
Carry forward orthodontic activity (UOA)	0
Baseline contract value	£298,944.29

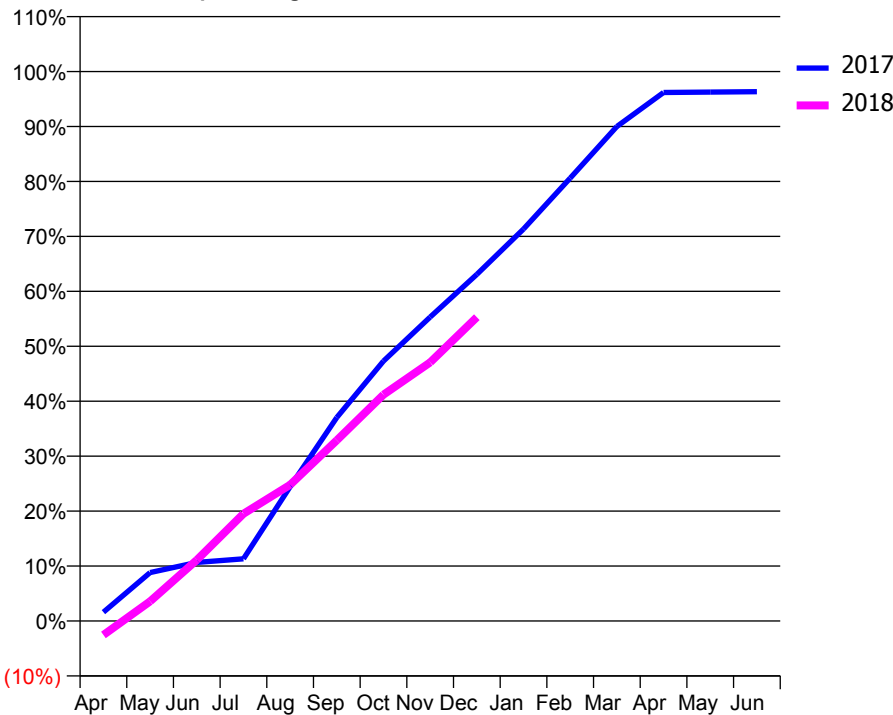
ACCESS*

Patients seen in 24 months	Total	Change since previous quarter
Quarter ending December 2016	4,107	
Quarter ending March 2017	4,057	↓
Quarter ending June 2017	4,024	→
Quarter ending September 2017	4,037	→
Quarter ending December 2017	3,952	↓
Variance since December 2016	(3.8%)	↓



ACTIVITY

Cumulative percentage of contracted UDA delivered 2017 & 2018



Month	Adjusted Scheduled Activity (UDA)	
	2017	2018
April	188	-296
May	1,025	414
June	1,236	1,288
July	1,313	2,266
August	2,835	2,875
September	4,298	3,817
October	5,488	4,779
November	6,416	5,461
December	7,318	6,413
January	8,276	
February	9,351	
March	10,439	
April	11,159	
May	11,168	
June	11,176	

QUALITY

	Quantity	Base Number	Contract	AT	Region	England
% of FP17s for the same patient ID Re-attending within 3 months - Children	41	649	6.3%	10.2%	11.8%	12.0%
% of FP17s for the same patient ID Re-attending within 3 months - Adults	418	2,964	14.1%	13.4%	15.3%	15.9%
% of FP17s for the same patient ID Re-attending between 3 & 9 months - Children	279	649	43.0%	59.6%	59.1%	58.0%
% of FP17s for the same patient ID Re-attending between 3 & 9 months - Adults	1,492	2,964	50.3%	54.5%	51.5%	50.5%
% of FP17s for Band 1 Urgent Courses	186	3,279	5.7%	7.2%	8.0%	9.0%
% of FP17s Relating to Free Repair or Replacements	18	3,279	0.5%	0.9%	0.8%	0.8%
% of FP17s Relating to Continuations	21	3,279	0.6%	1.2%	1.1%	1.1%
% of Patients satisfied with the dentistry they have received	8	10	80.0%	91.5%	91.6%	91.5%
% of Patients satisfied with the time they had to wait for an appointment	10	10	100.0%	89.7%	88.3%	87.9%

* This is based on patients treated on this contract for their most recent course of treatment. Figures in italics indicate the base number of FP17s or Patient Questionnaire responses are less than 100. N/A is shown where the base number of responses is less than 10 during the period. % is calculated as Quantity/Base number*100

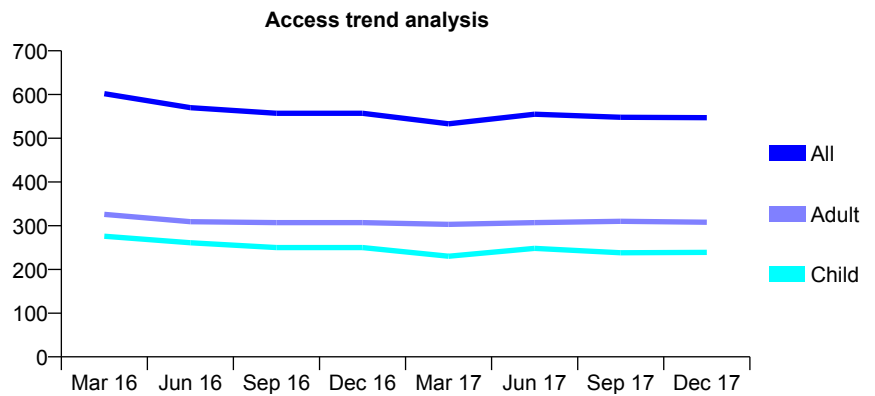
Q60 - Vital Signs At a Glance Contract Report for 768650/0002 - December 2017

Name or company name	MR RB ROUGH
Contract type name	GDS Contract
Purpose of contract	General
Contract start date	18/01/2013
Contract end date	

17/18 Contracted general activity (UDA)	1,646
Carry forward general activity (UDA)	0
17/18 Contracted orthodontic activity (UOA)	0
Carry forward orthodontic activity (UOA)	0
Baseline contract value	£36,703.25

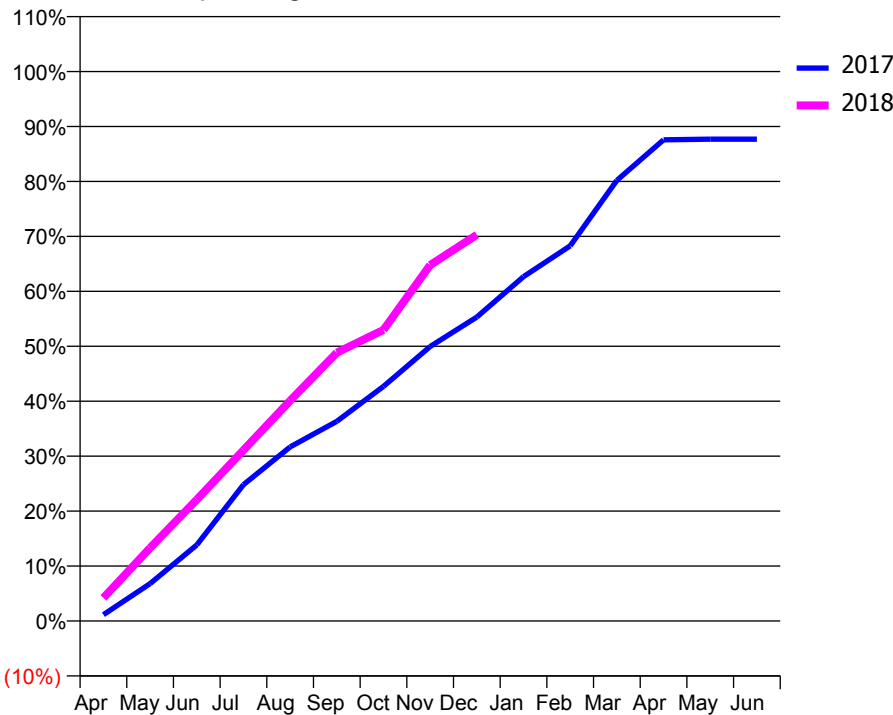
ACCESS*

Patients seen in 24 months	Total	Change since previous quarter
Quarter ending December 2016	557	
Quarter ending March 2017	533	↓
Quarter ending June 2017	555	↑
Quarter ending September 2017	548	↓
Quarter ending December 2017	547	→
Variance since December 2016	(1.8%)	↓



ACTIVITY

Cumulative percentage of contracted UDA delivered 2017 & 2018



Month	Adjusted Scheduled Activity (UDA)	
	2017	2018
April	19	69
May	112	219
June	228	364
July	409	512
August	522	660
September	598	804
October	703	872
November	822	1,066
December	911	1,157
January	1,032	
February	1,124	
March	1,320	
April	1,441	
May	1,443	
June	1,443	

QUALITY

	Quantity	Base Number	Contract	AT	Region	England
% of FP17s for the same patient ID Re-attending within 3 months - Children	46	366	12.6%	10.2%	11.8%	12.0%
% of FP17s for the same patient ID Re-attending within 3 months - Adults	48	340	14.1%	13.4%	15.3%	15.9%
% of FP17s for the same patient ID Re-attending between 3 & 9 months - Children	229	366	62.6%	59.6%	59.1%	58.0%
% of FP17s for the same patient ID Re-attending between 3 & 9 months - Adults	187	340	55.0%	54.5%	51.5%	50.5%
% of FP17s for Band 1 Urgent Courses	39	663	5.9%	7.2%	8.0%	9.0%
% of FP17s Relating to Free Repair or Replacements	1	663	0.2%	0.9%	0.8%	0.8%
% of FP17s Relating to Continuations	1	663	0.2%	1.2%	1.1%	1.1%
% of Patients satisfied with the dentistry they have received	0	1	N/A	91.5%	91.6%	91.5%
% of Patients satisfied with the time they had to wait for an appointment	1	1	N/A	89.7%	88.3%	87.9%

* This is based on patients treated on this contract for their most recent course of treatment. Figures in italics indicate the base number of FP17s or Patient Questionnaire responses are less than 100. N/A is shown where the base number of responses is less than 10 during the period. % is calculated as Quantity/Base number*100

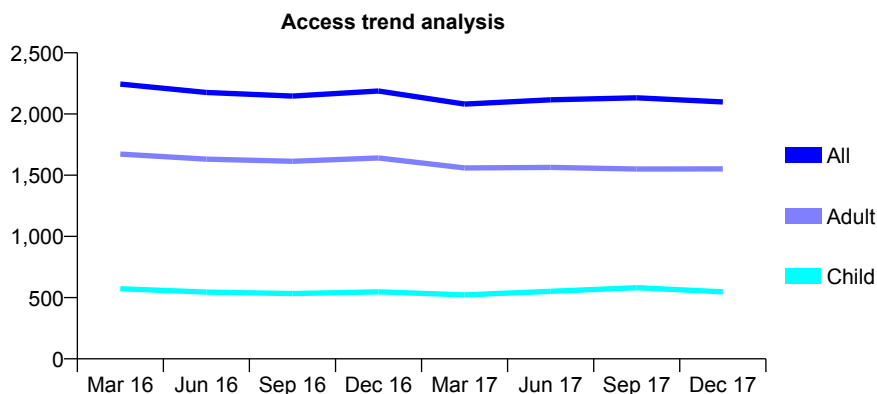
Q60 - Vital Signs At a Glance Contract Report for 771244/0002 - December 2017

Name or company name	MRS H HELLER
Contract type name	GDS Contract
Purpose of contract	General
Contract start date	01/04/2006
Contract end date	

17/18 Contracted general activity (UDA)	5,415
Carry forward general activity (UDA)	-108
17/18 Contracted orthodontic activity (UOA)	0
Carry forward orthodontic activity (UOA)	0
Baseline contract value	£154,353.23

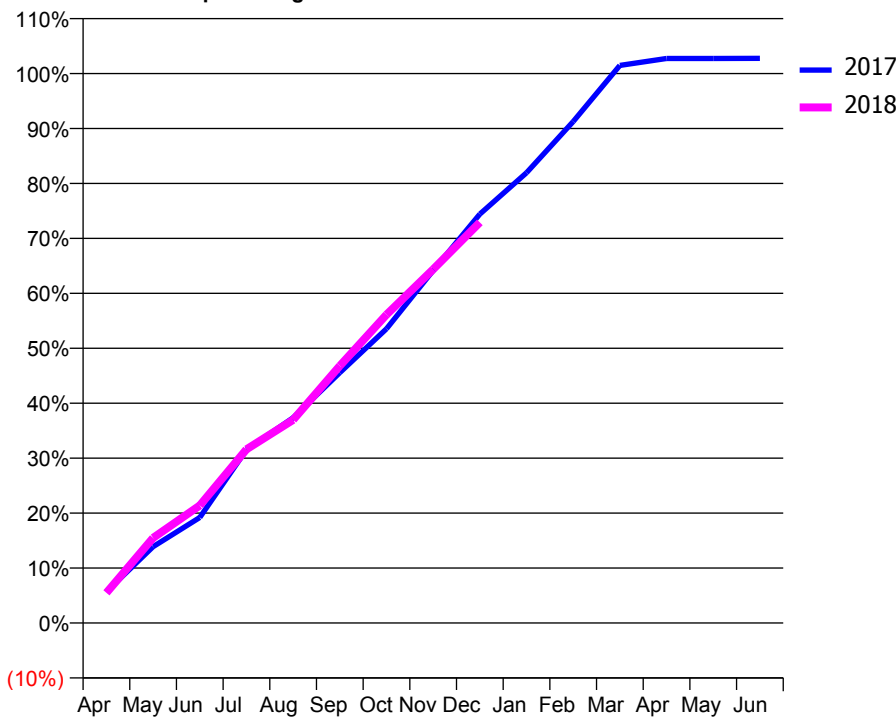
ACCESS*

Patients seen in 24 months	Total	Change since previous quarter
Quarter ending December 2016	2,188	
Quarter ending March 2017	2,081	↓
Quarter ending June 2017	2,116	→
Quarter ending September 2017	2,132	→
Quarter ending December 2017	2,099	↓
Variance since December 2016	(4.1%)	↓



ACTIVITY

Cumulative percentage of contracted UDA delivered 2017 & 2018



Month	Adjusted Scheduled Activity (UDA)	
	2017	2018
April	308	298
May	752	839
June	1,040	1,158
July	1,707	1,712
August	2,023	2,001
September	2,468	2,534
October	2,900	3,039
November	3,474	3,486
December	4,030	3,948
January	4,437	
February	4,942	
March	5,495	
April	5,563	
May	5,564	
June	5,565	

QUALITY

	Quantity	Base Number	Contract	AT	Region	England
% of FP17s for the same patient ID Re-attending within 3 months - Children	20	572	3.5%	10.2%	11.8%	12.0%
% of FP17s for the same patient ID Re-attending within 3 months - Adults	150	1,530	9.8%	13.4%	15.3%	15.9%
% of FP17s for the same patient ID Re-attending between 3 & 9 months - Children	265	572	46.3%	59.6%	59.1%	58.0%
% of FP17s for the same patient ID Re-attending between 3 & 9 months - Adults	644	1,530	42.1%	54.5%	51.5%	50.5%
% of FP17s for Band 1 Urgent Courses	171	2,073	8.2%	7.2%	8.0%	9.0%
% of FP17s Relating to Free Repair or Replacements	0	2,073	0.0%	0.9%	0.8%	0.8%
% of FP17s Relating to Continuations	36	2,073	1.7%	1.2%	1.1%	1.1%
% of Patients satisfied with the dentistry they have received	4	5	N/A	91.5%	91.6%	91.5%
% of Patients satisfied with the time they had to wait for an appointment	3	5	N/A	89.7%	88.3%	87.9%

* This is based on patients treated on this contract for their most recent course of treatment. Figures in italics indicate the base number of FP17s or Patient Questionnaire responses are less than 100. N/A is shown where the base number of responses is less than 10 during the period. % is calculated as Quantity/Base number*100

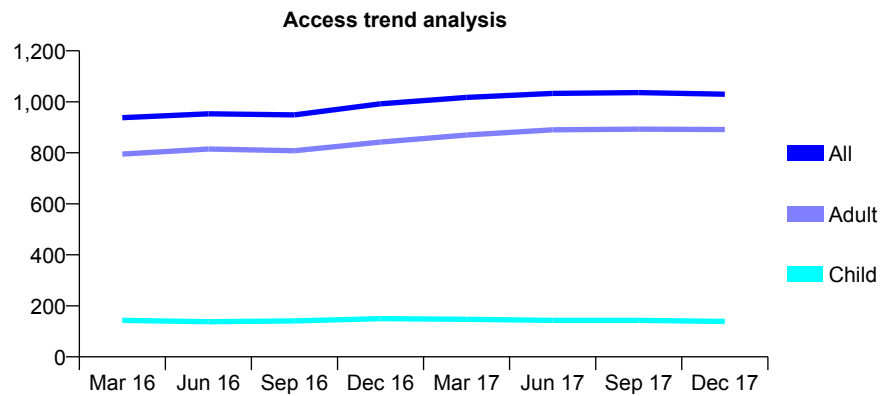
Q60 - Vital Signs At a Glance Contract Report for 773662/0002 - December 2017

Name or company name	MR N O'DONOVAN
Contract type name	GDS Contract
Purpose of contract	General
Contract start date	10/12/2006
Contract end date	

17/18 Contracted general activity (UDA)	4,079
Carry forward general activity (UDA)	0
17/18 Contracted orthodontic activity (UOA)	0
Carry forward orthodontic activity (UOA)	0
Baseline contract value	£142,879.92

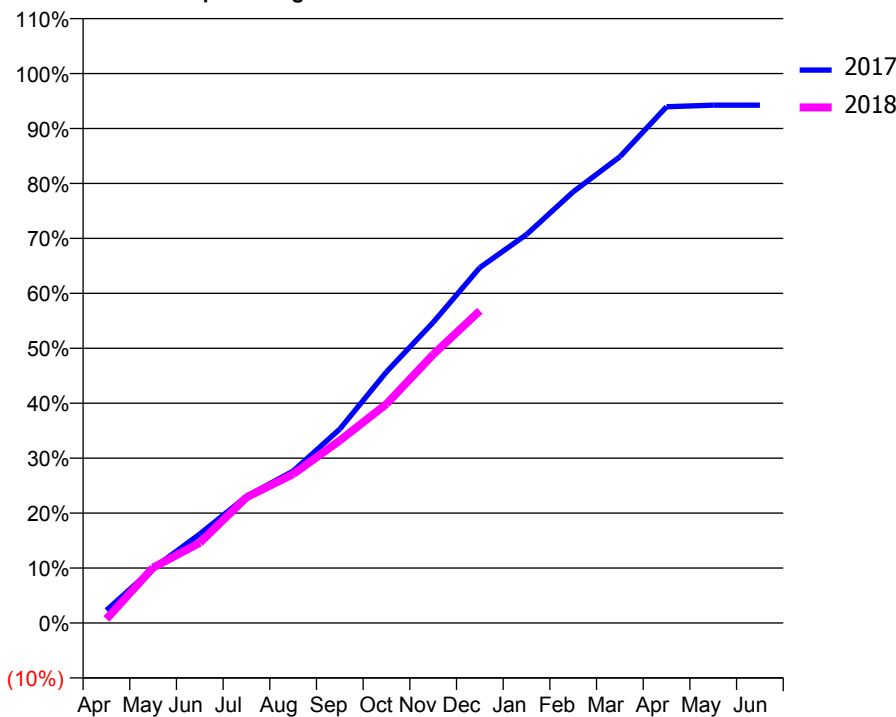
ACCESS*

Patients seen in 24 months	Total	Change since previous quarter
Quarter ending December 2016	992	
Quarter ending March 2017	1,017	↑
Quarter ending June 2017	1,033	→
Quarter ending September 2017	1,036	→
Quarter ending December 2017	1,030	→
Variance since December 2016	3.8%	↑



ACTIVITY

Cumulative percentage of contracted UDA delivered 2017 & 2018



Month	Adjusted Scheduled Activity (UDA)	
	2017	2018
April	95	31
May	405	411
June	661	595
July	940	933
August	1,128	1,105
September	1,440	1,354
October	1,864	1,626
November	2,232	1,993
December	2,638	2,318
January	2,884	
February	3,201	
March	3,461	
April	3,832	
May	3,844	
June	3,844	

QUALITY

	Quantity	Base Number	Contract	AT	Region	England
% of FP17s for the same patient ID Re-attending within 3 months - Children	10	131	7.6%	10.2%	11.8%	12.0%
% of FP17s for the same patient ID Re-attending within 3 months - Adults	104	950	10.9%	13.4%	15.3%	15.9%
% of FP17s for the same patient ID Re-attending between 3 & 9 months - Children	78	131	59.5%	59.6%	59.1%	58.0%
% of FP17s for the same patient ID Re-attending between 3 & 9 months - Adults	613	950	64.5%	54.5%	51.5%	50.5%
% of FP17s for Band 1 Urgent Courses	53	947	5.6%	7.2%	8.0%	9.0%
% of FP17s Relating to Free Repair or Replacements	11	947	1.2%	0.9%	0.8%	0.8%
% of FP17s Relating to Continuations	8	947	0.8%	1.2%	1.1%	1.1%
% of Patients satisfied with the dentistry they have received	1	1	N/A	91.5%	91.6%	91.5%
% of Patients satisfied with the time they had to wait for an appointment	1	1	N/A	89.7%	88.3%	87.9%

* This is based on patients treated on this contract for their most recent course of treatment. Figures in italics indicate the base number of FP17s or Patient Questionnaire responses are less than 100. N/A is shown where the base number of responses is less than 10 during the period. % is calculated as Quantity/Base number*100

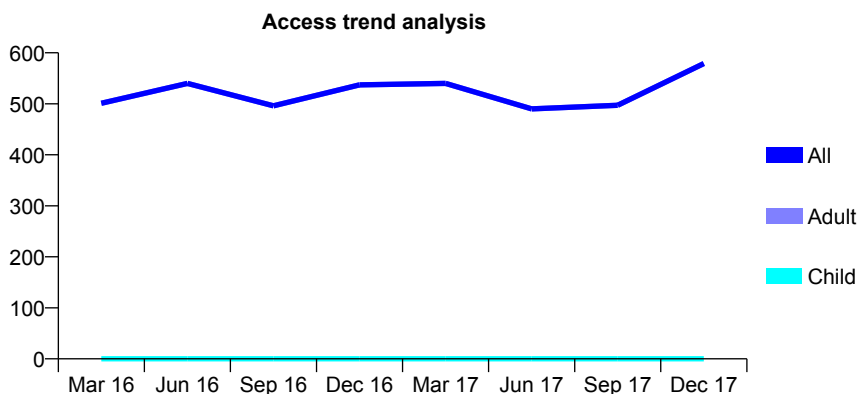
Q60 - Vital Signs At a Glance Contract Report for 775029/0001 - December 2017

Name or company name	Mr J S Hear and Partner
Contract type name	GDS Contract
Purpose of contract	General
Contract start date	01/04/2006
Contract end date	

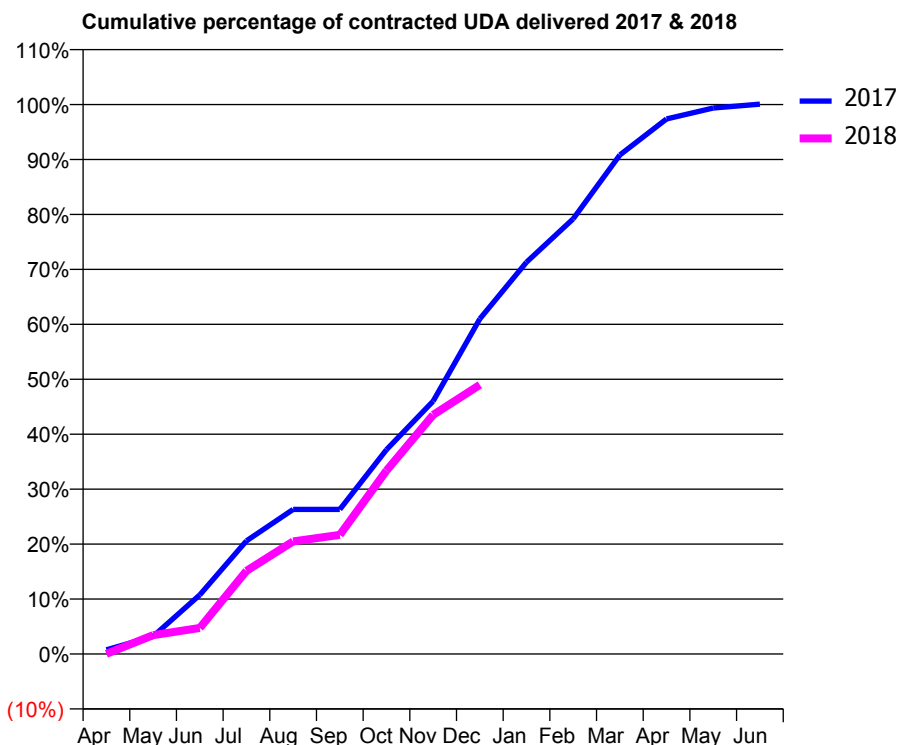
17/18 Contracted general activity (UDA)	2,766
Carry forward general activity (UDA)	-1
17/18 Contracted orthodontic activity (UOA)	0
Carry forward orthodontic activity (UOA)	0
Baseline contract value	£82,635.21

ACCESS*

Patients seen in 24 months	Total	Change since previous quarter
Quarter ending December 2016	537	
Quarter ending March 2017	540	→
Quarter ending June 2017	490	↓
Quarter ending September 2017	497	→
Quarter ending December 2017	579	↑
Variance since December 2016	7.8%	↑



ACTIVITY



Month	Adjusted Scheduled Activity (UDA)	
	2017	2018
April	13	1
May	55	95
June	184	131
July	352	418
August	450	567
September	450	600
October	636	924
November	787	1,204
December	1,043	1,355
January	1,219	
February	1,354	
March	1,553	
April	1,665	
May	1,699	
June	1,711	

QUALITY

	Quantity	Base Number	Contract	AT	Region	England
% of FP17s for the same patient ID Re-attending within 3 months - Children	0	0	N/A	10.2%	11.8%	12.0%
% of FP17s for the same patient ID Re-attending within 3 months - Adults	25	307	8.1%	13.4%	15.3%	15.9%
% of FP17s for the same patient ID Re-attending between 3 & 9 months - Children	0	0	N/A	59.6%	59.1%	58.0%
% of FP17s for the same patient ID Re-attending between 3 & 9 months - Adults	29	307	9.4%	54.5%	51.5%	50.5%
% of FP17s for Band 1 Urgent Courses	4	274	1.5%	7.2%	8.0%	9.0%
% of FP17s Relating to Free Repair or Replacements	0	274	0.0%	0.9%	0.8%	0.8%
% of FP17s Relating to Continuations	0	274	0.0%	1.2%	1.1%	1.1%
% of Patients satisfied with the dentistry they have received	1	2	N/A	91.5%	91.6%	91.5%
% of Patients satisfied with the time they had to wait for an appointment	2	2	N/A	89.7%	88.3%	87.9%

* This is based on patients treated on this contract for their most recent course of treatment. Figures in italics indicate the base number of FP17s or Patient Questionnaire responses are less than 100. N/A is shown where the base number of responses is less than 10 during the period. % is calculated as Quantity/Base number*100

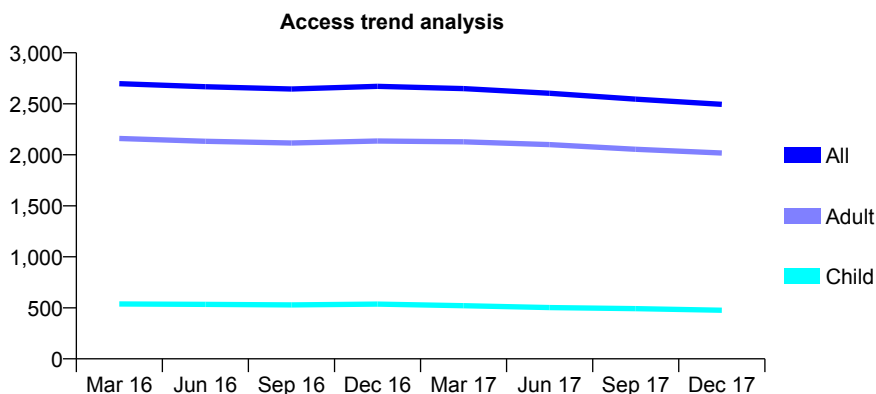
Q60 - Vital Signs At a Glance Contract Report for 775207/0001 - December 2017

Name or company name	Albert Dental Practice
Contract type name	GDS Contract
Purpose of contract	General
Contract start date	18/11/2007
Contract end date	

17/18 Contracted general activity (UDA)	8,967
Carry forward general activity (UDA)	-137
17/18 Contracted orthodontic activity (UOA)	0
Carry forward orthodontic activity (UOA)	0
Baseline contract value	£212,792.25

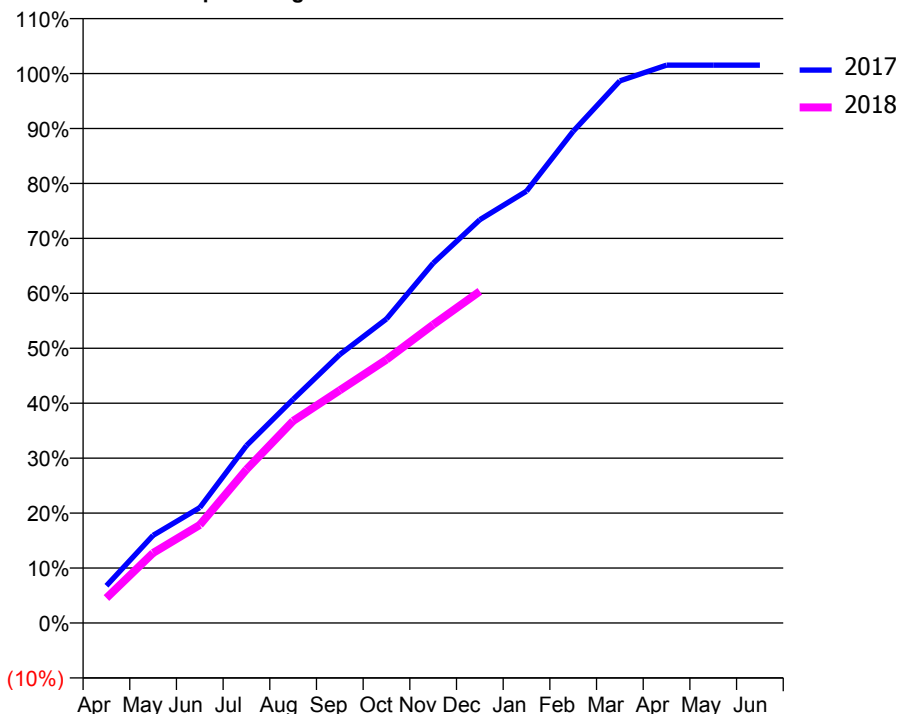
ACCESS*

Patients seen in 24 months	Total	Change since previous quarter
Quarter ending December 2016	2,671	
Quarter ending March 2017	2,649	→
Quarter ending June 2017	2,603	↓
Quarter ending September 2017	2,546	↓
Quarter ending December 2017	2,495	↓
Variance since December 2016	(6.6%)	↓



ACTIVITY

Cumulative percentage of contracted UDA delivered 2017 & 2018



Month	Adjusted Scheduled Activity (UDA)	
	2017	2018
April	607	408
May	1,431	1,144
June	1,883	1,601
July	2,896	2,505
August	3,649	3,298
September	4,382	3,799
October	4,961	4,299
November	5,872	4,869
December	6,581	5,414
January	7,047	
February	8,024	
March	8,847	
April	9,104	
May	9,104	
June	9,104	

QUALITY

	Quantity	Base Number	Contract	AT	Region	England
% of FP17s for the same patient ID Re-attending within 3 months - Children	44	531	8.3%	10.2%	11.8%	12.0%
% of FP17s for the same patient ID Re-attending within 3 months - Adults	396	2,304	17.2%	13.4%	15.3%	15.9%
% of FP17s for the same patient ID Re-attending between 3 & 9 months - Children	368	531	69.3%	59.6%	59.1%	58.0%
% of FP17s for the same patient ID Re-attending between 3 & 9 months - Adults	1,308	2,304	56.8%	54.5%	51.5%	50.5%
% of FP17s for Band 1 Urgent Courses	144	2,739	5.3%	7.2%	8.0%	9.0%
% of FP17s Relating to Free Repair or Replacements	47	2,739	1.7%	0.9%	0.8%	0.8%
% of FP17s Relating to Continuations	108	2,739	3.9%	1.2%	1.1%	1.1%
% of Patients satisfied with the dentistry they have received	4	4	N/A	91.5%	91.6%	91.5%
% of Patients satisfied with the time they had to wait for an appointment	4	4	N/A	89.7%	88.3%	87.9%

* This is based on patients treated on this contract for their most recent course of treatment. Figures in italics indicate the base number of FP17s or Patient Questionnaire responses are less than 100. N/A is shown where the base number of responses is less than 10 during the period. % is calculated as Quantity/Base number*100

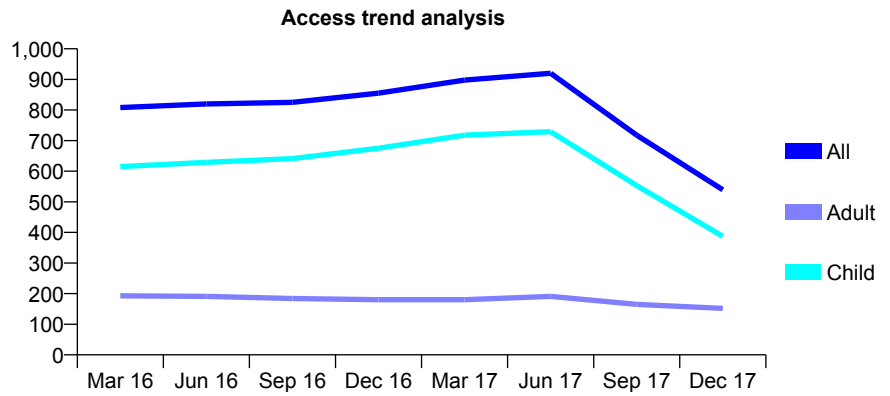
Q60 - Vital Signs At a Glance Contract Report for 807508/0004 - December 2017

Name or company name	MR SG MAIN
Contract type name	GDS Contract
Purpose of contract	General and Orthodontic
Contract start date	21/09/2009
Contract end date	31/07/2017

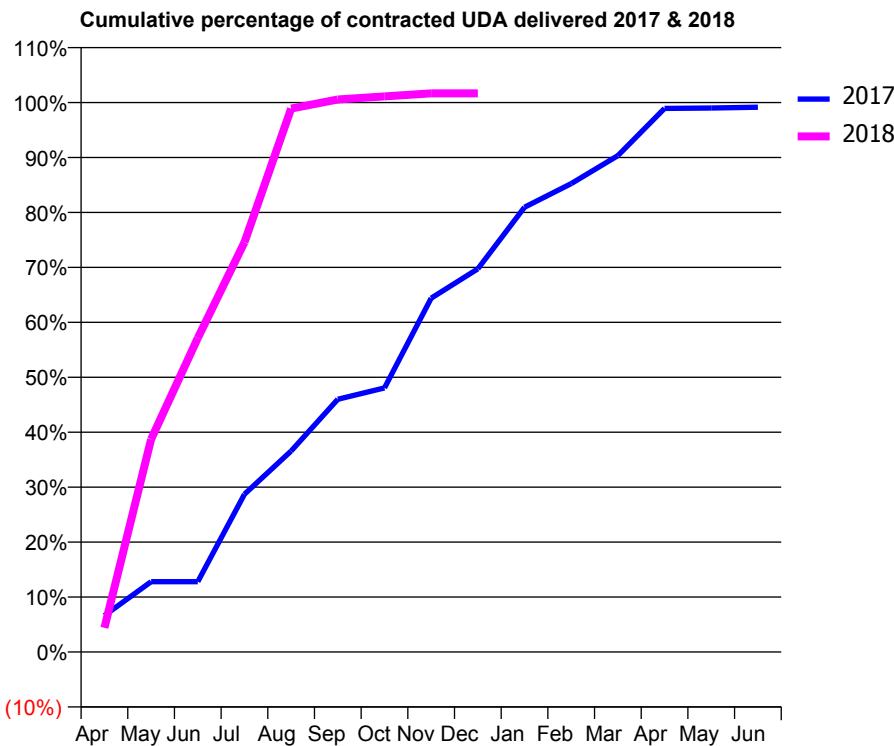
17/18 Contracted general activity (UDA)	544
Carry forward general activity (UDA)	0
17/18 Contracted orthodontic activity (UOA)	92
Carry forward orthodontic activity (UOA)	0
Baseline contract value	£20,428.22

ACCESS*

Patients seen in 24 months	Total	Change since previous quarter
Quarter ending December 2016	855	
Quarter ending March 2017	898	↑
Quarter ending June 2017	920	↑
Quarter ending September 2017	718	↓
Quarter ending December 2017	539	↓
Variance since December 2016	(37.0%)	↓



ACTIVITY



Month	Adjusted Scheduled Activity (UDA)	
	2017	2018
April	108	24
May	209	211
June	209	311
July	469	406
August	597	538
September	751	547
October	785	550
November	1,051	553
December	1,139	553
January	1,322	
February	1,392	
March	1,475	
April	1,616	
May	1,617	
June	1,619	

QUALITY

	Quantity	Base Number	Contract	AT	Region	England
% of FP17s for the same patient ID Re-attending within 3 months - Children	20	459	4.4%	10.2%	11.8%	12.0%
% of FP17s for the same patient ID Re-attending within 3 months - Adults	1	48	2.1%	13.4%	15.3%	15.9%
% of FP17s for the same patient ID Re-attending between 3 & 9 months - Children	216	459	47.1%	59.6%	59.1%	58.0%
% of FP17s for the same patient ID Re-attending between 3 & 9 months - Adults	17	48	35.4%	54.5%	51.5%	50.5%
% of FP17s for Band 1 Urgent Courses	11	377	2.9%	7.2%	8.0%	9.0%
% of FP17s Relating to Free Repair or Replacements	1	377	0.3%	0.9%	0.8%	0.8%
% of FP17s Relating to Continuations	0	377	0.0%	1.2%	1.1%	1.1%
% of Patients satisfied with the dentistry they have received	0	0	N/A	91.5%	91.6%	91.5%
% of Patients satisfied with the time they had to wait for an appointment	0	0	N/A	89.7%	88.3%	87.9%

* This is based on patients treated on this contract for their most recent course of treatment. Figures in italics indicate the base number of FP17s or Patient Questionnaire responses are less than 100. N/A is shown where the base number of responses is less than 10 during the period. % is calculated as Quantity/Base number*100

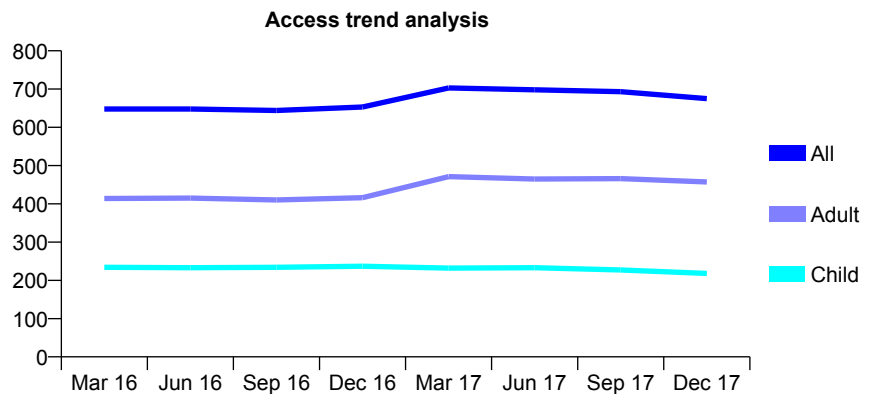
Q60 - Vital Signs At a Glance Contract Report for 809977/0001 - December 2017

Name or company name	MR JM ATKINSON
Contract type name	GDS Contract
Purpose of contract	General
Contract start date	01/04/2006
Contract end date	

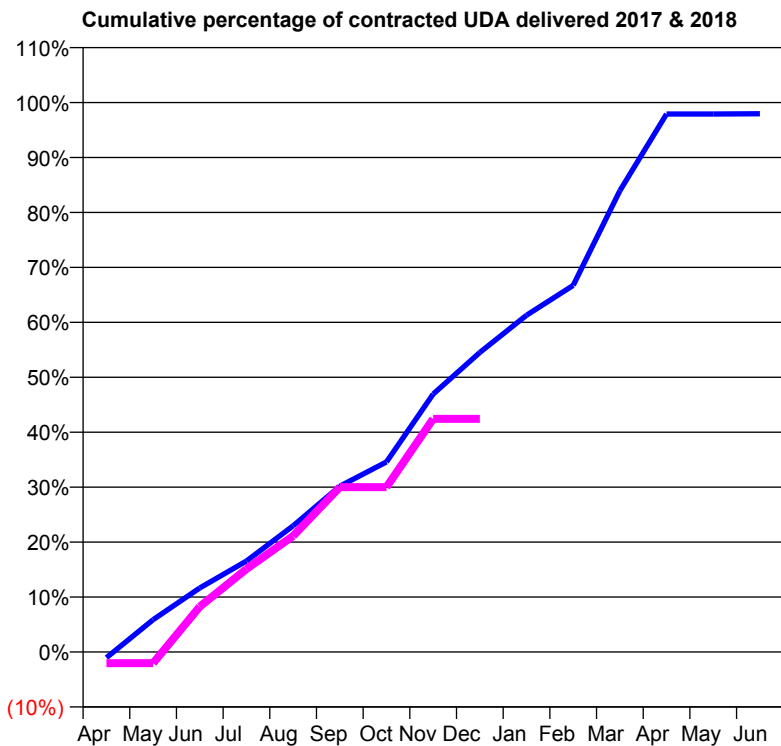
17/18 Contracted general activity (UDA)	1,904
Carry forward general activity (UDA)	39
17/18 Contracted orthodontic activity (UOA)	0
Carry forward orthodontic activity (UOA)	0
Baseline contract value	£46,095.72

ACCESS*

Patients seen in 24 months	Total	Change since previous quarter
Quarter ending December 2016	653	
Quarter ending March 2017	703	↑
Quarter ending June 2017	698	→
Quarter ending September 2017	693	→
Quarter ending December 2017	675	↓
Variance since December 2016	3.4%	↑



ACTIVITY



Month	Adjusted Scheduled Activity (UDA)	
	2017	2018
April	-20	-39
May	112	-39
June	222	157
July	315	288
August	437	402
September	574	571
October	659	571
November	894	808
December	1,038	808
January	1,167	
February	1,270	
March	1,599	
April	1,864	
May	1,864	
June	1,865	

QUALITY

	Quantity	Base Number	Contract	AT	Region	England
% of FP17s for the same patient ID Re-attending within 3 months - Children	10	199	5.0%	10.2%	11.8%	12.0%
% of FP17s for the same patient ID Re-attending within 3 months - Adults	8	346	2.3%	13.4%	15.3%	15.9%
% of FP17s for the same patient ID Re-attending between 3 & 9 months - Children	109	199	54.8%	59.6%	59.1%	58.0%
% of FP17s for the same patient ID Re-attending between 3 & 9 months - Adults	188	346	54.3%	54.5%	51.5%	50.5%
% of FP17s for Band 1 Urgent Courses	9	440	2.0%	7.2%	8.0%	9.0%
% of FP17s Relating to Free Repair or Replacements	0	440	0.0%	0.9%	0.8%	0.8%
% of FP17s Relating to Continuations	0	440	0.0%	1.2%	1.1%	1.1%
% of Patients satisfied with the dentistry they have received	0	0	N/A	91.5%	91.6%	91.5%
% of Patients satisfied with the time they had to wait for an appointment	0	0	N/A	89.7%	88.3%	87.9%

* This is based on patients treated on this contract for their most recent course of treatment. Figures in italics indicate the base number of FP17s or Patient Questionnaire responses are less than 100. N/A is shown where the base number of responses is less than 10 during the period. % is calculated as Quantity/Base number*100

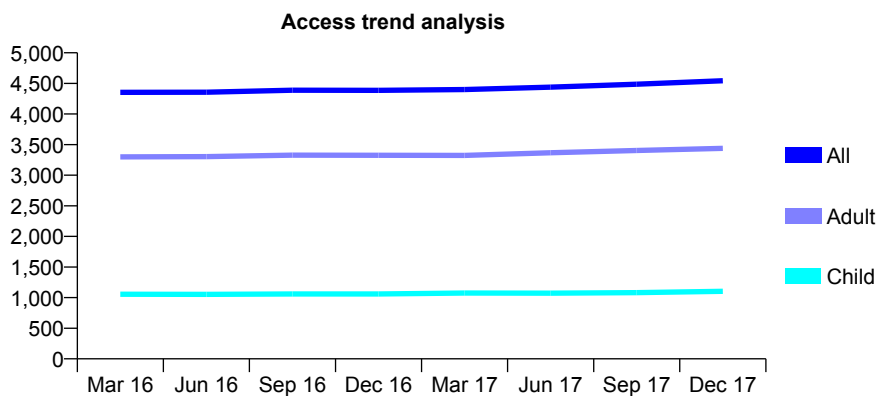
Q60 - Vital Signs At a Glance Contract Report for 812242/0001 - December 2017

Name or company name	MR JA BLAYNEY
Contract type name	GDS Contract
Purpose of contract	General
Contract start date	01/04/2006
Contract end date	

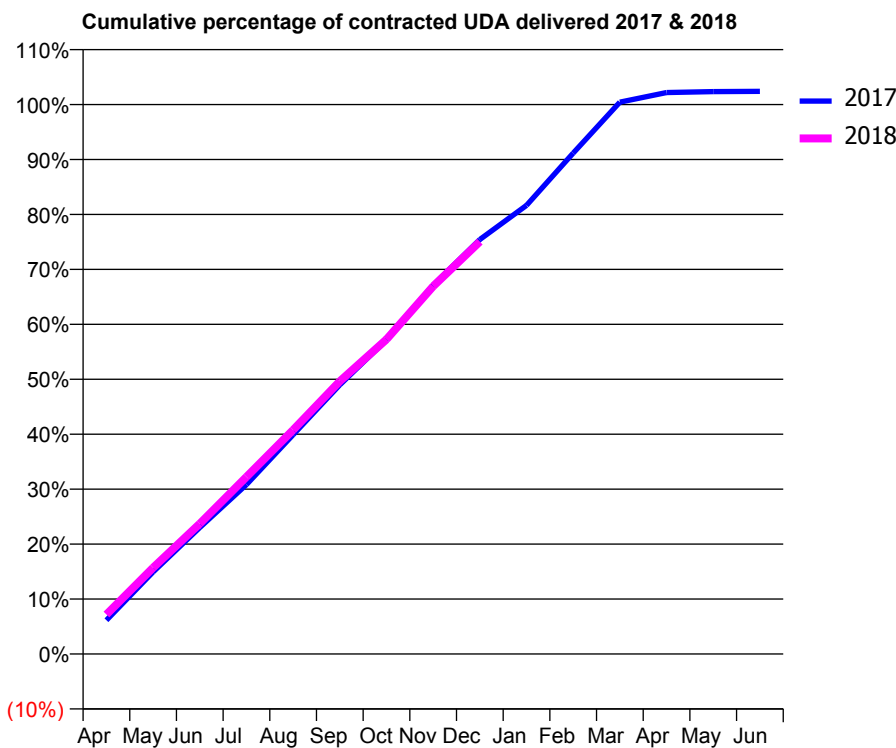
17/18 Contracted general activity (UDA)	12,840
Carry forward general activity (UDA)	-257
17/18 Contracted orthodontic activity (UOA)	0
Carry forward orthodontic activity (UOA)	0
Baseline contract value	£360,419.94

ACCESS*

Patients seen in 24 months	Total	Change since previous quarter
Quarter ending December 2016	4,387	
Quarter ending March 2017	4,399	→
Quarter ending June 2017	4,439	→
Quarter ending September 2017	4,486	→
Quarter ending December 2017	4,544	→
Variance since December 2016	3.6%	↑



ACTIVITY



Month	Adjusted Scheduled Activity (UDA)	
	2017	2018
April	791	922
May	1,917	2,018
June	2,954	3,047
July	3,958	4,140
August	5,125	5,236
September	6,288	6,375
October	7,339	7,351
November	8,621	8,591
December	9,685	9,635
January	10,483	
February	11,704	
March	12,895	
April	13,121	
May	13,143	
June	13,147	

QUALITY

	Quantity	Base Number	Contract	AT	Region	England
% of FP17s for the same patient ID Re-attending within 3 months - Children	68	1,151	5.9%	10.2%	11.8%	12.0%
% of FP17s for the same patient ID Re-attending within 3 months - Adults	359	3,471	10.3%	13.4%	15.3%	15.9%
% of FP17s for the same patient ID Re-attending between 3 & 9 months - Children	624	1,151	54.2%	59.6%	59.1%	58.0%
% of FP17s for the same patient ID Re-attending between 3 & 9 months - Adults	1,799	3,471	51.8%	54.5%	51.5%	50.5%
% of FP17s for Band 1 Urgent Courses	201	4,480	4.5%	7.2%	8.0%	9.0%
% of FP17s Relating to Free Repair or Replacements	27	4,480	0.6%	0.9%	0.8%	0.8%
% of FP17s Relating to Continuations	31	4,480	0.7%	1.2%	1.1%	1.1%
% of Patients satisfied with the dentistry they have received	4	4	N/A	91.5%	91.6%	91.5%
% of Patients satisfied with the time they had to wait for an appointment	4	4	N/A	89.7%	88.3%	87.9%

* This is based on patients treated on this contract for their most recent course of treatment. Figures in italics indicate the base number of FP17s or Patient Questionnaire responses are less than 100. N/A is shown where the base number of responses is less than 10 during the period. % is calculated as Quantity/Base number*100

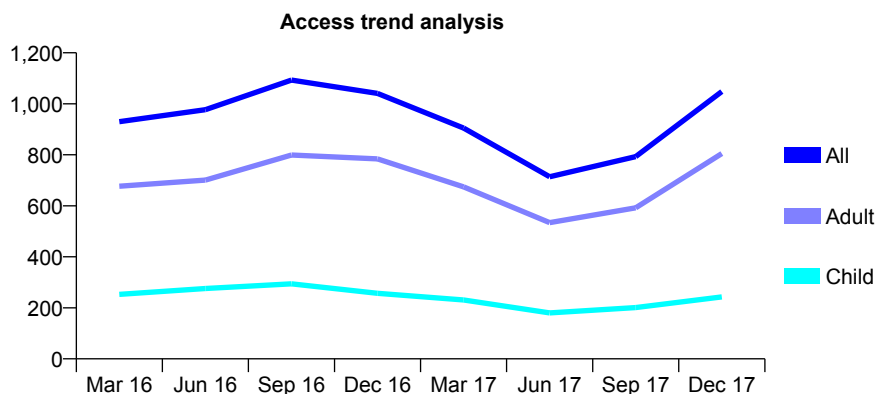
Q60 - Vital Signs At a Glance Contract Report for 824453/0001 - December 2017

Name or company name	Mr P J Middleton
Contract type name	GDS Contract
Purpose of contract	General
Contract start date	01/04/2006
Contract end date	

17/18 Contracted general activity (UDA)	2,428
Carry forward general activity (UDA)	-17
17/18 Contracted orthodontic activity (UOA)	0
Carry forward orthodontic activity (UOA)	0
Baseline contract value	£50,652.18

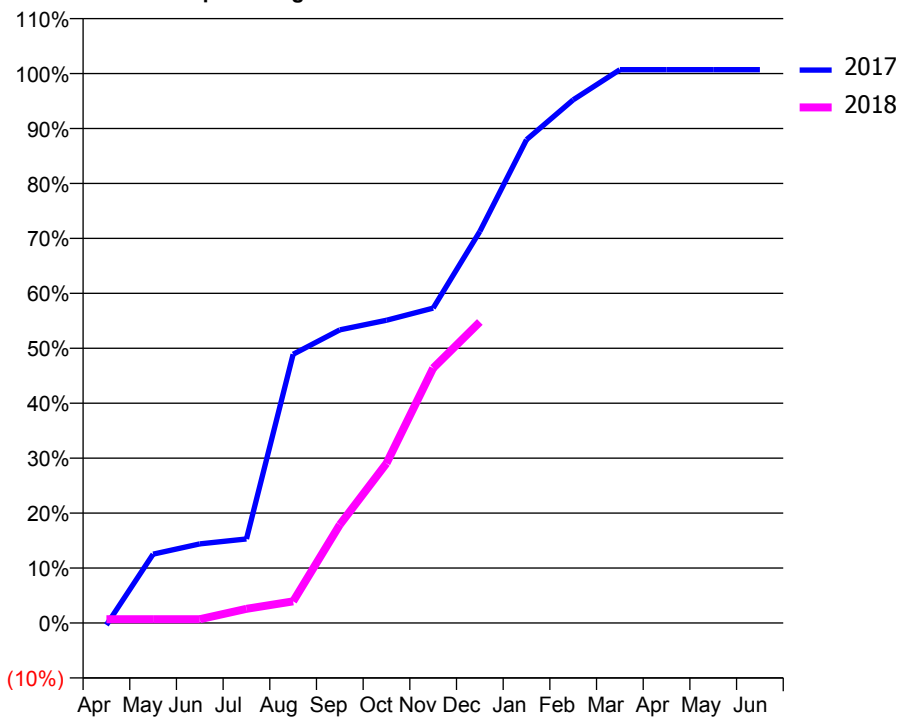
ACCESS*

Patients seen in 24 months	Total	Change since previous quarter
Quarter ending December 2016	1,041	
Quarter ending March 2017	905	↓
Quarter ending June 2017	714	↓
Quarter ending September 2017	793	↑
Quarter ending December 2017	1,048	↑
Variance since December 2016	0.7%	→



ACTIVITY

Cumulative percentage of contracted UDA delivered 2017 & 2018



Month	Adjusted Scheduled Activity (UDA)	
	2017	2018
April	-9	17
May	305	17
June	350	17
July	372	63
August	1,188	96
September	1,296	435
October	1,338	706
November	1,391	1,126
December	1,730	1,330
January	2,135	
February	2,312	
March	2,445	
April	2,445	
May	2,445	
June	2,445	

QUALITY

	Quantity	Base Number	Contract	AT	Region	England
% of FP17s for the same patient ID Re-attending within 3 months - Children	6	200	3.0%	10.2%	11.8%	12.0%
% of FP17s for the same patient ID Re-attending within 3 months - Adults	27	579	4.7%	13.4%	15.3%	15.9%
% of FP17s for the same patient ID Re-attending between 3 & 9 months - Children	12	200	6.0%	59.6%	59.1%	58.0%
% of FP17s for the same patient ID Re-attending between 3 & 9 months - Adults	32	579	5.5%	54.5%	51.5%	50.5%
% of FP17s for Band 1 Urgent Courses	46	779	5.9%	7.2%	8.0%	9.0%
% of FP17s Relating to Free Repair or Replacements	4	779	0.5%	0.9%	0.8%	0.8%
% of FP17s Relating to Continuations	2	779	0.3%	1.2%	1.1%	1.1%
% of Patients satisfied with the dentistry they have received	2	2	N/A	91.5%	91.6%	91.5%
% of Patients satisfied with the time they had to wait for an appointment	2	2	N/A	89.7%	88.3%	87.9%

* This is based on patients treated on this contract for their most recent course of treatment. Figures in italics indicate the base number of FP17s or Patient Questionnaire responses are less than 100. N/A is shown where the base number of responses is less than 10 during the period. % is calculated as Quantity/Base number*100

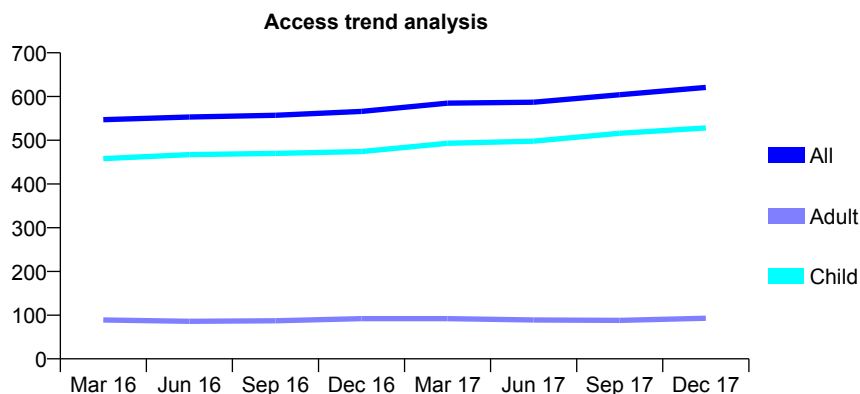
Q60 - Vital Signs At a Glance Contract Report for 825085/0001 - December 2017

Name or company name	MR PB NADIN
Contract type name	GDS Contract
Purpose of contract	General
Contract start date	01/04/2006
Contract end date	

17/18 Contracted general activity (UDA)	1,686
Carry forward general activity (UDA)	0
17/18 Contracted orthodontic activity (UOA)	0
Carry forward orthodontic activity (UOA)	0
Baseline contract value	£43,781.57

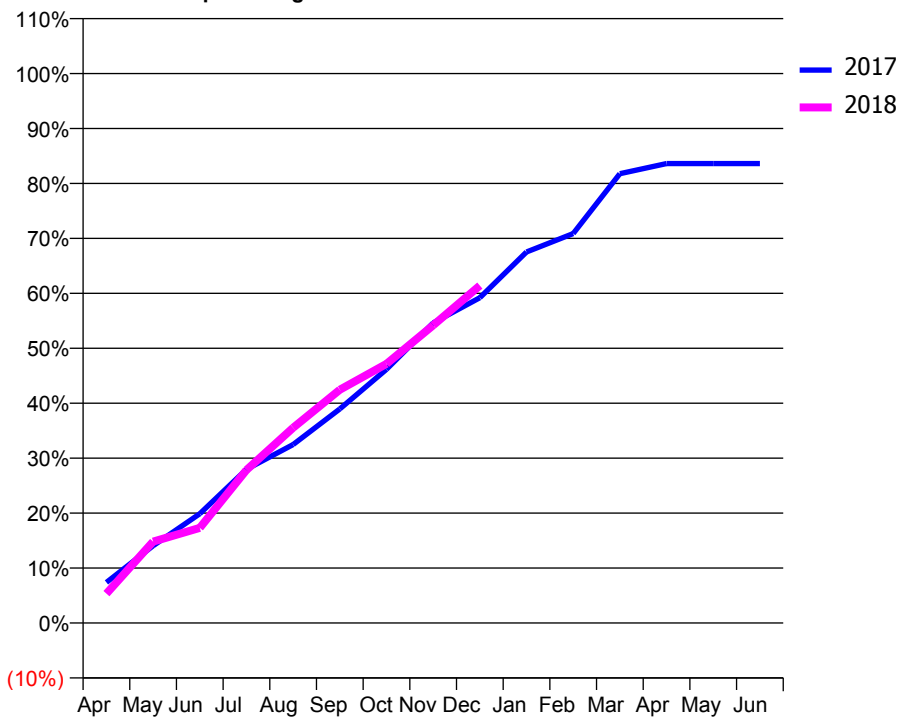
ACCESS*

Patients seen in 24 months	Total	Change since previous quarter
Quarter ending December 2016	566	
Quarter ending March 2017	585	↑
Quarter ending June 2017	587	→
Quarter ending September 2017	604	↑
Quarter ending December 2017	621	↑
Variance since December 2016	9.7%	↑



ACTIVITY

Cumulative percentage of contracted UDA delivered 2017 & 2018



Month	Adjusted Scheduled Activity (UDA)	
	2017	2018
April	124	90
May	237	250
June	335	292
July	471	470
August	548	599
September	657	716
October	778	795
November	921	913
December	998	1,035
January	1,139	
February	1,195	
March	1,378	
April	1,410	
May	1,410	
June	1,410	

QUALITY

	Quantity	Base Number	Contract	AT	Region	England
% of FP17s for the same patient ID Re-attending within 3 months - Children	58	699	8.3%	10.2%	11.8%	12.0%
% of FP17s for the same patient ID Re-attending within 3 months - Adults	11	56	19.6%	13.4%	15.3%	15.9%
% of FP17s for the same patient ID Re-attending between 3 & 9 months - Children	467	699	66.8%	59.6%	59.1%	58.0%
% of FP17s for the same patient ID Re-attending between 3 & 9 months - Adults	35	56	62.5%	54.5%	51.5%	50.5%
% of FP17s for Band 1 Urgent Courses	27	736	3.7%	7.2%	8.0%	9.0%
% of FP17s Relating to Free Repair or Replacements	0	736	0.0%	0.9%	0.8%	0.8%
% of FP17s Relating to Continuations	9	736	1.2%	1.2%	1.1%	1.1%
% of Patients satisfied with the dentistry they have received	1	1	N/A	91.5%	91.6%	91.5%
% of Patients satisfied with the time they had to wait for an appointment	1	1	N/A	89.7%	88.3%	87.9%

* This is based on patients treated on this contract for their most recent course of treatment. Figures in italics indicate the base number of FP17s or Patient Questionnaire responses are less than 100. N/A is shown where the base number of responses is less than 10 during the period. % is calculated as Quantity/Base number*100

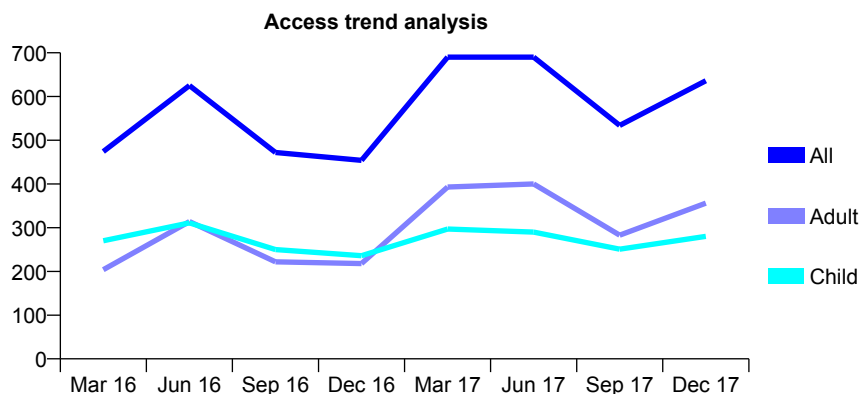
Q60 - Vital Signs At a Glance Contract Report for 833304/0001 - December 2017

Name or company name	MR AP JAMES
Contract type name	GDS Contract
Purpose of contract	General and Orthodontic
Contract start date	01/04/2006
Contract end date	

17/18 Contracted general activity (UDA)	1,526
Carry forward general activity (UDA)	0
17/18 Contracted orthodontic activity (UOA)	80
Carry forward orthodontic activity (UOA)	0
Baseline contract value	£47,308.66

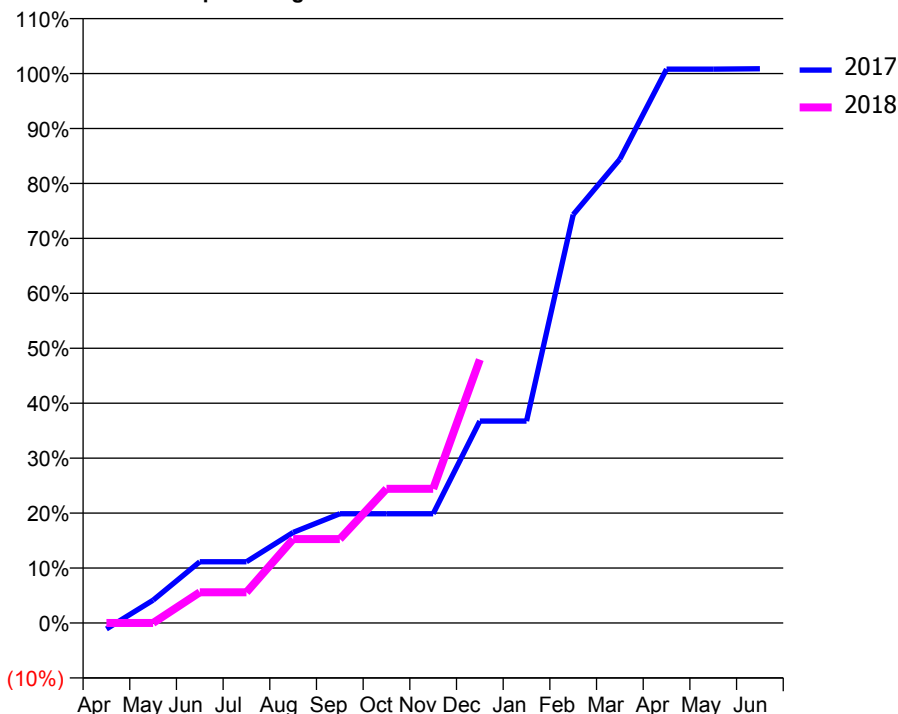
ACCESS*

Patients seen in 24 months	Total	Change since previous quarter
Quarter ending December 2016	454	
Quarter ending March 2017	690	↑
Quarter ending June 2017	690	→
Quarter ending September 2017	534	↓
Quarter ending December 2017	636	↑
Variance since December 2016	40.1%	↑



ACTIVITY

Cumulative percentage of contracted UDA delivered 2017 & 2018



Month	Adjusted Scheduled Activity (UDA)	
	2017	2018
April	-17	0
May	63	0
June	170	85
July	170	85
August	252	233
September	304	233
October	304	373
November	304	373
December	561	731
January	561	
February	1,134	
March	1,288	
April	1,538	
May	1,538	
June	1,539	

QUALITY

	Quantity	Base Number	Contract	AT	Region	England
% of FP17s for the same patient ID Re-attending within 3 months - Children	21	333	6.3%	10.2%	11.8%	12.0%
% of FP17s for the same patient ID Re-attending within 3 months - Adults	10	372	2.7%	13.4%	15.3%	15.9%
% of FP17s for the same patient ID Re-attending between 3 & 9 months - Children	181	333	54.4%	59.6%	59.1%	58.0%
% of FP17s for the same patient ID Re-attending between 3 & 9 months - Adults	75	372	20.2%	54.5%	51.5%	50.5%
% of FP17s for Band 1 Urgent Courses	40	540	7.4%	7.2%	8.0%	9.0%
% of FP17s Relating to Free Repair or Replacements	0	540	0.0%	0.9%	0.8%	0.8%
% of FP17s Relating to Continuations	0	540	0.0%	1.2%	1.1%	1.1%
% of Patients satisfied with the dentistry they have received	0	0	N/A	91.5%	91.6%	91.5%
% of Patients satisfied with the time they had to wait for an appointment	0	0	N/A	89.7%	88.3%	87.9%

* This is based on patients treated on this contract for their most recent course of treatment. Figures in italics indicate the base number of FP17s or Patient Questionnaire responses are less than 100. N/A is shown where the base number of responses is less than 10 during the period. % is calculated as Quantity/Base number*100

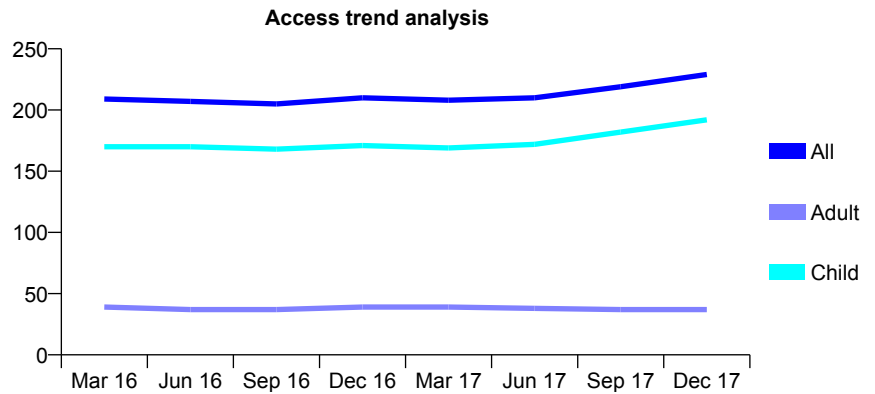
Q60 - Vital Signs At a Glance Contract Report for 840319/0001 - December 2017

Name or company name	MISS SJ WORSKETT
Contract type name	GDS Contract
Purpose of contract	General
Contract start date	01/04/2006
Contract end date	

17/18 Contracted general activity (UDA)	373
Carry forward general activity (UDA)	14
17/18 Contracted orthodontic activity (UOA)	0
Carry forward orthodontic activity (UOA)	0
Baseline contract value	£7,739.90

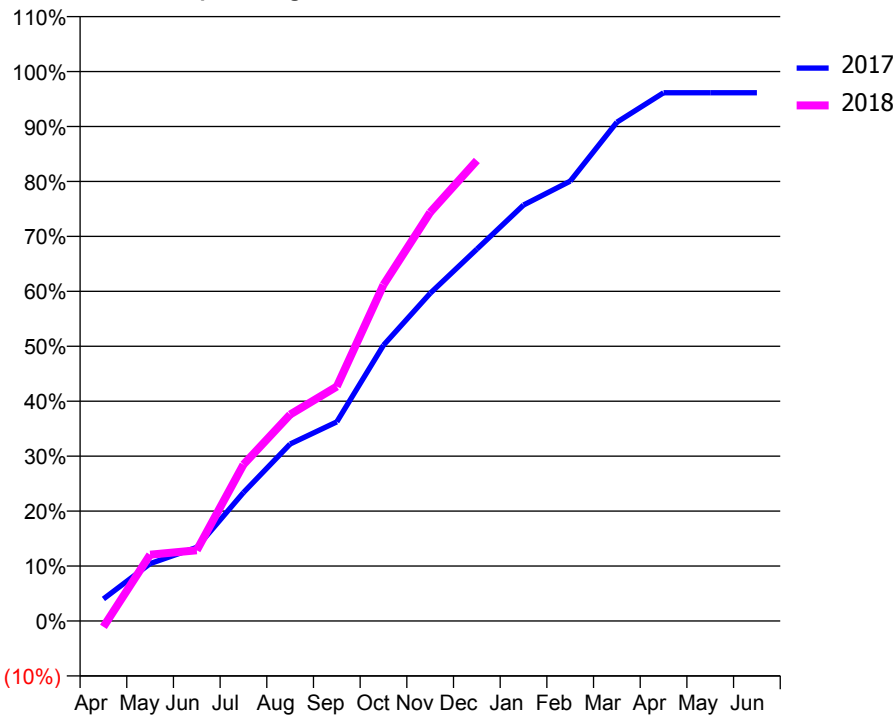
ACCESS*

Patients seen in 24 months	Total	Change since previous quarter
Quarter ending December 2016	210	
Quarter ending March 2017	208	→
Quarter ending June 2017	210	→
Quarter ending September 2017	219	↑
Quarter ending December 2017	229	↑
Variance since December 2016	9.0%	↑



ACTIVITY

Cumulative percentage of contracted UDA delivered 2017 & 2018



Month	Adjusted Scheduled Activity (UDA)	
	2017	2018
April	15	-4
May	39	45
June	50	48
July	87	106
August	120	140
September	135	159
October	187	228
November	222	277
December	252	313
January	282	
February	299	
March	339	
April	359	
May	359	
June	359	

QUALITY

	Quantity	Base Number	Contract	AT	Region	England
% of FP17s for the same patient ID Re-attending within 3 months - Children	10	213	4.7%	10.2%	11.8%	12.0%
% of FP17s for the same patient ID Re-attending within 3 months - Adults	1	28	3.6%	13.4%	15.3%	15.9%
% of FP17s for the same patient ID Re-attending between 3 & 9 months - Children	115	213	54.0%	59.6%	59.1%	58.0%
% of FP17s for the same patient ID Re-attending between 3 & 9 months - Adults	11	28	39.3%	54.5%	51.5%	50.5%
% of FP17s for Band 1 Urgent Courses	3	229	1.3%	7.2%	8.0%	9.0%
% of FP17s Relating to Free Repair or Replacements	0	229	0.0%	0.9%	0.8%	0.8%
% of FP17s Relating to Continuations	0	229	0.0%	1.2%	1.1%	1.1%
% of Patients satisfied with the dentistry they have received	0	0	N/A	91.5%	91.6%	91.5%
% of Patients satisfied with the time they had to wait for an appointment	0	0	N/A	89.7%	88.3%	87.9%

* This is based on patients treated on this contract for their most recent course of treatment. Figures in italics indicate the base number of FP17s or Patient Questionnaire responses are less than 100. N/A is shown where the base number of responses is less than 10 during the period. % is calculated as Quantity/Base number*100

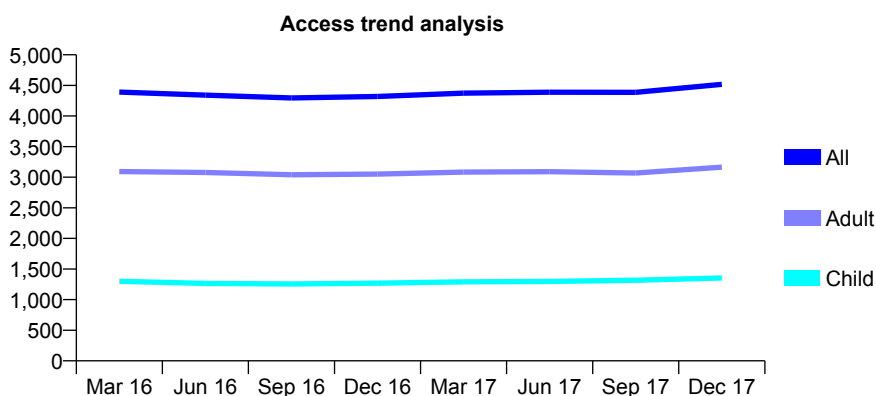
Q60 - Vital Signs At a Glance Contract Report for 840610/0001 - December 2017

Name or company name	MR RK NAHAR
Contract type name	GDS Contract
Purpose of contract	General and Orthodontic
Contract start date	01/04/2006
Contract end date	

17/18 Contracted general activity (UDA)	14,203
Carry forward general activity (UDA)	0
17/18 Contracted orthodontic activity (UOA)	656
Carry forward orthodontic activity (UOA)	391
Baseline contract value	£378,142.55

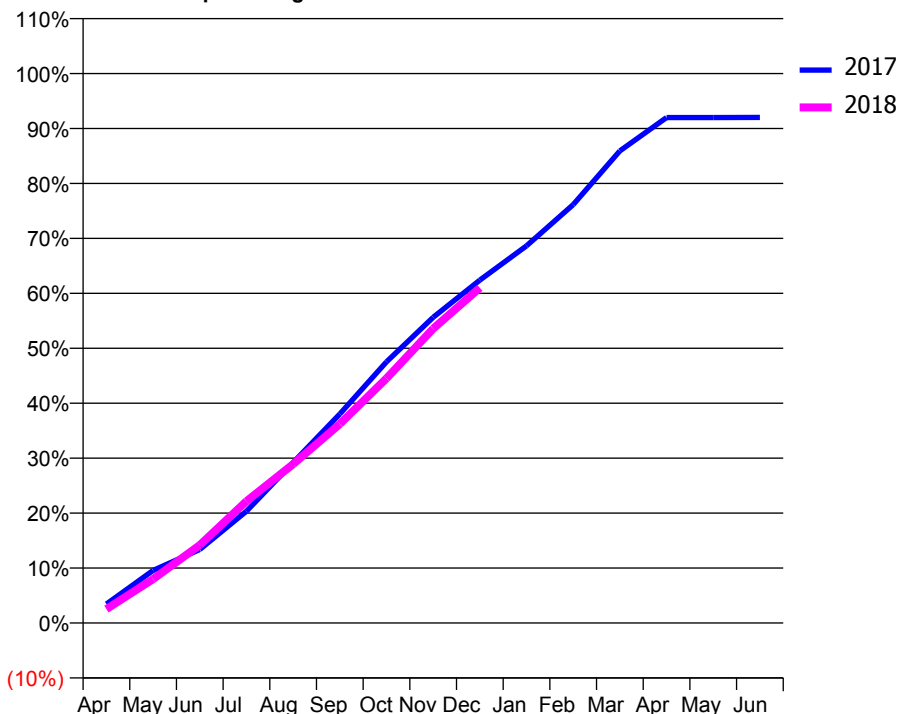
ACCESS*

Patients seen in 24 months	Total	Change since previous quarter
Quarter ending December 2016	4,320	
Quarter ending March 2017	4,374	→
Quarter ending June 2017	4,388	→
Quarter ending September 2017	4,386	→
Quarter ending December 2017	4,518	↑
Variance since December 2016	4.6%	↑



ACTIVITY

Cumulative percentage of contracted UDA delivered 2017 & 2018



Month	Adjusted Scheduled Activity (UDA)	
	2017	2018
April	490	361
May	1,358	1,135
June	1,902	2,013
July	2,890	3,148
August	4,147	4,106
September	5,401	5,145
October	6,751	6,324
November	7,902	7,608
December	8,864	8,663
January	9,750	
February	10,813	
March	12,201	
April	13,064	
May	13,065	
June	13,068	

QUALITY

	Quantity	Base Number	Contract	AT	Region	England
% of FP17s for the same patient ID Re-attending within 3 months - Children	159	1,634	9.7%	10.2%	11.8%	12.0%
% of FP17s for the same patient ID Re-attending within 3 months - Adults	474	3,418	13.9%	13.4%	15.3%	15.9%
% of FP17s for the same patient ID Re-attending between 3 & 9 months - Children	1,030	1,634	63.0%	59.6%	59.1%	58.0%
% of FP17s for the same patient ID Re-attending between 3 & 9 months - Adults	2,018	3,418	59.0%	54.5%	51.5%	50.5%
% of FP17s for Band 1 Urgent Courses	193	4,642	4.2%	7.2%	8.0%	9.0%
% of FP17s Relating to Free Repair or Replacements	49	4,642	1.1%	0.9%	0.8%	0.8%
% of FP17s Relating to Continuations	113	4,642	2.4%	1.2%	1.1%	1.1%
% of Patients satisfied with the dentistry they have received	5	5	N/A	91.5%	91.6%	91.5%
% of Patients satisfied with the time they had to wait for an appointment	5	5	N/A	89.7%	88.3%	87.9%

* This is based on patients treated on this contract for their most recent course of treatment. Figures in italics indicate the base number of FP17s or Patient Questionnaire responses are less than 100. N/A is shown where the base number of responses is less than 10 during the period. % is calculated as Quantity/Base number*100

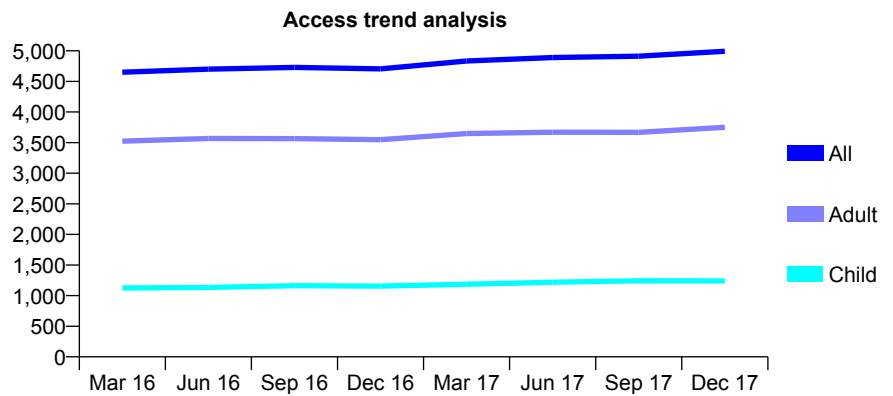
Q60 - Vital Signs At a Glance Contract Report for 844691/0001 - December 2017

Name or company name	MR G SHIRAVI
Contract type name	GDS Contract
Purpose of contract	General
Contract start date	01/04/2006
Contract end date	

17/18 Contracted general activity (UDA)	14,295
Carry forward general activity (UDA)	-154
17/18 Contracted orthodontic activity (UOA)	0
Carry forward orthodontic activity (UOA)	0
Baseline contract value	£401,716.49

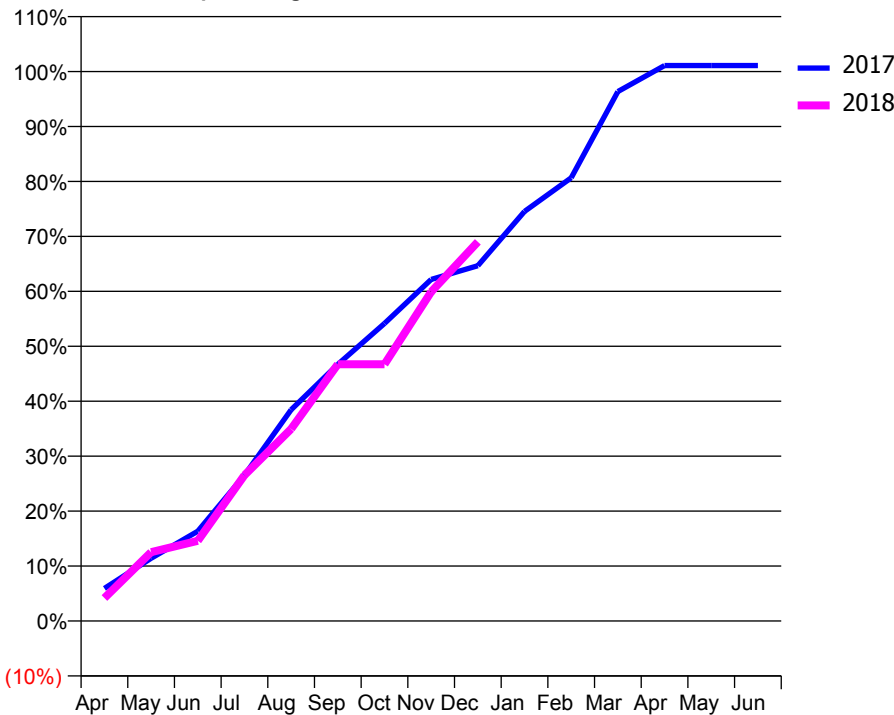
ACCESS*

Patients seen in 24 months	Total	Change since previous quarter
Quarter ending December 2016	4,705	
Quarter ending March 2017	4,834	↑
Quarter ending June 2017	4,889	→
Quarter ending September 2017	4,911	→
Quarter ending December 2017	4,992	→
Variance since December 2016	6.1%	↑



ACTIVITY

Cumulative percentage of contracted UDA delivered 2017 & 2018



Month	Adjusted Scheduled Activity (UDA)	
	2017	2018
April	849	600
May	1,633	1,792
June	2,337	2,086
July	3,792	3,793
August	5,497	4,998
September	6,678	6,680
October	7,740	6,680
November	8,885	8,563
December	9,243	9,864
January	10,654	
February	11,530	
March	13,775	
April	14,449	
May	14,449	
June	14,449	

QUALITY

	Quantity	Base Number	Contract	AT	Region	England
% of FP17s for the same patient ID Re-attending within 3 months - Children	153	1,418	10.8%	10.2%	11.8%	12.0%
% of FP17s for the same patient ID Re-attending within 3 months - Adults	633	4,100	15.4%	13.4%	15.3%	15.9%
% of FP17s for the same patient ID Re-attending between 3 & 9 months - Children	799	1,418	56.3%	59.6%	59.1%	58.0%
% of FP17s for the same patient ID Re-attending between 3 & 9 months - Adults	2,293	4,100	55.9%	54.5%	51.5%	50.5%
% of FP17s for Band 1 Urgent Courses	317	5,218	6.1%	7.2%	8.0%	9.0%
% of FP17s Relating to Free Repair or Replacements	38	5,218	0.7%	0.9%	0.8%	0.8%
% of FP17s Relating to Continuations	62	5,218	1.2%	1.2%	1.1%	1.1%
% of Patients satisfied with the dentistry they have received	7	9	N/A	91.5%	91.6%	91.5%
% of Patients satisfied with the time they had to wait for an appointment	8	9	N/A	89.7%	88.3%	87.9%

* This is based on patients treated on this contract for their most recent course of treatment. Figures in italics indicate the base number of FP17s or Patient Questionnaire responses are less than 100. N/A is shown where the base number of responses is less than 10 during the period. % is calculated as Quantity/Base number*100

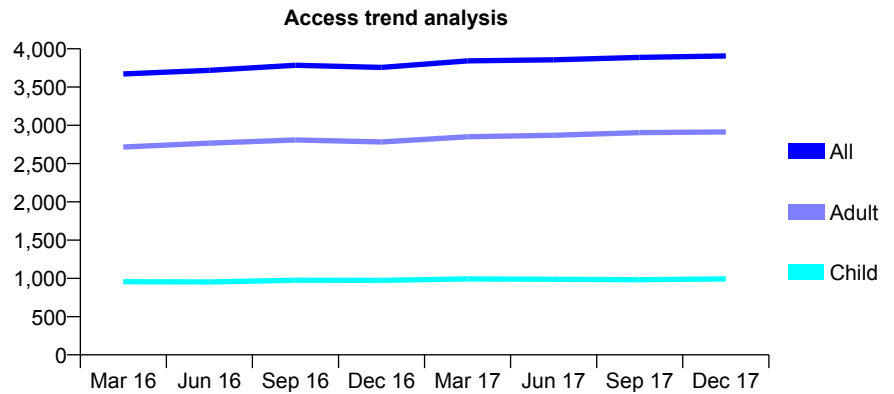
Q60 - Vital Signs At a Glance Contract Report for 847739/0002 - December 2017

Name or company name	MR E MOORE
Contract type name	GDS Contract
Purpose of contract	General
Contract start date	01/04/2006
Contract end date	

17/18 Contracted general activity (UDA)	9,482
Carry forward general activity (UDA)	64
17/18 Contracted orthodontic activity (UOA)	0
Carry forward orthodontic activity (UOA)	0
Baseline contract value	£223,188.49

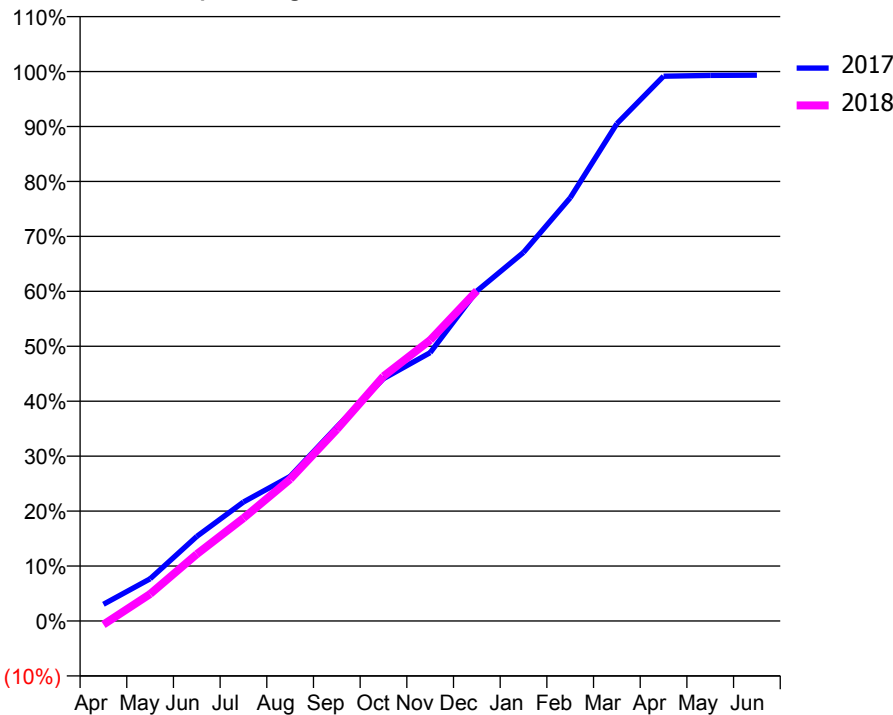
ACCESS*

Patients seen in 24 months	Total	Change since previous quarter
Quarter ending December 2016	3,756	
Quarter ending March 2017	3,843	↑
Quarter ending June 2017	3,856	→
Quarter ending September 2017	3,888	→
Quarter ending December 2017	3,907	→
Variance since December 2016	4.0%	↑



ACTIVITY

Cumulative percentage of contracted UDA delivered 2017 & 2018



Month	Adjusted Scheduled Activity (UDA)	
	2017	2018
April	289	-64
May	729	467
June	1,460	1,153
July	2,054	1,776
August	2,496	2,448
September	3,348	3,306
October	4,181	4,225
November	4,632	4,848
December	5,694	5,699
January	6,362	
February	7,301	
March	8,581	
April	9,401	
May	9,415	
June	9,418	

QUALITY

	Quantity	Base Number	Contract	AT	Region	England
% of FP17s for the same patient ID Re-attending within 3 months - Children	48	1,027	4.7%	10.2%	11.8%	12.0%
% of FP17s for the same patient ID Re-attending within 3 months - Adults	302	2,745	11.0%	13.4%	15.3%	15.9%
% of FP17s for the same patient ID Re-attending between 3 & 9 months - Children	594	1,027	57.8%	59.6%	59.1%	58.0%
% of FP17s for the same patient ID Re-attending between 3 & 9 months - Adults	1,441	2,745	52.5%	54.5%	51.5%	50.5%
% of FP17s for Band 1 Urgent Courses	128	2,792	4.6%	7.2%	8.0%	9.0%
% of FP17s Relating to Free Repair or Replacements	3	2,792	0.1%	0.9%	0.8%	0.8%
% of FP17s Relating to Continuations	14	2,792	0.5%	1.2%	1.1%	1.1%
% of Patients satisfied with the dentistry they have received	4	4	N/A	91.5%	91.6%	91.5%
% of Patients satisfied with the time they had to wait for an appointment	4	4	N/A	89.7%	88.3%	87.9%

* This is based on patients treated on this contract for their most recent course of treatment. Figures in italics indicate the base number of FP17s or Patient Questionnaire responses are less than 100. N/A is shown where the base number of responses is less than 10 during the period. % is calculated as Quantity/Base number*100

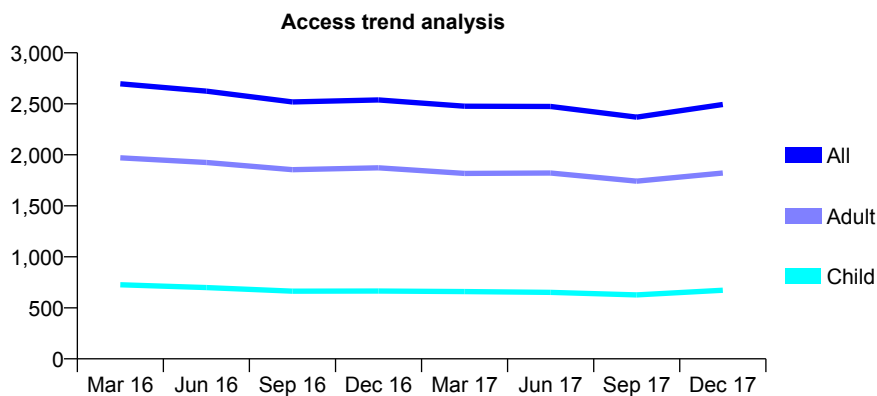
Q60 - Vital Signs At a Glance Contract Report for 849227/0001 - December 2017

Name or company name	MR BS AHITAN
Contract type name	GDS Contract
Purpose of contract	General
Contract start date	01/04/2006
Contract end date	

17/18 Contracted general activity (UDA)	10,030
Carry forward general activity (UDA)	0
17/18 Contracted orthodontic activity (UOA)	0
Carry forward orthodontic activity (UOA)	0
Baseline contract value	£231,534.96

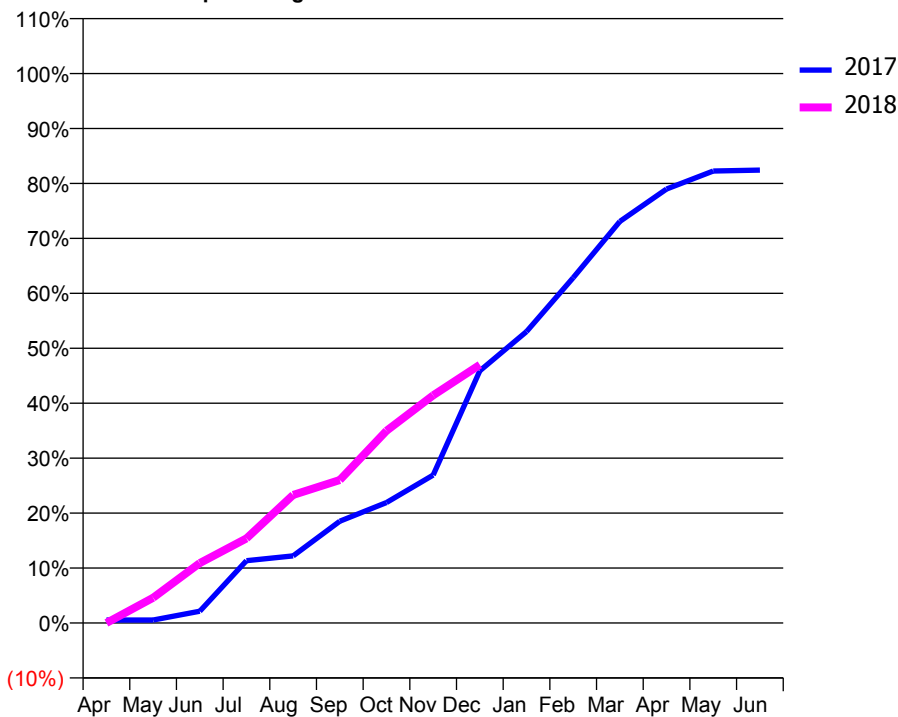
ACCESS*

Patients seen in 24 months	Total	Change since previous quarter
Quarter ending December 2016	2,538	
Quarter ending March 2017	2,476	↓
Quarter ending June 2017	2,474	→
Quarter ending September 2017	2,369	↓
Quarter ending December 2017	2,494	↑
Variance since December 2016	(1.7%)	↓



ACTIVITY

Cumulative percentage of contracted UDA delivered 2017 & 2018



Month	Adjusted Scheduled Activity (UDA)	
	2017	2018
April	55	0
May	55	461
June	215	1,094
July	1,137	1,544
August	1,226	2,338
September	1,858	2,610
October	2,198	3,509
November	2,701	4,155
December	4,605	4,713
January	5,319	
February	6,303	
March	7,331	
April	7,921	
May	8,251	
June	8,266	

QUALITY

	Quantity	Base Number	Contract	AT	Region	England
% of FP17s for the same patient ID Re-attending within 3 months - Children	54	550	9.8%	10.2%	11.8%	12.0%
% of FP17s for the same patient ID Re-attending within 3 months - Adults	246	1,426	17.3%	13.4%	15.3%	15.9%
% of FP17s for the same patient ID Re-attending between 3 & 9 months - Children	184	550	33.5%	59.6%	59.1%	58.0%
% of FP17s for the same patient ID Re-attending between 3 & 9 months - Adults	378	1,426	26.5%	54.5%	51.5%	50.5%
% of FP17s for Band 1 Urgent Courses	57	1,734	3.3%	7.2%	8.0%	9.0%
% of FP17s Relating to Free Repair or Replacements	47	1,734	2.7%	0.9%	0.8%	0.8%
% of FP17s Relating to Continuations	42	1,734	2.4%	1.2%	1.1%	1.1%
% of Patients satisfied with the dentistry they have received	2	3	N/A	91.5%	91.6%	91.5%
% of Patients satisfied with the time they had to wait for an appointment	3	3	N/A	89.7%	88.3%	87.9%

* This is based on patients treated on this contract for their most recent course of treatment. Figures in italics indicate the base number of FP17s or Patient Questionnaire responses are less than 100. N/A is shown where the base number of responses is less than 10 during the period. % is calculated as Quantity/Base number*100

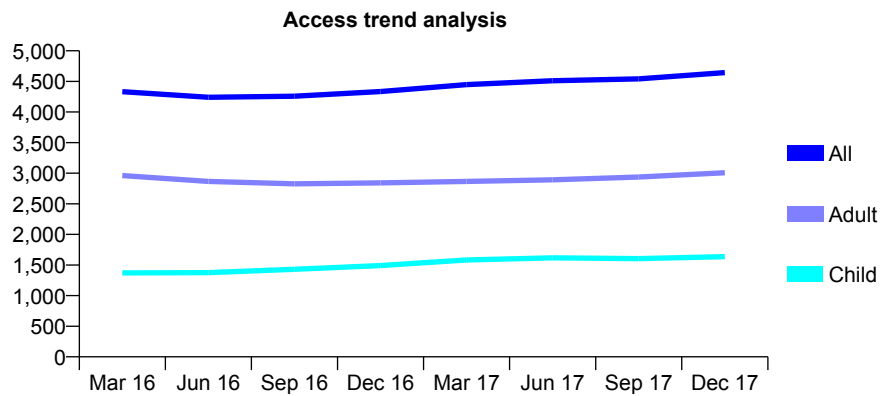
Q60 - Vital Signs At a Glance Contract Report for 856622/0001 - December 2017

Name or company name	MR N BARCHHA
Contract type name	GDS Contract
Purpose of contract	General
Contract start date	01/04/2006
Contract end date	

17/18 Contracted general activity (UDA)	16,093
Carry forward general activity (UDA)	-117
17/18 Contracted orthodontic activity (UOA)	0
Carry forward orthodontic activity (UOA)	0
Baseline contract value	£400,598.69

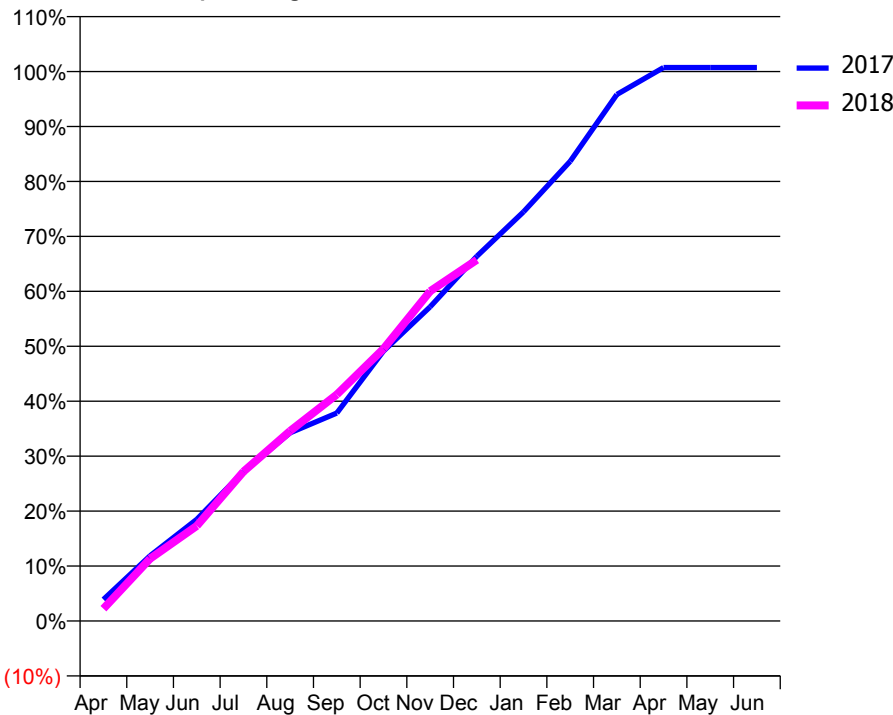
ACCESS*

Patients seen in 24 months	Total	Change since previous quarter
Quarter ending December 2016	4,334	
Quarter ending March 2017	4,448	↑
Quarter ending June 2017	4,511	→
Quarter ending September 2017	4,542	→
Quarter ending December 2017	4,644	↑
Variance since December 2016	7.2%	↑



ACTIVITY

Cumulative percentage of contracted UDA delivered 2017 & 2018



Month	Adjusted Scheduled Activity (UDA)	
	2017	2018
April	630	361
May	1,910	1,825
June	2,979	2,785
July	4,380	4,375
August	5,511	5,568
September	6,091	6,631
October	7,907	7,972
November	9,203	9,661
December	10,682	10,576
January	11,984	
February	13,465	
March	15,419	
April	16,208	
May	16,208	
June	16,210	

QUALITY

	Quantity	Base Number	Contract	AT	Region	England
% of FP17s for the same patient ID Re-attending within 3 months - Children	146	1,908	7.7%	10.2%	11.8%	12.0%
% of FP17s for the same patient ID Re-attending within 3 months - Adults	579	3,317	17.5%	13.4%	15.3%	15.9%
% of FP17s for the same patient ID Re-attending between 3 & 9 months - Children	1,275	1,908	66.8%	59.6%	59.1%	58.0%
% of FP17s for the same patient ID Re-attending between 3 & 9 months - Adults	1,882	3,317	56.7%	54.5%	51.5%	50.5%
% of FP17s for Band 1 Urgent Courses	295	4,935	6.0%	7.2%	8.0%	9.0%
% of FP17s Relating to Free Repair or Replacements	26	4,935	0.5%	0.9%	0.8%	0.8%
% of FP17s Relating to Continuations	161	4,935	3.3%	1.2%	1.1%	1.1%
% of Patients satisfied with the dentistry they have received	5	5	N/A	91.5%	91.6%	91.5%
% of Patients satisfied with the time they had to wait for an appointment	4	5	N/A	89.7%	88.3%	87.9%

* This is based on patients treated on this contract for their most recent course of treatment. Figures in italics indicate the base number of FP17s or Patient Questionnaire responses are less than 100. N/A is shown where the base number of responses is less than 10 during the period. % is calculated as Quantity/Base number*100

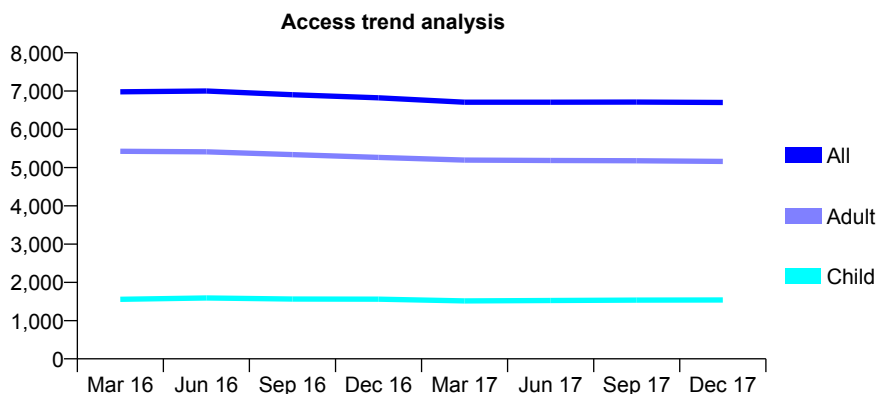
Q60 - Vital Signs At a Glance Contract Report for 857866/0001 - December 2017

Name or company name	MR LG THOTA
Contract type name	GDS Contract
Purpose of contract	General
Contract start date	01/04/2006
Contract end date	

17/18 Contracted general activity (UDA)	26,500
Carry forward general activity (UDA)	0
17/18 Contracted orthodontic activity (UOA)	0
Carry forward orthodontic activity (UOA)	0
Baseline contract value	£563,191.61

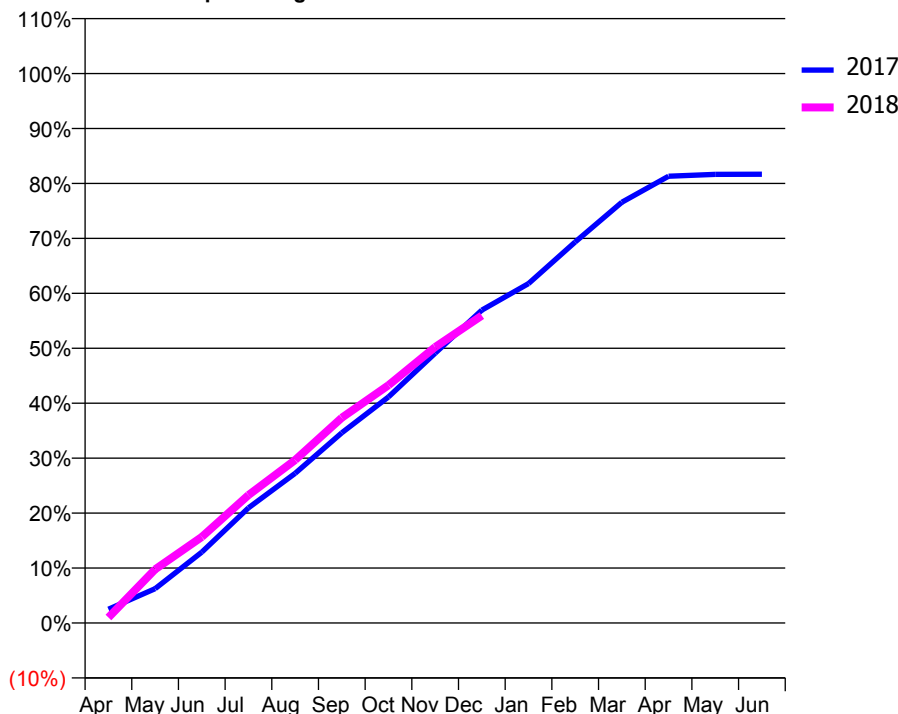
ACCESS*

Patients seen in 24 months	Total	Change since previous quarter
Quarter ending December 2016	6,825	
Quarter ending March 2017	6,710	↓
Quarter ending June 2017	6,710	→
Quarter ending September 2017	6,712	→
Quarter ending December 2017	6,700	→
Variance since December 2016	(1.8%)	↓



ACTIVITY

Cumulative percentage of contracted UDA delivered 2017 & 2018



Adjusted Scheduled Activity (UDA)

Month	2017	2018
April	665	266
May	1,655	2,587
June	3,415	4,151
July	5,555	6,171
August	7,220	7,863
September	9,172	9,899
October	10,906	11,469
November	13,016	13,308
December	15,090	14,829
January	16,371	
February	18,377	
March	20,292	
April	21,545	
May	21,638	
June	21,640	

QUALITY

	Quantity	Base Number	Contract	AT	Region	England
% of FP17s for the same patient ID Re-attending within 3 months - Children	105	1,688	6.2%	10.2%	11.8%	12.0%
% of FP17s for the same patient ID Re-attending within 3 months - Adults	798	6,032	13.2%	13.4%	15.3%	15.9%
% of FP17s for the same patient ID Re-attending between 3 & 9 months - Children	977	1,688	57.9%	59.6%	59.1%	58.0%
% of FP17s for the same patient ID Re-attending between 3 & 9 months - Adults	3,684	6,032	61.1%	54.5%	51.5%	50.5%
% of FP17s for Band 1 Urgent Courses	734	7,176	10.2%	7.2%	8.0%	9.0%
% of FP17s Relating to Free Repair or Replacements	27	7,176	0.4%	0.9%	0.8%	0.8%
% of FP17s Relating to Continuations	41	7,176	0.6%	1.2%	1.1%	1.1%
% of Patients satisfied with the dentistry they have received	8	9	N/A	91.5%	91.6%	91.5%
% of Patients satisfied with the time they had to wait for an appointment	9	9	N/A	89.7%	88.3%	87.9%

* This is based on patients treated on this contract for their most recent course of treatment. Figures in italics indicate the base number of FP17s or Patient Questionnaire responses are less than 100. N/A is shown where the base number of responses is less than 10 during the period. % is calculated as Quantity/Base number*100

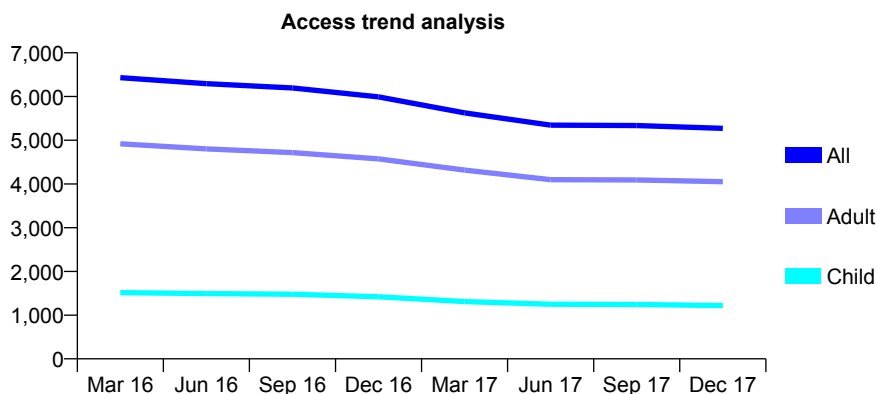
Q60 - Vital Signs At a Glance Contract Report for 906611/0002 - December 2017

Name or company name	MR RJ COOPER
Contract type name	GDS Contract
Purpose of contract	General
Contract start date	01/04/2009
Contract end date	

17/18 Contracted general activity (UDA)	18,833
Carry forward general activity (UDA)	0
17/18 Contracted orthodontic activity (UOA)	0
Carry forward orthodontic activity (UOA)	0
Baseline contract value	£456,136.25

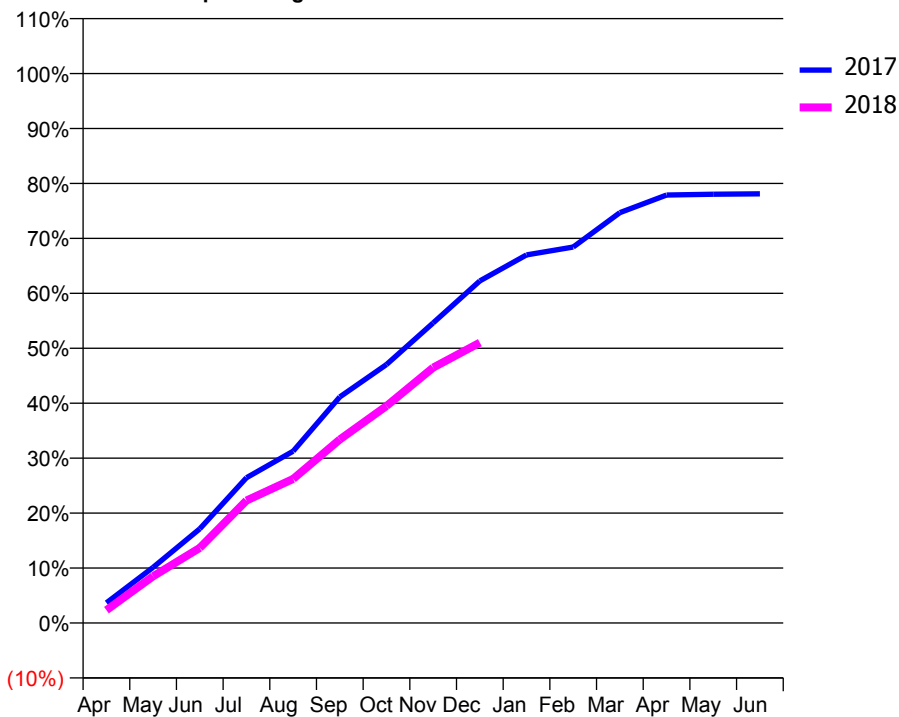
ACCESS*

Patients seen in 24 months	Total	Change since previous quarter
Quarter ending December 2016	5,993	
Quarter ending March 2017	5,626	↓
Quarter ending June 2017	5,346	↓
Quarter ending September 2017	5,336	→
Quarter ending December 2017	5,272	↓
Variance since December 2016	(12.0%)	↓



ACTIVITY

Cumulative percentage of contracted UDA delivered 2017 & 2018



Month	Adjusted Scheduled Activity (UDA)	
	2017	2018
April	550	439
May	1,518	1,601
June	2,573	2,574
July	3,966	4,199
August	4,690	4,937
September	6,173	6,289
October	7,057	7,438
November	8,193	8,752
December	9,337	9,610
January	10,049	
February	10,262	
March	11,202	
April	11,682	
May	11,706	
June	11,717	

QUALITY

	Quantity	Base Number	Contract	AT	Region	England
% of FP17s for the same patient ID Re-attending within 3 months - Children	78	1,401	5.6%	10.2%	11.8%	12.0%
% of FP17s for the same patient ID Re-attending within 3 months - Adults	371	4,328	8.6%	13.4%	15.3%	15.9%
% of FP17s for the same patient ID Re-attending between 3 & 9 months - Children	667	1,401	47.6%	59.6%	59.1%	58.0%
% of FP17s for the same patient ID Re-attending between 3 & 9 months - Adults	2,028	4,328	46.9%	54.5%	51.5%	50.5%
% of FP17s for Band 1 Urgent Courses	192	4,666	4.1%	7.2%	8.0%	9.0%
% of FP17s Relating to Free Repair or Replacements	20	4,666	0.4%	0.9%	0.8%	0.8%
% of FP17s Relating to Continuations	103	4,666	2.2%	1.2%	1.1%	1.1%
% of Patients satisfied with the dentistry they have received	18	18	100.0%	91.5%	91.6%	91.5%
% of Patients satisfied with the time they had to wait for an appointment	17	18	94.4%	89.7%	88.3%	87.9%

* This is based on patients treated on this contract for their most recent course of treatment. Figures in italics indicate the base number of FP17s or Patient Questionnaire responses are less than 100. N/A is shown where the base number of responses is less than 10 during the period. % is calculated as Quantity/Base number*100

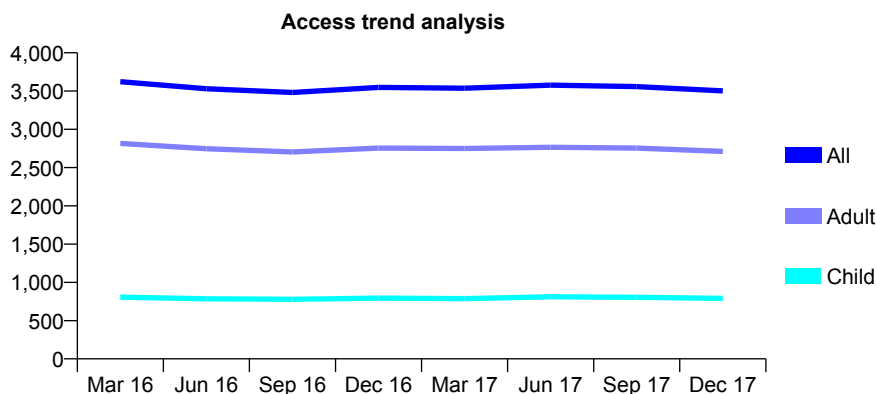
Q60 - Vital Signs At a Glance Contract Report for 909939/0001 - December 2017

Name or company name	Sandeep Kaur Dhanda
Contract type name	GDS Contract
Purpose of contract	General
Contract start date	01/04/2006
Contract end date	

17/18 Contracted general activity (UDA)	8,800
Carry forward general activity (UDA)	-176
17/18 Contracted orthodontic activity (UOA)	0
Carry forward orthodontic activity (UOA)	0
Baseline contract value	£246,910.81

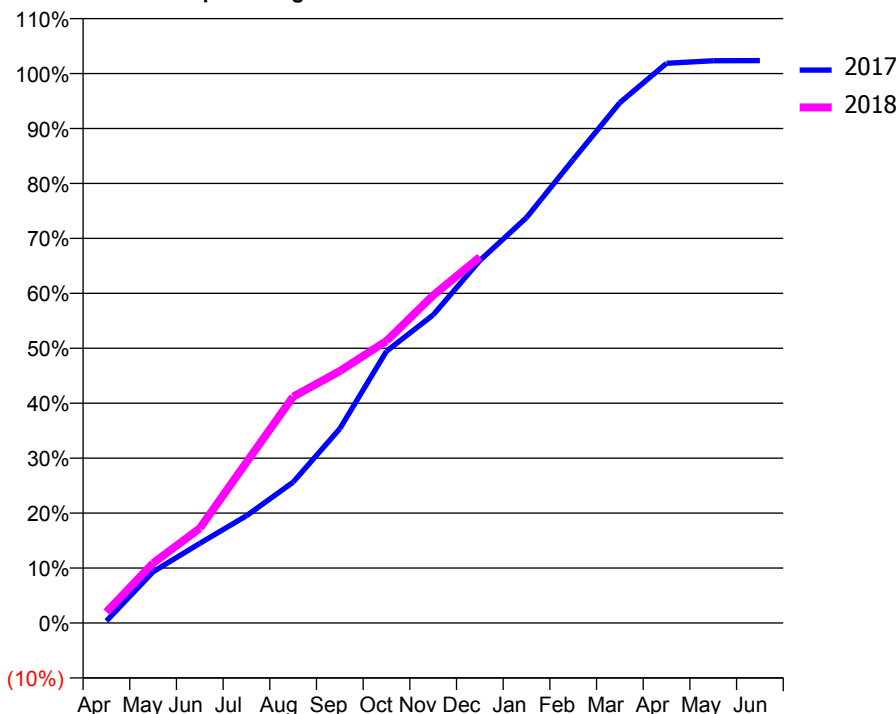
ACCESS*

Patients seen in 24 months	Total	Change since previous quarter
Quarter ending December 2016	3,548	
Quarter ending March 2017	3,537	→
Quarter ending June 2017	3,577	→
Quarter ending September 2017	3,559	→
Quarter ending December 2017	3,502	↓
Variance since December 2016	(1.3%)	↓



ACTIVITY

Cumulative percentage of contracted UDA delivered 2017 & 2018



Month	Adjusted Scheduled Activity (UDA)	
	2017	2018
April	33	176
May	822	961
June	1,276	1,518
July	1,717	2,575
August	2,255	3,626
September	3,112	4,034
October	4,353	4,519
November	4,935	5,248
December	5,805	5,860
January	6,493	
February	7,421	
March	8,333	
April	8,964	
May	9,005	
June	9,006	

QUALITY

	Quantity	Base Number	Contract	AT	Region	England
% of FP17s for the same patient ID Re-attending within 3 months - Children	21	609	3.4%	10.2%	11.8%	12.0%
% of FP17s for the same patient ID Re-attending within 3 months - Adults	250	2,173	11.5%	13.4%	15.3%	15.9%
% of FP17s for the same patient ID Re-attending between 3 & 9 months - Children	175	609	28.7%	59.6%	59.1%	58.0%
% of FP17s for the same patient ID Re-attending between 3 & 9 months - Adults	501	2,173	23.1%	54.5%	51.5%	50.5%
% of FP17s for Band 1 Urgent Courses	265	2,520	10.5%	7.2%	8.0%	9.0%
% of FP17s Relating to Free Repair or Replacements	38	2,520	1.5%	0.9%	0.8%	0.8%
% of FP17s Relating to Continuations	45	2,520	1.8%	1.2%	1.1%	1.1%
% of Patients satisfied with the dentistry they have received	8	8	N/A	91.5%	91.6%	91.5%
% of Patients satisfied with the time they had to wait for an appointment	8	8	N/A	89.7%	88.3%	87.9%

* This is based on patients treated on this contract for their most recent course of treatment. Figures in italics indicate the base number of FP17s or Patient Questionnaire responses are less than 100. N/A is shown where the base number of responses is less than 10 during the period. % is calculated as Quantity/Base number*100

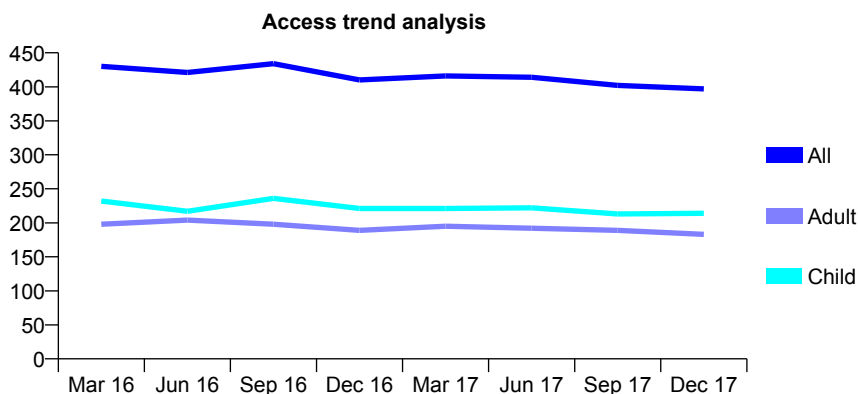
Q60 - Vital Signs At a Glance Contract Report for 910066/0001 - December 2017

Name or company name	DR AJ FAGG
Contract type name	GDS Contract
Purpose of contract	General and Orthodontic
Contract start date	01/04/2006
Contract end date	

17/18 Contracted general activity (UDA)	777
Carry forward general activity (UDA)	27
17/18 Contracted orthodontic activity (UOA)	1,378
Carry forward orthodontic activity (UOA)	-9
Baseline contract value	£89,593.43

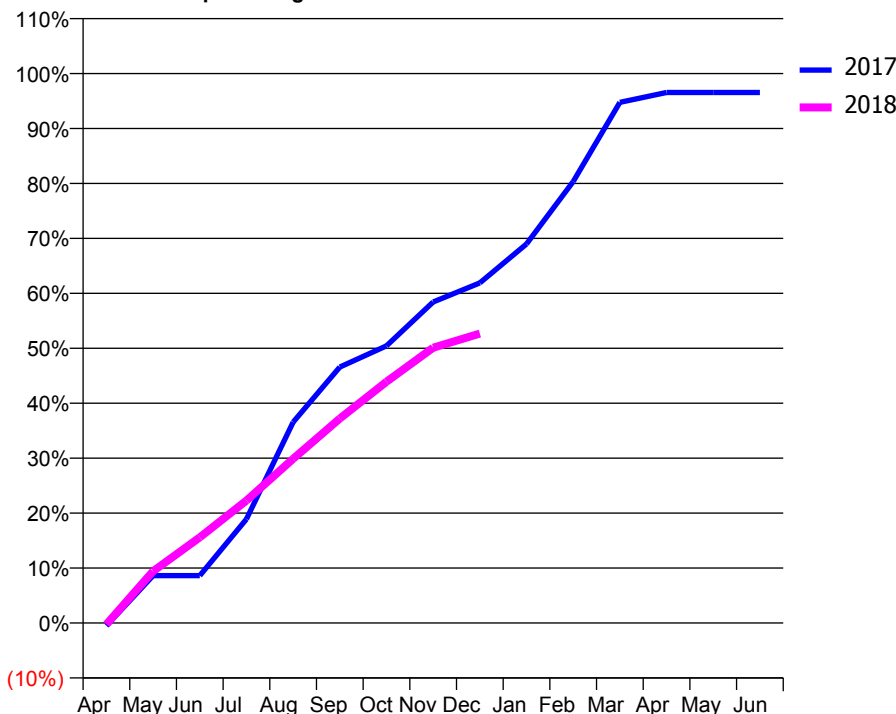
ACCESS*

Patients seen in 24 months	Total	Change since previous quarter
Quarter ending December 2016	410	
Quarter ending March 2017	416	→
Quarter ending June 2017	414	→
Quarter ending September 2017	402	↓
Quarter ending December 2017	397	↓
Variance since December 2016	(3.2%)	↓



ACTIVITY

Cumulative percentage of contracted UDA delivered 2017 & 2018



Adjusted Scheduled Activity (UDA)		
Month	2017	2018
April	-4	-2
May	67	73
June	67	121
July	147	173
August	284	232
September	362	289
October	392	341
November	454	389
December	481	409
January	536	
February	624	
March	736	
April	750	
May	750	
June	750	

QUALITY

	Quantity	Base Number	Contract	AT	Region	England
% of FP17s for the same patient ID Re-attending within 3 months - Children	12	318	3.8%	10.2%	11.8%	12.0%
% of FP17s for the same patient ID Re-attending within 3 months - Adults	18	154	11.7%	13.4%	15.3%	15.9%
% of FP17s for the same patient ID Re-attending between 3 & 9 months - Children	121	318	38.1%	59.6%	59.1%	58.0%
% of FP17s for the same patient ID Re-attending between 3 & 9 months - Adults	92	154	59.7%	54.5%	51.5%	50.5%
% of FP17s for Band 1 Urgent Courses	1	317	0.3%	7.2%	8.0%	9.0%
% of FP17s Relating to Free Repair or Replacements	0	317	0.0%	0.9%	0.8%	0.8%
% of FP17s Relating to Continuations	0	317	0.0%	1.2%	1.1%	1.1%
% of Patients satisfied with the dentistry they have received	0	0	N/A	91.5%	91.6%	91.5%
% of Patients satisfied with the time they had to wait for an appointment	0	0	N/A	89.7%	88.3%	87.9%

* This is based on patients treated on this contract for their most recent course of treatment. Figures in italics indicate the base number of FP17s or Patient Questionnaire responses are less than 100. N/A is shown where the base number of responses is less than 10 during the period. % is calculated as Quantity/Base number*100

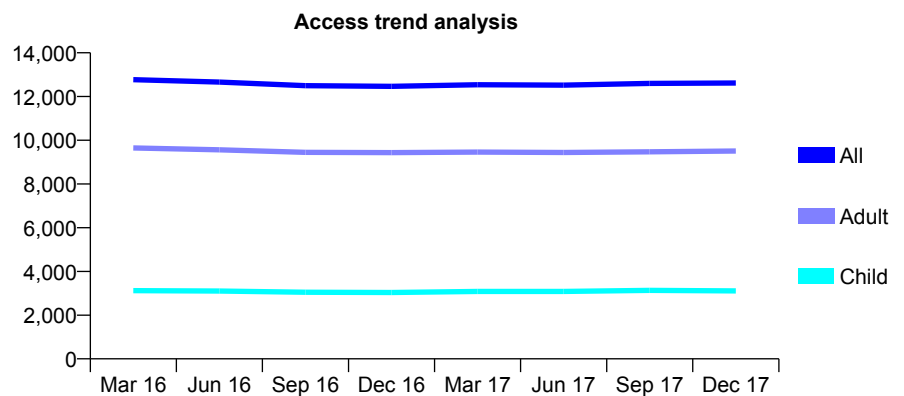
Q60 - Vital Signs At a Glance Contract Report for 912891/0001 - December 2017

Name or company name	Rosslyn House Dental
Contract type name	GDS Contract
Purpose of contract	General
Contract start date	01/04/2006
Contract end date	

17/18 Contracted general activity (UDA)	32,649
Carry forward general activity (UDA)	-653
17/18 Contracted orthodontic activity (UOA)	0
Carry forward orthodontic activity (UOA)	0
Baseline contract value	£702,147.78

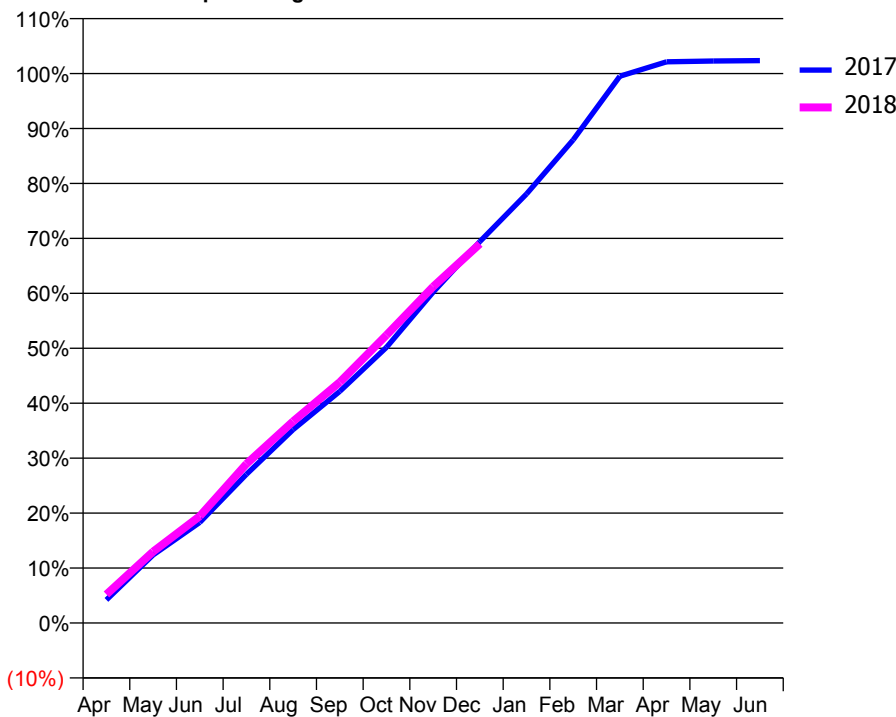
ACCESS*

Patients seen in 24 months	Total	Change since previous quarter
Quarter ending December 2016	12,465	
Quarter ending March 2017	12,539	→
Quarter ending June 2017	12,523	→
Quarter ending September 2017	12,600	→
Quarter ending December 2017	12,616	→
Variance since December 2016	1.2%	→



ACTIVITY

Cumulative percentage of contracted UDA delivered 2017 & 2018



Month	Adjusted Scheduled Activity (UDA)	
	2017	2018
April	1,373	1,698
May	4,044	4,239
June	5,980	6,347
July	8,841	9,453
August	11,492	11,982
September	13,764	14,315
October	16,381	17,110
November	19,664	19,989
December	22,662	22,529
January	25,494	
February	28,711	
March	32,486	
April	33,346	
May	33,389	
June	33,413	

QUALITY

	Quantity	Base Number	Contract	AT	Region	England
% of FP17s for the same patient ID Re-attending within 3 months - Children	162	3,350	4.8%	10.2%	11.8%	12.0%
% of FP17s for the same patient ID Re-attending within 3 months - Adults	887	10,261	8.6%	13.4%	15.3%	15.9%
% of FP17s for the same patient ID Re-attending between 3 & 9 months - Children	2,167	3,350	64.7%	59.6%	59.1%	58.0%
% of FP17s for the same patient ID Re-attending between 3 & 9 months - Adults	6,829	10,261	66.6%	54.5%	51.5%	50.5%
% of FP17s for Band 1 Urgent Courses	510	13,040	3.9%	7.2%	8.0%	9.0%
% of FP17s Relating to Free Repair or Replacements	57	13,040	0.4%	0.9%	0.8%	0.8%
% of FP17s Relating to Continuations	175	13,040	1.3%	1.2%	1.1%	1.1%
% of Patients satisfied with the dentistry they have received	17	18	94.4%	91.5%	91.6%	91.5%
% of Patients satisfied with the time they had to wait for an appointment	18	18	100.0%	89.7%	88.3%	87.9%

* This is based on patients treated on this contract for their most recent course of treatment. Figures in italics indicate the base number of FP17s or Patient Questionnaire responses are less than 100. N/A is shown where the base number of responses is less than 10 during the period. % is calculated as Quantity/Base number*100

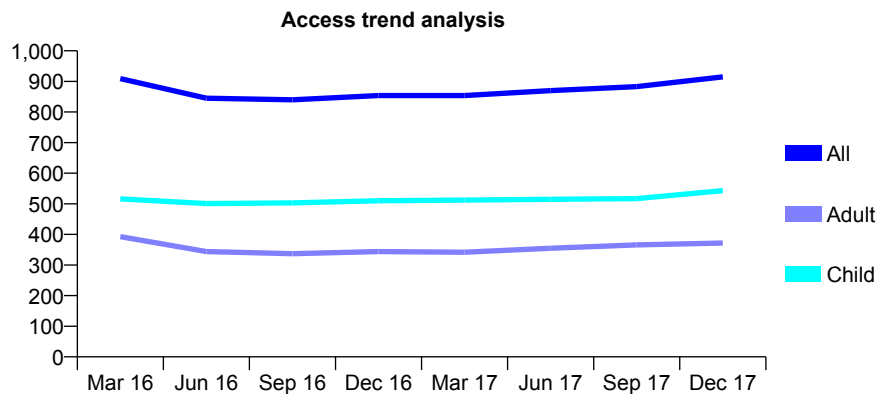
Q60 - Vital Signs At a Glance Contract Report for 913006/0001 - December 2017

Name or company name	MRS AJ MORRIS
Contract type name	GDS Contract
Purpose of contract	General
Contract start date	01/04/2006
Contract end date	

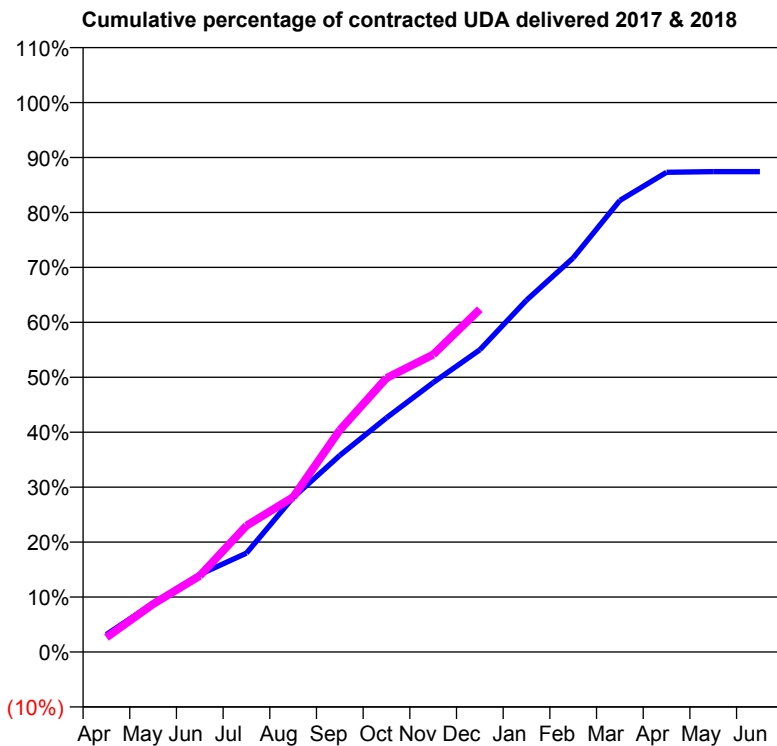
17/18 Contracted general activity (UDA)	2,400
Carry forward general activity (UDA)	0
17/18 Contracted orthodontic activity (UOA)	0
Carry forward orthodontic activity (UOA)	0
Baseline contract value	£59,518.87

ACCESS*

Patients seen in 24 months	Total	Change since previous quarter
Quarter ending December 2016	854	
Quarter ending March 2017	854	→
Quarter ending June 2017	870	→
Quarter ending September 2017	883	→
Quarter ending December 2017	915	↑
Variance since December 2016	7.1%	↑



ACTIVITY



Month	Adjusted Scheduled Activity (UDA)	
	2017	2018
April	80	64
May	223	210
June	355	333
July	452	552
August	706	676
September	899	970
October	1,071	1,196
November	1,232	1,299
December	1,382	1,497
January	1,609	
February	1,802	
March	2,065	
April	2,194	
May	2,197	
June	2,197	

QUALITY

	Quantity	Base Number	Contract	AT	Region	England
% of FP17s for the same patient ID Re-attending within 3 months - Children	53	694	7.6%	10.2%	11.8%	12.0%
% of FP17s for the same patient ID Re-attending within 3 months - Adults	52	394	13.2%	13.4%	15.3%	15.9%
% of FP17s for the same patient ID Re-attending between 3 & 9 months - Children	465	694	67.0%	59.6%	59.1%	58.0%
% of FP17s for the same patient ID Re-attending between 3 & 9 months - Adults	232	394	58.9%	54.5%	51.5%	50.5%
% of FP17s for Band 1 Urgent Courses	69	1,009	6.8%	7.2%	8.0%	9.0%
% of FP17s Relating to Free Repair or Replacements	4	1,009	0.4%	0.9%	0.8%	0.8%
% of FP17s Relating to Continuations	8	1,009	0.8%	1.2%	1.1%	1.1%
% of Patients satisfied with the dentistry they have received	2	2	N/A	91.5%	91.6%	91.5%
% of Patients satisfied with the time they had to wait for an appointment	2	2	N/A	89.7%	88.3%	87.9%

* This is based on patients treated on this contract for their most recent course of treatment. Figures in italics indicate the base number of FP17s or Patient Questionnaire responses are less than 100. N/A is shown where the base number of responses is less than 10 during the period. % is calculated as Quantity/Base number*100

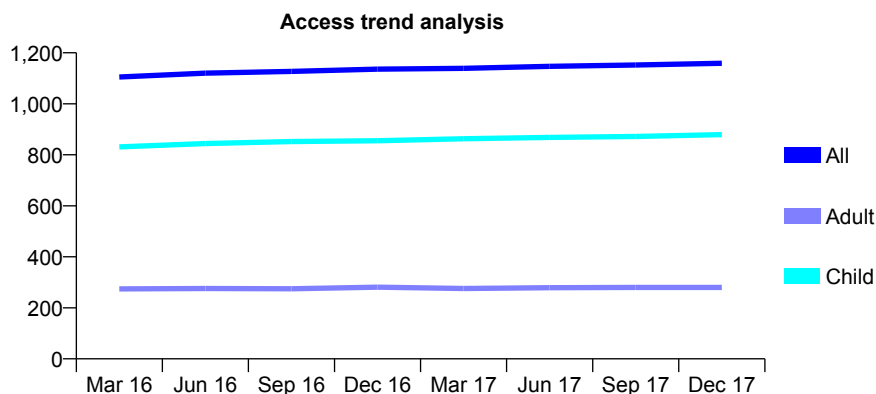
Q60 - Vital Signs At a Glance Contract Report for 916013/0003 - December 2017

Name or company name	MR BJ GRAINGER
Contract type name	GDS Contract
Purpose of contract	General and Orthodontic
Contract start date	14/04/2008
Contract end date	

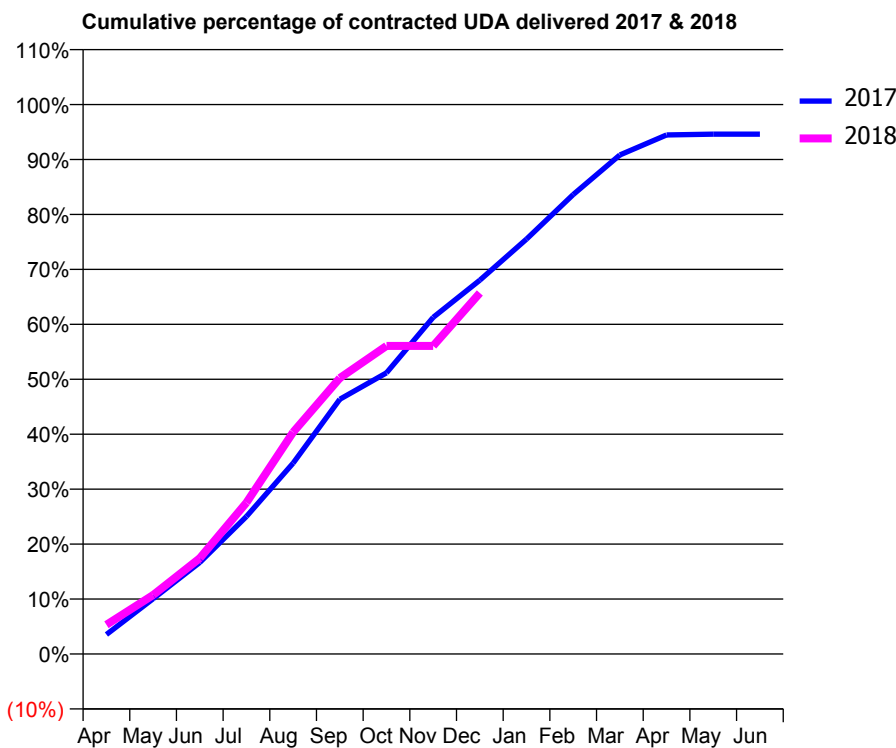
17/18 Contracted general activity (UDA)	2,000
Carry forward general activity (UDA)	0
17/18 Contracted orthodontic activity (UOA)	210
Carry forward orthodontic activity (UOA)	0
Baseline contract value	£59,575.48

ACCESS*

Patients seen in 24 months	Total	Change since previous quarter
Quarter ending December 2016	1,136	
Quarter ending March 2017	1,139	→
Quarter ending June 2017	1,147	→
Quarter ending September 2017	1,152	→
Quarter ending December 2017	1,159	→
Variance since December 2016	2.0%	↑



ACTIVITY



Month	Adjusted Scheduled Activity (UDA)	
	2017	2018
April	71	106
May	201	215
June	333	349
July	500	551
August	695	807
September	927	1,005
October	1,023	1,122
November	1,225	1,122
December	1,361	1,314
January	1,510	
February	1,672	
March	1,816	
April	1,889	
May	1,892	
June	1,892	

QUALITY

	Quantity	Base Number	Contract	AT	Region	England
% of FP17s for the same patient ID Re-attending within 3 months - Children	21	809	2.6%	10.2%	11.8%	12.0%
% of FP17s for the same patient ID Re-attending within 3 months - Adults	3	146	2.1%	13.4%	15.3%	15.9%
% of FP17s for the same patient ID Re-attending between 3 & 9 months - Children	390	809	48.2%	59.6%	59.1%	58.0%
% of FP17s for the same patient ID Re-attending between 3 & 9 months - Adults	58	146	39.7%	54.5%	51.5%	50.5%
% of FP17s for Band 1 Urgent Courses	11	895	1.2%	7.2%	8.0%	9.0%
% of FP17s Relating to Free Repair or Replacements	0	895	0.0%	0.9%	0.8%	0.8%
% of FP17s Relating to Continuations	0	895	0.0%	1.2%	1.1%	1.1%
% of Patients satisfied with the dentistry they have received	1	1	N/A	91.5%	91.6%	91.5%
% of Patients satisfied with the time they had to wait for an appointment	1	1	N/A	89.7%	88.3%	87.9%

* This is based on patients treated on this contract for their most recent course of treatment. Figures in italics indicate the base number of FP17s or Patient Questionnaire responses are less than 100. N/A is shown where the base number of responses is less than 10 during the period. % is calculated as Quantity/Base number*100

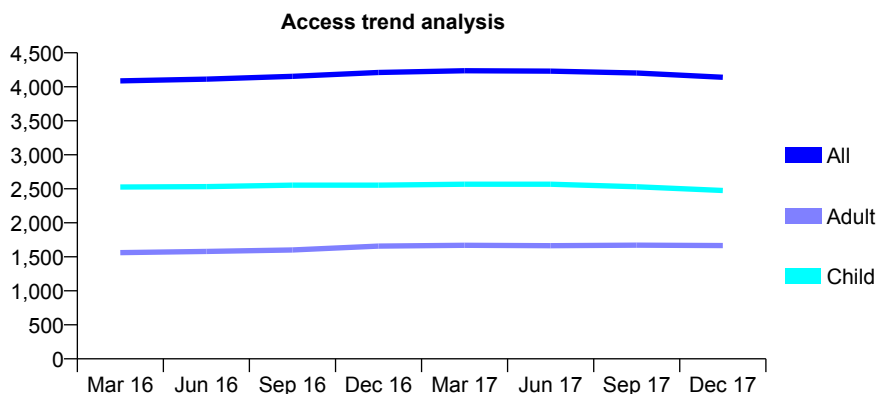
Q60 - Vital Signs At a Glance Contract Report for 920231/0001 - December 2017

Name or company name	Madeley Dental Practice
Contract type name	GDS Contract
Purpose of contract	General
Contract start date	01/04/2006
Contract end date	

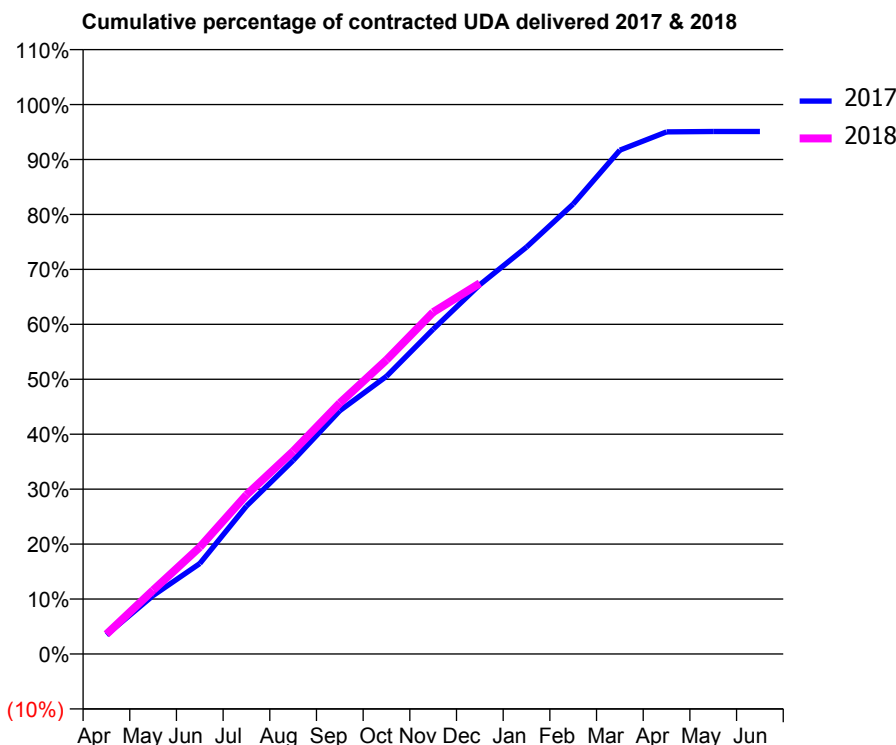
17/18 Contracted general activity (UDA)	11,000
Carry forward general activity (UDA)	0
17/18 Contracted orthodontic activity (UOA)	0
Carry forward orthodontic activity (UOA)	0
Baseline contract value	£290,261.69

ACCESS*

Patients seen in 24 months	Total	Change since previous quarter
Quarter ending December 2016	4,211	
Quarter ending March 2017	4,237	→
Quarter ending June 2017	4,231	→
Quarter ending September 2017	4,202	→
Quarter ending December 2017	4,141	↓
Variance since December 2016	(1.7%)	↓



ACTIVITY



Month	Adjusted Scheduled Activity (UDA)	
	2017	2018
April	414	395
May	1,268	1,276
June	1,963	2,139
July	3,209	3,186
August	4,198	4,059
September	5,275	5,024
October	6,023	5,886
November	7,042	6,842
December	8,009	7,421
January	8,825	
February	9,759	
March	10,927	
April	11,322	
May	11,331	
June	11,332	

QUALITY

	Quantity	Base Number	Contract	AT	Region	England
% of FP17s for the same patient ID Re-attending within 3 months - Children	305	2,929	10.4%	10.2%	11.8%	12.0%
% of FP17s for the same patient ID Re-attending within 3 months - Adults	291	1,604	18.1%	13.4%	15.3%	15.9%
% of FP17s for the same patient ID Re-attending between 3 & 9 months - Children	1,793	2,929	61.2%	59.6%	59.1%	58.0%
% of FP17s for the same patient ID Re-attending between 3 & 9 months - Adults	957	1,604	59.7%	54.5%	51.5%	50.5%
% of FP17s for Band 1 Urgent Courses	272	4,300	6.3%	7.2%	8.0%	9.0%
% of FP17s Relating to Free Repair or Replacements	0	4,300	0.0%	0.9%	0.8%	0.8%
% of FP17s Relating to Continuations	5	4,300	0.1%	1.2%	1.1%	1.1%
% of Patients satisfied with the dentistry they have received	5	6	N/A	91.5%	91.6%	91.5%
% of Patients satisfied with the time they had to wait for an appointment	5	6	N/A	89.7%	88.3%	87.9%

* This is based on patients treated on this contract for their most recent course of treatment. Figures in italics indicate the base number of FP17s or Patient Questionnaire responses are less than 100. N/A is shown where the base number of responses is less than 10 during the period. % is calculated as Quantity/Base number*100

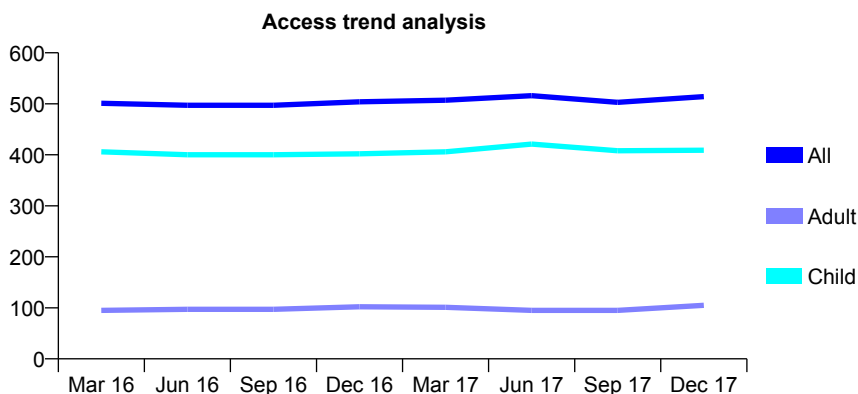
Q60 - Vital Signs At a Glance Contract Report for 925713/0001 - December 2017

Name or company name	MR IH KHAN
Contract type name	GDS Contract
Purpose of contract	General
Contract start date	01/04/2006
Contract end date	

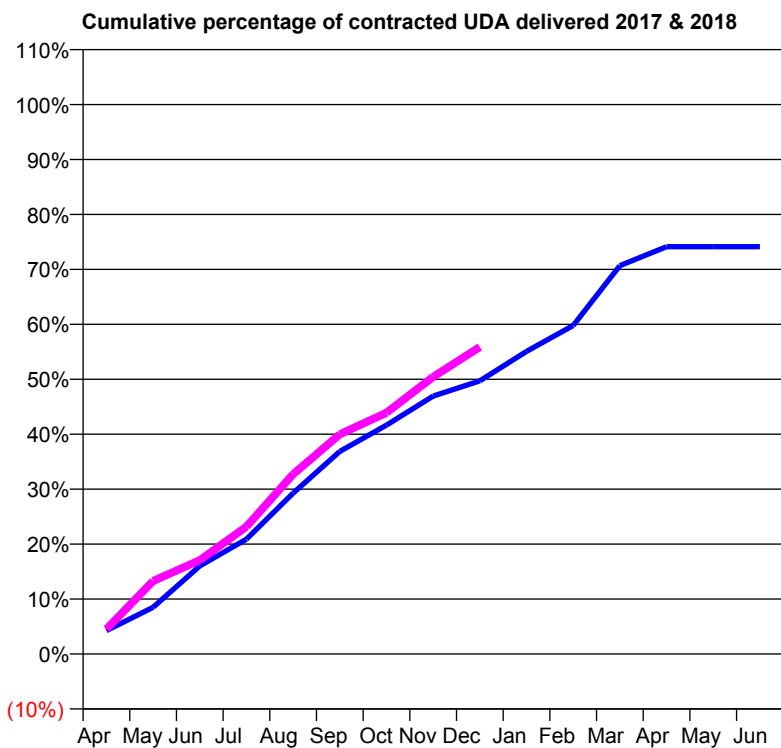
17/18 Contracted general activity (UDA)	1,200
Carry forward general activity (UDA)	0
17/18 Contracted orthodontic activity (UOA)	0
Carry forward orthodontic activity (UOA)	0
Baseline contract value	£28,005.31

ACCESS*

Patients seen in 24 months	Total	Change since previous quarter
Quarter ending December 2016	504	
Quarter ending March 2017	507	→
Quarter ending June 2017	516	→
Quarter ending September 2017	503	↓
Quarter ending December 2017	514	↑
Variance since December 2016	2.0%	→



ACTIVITY



Month	Adjusted Scheduled Activity (UDA)	
	2017	2018
April	51	54
May	102	159
June	192	205
July	251	278
August	351	393
September	442	480
October	500	527
November	563	605
December	597	670
January	661	
February	717	
March	848	
April	889	
May	889	
June	889	

QUALITY

	Quantity	Base Number	Contract	AT	Region	England
% of FP17s for the same patient ID Re-attending within 3 months - Children	29	472	6.1%	10.2%	11.8%	12.0%
% of FP17s for the same patient ID Re-attending within 3 months - Adults	3	67	4.5%	13.4%	15.3%	15.9%
% of FP17s for the same patient ID Re-attending between 3 & 9 months - Children	265	472	56.1%	59.6%	59.1%	58.0%
% of FP17s for the same patient ID Re-attending between 3 & 9 months - Adults	38	67	56.7%	54.5%	51.5%	50.5%
% of FP17s for Band 1 Urgent Courses	17	515	3.3%	7.2%	8.0%	9.0%
% of FP17s Relating to Free Repair or Replacements	0	515	0.0%	0.9%	0.8%	0.8%
% of FP17s Relating to Continuations	1	515	0.2%	1.2%	1.1%	1.1%
% of Patients satisfied with the dentistry they have received	0	0	N/A	91.5%	91.6%	91.5%
% of Patients satisfied with the time they had to wait for an appointment	0	0	N/A	89.7%	88.3%	87.9%

* This is based on patients treated on this contract for their most recent course of treatment. Figures in italics indicate the base number of FP17s or Patient Questionnaire responses are less than 100. N/A is shown where the base number of responses is less than 10 during the period. % is calculated as Quantity/Base number*100

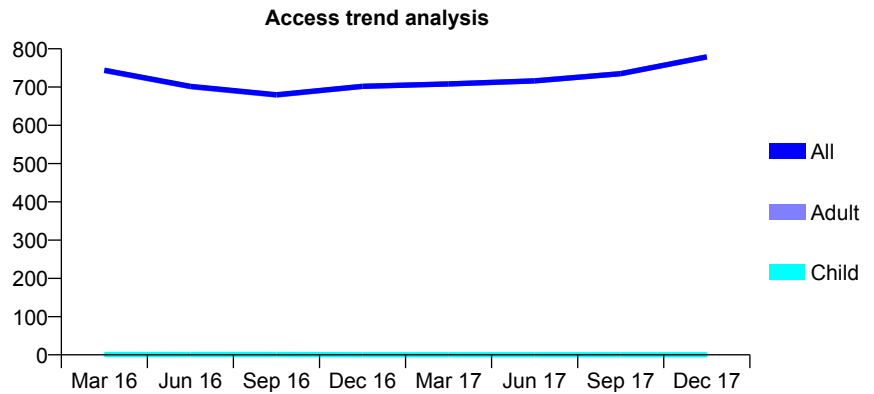
Q60 - Vital Signs At a Glance Contract Report for 925829/0001 - December 2017

Name or company name	MR KS AULAK
Contract type name	GDS Contract
Purpose of contract	General
Contract start date	01/04/2006
Contract end date	

17/18 Contracted general activity (UDA)	2,901
Carry forward general activity (UDA)	0
17/18 Contracted orthodontic activity (UOA)	0
Carry forward orthodontic activity (UOA)	0
Baseline contract value	£77,701.88

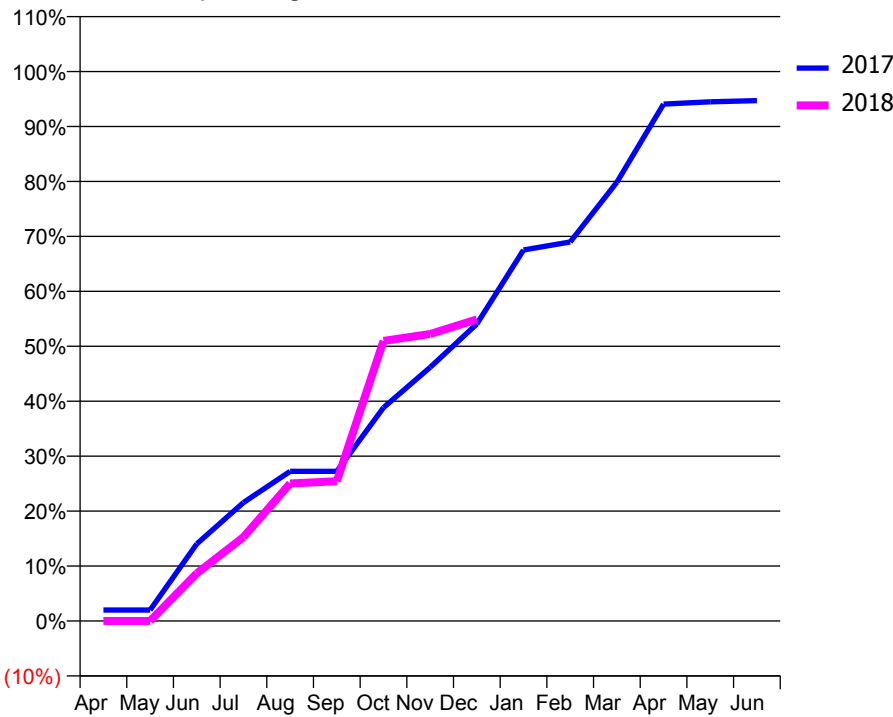
ACCESS*

Patients seen in 24 months	Total	Change since previous quarter
Quarter ending December 2016	702	
Quarter ending March 2017	708	→
Quarter ending June 2017	716	→
Quarter ending September 2017	735	↑
Quarter ending December 2017	779	↑
Variance since December 2016	11.0%	↑



ACTIVITY

Cumulative percentage of contracted UDA delivered 2017 & 2018



Month	2017	2018
April	58	0
May	58	0
June	407	252
July	626	443
August	790	726
September	790	738
October	1,127	1,479
November	1,339	1,515
December	1,568	1,592
January	1,959	
February	2,001	
March	2,317	
April	2,729	
May	2,741	
June	2,747	

QUALITY

	Quantity	Base Number	Contract	AT	Region	England
% of FP17s for the same patient ID Re-attending within 3 months - Children	0	0	N/A	10.2%	11.8%	12.0%
% of FP17s for the same patient ID Re-attending within 3 months - Adults	131	562	23.3%	13.4%	15.3%	15.9%
% of FP17s for the same patient ID Re-attending between 3 & 9 months - Children	0	0	N/A	59.6%	59.1%	58.0%
% of FP17s for the same patient ID Re-attending between 3 & 9 months - Adults	69	562	12.3%	54.5%	51.5%	50.5%
% of FP17s for Band 1 Urgent Courses	155	434	35.7%	7.2%	8.0%	9.0%
% of FP17s Relating to Free Repair or Replacements	0	434	0.0%	0.9%	0.8%	0.8%
% of FP17s Relating to Continuations	0	434	0.0%	1.2%	1.1%	1.1%
% of Patients satisfied with the dentistry they have received	0	0	N/A	91.5%	91.6%	91.5%
% of Patients satisfied with the time they had to wait for an appointment	0	0	N/A	89.7%	88.3%	87.9%

* This is based on patients treated on this contract for their most recent course of treatment. Figures in italics indicate the base number of FP17s or Patient Questionnaire responses are less than 100. N/A is shown where the base number of responses is less than 10 during the period. % is calculated as Quantity/Base number*100

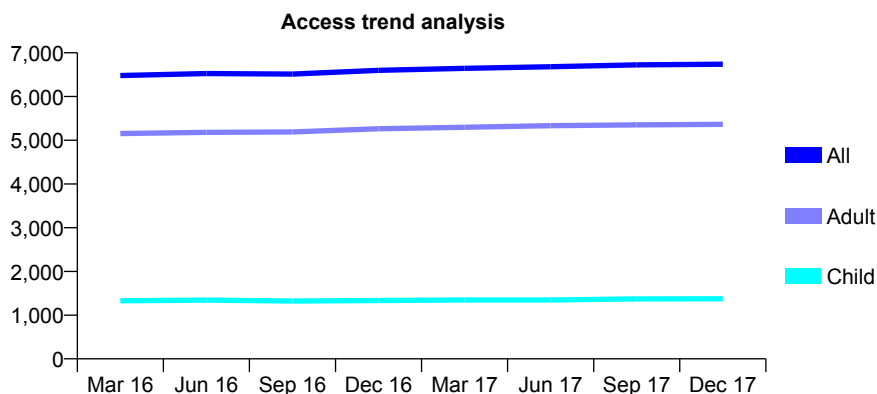
Q60 - Vital Signs At a Glance Contract Report for 927201/0001 - December 2017

Name or company name	MR N AHMED
Contract type name	GDS Contract
Purpose of contract	General and Orthodontic
Contract start date	01/04/2006
Contract end date	

17/18 Contracted general activity (UDA)	17,708
Carry forward general activity (UDA)	-20
17/18 Contracted orthodontic activity (UOA)	2,688
Carry forward orthodontic activity (UOA)	2,144
Baseline contract value	£601,799.70

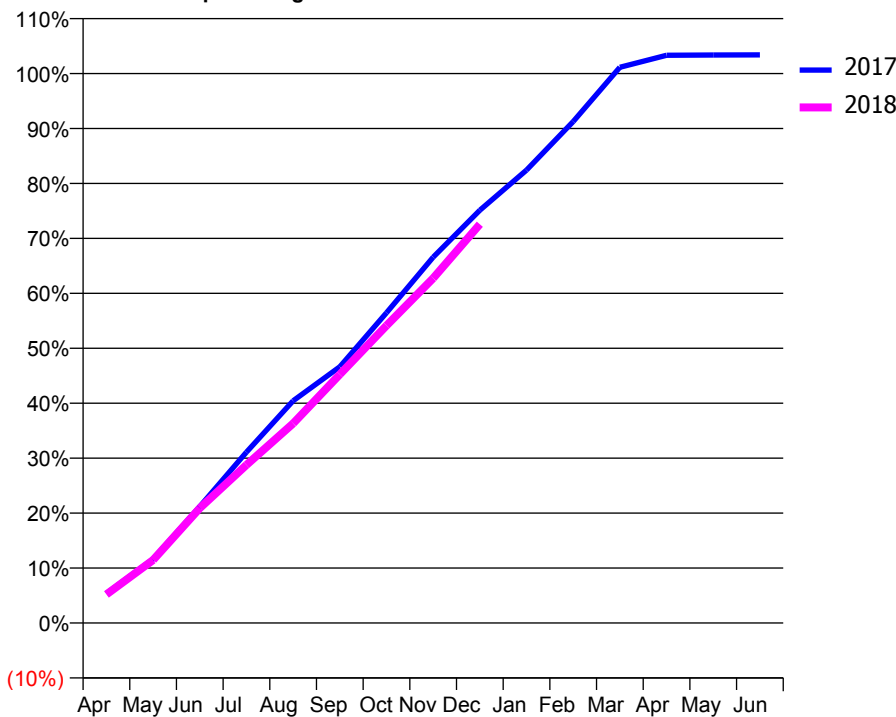
ACCESS*

Patients seen in 24 months	Total	Change since previous quarter
Quarter ending December 2016	6,598	
Quarter ending March 2017	6,644	→
Quarter ending June 2017	6,680	→
Quarter ending September 2017	6,724	→
Quarter ending December 2017	6,738	→
Variance since December 2016	2.1%	↑



ACTIVITY

Cumulative percentage of contracted UDA delivered 2017 & 2018



Month	Adjusted Scheduled Activity (UDA)	
	2017	2018
April	948	920
May	2,053	2,030
June	3,741	3,701
July	5,492	5,096
August	7,141	6,429
September	8,234	8,014
October	9,970	9,585
November	11,756	11,111
December	13,268	12,852
January	14,554	
February	16,118	
March	17,860	
April	18,244	
May	18,254	
June	18,258	

QUALITY

	Quantity	Base Number	Contract	AT	Region	England
% of FP17s for the same patient ID Re-attending within 3 months - Children	68	1,653	4.1%	10.2%	11.8%	12.0%
% of FP17s for the same patient ID Re-attending within 3 months - Adults	392	5,157	7.6%	13.4%	15.3%	15.9%
% of FP17s for the same patient ID Re-attending between 3 & 9 months - Children	657	1,653	39.7%	59.6%	59.1%	58.0%
% of FP17s for the same patient ID Re-attending between 3 & 9 months - Adults	2,583	5,157	50.1%	54.5%	51.5%	50.5%
% of FP17s for Band 1 Urgent Courses	16	6,225	0.3%	7.2%	8.0%	9.0%
% of FP17s Relating to Free Repair or Replacements	62	6,225	1.0%	0.9%	0.8%	0.8%
% of FP17s Relating to Continuations	46	6,225	0.7%	1.2%	1.1%	1.1%
% of Patients satisfied with the dentistry they have received	11	11	100.0%	91.5%	91.6%	91.5%
% of Patients satisfied with the time they had to wait for an appointment	11	11	100.0%	89.7%	88.3%	87.9%

* This is based on patients treated on this contract for their most recent course of treatment. Figures in italics indicate the base number of FP17s or Patient Questionnaire responses are less than 100. N/A is shown where the base number of responses is less than 10 during the period. % is calculated as Quantity/Base number*100

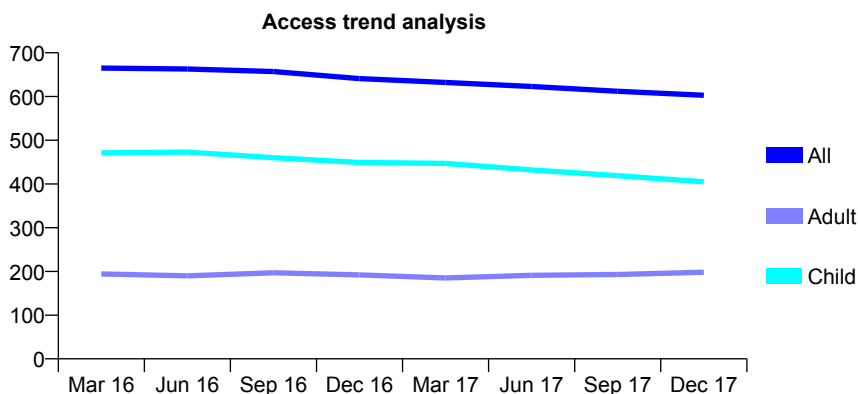
Q60 - Vital Signs At a Glance Contract Report for 927341/0001 - December 2017

Name or company name	MR JG LANGLEY
Contract type name	GDS Contract
Purpose of contract	General
Contract start date	01/04/2006
Contract end date	

17/18 Contracted general activity (UDA)	1,380
Carry forward general activity (UDA)	0
17/18 Contracted orthodontic activity (UOA)	0
Carry forward orthodontic activity (UOA)	0
Baseline contract value	£30,616.08

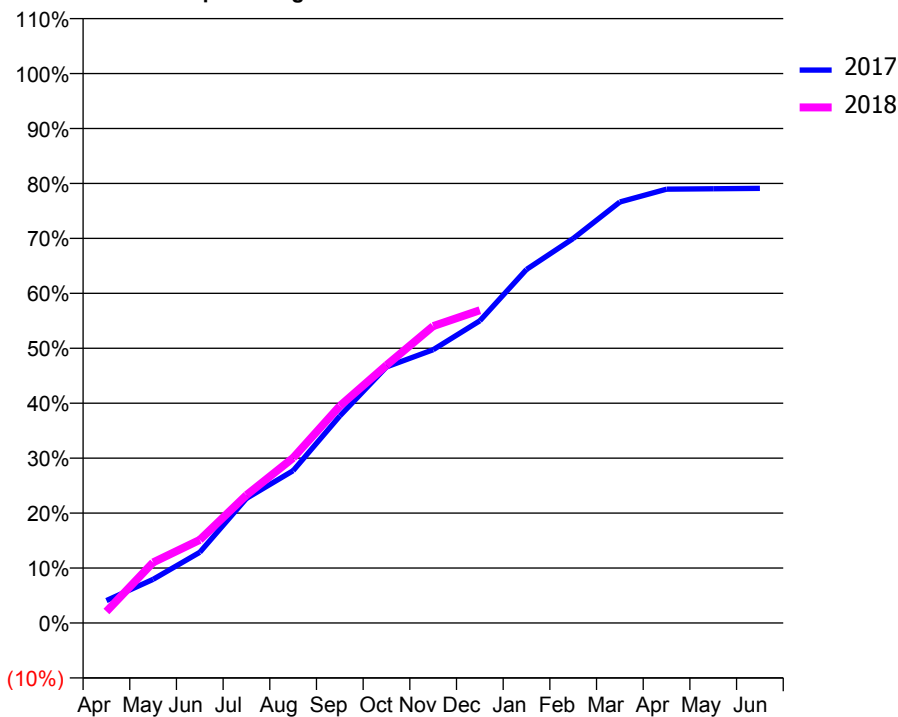
ACCESS*

Patients seen in 24 months	Total	Change since previous quarter
Quarter ending December 2016	641	
Quarter ending March 2017	632	↓
Quarter ending June 2017	623	↓
Quarter ending September 2017	612	↓
Quarter ending December 2017	603	↓
Variance since December 2016	(5.9%)	↓



ACTIVITY

Cumulative percentage of contracted UDA delivered 2017 & 2018



Month	Adjusted Scheduled Activity (UDA)	
	2017	2018
April	56	29
May	110	152
June	178	209
July	313	321
August	383	415
September	520	545
October	643	647
November	686	746
December	759	786
January	888	
February	966	
March	1,057	
April	1,090	
May	1,091	
June	1,092	

QUALITY

	Quantity	Base Number	Contract	AT	Region	England
% of FP17s for the same patient ID Re-attending within 3 months - Children	26	464	5.6%	10.2%	11.8%	12.0%
% of FP17s for the same patient ID Re-attending within 3 months - Adults	1	118	0.8%	13.4%	15.3%	15.9%
% of FP17s for the same patient ID Re-attending between 3 & 9 months - Children	285	464	61.4%	59.6%	59.1%	58.0%
% of FP17s for the same patient ID Re-attending between 3 & 9 months - Adults	72	118	61.0%	54.5%	51.5%	50.5%
% of FP17s for Band 1 Urgent Courses	14	551	2.5%	7.2%	8.0%	9.0%
% of FP17s Relating to Free Repair or Replacements	0	551	0.0%	0.9%	0.8%	0.8%
% of FP17s Relating to Continuations	0	551	0.0%	1.2%	1.1%	1.1%
% of Patients satisfied with the dentistry they have received	0	0	N/A	91.5%	91.6%	91.5%
% of Patients satisfied with the time they had to wait for an appointment	0	0	N/A	89.7%	88.3%	87.9%

* This is based on patients treated on this contract for their most recent course of treatment. Figures in italics indicate the base number of FP17s or Patient Questionnaire responses are less than 100. N/A is shown where the base number of responses is less than 10 during the period. % is calculated as Quantity/Base number*100

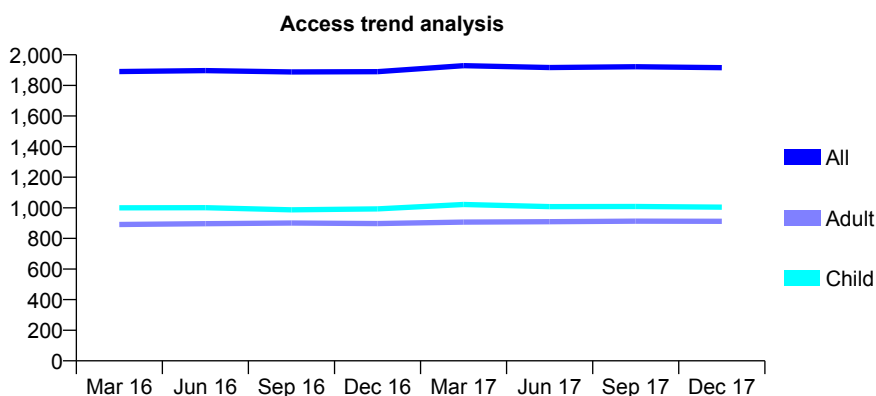
Q60 - Vital Signs At a Glance Contract Report for 927724/0003 - December 2017

Name or company name	MR SS DEHAL
Contract type name	GDS Contract
Purpose of contract	General and Orthodontic
Contract start date	01/06/2008
Contract end date	

17/18 Contracted general activity (UDA)	5,493
Carry forward general activity (UDA)	-27
17/18 Contracted orthodontic activity (UOA)	0
Carry forward orthodontic activity (UOA)	0
Baseline contract value	£135,216.37

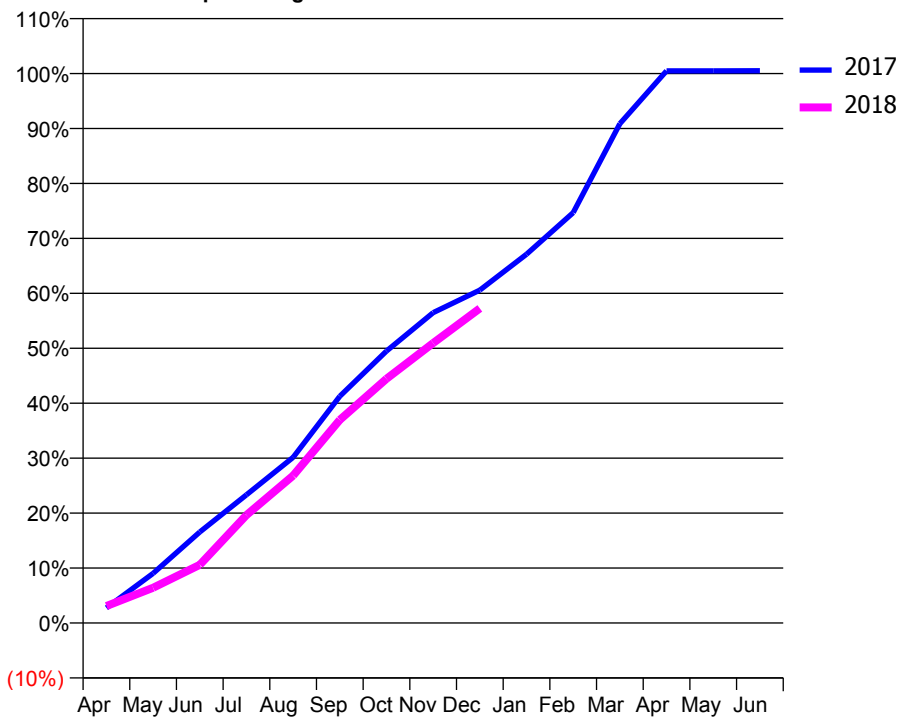
ACCESS*

Patients seen in 24 months	Total	Change since previous quarter
Quarter ending December 2016	1,890	
Quarter ending March 2017	1,929	↑
Quarter ending June 2017	1,917	→
Quarter ending September 2017	1,922	→
Quarter ending December 2017	1,916	→
Variance since December 2016	1.4%	→



ACTIVITY

Cumulative percentage of contracted UDA delivered 2017 & 2018



Month	Adjusted Scheduled Activity (UDA)	
	2017	2018
April	151	170
May	497	352
June	909	581
July	1,282	1,078
August	1,656	1,474
September	2,267	2,031
October	2,718	2,441
November	3,102	2,798
December	3,327	3,145
January	3,686	
February	4,102	
March	4,992	
April	5,519	
May	5,519	
June	5,520	

QUALITY

	Quantity	Base Number	Contract	AT	Region	England
% of FP17s for the same patient ID Re-attending within 3 months - Children	195	1,401	13.9%	10.2%	11.8%	12.0%
% of FP17s for the same patient ID Re-attending within 3 months - Adults	153	975	15.7%	13.4%	15.3%	15.9%
% of FP17s for the same patient ID Re-attending between 3 & 9 months - Children	1,000	1,401	71.4%	59.6%	59.1%	58.0%
% of FP17s for the same patient ID Re-attending between 3 & 9 months - Adults	617	975	63.3%	54.5%	51.5%	50.5%
% of FP17s for Band 1 Urgent Courses	64	2,085	3.1%	7.2%	8.0%	9.0%
% of FP17s Relating to Free Repair or Replacements	10	2,085	0.5%	0.9%	0.8%	0.8%
% of FP17s Relating to Continuations	47	2,085	2.3%	1.2%	1.1%	1.1%
% of Patients satisfied with the dentistry they have received	2	2	N/A	91.5%	91.6%	91.5%
% of Patients satisfied with the time they had to wait for an appointment	2	2	N/A	89.7%	88.3%	87.9%

* This is based on patients treated on this contract for their most recent course of treatment. Figures in italics indicate the base number of FP17s or Patient Questionnaire responses are less than 100. N/A is shown where the base number of responses is less than 10 during the period. % is calculated as Quantity/Base number*100

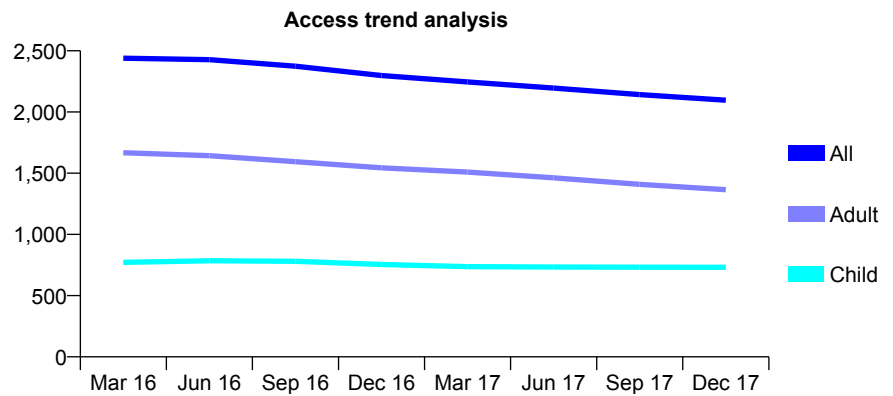
Q60 - Vital Signs At a Glance Contract Report for 932779/0002 - December 2017

Name or company name	MR GC CUMMINGS
Contract type name	GDS Contract
Purpose of contract	General
Contract start date	01/10/2009
Contract end date	

17/18 Contracted general activity (UDA)	6,764
Carry forward general activity (UDA)	267
17/18 Contracted orthodontic activity (UOA)	0
Carry forward orthodontic activity (UOA)	0
Baseline contract value	£184,835.31

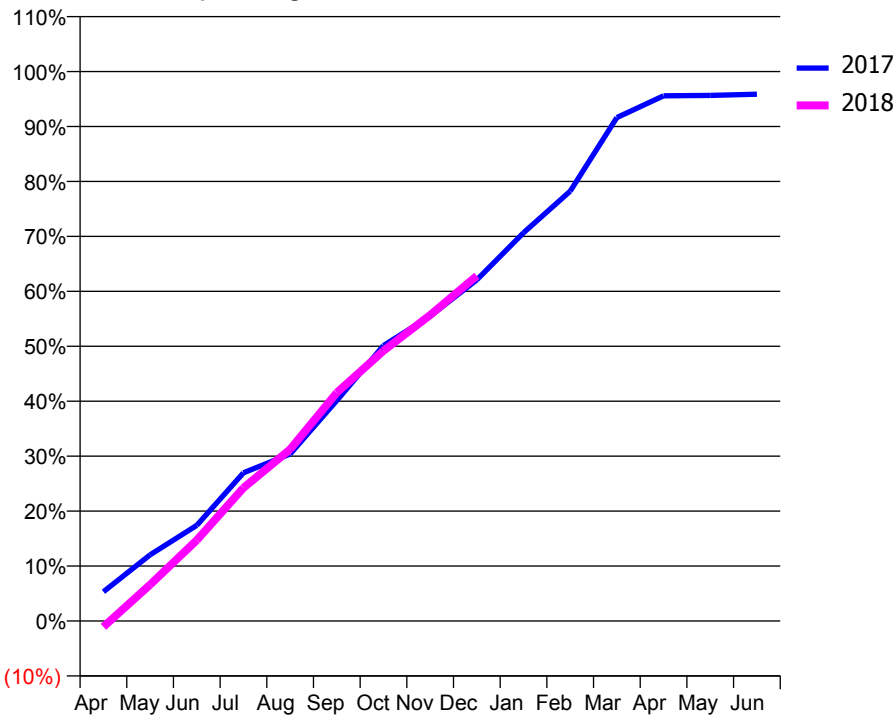
ACCESS*

Patients seen in 24 months	Total	Change since previous quarter
Quarter ending December 2016	2,298	
Quarter ending March 2017	2,246	↓
Quarter ending June 2017	2,196	↓
Quarter ending September 2017	2,142	↓
Quarter ending December 2017	2,096	↓
Variance since December 2016	(8.8%)	↓



ACTIVITY

Cumulative percentage of contracted UDA delivered 2017 & 2018



Month	Adjusted Scheduled Activity (UDA)	
	2017	2018
April	361	-73
May	815	447
June	1,177	995
July	1,825	1,640
August	2,056	2,113
September	2,713	2,811
October	3,391	3,326
November	3,753	3,766
December	4,199	4,248
January	4,780	
February	5,291	
March	6,198	
April	6,465	
May	6,469	
June	6,484	

QUALITY

	Quantity	Base Number	Contract	AT	Region	England
% of FP17s for the same patient ID Re-attending within 3 months - Children	264	1,267	20.8%	10.2%	11.8%	12.0%
% of FP17s for the same patient ID Re-attending within 3 months - Adults	222	1,560	14.2%	13.4%	15.3%	15.9%
% of FP17s for the same patient ID Re-attending between 3 & 9 months - Children	790	1,267	62.4%	59.6%	59.1%	58.0%
% of FP17s for the same patient ID Re-attending between 3 & 9 months - Adults	1,046	1,560	67.1%	54.5%	51.5%	50.5%
% of FP17s for Band 1 Urgent Courses	36	2,640	1.4%	7.2%	8.0%	9.0%
% of FP17s Relating to Free Repair or Replacements	64	2,640	2.4%	0.9%	0.8%	0.8%
% of FP17s Relating to Continuations	20	2,640	0.8%	1.2%	1.1%	1.1%
% of Patients satisfied with the dentistry they have received	3	3	N/A	91.5%	91.6%	91.5%
% of Patients satisfied with the time they had to wait for an appointment	2	3	N/A	89.7%	88.3%	87.9%

* This is based on patients treated on this contract for their most recent course of treatment. Figures in italics indicate the base number of FP17s or Patient Questionnaire responses are less than 100. N/A is shown where the base number of responses is less than 10 during the period. % is calculated as Quantity/Base number*100

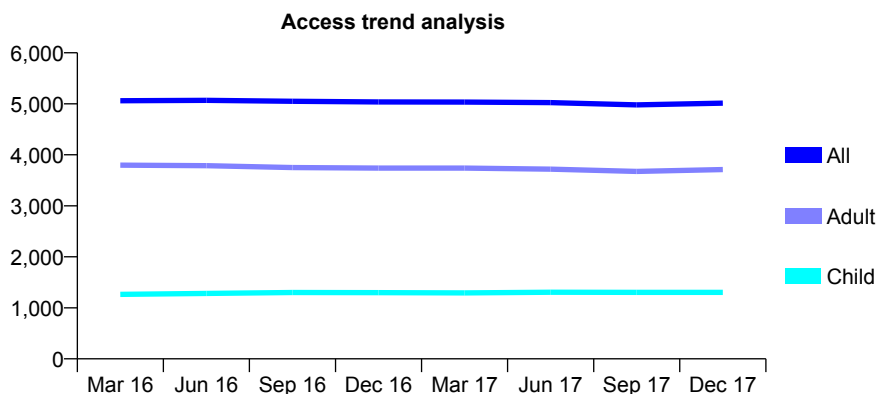
Q60 - Vital Signs At a Glance Contract Report for 934925/0002 - December 2017

Name or company name	MR S SABZEVARI
Contract type name	GDS Contract
Purpose of contract	General
Contract start date	01/04/2006
Contract end date	

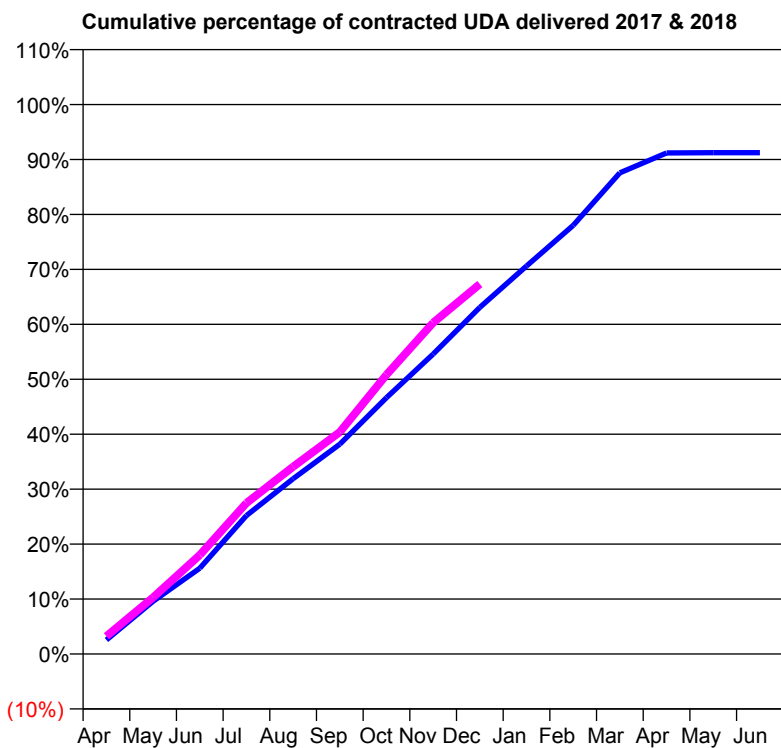
17/18 Contracted general activity (UDA)	16,212
Carry forward general activity (UDA)	0
17/18 Contracted orthodontic activity (UOA)	0
Carry forward orthodontic activity (UOA)	0
Baseline contract value	£399,285.97

ACCESS*

Patients seen in 24 months	Total	Change since previous quarter
Quarter ending December 2016	5,037	
Quarter ending March 2017	5,034	→
Quarter ending June 2017	5,023	→
Quarter ending September 2017	4,978	→
Quarter ending December 2017	5,014	→
Variance since December 2016	(0.5%)	→



ACTIVITY



Month	Adjusted Scheduled Activity (UDA)	
	2017	2018
April	417	525
May	1,556	1,668
June	2,530	2,920
July	4,084	4,456
August	5,170	5,524
September	6,191	6,547
October	7,563	8,241
November	8,849	9,774
December	10,225	10,915
January	11,447	
February	12,646	
March	14,198	
April	14,783	
May	14,789	
June	14,789	

QUALITY

	Quantity	Base Number	Contract	AT	Region	England
% of FP17s for the same patient ID Re-attending within 3 months - Children	99	1,473	6.7%	10.2%	11.8%	12.0%
% of FP17s for the same patient ID Re-attending within 3 months - Adults	655	4,308	15.2%	13.4%	15.3%	15.9%
% of FP17s for the same patient ID Re-attending between 3 & 9 months - Children	926	1,473	62.9%	59.6%	59.1%	58.0%
% of FP17s for the same patient ID Re-attending between 3 & 9 months - Adults	2,702	4,308	62.7%	54.5%	51.5%	50.5%
% of FP17s for Band 1 Urgent Courses	478	5,496	8.7%	7.2%	8.0%	9.0%
% of FP17s Relating to Free Repair or Replacements	80	5,496	1.5%	0.9%	0.8%	0.8%
% of FP17s Relating to Continuations	41	5,496	0.7%	1.2%	1.1%	1.1%
% of Patients satisfied with the dentistry they have received	11	12	91.7%	91.5%	91.6%	91.5%
% of Patients satisfied with the time they had to wait for an appointment	10	12	83.3%	89.7%	88.3%	87.9%

* This is based on patients treated on this contract for their most recent course of treatment. Figures in italics indicate the base number of FP17s or Patient Questionnaire responses are less than 100. N/A is shown where the base number of responses is less than 10 during the period. % is calculated as Quantity/Base number*100

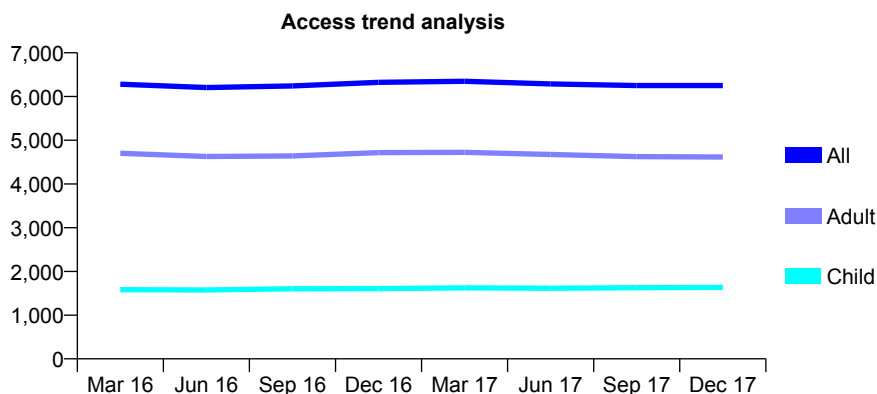
Q60 - Vital Signs At a Glance Contract Report for 934984/0001 - December 2017

Name or company name	MR P SANGHA
Contract type name	GDS Contract
Purpose of contract	General
Contract start date	01/04/2006
Contract end date	

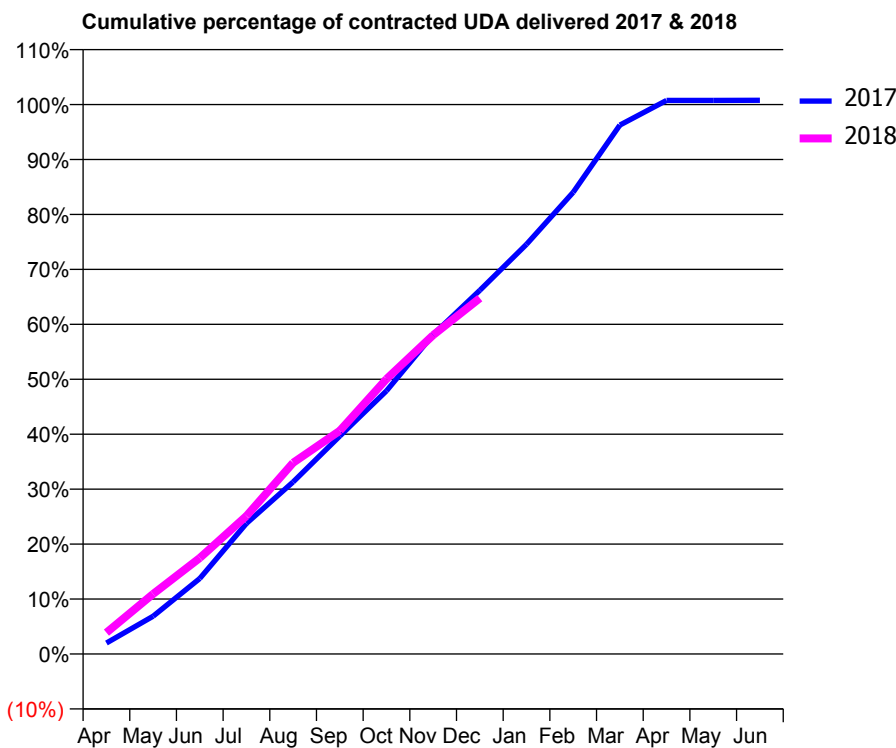
17/18 Contracted general activity (UDA)	18,888
Carry forward general activity (UDA)	-144
17/18 Contracted orthodontic activity (UOA)	0
Carry forward orthodontic activity (UOA)	0
Baseline contract value	£450,385.25

ACCESS*

Patients seen in 24 months	Total	Change since previous quarter
Quarter ending December 2016	6,323	
Quarter ending March 2017	6,348	→
Quarter ending June 2017	6,289	→
Quarter ending September 2017	6,250	→
Quarter ending December 2017	6,252	→
Variance since December 2016	(1.1%)	↓



ACTIVITY



Month	Adjusted Scheduled Activity (UDA)	
	2017	2018
April	379	736
May	1,298	2,066
June	2,595	3,301
July	4,489	4,745
August	5,916	6,577
September	7,490	7,676
October	9,044	9,453
November	10,980	10,962
December	12,502	12,231
January	14,081	
February	15,871	
March	18,180	
April	19,029	
May	19,028	
June	19,032	

QUALITY

	Quantity	Base Number	Contract	AT	Region	England
% of FP17s for the same patient ID Re-attending within 3 months - Children	116	1,839	6.3%	10.2%	11.8%	12.0%
% of FP17s for the same patient ID Re-attending within 3 months - Adults	611	4,296	14.2%	13.4%	15.3%	15.9%
% of FP17s for the same patient ID Re-attending between 3 & 9 months - Children	1,299	1,839	70.6%	59.6%	59.1%	58.0%
% of FP17s for the same patient ID Re-attending between 3 & 9 months - Adults	2,304	4,296	53.6%	54.5%	51.5%	50.5%
% of FP17s for Band 1 Urgent Courses	329	5,841	5.6%	7.2%	8.0%	9.0%
% of FP17s Relating to Free Repair or Replacements	101	5,841	1.7%	0.9%	0.8%	0.8%
% of FP17s Relating to Continuations	28	5,841	0.5%	1.2%	1.1%	1.1%
% of Patients satisfied with the dentistry they have received	7	10	70.0%	91.5%	91.6%	91.5%
% of Patients satisfied with the time they had to wait for an appointment	9	10	90.0%	89.7%	88.3%	87.9%

* This is based on patients treated on this contract for their most recent course of treatment. Figures in italics indicate the base number of FP17s or Patient Questionnaire responses are less than 100. N/A is shown where the base number of responses is less than 10 during the period. % is calculated as Quantity/Base number*100

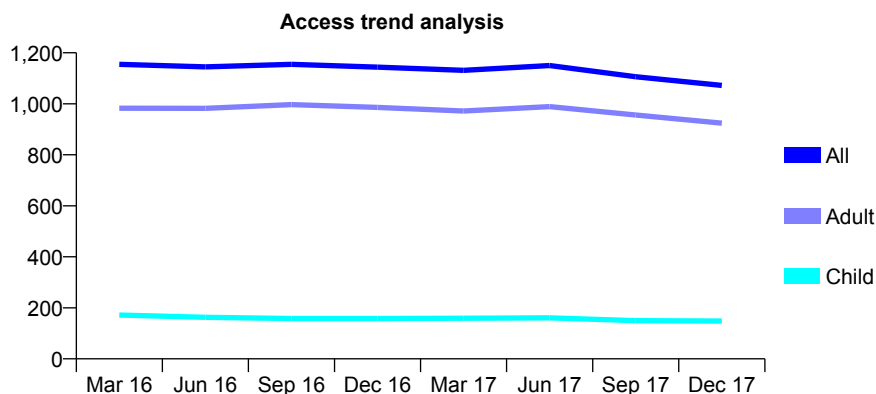
Q60 - Vital Signs At a Glance Contract Report for 986801/0004 - December 2017

Name or company name	MR MN DEVLIN
Contract type name	GDS Contract
Purpose of contract	General
Contract start date	03/10/2007
Contract end date	

17/18 Contracted general activity (UDA)	3,848
Carry forward general activity (UDA)	0
17/18 Contracted orthodontic activity (UOA)	0
Carry forward orthodontic activity (UOA)	0
Baseline contract value	£88,427.82

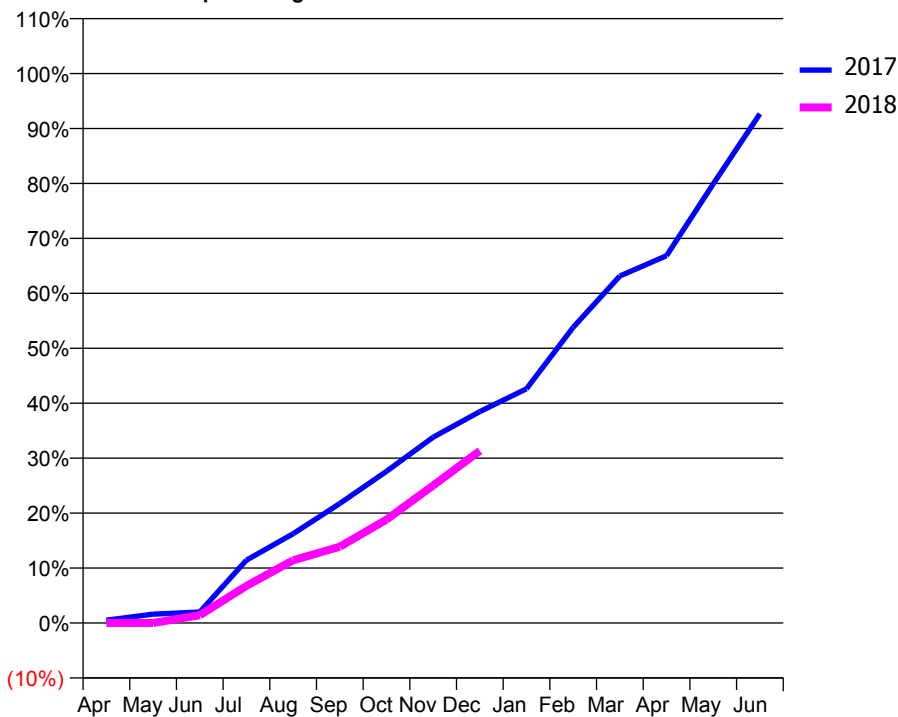
ACCESS*

Patients seen in 24 months	Total	Change since previous quarter
Quarter ending December 2016	1,144	
Quarter ending March 2017	1,131	↓
Quarter ending June 2017	1,150	→
Quarter ending September 2017	1,106	↓
Quarter ending December 2017	1,072	↓
Variance since December 2016	(6.3%)	↓



ACTIVITY

Cumulative percentage of contracted UDA delivered 2017 & 2018



Month	Adjusted Scheduled Activity (UDA)	
	2017	2018
April	20	0
May	62	0
June	77	54
July	441	260
August	626	439
September	837	534
October	1,062	724
November	1,301	963
December	1,481	1,206
January	1,640	
February	2,071	
March	2,430	
April	2,572	
May	3,075	
June	3,566	

QUALITY

	Quantity	Base Number	Contract	AT	Region	England
% of FP17s for the same patient ID Re-attending within 3 months - Children	13	137	9.5%	10.2%	11.8%	12.0%
% of FP17s for the same patient ID Re-attending within 3 months - Adults	134	928	14.4%	13.4%	15.3%	15.9%
% of FP17s for the same patient ID Re-attending between 3 & 9 months - Children	82	137	59.9%	59.6%	59.1%	58.0%
% of FP17s for the same patient ID Re-attending between 3 & 9 months - Adults	599	928	64.5%	54.5%	51.5%	50.5%
% of FP17s for Band 1 Urgent Courses	63	719	8.8%	7.2%	8.0%	9.0%
% of FP17s Relating to Free Repair or Replacements	14	719	1.9%	0.9%	0.8%	0.8%
% of FP17s Relating to Continuations	3	719	0.4%	1.2%	1.1%	1.1%
% of Patients satisfied with the dentistry they have received	6	6	N/A	91.5%	91.6%	91.5%
% of Patients satisfied with the time they had to wait for an appointment	6	6	N/A	89.7%	88.3%	87.9%

* This is based on patients treated on this contract for their most recent course of treatment. Figures in italics indicate the base number of FP17s or Patient Questionnaire responses are less than 100. N/A is shown where the base number of responses is less than 10 during the period. % is calculated as Quantity/Base number*100